



AgEcon SEARCH
RESEARCH IN AGRICULTURAL & APPLIED ECONOMICS

The World's Largest Open Access Agricultural & Applied Economics Digital Library

This document is discoverable and free to researchers across the globe due to the work of AgEcon Search.

Help ensure our sustainability.

Give to AgEcon Search

AgEcon Search
<http://ageconsearch.umn.edu>
aesearch@umn.edu

*Papers downloaded from **AgEcon Search** may be used for non-commercial purposes and personal study only. No other use, including posting to another Internet site, is permitted without permission from the copyright owner (not AgEcon Search), or as allowed under the provisions of Fair Use, U.S. Copyright Act, Title 17 U.S.C.*

California Department of Food and Agriculture

Agricultural Commissioners' Crop Reports


Ventura County

1978-1981

California County Agricultural Commissioners' Reports from the California Department of Food and Agriculture. This collection consists of annual crop and livestock data from each of the 58 California Counties. The collection covers 1915-1981; digitization of the rest of the collection is forthcoming.

This digitization project was funded by the Giannini Foundation of Agricultural Economics,
<http://giannini.ucop.edu/> .

The work was completed by the staff of the Giannini Foundation Library, University of California, Berkeley, <http://are.berkeley.edu/library/> . **Please contact the Library to consult the originals.**



1978

Ventura County

AGRICULTURAL CROP REPORT 1978



UNIVERSITY OF CALIFORNIA
DAVIS
MAY 19 1978
GOVERNMENT LIBRARY

AGRICULTURAL COMMISSIONERS OFFICE
ENVIRONMENTAL RESOURCE AGENCY

county of ventura

Agricultural Commissioner
W. Earl McPhail

DEPT. OF
AGRICULTURE
CIVIL SERVICE
EDWARD R. URBAN

TO RICHARD ROMINGER, STATE DIRECTOR OF
FOOD AND AGRICULTURE

AND

THE VENTURA COUNTY BOARD OF SUPERVISORS

Gentlemen:

Pursuant to Section 2279 of the California Food and Agricultural Code, I hereby submit the Ventura County Annual Crop and Livestock Report for 1978.

A new record for F.O.B. agricultural value was set in 1978 by Ventura County growers. Total returns of \$460,014,900 represent an increase of \$81,990,300 from 1977. The total value however does not represent the net return to growers only F.O.B. prices.

We wish to extend our sincere appreciation to all the growers and organizations whose cooperation have made this report possible.

I wish to thank my staff who gathered the statistics and especially Deputy Agricultural Commissioner Edward R. Urban who compiled them.

W. Earl McPhail

W. Earl McPhail
Agricultural Commissioner

FRUIT & NUT CROPS

ACREAGES FOR 1978

| <u>CROP</u> | <u>BEARING</u> | <u>NON- BEARING</u> | <u>TOTAL ACREAGE</u> |
|-----------------|----------------|-------------------------|--------------------------|
| Apricot | 93 | 21 | 114 |
| Avocado | 7,416 | 3,152 | 10,568 |
| Citron | 11 | - | 11 |
| Grapefruit | 1,567 | 266 | 1,833 |
| Grapes | 22 | - | 22 |
| Kiwi | - | 72 | 72 |
| Lemon-Eureka | 17,574 | 3,198 | 20,772 |
| Lemon-Lisbon | 5,248 | 480 | 5,728 |
| Lime | 20 | 23 | 43 |
| Orange-Navel | 1,448 | 42 | 1,490 |
| Orange-Valencia | 15,502 | 294 | 15,796 |
| Strawberries | 3,230 | - | 3,230 |
| Walnuts | 1,241 | - | 1,241 |
| TOTALS | 53,372 | 7,548 | 60,920 |

FRUIT AND NUT CROPS
ACREAGE, PRODUCTION AND VALUES 1977-78

| CROP | YEAR | HARVESTED ACREAGE | PRODUCTION | | UNIT | \$ VALUE | |
|-------------------|------|----------------------|-------------|---------|------|-------------|---------------|
| | | | PER ACRE | TOTAL | | PER UNIT | TOTAL |
| AVOCADO | 1978 | 7,416 | 2.38 | 17,684 | Tons | \$930.00 | \$ 16,446,100 |
| | 1977 | 7,768 | 1.81 | 14,031 | " | 734.00 | 10,298,700 |
| GRAPEFRUIT | | | | | | | |
| Total | 1978 | 1,567 | 11.27 | 17,657 | " | 191.00 | 3,371,000 |
| | 1977 | 1,278 | 11.60 | 14,821 | " | 85.00 | 1,259,700 |
| Fresh | 1978 | | | 9,996 | " | 316.00 | 3,161,600 |
| | 1977 | | | 5,855 | " | 183.00 | 1,071,500 |
| Processed | 1978 | | | 7,661 | " | 28.00 | 215,000 |
| | 1977 | | | 8,966 | " | 21.00 | 188,200 |
| LEMONS | | | | | | | |
| Total | 1978 | 22,530 | 20.91 | 471,171 | " | 222.57 | 104,866,500 |
| | 1977 | 22,609 | 21.47 | 485,526 | " | 167.00 | 81,043,200 |
| Fresh | 1978 | | | 273,238 | " | 354.81 | 96,948,100 |
| | 1977 | | | 274,146 | " | 274.00 | 75,116,000 |
| Processed | 1978 | | | 197,933 | " | 40.00 | 7,918,400 |
| | 1977 | | | 211,380 | " | 28.00 | 5,927,200 |
| ORANGES--Naval | | | | | | | |
| Total | 1978 | 1,448 | 10.19 | 14,756 | " | 151.63 | 2,237,500 |
| | 1977 | 1,454 | 11.81 | 17,176 | " | 120.00 | 2,072,000 |
| Fresh | 1978 | | | 6,399 | " | 274.00 | 1,760,000 |
| | 1977 | | | 9,190 | " | 199.00 | 1,830,000 |
| Processed | 1978 | | | 8,357 | " | 56.41 | 471,400 |
| | 1977 | | | 7,986 | " | 30.00 | 239,000 |
| ORANGES--Valencia | | | | | | | |
| Total | 1978 | 15,502 | 15.81 | 245,132 | " | 209.00 | 51,217,300 |
| | 1977 | 15,571 | 10.13 | 157,704 | " | 184.00 | 29,050,800 |
| Fresh | 1978 | | | 126,214 | " | 321.00 | 40,514,700 |
| | 1977 | | | 95,545 | " | 260.00 | 24,841,000 |
| Processed | 1978 | | | 118,918 | " | 90.00 | 10,702,600 |
| | 1977 | | | 62,159 | " | 68.00 | 4,209,800 |

FRUIT AND NUT CROPS
ACREAGE, PRODUCTION AND VALUES 1977-78

| CROP | YEAR | PRODUCTION | | | UNIT | \$ VALUE | |
|---------------------|------|----------------------|-------------|--------|------|-------------|-------------|
| | | HARVESTED ACREAGE | PER ACRE | TOTAL | | PER UNIT | TOTAL |
| STRAWBERRIES | | | | | | | |
| Total | 1978 | 3,230 | 19.0 | 62,510 | Tons | 489.00 | 30,581,600 |
| | 1977 | 2,430 | 26.5 | 64,395 | " | 608.00 | 39,152,200 |
| Fresh | 1978 | | | 48,450 | " | 540.00 | 26,163,000 |
| | 1977 | | | 42,930 | " | 692.00 | 29,707,600 |
| Processed | 1978 | | | 12,920 | " | 342.00 | 4,418,600 |
| | 1977 | | | 21,465 | " | 440.00 | 9,444,600 |
| WALNUTS | | | | | | | |
| Total | 1978 | 1,241 | 0.37 | 460 | " | 1100.00 | 506,000 |
| | 1977 | 1,283 | 0.56 | 720 | " | 600.00 | 432,000 |
| TOTALS | | | | | | | 209,231,600 |
| | 1978 | 52,934 | | | | | 163,308,600 |
| | 1977 | 52,393 | | | | | |

VEGETABLE CROPS
ACREAGE, PRODUCTION AND VALUES 1977-78

| CROP | YEAR | HARVESTED ACREAGE | PRODUCTION | | | \$ VALUE | |
|--------------------|------|----------------------|-------------|---------|------|-------------|--------------|
| | | | PER ACRE | TOTAL | UNIT | PER UNIT | TOTAL |
| BEANS | | | | | | | |
| Green Lima | 1978 | 10,022 | 1.49 | 15,302 | Ton | \$387.00 | \$ 5,920,000 |
| | 1977 | 8148 | 1.90 | 15,464 | " | 357.00 | 5,529,700 |
| Green Snap | 1978 | 460 | 3.43 | 1,578 | " | 397.00 | 626,500 |
| | 1977 | 706 | 4.86 | 3,431 | " | 449.00 | 1,540,500 |
| BROCCOLI | | | | | | | |
| | 1978 | 4320 | 2.48 | 10,695 | " | 356.00 | 3,811,800 |
| | 1977 | 5011 | 2.37 | 11,890 | " | 315.00 | 3,751,500 |
| CABBAGE | | | | | | | |
| | 1978 | 1760 | 14.91 | 26,250 | " | 154.00 | 4,055,100 |
| | 1977 | 1548 | 15.36 | 23,778 | " | 225.00 | 5,350,100 |
| CAULIFLOWER | | | | | | | |
| | 1978 | 1756 | 6.29 | 11,045 | " | 495.00 | 5,467,400 |
| | 1977 | 2029 | 5.79 | 11,753 | " | 409.00 | 4,813,400 |
| CELERY | | | | | | | |
| | 1978 | 9481 | 29.00 | 274,949 | " | 244.00 | 67,087,600 |
| | 1977 | 9437 | 31.00 | 292,547 | " | 171.00 | 50,025,500 |
| CUCUMBERS | | | | | | | |
| | 1978 | 578 | 13.00 | 7,514 | " | 322.00 | 2,419,500 |
| | 1977 | 552 | 12.96 | 7,153 | " | 278.00 | 1,968,500 |
| LETTUCE | | | | | | | |
| Total | 1978 | 6157 | 10.59 | 65,200 | " | 275.00 | 17,929,500 |
| | 1977 | 5615 | 10.94 | 61,410 | " | 181.00 | 11,142,400 |
| Head | 1978 | 2829 | 11.00 | 31,119 | " | 221.00 | 6,877,300 |
| | 1977 | 2965 | 12.00 | 35,580 | " | 123.00 | 4,376,300 |
| Romaine | 1978 | 2021 | 11.9 | 24,070 | " | 272.00 | 6,547,000 |
| | 1977 | 778 | 13.47 | 10,480 | " | 215.00 | 2,253,100 |
| Leaf | 1978 | 1307 | 7.66 | 10,011 | " | 450.00 | 4,505,200 |
| | 1977 | 1872 | 8.20 | 15,350 | " | 294.00 | 4,513,000 |

VEGETABLE CROPS
ACREAGE, PRODUCTION AND VALUES 1977-78

| CROP | YEAR | HARVESTED ACREAGE | PRODUCTION | | | \$ VALUE | |
|------------------------------|------|----------------------|-------------|---------|------|-------------|--------------|
| | | | PER ACRE | TOTAL | UNIT | PER UNIT | TOTAL |
| PEPPERS | | | | | | | |
| | 1978 | 1,469 | 10.28 | 15,100 | Ton | 184.00 | \$ 2,778,400 |
| | 1977 | 1,168 | 10.58 | 12,352 | " | 160.00 | 1,986,600 |
| SPINACH | | | | | | | |
| | 1978 | 2,323 | 6.91 | 14,406 | " | 267.00 | 3,847,400 |
| | 1977 | 2,857 | 8.65 | 24,725 | " | 155.00 | 3,845,400 |
| TOMATOES | | | | | | | |
| Total | 1978 | 6,284 | 19.92 | 125,150 | " | 152.00 | 19,038,000 |
| | 1977 | 6,559 | 19.61 | 128,601 | " | 191.00 | 24,590,100 |
| Fresh | 1978 | 2,544 | 15.90 | 40,450 | " | 358.00 | 14,481,000 |
| | 1977 | 2,479 | 19.00 | 47,101 | " | 425.00 | 20,017,900 |
| Processed | 1978 | 3,740 | 22.60 | 84,700 | " | 53.80 | 4,557,000 |
| | 1977 | 4,080 | 20.00 | 81,500 | " | 56.00 | 4,572,200 |
| *MISC. VEGETABLES | | | | | | | |
| Field & | 1978 | 2,219 | | | | | 19,461,500 |
| Indoor Grown | 1977 | 3,122 | | | | | 17,649,200 |
| TOTALS | | | | | | | |
| | 1978 | 46,369 | | | | | 152,442,700 |
| | 1977 | 46,752 | | | | | 132,192,900 |

*Includes alfalfa sprouts, corn, greenhouse cucumbers, greens, green onions, mushrooms, leeks, parsley, peas, pumpkins, radishes, squash, greenhouse tomatoes and watercress.

LIVESTOCK, POULTRY AND DAIRY
PRODUCTION AND VALUES 1977-78

| ITEM | YEAR | PRODUCTION | UNIT | \$ VALUE | |
|---------------------------------------|--------|------------|------|----------|---------------|
| | | | | PER UNIT | TOTAL |
| LIVESTOCK - Cattle, Hogs and Sheep | 1978 | 130,200 | Cwt. | \$ 59.45 | \$ 7,740,000 |
| | 1977 | 106,900 | " | 39.00 | 4,169,100 |
| POULTRY - * Meats and Products | 1978 | 39,627,250 | Lbs. | 0.50 | 19,743,000 |
| | 1977 | 40,228,700 | " | 0.42 | 16,938,000 |
| EGGS - Chicken | 1978 | 72,182,540 | Doz. | 0.48 | 34,544,700 |
| | 1977 | 49,913,300 | " | 0.51 | 25,455,800 |
| DAIRY - Milk | 1978 | | | | 3,916,100 |
| | **1977 | | | | 3,834,100 |
| TOTALS | | | | | |
| | 1978 | | | | \$ 65,943,800 |
| | **1977 | | | | \$ 50,397,000 |

* Chicken and Turkey meats, and
Egg products

** Revised

NURSERY STOCK
PRODUCTION AND VALUES 1977-78

| PRODUCE | YEAR | PRODUCTION | UNIT | \$ VALUE | |
|---------------------|------|------------|--------|----------|---------------|
| | | | | PER UNIT | TOTAL |
| FRUIT & NUT TREES | 1978 | 395,948 | Trees | \$ 5.62 | \$ 2,225,500 |
| | 1977 | 359,131 | " | 4.99 | 1,791,000 |
| ORNAMENTALS | 1978 | 2,370,914 | Plants | 1.88 | 4,463,200 |
| | 1977 | 2,541,034 | " | 1.32 | 3,356,200 |
| *NURSERY STOCK | 1978 | 24,867,254 | Flats | 0.62 | 15,533,900 |
| | 1977 | 21,496,934 | " | 0.60 | 12,899,500 |
| CUT CHRISTMAS TREES | 1978 | 14,430 | Trees | 11.37 | 164,100 |
| | 1977 | 28,775 | " | 10.29 | 296,200 |
| TOTALS | | 1978 | | | \$ 22,386,700 |
| | | 1977 | | | \$ 18,342,900 |

* Includes all vegetable and ornamental plants generally marketed in flats; includes turf grass

CUT FLOWERS - 1977-78

| | | | | | |
|----------------|------|-----------|---------|--|--------------|
| FLOWER BLOOMS | 1978 | 7,373,846 | Blooms | | 711,100 |
| | 1977 | 3,308,500 | " | | 250,600 |
| FLOWER BUNCHES | 1978 | 1,297,797 | Bunches | | 1,155,700 |
| | 1977 | 1,958,532 | " | | 2,346,100 |
| TOTALS | | 1978 | | | \$ 1,866,800 |
| | | 1977 | | | \$ 2,596,700 |

FIELD CROPS
ACREAGE, PRODUCTION AND VALUES 1977-78

| CROP | YEAR | HARVESTED ACREAGE | PRODUCTION | | UNIT | \$ VALUE | |
|-----------------------------|------|----------------------|-------------|--------|------|-------------|--------------|
| | | | PER ACRE | TOTAL | | PER UNIT | TOTAL |
| BEANS - | | | | | | | |
| Dry Limas | 1978 | 3,700 | 1.00 | 3,700 | Tons | \$ 680.00 | \$ 2,516,000 |
| | 1977 | 5,000 | 1.14 | 5,684 | " | 680.00 | 3,864,800 |
| ALFALFA | | | | | | | |
| | 1978 | 220 | 10.00 | 2,500 | " | 80.00 | 200,000 |
| | 1977 | - | - | - | - | - | - |
| HAY | | | | | | | |
| | 1978 | 7,300 | 1.58 | 11,550 | " | 58.00 | 669,900 |
| | 1977 | 8,290 | 1.69 | 14,020 | " | 60.00 | 841,200 |
| PASTURE | | | | | | | |
| | 1978 | 1,800 | | | | | 220,600 |
| | 1977 | 1,100 | | | | | 55,000 |
| GRAIN | | | | | | | |
| | 1978 | 6,400 | 0.90 | 5,730 | " | 93.00 | 534,600 |
| | 1977 | 6,600 | 0.89 | 5,880 | " | 95.00 | 557,400 |
| SEED | | | | | | | |
| Flower, Bean & Vegetable | 1978 | 2,696 | | | | | 3,493,300 |
| | 1977 | 2,409 | | | | | 5,145,300 |
| SUGAR BEETS | | | | | | | |
| | 1978 | 157 | 28.7 | 4,468 | " | 23.54 | 105,200 |
| | 1977 | 441 | 35.48 | 15,646 | " | 21.83 | 341,600 |
| TOTALS | | | | | | | |
| | 1978 | 22,273 | | | | | \$ 7,739,600 |
| | 1977 | 23,840 | | | | | 10,805,000 |

APIARY PRODUCTS
PRODUCTION AND VALUES 1977-78

| PRODUCT | YEAR | PRODUCTION | UNIT | \$ VALUE | |
|---------|------|------------|------|----------|------------|
| | | | | PER UNIT | TOTAL |
| HONEY | 1978 | 842,000 | Lbs. | \$ 0.45 | \$ 378,900 |
| | 1977 | 794,300 | " | 0.45 | 357,400 |
| BEESWAX | 1978 | 14,034 | " | 1.77 | 24,800 |
| | 1977 | 13,240 | " | 1.80 | 23,832 |
| TOTALS | 1978 | | | | \$ 403,700 |
| | 1977 | | | | \$ 381,232 |

AGRICULTURAL CROP REPORT

RECAPITULATION

1977-78


| | YEAR | \$ VALUE |
|-------------------------------|-------|----------------|
| FRUIT & NUT CROPS | 1978 | \$ 209,231,600 |
| | 1977 | 163,308,600 |
| VEGETABLE CROPS | 1978 | 152,442,700 |
| | 1977 | 132,192,900 |
| LIVESTOCK, POULTRY & DAIRY | 1978 | 65,943,800 |
| | *1977 | 50,397,000 |
| NURSERY STOCK | 1978 | 22,386,700 |
| | 1977 | 18,342,900 |
| CUT FLOWERS | 1978 | 1,866,800 |
| | 1977 | 2,596,700 |
| FIELD CROPS | 1978 | 7,739,600 |
| | 1977 | 10,805,300 |
| APIARY PRODUCTS | 1978 | 403,700 |
| | 1977 | 381,232 |
| GRAND TOTAL | 1978 | \$ 460,014,900 |
| | *1977 | \$ 378,024,600 |


*Revised

AGRICULTURAL COMMISSIONER
1000 VINTAGE
SANTA ANA, CALIFORNIA 92705



University of Calif.
Gov. Docs. Dept., Lib.
Davis, CA 95616





1979

DOCUMENTS
STACKS

LIBRARY USE ONLY



UNIVERSITY OF CALIFORNIA
DAVIS
1941
GOVT. BOLS. DEPT.

Agricultural Crop

AGRICULTURAL COMMISSIONER'S OFFICE

county of ventura

Agricultural Commissioner
W. Earl McPhail

Chief Deputy
Clyde W. May

Deputies
Donald H. Anderson
Gerald W. Ashton
Kenneth C. Weiss

TO RICHARD E. ROMINGER
STATE DIRECTOR OF FOOD AND AGRICULTURE

and

THE VENTURA COUNTY BOARD OF SUPERVISORS


Gentlemen:

Pursuant to Section 2279 of the California Food and Agricultural Code, I hereby submit the Ventura County Annual Crop and Livestock Report for 1979.

A new record for F.O.B. agricultural value was set in 1979 by Ventura County Growers. Total returns of \$463,759,900 represent an increase of \$3,745,000 from 1978. The total value however does not represent the net return to growers.

We wish to extend our sincere appreciation to all the growers and organizations whose cooperation have made this report possible.

I wish to thank my staff who gathered the statistics and especially Deputy Agricultural Commissioner Gerald W. Ashton who compiled them.



W. Earl McPhail
Agricultural Commissioner

FRUIT & NUT CROP
ACREAGES FOR 1979

| CROP | BEARING | NON- BEARING | TOTAL ACREAGE |
|------------------|---------|-----------------|------------------|
| Apricot | 93 | 21 | 114 |
| Avocados | 10,187 | 843 | 11,030 |
| Citron | 11 | - | 11 |
| Grapefruit | 1,829 | 18 | 1,847 |
| Grapes | 19 | - | 19 |
| Kiwi | 28 | 25 | 53 |
| Lemon-Eureka | 17,876 | 1,666 | 19,542 |
| Lemon-Lisbon | 5,771 | 365 | 6,136 |
| Lime | 31 | - | 31 |
| Oranges-Navel | 1,476 | 16 | 1,492 |
| Oranges-Valencia | 15,580 | 202 | 15,782 |
| Strawberries | 2,383 | - | 2,383 |
| Walnuts | 1,036 | - | 1,036 |
| Totals | 56,320 | 3,156 | 59,476 |

COVER PICTURE

Young citrus plantings in Piru Area of
Ventura County

We wish to thank Robert Burns of the
University of California Extension
Service for the picture

AGRICULTURAL CROP REPORT

RECAPITULATION

1978-1979

| | <u>YEAR</u> | <u>\$ VALUE</u> |
|----------------------------|-------------|-----------------|
| FRUIT & NUT CROPS | 1979 | \$209,728,100 |
| | 1978 | 209,231,600 |
| VEGETABLE CROPS | 1979 | 137,806,000 |
| | 1978 | 152,442,700 |
| LIVESTOCK, POULTRY & DAIRY | 1979 | 75,220,000 |
| | 1978 | 65,943,800 |
| NURSERY STOCK | 1979 | 28,681,000 |
| | 1978 | 22,386,700 |
| CUT FLOWERS | 1979 | 1,852,000 |
| | 1978 | 1,866,800 |
| FIELD CROPS | 1979 | 10,008,000 |
| | *1978 | 7,715,600 |
| APIARY PRODUCTS | 1979 | 464,800 |
| | 1978 | 403,700 |
| Grand Total | 1979 | \$463,759,900 |
| | *1978 | \$459,990,900 |

*Revised

10 LEADING CROPS

for

1979

| <u>RANKING</u> | <u>CROP</u> | <u>\$ VALUE</u> |
|----------------|------------------|-----------------|
| 1st | LEMONS | \$124,960,000 |
| 2nd | CELERY | 52,823,300 |
| 3rd | EGG PRODUCTION | 42,750,000 |
| 4th | STRAWBERRIES | 31,162,000 |
| 5th | * NURSERY STOCK | 28,453,000 |
| 6th | VALENCIA ORANGES | 24,864,000 |
| 7th | AVOCADOS | 22,088,000 |
| 8th | POULTRY | 20,287,000 |
| 9th | TOMATOES | 17,215,000 |
| 10th | LETTUCE | 10,206,000 |

* Does not include Cut Christmas Trees

FRUIT AND NUT CROPS
ACREAGE, PRODUCTION AND VALUES 1978-79

| CROP | YEAR | HARVESTED ACREAGE | PRODUCTION | | UNIT | \$ VALUE | |
|------------------|------|----------------------|-------------|---------|------|-------------|---------------|
| | | | PER ACRE | TOTAL | | PER UNIT | TOTAL |
| AVOCADO | 1979 | 10,187 | 2.39 | 24,300 | Ton | \$ 908.00 | \$ 22,088,000 |
| | 1978 | 7,416 | 2.38 | 17,684 | " | 930.00 | 16,446,100 |
| GRAPEFRUIT | | | | | | | |
| Total | 1979 | 1,829 | 8.02 | 14,668 | " | 250.00 | 3,667,000 |
| | 1978 | 1,567 | 11.27 | 17,657 | " | 191.00 | 3,376,600 |
| Fresh | 1979 | | | 9,722 | " | 360.00 | 3,500,000 |
| | 1978 | | | 9,996 | " | 316.00 | 3,161,600 |
| Processed | 1979 | | | 4,946 | " | 34.00 | 167,000 |
| | 1978 | | | 7,661 | " | 28.00 | 215,000 |
| LEMONS | | | | | | | |
| Total | 1979 | 23,647 | 11.34 | 268,177 | " | 466.00 | 124,960,000 |
| | 1978 | 22,530 | 20.91 | 471,171 | " | 222.57 | 104,866,500 |
| Fresh | 1979 | | | 194,759 | " | 614.00 | 119,632,000 |
| | 1978 | | | 273,238 | " | 354.81 | 96,948,100 |
| Processed | 1979 | | | 73,418 | " | 73.00 | 5,328,000 |
| | 1978 | | | 197,933 | " | 40.00 | 7,918,400 |
| ORANGES-NAVEL | | | | | | | |
| Total | 1979 | 1,476 | 7.43 | 10,962 | " | 235.00 | 2,579,000 |
| | 1978 | 1,448 | 10.19 | 14,756 | " | 151.63 | 2,237,500 |
| Fresh | 1979 | | | 6,574 | " | 362.00 | 2,378,000 |
| | 1978 | | | 6,399 | " | 276.00 | 1,766,100 |
| Processed | 1979 | | | 4,388 | " | 46.00 | 201,000 |
| | 1978 | | | 8,357 | " | 56.41 | 471,400 |
| ORANGES-VALENCIA | | | | | | | |
| Total | 1979 | 15,580 | 6.23 | 97,000 | " | 256.00 | 24,864,000 |
| | 1978 | 15,502 | 15.81 | 245,132 | " | 209.00 | 51,217,300 |
| Fresh | 1979 | | | 58,900 | " | 376.00 | 22,149,000 |
| | 1978 | | | 126,214 | " | 321.00 | 40,514,700 |
| Processed | 1979 | | | 38,100 | " | 71.00 | 2,715,000 |
| | 1978 | | | 118,918 | " | 90.00 | 10,702,600 |

FRUIT AND NUT CROPS
ACREAGE, PRODUCTION AND VALUES 1978-79

| CROP | YEAR | HARVESTED ACREAGE | PRODUCTION | | UNIT | \$ VALUE | |
|---------------------|------|----------------------|-------------|--------|------|-------------|---------------|
| | | | PER ACRE | TOTAL | | PER UNIT | TOTAL |
| STRAWBERRIES | | | | | | | |
| Total | 1979 | 2,383 | 19.77 | 47,100 | Ton | \$ 662.00 | \$ 31,162,000 |
| | 1978 | 3,230 | 19.00 | 62,510 | " | 489.00 | 30,581,600 |
| Fresh | 1979 | | | 39,820 | " | 688.00 | 27,415,000 |
| | 1978 | | | 48,450 | " | 540.00 | 26,163,000 |
| Processed | 1979 | | | 7,247 | " | 517.00 | 3,747,000 |
| | 1978 | | | 12,920 | " | 342.00 | 4,418,600 |
| NUTS | | | | | | | |
| Total | 1979 | 1,036 | 0.43 | 447 | " | 913.04 | 408,100 |
| | 1978 | 1,241 | 0.37 | 460 | " | 1,100.00 | 506,000 |
| Totals | | | | | | | \$209,728,100 |
| | 1979 | 56,138 | | | | | \$209,231,600 |
| | 1978 | 52,934 | | | | | |

VEGETABLE CROPS

ACREAGE, PRODUCTION AND VALUES 1978-79

| CROP | YEAR | HARVESTED ACREAGE | PRODUCTION | | UNIT | \$ VALUE | |
|-------------|------|----------------------|-------------|---------|------|-------------|--------------|
| | | | PER ACRE | TOTAL | | PER UNIT | TOTAL |
| BEANS | | | | | | | |
| Green Lima | 1979 | 10,606 | 1.84 | 19,557 | Ton | \$398.00 | \$ 7,792,200 |
| | 1978 | 10,022 | 1.49 | 15,302 | " | 387.00 | 5,920,000 |
| Green Snap | 1979 | 278 | 6.48 | 1,801 | " | 306.00 | 551,300 |
| | 1978 | 460 | 3.43 | 1,578 | " | 397.00 | 626,500 |
| BROCCOLI | | | | | | | |
| | 1979 | 2,649 | 4.84 | 12,821 | " | 278.00 | 3,560,500 |
| | 1978 | 4,320 | 2.48 | 10,695 | " | 356.00 | 3,811,800 |
| CABBAGE | | | | | | | |
| | 1979 | 1,604 | 16.07 | 25,774 | " | 197.00 | 5,086,300 |
| | 1978 | 1,760 | 14.91 | 26,250 | " | 154.00 | 4,055,100 |
| CAULIFLOWER | | | | | | | |
| | 1979 | 2,070 | 4.42 | 9,140 | " | 532.65 | 4,868,400 |
| | 1978 | 1,756 | 6.29 | 11,045 | " | 495.00 | 5,467,400 |
| CELERY | | | | | | | |
| | 1979 | 10,309 | 28.00 | 288,652 | " | 183.00 | 52,823,300 |
| | 1978 | 9,481 | 29.00 | 274,949 | " | 244.00 | 67,087,600 |
| CUCUMBERS | | | | | | | |
| | 1979 | 600 | 11.04 | 6,624 | " | 285.00 | 1,889,000 |
| | 1978 | 578 | 13.00 | 7,514 | " | 322.00 | 2,419,500 |
| LETTUCE | | | | | | | |
| Total | 1979 | 5,247 | 10.01 | 52,529 | " | 194.00 | 10,206,000 |
| | 1978 | 6,157 | 10.59 | 65,200 | " | 275.00 | 17,929,500 |
| Head | 1979 | 2,097 | 9.71 | 20,362 | " | 135.00 | 2,749,000 |
| | 1978 | 2,829 | 11.00 | 31,119 | " | 221.00 | 6,877,300 |
| Romaine | 1979 | 2,026 | 11.10 | 22,489 | " | 202.00 | 4,537,000 |
| | 1978 | 2,021 | 11.9 | 24,070 | " | 272.00 | 6,547,000 |
| Leaf | 1979 | 1,124 | 8.61 | 9,678 | " | 301.72 | 2,920,000 |
| | 1978 | 1,307 | 7.66 | 10,011 | " | 450.00 | 4,505,200 |

VEGETABLE CROPS

ACREAGE, PRODUCTION AND VALUES 1978-79

| CROP | YEAR | HARVESTED ACREAGE | PRODUCTION | | | \$ VALUE | |
|-----------------------|-------|----------------------|-------------|---------|------|-------------|---------------|
| | | | PER ACRE | TOTAL | UNIT | PER UNIT | TOTAL |
| PEPPERS | 1979 | 1,220 | 11.47 | 13,988 | Ton | \$207.00 | \$ 2,898,000 |
| | 1978 | 1,469 | 10.28 | 15,100 | " | 184.00 | 2,778,400 |
| SPINACH | 1979 | 2,541 | 8.27 | 21,017 | " | 201.12 | 4,227,000 |
| | 1978 | 2,323 | 6.91 | 14,406 | " | 267.00 | 3,847,400 |
| TOMATOES | | | | | | | |
| | Total | | | | | | |
| | 1979 | 5,988 | 21.74 | 130,209 | " | 132.00 | 17,215,000 |
| | 1978 | 6,284 | 19.92 | 125,150 | " | 152.00 | 19,038,000 |
| Fresh | 1979 | 1,883 | 16.36 | 30,810 | " | 371.00 | 11,443,000 |
| | 1978 | 2,544 | 15.90 | 40,450 | " | 358.00 | 14,481,000 |
| Processed | 1979 | 4,105 | 24.21 | 99,399 | " | 58.10 | 5,772,000 |
| | 1978 | 3,740 | 22.60 | 84,700 | " | 53.80 | 4,557,000 |
| *MISC. VEGETABLES | | | | | | | |
| Field, | 1979 | 6,895 | | | | | 26,689,000 |
| Indoor & Processed | 1978 | 2,219 | | | | | 19,461,500 |
| Total | 1979 | 49,467 | | | | | \$137,806,000 |
| | 1978 | 46,829 | | | | | \$152,442,700 |

*Includes alfalfa sprouts, corn, greenhouse cucumbers, greens, green onions, mushrooms, leeks, parsley, peas, pumpkins, radishes, squash, turnips, greenhouse tomatoes, watercress, and processed peas.

LIVESTOCK, POULTRY AND DAIRY
PRODUCTION AND VALUES 1978-79

| ITEM | YEAR | PRODUCTION | UNIT | \$ VALUE | |
|---------------------------------------|------|-------------|------|----------|--------------|
| | | | | PER UNIT | TOTAL |
| LIVESTOCK - Cattle, Hogs and Sheep | 1979 | 129,700 | Cwt. | \$56.89 | \$ 7,378,000 |
| | 1978 | 130,200 | " | 59.45 | 7,740,000 |
| POULTRY - *Meats and Products | 1979 | 132,408,039 | Lbs. | 0.15 | 20,287,000 |
| | 1978 | 39,627,250 | " | 0.50 | 19,743,000 |
| EGGS - CHICKEN | 1979 | 71,886,819 | Doz. | 0.59 | 42,750,000 |
| | 1978 | 72,182,540 | " | 0.48 | 34,544,700 |
| DAIRY - Milk and Products | 1979 | | | | 4,805,000 |
| | 1978 | | | | 3,916,100 |
| Total | 1979 | | | | \$75,220,000 |
| | 1978 | | | | \$65,943,800 |

*Chicken and Turkey Meats and
Poultry Products

NURSERY STOCK
PRODUCTION AND VALUES 1978-79

| PRODUCT | YEAR | PRODUCTION | UNIT | \$ VALUE | |
|---------------------|------|------------|--------|----------|--------------|
| | | | | PER UNIT | TOTAL |
| FRUIT & NUT TREES | 1979 | 367,072 | Trees | \$ 6.51 | \$ 2,388,000 |
| | 1978 | 395,948 | " | 5.62 | 2,225,500 |
| ORNAMENTALS | 1979 | 2,616,328 | Plants | 2.58 | 6,763,000 |
| | 1978 | 2,370,914 | " | 1.88 | 4,463,200 |
| *NURSERY STOCK | 1979 | 36,279,812 | Flats | 0.53 | 19,302,000 |
| | 1978 | 24,867,254 | " | 0.62 | 15,533,900 |
| CUT CHRISTMAS TREES | 1979 | 18,751 | Trees | 12.16 | 228,000 |
| | 1978 | 14,430 | " | 11.37 | 164,100 |
| Total | 1979 | | | | \$28,681,000 |
| | 1978 | | | | \$22,386,700 |

*Includes all vegetables and ornamental plants generally marketed in flats, including turf grass.

CUT FLOWERS - 1978-79

| | | | | |
|------------------|------|-----------|---------|--------------|
| FLOWER - BLOOMS | 1979 | 3,627,621 | Blooms | \$ 400,000 |
| | 1978 | 7,373,846 | " | 711,100 |
| FLOWER - BUNCHES | 1979 | 1,533,000 | Bunches | 1,452,000 |
| | 1978 | 1,297,797 | " | 1,155,700 |
| Total | 1979 | | | \$ 1,852,000 |
| | 1978 | | | \$ 1,866,800 |

FIELD CROPS

ACREAGE, PRODUCTION AND VALUES 1978-79


| CROP | YEAR | HARVESTED ACREAGE | PRODUCTION | | | \$ VALUE | |
|---|-------|----------------------|-------------|--------|------|-------------|--------------|
| | | | PER ACRE | TOTAL | UNIT | PER UNIT | TOTAL |
| BEANS - Dry | 1979 | 3,115 | 0.99 | 3,136 | Ton | \$800.00 | \$ 2,509,000 |
| | 1978 | 3,700 | 1.00 | 3,700 | " | 680.00 | 2,516,000 |
| ALFALFA | 1979 | 330 | 5.00 | 1,650 | " | 85.00 | 140,000 |
| | *1978 | 220 | 10.00 | 2,200 | " | 80.00 | 176,000 |
| HAY | 1979 | 2,000 | 2.50 | 5,000 | " | 75.00 | 375,000 |
| | 1978 | 7,300 | 1.58 | 11,550 | " | 58.00 | 669,900 |
| PASTURE - Irrigated and Non-irrigated | 1979 | 111,800 | | | | | 500,000 |
| | 1978 | 1,800 | | | | | 220,600 |
| GRAIN | 1979 | 8,500 | 1.03 | 8,782 | " | 94.00 | 827,000 |
| | 1978 | 6,400 | 0.90 | 5,730 | " | 93.00 | 534,600 |
| SFED - Flower, Bean and Vegetable | 1979 | 3,017 | | | | | 5,610,000 |
| | 1978 | 2,696 | | | | | 3,493,300 |
| SUGAR BEETS | 1979 | 101 | 15.59 | 1,575 | " | 29.87 | 47,000 |
| | 1978 | 157 | 28.46 | 4,468 | " | 23.54 | 105,200 |
| Total | 1979 | 128,863 | | | | | \$10,008,000 |
| | *1978 | 22,273 | | | | | \$ 7,715,600 |

*Revised

APIARY PRODUCTS
PRODUCTION AND VALUES 1978-79

| PRODUCT | YEAR | PRODUCTION | UNIT | \$ VALUE | |
|-----------------|-------|------------|------|----------|-----------|
| | | | | PER UNIT | TOTAL |
| HONEY | 1979 | 631,500 | Lbs. | \$ 0.49 | \$369,300 |
| | 1978 | 842,000 | " | 0.45 | 378,900 |
| BEESWAX | 1979 | 10,525 | " | 1.85 | 19,500 |
| | 1978 | 14,034 | " | 1.77 | 24,800 |
| POLLINATION USE | 1979 | | | | 136,000 |
| | *1978 | | | | |
| <hr/> | | | | | |
| Total | 1979 | | | | \$464,800 |
| | 1978 | | | | \$403,700 |

*None Reported



1980

LIEUTENANT ONLY

1910
Lieutenant
United States Army

COVER PICTURE

Cultivation of Young Celery Transplants
In The Oxnard Plains

Photography by
Supervising Biologist Dave Buettner



Office Of
AGRICULTURAL COMMISSIONER

Agricultural Commissioner
W. Earl McPhail

Chief Deputy
Clyde W. May

P.O. Box 889, Santa Paula, CA 93060
815 East Santa Barbara Street
Telephone (805) 525-3371

TO: THE VENTURA COUNTY BOARD OF SUPERVISORS

and

RICHARD E. ROMINGER
STATE DIRECTOR OF FOOD AND AGRICULTURE

Pursuant to Section 2279 of the California Food and Agricultural Code, I hereby submit the Ventura County Annual Crop and Livestock Report for 1980.

A new record for F.O.B. agricultural value was set in 1980 by Ventura County Growers. Total returns of \$484,336,000 represent an increase of \$20,577,000. The total value, however, does not represent the net return to growers.

The total value could have been higher if the disastrous rains of February and March, 1980, had not caused \$25,000,000 loss to Ventura County Agriculture.

We wish to extend our sincere appreciation to all the growers and organizations whose cooperation has made this report possible.

I wish to thank my staff who gathered the statistics and especially Deputy Agricultural Commissioner Gerald W. Ashton, who compiled them.

W. Earl McPhail

W. Earl McPhail
Agricultural Commissioner

WEMc/ksb
3-17-81

FRUIT AND NUT CROPS
ACREAGES FOR 1979 AND 1980

| CROP | DATE | BEARING | NON-BEARING | TOTAL ACREAGE |
|----------------------|------|---------|-------------|---------------|
| Apricots | 1980 | 117 | 0 | 117 |
| | 1979 | 93 | 21 | 114 |
| Avocados | 1980 | 10,917 | 796 | 11,713 |
| | 1979 | 10,187 | 843 | 11,030 |
| Citron | 1980 | 11 | 0 | 11 |
| | 1979 | 11 | 0 | 11 |
| Grapefruit | 1980 | 1,772 | 0 | 1,772 |
| | 1979 | 1,829 | 18 | 1,847 |
| Grapes | 1980 | 19 | 0 | 19 |
| | 1979 | 19 | 0 | 19 |
| Kiwi | 1980 | 35 | 18 | 53 |
| | 1979 | 28 | 25 | 53 |
| Lemons (Eureka) | 1980 | 18,279 | 647 | 18,926 |
| | 1979 | 17,876 | 1,666 | 19,542 |
| Lemons (Lisbon) | 1980 | 5,868 | 220 | 6,088 |
| | 1979 | 5,771 | 365 | 6,136 |
| Limes | 1980 | 31 | 0 | 31 |
| | 1979 | 31 | 0 | 31 |
| Oranges (Navels) | 1980 | 1,557 | 0 | 1,557 |
| | 1979 | 1,476 | 16 | 1,492 |
| Oranges (Valencias) | 1980 | 15,633 | 138 | 15,771 |
| | 1979 | 15,580 | 202 | 15,782 |
| Strawberries | 1980 | 2,419 | --- | 2,419 |
| | 1979 | 2,383 | --- | 2,383 |
| Walnuts (Revised) | 1980 | 1,231 | 0 | 1,231 |
| | 1979 | 1,416 | 0 | 1,416 |
| Total | 1980 | 57,889 | 1,819 | 59,708 |
| | 1979 | 56,320 | 3,156 | 59,476 |

AGRICULTURAL CROP REPORT

RECAPITULATION

1979-1980

| | <u>YEAR</u> | <u>\$ VALUE</u> |
|------------------------------|----------------|-----------------|
| FRUIT AND NUT CROPS | 1980 | \$225,943,000 |
| | 1979 | 209,728,100 |
| VEGETABLE CROPS | 1980 | 140,580,000 |
| | 1979 | 137,806,000 |
| LIVESTOCK, POULTRY AND DAIRY | 1980 | 70,747,000 |
| | 1979 (Revised) | 75,503,000 |
| APIARY PRODUCTS | 1980 | 487,000 |
| | 1979 | 464,800 |
| NURSERY STOCK | 1980 | 32,421,000 |
| | 1979 | 28,681,000 |
| CUT FLOWERS | 1980 | 4,365,000 |
| | 1979 | 1,852,000 |
| FIELD CROPS | 1980 | 9,793,000 |
| | 1979 | 10,008,000 |
| Grand Total | 1980 | \$484,336,000 |
| | 1979 (Revised) | \$464,042,100 |

10 LEADING CROPS

FOR

1980

| <u>RANKING</u> | <u>CROP</u> | <u>\$ VALUE</u> |
|----------------|------------------|-----------------|
| 1st | LEMONS | \$121,786,000 |
| 2nd | CELERY | 45,965,000 |
| 3rd | EGG PRODUCTION | 44,274,000 |
| 4th | VALENCIA ORANGES | 43,900,000 |
| 5th | STRAWBERRIES | 40,252,000 |
| 6th | *NURSERY STOCK | 32,150,000 |
| 7th | TOMATOES | 24,658,000 |
| 8th | POULTRY | 17,490,000 |
| 9th | AVOCADOS | 15,879,000 |
| 10th | LETTUCE | 12,215,000 |

*Does Not Include Cut Christmas Trees.

OTHER MILLION DOLLAR CROPS

| | | | |
|-------------------------|--------------------|------------------------|--------------------|
| <i>DAIRY</i> | <i>\$5,959,000</i> | <i>BROCCOLI</i> | <i>\$3,715,000</i> |
| <i>CAULIFLOWER</i> | <i>5,877,000</i> | <i>PETTERS</i> | <i>3,086,000</i> |
| <i>GREEN LIMA BEANS</i> | <i>5,685,000</i> | <i>LIVESTOCK</i> | <i>3,004,000</i> |
| <i>DRY BEANS</i> | <i>4,815,000</i> | <i>SEED PRODUCTION</i> | <i>2,980,000</i> |
| <i>SPINACH</i> | <i>4,583,000</i> | <i>CUCUMBERS</i> | <i>2,733,000</i> |
| <i>CUT FLOWERS</i> | <i>4,365,000</i> | <i>GRAPEFRUIT</i> | <i>2,076,000</i> |
| <i>CABBAGE</i> | <i>4,009,000</i> | <i>NAVEL ORANGES</i> | <i>1,740,000</i> |

FRUIT AND NUT CROPS

ACREAGE, PRODUCTION AND VALUES 1979-80

| CROP | YEAR | HARVESTED ACREAGE | PRODUCTION | | UNIT | \$ VALUE | |
|--------------------|------|----------------------|-------------|---------|------|-------------|---------------|
| | | | PER ACRE | TOTAL | | PER UNIT | TOTAL |
| AVOCADOS | 1980 | 10,917 | 0.77 | 8,440 | Tons | \$ 1,882.00 | \$ 15,879,000 |
| | 1979 | 10,187 | 2.39 | 24,300 | " | 908.00 | 22,088,000 |
| GRAPEFRUIT | | | | | | | |
| Total | 1980 | 1,772 | 8.30 | 14,711 | " | 141.00 | 2,076,000 |
| | 1979 | 1,829 | 8.02 | 14,668 | " | 250.00 | 3,667,000 |
| Fresh | 1980 | --- | --- | 6,491 | " | 268.00 | 1,738,000 |
| | 1979 | --- | --- | 9,722 | " | 360.00 | 3,500,000 |
| Processed | 1980 | --- | --- | 8,220 | " | 41.00 | 338,000 |
| | 1979 | --- | --- | 4,946 | " | 34.00 | 167,000 |
| LEMONS | | | | | | | |
| Total | 1980 | 24,147 | 17.52 | 423,000 | " | 288.00 | 121,786,000 |
| | 1979 | 23,647 | 11.34 | 268,177 | " | 466.00 | 124,960,000 |
| Fresh | 1980 | --- | --- | 203,000 | " | 451.00 | 91,539,000 |
| | 1979 | --- | --- | 194,759 | " | 614.00 | 119,632,000 |
| Processed | 1980 | --- | --- | 220,000 | " | 138.00 | 30,247,000 |
| | 1979 | --- | --- | 73,418 | " | 73.00 | 5,328,000 |
| ORANGES (NAVEL) | | | | | | | |
| Total | 1980 | 1,557 | 13.82 | 21,524 | " | 81.00 | 1,740,000 |
| | 1979 | 1,476 | 7.43 | 10,962 | " | 235.00 | 2,579,000 |
| Fresh | 1980 | --- | --- | 5,913 | " | 252.00 | 1,490,000 |
| | 1979 | --- | --- | 6,574 | " | 362.00 | 2,378,000 |
| Processed | 1980 | --- | --- | 15,611 | " | 16.00 | 250,000 |
| | 1979 | --- | --- | 4,388 | " | 46.00 | 201,000 |
| ORANGES (VALENCIA) | | | | | | | |
| Total | 1980 | 15,633 | 14.33 | 224,000 | " | 196.00 | 43,900,000 |
| | 1979 | 15,580 | 6.23 | 97,000 | " | 256.00 | 24,864,000 |
| Fresh | 1980 | --- | --- | 141,000 | " | 285.00 | 40,232,000 |
| | 1979 | --- | --- | 58,900 | " | 376.00 | 22,149,000 |
| Processed | 1980 | --- | --- | 83,000 | " | 44.00 | 3,668,000 |
| | 1979 | --- | --- | 38,100 | " | 71.00 | 2,715,000 |

FRUIT AND NUT CROPS
ACREAGE, PRODUCTION AND VALUES 1979-80

| CROP | YEAR | HARVESTED ACREAGE | PRODUCTION | | UNIT | \$ VALUE | | |
|--------------|------|----------------------|-------------|--------|------|-------------|--------|---------------|
| | | | PER ACRE | TOTAL | | PER UNIT | TOTAL | |
| STRAWBERRIES | | | | | | | | |
| Total | 1980 | 2,419 | 25.21 | 60,983 | Tons | \$ | 660.00 | \$ 40,252,000 |
| | 1979 | 2,383 | 19.77 | 47,100 | " | | 662.00 | 31,162,000 |
| Fresh | 1980 | ---- | ---- | 37,035 | " | | 770.00 | 28,517,000 |
| | 1979 | ---- | ---- | 39,820 | " | | 688.00 | 27,415,000 |
| Processed | 1980 | ---- | ---- | 23,948 | " | | 490.00 | 11,735,000 |
| | 1979 | ---- | ---- | 7,247 | " | | 517.00 | 3,747,000 |
| WALNUTS | 1980 | 1,231 | 0.31 | 384 | " | | 807.00 | 310,000 |
| | 1979 | 1,036 | 0.43 | 447 | " | | 913.04 | 408,100 |
| | | | | | | | | |
| Total | 1980 | 57,676 | | | | | | \$225,943,000 |
| | 1979 | 56,138 | | | | | | \$209,728,100 |

VEGETABLE CROPS
ACREAGE, PRODUCTION AND VALUES 1979-80

| CROP | YEAR | HARVESTED ACREAGE | PRODUCTION | | UNIT | \$ VALUE | |
|----------------|------|----------------------|-------------|---------|------|-------------|--------------|
| | | | PER ACRE | TOTAL | | PER UNIT | TOTAL |
| BEANS | | | | | | | |
| Green Lima | 1980 | 7,015 | 1.97 | 13,823 | Ton | \$ 411.00 | \$ 5,685,000 |
| | 1979 | 10,606 | 1.84 | 19,557 | " | 398.00 | 7,792,200 |
| Green Snap | 1980 | 387 | 5.18 | 2,003 | " | 391.00 | 783,000 |
| | 1979 | 278 | 6.48 | 1,801 | " | 306.00 | 551,300 |
| BROCCOLI | 1980 | 2,704 | 3.24 | 8,773 | " | 423.00 | 3,715,000 |
| | 1979 | 2,649 | 4.84 | 12,821 | " | 278.00 | 3,560,500 |
| CABBAGE | 1980 | 1,727 | 14.84 | 25,631 | " | 156.00 | 4,009,000 |
| | 1979 | 1,604 | 16.07 | 25,774 | " | 197.00 | 5,086,300 |
| CAULIFLOWER | 1980 | 2,034 | 5.02 | 10,203 | " | 576.00 | 5,877,000 |
| | 1979 | 2,070 | 4.42 | 9,140 | " | 532.65 | 4,868,400 |
| CELERY | 1980 | 9,934 | 26.44 | 262,655 | " | 175.00 | 45,965,000 |
| | 1979 | 10,309 | 28.00 | 288,652 | " | 183.00 | 52,823,300 |
| CUCUMBERS | 1980 | 829 | 8.95 | 7,420 | " | 287.00 | 2,133,000 |
| | 1979 | 600 | 11.04 | 6,624 | " | 285.00 | 1,889,000 |
| LETTUCE | | | | | | | |
| Total | 1980 | 4,696 | 11.68 | 54,844 | " | 223.00 | 12,215,000 |
| | 1979 | 5,247 | 10.01 | 52,529 | " | 194.00 | 10,206,000 |
| Head | 1980 | 1,237 | 15.43 | 19,088 | " | 220.00 | 4,190,000 |
| | 1979 | 2,097 | 9.71 | 20,362 | " | 135.00 | 2,749,000 |
| Romaine | 1980 | 1,710 | 12.82 | 21,916 | " | 200.00 | 4,382,000 |
| | 1979 | 2,026 | 11.10 | 22,489 | " | 202.00 | 4,537,000 |
| Leaf | 1980 | 1,749 | 7.91 | 13,840 | " | 263.00 | 3,643,000 |
| | 1979 | 1,124 | 8.61 | 9,678 | " | 301.72 | 2,920,000 |
| PEPPERS | 1980 | 1,063 | 10.46 | 11,119 | " | 278.00 | 3,086,000 |
| | 1979 | 1,220 | 11.44 | 13,988 | " | 207.00 | 2,898,000 |
| SPINACH | 1980 | 2,391 | 9.13 | 21,834 | " | 210.00 | 4,583,000 |
| | 1979 | 2,541 | 8.27 | 21,017 | " | 201.12 | 4,227,000 |

VEGETABLE CROPS

ACREAGE, PRODUCTION AND VALUES 1979-80

| CROP | YEAR | HARVESTED ACREAGE | PRODUCTION | | | \$ VALUE | |
|---------------------------------|------|----------------------|-------------|---------|------|-------------|---------------|
| | | | PER ACRE | TOTAL | UNIT | PER UNIT | TOTAL |
| TOMATOES | | | | | | | |
| Total | 1980 | 6,401 | 24.77 | 158,524 | Tons | \$ 156.00 | \$ 24,658,000 |
| | 1979 | 5,988 | 21.74 | 130,209 | " | 132.00 | 17,215,000 |
| Fresh | 1980 | 1,801 | 23.78 | 42,824 | " | 447.00 | 19,139,000 |
| | 1979 | 1,883 | 16.36 | 30,810 | " | 371.00 | 11,443,000 |
| Processed | 1980 | 4,600 | 25.2 | 115,700 | " | 47.70 | 5,519,000 |
| | 1979 | 4,105 | 24.21 | 99,399 | " | 58.10 | 5,772,000 |
| *MISC. VEGETABLES | | | | | | | |
| Field, Indoor & Processed | 1980 | 4,227 | ---- | ---- | ---- | ---- | 27,871,000 |
| | 1979 | 6,894 | ---- | ---- | ---- | ---- | 26,689,000 |
| <hr/> | | | | | | | |
| Total | 1980 | 43,408 | | | | | \$140,580,000 |
| | 1979 | 49,467 | | | | | \$137,806,000 |

**Includes alfalfa sprouts, corn, greenhouse cucumbers, greens, green onions, mushrooms, leeks, parsley, peas, pumpkins, radishes, squash, turnips, greenhouse tomatoes, watercress, and processed peas.*

LIVESTOCK, POULTRY AND DAIRY
PRODUCTION AND VALUES 1979-80

| ITEM | YEAR | PRODUCTION | UNIT | \$ VALUE | |
|---------------------------------------|------|-------------|------|----------|----------------------|
| | | | | PER UNIT | TOTAL |
| LIVESTOCK | | | | | |
| Cattle, Hogs and Sheep | 1980 | 43,675 | Cwt. | \$68.78 | \$ 3,004,000 |
| | 1979 | 129,700 | " | 56.89 | 7,378,000 |
| POULTRY | | | | | |
| *Meats and Products | 1980 | 131,322,000 | Lbs. | 0.13 | 17,490,000 |
| | 1979 | 132,408,039 | " | 0.15 | 20,287,000 |
| EGGS - CHICKEN | 1980 | 75,667,000 | Doz. | 0.59 | 44,274,000 |
| | 1979 | 71,886,819 | " | 0.59 | 42,750,000 |
| DAIRY | | | | | |
| Milk and Products | 1980 | | | | 5,959,000 |
| | 1979 | | | Revised | 5,088,000 |
| OTHER LIVESTOCK | | | | | |
| Donkeys, Mules, Horses, and Ponies | 1980 | | | | 20,000 |
| | 1979 | | | | Not Available |
| Total | 1980 | | | | \$70,747,000 |
| | 1979 | | | | Revised \$75,503,000 |

**Chicken and Turkey Meats
and Poultry products.*

APIARY PRODUCTS
PRODUCTION AND VALUE 1979-80

| CROP | YEAR | PRODUCTION | UNIT | \$ VALUE | |
|-----------------|------|------------|------|----------|-----------|
| | | | | PER UNIT | TOTAL |
| HONEY | 1980 | 633,075 | Lbs. | \$0.51 | \$323,000 |
| | 1979 | 631,500 | " | 0.49 | 309,300 |
| BEESWAX | 1980 | 11,051 | " | 1.94 | 21,000 |
| | 1979 | 10,525 | " | 1.85 | 19,500 |
| POLLINATION USE | 1980 | | | | 143,000 |
| | 1979 | | | | 136,000 |
| Total | 1980 | | | | \$487,000 |
| | 1979 | | | | \$464,800 |

NURSERY STOCK
PRODUCTION AND VALUES 1979-80

| ITEM | YEAR | PRODUCTION | UNIT | \$ VALUE | |
|---------------------|------|------------|--------|----------|--------------|
| | | | | PER UNIT | TOTAL |
| FRUIT AND NUT TREES | 1980 | 333,389 | Trees | \$ 7.22 | \$ 2,407,000 |
| | 1979 | 367,072 | " | 6.51 | 2,388,000 |
| ORNAMENTS | 1980 | 2,543,000 | Plants | 3.81 | 9,686,000 |
| | 1979 | 2,616,323 | " | 2.58 | 6,763,000 |
| *NURSERY STOCK | 1980 | 72,593,000 | Flats | 0.28 | 20,057,000 |
| | 1979 | 36,279,812 | " | 0.53 | 19,302,000 |
| CUT CHRISTMAS TREES | 1980 | 16,696 | Trees | 16.23 | 271,000 |
| | 1979 | 18,751 | " | 12.16 | 228,000 |
| Total | 1980 | | | | \$32,421,000 |
| | 1979 | | | | \$28,681,000 |

**Includes all Vegetables
and Ornamental Plants
generally marketed in
flats, including turf
grass.*

CUT FLOWERS
PRODUCTION AND VALUES 1979-80

| ITEM | YEAR | PRODUCTION | UNIT | \$ VALUE | |
|----------------------------|------|------------|---------------|----------|-------------|
| | | | | | TOTAL |
| FLOWER BLOOMS | 1980 | 3,800,776 | Blooms | | \$ 473,000 |
| | 1979 | 3,627,621 | " | | 400,200 |
| FLOWER BUNCHES | 1980 | 2,765,623 | Bunches | | 3,023,000 |
| | 1979 | 1,533,000 | " | | 1,452,000 |
| MISC. ORNAMENTAL AND DRIED | 1980 | | | | 869,000 |
| | 1979 | | Not Available | | |
| Total | 1980 | | | | \$4,365,000 |
| | 1979 | | | | \$1,852,000 |

FIELD CROPS


ACREAGE, PRODUCTION AND VALUES 1979-80


| CROP | YEAR | HARVESTED ACREAGE | PRODUCTION | | | \$ VALUE | |
|---|------|----------------------|-------------|-------|------|-------------|--------------|
| | | | PER ACRE | TOTAL | UNIT | PER UNIT | TOTAL |
| BEANS - Dry | 1980 | 4,930 | 1.22 | 6,022 | Tons | \$ 800.00 | \$ 4,815,000 |
| | 1979 | 3,115 | 0.99 | 3,136 | " | 800.00 | 2,509,000 |
| ALFALFA | 1980 | 625 | 7.00 | 4,375 | " | 110.00 | 481,000 |
| | 1979 | 330 | 5.00 | 1,650 | " | 85.00 | 140,000 |
| HAY | 1980 | 3,500 | 0.86 | 3,000 | " | 95.00 | 285,000 |
| | 1979 | 2,000 | 2.50 | 5,000 | " | 75.00 | 375,000 |
| PASTURE - Irrigated and Non-Irrigated | 1980 | 111,800 | | | | | 556,000 |
| | 1979 | 111,800 | | | | | 500,000 |
| GRAIN | 1980 | 5,800 | 0.37 | 2,167 | " | 121.00 | 263,000 |
| | 1979 | 8,500 | 1.03 | 8,782 | " | 94.00 | 827,000 |
| SEED Flower and Vegetable | 1980 | 3,646 | | | | | 2,980,000 |
| | 1979 | 3,017 | | | | | 5,610,000 |
| SUGAR BEETS | 1980 | 335 | 24.16 | 8,095 | " | 51.00 | 413,000 |
| | 1979 | 101 | 15.59 | 1,575 | " | 29.87 | 47,000 |
| Total | 1980 | 130,636 | | | | | \$ 9,793,000 |
| | 1979 | 128,863 | | | | | \$10,008,000 |

AGRICULTURAL COMMISSIONER
BOX 389
SANTA PAULA, CALIFORNIA 93054

FIRST CLASS MAIL

University of California, Davis
Library, Gov't. Documents Dept.
Davis, CA 95616





1981

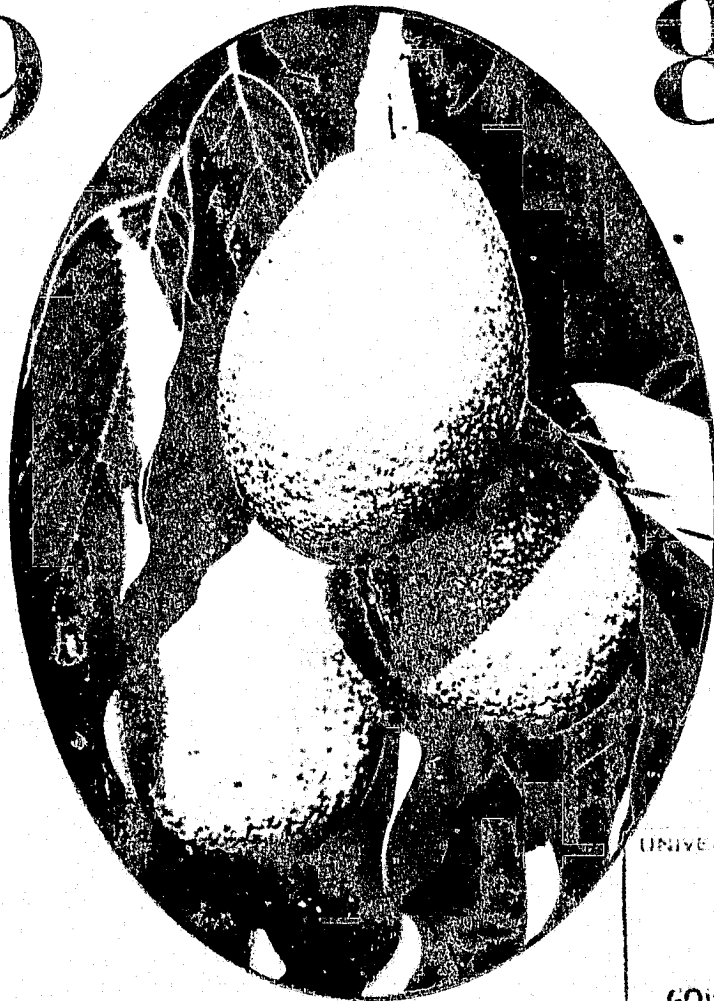
1981

VENTURA
COUNTY

LIBRARY USE ONLY

19

81



UNIVERSITY OF CALIFORNIA
DAVIS

APR 7 1981

GOV'T DOCUMENTS

Agricultural
Crop Report

On the cover

Avocado fruit in a Santa Paula grove

Cover concept and photo by
Supervising Biologist David Buettner



Office Of
AGRICULTURAL COMMISSIONER

Agricultural Commissioner
W. Earl McPhail

Chief Deputy
Clyde W. May

P.O. Box 889, Santa Paula, CA 93060
815 East Santa Barbara Street
Telephone (805) 525-3371

TO: THE VENTURA COUNTY BOARD OF SUPERVISORS

and

RICHARD E. ROMINGER
STATE DIRECTOR OF FOOD AND AGRICULTURE

Pursuant to Section 2279 of the California Food and Agricultural Code, I hereby submit the Ventura County Annual Crop and Livestock Report for 1981.

A new record for gross agricultural value was set in 1981 by Ventura County Growers. Total returns of \$500,319,000 represent an increase of approximately \$16,000,000. The total value, however, does not represent the net return to growers.

Because of the Mediterranean Fruit Fly infestation in California during 1981, the Citrus Industry has experienced a disastrous year. However, the Vegetable crops increased approximately \$31,000,000 from 1980.

We wish to extend our sincere appreciation to all the growers and organizations whose cooperation has made this report possible.

I wish to thank my staff who gathered the statistics and especially Deputy Agricultural Commissioner Gerald W. Ashton, who compiled them.

Sincerely,

W. Earl McPhail
Agricultural Commissioner

WEMc/ksb
3-22-82

FRUIT AND NUT CROPS
ACREAGES FOR 1980 AND 1981

| CROP | DATE | BEARING | NON-BEARING | TOTAL ACREAGE |
|---------------------|---------------|---------|-------------|---------------|
| Apricots | 1981 | 117 | 0 | 117 |
| | 1980 | 117 | 0 | 117 |
| Avocados | 1981 | 12,100 | 596 | 12,696 |
| | 1980 | 10,917 | 796 | 11,713 |
| Citron | 1981 | 11 | 0 | 11 |
| | 1980 | 11 | 0 | 11 |
| Grapefruit | 1981 | 1,772 | 0 | 1,772 |
| | 1980 | 1,772 | 0 | 1,772 |
| Grapes | 1981 | 19 | 0 | 19 |
| | 1980 | 19 | 0 | 19 |
| Kiwi | 1981 | 50 | 8 | 58 |
| | 1980 | 35 | 18 | 53 |
| Lemons (Eureka) | 1981 | 18,879 | 600 | 19,479 |
| | 1980 | 18,279 | 647 | 18,926 |
| Lemons (Lisbon) | 1981 | 6,068 | 200 | 6,268 |
| | 1980 | 5,868 | 220 | 6,088 |
| Limes | 1981 | 73 | 0 | 73 |
| | REVISSED 1980 | 73 | 0 | 73 |
| Oranges (Navels) | 1981 | 1,557 | 0 | 1,557 |
| | 1980 | 1,557 | 0 | 1,557 |
| Oranges (Valencias) | 1981 | 15,533 | 100 | 15,633 |
| | 1980 | 15,633 | 138 | 15,771 |
| Strawberries | 1981 | 2,534 | --- | 2,534 |
| | 1980 | 2,419 | --- | 2,419 |
| Walnuts | 1981 | 1,231 | 0 | 1,231 |
| | 1980 | 1,231 | 0 | 1,231 |
| Total | 1981 | 59,944 | 1,504 | 61,448 |
| | REVISSED 1980 | 57,931 | 1,819 | 59,750 |

AGRICULTURAL CROP REPORT

RECAPITULATION

1980-1981

| | YEAR | \$ VALUE |
|------------------------------|------|---------------|
| FRUIT AND NUT CROPS | 1981 | \$210,612,000 |
| | 1980 | 225,943,000 |
| VEGETABLE CROPS | 1981 | 171,160,000 |
| | 1980 | 140,580,000 |
| LIVESTOCK, POULTRY AND DAIRY | 1981 | 69,889,000 |
| | 1980 | 70,747,000 |
| APIARY PRODUCTS | 1981 | 234,000 |
| | 1980 | 487,000 |
| NURSERY STOCK | 1981 | 31,545,000 |
| | 1980 | 32,421,000 |
| CUT FLOWERS | 1981 | 5,144,000 |
| | 1980 | 4,365,000 |
| FIELD CROPS | 1981 | 11,735,000 |
| | 1980 | 9,793,000 |
| GRAND TOTAL | 1981 | \$500,319,000 |
| | 1980 | \$484,336,000 |

10 LEADING CROPS

FOR

1981

| <u>RANKING</u> | <u>CROP</u> | <u>\$ VALUE</u> |
|----------------|-------------------|-----------------|
| 1st | LEMONS | \$ 94,567,000 |
| 2nd | CELERY | 66,439,000 |
| 3rd | POULTRY AND DAIRY | 65,779,000 |
| 4th | STRAWBERRIES | 48,051,000 |
| 5th | VALENCIA ORANGES | 34,723,000 |
| 6th | *NURSERY STOCK | 31,299,000 |
| 7th | AVOCADOS | 27,100,000 |
| 8th | TOMATOES | 23,855,000 |
| 9th | LETTUCE | 16,312,000 |
| 10th | CAULIFLOWER | 8,126,000 |

**Does Not Include Cut Christmas Trees.*

OTHER MILLION DOLLAR CROPS

| | | | |
|--------------------------|--------------------|----------------------|--------------------|
| <i>SPINACH</i> | <i>\$5,837,000</i> | <i>CABBAGE</i> | <i>\$3,671,000</i> |
| <i>CUT FLOWERS</i> | <i>5,123,000</i> | <i>CUCUMBERS</i> | <i>3,608,000</i> |
| <i>BROCCOLI</i> | <i>5,018,000</i> | <i>SEED CROPS</i> | <i>3,324,000</i> |
| <i>PEPPERS</i> | <i>4,480,000</i> | <i>GRAPEFRUIT</i> | <i>3,304,000</i> |
| <i>GREEN LIMA BEANS</i> | <i>4,187,000</i> | <i>NAVEL ORANGES</i> | <i>2,548,000</i> |
| <i>LIVESTOCK (TOTAL)</i> | <i>4,110,000</i> | <i>PASTURE</i> | <i>2,138,000</i> |
| <i>DRY BEANS</i> | <i>4,018,000</i> | | |

FRUIT AND NUT CROPS

ACREAGE, PRODUCTION AND VALUES 1980-81

| CROP | YEAR | HARVESTED ACREAGE | PRODUCTION | | UNIT | \$ VALUE | |
|--------------------|------|----------------------|-------------|---------|------|-------------|---------------|
| | | | PER ACRE | TOTAL | | PER UNIT | TOTAL |
| AVOCADOS | 1981 | 12,100 | 4.31 | 52,115 | Tons | \$ 520.00 | \$ 27,100,000 |
| | 1980 | 10,917 | 0.77 | 8,440 | " | 1,882.00 | 15,879,000 |
| GRAPEFRUIT | | | | | | | |
| Total | 1981 | 1,772 | 11.37 | 20,145 | " | 164.00 | 3,304,000 |
| | 1980 | 1,772 | 8.30 | 14,711 | " | 141.00 | 2,076,000 |
| Fresh | 1981 | ---- | ---- | 10,393 | " | 306.00 | 3,180,000 |
| | 1980 | ---- | ---- | 6,491 | " | 268.00 | 1,738,000 |
| Processed | 1981 | ---- | ---- | 9,752 | " | 12.00 | 117,000 |
| | 1980 | ---- | ---- | 8,220 | " | 41.00 | 338,000 |
| LEMONS | | | | | | | |
| Total | 1981 | 24,947 | 18.65 | 465,193 | " | 203.00 | 94,569,000 |
| | 1980 | 24,147 | 17.52 | 423,000 | " | 288.00 | 121,786,000 |
| Fresh | 1981 | ---- | ---- | 238,931 | " | 333.00 | 79,589,000 |
| | 1980 | ---- | ---- | 203,000 | " | 451.00 | 91,539,000 |
| Processed | 1981 | ---- | ---- | 226,262 | " | 66.00 | 14,980,000 |
| | 1980 | ---- | ---- | 220,000 | " | 138.00 | 30,247,000 |
| ORANGES (NAVEL) | | | | | | | |
| Total | 1981 | 1,557 | 12.93 | 20,127 | " | 127.00 | 2,548,000 |
| | 1980 | 1,557 | 13.82 | 21,524 | " | 81.00 | 1,740,000 |
| Fresh | 1981 | ---- | ---- | 9,136 | " | 250.00 | 2,284,000 |
| | 1980 | ---- | ---- | 5,913 | " | 252.00 | 1,490,000 |
| Processed | 1981 | ---- | ---- | 10,991 | " | 24.00 | 264,000 |
| | 1980 | ---- | ---- | 15,611 | " | 16.00 | 250,000 |
| ORANGES (VALENCIA) | | | | | | | |
| Total | 1981 | 15,533 | 13.76 | 213,688 | " | 163.00 | 34,723,000 |
| | 1980 | 15,633 | 14.33 | 224,000 | " | 196.00 | 43,900,000 |
| Fresh | 1981 | ---- | ---- | 90,273 | " | 291.00 | 26,238,000 |
| | 1980 | ---- | ---- | 141,000 | " | 285.00 | 40,232,000 |
| Processed | 1981 | ---- | ---- | 123,415 | " | 69.00 | 8,485,000 |
| | 1980 | ---- | ---- | 83,000 | " | 44.00 | 3,668,000 |

FRUIT AND NUT CROPS
ACREAGE, PRODUCTION AND VALUES 1980-81

| CROP | YEAR | HARVESTED ACREAGE | PRODUCTION | | UNIT | \$ VALUE | | |
|---------------------|------|----------------------|-------------|--------|------|-------------|---------------|--|
| | | | PER ACRE | TOTAL | | PER UNIT | TOTAL | |
| STRAWBERRIES | | | | | | | | |
| Total | 1981 | 2,535 | 23.71 | 60,105 | Tons | \$ 799.00 | \$ 48,051,000 | |
| | 1980 | 2,419 | 25.21 | 60,983 | " | 660.00 | 40,252,000 | |
| Fresh | 1981 | --- | --- | 45,554 | " | 890.00 | 40,543,000 | |
| | 1980 | --- | --- | 37,035 | " | 770.00 | 28,517,000 | |
| Processed | 1981 | --- | --- | 14,551 | " | 516.00 | 7,508,000 | |
| | 1980 | --- | --- | 23,948 | " | 490.00 | 11,735,000 | |
| WALNUTS | 1981 | 1,231 | 0.34 | 414 | " | 766.00 | 317,000 | |
| | 1980 | 1,231 | 0.31 | 384 | " | 807.00 | 310,000 | |
| <hr/> | | | | | | | | |
| Total | 1981 | 59,675 | | | | | \$210,612,000 | |
| | 1980 | 57,676 | | | | | \$225,943,000 | |

VEGETABLE CROPS

ACREAGE, PRODUCTION AND VALUES 1980-81

| CROP | YEAR | HARVESTED ACREAGE | PRODUCTION | | UNIT | \$ VALUE | |
|----------------|------|----------------------|-------------|---------|------|-------------|--------------|
| | | | PER ACRE | TOTAL | | PER UNIT | TOTAL |
| BEANS | | | | | | | |
| Green Lima | 1981 | 5,240 | 2.02 | 10,574 | Tons | \$ 396.00 | \$ 4,187,000 |
| | 1980 | 7,015 | 1.97 | 13,823 | " | 411.00 | 5,685,000 |
| Green Snap | 1981 | 498 | 4.08 | 2,030 | " | 488.00 | 990,000 |
| | 1980 | 387 | 5.18 | 2,003 | " | 391.00 | 783,000 |
| BROCCOLI | 1981 | 2,708 | 3.78 | 10,245 | " | 490.00 | 5,018,000 |
| | 1980 | 2,704 | 3.24 | 8,773 | " | 423.00 | 3,715,000 |
| CABBAGE | 1981 | 1,554 | 17.04 | 26,486 | " | 139.00 | 3,671,000 |
| | 1980 | 1,727 | 14.84 | 25,631 | " | 156.00 | 4,009,000 |
| CAULIFLOWER | 1981 | 2,655 | 5.36 | 14,231 | " | 571.00 | 8,126,000 |
| | 1980 | 2,034 | 5.02 | 10,203 | " | 576.00 | 5,877,000 |
| CELERY | 1981 | 10,011 | 30.03 | 300,630 | " | 221.00 | 66,439,000 |
| | 1980 | 9,934 | 26.44 | 262,655 | " | 175.00 | 45,965,000 |
| CUCUMBERS | 1981 | 925 | 10.57 | 9,777 | " | 369.00 | 3,608,000 |
| | 1980 | 829 | 8.95 | 7,420 | " | 287.00 | 2,133,000 |
| LETTUCE | | | | | | | |
| Total | 1981 | 5,703 | 12.45 | 71,003 | " | 230.00 | 16,312,000 |
| | 1980 | 4,696 | 11.68 | 54,844 | " | 223.00 | 12,215,000 |
| *Head | 1981 | 1,545 | 14.40 | 22,248 | " | 182.00 | 4,049,000 |
| | 1980 | 1,237 | 15.43 | 19,088 | " | 220.00 | 4,190,000 |
| Shredded | 1981 | ---- | ---- | 2,225 | " | 40.00 | 89,000 |
| | 1980 | Not Available | | | | | |
| Romaine | 1981 | 2,240 | 13.22 | 29,613 | " | 238.00 | 7,048,000 |
| | 1980 | 1,710 | 12.82 | 21,916 | " | 200.00 | 4,382,000 |
| Leaf | 1981 | 1,918 | 8.82 | 16,917 | " | 303.00 | 5,126,000 |
| | 1980 | 1,749 | 7.91 | 13,840 | " | 263.00 | 3,643,000 |
| PEPPERS | 1981 | 1,606 | 12.23 | 19,645 | " | 228.00 | 4,480,000 |
| | 1980 | 1,063 | 10.46 | 11,119 | " | 278.00 | 3,086,000 |
| SPINACH | 1981 | 2,723 | 8.96 | 24,399 | " | 239.00 | 5,837,000 |
| | 1980 | 2,391 | 9.13 | 21,834 | " | 210.00 | 4,583,000 |

*Conversion Figure of 43 pounds used.

VEGETABLE CROPS

ACREAGE, PRODUCTION AND VALUES 1980-81

| CROP | YEAR | HARVESTED ACREAGE | PRODUCTION | | UNIT | \$ VALUE | | |
|--------------------------------------|------|----------------------|-------------|---------|------|-------------|---------------|---------------|
| | | | PER ACRE | TOTAL | | PER UNIT | TOTAL | |
| TOMATOES | | | | | | | | |
| Total | 1981 | 5,437 | 24.94 | 135,593 | Tons | \$ 176.00 | \$ 23,855,000 | |
| | 1980 | 6,401 | 24.77 | 158,524 | " | 156.00 | 24,658,000 | |
| Fresh | 1981 | 1,577 | 28.15 | 44,393 | " | 433.00 | 19,222,000 | |
| | 1980 | 1,801 | 23.78 | 42,824 | " | 447.00 | 19,139,000 | |
| Processed | 1981 | 3,860 | 23.63 | 91,200 | " | 50.80 | 4,633,000 | |
| | 1980 | 4,600 | 25.15 | 115,700 | " | 47.70 | 5,519,000 | |
| *MISCELLANEOUS VEGETABLES | | | | | | | | |
| Field, Indoor & Processed | 1981 | 6,116 | --- | --- | " | --- | 28,637,000 | |
| | 1980 | 4,227 | --- | --- | " | --- | 27,871,000 | |
| Total | | | | | | | 1981 | \$171,160,000 |
| | | | | | | | 1980 | \$140,580,000 |

**Includes alfalfa sprouts, corn, greenhouse cucumbers, greens, green onions, mushrooms, leeks, parsley, peas, pumpkins, radishes, squash, turnips, greenhouse tomatoes, watercress, and processed peas.*

LIVESTOCK POULTRY AND DAIRY

PRODUCTION AND VALUES 1980-81

| ITEM | YEAR | PRODUCTION | UNIT | \$ VALUE | |
|------------------------------------|------|------------|------|----------|--------------|
| | | | | PER UNIT | TOTAL |
| LIVESTOCK | | | | | |
| Cattle, Hogs and Sheep | 1981 | 34,300 | Cwt. | \$85.80 | \$ 2,943,000 |
| | 1980 | 43,675 | " | 68.78 | 3,004,000 |
| POULTRY AND DAIRY | | | | | |
| Eggs, *Meat and Products | 1981 | | | | 65,779,000 |
| | 1980 | | | | 67,723,000 |
| OTHER LIVESTOCK | | | | | |
| Donkeys, Mules, Horses, and Ponies | 1981 | | | | 1,167,000 |
| | 1980 | | | | 20,000 |
| <hr/> | | | | | |
| Total | 1981 | | | | \$69,889,000 |
| | 1980 | | | | \$70,747,000 |

**Chicken and Turkey Meats
and Poultry products.*

APIARY PRODUCTS

PRODUCTION AND VALUES 1980-81

| CROP | YEAR | PRODUCTION | UNIT | \$ VALUE | |
|-----------------|------|------------|------|----------|------------|
| | | | | PER UNIT | TOTAL |
| HONEY | 1981 | 158,269 | Lbs. | \$ 0.49 | \$ 78,000 |
| | 1980 | 633,075 | " | 0.51 | 323,000 |
| BEESWAX | 1981 | 7,294 | " | 1.78 | 13,000 |
| | 1980 | 11,051 | " | 1.90 | 20,000 |
| POLLINATION USE | 1981 | | | | 143,000 |
| | 1980 | | | | 143,000 |
| <hr/> | | | | | |
| Total | 1981 | | | | \$ 234,000 |
| | 1980 | | | | \$ 487,000 |

NURSERY STOCK

PRODUCTION AND VALUES 1980-81

| ITEM | YEAR | PRODUCTION | UNIT | \$ VALUE | |
|---------------------|------|------------|--------|----------|--------------|
| | | | | PER UNIT | TOTAL |
| FRUIT AND NUT TREES | 1981 | 431,236 | Trees | \$ 8.05 | \$ 3,472,000 |
| | 1980 | 333,389 | " | 7.22 | 2,407,000 |
| ORNAMENTALS | 1981 | 1,898,107 | Plants | 3.82 | 7,260,000 |
| | 1980 | 2,543,000 | " | 3.81 | 9,686,000 |
| *NURSERY STOCK | 1981 | 44,370,332 | Flats | 0.46 | 20,567,000 |
| | 1980 | 72,593,000 | " | 0.28 | 20,057,000 |
| CUT CHRISTMAS TREES | 1981 | 14,330 | Trees | 17.17 | 246,000 |
| | 1980 | 16,696 | " | 16.23 | 271,000 |
| Total | 1981 | | | | \$31,545,000 |
| | 1980 | | | | \$32,421,000 |

**Includes all Vegetables
and Ornamental Plants
generally marketed in
flats, including turf
grass.*

CUT FLOWERS

PRODUCTION AND VALUES 1980-81

| ITEM | YEAR | PRODUCTION | UNIT | \$ VALUE | |
|---------------------------------------|------|------------|---------|----------|-------------|
| | | | | | TOTAL |
| FLOWER BLOOMS | 1981 | 2,487,080 | Blooms | | \$ 386,000 |
| | 1980 | 3,800,776 | " | | 473,000 |
| FLOWER BUNCHES | 1981 | 4,003,136 | Bunches | | 4,247,000 |
| | 1980 | 2,765,623 | " | | 3,023,000 |
| MISCELLANEOUS ORNAMENTAL AND DRIED | 1981 | | | | 511,000 |
| | 1980 | | | | 869,000 |
| Total | 1981 | | | | \$5,144,000 |
| | 1980 | | | | \$4,365,000 |

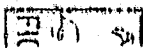

FIELD CROPS

ACREAGE, PRODUCTION AND VALUES 1980-81

| CROP | YEAR | HARVESTED ACREAGE | PRODUCTION | | UNIT | \$ VALUE | |
|-------------------------|------|----------------------|-------------|--------|-------|-------------|--------------|
| | | | PER ACRE | TOTAL | | PER UNIT | TOTAL |
| BEANS - Dry | 1981 | 5,811 | \$1.08 | 6,256 | Tons | \$ 642.00 | \$ 4,018,000 |
| | 1980 | 4,930 | 1.22 | 6,022 | " | 800.00 | 4,815,000 |
| ALFALFA | 1981 | 1,130 | 7.00 | 7,910 | " | 104.00 | 823,000 |
| | 1980 | 625 | 7.00 | 4,375 | " | 110.00 | 481,000 |
| HAY | 1981 | 3,500 | 0.91 | 3,200 | " | 95.00 | 304,000 |
| | 1980 | 3,500 | 0.86 | 3,000 | " | 95.00 | 285,000 |
| PASTURE - | | | | | | | |
| Irrigated and | 1981 | 325,000 | | | Acres | | 1,138,000 |
| Non-Irrigated | 1980 | 111,800 | | | " | | 556,000 |
| GRAIN | 1981 | 3,000 | 1.08 | 3,240 | Tons | 140.00 | 454,000 |
| | 1980 | 5,800 | 0.37 | 2,167 | " | 121.00 | 263,000 |
| SEED | | | | | | | |
| Flower and Vegetable | 1981 | 3,701 | | | | | 3,324,000 |
| | 1980 | 3,646 | | | | | 2,980,000 |
| SUGAR BEETS | 1981 | 905 | 29.83 | 27,000 | Tons | 31.00 | 837,000 |
| | 1980 | 335 | 24.16 | 8,095 | " | 51.00 | 413,000 |
| <hr/> | | | | | | | |
| Total | 1981 | | | | | | \$11,735,000 |
| | 1980 | | | | | | \$ 9,793,000 |

AMERICAN UNIVERSITY
POST BOX
SANTA BARBARA, CALIFORNIA 93106

University of CA, Davis Library
Government Documents Dept.
Davis, CA 95616



Robert Millikan

