



**AgEcon** SEARCH  
RESEARCH IN AGRICULTURAL & APPLIED ECONOMICS

*The World's Largest Open Access Agricultural & Applied Economics Digital Library*

**This document is discoverable and free to researchers across the globe due to the work of AgEcon Search.**

**Help ensure our sustainability.**

Give to AgEcon Search

AgEcon Search

<http://ageconsearch.umn.edu>

[aesearch@umn.edu](mailto:aesearch@umn.edu)

*Papers downloaded from **AgEcon Search** may be used for non-commercial purposes and personal study only. No other use, including posting to another Internet site, is permitted without permission from the copyright owner (not AgEcon Search), or as allowed under the provisions of Fair Use, U.S. Copyright Act, Title 17 U.S.C.*

California Department of Food and Agriculture

Agricultural Commissioners' Crop Reports


# San Joaquin County

1960-1964

California County Agricultural Commissioners' Reports from the California Department of Food and Agriculture. This collection consists of annual crop and livestock data from each of the 58 California Counties. The collection covers 1915-1981; digitization of the rest of the collection is forthcoming.


This digitization project was funded by the Giannini Foundation of Agricultural Economics,  
<http://giannini.ucop.edu/> .

The work was completed by the staff of the Giannini Foundation Library, University of California, Berkeley, <http://are.berkeley.edu/library/> . **Please contact the Library to consult the originals.**



1960

1960



# Agricultural Report

Agricultural Commissioner

Austin E. Mahoney

LODI OFFICE  
210 N. SACRAMENTO STREET

MANTECA OFFICE  
392 S. 99 HIGHWAY

TRACY OFFICE  
CITY HALL

SAN JOAQUIN COUNTY

## Department of Agriculture

AUSTIN E. MAHONEY  
AGRICULTURE COMMISSIONER

1868 EAST HAZELTON AVENUE  
STOCKTON, CALIFORNIA

POST OFFICE BOX 1809  
TELEPHONE HO 6-6806

TO THE STATE DIRECTOR OF AGRICULTURE AND  
THE HONORABLE BOARD OF SUPERVISORS

Section 65.5 of the California Agricultural Code requires that the Agricultural Commissioner compile a report covering conditions, acreage, production and value of the agricultural products of his county. This is the twenty-seventh annual report published by this county.

Approximately one hundred commercial crops are covered in this report and, for your easy reference, they are segregated as to their commercial use wherever possible.

Acreages of permanent crops are reported in actual bearing acreages only and other crops are reported in actual harvested acreage. The prices are reported on an F. O. B. basis. Cost of production, harvesting, packing and other handling costs should be deducted to arrive at a true farm value.

In keeping with the two year reporting system, both the 1959 and the 1960 figures are shown in this report. Some of the figures from the 1959 report have been revised and errors corrected where found. The new entries have been made in this report.

Copies of this report are sent to a number of persons in other states, to federal, state and county agencies throughout the United States and to an increasing number of organizations and individuals within the state. The members of this department have made every effort to make this report as accurate as possible by checking our figures with every known source of reliable information.

I wish to express my sincere appreciation to all who have assisted my inspectors and deputies by furnishing necessary information to them, which has made the compilation of this report possible.

Respectfully submitted,

*Austin E. Mahoney*  
AGRICULTURAL COMMISSIONER

SAN JOAQUIN COUNTY 1960  
AGRICULTURAL COMMISSIONER'S REPORT

FIELD CROPS, ACREAGE, PRODUCTION, AND VALUE, 1959-60

Crop	Year	Harvested Acreage	Production		Unit	Value	
			Per Acre	Total		Per Unit	Total
Barley	1960	70,956	1.71	121,335	Tcn	41.00	\$4,975,000
	1959	60,894	1.63	99,257		42.00	4,168,800
Beans, dry edible"							
Blackeye	1960	7,336	15.00	110,040	Cwt.	10.00	1,100,400
	1959	10,176	17.29	175,943		7.00	1,231,600
Kidney	1960	2,121	12.00	25,452	Cwt.	8.00	203,600
	1959	2,255	14.50	32,698		10.50	343,300
Lima	1960	2,508	18.00	45,144	Cwt.	9.35	422,100
	1959	2,825	16.45	46,471		8.90	413,600
Other	1960	149	19.00	2,831	Cwt.	8.50	24,100
	1959	217	20.03	4,347		8.00	34,800
Corn	1960	27,404	2.30	63,029	Ton	47.00	2,962,000
	1959	31,846	2.00	63,692		46.00	2,929,800
Hay							
Alfalfa	1960	72,742	7.27	528,834	Ton	23.62	12,491,000
	1959	57,174	7.28	416,227		25.40	10,572,200
Grain	1960	7,524	2.50	23,810	Ton	20.00	476,200
	1959	8,371	1.50	12,556		18.50	232,300
Wild	1960	2,901	1.10	3,191	Ton	20.70	66,100
	1959	3,273	1.25	4,091		18.00	73,600
Oats	1960	6,592	.60	3,955	Ton	50.00	197,800
	1959	7,114	.50	3,557		50.00	177,900
Pasture and range							
Irrigated	1960	85,349	XXXX	XXXXXX		XXXX	4,267,000
	1959	85,690	XXXX	XXXXXX		XXXX	3,856,100
Range	1960	160,586	XXXX	XXXXXX		XXXX	802,900
	1959	168,227	XXXX	XXXXXX		XXXX	841,100
Sudan	1960	590	XXXX	XXXXXX		XXXX	14,800
	1959	679	XXXX	XXXXXX		XXXX	17,000
Stubble	1960	85,000	XXXX	XXXXXX		XXXX	170,000
	1959	80,500	XXXX	XXXXXX		XXXX	128,300
Rice	1960	6,987	2.70	18,865	Ton	83.00	1,566,000
	1959	7,088	2.50	17,720		85.00	1,506,200
Safflower	1960	523	1.80	941	Ton	75.00	70,600
Silage corn	1960	4,465	17.50	78,138	Ton	8.25	644,600
	1959	4,515	15.50	69,982		7.50	524,900
Sorghum grain	1960	25,845	2.40	62,050	Ton	38.00	2,358,000
	1959	22,704	2.50	56,760		41.00	2,327,200

See Seed Crops for seed acreage

SAN JOAQUIN COUNTY 1960  
AGRICULTURAL COMMISSIONER'S REPORT

FIELD CROPS: ACREAGE, PRODUCTION, AND VALUE, 1959-60 (Cont'd)

Crop	Year	Harvested Acreage	Production		Unit	Value	
			Per Acre	Total		Per Unit	Total
Sugar beets	1960	22,413	21.70	486,362	Ton	13.00	\$6,323,000
	1959	19,740	24.75	488,565		14.00	6,839,900
Sunflowers	1960	3,154	.75	2,366	Ton	160.00	378,600
	1959	1,945	.75	1,459		140.00	204,300
Wheat	1960	9,593	1.85	17,747	Ton	63.00	1,118,000
	1959	9,085	1.95	17,716		63.00	1,116,100
Land under Soil Bank	1960	8,503	XXXX	XXXXXX		14.00	119,000
	1959	7,332	XXXX	XXXXXX		XXXX	108,200
TOTAL	1960	615,250	XXXX	XXXXXX		XXXX	\$40,750,800
	1959	591,640	XXXX	XXXXXX		XXXX	37,647,200

SAN JOAQUIN COUNTY 1960  
AGRICULTURAL COMMISSIONER'S REPORT

SEED CROPS: ACREAGE, PRODUCTION, AND VALUE, 1959-60

Crop	Year	Harvested acrage	Production		Unit	Value	
			Per Unit	Total		Per Unit	Total
Alfalfa	1960	1,726	275.0	474,650	Lb.	.38	\$ 180,400
	1959	1,039	550.0	571,450			
Asparagus	1960			2,000	Lb.	1.90	3,800
	1959			6,670			
Barley	1960	2,663	3,000.0	7,989,000	Lb.	.04	319,600
	1959	1,160	2,500.0	2,900,760			
Beans							
Certified Seed							
Kidney							
Dark Red	1960	1,094	12.3	13,456	Cwt.	12.00	161,500
	1959	1,240	14.0	17,360			
Light Red	1960	4,985	11.4	56,829	Cwt.	8.75	497,300
	1959	4,778	14.5	69,281			
White	1960	80	13.0	1,040	Cwt.	10.00	10,400
	1959	55	14.0	770			
Blackeye	1960	40	17.0	680	Cwt.	10.50	7,100
	1959	34	18.5	629			
Others	1960	125	18.0	2,250	Cwt.	10.00	22,500
	1959	200	18.5	3,700			
Clover							
	1960	397	434.0	172,298	Lb.	.33	56,900
	1959	407	275.0	111,925			
Misc. Field Crops							
	1960	200	500.0	100,000	Lb.	.50	50,000
	1959	100	250.0	25,000			
Oats							
	1960	276	1,200.0	331,200	Lb.	.03	9,900
	1959	180	1,000.0	180,700			
Ornamental Seed							
	1960	10	526.80	5,268	Lb.	2.23	11,700
	1959	22	873.86	19,225			
Potatoes							
	1960	1,084	300.0	325,200	Cwt.	4.00	1,300,800
	1959	580	276.0	160,080			
Sudan Grass							
	1960	315	2,200.0	693,000	Lb.	.07	48,500
	1959	250	2,300.0	575,000			
Vegetable Seed							
	1960	748	352.0	263,300	Lb.	.87	229,100
	1959	224	160.0	35,840			
Wheat							
	1960	120	3,700.0	444,000	Lb.	.05	22,200
	1959	374	2,500.0	935,130			
TOTAL	1960	XXXX	XXXX	X XXXX		XXX	\$ 2,931,700
	1959	XXXX	XXXX	X XXXX		XXX	2,755,100



SAN JOAQUIN COUNTY 1960  
AGRICULTURAL COMMISSIONER'S REPORT

NURSERY PRODUCTS: PRODUCTION AREA, SALES, AND VALUE, 1959-60

Item	Year	Production area		Quantity sold by Producers	Unit	Value	
		House sq. ft.	Field acres			Per Unit	Total
Nursery Crops							
Deciduous fruit & nut trees	1960		170	467,750	plant	1.00	\$ 467,800
	1959			328,000		1.00	328,000
Grapevines	1960		6.5	105,100	plant	.09	9,500
	1959			65,000		.09	5,900
Rose plants	1960		2.5	15,000	plant	1.25	18,800
	1959			10,550		1.00	10,600
Small fruit plants	1960		.3	4,000	plant	.25	1,000
Vegetable plants - field grown	1960		684.3	123,735,000	plant	XXX	541,400
	1959			75,563,000		.006	453,400
Asparagus	1960		630	50,500,000	plant	.006	303,000
Celery	1960		20	8,000,000	plant	.009	72,000
Onions	1960		26	45,000,000	plant	.001	45,000
Tomatoes	1960		8.3	20,235,000	plant	.006	121,400
Ornamental trees & shrubs <u>a/</u>	1960		10.0	186,000	plant	1.03	191,600
	1959			103,524		.97	100,400
Bedding plants	1960	30,800		122,370	flat	1.69	206,800
	1959			114,421		1.54	176,200
Herbaceous perennials	1960	70,000		1,050,000	plant	.22	231,000
Indoor decorative plants	1960	24,100		73,000	plant	1.00	73,000
Cacti & succulents	1960	166		4,000	plant	.50	2,000
Bulbs, rhizomes, roots, etc. <u>b/</u>	1960		2	8,000	plant	.75	6,000
	1959			50,000,000		.007	350,000
Propagative materials - budwood cuttings, pits, etc.	1960			550,000	Each	.05	27,500
TOTAL	1960	XXXX	XXX	XXXXXXX		XXX	\$ 1,776,400
	1959	XXXX	XXX	XXXXXXX		XXX	1,424,500

a/ Includes broad-leaved evergreens, coniferous evergreens, deciduous shade trees and deciduous shrubs.

b/ Included Asparagus roots in 1959

SAN JOAQUIN COUNTY 1960  
AGRICULTURAL COMMISSIONER'S REPORT

VEGETABLE CROPS: ACREAGE, PRODUCTION, AND VALUE, 1959-60

Crop	Year	Harvested Acreage	Production		Unit	Value		
			Per Acre	Total		Per Unit	Total	
Asparagus	Shipping	1960	51,700	23.58	1,219,200	30# )	4.17	\$ 5,084,000
		1959	54,873	29.18	1,601,194	Pkg.)	4.00	6,404,800
	Processing	1960		.87	45,000	Ton	225.00	10,125,000
		1959		.93	51,032		200.00	10,206,400
Cabbage	1960	226	25.18	5,690	Ton	20.00	113,800	
	1959	172	25.35	4,360		22.00	95,900	
Carrots	1960	1,432	20.0	28,640	Ton	20.00	572,800	
	1959	912	20.0	18,240		20.00	364,800	
Cauliflower	1960	150	3.5	525	Ton	140.00	73,500	
	1959	74	5.0	370		75.00	27,800	
Celery	1960	975	540.0	526,500	63# )	1.20	631,800	
	1959	1,008	558.0	562,464	Pkg.)	2.45	1,378,000	
Corn, sweet	Shipping	1960	901	183.0	164,883	46# )	1.96	323,200
		1959	1,530	133.0	203,490	Pkg.)	1.95	396,800
Cucumbers	1960	445	10.5	4,673	Ton	54.00	252,300	
	1959	224	11.4	2,554		56.25	143,600	
Lettuce, head	1960	513	325.0	166,725	43# )	1.50	250,100	
	1959	502	390.0	195,780	Pkg.)	1.50	293,700	
Melons								
Cantaloupe	1960	555	2.60	1,443	Ton	83.00	119,800	
	1959	253	5.10	1,290		87.50	112,900	
Casaba	1960	336	10.00	3,360	Ton	60.00	201,600	
	1959	267	10.84	2,894		55.00	159,200	
Cranshaw	1960	192	7.35	1,411	Ton	75.00	105,800	
	1959	142	6.06	860		105.00	90,300	
Honeydew	1960	281	3.80	1,068	Ton	95.00	101,500	
	1959	98	6.98	684		65.00	44,500	
Persian	1960	132	9.82	1,296	Ton	77.25	100,100	
	1959	17	4.87	82		106.50	8,700	
Watermelon	1960	1,593	14.60	23,258	Ton	20.00	465,200	
	1959	1,701	15.50	26,365		24.00	632,800	
Onions dry								
Early	1960	1,737	520.0	903,240	50# )	.75	677,400	
	1959	1,664	900.0	1,497,600	Sack)	1.00	1,497,600	
Late	1960	667	800.0	533,600	50# )	1.20	640,300	
	1959	612	800.0	489,600	Sack)	1.35	661,000	
Peas, green	1960	643	2.25	1,447	Ton	71.43	103,400	
	1959	612	2.65	1,622		65.00	105,400	

SAN JOAQUIN COUNTY 1960  
AGRICULTURAL COMMISSIONER'S REPORT

VEGETABLE CROPS: ACREAGE, PRODUCTION, AND VALUE, 1959-60 (Cont'd)

Crop	Year	Harvested Acreage	Production		Unit	Value	
			Per Acre	Total		Per Unit	Total
Peppers, bell	1960	568	10.7	6,078	Ton	60.00	\$ 364,700
	1959	504	7.5	3,780		24.50	92,600
Potatoes	1960	4,292	288.0	1,236,096	Cwt.	3.41	4,215,000
	1959	4,654	264.0	1,228,656		2.70	3,317,400
Pumpkins	1960	645	21.9	14,126	Ton	9.75	137,700
	1959	421	16.2	6,820		8.00	54,600
Spinach	1960	355	7.0	2,485	Ton	23.00	57,200
	1959	480	4.5	2,160		23.00	49,700
Squash	1960	186	19.0	3,534	Ton	22.50	79,500
	1959	247	10.0	2,470		15.00	37,100
Sweetpotatoes	1960	794	125.0	99,250	50# ) Bskt.)	4.75	471,400
	1959	987	123.0	121,401		3.00	364,200
Tomatoes Shipping	1960	35,700	.45	16,065	Ton	130.00	2,088,000
	1959	40,225	.56	22,526		159.00	3,583,000
Processing	1960		20.5	731,850	Ton	23.50	17,198,000
	1959		16.5	663,712		21.50	14,269,800
Pear	1960	1,236	21.0	25,956	Ton	24.50	635,900
	1959	1,626	13.0	21,138		27.50	581,300
Truck Garden Misc. Veg.	1960	1,500				500.00	750,000
	1959	1,108				500.00	554,000
TOTAL	1960	104,313	XXXX	XXXXXX		XXXX	\$ 45,939,000
	1959	114,913	XXXX	XXXXXX		XXXX	45,527,900

SAN JOAQUIN COUNTY 1960  
AGRICULTURAL COMMISSIONER'S REPORT

FRUIT & NUT CROPS: ACREAGE, PRODUCTION, AND VALUE, 1959-60

Crop	Year	Harvested Acreage	Production		Unit	Value	
			Per Acre	Total		Per Unit	Total
Almonds	1960	9,591	1.00	9,591	Ton	550.00	\$ 5,275,000
	1959	9,257	1.50	13,886		440.00	6,109,800
Almond Hulls	1960		.60	5,755	Ton	10.00	57,600
	1959		1.00	9,257		10.00	92,600
Apricots Processing	1960	1,692	9.00	15,228	Ton	90.00	1,371,000
	1959	1,147	6.20	7,111		115.00	817,800
Dried	1960			47	Ton	600.00	28,200
Bushberries	1960	156	3.20	500	Ton	240.00	120,000
	1959	216	1.50	324		180.00	58,300
Cherries Shipping	1960	5,156	.91	4,692	Ton	540.00	2,533,700
	1959	4,606	.73	3,362		650.00	2,185,300
Processing	1960		1.48	7,620	Ton	385.00	2,933,700
	1959		0.77	3,547		400.00	1,418,800
Chestnuts	1960	69	0.93	64	Ton	390.00	25,000
	1959	69	1.24	86		328.00	28,200
Grapes Tokay Shipping*	1960	21,243	168.30	3,575,197	28# )	1.90	6,793,000
	1959	21,148	125.29	2,649,630	Pkg.)	2.02	5,352,300
Wine	1960		5.63	119,600	Ton	30.00	3,588,000
	1959		6.43	135,914		38.00	5,164,700
Other Table Varieties Shipping	1960	1,215	22.10	26,852	28# )	1.96	52,600
	1959	1,181	22.37	26,419	Pkg.)	1.81	47,800
Wine	1960		6.98	8,481	Ton	37.50	318,000
	1959		6.93	8,184		46.00	376,500
Wine Varieties Shipping	1960	23,854	2.20	52,479	Ton	115.00	6,035,000
	1959	24,354	2.50	60,885		105.00	6,392,900
Wine	1960		4.30	102,572	Ton	50.00	5,129,000
	1959		4.04	98,227		43.00	4,223,800
Nectarines	1960	246	227.73	56,022	28# )	2.00	112,000
	1959	195	138.98	27,101	Box)	1.82	49,300

\* 120,000 packages of Tokay grapes still in storage as of 1/1/61. Estimate 1/2 of this tonnage to be crushed @ \$30.00 per ton and 1/2 to be shipped @ \$1.25 per pkg. Total estimated value \$100,000 to be added to Tokay grape value when disposition completed.

SAN JOAQUIN COUNTY 1960  
AGRICULTURAL COMMISSIONER'S REPORT

FRUIT & NUT CROPS: ACREAGE, PRODUCTION, AND VALUE, 1959-60 (Cont'd)

Crop	Year	Production			Unit	Value	
		Harvested Acreage	Per Acre	Total		Per Unit	Total
Olives	1960	398	3.14	1,250	Ton	192.00	\$ 240,000
	1959	391	1.84	719		273.00	196,400
Peaches Clingstone Processing	1960	6,780	10.00	67,800	Ton	56.76	3,848,000
	1959	6,226	11.05	68,797		55.00	3,783,800
Freestone Shipping	1960	2,169	82.47	178,877	25# ) Pkg.)	1.30	232,500
	1959	2,056	48.93	100,604		1.40	140,800
Processing	1960		9.70	21,040	Ton	50.00	1,052,000
	1959		7.98	16,407		50.00	820,400
Dried	1960		.14	304	Ton	370.00	112,500
	1959		.078	160.5		403.65	64,800
Pears Bartlett Processing	1960	188	15.00	2,820	Ton	84.00	236,900
	1959	163	19.11	3,115		65.00	202,500
Plums	1960	806	142.92	115,193	25# ) Pkg.)	3.10	357,100
	1959	715	218.82	156,457		2.74	428,700
Strawberries Shipping	1960	670	7.04	4,717	Ton	382.80	1,806,000
	1959	713	1.75	1,248		375.75	468,900
Processing	1960		6.55	4,389	Ton	280.00	1,229,000
	1959		7.52	5,362		240.00	1,286,900
Walnuts English	1960	15,444	.73	11,274	Ton	520.00	5,862,500
	1959	14,999	.60	8,999		470.00	4,229,500
Black	1960	318	1.40	445	Ton	50.00	22,300
	1959	218	1.40	305		50.00	15,300
Miscellaneous							
	Apples )						
	Figs )						
	Pecans (	1960	350	XXXX	XXXX		200.00
Persimmons )	1959	350	XXXX	XXXX		200.00	70,000
Prunes )							
TOTAL	1960	90,345	XXXX	XXXX		XXXX	\$ 49,440,600
	1959	88,004	XXXX	XXXX		XXXX	44,026,100

44

5467400

SAN JOAQUIN COUNTY 1960  
AGRICULTURAL COMMISSIONER'S REPORT

LIVESTOCK AND POULTRY: PRODUCTION AND VALUE, 1959-60

Item	Year	Production		Unit	Value	
		No. of head	Total liveweight		Per Unit	Total
Cattle and calves	1960	102,760	667,993	Cwt.	21.25	\$ 14,195,000
	1959	93,742	534,252		24.00	12,822,000
Sheep and lambs	1960	75,000	82,500	Cwt.	14.25	1,176,000
	1959	75,547	83,102		15.00	1,246,500
Hogs and pigs	1960	54,775	109,550	Cwt.	16.50	1,808,000
	1959	54,000	108,000		15.00	1,620,000
Broilers and fryers	1960	3,741,200	11,344,200	Lb.	.17	1,929,000
	1959	3,048,571	10,670,000		.17	1,813,900
Other chickens	1960	572,000	3,761,240	Lb.	.11	413,700
	1959	382,857	1,914,285		.08	153,100
Turkeys	1960	73,500	1,117,200	Lb.	.30	335,200
	1959	75,000	1,125,000		.38	427,500
TOTAL	1960	XXXXXX	XXXXXX		XXXX	\$ 19,856,900
	1959	XXXXXX	XXXXXX		XXXX	18,083,000

APIARY PRODUCTS: PRODUCTION AND VALUE, 1959-60

Crop	Year	Production Total	Unit	Per Unit	Total
Honey	1960	1,060,200	Lb.	.13	\$ 137,800
	1959	643,469		.10	64,300
Beeswax	1960	22,600	Lb.	.46	10,400
	1959	9,861		.45	4,400
Queen Bees	1960	3,500	Ea.	1.25	4,400
	1959	3,750		1.00	3,800
Pollination	1960	15,500	Colony	3.00	46,500
	1959	15,600		3.00	46,800
TOTAL	1960	XXXXXXX		XXX	\$ 199,100
	1959	XXXXXXX		XXX	119,300

SAN JOAQUIN COUNTY 1960  
AGRICULTURAL COMMISSIONER'S REPORT

LIVESTOCK AND POULTRY PRODUCTS: PRODUCTION & VALUE, 1959-60

Item	Year	Production	Unit	Value	
				Per Unit	Total
Milk Market	1960	2,945,076	Cwt.	4.10	\$ 12,075,000
	1959	2,983,866		4.12	12,284,000
Manufacturing	1960	1,887,406	Cwt.	3.22	6,077,000
	1959	1,476,936		3.28	4,844,000
Wool	1960	664,878	Lb.	.50	332,400
	1959	1,009,374		.45	454,200
Eggs, chicken Market	1960	12,782,763	Doz.	.35	4,474,000
	1959	9,817,072		.32	3,141,500
TOTAL	1960	XXXXXX		XXX	\$ 22,958,400
	1959	XXXXXX		XXX	20,723,700

JANUARY 1 INVENTORIES OF LIVESTOCK AND POULTRY, 1959-60  
(IN NUMBER OF HEAD)

Item	January 1, 1960	January 1, 1959
Cattle and calves		
All	185,100	184,200
Milk cows 2 years and over	63,700	60,100
Cattle and calves on feed or pasture	121,400	124,100
Sheep and lambs		
All	110,813	154,502
Stock sheep	58,100	78,955
Hogs and pigs	13,000	12,500
Hens and pullets of laying age	710,000	589,000

SAN JOAQUIN COUNTY 1960  
AGRICULTURAL COMMISSIONER'S REPORT

PERMANENT CROPS

Crop & Variety	Non-		Crop & Variety	Non-	
	Bearing Acreage	Bearing Acreage		Bearing Acreage	Bearing Acreage
<b>ALMONDS</b>			<b>GRAPES (Raisin)</b>		
Davey	574	151	Muscat	6	126
Drake	31	167	Thompson Seedless	255	635
I. X. L.	0	55	Zante Currant	0	8
Jordanola	27	719	<b>TOTAL</b>	<b>261</b>	<b>769</b>
Mission	583	3,228	<b>GRAPES (Table)</b>		
Ne Plus Ultra	63	523	Almeria	0	12
Non Pareil	2,426	4,452	Cardinal	0	43
Peerless	108	283	Concord	0	7
Other	112	10	Emperor	0	113
<b>TOTAL</b>	<b>3,924</b>	<b>9,588</b>	Italia	0	1
<b>APPLES</b>			Malaga	0	66
Astrachan	0	8	Red Malaga	0	1
Delicious	3	1	Ribier	0	87
Golden Delicious	4	0	Tokay	712	21,243
Gravenstein	0	1	Other	1	116
Other	2	0	<b>TOTAL</b>	<b>713</b>	<b>21,689</b>
<b>TOTAL</b>	<b>9</b>	<b>10</b>	<b>GRAPES (Wine)</b>		
<b>APRICOTS</b>			Alicante Bouschet	11	2,386
Blenheim & Royal	230	899	Burger	0	695
Moorpark & Hems- kirk	0	2	Carignane	562	6,269
Tilton	217	791	Colombar	0	20
<b>TOTAL</b>	<b>447</b>	<b>1,692</b>	Franklen-Reisling	0	22
<b>CHERRIES</b>			French Columbard	0	64
Bing	1,582	2,814	Golden Chasselas	0	64
Black Republican	1	27	Grenache	741	1,354
Burbank	0	30	Mataro	0	21
Chapman	1	116	Mission	239	1,285
Lambert	67	306	Palomino	0	751
Royal Ann	220	1,278	Petite Sirah	0	336
Tartarian	70	547	Salvador	0	248
Other	77	38	Sauvignon Blanc	0	23
<b>TOTAL</b>	<b>2,018</b>	<b>5,156</b>	Semillion	12	36
<b>CHESTNUTS (All)</b>			Zinfandel	68	7,461
	1	69	Other White	0	4
<b>FIGS</b>			Other Dark	5	415
Black	0	20	<b>TOTAL</b>	<b>1,638</b>	<b>21,454</b>
Kadota	0	6	<b>NECTARINES</b>		
<b>TOTAL</b>	<b>0</b>	<b>26</b>	Freedom	3	8
<b>GRAPES (Raisin)</b>			Late Le Grand	15	38
			Le Grand	14	64
			Quetta	1	30
			Red Grand	0	1
			John Rivers	0	80
			Sun Grand	15	10
			Other	22	15
			<b>TOTAL</b>	<b>70</b>	<b>246</b>



SAN JOAQUIN COUNTY 1960  
AGRICULTURAL COMMISSIONER'S REPORT

PERMANENT CROPS (Cont'd)

Crop & Variety	Non-Bearing Acreage	Bearing Acreage	Crop & Variety	Non-Bearing Acreage	Bearing Acreage
<b>OLIVES</b>			<b>PEARS</b>		
Ascolano	0	31	Bartlett	570	188
Manzanillo	2	223	Winter Nelis	1	0
Mission	0	102	<b>TOTAL</b>	<b>571</b>	<b>188</b>
Sevillano	0	7			
Other	0	35	<b>PERSIMMONS (All)</b>		
<b>TOTAL</b>	<b>2</b>	<b>398</b>		<b>1</b>	<b>4</b>
<b>PEACHES (Cling)</b>			<b>PECANS (All)</b>		
Andora	16	142		<b>1</b>	<b>2</b>
Carolyn	138	218	<b>PLUMS</b>		
Corona	40	182	Ace	1	21
Cortez	198	361	Burbank	0	2
Dixon	594	90	Burmosa	2	0
Fortuna	131	184	Duarte	11	93
Gaume	359	1,011	El Dorado	66	120
Gomes (Stuart)	140	589	Jefferson	4	7
Halford	850	1,709	Laroda	34	1
Hauss	0	16	Late Santa Rosa	1	11
Johnson	1	87	President	8	36
Libbee	0	46	Santa Rosa	69	240
Paloro	189	1,129	Sugar	0	57
Peak	10	164	Tragedy	62	184
Phillips	0	58	Other	102	34
Shasta	16	47	<b>TOTAL</b>	<b>360</b>	<b>806</b>
Sims	0	25	<b>PRUNES</b>		
Stanford	25	177	French	34	4
Starn	206	54	Robe de Sergeant	0	1
Sullivan	78	35	Sugar	0	4
Vivian	303	185	<b>TOTAL</b>	<b>34</b>	<b>9</b>
Walton	0	36	<b>WALNUTS</b>		
Williams	0	1	Concord	7	41
Wiser	111	33	Eureka	621	4,163
Other	211	201	Franquette	122	3,681
<b>TOTAL</b>	<b>3,616</b>	<b>6,780</b>	Hartley	780	1,230
<b>PEACHES (Freestone)</b>			Mayette	4	626
Babcock	0	5	Payne	646	5,295
Early Elberta	0	36	Placentia	0	84
Elberta	432	1,617	Waterloo	54	179
Gold Dust	0	5	Other	71	111
J. H. Hale	2	118	Seedlings	68	34
Lovell	0	104	<b>TOTAL</b>	<b>2,373</b>	<b>15,444</b>
Muir	0	57	<b>BLACK WALNUTS</b>		
Red Haven	3	34		<b>2,032</b>	<b>318</b>
Rio Oso Gem	34	142			
Salway	0	3			
Other	25	48			
<b>TOTAL</b>	<b>496</b>	<b>2,169</b>			

SAN JOAQUIN COUNTY 1960  
AGRICULTURAL COMMISSIONER'S REPORT

SUMMARY

Item	1960	1959
Fruit and Nut Crops	\$ 49,440,600	\$ 44,026,100
Field Crops	40,750,800	37,647,200
Vegetable Crops	45,939,000	45,527,900
Seed Crops	2,931,700	2,755,100
Nursery Products	1,776,400	1,424,500
Apiary Products	199,100	119,300
Livestock and Poultry Products	22,958,400	20,723,700
Livestock and Poultry	19,856,900	18,083,000
 TOTAL	 \$ 183,852,900	 \$ 170,306,800

SAN JOAQUIN COUNTY'S TEN LEADING CROPS

Crop	Acreage	Value
Grapes	46,312	\$ 21,915,600
Tomatoes	36,936	19,921,900
Milk	4,832,482 Cwt.	18,152,000
Asparagus	51,700	15,209,000
Beef	667,993 Cwt.	14,195,000
Alfalfa	72,742	12,491,000
Sugar Beets	22,413	6,323,000
Walnuts	15,444	5,862,500
Cherries	5,156	5,467,400
Almonds	9,591	<u>5,332,600</u>
		\$ 124,870,000

SAN JOAQUIN COUNTY 1960  
AGRICULTURAL COMMISSIONER'S REPORT

CROPS SHOWING SIGNIFICANT CHANGES

Field Crops

Barley Acreage increased by 10,000 acres. Production remained about the same, but price was down \$1.00 per ton. Overall increase in value of \$806,000.

Beans, dry edible Prolonged hot weather during blooming period resulted in a poor set. Both acreage and production were down with a total loss of \$273,000.

Hay, Alfalfa An increase of 15,500 acres or 27% was the largest for any crop. This resulted in a \$2,000,000 gain for the year.

Hay, Grain Acreage, production and value were up for a gain of \$250,000.

Silage Corn Increase in price and production resulted in a gain of \$120,000.

Sugar Beets Although there was an increase of 2,700 acres, lower yield and price due to lower sugar content resulted in a drop of \$517,000.

Sunflowers An increase of 1,200 acres plus an increase in price of \$20.00 per ton resulted in a gain of \$178,000.

Seed Crops

San Joaquin County is producing more and more seed crops each year. The most significant change was the lower price of bean seed. Production also dropped due to extreme heat during bloom. The combination - price and production drop - resulted in a loss of \$921,000 for this one crop.

Other seed crops enjoyed favorable growing conditions. Increased acreage more than made up for the loss from the bean crop. Total gain for all seed crops was \$176,000.

Nursery Products

Increased population has created a demand for more and more ornamental nursery products. Expansion of existing nurseries and the establishment of five new ornamental nurseries is partly responsible for the \$352,000 gain. 1960 was also a good year for deciduous fruit and nut trees accounting for more than one third of the gain.

SAN JOAQUIN COUNTY 1960  
AGRICULTURAL COMMISSIONER'S REPORT

Vegetable Crops

Asparagus

The \$1,400,000 decrease in the 1960 asparagus crop over 1959 is due to a smaller acreage and a lower yield. Approximately 3,000 acres of old asparagus beds were pulled out. A shortage of labor during the fresh market season resulted in a 5.6 tons per acre decrease in the yield of shipping asparagus.

Carrots

Although price and yield remained the same, an increase of 520 acres allowed for a \$200,000 increase in value.

Celery

Due to poor fresh market conditions, the celery crop was not completely harvested. Also a larger portion went for processing resulting in a \$750,000 decrease in value over 1959.

Onions

The 1960 early onion crop was normal; however, there was an \$820,000 decrease in value due to a poor market.

Bell Peppers

A good market resulted in an increase of \$272,000.

Potatoes

The Kern County potato crop had been harvested by the time San Joaquin County potatoes came into production. Also the Washington and Oregon potato crop was light; thus a favorable market was created for local growers. As a result of this, the total potato value was up \$890,000.

Sweetpotatoes

Acreage and yield were little changed over last year but the market price was up giving a \$107,000 increase.

Tomatoes

1960 was a very good year for tomato production. The crop was above average and harvest conditions were excellent. Cannery prices were up \$2.00 per ton over 1959, the demand held good and a \$1,488,000 increase resulted.

Fruit and Nut Crops

Almonds

Following 1959's record production, value dropped \$835,000 although price was up \$110.00 per ton. 1960 can still be considered a good year for the almond grower.

Apricots

Ideal weather at blossoming time resulted in an excellent set. Production was up 3 tons per acre. Increased production together with an increase of 545 acres resulted in a gain of \$581,000 although price was down \$25.00 per ton.

SAN JOAQUIN COUNTY 1960  
AGRICULTURAL COMMISSIONER'S REPORT

Cherries

Lack of rain at harvest time and ideal growing conditions produced an excellent cherry crop. Total value was up \$1,863,000 even though price was considerably below 1959.

Grapes, Tokay

Price was the main factor, particularly the latter part of the season. Growers had difficulty selling storage grapes. Estimated 60,000 packages were taken from storage and dumped in the wineries at winery prices. This not only means a loss in price to the grower but also the cost of packing, storage and transportation. In addition, many of the boxes and lids were destroyed. Another 60,000 packages (estimated) were sold from storage at \$1.25 per box or \$.60 below the season's average fresh market price of \$1.90. To this loss we must also add storage costs.

Grapes, Wine

An increase of \$547,000 is due to increased price. This price increase is the result of a light crop in other areas of the state due to heavy frost in the latter part of May.

Peaches, Freestone

A gain of \$371,000 was due to increased production. The quality of the fruit was excellent and a larger portion of the crop was sold on the fresh market. Ideal weather at blooming time produced a heavy set of fruit. There was also a good set of clingstone peaches; however, green drop under the marketing order held production in line with 1959.

Strawberries

Growing conditions were ideal for a bumper crop. Fresh market sales were almost four times as great as in 1959 and accounted for 50% of the crop. Increased prices also helped boost the total gain of \$1,279,000.

Walnuts, English


Increased acreage, increased production and increased price combined to boost the value of this crop by \$1,633,000.

Livestock and Poultry

Cattle and calves accounted for the largest gain followed by poultry (Chickens) and hogs. Sheep and turkeys both showed a small decrease. Total increase was \$1,774,000. Manufacturing milk and eggs showed the most gain for livestock and poultry products.

Apiary Products

Greater production and a slightly better price increased total value by \$80,000.



1961

F-1 V.F

1961

California Counties

//

# Agricultural Report

Agricultural Commissioner

Austin E. Mahoney

UNIVERSITY OF CALIFORNIA DAVIS APR 21 1962 LIBRARY
---

MAILING LIST CORRECTION

Please keep my name on the mailing list to receive  
the San Joaquin County Annual Acreage and Crop  
Report.

Your name will be removed from the mailing list  
unless this card is returned within 30 days.

PLEASE PRINT

Name \_\_\_\_\_

Firm \_\_\_\_\_

Address \_\_\_\_\_



3¢  
Stamp

San Joaquin County  
Dept. of Agriculture  
P. O. Box 1809  
Stockton, California

SAN JOAQUIN COUNTY

## Department of Agriculture

AUSTIN E. MAHONEY  
AGRICULTURE COMMISSIONER

1868 EAST HAZELTON AVENUE  
STOCKTON, CALIFORNIA

POST OFFICE BOX 1809  
TELEPHONE HO 6-6806

TO THE STATE DIRECTOR OF AGRICULTURE AND  
THE HONORABLE BOARD OF SUPERVISORS

Section 65.5 of the California Agricultural Code requires that the Agricultural Commissioner compile a report covering conditions, acreage, production and value of the agricultural products of his county. This is the twenty-eighth annual report published by this county.

Approximately one hundred commercial crops are covered in this report and, for your easy reference, they are segregated as to their commercial use wherever possible.


Acreages of permanent crops are reported in actual bearing acreages only and other crops are reported in actual harvested acreage. The prices are reported on an F. O. B. basis. Cost of production, harvesting, packing and other handling costs should be deducted to arrive at a true farm value.

In keeping with the two year reporting system, both the 1960 and the 1961 figures are shown in this report. Some of the figures from the 1960 report have been revised. The new entries have been made in this report.

Copies of this report are sent to a number of persons in other states, to federal, state and county agencies throughout the United States and to an increasing number of organizations and individuals within the state. The members of this department have made every effort to make this report as accurate as possible by checking our figures with every known source of reliable information.

I wish to express my sincere appreciation to all who have assisted my inspectors and deputies by furnishing necessary information to them, which has made the compilation of this report possible.

Respectfully submitted,

  
AGRICULTURAL COMMISSIONER

SAN JOAQUIN COUNTY 1961  
AGRICULTURAL COMMISSIONER'S REPORT

FIELD CROPS: ACREAGE, PRODUCTION, AND VALUE, 1960 & 1961

Crop	Year	Harvested Acreage	Production		Unit	Value	
			Per Acre	Total		Per Unit	Total
Barley	1961	68,500	2.0	137,000	Ton	45.00	\$ 6,165,000
	1960	71,000	1.7	121,000		41.00	4,961,000
Beans, dry edible, Total	1961	12,790	15.35	196,360	Cwt.	7.67	1,505,300
	1960	12,119	15.15	183,530		9.54	1,751,100
Blackeye	1961	8,370	15	126,000	Cwt.	6.75	851,000
	1960	7,340	15	110,000		10.00	1,100,000
Kidney	1961	1,670	14	23,400	Cwt.	8.75	205,000
	1960	2,120	12	25,500		8.00	204,000
Lima	1961	2,320	18	41,800	Cwt.	9.75	408,000
	1960	2,510	18	45,200		9.35	423,000
Other	1961	430	12	5,160	Cwt.	8.00	41,300
	1960	149	19	2,830		8.50	24,100
Corn	1961	21,400	2.5	53,500	Ton	48.50	2,595,000
	1960	27,400	2.3	63,000		47.00	2,961,000
Hay, Total	1961	89,060	6.47	576,200	Ton	19.95	11,495,000
	1960	85,120	6.56	557,990		23.43	13,074,000
Alfalfa	1961	78,000	7.1	554,000	Ton	20.00	11,080,000
	1960	72,700	7.3	531,000		23.60	12,532,000
Grain	1961	8,560	2.3	19,700	Ton	19.00	375,000
	1960	9,520	2.5	23,800		20.00	476,000
Wild	1961	2,500	1.0	2,500	Ton	16.00	40,000
	1960	2,900	1.1	3,190		20.70	66,000
Oats	1961	7,060	0.5	3,530	Ton	45.00	159,000
	1960	6,590	0.6	3,950		50.00	198,000
Pasture & Range, Total	1961	329,050	XXX	XXXXXX	Acre	15.97	5,254,800
	1960	331,890	XXX	XXXXXX		15.83	5,254,800
Irrigated	1961	85,500	XXX	XXXXXX	Acre	50.00	4,275,000
	1960	85,300	XXX	XXXXXX		50.00	4,265,000
Range	1961	160,000	XXX	XXXXXX	Acre	5.00	800,000
	1960	161,000	XXX	XXXXXX		5.00	805,000
Sudan	1961	550	XXX	XXXXXX	Acre	25.00	13,800
	1960	590	XXX	XXXXXX		25.00	14,800
Stubble	1961	83,000	XXX	XXXXXX	Acre	2.00	166,000
	1960	85,000	XXX	XXXXXX		2.00	170,000
Rice	1961	6,660	2.5	16,700	Ton	90.00	1,503,000
	1960	6,990	2.7	18,900		83.00	1,569,000
Safflower	1961	2,212	1.4	3,100	Ton	80.00	248,000
	1960	523	1.8	941		75.00	70,600
Silage, corn	1961	4,540	17.2	78,100	Ton	8.30	648,000
	1960	4,460	17.5	78,000		8.25	644,000

SAN JOAQUIN COUNTY 1961  
AGRICULTURAL COMMISSIONER'S REPORT

FIELD CROPS: ACREAGE, PRODUCTION, AND VALUE, 1960 & 1961 (Cont'd)

Crop	Year	Harvested Acreage	Production		Unit	Value	
			Per Acre	Total		Per Unit	Total
Sorghum grain	1961	18,800	2.5	47,000	Ton	43.50	\$ 2,045,000
	1960	25,800	2.4	61,900		38.00	2,352,000
Sugar Beets	1961	29,200	17.6	514,000	Ton	12.00	6,168,000
	1960	22,400	21.7	486,000		13.00	6,318,000
Sunflowers	1961	2,510	.8	2,000	Ton	180.00	360,000
	1960	3,150	.75	2,360		160.00	378,000
Wheat	1961	8,600	2.0	17,200	Ton	65.00	1,118,000
	1960	9,590	1.85	17,700		63.00	1,115,000
TOTAL	1961	600,382	XXX	XXXXXX		XXXX	\$ 39,264,100
	1960	607,032	XXX	XXXXXX		XXXX	40,646,500
Diverted Acreage - Feed Grain Program	1961						
Corn		2,410				55.00	133,000
Grain Sorghum		5,430				55.00	299,000
Lard Under Soil Bank	1961	8,240				14.00	115,000
	1960	8,500				14.00	119,000
TOTAL	1961	616,462	XXX	XXXXXX		XXXX	\$ 39,811,100
	1960	615,532	XXX	XXXXXX		XXXX	40,765,500

SAN JOAQUIN COUNTY 1961  
AGRICULTURAL COMMISSIONER'S REPORT

SEED CROPS: ACREAGE, PRODUCTION, AND VALUE, 1960 & 1961

Crop	Year	Harvested Acreage	Production		Unit	Value	
			Per Acre	Total		Per Unit	Total
Alfalfa	1961	1,760	226	398,000	Lb.	.31	\$ 123,000
	1960	1,730	275	476,000		.38	181,000
Asparagus	1961			1,750	Lb.	2.00	3,500
	1960			2,000		1.90	3,800
Barley	1961	1,740	3,750	6,525,000	Lb.	.04	261,000
	1960	2,660	3,000	7,980,000		.04	319,000
Beans							
Certified Seed							
Kidney							
Dark Red	1961	2,460	14.0	34,400	Cwt.	12.75	439,000
	1960	1,090	12.3	13,400		12.00	161,000
Light Red	1961	4,450	14.0	62,300	Cwt.	11.00	685,000
	1960	4,980	11.4	56,800		8.75	497,000
White	1961	40	15.0	600	Cwt.	13.00	7,800
	1960	80	13.0	1,040		10.00	10,400
Blackeye	1961	60	15.0	900	Cwt.	7.50	6,750
	1960	40	17.0	680		10.50	7,140
Other	1961	73	16.0	1,170	Cwt.	10.00	11,700
	1960	125	18.0	2,250		10.00	22,500
Clover	1961	270	450	122,000	Lb.	.35	42,700
	1960	397	434	172,000		.33	56,800
Misc. Field Crops	1961	200	500	100,000	Lb.	.50	50,000
	1960	200	500	100,000		.50	50,000
Oats	1961	235	1,500	353,000	Lb.	.04	14,100
	1960	276	1,200	331,000		.03	9,900
Ornamental Seed	1961	13	525	6,830	Lb.	2.00	13,700
	1960	10	527	5,270		2.23	11,800
Potatoes	1961	1,090	250	273,000	Cwt.	2.00	546,000
	1960	1,080	300	324,000		4.00	1,296,000
Sudan Grass	1961	354	1,500	531,000	Lb.	.06	31,900
	1960	315	2,200	693,000		.07	48,500
Vegetable Seed	1961	622	350	218,000	Lb.	.92	201,000
	1960	748	352	263,000		.87	229,000
Wheat	1961	266	3,650	971,000	Lb.	.06	58,300
	1960	120	3,700	444,000		.05	22,200
TOTAL	1961	XXXX	XXXX	XXXXXXX		XXX	\$ 2,495,450
	1960	XXXX	XXXX	XXXXXXX		XXX	2,926,040

SAN JOAQUIN COUNTY 1961  
AGRICULTURAL COMMISSIONER'S REPORT

NURSERY PRODUCTS: PRODUCTION AREA, SALES, AND VALUES, 1960 & 1961

Item	Year	Production area		Quantity sold by Producers	Unit	Value	
		House sq. ft.	Field acres			Per Unit	Total
Nursery Crops							
Deciduous fruit & nut trees	1961		172	471,000	Plant	1.00	\$ 471,000
	1960		170	468,000		1.00	468,000
Grapevines	1961		8.3	242,000	Plant	.10	24,200
	1960		6.5	105,000		.09	9,500
Rose plants	1961		2.7	15,600	Plant	1.25	19,500
	1960		2.5	15,000		1.25	18,800
Small fruit plants	1961		.5	6,000	Plant	.27	1,620
	1960		.3	4,000		.25	1,000
Vegetable plants, field grown, Total	1961		678	125,100,000	Plant	XXX	548,400
Asparagus	1960		684.3	123,735,000	Plant	XXX	541,000
Celery	1961			50,000,000	Plant	.006	300,000
	1960			50,500,000	Plant	.006	303,000
Onions	1961			7,600,000	Plant	.009	68,400
	1960			8,000,000	Plant	.009	72,000
Tomatoes	1961			45,000,000	Plant	.001	45,000
	1960			45,000,000	Plant	.001	45,000
	1961			22,500,000	Plant	.006	135,000
	1960			20,235,000		.006	121,000
Ornamental trees & shrubs <u>a/</u>	1961		11.5	214,000	Plant	1.04	223,000
	1960		10.0	186,000		1.03	192,000
Bedding plants	1961	32,500		131,000	Flat	1.68	220,000
	1960	30,800		122,000		1.69	206,000
Herbaceous perennials	1961	75,000		1,125,000	Plant	.22	248,000
	1960	70,000		1,050,000		.22	231,000
Indoor decorative plants	1961	25,000		75,000	Plant	1.12	84,000
	1960	24,100		73,000		1.00	73,000
Cacti & succulents	1961			30,600	Plant	.50	15,300
	1960			4,000		.50	2,000
Bulbs, rhizomes, roots, etc.	1961		2.5	10,000	Each	.75	7,500
	1960		2.0	8,000		.75	6,000
Propagative materials - budwood, cuttings, pits, etc.	1961			500,000	Each	.05	25,000
	1960			550,000		.05	27,500
TOTAL	1961	XXXX	XXX	XXXXXXX		XXX	\$ 1,887,520
	1960	XXXX	XXX	XXXXXXX		XXX	1,775,800

a/ Includes broad-leaved evergreens, coniferous evergreens, deciduous shade trees and deciduous shrubs.

SAN JOAQUIN COUNTY 1961  
AGRICULTURAL COMMISSIONER'S REPORT

VEGETABLE CROPS: ACREAGE, PRODUCTION, AND VALUE, 1960 & 1961

Crop	Year	Production			Value		
		Harvested Acreage	Per Acre	Total	Unit	Per Unit	Total
Asparagus, Total	1961	46,700	1.25	58,400	Ton	263.44	\$ 15,385,000
	1960	51,700	1.22	63,300		240.00	15,212,000
Fresh Market	1961		.25	11,700	Ton	357.00	4,177,000
	1960		.35	18,300		278.00	5,087,000
Processing	1961		1.0	46,700	Ton	240.00	11,208,000
	1960		.87	45,000		225.00	10,125,000
Cabbage	1961	150	21.8	3,270	Ton	20.00	65,400
	1960	226	25.2	5,690		20.00	114,000
Carrots	1961	1,190	18.5	22,000	Ton	26.00	572,000
	1960	1,430	20.0	28,600		20.00	572,000
Cauliflower	1961	54	4.7	254	Ton	105.00	26,700
	1960	150	3.5	525		140.00	73,500
Celery	1961	245	950.0	233,000	63# )	1.50	349,000
	1960	975	540.0	527,000	Pkg)	1.20	632,000
Corn, sweet							
Shipping	1961	1,240	200.0	248,000	46# )	2.00	496,000
	1960	901	183.0	165,000	Pkg)	1.96	323,000
Cucumbers	1961	950	13.4	12,700	Ton	58.00	737,000
	1960	445	10.5	4,670		54.00	252,000
Lettuce, head	1961	195	650.0	127,000	43# )	1.70	216,000
	1960	513	325.0	167,000	Pkg)	1.50	250,000
Melons, Total	1961	1,868	12.4	23,200	Ton	42.15	977,900
	1960	3,068	10.3	31,800		34.41	1,094,300
Cantaloupe	1961	120	7.0	840	Ton	90.00	75,600
	1960	555	2.6	1,440		83.00	120,000
Casaba	1961	245	16.5	4,040	Ton	60.00	242,000
	1960	336	10.0	3,360		60.00	202,000
Cranshaw	1961	238	7.6	1,810	Ton	75.00	136,000
	1960	192	7.4	1,420		75.00	107,000
Honeydew	1961	130	8.3	1,080	Ton	105.00	113,000
	1960	281	3.8	1,070		95.00	102,000
Persian	1961	55	5.5	303	Ton	110.00	33,300
	1960	132	9.8	1,290		77.00	99,300
Watermelon	1961	1,080	14.0	15,100	Ton	25.00	378,000
	1960	1,590	14.6	23,200		20.00	464,000
Onions, dry							
Early	1961	1,270	350.0	445,000	50# )	1.50	667,000
	1960	1,740	520.0	905,000	Sack)	.75	679,000
Late	1961	580	700.0	406,000	50# )	2.00	812,000
	1960	670	800.0	536,000	Sack)	1.20	643,000

SAN JOAQUIN COUNTY 1961  
AGRICULTURAL COMMISSIONER'S REPORT

VEGETABLE CROPS: ACREAGE, PRODUCTION, AND VALUE, 1960 & 1961 (Cont'd)

Crop	Year	Harvested Acreage	Production		Unit	Value	
			Per Acre	Total		Per Unit	Total
Peas, green	1961	500	1.3	650	Ton	65.50	\$ 42,600
	1960	643	2.3	1,480		71.40	106,000
Peppers	1961	644	17.5	11,300	Ton	45.75	517,000
	1960	568	10.7	6,080		60.00	365,000
Potatoes	1961	5,750	250.0	1,438,000	Cwt.	2.25	3,235,000
	1960	4,290	288.0	1,235,000		3.40	4,199,000
Pumpkins	1961	590	28.3	16,700	Ton	13.65	228,000
	1960	645	21.9	14,100		9.75	137,000
Spinach	1961	100	6.5	650	Ton	22.50	14,600
	1960	355	7.0	2,480		23.00	57,000
Squash	1961	164	20.7	3,400	Ton	29.30	99,600
	1960	186	19.0	3,530		22.50	79,400
Sweetpotatoes	1961	736	175.0	129,000	50# )	3.57	461,000
	1960	794	125.0	99,300	Bskt)	4.75	472,000
Tomatoes, Total	1961	37,300	17.8	663,730	Ton	31.50	20,903,000
	1960	36,940	21.0	774,000		25.75	19,919,000
Shipping	1961			8,430	Ton	143.75	1,212,000
	1960			16,000		130.00	2,080,000
Processing Round	1961	35,600	17.5	623,000	Ton	30.00	18,690,000
	1960	35,700	20.5	732,000		23.50	17,202,000
Pear	1961	1,700	19.0	32,300	Ton	31.00	1,001,000
	1960	1,240	21.0	26,000		24.50	637,000
Truck Garden Misc. Veg.	1961	2,000					1,000,000
	1960	1,500					750,000
TOTAL	1961	102,226	XXX	XXXXXX		XXXX	\$ 46,804,800
	1960	107,757	XXX	XXXXXX		XXXX	45,929,200



SAN JOAQUIN COUNTY 1961  
AGRICULTURAL COMMISSIONER'S REPORT

FRUIT & NUT CROPS: ACREAGE, PRODUCTION, AND VALUE, 1960 & 1961

Crop	Year	Production			Value		
		Harvested Acreage	Per Acre	Total	Unit	Per Unit	Total
Almonds	1961	10,200	1.0	10,200	Ton	540.00	\$ 5,508,000
	1960	9,591	1.0	9,590		550.00	5,275,000
Almond Hulls	1961		.60	6,120	Ton	10.00	61,200
	1960		.60	5,760		10.00	57,600
Apricots, Total	1961	2,176	8.10	17,640	Ton	81.18	1,432,000
	1960	1,692	9.14	15,500		90.07	1,396,200
Dried	1961			40	Ton	600.00	24,000
	1960			47		600.00	28,200
Processing	1961			17,600	Ton	80.00	1,408,000
	1960			15,200		90.00	1,368,000
Bushberries	1961	175	4.55	796	Ton	320.00	255,000
	1960	156	3.20	500		240.00	120,000
Cherries, Total	1961	5,162	3.13	16,160	Ton	463.00	7,475,000
	1960	5,156	2.39	12,310		444.00	5,467,000
Fresh market	1961			7,440	Ton	700.00	5,208,000
	1960			4,690		540.00	2,533,000
Processing	1961			8,720	Ton	260.00	2,267,000
	1960			7,620		385.00	2,934,000
Grapes, All, Total	1961	42,913	5.47	234,700	Ton	75.10	17,627,500
	1960	46,312	7.28	337,360		65.50	22,094,600
Table, All, Total	1961	22,543	5.9	132,500	Ton	67.75	8,976,500
	1960	22,458	8.1	181,860		59.97	10,906,600
Tokay, Total	1961	21,224	6.0	128,000	Ton	68.27	8,739,000
	1960	21,243	8.1	173,000		60.90	10,536,000
Fresh Market	1961		118.3	2,511,000	28# )	2.11	5,298,000
	1960		171.1	3,635,000	Pkg)	1.90	6,906,000
Crushed	1961		4.4	93,500	Ton	36.80	3,441,000
	1960		5.7	121,000		30.00	3,630,000
Other Table Total	1961	1,319	3.4	4,500	Ton	52.78	237,500
	1960	1,215	7.3	8,860		41.83	370,600
Fresh Market	1961		5.75	7,580	28# )	2.31	17,500
	1960		22.10	26,900	Pkg)	1.96	52,600
Crushed	1961		3.3	4,390	Ton	50.00	220,000
	1960		6.98	8,480		37.50	318,000
Wine Varieties, Total	1961	20,370	5.02	102,200	Ton	84.65	8,651,000
	1960	23,854	6.52	155,500		71.95	11,188,000
Fresh Market	1961		.7	14,500	Ton	140.00	2,030,000
	1960		2.2	52,500		115.00	6,038,000
Crushed	1961		4.3	87,700	Ton	75.50	6,621,000
	1960		4.3	103,000		50.00	5,150,000

In conjunction with the State Department of Agriculture, a complete new survey of permanent crop acreages was made this year bringing our records up-to-date.

SAN JOAQUIN COUNTY 1961  
AGRICULTURAL COMMISSIONER'S REPORT

FRUIT & NUT CROPS: ACREAGE, PRODUCTION, AND VALUE, 1960 & 1961 (Cont'd)

Crop	Year	Harvested Acreage	Production		Unit	Value	
			Per Acre	Total		Per Unit	Total
Nectarines	1961	181	6.52	1,180	Ton	150.00	\$ 177,000
	1960	246	3.19	785		143.00	112,000
Olives	1961	397	1.55	615	Ton	215.00	132,000
	1960	398	3.14	1,250		192.00	240,000
Peaches, All, Total	1961	8,652	8.6	74,195	Ton	54.50	4,045,300
	1960	8,949	10.4	93,020		56.40	5,246,000
Clingstone Processing	1961	6,664	9.0	60,000	Ton	55.90	3,354,000
	1960	6,780	10.0	67,800		56.80	3,851,000
Freestone, Total	1961	1,988	7.1	14,195	Ton	48.70	691,300
	1960	2,169	11.6	25,220		55.30	1,395,000
Fresh Market	1961			100,000	25# )	1.55	155,000
	1960			179,000		Pkg)	1.30
Dried	1961			45	Ton	450.00	20,300
	1960			304		370.00	112,000
Processing	1961			12,900	Ton	40.00	516,000
	1960			21,000		50.00	1,050,000
Pears, Bartlett, Processing	1961	196	7.5	1,470	Ton	100.00	147,000
	1960	188	15.0	2,820		84.00	237,000
Plums	1961	726	151.5	110,000	25# )	3.95	434,000
	1960	806	142.9	115,000		Pkg)	3.10
Strawberries, Total	1961	750	12.3	9,220	Ton	288.00	2,656,000
	1960	670	13.6	9,110		333.00	3,037,000
Fresh Market	1961			4,500	Ton	370.00	1,665,000
	1960			4,720		383.00	1,808,000
Processing	1961			4,720	Ton	210.00	991,000
	1960			4,390		280.00	1,229,000
Walnuts English	1961	15,930	.75	12,000	Ton	480.00	5,760,000
	1960	15,444	.73	11,300		520.00	5,876,000
Black	1961	229	2.0	450	Ton	56.00	25,200
	1960	318	1.4	445		50.00	22,200
Miscellaneous Apples, Chest- ) Nuts, Figs, ) Oranges Pecans, ( ) Persimmons, ) Prunes )	1961	279					140,000
	1960	350					70,000
TOTAL	1961	87,966	XXXX	XXXXXX		XXX	\$ 45,875,200
	1960	90,345	XXXX	XXXXXX		XXX	49,607,600

SAN JOAQUIN COUNTY 1961  
AGRICULTURAL COMMISSIONER'S REPORT

LIVESTOCK AND POULTRY. PRODUCTION AND VALUE, 1960 & 1961

Item	Year	Production		Unit	Value	
		No. of head	Total liveweight		Per Unit	Total
Cattle and calves	1961	112,000	664,000	Cwt.	22.50	\$ 14,940,000
	1960	103,000	668,000		21.25	14,195,000
Sheep and lambs	1961	100,000	110,000	Cwt.	13.00	1,430,000
	1960	75,000	82,500		14.25	1,176,000
Hogs and pigs	1961	50,000	100,000	Cwt.	17.75	1,775,000
	1960	54,800	110,000		16.50	1,815,000
Broilers & frvers	1961	4,215,000	14,752,000	Lb.	.15	2,213,000
	1960	3,741,000	11,344,000		.17	1,928,000
Other chickens	1961	650,000	4,225,000	Lb.	.10	423,000
	1960	572,000	3,761,000		.11	414,000
Turkeys	1961	75,000	1,200,000	Lb.	.33	396,000
	1960	73,500	1,117,000		.30	335,000
TOTAL	1961	XXXX	XXXXXX		XXX	\$ 21,177,000
	1960	XXXX	XXXXXX		XXX	19,863,000

APIARY PRODUCTS: PRODUCTION AND VALUE, 1960 & 1961

Crop	Year	Production Total	Unit	Per Unit	Total
Honey	1961	1,050,000	Lb.	.14	\$147,000
	1960	1,060,000		.13	138,000
Beeswax	1961	20,300	Lb.	.48	9,740
	1960	22,600		.46	10,400
Queen Bees	1961	9,000	Ea.	1.25	11,300
	1960	3,500		1.25	4,380
Pollination	1961	15,500	Colony	3.00	46,500
	1960	15,500		3.00	46,500
TOTAL	1961	XXXXXX		XXX	\$ 214,540
	1960	XXXXXX		XXX	199,280

SAN JOAQUIN COUNTY 1961  
AGRICULTURAL COMMISSIONER'S REPORT

LIVESTOCK AND POULTRY PRODUCTS: PRODUCTION & VALUE, 1960 & 1961

Item	Year	Production	Unit	Value	
				Per Unit	Total
Milk Market	1961	3,085,000	Cwt.	4.07	\$ 12,556,000
	1960	2,933,000		4.10	12,025,000
Manufacturing	1961	1,993,000	Cwt.	3.34	6,657,000
	1960	1,864,000		3.21	5,983,000
Wool	1961	760,000	Lb.	.60	456,000
	1960	665,000		.60	399,000
Eggs, chicken Market	1961	20,215,000	Doz.	.33	6,671,000
	1960	12,783,000		.35	4,474,000
TOTAL	1961	XXXXX		XXX	\$ 26,340,000
	1960	XXXXX		XXX	22,881,000

JANUARY 1 INVENTORIES OF LIVESTOCK AND POULTRY, 1960 & 1961  
IN NUMBER OF HEAD

Item	January 1, 1961	January 1, 1960
Cattle and calves		
All	190,000	184,000
Milk cows 2 years and over	65,000	60,000
Cattle and calves on feed	125,000	124,000
Sheep and lambs		
All	100,000	155,000
Stock sheep	49,700	79,000
Hogs and pigs	15,000	13,000
Hens and pullets of laying age	1,125,000	710,000

SAN JOAQUIN COUNTY 1961  
AGRICULTURAL COMMISSIONER'S REPORT

PERMANENT CROPS

Crop & Variety	Non-Bearing Acreage	Bearing Acreage	Crop & Variety	Non-Bearing Acreage	Bearing Acreage
<b>ALMONDS</b>			<b>GRAPES (Raisin)</b>		
Davey	497	288	Muscat	0	124
Drake	9	136	Thompson Seedless	199	697
I. X. L.	1	43	<b>TOTAL</b>	<b>199</b>	<b>821</b>
Jordanola	18	732	<b>GRAPES (Table)</b>		
Merced	378	1	Almeria	0	11
Mission	881	3,209	Cardinal	0	49
Ne Plus Ultra	175	499	Concord	0	4
Non Pareil	3,034	4,965	Emperor	0	111
Peerless	166	298	Italia	0	1
Other	15	29	Malaga	0	63
<b>TOTAL</b>	<b>5,174</b>	<b>10,200</b>	Red Malaga	0	1
<b>APPLES</b>			Ribier	0	112
Astrachan	0	8	Tokay	1,435	21,224
Delicious	4	2	Other	1	146
Golden Delicious	5	0	<b>TOTAL</b>	<b>1,436</b>	<b>21,722</b>
Gravenstein	0	1	<b>GRAPES (Wine)</b>		
Other	3	0	Alicante Bouschet	31	2,092
<b>TOTAL</b>	<b>12</b>	<b>11</b>	Burger	0	572
<b>APRICOTS</b>			Carignane	892	6,193
Blenheim & Royal	564	1,154	Colombar	0	41
Moorpark & Hems-kirk	0	2	Franklen-Reisling	14	21
Tilton	176	1,020	French Columbard	0	43
<b>TOTAL</b>	<b>740</b>	<b>2,176</b>	Golden Chasselas	0	50
<b>CHERRIES</b>			Grenache	1,067	1,764
Bing	2,227	3,032	Mataro	0	20
Black Republican	0	23	Mission	296	1,254
Burbank	0	19	Palomino	28	704
Chapman	1	103	Petite Sirah	25	281
Lambert	57	291	Salvador	6	245
Royal Anr	368	1,165	Sauvignon Blanc	0	23
Tartarian	57	482	Semillion	0	47
Van	87	9	Zinfandel	203	6,588
Other	261	38	Other White	3	7
<b>TOTAL</b>	<b>3,058</b>	<b>5,162</b>	Other Dark	46	425
<b>CHESTNUTS (All)</b>			<b>TOTAL</b>	<b>2,611</b>	<b>20,370</b>
	3	38	<b>NECTARINES</b>		
<b>FIGS</b>			Freedom	0	8
Black	0	13	Late Le Grand	25	50
Kadota	0	5	Le Grand	4	68
<b>TOTAL</b>	<b>0</b>	<b>18</b>	Quetta	0	1
			John Rivers	0	8
			Sun Grand	7	8
			Sun Grand, Early	0	10
			Other	23	28
			<b>TOTAL</b>	<b>59</b>	<b>181</b>

SAN JOAQUIN COUNTY 1961  
AGRICULTURAL COMMISSIONER'S REPORT

PERMANENT CROPS (Cont'd)

Crop & Variety	Non-Bearing Acreage	Bearing Acreage	Crop & Variety	Non-Bearing Acreage	Bearing Acreage
<b>OLIVES</b>			<b>PEARS</b>		
Ascolano	0	33	Bartlett	741	196
Manzanillo	4	230	Comice	8	0
Mission	0	92	Winter Nelis	1	0
Sevillano	0	6	<b>TOTAL</b>	<b>750</b>	<b>196</b>
Other	0	36	<b>PECAN (All)</b>	<b>1</b>	<b>3</b>
<b>TOTAL</b>	<b>4</b>	<b>397</b>	<b>PERSIMMONS (All)</b>	<b>0</b>	<b>1</b>
<b>PEACHES (Cling)</b>			<b>PLUMS</b>		
Andora	16	118	Ace	2	12
Carolyn	142	234	Burmosa	2	0
Corona	70	177	Duarte	10	63
Cortez	107	454	El Dorado	55	123
Dixon	450	368	Laroda	77	16
Fortuna	129	181	Late Santa Rosa	4	13
Gaume	256	876	Nubiana	52	19
Gomes (Stuart)	147	564	President	2	27
Halford	654	1,655	Santa Rosa	67	219
Hauss	0	16	Sugar	0	35
Johnson	0	32	Tragedy	63	174
Libbee	0	29	Other	43	25
Paloro	156	766	<b>TOTAL</b>	<b>377</b>	<b>726</b>
Peak	19	56	<b>PRUNES</b>		
Phillips	0	39	French	31	3
Shasta	0	52	Robe de Sergeant	0	1
Sims	1	19	Sugar	0	3
Stanford	13	136	<b>TOTAL</b>	<b>31</b>	<b>7</b>
Stern	165	123	<b>WALNUTS</b>		
Sullivan	48	83	Concord	2	29
Vivian	184	275	Eureka	1,316	4,498
Walton	0	30	Franquette	109	3,607
Wiser	131	60	Hartley	1,766	1,526
Other	165	321	Mayette	2	563
<b>TOTAL</b>	<b>2,853</b>	<b>6,664</b>	Nugget	98	0
<b>PEACHES (Freestone)</b>			Payne	1,257	5,304
Babcock	3	5	Placentia	0	85
Early Elberta	6	36	Waterloo	75	201
Elberta	182	1,601	Other	136	108
Gold Dust	0	5	Seedlings	16	9
J. H. Hale	4	76	<b>TOTAL</b>	<b>4,777</b>	<b>15,930</b>
Lovell	0	64	<b>BLACK WALNUTS</b>	<b>2,220</b>	<b>229</b>
Muir	0	14			
Red Haven	3	20			
Rio Oso Gem	11	106			
Salway	0	2			
Other	25	59			
<b>TOTAL</b>	<b>234</b>	<b>1,988</b>			

SAN JOAQUIN COUNTY 1961  
AGRICULTURAL COMMISSIONER'S REPORT

SUMMARY

Item	1961	1960
Vegetable Crops	\$ 46,804,800	\$ 45,929,200
Fruit & Nut Crops	45,875,200	49,607,600
Field Crops	39,811,100	40,765,500
Seed Crops	2,495,450	2,926,040
Nursery Products	1,887,520	1,775,800
Apiary Products	214,540	199,280
Livestock & Poultry Products	26,340,000	22,881,000
Livestock & Poultry	<u>21,177,000</u>	<u>19,863,000</u>
TOTAL	\$ 184,605,610	\$ 183,947,420

SAN JOAQUIN COUNTY'S TEN LEADING CROPS

1961			1960		
Crop	Acreage	Value	Crop	Acreage	Value
Tomatoes	37,300	\$ 20,903,000	Grapes	46,312	\$ 22,094,600
Milk	5,087,000 cwt.	19,213,000	Tomatoes	36,940	19,919,000
Grapes	42,913	17,627,500	Milk	4,797,000 cwt.	18,008,000
Asparagus	46,700	15,385,000	Asparagus	51,700	15,212,000
Beef	664,000 cwt.	14,940,000	Beef	668,000 cwt.	14,195,000
Alfalfa	78,000	11,080,000	Alfalfa	72,700	12,532,000
Cherries	5,162	7,475,000	Sugar Beets	22,400	6,318,000
Eggs	20,215,000 doz.	6,671,000	Walnuts	15,444	5,876,000
Sugar Beets	29,200	6,168,000	Cherries	5,156	5,467,000
Barley	68,500	<u>6,165,000</u>	Almonds	9,591	<u>5,275,000</u>
		\$ 125,627,500			\$ 124,896,600

SAN JOAQUIN COUNTY 1961  
AGRICULTURAL COMMISSIONER'S REPORT

CROPS SHOWING \$100,000 CHANGE

FIELD CROPS

Barley

Acreage decreased by 2,500 acres. Production showed a slight gain, but price was up \$4.00 per ton. Overall increase in value of \$1,200,000 brings this crop into one of the top ten this year.

Beans, dry edible

Prolonged hot weather during blooming period resulted in a poor set again this year. Both acreage and production showed a slight increase but lower price resulted in a loss of \$250,000.

Corn

Due to the Feed Grain Program there was a reduction of 6,000 acres. Yield and price were up slightly but not enough to offset the reduced acreage. Total value was down \$360,000.

Hay, Alfalfa

Production remained about the same. There was an increase of 5,000 acres but price was \$3.60 per ton lower for a loss of \$1,450,000.

Hay, Grain

A decrease of \$100,000 was due to lower acreage, production and value.

Safflower

There was quite an increase in acreage this year due to increased demand for oil. Total value was up \$177,000.

Sorghum, grain

This crop also fell under the Feed Grain Program with a reduction of 7,000 acres. Price increase of \$5.50 per ton failed to compensate for the acreage decrease. Total value was down \$300,000.

Sugar Beets

Sugar beets did not come under the government acreage allotment program this year and there was an increase of 6,800 acres. Lower yield and price more than offset the increased acreage and value was down \$150,000.

SEED CROPS

Total value of seed crops is \$430,000 lower this year. Beans were the only crop to show a large gain due to both increased acreage and price. Potatoes showed the greatest loss due to a decrease in production and price.

NURSERY PRODUCTS

Total value of all nursery products showed a gain of \$110,000. Propagative materials declined \$2,500 in value, all others showed a slight increase. Ornamental trees and shrubs gained \$31,000 for the largest increase.



SAN JOAQUIN COUNTY 1961  
AGRICULTURAL COMMISSIONER'S REPORT

VEGETABLE CROPS

Asparagus

Value increased \$173,000 due to better prices. There was a large pull-out of old beds again this year for a decrease of 5,000 acres.

Celery

High production costs and low market prices over the past several years have forced more and more producers out of the celery business. Although production and price were both better than last year, there was only a small acreage planted. Value of \$350,000 was slightly more than half of last year's \$630,000 crop.

Sweet corn

Increased acreage, production and price accounted for an increase of \$173,000.

Cucumbers

Acreage doubled this year due to new processors in the area. Better price and production also helped boost the total by \$485,000.

Melons

A decrease of 1,200 acres resulted in a decrease of \$116,000 although production and price were better than last year.

Onions

Acreage and production were both down; however, favorable market prices boosted the total value \$157,000.

Peppers

Processors took the bulk of the crop this year resulting in a lower price but increased production. An increase in acreage also helped raise the total value by \$152,000.

Potatoes

Overproduction throughout the United States created a poor demand and low prices. San Joaquin County, like the rest of the nation, planted greater acreage. Production per acre was down some and total value was down \$964,000.

Tomatoes

The excessive heat last summer caused blossoms to drop and a poor set of the early crop. The long dry fall, however, enabled growers to harvest a good late crop to partly overcome the earlier loss. Although total production was down, increased prices added \$1,000,000 to the value of this crop.

FRUIT & NUT CROPS

Almonds

Increased acreage added \$233,000 to the total value.

Bushberries

An increase of \$135,000 was due to better price and production and a slight increase in acreage.

SAN JOAQUIN COUNTY 1961  
AGRICULTURAL COMMISSIONER'S REPORT

FRUIT & NUT CROPS (Cont'd)

Cherries

Ideal growing conditions and lack of rain at harvest time enabled the cherry growers to enjoy a profitable year. Fifty per cent of the crop went to fresh market and brought a good price. Price to processors was considerably less than last year when two-thirds of the crop went for processing. Increased production together with increased price for fresh market fruit added \$2,000,000 to the total value.

Grapes

1961 was a disasterous year for the grape men. Total value dropped \$4,467,000. The year started with a heavy frost in May which did considerable damage in some areas. The frost was followed by excessive heat at blooming time and throughout most of the summer. The set was poor and sunburn extensive. This resulted in a light crop of poor quality, but created quite a demand at the wineries and high prices especially for Zinfandel and Carignane. Because of poor quality fruit and high winery prices a smaller portion of the crop went for fresh market.

Although winery prices were high, the 25 per cent set-aside on certain varieties complicated the purchase and many different options were available. It is impossible at this time to set a true value on this set-aside, however, the overall effect at the present time is a lowering of the established price.

In computing the price for our report, we set a value of zero on this tonnage although it could be sold at a later date for a gain or if not sold would be a minus \$12.00 per ton.

Olives

Production was only half of last year's, but price was up \$25 per ton. Total value decreased \$110,000.

Peaches

\$1,200,000 decrease in value was due to a decrease in acreage, production and price. The major loss - \$700,000 - came from the Freestones which comprise one fourth of the total peach acreage. Clingstones which account for three fourths of the acreage lost \$500,000.

Strawberries

An increase of 75 acres but price and production were down for a drop of \$380,000.

Walnuts, English


Price was down \$40 a ton to lower the value by \$116,000. Acreage and production showed a slight gain.

LIVESTOCK AND POULTRY

The value of all livestock and livestock products showed a gain this year with the exception of hogs and pigs which showed a decrease of \$40,000. Eggs gained \$2,200,000 as more large producers are replacing the small poultryman.

APIARY PRODUCTS


Production was down slightly but price was a little better. An increase in the Queen Bee business was the greatest change.

Three vertical black bars of varying widths are positioned on the left side of the page. The bars are solid black and extend from near the top to near the bottom of the page. The middle bar is the widest, while the two bars on either side are narrower.

1962

California. San Joaquin County. Agricultural Commissioner.  
Report (annual). 1962.

1962



LIBRARY

# Agricultural Report

Agricultural Commissioner

Austin E. Mahoney

SAN JOAQUIN COUNTY

## Department of Agriculture

AUSTIN E. MAHONEY  
AGRICULTURE COMMISSIONER

1862 EAST HAZELTON AVENUE  
STOCKTON, CALIFORNIA

POST OFFICE BOX 1809  
TELEPHONE HO 6-6806

TO THE STATE DIRECTOR OF AGRICULTURE AND  
THE HONORABLE BOARD OF SUPERVISORS

Section 65.5 of the California Agricultural Code requires that the Agricultural Commissioner compile a report covering conditions, acreage, production and value of the agricultural products of his county. This is the twenty-ninth annual report published by this county.

Approximately one hundred commercial crops are covered in this report and, for your easy reference, they are segregated as to their commercial use wherever possible.


Acreages of permanent crops are reported in actual bearing acreages only and other crops are reported in actual harvested acreage. The prices are reported on an F. O. B. basis. Cost of production, harvesting, packing and other handling costs should be deducted to arrive at a true farm value.

In keeping with the two year reporting system, both the 1961 and the 1962 figures are shown in this report. Some of the figures from the 1961 report have been revised. The new entries have been made in this report.

Copies of this report are sent to a number of persons in other states, to federal, state and county agencies throughout the United States and to an increasing number of organizations and individuals within the state. The members of this department have made every effort to make this report as accurate as possible by checking our figures with every known source of reliable information.

I wish to express my sincere appreciation to all who have assisted my inspectors and deputies by furnishing necessary information to them, which has made the compilation of this report possible.

Respectfully submitted,

  
AGRICULTURAL COMMISSIONER

SAN JOAQUIN COUNTY 1962  
AGRICULTURAL COMMISSIONER'S REPORT

FIELD CROPS: ACREAGE, PRODUCTION, AND VALUE, 1961 & 1962

Crop	Year	Harvested Acreage	Production		Unit	Value	
			Per Acre	Total		Per Unit	Total
Barley	1962	68,600	2.0	137,000	Ton	46.25	\$ 6,336,000
	1961	68,500	2.0	137,000		45.00	6,165,000
Beans, dry edible	1962	12,695	17.96	228,030	Cwt.	8.72	1,987,300
	1961	12,790	15.35	196,360		7.67	1,505,300
Total	1962	6,170	16.	98,700	Cwt.	7.50	740,000
	1961	8,370	15.	126,000		6.75	851,000
Blackeye	1962	2,360	16.	37,800	Cwt.	9.00	340,000
	1961	1,670	14.	23,400		8.75	205,000
Kidney	1962	3,630	23.	83,500	Cwt.	10.00	835,000
	1961	2,320	18.	41,800		9.75	408,000
Lima	1962	535	15.	8,030	Cwt.	9.00	72,300
	1961	430	12.	5,160		8.00	41,300
Other	1962	15,000	2.6	39,000	Ton	49.00	1,911,000
	1961	21,400	2.5	53,500		48.50	2,595,000
Corn	1962	89,600	6.28	563,000	Ton	22.75	12,811,000
	1961	89,060	6.47	576,200		19.95	11,495,000
Total	1962	70,000	7.5	525,000	Ton	23.00	12,075,000
	1961	78,000	7.1	554,000		20.00	11,080,000
Alfalfa	1962	18,000	2.0	36,000	Ton	19.50	702,000
	1961	8,560	2.3	19,700		19.00	375,000
Grain	1962	1,600	1.25	2,000	Ton	17.00	34,000
	1961	2,500	1.0	2,500		16.00	40,000
Wild	1962	7,320	0.7	5,120	Ton	45.00	230,000
	1961	7,060	0.5	3,530		45.00	159,000
Oats	1962	335,890			Acre	16.64	5,589,800
	1961	329,050				15.97	5,254,800
Pasture & Range, Total	1962	92,300	XXX	XXXXX	Acre	50.00	4,615,000
	1961	85,500	XXX	XXXXX		50.00	4,275,000
Irrigated	1962	158,000	XXX	XXXXX	Acre	5.00	790,000
	1961	160,000	XXX	XXXXX		5.00	800,000
Range	1962	590	XXX	XXXXX	Acre	25.00	14,800
	1961	550	XXX	XXXXX		25.00	13,800
Sudan	1962	85,000	XXX	XXXXX	Acre	2.00	170,000
	1961	83,000	XXX	XXXXX		2.00	166,000
Stubble	1962	5,480	2.5	13,700	Ton	96.00	1,315,000
	1961	6,660	2.5	16,700		90.00	1,503,000
Soybeans	1962	6,060	1.5	9,090	Ton	89.00	809,000
	1961	2,212	1.4	3,100		86.00	267,000
Sorghum	1962	4,520	20.0	90,400	Ton	8.50	768,000
	1961	4,540	17.2	78,100		8.30	648,000

SAN JOAQUIN COUNTY 1962  
AGRICULTURAL COMMISSIONER'S REPORT

FIELD CROPS: ACREAGE, PRODUCTION, AND VALUE, 1961 & 1962 (Cont'd.)

Crop	Year	Harvested Acreage	Production		Unit	Value	
			Per Acre	Total		Per Unit	Total
Sorghum Grain	1962	25,600	2.75	70,000	Ton	44.00	\$ 3,080,000
	1961	18,800	2.5	47,000		43.50	2,045,000
Sugar Beets	1962	27,800	20.5	570,000	Ton	13.50	7,695,000
	1961	29,200	17.6	514,000		12.00	6,168,000
Sunflowers	1962	3,790	1.0	3,790	Ton	180.00	682,000
	1961	2,510	.8	2,000		180.00	360,000
Wheat	1962	6,840	2.25	15,400	Ton	73.00	1,124,000
	1961	8,600	2.0	17,200		65.00	1,118,000
TOTAL	1962	609,195	XXX	XXXXX		XXXX	\$ 44,338,100
	1961	600,382	XXX	XXXXX		XXXX	39,283,100
Diverted Acreage - Feed Grain Program							
Corn	1962	4,448				51.00	227,192
	1961	2,410				55.00	133,000
Grain Sorghum	1962	3,400				49.81	169,348
	1961	5,430				55.00	299,000
Barley	1962	6,558				32.09	210,441
	1962	1,392				30.95	43,081
Land Under Soil Bank	1962	7,266				14.00	101,724
	1961	8,240				14.00	115,000
TOTAL	1962	632,259	XXX	XXXXX		XXXX	\$ 45,089,886
	1961	616,462	XXX	XXXXX		XXXX	39,830,100

SAN JOAQUIN COUNTY 1962  
AGRICULTURAL COMMISSIONER'S REPORT

SEED CROPS: ACREAGE, PRODUCTION, AND VALUE, 1961 & 1962

Crop	Year	Harvested Acreage	Production		Unit	Value	
			Per Acre	Total		Per Unit	Total
Alfalfa	1962	464	200	92,800	Lb.	.33	\$ 30,600
	1961	1,760	226	398,000		.31	123,000
Crapus	1962			1,500	Lb.	2.00	3,000
	1961			1,750		2.00	3,500
Barley	1962	2,000	4,000	8,000,000	Lb.	.035	245,000
	1961	1,740	3,750	6,525,000		.04	261,000
Beans							
Certified Seed							
Kidney							
Dark Red	1962	2,100	16.0	33,600	Cwt.	14.00	470,000
	1961	2,460	14.0	34,400		12.75	439,000
Light Red	1962	3,510	16.0	56,200	Cwt.	12.50	828,000
	1961	4,450	14.0	62,300		11.00	685,000
White	1962	20	17.0	340	Cwt.	15.00	5,100
	1961	40	15.0	600		13.00	7,800
Blackeye	1962	None					
	1961	60	15.0	900	Cwt.	7.50	6,750
Others	1962	317	19.0	6,020	Cwt.	12.00	72,200
	1961	125	18.0	2,250		10.00	11,700
Clover	1962	120	600	72,000	Lb.	.60	43,200
	1961	270	450	122,000		.35	42,700
Field Crops	1962	250	500	125,000	Lb.	.40	50,000
	1961	200	500	100,000		.50	50,000
Hemp	1962	363	1,500	545,000	Lb.	.04	21,800
	1961	235	1,500	353,000		.04	14,100
Experimental Seed	1962	105	726	76,200	Lb.	1.05	80,000
	1961	13	525	6,830		2.00	13,700
Hops	1962	1,050	250	263,000	Cwt.	2.75	723,000
	1961	1,090	250	273,000		2.00	546,000
Grass	1962	675	1,500	1,013,000	Lb.	.07	70,900
	1961	354	1,500	51,300		.06	31,900
Lentil Seed	1962	450	203	91,400	Lb.	1.55	141,700
	1961	622	350	218,000		.92	201,000
Oat	1962	133	4,500	600,000	Lb.	.05	30,000
	1961	266	3,650	971,000		.06	58,300
TOTAL	1962	XXX	XXXX	XXXXXXX		XXX	\$ 2,814,500
	1961	XXX	XXXX	XXXXXXX		XXX	2,495,450



SAN JOAQUIN COUNTY 1962  
AGRICULTURAL COMMISSIONER'S REPORT

NURSERY PRODUCTS: PRODUCTION AREA, SALES AND VALUES, 1961 & 1962

Item	Year	Production area		Quantity sold by Producers	Unit	Value	
		House sq. ft.	Field acres			Per Unit	Total
Nursery Crops							
Deciduous fruit & nut trees	1962		173	472,000	Plant	1.00	\$ 472,000
	1961		172	471,000		1.00	471,000
Grapevines	1962		9.0	272,000	Plant	.10	27,200
	1961		8.3	242,000		.10	24,200
Rose Plants	1962		2.6	15,400	Plant	1.25	19,300
	1961		2.7	15,600		1.25	19,500
Small fruit plants	1962		.5	6,000	Plant	.26	1,560
	1961		.5	6,000		.27	1,620
Vegetable plants, field grown, Total	1962		712	131,500,000	Plant	XXX	636,500
Asparagus	1961		678	125,100,000		XXX	548,400
	1962			55,000,000	Plant	.007	385,000
	1961			50,000,000		.006	300,000
Celery	1962			7,500,000	Plant	.009	67,500
	1961			7,600,000		.009	68,400
Onions	1962			46,000,000	Plant	.001	46,000
	1961			45,000,000		.001	45,000
Tomatoes	1962			23,000,000	Plant	.006	138,000
	1961			22,500,000		.006	135,000
Ornamental trees & shrubs <u>a/</u>	1962		12.0	225,000	Plant	1.04	234,000
	1961		11.5	214,000		1.04	223,000
Bedding Plants	1962	35,000		132,000	Flat	1.65	218,000
	1961	32,500		131,000		1.68	220,000
Herbaceous perennials	1962	75,000		1,130,000	Plant	.23	260,000
	1961	75,000		1,125,000		.22	248,000
Indoor decorative plants	1962	35,000		78,000	Plant	1.12	87,400
	1961	25,000		75,000		1.12	84,000
Cacti & succulents	1962			35,500	Plant	.51	18,100
	1961			30,600		.50	15,300
Bulbs, rhizomes, roots, etc.	1962		2.5	10,000	Each	.75	7,500
	1961		2.5	10,000		.75	7,500
Propagative materials - budwood, cuttings, pits, etc.	1962			540,000	Each	.05	27,000
	1961			500,000		.05	25,000
TOTAL	1962	XXXX	XXX	XXXXXX		XXX	\$ 2,008,560
	1961	XXXX	XXX	XXXXXX		XXX	1,887,520

a/ Includes broad-leaved evergreens, coniferous evergreens, deciduous shade trees and deciduous shrubs.

SAN JOAQUIN COUNTY 1962  
AGRICULTURAL COMMISSIONER'S REPORT

VEGETABLE CROPS: ACREAGE, PRODUCTION, AND VALUE 1961 & 1962

Crop	Year	Production			Value		
		Harvested Acreage	Per Acre	Total	Unit	Per Unit	Total
Asparagus, Total	1962	45,600	1.50	68,400	Ton	271.70	\$ 18,584,000
	1961	46,700	1.25	58,400		263.44	15,385,000
Fresh Market	1962		.27	12,300	Ton	325.00	3,998,000
	1961		.25	11,700		357.00	4,177,000
Processing	1962		1.23	56,100	Ton	260.00	14,586,000
	1961		1.00	46,700		240.00	11,208,000
Cabbage	1962	105	11.5	1,210	Ton	50.00	60,500
	1961	150	21.8	3,270		20.00	65,400
Carrots	1962	1,960	20.0	39,200	Ton	25.00	980,000
	1961	1,190	18.5	22,000		26.00	572,000
Cauliflower	1962	217	5.0	1,090	Ton	127.00	138,000
	1961	54	4.7	254		105.00	26,700
Celery	1962	100	1,000.	100,000	63#	1.90	190,000
	1961	245	950.	233,000	Pkg.	1.50	349,000
Chestnut sweet tripping	1962	1,070	170.	182,000	46#	1.75	319,000
	1961	1,240	200.	248,000	Pkg.	2.00	496,000
Chickpeas	1962	1,100	14.7	16,200	Ton	56.00	907,000
	1961	950	13.4	12,700		58.00	737,000
Cucumber, head	1962	None			43#		
	1961	195	650.0	127,000	Pkg.	.70	216,000
Melons, Total	1962	2,117	11.86	25,110	Ton	37.38	938,600
	1961	1,868	12.4	23,200		42.15	977,000
Muskmelons	1962	269	6.7	1,800	Ton	75.00	135,000
	1961	120	7.0	840		90.00	75,600
Nasaba	1962	148	16.5	2,440	Ton	20.00	48,800
	1961	245	16.5	4,040		60.00	242,000
Parsnips	1962	132	8.0	1,060	Ton	25.00	26,500
	1961	238	7.6	1,810		75.00	136,000
Parsnips, dry	1962	390	6.5	2,540	Ton	110.00	279,000
	1961	130	8.3	1,080		105.00	113,000
Persian	1962	45	6.0	270	Ton	90.00	24,300
	1961	55	5.5	303		110.00	33,300
Watermelon	1962	1,133	15.0	17,000	Ton	25.00	425,000
	1961	1,080	14.0	15,100		25.00	378,000
Beans, dry Early	1962	1,210	760.0	920,000	50#	1.35	1,242,000
	1961	1,270	350.0	445,000	Sack	1.50	667,000
Late	1962	705	880.0	620,000	50#	1.25	775,000
	1961	580	700.0	406,000	Sack	2.00	812,000

SAN JOAQUIN COUNTY 1962  
AGRICULTURAL COMMISSIONER'S REPORT

VEGETABLE CROPS: ACREAGE, PRODUCTION, AND VALUE, 1961 & 1962 (Cont'd.)

Crop	Year	Harvested Acreage	Production		Unit	Value	
			Per Acre	Total		Per Unit	Total
Peppers, All	1962	550	17.0	9,350	Ton	47.00	\$ 439,000
	1961	644	17.5	11,300		45.75	517,000
Potatoes	1962	4,790	285.0	1,365,000	Cwt.	2.05	2,790,000
	1961	5,750	250.0	1,438,000		2.25	3,235,000
Pumpkins	1962	860	15.0	12,900	Ton	20.00	258,000
	1961	590	28.3	16,700		13.65	228,000
Squash	1962	354	20.5	7,260	Ton	18.00	131,000
	1961	164	20.7	3,400		29.30	99,600
Sweetpotatoes	1962	713	200.0	143,000	50# )	3.00	429,000
	1961	736	175.0	129,000	Bskt)	3.57	461,000
Tomatoes, Total	1962	42,310	21.5	911,000	Ton	29.24	26,638,000
	1961	37,300	17.8	663,730		31.50	20,903,000
Shipping	1962			15,800	Ton	124.40	1,966,000
	1961			8,430		143.75	1,212,000
Processing ) Round )	1962	40,500	21.2	859,000	Ton	27.50	23,622,000
	1961	35,600	17.5	623,000		30.00	18,690,000
Processing ) Pear )	1962	1,810	20.0	36,200	Ton	29.00	1,050,000
	1961	1,700	19.0	32,300		31.00	1,001,000
Beets ) Spinach ) Green Peas)	1962	820	3.44	2,820	Ton	45.00	127,000
	1961	600	2.17	1,300		44.00	57,200
Truck Garden Misc. Garden	1962	2,000					1,500,000
	1961	2,000					1,000,000
TOTAL	1962	106,581	XXX	XXXXX		XXXX	\$ 56,455,000
	1961	102,226	XXX	XXXXX		XXXX	46,804,800

345  
382.30

SAN JOAQUIN COUNTY 1962  
AGRICULTURAL COMMISSIONER'S REPORT

FRUIT & NUT CROPS: ACREAGE, PRODUCTION, AND VALUE, 1961 & 1962

Crop	Year	Harvested Acreage	Production		Unit	Value	
			Per Acre	Total		Per Unit	Total
Almonds	1962	11,677	1.13	13,200	Ton	645.00	\$ 8,514,000
	1961	10,200	1.00	10,200		540.00	5,508,000
Almond Hulls	1962		.60	7,000	Ton	10.00	70,000
	1961		.60	6,120		10.00	61,200
Almonds, Total	1962	2,341	6.76	15,825	Ton	115.17	1,822,500
	1961	2,176	8.1	17,640		81.18	1,432,000
Dried	1962			25	Ton	900.00	22,500
	1961			40		600.00	24,000
Processing	1962		6.75	15,800	Ton	114.00	1,800,000
	1961		8.1	17,600		80.00	1,408,000
Raspberries	1962	181	4.75	860	Ton	240.00	206,000
	1961	175	4.55	796		320.00	255,000
Cherries, Total	1962	6,117	2.47	15,390	Ton	452.37	6,962,000
	1961	5,162	3.13	16,160		463.00	7,475,000
Fresh Market	1962			7,970	Ton	650.00	5,181,000
	1961			7,440		700.00	5,208,000
Processing	1962			7,420	Ton	240.00	1,781,000
	1961			8,720		260.00	2,267,000
Grapes, All, Total	1962	45,277	7.35	333,000	Ton	70.39	23,438,700
	1961	42,913	5.47	234,700		75.10	17,627,500
Set Aside	1961			10,500	Ton	4.40	46,200
Table All, Total	1962	23,347	8.1	189,100	Ton	69.76	13,190,700
	1961	22,543	5.9	132,500		67.75	8,976,500
Tokay	1962	21,835	8.41	183,700	Ton	70.44	12,940,000
	1961	21,224	6.0	128,000		68.27	8,739,000
Fresh Market	1962			3,834,000	28#	1.90	7,285,000
	1961			2,511,000	Pkg.	2.11	5,298,000
Crushed	1962			130,000	Ton	43.50	5,655,000
	1961			93,500		36.80	3,441,000
Other Table, Total	1962	1,512	3.57	5,400	Ton	46.43	250,700
	1961	1,319	3.40	4,500		52.78	237,500
Fresh Market	1962			3,740	28#	2.60	9,720
	1961			7,580	Pkg.	2.31	17,500
Crushed	1962			5,350	Ton	45.00	241,000
	1961			4,390		50.00	220,000
New Varieties, Total	1962	21,930	6.56	143,900	Ton	71.22	10,248,000
	1961	20,370	5.02	102,200		84.65	8,651,000
Fresh Market	1962			23,900	Ton	120.00	2,868,000
	1961			14,500		140.00	2,030,000
Crushed	1962			120,000	Ton	61.50	7,380,000
	1961			87,700		75.50	6,621,000

Not included in 1961 total. See explanation in back of book under Grapes.

SAN JOAQUIN COUNTY 1962  
AGRICULTURAL COMMISSIONER'S REPORT

FRUIT & NUT CROPS: ACREAGE, PRODUCTION, AND VALUE, 1961 & 1962 (Cont'd.)

Crop	Year	Production			Unit	Value	
		Harvested Acreage	Per Acre	Total		Per Unit	Total
Nectarines	1962	193	5.00	965	Ton	182.00	\$ 176,000
	1961	181	6.52	1,180		150.00	177,000
Olives	1962	398	3.00	1,190	Ton	178.00	212,000
	1961	397	1.55	615		215.00	132,000
Peaches, All, Total	1962	9,385	11.83	111,007	Ton	63.79	7,080,900
	1961	8,652	8.6	74,195		54.50	4,045,300
Clingstone Processing	1962	7,332	12.0	88,000	Ton	68.00	5,984,000
	1961	6,664	9.0	60,000		55.90	3,354,000
Freestone, Total	1962	2,053	11.2	23,007	Ton	47.68	1,096,900
	1961	1,988	7.1	14,195		48.70	691,300
Fresh Market	1962			106,000	24# )	1.50	159,000
	1961			100,000		Pkg.)	1.55
Processing	1962			21,700	Ton	42.50	922,000
	1961			12,900		40.00	516,000
Dried	1962			35	Ton	455.00	15,900
	1961			45		450.00	20,300
Pears, Bartlett Processing	1962	224	10.3	2,310	Ton	77.00	178,000
	1961	196	7.5	1,470		100.00	147,000
Plums	1962	809	125.0	101,000	27# )	3.50	354,000
	1961	726	151.5	110,000		Pkg.)	3.95
Strawberries, Total	1962	492	7.93	3,903	Ton	252.11	984,000
	1961	750	12.3	9,220		288.00	2,656,000
Fresh Market	1962			963	Ton	350.00	337,000
	1961			4,500		370.00	1,665,000
Processing	1962			2,940	Ton	220.00	647,000
	1961			4,720		210.00	991,000
Walnuts English	1962	16,476	.82	13,500	Ton	471.00	6,359,000
	1961	15,930	.75	12,000		480.00	5,760,000
Black	1962	482	1.1	532	Ton	50.00	26,000
	1961	229	2.0	450		56.00	25,200
Miscellaneous Apples, Chest-nuts, Figs, Oranges, Pecans, Persimmons, Prunes	1962	613					307,000
	1961	279					140,000
TOTAL	1962	94,665	XXXX	XXXXXX		XXX	\$ 56,690,700
	1961	87,966	XXXX	XXXXXX		XXX	45,875,200

SAN JOAQUIN COUNTY 1962  
AGRICULTURAL COMMISSIONER'S REPORT

LIVESTOCK AND POULTRY: PRODUCTION AND VALUE, 1961 & 1962

Item	Year	Production		Unit	Value	
		No. of head	Total liveweight		Per Unit	Total
Cattle and calves	1962	112,500	619,000	Cwt.	22.70	\$ 14,051,000
	1961	112,000	664,000		22.50	14,940,000
Sheep and lambs	1962	72,600	77,200	Cwt.	14.00	1,081,000
	1961	75,000	110,000		13.00	1,430,000
Hogs and pigs	1962	40,000	52,800	Cwt.	17.50	924,000
	1961	50,000	100,000		17.75	1,775,000
Broilers and fryers	1962	4,800,000	16,800,000	Lb.	.17	2,856,000
	1961	4,215,000	14,752,000		.15	2,213,000
Other chickens	1962	800,000	4,800,000	Lb.	.12	576,000
	1961	650,000	4,225,000		.10	423,000
Turkeys	1962	80,000	2,000,000	Lb.	.23	460,000
	1961	75,000	1,200,000		.33	396,000
Miscellaneous Poultry Pheasants, Squabs, Ducks, etc.	1962	100,000		Each	2.00	200,000
TOTAL	1962	XXXX	XXXX		XXX	\$ 20,148,000
	1961	XXXX	XXXX		XXX	21,177,000

APIARY PRODUCTS: PRODUCTION AND VALUE, 1961 & 1962

Crop	Year	Total	Unit	Per Unit	Total
Honey	1962	1,066,000	Lb.	.12	\$ 128,000
	1961	1,050,000		.14	147,000
Beeswax	1962	14,600	Lb.	.46	6,700
	1961	20,300		.48	9,744
Package Bees	1962	2,500	Lb.	1.25	3,100
Queen Bees	1962	10,300	Each	1.25	12,900
	1961	9,000		1.25	11,300
Pollination	1962	20,800	Colony	3.50	72,800
	1961	15,500		3.00	46,500
TOTAL	1962	XXXXX		XXX	\$ 223,500
	1961	XXXXX		XXX	214,540

SAN JOAQUIN COUNTY 1962  
AGRICULTURAL COMMISSIONER'S REPORT

LIVESTOCK AND POULTRY PRODUCTS: PRODUCTION & VALUE, 1961 & 1962

Item	Year	Production	Unit	Value	
				Per Unit	Total
Milk Market	1962	3,227,000	Cwt.	4.09	\$ 13,198,000
	1961	3,085,000		4.11	12,679,000
Manufacturing	1962	2,116,000	Cwt.	3.27	6,919,000
	1961	2,075,000		3.32	6,889,000
Wool	1962	725,000	Lb.	.63	457,000
	1961	760,000		.60	456,000
Eggs, chicken Market	1962	23,500,000	Doz.	.30	7,050,000
	1961	20,215,000		.33	6,671,000
TOTAL	1962	XXXX		XXX	\$ 27,624,000
	1961	XXXX		XXX	26,695,000

JANUARY 1 INVENTORIES OF LIVESTOCK & POULTRY, 1961 & 1962  
IN NUMBER OF HEAD

Item	January 1, 1962	January 1, 1961
Cattle and calves		
All	164,400	164,700
Milk cows 2 years and over	60,400	65,000
Sheep and lambs		
All	58,000	49,600
Hogs and pigs	23,900	23,200
Hens and pullets of laying age	1,175,000	1,125,000

Revised to correspond with the California Annual Livestock Report.

SAN JOAQUIN COUNTY 1962  
AGRICULTURAL COMMISSIONER'S REPORT

PERMANENT CROPS.

Crop & Variety	Non-Bearing		Crop & Variety	Non-Bearing	
	Bearing Acreage	Bearing Acreage		Bearing Acreage	Bearing Acreage
<b>ALMONDS</b>			<b>GRAPES (Raisin)</b>		
Davey	200	586	Muscat	0	124
Drake	9	136	Thompson Seedless	9	889
Golden X. L.	1	43	<b>TOTAL</b>	<b>9</b>	<b>1,013</b>
Jordanola	12	738	<b>GRAPES (Table)</b>		
Merced	498	5	Almeria	0	11
Mission	690	3,481	Cardinal	0	49
Non Plus Ultra	180	522	Concord	0	4
Non Pareil	2,610	5,823	Emperor	0	11
Peerless	181	304	Italia	0	1
Other	5	39	Malaga	0	63
<b>TOTAL</b>	<b>4,386</b>	<b>11,677</b>	Red Malaga	0	1
<b>APPLES</b>			Rabier	0	112
Astrachan	0	8	Tokay	824	21,835
Delicious	4	2	Other	0	147
Golden Delicious	5	0	<b>TOTAL</b>	<b>824</b>	<b>22,334</b>
Gravenstein	0	1	<b>GRAPES (Wine)</b>		
Other	3	0	Alicante Bouschet	3	2,115
<b>TOTAL</b>	<b>12</b>	<b>11</b>	Burger	0	572
<b>APRICOTS</b>			Carignane	409	6,728
Blenheim & Reval	404	1,306	Colombar	0	41
Moorpark & Hemlock	0	2	Franken-Reisling	0	35
Elton	158	1,033	French Columbard	0	43
<b>TOTAL</b>	<b>562</b>	<b>2,341</b>	Golden Chasselas	0	50
<b>CHERRIES</b>			Grenache	534	2,349
Big	1,450	3,813	Mataro	0	20
Black Republican	0	23	Mission	64	1,508
Burbank	0	19	Palomino	1	731
Chapman	1	103	Petite Sirah	5	302
Cambert	33	315	Salvador	6	245
Royal Ann	298	1,235	Sauvignon Blanc	0	23
San Marzano	32	507	Semillon	0	47
Van	50	46	Zinfandel	250	6,649
Other	243	56	Other White	3	7
<b>TOTAL</b>	<b>2,107</b>	<b>6,117</b>	Other Dark	29	475
<b>COGNAC</b>			<b>TOTAL</b>	<b>1,313</b>	<b>21,930</b>
<b>CHESNUTS (All)</b>			<b>NECTARINES</b>		
	3	38	Freedom	0	8
<b>PEACHES</b>			Late Le Grand	21	54
Black	0	13	Le Grand	2	80
Kadota	0	5	Quetta	0	1
<b>TOTAL</b>	<b>0</b>	<b>18</b>	John Rivers	0	8
			Sun Grand	5	10
			Sun Grand, Early	0	10
			Other	19	22
			<b>TOTAL</b>	<b>47</b>	<b>193</b>



SAN JOAQUIN COUNTY 1962  
AGRICULTURAL COMMISSIONER'S REPORT

PERMANENT CROPS (Cont'd.)

Crop & Variety	Non-Bearing Acreage	Bearing Acreage	Crop & Variety	Non-Bearing Acreage	Bearing Acreage
<b>OLIVES</b>			<b>PEARS</b>		
Ascolano	0	33	Bartlett	737	224
Manzanillo	23	231	Comice	8	1
Mission	0	92	Winter Nelis	1	0
Sevillano	0	6	<b>TOTAL</b>	<b>746</b>	<b>224</b>
Other	0	36	<b>PECAN (All)</b>	1	3
<b>TOTAL</b>	<b>23</b>	<b>398</b>	<b>PERSIMMONS (All)</b>	0	1
<b>PEACHES (Cling)</b>			<b>PLUMS</b>		
Andora	15	119	Ace	0	14
Carolyn	134	247	Burmosa	0	2
Corona	55	207	Duarte	2	1
Cortez	80	481	El Dorado	40	338
Dixon	388	446	Laroda	75	21
Fortuna	111	204	Late Santa Rosa	2	15
Gaume	197	945	Nubiana	47	24
Gomes (Stuart)	95	614	President	0	29
Halford	523	1,839	Santa Rosa	51	235
Hauss	0	16	Sugar	0	35
Johnson	0	32	Tragedy	37	195
Libbee	0	29	Other	38	30
Paloro	140	809	<b>TOTAL</b>	<b>292</b>	<b>509</b>
Peak	14	61	<b>PRUNES</b>		
Phillips	0	37	French	0	34
Shasta	0	52	Robe de Sergeant	0	1
Sims	8	19	Sugar	0	5
Stanford	13	136	<b>TOTAL</b>	0	38
Starn	148	150	<b>WALNUTS</b>		
Sullivan	48	83	Concord	2	29
Vivian	88	369	Eureka	1,142	4,688
Walton	0	30	Franquette	52	3,664
Wiser	173	60	Hartley	1,641	1,573
Other	154	347	Mayette	1	555
<b>TOTAL</b>	<b>2,384</b>	<b>7,332</b>	Nugget	91	1
<b>PEACHES (Freestone)</b>			Payne	1,106	5,456
Babcock	3	5	Placentia	0	85
Early Elberta	6	36	Waterloo	66	210
Elberta	74	1,675	Other	137	107
Gold Dust	0	5	Seedlings	16	9
J. H. Hale	4	74	<b>TOTAL</b>	<b>4,254</b>	<b>16,476</b>
Lovell	2	34	<b>BLACK WALNUTS</b>	2,047	482
Muir	0	14			
Red Haven	1	22			
Rio Oso Gem	13	112			
Salway	0	2			
Other	10	74			
<b>TOTAL</b>	<b>113</b>	<b>2,053</b>			

Due to changeover to IBM system, all new plantings and removals were not available. Corrections will be made in next year's crop report.

SAN JOAQUIN COUNTY 1962  
 AGRICULTURAL COMMISSIONER'S REPORT

SUMMARY

Item	1962	1961
Vegetable Crops	\$ 56,455,100	\$ 46,804,800
Fruit & Nut Crops	56,690,700	45,875,200
Field Crops	45,089,886	39,830,100
Seed Crops	2,814,500	2,495,450
Nursery Products	2,008,560	1,887,520
Apiary Products	223,500	214,540
Livestock & Poultry Products	27,624,000	26,695,000
Livestock & Poultry	<u>20,148,000</u>	<u>21,177,000</u>
TOTAL	\$ 211,054,246	\$ 184,979,610

SAN JOAQUIN COUNTY'S TEN LEADING CROPS

1962			1961		
Crop	Acreage	Value	Crop	Acreage	Value
Tomatoes	42,310	\$ 26,638,000	Tomatoes	37,300	\$ 20,903,000
Grapes	45,277	23,438,000	Milk	5,160,000 cwt.	19,568,000
Milk	5,343,000 cwt.	20,117,000	Grapes	42,913	17,627,500
Asparagus	45,600	18,584,000	Asparagus	46,700	15,385,000
Beef	619,000 cwt.	14,051,000	Beef	664,000 cwt.	14,940,000
Alfalfa	70,000	12,075,000	Alfalfa	78,000	11,080,000
Almonds	11,677	8,514,000	Cherries	5,162	7,475,000
Sugar Beets	27,800	7,695,000	Eggs	20,215,000 doz.	6,671,000
Peaches	9,385	7,080,900	Sugar Beets	29,200	6,168,000
Eggs	23,500,000 doz.	<u>7,050,000</u>	Barley	68,500	<u>6,165,000</u>
		\$ 145,242,900			\$ 125,982,500

SAN JOAQUIN COUNTY 1962  
AGRICULTURAL COMMISSIONER'S REPORT

FIELD CROPS

Barley

This crop came under the Feed Grain Program this year; however, planted acreage remained about the same as last year.

Beans, dry edible

Production was up due to better growing conditions. Price increased \$1.05 per hundred weight to boost the total value by \$500,000.

Corn

An increase in diverted acreage under the Feed Grain Program and additional planting of Safflower resulted in a decrease of 6,400 acres of corn. Yield and price were normal.

Hay, Alfalfa

A decrease of 8,000 acres was offset by increased yield and price for a \$1,000,000 gain.

Hay, Grain

\$300,000 gain was due to an increase of 10,000 acres.

Rice

Production remained the same as in 1961. Price increased \$6.00 per ton but could not offset a reduction of 1,200 acres. Total value dropped \$200,000.

Safflower

There was a 4,000 acre increase due to new interest in this oil crop. Production remained about the same and price was up slightly for a total gain of \$540,000.

Silage, Corn

Increased price and production accounted for a \$120,000 gain.

Sorghum grain

A 7,000 acre increase is due partly to a decrease in diverted acreage under the Feed Grain Program. Price and production were both up slightly to help boost the value of this crop by \$1,000,000.

Sugar Beets

Growers are finding other crops more profitable, consequently there was a decrease of 1,400 acres. Yield increased 3 tons per acre and price was up \$1.50 per ton to more than make up for the decreased acreage. Total value increased \$1,530,000.

Sunflowers

\$320,000 increase due to larger acreage.

SEED CROPS

Total value of seed crops increased \$320,000 this year. Alfalfa seed showed the largest loss due to reduced acreage. Seed potatoes made the greatest gain due to increased price. Bean seed acreage was down slightly but price and production both increased.

SAN JOAQUIN COUNTY 1962  
AGRICULTURAL COMMISSIONER'S REPORT

NURSERY PRODUCTS

Total value of all nursery products showed a gain of \$120,000. Bedding plants declined \$2,000 and rose plants \$200, all other showed a slight increase. Vegetable plants gained \$88,000 for the largest increase. Asparagus roots accounted for \$85,000 of this increase.

VEGETABLE CROPS

Asparagus

Again this year there was a loss of 1,000 acres due to pull out of old beds. Price and production were both up for an overall gain of \$3,200,000.

Carrots

Increased acreage and production resulted in a \$400,000 gain.

Cauliflower

Value increased \$100,000 due to better price and greater acreage.

Celery

Decreased acreage accounted for \$160,000 loss.

Sweet Corn

Acreage, price and production were all down for a loss of \$175,000.

Cucumbers

\$170,000 increase due to greater acreage and better production.

Onions

Acreage and price were both down slightly; however, production was double that of a year ago when many onions were left in the fields.

Peppers

A loss of \$80,000 was due to decreased acreage.

Potatoes

Growers planted less acreage because of an over supply of potatoes. Price was down slightly but production was better than in 1961. Total value dropped \$436,000.

Tomatoes

Excellent growing and harvesting conditions resulted in above normal yields. There was an increase of 5,000 acres and a total gain of \$5,700,000.

FRUIT & NUT CROPS

Almonds

Value increased \$2,000,000 due to an increase in price of \$105.00 per ton. Yield was up .13 tons per acre and acreage increased 1,500 acres to help boost the total.

Apricots

Acreage was up slightly, however, production was down 1.4 tons per acre. Price was up \$34.00 per ton for an overall gain of \$400,000.

SAN JOAQUIN COUNTY 1962  
AGRICULTURAL COMMISSIONER'S REPORT

FRUIT & NUT CROPS (Cont'd.)

Bushberries

Acreage and production remained about the same; however, price was down \$80.00 per ton resulting in a loss of \$50,000.

Cherries

Many older orchards are being removed as new plantings come into production. Although there was an increase of 1,000 bearing acres, the younger trees do not produce as heavily as older trees and production dropped. Price was down \$10.00 per ton and total value down \$500,000.

Grapes

After a disastrous year in 1961, grape production returned to normal again in 1962. Total value of \$23,400,000 is \$6,000,000 over last year and places grapes as second most valuable crop in the county.

Winery set aside for non-exempt varieties has been set at 16% this year. This, however, has little effect on our average price per ton since only a small percentage of the total tonnage was sold on a free tonnage basis.

It will make considerable difference though to the final returns to co-op winery pools but this is impossible to calculate.

In our 1961 report we indicated a 25% set aside for non-exempt varieties. This was and is the final percentage. At the present time, only two million gallons of high proof has been sold from the 1961 set aside into non-normal channels. It is calculated that this will return equity holders approximately \$4.40 per ton.

Growers selling their free tonnage to vintners for cash retained equity in the products from 10,500 tons. At a \$4.40 per ton return on this sale, this would return an additional \$46,200 to these growers. This does not reflect co-op member pool returns which may eventually return a greater amount per ton than the commercial price.

Olives

Production was back to normal following a light crop in 1961. Price was down \$37.00 per ton but was offset by increased tonnage for an increase of \$80,000.

Peaches

Ideal growing conditions produced one of the best peach crops on record. Prices were also good for a total gain of \$3,000,000.

Pears

Lower production and price resulted in a loss of \$80,000.

Strawberries

Decrease in acreage, production and price account for a loss of \$1,700,000. One third of the crop was sold on the fresh market and two thirds sold to processors.

Walnuts, English

Acreage and production showed a slight gain to raise the value by \$200,000 although price showed a \$10 per ton decline.

SAN JOAQUIN COUNTY 1962  
AGRICULTURAL COMMISSIONER'S REPORT

LIVESTOCK AND POULTRY


Of the eight major divisions shown in the summary, this is the only category to show a loss this year. Total value of cattle and calves dropped \$900,000 due to a shorter holding period and the sale of lighter weight animals. Hogs and pigs accounted for \$850,000 loss; sheep and lambs showed \$350,000 loss. All poultry showed a gain of \$1,000,000.

APIARY PRODUCTS

Pollination increased considerably to register a \$20,000 gain. Honey production was normal but price was down to lower the value \$20,000.

LIVESTOCK AND POULTRY PRODUCTS


All items showed a gain for a total increase of \$1,000,000.



1963

1963

*California*



# Agricultural Report

Agricultural Commissioner

Austin E. Mahoney





AUSTIN E. MAHONEY  
AGRICULTURAL COMMISSIONER

SAN JOAQUIN COUNTY

## Department of Agriculture

1868 EAST HAZELTON AVENUE  
STOCKTON, CALIFORNIA  
P. O. BOX 1809 - PHONE 466-6806

LODI OFFICE  
210 N. SACRAMENTO ST.

MANTECA OFFICE  
392 S. MOFFATT BLVD.

TRACY OFFICE  
503 E. 10TH STREET

ESCALON OFFICE  
1540 ROOSEVELT ST.

TO THE STATE DIRECTOR OF AGRICULTURE AND  
THE HONORABLE BOARD OF SUPERVISORS

Section 45.5 of the California Agricultural Code requires that the Agricultural Commissioner compile a report covering conditions, acreage, production and value of the agricultural products of his county. This is the thirtieth annual report published by this county.

Approximately one hundred commercial crops are covered in this report and, for your easy reference, they are segregated as to their commercial use wherever possible.

Acreages of permanent crops are reported in actual bearing acreages and other crops are reported in actual harvested acreage. The prices are reported on an F. O. B. basis. Cost of production, harvesting, packing and other handling costs should be deducted to arrive at a true farm value.

In keeping with the two year reporting system, both the 1962 and the 1963 figures are shown in this report. Some of the figures from the 1962 report have been revised. The new entries have been made in this report.

Copies of this report are sent to a number of persons in other states, to federal, state and county agencies throughout the United States and to an increasing number of organizations and individuals within the state. The members of this department have made every effort to make this report as accurate as possible by checking our figures with every known source of reliable information.

I wish to express my sincere appreciation to all who have assisted my inspectors and deputies by furnishing necessary information to them, which has made the compilation of this report possible.

Respectfully submitted,

*Austin E. Mahoney*  
AGRICULTURAL COMMISSIONER

SAN JOAQUIN COUNTY 1963  
AGRICULTURAL COMMISSIONER'S REPORT

FIELD CROPS: ACREAGE, PRODUCTION AND VALUE, 1962 & 1963

Crop	Year	Harvested Acreage	Production		Unit	Value	
			Per Acre	Total		Per Unit	Total
Barley	1963	74,100	1.5	111,000	Ton	43.50	\$ 4,835,000
	1962	68,600	2.0	137,000		46.25	6,336,000
Beans, dry edible	1963	10,520	19.27	202,700	Cwt.	10.24	2,075,700
	Total	12,695	17.96	228,030		8.72	1,987,300
Blackeye	1963	5,670	16.5	93,600	Cwt.	11.50	1,076,000
	1962	6,170	16.0	98,700		7.50	740,000
Kidney	1963	1,320	18.0	23,800	Cwt.	12.00	285,000
	1962	2,360	16.0	37,800		9.00	340,000
Lima	1963	3,230	25.4	82,000	Cwt.	8.35	685,000
	1962	3,630	23.0	83,500		11.00	835,000
Other	1963	300	11.0	3,300	Cwt.	9.00	29,700
	1962	535	15.0	8,030		9.00	72,300
Corn	1963	15,200	2.65	40,300	Ton	50.75	2,044,000
	1962	15,000	2.6	39,000		49.00	1,911,000
Hay, Total	1963	88,260	5.84	515,730	Ton	26.18	13,500,700
	1962	89,600	6.28	563,000		22.75	12,811,000
Alfalfa	1963	70,900	6.7	475,000	Ton	26.50	12,588,000
	1962	70,000	7.5	525,000		23.00	12,075,000
Grain	1963	15,100	2.45	37,000	Ton	22.70	840,000
	1962	18,000	2.0	36,000		19.50	702,000
Wild	1963	2,260	1.65	3,730	Ton	19.50	72,700
	1962	1,600	1.25	2,000		17.00	34,000
Oats	1963	2,320	0.9	2,090	Ton	47.00	98,200
	1962	7,320	0.7	5,120		45.00	230,000
Pasture & Range	1963	335,130			Acre	16.69	5,593,300
	Total	335,890				16.64	5,589,800
Irrigated	1963	92,400	XXX	XXXX	Acre	50.00	4,620,000
	1962	92,300	XXX	XXXX		50.00	4,615,000
Range	1963	157,000	XXX	XXXX	Acre	5.00	785,000
	1962	158,000	XXX	XXXX		5.00	790,000
Sudan	1963	730	XXX	XXXX	Acre	25.00	18,300
	1962	590	XXX	XXXX		25.00	14,800
Stubble	1963	85,000	XXX	XXXX	Acre	2.00	170,000
	1962	85,000	XXX	XXXX		2.00	170,000
Rice	1963	6,770	2.0	13,500	Ton	102.00	1,381,000
	1962	5,480	2.5	13,700		96.00	1,315,000
Safflower	1963	6,690	1.25	8,360	Ton	80.00	669,000
	1962	6,060	1.5	9,090		89.00	809,000
Silage, corn	1963	5,550	20.0	111,000	Ton	10.00	1,110,000
	1962	4,520	20.0	90,400		8.50	768,000

SAN JOAQUIN COUNTY 1963  
AGRICULTURAL COMMISSIONER'S REPORT

FIELD CROPS: ACREAGE, PRODUCTION, AND VALUE, 1962 & 1963 (Cont'd.)

Crop	Year	Harvested Acreage	Production		Unit	Value	
			Per Acre	Total		Per Unit	Total
Sorghum Grain	1963	29,500	2.80	82,600	Ton	46.35	\$ 3,829,000
	1962	25,600	2.75	70,000		44.00	3,080,000
Sugar Beets	1963	27,800	22.0	612,000	Ton	14.25	8,716,000
	1962	27,800	20.5	570,000		13.50	7,695,000
Sunflowers	1963	5,300	1.75	9,280	Ton	140.00	1,299,000
	1962	3,790	1.0	3,790		180.00	682,000
Wheat	1963	8,800	2.0	17,600	Ton	65.00	1,144,000
	1962	6,840	2.25	15,400		73.00	1,124,000
TOTAL	1963	615,940	XXX	XXXX		XXX	\$ 46,294,900
	1962	609,195	XXX	XXXX		XXX	44,338,100
Diverted Acreage - Feed Grain Program Corn	1963	4,172				26.64	111,139
	1962	4,448				51.00	227,192
Grain Sorghum	1963	5,156				27.66	142,627
	1962	3,400				49.81	169,348
Barley	1963	3,321				14.80	49,160
	1962	6,558				32.09	210,441
Wheat	1963	952				9.37	8,922
	1962	1,392				30.95	43,081
Land Under Soil Bank	1963	7,374				14.00	103,236
	1962	7,266				14.00	101,724
TOTAL	1963	636,915	XXX	XXXX		XXX	\$ 46,709,984
	1962	632,259	XXX	XXXX		XXX	45,089,886

SAN JOAQUIN COUNTY 1963  
AGRICULTURAL COMMISSIONER'S REPORT

SEED CROPS: ACREAGE, PRODUCTION, AND VALUE, 1962 & 1963

Crop	Year	Harvested Acreage	Production		Unit	Value	
			Per Acre	Total		Per Unit	Total
Alfalfa	1963	100	400	40,000	Lb.	.47	\$ 18,800
	1962	464	200	92,800		.33	30,600
Asparagus	1963			5,800	Lb.	2.50	14,500
	1962			1,500		2.00	3,000
Barley	1963	3,060	3,000	9,180,000	Lb.	.026	239,000
	1962	2,000	4,000	8,000,000		.035	245,000
Beans							
Certified Seed							
Kidney							
Dark Red	1963	2,570	14.0	36,000	Cwt.	14.50	522,000
	1962	2,100	16.0	33,600		14.00	470,000
Light Red	1963	5,176	15.0	77,600	Cwt.	13.00	1,009,000
	1962	3,510	16.0	56,200		12.50	828,000
White	1963	87	13.0	1,130	Cwt.	15.00	16,900
	1962	20	17.0	340	Cwt.	15.00	5,100
Blackeye	1963	61	16.5	1,000	Cwt.	13.00	13,000
	1962	None					
Others	1963	86	20.0	1,720	Cwt.	13.00	22,400
	1962	317	19.0	6,020		12.00	72,200
Clover	1963	124	500	62,000	Lb.	.50	31,000
	1962	120	600	72,000		.60	43,200
Misc. Field Crops	1963	None					
	1962	250	500	125,000	Lb.	.40	50,000
Oats	1963	725	2,000	1,450,000	Lb.	.03	43,500
	1962	363	1,500	545,000		.04	21,800
Ornamental Seed	1963	103	300	30,900	Lb.	1.15	35,500
	1962	105	726	76,200		1.05	80,000
Potatoes	1963	960	292	280,000	Cwt.	2.90	813,000
	1962	1,050	250	263,000		2.75	723,000
Sudan Grass	1963	639	2,460	1,572,000	Lb.	.07	110,000
	1962	675	1,500	1,013,000		.07	70,900
Vegetable Seed	1963	350	270	94,500	Lb.	1.25	118,000
	1962	450	203	91,400		1.55	141,700
Wheat	1963	905	4,000	3,620,000	Lb.	.04	145,000
	1962	133	4,500	600,000		.05	30,000
TOTAL	1963	XXX	XXXX	XXXXXX		XXX	\$ 3,151,600
	1962	XXX	XXXX	XXXXXX		XXX	2,814,500

SAN JOAQUIN COUNTY 1963  
AGRICULTURAL COMMISSIONER'S REPORT

NURSERY PRODUCTS: PRODUCTION AREA, SALES AND VALUES, 1962 & 1963

Item	Year	Production Area		Quantity sold by Producers	Unit	Value	
		House sq. ft.	Field acres			Per Unit	Total
Nursery Crops							
Deciduous fruit & nut trees	1963		175	480,000	Plant	1.00	\$ 480,000
	1962		173	472,000		1.00	472,000
Grapevines	1963		8.0	260,000	Plant	.10	26,000
	1962		9.0	272,000		.10	27,200
Rose Plants	1963		2.5	15,000	Plant	1.25	18,800
	1962		2.6	15,400		1.25	19,300
Small fruit plants	1963		.5	6,000	Plant	.25	1,500
	1962		.5	6,000		.26	1,560
Vegetable plants, field grown, Total	1963		723	168,000,000	Plant	XXX	857,500
	1962		712	131,500,000		XXX	636,500
Asparagus	1963			82,000,000	Plant	.007	574,000
	1962			55,000,000		.007	385,000
Celery	1963			7,500,000	Plant	.009	67,500
	1962			7,500,000		.009	67,500
Onions	1963			51,000,000	Plant	.001	51,000
	1962			46,000,000		.001	46,000
Tomatoes	1963			20,000,000	Plant	.006	120,000
	1962			23,000,000		.006	138,000
Peppers	1963			7,500,000	Plant	.006	45,000
Ornamental trees & shrubs a/	1963		12.0	230,000	Plant	1.05	242,000
	1962		12.0	225,000		1.04	234,000
Bedding Plants	1963	40,000		133,000	Flat	1.66	221,000
	1962	35,000		132,000		1.65	218,000
Herbaceous perennials	1963	80,000		1,150,000	Plant	.23	265,000
	1962	75,000		1,130,000		.23	260,000
Indoor decorative plants	1963	34,000		75,000	Plant	1.12	84,000
	1962	35,000		78,000		1.12	87,400
Cacti & succulents	1963			40,000	Plant	.50	20,000
	1962			35,500		.51	18,100
Bulbs, rhizomes, roots, etc.	1963		2.6	11,000	Each	.75	8,300
	1962		2.5	10,000		.75	7,500
Propagative materials - budwood, cuttings, pits, etc.	1963			550,000	Each	.05	27,500
	1962			540,000		.05	27,000
TOTAL	1963	XXXX	XXX	XXXXXXX		XXX	\$ 2,251,600
	1962	XXXX	XXX	XXXXXXX		XXX	2,008,560

a/ Includes broad-leaved evergreens, coniferous evergreens, deciduous shade trees and deciduous shrubs.

SAN JOAQUIN COUNTY 1963  
AGRICULTURAL COMMISSIONER'S REPORT

VEGETABLE CROPS: ACREAGE, PRODUCTION, AND VALUE, 1962 & 1963

Crop	Year	Harvested Acreage	Production		Unit	Value	
			Per Acre	Total		Per Unit	Total
Asparagus, Total	1963	45,600	1.50	68,400	Ton	294.36	\$ 20,134,000
	1962	45,600	1.50	68,400		271.70	18,584,000
Fresh Market	1963		.26	11,900	Ton	315.00	3,749,000
	1962		.27	12,300		325.00	3,998,000
Processing	1963		1.24	56,500	Ton	290.00	16,385,000
	1962		1.23	56,100		260.00	14,586,000
Cabbage	1963	130	23.5	3,060	Ton	25.80	78,800
	1962	105	11.5	1,210		50.00	60,500
Carrots	1963	1,365	14.0	19,100	Ton	23.50	449,000
	1962	1,960	20.0	39,200		25.00	980,000
Cauliflower	1963	189	4.0	760	Ton	130.00	98,300
	1962	217	5.0	1,090		127.00	138,000
Celery	1963	146	22.1	3,230	Ton	47.00	152,000
	1962	100	1,000.	100,000	63# ) Pkg.)	1.90	190,000
Corn, sweet Shipping	1963	215	200.	43,000	46# )	2.15	92,400
	1962	1,070	170.	182,000	Pkg.)	1.75	319,000
Cucumbers	1963	1,156	14.0	16,200	Ton	55.00	891,000
	1962	1,100	14.7	16,200		56.00	907,000
Lettuce, head	1963	61	407.	24,800	43# )	1.56	38,700
	1962	None			Pkg.)		
Melons, Total	1963	2,399	12.58	30,190	Ton	41.59	1,255,500
	1962	2,117	11.86	25,110		37.38	938,600
Cantaloupe	1963	223	6.5	1,450	Ton	87.00	126,000
	1962	269	6.7	1,800		75.00	135,000
Casaba	1963	310	15.0	4,650	Ton	25.00	116,000
	1962	148	16.5	2,440		20.00	48,800
Cranshaw	1963	139	8.0	1,110	Ton	50.00	55,500
	1962	132	8.0	1,060		25.00	26,500
Honeydew	1963	431	8.3	3,580	Ton	105.00	376,000
	1962	390	6.5	2,540		110.00	279,000
Persian	1963	None					
Watermelon	1962	45	6.0	270	Ton	90.00	24,300
	1963	1,296	15.0	19,400		30.00	582,000
Onions, dry Early	1963	1,493	750.0	1,120,000	50# )	1.80	2,016,000
	1962	1,210	760.0	920,000	Sack)	1.35	1,242,000
Late	1963	586	1,200.0	703,000	50# )	1.85	1,301,000
	1962	705	880.0	620,000	Sack)	1.25	775,000

SAN JOAQUIN COUNTY 1963  
AGRICULTURAL COMMISSIONER'S REPORT

VEGETABLE CROPS: ACREAGE, PRODUCTION, AND VALUE, 1962 & 1963 (Cont'd.)

Crop	Year	Harvested Acreage	Production		Unit	Value	
			Per Acre	Total		Per Unit	Total
Peppers, All	1963	563	15.0	8,450	Ton	55.00	\$ 465,000
	1962	550	17.0	9,350		47.00	439,000
Potatoes	1963	3,871	315.0	1,220,000	Cwt.	2.25	2,736,000
	1962	4,790	285.0	1,365,000		2.05	2,799,000
Pumpkins	1963	794	28.0	22,200	Ton	10.00	222,000
	1962	860	15.0	12,900		20.00	258,000
Squash	1963	393	20.0	7,860	Ton	20.00	157,000
	1962	354	20.5	7,260		18.00	131,000
Sweetpotatoes	1963	520	165.0	85,800	50# ) Bskt)	2.25	193,000
	1962	713	200.0	143,000		3.00	429,000
Tomatoes, Total	1963	33,000	23.6	778,100	Ton	27.50	21,407,000
	1962	42,310	21.5	911,000		29.24	26,638,000
Shipping	1963			18,400	Ton	128.40	2,363,000
	1962			15,800		124.40	1,966,000
Processing ) Round )	1963	32,034	23.0	737,000	Ton	25.00	18,425,000
	1962	40,500	21.2	859,000		27.50	23,622,000
Processing ) Pear )	1963	965	23.5	22,700	Ton	27.25	619,000
	1962	1,810	20.0	36,200		29.00	1,050,000
Beets ) Spinach ( ) Green Peas)	1963	587	4.5	2,640	Ton	36.60	96,600
	1962	820	3.44	2,820		45.00	127,000
Truck Garden Misc. Garden	1963	2,300					2,070,000
	1962	2,000					1,500,000
TOTAL	1963	95,368	XXXX	XXXXXX		XXX	\$ 53,823,300
	1962	106,581	XXXX	XXXXXX		XXX	56,455,100

SAN JOAQUIN COUNTY 1963  
AGRICULTURAL COMMISSIONER'S REPORT

FRUIT & NUT CROPS: ACREAGE, PRODUCTION, AND VALUE, 1962 & 1963

Crop	Year	Harvested Acreage	Production		Unit	Value	
			Per Acre	Total		Per Unit	Total
Almonds	1963	12,613	1.00	12,600	Ton	600.00	\$ 7,560,000
	1962	11,677	1.13	13,200		645.00	8,514,000
Almond Hulls	1963			7,570	Ton	10.00	75,700
	1962			7,000		10.00	70,000
Apricots, Total	1963	2,552	8.05	20,532	Ton	91.26	1,873,800
	1962	2,341	6.76	15,825		115.17	1,822,500
Dried	1963			32	Ton	900.00	28,800
	1962			25		900.00	22,500
Processing	1963			20,500	Ton	90.00	1,845,000
	1962			15,800		114.00	1,800,000
Bushberries	1963	175	4.00	700	Ton	280.00	196,000
	1962	181	4.75	860		240.00	206,000
Cherries, Total	1963	6,840	2.00	13,680	Ton	479.68	6,562,000
	1962	6,117	2.47	15,390		452.37	6,962,000
Fresh Market	1963			7,180	Ton	665.00	4,775,000
	1962			7,970		650.00	5,181,000
Processing	1963			6,500	Ton	275.00	1,787,000
	1962			7,420		240.00	1,781,000
Grapes, All, Total	1963	46,208	6.93	319,967	Ton	61.73	19,751,500
	1962	45,277	7.35	333,000		70.39	23,438,700
Table, All, Total	1963	23,745	7.75	183,967	Ton	62.86	11,563,500
	1962	23,347	8.1	189,100		69.76	13,190,700
Tokay	1963	22,264	8.07	179,743	Ton	63.45	11,404,000
	1962	21,835	8.41	183,700		70.44	12,940,000
Fresh ) Market)	1963			3,622,000	28# )	2.00	7,244,000
	1962			3,834,000		Pkg.)	1.90
Crushed	1963			128,000	Ton	32.50	4,160,000
	1962			130,000		43.50	5,655,000
Other Table, Total	1963	1,481	2.85	4,224	Ton	37.76	159,500
	1962	1,512	3.57	5,400		46.43	250,700
Fresh ) Market)	1963			8,660	28# )	2.83	24,500
	1962			3,740		Pkg.)	2.60
Crushed	1963			4,100	Ton	33.00	135,000
	1962			5,350		45.00	241,000
Wine Varieties, Total	1963	22,463	6.05	136,000	Ton	60.21	8,188,000
	1962	21,930	6.56	143,900		71.22	10,248,000
Fresh ) Market)	1963			23,000	Ton	130.00	2,990,000
	1962			23,900		120.00	2,868,000
Crushed	1963			113,000	Ton	46.00	5,198,000
	1962			120,000		61.50	7,380,000



SAN JOAQUIN COUNTY 1963  
AGRICULTURAL COMMISSIONER'S REPORT

FRUIT & NUT CROPS: ACREAGE, PRODUCTION, AND VALUE, 1962 & 1963 (Cont'd.)

Crop	Year	Harvested Acreage	Production		Unit	Value	
			Per Acre	Total		Per Unit	Total
Nectarines	1963	210	4.81	1,010	Ton	186.00	\$ 188,000
	1962	193	5.00	965		182.00	176,000
Olives	1963	399	2.00	798	Ton	195.00	156,000
	1962	398	3.00	1,190		178.00	212,000
Peaches, All, Total	1963	10,390	12.95	134,598	Ton	61.52	8,280,100
	1962	9,385	11.83	111,007		63.79	7,080,900
Clingstone Processing	1963	8,453	13.6	115,000	Ton	63.00	7,245,000
	1962	7,332	12.0	88,000		68.00	5,984,000
Freestone, Total	1963	1,937	10.1	19,598	Ton	52.82	1,035,100
	1962	2,053	11.2	23,007		47.68	1,096,900
Fresh Market	1963			91,500	24# )	1.75	160,000
	1962			106,000	Pkg.)	1.50	159,000
Processing	1963			18,500	Ton	45.00	833,000
	1962			21,700		42.50	922,000
Dried	1963			78	Ton	540.00	42,100
	1962			35		455.00	15,900
Pears, Bartlett Processing	1963	378	4.5	1,700	Ton	110.00	187,000
	1962	224	10.3	2,310		77.00	178,000
Plums	1963	856	140.0	120,000	27# )	3.40	408,000
	1962	809	125.0	101,000	Pkg.)	3.50	354,000
Strawberries, Total	1963	410	6.67	2,733	Ton	284.67	778,000
	1962	492	7.93	3,903		252.11	984,000
Fresh Market	1963			873	Ton	420.00	367,000
	1962			963		350.00	337,000
Processing	1963			1,860	Ton	220.00	411,000
	1962			2,940		220.00	647,000
Walnuts English	1963	17,178	.75	12,900	Ton	470.00	6,063,000
	1962	16,476	.82	13,500		471.00	6,359,000
Black	1963	500	1.0	500	Ton	50.00	25,000
	1962	482	1.1	532		50.00	26,600
Miscellaneous Apples, Chest- nuts, Figs, Oranges, Pecans Persimmons Prunes	1963	620					310,000
	1962	613					307,000
	1963		XXXX	XXXXXX		XXX	\$ 52,414,100
	1962		XXXX	XXXXXX		XXX	56,690,700

SAN JOAQUIN COUNTY 1963  
AGRICULTURAL COMMISSIONER'S REPORT

LIVESTOCK AND POULTRY: PRODUCTION AND VALUE, 1962 & 1963

Item	Year	Production		Unit	Value	
		No. head	Total liveweight		Per Unit	Total
Cattle and calves	1963	114,000	596,000	Cwt.	21.70	\$ 12,925,000
	1962	112,500	619,000		22.70	14,051,000
Sheep and lambs	1963	60,100	64,400	Cwt.	16.45	1,059,000
	1962	72,600	77,200		14.00	1,081,000
Hogs and pigs	1963	41,200	82,900	Cwt.	17.45	1,447,000
	1962	40,000	72,800		17.50	1,274,000
Broilers and fryers	1963	5,318,000	18,613,000	Lb.	.17	3,164,000
	1962	4,800,000	16,800,000		.17	2,856,000
Other chickens	1963	1,216,000	7,296,000	Lb.	.12	876,000
	1962	800,000	4,800,000		.12	576,000
Turkeys	1963	75,000	1,500,000	Lb.	.25	375,000
	1962	80,000	2,000,000		.23	460,000
Miscellaneous Poultry						
Pheasants, Squabs	1963	100,000		Each	2.00	200,000
Ducks, etc.	1962	100,000			2.00	200,000
TOTAL	1963	XXXXXX	XXXXXX		XXX	\$ 20,028,000
	1962	XXXXXX	XXXXXX		XXX	20,498,000

APIARY PRODUCTS: PRODUCTION AND VALUE, 1962 & 1963

Crop	Year	Total	Unit	Per Unit	Total
Honey	1963	1,185,000	Lb.	.14	\$ 166,000
	1962	1,066,000		.12	128,000
Beeswax	1963	16,300	Lb.	.45	7,340
	1962	14,600		.46	6,700
Package Bees	1963	33,500	Lb.	1.17	39,200
	1962	2,500		1.25	3,100
Queen Bees	1963	14,000	Each	1.25	17,500
	1962	10,300		1.25	12,900
Pollination	1963	19,900	Colony	4.45	88,600
	1962	20,800		3.50	72,800
TOTAL	1963	XXXXXX		XXX	\$ 318,640
	1962	XXXXXX		XXX	223,500

SAN JOAQUIN COUNTY 1963  
AGRICULTURAL COMMISSIONER'S REPORT

LIVESTOCK AND POULTRY PRODUCTS: PRODUCTION & VALUE, 1962 & 1963

Item	Year	Production	Unit	Value	
				Per Unit	Total
Milk Market	1963	3,445,000	Cwt.	4.00	\$ 13,780,000
	1962	3,272,000		4.09	13,219,000
Manufacturing	1963	1,740,000	Cwt.	3.20	5,568,000
	1962	2,059,000		3.24	6,651,000
Wool	1963	623,701	Lb.	.60	374,000
	1962	725,000		.63	457,000
Eggs, chicken Market	1963	29,913,000	Doz.	.35	10,470,000
	1962	23,500,000		.30	7,050,000
TOTAL	1963	XXXXX		XXX	\$ 30,192,000
	1962	XXXXX		XXX	27,377,000

JANUARY 1 INVENTORIES OF LIVESTOCK & POULTRY, 1962 & 1963  
IN NUMBER OF HEAD

Item	January 1, 1963	January 1, 1962
Cattle and calves		
All	181,900	165,700
Milk cows 2 years and over	58,900	60,400
Sheep and lambs		
All	53,400	58,000
Hogs and pigs	25,800	26,200
Hens and pullets of laying age	1,496,000	1,175,000

SAN JOAQUIN COUNTY 1963  
 AGRICULTURAL COMMISSIONER'S REPORT

SUMMARY

Item	1963	1962
Vegetable Crops	\$ 53,823,300	\$ 56,455,100
Fruit & Nut Crops	52,414,100	56,690,700
Field Crops	46,709,984	45,089,886
Seed Crops	3,151,600	2,814,500
Nursery Products	2,251,600	2,008,560
Apiary Products	318,640	223,500
Livestock & Poultry Products	30,192,000	27,377,000
Livestock & Poultry	<u>20,028,000</u>	<u>20,498,000</u>
TOTAL	\$ 208,889,224	\$ 211,157,246

SAN JOAQUIN COUNTY'S TEN LEADING CROPS

1963			1962		
Crop	Acreage	Value	Crop	Acreage	Value
Tomatoes	33,000	\$ 21,407,000	Tomatoes	42,310	\$ 26,638,000
Asparagus	45,600	20,134,000	Grapes	45,277	23,438,000
Grapes	46,208	19,751,500	Milk	5,331,000 cwt.	19,870,000
Milk	5,185,000 cwt.	19,348,000	Asparagus	45,600	18,584,000
Beef	596,000 cwt.	12,925,000	Beef	619,000 cwt.	14,051,000
Alfalfa	70,900	12,588,000	Alfalfa	70,000	12,075,000
Eggs	29,913,000 doz.	10,470,000	Almonds	11,677	8,514,000
Sugar Beets	27,800	8,716,000	Sugar Beets	27,800	7,695,000
Peaches	10,390	8,274,100	Peaches	9,385	7,080,900
Almonds	12,613	<u>7,560,000</u>	Eggs	23,500,000 doz.	<u>7,050,000</u>
		\$ 141,173,600			\$ 144,995,900

SAN JOAQUIN COUNTY 1963  
AGRICULTURAL COMMISSIONER'S REPORT

FIELD CROPS

Barley

A poor growing season due to excessive spring rains resulted in lower yields of poor quality grain.

Beans, dry edible

About 25% of the bean acreage was not harvested due to continued rains at harvest time. Growing conditions up to harvest time were favorable and yield per acre increased. Higher prices prevailed to bring a slight increase for the year.

Corn

High moisture content and delayed harvest caused by continued rain had little effect on quality. Yield and price were a little better than last year.

Hay

Higher prices more than offset a decrease in acreage and production. Total value increased \$690,000.

Rice

Rain and wet weather hampered harvest operations. Hail caused some loss of grain and production was down.

Safflower

Wet weather in the spring damaged early planted safflower. Fields planted after the rains produced good yield and quality.

Silage corn

Increased acreage and value added \$350,000.

Sorghum grain

Acreage increased again this year due to the Feed Grain Program but some of this gain was lost at harvest time when fields became too wet to harvest. Mildew buildup was quite heavy and late harvested grain was of very poor quality.

Sugar Beets

Growing conditions were good until harvest time when rains made it impossible to get into the fields. As weather permits, growers continue to harvest. Sugar companies will remain open as long as sufficient volume is delivered.

Sunflowers

Total value almost doubled this year due to increased acreage and production.

SEED CROPS

Total value of seed crops increased \$324,000 this year. Increased acreage and better production accounted for most of this gain as prices remained about the same as last year.

SAN JOAQUIN COUNTY 1963  
AGRICULTURAL COMMISSIONER'S REPORT

NURSERY PRODUCTS

Field grown vegetable plants gained \$221,000 of the total gain in value of \$243,000 for all nursery products. Indoor decorative plants lost \$3,400 for the largest loss followed by grapevines \$1,200; rose plants \$500 and small fruit plants \$60.

VEGETABLE CROPS

Asparagus

Growing and harvesting conditions were normal this year. Acreage and production remained the same as last year. A better processing price and weaker fresh market price resulted in a larger portion of the crop going to the processor.

Carrots

Acreage, production and price were all down for a loss of \$530,000.

Cauliflower

Acreage and production were down although price was a little better.

Celery

The bulk of the crop this year went to the processor.

Sweet corn

Because of poor market conditions in previous years, growers did not plant this year and acreage dropped 855 acres.

Cucumbers

Acreage increased again this year but price and production were down for a loss of \$16,000.

Melons

Acreage, production and price were all up for an increase of \$300,000.

Onions

An increase of \$770,000 was due mainly to increased price. There was a slight increase in acreage; production remained about the same.

Potatoes

A drop of 1,000 acres was largely offset by better production and price.

Sweetpotatoes

Acreage, production and price were all down for a loss of \$236,000.

Tomatoes

Fear of a shortage of laborers to harvest the crop resulted in a decrease of 9,000 acres. Rains at planting time resulted in staggered plantings which were beneficial at harvest time as all fields were not mature at the same time and a more uniform flow enabled processors to handle the crop.

SAN JOAQUIN COUNTY 1963  
AGRICULTURAL COMMISSIONER'S REPORT

FRUIT & NUT CROPS

Almonds

Production was normal although some tonnage was lost due to rains at harvest time. Mold and staining developed on the shells and a good portion of the crop had to be shelled.

Apricots

Ideal weather produced some of the best crops in history. Some of the better orchards produced as high as 12 and 15 tons per acre. Price was down considerably over last year.

Cherries

Only a small portion of the early varieties was harvested before the rains came and damaged the remaining portion. Later varieties were still immature and were not damaged by the rain. The crop was quite spotted, some trees having an excellent crop and other trees a very light crop. Orchards also varied as to amount of crop produced. In general, sizes were good and brought a good price.

Grapes

Mildew was a problem all season. Vineyards had to be sulfured every 7 to 10 days. Production was down 13,000 tons. Fresh market price was slightly better than last year but winery price was down considerably. Total value was down \$3,687,000.

Peaches

There was a very good peach crop. Clingstone price was down \$5.00 per ton while freestone price increased \$5.00 per ton.

Pears

Probably the poorest pear crop in history. Rains interfered with pollination resulting in a very poor set. At least two orchards were abandoned for a complete crop loss.

Plums

There was a very heavy plum crop; however, wet fields prevented spray applications at the proper time and worm damage was excessive.

Strawberries

Acreage and production were down but fresh market price was a little better.

Walnuts

Walnut Husk Fly injury was evident for the first time this year causing some loss.

LIVESTOCK AND POULTRY

Overall production fell \$470,000 short of last year. Poultry (except turkeys) and hogs showed substantial gain. Cattle and calves registered the greatest loss due lighter weight animals being sold.

SAN JOAQUIN COUNTY 1963  
AGRICULTURAL COMMISSIONER'S REPORT


APIARY PRODUCTS

Increase in the package bee and Queen bee business accounted for most of the gain. Because of fear of injury from pesticides, beekeepers are demanding higher prices for pollination.

LIVESTOCK AND POULTRY PRODUCTS


Chicken eggs showed a \$2,420,000 gain to more than offset a \$600,000 loss in milk and wool.





1964

1964



UNIVERSITY OF CALIFORNIA  
DAVIS  
MAY 2 1965  
LIBRARY

# Agricultural Report

Agricultural Commissioner

Austin E. Mahoney



AUSTIN E. MAHONEY  
AGRICULTURAL COMMISSIONER

SAN JOAQUIN COUNTY

## Department of Agriculture

✓ 1868 EAST HAZELTON AVENUE  
STOCKTON, CALIFORNIA  
P. O. BOX 1809 - PHONE 944-2693

LODI OFFICE  
210 N. SACRAMENTO ST.

MANTECA OFFICE  
392 S. MOFFATT BLVD.

TRACY OFFICE  
503 E. 10TH STREET

ESCALON OFFICE  
1540 ROOSEVELT ST.

TO THE STATE DIRECTOR OF AGRICULTURE AND  
THE HONORABLE BOARD OF SUPERVISORS

Section 65.5 of the California Agricultural Code requires that the Agricultural Commissioner compile a report covering conditions, acreage, production and value of the agricultural products of his county. This is the thirty-first annual report published by this county.

Approximately one hundred commercial crops are covered in this report and, for your easy reference, they are segregated as to their commercial use wherever possible.

Acreages of permanent crops are reported in actual bearing acreages only and other crops are reported in actual harvested acreage. The prices are reported on an F. O. B. basis. COST OF PRODUCTION, HARVESTING, PACKING AND OTHER HANDLING COSTS SHOULD BE DEDUCTED TO ARRIVE AT A TRUE FARM VALUE.

In keeping with the two year reporting system, both the 1963 and the 1964 figures are shown in this report. Some of the figures from the 1963 report have been revised. The new entries have been made in this report.

Copies of this report are sent to a number of persons in other states, to federal, state and county agencies throughout the United States and to an increasing number of organizations and individuals within the state. The members of this department have made every effort to make this report as accurate as possible by checking our figures with every known source of reliable information.

I wish to express my sincere appreciation to all who have assisted my inspectors and deputies by furnishing necessary information to them which has made the compilation of this report possible.

Respectfully submitted,

AGRICULTURAL COMMISSIONER

SAN JOAQUIN COUNTY 1964  
AGRICULTURAL COMMISSIONER'S REPORT

FIELD CROPS: ACREAGE, PRODUCTION, AND VALUE, 1963 & 1964

Crop	Year	Production			Value		
		Harvested Acreage	Per Acre	Total	Unit	Per Unit	Total
Cotton	1964	58,300	1.75	102,000	Ton	44.50	\$ 4,540,000
	1963	74,100	1.5	111,000		43.50	4,835,000
Wool, dry Total	1964	11,110	16.9	178,740	Cwt.	8.79	1,571,800
	1963	10,520	19.27	202,700		10.24	2,075,700
Blackeye	1964	6,500	16.0	104,000	Cwt.	8.00	832,000
	1963	5,670	16.5	93,600		11.50	1,076,000
Kidney	1964	2,830	15.0	42,500	Cwt.	11.00	468,000
	1963	1,320	18.0	23,800		12.00	285,000
Lima	1964	1,120	20.5	23,000	Cwt.	8.00	184,000
	1963	3,230	25.4	82,000		8.35	685,000
Other	1964	660	14.0	9,240	Cwt.	9.50	87,800
	1963	300	11.0	3,300		9.00	29,700
Soybeans	1964	17,900	2.5	44,800	Ton	52.75	2,365,000
	1963	15,200	2.65	40,300		50.75	2,044,000
Soy, Total	1964	85,990	6.59	566,440	Ton	24.53	13,894,800
	1963	88,260	5.84	515,730		26.13	13,500,700
Alfalfa	1964	71,400	7.4	531,000	Ton	24.70	13,109,000
	1963	70,900	6.7	475,000		26.80	12,538,000
Corn	1964	12,300	2.60	32,000	Ton	22.40	717,000
	1963	15,100	2.45	37,000		22.70	840,000
Wheat	1964	2,230	1.50	3,440	Ton	20.00	68,800
	1963	2,260	1.65	3,730		19.50	72,700
Oats	1964	2,980	0.8	2,380	Ton	52.00	123,500
	1963	2,320	0.9	2,030		47.00	98,200
Hay, mixed	1964	331,550			Acre	16.55	5,486,250
	1963	335,130				16.69	5,593,500
Clover	1964	90,700			Acre		4,535,000
	1963	92,400				50.00	4,620,000
Sorghum	1964	150,000			Acre		750,000
	1963	157,000				5.00	785,000
Molasses	1964	850			Acre		21,250
	1963	730				25.00	18,300
Sugarcane	1964	90,000			Acre		180,000
	1963	85,000				2.00	170,000
Peanut	1964	6,180	2.5	15,400	Ton	100.00	1,540,000
	1963	6,780	2.0	13,500		102.00	1,381,000
Sunflower	1964	3,330	1.5	4,950	Ton	80.00	396,000
	1963	6,690	1.25	8,360		80.00	669,000
Miscellaneous	1964	4,700	24.00	113,000	Ton	10.00	1,130,000
	1963	8,550	30.00	111,000		10.00	1,110,000

SAN JOAQUIN COUNTY 1964  
AGRICULTURAL COMMISSIONER'S REPORT

FIELD CROPS: ACREAGE, PRODUCTION, AND VALUE, 1963 & 1964 (Cont'd)

Crop	Year	Harvested Acreage	Production		Unit	Value	
			Per Acre	Total		Per Unit	Total
Sorghum grain	1964	34,500	2.7	93,200	Ton	45.70	\$ 4,259,000
	1963	29,500	2.8	82,600		46.35	3,829,000
Sugar Beets**	1964	35,900	21.0	754,000	Ton	14.50	10,933,000
	1963	27,800	22.0	612,000		14.25	8,716,000
Sunflowers	1964	4,500	1.0	4,500	Ton	140.00	630,000
	1963	5,300	1.75	9,280		140.00	1,299,000
Wheat	1964	10,600	2.0	21,200	Ton	55.00	1,166,000
	1963	8,800	2.0	17,600		65.00	1,144,000
TOTAL	1964	609,530	XXX	XXXX		XXX	\$48,513,650
	1963	616,240	XXX	XXXX		XXX	46,324,600
Feed Grain Program for 1964							
Corn		2,874		Planted--price support.			\$ 31,644
		3,810		Diverted--payment.			139,489
Grain Sorghum		1,248		Planted--price support.			11,048
		2,054		Diverted--payment.			76,591
Barley		4,769		Planted--price support.			34,499
		3,254		Diverted--payment.			79,902
Wheat		3,458		Planted--price support.			64,663
		640		Diverted--payment.			5,447
Land Under Soil Bank		4,213					58,311
TOTAL		26,320					\$ 501,594
Feed Grain Program for 1963							
Corn		4,172				26.64	111,139
Grain Sorghum		5,156				27.66	142,627
Barley		3,321				14.80	49,160
Wheat		952				9.37	8,922
Land Under Soil Bank		7,374					103,236
TOTAL		20,975					\$ 415,084
GRAND TOTAL	1964	635,850					\$49,015,244
	1963	636,915					46,709,984

\*\* Value includes government payment.

SAN JOAQUIN COUNTY 1964  
AGRICULTURAL COMMISSIONER'S REPORT

VEGETABLE CROPS: ACREAGE, PRODUCTION, AND VALUE, 1963 & 1964

Crop	Year	Harvested Acreage	Production		Unit	Value	
			Per Acre	Total		Per Unit	Total
All Crops, Total	1964	43,875	1.35	59,300	Ton	264.67	\$ 15,695,000
	1963	45,600	1.50	68,400		294.36	20,134,000
Asparagus	1964		.35	15,400	Ton	335.00	5,159,000
	1963		.26	11,900		315.00	3,749,000
Cauliflower	1964		1.00	43,900	Ton	240.00	10,536,000
	1963		1.24	56,500		290.00	16,385,000
Cucumbers	1964	120	12.0	1,440	Ton	50.00	72,000
	1963	130	23.5	3,060		26.80	78,200
Eggplant	1964	1,270	21.0	26,700	Ton	20.50	547,000
	1963	1,365	14.0	19,100		23.50	449,000
Green Beans	1964	280	5.0	1,400	Ton	135.00	189,000
	1963	189	4.0	760		130.00	98,000
Kale	1964	110	26.0	2,860	Ton	80.00	229,000
	1963	146	22.1	3,230		47.00	152,000
Lettuce	1964	325	185.	60,100	46# )	2.80	168,000
	1963	215	200.	43,000	Pkg )	2.15	92,400
Onions	1964	1,630	14.0	22,900	Ton	57.00	1,306,000
	1963	1,156	14.0	16,200		55.00	891,000
Peas	1964	180	450.	81,000	45# )	2.35	190,000
	1963	61	407.	24,800	Pkg )	1.56	38,700
Potatoes	1964	2,075	10.55	21,830	Ton	49.46	1,085,700
	1963	2,399	12.58	30,190		41.59	1,255,500
Spinach	1964	211	6.0	1,270	Ton	80.00	102,000
	1963	223	6.5	1,450		87.00	126,000
Squash	1964	204	15.0	3,060	Ton	29.00	88,700
	1963	310	15.0	4,650		25.00	116,000
Tomatoes	1964	150	8.5	1,280	Ton	91.00	116,000
	1963	139	8.0	1,110		60.00	66,600
Winter Squash	1964	530	7.5	3,980	Ton	27.00	546,000
	1963	431	8.3	3,580		105.00	376,000
Zucchini	1964	280	12.5	12,300	Ton	38.00	451,000
	1963	1,296	15.0	19,400		30.00	582,000
Other	1964	1,360	760.	1,034,000	50# )	.50	517,000
	1963	1,493	750.	1,120,000	Sack)	1.80	2,016,000
Total	1964	835	1,100.	919,000		1.85	1,241,000
	1963	586	1,200.	703,000		1.85	1,201,000

SAN JOAQUIN COUNTY 1964  
AGRICULTURAL COMMISSIONER'S REPORT

VEGETABLE CROPS: ACREAGE, PRODUCTION, AND VALUE, 1963 & 1964 (Cont'd)

Crop	Year	Harvested Acreage	Production		Unit	Value	
			Per Acre	Total		Per Unit	Total
Peppers	1964	730	12.0	8,760	Ton	45.00	\$ 394,000
	1963	563	15.0	8,450		55.00	465,000
Potatoes	1964	3,600	325.0	1,170,000	Cwt.	3.10	3,627,000
	1963	3,871	315.0	1,220,000		2.25	2,736,000
Pumpkins	1964	740	28.0	20,700	Ton	10.00	207,000
	1963	794	28.0	22,200		10.00	222,000
Squash	1964	345	15.0	5,180	Ton	25.00	130,000
	1963	393	20.0	7,860		20.00	157,000
Sweetpotatoes	1964	350	155.0	54,300	50# )	5.00	271,000
	1963	520	165.0	85,800	Bskt)	2.25	193,000
Tomatoes, Total	1964	38,030	23.4	889,800	Ton	27.21	24,211,000
	1963	33,000	23.6	778,100		27.50	21,407,000
Shipping	1964			17,800	Ton	128.40	2,286,000
	1963			18,400		128.40	2,363,000
Processing Round	1964	35,800	23.0	823,000	Ton	25.00	20,575,000
	1963	32,034	23.0	737,000		25.00	18,425,000
Processing Pear	1964	2,320	22.5	50,000	Ton	27.00	1,350,000
	1963	965	23.5	22,700		27.25	619,000
Beets, Spinach Green Peas	1964	475					110,000
	1963	587					96,000
Truck Garden Misc. Garden	1964	2,560					2,300,000
	1963	2,300					2,070,000
TOTAL	1964	95,890	XXX	XXXXX		XXXX	\$52,486,700
	1963		XXX	XXXXX		XXXX	53,852,400

SAN JOAQUIN COUNTY 1964  
AGRICULTURAL COMMISSIONER'S REPORT

FRUIT & NUT CROPS: ACREAGE, PRODUCTION, AND VALUE, 1963 & 1964

Crop	Year	Harvested Acreage	Production		Unit	Value	
			Per Acre	Total		Per Unit	Total
Almonds	1964	12,780	1.40	17,000	Ton	660.00	\$11,809,000
	1963	12,613	1.00	12,600		600.00	7,560,000
Almond Hulls	1964			10,000	Ton	10.00	100,000
	1963			7,570		10.00	75,700
Apples	1964	2,607	7.1	18,500	Ton	115.00	2,128,000
	1963	2,552	8.05	20,532		91.26	1,873,800
Apricots	1964	161	4.00	645	Ton	300.00	194,000
	1963	175	4.00	700		280.00	196,000
Apples, Total	1964	7,845	2.83	22,200	Ton	434.86	9,654,000
	1963	6,840	2.00	13,680		479.28	6,562,000
Brazil Market	1964			11,400	Ton	610.00	6,954,000
	1963			7,180		665.00	4,775,000
Brazil Processing	1964			10,800	Ton	250.00	2,700,000
	1963			6,500		275.00	1,787,000
Brazil, Total	1964	45,711	6.12	279,822	Ton	78.52	22,084,000
	1963	46,208	6.93	319,967		61.75	19,751,500
Brazil, All, Total	1964	23,683	6.66	157,822	Ton	75.36	11,894,000
	1963	23,745	7.75	183,967		62.86	11,563,500
Brazil, Total	1964	22,085	6.91	152,600	Ton	78.50	11,674,000
	1963	22,264	8.07	179,745		65.45	11,404,000
Brazil	1964			3,877,000	28# )	2.00	7,754,000
	1963			3,622,000	Pkg )	2.00	7,244,000
Brazil	1964			98,000	Ton	40.00	3,920,000
	1963			128,000		32.50	4,160,000
Brazil Table	1964	1,553	3.36	5,222	Ton	42.15	220,000
	1963	1,481	2.85	4,224		37.75	159,500
Brazil	1964			8,000	28# )	2.00	16,000
	1963			8,680	Pkg )	2.85	24,500
Brazil	1964			5,100	Ton	40.00	204,000
	1963			4,100		33.00	135,000
Brazil	1964	22,073	5.53	122,000	Ton	33.52	10,120,000
	1963	22,463	6.05	136,000		60.21	8,188,000
Brazil	1964			22,000	Ton	145.00	3,190,000
	1963			23,000		130.00	2,990,000
Brazil	1964			100,000	Ton	70.00	7,000,000
	1963			113,000		46.00	5,198,000
Brazil	1964	210	6.5	1,370	Ton	178.00	244,300
	1963	210	4.8	1,010		130.00	132,300



SAN JOAQUIN COUNTY 1964  
AGRICULTURAL COMMISSIONER'S REPORT

FRUIT & NUT CROPS: ACREAGE, PRODUCTION, AND VALUE, 1963 & 1964 (Cont'd)

Crop	Year	Harvested Acreage	Production		Unit	Value	
			Per Acre	Total		Per Unit	Total
	1964	360	1.50	540	Ton	125.00	\$ 67,500
	1963	399	2.00	798		195.00	156,000
All Total	1964	10,404	15.01	156,161	Ton	65.45	10,221,000
	1963	10,390	12.95	134,598		61.52	8,289,100
Apples	1964	8,520	15.0	128,000	Ton	67.00	8,576,000
	1963	8,453	13.6	115,000		63.00	7,245,000
Peaches, Total	1964	1,884	14.9	28,161	Ton	58.41	1,645,000
	1963	1,937	10.1	19,598		52.82	1,035,000
Pears	1964			88,100	74# )	1.75	154,000
	1963			91,500	Pkg )	1.75	160,000
Plums	1964			27,100	Ton	55.00	1,491,000
	1963			18,500		45.00	833,000
Almonds	1964	378	9.8	3,690	Ton	90.00	332,000
	1963	378	4.8	1,700		110.00	137,000
Walnuts	1964	813	151.0	123,000	37# )	2.30	520,000
	1963	858	140.0	120,000	Pkg )	3.40	408,000
Chickpeas	1964	240	5.65	1,350	Ton	311.11	420,000
	1963	410	6.67	2,733		234.67	778,000
Lentils	1964			600	Ton	450.00	270,000
	1963			877		420.00	367,000
Beans	1964			750	Ton	280.00	210,000
	1963			1,360		290.00	414,000
Soybeans	1964	16,956	.75	12,700	Ton	465.00	5,901,000
	1963	17,178	.75	12,800		470.00	6,063,000
Cotton	1964	574	1.0	574	Ton	50.00	28,700
	1963	500	1.0	500		50.00	25,000
Corn	1964	620					310,000
	1963	670					335,000
Sorghum	1964	20,257	XXX	XXX		XXX	44,513,000
	1963	21,770	XXX	XXX		XXX	50,414,000

SAN JOAQUIN COUNTY 1964  
AGRICULTURAL COMMISSIONER'S REPORT

SEED CROPS: ACREAGE, PRODUCTION, AND VALUE, 1963 & 1964

Crop	Year	Production			Unit	Value	
		Harvested Acreage	Per Acre	Total		Per Unit	Total
Alfalfa	1964	110	300	33,000	lb.	.45	\$ 14,850
	1963	100	400	40,000		.47	18,800
Barley	1964			8,800	lb.	2.00	17,600
	1963			8,800		2.50	14,500
Cotton	1964	4,100	4,000	16,400,000	Lb.	.024	394,000
	1963	3,000	3,000	9,120,000		.028	259,000
Corn	1964	400	14.8	5,920	Cwt.	14.00	82,880
	1963	2,570	14.0	36,000		14.50	521,000
Soybeans	1964	1,700	14.5	24,550	Cwt.	11.80	289,690
	1963	6,192	13.0	80,500		13.00	1,046,500
Wheat	1964	100	10.4	1,040	Cwt.	14.75	38,800
	1963	87	13.0	1,130		15.00	16,950
Oats	1964	37	13.0	481	Cwt.	13.50	6,495
	1963	31	13.2	410		13.00	5,330
Rye	1964	43	11.7	503	Cwt.	15.00	7,545
	1963	20	10.0	200		18.00	3,600
Tritic	1964	130	300	39,000	Lb.	.65	25,350
	1963	114	300	34,200		.50	17,100
Clover	1964	740	2,000	1,480,000	lb.	.05	74,000
	1963	203	2,000	1,450,000		.05	72,500
Lentils	1964	170	300	51,000	Lb.	1.50	76,500
	1963	100	300	30,000		1.15	34,500
Mung Beans	1964	300	331	99,300	Cwt.	3.30	327,690
	1963	200	202	40,400		2.00	80,800
Peanut	1964	710	2,170	1,538,700	lb.	.05	76,935
	1963	630	2,450	1,552,500		.05	77,625
Sorghum	1964	470	730	343,100	Lb.	1.20	411,720
	1963	340	370	126,800		1.35	171,060
Soybean Meal	1964	670	1,000	6,700,000	Lb.	.05	335,000
	1963	305	4,000	1,220,000		.04	48,800
Total	1964	11,000	XXX	XXXX		XXX	\$ 3,370,500
	1963	10,000	XXX	XXXX		XXX	3,160,500

SAN JOAQUIN COUNTY 1964  
AGRICULTURAL COMMISSIONER'S REPORT

NURSERY PRODUCTS: PRODUCTION AREA, SALES, AND VALUES, 1963 & 1964

Item	Year	Production area		Quantity sold by Producers	Unit	Value	
		House sq. ft.	Field acres			Per Unit	Total
Various Fruit & Nut trees	1964		178	489,500	Plant	1.05	\$ 513,975
	1963		175	480,000		1.00	480,000
Various shrubs	1964		7.5	243,750	Plant	.10	24,375
	1963		8.0	260,000		.10	26,000
Various plants	1964		2.5	15,000	Plant	1.25	18,800
	1963		2.5	15,000		1.25	18,800
Various fruit plants	1964		.5	6,000	Plant	.25	1,500
	1963		.5	6,000		.25	1,500
Various plants	1964		729	169,620,000	Plant	XXX	304,500
Various trees, Total	1964		723	168,000,000			304,500
Various shrubs	1964			75,000,000	Plant	.007	525,000
	1963			82,000,000		.007	574,000
Various plants	1964			7,700,000	Plant	.009	69,300
	1963			7,500,000		.009	67,500
Various plants	1964			55,000,000	Plant	.001	55,000
	1963			51,000,000		.001	51,000
Various plants	1964			6,500,000	Plant	.006	39,000
	1963			7,500,000		.006	45,000
Various plants	1964			25,000,000	Plant	.007	175,000
	1963			20,000,000		.006	120,000
Various plants	1964		14.10	268,000	Plant	1.05	281,400
	1963		13.0	230,000		1.05	241,500
Various plants	1964	40,000		133,000	Flat	1.00	212,800
	1963	40,000		133,000		1.00	221,000
Various plants	1964	20,000		1,350,000	Plant	.25	310,500
	1963	80,000		1,150,000		.25	287,500
Various plants	1964	46,000		105,800	Plant	1.25	132,250
	1963	34,000		78,000		1.15	84,000
Various plants	1964			42,000	Plant	.45	18,900
	1963			40,000		.50	20,000
Various plants	1964		2.5	11,000	Each	.75	8,250
	1963		2.6	11,000		.75	8,250
Various plants	1964			560,000	Each	.05	28,000
	1963			550,000		.05	27,500
Various plants, etc.	1964	XXX	XX	XXXXXX		XX	\$ 3,414,100
	1963	XXX	XX	XXXXXX		XX	2,251,600

Includes: broad-leaved evergreens, coniferous evergreens, deciduous shade trees and shrubs, etc.

SAN JOAQUIN COUNTY 1964  
AGRICULTURAL COMMISSIONER'S REPORT

LIVESTOCK AND POULTRY: PRODUCTION AND VALUE, 1963 & 1964

	Year	Production		Unit	Value	
		No. head	Total liveweight		Per Unit	Total
Cattle	1964	94,500	535,000	Cwt.	17.30	\$ 10,072,000
	1963	114,000	540,000		21.70	12,026,000
Hogs	1964	57,500	60,800	Cwt.	17.00	1,047,000
	1963	60,100	64,400		16.45	1,061,000
Sheep	1964	37,000	38,500	Cwt.	16.20	1,150,000
	1963	41,000	42,000		14.37	1,447,000
Dairy Cows	1964	4,250,000	14,875,000	Lb.	1.19	1,773,000
	1963	5,518,000	18,515,000		1.17	2,154,000
Beef Cows	1964	1,502,000	2,012,000	Lb.	1.17	2,091,000
	1963	1,216,000	1,727,000		1.15	1,870,000
Calves	1964	85,000	2,168,000	Lb.	1.20	498,000
	1963	73,000	1,800,000		1.25	675,000
Poultry	1964	71,000		Each	1.00	71,000
	1963	100,000			2.00	200,000
Total	1964	XXXXX	XXXXX		XXX	\$ 17,305,000
	1963	XXXXX	XXXXX		31X	20,042,000

APIARY PRODUCTS: PRODUCTION AND VALUE, 1963 & 1964

	Year	Production Total	Unit	Per Unit	Total Value
Honey	1964	1,180,000	Lb.	1.14	\$ 1,345,000
	1963	1,134,000		1.14	1,293,000
Bee Pollen	1964	12,000	Lb.	1.40	16,800
	1963	14,000		1.40	19,600
Propolis	1964	37,500	Lb.	1.20	45,000
	1963	26,000		1.17	30,420
Beeswax	1964	11,000	Each	1.50	16,500
	1963	14,000		1.15	16,100
Candles	1964	18,000	Cwt long	4.00	72,000
	1963	17,000		4.43	75,310
Total	1964	1,247,500		1.17	\$ 1,558,300
	1963	1,191,000		1.17	1,384,420

SAN JOAQUIN COUNTY 1964  
AGRICULTURAL COMMISSIONER'S REPORT

LIVESTOCK AND POULTRY PRODUCTS: PRODUCTION & VALUE, 1963 & 1964

Item	Year	Production	Unit	Value	
				Per Unit	Total
Milk Market	1964	4,140,000	Cwt.	4.05	\$ 16,767,000
	1963	3,465,000		4.01	13,895,000
Manufacturing	1964	1,143,000	Cwt.	3.25	3,829,000
	1963	1,678,000		3.23	5,420,000
Eggs	1964	566,800	Lb.	.61	346,000
	1963	623,700		.60	374,000
Eggs, chicken Market	1964	31,176,000	Doz.	.34	10,600,000
	1963	29,913,000		.35	10,470,000
TOTAL	1964	XXXXX		XXX	\$ 31,542,000
	1963	XXXXX		XXX	30,159,000

JANUARY 1 INVENTORIES OF LIVESTOCK & POULTRY, 1963 & 1964  
IN NUMBER OF HEAD

Item	January 1, 1964	January 1, 1963
Cows and calves	185,000	177,100
Milk cows 2 years and over	55,500	58,400
Hogs and pigs	54,500	53,400
Cattle and pigs	30,500	29,300
Chickens and pullets of laying age	1,560,000	1,430,000

\*\* Value includes government payment

SAN JOAQUIN COUNTY 1964  
AGRICULTURAL COMMISSIONER'S REPORT

PERMANENT CROPS

Crop & Variety	Bearing Acreage	Non-Bearing Acreage	Crop & Variety	Bearing Acreage	Non-Bearing Acreage
GRAPES (Table)					
Almeria	.0	16.7	Almeria	11.5	.0
Black Prince	751.0	27.3	Black Prince	60.4	.0
Cardinal	126.3	19.3	Cardinal	153.6	.0
Cornichon	50.8	1.5	Cornichon	44.9	.0
Dattier de Beyrouth	737.7	5.5	Dattier de Beyrouth	6.1	.0
Emperor	15.3	862.0	Emperor	100.6	.0
Lady Fingers	3,595.4	947.1	Lady Fingers	12.7	.0
Malaga	549.1	273.1	Malaga	23.3	.0
Ribier	6,572.6	3,632.5	Ribier	110.7	.0
Tokay	342.0	170.2	Tokay	22,084.6	457.6
Verdal	38.3	7.3	Verdal	10.0	.0
Other	12,778.5	5,362.5	Other	17.5	.1
			TOTAL	22,675.9	457.7
GRAPES (Wine)					
Alicante Bouschet	.0	9.0	Alicante Bouschet	2,109.5	8.3
Black Malvoisie	.0	5.3	Black Malvoisie	48.2	.0
Burger	7.3	.0	Burger	557.5	6.0
Carignane	1.6	8.2	Carignane	6,815.6	466.5
Columbar	9.2	22.4	Columbar	20.2	.0
France Columbar			France Columbar	42.8	.0
Golden Chasselas			Golden Chasselas	53.0	.0
Cray Riesling	1,537.9	105.5	Cray Riesling	35.2	.0
Grenache	1,008.2	86.7	Grenache	2,655.3	212.2
Mission	4	.0	Mission	1,512.7	77.2
Mondeuse	5,607.2	221.3	Mondeuse	21.7	.0
Palomino			Palomino	721.2	.0
Petite Bouschet			Petite Bouschet	25.5	.0
Petite Blach			Petite Blach	202.7	83.0
Ruby Cabernet	4,587.0	263.0	Ruby Cabernet	32.0	.0
Salvador	517.3	22.0	Salvador	240.2	11.5
Sauvignon blanc	12.3	.0	Sauvignon blanc	23.0	.0
Semillon	107.7	.0	Semillon	47.0	.3
St. Madira	335.0	17.0	St. Madira	32.0	.0
Tinta Madira	24.1	.0	Tinta Madira	32.3	.0
Valpensee	1,124.5	235.7	Valpensee	128.2	25.0
Zinfandel	73.2	33.0	Zinfandel	6,432.6	963.3
Other White	11.3	212.2	Other White	57.3	102.9
Other Pink	2,322.2	1,403.6	Other Pink	0.8	5.0
			TOTAL	22,072.7	1,266.2
NECTARINES					
Early San Grand	36.2	7.3	Early San Grand	9.4	.0
Late Le Grand			Late Le Grand	60.6	14.6
Le Grand			Le Grand	73.1	.3
San Grand	3.4	.0	San Grand	12.3	.0
Red King	1.1	.0	Red King	2.1	.0
Other	1.1	.0	Other	2.7	11.2
	4.1	7.3	TOTAL	157.2	25.8

SAN JOAQUIN COUNTY 1964  
AGRICULTURAL COMMISSIONER'S REPORT

PERMANENT CROPS (Cont'd)

Crop & Variety	Bearing Acreage	Non-Bearing Acreage	Crop & Variety	Bearing Acreage	Non-Bearing Acreage
<b>OLIVES</b>			<b>PEARS</b>		
Arcolano	33.1	.0	Bartlett	375.4	668.9
Manzanillo	193.5	21.6	Winter Nelis	.4	3.5
Mission	91.5	.1	Other	.3	10.5
Other	6.7	.0	<b>TOTAL</b>	<b>376.1</b>	<b>682.9</b>
<b>TOTAL</b>	<b>359.8</b>	<b>21.7</b>			
<b>PEACHES (Cling)</b>			<b>PECAN (All)</b>		
Andera	114.9	.0		3.4	.0
Carolyn	312.1	82.7	<b>PERSIMMONS (All)</b>		
Carroll	119.9	.0		.8	.4
Carson	81.6	62.6	<b>PLUMS</b>		
Carson	219.3	49.1	Ace	13.6	.0
Carter	529.4	23.9	Duarte	65.9	2.4
Dixon	650.0	220.5	El Dorado	142.7	30.6
Fortuna	297.3	18.3	El Dorado	43.8	46.1
Gaume	1,085.4	37.9	Laroda	14.9	.8
Halford	2,141.5	201.2	Late Santa Rosa	33.6	30.4
Johnson	32.0	.0	Nubiana	28.2	.4
Libbee	29.3	.0	President	12.2	1.6
Palero	860.7	74.6	Queen Ann	251.5	26.2
Pak	116.1	.0	Santa Rosa	11.8	18.2
Phillips	36.8	.0	Satsuma	30.2	.1
Quinta	52.4	.0	Sugar Plums	146.2	29.8
Stanford	87.0	12.6	Tragedy	18.3	9.7
Stark	255.9	82.7	<b>TOTAL</b>	<b>812.9</b>	<b>196.3</b>
Stark (Gomes)	627.2	38.4	<b>PRUNES</b>		
Stark	55.4	.0	French	31.0	19.4
Vivian	385.8	40.5	Italian	.1	.0
Wilder	147.1	132.9	Robe de Sergeant	.7	.0
Zalozzi	141.0	2.0	<b>TOTAL</b>	<b>31.8</b>	<b>19.4</b>
Other	141.4	127.5	<b>WALNUTS</b>		
<b>TOTAL</b>	<b>8,519.5</b>	<b>1,207.4</b>	Concord	30.6	.0
<b>PEACHES (Freestone)</b>			Eureka	4,951.1	1,014.7
Alamo	31.6	.0	Franquette	3,638.0	45.7
Elberta	675.0	15.4	Hartley	1,880.2	1,456.2
Big Elberta	816.4	69.0	Mayette	560.9	8.0
J. H. Hale	41.9	2.2	Nugget	.0	84.0
Late Hale	28.7	1.9	Payne	5,478.8	878.8
Jim Elberta	34.9	1.7	Placentia	96.4	.0
Lovell	16.7	1.8	Waterloo	218.2	58.9
Mair	15.0	2.8	Grove	85.2	.0
Redhaven	24.6	.1	Other	16.2	160.5
Rio Oso Gum	115.8	16.0	<b>TOTAL</b>	<b>16,925.6</b>	<b>3,686.8</b>
Other	82.8	18.5	<b>BLACK WALNUTS (All)</b>		
<b>TOTAL</b>	<b>1,485.4</b>	<b>129.3</b>		<b>876.7</b>	<b>8,676.7</b>

SAN JOAQUIN COUNTY 1964  
AGRICULTURAL COMMISSIONER'S REPORT

SUMMARY

Item	1964	1963
Field Crops	\$ 49,015,244	\$ 46,709,984
Vegetable Crops	52,486,700	53,852,400
Fruit & Nut Crops	63,818,200	52,414,100
Seed Crops	3,071,500	3,151,600
Honey Products	2,414,100	2,251,600
Livestock & Poultry	17,368,000	20,046,000
Aslary Products	317,380	318,640
Livestock & Poultry Products	31,542,000	30,159,000
<b>TOTAL</b>	<b>\$ 220,033,124</b>	<b>\$ 208,903,324</b>

SAN JOAQUIN COUNTY'S TEN LEADING CROPS

<u>1964</u>			<u>1963</u>		
Crop	Acreage	Value	Crop	Acreage	Value
Wheat	88,030	\$ 24,211,000	Tomatoes	33,000	\$ 21,407,000
Alfalfa	45,711	22,084,000	Asparagus	45,600	20,134,000
Wine Grapes	3,285,000 Cwt.	20,596,000	Grapes	46,208	19,751,500
Hay	43,875	15,695,000	Milk	5,143,000 Gwt.	19,315,000
Beef	71,400	13,109,000	Beef	596,000 Gwt.	12,925,000
Other Hay	12,780	11,809,000	Alfalfa	70,900	12,588,000
Other Crops	55,900	10,933,000	Eggs	29,913,000 Doz.	10,470,000
Other Crops	31,176,000 Doz.	10,600,000	Sugar Beets	27,800	8,716,000
Other Crops	594,200 Gwt.	10,579,000	Peaches	10,390	8,289,100
Other Crops	10,404	<u>10,221,000</u>	Almonds	12,613	<u>7,560,000</u>
		<b>\$ 149,837,000</b>			<b>\$ 141,155,600</b>



SAN JOAQUIN COUNTY 1964  
AGRICULTURAL COMMISSIONER'S REPORT

FIELD CROPS

Barley

Most dry land grain failed to make because of lack of moisture during February, March and April. Yield and quality of irrigated grain was better than expected.

Beans, dry edible

There was a decided drop in the amount of dark red kidney beans going for seed. The largest portion of the crop went for consumption this year. There was some shattering at harvest time due to lack of dews; otherwise a normal growing season prevailed. Price was not as good as last year.

Corn

A cooler growing season resulted in a slight decrease in production. Acreage and price were both up over last year. Harvest conditions were good.

Hay

Because of the long, warm fall many growers were able to harvest an extra cutting of alfalfa this year and production was up.

Oats

Price was good this year. A slight increase in acreage was offset by a slight reduction in yield.

Rice

Acreage and price were down a little; however production was very good. A normal growing and harvest season prevailed.

Safflower

Acreage was down 50%. There was a large carryover from 1963 and oil companies discouraged growers from planting. Increased production per acre was due to planting only on the better soils.

Stage corn

There was an increase of 1,200 acres and yield was up 4 tons per acre to boost the total value by \$500,000.

Sorghum grain

Acreage was about the same as last year, less acreage was under the feed grain program and more acreage on the open planting. Yield and price were down slightly. Harvest conditions were excellent and quality was very good.

Sugar Beets

There was an increase of 8,000 acres. Growing conditions were very good and sugar content was high. Ideal weather prevailed at harvest time and harvest continued up until mid-December.

Sunflowers

Following last year's bumper crop, yield was back to normal this year. Price remained the same but acreage was down 800 acres.

SAN JOAQUIN COUNTY 1964  
AGRICULTURAL COMMISSIONER'S REPORT

SEED CROPS

Total value of all seed crops is down \$80,000 this year mainly because of the drop in kidney bean acreage. This loss was offset by a very good seed potato price, an increase in vegetable and ornamental seeds, barley and sudan grass.

NURSERY PRODUCTS

Total value increased \$150,000. There was no significant change in any category, only a normal fluctuation.

VEGETABLE CROPS

Asparagus

Weather conditions worked against the early asparagus harvest. Cool temperatures retarded growth and very little asparagus was harvested before the middle of March. Strong winds caused considerable crocks, followed by rain and cool weather which again slowed harvest to almost a standstill. Harvest was quite active the latter part of March and the first of April. By the end of April most asparagus was going to the processors.

Carrots

Production increased 7 tons per acre to boost the total value \$100,000 despite a reduction of 1,000 acres and lower price.

Cauliflower

Acreage, production and price were all up for a gain of \$90,000.

Corn

Acreage was down, however production and price were up for a gain of \$7,100.

Cauliflower

There was a gain of 110 acres over last year and price was up 65¢ per head. Production was down slightly.

Cucumbers

There was a slight increase in acreage and price. Production remained the same.

Lettuce, head

Acreage, price and production were all up for a gain of \$150,000.

Melons

Total acreage was down 300 acres. Watermelons were down 300 acres and casabas 100 acres. Honeydew showed a gain of 100 acres. Yield was down 2 tons per acre; however price was up \$8.00 per ton.

Onions

Price was very poor on early onions and many fields were not harvested

SAN JOAQUIN COUNTY 1964  
AGRICULTURAL COMMISSIONER'S REPORT

or only partially harvested. Late onions had a more favorable price but still \$1.00 per hundred weight less than in 1963. Total acreage remained about the same and yield was normal.

Potatoes

Due to a heavy freeze in the Pacific Northwest, there was a shortage of late potatoes. Prices were exceptionally high the latter part of the year and many acres of seed potatoes were harvested for fresh market.

Sweet potatoes

Acreage and yield were both down but price was very good, probably due to the shortage of Irish potatoes.

Tomatoes

There was an increase of 5,000 acres to make this the number one crop in the county again this year. Yield and price were about the same as last year. The warm, dry fall made harvesting conditions excellent.

FRUIT & NUT CROPS

Almonds

Cold nighttime temperatures delayed bud development until mid-February when early almonds came into bloom. Blossoming developed quite rapidly and within a week all varieties were in bloom. This gave excellent pollination and a good set of nuts. Heavy frosts the last of February and the first of March required the use of wind machines and orchard heaters; however frost damage was light. Production and price were very good.

Apples

Production was down 1 ton per acre following last year's record crop. Loss in tonnage was more than offset by an increase in price of \$24.00 per ton.

Cherries

The first cherries of the season were shipped on April 23rd and continued in volume during May and the first part of June. Quality was excellent throughout the season. Although price was not as good as in 1963, yield was up 23 tons per acre to make this one of the best cherry years in history.

Grapes

Frost on the 24th of April caused minor damage. Damage was quite spotted, some vineyards showed no damage, others from very light to heavy. Thompson seedless variety showed the most damage. Tokay harvest started in the East District on August 29th. The quality of the fruit was good throughout the season. The grape crushing season began on September 10th and by October 28th most crushers had finished their crush. Quality was excellent with good sugar content.

Peaches

There was a very good peach crop, yield was up 2 tons per acre and price was up \$1.00 per ton. Harvest of processing peaches started the last of

SAN JOAQUIN COUNTY 1964  
AGRICULTURAL COMMISSIONER'S REPORT

July and reached its peak by the end of August.

Pears

Following last year's light crop, production was back to normal again this year. Price was down \$20.00 per ton.

Plums

Quality was very good and production was up over last year but price was poor.

Walnuts

Yield and price were about the same as last year. The Franquette variety had a very good crop but nut sizes were small. The Payne variety had a very soft shell and most of the nuts had to be cracked out.

LIVESTOCK & POULTRY

Total value was down \$2,600,000. This was due almost entirely to the closing of two large cattle feed yards. Broilers and fryers were down \$500,000 but other chickens increased \$200,000 to help offset this. Turkeys showed a gain of \$50,000. Miscellaneous poultry was down \$125,000.

APIARY PRODUCTS

Apiary production was about the same as last year. Bees and honey were down somewhat but pollination increased.

LIVESTOCK & DAIRY PRODUCTS

Market milk increased \$3,000,000 and manufacturing milk dropped \$1,000,000. Wool was down \$28,000. Egg production increased 1,000,000 but price was down 1¢ per dozen.