



AgEcon SEARCH
RESEARCH IN AGRICULTURAL & APPLIED ECONOMICS

The World's Largest Open Access Agricultural & Applied Economics Digital Library

This document is discoverable and free to researchers across the globe due to the work of AgEcon Search.

Help ensure our sustainability.

Give to AgEcon Search

AgEcon Search

<http://ageconsearch.umn.edu>

aesearch@umn.edu

*Papers downloaded from **AgEcon Search** may be used for non-commercial purposes and personal study only. No other use, including posting to another Internet site, is permitted without permission from the copyright owner (not AgEcon Search), or as allowed under the provisions of Fair Use, U.S. Copyright Act, Title 17 U.S.C.*

California Department of Food and Agriculture

Agricultural Commissioners' Crop Reports

Kings County

1939-1954

(1944 not included)


California County Agricultural Commissioners' Reports from the California Department of Food and Agriculture. This collection consists of annual crop and livestock data from each of the 58 California Counties. The collection covers 1915-1981; digitization of the rest of the collection is forthcoming.

This digitization project was funded by the Giannini Foundation of Agricultural Economics, <http://giannini.ucop.edu/>.

The work was completed by the staff of the Giannini Foundation Library, University of California, Berkeley, <http://are.berkeley.edu/library/>. **Please contact the Library to consult the originals.**

KINGS COUNTY

1939 - 1981.
(1944 NOT ISSUED)



1939

PRODUCTION AND VALUE OF AGRICULTURAL PRODUCTS
KINGS COUNTY 1939

FRUIT AND GRAPE:

	<u>Tons</u>			
Apricots	Tons dry	2430	⊙ \$150.00	364,500.00
	Tons green	3014	⊙ 20.00	60,280.00
Apricot Pits		810	⊙ 22.50	18,225.00
Peaches, (Cling		1402.5	⊙ 20.00	28,050.00
Peaches, Freestone,	Tons dry	2100	⊙ 140.00	294,000.00
	Tons green	3391	⊙ 17.50	59,342.50
Clives		326	⊙ 100.00	82,600.00
Plums		352	⊙ 35.00	12,320.00
Persimmons		25	⊙ 30.00	750.00
Prunes		309	⊙ 60.00	18,540.00
Grapes and Raisins (Green Tons)		58,135	⊙ 1.30	739,743.00
Walnuts		120	⊙ 160.00	19,200.00
				<u>\$1,697,551.10</u>

FIELD CROPS:


Cotton - Lint	2,022,748	
Cotton Seed	560,145	
Sugar Beets	5,042	
Hay	750,000	
Wheat	328,292	
Barley	2,364,686	
Flax	56,527	
Milo Maize	106,588	
Sudan Grass	4,040	
	<u>6,198,068.00</u>	

LIVESTOCK: (Estimated)

Dairy Products	\$2,500,000	
Veal Calves	200,000	
Dairy Cows	650,000	
Beef Cattle, Kings Co. Production	510,000	
Beef Cattle, Feed Yards	1,000,000	
Hogs	150,000	
Sheep and Lambs	175,000	
Sheep - Wool	86,400	
Turkeys	98,028	
Chicken and Eggs	<u>200,000</u>	
	<u>5,569,428.00</u>	

MISCELLANEOUS CROPS:

Mellons	\$ 18,390	
Honey and Wax	8,275	
Nursery Stock	<u>5,594</u>	
	<u>32,259.00</u>	
	<u>\$13,497,306.10</u>	



1940

AGRICULTURAL CROP REPORT
Kings County, California
1940

Compiled by the Agricultural Commissioner of Kings County
in compliance with Section 65.5 of the Agricultural Code
of California.

We are indebted to many growers, packers, shippers and
various official agencies for their help and cooperation
in compiling this report, for which we wish to express
our appreciation.

L. O. HAUPT
AGRICULTURAL COMMISSIONER
Kings County

UNIVERSITY OF CALIFORNIA
COLLEGE OF AGRICULTURE
DAVIS

PRODUCTION AND VALUE OF AGRICULTURAL PRODUCTS
KINGS COUNTY 1940

FRUIT AND GRAPES:

	Tons		
Apricots			\$ 323,638.00
Peaches, Cling	1417 @	\$20.00	28,340.00
Peaches, Freestone, dry	1660 @	90.00	149,400.00
fresh	3576 @	20.00	71,520.00
Olives	527 @	90.00	47,430.00
Persimmons	35 @	25.00	875.00
Prunes	209 @	40.00	8,360.00
Plums	230 @	40.00	9,200.00
Thompson Seedless Grapes & Raisins			107,971.50
Muscat Grapes and Raisins			477,859.20
Other Grapes	4825.87 @	15.00	72,338.05
Walnuts	150 @	200.00	<u>30,000.00</u>
			\$1,326,981.75

FIELD CROPS:

Cotton, 64,459 bales @ \$9.70 CWT	\$ 3,126,261.50
Cottonseed, 29,006.5 tons @ \$22.70	653,447.55
Sugar Beets, 1495 tons @ \$6.00	8,970.00
Hay, 135,781 tons @ \$6.00	814,636.00
Wheat, 53,347,230 lbs @ \$1.24 CWT	723,505.65
Barley, 216,873,106 lbs @ \$.76 CWT	1,646,715.60
Flax, 167,204.07 bu. @ \$1.75	292,607.12
Milo Maize, 6000 tons @ \$20.00	120,000.00
Alfalfa Seed, 30 tons @ \$150.00	<u>9,000.00</u>
	7,400,193.42

LIVESTOCK ESTIMATES:

Butterfat Production	\$ 2,515,243.29
Beef Cattle, including feed yard sales	2,395,470.00
Sheep and Lambs	260,048.92
Wool	84,740.00
Hogs	135,911.50
Turkeys	88,737.50
Poultry and Eggs	<u>200,000.00</u>
	5,680,201.21

MISCELLANEOUS CROPS:

Watermelons	\$ 86,190.00
Honey and Wax	25,800.00
Nursery Stock	<u>5,024.50</u>
	<u>117,014.50</u>
	\$14,524,390.88

ACREAGE KINGS COUNTY FRUIT CROPS
1941


	Non-bearing	Bearing	Total
PRUNES			
French		91	91
Imperial	26	17	43
Other Prunes	10	11	21
NECTARINES			
Gower	9	13	22
John Rivers	12		12
Other Nectarines	6		6
OLIVES			
Ascolano		253	253
Sevillano		10	10
Manzanillo	10		10
Other Olives		2	2
ALMONDS	13	4	22
PERSIMMONS		3	8
PLUMS			
Tragedy		46	46
Santa Rosa	13	22	40
Other Plums	3	42	45
WALNUTS			
Eureka	21	50	71
Franquette	63	243	316
Payne	2	77	79
Other Walnuts	10	23	33
APRICOTS			
Ryland	8		8
Tilton	96	1480	1576
Royal	70	967	1037
Peach		103	103
Other Apricots		35	35
PEACHES			
Elberta	324	1531	1905
Lovell	32	417	449
Muir	14	213	227
Other Peaches	150	482	632

Acreage - continued

	Non-bearing	Bearing	Total
GRAPES			
Muscat	313	8468	8781
Sultana	16	316	332
Thompson	173	2314	2487
Ribier		15	15
Malaga	5	160	165
Grenache	88	11	99
Carignane	46	229	275
Alicante		66	66
Zinfandel		51	51
Other Grapes		96	96

ACREAGE FIELD CROPS
1940

	Acreage
Wheat	39953.4
Barley	110909
Sorghum (Milo)	6042.3
Indian Corn	295.6
Wheat and Grain Hay	8950.7
Oats	2745
Cotton	39053.7
Flax	5859
Beets	105
Watermelons	663
Permanent Pasture	2488
Alfalfa	37378



1941

V.F.
Calif. - Kings Co.

AGRICULTURAL CROP REPORT
Kings County, California
1941

431

Compiled by the Agricultural Commissioner of Kings County
in compliance with Section 65.5 of the Agricultural Code
of California.

We are indebted to many growers, packers, shippers and
various official agencies for their help and cooperation
in compiling this report, for which we wish to express
our appreciation.

L. O. Haupt
AGRICULTURAL COMMISSIONER
Kings County

UNIVERSITY OF CALIFORNIA
LIBRARY
COLLEGE OF AGRICULTURE
DAVIS

PRODUCTION AND VALUE OF AGRICULTURAL PRODUCTS
KINGS COUNTY 1941

FRUIT AND GRAPES:

	<u>Tons</u>	<u>Price</u>	<u>Value</u>
Apricots, Fresh	7638	\$ 32.50	\$ 248,235.00
Dried	1336	220.00	293,920.00
Shipped	408.50	35.00	14,297.50
Distilling Purposes	79	15.00	1,185.00
Pits	626	12.50	7,825.00
Peaches, Freestone, Cannery	973	25.00	24,325.00
Dried	1430	180.00	257,400.00
Shipped	2899	25.00	84,725.00
Peaches, Cling	2180	50.00	109,005.00
Muscat Grapes and Raisins	32137.03	21.50	690,547.22
Thompson Seedless Grapes and Raisins	8637.60	17.50	151,150.00
Raisins	1137.60	17.50	19,908.00
Sultana Grapes and Raisins	3369.66	21.00	70,762.86
Other Grapes	364	175.00	63,700.00
Olives: Ascolono and Sevilleno	21	150.00	3,150.00
Manzanillo	10	100.00	1,000.00
Other	37	25.00	925.00
Persimmons	125	70.00	8,750.00
Prunes	378	40.00	15,120.00
Plums	248	240.00	59,520.00
Walnuts			<u>59,520.00</u>
			\$2,125,853.58

FIELD CROPS:

Hay	\$2,183,842.66
Wheat, 33,780,993 lbs @ \$1.61 $\frac{1}{2}$ CWT	545,563.04
Barley, 162,851,979 lbs. @ \$1.31 CWT	2,133,360.92
Cotton, 36,804 Bales @ \$79.00	2,907,516.00
Cottonseed, 16,561.8 tons @ \$52.50	866,182.14
Grain Sorghums, 17,653.5 Tons @ \$30.00	529,605.00
Flax, 88,923 $\frac{1}{2}$ Eu @ \$1.94	172,510.62
Sugar Beets, 1,440 tons @ \$6.00	<u>8,640.00</u>
	\$9,347,220.38

LIVESTOCK ESTIMATES:

Butterfat	\$ 4,636,516.00	
Cattle, Including Feed Yard Sales	3,211,537.00	
Sheep and Lambs	322,920.00	
Wool	106,400.00	
Hogs	185,182.00	
Turkeys	181,962.00	
Poultry and Eggs	<u>225,000.00</u>	\$8,869,517.00

MISCELLANEOUS CROPS:


Watermelons, 5,441 @ \$14.00	\$ 76,174.00	
Other Melons	46,453.00	
Nursery Stock	6,750.00	
Honey and Wax	22,040.00	
Cucumbers	750.00	
Sweet Corn	<u>1,500.00</u>	\$ 153,667.00

TOTAL VALUE OF AGRICULTURAL CROPS \$20,496,262.96

MONEY RECEIVED FROM GOVERNMENT:

Wheat Parity Payment	\$ 100,474.47	
Cotton Parity Payment	349,335.60	
Soil Conservation Payment	435,643.28	
Range Conservation Payment	<u>1,247.68</u>	\$ 936,806.03

TOTAL MONEY RECEIVED \$21,433,068.99



1942

GIANNINI FOUNDATION OF
AGRICULTURAL ECONOMICS
LIBRARY

JUN 22 1944

AGRICULTURAL CROP REPORT
Kings County, California
1942

Compiled by the Agricultural Commissioner of Kings County
in compliance with Section 65.5 of the Agricultural Code
of California.

We are indebted to many growers, packers, shippers and
various official agencies for their help and cooperation
in compiling this report, for which we wish to express
our appreciation.

L. O. Haupt
AGRICULTURAL COMMISSIONER
Kings County

PRODUCTION AND VALUE OF AGRICULTURAL PRODUCTS
KINGS COUNTY 1942

FRUIT AND GRAPES:

	<u>TONS</u>	<u>PRICE</u>	<u>VALUE</u>
Apricots, Trucked	373	\$ 65.00	\$ 24,245.00
Cannery	2038	65.00	132,470.00
Dried	1404	360.00	505,440.00
Pits	301	12.50	4,137.50
Peaches, Cling	3060	58.50	179,010.00
Peaches, Freestone, Cannery	222	45.00	9,900.00
Shipped	2927	50.00	146,350.00
Peaches, Dried	2189	280.00	612,920.00
Thompson Seedless Grapes	<u>7370</u>	27.50	216,425.00
Sultana Grapes	1183	27.50	32,532.50
Muscat Grapes	36565	30.00	1,096,950.00
Table Grapes (Est.)	868	31.20	27,081.60
Black Grapes	<u>2293.2</u>	31.20	71,547.84
Olives	194	135.00	26,190.00
Olives, Oil	175	60.00	10,500.00
Plums (Est.)	350	75.00	26,250.00
Prunes	217	146.00	31,682.00
Persimmons	55	35.00	1,925.00
Walnuts	236	290.00	<u>68,440.00</u>

TOTAL FRUIT AND GRAPES

\$3,223,996.44

FIELD CROPS:

Flax, 73,000 Bu. @ \$2.73	\$ 199,290.00
Sugar Beets, 1, 36.8 tons @ \$8.90	11,897.52
Cotton, 33,519 Bales @ \$96.50	3,234,578.50
Cottonseed, 15,083.55 tons @ \$47.80	824,993.69
Hay	3,085,740.00
Grain Sorghum, 5185.5 tons @ \$31.20	161,787.60
Wheat	570,438.33
Barley	3,201,901.13
Oats	<u>45,877.09</u>

TOTAL FIELD CROPS

\$11,336,503.86

LIVESTOCK:

Hogs	\$ 304,168.92
Turkeys and Turkey Eggs	303,755.76
Poultry and Eggs	247,500.00
Sheep and Wool	442,643.07
Cattle, including feed yard sales	4,418,487.00
Butterfat	<u>4,986,882.46</u>

TOTAL LIVESTOCK

\$ 10,703,437.21

MISCELLANEOUS CROPS:

Carrots	\$ 7,125.00
Cantaloupes	84,960.00
Watermelons, 2500 tons @ \$31.60	77,500.00
Nursery Stock	6,000.00
Honey, 374,000 lbs. @ .104	38,937.60
Wax, 5,610 lbs. @ \$.40	<u>2,244.00</u>
TOTAL MISCELLANEOUS CROPS	\$ 216,766.60

Total Fruit and Grapes	\$ 3,223,996.44
Total Field Crops	11,336,503.86
Total Livestock	10,703,437.21
Total Miscellaneous Crops	<u>216,766.60</u>
GRAND TOTAL	\$ 25,480,704.11

ACREAGE KINGS COUNTY FRUIT AND GRAPE CROPS
1942


	Non-bearing	Bearing	Total
ALMONDS			
All Varieties		21	21
APPLES			
All Varieties		1	1
APRICOTS			
Elenheim	9	1004	1013
Mocrypark	1	16	17
Milend		8	8
Tilton	59	1469	1528
Other Varieties		145	145
CHERRIES			
All Varieties		1	1
NECTARINES			
Gower	10	9	19
Other Varieties	20	1	21
OLIVES			
Ascolano		253	253
Manzanillo	70	10	80
Sevillano		17	17
PEACHES, Freestone			
De Vries	6	47	53
Elberta	321	1559	1880
J. H. Hale	22	83	105
Lovell	22	380	402
Muir	10	209	219
Golden Jubilee	3	4	7
Muir	10	207	217
Salway		12	12
Other Varieties	39	44	133
PECANS			
All Varieties		1	1
PERSIMMONS			
Hachiya		8	8
PLUMS			
Beauty	2	2	4
Kelsey		2	2
President		3	3
Santa Rosa	30	20	50
Tragedy		45	45
Wickson	1	17	18
Other Varieties	9	17	26

ACREAGE - Continued

	<u>Non-bearing</u>	<u>Bearing</u>	<u>Total</u>
PRUNES			
Eurton	3	3	11
French		81	81
Imperial		9	9
Robe de Sargent		4	4
Sugar		4	4
Other Varieties	3	7	10
WALNUTS			
Concord		11	11
Eureka		34	34
Fr.quette	157	330	487
Mayette	1	9	10
Payne	2	95	97
Other Varieties		5	5
Black	45		45
PEACHES, CITRUS, NECTARINE			
Gaume	84	56	140
Halford	53	65	118
Kauss		5	5
Libbee		30	30
Palora	23	72	95
Peck		3	3
Phillips		43	43
Sims		7	7
Tuscan		2	2
Other Varieties	12	19	31
GRAPES			
Muscat	277	6157	6434
Sultana	2	330	332
Thompson Seedless	31	2389	2420
Zante Currant		3	3
Concord		5	5
Malaga		160	165
Red Malaga		4	4
Ribier		32	32
Alicante		66	66
Carignane	43	251	294
Grenache	20	90	110
Mission		53	53
Zinfandel		41	41
Other Varieties		42	42

ACREAGE - Continued

	Acreage
FIELD CROPS:	
Alfalfa	42986
Permanent Pasture	4072
Wheat	34853
Barley	81476
Sorghum	11769
Cotton	34700
Watermelons	721
Cantaloupes	117
Other Melons	79
Sugar Beets	<u>120</u>



1943

3 1944

GIANNINI FOUNDATION OF
AGRICULTURAL ECONOMICS
LIBRARY

AGRICULTURAL CROP REPORT
Kings County, California
1943

Compiled by the Agricultural Commissioner of Kings County
in compliance with Section 65.5 of the Agricultural Code
of California.

We are indebted to many growers, packers, shippers and
various official agencies for their help and cooperation
in compiling this report, for which we wish to express
our appreciation.

L. O. Haupt
AGRICULTURAL COMMISSIONER
Kings County

The income for Kings County farm crops for 1943 was the highest in the history of the industry, but net returns were probably not in excess of other years on account of the high production costs. Some crops were, no doubt, produced without profit or even in some cases at a loss and may show a marked decline during the following year.

Wherever it is possible, accurate returns have been compiled for crops produced entirely within the county, but in the case of some crops, which are more or less migratory, estimates have necessarily been used as in the case of honey, sheep, wool and beef cattle.

These figures are not intended to be the growers net profit, but rather the gross or f.o.b. returns which would include picking, hauling and packing charges.

No attempt has been made to estimate the value of produce raised and consumed on the farm or to compute the value of victory garden production, but if these figures were available, they would amount to a large sum.

The returns for crops and increased tonnages produced, indicates the response of Kings County growers in the production of necessary food crops in cooperation with the War Food Administration for the war effort, although the growers were handicapped by the shortage of farm labor and essential farm machinery.

PRODUCTION AND VALUE OF AGRICULTURAL PRODUCTS
KINGS COUNTY 1943

GRAPES:

	<u>Tons</u>	<u>Green Tons</u>	<u>Price</u>	<u>Value</u>
Thompson Seedless, Raisins	3438.1	13752	\$155.00	\$ 532,890.00
" " Dehydrated	94	94	33.00	3,102.00
" " Winery	173	173	33.00	5,709.00
Muscat, Winery	2322	2322	35.50	82,431.00
" Raisin	4942	19768	165.00	815,430.00
" Partly Dried	352	1408		52,594.00
" Dehydrated	3114	12456	205.00	638,370.00
" For Dehydrating	2899	2899	35.50	102,915.00
Sultana, Raisins	306	1218	150.00	45,900.00
" Winery	298	298	31.75	9,461.50
Wine Grapes (Black)	3330	3330	85.00	283,050.00
Table Grapes	1260	1260	85.00	<u>107,100.00</u>
Total Grapes				\$2,678,952.50

FRUIT AND NUTS:

Peaches, Freestone:				
" Trucked Out	873	873	\$ 80.00	\$ 69,840.00
" Dried	1527	10689	440.00	671,880.00
" Shipped	4146.57	4146.57		346,169.00
" For Freezing	270	270	70.00	18,900.00
Peaches, Clingstone:	4944.6		65.00	321,399.00
Apricots, Canning	1385	1385	100.00	138,500.00
" Trucked Out	902	902	100.00	90,200.00
" Dried	550	3850.0	640.00	352,000.00
" Pits	193		37.50	7,237.50
Prunes	149.31			27,473.04
Persimmons	48	48	65.00	3,120.00
Olives	165	165	173.64	28,651.83
Olives, (Oil)	50	50	100.00	5,000.00
Walnuts	232	232	500.00	<u>116,000.00</u>
Total Fruit and Nuts				\$2,196,370.37

FIELD CROPS:

Flax				\$ 672,624.00
Cotton				3,130,500.00
Cottonseed				760,714.50
Hay (Est.)				3,784,320.00
Grain Sorghum (Est.)				285,000.00
Wheat				574,200.00
Barley (Est.)				4,400,000.00
Oats (Est.)				110,000.00
Rice				<u>26,000.00</u>

Total Field Crops \$13,743,358.50

LIVESTOCK:

Hogs	\$ 370,973.28
Turkeys and Turkey Eggs	460,060.30
Poultry and Eggs	250,500.00
Lambs and Wool	475,623.18
Cattle (Including Sales of Feed Yards)	3,527,621.00
Dairy Products	<u>6,110,622.00</u>
Total Livestock	\$ 11,195,399.76

VEGETABLES:


Carrots	\$ 9,450.00
Watermelons	225,240.00
Other Melons	199,158.00
Peanuts	11,256.00
Potatoes	21,520.00
Spinach	24,965.00
Tomatoes	6,500.00
Other Vegetables	<u>10,000.00</u>
Total Vegetables	\$ 508,089.00

MISCELLANEOUS CROPS:

Nursery Stock	\$ 7,500.00
Honey	41,040.00
Wax	<u>3,586.80</u>
Total Miscellaneous Crops	\$ 52,126.80

Total Grapes	\$ 2,678,952.50
Total Fruit and Nuts ..	2,196,370.37
Total Field Crops.....	13,743,258.50
Total Livestock.....	11,195,399.76
Total Vegetables	508,089.00
Total Misc. Crops	<u>52,126.80</u>

GRAND TOTAL \$30,374,296.93



1945

1945 ANNUAL CROP REPORT FOR KINGS COUNTY
CROP ACREAGE - PRODUCTION AND VALUE
COMPILED BY L. O. HAUFF, AGRICULTURAL COMMISSIONER

	ACREAGE.	PRODUCTION.	PRICE.	DOLLARS ONLY TOTAL VALUE.
<u>GRAPE.</u>				
TABLET	217	1,232.56 TONS	60.00	73,954
BLACK JUICE	606	3,417.84 TONS	60.00	205,070
MUSCAT:	8,314			
DRIED		7,476.66 TONS	220.00	146,520
SHIPPED FRESH		5,148. TONS	60.00	308,380
TO WINERY		24,700. TONS	60.00	1,486,080
THOMPSON:	2,410			
DRIED		1,896. TONS	210.00	398,160
TO WINERY		7,165. TONS	50.00	358,250
SULTANA:	338			
DRIED		134. TONS	210.00	28,140
TO WINERY		1,289. TONS	47.50	61,227
TOTAL GRAPE PRODUCTION	11,885	45,716.40 TONS		\$3,066,281

FRUIT AND NUTS

APRICOTS:	2,652			
GREEN		4,076. TONS	100.00	407,600
DRIED		355. TONS	580.00	205,900
PITS		94. TONS	30.00	2,820
PEACHES:	448			
CLING		5,474. TONS	63.00	344,862
FIRESTONE, LOCAL MARKET		894. TONS	80.00	71,520
EASTERN SHIPMENTS	2,270	1,758. TONS	80.00	140,640
QUICK FREEZE		1,000. TONS	64.00	64,000
PERSIMMONS	8	25. TONS	120.00	3,000
PLUMS	134	536. TONS	92.00	49,312
PRUNES	79	76.16 TONS	200.00	14,232
OLIVES	292	208. TONS	252.57	52,535
WALNUTS	570	260. Tons	500.00	130,000
TOTAL FRUIT AND NUTS	6,884	16,684.16		\$2,373,301.

1945 CROP	ACREAGE	PRODUCTION	DOLLARS ONLY TOTAL VALUE
<u>FIELD CROPS</u>			
COTTON	48,000	56,103. BALES	6,059,124
COTTON SEED		25,246.35 TONS	1,363,302
RAY: ALFALFA	30,000	150,000. TONS	2,925,000
GRAIN	5,000	7,500. TONS	131,250
ALFALFA SEED		1,000. BUSHELS	21,500
GRAIN: BARLEY	120,000	3,459,130. BUSHELS	3,632,086
EGYPTIAN CORN	2,200	2,750. TONS	137,500
OATS (EST.)	2,000	(100,000) BUSHELS	83,000
FLAX	6,500	251,955 BUSHELS	826,412
WHEAT	17,000	40,828.33 BUSHELS	64,509
SUGAR BEETS	470	2,375.2 TONS	26,127
SUNFLOWER	222	85.25 TONS	13,640
TOTAL FIELD CROPS	231,392		\$15,287,550 86,912
<u>LIVE STOCK</u>			
CATTLE: SHIPPED	34,724 HEAD		3,620,890
SLAUGHTERED	7,110 HEAD		824,490
HOGS	9,924 HEAD		264,574
SHEEP	25,116 HEAD		288,834
WOOL	194,525 POUNDS		85,591
BUTTERFAT			6,903,829
TOTAL LIVE STOCK PRODUCTION			\$11,988,208

1945 CROP	ACRES	PRODUCTION	DOLLARS ONLY TOTAL VALUE
--------------	-------	------------	-----------------------------

VEGETABLE PRODUCTION


SWEET POTATOES	130	750. TONS	75,000
TOMATOES	30	10,500. LUGS	28,875
HONEYDEWS	360	55,000. CRTS	96,250
BERGAMOT'S	140	31,483. CRTS	72,411
GREENSHAW'S	30	6,558. CRTS	13,116
CANTALOUPE'S	510	74,019. CRTS	170,243
WATERMELONS	90	1,075 TONS	34,400
TOTAL VEGETABLE PRODUCTION 1310			<u>\$490,295</u>

MISCELLANEOUS

HONEY PRODUCTION (5394) COLONIES	179,996.	TONS <i>Lg</i>	24,299
BEE SWAX	5,823.4	TONS <i>Lg</i>	2,388
TURKEY'S	98,776,	BIRDS	642,044
TURKEY EGGS	814,300.	EGGS	260,576
POULTRY AND EGGS			400,000
NURSERY STOCK			5,000
TOTAL MISCELLANEOUS PRODUCTION			<u>\$1,334,307</u>

GRAPES	3,066,281
FRUIT AND NUTS	2,373,301
FIELD CROPS	15,283,550 <i>804,129</i>
LIVE STOCK	11,988,208
VEGETABLE PRODUCTION	490,295
MISCELLANEOUS	1,334,307
GRAND TOTAL CROP PRODUCTION VALUE	<u>\$34,535,942</u>

UNIVERSITY OF CALIFORNIA
DAVIS
MAY 31 1979
GOVT. DOCS. - LIBRARY



1946

California Kings County
Agricultural Group

A N N U A L
A G R I C U L T U R A L G R O U P
R E P O R T

1 9 4 6

K I N G S C O U N T Y
C A L I F O R N I A

Compiled by

K I N G S C O U N T Y
A G R I C U L T U R A L C O M M I S S I O N E R

L. O. H A U P T
C O M M I S S I O N E R

UNIVERSITY OF CALIFORNIA
LIBRARY
COLLEGE OF AGRICULTURE
DAVIS

OFFICE OF
AGRICULTURAL COMMISSIONER
KINGS COUNTY
HANFORD, CALIFORNIA

To The Honorable Board of Supervisors and the
Director of the State Department of Agriculture

The Annual Crop Report for 1946 is hereby submitted, in compliance with Section 65.5 of the Agricultural Code of the State of California.

The income for 1946 marks an all time record. The figures are the gross Farm prices, and include the cost of production, harvesting, and in some cases the cost of preparation for market. While the gross is very high, many crops were produced at a very low margin of profit, due to increased costs of production.

Where it was possible to compile accurate data on crops, such figures were used, but in some cases estimates were necessary. In all such cases, estimates were conservative.

It was an unusual year with a fine combination of good crops and high prices. There were very few crop failures; in fact most crops were unusually good and prices as a whole were high.

We cannot attempt to enumerate all who have contributed information towards the compilation of this report, but it was made possible by the cooperation of growers, warehousemen, shippers and Governmental Agencies.

Respectfully submitted,

L. C. Haupt
Agricultural Commissioner
Kings County

LOH/rp

1946

FRUIT AND NUT CROPS

KINGS COUNTY

<u>CROP</u>	<u>ACREAGE</u>	<u>YIELD</u>	<u>PRICE</u>	<u>VALUE</u>
<u>GRAPE</u>				
Table	217	1699.11 T	85.00	144,424
Black Juice	606	5278.26 T	100.00	527,826
Muscat:	8274			
Dried		200. T	310.00	62,000
Shipped Fresh		4605. T	85.00	391,424
Winery		34608.42 T	85.00	2,941,716
Thompson:	2410			
Dried		1060. T	310.00	328,600
Winery		7810. T	65.00	507,650
Sultana:	338			
Dried		1530. T	65.00	99,450
Winery		40. T	300.00	12,000
TOTAL GRAPES- - - - -				\$ 5,015,090.00
Apricots	2624			
Cannery-Quick		7217. T	75.00	541,300
Freeze		1755. T	520.00	912,600
Dried		810. T	26.00	21,060
Pits		1186.	75.00	88,950
Shipped Fresh				
TOTAL APRICOTS- - - - -				1,563,910.00
Peaches:				
Cling	406	5826.10 T	63.00	367,044
Freestone	2786			
Local Market		500. T	60.00	30,000
Eastern Shipment		2678. T	60.00	160,680
Cannery-Quick				
Freeze		3500. T	60.00	210,000
TOTAL PEACHES- - - - -				767,724.00
Persimmons	8	55. T	100.00	5,500
Plums	148	444.88 T	110.00	48,937
Prunes	79	118. T	250.00	29,500
Walnuts	596	247. T	540.00	133,380
Olives:				
Pickling	292	400. T	350.00	140,000
Oil		50. T	150.00	7,500
				<u>364,817.00</u>
TOTAL FRUIT AND NUTS- - - - -				\$ 7,711,542.00

1946

FIELD CROPS - VEGETABLE

KINGS COUNTY


<u>CROP</u>	<u>ACREAGE</u>	<u>YIELD</u>		<u>PRICE</u>	<u>VALUE</u>	
<u>FIELD CROPS:</u>						
Cotton	57,000	79,785	BLS	165.00	\$13,164,195	
Cotton Seed		31,913.2	T	87.00	2,776,448	\$15,940,643.00
Hay:						
Alfalfa	31,000	162,750	T	25.00	4,068,750	
Grain	6,000	9,000	T	24.00	216,000	4,284,750.00
Grain:						
Berley	132,000	140,316	T	54.00	7,577,064	
Egyptain						
Corn	2,150	3,225	T	62.00	167,700	
Flax	9,537	207,906	BU	3.84	798,361	
Wheat	18,000	14,937	T	64.80	645,088	9,188,213.00
Alfalfa Seed		83	T	600.00	49,800	
Sugar Beets	718	7,176.80	T	14.65	107,004	
Sunflowers	235	94	T	150.00	14,100	<u>170,904.00</u>
TOTAL FIELD CROPS-					- - -	-\$29,584,510.00
<u>VEGETABLE PRODUCTION:</u>						
Sweet Potatoes	109	584	T	150.00	87,600	
Pink Beans	4.50	2.25	T		700	
Tomatoes	41	11,400	CRTS	1.75	19,950	
Potatoes	81	8,100	SAX	2.00	16,200	
Persians	40	8,500	CRTS	3.00	25,500	
Crenshaws	40	4,300	CRTS	3.00	12,900	
Cantaloupes	410	30,961	CRTS	3.00	92,883	
Watermellons	207	1,449	T	35.00	50,715	
TOTAL VEGETABLE CROP-					- - -	\$ 306,448.00

1946

LIVESTOCK - MISCELLANEOUS CROPS

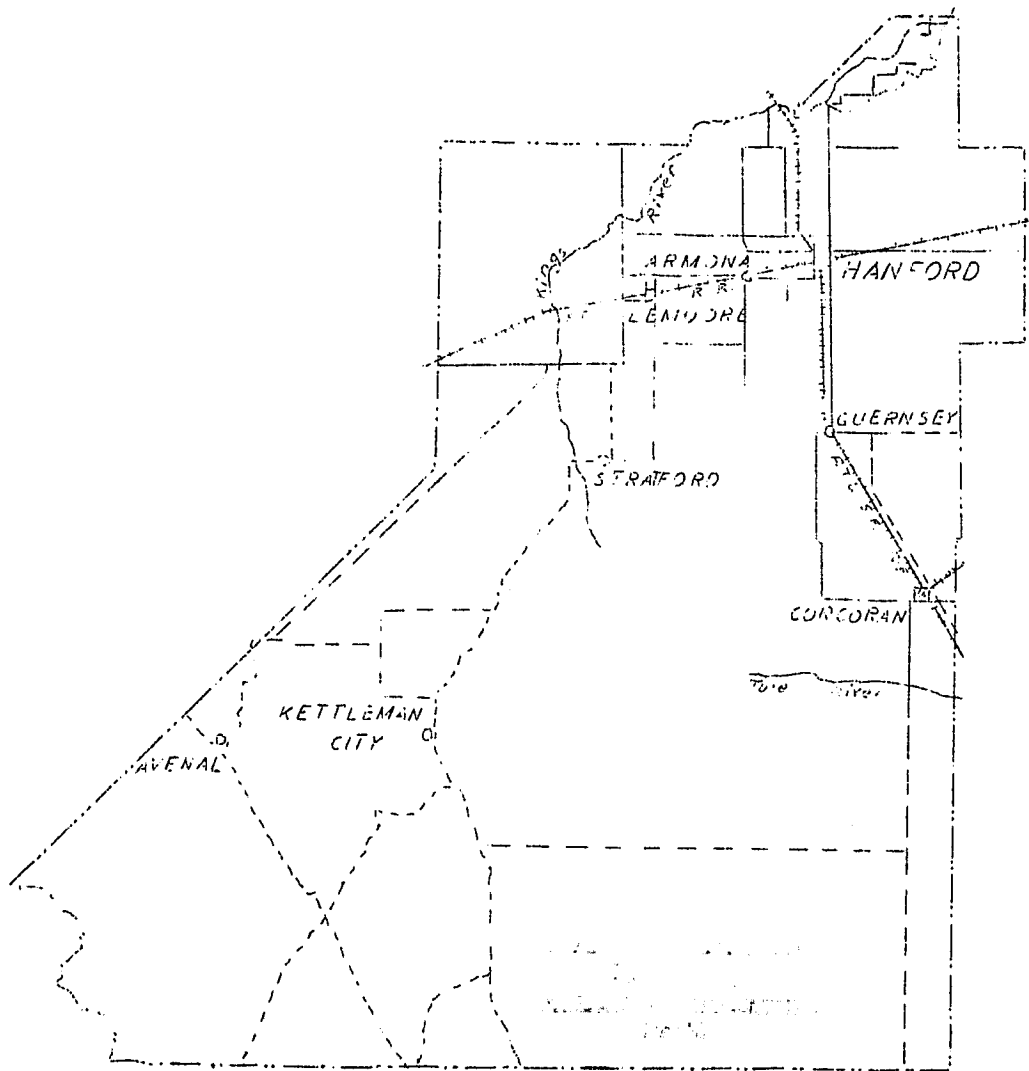
KINGS COUNTY

<u>CROP</u>	<u>YIELD</u>	<u>VALUE</u>
<u>LIVESTOCK</u>		
Cattle:		
Shipped	41,306 HD.	\$5,049,045.
Slaughtered	6,594 "	628,896.
Hogs	3,496 "	87,103.
Sheep	21,600 "	315,360.
Wool	167,293 LBS	73,609.
Butterfat	8,139,007 LBS	8,423,383.
TOTAL LIVESTOCK- - - - -		\$ 14,577,396.00
<u>MISCELLANEOUS:</u>		
Honey (5394 Colonies)	258,912 LBS	50,747.
Beeswax	6,472.8 "	2,913.
Berrins	30 T	12,000.
Poultry and Eggs		300,000.
Turkeys	66,550	450,875.
Turkey Eggs	355,500 Eggs	88,875.
Nursery Stock:		
Flats-Bedding plants		5,000.
Trees	18,430 Trees	9,215.
Grape Vines	76,640 Vines	4,598.
TOTAL MISCELLANEOUS- - - - -		924,223.00
		\$ 53,104,118.00



1947

AGRICULTURAL CROP REPORT 1947



KINGS COUNTY

OFFICE OF
AGRICULTURAL COMMISSIONER
AND STATE QUARANTINE GUARDIAN
KINGS COUNTY
HANFORD, CALIFORNIA

Mr. A. A. Brock, Director
State Department of Agriculture
Sacramento, California
and
The Honorable Board of Supervisors
Kings County
Hanford, California

Gentlemen:

In compliance with Section 65.5 of the Agricultural Code I hereby submit my annual report covering the Agricultural products for Kings County in 1947.

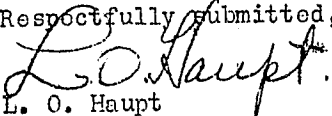
Vineyard and orchard acreage has been greatly reduced during the last few years, but with renewed emphasis during the past winter. In most cases it has been old unproductive acreage, but recently young thrifty orchards have been pulled because of low prices of certain varieties.

Cotton acreage showed a very heavy increase. The planting season was favorable so most growers secured a good stand and the fall season was ideal for harvesting, resulting in a record crop of 1.48 bales per acre.

The entire Tulare Lake Basin was brought under cultivation the first time since flooding. The area was largely planted to barley. Acreage was somewhat less than 1946 but conditions were favorable for heavy yield of 1.321 tons per acre.

Every effort has been made to secure accurate data on which to base these figures but in some cases estimates have been necessary. These are F.O.P., prices; and in order to arrive at true farm value, harvesting, packing and other farm costs should be deducted.

We cannot attempt to give credit to all who have cooperated in the compilation of this report but it was made possible by the cooperation of growers, warehousemen, shippers and governmental agencies.

Respectfully submitted,

L. O. Haupt
Agricultural Commissioner
Kings County

1947

FRUIT & NUT CROPS
KIN S COUNTY

<u>CROP</u>	<u>ACREAGE</u>	<u>YIELD</u>	<u>PRICE</u>	<u>VALUE</u>
<u>GRAPES:</u>				
Table	217	1547.21 T	\$ 30.00	\$ 46,416.30
Black Juice	606	3211.8 T	30.00	96,354.00
Muscat:	7,500			
Dried		749 T	132.00	98,868.00
Shipped Fresh		8279 T	30.00	248,370.00
Winery		13650 T	30.00	409,500.00
Thompson:	2,000			
Dried		1329 T	135.00	179,415.00
Winery		5484 T	30.00	164,520.00
Sultana:	300			
Dried		97 T	120.00	11,640.00
Winery		1028 T	30.00	30,840.00
TOTAL GRAPES - - - - -				\$1,285,923.30
<u>APRICOTS:</u>				
	2,098			
Cannery		494 T	61.00	30,134.00
Dried		850 T	360.00	307,800.00
Pits		336 T	40.00	13,440.00
Shipped Fresh		1000 T	55.00	55,000.00
TOTAL APRICOTS - - - - -				406,374.00
<u>PEACHES:</u>				
Cling	385	5108.95 T	49.90	254,936.60
Freestone:	2,400			
Local Market		952 T	40.00	38,080.00
Eastern Shipment		2782 T	55.00	153,010.00
Cannery		4776 T	44.00	210,144.00
Dried		1227 T	180.00	220,860.00
TOTAL PEACHES - - - - -				877,030.60
Persimmons	8	67 T	100.00	6,700.00
Plums	123	467 T	120.00	56,040.00
Prunes	30	60 T	110.00	6,600.00
Walnuts	578	318 T	440.00	139,920.00
Olives	292	161 T	150.00	25,438.00
				<u>230,108.00</u>
TOTAL FRUIT AND NUTS - - - - -				\$2,799,435.90

1947


FIELD CROPS - VEGETABLES
KINGS COUNTY

<u>CROP</u>	<u>ACREAGE</u>	<u>YIELD</u>		<u>PRICE</u>	<u>VALUE</u>
<u>FIELD CROPS:</u>					
Cotton	75,000	110,930	BLS	\$165.00	\$18,303,450.00
Cotton Seed		44,372	T	98.00	<u>4,348,456.00</u>
					\$22,651,906.00
<u>HAY:</u>					
Alfalfa	32,000	170,240	T	21.00	3,575,040.00
Grain	5,000	7,500	T	19.00	<u>142,500.00</u>
					3,717,540.00
<u>GRAIN:</u>					
Barley	110,000	145,310	T	65.00	9,445,150.00
Oats	700	200	T	65.00	18,200.00
Wheat	7,000	7,931	T	85.00	674,135.00
Milo	1,500	2,400	T	82.00	19,680.00
Flax	8,000	136,800	BU	7.25	<u>991,800.00</u>
					11,148,965.00
Alfalfa Seed		42.5	T	340.00	14,450.00
Sugar Beets	1,166.5	2,280	T		248,787.85
Straw		18,000	T	3.50	<u>63,000.00</u>
					326,237.85
TOTAL FIELD CROPS - - - - -					37,844,648.85
<u>VEGETABLE CROPS:</u>					
Watermelons	562	4,713	T	30.00	141,390.00
Cantaloupe	330	35,200	CRTS	3.00	105,600.00
Persians	300	24,000	CRTS	2.00	48,000.00
Tomatoes	10	2,000	LUGS	2.00	4,000.00
Sweet Potatoes	110	289	T	200.00	57,800.00
Carrots	15	5,040	CRTS	3.01	15,200.00
Broccoli	174	9,737	CRTS	1.85	<u>18,013.00</u>
TOTAL VEGETABLE CROPS - - - - -					390,003.00
TOTAL FIELD & VEGETABLE CROPS-----					\$38,234,651.85

1947

LIVESTOCK - MISCELLANEOUS CROPS
KINGS COUNTY

<u>CROP</u>	<u>YIELD</u>	<u>VALUE</u>
<u>LIVESTOCK:</u>		
Cattle:		
Shipped & Slaughtered		\$ 5,500,000.00
Hogs	7,901 HD	276,633.90
Sheep	19,440 "	329,313.60
Wool	132,000 LBS	56,760.00
Butterfat:		
Manufacturing Milk	5,796,887 "	5,462,239.00
Market Milk	2,021,992 "	2,352,421.00
TOTAL LIVESTOCK - - - - -		\$13,977,367.50
<u>MISCELLANEOUS:</u>		
Honey (5,000 Colonies)	180,000 LBS	32,400.00
Beeswax	4,500 "	1,845.00
Berries	44 T	7,920.00
Poultry and Eggs		300,000.00
Turkeys	56,300	410,990.00
Turkey Eggs	231,000 Eggs	50,820.00
Nursery Stock		18,500.00
TOTAL MISCELLANEOUS - - - - -		<u>822,475.00</u>
TOTAL LIVESTOCK & MISCELLANEOUS - - - - -		14,799,842.50
TOTAL 1947 CROPS		\$55,833,930.25



1948

Calif. - Kings Co.

AGRICULTURAL CROP REPORT 1948



KINGS COUNTY

LIBRARY
COLLEGE OF AGRICULTURE
DAVIS

Mr. A. A. Erock, Director
State Department of Agriculture
Sacramento, California
and
The Honorable Board of Supervisors
Kings County
Hanford, California

Gentlemen:

In compliance with Section 65.5 of the Agricultural Code I hereby submit my annual report covering the Agricultural products for Kings County in 1948.

Cotton is again by far the most valuable crop. The acreage increased over thirty-three percent. The wet cool April was very favorable for grain, but was decidedly unfavorable to cotton. Replanting was necessary in many fields and the final stand was poor on a considerable acreage. While prices of both lint and seed were lower the total income from the cotton crop was larger than in 1947.

The acreage of vineyards and most varieties of fruit showed a decrease with the exception of cling peaches which showed an increase.

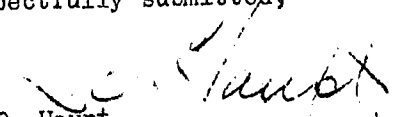
A number of farm organizations have requested the Agricultural Commissioners to report the net return to growers instead of the gross. The commissioners felt that sufficient data is not available to determine the cost of producing the various crops which would be necessary in order to compute the net return. So, we are again reporting the gross return for the various crops, which may be high in some cases but does not necessarily mean a high profit to the growers.

Heretofore we have used an estimate of the poultry production of the County. This year we were able to replace the estimate by actual figures on egg and meat bird production.

Our cover page of this report is a photograph of a young farmer with his three prize heifers. Kings County is proud of its young people, who through their club activities are doing much towards the improvement of the livestock in the County.

We cannot attempt to give credit to all who have cooperated in the compilation of this report, but it was made possible by the cooperation of growers, warehouses, shippers, various individuals and governmental agencies.

Respectfully submitted,


L. O. Haupt
Agricultural Commissioner

1948
FRUIT & NUT CROPS
KINGS COUNTY

<u>CROP</u>	<u>ACREAGE</u>	<u>YIELD</u>		<u>PRICE</u>	<u>VALUE</u>
<u>GRAPES:</u>					
Table	186	1315.02	T	32.00	42,080.64
Plack Juice	662	4375.82	T	35.00	153,153.70
Muscat:	5736				
Dried		232	T	165.00	38,280.00
Shipped Fresh		8775	T	33.00	289,575.00
Winery		16109	T	30.00	483,270.00
Thompson:	2165				
Dried		3267	T	125.00	408,375.00
Winery & Fresh		2300	T	29.00	66,700.00
Sultana:	231				
Dried		29	T	120.00	3,480.00
Winery		1039	T	35.00	36,365.00
TOTAL GRAPES - - - - -					\$ 1,521,279.34
<u>APRICOTS:</u>					
	1614				
Cannery		3694	T	45.00	166,230.00
Dried		698.5	T	280.00	195,580.00
Pits		310	T	40.00	12,400.00
Shipped Fresh		932	T	45.00	41,940.00
TOTAL APRICOTS - - - - -					\$ 416,150.00
<u>PEACHES:</u>					
	441	6791	T	65.75	446,508.25
Cling	2141				
Freestone:					
Local Market		61	T	55.00	3,355.00
Eastern Shipment		2512	T	66.00	165,792.00
Cannery		4741	T	55.00	260,755.00
Dried		506.75	T	280.00	141,890.00
TOTAL PEACHES - - - - -					\$ 1,018,300.25
Persimmons	8	50	T	50.00	2,500.00
Plums	112	354	T	175.00	61,950.00
Prunes	34	64	T	140.00	8,960.00
Walnuts	580	384.5	T	440.00	169,180.00
Olives	307	360	T	200.00	<u>72,000.00</u>
					\$ 314,590.00

1948
FIELD CROPS - VEGETABLES
KINGS COUNTY

<u>CROP</u>	<u>ACREAGE</u>	<u>YIELD</u>		<u>PRICE</u>	<u>VALUE</u>
<u>FIELD CROPS:</u>					
Cotton	107,700	121,326	BLS	160.00	19,412,160.00
Cotton Seed		48,458	T	75.00	3,634,350.00
					<u>23,046,510.00</u>
<u>HAY:</u>					
Alfalfa	30,000	126,000	T	26.50	3,339,000.00
Grain	4,500	6,750	T	22.00	148,500.00
					<u>3,487,500.00</u>
<u>GRAIN:</u>					
Barley	105,000	122,325	T	55.00	6,727,875.00
Oats	360	160	T	61.00	9,760.00
Wheat	7,000	7,210	T	73.20	527,772.00
Milo	2,777	3,946.12	T	53.00	209,144.36
Flax	6,600	133,980	BU	7.00	937,860.00
Melilotus Indica		748	T	100.00	74,800.00
					<u>8,487,231.36</u>
Field Corn	304	158	T	62.00	9,796.00
Sugar Beets	2,123	24,094.2	T	12.50	301,177.50
Straw (loose in field)		25,000	T	4.00	100,000.00
					<u>410,973.50</u>

TOTAL FIELD CROPS - - - - - \$ 35,432,194.86


VEGETABLE CROPS:

Watermelons	180	1,442	T	47.00	67,774.00
Cantaloupe	150	26,250	CRTS	4.00	105,000.00
Tomatoes	18	4,200	LUGS	2.10	8,820.00
Sweet Potatoes	45	60	T	233.33	13,999.80
Carrots	30	5,775	CRTS	2.60	15,015.00

TOTAL VEGETABLE CROPS - - - - - \$ 210,608.80

1948
LIVESTOCK - MISCELLANEOUS CROPS
KINGS COUNTY

<u>CROP</u>	<u>YIELD</u>	<u>VALUE</u>
<u>LIVESTOCK:</u>		
Cattle:		
Shipped & Slaughtered		\$ 6,588,574.00
Hogs	8,944 HD	291,712.09
Sheep	3,000 HD	31,500.00
Lambs	6,480 HD	132,840.00
Wool	70,000 LBS	33,600.00
Butterfat:		
Manufacturing Milk	5,349,918 LBS	5,721,812.90
Market Milk	1,934,736 LBS	2,396,505.18
	TOTAL LIVESTOCK - - - - -	\$ 15,196,544.17
<u>MISCELLANEOUS:</u>		
Honey (5,222 colonies)	261,100 LBS	39,824.00
Beeswax	6,550 LBS	2,751.00
Berries	194 T	40,740.00
Egg Production		345,037.00
Poultry (Market Production)		106,727.50
Turkeys	42,780 HD	381,899.10
Turkey Eggs	194,000 Eggs	68,040.00
Nursery Stock		20,000.00
	TOTAL MISCELLANEOUS - - - - -	\$ 1,005,018.60
TOTAL FRUIT & NUTS - - - - -		\$ 3,270,319.59
TOTAL FIELD CROPS & VEGETABLE CROPS -		\$ 35,642,803.66
TOTAL LIVESTOCK & MISCELLANEOUS - - -		\$ 16,201,562.77
TOTAL 1948 CROPS - - - - -		\$ 55,114,686.02



1949

1949

1949

ANNUAL
AGRICULTURAL CROP
REPORT

KINGS COUNTY
DEPARTMENT OF AGRICULTURE

Compiled by

L. O. Haupt
Commissioner

1949

LESLIE
COLLEGE OF AGRICULTURE
DAVIS

ORIGINAL DEFECTIVE

1949
FRUIT & NUT CROPS
KINGS COUNTY

<u>CROP</u>	<u>ACREAGE</u>	<u>YIELD</u>	<u>PRICE</u>	<u>VALUE</u>
<u>GRAPES:</u>				
Table	171	1368 Tons	\$ 24.00	\$ 32,832.
Black Juice	720	2880 T	24.00	69,120.
Muscat:	5453			
Dried		1225 T	150.00	183,750.
Shipped Fresh		6314 T	24.00	151,536.
Winery		5543 T	24.00	133,032.
Thompson:	2070			
Dried		1900 T	140.00	266,000.
Winery & Fresh		170 T	24.00	4,080.
Sultana:	231			
Dried		37 T	140.00	5,180.
Winery		524 T	28.00	14,672.
TOTAL GRAPE VALUE				\$ 860,202.
<u>APRICOTS:</u>				
	1130			
Cannery		482 T	\$ 37.50	\$ 18,105.
Dried		273 T	300.00	81,900.
Pits		88 T	35.00	3,080.
Shipped Fresh		545 T	40.00	21,800.
Total Apricot Value ...				\$ 124,885.
<u>PEACHES:</u>				
Cling	455	5123 T	\$ 40.00	\$ 204,932.
Freestone	1631			
Local Market		3400 T	35.00	119,000.
Eastern Shipment		1900 T	50.00	95,000.
Cannery		1471 T	35.00	52,956.
Dried		1014 T	270.00	273,780.
Total Peach Value ...				\$ 745,668.
Plums	112	360 T	\$ 75.00	\$ 27,000.
Prunes	34	62 T	140.00	8,680.
Walnuts	593	375 T	400.00	150,000.
Olives	307	370 T	205.00	75,850.
Total Fruit and Nut Crop Value ...				\$ 1,992,285.

1949
FIELD CROPS - VEGETABLES
KINGS COUNTY

<u>CROP</u>	<u>ACREAGE</u>	<u>YIELD</u>	<u>PRICE</u>	<u>VALUE</u>
<u>FIELD CROPS:</u>				
Cotton	125,000	172,426 Bls.	\$ 147.00	\$ 25,346,622.
Cotton Seed		68,970 T	46.40	<u>3,200,408.</u>
		Total Cotton Crop Value		\$ 28,547,030.
Alfalfa	30,000	165,000 T	\$ 21.00	\$ 3,465,000.
Grain	4,300	6,450 T	17.50	112,875.
Alfalfa Seed				<u>21,054.</u>
<u>GRAIN:</u>				
B. Vley	103,000	132,870 T	\$ 45.00	\$ 5,979,150.
Oats	500	250 T	58.00	14,500.
Wheat	6,500	6,825 T	67.00	457,275.
Milo	2,500	4,250 T	55.00	233,750.
Flax	3,800	68,400 BU	3.94	269,496.
Melilotus				
Indica		30 T	80.00	2,400.
Sunflowers	58	18 T	140.00	2,520.
Sugar Beets	1,166	18,564 T	16.60	308,162.
Straw		18,000 T	3.00	<u>54,000.</u>

Total Field Crop Value \$ 39,467,212.

VEGETABLES: TRUCK CROPS:

Watermelons	170	1,098 T	\$ 35.00	\$ 38,430.
Cantaloupes	40	2,941 CRTS	2.70	7,940.
Tomatoes	17	6,000 LGS	1.80	10,800.
Sweet Potatoes	50	200 T	78.00	<u>15,600.</u>

Total Truck Crop Value \$ 72,770.

1949
LIVESTOCK -- MISCELLANEOUS CROPS
KINGS COUNTY

<u>CROP</u>	<u>YIELD</u>	<u>VALUE</u>
<u>LIVESTOCK:</u>		
Cattle		
Shipped and Slaughtered		\$ 5,270,860.
Hogs	9,146 HD	373,437.
Sheep	3,000 HD	29,925.
Lambs	6,080 HD	130,720.
Wool	64,400 LBS.	32,200.
Butterfat:		
Manufacturing Milk	4,960,000 LBS.	3,819,200.
Market Milk	2,216,000 LBS.	<u>2,371,120.</u>
Total Livestock Value ...		\$ 12,027,462.

MISCELLANEOUS:

Honey (4731 Colonies)	190,000 LBS.	\$ 15,200.
Berries	161 T	37,515.
Beeswax	4,750 LBS.	1,900.
<u>EGGS:</u>		
Chicken eggs	727,092 DOZ.	349,004.
Turkey eggs	464,500	167,220.
<u>Market Poultry:</u>		
Chickens	118,450	118,450.
Turkeys	85,400 HD	542,290.
Nursery Stock		<u>25,000.</u>
Total Miscellaneous Crop Value ...		\$ 1,256,579.


* * * *

TOTAL CROP VALUES

Fruit and Nuts	\$ 1,992,285.
Field and Truck Crops	39,539,982.
Livestock and Miscellaneous	<u>13,284,041.</u>
Grand Total Value, 1949 Crops	\$ 54,816,308.

* * * *


* * * * *



1950

AGRICULTURAL CROP REPORT 1950

KINGS COUNTY



OFFICE OF
AGRICULTURAL COMMISSIONER
HANFORD, CALIFORNIA

LIBRARY
STATE OF CALIFORNIA

ANNUAL
AGRICULTURAL CROP REPORT

KINGS COUNTY
1950

Compiled by
OFFICE OF AGRICULTURAL COMMISSIONER
HANFORD, CALIFORNIA

L. O. Haupt
Agricultural Commissioner

E. W. Broaddus, Agricultural Inspector

W. E. Lee, Agricultural Inspector

S. A. Collier, Agricultural Inspector

M. J. Sain, Apiary Inspector

Rita Parks, Stenographer

L.O.Haupt
Commissioner

Office: 221 Lacey Blvd.
Telephone 235

Office of
AGRICULTURAL COMMISSIONER
And State Quarantine Guardian
Kings County
Hanford, California

Honorable A. A. Brock, Director of Agriculture, and

The Honorable Board of Supervisors of Kings County

Gentlemen:

In compliance with Section 65.5 of the Agricultural Code, I hereby submit the Annual Crop Report, compiled by the Commissioner and staff of the Agricultural Commissioner's office of Kings County.

The cover page of this report is a photograph of the Kings County exhibit at the 1950 State Fair, also prepared and installed by this office.

This report shows a marked increase over the 1949 crop returns which is largely due to increased prices, rather than increased production. This does not mean greater profits to the growers, as in many cases the increased cost of production offset the higher prices. These figures are based on F.O.B. prices, as we have no means of computing the net returns to growers.

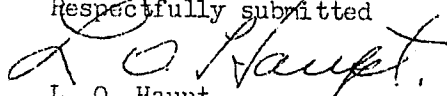
Cotton was again the most valuable crop in the County. Acreage decreased, but higher prices more than offset the smaller acreage. The cotton crop has been a very valuable crop for the County during the transition period from fruits and vineyards to field crops. The high income from cotton has enabled the growers to pull the vines and trees, level the land, and produce a crop during the same year, without loss of revenue.

Production records of fruits and grapes is dependent on accurate figures, which are very difficult to keep up to date, due to the continuous removal of these crops. Very often production records are available to us on a portion of the acreage, which enables us to compute the total production if acreage figures are available.

Two new crops made their appearance in commercial production during the year in Kings County. Safflower, long heralded as the future oil crop, proved disappointing to nearly all producers of this crop. Indian Corn was much more satisfactory, as many growers obtained favorable returns.

We cannot attempt to give credit to all who have cooperated in the compilation of this report, but it was made possible by the cooperation of growers, warehousemen, shippers, various individuals and Governmental agencies.

Respectfully submitted


L. O. Haupt
Agricultural Commissioner

Fruit and Nut Crops
Kings County
1950

<u>Crop</u>	<u>Acres</u>	<u>Yield</u>	<u>Unit Price</u>	<u>F. O. B. Value</u>	<u>Total Value</u>
<u>GRAPES:</u>					
Table & Sultana	210	593 Tons	\$ 65.00	\$ 38,545.	
Black Juice	838	3,938 Tons	\$ 65.00	\$ 255,970.	
Muscat:	5,007				
Dried:		90 Tons	\$250.00	\$ 22,500.	
Shipped Fresh:		5,598 Tons	82.50	461,835.	
Winery:		6,095 Tons	82.50	502,837.	
Thompson:	1,571				
Dried:		1,068 Tons	\$250.00	\$ 267,000.	
Winery & Fresh:		5,152 Tons	56.00	288,512.	\$ 1,837,199.
<u>APRICOTS:</u>					
	774				
Cannery:		810 Tons	\$ 52.50	\$ 42,525.	
Dried:		75 Tons	400.00	30,000.	
Shipped Fresh:		410 Tons	100.00	41,000.	\$ 113,525.
<u>PEACHES:</u>					
Cling	362	3,609 Tons	\$ 60.00	\$ 216,540.	
Freestone:	1,277				
Shipped:		7,124 Tons	\$ 85.00	\$ 605,540.	
Cannery:		504 Tons	65.00	32,760.	
Dried:		200 Tons	280.00	56,000.	\$ 910,840.
<u>MISCELLANEOUS FRUITS AND NUTS:</u>					
Plums	110	247 Tons	\$150.00	\$ 37,050.	
Fruites	37	52 Tons	\$245.00	\$ 12,740.	
Olives	344	354 Tons	\$225.00	\$ 79,650.	
Nectarines	40	160 Tons	\$151.00	\$ 24,160.	
Walnuts (Preliminary)	625	350 Tons	\$360.00	\$ 126,000.	
Persimmons		2,000 Flats	\$ 1.50	\$ 3,000.	\$ 282,600.

Fruit and Nuts Total Value \$ 3,144,164.

Field Crops - Truck Crops
Kings County
1950

<u>Crop</u>	<u>Acreage</u>	<u>Yield</u>	<u>Unit Price</u>	<u>F.O.B. Value</u>	<u>Total Value</u>
<u>FIELD CROPS:</u>					
Cotton (Preliminary)	82,100	125,259 Bls.	\$200.00	\$25,051,800.	
Cotton Seed		50,103 Tons	100.00	5,010,360.	\$30,062,160.
Alfalfa	32,000	140,400 Tons	\$ 19.00	\$ 2,667,600.	
Alfalfa Seed	300	16 Tons	380.00	6,080.	\$ 2,673,680.
Grain Hay	3,500	5,250 Tons	\$ 17.00	\$ 89,250.	
Indian Corn	2,500	2,700 Tons	\$ 62.00	\$ 167,400.	
Barley	112,000	151,200 Tons	\$ 45.50	\$ 6,879,600.	
Oats	1,535	844 Tons	\$ 56.00	\$ 47,264.	
Wheat	7,290	6,488 Tons	\$ 68.00	\$ 441,184.	
Milo	4,000	4,680 Tons	\$ 48.00	\$ 224,640.	
Flax	1,000	36,000 Bu.	\$ 4.00	\$ 144,000.	
Sunflowers	67	50 Tons	\$120.00	\$ 6,000.	
Sugar Beets	2,000	30,000 Tons	\$ 13.50	\$ 405,000.	
Straw (Baled)		15,000 Tons	\$ 7.25	\$ 108,750.	
Safflower	2,000	1,120 Tons	\$ 70.00	\$ 78,400.	\$ 8,591,488.
Total Field Crops Value					\$41,327,328.
<u>TRUCK CROPS:</u>					
Watermelons	363	1,180 Tons	\$ 47.50	\$ 56,050.	
Cantaloupes	80	14,000 Crts.	\$ 2.25	\$ 31,500.	
Tomatoes	18	6,850 Lugs	\$ 3.50	\$ 23,975.	
Total Truck Crops Value					\$ 111,525.

Livestock - Miscellaneous Crops
Kings County
1950

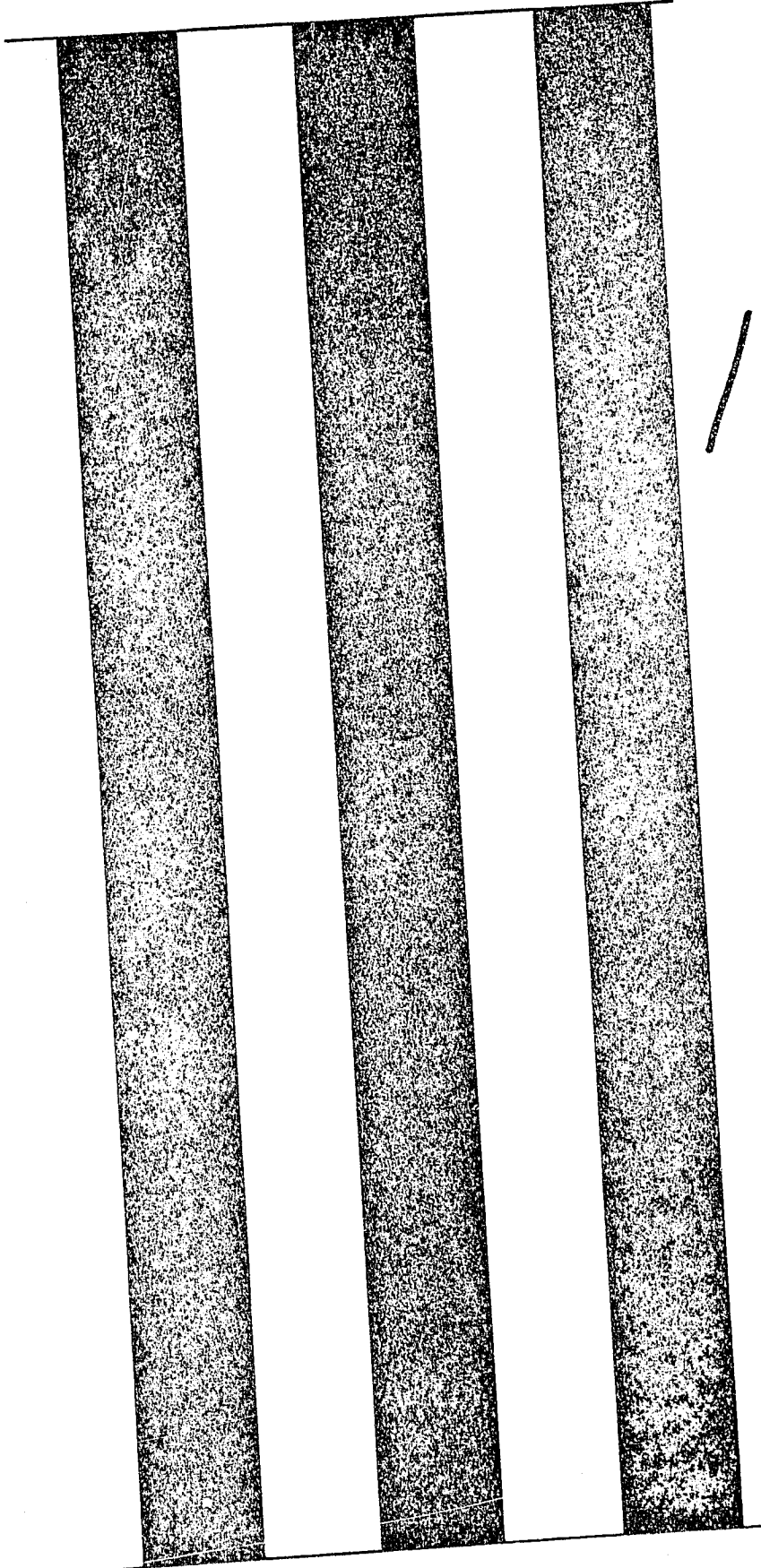
<u>Crop</u>	<u>Yield</u>	<u>F.O.B. Value</u>	<u>Total Value</u>
<u>LIVESTOCK:</u>			
Beef Cattle and Calves (Including gain in feed yards)		\$ 6,238,304.	
Hogs	9,142 Hd.	\$ 208,783.	
Lambs	12,000 Hd.	\$ 255,000.	
Wool	160,000 Lbs.	\$ 80,000.	\$ 6,782,087.
Butterfat:			
Manufacturing milk	4,926,000 Lbs.	\$ 3,926,000.	
Market Milk	2,237,000 Lbs.	\$ 2,215,000.	\$ 6,141,000.
Total Livestock Value			\$12,923,087.
<u>MISCELLANEOUS CROPS:</u>			
Honey	5,000 Colonies	150 Tons	\$ 25,500.
Beeswax		7,500 Lbs.	\$ 3,000.
Chickens:			
Eggs	989,150 Dozens		\$ 375,877.
Meat Birds	157,900 Birds		\$ 148,426.
Turkeys:			
Eggs	383,000		\$ 107,240.
Meat Birds	106,273 Birds		\$ 640,959.
Nursery Stock			\$ 25,000.
Total Miscellaneous crops value ..			\$ 1,326,002.

AGRICULTURAL CROP REPORT
Kings County
1950

RECAPITULATION

Apiary	\$ 28,500.
Field Crops	41,327,328.
Fruit and Nut Crops	3,114,164.
Livestock and Dairy Products	12,923,087.
Nursery Stock	25,000.
Poultry Products	1,272,502.
Truck Crops	<u>111,525.</u>
1950 Total Farm Value	\$ 58,832,106.

1946 Farm Value	\$ 53,104,118.
1947 Farm Value	\$ 55,833,930.
1948 Farm Value	\$ 55,114,686.
1949 Farm Value	\$ 54,816,308.
1950 Farm Value	\$ 58,832,106.



1951



AGRICULTURAL CROP REPORT

KINGS COUNTY

1951

OFFICE OF
AGRICULTURAL COMMISSIONER
HANFORD, CALIFORNIA

ANNUAL
AGRICULTURAL CROP REPORT

KINGS COUNTY
1951

Compiled by
OFFICE OF AGRICULTURAL COMMISSIONER
HANFORD, CALIFORNIA

L. O. HAUPT
Agricultural Commissioner

S. A. Collier, Agricultural Inspector

W. E. Lee, Agricultural Inspector

R. E. Newkirk, Agricultural Inspector

M. J. Sain, Apiary Inspector

Rita Parks, Stenographer

L. O. Haupt
Commissioner

Office of
AGRICULTURAL COMMISSIONER
and
State Quarantine Guardian
Kings County
Hanford, California

221 Lacey Blvd.
Phone 235

Honorable A. A. Brock, Director of Agriculture, and
Honorable Board of Supervisors of Kings County

Gentlemen:

In compliance with Section 65.5 of the Agricultural Code, I hereby submit the Annual Crop Report, compiled by the Commissioner and Staff of the Agricultural Commissioner's Office of Kings County.


The cover page of this report is a photograph of a purebred dairy of Kings County, one of the oldest in the County, which has been operating as a purebred dairy since 1910.

The total value of crops exceeds that of 1950 by several million dollars, largely as a result of increased acreage of cotton. A new crop, Certified Alfalfa Seed, made its appearance for the first time this year and will probably show a large increase within the next few years.

Most crops brought a better price per unit than they did in 1950, with the exception of Grapes of all varieties. The Grape crop was good, producing more tonnage per acre than for a number of years, but the low price and the high cost of labor more than offset the increased tonnage.

We would like to express our appreciation for the help we received from growers, warehousemen, shippers, individuals and Governmental Agencies, which made the compilation of this report possible.

Respectfully submitted


L. O. Haupt
Agricultural Commissioner
Kings County

KINGS COUNTY
1951

	Acreage	Yield	Unit Price	F.O.B. Value	Total Value
FRUIT & NUT CROPS:					
GRAPES:					
Table	139	1,018 Tons	\$ 26.50	\$ 26,977.	
Black Juice	698	4,606 Tons	28.00	128,968.	
Muscat:	4,106				
Dried		219 Tons	\$167.00	\$ 36,573.	
Shipped Fresh		5,096 Tons	28.00	142,688.	
Winery		18,253 Tons	28.00	511,084.	
Thompson Seedless and Sultana:	1,897				
Dried		1,818 Tons	\$160.00	\$290,880.	
Winery		9,042 Tons	30.00	<u>271,260.</u>	\$ 1,408,430.
Apricots:	671				
Cannery & Quick Freeze		3,129 Tons	\$ 73.00	\$228,417.	
Dried		96 Tons	440.00	42,240.	
Shipped Fresh		356 Tons	90.00	<u>32,040.</u>	\$ 302,697.
Peaches:					
Cling	409	5,357 Tons	\$ 77.50	\$415,168.	
Freestone	1,303				
Shipped		5,766 Tons	66.00	380,556.	
Cannery		2,331 Tons	65.00	151,515.	
Dried		358 Tons	310.00	<u>110,980.</u>	\$ 1,058,219.
Plums	111	732 Tons	\$ 95.00	\$ 69,540.	
Prunes	10	30 Tons	120.00	3,600.	
Olives	399	812 Tons	300.00	243,600.	
Nectarines	35	170 Tons	178.00	30,260.	
Walnuts	579	269 Tons	400.00	<u>107,600.</u>	<u>\$ 454,600.</u>
TOTAL VALUE FRUIT AND NUT CROPS					\$ 3,223,946.

KINGS COUNTY
1951

	<u>Acreage</u>	<u>Yield</u>	<u>Unit Price</u>	<u>F.O.B. Value</u>	<u>Total Value</u>
FIELD CROPS:					
Cotton (Prelim)	173,000	220,684 Bls.	\$ 200.00	\$ 44,136,800.	
Cotton Seed		88,273 Tons	75.00	<u>6,620,475.</u>	\$ 50,757,275.
Alfalfa:	25,000	112,500 Tons	29.50	3,318,750.	
Alfalfa Seed:					
Common	70	21 Tons	500.00	10,500.	
Ranger	150	161,687 Lbs.	.56	<u>90,545.</u>	\$ 3,419,795.
Grain & Oat Hay	1,050	700 Tons	28.00	19,600.	
Barley	80,000	102,400 Tons	60.00	6,144,000.	
Wheat	2,045	1,768 Tons	73.00	129,064.	
Milo	590	488 Tons	60.00	29,280.	
Flax	1,000	42,500 Bu.	5.00	212,500.	
Sugar Beets	196	2,989 Tons	12.28	36,705.	
Straw		4,800 Tons	3.00	14,400.	
Safflower	300	300 Tons	70.00	<u>21,000.</u>	\$ 6,606,549.
TOTAL VALUE FIELD CROPS					\$ 60,783,619.

TRUCK CROPS:

Watermelons	363	3,510 Tons	\$ 30.00		\$ 105,300.
Tomatoes	37	8,400 Lugs	1.50		12,600.
Carrots	10	2,200 Crates	4.75		<u>10,460.</u>
Total Value TRUCK CROPS					\$ 128,360.

KINGS COUNTY
1951

	Yield	F.O.B. Value	Total Value
LIVESTOCK:			
Beef & Dairy Cows and Calves		\$ 4,022,098.	
Cattle Gains in Feed Yards		3,708,000.	\$ 7,730,098.
Hogs	8,500 Hd.	\$ 238,000.	
Lambs	25,200 Hd.	730,800.	
Wool	210,000 Lbs.	193,200.	\$ 1,162,000.
DAIRY PRODUCTS:			
Butterfat:			
Manufacturing Milk	4,449,000 Lbs.	\$ 4,405,000.	
Market Milk	2,406,000 Lbs.	2,887,000.	\$ 7,292,000.
TOTAL VALUE LIVESTOCK AND DAIRY			\$ 16,184,098.
MISCELLANEOUS CROPS:			
POULTRY PRODUCTS:			
Chickens:			
Eggs	1,045,850 Doz.	\$ 456,614.	
Meat Birds	238,607 Birds	184,111.	
Turkeys:			
Eggs	1,074,500 Eggs	\$ 258,300.	
Meat Birds	130,070 Birds	787,368.	\$ 1,686,393.
APIARY PRODUCTS:			
Honey	5,036 col. 242 Tons	\$ 48,400.	
Beeswax	6,776 Lbs.	3,524.	\$ 51,924.
NURSERY STOCK:			
Fruit & Nut Trees	60,231 Trees	\$ 18,769.	
Grape Vines	244,940 Vines	10,757.	\$ 29,526.
TOTAL VALUE MISCELLANEOUS CROPS			\$ 1,767,843.

AGRICULTURAL CROP REPORT


KINGS COUNTY

1951

RECAPITULATION

Fruit and Nut Crops	\$ 3,223,946.
Field Crops	60,783,619.
Truck Crops	128,360.
Livestock and Dairy Products	16,184,098.
Poultry Products	1,686,393.
Apiary Products	51,924.
Nursery Stock	29,526.
<hr/>	
Total Farm Value 1951	\$ 82,087,866.
Total Farm Value 1950	\$ 58,832,106.
Total Farm Value 1949	54,816,308.
Total Farm Value 1948	55,114,686.
Total Farm Value 1947	55,833,930.

* * * * *



1952



View of 1952

AGRICULTURAL CROP REPORT

KINGS COUNTY

1952

LIBRARY
UNIVERSITY OF CALIFORNIA
DAVIS

ANNUAL
CROP REPORT
1952

Compiled by

DEPARTMENT OF AGRICULTURE OF KINGS COUNTY
Hanford, California

L. O. Haupt
Agricultural Commissioner

S. A. Collier, Agricultural Inspector
R. E. Newkirk, Agricultural Inspector

W. E. Lee, Agricultural Inspector
M. J. Sain, Apiary Inspector

Rita Parks, Secretary

L. O. Haupt
Commissioner

P. O. Box 463
Telephone 235

Kings County
DEPARTMENT OF AGRICULTURE
221 Lacey Boulevard
Hanford, California

Honorable A. A. Brock, Director of Agriculture, and
Honorable Board of Supervisors of Kings County

Gentlemen:

In compliance with Section 65.5 of the Agricultural Code, I hereby submit the annual crop report, compiled by the Commissioner and staff of the Department of Agriculture.

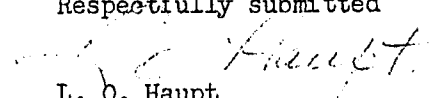
As has been our custom in the past, we have selected a typical agricultural scene for our cover page, a combined harvester cutting barley in the Tulare Lake area. Barley is the second most important crop of the County from the standpoint of acreage and returns to the growers.

The 1952 income shows a definite decline from the peak year of 1951. This was brought about by the loss of several thousand acres of barley and the reduction of cotton acreage in the Tulare Lake area by flooding. There was also a marked decline in prices of several crops, particularly cotton and beef cattle.

A new crop, potatoes, was planted in the Murray district, increasing the acreage of vegetables in that area, where watermelons, asparagus and sweet potatoes are being grown.

We again express our appreciation for the help we received from growers, warehousemen, shippers, individuals and governmental agencies, which made the compilation of this report possible.

Respectfully submitted


L. O. Haupt
Agricultural Commissioner
Kings County

KINGS COUNTY
1952

	Acres	Yield	Unit Price	F.O.B. Value	Total Value
FRUIT & NUT CROPS:					
GRAPES:					
TABLE	138	1,007 Tons	\$ 23.25	\$ 23,413.	
BLACK JUICE	602	4,214 Tons	23.25	97,975.	
MUSCAT	3,462				
Dried		460 Tons	165.00	71,900.	
Shipped fresh		3,864 Tons	25.00	96,600.	
Winery		6,759 Tons	24.00	162,216.	
THOMPSON SEEDLESS AND SULTANA:	1,698				
Dried		3,220 Tons	160.00	515,200.	
Winery & green shipment		1,440 Tons	25.00	<u>36,000.</u>	\$ 1,003,304.
APRICOTS					
	600				
Cannery & Quick freeze		2,280 Tons	95.00	216,600.	
Dried		50 Tons	640.00	32,000.	
Shipped fresh		320 Tons	95.00	<u>30,400.</u>	\$ 279,000.
PEACHES, CLINGS	451	4,916 Tons	65.00	319,540.	
PEACHES, FREESTONE	1,242				
Shipped fresh		5,525 Tons	65.00	359,125.	
Cannery-Quick freeze		5,837 Tons	60.00	350,220.	
Dried		95 Tons	347.00	<u>32,965.</u>	\$ 1,061,850.
PLUMS	132	330 Tons	230.00	75,900.	
OLIVES	391	427 Tons	100.00	42,700.	
NECTARINES	42	281 Tons	190.00	53,390.	
WALNUTS	700	320 Tons	400.00	128,000.	
PERSIMMONS	2	600 Lugs	1.90	<u>1,140.</u>	\$ 301,130.
TOTAL VALUE FRUIT AND NUT CROPS					\$ 2,645,284.

KINGS COUNTY
1952

	Acres	Yield	Unit Price	F.O.B. Value	Total Value
<u>FIELD CROPS:</u>					
COTTON	159,000	180,347 Bls.	\$165.00	\$ 29,757,255.	\$ 34,969,319.
COTTON SEED		76,648 Tons	68.00	<u>5,212,064.</u>	
ALFALFA HAY	25,000	142,500 Tons	28.00	3,990,000.	
ALFALFA SEED	850	154 Tons	572.00	88,088.	
SUDAN GRASS SEED	455	122,700 Lbs.	.08	9,816.	
GRAIN & OAT HAY	1,990	1,990 Tons	26.00	51,740.	
OATS	200	200 Tons	72.00	14,400.	
BARLEY	135,312	148,884 Tons	64.00	9,528,576.	
WHEAT	895	1,005 Tons	70.20	70,551.	
MILO	348	363 Tons	72.00	26,136.	
FLAX	300	12,000 Bu.	4.28	51,360.	
SUGAR BEETS	161	1,884 Tons	14.00	26,376.	
STRAW	*	16,500 Tons	3.00	49,500.	
CASTOR BEANS	102	57 Tons	209.00	11,913.	
PROSO (Hog millet)	45	41 Tons	77.00	<u>3,157.</u>	<u>\$ 13,921,613.</u>
TOTAL VALUE FIELD CROPS					\$ 48,890,932.

TRUCK CROPS:

ASPARAGUS	75	1,714 Crts.	3.50	\$ 5,999.	
WATERMELONS	431	3,652 Tons	40.00	146,080.	
POTATOES	160	30,875 Sax	3.25	100,343.	
TOMATOES	17	14,000 Lugs	1.70	23,800.	
SWEET POTATOES	27	5,400 Lugs	2.00	<u>10,800.</u>	
TOTAL VALUE TRUCK CROPS					\$ 287,022.

KINGS COUNTY
1952

	Yield	F.O.B. Value	Total Value
<u>LIVESTOCK & DAIRY PRODUCTS:</u>			
BEEF & DAIRY COWS & CALVES		\$ 3,434,630.	
CATTLE GAINS IN FEED YARDS		3,207,907.	\$ 6,642,537.
HOGS	,	119,469.	
LAMBS	24,080 Head	585,144.	
WOOL	225,000 Lbs.	112,500.	\$ 817,113.
<u>BUTTERFAT:</u>			
Manufacturing Milk	3,244,000 Lbs.	6,715,520.	
Market Milk	2,752,000 Lbs.	3,770,240.	\$ 10,485,760.
TOTAL VALUE LIVESTOCK AND DAIRY PRODUCTS			\$ 17,945,410.

POULTRY PRODUCTS:

<u>CHICKENS:</u>			
Eggs	1,144,564 Doz.	\$ 526,499.	
Broilers & Fryers	476,706 Birds	438,014.	
Other Meat birds	30,000 Birds	21,000.	
<u>TURKEYS:</u>			
Eggs	858,000 Eggs	297,220.	
Meat Birds	237,640 Birds	1,064,223.	
TOTAL VALUE POULTRY PRODUCTS			\$ 2,346,956.

APIARY PRODUCTS:

HONEY (5,000 Colonies)	320 Tons	\$ 80,000.	
BEESWAX	8,960 Lbs.	3,861.	
TOTAL VALUE APIARY PRODUCTS			\$ 83,861.

NURSERY STOCK:

FRUIT, NUT & SHADE TREES	64,782 Trees	\$ 35,944.	
GRAPE VINES	329,406 Vines	13,176.	
BEDDING PLANTS	2,400 Flats	4,800.	
TOTAL VALUE NURSERY STOCK			\$ 53,920.

KINGS COUNTY
ANNUAL CROP REPORT
1952


RECAPITULATION

FRUIT AND NUT CROPS	\$ 2,645,284.
FIELD CROPS	48,890,932.
TRUCK CROPS	287,022.
LIVESTOCK AND DAIRY PRODUCTS	17,945,410.
POULTRY PRODUCTS	2,346,956.
APIARY PRODUCTS	83,861.
NURSERY STOCK	53,920.
TOTAL FARM VALUE 1952	\$ 72,253,385.

* * * * *

TOTAL FARM VALUE 1951	\$ 82,087,866.
TOTAL FARM VALUE 1950	58,832,106.
TOTAL FARM VALUE 1949	54,816,308.
TOTAL FARM VALUE 1948	55,114,686.
TOTAL FARM VALUE 1947	55,833,930.

* * * * *



1953

AGRICULTURAL CROP REPORT

KINGS COUNTY

1953

LIBRARY
UNIVERSITY OF CALIFORNIA
DAVIS

OFFICE OF
AGRICULTURAL COMMISSIONER
HANFORD, CALIFORNIA

ANNUAL
AGRICULTURAL CROP REPORT

KINGS COUNTY
1953

Compiled by
OFFICE OF AGRICULTURAL COMMISSIONER
HANFORD, CALIFORNIA

L. O. Haupt
Agricultural Commissioner

S. A. Collier, Agricultural Inspector C. U. Finch, Jr., Agricultural Inspector

R. E. Newkirk,
Agricultural & Apiary Inspector

Alice Elwart, Secretary

L.O. Haupt
Commissioner

P.O. Box 463
Telephone 235

Office Of
AGRICULTURAL COMMISSIONER
329 Lacey Boulevard
Hanford, California

Mr. W. C. Jacobsen, Acting Director
State Department of Agriculture
Sacramento, California
and
The Honorable Board of Supervisors
County of Kings
Hanford, California

Gentlemen:

In compliance with Section 65.5 of the Agricultural Code, I hereby submit the Annual Crop Report for 1953, compiled by the Commissioner and staff of the Agricultural Commissioner's office of Kings County.


The 1953 farm prices continued to decline for the second consecutive year since the peak of 1951.

Cotton continued to be the principal crop in the county from the standpoint of acreage and gross income, accounting for more than half the farm income of the county.

We want to emphasize that these values are the gross returns received by the growers for their crops, and include all costs of production, harvesting and preparation for market, and as in the case of some crops, may actually represent a loss to the grower.

We desire to express our appreciation to all who assisted in the preparation of this report.

Respectfully submitted,


L. O. HAUPT,
Agricultural Commissioner
County of Kings

LOH/ae

Fruit and Nut Crops
Kings County
1953

<u>CROP</u>	<u>ACREAGE</u>	<u>YIELD</u>	<u>UNIT PRICE</u>	<u>F.O.B. VALUE</u>
Apricots	525			
Dried		180 Tons	\$ 520.00	\$ 93,600.00
Shipped Fresh		400 Tons	90.00	36,000.00
Cannery & Quick Freeze		4,190 Tons	80.00	335,200.00
Grapes				
Juice	517	3,412 Tons	\$ 37.07	\$ 126,482.00
Muscat	2,798			
Dried		350 Tons	\$ 155.00	\$ 54,250.00
Shipped Fresh		4,102 Tons	34.00	139,468.00
Winery		10,447 Tons	34.00	355,198.00
Table	61	458 Tons	\$ 37.07	\$ 16,978.00
Thompson Seedless and Sultana	1,724			
Dried		1,819 Tons	\$ 150.00	\$ 272,850.00
Winery and Green Shipment		1,862 Tons	\$ 32.50	60,515.00
Nectarines	50	300 Tons	\$ 125.00	\$ 37,500.00
Peaches				
Clingstone	491	6,432 Tons	\$ 55.00	\$ 353,760.00
Freestone	1,181			
Dried		350 Tons	\$ 360.00	\$ 126,000.00
Shipped Fresh		5,343 Tons	50.00	267,150.00
Cannery & Quick Freeze		6,200 Tons	50.00	310,000.00
Persimmons	2	300 Lugs	\$ 3.20	\$ 960.00
Plums	132	792 Tons	\$ 121.00	\$ 95,832.00
Olives	391	77 Tons	\$ 250.00	\$ 19,250.00
		<u>NUTS</u>		
Walnuts	700	480 Tons	\$ 540.00	\$ 259,200.00
Total Value - Fruits & Nuts				\$2,960,193.00

Field Crops
Kings County
1953

<u>CROP</u>	<u>ACREAGE</u>	<u>YIELD</u>	<u>UNIT PRICE</u>	<u>F.O.B. VALUE</u>
Alfalfa Hay	26,000	135,271 Tons	\$ 18.00	\$ 2,434,878.00
Alfalfa Seed	847	613,812 Lbs.	\$.26 $\frac{1}{2}$	\$ 163,648.00
Barley	141,244	137,006 Tons	\$ 55.00	\$ 7,535,330.00
Beans, Blackeye	23	16 Tons	\$ 194.75	\$ 3,116.00
Beans, Castor	335	268 Tons	\$ 198.00	\$ 53,064.00
Cotton	168,000	197,768 Bls.	\$ 155.00	\$ 30,654,040.00
Cotton Seed		83,063 Tons	\$ 53.93	\$ 4,479,587.00
Flax	470	14,020 Bu.	\$ 4.00	\$ 56,080.00
Grain Hay	1,420	2,000 Tons	\$ 14.00	\$ 28,000.00
Milo	1,363	14,993 Tons	\$ 56.00	\$ 839,608.00
Proso (Hog Millet)	12	13,000 Lbs.	\$.05	\$ 650.00
Straw		2,000 Tons	\$ 3.00	\$ 6,000.00
Sugar Beets	203	2,259 Tons	\$ 14.50	\$ 32,756.00
Waxy Atlas Sorghum Seed	5	8,200 Lbs.	\$.10	\$ 820.00
Wheat	610	600 Tons	\$ 72.00	\$ <u>43,200.00</u>
Total Value - Field Crops				\$ 46,330,777.00

Apiary Products
Nursery Stock
and
Truck Crops
Kings County
1953

APIARY

	<u>COL'S</u>	<u>YIELD</u>	<u>F.O.B. VALUE</u>
Bees	8,748		
Honey		306 Tons	\$ 64,260.00
Beeswax		8,568 Lbs.	<u>3,427.00</u>
Total Value - Apiary Products			\$ 67,687.00

NURSERY STOCK

Bedding Plants and Nursery Stock	\$ 3,750.00
-------------------------------------	-------------

TRUCK CROPS

<u>CROP</u>	<u>ACREAGE</u>	<u>YIELD</u>	<u>UNIT PRICE</u>	<u>F.O.B. VALUE</u>
Asparagus	75	900 Lugs	\$ 3.50	\$ 3,150.00
Cantaloupe	220	48,766 Crts.	\$ 2.50	\$ 121,915.00
Lettuce	6.5	1,600 Crts.	\$ 1.65	\$ 2,640.00
Potatoes - Spring	493	123,250 Sax	\$ 1.25	\$ 154,063.00
Potatoes - Fall	210	39,000 Sax	\$ 2.50	\$ 97,500.00
Potatoes - Sweet	50	3,700 Lugs	\$ 1.80	\$ 6,660.00
Tomatoes	14	11,000 Lugs	\$ 1.25	\$ 13,750.00
Watermelons	384	2,908 Tons	\$ 44.43	<u>\$ 129,200.00</u>
Total Value - Truck Crops				\$ 528,878.00

Dairy - Livestock - Poultry
Kings County
1953

	<u>DAIRY</u>	
	<u>YIELD</u>	<u>F.O.B. VALUE</u>
Dairy Products		
Butterfat		
Manufacturing Milk	3,210,000 lbs.	\$ 3,306,000.00
Market Milk	3,436,000 lbs.	\$ <u>4,364,000.00</u>
Total Value - Dairy Products		\$ 7,670,000.00

	<u>LIVESTOCK</u>	
Livestock & Livestock Products		
Cattle		
Beef and Dairy Cows and Calves		\$ 2,491,317.00
Cattle Gains in Feed Yards		\$ <u>2,395,668.00</u>
Hogs	4,492 head	\$ 160,516.00
Lambs	25,667 head	\$ 408,733.00
Wool	294,535 lbs.	\$ <u>156,104.00</u>
Total Value - Livestock & Livestock Products		\$5,612,338.00

	<u>POULTRY</u>	
Poultry & Poultry Products		
Chickens		
Eggs	1,739,984 Doz.	\$ 843,892.00
Broilers and Fryers	496,586 Birds	\$ 421,898.00
Meat Birds - Leghorns	30,618 Birds	\$ 18,983.00
Meat Birds - Heavy	17,033 Birds	\$ <u>25,379.00</u>
Turkeys		
Eggs	352,555 Eggs	\$ 80,060.00
Meat Birds	195,946 Birds	\$ 1,183,543.00
Poults	241,560 Poults	\$ <u>181,170.00</u>
Total Value - Poultry & Poultry Products		\$ 2,754,925.00


Kings County
Annual
Agricultural Crop Report
1953

R E C A P I T U L A T I O N

Apiary Products	\$. 67,687.00
Dairy Products	\$ 7,670,000.00
Field Crops	\$ 46,330,777.00
Fruit & Nut Crops	\$ 2,960,193.00
Livestock & Livestock Products	\$ 5,612,338.00
Nursery Stock	\$ 3,750.00
Poultry & Poultry Products	\$ 2,754,925.00
Truck Crops	\$ <u>528,878.00</u>
Total Farm Value - 1953	\$ 65,928,548.00

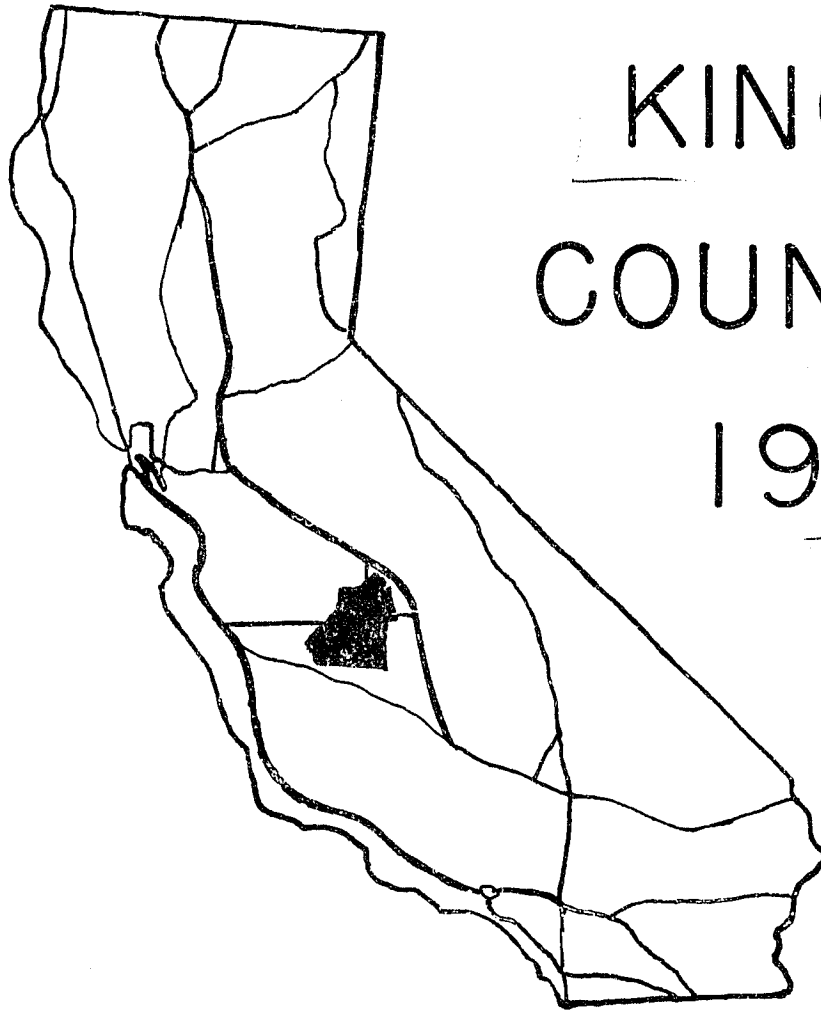
Total Farm Value 1952	\$72,253,385.00
Total Farm Value 1951	\$82,087,866.00
Total Farm Value 1950	\$58,832,106.00
Total Farm Value 1949	\$54,816,308.00
Total Farm Value 1948	\$55,114,686.00

- - - - -



1954

AGRICULTURAL CROP REPORT



KINGS COUNTY 1954

LIBRARY
UNIVERSITY OF CALIFORNIA
DAVIS

OFFICE OF
AGRICULTURAL COMMISSIONER
HANFORD, CALIFORNIA

ANNUAL
CROP REPORT
1954

Compiled by
DEPARTMENT OF AGRICULTURE OF KINGS COUNTY
Hanford, California

L. O. HAUPT
Agricultural Commissioner

S. A. Collier
Agricultural Inspector

R. E. Newkirk
Agricultural Inspector

Joe Camara Jr.
Agricultural Inspector

Marie L. Hefton
Clara Galletti
Clerks

FRUIT AND NUT CROPS
KINGS COUNTY
1954

<u>CROPS</u>	<u>ACREAGE</u>	<u>YIELD</u>	<u>UNIT VALUE</u>	<u>TOTAL VALUE</u>
Apricots	536			
Dried		70 tons	39,200.00	
Chipped Fresh		213 tons	17,040.00	
Cannery-Freeze		2032 tons	165,324.00	
Total Apricots				\$ 221,564.00
Grapes				
Juice (Black)	500	3060 tons	115,729.00	
Muscats	2700			
Dried		80 tons	14,693.00	
Winery		4511.27 tons	174,361.00	
Green Shipment		6750.93 tons	254,645.00	
Table	40	178 tons	10,666.00	
Thompson Seedless and Sultana	1800			
Dried		1912.52 tons	315,566.00	
Winery and Green Shipment		3207.96 tons	123,827.00	
Total Grapes				\$ 1,009,487.00
Nectarines	50	375 tons		\$ 39,266.00
Peaches				
Clingstone	500	7450 tons	409,378.00	
Freestone	1200			
Dried		48.7 tons	16,899.00	
Shipped Fresh		7682.4 tons	478,690.00	
Cannery-Freeze		5200.8 tons	261,273.00	
Total Peaches				\$ 1,166,240.00
Persimmons	2	300 Lugs		\$ 400.00
Plums	125.5	627.5 tons		\$ 77,459.00
Olives	390	1160 tons		\$ 220,400.00
NUTS				
Walnuts	717	351 tons		\$ 128,466.00
TOTAL VALUE FRUIT AND NUT CROPS				\$ 2,863,279.00

FIELD CROPS
KINGS COUNTY
1954

CROPS	ACREAGE	YIELD	UNIT VALUE	TOTAL VALUE
Alfalfa				
Hay	37,000	222,000 tons	4,371,180.00	
Seed	1,060	556,237 lbs	211,370.00	
Total Alfalfa				\$ 4,582,550.00
Barley	200,000	280,000 tons		\$ 14,000,000.00
Field Corn	2,024	3,440.8 tons		\$ 231,876.00
Wheat	1,145	998.81 tons		\$ 74,911.00
Oats	559	493 tons		27,608.00
Cotton	113,000			
Lint		176,514 bales	27,359,670.00	
Seed		88,257 tons	5,251,292.00	
Total Cotton				\$ 32,610,962.00
Milo	2,750	3,438 tons		\$ 151,586.00
Sugar Beets	739.5	9,543.8 tons		\$ 128,841.00
Bean, Castor	239	233.78 tons		\$ 28,054.00
Beans, Blackeye	200	2,400 sacks		\$ 22,800.00
Grain Hay	2,868	8,211.36 tons		\$ 147,804.00
Flax	15	3.5 tons		\$ 419.00
Straw		2,859.92 tons		\$ 27,169.00
TOTAL VALUE FIELD CROPS				\$ 52,044,580.00

APIARY PRODUCTS
 NURSERY STOCK
 AND
 TRUCK CROPS
 KINGS COUNTY
 1954

APIARY

	COL'S	YIELD	UNIT VALUE	TOTAL VALUE
Bees	5,915			
Honey		280 tons	61,600.00	
Beeswax		7,840 lbs	3,450.00	
Total Apiary				\$ 65,050.00

NURSERY STOCK

Bedding Plants and Nursery Stock				\$ 20,735.00
----------------------------------	--	--	--	--------------

TRUCK CROPS

CROP	ACREAGE	YIELD	UNIT VALUE	TOTAL VALUE
Asparagus	70	5,500 crates	24,750.00	
Cantaloupes	380	48,455.2 crates	119,200.00	
Potatoes	620	118,400 sacks	311,280.00	
Tomatoes	12	10,000 lugs	13,500.00	
Watermelons	269	2,977.5 tons	67,411.00	
Carrots	45	613.5 tons	21,472.00	
Bush Berries	5	40,000 lbs	5,600.00	
Potatoes, Sweet	40	28.5 tons	4,000.00	
Total Value Truck Crops				\$ 567,213.00

DAIRY - LIVESTOCK - POULTRY
KINGS COUNTY
1954

DAIRY PRODUCTS

Dairy Products

Butter Fat			\$ 3,297,000.00
Manufacturing Milk	3,883,000	lbs	\$ 4,062,000.00
Market Milk	3,825,000	lbs	
Total Value Dairy Products			\$ 7,359,000.00

LIVESTOCK

Livestock and Livestock Products

Cattle			\$ 2,116,196.00
Beef, Dairy Cows and Calves			\$ 2,195,703.00
Cattle Gains in Feed Yards			
Hogs			\$ 133,173.00
Lambs			\$ 485,726.00
Wool			\$ 147,353.00
Total Livestock and Livestock Products			\$ 5,078,151.00

POULTRY

Poultry and Poultry Products

Chickens			
Eggs	1,780,738	doz	534,221.00
Broilers & Fryers	490,428	birds	377,630.00
Meat Birds - Leghorns	30,569	birds	13,450.00
Meat Birds - Heavy	13,735	birds	12,004.00
Total Chickens			\$ 937,305.00
Turkeys			
Eggs	1,162,780	eggs	279,067.00
Meat Birds, Toms	113,525	birds	563,034.00
Meat Birds, Hens	113,225	birds	375,907.00
Total Turkeys			\$ 1,218,058.00
Total Poultry and Poultry Products			\$ 2,155,363.00

KINGS COUNTY
ANNUAL
AGRICULTURAL CROP REPORT
1954

RECAPITULATION

APIARY PRODUCTS	\$ 65,050.00
DAIRY PRODUCTS	\$ 7,359,000.00
FIELD CROPS	\$ 52,044,580.00
FRUIT & NUT CROPS	\$ 2,863,279.00
LIVESTOCK & LIVESTOCK PRODUCTS	\$ 5,078,151.00
NURSERY STOCK	\$ 20,735.00
POULTRY & POULTRY PRODUCTS	\$ 2,155,363.00
TRUCK CROPS	\$ 567,213.00
 TOTAL FARM VALUE - 1954	 \$ 70,153,371.00

Farm Values

1953	\$ 65,928,548.00
1952	\$ 72,253,385.00
1951	\$ 82,087,866.00
1950	\$ 58,832,106.00
1949	\$ 54,816,308.00
1948	\$ 55,114,686.00
1947	\$ 55,833,930.00
1946	\$ 53,104,118.00
1945	\$ 34,535,950.00