



AgEcon SEARCH
RESEARCH IN AGRICULTURAL & APPLIED ECONOMICS

The World's Largest Open Access Agricultural & Applied Economics Digital Library

This document is discoverable and free to researchers across the globe due to the work of AgEcon Search.

Help ensure our sustainability.

Give to AgEcon Search

AgEcon Search

<http://ageconsearch.umn.edu>

aesearch@umn.edu

*Papers downloaded from **AgEcon Search** may be used for non-commercial purposes and personal study only. No other use, including posting to another Internet site, is permitted without permission from the copyright owner (not AgEcon Search), or as allowed under the provisions of Fair Use, U.S. Copyright Act, Title 17 U.S.C.*

California Department of Food and Agriculture

Agricultural Commissioners' Crop Reports

Madera County

1937-1953

(1942 not available)


California County Agricultural Commissioners' Reports from the California Department of Food and Agriculture. This collection consists of annual crop and livestock data from each of the 58 California Counties. The collection covers 1915-1981; digitization of the rest of the collection is forthcoming.

This digitization project was funded by the Giannini Foundation of Agricultural Economics,
<http://giannini.ucop.edu/>.

The work was completed by the staff of the Giannini Foundation Library, University of California, Berkeley, <http://are.berkeley.edu/library/>. **Please contact the Library to consult the originals.**

MADERA COUNTY

1937 - 1981
(1942 NOT AVAILABLE)



1937

ACREAGE, PRODUCTION AND VALUE OF AGRICULTURAL PRODUCTS


MADERA COUNTY -- 1937

compiled by

NIELS OVERGAARD, COUNTY AGRICULTURAL COMMISSIONER

	Bearing Acreage	Non-bearing Acreage	Total Production	Total F. O. B. Value
Almonds	310.4	91.6	177 tons	\$ 46,000
Apples	135.3	0	446 "	5,800
Apricots	950.9	64.5	950 "	152,000
Figs	643.2	0	643 "	16,100
Grapes (Wine)	3,015.4	30.9	22,900 "	435,100
Grapes (Raisin)	12,983.6	307.7	R-18,325 "	1,129,200
			F-30,600 "	508,200
Grapes (Table)	587.6	0	4,700 "	72,850
Nectarines	85.5	105.5	690 "	23,460
Olives	480.7	1.0	817 "	61,170
Peach (Clingstone)	495.0	16.0	3,960 "	166,300
Peach (Freestone)	796.0	158.7	988 "	133,400
Pears	2.9		15 "	370
Plums	183.9	16.6	1,050 "	31,500
Prunes	32.3	0	64 "	3,700
Walnuts	10.8	7.0	10 "	1,750
Alfalfa	3,961		23,766 "	309,000
Barley	55,700		37,200 "	1,041,600
Beans	180		90 "	6,200
Clover	191		525 "	6,500
Corn (Gr. Sorghum)	259		194 "	4,850
Cotton	75,600		Lint - 82,137 bales	4,106,850
			Seed - 33,500 tons	753,750
			780 "	9,400
Grain Hay	780		1,277,100 plants	70,000
Nursery Stock	49		259 tons	8,300
Oats	720		17,415 "	569,470
Wheat	49,800		4,750 crates	8,550
Asparagus	50		1,600 boxes	3,760
Artichokes	20		18,000 crates	53,100
Berries (straw, etc.)	100		7,500 "	9,000
Cantaloupes	50		8,800 Hf crates	10,120
Celery	40		540 tons	8,640
Garden truck	120		8,450 crates	7,340
Lettuce	65		57,600 melons	6,200
Melons (Misc.)	80		225 tons	5,400
Onions	30		9 "	590
Peas	9		390 "	7,800
Potatoes	65		1,410 "	51,820
Tomatoes	141			\$9,845,140

F-Fresh
R-Raisin



1938

ACREAGE, PRODUCTION AND VALUE OF AGRICULTURAL PRODUCTS

MADERA COUNTY -- 1938

compiled by

NIELS OVERGAARD, COUNTY AGRICULTURAL COMMISSIONER


FRUIT AND NUT CROPS

	Bearing Acreage	Non-bearing Acreage	Total Production	Total F.O.B. Value
Almonds	295.4	105.6	89 tons	\$ 24,920
Apples	70.6	--	234 "	3,390
Apricots	896.8	13.0	280 "	44,800
Figs	612	--	612 "	8,870
Grapes (Wine)	3,084.0	29.8	17,270 "	196,870
Grapes (Raisin)	13,314.8	442.1	R-18,904 "	349,850
			F-22,728 "	259,100
Grapes, (Table)	586.9	--	3,756 "	42,320
Nectarines	106.5	84.5	314 "	13,430
Olives	498.1	--	847 "	45,680
Peaches (Clingstone)	388.4	34.9	2,796 "	17,750
Peaches (Freestone)	828.3	132.4	970 "	97,000
Pears	2.9	--	15 "	220
Plums	189.2	14.3	908 "	36,320
Prunes	32.3	--	64 "	2,810
Walnuts	10.8	6.0	10 "	2,000
				<u>\$1,745,830</u>

TRUCK CROPS

Asparagus	178.9		17,000 crates	\$ 23,800
Berries	100.0		17,500 "	54,250
Beets	7.2		32 tons	480
Beans (string)	11.1		22 "	1,450
Carrots	59.4		14,850 crates	16,335
Corn (sweet)	70.7		318 tons	4,770
Cabbage	52.6		405 "	5,345
Lettuce	43.8		4,160 crates	9,570
Melons (water)	102.8		74,000 melons	7,470
Melons (other)	78.0		11,700 crates	11,700
Onions	8.9		67 tons	1,600
Peas	29.4		29 "	2,590
Pumpkins	5.3		24 "	360
Spinach	3.3		37 "	555
Squash	3.4		38 "	570
Tomatoes	125.0		1,250 "	41,125
Vegetables (misc.)	243.2		1,117 "	16,755
				<u>\$ 198,725</u>

R-Raisin
F-Fresh



1939

ACREAGE, PRODUCTION AND VALUE OF AGRICULTURAL PRODUCTS

MADERA COUNTY -- 1939

compiled by

NIELS OVERGAARD, COUNTY AGRICULTURAL COMMISSIONER
Court House, Madera, Calif.

FRUIT AND NUT CROPS

	Bearing Acreage	Non-Bearing Acreage	Total Production	Total F.O.B. Value .
Almonds	338.1	76.7	183 tons	\$ 43,920
Apples	70.6	--	232 "	4,640
Apricots	877.2	60.4	1,097 "	153,580
Figs	618.6*	--	613 "	9,270
Grapes (Wine)	3,078.9	23.8	17,242 "	253,630
Grapes (Raisin)	13,516.1	675.1	R-19,359 "	830,230
			F-11,888 "	146,360
			3,794 "	41,730
Grapes (Table)	592.9	--	1,217 "	21,900 .
Nectarines	159.0	22.0	495 "	31,940
Olives	405.4	1.0	1,583 "	31,660
Peaches (Clingstone)	219.9	87.3	986 "	133,040
Peaches (Freestone)	352.9	56.2	15 "	375
Pears	2.9	--	1,049 "	26,225
Plums	194.2	9.3	64	4,480
Prunes	32.3	--	11	2,200
Walnuts	11.3	6.0		\$1,795,200

TRUCK CROPS

Asparagus	296.5		25,200 crates	\$ 33,050
Berries	75.0		11,600 "	311,800
Beets	28.2		127 tons	1,535
Beans	15.3		52 "	2,110
Carrots	67.0		16,350 crates	20,600
Corn	100.0		450 tons	5,625
Cabbage	32.0		590 "	9,145
Cauliflower	30.0		9,000 crates	4,500
Lettuce	93.0		10,230 "	12,780
Melons (Watermelons)	139.0		100,000 "	10,600
Melons (Other)	47.5		7,125 "	6,410
Onions	30.3		360 "	4,320
Peas	39.5		47 tons	3,570
Squash	10.3		46 "	570
Spinach	63.3		367 "	1,470
Tomatoes	232.0		2,820 "	103,490
Misc. Vegetables	63.5		285 "	3,560
				\$263,185

* Used one half acreage as part of acreage is not cultivated

F-Fresh

R-Raisins

FIELD CROPS

	Acreage	Total Production	Total F.C.B. Value
Alfalfa	11,322	55,090 tons	\$ 413,170
Barley	57,174	38,116 "	647,970
Beans	1,079	540 "	42,660
Beets (sugar)	357	5,648 "	23,805
Cotton	44,900	Lint-56,845 bales Seed 25,300 tons	2,523,000 693,000
Corn (Indian)	560	2,520 "	31,500
Corn (Grain Sorgh)	3,231	2,460 "	63,960
Flax	2,720	1,210 "	63,970
Grain Hay	4,027	4,027 "	35,030
Oats	1,599	570 "	13,330
Potatoes	949	7,118 "	142,360
Potatoes (sweet)	136	339 "	10,250
Wheat	22,694	10,212 "	267,510
			<u>\$5,043,215</u>

MISCELLANEOUS


Nursery Stock	71	419,250 fruit trees) 680,000 vines) 9,000 shade trees) 1,200 ornamentals)	\$ 54,845
Bees	4,000 colonies	100,000 lbs. honey 2,000 lbs. wax	4,250 400
U. S. Adjustment and Conservation payments (mostly cotton)			663,955
			<u>\$ 723,450</u>

SUMMARY

Total value of Fruit and Nut crops-----	\$1,795,200
Total value of Truck crops-----	263,135
Total value of Field crops-----	5,043,615
Total value of Miscellaneous-----	723,450
	<u>\$7,825,450</u>

Source of Information

Own office records and personal contacts.
 Agricultural Conservation Association through courtesy of
 the County Secretary.
 Reports of State Department of Agriculture Crop Reporting Service.



1940

AGRICULTURAL INCOME REPORT---1940

Madera County, Madera, California

Compiled by Niels Overgaard, County Agricultural Commissioner

FRUIT AND NUT CROPS

	Bearing Acreage	Non-bearing Acreage	Production, tons	Total value, f.o.b. farm
Almonds	355	102	107	\$ 33,170
Apples	70	232	3,230
Apricots	865	8	*270	59,400
Figs	1,236	618	12,360
Grapes (Wine)	3,041	32	17,030	260,000
Grapes (Raisin)	13,556	640	{ *13,279 20,936	688,295 299,640
Grapes (Table)	586	3,750	37,500
Nectarines	166	60	1,270	25,400
Olives	492	1	837	60,580
Peaches (Clingstone)	193	222	1,390	27,800
Peaches (Freestone)	847	{ 3,240 *500	56,700 50,000
Pears	3	15	390
Plums	192	30	1,152	46,080
Prunes	28	*56	3,080
Walnuts	11	2	11	2,200
				\$1,665,825

*Dried

TRUCK CROPS

		Production	
Asparagus	304	28,575 crates	\$ 49,150
Berries	14	8,400 crates	4,200
Beets	25	3,825 crates	2,295
Beans	15	31 tons	1,240
Carrots	58	14,500 crates	8,700
Corn (Sweet)	94	23,500 crates	11,750
Cabbage	73	511 tons	5,110
Cauliflower	42	12,600 crates	6,930
Lettuce	95	14,250 crates	7,125
Melons (Water)	100	1,000 tons	8,000
Melons (Other)	32	4,800 crates	3,600
Onions	17	3,570 100-lb. sacks	5,355
Peas	32	38 tons	3,040
Spinach	43	10,750 crates	8,060
Tomatoes	165	{ 128,250 lugs (table) 600 tons (cannery)	{ 61,910
Miscellaneous Vegetables	27	121 tons	1,815
			\$ 188,280

FIELD CROPS

Alfalfa	13,545	81,270 tons	\$ 487,620
Barley	71,005	42,600 tons	724,200
Beans	3,385	37,235 cwt.	83,780
Beets (sugar)	63	995 tons	4,875
Corn (Indian)	270	2,700 tons	6,750
Corn (grain sorghum)	2,960	2,220 tons	46,620
Cotton	46,253	{ 64,000 bales lint 26,105 tons seed	3,200,000 611,950
Flax	2,322	1,365 tons	84,630
Grain Hay	1,842	1,842 tons	11,050
Oats	3,030	1,090 tons	20,275

Beets	25	3,020 crates	2,250
Beans	15	31 tons	1,240
Carrots	58	14,500 crates	8,700
Corn (Sweet)	94	23,500 crates	11,750
Cabbage	73	511 tons	5,110
Cauliflower	42	12,600 crates	6,930
Lettuce	95	14,250 crates	7,125
Melons (Water)	100	1,000 tons	8,000
Melons (Other)	32	4,800 crates	3,600
Onions	17	3,570 100-lb. sacks	5,355
Peas	32	38 tons	3,040
Spinach	43	10,750 crates	8,060
Tomatoes	165	{ 128,250 lugs (table)	{ 61,910
		{ 600 tons (cannery)	
Miscellaneous Vegetables	27	121 tons	1,815
			<u>\$ 188,280</u>

FIELD CROPS

Alfalfa	13,545	81,270 tons	\$ 487,620
Barley	71,005	42,600 tons	724,200
Beans	3,385	37,235 cwt.	83,780
Beets (sugar)	63	995 tons	4,875
Corn (Indian)	270	2,700 tons	6,750
Corn (grain sorghum)	2,960	2,220 tons	46,020
Cotton	46,253	{ 64,000 bales lint	3,200,000
		{ 26,105 tons seed	611,950
Flax	2,322	1,365 tons	84,630
Grain Hay	1,842	1,842 tons	11,050
Oats	3,030	1,090 tons	20,275
Peanuts	180	72 tons	4,680
Potatoes	2,617	22,900 tons	458,000
Potatoes (sweet)	160	640 tons	19,200
Wheat	27,716	9,750 tons	234,000
			<u>\$5,997,630</u>

ANIMAL PRODUCTION

	Amount Sold	
*Beef Cattle and Calves	45,900 head	\$2,394,810
Hogs	10,000 head	140,000
*Sheep: Lambs	40,000 head	204,040
Wool	280,000 lbs.	64,400
Dairy Products (milk and cream)	2,250,000 lbs. fat	866,250
Poultry: Eggs	750,000 doz.	150,000
Chickens and Turkeys	47,500 birds	45,750
Fertilizer	12,700 tons	22,225
		<u>\$3,887,475</u>

*Includes imported feeders and gain in value.


MISCELLANEOUS

Nursery stock	64 acres	1,131,500 plants	\$ 41,750
Bees	4,200 hives	300,500 lbs. wax and honey	13,090
U. S. Agricultural Conservation, Range and parity payments			939,406
			<u>\$ 994,246</u>

SUMMARY

Total value of fruit and nut crops	\$1,665,825
Total value of truck crops	188,280
Total value of field crops	5,997,630
Total value of animal production	3,887,475
Total value of miscellaneous	994,246
	<u>\$12,733,456</u>

Permanent pasture 6600.4 ac



1941

March 3, 1942

TO THE HONORABLE BOARD OF SUPERVISORS OF MADERA COUNTY and
THE DIRECTOR, STATE DEPARTMENT OF AGRICULTURE

Gentlemen,

The following report is submitted in accordance with section 65.5 of the State Agricultural Code. It covers bearing and non-bearing acreages, production and value of agricultural products for the year 1941.

The income is generally based on the average price received by farmers before packing and yields and production are calculated on an average basis.

I am indebted to the Board of Supervisors and to many individuals and agencies who have contributed to this report.

Respectfully submitted

Niels Overgaard

Agricultural Commissioner
Madera County

AGRICULTURAL INCOME REPORT - 1941

Madera County, Madera, California

Compiled by Niels Overgaard, County Agricultural Commissioner

FRUIT AND NUT CROPS

	Bearing Acreage	Non-bear Acreage	Production tons	Total Value f.o.b farm
Almonds	353	106	95	\$ 61,750
Apples	70		230	5,700
Apricots	854	8	*640	153,600
Figs	1,236	20	741	37,050
Grapes-wine	3,060	20	17,370	448,810
Grapes-raisin	13,575	503	*17,277	1,399,200
			28,212	514,580
Grapes-table	580		4,176	73,080
Nectarines	166	60	1,345	40,350
Olives	492	1	728	111,020
Peaches-clingstone	273	135	1,966	108,130
Peaches-freestone	866	72	3,510	80,730
			* 540	91,800
Pears	3		15	560
Plums	201	42	905	58,825
Prunes	28		56	3,860
Walnuts	11	17	11	2,780
				<u>\$3,191,825</u>

*Dried

TRUCK CROPS

		Production	
Asparagus	382	36,672 crates	\$ 64,180
Berries	12	9,600 "	5,280
Beets	22	4,950 "	2,970
Beans	17	34 tons	2,040
Carrots	53	13,250 crates	7,950
Corn (sweet)	110	27,500 "	16,500
Cabbage	69	552 tons	9,660
Cauliflower	33	8,250 "	4,950
Lettuce	67	13,400 crates	8,710
Melons (water)	275	2,750 tons	27,500
Melons (other)	302	45,300 crates	33,980
Onions & garlic	77	14,970 100 lb bags	30,400
Peas	23	28 tons	3,250
Spinach	39	10,725 crates	9,120
Tomatoes	105	91,300 lugs	49,820
Miscellaneous	111	422 tons	6,750
			<u>\$ 283,060</u>

FIELD CROPS

	Bearing Acreage	Production	Total Value f.o.b farm
Alfalfa	13,414	80,484 tons	\$ 965,810
Barley	56,683	19,840 "	595,200
Beans	2,249	24,739 cwt.	111,330
Corn (Indian)	393	3,930 tons	11,790
Corn (grain sorghum)	5,152	4,490 "	134,700
Cotton	47,847	lint-51,000 bales	3,995,000
		seed-22,531 tons	1,100,600
Flax	2,901	1,450 "	100,340
Grain hay	3,739	3,739 "	40,755
Oats	1,064	383 "	12,450
Peanuts	113	85 "	6,375
Potatoes	705	5,640 "	127,460
Potatoes (sweet)	228	912 "	36,480
Wheat	29,460	8,838 "	309,330
Permanent Pasture	6,642		-
Sudan grass	895		-
			<u>\$7,547,620</u>

ANIMAL PRODUCTION

	Amount sold	
*Beef Cattle & Calves	43,552 head	\$2,947,425
Hogs	17,175 "	352,090
*Sheep: Lambs	35,700 "	235,200
Wool	252,000 lbs.	83,160
Dairy Products (milk & cream)	2,205,000 lbs.	1,085,960
Poultry: eggs	750,000 doz.	210,000
Chickens & turkeys	67,500 birds	157,025
Fertilizer	6,120 tons	15,300
		<u>\$5,086,160</u>


*Includes imported feeders & gain in value

MISCELLANEOUS

Nursery Stock	35	598,500 plants	\$ 25,150
Bees	4000 hives	271,800 lbs honey & wax	14,395
U.S. Agricultural Conservation, Range & Parity payments			<u>952,093</u>
			<u>\$ 971,638</u>

SUMMARY

Total value of fruit and nut crops	\$3,191,825
Total value of truck crops	283,060
Total value of field crops	7,547,620
Total value of animal production	5,086,160
Total value of miscellaneous	971,638
	<u>\$17,080,303</u>



1943

1943

AGRICULTURAL CROP REPORT

WOW!
ANOTHER
RECORD
BROKEN!



VALUE F.O.B. FARM

Fruit	- - - -	\$ 7,216,000
Truck	- - - -	1,037,100
Field	- - - -	11,939,360
Animal Production	-	9,955,082
Miscellaneous	- -	606,410
Total	- - - -	\$30,753,952

UNIVERSITY OF CALIFORNIA
COLLEGE OF AGRICULTURE
MADERA

INCREASE OVER 1942

\$7,846,127

MADERA COUNTY CALIFORNIA

Case - Madera, Co. - 1942
1942 Report

February 26, 1943

TO THE HONORABLE BOARD OF SUPERVISORS OF MADERA COUNTY and
THE DIRECTOR, STATE DEPARTMENT OF AGRICULTURE

Gentlemen,

The following report is submitted in accordance with section 65.5 of the State Agricultural Code. It covers bearing and non-bearing acreages, production and value of agricultural products for the year 1942.

The income is generally based on the average price received by farmers before packing and yields and production are calculated on an average basis.

I am indebted to the Board of Supervisors and to many individuals and agencies who have contributed to this report.

Respectfully submitted

Niels Overgaard

Agricultural Commissioner
Madera County

AGRICULTURAL INCOME REPORT - 1942

Madera county, Madera, California

Compiled by Niels Overgaard, County Agricultural Commissioner

FRUIT AND NUT CROPS

	Bearing Acreage	Non-bear Acreage	Production	Total Value f.o.b. farm
Almonds	353	106	212 tons	\$ 97,520
Apples	70		230 "	9,200
Apricots	837	3	*994 "	377,720
Figs	1,236	20	740 "	199,060
Grapes-table	575		3,450 "	94,880
Grapes-raisin	14,020	194	*15,116 "	1,688,320
			7,430 "	219,000
Grapes-wine	3,038	17	15,950 "	462,550
Nectarines	161	60	1,165 "	54,880
Clives	493	1	840 "	90,600
Peaches-clingstone	273	135	1,775 "	106,500
			**300 "	--
Peaches-freestone	869	78	3,490 "	140,000
			*680 "	183,600
			15 "	900
Pears	3			
Plums	201	40	1,200 "	60,000
Prunes	28		*56 "	7,840
Walnuts	13	15	13 "	3,250
				<u>\$3,795,820</u>

TRUCK CROPS

		Production	
Asparagus	300	44,880 crates	\$ 112,200
Berries	10	7,870 "	10,230
Beets	32	7,200 "	4,320
Carrots	130	22,500 "	24,750
		**10,000 "	--
Corn (sweet)	70	10,500 "	21,000
Cabbage	87	696 tons	17,400
Cauliflower	37	9,250 crates	12,950
Garlic	13	520 cwt.	2,080
Lettuce	76	15,200 crates	19,000
Melons (other)	21	3,150 "	4,720
Onions	50	2,500 cwt.	3,750
		**7,500 "	--
Peas	24	29 tons	3,480
Spinach	75	20,625 crates	25,780
Tomatoes	628	60,100 lugs	92,200
		4,736 tons	93,600
		**2,228 "	--
Turnips	27	6,750 crates	7,425
Miscellaneous	76	304 tons	12,160
* Dried			<u>\$ 467,045</u>
** Not harvested			

FIELD CROPS

	Bearing Acreage	Production	Total Value f.o.b.farm
Alfalfa	16,000	96,000 tons	\$1,584,000
Barley	90,000	46,575 "	1,234,240
Beans	1,500	16,500 cwt.	82,500
Corn (Indian)	390	5,900 tons	15,600
Corn (grain sorghum)	4,500	3,940 "	126,080
Cotton	48,740	lint-51,000 bales seed-25,890 tons	4,590,000 1,222,720
Flax	3,000	1,500 "	146,100
Grain Hay	3,800	3,800 "	57,000
Cuts	1,050	378 "	13,610
Peanuts	44	.	660
Potatoes	580	89,500 cwt.	181,510
Potatoes (sweet)	88	32,500 lugs	20,130
Wheat	22,881	7,722 tons	293,440
Permanent pasture	8,500		
Sudan Grass	1,000		
			<u>\$9,567,590</u>

ANIMAL PRODUCTION

	Amount Sold	
*Beef cattle & calves	60,000 head	\$4,955,000
Hogs	27,400 "	767,200
Sheep: Lambs	35,700 "	314,200
Wool	252,000 lbs.	105,840
Dairy Products (milk & cream)	2,450,000 lbs. fat	1,629,250
Poultry:eggs	950,000 doz.	332,500
chickens & turkeys	113,000 birds	440,500
Fertilizer	11,100 tons	32,800
		<u>\$8,557,290</u>

* Includes imported feeders & gain in value

MISCELLANEOUS

Nursery Stock	20	440,000 vines	9,900
Bees	4000 colo.	245,000 lbs honey & wax	26,300
U.S.Agricultural conservation, range & Parity Payments			483,880
			<u>\$ 520,080</u>

SUMMARY

Total value of fruit and nut crops	\$3,795,820
Total value of truck crops	467,045
Total value of field crops	9,567,590
Total value of animal production	8,557,290
Total value of miscellaneous	520,080
	<u>\$22,907,825</u>

MADERA COUNTY DEPARTMENT OF AGRICULTURE

CROP REPORT FOR 1943

Section 65.5 of the California Agricultural Code states: "The commissioner shall compile reports of the condition, acreage, production, and value of the agricultural products in his county. The commissioner may publish such reports, and shall transmit a copy thereof to the Director."

This is the fifteenth consecutive annual report to be assembled by this office. Since we are dependent upon the cooperation of growers, packers, and others to reveal correct figures to our representatives, individual items are held in strictest confidence. We believe that composite figures are thus reasonably accurate, although some may be slightly below the total F.O.B. sums, due to our inability to find all sources.

The income is generally based on the average price received by the farmers before packing and yields and production are calculated on an average basis.

While the total F.O.B. farm income for 1943 exceeds the previous all time high of 1942 by \$7,845,127 this does not indicate a corresponding increase in net incomes as operating costs greatly increased.

Credit is due to the members of my staff, Mr R. Abicht of the Soil Conservation office, the farmers and many others who have cooperated to make this report possible.

Respectfully submitted

Geo. A. Pohl

Geo. A. Pohl
Agricultural Commissioner

ACREAGE, PRODUCTION AND VALUE OF AGRICULTURAL PRODUCTS

MADERA COUNTY, CALIFORNIA - 1943

COMPILED BY GEO. A. POHL, AGRICULTURAL COMMISSIONER

FRUIT & NUT CROPS

	Bearing Acreage	Non-bear Acreage	Production	Total Value F.O.B.Farm
Almonds	404	61	182 tons	\$ 145,600
Apples	70		230 "	18,400
Apricots	810		*253 "	151,800
Pigs	1,236	20	620 "	198,720
Grapes-table	575		4,140 "	310,500
Grapes-raisin	14,042	336	*24,651 "	3,859,850
Grapes-wine	3,011	20	18,970 "	1,422,750
Nectarines	161	60	1,029 "	66,880
Olives	493	21	1,100 "	176,000
Peaches-clingstone	286	175	2,304 "	140,560
Peaches-freestone	871	90	*615 "	270,600
			3,780 "	302,400
Plums	221	21	1,063 "	148,820
Walnuts	13	15	6 "	3,120
	<u>22,195</u>	<u>819</u>		<u>\$7,216,000</u>

*Dried

TRUCK CROPS

		Production	
Asparagus	475	54,800 crates	\$ 158,920
Beets-table	50	11,250 "	22,500
Carrots	137	44,800 "	44,800
Corn-sweet	146	17,520 "	35,040
Cabbage	129	1,062 tons	41,280
Cauliflower	44	15,400 crates	24,640
Lettuce	83	23,240 "	39,500
Melons-water	358	2,566 tons	94,620
Melons-other	137	27,400 crates	82,200
Onions	78	10,920 sacks	37,130
Pears	31	62 tons	7,750
Spinach	61	12,115 crates	22,950
Squash	259	2,590 tons	64,750
Tomatoes	446	83,000 lugs	190,900
		5,532 tons	133,300
Miscellaneous	92	-	36,800
	<u>2,506</u>		<u>\$1,037,100</u>

Field Crops

	Bearing Acreage	Production	Total Value F.O.B. Farm
Alfalfa	21,600	129,600 tons	\$2,592,000
Barley	73,742	40,560 "	1,825,200
Beans	6,537	59,710 sacks	363,270
Corn-Indian	379	3,790 tons	18,950
Corn-grain sorghum	4,666	4,083 "	244,980
Cotton	36,000	lint-40,325 bales	4,032,500
		seed-20,163 tons	1,088,800
Flax	3,054	2,061 "	222,590
Grain Hay	1,000	1,000 "	20,000
Oats	4,456	2,896 "	156,380
Peanuts	96	58 "	8,410
Potatoes	2,527	379,050 sacks	663,340
Potatoes-sweet	338	1,350 tons	135,000
Wheat	23,663	11,832 "	567,940
Permanent pasture	11,980		
	<u>190,038</u>		<u>\$11,939,360</u>

ANIMAL PRODUCTION

	Amount sold	
*Beef cattle & calves	59,024 head	\$5,352,780
Hogs	31,500 "	970,200
Sheep: Lambs	44,000 "	361,160
Wool	320,000 lbs.	128,000
Dairy Products (milk & cream)	2,459,360 lbs. fat	1,934,042
Poultry: Eggs	1,300,000 doz.-	504,000
Chickens & turkeys	205,280 birds	655,200
Fertilizer	14,200 tons	49,700
		<u>\$9,955,082</u>

*Includes imported feeders & gain in value

MISCELLANEOUS

Nursery Stock	162,000 plants	\$ 31,080
Bees	294,500 lbs. honey	37,190
	6,600 lbs. wax	2,740
U.S. Agricultural and Parity Payments		535,400
		<u>\$ 606,410</u>


	<u>SUMMARY</u>	
Total value of fruit and nut crops		\$7,216,000
Total value of truck crops		1,037,100
Total value of fields crops		11,939,360
Total value of animal production		9,955,082
Total value of miscellaneous		606,410
		<u>\$30,753,952</u>

R E C A P I T U L A T I O N

AGRICULTURAL INCOME

CROP	1938	1939	1940	1941	1942	1943
Fruit	\$1,745,830	\$1,795,200	\$1,665,825	\$3,191,825	\$3,795,820	\$7,216,000
Truck	198,725	263,185	188,280	283,060	467,045	1,037,100
Field	4,668,690	5,043,615	5,997,630	7,547,620	9,567,590	11,939,360
*Animal Production	--	--	3,887,475	5,086,160	8,557,290	9,955,082
Misc'l.	719,800	723,450	994,246	971,638	520,080	606,410
TOTALS	\$7,333,045	\$7,825,450	\$12,733,456	\$17,080,303	\$22,907,825	\$30,753,952

*Animal production includes beef cattle, calves, hogs, sheep, milk & butter fat, poultry, eggs, chickens, turkeys and fertilizer; no record of valuation was made in 1938 and 1939.



1944

11

AGRICULTURAL CROP REPORT

•
COUNTY
OF
MADERA

•
1944

•
MADERA COUNTY
DEPARTMENT OF AGRICULTURE
UNIVERSITY OF CALIFORNIA
LIBRARY
COLLEGE OF AGRICULTURE
DAVIS

MADERA COUNTY DEPARTMENT OF AGRICULTURE

CROP REPORT FOR 1944

Section 65.5 of the California Agricultural Code states: "The Commissioner shall compile reports of conditions, acreage, production and value of the agricultural products in his county. The Commissioner may publish such reports, and shall transmit a copy thereof to the Director".

This is the sixteenth consecutive report to be assembled by this office. Since we are dependent upon the cooperation of growers, packers and others to reveal correct figures to our representative, individual items are held in strictest confidence. We believe that composite figures are thus reasonably accurate, although some may be slightly below the total F. O. B. sums, due to our inability to find all sources.

The income is generally based on the average price received by the farmers before packing and yields and production are calculated on an average basis.

These figures do not include values for permanent pasture or native grasses or stubble. Such values, in a measure are reported in our animal production, but a substantial amount is consumed by animals marketed in other counties for which this county receives no credit.

While the total F.O.B. farm income for 1944 exceeds the previous all time high of 1943 by \$2,171,038.00 this does not indicate a corresponding increase in net income as operating costs also increased.

Credit is due to members of my staff, the Soil Conservation Office, the farmers and many others who have cooperated to make this report possible.

Respectfully submitted

G. A. Pohl
Geo. A. Pohl
Agricultural Commissioner

ACREAGE, PRODUCTION AND VALUE OF AGRICULTURAL PRODUCTS

MADERA COUNTY, CALIFORNIA - 1944

COMPILED BY GEO. A. POHL, AGRICULTURAL COMMISSIONER

FRUIT & NUT CROPS

	Bearing Acreage	Non-bear Acreage	Production	Total Value F.O.B. Farm
Almonds	390	68	164 tons	\$ 123,000
Apples	70		.230 "	17,250
Apricots	782		*1,017 "	549,180
Figs	1,236	20	.618 "	146,775
Grapes-table	573		4,125 "	453,750
Grapes-raisin	13,692	710	*22,402 "	**4,283,140
			6,464 "	323,200
Grapes	2,979	203	18,768 "	2,064,480
Nectarines	191	10	1,179 "	47,160
Olives	493	21	840 "	159,600
Peaches-clingstone	253	67	2,024 "	125,930
Peaches-freestone	986	41	3,600 "	271,610
			*648 "	294,720
Plums	228	91	1,163 "	174,450
Walnuts	13	15	6 "	3,120
				<u>\$9,037,565</u>

* Dried

** Includes Incentive payment

TRUCK CROPS

		PRODUCTION	
Asparagus	915	46,120 crates	\$ 118,830
Beets-table	31	6,200 "	15,500
Cabbage	133	1,064 tons	42,560
Carrots	143	21,450 crates	47,025
Cauliflower	70	24,500 "	24,500
Corn-sweet	432	51,840 "	103,680
Lettuce	75	21,000 "	35,700
Melons-other	227	24,425 "	43,700
Melons-water	115	805 tons	24,150
Onions	122	12,200 sacks	12,200
Pears	249	11,205 crates	25,550
Spinach	69	10,350 "	20,700
Tomatoes	765	45,047 lugs	126,900
		4,420 tons	120,710
Misc. Vegetables	112	-	44,800
Misc. Vege. Seed	493	118,519 pounds	60,620
			<u>\$ 865,105</u>

FIELD CROPS

	Bearing Average	Production	Total Value F.O.B. Farm
Alfalfa	27,000	162,000 tons	\$3,564,000
Barley	80,000	40,000 "	1,880,000
Beans	3,500	25,000 bags	156,880
Corn-Indian	400	4,000 tons	20,000
Corn-grain sorghum	5,500	4,815 "	192,520
Cotton	37,000	lint-33,440 bales seed-13,776 tons	3,009,600 622,500
Flax	2,000	1,000 "	115,000
Grain Hay	1,250	1,250 "	27,500
Oats	4,900	2,450 "	122,500
Potatoes	5,000	271,425 sacks	521,650
Potatoes-sweet	350	1,400 tons	112,000
Wheat	28,395	12,068 "	627,540
Permanent Pasture	15,300	--	--
			<u>\$10,971,490</u>

ANIMAL PRODUCTION

	Amount Sold	
Beef cattle & calves*	65,125 head	\$6,358,200
Hogs	23,625 "	885,940
Sheep: Lambs	39,400 "	428,040
Wool	324,000 lbs	127,880
Dairy Products (milk & cream)	660,000 cwt.	**2,562,980
Poultry: Eggs	950,000 doz.	351,000
Chickens & turkeys	270,900 birds	1,270,780
Fertilizer	17,800 tons	62,500
		<u>\$11,847,980</u>

* Includes imported feeders & gain in value

** Includes subsidy payment

MISCELLANEOUS

Nursery Stock	325,000 plants	\$ 20,200
Bees	141,000 lbs. honey	16,920
	4,795 lbs wax	1,990
U.S. Agricultural Priority Payment		<u>164,000</u>
		<u>\$ 283,110</u>

SUMMARY


Total value of fruit and nut crops	\$ 9,237,365
Total value of truck crops	865,105
Total value of field crops	10,971,490
Total value of animal production	11,847,980
Total value of miscellaneous	283,110
	<u>\$32,204,990</u>

R E C A P I T U L A T I O N

AGRICULTURAL INCOME

CROP	1939	1940	1941	1942	1943	1944
Fruit	\$1,795,200	\$1,665,825	\$3,191,825	\$5,795,820	\$7,216,000	\$9,037,365
Truck	263,185	189,280	283,060	467,045	1,037,100	865,105
Field	5,043,615	5,997,630	7,547,620	9,567,590	11,939,360	10,971,490
Animal Production*	--	3,887,475	5,086,160	8,537,290	9,955,082	11,847,920
Misc'l	725,450	994,246	971,638	530,080	606,410	203,110
TOTALS	\$7,825,450	\$12,733,456	\$17,680,303	\$22,907,825	\$30,753,952	\$32,924,990

*Animal production includes beef cattle, calves, hogs, sheep, milk & butter fat, poultry, eggs, chickens, turkeys and fertilizer; no record of valuation was made in 1939.

Three vertical black bars of varying widths are positioned on the left side of the page. The bars are solid black and extend from near the top to near the bottom of the page. The middle bar is the widest, flanked by two narrower bars.

1945

AGRICULTURAL CROP REPORT

•
COUNTY
OF
MADERA

•
1945

UNIVERSITY OF CALIFORNIA
LIBRARY
COLLEGE OF AGRICULTURE
DAVIS

MADERA COUNTY
DEPARTMENT OF AGRICULTURE

MADERA COUNTY DEPARTMENT OF AGRICULTURE

CROP REPORT FOR 1945

Section 65.5 of the California Agricultural Code states: "The Commissioner shall compile reports of conditions, acreage, production and value of the agricultural products in his county. The Commissioner may publish such reports, and shall transmit a copy thereof to the Director".

This is the seventeenth consecutive report to be assembled by this office. Since we are dependent upon the cooperation of growers, packers and others to reveal correct figures to our representatives, individual items are held in strictest confidence. We believe that composite figures are thus reasonably accurate, although some may be slightly below the total F. O. B. sums, due to our inability to find all sources.

The income is generally based on the average price received by the farmers before packing and yields and production are calculated on an average basis.

These figures do not include values for native grasses or stubble. Such values, in a measure are reported in our animal production, but a substantial amount is consumed by animals marketed in other counties for which this county receives no credit.

While the total F.O.B. farm income for 1945 exceeds the previous all time high of 1944 by \$625,345.00 this does not indicate a corresponding increase in net income as operating costs also increased.

Credit is due to members of my staff, the Soil Conservation Office, the farmers and many others who have cooperated to make this report possible.

Respectfully submitted

Geo. A. Pohl
Geo. A. Pohl
Agricultural Commissioner

ACREAGE, PRODUCTION AND VALUE OF AGRICULTURAL PRODUCTS

MADERA COUNTY, CALIFORNIA 1945

COMPILED BY GEO. A. POHL, AGRICULTURAL COMMISSIONER

FRUIT & NUT CROPS

	Bearing Acreage	Non-bear Acreage	Production	Total Value F.O.B. Farm
Almonds	395	53	760 tons	\$ 193,040
Apples	70		230 "	20,100
Apricots	735		*1,470 "	132,300
Figs	1,224	222	612 "	183,600
Grapes-raisin	13,806	990	*22,607 "	4,776,395
			6,464 "	387,840
Grapes-table	573		4,125 "	206,250
Grapes-wine	2,978	957	16,761 "	1,155,660
Nectarines	191	10	1,179 "	94,320
Olives	491	21	685 "	196,250
Peaches-clingstone	196	67	1,568 "	99,570
Peaches-freestone	1,012	33	3,521 "	311,360
			*629 "	292,620
Plums	218	104	1,242 "	173,880
Walnuts	13	15	8 "	4,680
				<hr/>
				\$8,227,865

*Dried

TRUCK CROPS

		Production	
Asparagus	630	47,120 crates	\$ 131,530
Beets-table	32	4,000 "	5,000
Cabbage	73	584 tons	17,520
Carrots	60	9,000 crates	20,250
Cauliflower	89	17,800 "	22,250
Corn-sweet	208	26,800 "	69,300
Cucumbers	53	336 tons	16,380
Lettuce	116	18,200 crates	29,250
Melons-other	97	13,625 "	24,250
Melons-water	135	1,400 tons	49,000
Onions	112	2,400 sacks	5,400
Peas	321	15,000 baskets	36,750
Spinach	220	7,280 crates	15,340
Tomatoes	912	61,790 lugs	183,130
		6,250 tons	156,250
Misc. Vegetables	77	-	30,800
Misc. Vege. Seed	129	96,500 lbs.	13,900
<hr/>			
\$ 826,300			

FIELD CROPS

	Bearing Acreage	Production	Total Value F. O. B. Farm
Alfalfa	28,000	168,000 tons	\$ 3,528,000
Barley	79,000	43,450 "	1,955,250
Beans	2,350	33,300 sacks	205,050
Canadian	500	5,000 tons	40,000
Canadian Borghum	2,500	2,887 "	150,120
Cotton	30,147	lint-32,038 bales seed-12,815 tons	3,203,000 692,010
Flax	1,894	530 "	73,070
Grain Hay	2,300	2,300 "	46,000
Oats	2,300	1,400 "	72,800
Potatoes	3,000	470,000 sacks	1,009,710
Potatoes-sweet	75	300 tons	30,000
Rice	40	64 "	4,740
Sunflowers	213	94 "	13,320
Wheat	29,390	13,225 "	700,930
Permanent Pasture	17,300	-	633,000
			<u>\$12,357,000</u>

ANIMAL PRODUCTION

	Amount Sold	
Beef cattle & calves*	60,500 head	\$ 5,674,000
Hogs	21,260 "	797,250
Sheep; lambs	35,320 "	406,980
Wool	285,600 lbs.	119,950
Dairy Products	783,415 cwt.	**3,148,500
Poultry, Eggs	600,000 doz.	264,000
Chickens & turkeys	370,605 birds	1,385,020
Fertilizer	15,000 tons	60,750
		<u>\$11,856,450</u>

* Includes imported feeders & gain in value
 ** Includes subsidy payment

MISCELLANEOUS

Nursery Stock	400,000 plants	\$ 26,700
Bees, Honey	65,320 pounds	7,840
Wax	2,245 "	930
A.A.A. Payments	-	245,250
		<u>\$ 280,720</u>


SUMMARY

Total value of fruit & nut crops	\$ 8,227,865
Total value of truck crops	826,300
Total value of field crops	12,357,000
Total value of animal production	11,856,450
Total value of miscellaneous	280,720
	<u>\$33,548,335</u>

R E C A P I T U L A T I O N

AGRICULTURAL INCOME		1940	1941	1942	1943	1944	1945
Fruit	\$1,665,825	\$3,191,825	\$3,795,820	\$7,216,000	\$9,037,365	\$8,227,865	
Truck	188,280	283,060	467,045	1,037,100	865,105	826,300	
Field	5,997,630	7,547,620	9,567,590	11,939,360	10,971,490	12,357,000	
Animal Prod.*	3,887,475	5,086,160	8,557,290	9,955,082	11,847,920	11,856,450	
Misc'l	994,246	971,638	520,080	606,410	205,110	380,720	
	\$12,733,456	\$17,080,303	\$22,907,825	\$30,753,952	\$52,924,990	\$33,548,335	

*Animal production includes beef cattle, calves, hogs, sheep, dairy products, poultry eggs and fertilizer.



1946

AGRICULTURAL
CROP REPORT

•
COUNTY
OF
MADERA

•

1946

•

UNIVERSITY OF CALIFORNIA
LIBRARY
COLLEGE OF AGRICULTURE
DAVIS

MADERA COUNTY
DEPARTMENT OF AGRICULTURE

M A D E R A C O U N T Y
D E P A R T M E N T O F A G R I C U L T U R E
M A D E R A, C A L I F O R N I A

G E O . A . P O H L
A G R I C U L T U R A L C O M M I S S I O N E R

A N N U A L R E P O R T

F o r

Y E A R E N D I N G D E C E M B E R 3 1 , 1 9 4 6

A . A . B R O C K - S T A T E D I R E C T O R O F A G R I C U L T U R E

B O A R D O F S U P E R V I S O R S

NEIL McDOUGALD - Chairman.....	DISTRICT	5
CARL McCOLLISTER.....	DISTRICT	1
R. H. YATES.....	DISTRICT	2
GROVER MITCHELL.....	DISTRICT	3
W. M. SELL, Jr.....	DISTRICT	4
H. T. HOUSE.....	CLERK	

HADERA COUNTY DEPARTMENT OF AGRICULTURE

CROP REPORT FOR 1946

Section 65.5 of the California Agricultural Code states: "The Commissioner shall compile reports of conditions, acreage, production and value of the agricultural products in his county. The Commissioner may publish such reports, and shall transmit a copy thereof to the Director".

This is the eighteenth consecutive report to be assembled by this office. Since we are dependent upon the cooperation of growers, packers and others to reveal correct figures to our representatives, individual items are held in strictest confidence. We believe that composite figures are thus reasonably accurate, although some may be slightly below the total F.C.B. sums, due to our inability to find all sources.

The income is generally based on the average price received by the farmers before packing and yields and production are calculated on an average basis.

These figures do not include values for native grasses or stubble. Such values, in a measure are reported in our animal production, but a substantial amount is consumed by animals marketed in other counties for which this county receives no credit.

While the total F.C.B. farm income for 1946 exceeds the previous all time high of 1945 by \$16,217,200 this does not indicate a corresponding increase in net income as operating costs also increased.

The large increase in totals for 1946 while reflecting the inflation values, is due to a substantial increase in developed land which is due for the most part to a subdivision of past large land holdings and a greater increase in smaller operations.

Credit is due to members of my staff, the Soil Conservation office, the farmers and many others who have cooperated to make this report possible.

Respectfully submitted

Geo. A. Pohl

Geo. A. Pohl
Agricultural commissioner

ACREAGE, PRODUCTION AND VALUE OF AGRICULTURAL PRODUCTS

MADERA COUNTY, CALIFORNIA - 1946

Compiled by GEO. A. POHL, AGRICULTURAL COMMISSIONER

FRUIT & NUT CROPS

	Bearing Acreage	Non-bear Acreage	Production	Total Value F.O.B. Farm
Almonds	387	123	333 tons	\$ 166,500
Apples	70		230 "	15,640
Apricots	695	2	1,500 "	127,500
			*778 "	404,560
Figs	1,216	202	1,216 "	486,400
Grapes-raisin	15,956	1302	*11,431 "	3,570,300
			53,072 "	3,820,520
Grapes-table	559		4,472 "	357,760
Grapes-wine	3,037	1785	19,130 "	2,104,630
Nectarines	179	10	1,183 "	147,880
Olives	491	93	982 "	343,700
Peaches-clingstone	149	74	1,132 "	67,920
Peaches-freestone	895	158	*442 "	141,440
			4,557 "	410,580
Plums	227	134	1,225 "	153,125
Walnuts	15	15	9 "	5,400
				<u>\$12,323,855</u>

*Dried

TRUCK CROPS

		Production	
Asparagus	715	54,210 crates	\$ 175,950
Cabbage	61	9,150 "	16,930
Carrots	33	2,310 "	6,600
Cauliflower	88	14,080 "	17,600
Corn-sweet	263	38,620 "	72,035
Lettuce	148	20,490 "	32,784
Melons-other	250	21,800 "	34,900
Melons-water	183	1,480 tons	45,900
Onions	41	5,515 sacks	10,765
Spinach	159	30,174 crates	26,770
Tomatoes	842	8,370 tons	259,470
		68,168 lugs	138,506
Misc. Vegetables	50	--	20,000
			<u>\$ 858,210</u>

FIELD CROPS

	Bearing Acreage	Production	Total Value F.O.B. Farm
Alfalfa	52,200	225,400 tons	\$ 5,860,400
Barley	81,063	60,797 "	3,647,820
Beans	3,388	34,880 sacks	540,140
Beets-sugar	95	1,663 tons	24,950
Corn	730	grain-460 "	27,600
		silage-5,000 "	40,000
Corn-grain sorghum	4,126	4,126 "	226,930
Cotton	51,596	lint-35,107 bales	5,617,120
		seed-14,042 tons	1,334,000
Grain Hay	2,500	2,500 "	60,000
Oats	2,588	1,553 "	93,180
Potatoes	2,996	27,053 "	1,036,000
Potatoes-sweet	100	400 "	56,000
Rice	1,290	2,870 "	168,300
Sunflowers	50	38 "	5,320
Wheat	29,816	16,399 "	1,147,930
Permanent pasture	20,000	--	1,000,000
			<hr/>
			\$20,885,690

ANIMAL PRODUCTION

	Amount Sold	
Beef cattle & calves*	56,213 head	**\$ 5,701,670
Hogs	20,197 "	945,220
Sheep-Lambs	51,417 "	**591,170
Wool	257,040 lbs.	110,530
Milk	1,247,154 cwt.	**5,273,030
Poultry-Eggs	450,000 doz.	207,000
Chickens & turkeys	352,620 birds	1,490,780
Fertilizer	11,975 tons	49,140
		<hr/>
		\$14,368,540

*Includes imported feeders & gain in value

** Includes subsidy payment

LUMBER

Mill-run rough, green	24,166,000 Bd. ft.	\$ 1,087,470
-----------------------	--------------------	--------------

MISCELLANEOUS

Nursery Stock	1,004,130 plants	\$ 69,590
Bees-Honey	65 tons	28,600
Wax	2,306 lbs.	1,080
A.A.A. Payments	--	142,500
		<hr/>
		\$ 241,770

SUMMARY - 1946

Total value of fruit & nut crops	\$12,323,855
Total value of truck crops	858,210
Total value of field crops	20,885,690
Total value of animal production	14,368,540
Total value of lumber	1,087,470
Total value of miscellaneous	241,770
	<u>\$49,765,535</u>


R E C A P I T U L A T I O N

CROP	AGRICULTURAL INCOME			
	1942	1943	1944	1945
Fruit	\$5,795,820	\$7,216,000	\$9,037,365	\$8,227,865
Truck	467,045	1,037,100	865,105	826,300
Field	9,567,590	11,939,360	10,971,490	12,357,000
Animal Prod*	8,557,290	9,955,082	11,847,920	11,856,450
Misc'l	520,080	606,410	203,110	280,720
	<u>\$22,907,825</u>	<u>\$30,753,952</u>	<u>\$32,924,990</u>	<u>\$33,548,335</u>

* Animal production includes beef cattle, calves, hogs, sheep, dairy products, poultry, eggs and fertilizer.

Classification of Acreage

Fruit & Nut Crops	25,784 acres
Field, Vegetable & Nursery	316,216 "
Pasture, Arable	206,540 "
Pasture, Non-arable	284,160 "
National Forest & Park	511,360 "
Roads, etc	<u>30,860 "</u>
	1,374,720



1947

AGRICULTURAL CROP REPORT

COUNTY
OF
MADERA

1947

UNIVERSITY OF CALIFORNIA
LIBRARY
COLLEGE OF AGRICULTURE
DAVIS

MADERA COUNTY
DEPARTMENT OF AGRICULTURE

MADERA COUNTY
DEPARTMENT OF AGRICULTURE
MADERA, CALIFORNIA

GEO. A. POHL
AGRICULTURAL COMMISSIONER

ANNUAL REPORT

For

YEAR ENDING DECEMBER 31, 1947

A. A. BROCK - STATE DIRECTOR OF AGRICULTURE

BOARD OF SUPERVISORS

NEIL McDOUGL'D - Chairman	DISTRICT	5
CARL McCOLLISTER	DISTRICT	1
R. H. YATIS	DISTRICT	2
GROVER MITCHELL	DISTRICT	3
W. H. SELL, Jr.....	DISTRICT	4
ERIE CHEUVRONT.....	CLERK	

MADERA COUNTY DEPARTMENT OF AGRICULTURE

CROP REPORT FOR 1947

Section 6515 of the California Agricultural Code states: "The Commissioner shall compile reports of conditions, acreage, production and value of the agricultural products in his county. The Commissioner may publish such reports, and shall transmit a copy thereof to the Director".

This is the nineteenth consecutive report to be assembled by this office. Since we are dependent upon the cooperation of growers, packers and others to reveal correct figures to our representatives, individual items are held in strictest confidence. We believe that composite figures are thus reasonably accurate, although some may be slightly below the total P.O.B. sums, due to our inability to find all sources.


The income is generally based on the average price received by the farmers before packing and yields and production are calculated on an average basis.

These figures do not include values for native grasses or stubble. Such values, in a measure are reported in our animal production, but a substantial amount is consumed by animals marketed in other counties for which this county receives no credit.

The following report reflects the constant increase in new developments which offsets the demoralized values of some of our commodities.

Credit is due to members of my staff, the Agricultural Conservation Association office, the farmers and many others who have cooperated to make this report possible.

Respectfully submitted


Geo. A. Pohl
Agricultural Commissioner

ACREAGE, PRODUCTION AND VALUE OF AGRICULTURAL PRODUCTS

MADERA COUNTY, CALIFORNIA - 1947

Compiled by GEO. A. POHL, AGRICULTURAL COMMISSIONER

FRUIT & NUT CROPS

	Bearing Acreage	Non-bear Acreage	Production	Total Value F.O.B. Farm
Almonds	369	150	287 tons	\$ 186,550
Apples	70		175 "	3,750
Apricots	488	5	*326 "	123,880
Figs	1,216	202	1,216 "	148,980
Grapes-raisin	14,386	1579	*23,150 "	3,025,250
			9,440 "	356,375
Grapes-table	557	1	4,450 "	133,500
Grapes-wine	3,285	1908	32,980 "	919,200
Nectarines	140	10	872 "	65,400
Olives	502	93	600 "	93,000
Peaches-clingstone	123	40	1,610 "	81,305
Peaches-freestone	780	604	*380 "	68,400
			4,337 "	358,255
Plums	240	159	1,440 "	108,000
Walnuts	15	15	9 "	3,780
				<u>35,660,625</u>

*Dried

TRUCK CROPS

		Production	
Asparagus	950	51,400 crates	\$ 128,500
Berries	85	415 tons	58,100
Cabbage	45	6,750 crates	12,490
Cauliflower	50	8,000 "	10,000
Corn-sweet	240	40,600 "	95,200
Lettuce	95	14,250 "	28,500
Melons-other	113	565 tons	16,950
Melons-water	112	784 "	19,600
Spinach	105	975 "	24,375
Tomatoes	780	6,350 "	184,150
		19,204 lugs	43,780
Misc. Vegetables	81	--	20,250
			<u>\$ 641,895</u>

FIELD CROPS

	Bearing Acreage	Production	Total Value P.O.B. Farm
Alfalfa	51,500	32,500 tons	\$6,010,200
Barley	79,000	52,500 "	5,412,500
Beans	2,364	21,275 sacks	319,420
Beets-sugar	32	1,435 tons	20,090
Corn	500	grain-200 "	20,000
		silage-5,000 "	40,000
Corn-grain sorghum	2,475	3,094 "	247,500
Cotton	43,120	53,897 bales lint	8,623,520
		1,558 tons seed	2,155,800
Grain Hay	2,500	2,500 "	50,000
Oats	2,500	1,500 "	97,500
Potatoes	2,388	548,622 sacks	1,480,240
Potatoes-sweet	69	12,250 crates	42,880
Rice	1,280	48,980 sacks	269,390
Wheat	25,000	11,250 tons	900,000
Permanent Pasture	20,000	--	1,000,000
			<u>\$24,689,040</u>

ANIMAL PRODUCTION

	Amount Sold	
Beef cattle & calves*	71,670 head	\$8,437,750
Hogs	15,150 "	984,750
Sheep-lambs	29,725 "	446,420
wool	182,175 lbs.	78,535
Milk	1,272,097 cwt.	4,916,530
Poultry-eggs	450,000 doz.	225,000
-chickens & turkeys	310,000 birds	1,245,650
Fertilizer	12,100 tons	49,600
		<u>\$16,384,015</u>

* Includes imported feeders & gain in value

LUMBER

Mill-run rough, green	50,345,000 bd.ft	\$1,517,250
-----------------------	------------------	-------------

MISCELLANEOUS

Nursery stock	70	182,960 plants	\$ 31,740
Bees-Honey		48 tons	17,280
Wax		2,100 lbs	380
Agri. Conserv. Ass'n Payments			148,278
			<u>\$ 198,178</u>

SUMMARY - 1947

Total value of fruit & nut crops	\$ 5,660,625
Total value of truck crops	641,895
Total value of field crops	24,689,040
Total value of animal production	16,584,015
Total value of lumber	1,517,250
Total value of miscellaneous	198,178
	<hr/> \$49,091,003


R E C A P I T U L A T I O N

CROP	AGRICULTURAL INCOME			
	1943	1944	1945	1946
Fruit	\$7,216,000	\$9,057,365	\$8,227,865	\$12,523,855
Truck	1,027,100	865,105	826,300	858,210
Field	11,959,560	10,971,490	12,557,200	20,885,690
Animal Prod*	9,955,082	11,847,920	11,856,450	14,568,540
Lumber	--	--	--	1,087,470
Misc'l	606,410	203,110	280,720	241,770
	<hr/> \$50,755,952	\$52,924,990	\$50,548,555	\$49,765,535

*Animal production includes beef cattle, calves, hogs, sheep, dairy products, poultry, eggs and fertilizer.

Classification of Acreage

Fruit & Nut Crops	26,936 acres
Field, Vegetable & Nursery	517,624 "
Pasture, Arable	203,780 "
Pasture, Non-arable	284,160 "
National Forest & Park	511,560 "
Roads, etc.	50,860 "
	<hr/> 1,574,720 acres



1948

Calif. - Madera Co.

TWENTIETH ANNUAL REPORT AGRICULTURAL CROPS

COUNTY
OF
MADERA

1948

UNIVERSITY OF CALIFORNIA
LIBRARY
COLLEGE OF AGRICULTURE
DAVIS

MADERA COUNTY
DEPARTMENT OF AGRICULTURE

T6-

A.A. Brock, Director, State Department of Agriculture
and
The Honorable Board of Supervisors, Madera County

ACREAGE, PRODUCTION AND VALUE OF AGRICULTURAL PRODUCTS
MADERA COUNTY, CALIFORNIA - 1948

Submitted in accordance with Section 65.5 of the State
Agricultural Code.

Compiled by Madera County Department of Agriculture
through the cooperation of many individuals and agencies
to whom we extend our appreciation and thanks for their
cooperation.

The total agricultural income was \$2,339,051 more than
the 1947 income. This was more than accounted for in the
higher prices for beef cattle. 67,539 head had a value of
\$10,067,480 compared to a value of \$8,437,730 for 71,670
head in 1947. Registered beef cattle a growing industry
in the County added 224,890 to the income for 507 head
sold.

Niels Overgaard, Acting Agricultural Commissioner

Margaretta E. Moore
Office Clerk

Howard T. McLean
Senior Inspector

FRUIT & NUT CROPS

	Bearing Acreage	Non-bear Acreage	Production	Total Value F.O.B. Farm
Almonds	376	204	188 tons	\$ 114,680
Apples	70		175 "	8,750
Apricots	394	6	*394 "	118,200
Figs	897	700	672 "	143,380
Grapes-raisin	14,443	1,215	*23,394 "	2,825,100
			7,880 "	264,200
Grapes-table	554	1	4,432 "	132,960
Grapes-wine	3,435	1,229	24,045 "	841,575
Nectarines	146		910 "	68,250
Olives	496	93	800 "	104,500
Peaches-Clingstone	120	40	1,450 "	92,075
Peaches-Freestone	561	813	4,231 "	336,450
Plums	284	92	1,704 "	238,560
Walnuts	30		18 "	9,000
				<u>\$ 5,297,680</u>

*Dried

TRUCK CROPS

		Production	
Asparagus	768	45,114 crates	\$ 128,360
Berries	87	4,000 "	10,000
		1,337 tons	97,720
Cabbage	47	14,100 crates	21,150
Cauliflower	40	14,000 "	21,000
Corn-sweet	232	39,800 "	94,800
Lettuce	47	14,800 "	17,025
Melons-other	43	258 "	12,900
Melons-water	95	760 tons	17,580
Spinach	25	200 "	5,000
Tomatoes	290	132,886 lugs	322,190
		1,860 tons	46,500
Misc. Vegetables	25	--	<u>14,700</u>
			\$ 808,925

FIELD CROPS

	Bearing Acreage	Production	Total Value F.O.B. Farm
Alfalfa	26,800	187,600 tons	\$ 4,877,600
Barley	88,000	82,400 "	4,284,800
Beans	1,850	18,500 sacks	83,250
Beets-sugar	142	1,988 tons	23,860
Corn	800	grain-300 "	18,000
		silage-6,000 "	48,000
Corn-grain sorghum	2,200	2,750 "	154,000
Cotton	68,825	lint-67,137 bales	10,070,550
		seed-26,870 tons	1,988,380
Grain Hay	2,500	2,500 "	62,500
Oats	1,600	1,080 "	62,640
Potatoes	3,198	645,332 sacks	1,487,910
Potatoes-sweet	30	3,750 crates	13,130
Rice	1,440	54,720 sacks	246,240
Wheat	12,000	7,200 tons	576,000
Permanent Pasture	19,000	--	950,000
			<u>\$24,946,860</u>

ANIMAL PRODUCTION

	Amount Sold	
Registered Beef Cattle	507 head	\$ 224,890
Beef cattle & calves	67,539 "	10,067,480
Hogs	12,000 "	624,000
Sheep-lambs	29,250 "	529,000
-wool	181,760 lbs.	76,340
Milk	1,068,561 cwt.	4,834,170
Poultry-eggs	450,000 doz.	216,000
-chickens & turkeys	371,300 birds	2,272,850
Fertilizer	20,000 tons	65,000
		<u>\$18,909,730</u>

LUMBER

Mill-run rough, green	27,475 M bd.ft.	\$ 1,373,750
-----------------------	-----------------	--------------

MISCELLANEOUS

Nursery stock	35	403,000 plants	\$ 16,575
Bees-honey		286,260 lbs.	25,765
-wax		4,200 "	1,805
Agri, Conv. Ass'n Payments			48,964
			<u>\$ 93,109</u>

SUMMARY - 1948

Total value of fruit & nut crops	\$ 5,297,680
Total value of truck crops	808,925
Total value of field crops	24,946,860
Total value of animal production	18,909,730
Total value of lumber	1,373,750
Total value of miscellaneous	93,109
	<u>\$51,430,054</u>

R E C A P I T U L A T I O N

CROP	AGRICULTURAL INCOME			
	1944	1945	1946	1947
Fruit	\$9,037,365	\$8,227,865	\$12,323,855	\$5,660,625
Truck	865,105	826,300	858,210	641,895
Field	10,971,490	12,357,000	20,885,690	24,689,040
Animal Prod*	11,847,920	11,856,450	14,368,540	16,384,615
Lumber	--	--	1,087,470	1,517,250
Misc'l	203,110	280,720	241,770	198,178
	<u>\$32,924,990</u>	<u>\$33,548,335</u>	<u>\$49,765,535</u>	<u>\$49,091,003</u>

*Animal production includes cattle, calves, hogs, sheep, dairy products, poultry, eggs and fertilizer.

Classification of Acreage

Fruit & Nut Crops	26,199 acres
Field, Vegetable & Nursery	325,361 "
Pasture, Arable	196,640 "
Pasture, Non-arable	284,160 "
National Forest & Park	511,360 "
Roads, Cities, Canals, etc	31,000 "
	<u>1,374,720 acres</u>

1949

**AGRICULTURAL
CROP REPORT**

●
**COUNTY
OF
MADERA**

●
1949

●
**MADERA COUNTY
DEPARTMENT OF AGRICULTURE**

A N N U A L C R O P R E P O R T
M A D E R A C O U N T Y
D E P A R T M E N T O F A G R I C U L T U R E

A. A. BROCK - STATE DIRECTOR OF AGRICULTURE

BOARD OF SUPERVISORS

ROBERT YATES

C. A. McCOLLISTER

WILLIAM SELL

W. S. HILLIS

NEIL McDOUGALD

HOWARD T. McLEAN
AGRICULTURAL COMMISSIONER

MARION D. FASO

GEORGE TIPTON

ROBERT SILKWOOD

JAMES S. DAVIS

MARGARETTA E. MOORE

JOHN ALLRED

To-
The Director, State Department of Agriculture
And The Honorable Board of Supervisors

Gentlemen:

As required by Section 65.5 of the California Agricultural Code, I present herewith our twenty-first annual crop report of the acreage, production and value of agriculture in Madera County for the year 1949.

The figures are f.o.b. returns to the grower. With the cost of production constantly on the increase, the actual return to the farmer in most instances continues to decrease.

I wish to express my appreciation for the excellent cooperation that has been given by my staff and all individuals and organizations that have been contacted for compilation of this report.

HOWARD T. McLEAN
Agricultural Commissioner

FRUIT & NUT CROPS

	Bearing Acreage	Non-bear Acreage	Production	Total Value F.O.B. Farm
Almonds	310	203	191 tons	\$ 76,400
Apples	62	9	155 "	4,185
Apricots	100	16	*100 "	28,000
Figs	707	760	528 "	151,195
Grapes-raisin	14,018	671	*19,194 "	2,445,290
			24,212 "	561,670
Grapes-table	498	7	3,984 "	99,600
Grapes-wine	3,590	374	21,540 "	560,040
Nectarines	77		309 "	20,270
Olives	510	150	600 "	120,000
Peaches-Clingstone	118	186	818 "	32,720
Peaches-Freestone	485	572	3,372 "	170,960
Plums	225	79	1,102 "	70,220
Walnuts	40	8	24 "	8,090
				<u>\$4,348,640</u>

*Dried

TRUCK CROPS

		Production	
Asparagus	334	30,746 crates	\$ 93,430
Berries	88	13,600 "	24,800
		250 tons	39,000
Broccoli	40	4,200 crates	15,540
Cabbage	20	7,000 "	13,010
Carrots	5	1,575 "	4,615
Corn-sweet	366	66,050 "	121,690
Lettuce	82	24,600 "	33,700
Melons-other	70	8,200 "	16,240
Melons-water	75	525 tons	13,130
Spinach	5	1,750 crates	3,240
Tomatoes	280	23,040 lugs	55,850
Misc. Vegetables	43	--	12,900
			<u>\$ 447,145</u>

FIELD CROPS

	Bearing Acreage	Production	Total Value F.O.B. Farm
Alfalfa	27,799	166,794 tons	\$ 3,502,675
Barley	90,560	45,496 "	2,018,830
Beans	500	5,000 sacks	40,000
Beets-sugar	375	8,550 tons	88,065
Corn	2,600	grain-300 "	18,000
		silage-28,800 "	230,400
Corn-grain sorghum	400	400 "	23,360
Cotton	74,041	lint-76,733 bales	11,126,290
		seed-30,693 tons	1,396,530
Grain Hay	3,000	3,000 "	67,500
Oats	3,000	1,500 "	85,500
Potatoes	2,295	542,312 sacks	906,615
Rice	1,391	52,858 "	185,000
Stubble	106,000	--	26,600
Wheat	12,440	3,110 tons	240,715
Permanent Pasture	19,600	--	784,000
			<u>\$20,739,980</u>

ANIMAL PRODUCTION

	Amount sold	
Registered beef cattle	540 head	\$ 269,290
Beef cattle & calves	62,291 "	7,330,425
Hogs	12,000 "	480,000
Sheep-lambs	26,026 "	552,630
-wool	163,648 lbs.	75,245
Milk	1,129,580 cwt.	3,991,945
Poultry-eggs	443,750 doz.	199,770
-chickens & turkeys	533,150 birds	3,487,050
Fertilizer	34,100 tons	118,800
		<u>\$16,505,155</u>

LUMBER

Mill-run rough, green	16,154 M bd.ft	\$ 812,200
-----------------------	----------------	------------

MISCELLANEOUS

Nursery stock	142,595 plants	\$ 10,650
Bees-honey	219,000 lbs.	18,250
-wax	3,500 "	1,155
-bees	45 pkgs.	200
Agri. Consv. Ass'n Payments		99,950
		<u>\$ 130,205</u>

SUMMARY - 1949

Total value of fruit & nut crops	\$ 4,348,640
Total value of truck crops	447,145
Total value of field crops	20,739,980
Total value of animal production	16,505,155
Total value of lumber	812,200
Total value of miscellaneous	130,205
	\$42,983,325

R E C A P I T U L A T I O N

CROP	AGRICULTURAL INCOME			
	1945	1946	1947	1948
Fruit	\$ 8,227,865	\$12,323,855	\$ 5,660,625	\$ 5,297,680
Truck	826,300	858,210	641,895	808,925
Field	12,357,000	20,885,690	24,639,040	24,946,860
Animal Prod*	11,856,450	14,368,540	16,384,015	18,909,730
Lumber	--	1,087,470	1,517,250	1,373,750
Misc'l	280,720	241,770	198,178	93,109
	\$33,548,335	\$49,765,535	\$49,091,003	\$51,430,054

*Animal production includes cattle, calves, hogs, sheep, dairy products, poultry, eggs and fertilizer.

Classification of Acreage

Fruit & Nut Crops	23,775 acres
Field, Vegetable & Nursery	334,686 "
Pasture, Arable	189,739 "
Pasture, Non-arable	284,160 "
National Forest & Park	511,360 "
Roads, Cities, Canals, etc.	31,000 "
	1,374,720 acres

Three vertical black bars of varying widths are positioned in the upper half of the page. They are separated by white space. The bars are roughly parallel to each other and extend from the top edge of the page down to about the middle.

1950

County - Madera Co.

C 1

AGRICULTURAL CROP REPORT

●

COUNTY
OF
MADERA

●

1950

●

MADERA COUNTY
DEPARTMENT OF AGRICULTURE

PECK'S PRINTERY

RECEIVED
MADERA COUNTY DEPARTMENT OF AGRICULTURE
MADERA, CALIF. 93647
1950

ANNUAL CROP REPORT
MADERA COUNTY
DEPARTMENT OF AGRICULTURE

A. A. BROCK - STATE DIRECTOR OF AGRICULTURE

BOARD OF SUPERVISORS

ROBERT YATES

C. A. McCOLLISTER

WILLIAM SELL

VIRGIL GORDON

NEIL McDUGALD

HOWARD T. McLEAN
AGRICULTURAL COMMISSIONER

MARION D FASO

JAMES S. DAVIS

GEORGE TIPTON

JACK FARLINGER

MARGARETTA E. MOORE

JOHN ALLRED

**MADERA COUNTY
DEPARTMENT OF AGRICULTURE**
OFFICE - 221 WEST 7TH STREET
MADERA, CALIFORNIA

To-
The Director State Department of Agriculture
and
The Honorable Board of Supervisors

Gentlemen:

I respectfully submit herewith our twenty second annual crop report of the acreage, production and value of agricultural products in Madera County for the year 1950 as required in Section 65.5 of the California Agricultural Code.

The figures are F.O.B. returns to the grower. With the cost of production constantly on the increase the actual return to the grower in most instances continues to decrease.

Copies of this report are sent to State and County officials and to many others as requests are made.

I wish to express my appreciation for the excellent cooperation that has been given by my staff and all individuals and organizations that have been contacted for compilation of this report.

HOWARD T. McLEAN
Agricultural Commissioner

Madera County - 1950

	Bearing Acres	Non-bearing Acres	Total Acres
Almonds			
Drake	61		61
I.X.L.	21		21
Jordonola	2	30	32
Mission	53	46	99
NePlus	21	3	24
Non Pariel	161	112	273
Peerless	5	3	8
	<u>324</u>	<u>194</u>	<u>518</u>
Apples			
Delicious	41	9	50
Other	21		21
	<u>62</u>	<u>9</u>	<u>71</u>
Apricots			
Blenheim & Royal	46	10	56
Tiltons	85		85
	<u>131</u>	<u>10</u>	<u>141</u>
Figs			
Mission	2	400	402
Calimyrna	525		525
Kadotas	19		19
White Adriatics	159	360	519
	<u>705</u>	<u>760</u>	<u>1465</u>
Grapes - Raisin			
Muscats	783	31	814
Sultanas	94		94
Thompsons	13,336	234	13,570
Zante Currants	217		217
Other		18	18
	<u>14,430</u>	<u>283</u>	<u>14,713</u>
Grapes - Table			
Emperors	3		3
Malaras	465		465
Ribiers	22		22
Other	13		13
	<u>503</u>		<u>503</u>
Grapes - Wine			
Alicante Bouschet	369		369
Burger	20		20
Carignanes	1,849	29	1,878
Feher Szagos	206		206
Grenache	273	9	282
Malvoisie	18		18
Mataro	77		77
Mission	132		132
Palomino	495		495
Zinfandels	344		344
Other dark	92		92
	<u>3,875</u>	<u>38</u>	<u>3,913</u>

	Bearing Acres	Non-bearing Acres	Total Acres
Nectarines			
John Rivers	52		52
Quetta	12		12
Collins	<u>14</u>		<u>14</u>
	78		78
Olives			
Manzanillo	317	45	362
Mission	171	1	172
Sevillano, Nev., Queen & Seedlings	<u>6</u>	<u>104</u>	<u>110</u>
	494	150	644
Peaches-Clingstone			
Carolyn	8	36	44
Fortuna		12	12
Giblin	25	138	163
Halford	27		27
Libbee	8		8
Palora	2		2
Peaks	33		33
Other	<u>12</u>		<u>12</u>
	115	186	301
Peaches-Freestone			
Elbertas-Early	1	15	16
Elbertas	253	7	260
J. H. Hale	106		106
Lovells	24		24
Muir	14	7	21
Rio Oso Gems	8	20	28
Kirkman Gems	222	427	649
Other	<u>9</u>	<u>8</u>	<u>17</u>
	637	484	1,121
Plums			
Duartes	42		42
Kelsey	7		7
Santa Rosa	201	21	222
Tragedy		8	8
Wickson	3		3
El Dorado	<u>22</u>		<u>22</u>
	275	29	304
Prunes			
French		8	8
Walnuts			
Eureka	26		26
Franquette	11	1	12
Payne	4	1	5
Misc	<u>6</u>		<u>6</u>
	47	2	49

FRUIT & NUT CROPS

	Bearing Acreage	Non-bear Acreage	Production	Total Value F.O.B Farm
Almonds	324	194	54 tons	\$ 39,220
Apples	62	9	124 "	7,140
Apricots	131	10	200 "	14,000
Figs	705	760	531 "	245,930
Grapes-raisin	14,430	283	*15,705 "	3,958,600
			36,017 "	2,083,340
			4,527 "	226,350
Grapes-table	503		23,250 "	1,395,000
Grapes-wine	3,875	38	357 "	42,840
Nectarines	78		371 "	85,215
Olives	494	150	755 "	45,330
Peaches-clingstone	115	186	3,271 "	546,310
Peaches-freestone	637	484	1,168 "	163,520
Plums	275	29		--
Prunes		8		--
Walnuts	47	2	24	11,750
				<u>\$8,864,545</u>

*Dried

TRUCK CROPS

		Production	
Asparagus	57	71 tons	\$ 15,670
Berries	58	24,260 crates	62,370
		115 tons	16,800
Cabbage	2	300 crates	390
Corn-sweet	270	43,200 "	96,000
Lettuce	7	665 "	2,100
Melons-other	262	32,340 "	96,120
Melons-water	109	754 tons	20,250
Tomatoes	94	5,484 lugs	19,965
		620 tons	14,260
Squash	12	14 "	2,560
Misc. Vegetables	68	--	5,095
			<u>\$ 351,580</u>

FIELD CROPS

	Bearing Acreage	Production	Total Value F.O.B. Farm
Alfalfa	33,799	219,694 tons	\$ 4,393,880
Barley	84,000	58,400 "	3,504,000
Beans	1,800	14,400 sacks	151,200
Beets-sugar	2,472	38,136 tons	476,700
Corn	7,447	grain-- 2,000 "	104,000
		silage-- 43,576 "	435,760
Corn-grain sorghum	6,900	6,210 "	310,500
Cotton	42,300	lint- 63,000 bales	12,600,000
		seed- 25,200 tons	2,646,000
Grain Hay	3,450	5,175 "	98,330
Oats	4,000	3,000 "	165,000
Potatoes	2,550	627,327 sacks	897,360
Potatoes-sweet	200	1,925 tons	192,500
Rice	1,165	38,445 sacks	169,160
Safflower	3,000	300 tons	36,000
Seed	513	450 "	39,110
Stubble	105,550	--	26,400
Wheat	17,550	8,775 tons	614,250
Permanent Pasture	25,600	--	1,024,000
			<u>\$27,884,150</u>

ANIMAL PRODUCTION

	Amount Sold	
Registered beef cattle	369 head	\$ 199,655
Beef cattle & calves	61,820 "	9,817,760
Hogs	12,000 "	436,800
Sheep-lambs	24,500 "	655,750
wool	140,975 lbs.	119,830
Milk	1,180,413 cwt.	4,037,100
Poultry-eggs	481,300 doz.	205,495
-chickens & turkeys	616,765 birds	2,281,860
Fertilizer	17,000 tons	60,250
		<u>\$17,814,500</u>

LUMBER

Mill-run rough, green	31,318 M bd.ft.	\$ 1,879,080
-----------------------	-----------------	--------------

MISCELLANEOUS

Nursery stock	10	186,235 plants	\$ 13,875
Bees-honey		210,000 lbs.	18,900
wax		3,700 "	1,480
pollination		798 colonies	2,890
Agri.Consv. Ass'n Payments			<u>110,000</u>
			\$ 147,145

SUMMARY - 1950

Total value of fruit & nut crops	\$ 8,864,545
Total value of truck crops	351,580
Total value of field crops	27,884,150
Total value of animal production	17,814,500
Total value of lumber	1,879,080
Total value of miscellaneous	147,145
	<hr/>
	\$56,941,000


R E C A P I T U L A T I O N

CROP	AGRICULTURAL INCOME			
	1946	1947	1948	1949
Fruit	\$12,323,855	\$ 5,660,625	\$ 5,297,680	\$ 4,348,640
Truck	858,210	641,895	808,925	447,145
Field	20,885,690	24,689,040	24,946,860	20,739,980
Animal Prod*	14,368,540	16,384,015	18,909,730	16,505,155
Lumber	1,087,470	1,517,250	1,373,750	812,200
Misc'l	241,770	198,178	93,109	130,205
	<hr/>	<hr/>	<hr/>	<hr/>
	\$49,765,535	\$49,091,003	\$51,430,054	\$42,983,325

*Animal production includes: cattle, calves, hogs, sheep dairy products, poultry, eggs and fertilizer.

Classification of Acreage

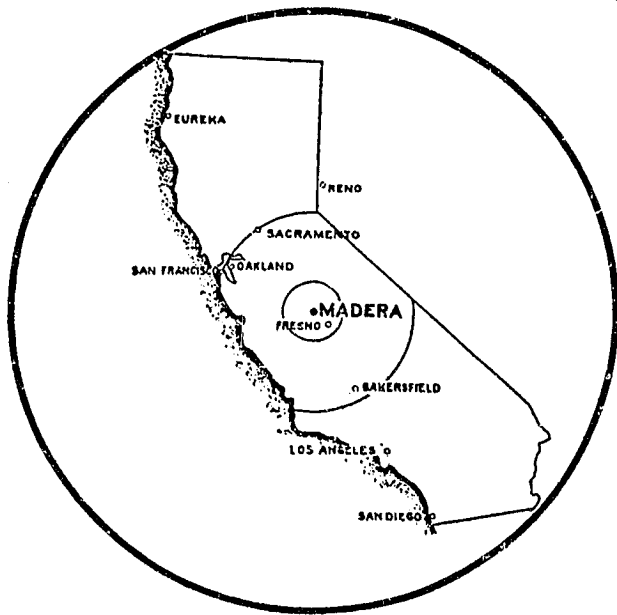
Fruit & Nut Crops	23,829 acres
Field, Vegetable & Nursery	337,695 "
Pasture, Arable	186,676 "
Pasture, Non-arable	284,160 "
National Forest & Park	511,360 "
Roads, Cities, Canals etc.	31,000 "
	<hr/>
	1,374,720 acres

Three vertical black bars of varying widths are positioned on the left side of the page. They are separated by white gaps. The bars have a grainy, textured appearance.

1951

Madera, 1951

AGRICULTURAL CROP REPORT



UNIVERSITY OF CALIFORNIA
LIBRARY

DAVIS

1951

MADERA COUNTY
DEPARTMENT OF AGRICULTURE

ANNUAL CROP REPORT
MADERA COUNTY
DEPARTMENT OF AGRICULTURE

A.A. BROCK - STATE DIRECTOR OF AGRICULTURE

BOARD OF SUPERVISORS

WILLIAM SELL

C. W. McCOLLISTER

T. A. JENNINGS

VIRGIL GORDON

ENOS SHAUBACH

HOWARD T. McLEAN
AGRICULTURAL COMMISSIONER

MARION D. FASO

JAMES S. DAVIS

GEORGE TIPTON

JOHN C. ALLRED

MARGARETTA E. MOORE

To-
The Director State Department of Agriculture
and
The Honorable Board of Supervisors

Gentlemen:

I respectfully submit herewith our twenty third annual crop report of the acreage, production and value of agricultural products in Madera County for the year 1951, as required in Section 65.5 of the California Agricultural Code,

The figures are F.O.B. returns to the grower.

Copies of this report are sent to State and County officials and to many others as requests are made.

I wish to express my appreciation for the excellent cooperation that has been given by my staff and all individuals and organization that have been contacted for compilation of this report.

HOWARD T. McLEAN
Agricultural Commissioner
Madera County

Madera county - 1951

	Bearing Acres	Non-bearing Acres	Total Acres
Almonds			
Drake	55		55
I.X.L.	21		21
Jordonola	12	20	32
Mission	57	33	90
NePlus	12		12
Non Pariel	181	90	271
Peerless	5	3	8
	<u>343</u>	<u>146</u>	<u>489</u>
Apples			
Delicious	41	9	50
Other	21		21
	<u>62</u>	<u>9</u>	<u>71</u>
Apricot			
Blenheim & Royal	50		50
Tiltons	68		68
	<u>118</u>		<u>118</u>
Figs			
Calimyrnas	525		525
Kadotas	19		19
Mission	2	400	402
White Adriactis	179	340	519
	<u>725</u>	<u>740</u>	<u>1,465</u>
Grapes-Raisin			
Muscats	814		814
Sultanas	92		92
Thompsons	13,497	37	13,534
Zante Currants	217		217
Other		18	18
	<u>14,620</u>	<u>55</u>	<u>14,675</u>
Grapes-Table			
Emperors	3		3
Malagas	465		465
Ribiers	22		22
Other	10		10
	<u>500</u>		<u>500</u>
Grapes-Wine			
Alicante Bouschet	369		369
Burger	20		20
Carignanes	1,871	7	1,878
Feher Szagoes	206		206
Grenache	282		282
Malvoise	18		18
Mataro	77		77
Mission	115		115
Palominas	495		495
Zinfandels	344		344
Other dark	63		63
	<u>3,860</u>	<u>7</u>	<u>3,867</u>

	Bearing Acres	Non-Bearing Acres	Total Acres
Nectarines			
Collins	14		14
Quettas	12		12
John Rivers	<u>52</u>		<u>52</u>
	78		78
Olives			
Manzanillo	307	45	352
Mission	171	1	172
Sevillano	55	19	74
Queen	<u>6</u>	30	<u>36</u>
	539	95	634
Peaches-Clingstone			
Carolyn	8	36	44
Fortuna		12	12
Giblin	63	100	163
Halford	27		27
Libbee	8		8
Palora	2		2
Peaks	33		33
Other	<u>16</u>		<u>16</u>
	157	148	305
Peaches-Freestone			
Elbertas-Early	1	15	16
Elbertas	244	4	248
J.H. Hale	106		106
Lovells	20		20
Muir	21		21
Rio Osa Gems	8	20	28
Kirkman Gems	629	20	649
Other	<u>10</u>		<u>10</u>
	1,039	59	1,098
Plums			
Duartes	42		42
El Dorados	22		22
Kelsey	7		7
Santa Rosas	209	5	214
Tragedy	8		8
Wickson	<u>3</u>		<u>3</u>
	291	5	296
Prunes			
French		8	8
Walnuts			
Eureka	26		26
Franquette	11	1	12
Payne	4	1	5
Misc.	<u>6</u>		<u>6</u>
	47	2	49

FRUIT & NUT CROPS

	Bearing Acreage	Non-bear Acreage	Production	Total Value F.O.B. Farm
Almonds	343	146	244 tons	\$ 122,000
Apples	62	9	125 "	6,250
Apricots	118		350 "	17,500
Figs	725	740	454 "	125,320
Grapes-raisin	14,620	55	*13,822 "	2,210,000
			59,608 "	1,776,020
Grapes-table	500		4,500 "	112,500
Grapes-wine	3,860	7	27,020 "	743,050
Nectarines	78		624 "	74,880
Olives	539	95	1,078 "	149,320
Peaches-clingstone	157	148	1,405 "	108,890
Peaches-freestone	1,039	59	6,534 "	576,940
Plums	291	5	1,455 "	247,350
Prunes		8	--	--
Walnuts	48	1	24 "	10,560
				<u>\$ 6,280,580</u>

*Dried

TRUCK CROPS

		Production	
Asparagus	45	52 tons	\$ 13,290
Berries	11	10,500 crates	25,600
	45	113 tons	28,250
Cabbage	5	1,435 crates	3,760
Cauliflower	6	1,800 "	2,700
Corn-sweet	154	27,942 "	62,790
Lettuce	22	5,280 "	15,840
Melons-other	836	66,210 "	192,960
Melons-water	217	2,649 tons	56,870
Onions	25	179 "	26,630
Tomatoes	60	17,909 lugs	45,580
		180 tons	4,750
Misc. Vegetables	33	--	27,000
			<u>\$ 506,020</u>

FIELD CROPS

	Bearing Acreage	Production	Total Value F.O.B. Farm
Alfalfa	25,648	153,888 tons	\$ 5,386,080
Barley	74,000	37,000 "	2,368,000
Beans	534	5,340 sacks	53,400
Beets-sugar	385	7,851 tons	98,140
Corn	2,215	silage- 33,225 "	265,800
Corn-grain sorg.	265	370 "	22,200
Cotton	97,475	lint-103,222 bales	20,644,400
		seed- 41,288 tons	2,972,740
Grain Hay	500	750 "	15,000
Oats	1,000	750 "	52,500
Potatoes	772	182,790 sacks	375,890
Potatoes-sweet	60	206 tons	33,380
Rice	3,214	84,882 sacks	390,460
Seed	4,138	1,329 tons	296,700
Sudan Grass	94	--	4,320
Stubble	93,000	--	23,250
Wheat	18,000	7,200 tons	576,000
Permanent Pasture	31,823	--	2,227,610
			<u>\$35,805,870</u>

ANIMAL PRODUCTION

	Amount sold	
Registered beef cattle	343 head	\$ 149,945
Beef cattle & calves	68,110 "	14,609,570
Hogs	8,000 "	328,000
Sheep-lambs	25,425 "	677,650
wool	215,300 lbs.	139,950
Milk	851,000 cwt.	3,721,250
Poultry-eggs	400,000 dozens	200,000
chickens & turkeys	867,300 birds	3,099,830
Fertilizer	20,500 tons	82,000
		<u>\$23,058,195</u>

LUMBER

Mill-run rough, green	31,759 M bd.ft	\$ 2,540,720
-----------------------	----------------	--------------

MISCELLANEOUS

Nursery Stock	47	181,241 plants	\$ 10,870
Bees-honey		112 tons	22,420
wax		3,800 lbs	1,980
pollination		1,200 hives	5,600
Agri, Conserv. Ass'n Payments			138,000
			<u>\$ 178,870</u>

SUMMARY - 1951

Total value of fruit & nut crops	\$ 6,280,580
Total value of truck crops	506,020
Total value of field crops	35,805,870
Total value of animal production	23,058,195
Total value of lumber	2,540,720
Total value of miscellaneous	178,870
	<u>\$68,370,255</u>


R E C A P I T U L A T I O N

CROP	AGRICULTURAL INCOME			
	1947	1948	1949	1950
Fruit	\$ 5,660,625	\$ 5,297,680	\$ 4,348,640	\$ 8,864,545
Truck	641,895	808,925	447,145	351,580
Field	24,689,040	24,946,860	20,739,980	27,884,150
Animal Prod*	16,384,015	18,909,730	16,505,155	17,814,500
Lumber	1,517,250	1,373,750	812,200	1,879,080
Misc'l.	198,178	93,109	130,205	147,145
	<u>\$49,091,003</u>	<u>\$51,430,054</u>	<u>\$42,983,325</u>	<u>\$56,941,000</u>

*Animal production includes cattle, calves, hogs, sheep, dairy products, poultry, eggs and fertilizer.

Classification of Acreage

Fruit & Nut Crops	23,653 acres
Field, Vegetable & Nursery	341,707 "
Pasture, Arable	182,840 "
Pasture, Non-arable	284,160 "
National Forest & Park	511,360 "
Roads, Cities, Canals etc.	31,000 "
	<u>1,374,720 acres</u>



1952

AGRICULTURAL CROP REPORT



LIBRARY
UNIVERSITY OF CALIFORNIA
DAVIS

1952

MADERA COUNTY
DEPARTMENT OF AGRICULTURE

ANNUAL CROPREPORT
MADERA COUNTY
DEPARTMENT OF AGRICULTURE

A.A. BROCK - STATE DIRECTOR OF AGRICULTURE

BOARD OF SUPERVISORS

WILLIAM SELL

C. W. McCOLLISTER

T. A. JENNINGS

VIRGIL GORDON

ENOS SHAUBACH

HOWARD T. McLEAN
AGRICULTURAL COMMISSIONER

MARION D. FASO

JAMES S. DAVIS

GEORGE TIPTON

JOHN C. ALLRED

MARGARETTA E. MOORE

To-
The Director State Department of Agriculture
and
The Honorable Board of Supervisors

Gentlemen:

I respectfully submit herewith our twenty fourth annual crop report of the acreage, production, and value of agricultural products in Madera County for the year 1952, as required in Section 65.5 of the California Agricultural Code.

The figures are F.O.B. returns to the grower.

Copies of this report are sent to State and County officials and to many others as requests are made.

I wish to express my appreciation for the excellent cooperation that has been given by my staff and all individuals and organizations that have been contacted for compilation of the report.

HOWARD T. McLEAN
Agricultural Commissioner
Madera County

FRUIT & NUT CROPS - 1952

	Bearing Acreage	Non-bear Acreage	Production	Total Value F.O.B. Farm
Almonds	385	104	213 tons	\$ 125,480
Apples	62	9	130 "	6,500
Apricots	111		555 "	49,950
Figs	940	920	544 "	115,310
Grapes-raisin	14,420	42	*16,367 "	2,620,200
			47,994 "	1,091,100
			4,086 "	102,150
Grapes-table	454		25,641 "	576,920
Grapes-wine	3,663		613 "	110,340
Nectarines	78		1,080 "	143,640
Olives	578	49	1,690 "	109,850
Peaches-clingstone	295		6,180 "	430,000
Peaches-freestone	1,095		440 "	100,490
Plums	296		26 "	11,800
Walnuts	42			
				<u>\$ 5,593,730</u>

*Dried

TRUCK CROPS

		Production	
Berries	35	2,850 crates	\$ 5,075
		105 tons	27,300
Cabbage	5	1,400 crates	1,890
Corn-sweet	119	25,300 "	48,070
Lettuce	23	2,975 "	5,120
Melons-other	6	1,200 "	2,020
Melons-water	111	1,340 tons	36,200
Onions-green	17	67,000 bunches	33,500
dry	4	1,400 sacks	2,100
Tomatoes	18	12,600 lugs	49,140
Misc. Vegetables	25	--	6,160
			<u>\$ 216,575</u>

FIELD CROPS - 1952

	Bearing Acreage	Production	Total Value F.O.B. Farm
Alfalfa	33,254	232,848 tons	\$ 7,916,830
Barley	76,000	38,679 "	2,724,370
Beans	238	4,760 sacks	57,120
Beans-castor	75	42 tons	8,780
Beets-sugar	555	13,103 "	176,890
Corn	2,148	silage-21,480 "	171,840
Corn-train sorg.	1,212	2,727 "	218,160
Cotton	85,353	lint-93,298 bales	15,850,660
		seed-37,320 tons	2,425,740
Grain hay	2,000	3,000 "	60,000
Oats	1,096	603 "	45,230
Potatoes	1,420	394,080 sacks	1,601,550
Potatoes-sweet	98	220 tons	33,000
Rice	2,362	75,584 sacks	453,500
Safflower	160	80 tons	7,600
Seed	1,655	452 "	132,900
Sudan grass	307	--	12,280
Stubble	94,500	--	56,700
Wheat	17,500	7,875 tons	630,000
Permanent Pasture	31,324	--	1,879,440
			<u>\$34,472,590</u>

ANIMAL PRODUCTION


	Amount sold	
Registered beef cattle	120 head	\$ 58,135
Beef cattle & calves	66,635 "	11,381,975
Hogs	7,000 "	315,000
Sheep-lambs	23,225 "	422,450
wool	199,325 lbs.	129,560
Milk	875,000 cwt.	4,357,500
Poultry-eggs	712,250 doz.	356,125
chickens & turkeys	950,795 birds	3,125,960
Fertilizer	21,500 tons	85,400
		<u>\$20,232,105</u>

LUMBER

Mill-run rough, green	32,128 M bd.ft.	\$ 963,840
-----------------------	-----------------	------------

MISCELLANEOUS

Nursery stock	30	200,000 plants	\$ 5,525
Bees-honey		312,000 lbs.	34,320
wax		4,500 "	1,800
pollination		2,370 hives	11,270
Agri. Cons. Ass'n Payments			101,000
			<u>\$ 156,915</u>



1953

AGRICULTURAL CROP REPORT



MADERA

1953

LIBRARY
UNIVERSITY OF CALIFORNIA
DAVIS

MADERA COUNTY
DEPARTMENT OF AGRICULTURE

Madera County
Department of Agriculture

221 WEST 7TH STREET
MADERA, CALIFORNIA

To: W. C. Jacobsen, Director
State Department of Agriculture

To: Madera County Board of Supervisors
Carl W. McCollister, Chairman
Virgil Gordon T.A. Jennings
Enos Shaubach C. C. Clark

I respectfully submit herewith our twenty fifth annual report of the acreage, production and value of agricultural products in Madera County for the year 1953, as required in Section 65.5 of the California Agricultural Code.

Figures are F. O. B. returns to the grower and therefore do not represent the net income.

Cotton again leads in income, followed by beef cattle, alfalfa, grapes, milk, poultry, grain and permanent pasture.

The information for this report was gathered by contacting growers, handlers and others and to them we express our sincere appreciation.

Copies of this report are sent to State and County officials and to many others upon request.

Howard T. McLean
Agricultural Commissioner

FRUIT & NUT CROPS - 1953

	Bearing Acreage	Non-bear Acreage	Production	Total Value F.O.B. Farm
Almonds	423	66	179 tons	\$ 75,900
Apples	65	6	130 "	9,100
Apricots	105		630 "	56,700
Figs	1,150	710	636 "	146,570
Grapes-raisin	14,131	83	*17,974 "	2,381,940
			39,698 "	1,230,340
Grapes-table	144		3,996 "	119,880
Grapes-wine	3,351		26,808 "	871,260
Nectarines	77		462 "	73,920
Olives	583	40	700 "	144,200
Peaches-clingstone	295		2,950 "	162,250
Peaches-freestone	998	40	5,693 "	399,280
Plums	272		1,088 "	136,000
Walnuts	41		33 "	18,480
				<u>\$ 6,325,820</u>

*Dried

TRUCK CROPS

		Production	
Berries	35	4,500 crates	\$ 9,000
		90 tons	22,500
Cabbage	5	1,300 crates	1,700
Corn-sweet	249	22,150 "	51,760
		540 tons	18,900
Lettuce	10	2,500 crates	4,125
Melons	442	32,250 "	32,770
		2,920 tons	132,200
Onions	16	2,690 sacks	3,430
Tomatoes	89	13,500 lugs	26,985
		1,300 tons	29,510
Misc. Vegetables	38	---	12,000
			<u>\$ 344,880</u>

FIELD CROPS -- 1953

	Bearing Acreage	Production	Total Value F.O.B. Farm
Alfalfa	45,048	315,340 tons	\$ 6,937,480
Barley	76,054	36,139 "	1,987,650
Beans	936	14,040 sacks	133,380
Beans-castor	103	162 tons	29,160
Beets-sugar	2,320	60,800 "	790,400
Corn-silage	4,574	68,610 "	480,270
Corn-grain sorg.	2,130	2,130 "	119,900
Cotton	70,807	lint-79,500 bales	12,322,500
		seed-31,800 tons	1,590,000
Grain Hay	2,000	3,000 "	60,000
Oats	2,073	1,327 "	79,620
Potatoes	1,752	475,564 sacks	467,160
Potatoes-sweet	98	11,760 baskets	41,160
Rice	5,154	132,020 sacks	726,110
Seed	553	9,055 "	74,810
Sunflower	322	291 tons	65,100
Wheat	13,658	4,902 "	367,650
Permanent Pasture	34,825	--	2,089,500
Stubble	91,785	--	91,790
			<u>\$23,453,640</u>

ANIMAL PRODUCTION

	Amount Sold	
Registered beef cattle	433 head	\$ 142,475
Beef cattle & calves	53,396 "	9,379,450
Hogs	6,500 "	292,500
Sheep-lambs	22,700 "	448,700
wool	194,650 lbs.	107,060
Milk	1,050,000 cwt.	4,449,480
Poultry-eggs	986,120 doz.	493,060
chickens & turkeys	1,025,643 birds	3,517,970
Fertilizer	15,685 tons	65,010
		<u>\$18,895,705</u>

MISCELLANEOUS

Nursery stock	40	125,000 plants.	\$ 6,500
Bees-honey		141,000 lbs	14,805
wax		2,800 lbs	1,120
pollination		2,250 hives	6,750
Agri. Cons. Ass'n payments			80,000
			<u>\$ 109,175</u>

SUMMARY OF INCOME FOR TWENTY FIVE YEARS
AS REPORTED

Year	Fruit	Truck	FIELD	Misc.	Animal	Lumber	Total
1929	\$3,393,400	\$45,300	\$4,684,100	\$	\$	\$	\$8,322,800
1930	2,470,540	31,700	3,197,900				5,702,140
1931	1,751,130	28,800	2,001,500				3,784,430
1932	1,386,100	27,500	1,436,100				2,849,700
1933	2,036,875	30,300	2,297,350				4,364,525
1934	1,975,240	65,220	3,212,090	13,250			5,265,800
1935	2,083,340	86,870	2,910,350	73,500			5,154,060
1936	2,328,165	134,338	5,391,230	144,000			7,997,733
1937	2,786,900	164,520	6,823,720	70,000			9,845,140
1938	1,745,830	198,725	4,668,690	719,800			7,333,045
1939	1,795,200	263,135	5,043,615	723,450			7,825,450
1940	1,665,825	188,280	5,997,630	994,246	3,887,475		12,733,456
1941	3,191,825	283,060	7,547,620	971,638	5,086,160		17,080,303
1942	3,795,820	467,045	9,567,590	520,080	8,557,290		22,907,825
1943	7,216,000	1037,100	11,939,360	606,410	9,955,082		30,753,952
1944	9,037,365	865,105	10,971,490	203,110	11,847,490		32,924,990
1945	8,227,865	826,300	12,357,000	280,720	11,856,720		33,548,335
1946	12,323,855	858,210	20,885,690	241,770	14,368,540	1,037,470	49,765,535
1947	5,660,625	641,895	24,689,040	198,178	16,384,015	1,517,250	49,091,003
1948	5,297,680	808,680	24,946,860	93,109	18,909,860	1,373,750	51,430,054
1949	4,348,640	447,145	20,739,980	130,205	16,505,155	812,200	42,983,325
1950	8,864,545	351,580	27,884,150	147,145	17,814,500	1,879,080	56,941,000
1951	6,280,580	506,020	35,805,870	178,870	23,053,195	2,540,720	68,370,255
1952	5,593,730	216,575	34,472,590	156,915	20,232,105	963,840	61,635,755
1953	6,325,820	344,880	28,453,640	109,175	18,895,705	--	54,129,220

SUMMARY - 1953

Total value of fruit & nut crops	\$ 6,325,820
Total value of truck crops	344,880
Total value of field crops	28,453,640
Total value of animal production	18,895,705
Total value of miscellaneous	109,175
	<u>\$54,129,220</u>

Classification of acreage

Fruit & Nut Crops	22,880 acres
Field, Vegetable & Nursery	347,850 "
Pasture, arable	176,470 "
Pasture, non-arable	284,160 "
National Forest & Park	511,360 "
Roads, Cities, Canals, etc.	32,000 "
	<u>1,374,720 acres</u>