



**AgEcon** SEARCH  
RESEARCH IN AGRICULTURAL & APPLIED ECONOMICS

*The World's Largest Open Access Agricultural & Applied Economics Digital Library*

**This document is discoverable and free to researchers across the globe due to the work of AgEcon Search.**

**Help ensure our sustainability.**

Give to AgEcon Search

AgEcon Search  
<http://ageconsearch.umn.edu>  
[aesearch@umn.edu](mailto:aesearch@umn.edu)

*Papers downloaded from **AgEcon Search** may be used for non-commercial purposes and personal study only. No other use, including posting to another Internet site, is permitted without permission from the copyright owner (not AgEcon Search), or as allowed under the provisions of Fair Use, U.S. Copyright Act, Title 17 U.S.C.*



# Broadening the Nutrition Safety Net

**Lisa J. Pino**  
**Deputy Administrator**  
**Supplemental Nutrition Assistance Program**  
**Food and Nutrition Services**  
**USDA**

**February 18, 2010**

**Agricultural Outlook Forum 2010**



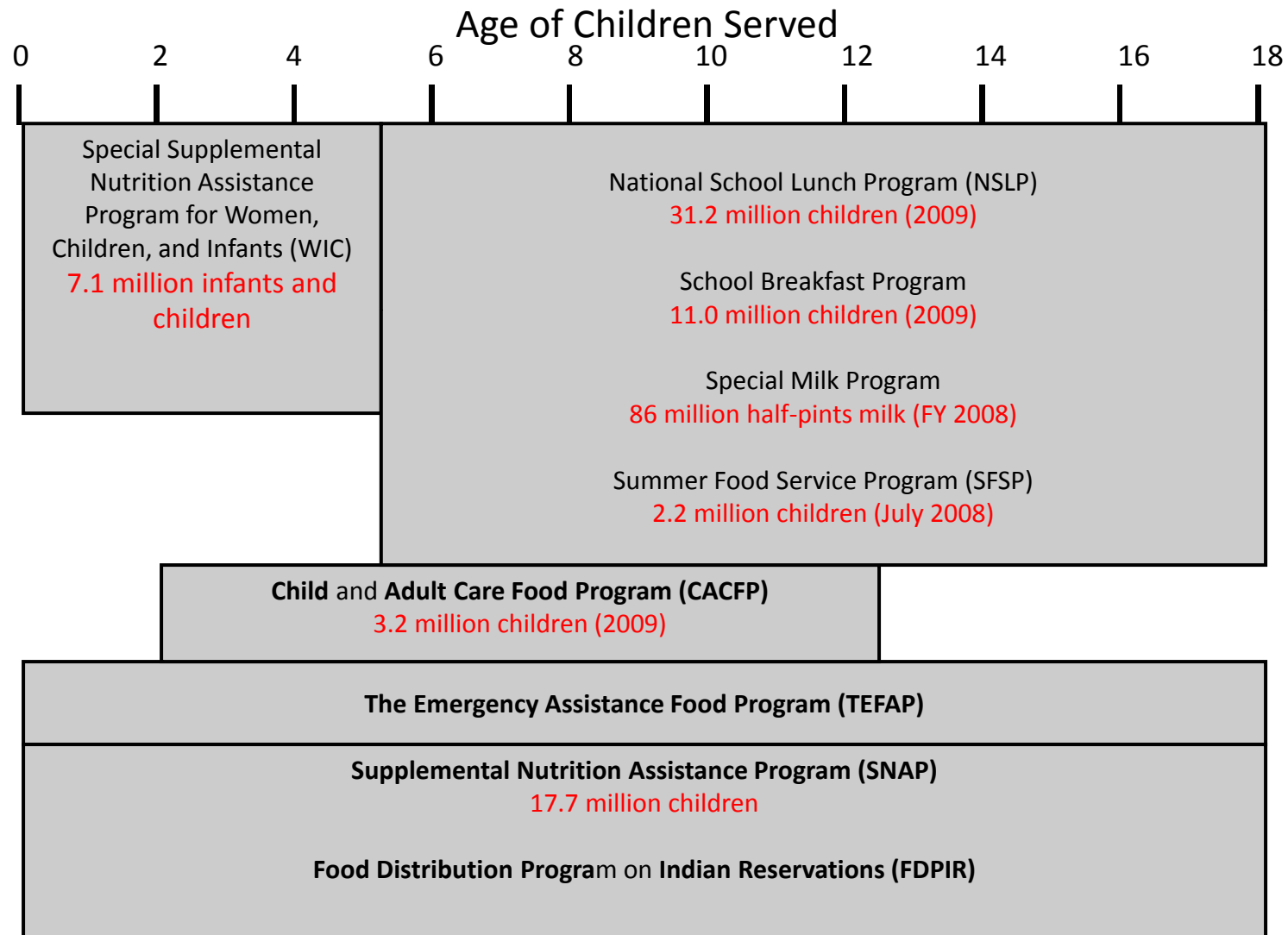


# America's Safety Net

- 1 in every 4 Americans
- FNS represents more than 60% of USDA's expenditures
  - FY2010 Budget: \$82.3 billion
  - FY2011 Budget: \$94.4 billion
  - \$1 billion requested by President to improve School Meals
- FNS Priorities
  - Ending Childhood Hunger 2015
  - Combat Obesity
- Safety Net for millions of Americans, especially Children



# FNS Programs Serve Children from Birth to Age 18



Note – Participation figures as of August 2009 unless otherwise noted.



## Income and Citizenship Requirements

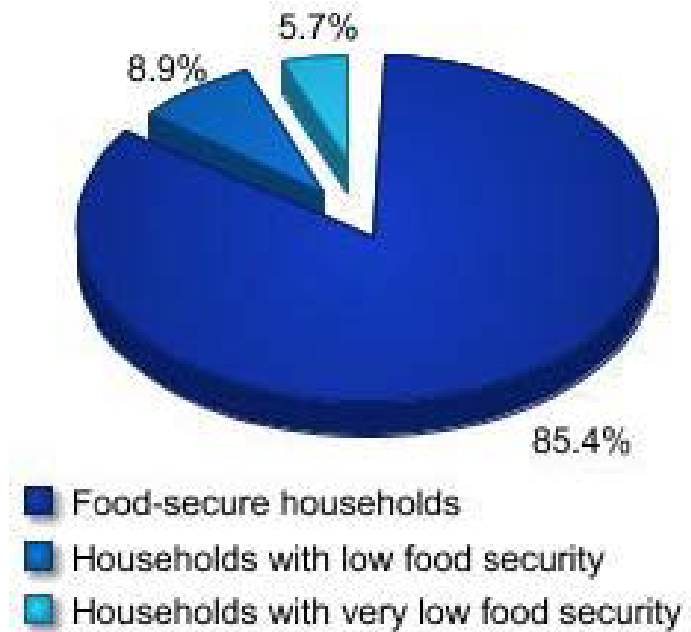
Income Limits		Citizenship	Programs
130% FPG	\$2,389 /month 4-person household	U.S. Citizen or legal immigrant	SNAP
		No requirements	School Lunch (free) School Breakfast (free) Child Care Centers (free) Day Care Homes FDPIR Special Milk
185% FPG	\$3,400 /month 4-person household	No requirements	WIC School Lunch (reduced) School Breakfast (reduced) Child Care Centers (reduced) Day Care Homes
Geographic areas with half of families <185% FPG		No requirements	Summer Food
Shelter and pantry user		No requirements	TEFAP



# Our Challenges

- Food Insecure 14.6%  
17.1 million households
- Low Food Security 8.9%  
10.4 million households
- Very Low Food Security 5.7%  
6.7 million households

Food security status of U.S. households, 2008



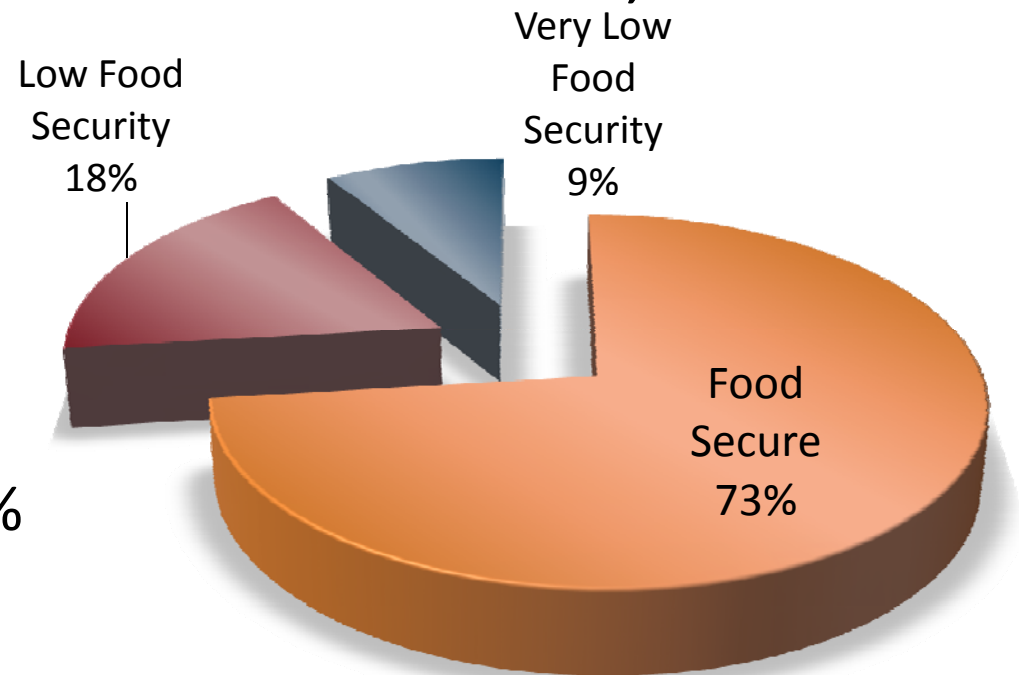
Source: Calculated by ERS using data from the December 2008 Current Population Survey Food Security Supplement



# Our Challenges – Latinos

- Food Insecure 26.9%  
3.6 million households
- Low Food Security 18.1%  
2.4 million households
- Very Low Food Security 8.8%  
1.2 million households

## Food Security Status of Hispanic Households, 2008



Source: Calculated by ERS using data from the December 2008 Current Population Survey Food Security Supplement

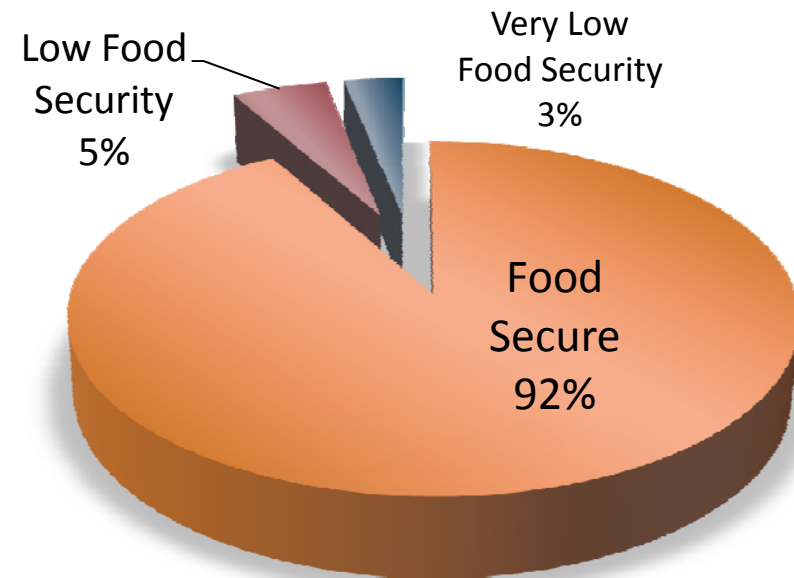




# Our Challenges – Elderly

- Food Insecure 8.1%  
2.3 million households
- Low Food Security 5%  
1.4 million households
- Very Low Food Security 3.1%  
882,000 households

**Food Security Status of U.S.  
Households with Elderly, 2008**



Source: Calculated by ERS using data from the December 2008 Current Population Survey Food Security Supplement





# Latinos and Elderly

- Participation Rates in SNAP
  - National Average 66% (FY07)
  - Latinos 56% (FY06)
  - Elderly 32% (FY07)
- Barriers
- New Strategies



# Obesity & Overweight Epidemic

- Obesity vs. Overweight
- In the last 30 years:
  - Adult obesity rates have doubled
  - Childhood obesity rates have tripled
- Minority Breakdown
  - 1 in 3 Non-Hispanics Whites are obese (32.4%)
  - 1 in 3 Hispanics are obese (38.7%)
  - 2 in 5 African-Americans are obese (44.1%)
- Health consequences and costs



# Solutions and Initiatives

## Supplemental Nutrition Assistance Program (SNAP)

- 38.2 million and rising each month
- Over half are Children
- Local Economic Benefits

## School Meals & Child Nutrition Reauthorization

- Higher nutrition standards
- Reimbursement Rates
- 31 million students served each day (NSLP)
- 52.5% of ALL meals served are Free Meals
- 10.1% of ALL meals served are Reduced-Price Meals



# Solutions and Initiatives

## Know Your Farmer, Know Your Food (KYF2)

- USDA-wide initiative to connect farmers to consumers

## Farm to School (F2S)

- Connect schools to local food producers
- Enable food producers to service local schools
- Facilitate communication



# Solutions and Initiatives

WIC Farmers' Market Nutrition Program (FMNP)

Senior Farmers' Market Nutrition Program (SFMNP)

<b>FY2008</b>	<b>FMNP</b>	<b>SFMNP</b>
Farmers	16,016	17,156
Farmers' Market	3,367	3,159
Roadside Stands	2,398	2,512
Revenue to Farmers	\$20 million	*
Participants	2.3 million	963,685

\*The New Farm Bill provides \$20.6 million annually to operate the SFMNP through 2012



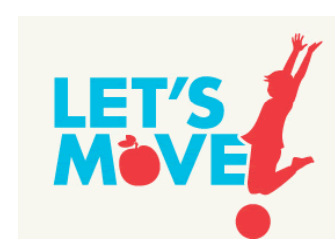
# Solutions and Initiatives

## Ending Childhood Hunger 2015

- We Need Your Help and Your Ideas

## Fighting Obesity

- Child Nutrition Reauthorization
- First Lady's Childhood Obesity Plan – *Let's Move!*
- HealthierUS Schools Challenge
- Fresh Fruit & Vegetable Program (elementary schools)
- Tools and Resources





# Corporate Social Responsibility

## Adopt the Cause - What Can the Food Industry do?

1. Corporate giving on initiatives
2. Support market for local products
3. Product Marketing consistent with DGA
4. Leadership support within industry





# Partner With USDA FNS

- Why and How to Partner
  - Help Increase our Reach
  - Learn about Federal Funding
  - Conferences and Workshops

Contact: [partnerships@fns.usda.gov](mailto:partnerships@fns.usda.gov)

Contact Me : [Lisa.Pino@fns.usda.gov](mailto:Lisa.Pino@fns.usda.gov)