



AgEcon SEARCH
RESEARCH IN AGRICULTURAL & APPLIED ECONOMICS

The World's Largest Open Access Agricultural & Applied Economics Digital Library

This document is discoverable and free to researchers across the globe due to the work of AgEcon Search.

Help ensure our sustainability.

Give to AgEcon Search

AgEcon Search
<http://ageconsearch.umn.edu>
aesearch@umn.edu

*Papers downloaded from **AgEcon Search** may be used for non-commercial purposes and personal study only. No other use, including posting to another Internet site, is permitted without permission from the copyright owner (not AgEcon Search), or as allowed under the provisions of Fair Use, U.S. Copyright Act, Title 17 U.S.C.*

California Department of Food and Agriculture

Agricultural Commissioners' Crop Reports


Del Norte County

1979-1981

California County Agricultural Commissioners' Reports from the California Department of Food and Agriculture. This collection consists of annual crop and livestock data from each of the 58 California Counties. The collection covers 1915-1981; digitization of the rest of the collection is forthcoming.

This digitization project was funded by the Giannini Foundation of Agricultural Economics,
<http://giannini.ucop.edu/>.

The work was completed by the staff of the Giannini Foundation Library, University of California, Berkeley, <http://are.berkeley.edu/library/>. **Please contact the Library to consult the originals.**




1979

1979

ANNUAL CROP AND LIVESTOCK REPORT

DEL NORTE COUNTY
DEPARTMENT OF AGRICULTURE
OFFICES OF
AGRICULTURAL COMMISSIONER
SEALER OF WEIGHTS & MEASURES
DEPARTMENT OF CONSUMER AFFAIRS
ANIMAL CONTROL

Del Norte County
Deptment of Agriculture
2650 Washington Blvd
Crescent City, CA 95531



UNIVERSITY OF CALIFORNIA
DAVIS
APR 4 1980
GOVT. DOCS. - LIBRARY

Gov't Documents Dept.
University of Calif. Lib.
Davis, CA 95616

To: Richard E. Rominger
California Department of Agriculture
and
Del Norte County Board of Supervisors


Joyce Crockett, Chairman
Bernard McClendon
Dale Rupert
Byron Justus
Thomas Cochran

In accordance with the provisions of Section 2279 of the California Food and Agricultural Code, I hereby submit the Annual Crop Report of Del Norte County for the 1979 Calendar Year.

The values shown in this report represent gross production and value, whether marketed or not and do not take into consideration the cost of production and harvesting.

This Crop Report was compiled by Deputy Agricultural Commissioner Stanley Trujillo. We wish to take this opportunity of thanking the many persons who furnished information and to them we express our sincere appreciation. We also wish to give special thanks to those who took the time and effort to complete the Crop Report Questionnaire. This saved considerable time and expense for the Department of Agriculture and Del Norte County.

Respectfully Submitted,



L.J. Garrett, Jr.
Agricultural Commissioner

L.J. GARRETT, JR.

AGRICULTURAL
COMMISSIONER

DEL. NORTE COUNTY

1979 CROP REPORT SUMMARY

	1979	1978
Field Crops	\$ 856,140	\$ 806,960
Vegetables & Fruits	2,243,440*	1,554,800*
Nursery Crops	6,610,010	6,801,100
Livestock	2,192,565	1,585,560
Livestock Products	<u>2,074,815</u>	<u>2,051,815</u>
Total	\$ 13,976,970	\$ 12,800,235

*Includes Miscellaneous

JANUARY 1, 1980 LIVESTOCK INVENTORIES

Item	January 1, 1980	January 1, 1979
Cattle & Calves	8,500	9,000
Beef Cows	1,600	1,650
Milk Cows	2,000	2,000
Sheep & Lambs	720	700
Hogs	520	200

FIELD CROPS

Item	Year	Harvested Acreage	Per Acre	Total	Unit	Per Unit	Total Value
Hay (Grain)	1979	77	2.5	193	ton	70.00	\$ 13,510
	1978	174	2.0	348	ton	64.00	22,270
Hay (Other)	1979	2,215	2.25	4984	ton	56.00	279,110
	1978	2,370	2.00	4740	ton	54.00	255,960
Pasture(Irrigated)	1979	4,920	xxx	xxx	acre	56.00	275,520
	1978	4,458	xxx	xxx	acre	54.00	240,730
Pasture(Other)	1979	24,000	xxx	xxx	acre	12.00	288,000
	1978	24,000	xxx	xxx	acre	12.00	288,000
Total	1979						\$ 856,140
	1978						806,960

VEGETABLE & FRUIT CROPS: PRODUCTION & VALUE

Item	Year	Total
Vegetable & Fruits	1979	\$ 11,400
	1978	4,900

NURSERY PRODUCTS & PRODUCTION

Item	Year	Acres	Quantity	Unit	Per Unit	Total
Easter Lily Bulbs	1979	292	33692	case	80.00	\$ 2,695,360
	1978	282	32914	case	75.00	2,468,550
Fern Decoratives Seedling Trees & Christmas Trees	1979	xxx	xxx	xxxx	xxxx	\$ 239,650
	1978	xxx	xxx	xxxx	xxxx	423,750
Ornamentals Bedding Plants	1979	xxx	xxx	xxxx	xxxx	3,675,000
	1978	xxx	xxx	xxxx	xxxx	3,908,800
Totals	1979					\$ 6,610,010
	1978					6,801,100

LIVESTOCK: PRODUCTION & VALUE

Item	Year	No. Head	Liveweight	Unit	Per Unit	Total
Cattle	1979	2,645	23,805	cwt	65.80	1,566,369
	1978	2,495	22,455	cwt	51.50	1,156,023
Calves	1979	1,732	6,928	cwt	76.70	531,128
	1978	1,575	6,300	cwt	52.20	328,860
Sheep & Lambs	1979	720	648	cwt	67.60	43,805
	1978	960	864	cwt	60.70	52,449
Hogs	1979	530	1,166	cwt	43.75	51,013
	1978	450	990	cwt	48.30	47,817
Totals	1979					\$ 2,192,565
	1978					1,585,560

LIVESTOCK PRODUCTS: PRODUCTION & VALUE

Item	Year	Production	Unit	Per Unit	Total
Market Milk	1979	77,000	cwt	12.24	\$ 942,480
	1978	91,900	cwt	11.54	1,060,526
Mfg. Milk	1979	100,005	cwt	11.30	1,130,005
	1978	101,000	cwt	9.78	987,780
Wool	1979	3,600	cwt	.80	2,280
	1978	4,500	cwt	.78	3,510
Totals	1979				\$ 2,074,816
	1978				2,051,815

MISCELLANEOUS: PRODUCTION & VALUE

Item	Year	Total
*Miscellaneous	1979	\$ 2,243,440
	1978	1,554,806

*Includes honey, silage, rabbit meat, also includes:

MARIJUANA CROP VALUE

Item	Year	Field	Street
Marijuana	1979	\$ 700,000	\$ 2,100,000
	1978	500,000	1,500,000

(Value based on known planting, etc. estimated to be 10% of total crop production.)



1980

DOCUMENTS
STACKS

Del Norte County Agriculture

1980

LIBRARY USE ONLY

1980

ANNUAL CROP AND LIVESTOCK REPORT

DEL NORTE COUNTY
DEPARTMENT OF AGRICULTURE
OFFICES OF
AGRICULTURAL COMMISSIONER
SEALER OF WEIGHTS & MEASURES
DEPARTMENT OF CONSUMER AFFAIRS
ANIMAL CONTROL

Del Norte County
Department of Agriculture
2650 Washington Blvd
Crescent City, CA 95531

[Faint, illegible text]

Government Documents Department
University of California Library
Davis, Ca 95616

UNIVERSITY OF CALIFORNIA
DAVIS
MAR 18 1981
GOVT. DOCUMENTS


To: Richard E. Rominger
California Department of Agriculture
and
Del Norte County Board of Supervisors
Dale Rupert, Chairman
Joyce Crockett
Richard Brown
Helga Burns
Peter Kaufman

In accordance with the provisions of Section 2279 of the California Food and Agriculture Code, I hereby submit the Annual Crop Report of Del Norte County for the 1980 Calendar Year.

The values shown in this report represent gross production and value whether marketed or not and do not take into consideration the cost of production and harvesting.

This Crop Report was compiled by Glenn Anderson, Agricultural Inspector III. We wish to take this opportunity of thanking the many persons who furnished information and to them we express our sincere appreciation. We also wish to give special thanks to those who took the time and effort to complete the Crop Report Questionnaire. This saved considerable time and expense for the Department of Agriculture and Del Norte County.

Respectfully Submitted,



Donald Bush
Agricultural Commissioner

DONALD BUSH

DEL NORTE COUNTY

1980 CROP REPORT SUMMARY

AGRICULTURAL
COMMISSIONER

	<u>1980</u>	<u>1979</u>
Field Crops	\$ 946,596	\$ 856,140
Vegetables & Fruits	151,986*	154,840*
Nursery Crops	7,101,444	6,610,010
Livestock	2,419,417	2,192,565
Livestock Products	<u>2,871,842</u>	<u>2,074,815</u>
Total	\$13,491,285	\$11,888,370

*Includes Miscellaneous

JANUARY 1, 1981 LIVESTOCK INVENTORIES

	<u>January 1, 1981</u>	<u>January 1, 1980</u>
Cattle & Calves	8,000	8,500
Beef Cows	1,400	1,600
Milk Cows	2,000	2,000
Sheep & Lambs	700	720
Hogs	500	520

FIELD CROPS

<u>Item</u>	<u>Year</u>	<u>Harvested Acreage</u>	<u>Per Acre</u>	<u>Total</u>	<u>Unit</u>	<u>Per Unit</u>	<u>Total Value</u>
Hay (Grain)	1980	62	2.5	155	ton	76.00	\$ 11,780
	1979	77	2.5	193	ton	70.00	13,510
Hay (Other)	1980	2,610	2.4	6,264	ton	59.00	369,576
	1979	2,215	2.25	4,984	ton	56.00	279,110
Pasture (Irrigated)	1980	4,780	xx	xx	acre	58.00	277,240
	1979	4,920	xx	xx	acre	56.00	275,520
Pasture (Other)	1980	24,000	xx	xx	acre	12.00	288,000
	<u>1979</u>	<u>24,000</u>	<u>xx</u>	<u>xx</u>	<u>acre</u>	<u>12.00</u>	<u>288,000</u>
Total	1980						\$946,596
	1979						856,140

VEGETABLE & FRUIT CROPS: PRODUCTION & VALUE

<u>Item</u>	<u>Year</u>	<u>Total</u>
Vegetable & Fruits	1980	\$ 12,426
	1979	11,400

NURSERY PRODUCTS & PRODUCTION

Item	Year	Acres	Quantity	Unit	Per Unit	Total
Easter Lily Bulbs	1980	277	39,142	case	89.29	\$3,494,989
	1979	292	33,692	case	80.00	2,695,360
Fern Decoratives Seedling Trees & Christmas Trees	1980	xxx	xxx	xx	xxx	242,050
	1979	xxx	xxx	xx	xxx	239,650
Ornamentals Bedding Plants	1980	xxx	xxx	xx	xxx	3,364,405
	1979	xxx	xxx	xx	xxx	3,675,000
Total	1980					\$7,101,444
	1979					6,610,010

LIVESTOCK: PRODUCTION & VALUE

Item	Year	No Head	Liveweight	Unit	Per Unit	Total
Cattle	1980	2,880	25,920	cwt	63.30	\$1,640,730
	1979	2,645	23,805	cwt	65.80	1,566,360
Calves	1980	1,960	7,840	cwt	84.37	661,461
	1979	1,732	6,928	cwt	76.70	531,378
Sheep & Lambs	1980	850	765	cwt	74.30	56,840
	1979	720	648	cwt	67.60	43,800
Hogs	1980	570	1,254	cwt	48.15	60,380
	1979	530	1,166	cwt	43.75	51,013
Totals	1980					\$2,419,417
	1979					2,192,565

LIVESTOCK PRODUCTS: PRODUCTION & VALUE

Item	Year	Production	Unit	Per Unit	Total
Market Milk	1980	106,000	cwt	13.63	\$1,444,780
	1979	77,000	cwt	12.24	942,480
Mfg. Milk	1980	119,000	cwt	11.96	1,423,240
	1979	100,005	cwt	11.30	1,130,056
Wool	1980	4,200	cwt	.91	3,822
	1979	3,600	cwt	.80	2,880
Totals	1980				\$2,871,840
	1979				2,075,416

MISCELLANEOUS: PRODUCTION & VALUE

Item	Year	Total
Miscellaneous*	1980	\$139,560
	1979	143,440

*Includes honey, silage, rabbit meat



1981

Report / (annual)

1981

ANNUAL CROP AND LIVESTOCK REPORT

DEL NORTE COUNTY
DEPARTMENT OF AGRICULTURE
OFFICES OF
AGRICULTURAL COMMISSIONER
SEALER OF WEIGHTS & MEASURES
DEPARTMENT OF CONSUMER AFFAIRS
ANIMAL CONTROL

Del Norte County
Department of Agriculture
2650 Washington Blvd
Crescent City, CA 95531



Gov't Documents Dept
University of Calif Library
Davis, CA 95616

To: Richard E. Rominger
California Department of Agriculture

and

Del Norte County Board of Supervisors

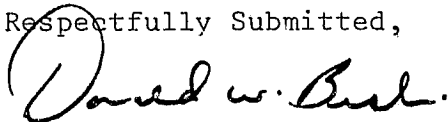
Peter Kaufman, Chairman
Richard Brown
Helga Burns
Joyce Crockett
Dale Rupert

In accordance with the provisions of Section 2279 of the California Food and Agriculture Code, I hereby submit the Annual Crop Report of Del Norte County for the 1981 Calendar Year.

The values shown in this report represent gross production and value, whether marketed or not and do not take into consideration the cost of production and harvesting.

This Crop Report was compiled by G. Evan Weeth, Agricultural Inspector III. We wish to take this opportunity of thanking the many persons who furnished information and to them we express our sincere appreciation. We also wish to give special thanks to those who took the time and effort to complete the Crop Report Questionnaire. This saved considerable time and expense for the Department of Agriculture and Del Norte County.

Respectfully Submitted,



Donald Bush
Agricultural Commissioner

DONALD BUSH .

DEL NORTE COUNTY

1981 CROP REPORT SUMMARY

AGRICULTURAL
COMMISSIONER

	<u>1981</u>	<u>1980</u>
Field Crops	\$ 965,120	946,596
Vegetables & Fruits	153,350*	151,986*
Nursery Crops	7,167,809	7,101,444
Livestock	2,030,982	2,419,417
Livestock Products	<u>2,693,461</u>	<u>2,871,842</u>
Total	\$13,010,722	\$13,491,285

*Includes Miscellaneous

JANUARY 1, 1982 LIVESTOCK INVENTORIES

Item	January 1, 1982	January 1, 1981
Cattle & Calves	7,000	8,000
Beef Cows	2,000	1,400
Milk Cows	2,200	2,000
Sheep & Lambs	700	700
Hogs	500	500

FIELD CROPS

Item	Year	Harvested Acreage	Per Acre	Total	Unit	Per Unit	Total Value
Hay (Grain)	1981	47	1.8	85	ton	80.00	\$ 6,800
	1980	62	2.5	155	ton	76.00	11,780
Hay (Other)	1981	2,385	2.5	5,962	ton	60.00	357,720
	1980	2,610	2.4	6,264	ton	59.00	369,576
Pasture (Irrigated)	1981	5,258	xxx	xxx	acre	60.00	315,480
	1980	4,780	xxx	xxx	acre	58.00	277,240
Pasture (Other)	1981	23,760	xxx	xxx	acre	12.00	285,120
	1980	24,000	xxx	xxx	acre	12.00	<u>288,000</u>
Total	1981						\$965,120
	1980						946,596

VEGETABLE & FRUIT CROPS: PRODUCTION & VALUE

Item	Year	Total
Vegetable & Fruits	1981	\$ 10,975
	1980	12,426

NURSERY PRODUCTS & PRODUCTION

Item	Year	Acres	Quantity	Unit	Per Unit	Total
Easter Lily Bulbs	1981	282	39,419	case	96.61	\$3,808,269
	1980	277	39,142	case	89.29	3,494,989
Fern Decoratives						
Seedling Trees & Christmas Trees	1981	xxx	xxx	xx	xxx	284,540
	1980	xxx	xxx	xx	xxx	242,050
Ornamentals						
Bedding Plants	1981	xxx	xxx	xx	xxx	3,075,000
	1980	xxx	xxx	xx	xxx	3,364,405
Total	1981					\$7,167,809
	1980					7,101,444

LIVESTOCK: PRODUCTION & VALUE

Item	Year	No Head	Liveweight	Unit	Per Unit	Total
Cattle	1981	3,009	27,036	cwt	52.10	\$1,408,575
	1980	2,880	25,920	cwt	63.30	1,640,736
Calves	1981	2,177	8,708	cwt	59.90	521,609
	1980	1,960	7,840	cwt	84.37	661,461
Sheep & Lambs	1981	978	880	cwt	53.00	46,640
	1980	850	765	cwt	74.30	56,840
Hogs	1981	593	1,305	cwt	41.50	54,158
	1980	570	1,254	cwt	48.15	60,380
Total	1981					\$2,030,982
	1980					2,419,417

LIVESTOCK PRODUCTS: PRODUCTION & VALUE

Item	Year	Production	Unit	Per Unit	Total
Market Milk	1981	98,000	cwt	14.11	\$1,382,780
	1980	106,000	cwt	13.63	1,444,780
Mfg. Milk	1981	104,000	cwt	12.55	1,305,200
	1980	119,000	cwt	11.96	1,423,240
Wool	1981	6,090	cwt	.90	5,481
	1980	4,200	cwt	.91	3,822
Total	1981				\$2,693,461
	1980				2,871,842

MISCELLANEOUS: PRODUCTION & VALUE

Item	Year	Total
Miscellaneous*	1981	142,375
	1980	139,560

*Includes honey, silage, rabbit meat