



AgEcon SEARCH
RESEARCH IN AGRICULTURAL & APPLIED ECONOMICS

The World's Largest Open Access Agricultural & Applied Economics Digital Library

This document is discoverable and free to researchers across the globe due to the work of AgEcon Search.

Help ensure our sustainability.

Give to AgEcon Search

AgEcon Search

<http://ageconsearch.umn.edu>

aesearch@umn.edu

*Papers downloaded from **AgEcon Search** may be used for non-commercial purposes and personal study only. No other use, including posting to another Internet site, is permitted without permission from the copyright owner (not AgEcon Search), or as allowed under the provisions of Fair Use, U.S. Copyright Act, Title 17 U.S.C.*

No endorsement of AgEcon Search or its fundraising activities by the author(s) of the following work or their employer(s) is intended or implied.

PARTNERSHIPS FOR CLIMATE-SMART COMMODITIES

DELIVERING CLIMATE SOLUTIONS

There is a strong and growing interest among American consumers for climate-smart products.

USDA has invested \$3.03 billion dollars in 135 pilot projects nationwide to connect customers to farmers, ranchers, and private landowners implementing climate-smart production practices on working lands to build soil health, sequester carbon & enhance productivity.

By providing producers with the tools they need to combat the challenges of climate change and building market opportunities for the resulting commodities, USDA is positioning American agriculture as a global leader in delivering voluntary, incentives-driven, market-based climate solutions.

This report provides an overview of Partnerships for Climate-Smart Commodities' progress.



CLIMATE-SMART MARKETS FOR PRODUCERS

+21,000 ENROLLED FARMS


Connects producers to climate-smart markets, premiums, and incentives, helping them build more economically & environmentally resilient operations.



CLIMATE-SMART PRACTICES

+5,200,000 ACRES OF ENROLLED WORKING LAND

Provides financial and technical assistance specifically for climate-smart practices that reduce greenhouse gas emissions and sequester carbon.



COMPREHENSIVE DATA COLLECTION

+550,000 METRIC TONS OF CARBON SEQUESTERED TO DATE

Climate and environmental benefits associated with climate-smart practices progressively build over time, with +60 million metric tons of carbon estimated to be captured. Final numbers calculated at project completion (~5 years).

PARTNERS

DIVERSITY FOSTERS INNOVATION

FOR-PROFIT ORGANIZATIONS - 303

NON-PROFIT & COMMODITY GROUPS - 293

STATE, LOCAL & TRIBAL - 99

COLLEGES & UNIVERSITIES - 98

CRITERIA

Projects were selected based on:

- Benefits associated with producing climate-smart commodity
- Climate-smart market development
- Equity

CLIMATE-SMART COMMODITIES

NUMBER OF PROJECTS BY CLIMATE-SMART COMMODITY GROUP

The table below shows the number of **approved projects** by major commodity group. Over 102 major commodities are covered - providing enrollment opportunities for a diverse range of operation types.

FRUITS, VEGETABLES & SPECIALTY CROPS - 41

BEEF & LIVESTOCK - 29

CORN & SOY - 19

DAIRY - 11

SORGHUM, WHEAT & GRAINS - 9

TIMBER & FORESTS - 8

COTTON & PEANUTS - 7

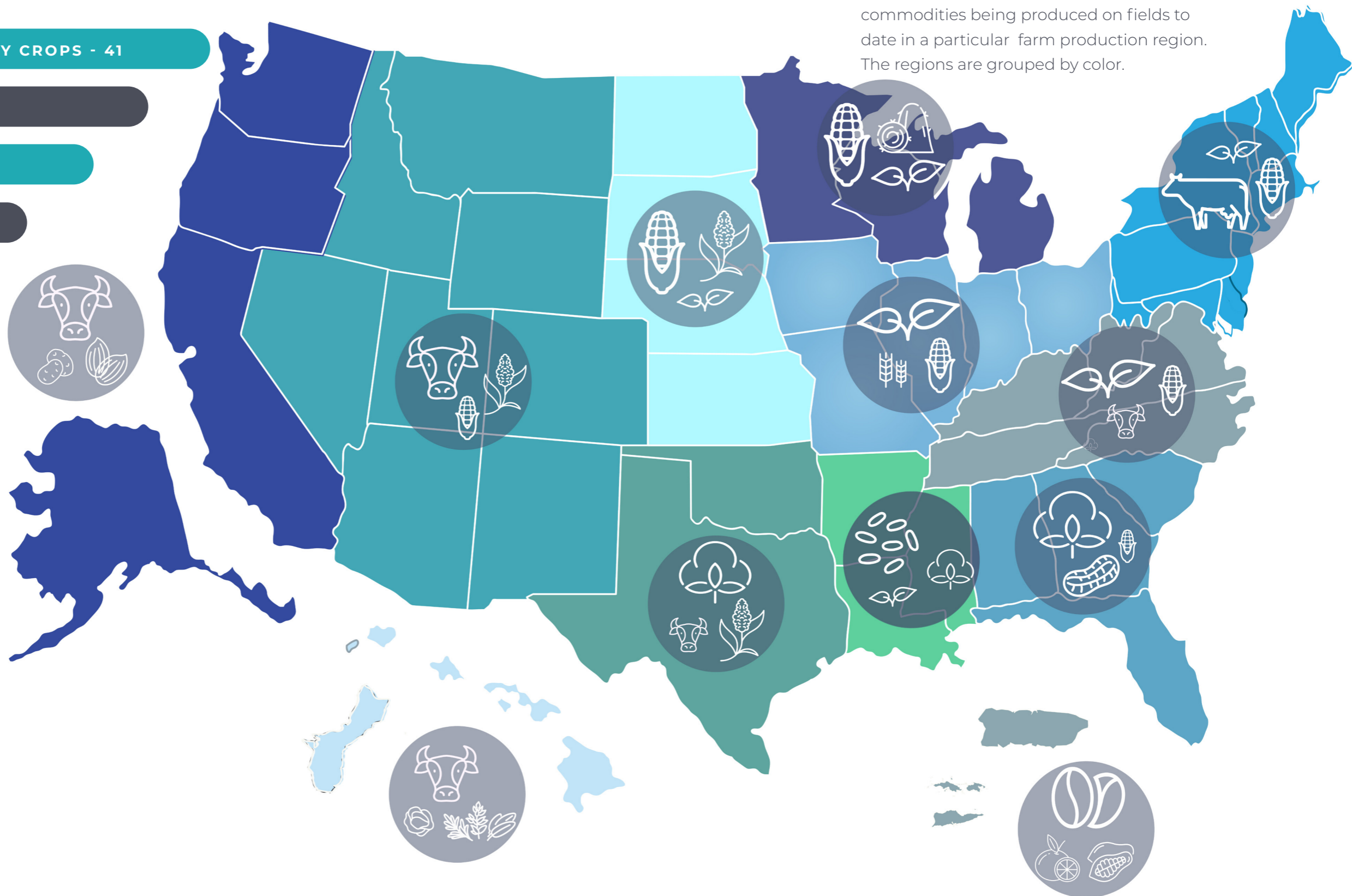
RICE - 4

HEMP - 4

ENERGY - 3

WHERE CLIMATE-SMART COMMODITIES ARE BEING PRODUCED

The map highlights the top three commodities being produced on fields to date in a particular farm production region. The regions are grouped by color.



WHAT'S HAPPENING ON THE GROUND

VOLUNTARY CLIMATE-SMART PRACTICES

By empowering producers with voluntary, incentive-based, market-driven approaches, we can deliver climate solutions that benefit us all. The USDA is committed to supporting a diverse range of producers and operation types through a comprehensive suite of climate-smart production practices.

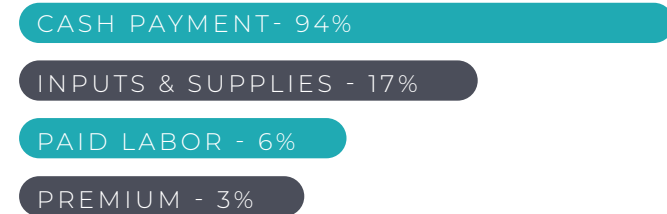
The below word cloud showcases the diversity of the climate-smart production practices being implemented, with larger text representing higher farm enrollment.




PRODUCER ASSISTANCE & OUTREACH

USDA's partners are working to ensure producers have financial and technical assistance to implement climate-smart practices for maximum operational profits and environmental sustainability. Projects use multiple methods to provide assistance so percentages exceed 100%.

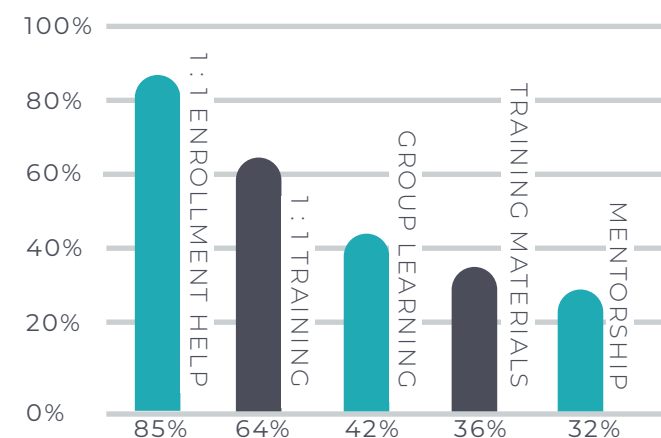
TYPES OF FINANCIAL ASSISTANCE



TYPES OF PRODUCER OUTREACH



TYPES OF TECHNICAL ASSISTANCE MOST PRIORITIZED



WHO IS PARTICIPATING & WHY?

America's producers are currently confronting the challenges of climate change. This opportunity allows them to diversify their operations' income streams and build climate resiliency into their working lands.



43%

SMALL & UNDERSERVED PRODUCERS



+70%

OF PRODUCERS MOTIVATED TO PARTICIPATE TO BUILD REVENUE



57%

PRODUCERS WITH PRIOR CLIMATE-SMART PRACTICE EXPERIENCE ON A FARM

MEASURE, MONITOR, REPORT, VERIFY

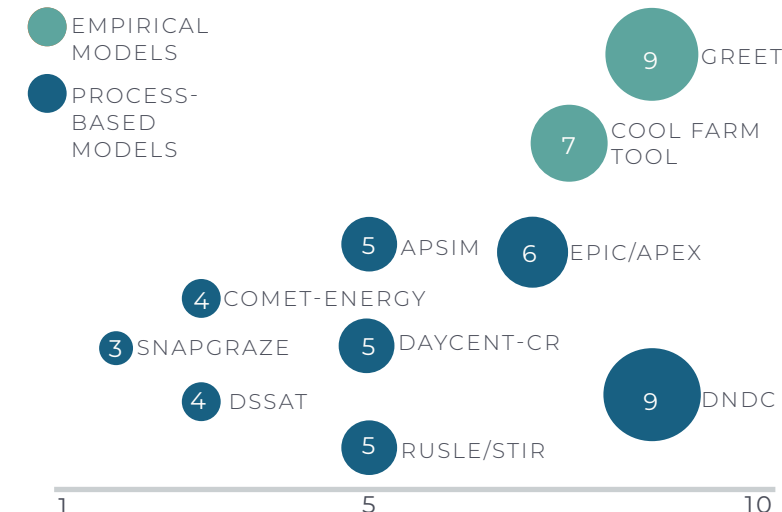
USDA's partners are innovating new approaches to accurately capture the greenhouse gas benefits associated with specific climate-smart agriculture and forestry practices. The completeness and credibility of these methods enhance traceability and boost customer confidence in the end product.

MOST COMMON MODELS

126 PROJECTS USING COMET-PLANNER

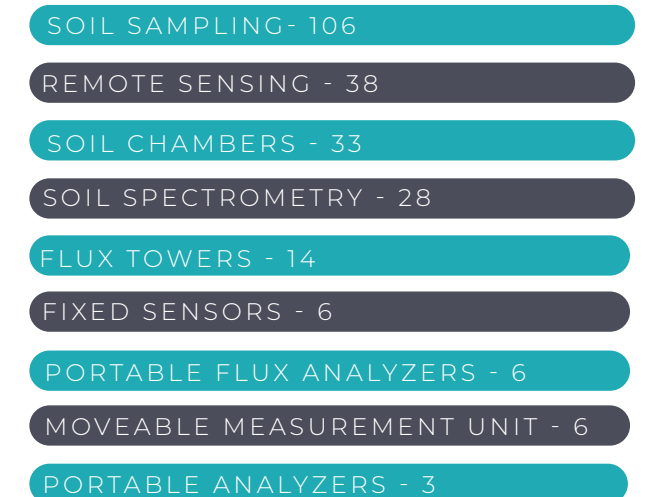
53 PROJECTS ALSO USING COMET-FARM

OTHER MODELS USED BY MULTIPLE PROJECTS



*38 additional models were used by 1-2 projects

DIRECT MEASUREMENT METHODS

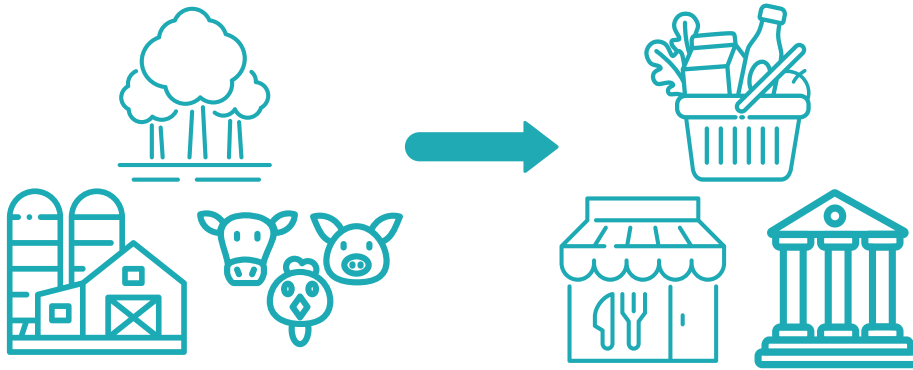


INTO THE HANDS OF CUSTOMERS

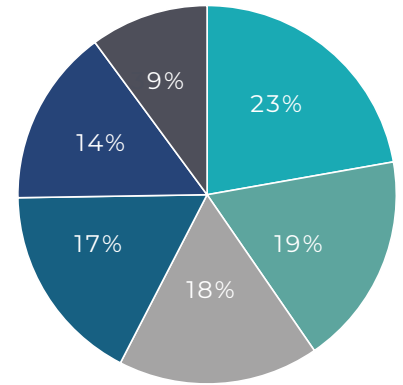
DEVELOPING MARKETS

As consumers increasingly voice a desire for more sustainable, climate-smart products, the USDA and its partners hope to apply the best science to create transparency and traceability in the supply chain, **with over 30 verification and certification standards being explored.** Collectively, these measures will enhance end customer confidence while helping producers monetize greenhouse gas reduction on their acres by connecting them to new and expanding markets.

PRODUCERS TO CONSUMERS



CLIMATE-SMART COMMODITY BUYERS



- CONSUMER
- FOOD HUB
- PROCESSOR
- DISTRIBUTOR
- FOOD SERVICE
- RETAILER

CLIMATE-SMART COMMODITIES BEING SOLD AS OF SEPTEMBER 2024

- | | | | |
|---------------|------------------------|--------------------|------------------|
| • ALMONDS | • CHICKENS (BROILERS) | • LETTUCE | • SORGHUM |
| • APPLES | • COFFEE | • MILK | • SOYBEANS |
| • BARLEY | • CORN | • MIXED VEGETABLES | • SQUASH |
| • BEANS | • COTTON | • NURSERY | • STRAWBERRIES |
| • BEEF COWS | • CUCUMBERS | • ONIONS | • SWINE |
| • BEETS | • EGGPLANT | • ORANGES | • TOMATILLOS |
| • BROCCOLI | • EGGS | • PEANUTS | • TOMATOES |
| • BROCCOLINI | • FLOWERS | • PEAS | • TREES / TIMBER |
| • CABBAGE | • GREENS | • PEPPERS | • TURNIPS |
| • CAMELINA | • HEMP | • POTATOES | • WHEAT |
| • CANTALOUPE | • HERBS | • RADISHES | |
| • CARROTS | • INDUSTRIAL HEMP | • RICE | |
| • CAULIFLOWER | • JERUSALEM ARTICHOKES | • RYE | |
| • CELERY | • KOHLRABI | • SCALLIONS | |
| • CHESTNUTS | | • SHEEP | |