



**AgEcon** SEARCH  
RESEARCH IN AGRICULTURAL & APPLIED ECONOMICS

*The World's Largest Open Access Agricultural & Applied Economics Digital Library*

**This document is discoverable and free to researchers across the globe due to the work of AgEcon Search.**

**Help ensure our sustainability.**

Give to AgEcon Search

AgEcon Search

<http://ageconsearch.umn.edu>

[aesearch@umn.edu](mailto:aesearch@umn.edu)

*Papers downloaded from **AgEcon Search** may be used for non-commercial purposes and personal study only. No other use, including posting to another Internet site, is permitted without permission from the copyright owner (not AgEcon Search), or as allowed under the provisions of Fair Use, U.S. Copyright Act, Title 17 U.S.C.*

*No endorsement of AgEcon Search or its fundraising activities by the author(s) of the following work or their employer(s) is intended or implied.*

## Extract of *Pimenta Racemosa* as Attractant for *Bactrocera Dorsalis* in Mango Orchards

Osei Y. Atakora<sup>1</sup>, Michael A. Attafuah<sup>1</sup>, Henry O. Sintim<sup>1,4</sup>, Maxwell K. Billah<sup>1,3</sup> & Kwame Afreh-Nuamah<sup>1,2</sup>

<sup>1</sup> African Regional Postgraduate Programme in Insect Science, University of Ghana, Legon, Ghana

<sup>2</sup> Forest & Horticultural Crops Research Centre, University of Ghana, Legon, Ghana

<sup>3</sup> Department of Animal Biology & Conservation Science University of Ghana, Legon, Ghana

<sup>4</sup> Institute of Applied Science & Technology, University of Ghana, Legon, Ghana

Correspondence: Henry O. Sintim, Institute of Applied Science & Technology, University of Ghana, Legon, Ghana. E-mail: hosintim@ug.edu.gh

Received: July 19, 2023 Accepted: September 12, 2023 Online Published: October 17, 2023

doi:10.5539/sar.v12n2p73

URL: <https://doi.org/10.5539/sar.v12n2p73>

### Abstract

The status of *Bactrocera dorsalis* as a destructive pest of fruits including mango continues to be a challenge among farmers at Ghana. Although chemical insecticides have been employed to manage its incidence and damage, there still exist gaps that need be addressed including concerns on toxic residues on fruits and the possibility of resistance evolution by this pest to insecticides. The alternate management for the fruit fly should therefore be environmentally friendly and with minimal side effects. The objective was to compare the attractiveness of homemade lures of aqueous leaf extract of *Pimenta racemosa* and a commercial attractant containing methyl eugenol. The research involved the use of leaf extracts of *Pimenta racemosa* to trap *Bactrocera dorsalis* was conducted in five mango orchards in two agro-ecological zones in Ghana during the major mango fruiting season of 2017. Three experimental orchards were each sectioned into five blocks of 20 trees each. Four trees in each block formed the sampling trees making 20 sampling trees per orchard received the lures as treatments. The lures were dispensed in homemade traps made of PET containers. A total of 174,388 individual arthropods were captured of which 171,412 were identified as *B. dorsalis* and 2,976 identified as non-target arthropods. There was a significant difference between the performance of the commercial lure and the leaf extracts ( $P < 0.05$ ) which was expected. The ability of the *Pimenta* extracts in the homemade traps to capture some fruit flies is an indication of its potential as a low-cost option to complement the more expensive commercial for small farm holdings.

**Keywords:** fruit fly, mango, *pimenta* extract, parapheromone, *Bactrocera dorsalis*

### 1. Introduction

Mangoes *Mangifera indica* (Anacardiaceae) are produced in the tropics and sub-tropics and consumed all over the world in its fresh, dried, or frozen state as well as in confectionary and beverages (Evans et al., 2017). Over 80 countries cultivate mangoes in a planting area of more than 2.7 million hectares (Jahurul et al., 2015). Mango is one of the major fruit crops grown in Ghana for the domestic and export markets and has a high potential to provide revenue and food security. The taste and nutritional quality are key factors contributing to the worldwide interest in mangoes (Evans et al., 2017). It is high in vitamins and nutrients and has a rich source of vitamins A and C. The rise in global demand for mango has contributed to the increased production in West African countries (Ræbild et al., 2011) where the climate is ideal. The global mango market is expected to grow by 5% by 2030 and will represent approximately 28 billion US Dollars in trade earnings (FreshFruit, 2022).

The major constraints to production of mangoes include diseases, pests and challenges with high perishability and postharvest losses (Ekesi & Billah, 2007; Oppong et al., 2019; Billah & Honger, 2022). Approximately 260 pest species (Carrillo et al., 2017) including stone weevils, mealybugs, or fruit flies, Diptera: Tephritidae (White & Elson-Harris, 1992; Lux et al., 2003b; Drew et al., 2005; Okorley et al., 2014; Amevoin et al., 2021; Billah & Honger, 2022) have been recorded from seedlings to mature trees at production, harvest, and postharvest stages. In West Africa, mango fruits are infested by fruit flies during the fruit development and fruit ripening stages (Amevoin et al., 2021; Billah & Honger, 2022). The oriental fruit fly *Bactrocera dorsalis* (Hendel) (Diptera:

Tephritidae) is known for its extreme polyphagy, with over 209 recorded hosts in 51 plant families (Clarke et al., 2005). Infestation can lead to 25-30% up to 100% yield loss to the farmer in a season. Fruit fly infested fruits lose quality leading to economic loss to farmers. Female fruit flies lay eggs under the skin of the fruit, which hatch into larvae that feed on the flesh and leads to decaying in the crop (Chang et al., 2016). Infested fruits quickly rot and become inedible or drop on the ground. There is also the indirect loss associated with quarantine restrictions imposed by mango importing destinations (Ekesi & Billah, 2007; Qin et al., 2015; Early et al., 2016; Biondi et al., 2018; Karsten et al., 2018).

There is a common concern that the adverse effects of indiscriminate use of chemical insecticides for the control of fruit pests is not sustainable (Sharma et al., 2014; Khan et al., 2018). The high demand for blemish-free vis-a-vis residue-free produce by consumers has led to the crusade which requires for the sustainable management of fruit flies. In effect the management of fruit flies currently, has an increasing focus on replacing chemical pesticides with alternative pest control methods (Benelli et al., 2014; Billah & Wilson, 2016; Billah et al., 2016; Hossain et al., 2020) including natural products (Jaffar & Lu, 2022). Several stakeholders in the mango value chain have explored the possibility of non-chemical alternatives for the management of fruit flies, especially amongst small-holder farmers at Africa. In contrast, the plant extracts show great promise due to their local availability (Aluja & Rull, 2009), perceived safety on humans, low mammalian toxicity, and friendliness to the environment (Tadeo et al., 2017).

Mating disruption using synthetic pheromones for example has been widely adopted as a proactive way to protect crops by preventing insects from reproducing (Sonenshine, 2017). The highest land area under mating disruption as a control strategy in insects has been reported for the spongy moth, formerly- gypsy moth, (*Lymantria dispar* (Lepidoptera: Erebidiae), codling moth (*Cydia pomonella* (Lepidoptera: Tortricidae) and the European grapevine moth (*Lobesia botrana*: (Lepidoptera: Tortricidae) (Witzgall et al., 2010). The use of baits and lures in the management of fruit flies has also gained popularity due to its reduced risk, biorational attributes, environmentally acceptable and may even be used by organic growers (Leblanc et al., 2009). Techniques such as bait application technology (BAT), male annihilation technology (MAT), Specialized Pheromone and Lure Application Technology (SPLAT) and combination of several control measures have been exploited using cheap and locally derived lures (Tan et al., 2014; Candia et al., 2019). For example, in Brazil, livestock manure was evaluated in the control of fruit flies as an alternative to hydrolyzed protein which was difficult to obtain by small-holder farmers with success (Filgueiras et al., 2016). Vargas & Prokopy (2006) reported the relative attractiveness of protein baits in combination with toxicants such as spinosad and malathion to control fruit flies.

A combination of methyl eugenol and Spinosad was also reported by Vargas et al., (2009) which acted as a convenient ready-to-use MAT formulation. Some of these technologies, however, are still beyond the reach of many small-holder farmers in Africa including Ghana due to costs and may limit their use. Furthermore, farming landscapes in Ghana are located in rural settings with high illiteracy rates and its consequent misunderstanding of the technical profiles of synthetic insecticides. The high cost of commercial pheromones is also an obstacle to the implementation of safer control managements (Walgenbach, 2018).

The need to bioprospect for local and community available ingredients to support small-holder farmers in their quest to develop attractants for pest traps could scale down the cost and improve accessibility of products that could be used to sustainably manage fruit flies. For example, Kimbokota et al., (2013) indicated that extracts of a local plant, *Gynandropsis gynandra* L. (Capparaceae) was attractive to fruit flies in Tanzania. Also in Ghana, Akotsen-Mensah et al., (2013) have indicated that there was promise in the attractiveness of the aqueous leaf extract of *Pimenta dioica* (L.) Merrill (Myrtaceae) applied as baits to attract and kill fruit flies. These observations give credence to the possibility of using local natural products in the development of attractants in fruit fly management. In Akotsen-Mensah et al. (2013), the attractiveness of *Pimenta* extract to male *B. dorsalis* was attributed to the presence of methyl eugenol. In other experiments in West Africa, methyl eugenol was the most effective and had the highest fly capture when tested with other baits (Minhibo et al., 2018). *Pimenta racemosa* likewise, has been reported to contain methyl eugenol (Alitonou et al., 2012) and is abundant and cheap in Ghana. Eugenol is the main compound responsible for the biological potential of the *Pimenta* genus (Contreras-Moreno, 2018). This study was therefore conducted to assess the potential of the aqueous leaf extract of *P. racemosa* in attracting field populations of Oriental fruit flies in mango orchards in two major mango-producing districts in the Southern zone of Ghana.

## 2. Methods

### 2.1 Source and Preparation of Attractants

Fresh leaves of *P. racemosa* were collected from the Forest and Horticulture Crops Research Centre of the,

University of Ghana at Kade ( $6^{\circ}05'$  North:  $0^{\circ}05'$  West). They were washed with distilled water to remove adhering materials and shade-dried for about 48 h. The dried leaves were macerated by pounding in a wooden mortar with a pestle until a coarse paste was obtained. Fifty grams of the paste was mixed with 1, 1.5 or 2 L of water and allowed to extract for 10 min to obtain the required concentrations of 5%, 3.3% and 2.5% (wt/vol), respectively. The mixture was decanted with a sieve of mesh size 0.1mm, with the filtrate forming the three extracts at the respective concentrations. The fourth bait, Stop Mating Block™, was a compacted fiber-wood block, soaked in a containing a mixture of methyl eugenol and a killing agent, Deltamethrin in a ratio of 4:1.

## 2.2 Site Selection

The study was conducted in orchards at Shai-Osudoku and Yilo-Krobo districts in the southeastern part of Ghana, with a vegetation comprising shrubs, grasslands, and semi-deciduous rain forests. Four mango orchards from two neighbouring districts (Figure 1) were selected for the experiments. The orchards were located at Adumanya and Ayikuma in the Shai-Osudoku district ( $5.8829^{\circ}$  North,  $0.0980^{\circ}$  West) and the Prosper and Boko orchards in the Yilo-Krobo district ( $6.1050^{\circ}$  North,  $0.0140^{\circ}$  West).

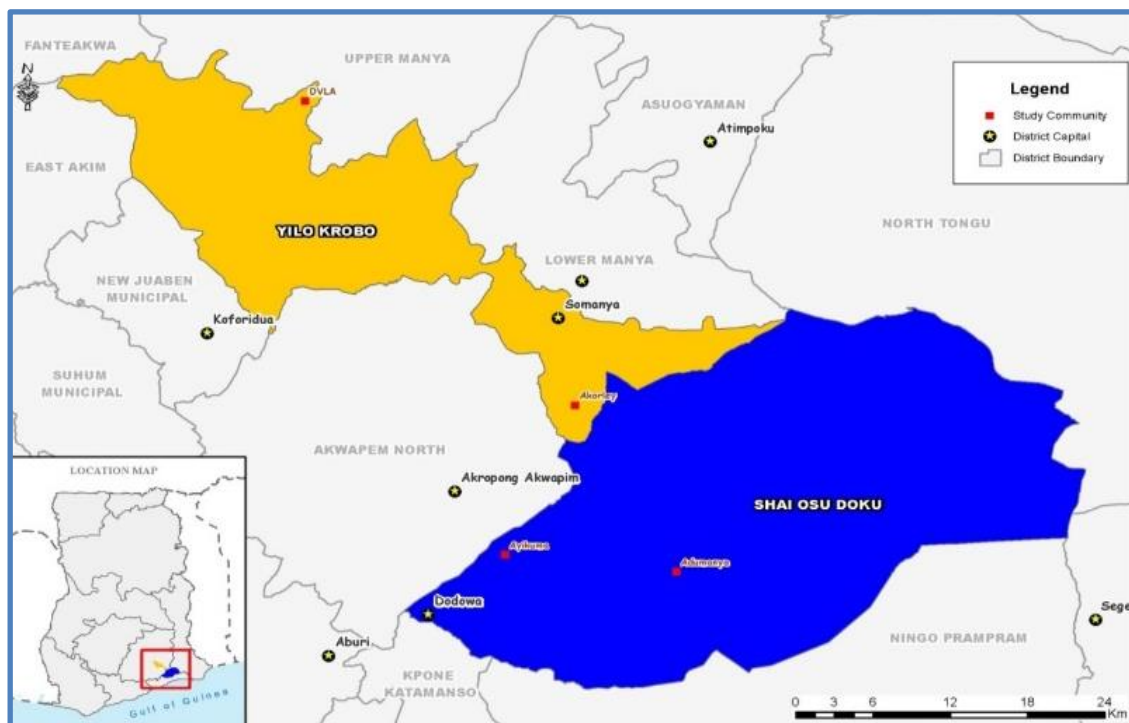


Figure 1. Study locations-Shai-Osudoku and Yilo Krobo districts in Eastern region at Ghana (Geography Department, University of Ghana)

## 2.3 Experimental Procedures

The planting distances between the mango trees in the selected orchards were 10 x 10 m. The experimental design was a Randomized Complete Block Design (RCBD), with five 20-tree blocks (Figure 2a) in each of the four selected orchards. Four mid-block mango trees were selected to receive experimental treatments (traps), making 20 sets of traps per experimental orchard. A set of traps in a tree thus consisted of four attractants. No single tree received all 4 sets of treatments. The 4 sets of treatments were placed on different trees, and at distances of 30 m apart to avoid trap interference.

The homemade traps used to monitor the flies in the orchards consisted of a 500 mL blue-cap PET bottle with two equidistant windows (3.0 x 1.5 m) created on opposite sides on the uppermost part which served as entry holes for the fruit flies. A yellow wide-cap cylindrical PET container which had four round holes of about 2 cm in diameter evenly spaced around its upper half to serve as entrance for the insects was the fourth trap. All the traps had small holes in the lids through which metal wires were attached to the bottle tops to serve as hangers (Figures 2b and 2c) for the traps to be placed on the trees. The traps contained baits specific to the male fruit flies, made from four types of para-pheromones and these formed the four sources of treatment variations. It included:

the commercial Stop Mating Block (SMB™) which was hanged at the tip of the wire inside the yellow wide cap cylindrical PET container trap and three concentrations (5%, 3.3% and 2.5% w/v) of aqueous leaf extract of *P. racemosa*.

### 2.3.1 Trap Placement and Data Collection

Four trap sets were set in each block (Figure 2a) two weeks after fruiting. Traps were hung at a height of 1.5 - 3 m above ground (depending on the architecture of the canopy and age of the tree). A minimum distance of 40 m was maintained between experimental trees to minimize trap interference (Ekesi & Billah, 2007; N'djopo *et al.* 2013). Trapped insects were protected from predators or scavengers by smearing solid grease on the wire hangers. The leaf extract treatments were replaced each week while the commercial Stop Mating Block™ was replaced after 6 weeks (based on Manufacturer's recommendations).




Figure 2. Trap layout in a block and traps containing the baits for the experiment.

A-Four selected trees  $\blacksquare$  with set of four traps  $\odot$  per tree within a block  $\square$  comprising 20 mango trees

B-Blue cap PET bottle trap, C-Yellow cap PET container trap

All traps were inspected at weekly intervals. Traps with the leaf extract treatments were sieved to extract drowned insects. Captured insects in the Stop Mating Block™ treatment were collected from the container with forceps. All captured flies were transferred into labelled vials containing 80% alcohol to preserve the insects for identification in the laboratory with the aid of a Digital Lecia EZ4 D stereomicroscope. A taxonomic key by Billah *et al.* (2007) was used in the identification of the captured flies.

### 2.4 Data Analyses

Catches from different collecting dates were treated as repeated measures. The total trap catches from the four treatments were analyzed with treatment effect being the source of variation (SAS Institute 2014 JMP version 10.0) for each orchard. Data was transformed ( $\sqrt{x+0.5}$ ) where necessary before analyses. Least square means (LSM) estimates for each lure treatment were compared using Tukey's honest significant difference test.

## 3. Results

A total number of 174,388 (100 %) organisms were captured of which 171,412 (98.3 %) were identified as *B. dorsalis* (Figure 3) and 2,976 (1.7 %) identified as non-target arthropods (Figure 4). The attractant SMB™ had significantly higher trap catches than the leaf extracts ( $P < 0.05$ ) in all the four orchards. Although extracts in traps were replaced at weekly intervals, the trend in trap catch followed a similar trend for all the orchards (Figure 3). Trap catches increased to a peak and then declined. For example, the SMB™ treatment recorded a highest trap catch of 7,903 fruit flies at the Adumanya orchard (Figure 3) at week 4 of the sampling period and declined subsequently.

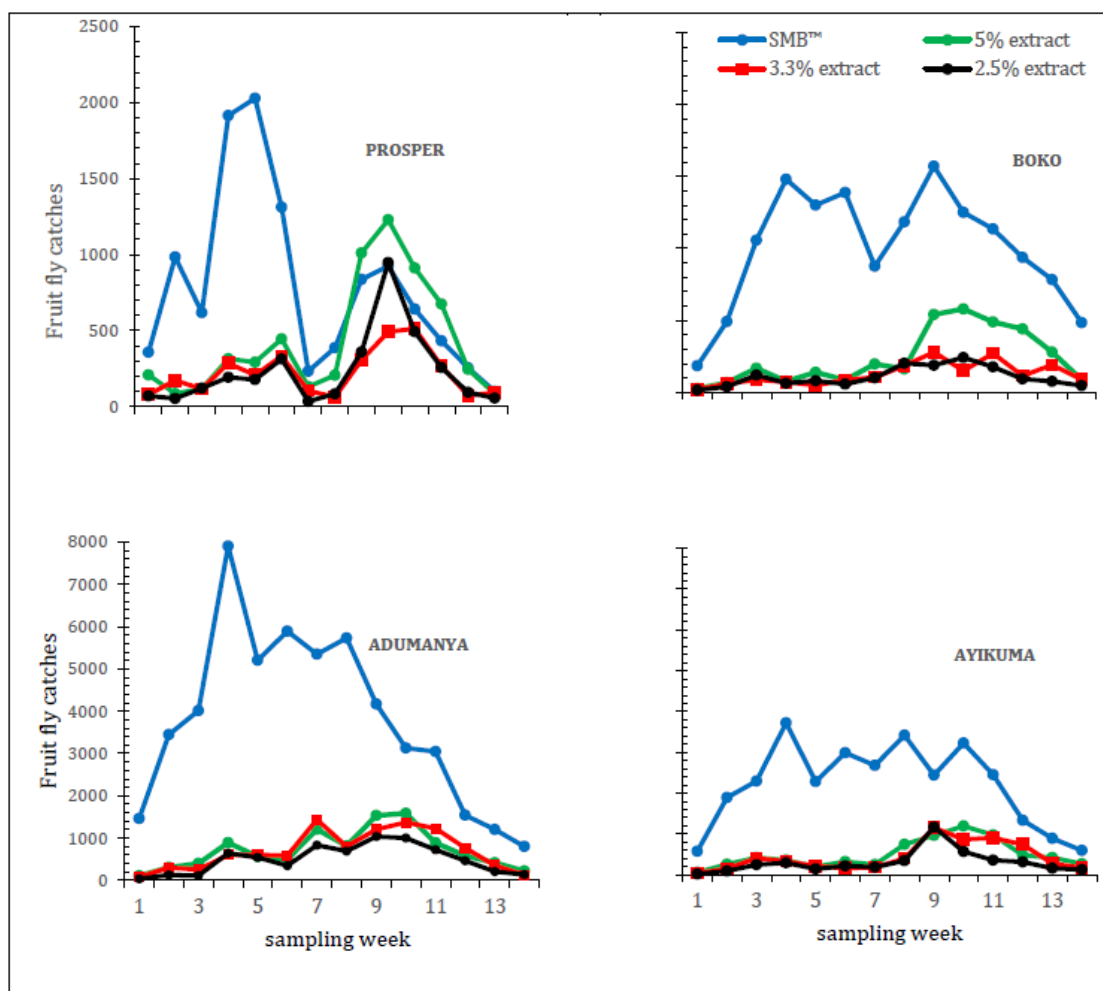


Figure 3. Fruit fly catches at four experimental orchards over a 14-week period

The general performance among the extract concentrations showed no significant differences in terms of trap catches ( $F = 2.61$ ,  $df = 2$ ,  $P = 0.0833$ ). For all the extracts, the number of catches increased between weeks 2 and 10 and declined afterwards. Although the 5% wt/vol extract recorded the highest catches, as for example in week 10 (4,585), it was not significantly different ( $P = 0.05$ ) from the catches in the other extracts.

Within the orchards, it was only in the Prosper orchard where trap catches from the extract concentrations showed significant differences ( $F = 6.02$ ,  $df = 2$ ,  $P = 0.0254$ ). The 5% wt/vol extract at Prosper orchard recorded the highest mean trap catch per week of 1,190.80 followed by the 2.5% wt/vol extract (648.60) and the lowest was the 3.3% wt/vol extract (619).

A total of 2,976 non-target arthropods from nine orders (Araneae, Blattodea, Coleoptera, Diptera, Hymenoptera, Hemiptera, Lepidoptera, Neuroptera and Orthoptera) were captured in the traps containing the various treatments and were classified as predators, scavengers, or pests (Figure 4). Prosper orchard recorded a total of 640 non-target arthropods, Boko orchard 823, Ayikuma orchard 981 and Adumanya orchard, 532. The Hymenopterans which consisted of ants and wasps were the highest trapped (2,220), followed by other non-target Diptera 282 (flies), Lepidoptera 161 (moths and butterflies), Blattodea 158 (Cockroaches), Araneae 87 (spiders), Coleoptera 60 (beetles and weevils), Orthoptera 5 (grasshoppers), Hemiptera 2 (cotton stainers) and one lacewing, (Neuroptera). Traps in the Ayikuma orchard had the highest number of non-target arthropods (Figure 4).



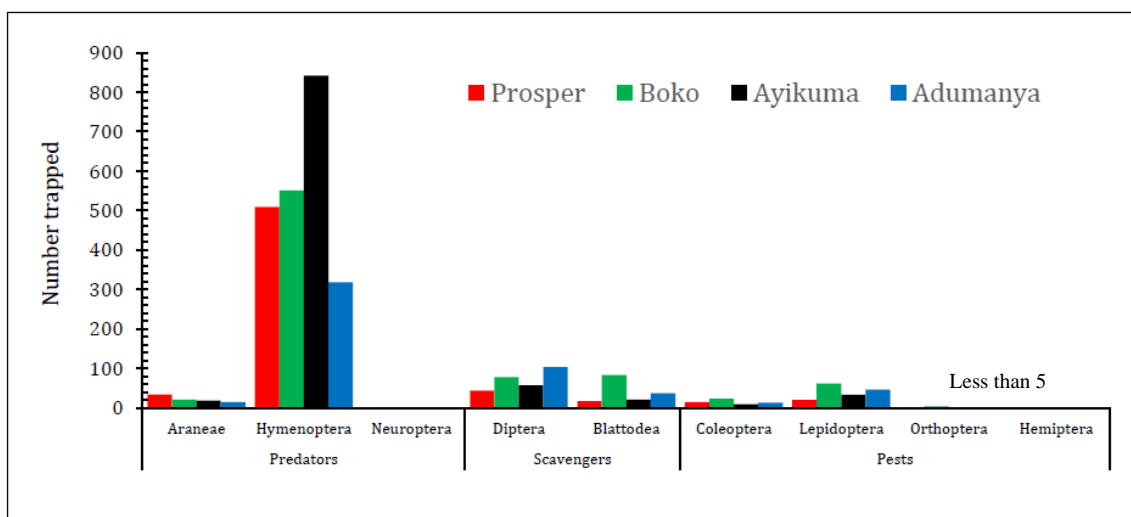


Figure 4. Non-target arthropods captured in traps during the sampling period (14 weeks)

The relative fly density at the orchards as recorded from the treatments (Figure 5) was a function that determined the average number of fruit flies captured per trap per day during the sampling period. The result represents the comparative size of the adult fruit fly population in an orchard in situ. The results obtained were bait dependent with SMB™ at Adumanya recording the highest relative fly density of ca 102 which was significant ( $P < 0.05$ ).



Figure 5. Daily trap density of fruit flies per bait at experimental locations

#### 4. Discussion

Pest monitoring or trapping insects with pheromones is an established and environmentally-sound part of modern-day integrated pest management systems. The pheromone trapping technique adopts the insects' inherent allocrine signalling mechanisms as baits to lure the animal, in this case insects to toxic surfaces and food or interfere with mate-searching efficiency by application of synthetic allelochemicals or its analogues (Verlinden et al., 2014). Mating disruption can be used to disrupt chemical communication in fruit flies. When mating disruption by a lure is successful it is depicted by a drop in trap catches over time (Bakthavatsalam, 2016) which was the case in this experiment during the 14-week sampling period.

Synthetic male lures are well known in the monitoring and mass trapping of fruit flies (Leblanc et al., 2009). Male insects of the genus *Bactrocera* are attracted to either of two well-known kairomones: Cue-Lure [4-(p-acetoxyphenyl)-2-butanone] and methyl eugenol (4-allyl-1, 2-dimethoxybenzene-carboxylate) (Metcalf, 1990). Methyl eugenol is however specific to male flies (Shelly et al., 2012). The two baits studied in this experiment attracted primarily male *B. dorsalis* which confirmed the presence of a specific lure that targets male

fruit flies. For the synthetic bait used (Stop Mating Block™), methyl eugenol is explicitly quoted as a constituent active ingredient, however the *Pimenta* used was a crude extract and it is expected to contain methyl eugenol as proven in literature. *Pimenta* is known to contain at least 48% eugenol (ALrashidi et al., 2022) whereas methyl eugenol is the main active ingredient in the commercial Stop Mating Block™ formulation.

The commercial Stop Mating Block™ outperformed the extracts in attracting more fruit flies which could also be attributed to the added effect of the yellow colour of the trap cap for that bait. Adult fruit flies are known to locate host through visual and olfactory stimuli as reported by Brévault & Quilici (2010). This conforms to the well-established fact that fruit flies react to colours that are comparable to oviposition substrates such as yellow or green mango fruits (Ravikumar & Sviraktamath, 2007). For example, there are reports which indicate that deep yellow-coloured traps attracted greater numbers of *Bactrocera* species (Liu et al., 2018; Bajaj & Singh 2020; Kausar et al., 2022). The fibrous nature of the Stop Mating Block™ contributed to its performance, probably due to its ability to imbibe water and release it by drying up quickly unlike the crude extracts that got diluted from rainwater and reduced its potency. These attributes of the traps were not measured in these experiments. Trap colour and bait retention methods to improve trapping performance has been reported by Broughton & Rahman (2016). Reduction in trap sensitivity over time could be offset by increasing either the frequency of bait replacement or density of traps, although this may have labour implications.

There are also reports indicating that the leaves of *Pimenta* spp. contain volatile compounds and like most phytochemicals may be altered by climatic factors and preparation procedures, for example, environmental factors such as temperature, and UV radiation could modify the composition of phytochemicals (Šamec et al., 2022; Jiménez-Viveros et al., 2023). Specifically, on *Pimenta*, Rao et al. (2012) reported that sunlight variations may alter the composition of volatile oils in *P. dioica* which is in contrast to the commercial Stop Mating Block™ which has the potential of being active for 8 weeks. The potency of the active compounds in crude extracts of *Pimenta* is known to reduce as the extract ages (Akotsen-Mensah et al., 2013). The reduced concentration with age may result in reduced attraction to *B. dorsalis* catches. The extract traps were replaced each week in this experiment to ensure the integrity of the baits.

The recorded fruit fly trappings per day varied for the four experimental locations but it remained high and comparable to other results obtained in Zimbabwe (Musasa et al., 2019) and in Vietnam under farmers practice (Perez-Staples et al., 2019). The high and differential captures of *B. dorsalis* recorded across the orchards indicate the potential ability of the attractants tested to lure fruit flies based on local population densities. The fly catches decreased with time as the season for different mango varieties ended which was an indication of the attraction of different concentrations of kairomones from mango varieties when in season as reported by Mwatawala et al. (2006) and Vayssières et al. (2009). In multi-locational trappings over time in Mozambique for example, Canhanga et al. (2020) reported of differences in *B. dorsalis* catches and population densities peaked over the sampling period to a maximum of 40 flies/trap/day, which was correlated with temperature. The environmental variables were not recorded in our experiments hence the population fluctuation in trap catches was attributable to season duration and host fruit availability in a location (Vayssières et al., 2015; Theron et al., 2017; Grechi et al., 2021). However when fruit fly trap catches are expressed as flies/trap/day, it becomes a standard unit for comparison across different environmental conditions, irrespective of number of traps involved or period of exposure of the traps, and it is internationally used and accepted (IAEA, 2003 & 2009). It is inevitable that non target insects will be captured in traps by accident or due to the attractive scent of decaying fruit flies in traps. The non-target arthropods from nine orders captured were either predators, scavengers or pests which is an impact of beneficial insect diversity. There are concerns as to the non-target impacts of baits on beneficial and endemic insects although most of the previously published records of attraction to methyl eugenol have been attributed to secondary attraction to decaying fruit flies. The recommended strategy to avoid trapping pollinating bees has been to place them in trees after the flowering period in orchards. (Leblanc et al. 2009; Mwatawala, 2015). Some authors including Williams & Whitten (1983), Asquith & Burny (1998) and Sugahara et al. (2013) have speculated that methyl eugenol may either mimic other compounds in flowers or mimic terpenoid pheromones produced by bees.

Other experimental indices that were not compared included the positional height of the traps, However, we placed our traps appropriately within recommendations from others such as Siddiqui et al. (2003) who reported that high number of flies were captured in the traps hung at 10 feet high. Standard heights used in the hanging of traps have always been between 1.5-2.0 m (Billah et al., 2006, 2010; Ekesi & Billah. 2007; Billah & Wilson, 2016; Billah, 2019; Awarikabey et al., 2022).

The use of pheromones as a component of IPM strategies has been reviewed by Witzgall et al. (2010) including the use of mating disruption by Rodriguez-Saona & Stelinski (2009). The high price of commercial products



against fruit-flies, and the risk of reinfestation from neighboring orchards, limits options for localized orchard control. This calls for management tactics using low-cost local products and team action among farmers (Bulley, 2012; Banini, 2013; Attafuah, 2017; Billah et al., 2022). Even though, Stop Mating Block™ performed better than the crude extracts, farmers can still achieve economical control or manage *B. dorsalis* with increased number and frequency of the extract traps. This will provide locally sustainable techniques for fruit fly control that could incentivize area-wide cooperation of farmers to use low-cost lures and traps supplemented with commercial lures. With a recommended density of 25 traps per ha to protect a mango orchard Mertilus et al. (2017) cost-effective homemade traps such as the use of *Pimenta* extract can replace commercial traps for mass trapping of fruit flies. These findings have indicated that aqueous leaf extract of *P. racemosa* have the potential of attracting *B. dorsalis* hence can be used in fruit fly management even at lower concentrations (2.5-5% wt/vol). Although this single strategy may not be adequate, the driving force should be integrated strategies to reduce fruit fly damage including adjusting harvest timing, especially by harvesting fruits at the green-mature stage or at the yellow-point onset as reported by Grechi et al. (2021).

## 5. Conclusions

Insect traps that incorporate attractants are useful tools for either monitoring or directly reducing insect populations over time by mass trapping or mating disruption. Each component of the insect trap has a role to play either as a visual, odour, arrestant, or toxicant and should be considered to increase efficiency. When control programs are accessible, sustainable, and cheap, it improves cooperation among farmers and adoption rate is high, which is necessary for area-wide fruit fly control programs. These results relied on trap colour and odour from a local plant to improve the low-cost options available for the development of pest management strategies based on the use of local bioresources to complement more expensive commercial attractants.

## Acknowledgements

The authors thank the farmers, who released their orchards for the sampling. Funding was awarded to the first author for graduate research at University of Ghana.

## Competing interests

The authors declare that they have no known competing financial interests or personal relationships that could have appeared to influence the work reported in this paper.

## Informed consent

Obtained.

## Ethics approval

The Publication Ethics Committee of the Canadian Center of Science and Education.

The journal's policies adhere to the Core Practices established by the Committee on Publication Ethics (COPE).

## Provenance and peer review

Not commissioned; externally double-blind peer reviewed.

## Data availability statement

The data that support the findings of this study are available on request from the corresponding author. The data are not publicly available due to privacy or ethical restrictions.

## Data sharing statement

No additional data are available.

## Open access

This is an open-access article distributed under the terms and conditions of the Creative Commons Attribution license (<http://creativecommons.org/licenses/by/4.0/>).

## Copyrights

Copyright for this article is retained by the author(s), with first publication rights granted to the journal.

## References

- Akotsen-Mensah, C., Sintim, H. O., Brentu, C. F., & Amanor, I. (2013). Performance of *Pimenta dioica* L. leaf extract as an attractant for *Bactrocera invadens* Drew, Tsurutu & White (Diptera: Tephritidae) in *Citrus sinensis* (Osbeck) plantations in Ghana. *International Journal of Agricultural Science Research*, 2, 298-306.

- Alitonou, G. A., Noudogbessi, J. P., Sessou, de P., Tonouhewa, A., Avlessi, F., Menut C., & Sohounhloue, D. C. K. (2012). Chemical composition and biological activities of essential oils of *Pimenta racemosa* (Mill.) J. W. Moore from Benin. *International Journal of Biological Sciences*, 2, 1-12.
- ALrashidi, A. A., Noumi, E., Snoussi, M., & Feo, V. D. (2022). Chemical composition, antibacterial and anti-quorum sensing activities of *Pimenta dioica* L. essential oil and its major compound (eugenol) against foodborne pathogenic bacteria. *Plants*, 11(4), 540. <http://dx.doi.org/10.3390/plants11040540>
- Aluja, M., & Rull, J. (2009). Managing pestiferous fruit flies (Diptera: Tephritidae) through environmental manipulation. In M. Aluja, T. C. Leskey & C. Vincent (Eds.), *Biorational tree-fruit pest management* (pp. 171-213). Wallingford, UK. <https://doi.org/10.1079/9781845934842.0171>
- Amevoin, K., Agboyi, L. K., Gomina, M., Kounoutchi, K., Bassimbako, K. H., Djatoite, M., Dawonou, A. V., & Tagba, A. (2021). Fruit fly surveillance in Togo (West Africa): state of diversity and prevalence of species. *International Journal of Tropical Insect Science*, 41, 3105-3119. <https://doi.org/10.1007/s42690-021-00504-9>
- Asquith, A., & Burny, D. (1998). Honeybees attracted to the semiochemical methyl eugenol, used for male annihilation of the Oriental fruit fly (Diptera: Tephritidae). *Proceedings of the Hawaiian Entomological Society*, 33, 57-66.
- Attafuah M. A. (2017). *Assessing the potential of the use of locally available spent brewery grain in the management of fruit flies in southern Ghana*. MPhil. Thesis, University of Ghana, Legon.
- Awarikabey, E. N., Afun, J. V. K., Osekre, E. A. & Billah, M. K. (2022). Mango phenology and fruit fly population dynamics in the transition zone of Ghana. *Bulletin of Entomological Research*, 1-11. <https://doi.org/10.1017/S0007485322000438>
- Bajaj, K., & Singh, S. (2020). Preference of *Bactrocera* spp. to methyl eugenol based different coloured traps. *Indian Journal of Agricultural Sciences*, 90, 233-335. <https://doi.org/10.56093/ijas.v90i1.98692>
- Bakthavatsalam, N. (2016). Semiochemicals, In Omkar (Ed.), *Ecofriendly Pest Management for Food Security* (pp. 563-611). Elsevier, San Diego, USA. <https://doi.org/10.1016/B978-0-12-803265-7.00019-1>
- Banini, C. K. (2013). *Field evaluation of the fruit fly Food Bait, SUCCESS Appat (GF-120) and Grain Brewers' Yeast (WBY) against fruit flies in Mango orchards*. MPhil. Thesis, University of Ghana, Legon. pp. 81.
- Benelli, G., Daane, K. M., Canale, A., Niu, C.-Y., Messing, R. H., & Vargas, R. I. (2014). Sexual communication and related behaviours in Tephritidae: current knowledge and potential applications for Integrated Pest Management. *Journal of Pest Science*, 87, 385-405. <https://doi.org/10.1007/s10340-014-0577-3>
- Billah, M. K. (2019). *Technical analysis of the 'freedom' fruit fly device based on field trials and observation conducted in the Greater-Accra and Eastern Regions in Ghana*. Final Technical Report. pp. 12.
- Billah, M. K. & Wilson, D. D. (2016). Integrated management of fruit flies – case studies from Ghana. In S. Ekesi, S. A. Mohamed & M. De Meyer (Eds.), *Fruit Fly Research and Development in Africa - Towards a Sustainable Management Strategy to Improve Horticulture* (pp. 778). Springer International Publishing AG, Switzerland. [https://doi.org/10.1007/978-3-319-43226-7\\_27](https://doi.org/10.1007/978-3-319-43226-7_27)
- Billah, M. K., Mansell, M. W., De Meyer, M., & Goergen, G. (2007). Fruit fly Taxonomy and Identification. In S. Ekesi & M. K. Billah (Eds.). *A Field Guide to the Management of Economically Important Tephritid Fruit Flies in Africa* (pp. 160). Second Edition. ICIPE Science Press, Nairobi, Kenya.
- Billah, M. K., Owusu, E. O., Biney, K. & Agboka, M. (2010). *Field evaluation of SUCCESS® Appat (GF-120) against fruit flies in three citrus orchards in the Central region of Ghana*. Final Technical Report. pp. 22.
- Billah, M. K., Oyinkah, G. M., Badii B. K., & Cobblah, M. A. (2023). A safe haven or a temporary alternative host? - the displaced mango fruit fly, *Ceratitis cosyra* in the African peach plant. *West African Journal of Applied Ecology*, 31, 56-63.
- Billah, M. K., Wilson, D. D., Cobblah, M. A., Lux, S. A., & Tumfo, J. A. (2006). Detection and preliminary survey of the invasive fruit fly, *Bactrocera invadens* (Diptera: Tephritidae) in Ghana. *Journal of Ghana Science Association*, 2, 138-144.
- Billah, M.K., Simon Yeboah, S., Egyir-Yawson, A., & Adabie-Gomez, D. A. (2022). Development of a protein food bait for the management of fruit-infesting flies (Diptera: Tephritidae) in Ghana. *International Journal of Basic and Applied Sciences*, 11, 54-61.

- Biondi, A., Guedes, R. N. C., Wan, F.-H., & Desneux, N. (2018). Ecology, worldwide spread, and management of the invasive South American tomato pinworm, *Tuta absoluta*: Past, Present, and Future. *Annual Review of Entomology*, 63, 239-258. <https://doi.org/10.1146/annurev-ento-031616-034933>
- Br évault, T., & Quilici, S. (2010). Interaction between visual and olfactory cues during host finding in the tomato fruit fly *Neoceratitis cyanescens*. *Journal of Chemical Ecology*, 36, 249-259. <https://doi.org/10.1007/s10886-010-9766-6>
- Broughton, S., & Rahman, T. (2016). Evaluation of lures and traps for male and female monitoring of Mediterranean fruit fly in pome and stone fruit. *Journal of Applied Entomology*, 141, 441-449. <https://doi.org/10.1111/jen.12360>
- Bulley, F. (2012). *Comparative study of the novel fruit fly food bait, SUCCESS® Appat (GF-120) and Waste Brewers' Yeast against fruit flies in a citrus orchard*. University of Ghana, Legon, MPhil Thesis. pp. 105.
- Candia, I. F., Bautista, V., Larsson Herrera, S., Walter, A., Ortu ño Castro, N., Tasin, M., & Dekker, T. (2019). Potential of locally sustainable food baits and traps against the Mediterranean fruit fly *Ceratitidis capitata* in Bolivia. *Pest Management Science*, 75, 1671-1680. <https://doi.org/10.1002/ps.5286>
- Canhanga, L., De Meyer, M., Cugala, D., Massimiliano, V., & Maulid, M. (2020). Economic injury level of the oriental fruit fly, *Bactrocera dorsalis* (Diptera: Tephritidae), on commercial mango farms in Manica province, Mozambique. *African Entomology*, 28, 278-289. <https://doi.org/10.4001/003.028.0278>
- Carrillo, D., Birke, A., Guillen, L., & Pe ña, J. E. (2017). Pests of mango. In M. Siddiq, J. K. Brecht & J. S. Sidhu (Eds.), *Handbook of mango fruit: Production, postharvest science, processing technology and nutrition* (pp. 61-90). Wiley-Blackwell, New Jersey. <https://doi.org/10.1002/9781119014362.ch4>
- Chang, C., Huang, C.-Y., Dai, S.-M., Atlihan, R., & Chi, H. (2016). Genetically engineered ricin suppresses *Bactrocera dorsalis* (Diptera: Tephritidae) based on demographic analysis of group-reared life table. *Journal of Economic Entomology*, 109, 987-992. <https://doi.org/10.1093/jee/tow091>
- Clarke, A. R., Armstrong, K. F., Carmichael, A. E., Milne, J. R., Roderick, G. K., & Yeates, D. K. (2005). Invasive phytophagous pests arising through a recent tropical evolutionary radiation: The *Bactrocera dorsalis* complex of fruit flies. *Annual Review of Entomology*, 50, 293-319. <https://doi.org/10.1146/annurev.ento.50.071803.130428>
- Contreras-Moreno, B. Z., (2018). *Chemical composition of essential oil of genus Pimenta (Myrtaceae): Review*. Potential of essential oils. IntechOpen. <https://doi.org/10.5772/intechopen.78004>
- Drew, R. A. I., Tsuruta, K., & White, I. M., (2005). A new species of pest fruit fly (Diptera: Tephritidae/Dacinae) from Sri Lanka and Africa. *African Entomology*, 13, 149-154.
- Early, R., Bradley, B. A., Dukes, J. S., Lawler, J. J., Olden, J. D., ... Tatem, A. J. (2016). Global threats from invasive alien species in the twenty-first century and national response capacities. *Nature Communications*, 7, 1-9. <https://doi.org/10.1038/ncomms12485>
- Ekesi, S & Billah, M. K. (2007). *A Field Guide to the Management of Economically Important Tephritid Fruit Flies In Africa*. ICIPE Science Press, Nairobi, Kenya. pp. 160.
- Evans, E. A., Ballen, F. H., & Siddiq, M. (2017). Mango production, global trade, consumption trends, and postharvest processing and nutrition. In M. Siddiq, J. K. Brecht & J. S. Sidhu (Eds.), *handbook of mango fruit* (pp. 1-16). Chichester, UK: John Wiley & Sons Ltd. <http://dx.doi.org/10.1002/9781119014362.ch1>
- Filgueiras R. M. C., de Azevedo, F. R., Raul Azevedo, de Farias, R. B., & Coutinho, R. C. (2016). Livestock manure as an alternative attractant for fruit flies (Diptera: Tephritidae) in guava tree. *Pesquisa Agropecuária Tropical*, 46, 51-56. <http://dx.doi.org/10.1590/1983-40632016v4637793>
- FreshFruitPortal.com. (2023). <https://www.freshfruitportal.com/news/2022/11/28/global-mango-market-to-grow-5-by-2029-study-projects/AX>
- Grechi, I., Preterre, A.-L., Caillat, A., Chiroleu, F., & Ratnadass, A. (2021). Linking mango infestation by fruit flies to fruit maturity and fly pressure: A prerequisite to improve fruit fly damage management via harvest timing optimization. *Crop Protection*, 146, 105663. <https://doi.org/10.1016/j.cropro.2021.105663>
- Hossain, M. S., Sarkar, B. C., Hossain, M. M., Mian, M. Y., Rajotte, E. G., Muniappan, R., & O'Rourke, M. E. (2020). Comparison of biorational management approaches against mango fruit fly (*Bactrocera dorsalis* Hendel) in Bangladesh. *Crop Protection*, 135, 104807. <https://doi.org/10.1016/j.cropro.2019.05.001>

- IAEA [International Atomic Energy Agency] (2003). *Trapping guidelines for areawide fruit fly programmes*. IAEA, Vienna. pp. 48.
- IAEA [International Atomic Energy Agency] (2009). *Development of bait stations for fruit fly suppression in support of SIT*. Report and recommendations of the consultants group meeting organized by the Joint FAO/IAEA Division of Nuclear Techniques in Food and Agriculture, Mazatlán, Mexico.
- Jaffar, S., & Lu, Y. (2022). Toxicity of some essential oils constituents against oriental fruit fly, *Bactrocera dorsalis* (Hendel) (Diptera: Tephritidae). *Insects*, 13(10), 954. <http://doi.org/10.3390/insects13100954>
- Jahurul, M. H., Zaidul, I. S., Ghafoor, K., Al-Juhaimi, F. Y., Nyam, K. L., Norulaini, N. A., Sahena, F., & Mohd Omar, A. K. (2015). Mango (*Mangifera indica* L.) by-products and their valuable components: a review. *Food Chemistry*, 183, 173-180. <https://doi.org/10.1016/j.foodchem.2015.03.046>
- Jiménez-Viveros, Y., Núñez-Palenius, H. G., Fierros-Romero, G., & Valiente-Banuet, J. I. (2023). Modification of light characteristics affect the phytochemical profile of peppers. *Horticulturae*, 9(1), 72. <http://doi.org/10.3390/horticulturae9010072>
- Karsten, M., Barton, M., Addison, P., Addison, M. F., & Terblanche, J. S. (2018). A synthesis for managing invasions and pest risks simultaneously for tephritid fruit flies in South Africa. *Entomologia Experimentalis et Applicata*, 166, 344-356. <https://doi.org/10.1111/eea.12664>
- Kausar, A., Ullah, F., Jahan, F., Khan, K., Wahid, S., Tanzila, G., & Khan, N. H. (2022). Bionomics of bactrocera fruit flies (Diptera: Tephritidae) in Khyber Pakhtunkhwa, Pakistan; Exploring performance of various trap types and their characteristics. *Florida Entomologist*, 105, 231-242. <https://doi.org/10.1653/024.105.0309>
- Khan, H. A. A., & Akram, W. (2018). Trichlorfon and spinosad resistance survey and preliminary determination of the resistance mechanism in Pakistani field strains of *Bactrocera dorsalis*. *Scientific Reports*, 8, 11223. <https://doi.org/10.1038/s41598-018-29622-0>
- Kimbokota, F., & Torto, B. (2013). Candidate Attractants for *Bactrocera invadens* (Diptera: Tephritidae) male flies from *Gynandropsis gynandra* (Capparidaceae). *Journal of Natural Sciences Research*, 3, 35-45.
- Leblanc, L., Rubinoff, D., & Vargas, R. I. (2009). Attraction of nontarget species to fruit fly (Diptera: Tephritidae) male lures and decaying fruit flies in traps in Hawaii. *Environmental Entomology*, 38, 1446-1461. <https://doi.org/10.1603/022.038.0513>
- Liu, H., Gao, Z., Deng, S-Z., Cao, F-Q., & Lu, Y-Y. (2018). The photokinesis of oriental fruit flies, *Bactrocera dorsalis*, to LED lights of various wavelengths. *Entomologia Experimentalis et Applicata*, 166, 102-112. <https://doi.org/10.1111/eea.12648>
- Lux, S. A., Copeland, R. S., White, I. M., Manrakhan, A., & Billah, M. K. (2003b). A new invasive fruit fly species from the *Bactrocera dorsalis* (Hendel) group detected in East Africa. *Insect Science and Its Application*, 23, 355-361. <https://doi.org/10.1017/S174275840001242X>
- Lux, S. A., Ekesi, S., Dimbi, S., Mohamed, S., & Billah, M. K. (2003a). Mango-infesting fruit flies in Africa: perspectives and limitations of biological approaches to their management. In P. Neuenschwander, C. Borgemeister & J. Langewald (Eds.), *Biological Control in IPM systems in Africa* (pp. 277-293). CAB International, Wallingford, UK. <https://doi.org/10.1079/9780851996394.0277>
- Mertilus, F., Peña, J., Ring, D., & Schowalter, T. (2017). In expensive artisanal traps for mass trapping fruit flies (Diptera: Tephritidae) in Haiti. *Florida Entomologist*, 100, 390-395 <https://doi.org/10.1653/024.100.0241>
- Metcalf, R. L. (1990). Chemical ecology of the Dacinae fruit flies (Diptera Tephritidae). *Annals of the Entomological Society of America*, 83, 1017-1030. <https://doi.org/10.1093/aesa/83.6.1017>
- Minhibo, M. Y., Ndepo, O. R., Hala, N. K., Koua, H., Tuo, Y., N'Goran, A., & Djidji, H. (2018). Assessment of fruit fly trapping system in mango orchards in Northern Côte d'Ivoire. *Journal of Agricultural Science and Technology A*, 8, 18-27. <https://doi.org/10.17265/2161-6256/2018.01.003>
- Musasa, S. T., Mashingaidze, A. B., Musundire, R., Aguiar, A. A. R. M., Vieira, J., & Vieira, C. P. (2019). Fruit fly identification, population dynamics and fruit damage during fruiting seasons of sweet oranges in Rusitu Valley, Zimbabwe. *Scientific Reports*, 9, 13578. <https://doi.org/10.1038/s41598-019-50001-w>
- Mwatawala, M. W., De Meyer, M., Makundi, R. H., & Maerere, A. P. (2006). Seasonality and host utilization of the invasive fruit fly, *Bactrocera invadens* (Dipt., Tephritidae) in central Tanzania. *Journal of Applied Entomology*, 130, 530-537. <https://doi.org/10.1111/j.1439-0418.2006.01099.x>

- Mwatawala, M. W., Mziray, H., Malebo, H., & De Meyer, M. (2015). Guiding farmers' choice for an integrated pest management program against the invasive *Bactrocera dorsalis* Hendel (Diptera: Tephritidae) in mango orchards in Tanzania. *Crop Protection*, *76*, 103-107. <https://doi.org/10.1016/j.cropro.2015.07.001>
- N'dépo, O., Hala, N'K., N'da Adopo, A., Coulibaly, F., Kouassi Kouassi, P., Jean-François, V., & De Meyer, M. (2013). Fruit flies (Diptera: Tephritidae) populations dynamic in mangoes production zone of Côte-d'Ivoire. *Agricultural Science Research Journal*, *3*, 352-363.
- Okorley E. L., Acheampong, L., & Abenor, M. T. (2014). The current status of mango farming business in Ghana, A case study of farming in the Dangme West District. *Ghana Journal of Agricultural Science*, *47*, 73-80.
- Oppong, D. A., Kumah, P., & Tandoh, P. K. (2019). Physico-chemical quality responses of mango chips dried to different moisture contents, packaged, and stored for six months. *Advances in Research*, *18*, 1-14. <https://doi.org/10.9734/AIR/2019/46296>
- Perez-Staples, D., Diaz-Fleischer, F., Montoya, P., & Vera, M. (Eds). (2019). *Area-wide management of fruit fly pests*. CRC Press. <https://doi.org/10.1201/9780429355738>
- Qin, Y., Paini, D. R., Wang, C., Fang, Y., & Li, Z. (2015). Global establishment risk of economically important fruit fly species (Tephritidae). *PLoS ONE*, *10*(1), e0116424. <https://doi.org/10.1371/journal.pone.0116424>
- Ræbild, A., Larsen, A.S., Jensen, J. S., Ouedraogo, M., De Groote, S., Van Damme, P., Bayala, J., Diallo, B. O., Sanou, H., & Kalinganire, A. (2011). Advances in domestication of indigenous fruit trees in the West African Sahel. *New Forests*, *41*, 297-315. <https://doi.org/10.1007/s11056-010-9237-5>
- Rao, P. S., Navinchandra, S., & Jayaveera, K. N. (2012). An important spice, *Pimenta dioica* (Linn.) Merrill: a Review. *International Current Pharmaceutical Journal*, *1*, 221-225. <https://doi.org/10.3329/icpj.v1i8.11255>
- Ravikumar, P., & Viraktamath, S. (2007). Attraction of fruit flies to different colours of methyl eugenol traps in guava and mango orchards. *Karnataka Journal of Agricultural Sciences*, *20*, 749-751
- Rodriguez-Saona, C., & Stelinski, L. (2009). Behavior-modifying strategies in IPM: Theory and practice. In R. Peshin & A. K. Dhawan (Eds.), *Integrated Pest Management: Innovation-development process*. Springer, Dordrecht. [https://doi.org/10.1007/978-1-4020-8992-3\\_11](https://doi.org/10.1007/978-1-4020-8992-3_11)
- Šamec, D., Ljubej, V., Redovnikovi'c, I. R., Fistani'c, S., & Salopek-Sondi, B. (2022). Low temperatures affect the physiological status and phytochemical content of flat leaf kale (*Brassica oleracea* var. acephala) sprouts. *Foods*, *11*, 264. <https://doi.org/10.3390/foods11030264>
- SAS Institute Inc. (2014). *JMP® 11 Scripting Guide*, Second Edition. Cary, NC: SAS Institute Inc.
- Sharma, R. R., Reddy, S., & Jhalegar, M. (2014). Pre-harvest fruit bagging: a useful approach for plant protection and improved post-harvest fruit quality-A review. *The Journal of Horticultural Science and Biotechnology*, *89*, 101-113. <https://doi.org/10.1080/14620316.2014.11513055>
- Shelly, T., Nashimoto, J., & Kurashima, R. (2012). Trap capture of three economically important fruit fly species (Diptera: Tephritidae): Evaluation of a solid formulation containing multiple male lures in a Hawaiian coffee field. *Journal of Economic Entomology*, *105*, 1186-1193. <https://doi.org/10.1603/ec11371>
- Siddiqui, Q., Ahmad, N., Rashdi, S. M. M. S., & Niazi, S. (2003). Effect of time of the day and trap height on the catches of peach/guava fruit flies, *Bactrocera zonata* (Saunders) through male annihilation technique. *Asian Journal of Plant Sciences*, *2*, 228-232. <https://doi.org/10.3923/ajps.2003.228.232>
- Sonenshine, D. E. (2017). *Pheromones: function and use in insect and tick control*. Reference module in life sciences, Elsevier. <https://doi.org/10.1016/B978-0-12-809633-8.04077-2>
- Sugahara, M., Izutsu, K., Nishimura, Y., & Sakamoto, F. (2013). Oriental orchid (*Cymbidium floribundum*) attracts the Japanese honeybee (*Apis cerana japonica*) with a mixture of 3-hydroxyoctanoic acid and 10-hydroxy-(E)-2-decenoic acid. *Zoological Science*, *30*, 99-104. <https://doi.org/10.2108/zsj.30.99>
- Tadeo, E., Muñiz, E., Rull, J., Yee, W. L., Aluja, M., & Lasa, R. (2017). Development of a low-cost and effective trapping device for apple maggot fly (Diptera: Tephritidae) monitoring and control in Mexican Commercial Hawthorn Groves. *Journal of Economic Entomology*, *110*, 1658-1667. <https://doi.org/10.1093/jee/tox167>
- Tan, K. H., Nishida, R., Jang, E. B., & Shelly, T. E. (2014). Pheromones, male lures, and trapping of tephritid fruit flies. In T. E. Shelly, N. Epsky, E. B. Jang, J. Reyes-Flores & R. I. Vargas (Eds.), *Trapping and the detection, control, and regulation of Tephritid fruit flies: lures, area-wide programs, and trade implications* (pp. 15-74). Springer, New York, NY. [https://doi.org/10.1007/978-94-017-9193-9\\_2](https://doi.org/10.1007/978-94-017-9193-9_2)

- Theron, C. D., Manrakhan, A., & Weldon, C. (2017). Host use of the oriental fruit fly, *Bactrocera dorsalis* (Hendel) (Diptera: Tephritidae), in South Africa. *Journal of Applied Entomology*, *141*, 810-816. <https://doi.org/10.1111/jen.12400>
- Vargas, R. I., & Prokopy, R. (2006). Attraction and feeding responses of melon flies and oriental fruit flies (Diptera: Tephritidae) to various protein baits with and without toxicants. *Proceedings of the Hawaiian Entomological Society*, *38*, 49-60. <http://hdl.handle.net/10125/178>
- Vargas, R. I., Burns, R. E., Mau, R. F. L., Stark, J. D., Cook, P., & Pinero, J. C. (2009). Captures in methyl eugenol and cuelure detection traps with and without insecticides and with a farma tech solid lure and insecticide dispenser. *Journal of Economic Entomology*, *102*, 552-557. <https://doi.org/10.1603/029.102.0212>
- Vayssières, J. F., Goergen, G., Lokossou, O., Dossa, P., & Akponon, C. (2009). A new *Bactrocera* species detected in Benin among mango fruit flies (Diptera Tephritidae) species. *Acta Horticulturae*, *820*, 581-588. <https://doi.org/10.17660/ActaHortic.2009.820.74>
- Vayssières, J. F., Meyer, M. D., Ouagoussounon, I., Sinzogan, A. A., Adandonon, A., Korie, S., Wargui, R., Anato, F. M., Hougbo, H., Didier, C., Bon, H. D., & Goergen, G. (2015). Seasonal abundance of mango fruit flies (Diptera: Tephritidae) and ecological implications for their management in mango and cashew orchards in Benin (Centre & North). *Journal of Economic Entomology*, *108*, 2213-30. <https://doi.org/10.1093/jee/tov143>
- Verlinden, H., Vleugels, R., Zels, S., Dillen, S., Lenaerts, C., Crabbé K., Spit, J., & Broeck, J. V. (2014). Receptors for neuronal or endocrine signaling molecules as potential targets for the control of insect pests. *Advances in Insect Physiology*, *46*, 167-303. <https://doi.org/10.1016/B978-0-12-417010-0.00003-3>
- Walgenbach, J. (2018). Integrated Pest Management Strategies for Field-Grown Tomatoes. In W. Wakil, G. E. Brust & T. M. Perring (Eds.), *Sustainable Management of Arthropod Pests of Tomato* (pp. 323-339). <https://doi.org/10.1016/B978-0-12-802441-6.00016-4>
- White, I. M., & Elson-Harris, M. M. (1992). *Fruit Flies of Economic Significance: Their Identification and Bionomics*. C.A.B. International, Wallingford, UK. pp. 602. <https://doi.org/10.1079/9780851987903.0000>
- Witzgall, P., Kirsch, P., & Cork, A. (2010). Sex pheromones and their impact on pest management. *Journal of Chemical Ecology*, *36*, 80-100. <https://doi.org/10.1007/s10886-009-9737-y>