



The World's Largest Open Access Agricultural & Applied Economics Digital Library

This document is discoverable and free to researchers across the globe due to the work of AgEcon Search.

Help ensure our sustainability.

Give to AgEcon Search

AgEcon Search

<http://ageconsearch.umn.edu>

aesearch@umn.edu

*Papers downloaded from **AgEcon Search** may be used for non-commercial purposes and personal study only. No other use, including posting to another Internet site, is permitted without permission from the copyright owner (not AgEcon Search), or as allowed under the provisions of Fair Use, U.S. Copyright Act, Title 17 U.S.C.*

No endorsement of AgEcon Search or its fundraising activities by the author(s) of the following work or their employer(s) is intended or implied.

SUBJECT I
SUSTAINABLE AGRICULTURAL GROWTH, DIVERSIFICATION
AND FARM INCOME

**Transitioning to a Green Economy: A Narrative Overview of
the Challenges and Opportunities in Indian Agriculture**

Kanika Mehta*, Rajesh Kumar Thakur, Vikalp Sharma and Virender
Kumar***

ABSTRACT

The green economy refers to promoting economic activities that improve social equity and well-being, generate employment and income opportunities, and reduce environmental risks while restoring and effectively managing the natural resources. Agriculture is one of the core industries in achieving the green economy goals, especially in developing nations like India. In order to meet future food and raw material demands, India must reform rather than maintain its agricultural industry. Therefore, the present review comprehends the sector's economic, social, and environmental attributes and identifies its significant challenges and opportunities for green economy of the country. Based on the literature from across a range of disciplines, the study observed that the future requires transformation rather than sustaining the agricultural sector with an emphasis towards efficiency rather than growth, employment generation, nutritional security and management of surplus food in consonance with the agro-ecological backdrop.

Keywords : Agricultural transformation, green economy, Indian context, sustainable agriculture

JEL: O13, Q01, Q15, Q16

I

INTRODUCTION

The notion of sustainable development gained considerable international recognition during the Stockholm Conference (1972), where the previously regarded independent challenges of environmental conservation and economic development were identified to be managed in a coherent manner (Mensah, 2019). Despite the worldwide efforts to implement sustainable strategies, with increasing population and rising present and future demands for food, power and energy, has forced the global society on the verge of transgressing the ecological boundaries (Voumik and Shah, 2014; Weick, 2016). As a result, the green economy has been identified as a promising inclusive concept and a catalyst to sustainable development (Söderholm, 2020; Weick, 2016) that integrates the economic, social (Cook and Smith, 2012) and environmental growth pillars to harness the expanding economic opportunities while addressing environmental pressures (Allen, 2012; Barbier, 2012). It was also entailed as one of the themes for the UN Conference on Sustainable Development in 2012

* Ph D Research Scholar, Principal Scientist, and Principal Scientist, respectively, Department of Agricultural Economics, Extension Education and Rural Sociology, CSKHPKV, Palampur and ** Guest Faculty, College of Agriculture, Kota Agriculture University, Hindoli, Rajasthan.

(Rio+20). The green economy refers to promoting those economic activities that enhances equity and wellbeing of the society, generating employment and income opportunities, while significantly restoring and efficiently managing the natural resources with lesser carbon emissions and ecological risks (OECD, 2010; UNEP, 2011, 2014).

The agricultural sector is bound to be considered necessary in the global green economy action plan because it has both direct and indirect implications not only for the economy but for society and the environment as well (FAO, 2012). This sector employs around 26 per cent of the worldwide population, with 44.2 per cent living in rural regions (World Bank, 2020a, 2020b), and accounts for 70 per cent of the world's extremely poor (IFPRI, 2019). Many researchers have reported that a preponderance of the poor reside in rural areas with agriculture providing a significant source of income for its large proportion (Castañeda *et al.*, 2018; Christiaensen and Lionel, 2007; Dercon, 2009; Ravallion *et al.*, 2008). Therefore, growth in this sector can increase rural economies' viability, reduce rural poverty, enhance the social welfare of farm families and reduce the rural-urban income gap, all of which serve as a foundation for green growth.

The Agriculture, Forestry, and Other Land Use (AFOLU) activities contributed for 23 per cent of the worldwide net anthropogenic GHG emissions between 2007 and 2016, accounting for 44 per cent of methane, 13 per cent of carbon dioxide, and 81 per cent of N₂O. (IPCC, 2019). However, depending on improved soil management and cultivation techniques, the sector can also act as one of the major CO₂ sinks through carbon sequestration in soil (Lal, 2004; Six *et al.*, 2002) and vegetation (Kell, 2011), causing a net sink of around 29 per cent of the global CO₂ emissions (IPCC, 2019). The sector covers 4.8 billion ha area constituting about 36 per cent of the global terrestrial land (13.5 billion hectares), out of which 24 per cent is under permanent meadows and pastures, and presently 12 per cent of the total agricultural land is being used as cropland. Croplands, pastures, and forests constitute about 66 per cent of the global terrestrial land, and the sector consumes 70 per cent of all freshwater withdrawn globally (FAO, 2020, 2021). As a result, the sector uses the majority of the world's natural resources and is critical to the preservation of the ecosystem.

Although agriculture, forestry and fishing contribute only 3.27 per cent to the world's gross domestic product (GDP) (World Bank, 2018), yet the green economy vision will be at risk if the sector fails to provide sufficient food, feed and fibre to the growing population (Kanza and Vitale, 2015; Meijerink and Roza, 2007). In many developing countries, the sector's contribution in total GDP is 25 per cent and above, especially in Africa and South Asia (World Bank, 2018). According to (FAO, 2017), the worldwide demand for food and other agricultural products will rise by 50 per cent between 2012 and 2050. Therefore, producing more with less while preserving the environment and enhancing farmers' livelihoods is a crucial challenge globally

and it can be managed by adopting the notion of the green economy (Allen, 2012; Godfray *et al.*, 2010; Musvoto *et al.*, 2015).

India is among the fastest emerging market economies globally (IMF, 2018), with 1.366 billion people, accounting for 17.80 per cent of the global population (7.674 billion) (World Bank, 2018). According to (United Nations, 2019), India will be the world's most populous country by the year 2027, surpassing China. Therefore, the government holds the responsibility to meet its increasing population's development needs without exceeding the environmental boundaries and simultaneously supporting economic growth, enhancing social equity and job creation. Sustainable and equitable growth in the agricultural sector may lead to efficient use of the country's resources and reduce poverty, malnutrition, and inclusive green growth. Since every nation has its unique circumstances, the structure of a green economy and accompanying policies will differ. Therefore, the study's primary focus is to address the major challenges and opportunities in the agricultural sector in the perspective of India's green economy and identify the areas of intervention in the sector that could further achieve green growth.

II

METHODOLOGY

The study is the narrative overview (Green *et al.*, 2006) of the secondary data comprising relevant literature from various published research articles, books, reports, documents, official websites and databases of reputable sources like World Bank and FAO. In order to avoid bias and ensure the quality and transparency of research (Ferrari, 2015; Snyder, 2019), the literature was synthesised based on the four phases (identification, screening, eligibility, and inclusion) advocated by (Mensah, 2019; Moher *et al.*, 2009) (Figure 1).

Identification

Since the study was specifically focused on identifying the major challenges of agricultural sector in relevance to India's green economy, various keywords and terms such as agricultural households, climate depletion, food insecurity, green economy, income inequality, land degradation, poverty, sustainable development and water scarcity were examined in the global and Indian context. In order to ensure the quality of the study, the database was explored from the official reports, journals and other publications specified under Scopus and UGC care list of India. Further, the references specified in the relevant publications were also probed for a more inclusive research. In order to ensure the relevance in the present context, the study has focused majorly on the current literature. However, based on the substantial contribution, some articles of previous publications but significant importance have also been included in the research. The potential publications identified during this phase were included/excluded based on their relevance to the research objectives, credible publication sources, duplicity and influence (citations) in the field of

research (Browning and Rigolon, 2019). Out of 532 identified references, 276 were identified to be included in the screening process.

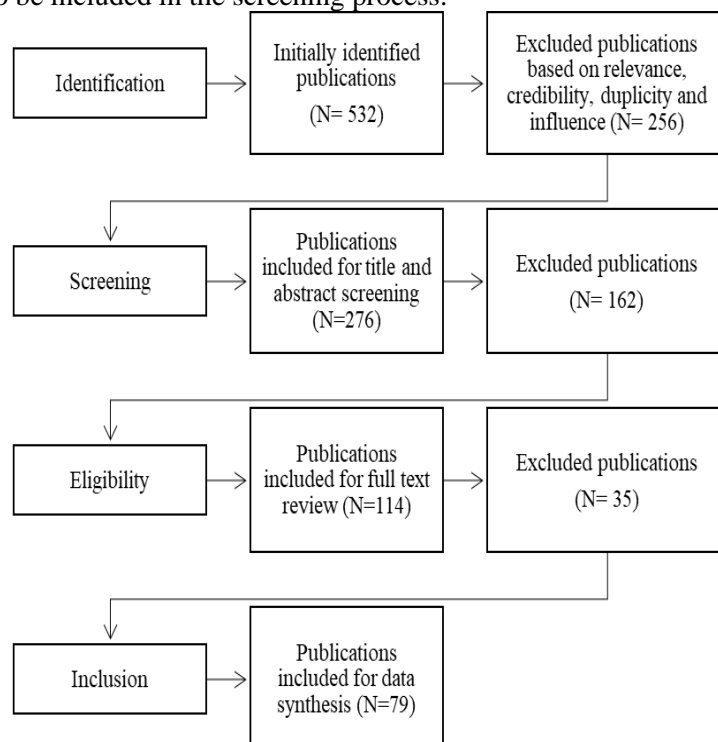


Figure 1: Structural Outline of the Literature Selection Process

Screening

During the second stage, the identified publications were further screened (based on their title and abstracts) for their specificity and relevance to the research objectives, and a total of 114 publications were selected for a full-text review.

Eligibility

The screened publications underwent the full-text review process where each article was thoroughly studied. Based on the recursive abstraction method (Polkinghorne and Taylor, 2022), the data gathered from selected sources were manually summarised and paraphrased under each sub-theme of the stated research. The data representing the interlinked sub-themes were also segregated and the irrelevant or duplicate references were further excluded from the research.

Inclusion

In the final phase, based on the above stated inclusion/ exclusion process, 79 relevant research publications were considered for the final synthesis of data in the current research.

III

RESULT AND DISCUSSION

Economic Challenges

India has the largest proportion of global population living in rural areas (United Nations, 2019) and holds the second position among the most populated countries (World Bank, 2020b). About 65 per cent of its population is rural (World Bank, 2020b) and dependent on agriculture as the main source of livelihood. With the presence of second largest global arable land (159.7 million hectares) and 15 major climates, the country is the world's leading producer of many spices, pulses, fruits, vegetables, and other cash crops. Furthermore, when compared to Asia and other developed countries, the country has a cost advantage in terms of production. At 2011-12 prices, the agricultural sector constitutes about 14 per cent of India's GDP (MOSPI, 2021) which is significantly higher than the global average of three per cent (World Bank, 2018). This contribution of agriculture to the Indian economy refers to agricultural and allied activities. However, the share will be higher if we extend this to the food and other agro- processing value chains (Chengappa, 2013).

The agriculture sector's share to GVA (Table 1) has been steadily decreasing, from 17.8 per cent in 2012-13 to 14.6 per cent in 2018-19. This is due to the fact that, whereas the overall GVA has increased by 6.7 per cent, the agriculture sector's GVA expanded by only 3.23 per cent. Agriculture, on the other hand, continues to play a vital part in the economy, employing over 44 per cent of the workforce. Except for the year 2018-19, the inflation rates based on implicit price deflators (Table 1) show that the farm sector's price rise has remained higher than the general price levels. According to (Holt-Giménez and Patel, 2009), rising food prices have a detrimental impact on the poor. This highlights the major challenge of sustaining growth in the agricultural sector while keeping the food price inflation within limits.

TABLE 1: GVA GROWTH RATES AND IMPLICIT PRICE DEFLATORS FOR AGRICULTURE
(AT 2011-12 PRICES)

Year	Total growth rate	GVA	Agriculture, forestry and fishing	Implicit price deflators (per cent)	
				Agricultural inflation rate	Total inflation rate
(1)	(2)		(3)	(4)	(5)
2012-13	5.4		1.5 (17.8)	9.9	7.7
2013-14	6.1		5.6 (17.8)	8.9	6.1
2014-15	7.2		-0.2 (16.5)	8.9	3.7
2015-16	8.1		0.6 (15.4)	5.7	1.1
2016-17	7.1		6.8 (15.2)	5.9	2.9
2017-18	6.4		5.9 (15.1)	4.9	4.2
2018-19	6.6		2.4 (14.6)	2.0	4.2
AAGR	6.7		3.23		

Source: Author's calculations derived from National Accounts Statistics 2020, MoSPI, GoI

Note: Figure in parentheses indicate share in GVA (per cent); AAGR = Average Annual Growth Rate (per cent)

The sector-wise employment trend in India (Table 2) indicates that between 2011-12 and 2017-18, the agricultural sector lost about 27 million jobs. Agriculture and

allied industries employ about 44 per cent of the workforce (2017-18), down from about 60 per cent in 1990-2000. About nine million people have gone unemployed from 2011-12 to 2017-18. This decline in jobs in the farm sector is not being compensated by the non – farm sector, particularly in the industrial sector, which has shown a declining trend from 2011-12 to 2017-18. (Mehrotra and Parida, 2019) have also reported this declining trend in the employment share of the agricultural and manufacturing sectors and have highlighted that the services sector is the only sector sustaining jobs (3 million per annum). However, the quality of jobs in this sector is primarily poor. Therefore, agriculture acquires a renewed importance for gainful employment, especially in the food processing industry. The study of Rangarajan, (1982) estimated that a one per cent increase in agricultural output tends to increase both the industrial output and national income by 0.5 per cent 0.7 per cent, respectively. The importance of agricultural growth on the non- farm industries have also been emphasised by (Johnston and Mellor, 1961; Kuznets, 1968). This is of no exception to India where the food processing industry holds 32 per cent of the food market and ranks fifth in terms of consumption, production, expected growth and export (USDA, 2018). According to an ASSOCHAM study (2017) by 2024, the Indian food processing sector can employ about nine million people (Thornton, 2017).

Therefore, despite a declining share of agriculture to GDP growth and employment generation, the sector remains critical to the Indian economy. The economic impact of agriculture has direct implications on the green growth policies of the country as the sector has further linkages to the non-farm sector. At present, the primary challenge is to identify ways to enhance agricultural productivity and sustain growth without letting food price inflation rise beyond acceptable limits. Moreover, the forward and backward linkages of the sector to different economic activities must be potentially identified, and efforts must be made to further develop the food processing industries. It will help create quality jobs and increase the country's export potential and economic growth.

TABLE 2: SECTOR-WISE EMPLOYMENT TREND IN INDIA

Year	Agriculture and allied sectors	Industry	Services	Others	(million) Total
(1)	(2)	(3)	(4)	(5)	(6)
1990-2000	237.67 (59.90)	44.05 (11.10)	94.20 (23.74)	20.84 (5.25)	396.76
2004-05	258.93 (56.60)	55.77 (12.19)	112.81 (24.66)	29.96 (6.55)	457.47
2009-10	243.21 (52.85)	48.54 (10.55)	112.33 (24.41)	56.10 (12.19)	460.18
2011-12	231.90 (48.89)	59.80 (12.61)	127.30 (26.84)	55.30 (11.66)	474.30
2017-18	205.30 (44.15)	56.40 (12.13)	144.40 (31.05)	58.90 (12.67)	465.00

Source: Author's calculations derived from NSS quinquennial rounds (2004-05 and 2011-12) and PLFS (2017-18) unit-level data.

Note: Figures in parentheses indicate percentages to the total in each category.

Social Challenges

The Sustainable Development Goals (SDGs) - Agenda 2030 aims at a world with zero poverty, zero hunger, healthy, well-nourished individuals and reduced inequality. Since India is expected to globally have the highest population (nearly 1.4 billion people) by the year 2027, it is imperative to consider the imminent population pressure (four times higher than China) on the country's natural resources. Despite being the world's second-substantial agrarian economy, 27.42 per cent of the global and 42.13 per cent of Asian malnourished individuals dwells in India (Table 3). This dilemma between the increasing production and persistent undernourishment has also been highlighted by (Grebmer *et al.*, 2020). Globally, India abodes 24.39 per cent of undernourished people, 30.90 per cent of stunted children and 28.64 per cent of the anaemic women. Worst, about half of the world's wasted children (50.50 per cent) are from India. The fact that 55.74 and 72.86 per cent of the stunted and wasted children, respectively in Asia are from India raises a serious question to the country's sustainable development.

TABLE 3: STATUS OF MALNOURISHED INDIVIDUALS

						(millions)
Sr. No.	Geographic entity	Under-nourishment in total population	Stunted children (below 5 years)	Wasted children (below 5 years)	Anaemic women (reproductive age between 15 to 49 years)	Total
(1)	(2)	(3)	(4)	(5)	(6)	(7)
1.	World	803.1	150.8	50.5	613.2	1617.6
2.	Asia	514.5	83.6	35	419.9	1053
3.	India	195.9	46.6	25.5	175.6	443.6
(i)	Percent to total population of world	24.39	30.90	50.50	28.64	27.42
(ii)	Per cent to total population of Asia	38.08	55.74	72.86	41.82	42.13

Source: FAO, IFAD, UNICEF, WFP and WHO. 2018. The State of Food Security and Nutrition in the World 2018.

The extent of malnutrition (Table 4) highlights that even though India has made significant progress over the past few years, it still requires some major policy interventions towards nutritional security, especially in the case of anaemic women. About half of the women in India are anaemic and the proportion has remained almost stagnant from the year 2012 (51.3 per cent) to 2016 (51.4 per cent). Another major alarming issue before the country is that 38.4 per cent and 21 per cent of its children below five years of age are stunted and wasted, respectively. This proportion of malnourished children and women in India is even higher than Asia and Africa. (Krishna *et al.*, 2018; Mosites *et al.*, 2017; Smith and Haddad, 2015) outlined poor

feeding to infants, low dietary diversity and nutrition among children and poverty as the pre-eminent reasons for stunting in South Asia. Singh, 2019 has also acknowledged this issue and has stressed that a tall, vibrant and sustainable India cannot exist on nutritionally less secured individuals particularly the women and children. (Chand, 2019) has highlighted that India needs to shift its policy interventions from food to nutritional security and from shortage management to surplus management.

TABLE 4: EXTENT OF MALNUTRITION

Sr. No.	Geographic entity	Under-nourishment in total population		Stunted children (under 5 years age)		Wasted children (under 5 years age)	Anaemic women (reproductive age between 15 to 49 years)	
		2004-06	2015-17	2012	2017	2017	2012	2016
(1)	(2)	(3)	(4)	(5)	(6)	(7)	(8)	(9)
1.	Asia	17.1	11.5	27.1	23.2	9.7	33.5	36.6
2.	Africa	21.3	19.6	32.6	30.3	7.1	37.7	37.7
3.	India	22.2	14.8	47.9	38.4	21.0	51.3	51.4

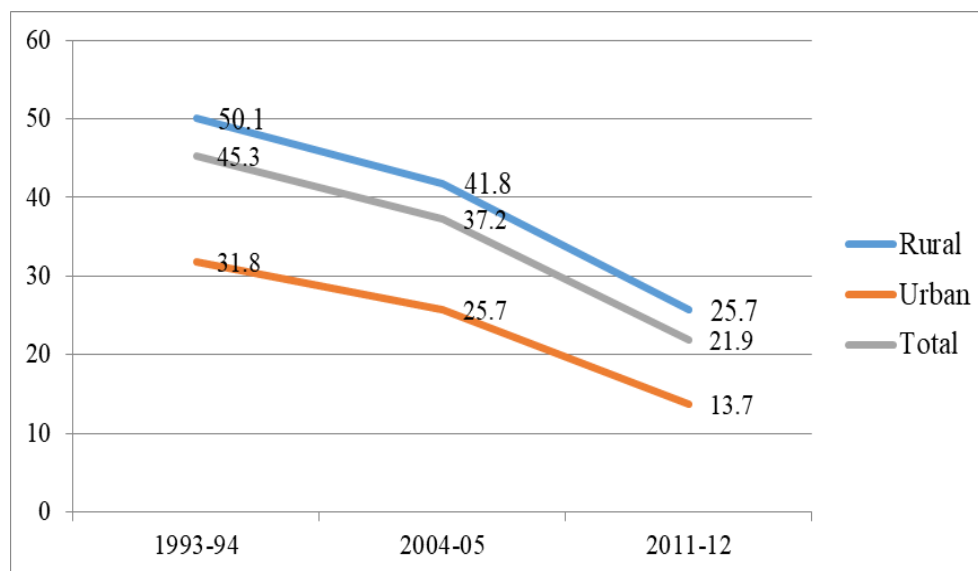
Source: FAO, IFAD, UNICEF, WFP and WHO. 2018. The State of Food Security and Nutrition in the World 2018.

One of the most challenging factors that India has to overcome is the level of income inequality and poverty. Rural India accounts for about 72 percent of the country's workforce and 68.8 per cent of its overall population, respectively (Census of India, 2011). According to (UNDESA, 2012), India is expected to remain rural until 2050. While the trend of poverty in India (Figure 2) has declined over the years, 21.9 per cent of Indians are still poor, with 25.7 percent and 13.7 per cent of the impoverished residing in rural and urban areas, respectively. Therefore, the implications of rural development to eradicate poverty from the country are very crucial. (Chakravorty *et al.*, 2019) discovered very high income inequality in India's agricultural industry, with a Ginni Coefficient of 0.6, and stated that the country's small landholders are more prone to debt traps as their consumption spending is more than their incomes. Therefore, agriculture is imperative for the green growth of India, as its leverage effects on the entire economy can enable employment and income generation to the poor while confining the rural-urban income gap (Lopes, 2015; Musvoto *et al.*, 2018). (Djurfeldt, 2013; de Janvry and Sadoulet, 2009; Kumar *et al.*, 2011; Loayza and Raddatz, 2010; Roy and Pal, 2002) have also identified agriculture as the preeminent instrument in alleviating poverty, particularly from the developing countries.

Environmental Challenges

The three primary focus areas for a sustainable and green environment must be quality air and optimum use of its existing water and land resources. According to

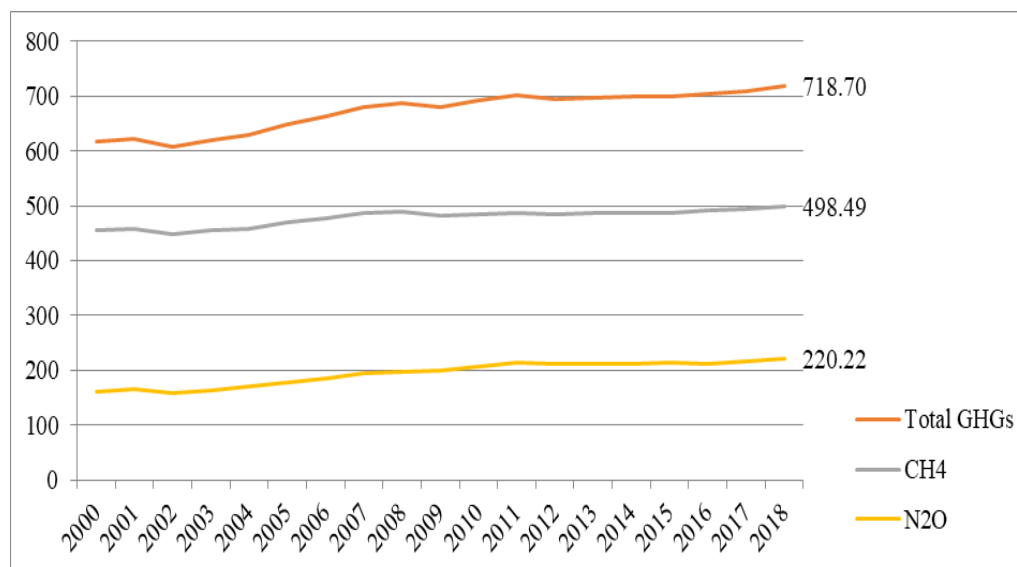
(WRI CAIT, 2017) the global GHGs emissions from the agricultural sector is highest in India (718.70 MtCO₂e), followed by China (672.87 MtCO₂e). Within the country,



Source: Expert Group Report, Planning Commission (2014) Planning; NSO, Ministry of Statistics and Programme Implementation.

Figure 2: Poverty Trend in India (per cent of poor)

the energy sector makes up 2.42 GtCO₂e (72.24 per cent) of the GHGs, followed by agriculture (21.45 per cent). Figure 3 represents that out of the total GHG emissions by the agricultural sector in the country, 69.36 per cent is due to CH₄ gas and the remaining 30.64 per cent comes from N₂O. According to (FAO, 2018), the major reasons for methane (CH₄) gas emissions are enteric fermentation (69.75 per cent), rice cultivation (23.56 per cent), manure management (5.99 per cent), burning of crop residues (0.66 per cent) and burning of savanna (0.04 per cent). Whereas N₂O is emitted by the synthetic fertilizers (49.67 per cent), manure left on pasture (29.22 per cent), crop residues (11.57 per cent), manures applied to soil (6.84 per cent), manure management (1.79 per cent), burning of crop residues (0.46 per cent), cultivation of organic soils (0.33 per cent) and burning of savanna (0.12 per cent). However, the substantial periodic and yearly fluctuations make it nearly impossible to establish an exact judgement (FAO, 2001). (Preety *et al.*, 2001) found that the less obvious consequences of air pollution had larger economic costs than the evident effects.



Source: World Resources Institute Climate Analysis Indicators Tool (WRI CAIT), 2018

Figure 3: Trends in GHG Emissions by Agricultural Sector in India (MtCO₂e)

Another key concern before India is ensuring optimal access to clean water for its growing population, livestock and agrarian needs. Agriculture is at the heart of the problem in this situation as well, and it will require significant transformations in the future. The groundwater depletion, salinization, waterlogging, and water pollution from pesticides, fertilisers, and livestock waste have all posed a growing concern to the country's water availability and quality. The country is accountable for sustaining water supply to over 18 per cent of the world's population from merely four per cent of the global freshwater sources (Central Water Commission, 2014). The agricultural sector utilizes about 80-90 per cent of total water in the country (Chand, 2019; Harsha, 2017) and groundwater irrigation covers more than half of its total irrigated area (Oza, 2007). However, more than 50 per cent area under cultivation is still without irrigation. About 90 per cent of the crops grown in the country (wheat, rice and sugarcane) are one of the most water consuming (Dhawan, 2017) and due to the prevalence of flood irrigation practices, the water use efficiency in the country is only around 30-35 per cent. (Amarasinghe *et al.*, 2007), have also reported very low efficiency (25-40 per cent) of the flood irrigation system.

Further India is projected to face a decline in the per capita availability of utilizable water resources by about 78 per cent by 2050, i.e., from 5247 m³ in 1951 to 1170 m³ by 2050 (Central Water Commission of India, 2015). Therefore, agriculture is of key importance in the efficient utilization of country's water resources with the efficient adoption of various supply side (watershed development, development of drainage system, etc.) and demand side (optimal crop plan, enhancement of water use efficiency, etc.) water management practices (Jain *et al.*, 2019). (Chand, 2019;

Chandrakanth *et al.*, 2013; Kumar and Palanisami, 2010) have further emphasised on the adoption of micro-irrigation on account of its more efficient water utilisation capacity, better yield and more net returns per unit volume of groundwater than the traditional irrigation practices. Increased plant water absorption capacity and availability, according to (Rockström and Barron, 2007), can maximise water usage particularly in rainfed conditions. However, policy interventions aimed at improving moisture retention and plant development must be in tandem with the soil management strategies (Bhattacharyya *et al.*, 2015; Rockström *et al.*, 2004).

Considering the fact that agriculture occupies almost half of the land in India, its implications on the preservation of biosphere and ecosystem, protection of habitat and landscapes, nutritional security, optimum use of land resources, quality of food, water and land and other socio-economic factors of farmers are of immense importance. Although the sector's contribution to India's GHG emission is increasing over the years, its potential to offset emissions from other sectors is of colossal importance. (Chand, 2019) has stated that the sector is having immense potential and is the best hope in the environmentally sustainable green growth

IV

CONCLUSION

The green economy aspires to promote economic growth while assuring social fairness, creating green employment, reducing poverty, improving resource usage efficiency, respecting ecological boundaries and scarcities, and safeguarding biodiversity and ecosystems. There is a need to re-think the growth strategies based on their impact on environmental sustainability and availability of resources, particularly to poor and vulnerable groups. The agricultural sector in India is critical for attaining the green economy's goals since it employs more than one-third of the world's small-scale farmers, who account for the great majority of the nation's famished, malnourished, and destitute. Agriculture is essential for securing the country's food security and nutrition in consonance with the agro-ecological backdrop. Considering the future demands of food and raw materials and the substantial contribution of agricultural sector in the country, the major challenge before us is to identify ways to enhance productivity while keeping the food price inflation within limits. Agricultural growth should not just focus on increasing output, but also on addressing associated economic, environmental and social concerns. The environmental pressures due to agricultural growth will tend to rise more in future and these should be addressed by technological change, policy reforms and suitable institutional responses. The future requires transformation rather than sustaining the agricultural sector with an emphasis towards achieving efficiency rather than growth, employment generation, nutritional security, management of surplus food and its equitable distribution. Furthermore, the use of climate-smart agricultural techniques such as precision agriculture and watershed management, as well as dynamic

agronomic practises such as diversification, integrated farming systems, and organic farming, will help the country transition to a green economy in tandem with sustainable agricultural growth.

REFERENCES

- Allen, C. (2012), "A guidebook to the Green Economy. Issue 2: Exploring green economy principles", *A Guidebook to the Green Economy*, No. 1, pp. 1–24.
- Amarasinghe, U.A., Shah, T., Turrall, H. and Anand, B.K. (2007), *India's Water Future to 2025-2050: Business-as-Usual Scenario and Deviations*, IWMI Research Report 123) International Water Management Institute. 47p..
- Barbier, E.B. (2012), "The green economy post Rio+20", *Science*, Vol. 338 No. 6109, pp. 887–888.
- Bhattacharyya, R., Ghosh, B.N., Mishra, P.K., Mandal, B., Rao, C.S., Sarkar, D., Das, K., *et al.* (2015), "Soil degradation in india: Challenges and potential solutions", *Sustainability (Switzerland)*, Vol. 7 No. 4, pp. 3528–3570.
- Browning, M.H.E.M. and Rigolon, A. (2019), "School green space and its impact on academic performance: A systematic literature review", *International Journal of Environmental Research and Public Health*, Vol. 16 No. 3, p. 429.
- Castañeda, A., Doan, D., Newhouse, D., Nguyen, M.C., Uematsu, H. and Azevedo, J.P. (2018), "A New Profile of the Global Poor", *World Development*, Vol. 101, pp. 250–267.
- Census of India. (2011), "Census of India, Primary Census Abstracts", *Registrar General of India, Ministry of Home Affairs, Government of India*, available at: <http://www.censusindia.gov>.
- Central Water Commision of India. (2015), *Water and Related Statistics. Water Resources Information System Directorate*, Directorate of Information System Organisation, water planning and projects wing Report, New Delhi, available at: <http://cwc.gov.in/sites/default/files/annual-report-cwc-2015-16.pdf>.
- Central Water Commission. (2014), *Guidelines For Improving Water Use Efficiency in Irrigation , Domestic & Industrial Sectors*, CWC, Ministry of Water Resources, Government of India., New Delhi.
- Chakravorty, S., Chandrasekhar, S. and Naraparaju, K. (2019), "Land Distribution, Income Generation and Inequality in India's Agricultural Sector", *Review of Income and Wealth*, Vol. 65 No. S1, pp. S182–S203.
- Chand, R. (2019), "Transforming Agriculture for Challenges of 21 st Century", *102 Annual Conference Indian Economic Association (IEA)*, Vol. 15, pp. 1–25.
- Chandrakanth, M.G., Priyanka, C.N., Mamatha, P. and Patil, K.K. (2013), "Economic benefits from micro irrigation for dry land crops in Karnataka", *Indian Journal of Agricultural Economics*, Vol. 68 No. 3, pp. 326–338.
- Chengappa, P.G. (2013), "Secondary agriculture: A driver for growth of primary agriculture in India", *Indian Journal of Agricultural Economics*, Vol. 68 No. 1, pp. 1–19.
- Christiaensen, L. and Lionel, D. (2007), *Down to Earth Agriculture and Poverty Reduction in Africa, Directions in Development- Poverty and Inequality*, Vol. 56, The World Bank Group, available at: <https://doi.org/10.1596/978-0-8213-6854-1>.
- Cook, S. and Smith, K. (2012), "Introduction: Green Economy and Sustainable Development: Bringing back the 'social'", *Development*, Vol. 55, pp. 5–9.
- Dercon, S. (2009), "Rural Poverty: Old Challenges in New Contexts", *The World Bank Research Observer*, Vol. 24 No. 1, pp. 1–28.
- Dhawan, V. (2017), *Water and Agriculture in India*, South Asia expert panel during the Global Forum for Food and Agriculture (GFFA).
- Djurfeldt, A.A. (2013), "African Re-Agrarianization? Accumulation or Pro-Poor Agricultural Growth?", *World Development*, Vol. 41 No. 1, pp. 217–231.
- FAO. (2001), *Global Estimates of Gaseous Emissions of NH₃ , NO and N₂O from Agricultural Land*, Rome.
- FAO. (2012), *Greening the Economy with Agriculture*, Rome, available at: <https://www.fao.org/3/i2745e/i2745e00.pdf>.
- FAO. (2017), *The Future of Food and Agriculture – Trends and Challenges*, Rome, available at: <https://www.fao.org/3/i6583e/i6583e.pdf>.
- FAO. (2018), *Emissions Due to Agriculture Global , Regional and Country Trends 2000-2018*, No. 18, Rome, available at: <https://www.fao.org/3/cb3808en/cb3808en.pdf>.
- FAO. (2020), *The State of Food and Agriculture 2020. Overcoming Water Challenges in Agriculture*, Rome, available at: <https://doi.org/10.4060/cb1447en>.
- FAO. (2021), *Land Statistics. Global, Regional and Country Trends, 1990–2018, FAOSTAT Analytical Brief Series No. 15.*, Rome, available at: <https://www.fao.org/documents/card/en/c/cb2860en/>.
- Ferrari, R. (2015), "Writing narrative style literature reviews", *Medical Writing*, Vol. 24 No. 4, pp. 230–235.

- Godfray, H.C.J., Beddington, J.R., Crute, I.R., Haddad, L., Lawrence, D., Muir, J.F., Pretty, J., *et al.* (2010), "Food security: The challenge of feeding 9 billion people", *Science*, Vol. 327 No. 5967, pp. 812–818.
- Grebmer, K. von, Bernstein, J., Wiemers, M., Acheampong, K., Hanano, A., Higgins, B., Ní, C.R., *et al.* (2020), "2020 Global hunger index: One decade to zero hunger, linking health and sustainable food systems", *Welthungerhilfe & Concern Worldwide*, No. November, pp. 1–80.
- Green, B.N., Johnson, C.D. and Adams, A. (2006), "Writing narrative literature reviews for peer-reviewed journals: secrets of the trade", *Journal of Chiropractic Medicine*, Vol. 5 No. 3, pp. 101–117.
- Harsha, J. (2017), "Micro-irrigation in India: An assessment of bottlenecks and realities", *Global Water Forum*.
- Holt-Giménez, E. and Patel, R. (2009), *Food Rebellions*, Pambazuka Press, Food First Books and Grassroots International.
- IFPRI. (2019), *2019 Global Food Policy Report*, Washington, D.C., available at: <https://doi.org/10.2499/9780896293502>.
- IMF. (2018), *India: 2018 Article IV Consultation - Press Release; Staff Report; and Statement by the Executive Director for India*, No. 18/254, Washington, D.C.
- IPCC. (2019), *Climate Change and Land: An IPCC Special Report on Climate Change, Desertification, Land Degradation, Sustainable Land Management, Food Security, and Greenhouse Gas Fluxes in Terrestrial Ecosystems*, available at: <https://www.ipcc.ch/srccl/download/>.
- Jain, R., Kishore, P. and Singh, D.K. (2019), "Irrigation in India: Status, challenges and options", *Journal of Soil and Water Conservation*, Vol. 18 No. 4, pp. 354–363.
- de Janvry, A. and Sadoulet, E. (2009), "Agricultural growth and poverty reduction: Additional evidence", *World Bank Research Observer*, Vol. 9 No. 25, pp. 1–20.
- Johnston, B.F. and Mellor, J.W. (1961), "The Role of Agriculture in Economic Development", *American Economic Association*, Vol. 51 No. 4, pp. 566–593.
- Kanza, P. and Vitale, J. (2015), "Agriculture in Developing Countries and the Role of Government: Economic Perspectives", *Agricultural and Applied Economics Association and Western Agricultural Economics Association Annual Meeting 2015*, San Francisco, CA, p. 23.
- Kell, D.B. (2011), "Breeding crop plants with deep roots: Their role in sustainable carbon, nutrient and water sequestration", *Annals of Botany*, Vol. 108 No. 3, pp. 407–418.
- Krishna, A., Mejía-Guevara, I., McGovern, M., Aguayo, V.M. and Subramanian, S. V. (2018), "Trends in inequalities in child stunting in South Asia", *Maternal and Child Nutrition*, Vol. 14 No. Suppl 4: e12517, pp. 1–12.
- Kumar, A., Kumar, P. and Sharma, A.N. (2011), "Rural poverty and agricultural growth in India: Implications for the twelfth five year plan", *Indian Journal of Agricultural Economics*, Vol. 66 No. 3, pp. 269–278.
- Kumar, D.S. and Palanisami, K. (2010), "Impact of Drip Irrigation on Farming System: Evidence From Southern India", *Agricultural Economics Research Review*, Vol. 23 No. December, pp. 265–272.
- Kuznets, S.S. (1968), *Toward a Theory of Economic Growth ; with Reflections on the Economic Growth of Modern Nations*, Norton Library, N429, Norton, New York.
- Lal, R. (2004), "Soil carbon sequestration impacts on global climate change and food security", *Science*, Vol. 304 No. 5677, pp. 1623–1627.
- Loayza, N. V. and Raddatz, C. (2010), "The composition of growth matters for poverty alleviation", *Journal of Development Economics*, Vol. 93 No. 1, pp. 137–151.
- Lopes, C. (2015), "Agriculture as Part of Africa's Structural Transformation", *Journal of African Transformation*, Vol. 1 No. 1, pp. 43–61.
- Mehrotra, S. and Parida, J.K. (2019), "Levels and Falling Non-agricultural Job Growth India's Employment Crisis : Rising Education Centre for Sustainable Employment", *CSE Working Paper*, Vol. 04 No. October, pp. 1–22.
- Meijerink, G. and Roza, P. (2007), *The Role of Agriculture in Economic Development.*, No. 4, *Markets, Chains and Sustainable Development Strategy and Policy Paper*, available at: <https://doi.org/10.2307/2229883>.
- Mensah, J. (2019), "Sustainable development: Meaning, history, principles, pillars, and implications for human action: Literature review", *Cogent Social Sciences*, Cogent, Vol. 5 No. 1, p. 1653531.
- Moher, D., Liberati, A., Tetzlaff, J., Altman, D.G. and The Prisma Group. (2009), "Preferred reporting items for systematic reviews and meta-analyses: The PRISMA statement", *PLoS Medicine*, Vol. 6 No. 7, p. e1000097.
- Mosites, E., Dawson-Hahn, E., Walson, J., Rowhani-Rahbar, A. and Neuhaus, M.L. (2017), "Piecing together the stunting puzzle: a framework for attributable factors of child stunting", *Paediatrics and International Child Health*, Vol. 37 No. 3, pp. 158–165.
- MOSPI. (2021), "Annual and Quarterly Estimates of GDP at constant prices, 2011-12 series", *National Accounts Data*, available at: <https://www.mospi.gov.in/web/mospi/download-tables-data/-/reports/view/templateOne/16701?q=TBDCAT>.
- Musvoto, C., Nortje, K., Nahman, A. and Stafford, W. (2018), *Green Economy Implementation in the Agriculture Sector Moving from Theory to Practice*, *SpringerBriefs in Agriculture*, Vol. 48.

- Musvoto, C., Nortje, K., De Wet, B., Mahumani, B.K. and Nahman, A. (2015), "Imperatives for an agricultural green economy in South Africa", *South African Journal of Science*, Vol. 111 No. 1–2, pp. 1–8.
- OECD. (2010), *Interim Report of the Green Growth Strategy: Implementing Our Commitment for a Sustainable Future*, Meeting of the OECD Council at Ministerial Level.
- Oza, A. (2007), "Irrigation Achievements and Challenges", *India Infrastructure Report*, pp. 178–209.
- Polkinghorne, M. and Taylor, J. (2022), "Recursive Abstraction Method for Analysing Qualitative Data", *Encyclopedia of Tourism Management and Marketing*, pp. 1–3.
- Preeti, J., Brett, C., Gee, D., Hine, R., Mason, C., Morison, J., Rayment, M., *et al.* (2001), "Policy challenges and priorities for internalizing the externalities of modern agriculture", *Journal of Environmental Planning and Management*, Vol. 44 No. 2, pp. 263–283.
- Rangarajan, C. (1982), "Agricultural growth and industrial performance in India", *International Food Policy Research Institute*, Vol. 33, p. 40.
- Ravallion, M., Chen, S. and Sangraula, P. (2008), *New Evidence on the Urbanization of Global Poverty. Background Paper for the World Development Report*, No. 4199, available at: <https://doi.org/10.1.1.564.314>.
- Rockström, J. and Barron, J. (2007), "Water productivity in rainfed systems: Overview of challenges and analysis of opportunities in water scarcity prone savannahs", *Irrigation Science*, Vol. 25 No. 3, pp. 299–311.
- Rockström, J., Folke, C., Gordon, L., Hatibu, N., Jewitt, G., Penning de Vries, F., Rwehumbiza, F., *et al.* (2004), "A watershed approach to upgrade rainfed agriculture in water scarce regions through Water System Innovations: An integrated research initiative on water for food and rural livelihoods in balance with ecosystem functions", *Physics and Chemistry of the Earth*, Vol. 29 No. 15–18 SPEC.ISS., pp. 1109–1118.
- Roy, B.C. and Pal, S. (2002), "Investment, agricultural productivity and rural poverty in India: A state-level analysis", *Indian Journal of Agricultural Economics*, Vol. 57 No. 4, pp. 653–678.
- Singh, R.B. (2019), "Agricultural Transformation: The Road to New India", *National Academy of Agricultural Sciences*, p. 636.
- Six, J., Conant, R.T., Paul, E.A. and Paustian, K. (2002), "Stabilization mechanisms of soil organic matter: Implications for C-saturation of soils", *Plant and Soil*, Vol. 241 No. 2, pp. 155–176.
- Smith, L.C. and Haddad, L. (2015), "Reducing Child Undernutrition: Past Drivers and Priorities for the Post-MDG Era", *World Development*, Vol. 68 No. 1, pp. 180–204.
- Snyder, H. (2019), "Literature review as a research methodology: An overview and guidelines", *Journal of Business Research*, Elsevier, Vol. 104 No. August, pp. 333–339.
- Söderholm, P. (2020), "The green economy transition: the challenges of technological change for sustainability", *Sustainable Earth*, Sustainable Earth, Vol. 3 No. 6, available at: <https://doi.org/10.1186/s42055-020-00029-y>.
- Thornton, G. (2017), "Food processing sector: Challenges and growth enablers", *Grant Thornton International*, Vol. 5 No. February.
- UNDESA. (2012), *World Urbanization Prospects: The 2011 Revision*, United Nations Department of Economic and Social Affairs/Population Division, New York (2012).
- UNEP. (2011), *Pathways to Sustainable Development and Poverty Eradication - A Synthesis for Policy Makers, Towards a GREEN Economy*, available at: www.unep.org/greeneconomy.
- UNEP. (2014), *A Guidance Manual for Green Economy Policy Assessment*, Geneva Nairobi.
- United Nations. (2019), *World Population Prospects 2019, Department of Economic and Social Affairs. World Population Prospects 2019*.
- USDA. (2018), *India's Food Processing Sector Poised for Growth Food Processing Ingredients India*, available at: [https://gain.fas.usda.gov/Recent GAIN Publications/Food Processing Ingredients_New Delhi_India_1-3-2018.pdf](https://gain.fas.usda.gov/Recent%20GAIN%20Publications/Food%20Processing%20Ingredients_New%20Delhi_India_1-3-2018.pdf).
- Voumik, L.C. and Shah, M.G.H. (2014), "A Green Economy in the Context of Sustainable Development and Poverty Eradication: What are the Implications for Africa?", *Journal of Economics and Sustainable Development*, Vol. 5 No. 3, pp. 119–131.
- Weick, V. (2016), "Green economy and sustainable development", *Waste Management and the Green Economy: Law and Policy*, Edward Elgar Publishing, pp. 121–150.
- World Bank. (2018), "Agriculture, Forestry, and Fishing, Value Added (% of GDP).", *World Bank National Accounts Data, and OECD National Accounts Data Files.*, available at: <https://data.worldbank.org/indicator/NV.AGR.TOTL.ZS>.
- World Bank. (2020a), "Employment in agriculture (% of employment) (modelled ILO estimate)", *World Bank, World Development Indicators*, available at: <https://data.worldbank.org/indicator/SL.AGR.EMPL.ZS>.
- World Bank. (2020b), "Rural population (% of total population)", *World Bank, World Development Indicators*, available at: <https://data.worldbank.org/indicator/SP.RUR.TOTL.ZS>.
- WRI CAIT. (2017), "Climate Analysis Indicators Tool (CAIT). Climate Data Explorer. 2017", *World Resources Institute*, available at: <http://cait.wri.org/>.