



*The World's Largest Open Access Agricultural & Applied Economics Digital Library*

**This document is discoverable and free to researchers across the globe due to the work of AgEcon Search.**

**Help ensure our sustainability.**

Give to AgEcon Search

AgEcon Search

<http://ageconsearch.umn.edu>

[aesearch@umn.edu](mailto:aesearch@umn.edu)

*Papers downloaded from **AgEcon Search** may be used for non-commercial purposes and personal study only. No other use, including posting to another Internet site, is permitted without permission from the copyright owner (not AgEcon Search), or as allowed under the provisions of Fair Use, U.S. Copyright Act, Title 17 U.S.C.*

*No endorsement of AgEcon Search or its fundraising activities by the author(s) of the following work or their employer(s) is intended or implied.*



## **Agricultural Economics Society**

---

### **97<sup>th</sup> Annual Conference 2023**

### **Full Programme**

---

## **The University of Warwick**

Check out our Twitter account @AgEconSoc. Feel free to Tweet your experiences at the Conference using #AES\_2023.



# Consumer demand for potatoes in Scotland during COVID-19 pandemic

Max Leslie and Cesar Revoredo-Giha<sup>1</sup>

## Abstract

Potatoes are a beneficial component of a healthy Scottish diet, when cooked healthily without excessive and potentially harmful additives. However, in recent decades fresh potato preparation has declined accompanied with an increase in consumption of potato-based convenience foods that may be higher in fat, sugar, and salt additives. Reduced time allocated by households towards cooking from scratch was identified in the existing literature as a potential causal factor for the decline in fresh potato consumption. The purpose of this paper is to empirically evaluate using differences in differences and data from a home-scanner dataset whether the advent of COVID-19 marked a deviation from this long-term trend in fresh potato consumption by providing households with an additional time endowment for exclusively domestic tasks, including cooking. The results did not find differences in the consumption patterns.

**Keywords:** Potato demand, COVID-19 pandemic, quasi-experimental methods, difference in difference analysis, home-scanner data.

---

<sup>1</sup> Leslie has an MSc in Food Security from the University of Edinburgh. This work was based on his MSc dissertation (maxjleslie@gmail.com). Revoredo-Giha is with Scotland's Rural College (SRUC), Peter Wilson Building, King's Buildings, West Mains Road, Edinburgh EH9 3JG, UK (cesar.revoredo@sruc.ac.uk). The topic of this paper is part of the work under the Strategic Research Programme 2022-27 of the Scottish Government Rural and Environment Science and Analytical Services (RESAS) division, Topic 4 (Food Supply and Security) and Topic 5 (Food and Drink Improvement).

## **Consumer demand for potatoes in Scotland during COVID-19 pandemic**

### **1. Introduction**

Potatoes have been a staple in Scottish cooking since their introduction to the British Isles in the 16th Century. Few of the Scottish population have not eaten potatoes in their lifetime, whether baked, boiled, mashed, roasted, fried or stewed. Stovies, potato scones, neeps and tatties, and rumbledethumps are just a few of the many famous, potato-based dishes from Scotland.

Potatoes are a beneficial component of a healthy Scottish diet, when cooked healthily without excessive and potentially harmful additives. The micronutrient content of potatoes remains relevant to public health in Scotland. Derbyshire (2018) found that, on average, adults in the UK were micronutrient deficient and lacked important minerals and vitamins in their diets. The predominant components of potato are water and polysaccharides (starch). However, despite Haynes et al. (2012) and Karpukhin & Keita (2020) finding variation between varieties, studies have demonstrated that potato tubers are a natural source of: (i) vitamin C, (ii) vitamins B1, B2 and B6, (iii) potassium, (iv) iron, (v) zinc, (vi) magnesium, (vii) folate, (viii) dietary fibre, and (ix) health-promoting phytochemicals, e.g., phenolics and carotenoids (Brown, 2005; Bethke & Jansky, 2008; Brown et al., 2008; Camire et al., 2009; Furrer et al., 2017; Beals, 2018). Weaver (2013) observed that potatoes are potentially the highest source of dietary potassium. These micronutrients are a vital component of a healthy diet and contribute towards prevention of various noncommunicable diseases.

The disparity between the high nutritional content of fresh potato crop and comparative unhealthy potato-based meals in Scotland results primarily from the cooking stage. Studies have indicated that the application of alternative cooking methods can significantly impact the micronutrient content of cooked potato (Blessington et al., 2010; Zaheer & Akhtar, 2016; Furrer et al., 2017; Robertson et al., 2018). Yang et al. (2016) found that micronutrient content is maximised when potatoes are roasted, baked, or microwaved. These findings are concurrent with recommendations from Fearne (1992) and Richards et al. (1997) that suggested microwaving as an effective technique for households to affordably prepare fresh potatoes at home. Bethke & Jansky (2008) and Robertson et al. (2018) both observed that, to minimise the potential risk of leaching of water-soluble minerals, potatoes ought to be boiled whole. Although potatoes are frequently peeled for aesthetic and/or textural reasons, Andre et al. (2016)

found that potato skins contain a significant proportion of the tuber's micronutrients and dietary fibre. The result of these findings indicate that Scottish public health policy must continue to focus educational directives towards improved methods of at-home potato preparation in addition to reducing relatively unhealthy flavour additives.

Currently, the potato-based products that are frequently consumed in Scotland are linked with increased risk of obesity and other diet-related negative health outcomes. Fresh potatoes, prior to cooking, are low in sodium, monosaccharides (sugars), and fats (Gibson & Kurilich, 2013). Fat, sugar, and salt additives are less harmful when combined in moderation. However, the food environment in Scotland, through a combination of consumer demand pressure and competitive producer output, contains potato-based products with high calorific density that generate negative externalities in consumption (Cummins & Macintyre, 2006). These externalities constitute socioeconomic costs to both households and the NHS that are relatively higher for lower-income groups. The Food Standards Agency in Scotland (FFS) have highlighted that the potato-based products most popular amongst Scottish consumers, e.g., oil-fried chips and crisps with flavourings, were too high in added fats, salts, and sugars (McLean et al., 2018). Further, Lacy & Huffman (2016), Zaheer & Akhtar (2016) and McFadden & Huffman (2017) all have emphasised that the presence of acrylamide, a potential carcinogen produced when potatoes are fried at very high temperatures, could indicate that these frequently consumed potato products are harmful regardless of additives. Given that chips and crisps are commonly consumed both inside and outside the home in Scotland, it must be acknowledged that potatoes in their currently consumed form are a significant contributor to overnutrition in Scotland. This is supported by Dogbe & Revoredo-Giha (2021) that found substitution by households away from fresh potatoes towards processed alternatives worsened expected dietary nutritional content.

The main motivation behind this paper is that in recent decades fresh potato preparation has declined inside the home alongside an increase in consumption of potato-based convenience foods that may be higher in fat, sugar, and salt additives. For the purpose of this study fresh potatoes sold at retail are defined as uncooked, whilst processed potatoes are higher convenience substitutes that are partially or entirely cooked. A commonly cited definition of "convenience" is provided by Traub & Odland (1979) which consider that it encompasses any fully or partially prepared foods in which

significant preparation time, culinary skills, or energy inputs have been transferred from the home kitchen to the food processor and distributor.

Government intervention to date has been ineffective at eliminating the negative impact trend on the consumption of fresh potatoes. The Scottish Government currently pursues multiple, interconnected policies to address food insecurity, food poverty, and poor dietary outcomes in Scotland. To some extent it has failed to pursue an appropriate, unified approach to contend the issues generated by the free market for potato consumption in Scotland.

Reduced time allocated by households towards cooking from scratch was identified in the existing literature as a potential causal factor for the decline in fresh potato consumption. Several papers have indicated that one of the effects of the COVID-19 pandemic has been to transfer time between activities liberating time for cooking (e.g., Griffiths et al., 2022).

The purpose of this paper is to empirically evaluate whether the advent of COVID-19 marked a deviation from this long-term trend in potato consumption by providing households with an additional time endowment for exclusively domestic tasks, including cooking. To that purpose this paper utilises a quasi-experimental approach and intends to evaluate the short-term impact of COVID-19 on the consumption of potatoes in Scotland.

The structure of this paper is as follows: it starts providing evidence about the evolution of fresh potato and processed potato consumption, followed by reasons advanced by the literature of behind these trends. Next section summarises the impacts of COVID-19 on the Scottish food environment. The following two sections outlines the empirical approach and presents and discuss the results. The final section concludes.

## **2. Decline in at-home fresh potato consumption**

Fresh potatoes have decreased in popularity for home preparation amongst UK households over the last 50 years.<sup>2</sup> Survey data on average potato consumption in the UK, provided by the DEFRA Family Food dataset, are displayed in Figure 1.

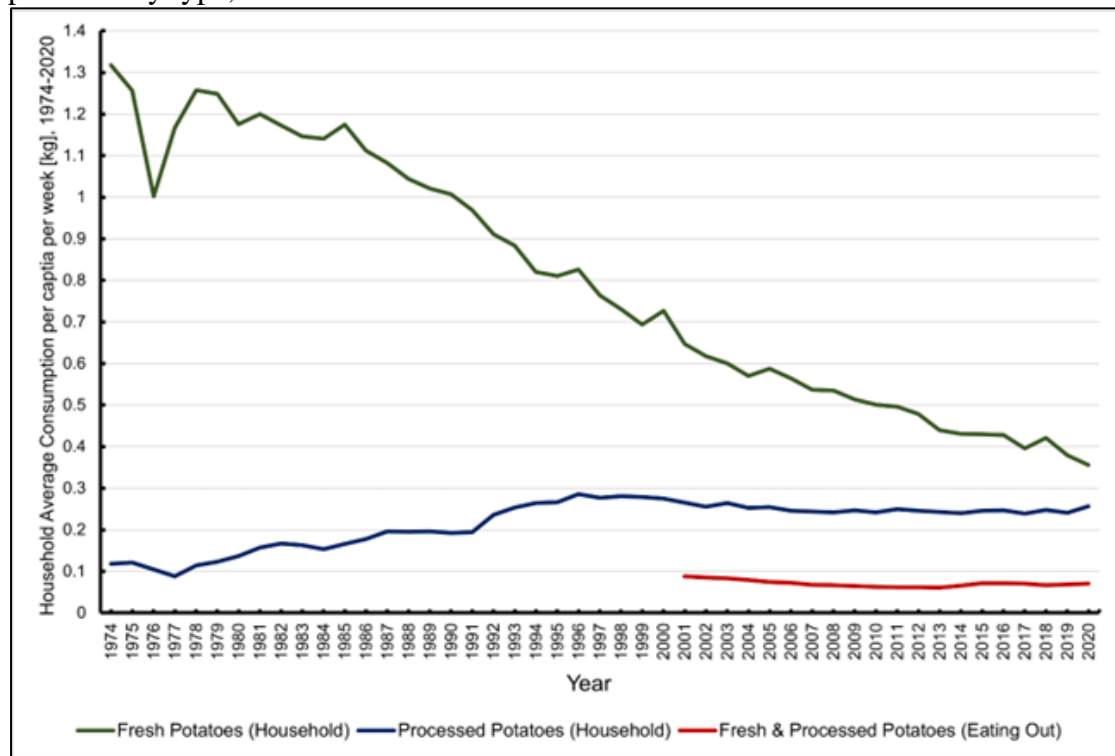
As shown in Figure 1, fresh potato consumption in the UK has experience a sustained decline in recent decades, whilst the demand for processed potato alternatives increased

---

<sup>2</sup> As the consumption trends between UK and Scottish households are very similar (based on data since 2000), here information for the UK is presented as it is available since 1974.

to the late 1990s and has plateaued since. The continued decrease in fresh potato demand, without a sustained substitution towards processed potatoes or out-of-home consumption, supported the wider literature that an overall fall in the frequency of potato consumption has been observed in the UK.

Figure 1 – United Kingdom - Evolution of the average potato consumption per capita per week by type, 1974-2020.



Notes: Data collection for “Fresh & Processed Potatoes (Eating Out)” commenced in 2001. “Processed Potatoes” defined as including crisps, potato-based snacks, canned potatoes, oven chips and takeaway chips, and instant potato. “Processed Potatoes” included both frozen and unfrozen products.

Source: Own elaboration based on data provided by DEFRA.

Existing studies have evaluated possible explanations for the international decline in potato demand. Jones & Ward (1989) and McCracken & Marotz (1989) identified that increasing household monetary income, changing structure of the traditional workweek, and additional overtime pay are economic factors that have contributed towards a fall in home cooking of fresh potatoes. McCracken & Marotz (1989), Fearn (1992), Richards et al. (1997) and Fernqvist et al. (2015) all found that increased time devoted to wage labour, particularly with increased female participation in the labour force, reduced household time spent cooking potato dishes from fresh ingredients. This

effect was higher amongst individuals who valued the economic utility gained from cooking less.

It is important to note that the literature is unclear about the health and nutritional perception of potato, with studies finding contradicting results (McCracken & Marotz, 1989; Fearne, 1992; Richards et al., 1997; Stubenitsky & Mela, 2000; Jemison et al., 2008). Fearne (1992) and Monteleone et al. (1997) observed that respondents reported potatoes were comparatively “old fashioned” and “dull”, respectively. This is supported by Richards et al. (1997) and Fernqvist et al. (2013), who found a strong substitution away from potatoes towards rice, pasta and bread as the primary sources of starchy carbohydrates for younger consumers. Changing consumer tastes have influenced the fall in potato consumption. Overall, it may be summarised that both economic and noneconomic factors have contributed to the change in fresh potato demand.

In contrast to fresh potatoes, processed potato products, i.e., potato-based convenience foods, have increased in popularity in the UK and Scotland. Increased demand for convenience in potato consumption has been observed in multiple studies (Jones & Ward, 1989; McCracken & Marotz, 1989; Guenthner et al., 1991; Fearne, 1992; Richards et al., 1997; Riley, 2010; Fernqvist et al., 2013). This is concurrent with the review provided by Plessz & Étilé (2018) that, despite greater media attention for professional and amateur cooking in recent decades, there has been a ubiquitous fall in time devoted to cooking from fresh ingredients in western economies. Richards et al. (1997) also found that consumers were less likely to adopt new technologies or improved preparation techniques to reduce time spent cooking fresh potatoes when the demand for leisure time increased. Additionally, there has been a general move away from consuming potato-based meals at home. Multiple studies have found that consumers find the greatest convenience in purchase of restaurant and takeaway meals (Jones & Ward, 1989; Guenthner et al., 1991; Darian & Cohen, 1995; Richards et al., 1997; Candel, 2001; Fernqvist et al., 2015). Increased affordability of out-of-home consumption has likely reduced retail demand for both fresh and processed potatoes, prior to the advent of COVID-19. Overall, existing evidence suggests that processed potato demand has increased partially as a result of reduction of consumer interest in cooking fresh potatoes.

The increasing allocation from fresh potatoes to convenience potato products can be understood using the time allocation model developed by Gary Becker and extended by



Gronau (Becker, 1965; Gronau, 1977), which is the theoretical framework for behind this study.

This theory on household decision-making on time distribution between market, nonmarket, and leisure activities has had a profound impact on many sectors within the economic literature. Becker countered previous economic approaches by weakening the assumption that households can only maximise utility through the allocation of time to wage labour or unpaid leisure/rest. Becker argued that households can allocate time to unpaid production of nonmarket goods that generate utility, including the preparation of home-cooked meals. Market goods, purchased with monetary income earned from traditional labour markets, therefore can be enhanced by home production or consumed directly. This adaptation generated a single budget constraint encompassing both the purchase price of commodities and time input required prior to consumption. Goods-intensive products require a higher monetary income but can be consumed with minimal time input by households. The opportunity cost of forgone wage earnings constitutes the shadow price of time assigned to household tasks by substituting towards time-intensive products (Reid, 1963; Griffiths et al., 2022). Existing studies, including Becker's original paper, have applied a similar theoretical framework to meal preparation within the home (Becker, 1965; Candel, 2001; Florkowski et al., 2000; Vernon, 2005; Jabs et al., 2006; Olsen & Mai, 2012).

The COVID-19 pandemic, the consequent lockdown and the disruption on the households' time allocation allows to test the importance of changes to time allocation within the household for food preparation and subsequent impact on potato consumption.

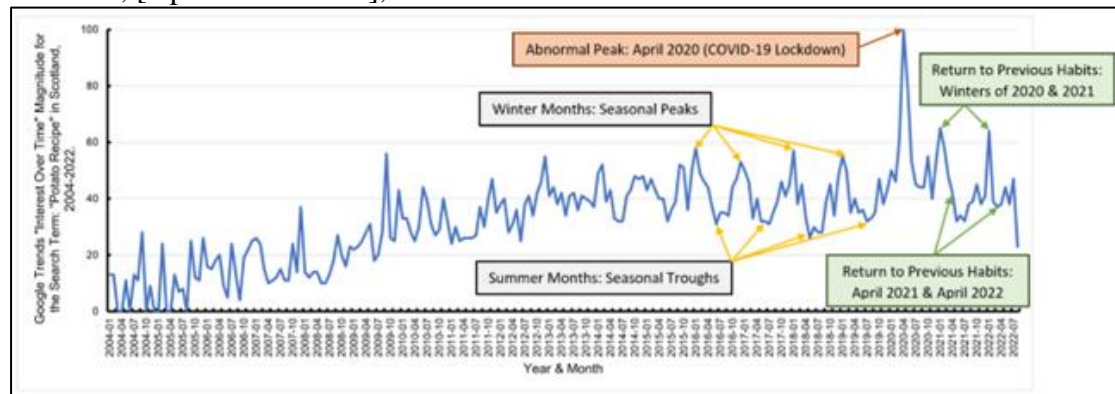
### **3. Impact of COVID-19 in Scotland**

The COVID-19 epidemic has had a profound and predominantly negative impact on the Scottish economy. A contraction in economic growth, decline in social welfare and mental health, reported increases in food insecurity, and worsened dietary outcomes have been observed as some of the potential consequences in Scotland of the COVID-19 pandemic (The Scottish Government, 2020). The advent of COVID-19 may have exacerbated existing socioeconomic issues in Scotland resulting from the Brexit transition period. For the purpose of this study, preCOVID refers to the period before the arrival of COVID-19 in Scotland and postCOVID refers to the period thereafter (i.e., after March 2020).

To contend the rapid contagion of the disease throughout the population, governments throughout Europe, including the UK, implemented a series social protection policies including: (i) restrictions on non-essential travel, (ii) closure of non-essential businesses and schools, (iii) prevention of public and private gatherings, and (iv) recommendations to stay at home. Existing studies have analysed the response of food supply chains and consumer behaviour to this unanticipated shock to the food environment in both the UK and abroad (Bhutani et al., 2020; FSS, 2020; Pietrobelli et al., 2020; Romeo-Arroyo et al., 2020; Ruiz-Roso et al., 2020; Scarmozzino et al., 2020; Armstrong et al., 2021; Revoredo-Giha & Russo, 2021). This study contributes to the wider literature through attempting to obtain quantitative evidence that the advent of COVID-19 significantly impacted household purchases of potatoes in Scotland.

Preliminary observation highlighted that UK Government containment measures in response to the COVID-19 epidemic may have stimulated a short-term, immediate change to the established habits for home preparation of potatoes in Scotland. Figure 3 displays indexed time series data on the popularity of the search term “potato recipe” in Scotland on Google Search Engine, [April 2020 = 100], 2004-2022. “Potato recipe” was assumed to exclusively indicate demand for cooking of potatoes at home from fresh ingredients.

Figure 2 – Time Series of Google Trends Search Popularity for “Potato Recipe” in Scotland, [April 2020 = 100], 2004-2022.



Notes: Textboxes and arrows added by the author. The definition for “Interest Over Time” magnitude provided by Google: “Numbers represent search interest relative to the highest point on the chart for the given region and time. A value of 100 is the peak popularity for the term. A value of 50 means that the term is half as popular. A score of 0 means that there was not enough data for this term.”

Source: Own elaboration based on data provided by Google Trends.

Seasonality in the data indicated that Scottish households have typically preferred to cook potato-based dishes more during the winter months (November-March) than

during summer months (April-August). However, the contra-seasonal peak in April 2020 demonstrated a significant increase in interest (approximately 120% higher search frequency than prior April average) for domestic preparation of fresh potato dishes during the first COVID-19 lockdown period. This represented significant qualitative evidence in support of this study's primary objective to demonstrate that the postCOVID period marked a deviation from prior trends.

## **2. Empirical work**

### **2.1 Data**

This study utilised household consumer purchasing panel data sourced from Kantar Worldpanel within the timeframe, 01/01/2019 to 31/12/2020 for Scotland. Each participating household was uniquely identified by a numerical code that remained consistent over the timeframe. Households recorded their expenditure and quantity of food items purchased at retail outlets using a scanner to record the Universal Product Code of items purchased at retail.

From the 1,912 households in the dataset, data from 978 other households were removed to ensure that the households were observed before and after the COVID-19 episode (March-2020); this left 934 households for the analysis.

### **2.2 Methodology**

The main investigated question in this paper is whether the labour market shocks during the COVID period impacted household time allocation and monetary resources for cooking fresh potatoes and/or convenience potato products.

The above question was investigated using a quasi-experimental method, i.e., differences-in-differences regression with nonretired households as the treatment group and retired households as the control group.

A basic two-period difference-in-differences model with equal treatment timing was selected, with NONRETIRED as the treatment group and RETIRED as the control group. It was assumed that exclusively NONRETIRED households were directly exposed to labour market shocks to satisfy the necessary conditions for this natural experiment.

A basic two-period theoretical model for average consumption of fresh potatoes per household for each subgroup is:

$$\overline{FRESH}_{subgroup,t} = \mu_0 + \mu_1 COVID_{subgroup,t} + \overline{\varepsilon}_{subgroup,t} \quad (1)$$

Where:  $\overline{FRESH}_{subgroup,t}$  is the average quantity purchased, in kg, per capita per week of fresh potato products per household for group  $subgroup$  ( $subgroup = \text{NONRETIRED}$ , or  $\text{RETIRED}$ ) in period  $t$  ( $t = 19$ , or  $20$ ),  $COVID_{subgroup,t}$  is a binary variable ( $=1$  when  $t = 20$ ,  $=0$  otherwise) and acts as a proxy for the impact of COVID-19 on households in each subgroup in 2020, and  $\overline{\varepsilon}_{subgroup,t}$  is the average error term for group  $subgroup$  in period  $t$ . Equation (1) can be expressed for each period as (where 19 indicates the preCOVID and 20 the postCOVID period):

$$\overline{FRESH}_{subgroup,19} = \mu_0 \quad (2)$$

$$\overline{FRESH}_{subgroup,20} = \mu_0 + \mu_1 COVID_{subgroup,20} \quad (3)$$

Where  $COVID_{subgroup,19}$ ,  $\overline{\varepsilon}_{subgroup,19}$ , and  $\overline{\varepsilon}_{subgroup,20}$  equal zero and are omitted. Subtracting Equation (2) from equation (3) yields the average first-difference for each subgroup as follows:

$$\Delta \overline{FRESH}_{subgroup} = (\overline{FRESH}_{subgroup,20} - \overline{FRESH}_{subgroup,19}) \quad (4)$$

Which can be expressed for each subgroup as:

$$\Delta \overline{FRESH}_{RETIRED} = (\overline{FRESH}_{RETIRED,20} - \overline{FRESH}_{RETIRED,19}) \quad (5.a)$$

$$\Delta \overline{FRESH}_{NONRETIRED} = (\overline{FRESH}_{NONRETIRED,20} - \overline{FRESH}_{NONRETIRED,19}) \quad (5.b)$$

Where  $\Delta \overline{FRESH}_{NONRETIRED}$  and  $\Delta \overline{FRESH}_{RETIRED}$  are the average changes in consumption of fresh potatoes for NONRETIRED and RETIRED households, respectively. First-differencing controlled for household fixed effects. The estimator for the difference-in-differences was obtained by subtracting equation (5.a) from (5.b). The estimator for the difference-in-differences coefficient is:

$$\hat{\eta}_3^{diff-in-diff} = (\Delta \overline{FRESH}_{NONRETIRED} - \Delta \overline{FRESH}_{RETIRED}) \quad (6)$$

The coefficient  $\eta_3$  can be obtained and tested via the following estimator outlined by Wooldridge (2015):

$$\widehat{FRESH}_{i,t} = \eta_0 + \eta_1 COVID_t + \eta_2 NONRETIRED_i + \eta_3 COVID \cdot NONRETIRED_{i,t} + \varepsilon_{i,t} \quad (7)$$

Where:  $\widehat{FRESH}_{i,t}$  is the estimation of the quantity purchased, in kg, per capita per week of fresh potato products for household  $i$  ( $i = 1, \dots, 934$ ) in period  $t$  ( $t = 19$ , or  $20$ ),  $COVID_t$  is a binary variable ( $=1$  when  $t = 20$ ,  $=0$  otherwise) and controls for wider impact of COVID-19 on all households in 2020,  $NONRETIRED_i$  is a binary variable ( $=1$  if household is in the subgroup NONRETIRED,  $=0$  otherwise) and controls for pre-existing differences in

preferences for fresh potatoes between the two subgroups,  $COVID \cdot NONRETIRED_{i,t}$  is a binary interaction variable (=1 if household is in subgroup NONRETIRED and  $t = 20$ , =0 otherwise) and acts as a proxy for the impact of COVID-19 on wage labour markets in 2020, and  $\varepsilon_{i,t}$  is the error term for household  $i$  in period  $t$ .

Estimator (7) controls for the time trend ( $COVID_t$ ) and inter-subgroup difference ( $NONRETIRED_i$ ) and so the coefficient  $\eta_3$  isolates the impact of labour market shocks on the demand for fresh potatoes in the postCOVID period. Failure to reject the null hypothesis would indicate insufficient evidence from the data that labour market changes in Scotland significantly impacted the demand for fresh potatoes during the postCOVID period. Owing to considerable qualitative evidence on the increased interest in cooking from predominantly working-age households, the author predicted that  $\eta_3$  would be positive. Equation (7) was adjusted to evaluate the impact of labour market shocks on the demand for processed potatoes as in (8):

$$PROCESSED_{i,t} = v_0 + v_1 COVID_t + v_2 NONRETIRED_i + v_3 COVID \cdot NONRETIRED_{i,t} + \varepsilon_{i,t} \quad (8)$$

### 3. Results

A basic summary of the paired  $t$ -tests and difference-in-differences estimations for fresh and processed potato consumption is displayed in Table 1.

Table 1–Fresh and Processed Potato Consumption, Summary of Difference-in-Differences with No Additional Controls

	Panel A. Fresh Potato Consumption (kg / per capita/ week)			Panel B. Processed Potato Consumption (kg / per capita/ week)		
	pre- COVID (1)	post- COVID (2)	Difference (post-pre) (3)	pre- COVID (4)	post- COVID (5)	Difference (post-pre) (6)
<i>subgroup</i> = NONRETIRED	2.81	3.18	0.37***	1.48	1.70	0.23***
[Treatment Group]	(0.09)	(0.10)	(0.05)	(0.06)	(0.06)	(0.03)
<i>subgroup</i> = RETIRED	2.98	3.12	0.13	1.13	1.15	0.03
[Control Group]	(0.19)	(0.20)	(0.13)	(0.10)	(0.08)	(0.06)
Difference-in- differences			0.24 (0.32)			0.20 (0.18)

Notes: pre-COVID ( $t = 19$ ) defined as the 13 subperiods from 01/01/2019 to 31/12/2019. post-COVID ( $t = 20$ ) defined as the 13 subperiods from 01/01/2020 to 31/12/2020. post-COVID period included subperiods prior to COVID-19 lockdown containment measures legally enforced to include impact of COVID-19 on food purchases prior to lockdown date, 26/03/2020, and ensure de-seasonalised data. Treatment group (*subgroup* = NONRETIRED) defined as households in LIFESTAGE(S) “1”, “2”, “3”, “4”, “5”, and “6” (see Table 3). Control group (*subgroup* = RETIRED) defined as households in LIFESTAGE “7” (see Table 3). Potato consumption as average quantity [kg] purchased per capita per week at household level. Column (3) displays the results for paired  $t$ -tests for difference of means of FRESH between pre-COVID and post-COVID for NONRETIRED and RETIRED households, respectively, and the coefficient on the interaction term in Estimator (18). Column (6) displays the results for paired  $t$ -tests for difference of means of PROCESSED between pre-COVID and post-COVID for NONRETIRED and RETIRED households, respectively, and the coefficient on the interaction term in Estimator (21). Standard errors are in parentheses.

\* Significant at the 10 percent level.

\*\* Significant at the 5 percent level.

\*\*\* Significant at the 1 percent level.

Source: Own elaboration based on data provided by Kantar Worldpanel.

NONRETIRED households significantly increased the consumption of both fresh,  $t(762) = -7.21$ ,  $p < .01$ , and processed,  $t(762) = -7.74$ ,  $p < .01$ , potatoes during the postCOVID period. There was a non-significant increase in both fresh,  $t(170) = -1.29$ ,  $p = .20$ , and processed,  $t(762) = -0.43$ ,  $p = .67$ , potato consumption for RETIRED households. COVID-19 only significantly impacted potato demand for NONRETIRED households.

The full regression results for the difference-in-differences estimations are displayed in Table 2. There was a non-significant difference in the increase of fresh,  $t(1,867) = 0.76$ ,  $p = .45$ , and processed,  $t(1,867) = 1.11$ ,  $p = .27$ , potato consumption between the two subgroups. The coefficients of interest remained non-significant with the addition of controls for a possible substitution effect. These findings fail to confirm the prediction that labour market shocks in the postCOVID period significantly impacted NONRETIRED households' demand for potatoes in 2020.

Table 2 – Difference-in-Differences Regression Estimates, Fresh and Processed Potato Consumption

Independent Variable	Panel A. Dependent variable: FRESH		Panel B. Dependent variable: PROCESSED	
	(1)	(2)	(3)	(4)
CONSTANT	2.98 (0.20)	2.75 (0.21)	1.13 (0.12)	0.93 (0.12)
COVID	0.13 (0.29)	0.13 (0.28)	0.03 (0.16)	0.02 (0.16)
NONRETIRED	-0.17 (0.22)	-0.25 (0.22)	0.35 (0.13)	0.36 (0.13)
COVID•NONRETIRED	0.24 (0.32)	0.20 (0.31)	0.20 (0.18)	0.19 (0.18)
Other controls	No	PROCESSED	No	FRESH
Number of Households	934	934	934	934
Observations	1,868	1,868	1,868	1,868
R-Squared	<0.01	0.02	0.02	0.03

Notes: CONSTANT defined as the average of the dependent variable(s) for RETIRED subgroup in 2019, (pre-COVID). COVID defined as binary categorical variable; =1 for observations from 01/01/2020 to 31/12/2020 ( $t = 20$ ), =0 for observations from 01/01/2019 to 31/12/2019 ( $t = 19$ ). Post-COVID period included subperiods prior to COVID-19 lockdown containment measures legally enforced to include impact of COVID-19 on food purchases prior to lockdown date, 26/03/2020, and ensure de-seasonalised data. NONRETIRED defined as binary categorical variable; =1 for observations in treatment group, =0 for observations in control group. Treatment group defined as households in LIFESTAGE(S) “1”, “2”, “3”, “4”, “5”, and “6” (see Table 3). Control group defined as households in LIFESTAGE “7” (see Table 3). Potato consumption defined as average quantity [kg] purchased per capita per week at household level. COVID•NONRETIRED defined as binary interaction variable; =1 for observations in both post-COVID period and NONRETIRED subgroup, =0 otherwise. COVID•NONRETIRED is the interaction term in Estimators (18) and (21) and corresponding values are the coefficients of interest for the difference-in-differences estimations. Columns (1) and (3) do not include control variables. Columns (2) and (4) include controls for possible substitution effect between fresh and processed potato consumption. Standard errors are in parentheses.

\* Significant at the 10 percent level.

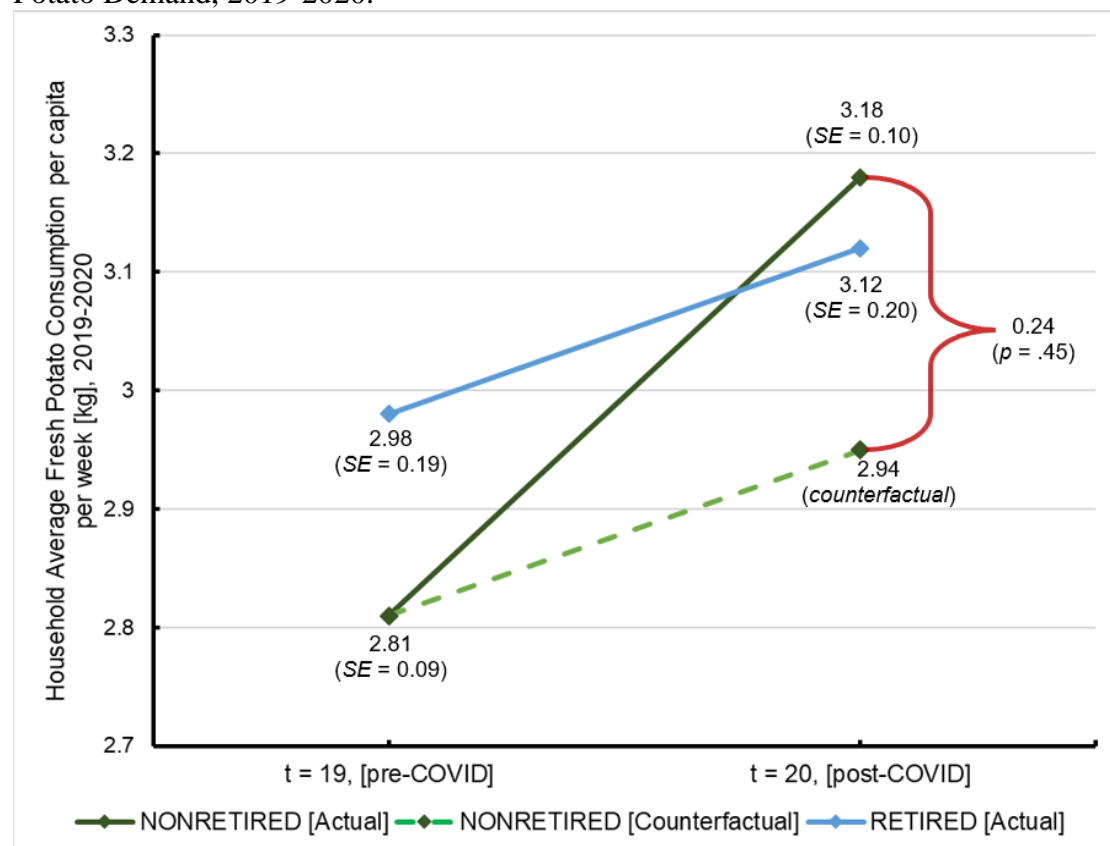
\*\* Significant at the 5 percent level.

\*\*\* Significant at the 1 percent level.

Source: Own elaboration based on data provided by Kantar Worldpanel.

Graphical representations of the difference-in-differences estimations, with no controls, are shown in Figures 3 and 4. The dashed lines correspond to the counterfactual change in potato demand if the parallel trends assumption held. The model predicted that NONRETIRED households would have consumed on average, per capita per week, 2.94kg of fresh (7.5% less than observed) and 1.50kg of processed (11.8% less than observed) potatoes in 2020 if they had not been impacted by labour market changes. Graphical analysis alone could falsely conclude that there was a significant difference in the increase of potato consumption between the subgroups.

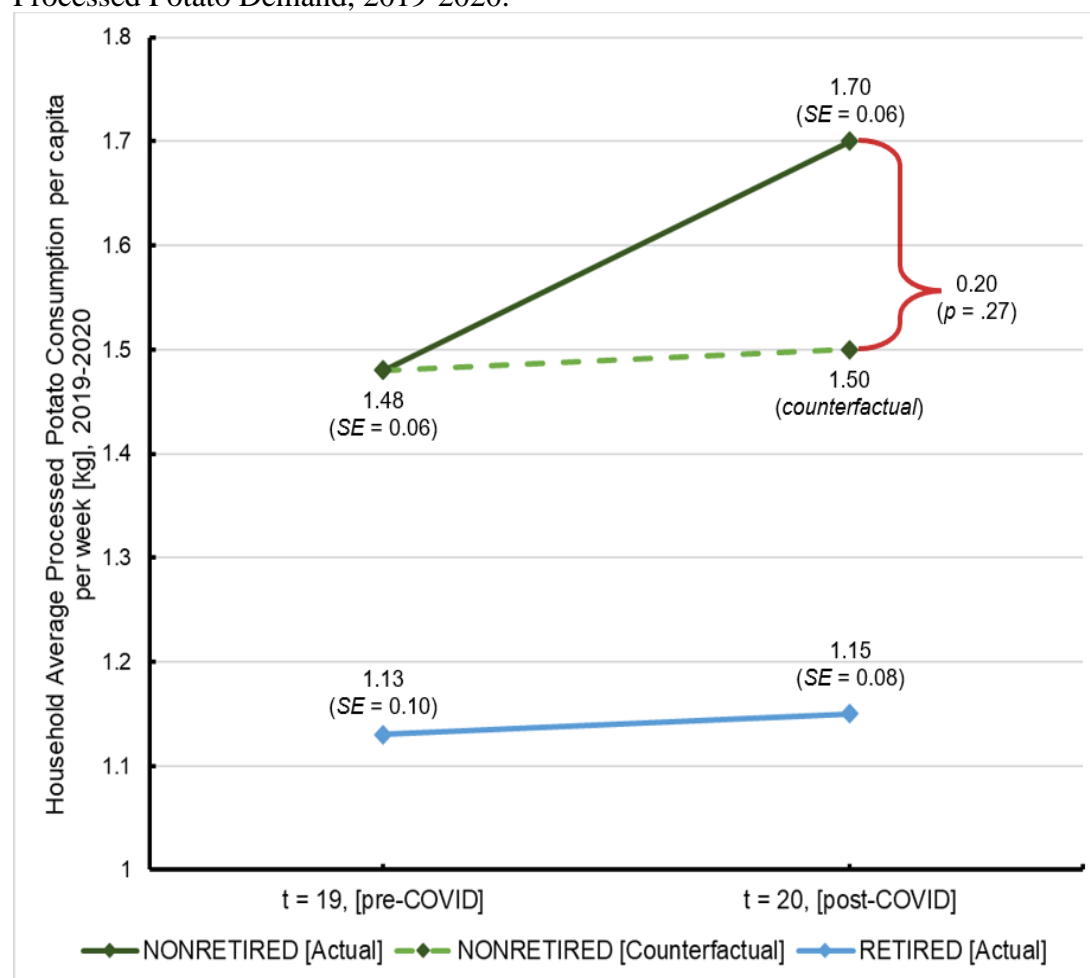
Figure 3 – Graphical Representation of Difference-in-Differences Estimation for Fresh Potato Demand, 2019-2020.



Notes: NONRETIRED defined as “Treatment Group” and RETIRED defined as “Control Group”, see Section 3.4.2. SE defined as “Standard Error” for mean consumption of fresh potatoes in the calendar years 2019 (t = 19) and 2020 (t = 20) for NONRETIRED and RETIRED subgroups, see Table 11. Equal timing of impact of COVID-19 for both subgroups between 2019 and 2020. p defined as p-value for test of significance for the coefficient,  $\eta_3$ , for interaction term, COVID•NONRETIRED, see Estimator (18). “Counterfactual” represents assumed expected change if NONRETIRED households had been impacted by COVID-19 equivalently to RETIRED households, based on the parallel trends assumption.

Source: Own elaboration based on data provided by Kantar Worldpanel.

Figure 14 – Graphical Representation of Difference-in-Differences Estimation for Processed Potato Demand, 2019-2020.



Notes: NONRETIRED defined as “Treatment Group” and RETIRED defined as “Control Group”, see Section 3.4.2. SE defined as “Standard Error” for mean consumption of fresh potatoes in the calendar years 2019 ( $t = 19$ ) and 2020 ( $t = 20$ ) for NONRETIRED and RETIRED subgroups, see Table 11. Equal timing of impact of COVID-19 for both subgroups between 2019 and 2020.  $p$  defined as  $p$ -value for test of significance for the coefficient,  $v_3$ , for interaction term,  $\text{COVID} \cdot \text{NONRETIRED}$ , see Estimator (21). “Counterfactual” represents assumed expected change if NONRETIRED households had been impacted by COVID-19 equivalently to RETIRED households, based on the parallel trends assumption.

Source: Own elaboration based on data provided by Kantar Worldpanel.

#### 4. Discussion and final remarks

Scottish households purchased significantly more fresh ( $p < .01$ ) and processed ( $p < .01$ ) potato products at retail in the postCOVID period compared with the preCOVID. Subject to the assumption that households may substitute between fresh and processed potato products to generate equivalent potato-based meals, there was no significant observed impact ( $p > .10$ ) of a change in processed potato demand on fresh potato consumption.

Households purchased more of both forms of potato during the postCOVID. Difference-in-differences estimation provided inconclusive statistical support ( $p > .10$ )



in the predicted direction that working-age households demonstrated a greater interest, compared with retired counterparts, in cooking fresh potatoes and consuming high-convenience processed potato products in the postCOVID period. This result failed to empirically confirm considerable wider qualitative evidence and indicated the nonuniform impact of COVID-19 on households' behavioural responses.

Policy makers intent on improving public health in Scotland should focus household attention towards healthier potato preparation techniques and deter reliance on potato-based convenience snacking. Time constitutes a barrier to fresh potato consumption, particularly for working-age families and those with more children.

External support to encourage beneficial inclusion of potato in the Scottish diet may be necessary to ensure that potatoes remain an important contributor to multidimensional food security in Scotland. The free market alone may fail to adequately provide the best health outcomes from potato consumption.

Instead of relying on free market self-correction, the Scottish Government could provide clear educational support to communicate the nutritional value of healthily prepared potatoes to consumers. However, potatoes do not feature in NHS Scotland's recommendation of "5 fruits and vegetables a day", despite their high micronutrient content, because focus has been placed on their high calorie content (NHS, 2022). In the EatWell Guide developed by the UK Government and endorsed in Scotland, potatoes, despite being a vegetable, are displayed alongside grain-based foods owing to their high starch content.

The imagery of a bag of fresh potatoes and recommendation away from consumption of crisps may beneficially encourage substitution away from processed potato alternatives that have dominated the Scottish diet (Armstrong et al., 2009; Food Standards Agency in Scotland, 2018). Nevertheless, as fresh potatoes are prepared similarly to other vegetables, their exclusion from this category highlights possible contradictions between cooking and nutrition education. This raises concerns of whether the current food environment and public health policy, prior to the advent of COVID-19, have sufficiently and accurately endorsed the healthiest forms of potato preparation in Scotland.

## **5. References**

Andre, C. M., Legay, S., Iammarino, C., Ziebel, J., Guignard, C., Larondelle, Y., Hausman, J. F., Evers, D., & Miranda, L. M. (2014). The Potato in the Human

- Diet: a Complex Matrix with Potential Health Benefits. *Potato Research*, 57(3–4), 201–214. <https://doi.org/10.1007/s11540-015-9287-3>
- Armstrong, B., Reynolds, C., Martins, C. A., Frankowska, A., Levy, R. B., Rauber, F., Osei-Kwasi, H. A., Vega, M., Cedieli, G., Schmidt, X., Kluczkowski, A., Akparibo, R., Auma, C. L., Defeyter, M. A. A., Tereza Da Silva, J., & Bridge, G. (2021). Food insecurity, food waste, food behaviours and cooking confidence of UK citizens at the start of the COVID-19 lockdown. *British Food Journal*, 123(9), 2959–2978. <https://doi.org/10.1108/bfj-10-2020-0917>
- Armstrong, J., Sherriff, A., Wrieden, W. L., Brogan, Y., & Barton, K. L. (2009). Deriving and interpreting dietary patterns in the Scottish diet: Further analysis of the Scottish health survey and expenditure and food survey. Research Report for Food Standards Agency in Scotland. Available online at: <https://www.foodstandards.gov.scot/publications-and-research/publications/deriving-and-interpreting-dietary-patterns-in-the-scottish-diet-further-ana>
- Beals, K. A. (2018). Potatoes, Nutrition and Health. *American Journal of Potato Research*, 96(2), 102–110. <https://doi.org/10.1007/s12230-018-09705-4>
- Becker, G. S. (1965). A Theory of the Allocation of Time. *The Economic Journal*, 75(299), 493. <https://doi.org/10.2307/2228949>
- Becker, G. S. (1974). A Theory of Social Interactions. *Journal of Political Economy*, 82(6), 1063–1093. <https://doi.org/10.1086/260265>
- Bennett, G., Young, E., Butler, I., & Coe, S. (2021). The Impact of Lockdown During the COVID-19 Outbreak on Dietary Habits in Various Population Groups: A Scoping Review. *Frontiers in Nutrition*, 8. <https://doi.org/10.3389/fnut.2021.626432>
- Benson, T., Murphy, B., McCloat, A., Mooney, E., Dean, M., & Lavelle, F. (2021). From the pandemic to the pan: the impact of COVID-19 on parental inclusion of children in cooking activities: a cross-continental survey. *Public Health Nutrition*, 25(1), 36–42. <https://doi.org/10.1017/s1368980021001932>
- Bethke, P., & Jansky, S. (2008). The Effects of Boiling and Leaching on the Content of Potassium and Other Minerals in Potatoes. *Journal of Food Science*, 73(5), H80–H85. <https://doi.org/10.1111/j.1750-3841.2008.00782.x>
- Bhutani, S., & Cooper, J. A. (2020). COVID-19–Related Home Confinement in Adults: Weight Gain Risks and Opportunities. *Obesity*, 28(9), 1576–1577. <https://doi.org/10.1002/oby.22904>
- Blessington, T., Nzaramba, M. N., Scheuring, D. C., Hale, A. L., Reddivari, L., & Miller, J. C. (2010). Cooking Methods and Storage Treatments of Potato: Effects on Carotenoids, Antioxidant Activity, and Phenolics. *American Journal of Potato Research*, 87(6), 479–491. <https://doi.org/10.1007/s12230-010-9150-7>
- Bloom, I., Lawrence, W., Barker, M., Baird, J., Dennison, E., Sayer, A. A., Cooper, C., & Robinson, S. (2017). What influences diet quality in older people? A qualitative study among community-dwelling older adults from the Hertfordshire Cohort Study, UK. *Public Health Nutrition*, 20(15), 2685–2693. <https://doi.org/10.1017/s1368980017001203>
- Brown, C. R. (2005). Antioxidants in potato. *American Journal of Potato Research*, 82(2), 163–172. <https://doi.org/10.1007/bf02853654>
- Brown, C. R., Durst, R. W., Wrolstad, R., & de Jong, W. (2008). Variability of Phytonutrient Content of Potato in Relation to Growing Location and Cooking Method. *Potato Research*, 51(3–4), 259–270. <https://doi.org/10.1007/s11540-008-9115-0>

- Camire, M. E., Kubow, S., & Donnelly, D. J. (2009). Potatoes and Human Health. *Critical Reviews in Food Science and Nutrition*, 49(10), 823–840. <https://doi.org/10.1080/10408390903041996>
- Candel, M. (2001). Consumers' convenience orientation towards meal preparation: conceptualization and measurement. *Appetite*, 36(1), 15–28. <https://doi.org/10.1006/appe.2000.0364>
- Caswell, J. A., & Mojduszka, E. M. (1996). Using Informational Labeling to Influence the Market for Quality in Food Products. *American Journal of Agricultural Economics*, 78(5), 1248–1253. <https://doi.org/10.2307/1243501>
- Chung, S., Popkin, B. M., Domino, M. E., & Stearns, S. C. (2007). Effect of Retirement on Eating Out and Weight Change: An Analysis of Gender Differences\*. *Obesity*, 15(4), 1053–1060. <https://doi.org/10.1038/oby.2007.538>
- Costa-Font, M., & Revoredo-Giha, C. (2022). Food package information and the success of processed potato products in The UK. Contributed Paper prepared for presentation at the 96th Annual Conference of the Agricultural Economics Society, K U Leuven, Belgium. <https://doi.org/10.22004/ag.econ.321233>
- Crowther, B., & Bradshaw, B. (2020). Covid-19 and Children's Food: Parents' Priorities for Building Back Better. The Children's Food Campaign and Food Active. Available online at: [https://www.sustainweb.org/publications/covid19\\_childrens\\_food/](https://www.sustainweb.org/publications/covid19_childrens_food/)
- Cummins, S., & Macintyre, S. (2005). Food environments and obesity—neighbourhood or nation? *International Journal of Epidemiology*, 35(1), 100–104. <https://doi.org/10.1093/ije/dyi276>
- Darby, M. R., & Karni, E. (1973). Free Competition and the Optimal Amount of Fraud. *The Journal of Law and Economics*, 16(1), 67–88. <https://doi.org/10.1086/466756>
- Darian, J. C., & Cohen, J. (1995). Segmenting by consumer time shortage. *Journal of Consumer Marketing*, 12(1), 32–44. <https://doi.org/10.1108/07363769510146787>
- Department for Food, Environment and Rural Affairs of the UK Government (DEFRA) (2022). Family Food Datasets. Published January 27, 2022. Retrieved July 22, 2022, from <https://www.gov.uk/government/statistical-data-sets/family-food-datasets>
- Derbyshire, E. (2018). Micronutrient Intakes of British Adults Across Mid-Life: A Secondary Analysis of the UK National Diet and Nutrition Survey. *Frontiers in Nutrition*, 5. <https://doi.org/10.3389/fnut.2018.00055>
- Deschasaux-Tanguy, M., Druet-Pecollo, N., Esseddik, Y., De Edelenyi, F. S., Allès, B., Andreeva, V. A., Baudry, J., Charreire, H., Deschamps, V., Egnell, M., Fezeu, L. K., Galan, P., Julia, C., Kesse-Guyot, E., Latino-Martel, P., Oppert, J. M., Péneau, S., Verdor, C., Hercberg, S., & Touvier, M. (2021). Diet and physical activity during the coronavirus disease 2019 (COVID-19) lockdown (March–May 2020): results from the French NutriNet-Santé cohort study. *The American Journal of Clinical Nutrition*, 113(4), 924–938. <https://doi.org/10.1093/ajcn/nqaa336>
- di Renzo, L., Gualtieri, P., Pivari, F., Soldati, L., Attinà, A., Cinelli, G., Leggeri, C., Caparello, G., Barrea, L., Scerbo, F., Esposito, E., & de Lorenzo, A. (2020). Eating habits and lifestyle changes during COVID-19 lockdown: an Italian survey. *Journal of Translational Medicine*, 18(1). <https://doi.org/10.1186/s12967-020-02399-5>

- Dogbe, W., & Revoredo-Giha, C. (2021). Nutritional Implications of Trade-Offs Between Fresh and Processed Potato Products in the United Kingdom (UK). *Frontiers in Nutrition*, 7. <https://doi.org/10.3389/fnut.2020.614176>
- Draca, M., Machin, S., & Witt, R. (2011). Panic on the Streets of London: Police, Crime, and the July 2005 Terror Attacks. *American Economic Review*, 101(5), 2157–2181. <https://doi.org/10.1257/aer.101.5.2157>
- Escudero, C., & Kleinman, M. (2022). How did working from home during COVID-19 impact productivity? A literature review. The Policy Institute. Available online at: <https://apo.org.au/node/317546>
- FAOSTAT (2022). Food and Agricultural Data. FAO Statistical Department. Retrieved July 26, 2022, from <https://www.fao.org/faostat/>
- Fearne, A. (1992). The Great British Potato: A Study of Consumer Demand, Attitudes and Perceptions. *British Food Journal*, 94(6), 22–28. <https://doi.org/10.1108/00070709210015116>
- Fernqvist, F., Spendrup, S., & Ekelund, L. (2015). Changing consumer intake of potato, a focus group study. *British Food Journal*, 117(1), 210–221. <https://doi.org/10.1108/bfj-05-2013-0112>
- Florkowski, W. J., Moon, W., Resurrection, A. V., Jordanov, J., Paraskova, P., Beuchat, L. R., Murgov, K., & Chinnan, M. S. (2000). Allocation of time for meal preparation in a transition economy. *Agricultural Economics*, 22(2), 173–183. <https://doi.org/10.1111/j.1574-0862.2000.tb00016.x>
- Food Standards Agency in Scotland. (2022). Exploring the impact of COVID-19 on retail purchase and price promotion in Scotland between 2019 and 2020. [FOODSTANDARDS.GOV.SCOT](https://www.foodstandards.gov.scot/publications-and-research/publications/exploring-the-impact-of-covid-19-on-retail-purchase-and-price-promotion-in-scotland-between-2019-and-2020). Available online at: <https://www.foodstandards.gov.scot/publications-and-research/publications/exploring-the-impact-of-covid-19-on-retail-purchase-and-price-promotion-in-scotland-between-2019-and-2020>
- Furrer, A. N., Chegeni, M., & Ferruzzi, M. G. (2017). Impact of potato processing on nutrients, phytochemicals, and human health. *Critical Reviews in Food Science and Nutrition*, 58(1), 146–168. <https://doi.org/10.1080/10408398.2016.1139542>
- Gentilini, U., Almenfi, M., Orton, I., & Dale, P. (2020). Social Protection and Jobs Responses to Covid-19: A Real-Time Review of Country Measures. Washington: World Bank. <https://openknowledge.worldbank.org/handle/10986/33635>
- Gibson, S., & Kurilich, A. C. (2013). The nutritional value of potatoes and potato products in the UK diet. *Nutrition Bulletin*, 38(4), 389–399. <https://doi.org/10.1111/nbu.12057>
- Google Trends (2022). Google Trends Analysis of Google Search Engine. Available online at: <https://trends.google.com/trends/>
- Griffith, R., Jin, W., & Lechene, V. (2022). The decline of home-cooked food. *Fiscal Studies*.
- Gronau, R. (1977). Leisure, Home Production, and Work--the Theory of the Allocation of Time Revisited. *Journal of Political Economy*, 85(6), 1099–1123. <https://doi.org/10.1086/260629>
- Grunert, K. G., Janssen, M., Nyland Christensen, R., Teunissen, L., Cuykx, I., Decorte, P., & Reisch, L. A. (2022). “Corona Cooking”: The interrelation between emotional response to the first lockdown during the COVID-19 pandemic and cooking attitudes and behaviour in Denmark. *Food Quality and Preference*, 96, 104425. <https://doi.org/10.1016/j.foodqual.2021.104425>

- Guenthner, J. F., Levi, A. E., & Lin, B. H. (1991). Factors that affect the demand for potato products in the United States. *American Potato Journal*, 68(9), 569–579. <https://doi.org/10.1007/bf02853710>
- Haynes, K. G., Yencho, G. C., Clough, M. E., Henninger, M. R., & Sterrett, S. B. (2012). Genetic Variation for Potato Tuber Micronutrient Content and Implications for Biofortification of Potatoes to Reduce Micronutrient Malnutrition. *American Journal of Potato Research*, 89(3), 192–198. <https://doi.org/10.1007/s12230-012-9242-7>
- Holt, L., & Murray, L. (2021). Children and Covid 19 in the UK. *Children's Geographies*, 20(4), 487–494. <https://doi.org/10.1080/14733285.2021.1921699>
- Jabs, J., Devine, C. M., Bisogni, C. A., Farrell, T. J., Jastran, M., & Wethington, E. (2007). Trying to Find the Quickest Way: Employed Mothers' Constructions of Time for Food. *Journal of Nutrition Education and Behavior*, 39(1), 18–25. <https://doi.org/10.1016/j.jneb.2006.08.011>
- Jemison Jr, J. M., Sexton, P., & Camire, M. E. (2008). Factors Influencing Consumer Preference of Fresh Potato Varieties in Maine. *American Journal of Potato Research*, 85(2), 140–149. <https://doi.org/10.1007/s12230-008-9017-3>
- Jones, E., & Ward, R. W. (1989). Effectiveness of generic and brand advertising on fresh and processed potato products. *Agribusiness*, 5(5), 523–536. [https://doi.org/10.1002/1520-6297\(198909\)5:5<523::AID-AGR2720050510>3.0.CO;2-X](https://doi.org/10.1002/1520-6297(198909)5:5<523::AID-AGR2720050510>3.0.CO;2-X)
- Kantar Worldpanel (2021). Home Scanner Database. Available online at: <https://www.kantarworldpanel.com/global>
- Karpukhin, M., & Keita, F. (2020). Biochemical composition of potato tubers of various varieties and the economic efficiency of its cultivation in the conditions of the Middle Urals. *E3S Web of Conferences*, 222, 03023. <https://doi.org/10.1051/e3sconf/202022203023>
- Kretser, A., Dunn, C., DeVirgiliis, R., & Levine, K. (2014). Utility of a New Food Value Analysis Application to Evaluate Trade-offs When Making Food Selections. *Nutrition Today*, 49(4), 185–195. <https://doi.org/10.1097/nt.0000000000000040>
- Lacy, K., & Huffman, W. (2016). Consumer Demand for Potato Products and Willingness-to-Pay for Low-Acrylamide, Sulfite-Free Fresh Potatoes and Dices: Evidence from Lab Auctions. *Journal of Agricultural and Resource Economics*, 41(1), 116–137. <http://dx.doi.org/10.22004/ag.econ.230777>
- Lamy, E., Viegas, C., Rocha, A., Raquel Lucas, M., Tavares, S., Capela E Silva, F., Guedes, D., Laureati, M., Zian, Z., Salles Machado, A., Ellssel, P., Freyer, B., González-Rodrigo, E., Calzadilla, J., Majewski, E., Prazeres, I., Silva, V., Juračák, J., Platilová Vorlíčková, L., . . . Anzman-Frasca, S. (2022). Changes in food behavior during the first lockdown of COVID-19 pandemic: A multi-country study about changes in eating habits, motivations, and food-related behaviors. *Food Quality and Preference*, 99, 104559. <https://doi.org/10.1016/j.foodqual.2022.104559>
- McCracken, V.A., & Marotz, C.C. (1989). Consumer potato demand. *Journal of Food Distribution Research*, 20(2), 1–11.
- McFadden, J., & Huffman, W. (2017). Consumer Demand for Low-Acrylamide-Forming Potato Products: Evidence from Lab Auctions. *American Journal of Potato Research*, 94(5), 465–480. <https://doi.org/10.1007/s12230-017-9577-1>
- McGowan, L., Pot, G. K., Stephen, A. M., Lavelle, F., Spence, M., Raats, M., Hollywood, L., McDowell, D., McCloat, A., Mooney, E., Caraher, M., & Dean,

- M. (2016). The influence of socio-demographic, psychological and knowledge-related variables alongside perceived cooking and food skills abilities in the prediction of diet quality in adults: a nationally representative cross-sectional study. *International Journal of Behavioral Nutrition and Physical Activity*, 13(1). <https://doi.org/10.1186/s12966-016-0440-4>
- McLean, J., Dean, L., Cheong, C. K., Dougall, I., Hinchliffe, S., Mirani, K., Vosnaki, K., & Wilson, V. (2018). The Scottish Health Survey, 2018 Edition, Volume 1. Available online at: <https://dera.ioe.ac.uk/34287/1/scottish-health-survey-2018-edition-volume-1-main-report.pdf>
- Mills, S., Brown, H., Wrieden, W., White, M., & Adams, J. (2017). Frequency of eating home cooked meals and potential benefits for diet and health: cross-sectional analysis of a population-based cohort study. *International Journal of Behavioral Nutrition and Physical Activity*, 14(1). <https://doi.org/10.1186/s12966-017-0567-y>
- Monteleone, E., Raats, M. M., & Mela, D. J. (1997). Perceptions of Starchy Food Dishes: Application of the Repertory Grid Method. *Appetite*, 28(3), 255–265. <https://doi.org/10.1006/appe.1996.0081>
- Morgül, E., Kallitsoglou, A., & Essau, C. A. (2020). Psychological effects of the COVID-19 lockdown on children and families in the UK. *Revista de Psicología Clínica Con Niños y Adolescentes*, 7(no 3), 42–48. <https://doi.org/10.21134/rpcna.2020.mon.2049>
- National Food Strategy (2020). National Food Strategy: Part One - July 2020. Available online at: <https://www.nationalfoodstrategy.org/wp-content/uploads/2020/07/NFS-Part-One-SP-CP.pdf>
- Nelson, P. (1970). Information and Consumer Behavior. *Journal of Political Economy*, 78(2), 311–329. <https://doi.org/10.1086/259630>
- NHS (2022). 5 A Day: what counts? NHS.UK. Retrieved May 3, 2022, from <https://www.nhs.uk/live-well/eat-well/5-a-day/5-a-day-what-counts/>
- Office for National Statistics (ONS) (2022). Consumer price inflation time series. ONS.GOV.UK. Retrieved July 25, 2022, from <https://www.ons.gov.uk/economy/inflationandpriceindices/datasets/consumerpriceindices>
- Olsen, S. O., & Mai, H. T. X. (2012). Consumer Participation: The Case of Home Meal Preparation. *Psychology & Marketing*, 30(1), 1–11. <https://doi.org/10.1002/mar.20584>
- Parnham, J., Lavery, A., Majeed, A., & Vamos, E. (2020). Half of children entitled to free school meals did not have access to the scheme during COVID-19 lockdown in the UK. *Public Health*, 187, 161–164. <https://doi.org/10.1016/j.puhe.2020.08.019>
- Philippe, K., Chabanet, C., Issanchou, S., & Monnery-Patris, S. (2021). Child eating behaviors, parental feeding practices and food shopping motivations during the COVID-19 lockdown in France: (How) did they change? *Appetite*, 161, 105132. <https://doi.org/10.1016/j.appet.2021.105132>
- Pietrobelli, A., Pecoraro, L., Ferruzzi, A., Heo, M., Faith, M., Zoller, T., Antoniazzi, F., Piacentini, G., Fearnbach, S. N., & Heymsfield, S. B. (2020). Effects of COVID-19 Lockdown on Lifestyle Behaviors in Children with Obesity Living in Verona, Italy: A Longitudinal Study. *Obesity*, 28(8), 1382–1385. <https://doi.org/10.1002/oby.22861>

- Plessz, M., & Étilé, F. (2018). Is Cooking Still a Part of Our Eating Practices? Analysing the Decline of a Practice with Time-Use Surveys. *Cultural Sociology*, 13(1), 93–118. <https://doi.org/10.1177/1749975518791431>
- Plessz, M., Guéguen, A., Goldberg, M., Czernichow, S., & Zins, M. (2015). Ageing, retirement and changes in vegetable consumption in France: findings from the prospective GAZEL cohort. *British Journal of Nutrition*, 114(6), 979–987. <https://doi.org/10.1017/s0007114515002615>
- Public Health England. (2018). The Eatwell Guide. GOV.UK. Retrieved June 10, 2022, from <https://www.gov.uk/government/publications/the-eatwell-guide>
- Reid, M. G. (1963). Consumer Response to the Relative Price of Store versus Delivered Milk. *Journal of Political Economy*, 71(2), 180–186. <https://doi.org/10.1086/258755>
- Revoredo-Giha, C., & Russo, C. (2021). Purchases of Meats and Fish in Great Britain During the COVID-19 Lockdown Period. *Frontiers in Nutrition*, 8. <https://doi.org/10.3389/fnut.2021.648160>
- Richards, T. J., & Rickard, B. (2020). COVID-19 impact on fruit and vegetable markets. *Canadian Journal of Agricultural Economics/Revue Canadienne d'agroeconomie*, 68(2), 189–194. <https://doi.org/10.1111/cjag.12231>
- Richards, T., Kagan, A., & Gao, X. (1997). Factors Influencing Changes in Potato and Potato Substitute Demand. *Agricultural and Resource Economics Review*, 26(1), 52–66. <https://doi.org/10.1017/s1068280500000836>
- Riley, H. (2010). Potato consumption in the UK - why is 'meat and two veg' no longer the traditional British meal? *Nutrition Bulletin*, 35(4), 320–331. <https://doi.org/10.1111/j.1467-3010.2010.01864.x>
- Robertson, T., Alzaabi, A., Robertson, M., & Fielding, B. (2018). Starchy Carbohydrates in a Healthy Diet: The Role of the Humble Potato. *Nutrients*, 10(11), 1764. <https://doi.org/10.3390/nu10111764>
- Romeo-Arroyo, E., Mora, M., & Vázquez-Araújo, L. (2020). Consumer behavior in confinement times: Food choice and cooking attitudes in Spain. *International Journal of Gastronomy and Food Science*, 21, 100226. <https://doi.org/10.1016/j.ijgfs.2020.100226>
- Ruiz-Roso, M. B., de Carvalho Padilha, P., Mantilla-Escalante, D. C., Ulloa, N., Brun, P., Acevedo-Correa, D., Arantes Ferreira Peres, W., Martorell, M., Aires, M. T., de Oliveira Cardoso, L., Carrasco-Marín, F., Paternina-Sierra, K., Rodriguez-Meza, J. E., Montero, P. M., Bernabè, G., Pauletto, A., Taci, X., Visioli, F., & Dávalos, A. (2020). Covid-19 Confinement and Changes of Adolescent's Dietary Trends in Italy, Spain, Chile, Colombia and Brazil. *Nutrients*, 12(6), 1807. <https://doi.org/10.3390/nu12061807>
- Sarda, B., Delamaire, C., Serry, A. J., & Ducrot, P. (2022). Changes in home cooking and culinary practices among the French population during the COVID-19 lockdown. *Appetite*, 168, 105743. <https://doi.org/10.1016/j.appet.2021.105743>
- Scarmozzino, F., & Visioli, F. (2020). Covid-19 and the Subsequent Lockdown Modified Dietary Habits of Almost Half the Population in an Italian Sample. *Foods*, 9(5), 675. <https://doi.org/10.3390/foods9050675>
- Sharfman, A., & Cobb, P. (2021). Families and households in the UK. The Office for National Statistics. ONS.GOV.UK. Retrieved July 20, 2022, from: <https://www.ons.gov.uk/peoplepopulationandcommunity/birthsdeathsandmarriages/families/bulletins/familiesandhouseholds/2020>

- Stancanelli, E., & Soest, A. V. (2012). Retirement and Home Production: A Regression Discontinuity Approach. *American Economic Review*, 102(3), 600–605. <https://doi.org/10.1257/aer.102.3.600>
- Struik, P. C. (2008). Book Review: *World Catalogue of Potato Varieties 2007*, U. Hils and L. Pieterse (eds). AgriMedia GmbH, Clenze, Germany and Allentown, PA, USA. ISBN 978–3-86037-310-1. Published 2007. Price: Euro 98.00, USD 107.00. *Potato Research*, 51(2), 209–210. <https://doi.org/10.1007/s11540-008-9101-6>
- Stubenitsky, K., & Mela, D. J. (2000). UK consumer perceptions of starchy foods. *British Journal of Nutrition*, 83(3), 277–285. <https://doi.org/10.1017/s0007114500000350>
- The Scottish Government (2020). *Scottish Household Survey 2019: Supplementary Analysis*. Available online at: <https://www.gov.scot/publications/scottish-household-survey-2019-supplementary-analysis/documents/>
- The Scottish Government (2020). *The Impacts of COVID-19 on Equality in Scotland*. GOV.SCOT. Available online at: <https://www.gov.scot/binaries/content/documents/govscot/publications/research-and-analysis/2020/09/the-impacts-of-covid-19-on-equality-in-scotland/documents/full-report/full-report/govscot%3Adocument/Covid%2Band%2BInequalities%2BFinal%2BReport%2BFor%2BPublication%2B-%2BPDF.pdf>
- Tiffin, A., & Tiffin, R. (2008). Estimates of Food Demand Elasticities for Great Britain: 1972–1994. *Journal of Agricultural Economics*, 50(1), 140–147. <https://doi.org/10.1111/j.1477-9552.1999.tb00800.x>
- Traub, L.G. & Odland, D.D. (1979). Convenience foods and home-prepared foods: comparative costs, yield and quality. *Agricultural Economic Report No. 429*. Washington DC: U.S. Department of Agriculture. <https://doi.org/10.22004/ag.econ.206508>
- Vernon, V. (2005). Food Expenditure, Food Preparation Time and Household Economies of Scale. *SSRN Electronic Journal*. <https://doi.org/10.2139/ssrn.630862>
- Weaver, C. M. (2013). Potassium and Health. *Advances in Nutrition*, 4(3), 368S–377S. <https://doi.org/10.3945/an.112.003533>
- Wooldridge, J. M. (2015). *Introductory Econometrics: A Modern Approach - Standalone Book Sixth Edition (6th ed.)*. Cengage Learning.
- Yang, Y., Achaerandio, I., & Pujolà, M. (2016). Effect of the intensity of cooking methods on the nutritional and physical properties of potato tubers. *Food Chemistry*, 197, 1301–1310. <https://doi.org/10.1016/j.foodchem.2015.11.028>
- Zaheer, K., & Akhtar, M. H. (2014). Potato Production, Usage, and Nutrition—A Review. *Critical Reviews in Food Science and Nutrition*, 56(5), 711–721. <https://doi.org/10.1080/10408398.2012.724479>