



The World's Largest Open Access Agricultural & Applied Economics Digital Library

This document is discoverable and free to researchers across the globe due to the work of AgEcon Search.

Help ensure our sustainability.

Give to AgEcon Search

AgEcon Search

<http://ageconsearch.umn.edu>

aesearch@umn.edu

*Papers downloaded from **AgEcon Search** may be used for non-commercial purposes and personal study only. No other use, including posting to another Internet site, is permitted without permission from the copyright owner (not AgEcon Search), or as allowed under the provisions of Fair Use, U.S. Copyright Act, Title 17 U.S.C.*

No endorsement of AgEcon Search or its fundraising activities by the author(s) of the following work or their employer(s) is intended or implied.



Global Trade Analysis Project

<https://www.gtap.agecon.purdue.edu/>

This paper is from the
GTAP Annual Conference on Global Economic Analysis
<https://www.gtap.agecon.purdue.edu/events/conferences/default.asp>

FINDING ITSELF IN THE POST-PARIS WORLD: RUSSIA IN THE NEW GLOBAL ENERGY LANDSCAPE

Igor Makarov*

National Research University Higher School of Economics, Moscow, Russia

Y.-H. Henry Chen

Massachusetts Institute of Technology, Cambridge, USA

Sergey Paltsev*

Massachusetts Institute of Technology, Cambridge, USA

Abstract

The Russian budget relies heavily on exports of fossil fuels, which are the major source of greenhouse gas (GHG) emissions. Climate-related policies that target a reduction in GHG emissions affect substantially the Russian economy. We apply the MIT Economic Projection and Policy Analysis (EPPA) model to assess the impacts of the Paris Agreement on the Russian economy and find that climate-related actions outside of Russia lower Russia's GDP growth rate by about a half of a percentage point. In addition, Russia faces the risks of market barriers for its exports of energy-intensive goods as well as risks of falling behind in development of new energy technologies that become standard in most of the world. In order to address these risks, the country needs a new comprehensive development strategy taking into account the Post-Paris global energy landscape. We offer suggestions for key elements of such a strategy, including diversification of economy, moving to low-carbon energy, and investing in human capital development. We simulate three simple diversification scenarios showing that redistribution of incomes from energy sector to the development of human capital would help avoid the worst possible outcomes.

* Corresponding Authors: Igor Makarov (imakarov@hse.ru), Sergey Paltsev (paltsev@mit.edu).

The paper is available as MIT Joint Program Report 324 at
<https://globalchange.mit.edu/publication/16859>

1. Introduction

The Paris Agreement (UN, 2015) that was passed in December 2015 at the 21st Conference of Parties (COP21) of the United Nations Framework Convention on Climate Change (UNFCCC) and came into force in November 2016 is a key document that provides a framework for coordination of national policies regarding climate change including greenhouse gas (GHG) emissions reduction, adaptation and technology and money transfers. Unlike the Kyoto Protocol (UN, 1998) that preceded it, the Paris Agreement does not include any binding commitments on emissions reduction. Instead, the parties have specified indicative targets in the form of Nationally Determined Contributions (NDCs), generally set for 2030.

Although the Paris Agreement establishes a goal of “holding the increase in the global average temperature to well below 2°C above pre-industrial levels” and pursuing efforts to limit it to 1.5°C (UN, 2015), the implementation of NDCs in their current forms are likely to be insufficient to meet these goals. Usually, researchers reference the resulting temperature increase in different scenarios with respect to its level in 2100 (IPCC, 2014), while the Paris Agreement mostly specifies emission targets only up to 2030. The ultimate temperature impact of the Paris Agreement depends on the assumptions about the post-2030 actions. For example, Climate Action Tracker uses a methodology where the level of the post-2030 efforts depends on the relative position of the emissions pathways and this approach leads to a 50% chance of warming of 2.8°C or higher by 2100 (Climate Action Tracker, 2017). Another analysis assuming the Paris Agreement pledges are not increased in their stringency in the post-2030 period projects the global mean surface temperature to rise 3.1-5.2°C above the pre-industrial levels by 2100 (MIT Joint Program, 2016). Meeting the 2°C target requires a substantial increase in emission mitigation efforts after 2030.

Emission reduction policies will affect fossil fuels prices (Paltsev, 2012) and, as a result, energy-exporting countries, like Russia, may face a substantial reduction in energy exports. For example, Paltsev (2014) estimates that the policy that aims at cutting 80% of GHG emissions in the European Union can lead to almost a 75% reduction in Russia’s natural gas exports to Europe by 2050 relative to the no climate policy scenario. Russia is a country for which fossil fuels are one of the main drivers of the economy. Rising oil prices in the 2000s is credited as a major factor for Russia’s rapid economic growth (Idrisov et al., 2015). In 2016, even after the drop in oil prices, oil and gas sector provided 36% of Russian federal budget revenues (Russian Federal Treasury, 2017) and accounted for 58% of exports (Russian Customs Service, 2017). In addition, other major exports (metals, chemicals and fertilizers) are energy-intensive industries benefitting from the country’s abundant fossil fuel resources (Russian Customs Service, 2017).

Russian business and political elites express concerns regarding the potential implications of the Paris Agreement for the global energy landscape. Russia signed the Agreement in 2016 and now it needs to be ratified by the Russian Parliament (the State Duma and the Council of Federation) and then signed by the Russian President. There is a wide debate in Russia on what its reaction to the Paris Agreement should be. A significant number of the large Russian companies opposes even its ratification, while others consider it as a document with no significant impact even if Russia ratifies it, given that the commitments are non-binding. As a result, even with some statements of support for the Paris Agreement from President Putin and several Russian government officials, the official decision on Russian ratification is postponed to 2019-2020 (TASS, 2016). However, whether Russia ratifies the Paris Agreement or not, it will face the risks associated with the post-Paris changes of the global energy landscape.

The goal of this paper is to assess the impacts of the Paris Agreement on the Russian economy using the MIT Economic Projection and Policy Analysis (EPPA) model (Paltsev et al., 2005; Chen et al., 2016), a general equilibrium model of the world economy. We consider several scenarios of Russia's participation in the global climate policy process including decisions to not pursue climate policy, or to continue with its current pledge under the Paris Agreement, or to increase the stringency regarding its GHG emission levels.

The paper is organized in the following way. Section 2 provides a review of Russian climate policy. Section 3 describes the EPPA model and specifies three examined scenarios. Section 4 reveals key trends of the post-Paris evolution of global energy markets and estimates their intensity in each of the scenarios. Section 5 focuses on major risks for the Russian economy associated with these changes, including 1) risks for fossil fuel exports, 2) risks for access of Russian energy-intensive exports to foreign markets, and 3) risks of staying with an outdated energy technology. Section 6 concludes with policy recommendations.

2. Evolution of Russian climate policy

The scale and the structure of its economy make Russia an important participant in the international climate change regime. This country is the fourth largest GHG emitter among national economies. It was Russia's ratification of the Kyoto protocol that let the agreement enter into force in 2005. Due to the post-Soviet transitional crisis, Russia had achieved by 2012 the largest absolute reduction of GHG emissions of any country in the world, counting from 1990 as the base year. The reduction was about 2 Gigatonnes of CO₂-equivalent gases (GtCO_{2e}) or about 50% of its 1990 GHG emissions (UNFCCC, 2017). Russia is the world's largest exporter of

fossil fuels. Moreover, it possesses the world largest forest areas, an important component of the global carbon cycle.

Russia's position in negotiations on climate change has been relatively passive. Russia has seen climate negotiations as an avenue to achieve other goals. For example, the Kyoto Protocol's Joint Implementation (JI) scheme was seen primarily as a way to attract foreign investment to Russia (Andonov and Alexieva 2012; Makarov, 2016). Russia has also pointed to its large post-1990 emission reduction as a success in low-carbon development, expecting other countries to demonstrate similar reductions. However, most analysis has concluded that the emission reductions were determined primarily by the transitional crisis while national climate policy showed very little progress (Charap, 2010; Korppoo and Vatansever, 2012; Kokorin and Korppoo, 2013; Grigoryev et al., 2013).

The first steps in the development of national climate policy were completed in 2008-2009. In 2009, the first official document addressing climate change, *Climate doctrine of the Russian Federation*, was approved by President Medvedev. The framework document stated Russia's readiness to cope with climate change, but included no details about specific measures. These were to be listed in a separate document for the doctrine implementation. An implementation plan was adopted in 2010, but it contained just a summary of various Russian federal programs only indirectly connected to climate, and no additional funding was provided for its implementation (Grigoryev et al., 2009).

Some progress was achieved in the area of setting measurable goals for renewable energy deployment and energy efficiency, one of the main priorities of Dmitry Medvedev's presidency in 2008-2012. A Presidential decree signed in 2008 set a goal to reduce energy intensity by 40% between 2007 and 2020 (later changed to a reduction of 44% between 2005 and 2030). However, due to budget sequestration, in 2015 the subsidies to regional governments that were the primary funding source for the energy-efficiency program were abolished. Another decree signed in 2009 set the targeted share of renewable electricity production at the level of 2.5% in 2015 and 4.5% in 2020. Later, the target was declared to be unachievable and was revised to 2.5% in 2020 (Climate Action Tracker, 2017).

A domestic GHG emissions reduction target was set in 2013 for the first time. Vladimir Putin signed a decree according to which Russia should cut its GHG emissions to 75% of the level of 1990 by 2020. The decree did not specify whether the declared emission target includes or excludes land-use and land-use change and forestry emissions (LULUCF). According to the UNFCCC (2017), in 1990 Russian GHG emissions were about 3,700 MtCO₂e without LULUCF and about 3,900 MtCO₂e with LULUCF (**Figure 1** and **Figure 2**). In 2015, they were reduced to

about 2,700 MtCO_{2e} and 2,100 MtCO_{2e}, correspondingly. These reductions lead to the 2015 GHG emission levels without LULUCF at 70% of the 1990 levels and the 2015 GHG emissions with LULUCF at 55% of the levels of 1990.

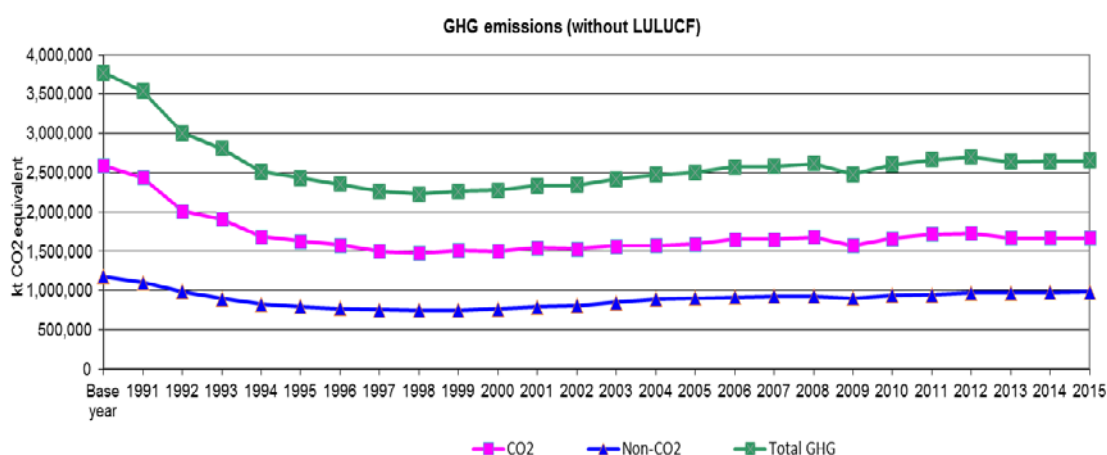


Figure 1. Russia's GHG emissions without land-use related emissions. Source: UNFCCC (2017).

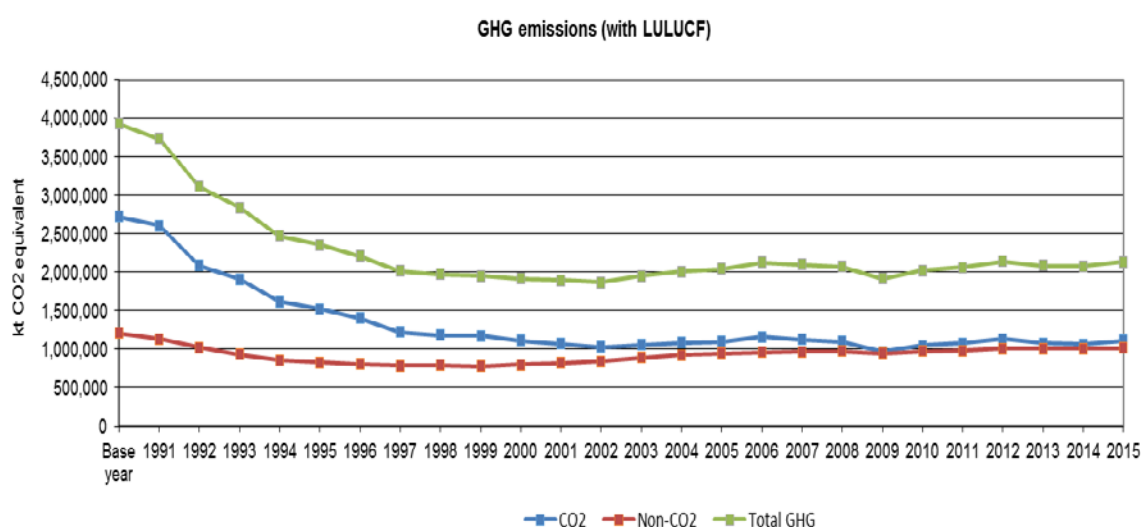


Figure 2. Russia's GHG emissions including land-use related emissions. Source: UNFCCC (2017).

Regardless of the LULUCF inclusion, the targeted level was already higher than the emissions when the decree was signed, providing Russia an opportunity to increase rather than to decrease its emissions. Many experts suggested that the declared target corresponded to the business-as-usual (BAU) scenario (see, for example, Kokorin and Korppoo, 2015). Deterioration of Russian economic growth in the later period reinforced the fact that the target would be achieved without any additional efforts.

Following the presidential decree, the government developed a roadmap of measures to reduce emissions. It includes such important points as the development of a monitoring, reporting and verification system, the elaboration of guidelines for enterprises and regions to account their emissions, and finally, the development of a carbon regulation scheme to be designed by the end of 2017. However, given that the target set for 2020 can be achieved without additional efforts, the future of carbon regulation in Russia is uncertain.

In the process leading to the Paris Agreement negotiations, countries submitted their initial Intended Nationally Determined Contributions (INDCs). After the Paris Agreement, countries are converting them into NDCs. Russia submitted its INDC, but its NDC is still not available. The INDC sets its emissions target for 2030 at the level of 70–75 per cent against the 1990 level “subject to the maximum possible account of absorbing capacity of forests” (Russia INDC, 2015). The statement concerning forests is vague and may be interpreted in different ways. Even without taking into consideration the statement about forests, Russia’s INDC is close to the BAU scenario (Climate Action Tracker, 2017; Kokorin, 2016).

Despite the gap between the Paris Agreement’s stated goal (2°C stabilization) and targets specified by its parties, the Paris Agreement reflects the consensus of the world community on the necessity to shift towards the low-carbon development. This may lead to substantial changes in the global economy in coming decades. The largest changes are expected in the energy sector, as fuel combustion is responsible for more than 70% of global emissions (IPCC, 2014). Among the main projected changes are decreasing use of coal; gradual stabilization of oil consumption; a rise in gas use in the short and medium term with a reduction in the long term; rapid development of renewables; and a shift of market power from energy suppliers to energy consumers. The speed of these changes remains highly uncertain but their general direction is recognized by most experts (IEA, 2015; Mitchell and Mitchell, 2016; Farid et al., 2016; Paltsev, 2016).

3. Methodology and model specification

For the new analysis we present here we use the MIT Economic Projection and Policy Analysis (EPPA) model, a recursive-dynamic multi-regional computable general equilibrium (CGE) model of the world economy (Chen et al., 2016; Paltsev et al., 2005). EPPA also incorporates data on greenhouse gas (CO₂, CH₄, N₂O, HFCs, PFCs, and SF₆) and air pollutant emissions (SO₂, NO_x, black carbon, organic carbon, NH₃, CO, VOC), the data on GHG and air pollutants are documented in Waugh et al. (2011). The GTAP data set (Narayanan et al., 2012) provides the

base information on Social Accounting Matrices and the input-output structure for regional economies, including bilateral trade flows and a representation of energy markets in physical units. We aggregate the GTAP data into 18 regions and 14 sectors.

Tables 1-3 present the regions, sectors and advanced energy technologies represented in the EPPA model. Among factor inputs are both depletable (oil, natural gas, coal) and renewable (solar, wind, hydro) natural inputs, as well as produced capital and labor. Beyond the information represented in the GTAP dataset, the EPPA model includes additional details about the advanced technologies that produce electricity (such as advanced coal with carbon capture and storage (CCS), advanced nuclear, advanced natural gas, advanced natural gas with CCS, bioelectricity, wind, wind with natural gas backup, wind with bioelectricity backup, and solar), and fuels (biofuels, oil from shale resources, synthetic gas from coal, and hydrogen). To represent such technologies, detailed bottom-up engineering studies are used to parameterize production functions for each. The parameterization of these sectors is described in detail in Chen et al. (2016) and Paltsev et al. (2005).

Table 1. Regions and abbreviations.

Abbr.	Region	Abbr.	Region	Abbr.	Region
USA	United States	ROE	Eastern Europe & Central Asia	IND	India
CAN	Canada	RUS	Russia	BRA	Brazil
MEX	Mexico	REA	East Asia	AFR	Africa
JPN	Japan	KOR	South Korea	MES	Middle East
ANZ	Australia, New Zealand & Oceania	IDZ	Indonesia	LAM	Latin America
EUR	European Union+ ^a	CHN	China	ASI	Rest of Asia

^a The European Union (EU-28) plus Norway, Switzerland, Iceland, and Liechtenstein.

Table 2. Sectors and abbreviations.

Abbr.	Sector	Abbr.	Sector	Abbr.	Sector
CROP	Agriculture - Crops	ROIL	Refined Oil	ELEC: hydro	Hydro Electricity
LIVE	Agriculture – Livestock	GAS	Gas	EINT	Energy-Intensive Industries
FORS	Agriculture – Forestry	ELEC: coal	Coal Electricity	OTHR	Other Industries
FOOD	Food Products	ELEC: gas	Gas Electricity	DWE	Dwellings
COAL	Coal	ELEC: petro	Petroleum Electricity	SERV	Services
OIL	Crude Oil	ELEC: nucl	Nuclear Electricity	TRAN	Commercial Transport

Table 3. Advanced technologies in the energy sector.

First generation biofuels	Advanced gas
Second generation biofuels	Advanced gas w/ CCS
Oil shale	Wind
Synthetic gas from coal	Bio-electricity
Hydrogen	Wind power combined with bio-electricity
Advanced nuclear	Wind power combined with gas-fired power
Advanced coal w/ CCS	Solar generation

The base year of the EPPA version used here (EPPA6) is 2007. EPPA simulates the economy recursively for the year 2010 and then at 5-year intervals to 2100. Economic development in 2010 and 2015 is calibrated to the actual data on GDP, and through 2020 on the short-term GDP projections of IMF (2017). The model is formulated in a series of mixed complementary problems (MCP) including mixtures of equations and inequalities (Mathiesen, 1985; Rutherford, 1995). It is written and solved using the modeling languages of GAMS and MPSGE (Rutherford, 1999).

Future scenarios in EPPA are driven by economic growth that results from savings and investments, and from exogenously specified productivity improvement in labor, capital, land, and energy. As GDP and income grow, demand for goods produced from each sector including food and fuels increases. Stocks of depletable resources fall as they are used, driving production to higher cost grades. Sectors that use renewable resources such as land compete for the available flow of services from them, generating rents. These together with policies, such as constraints on the amount of greenhouse gases, change the relative economics of different technologies over time and across scenarios. The timing of the entry of advanced technologies, such as cellulosic biofuels, is endogenous when they become cost competitive with existing technologies. Chen et al. (2016) provides detailed description of the dynamics in EPPA.

4. Major changes in the emissions and energy landscape after Paris

We consider the following main scenarios through a model simulation horizon of 2050:

- A *Reference* scenario, which assumes continuation of the current energy and climate policies. In this scenario we do not include the mitigation pledges made by the countries in their submissions for the Paris Agreement.
- A *Paris Forever* scenario, which assumes that the Paris pledges are met and retained for the post-2030 period.
- Two versions of a *Paris2C* scenario, where mitigation efforts are increased after 2030 to be on a trajectory to stabilization at 2°C:
 - In *Paris2C_RussiaBAU*, Russia does not impose any emission reductions.
 - In *Paris2C_RussiaPolicy*, Russia pledges not to increase its emissions higher than 60% from the 1990 levels.

One issue that raises uncertainty of future emissions is how Russian land use change emissions will be accounted. Some studies argue that current high level of carbon sinks (about 500 MtCO_{2e} in 2015), determined by the drop in logging during the transition crisis of the 1990s,

will decrease significantly in the future (Zamolodchikov et al., 2013). However, given the variety of methodologies of land use change emissions accounting and condition of “maximum possible account of absorbing capacity of forests” provided in Russia’s INDC, we assume that the reported net land use change emissions in Russia stay constant at their 2015 levels in 2015-2050. We also take the global emission constraint in the scenario of stabilization at 2°C from Sokolov et al. (2017).

Figure 3 provides the resulting GHG emissions in these scenarios. It also shows Russia’s historic GHG emissions inventory reported by UNFCCC (2017) and historic CO₂ emissions related to fossil-fuel combustion reported by BP (2017). Fossil-related CO₂ emissions provide a useful reference as they are estimated by the use of energy in Russia, while other historic GHG emissions are known with less certainty. The historic trajectories show that in the last two decades Russian emissions remained more or less at the same level—about 2,000 MtCO_{2e} for total GHG and about 1,500 MtCO_{2e} for fossil fuel-related CO₂.

Figure 3 also shows two horizontal lines that represent the largest potential reductions for the GHG emission targets submitted for the Copenhagen Accord at 25% below 1990 levels (labeled *Target_Copenhagen*) and for the Paris Agreement at 30% below 1990 levels (labeled *Target_Paris*). The 2020 target for the Copenhagen Accord constitutes a range of 15-25% reductions relative to 1990. This target is also legally-binding as it is established (at the level of 25% reduction) by a decree of the President of Russian Federation and act of the Government of Russian Federation. The Paris Agreement goal requires further elaboration and regulatory and legislative acts (Russia INDC, 2015).

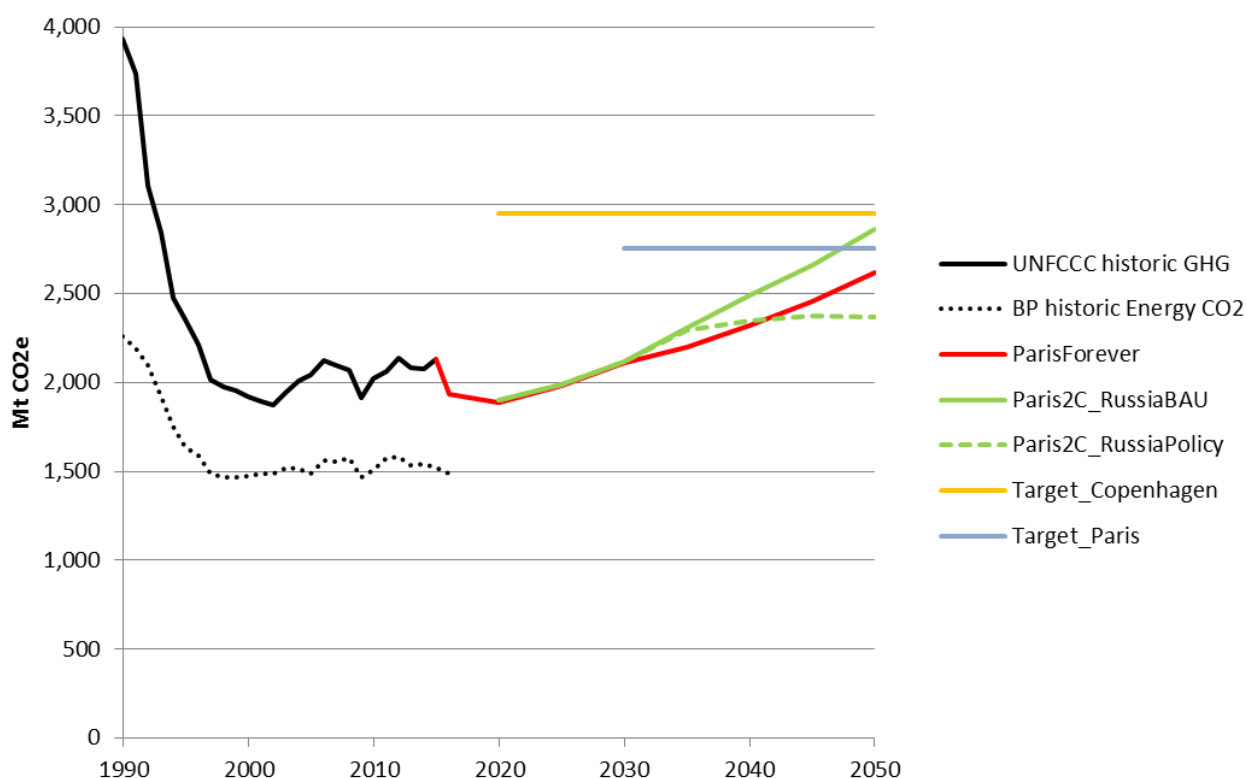


Figure 3. Russia's GHG emissions (including land-use related emissions) in different scenarios.

In the scenarios with a median setting for GDP growth (**Figure 4**), Russian GHG emissions approach the Paris Agreement targets only by 2045-2050. The results depend on assumptions about an increase in mitigation efforts after 2030. If the world decides not to further increase emission mitigation efforts after the Paris Agreement, then Russian total GHG emissions grow to about 2,600 MtCO_{2e} by 2050, which is still below the current Russian pledge for the Paris Agreement. Although the INDCs presented by Paris Agreement parties are not sufficient to hold the rise of temperature at the level of 2°C, the document reflects consensus of its parties on the necessity of fundamental changes in global economy and energy systems associated with their turn towards less carbon-intensive technologies.

If the countries of the world decide to increase the emission reduction efforts to be consistent with the 2°C goal, then Russian GHG emissions will be higher due to a phenomenon called *carbon leakage* (Paltsev, 2001; Babiker, 2005), which is driven by the associated competitive effects that may lead to reallocation of energy-intensive production to the countries that have mild or non-existent emission reduction policies. In this case, GHG emissions reach either about 2,850 MtCO_{2e} by 2050 or if the Paris pledge is extended to 2050, then they are constrained at about 2,750 MtCO_{2e} (consistent with the Paris Agreement pledge of 30% reduction relative to

1990). If Russia also decides to take on more stringent emission targets of a 40% reduction relative to 1990 levels, then the constraint becomes binding from about 2035.

Our median GDP growth assumptions are consistent with projections provided by the IMF (IMF, 2017) and Russian government (Ministry of Economic Development, 2017). They both foresee relatively low economic growth driven by structural imbalances of the Russian economy, low oil prices and, partly, by continuing sanctions by the Western countries.

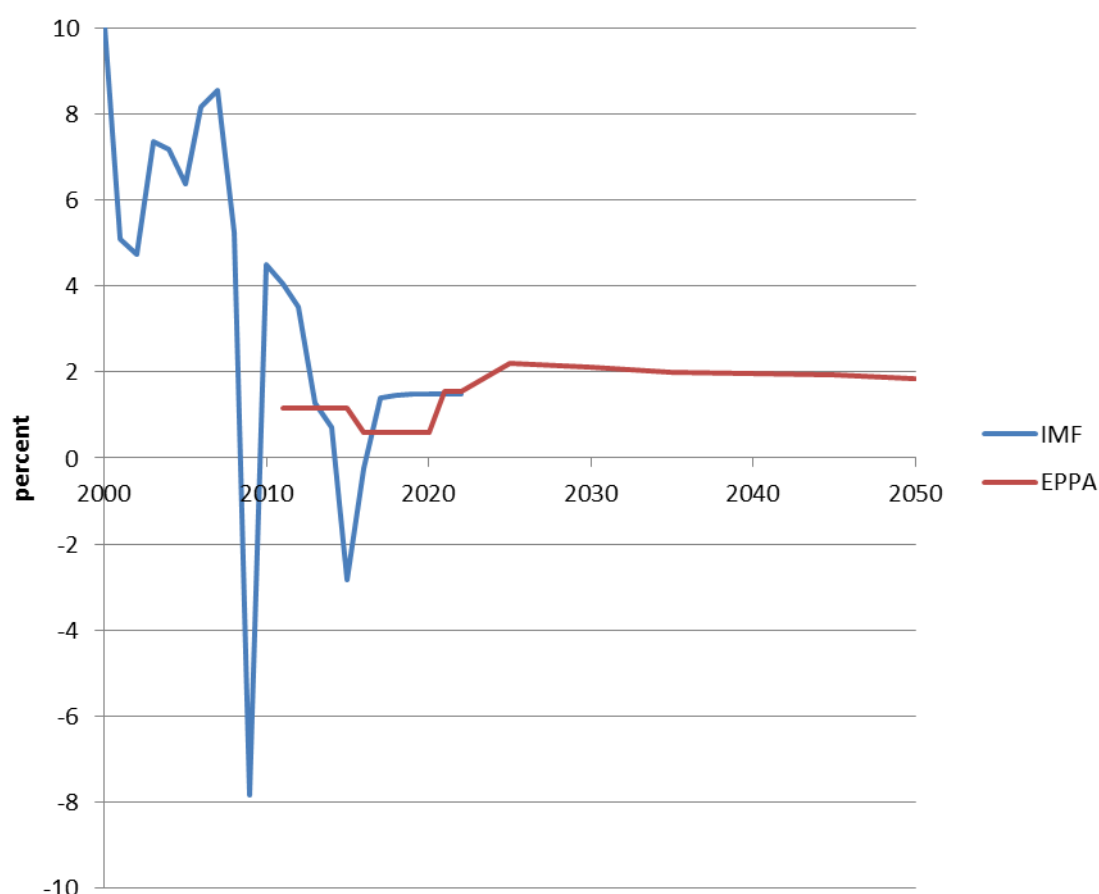


Figure 4. Russia's real GDP growth. Blue line represents historic numbers for 2000-2016 and projections for 2017-2022 from IMF. The EPPA model (red line) uses 5-year average growth rates.

Carbon policies affect fossil energy prices by making them more expensive for consumers as the prices include carbon charges. At the same time, producers of fossil fuels face lower demand for their products and receive lower prices because their producer prices are net of carbon charges (Paltsev, 2012). In our scenarios, the resulting producer prices for oil and natural gas are substantially lower in 2050 in the *ParisForever* and *Paris2C* cases in comparison to the *Reference* case. For example, in 2020 the oil price is about \$55/barrel in all scenarios. In 2030,

oil is \$66/barrel in the *Reference* case, but the Paris Agreement actions reduce the oil price to \$59/barrel. In 2050, oil is about \$80/barrel in the *Reference* scenario, about \$70/barrel in the *ParisForever* scenario, and about \$55/barrel in the *Paris2C* scenarios. Reduction in demand for natural gas (mostly from the EU) leads to a decrease in natural gas export revenues. These changes lead to GDP and welfare impacts in Russia. **Figure 5** shows the impacts on Russian GDP growth rates. Climate policy outside of Russia lowers Russia's GDP growth rate in 2020-2030 by 0.2-0.3 of a percentage point, and increasing ambitions in global GHG emission reductions after 2030 add almost a half of a percentage point to the negative impact on Russia's GDP growth rate in 2035-2050.

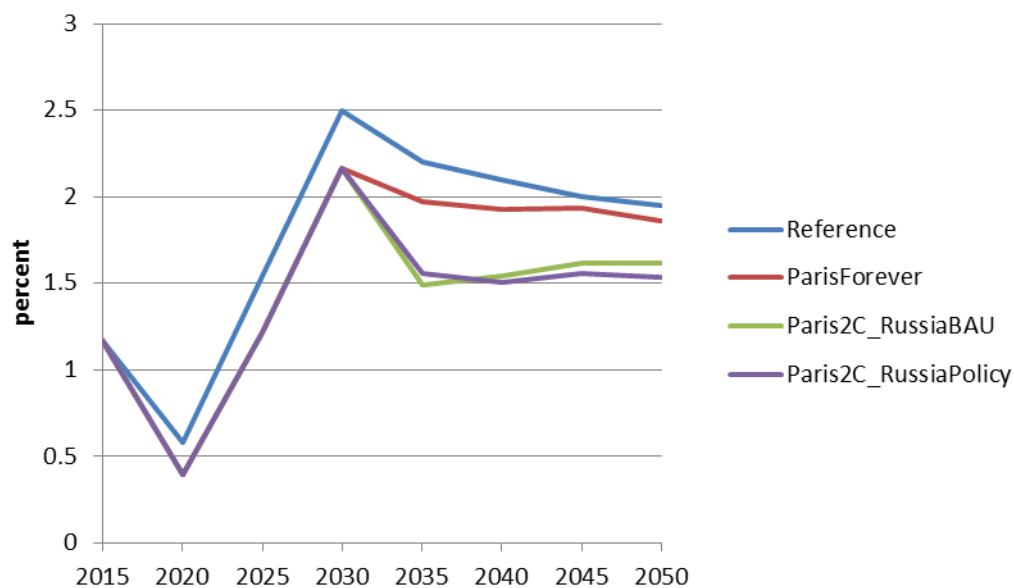


Figure 5. Impacts of climate policy on Russia's real GDP growth.

The impacts of slower economic growth accumulate over time. The EPPA model estimates a change in welfare for the regions of the model. Welfare change in EPPA is measured as “equivalent variation” and can be loosely interpreted as the amount of extra income consumers would need to compensate them for the losses caused by the policy change.¹ We report economic impacts in terms of changes in macroeconomic consumption, measured as equivalent variation. In the model setting used for this study, annual consumption change is equal to the annual welfare change.

For the scenarios considered here, we found that GDP impacts are similar to the changes in macroeconomic consumption when both are calculated as percentage changes. The *ParisForever*

¹ For a discussion of different cost concepts for climate policy assessments, see Paltsev and Capros (2013)

scenario results in welfare costs of about 4% in 2030, 6% in 2040, and 6.5% in 2050 relative to the *Reference* setting in the corresponding years. The welfare costs of the *Paris2C_RussiaBAU* and *Paris2C_RussiaPolicy* cases are higher. These scenarios lead to about 10% reduction in welfare in 2040 and about 12% reduction in welfare in 2050 relative to the *Reference* setting.

In the *Paris2C* scenarios, Russia's emission targets are less stringent than for the rest of the world that faces global economy-wide carbon prices of \$70/tCO₂ in 2035, \$90/tCO₂ in 2040, \$110/tCO₂ in 2045, and \$130/tCO₂ in 2050. Imposing these carbon prices on Russia would lead to larger reductions of its GHGs than those set by the *Paris2C_RussiaPolicy* scenario. By the scenario design, most of the impact on Russian economy would be from the actions outside of Russia rather than from its own mitigation policies. Paltsev and Kalinina (2014) explored the impacts on Russia of a scenario where carbon prices of a similar magnitude (growing up to \$160/tCO₂ in 2050) are imposed on all world regions including Russia and concluded that these prices may lead to substantial GDP growth impacts (up to 10%-20% reduction in GDP relative to the no policy scenario). Here, our interest is in the scenarios where Russia has no or very limited carbon policy but is still affected by other countries.

Figure 6 illustrates the driving forces for the welfare results. In the *ParisForever* scenario, Russian energy exports in 2030 are 20% lower (in energy terms) relative to the *Reference* scenario. By 2050 the corresponding reduction reaches 25%. Figure 6a (*Reference*) displays that exports of all fossil fuels are growing. For *Reference*, in 2050, Russia's natural gas, refined oil, and coal exports are 19 exajoules (EJ), 6 EJ, and 6.4 EJ, respectively. Figure 6b (*ParisForever*) shows coal exports face some decreases over time, and oil exports are relatively stable. Natural gas exports are substantially growing—almost doubling by 2050, relative to 2010 export levels—but still slower than in the *Reference* scenario. In *ParisForever*, in 2050, natural gas, refined oil, and coal exports are 17 EJ, 5.7 EJ, and 1.1 EJ, respectively. Figure 6c (*Paris2C_RussiaPolicy*) depicts dramatically different exports (the *Paris2C_RussiaBAU* scenario results, not shown, are similar). Tightening the global climate policy after 2030 significantly decreases demand for fossil fuels and Russian energy exports. While compared with the *ParisForever* level, refined oil exports do not exhibit considerable decline, crude oil exports in the *Paris2C_RussiaPolicy* scenario are reduced by more than half by 2050. The corresponding reductions for coal and natural gas are about 65% and 49%, respectively.

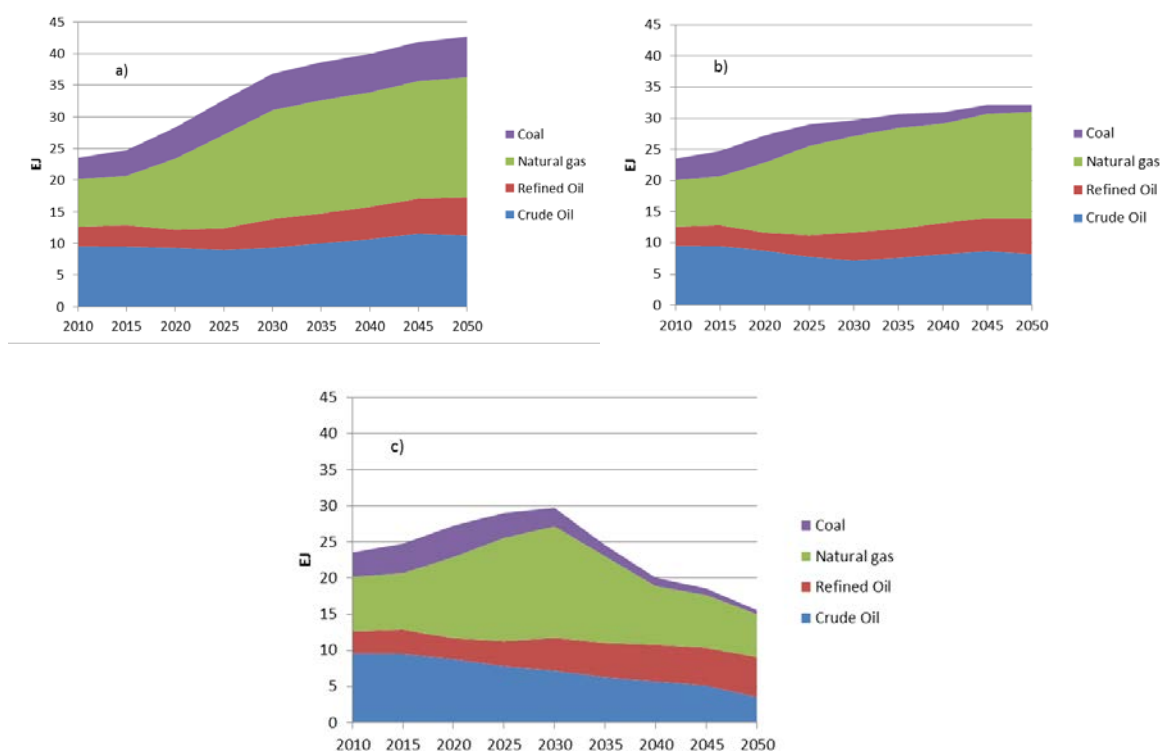


Figure 6. Russia's energy exports in: a) the *Reference* scenario; b) the *ParisForever* scenario; c) the *Paris2C_RussiaPolicy* scenario (Exajoules).

These results are illustrative, but the welfare implications may be amendable with forward-looking policy. The magnitudes of future global GHG reductions and the necessary reductions in fossil fuel use are highly uncertain, but the need for actions to mitigate climate change risks is recognized by the overwhelming majority of the world nations. These actions will definitely impact fossil fuel use in some fashion. The nations that depend on fossil-fuel exports are looking for diversification strategies (e.g., Saudi Arabia's national transformation program "Vision 2030" with the goals to reduce its dependence on oil, diversify its economy and develop service sectors such as health, education, infrastructure, and tourism).

There is no easy or universal recipe for diversification for energy-exporting countries. IMF (2016) stresses the need to develop non-fossil sectors, but notes that country-specific circumstances will determine the strategies for diversification. Economic researchers usually call for an asset diversification with investment in human capital (education, health, better-functioning government and other regulatory institutions, etc.) which leads to increased productivity of the entire economy. More productive labor has a higher value that is reflected in higher compensation leading to higher consumption. Higher productivity affects economic

growth and leads to higher GDP. As a result, economic diversification helps to achieve a higher level of welfare. However, even in theory, allocating higher percentage of assets to human capital and research and development does not lead to immediate changes in labor productivity and higher economic growth. Determining a long-term strategy and staying the course when no instant results can be provided to gain a broader political and popular support is a challenging task.

5. Major risks for the Russian economy in the post-Paris world

The shift of global economy towards low-carbon development declared in Paris may jeopardize the Russian model of economic development based on fossil fuel production and exports. Energy sector and various carbon-intensive industries (metallurgy, fertilizer production, chemical and petrochemical industries) amount to a large share in GDP, exports, budget incomes and employment that makes Russia vulnerable to a number of significant risks.

5.1 *Risks for Russian energy exports*

It is highly unlikely that Russia will be able to substantially expand its exports of fossil fuels that were the major driver of the country's economic development in the 2000s. Restraints to exports that were previously observed on the supply side would shift to the demand side as the leading national economies tend towards limiting their consumption of fossil fuels. The intensity of this trend differs across scenarios. In the *ParisForever* scenario, Russia would have opportunities to increase the exports of natural gas relative to the current levels, primarily to Asian markets. In the *Paris2C* scenarios, Russian fossil fuels exports would decrease dramatically for all categories of fossil fuels except oil products.

In all the scenarios, coal is the most vulnerable sector. The 2°C target declared in the Paris Agreement suggests that coal should gradually vanish from the energy mix worldwide. Our analysis concludes that by 2050 coal use in Europe and Asia will be about 75% lower than in 2015. Even in the *ParisForever* scenario, coal consumption is expected to decrease both in Europe and in Asia where it will be intensively substituted by natural gas and renewables. The role of the coal industry in the Russian economy and its political influence remain very high, as most coal production is concentrated in a small number of regions with a non-diversified economy and long history of social tensions with participation of coal miners. Employment and social stability in these regions depend heavily on coal export revenues. Their reduction would require special efforts to restructure regional economies which have been neither made nor

planned yet. At the same time, the Russian energy strategy for the period up to 2035 (the last edition was published in February 2017) still suggests maintaining the current amount of coal exports even in a conservative scenario, with possibilities to expand exports 1.5 times in an optimistic scenario (Ministry of Energy, 2017). Our estimates for coal exports by their Europe and Asia destinations show quite a different trajectory (**Figure 7**).

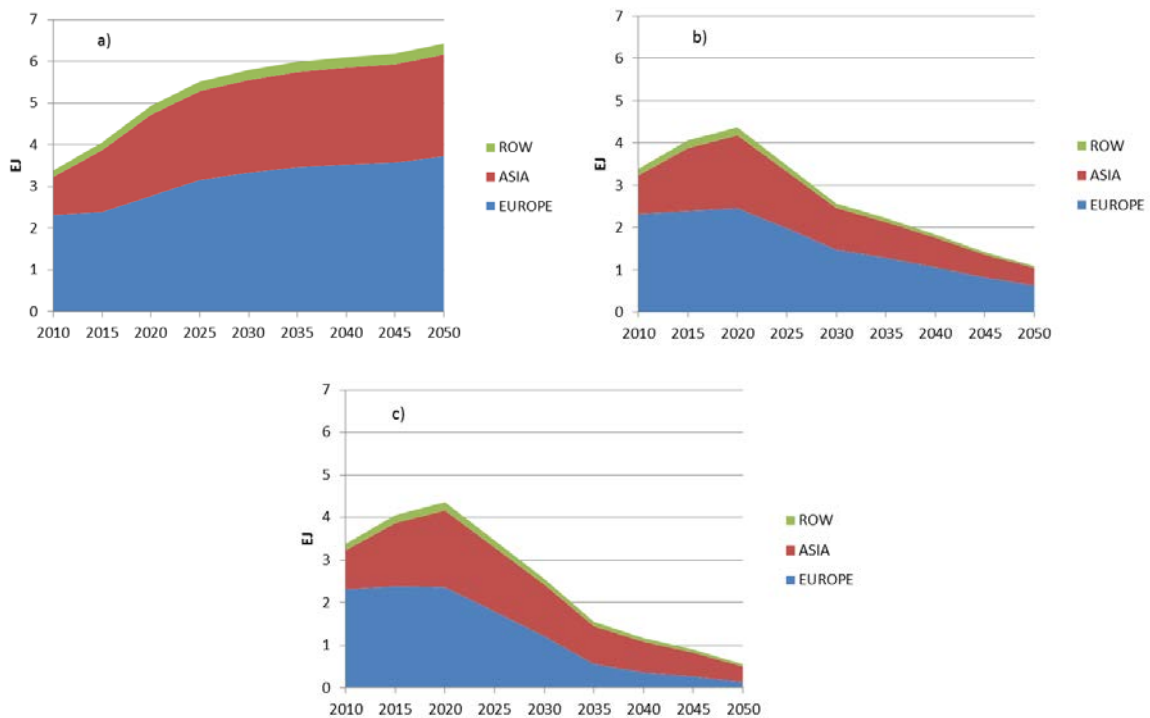


Figure 7. Russia's coal exports in: a) the *Reference* scenario; b) the *ParisForever* scenario; c) the *Paris2C_RussiaPolicy* scenario (Exajoules).

The dynamics of Russian oil exports will depend on the evolution of the transport system in both developed and emerging economies. The Paris Agreement would strengthen the trends towards tightening vehicle and fuel standards, development of public transportation and further progress in electric vehicles, especially in developed countries—which would reduce their demand for crude oil and oil products. At the same time, the growing number of cars in Asia may stimulate demand for oil products that will allow Russia to increase its oil exports even in the *Paris2C* scenarios. However, the progress in electric vehicles remains a factor of high uncertainty and may result in additional risks for Russian oil exporters.

For natural gas, world consumption increases in the *ParisForever* scenario. In particular, compared to current (2015) levels, in 2050 Europe's gas consumption is 25% higher and Asia's is 60% higher. However, the previous expectations of 'the golden age of gas' as a transition fuel

on the way from fossil fuels to renewables (IEA, 2011) also gives way to the more conservative views on gas demand (Mitchell and Mitchell, 2016). In the *Paris2C* scenarios, natural gas consumption in Europe and Asia is declining, giving way to a wide expansion of renewables. The largest niches for natural gas are in the countries where coal is still dominant in the energy mix—primarily in China and India. A number of existing projects under construction (Power of Siberia, Yamal LNG) or those in the process of negotiations (Power of Siberia 2, expansion of Sakhalin projects) would increase Russia’s share in Asian markets (**Figure 8**). However, in the *Paris2C* scenario, increased Russian exports to Asia would not be sufficient to compensate for the drop in gas exports to Europe, where active climate policy aiming to achieve the 2°C target would lead to rapid substitution of Russian gas by renewables. In this case, Russia will face not only the challenge of reducing coal exports, but gas exports as well.

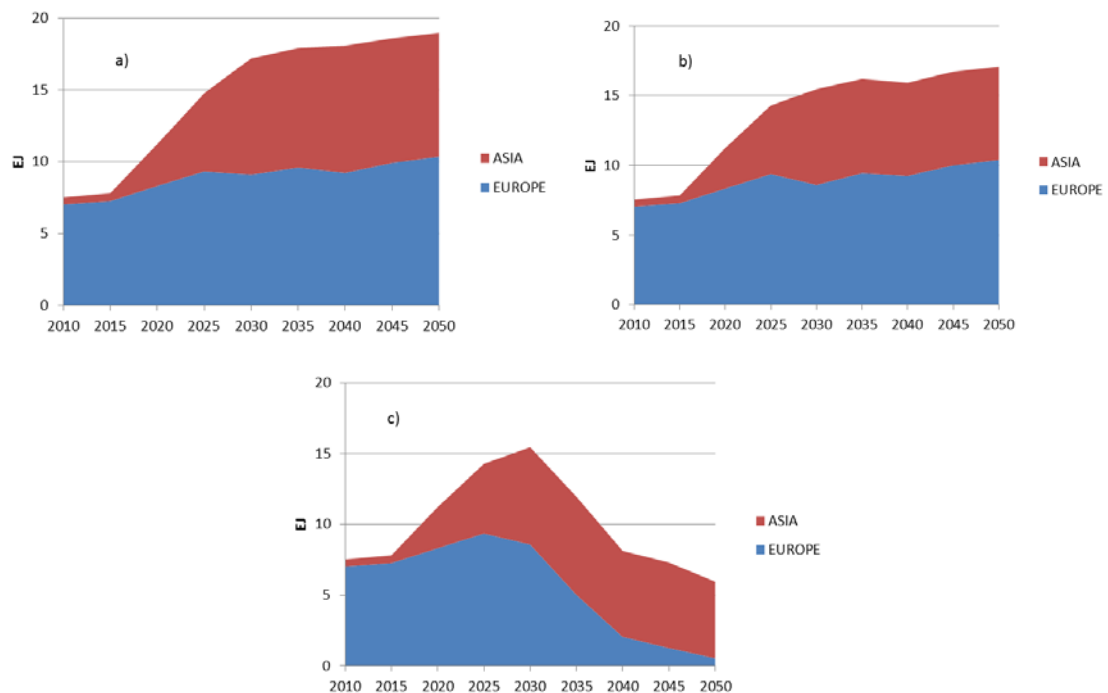


Figure 8. Russia’s natural gas exports in: a) the *Reference* scenario; b) the *ParisForever* scenario; c) the *Paris2C_RussiaPolicy* scenario (Exajoules).

5.2 Risks for Russian energy-intensive exports

According to the EPPA model results, in the *Paris2C_RussiaBAU* scenario—when most of the countries reduce emissions to achieve the 2°C target and Russia follows the BAU scenario—Russia may partially benefit from carbon leakage from developed economies where carbon pricing will put additional pressure on carbon-intensive industries. This situation is an example

of the “prisoner’s dilemma”, where the non-cooperative strategy that is not able to sustain collective-best outcome is individually preferential. In the absence of additional enforcement mechanisms it would become the first-choice option for Russian policy-makers among the *Paris2C* scenarios.

However, following such a strategy is hardly feasible, because companies and governments from the cooperating countries possess sufficient enforcement mechanisms. The development of data and analytical instruments makes it possible to monitor emissions along the whole value chain (Plambeck, 2012; Acquaye et al., 2014). A growing number of companies demand that their partners meet basic environmental standards. Industrial codes of conduct and even carbon regulation schemes appear in some sectors, with aviation as the most illustrative example. Many companies introduce corporate carbon prices (Weiss et al., 2015) and now they are interested in expanding them to the whole market. In general, being ‘green’ becomes an important competitive advantage for any business (Porter and Kramer, 2011), and many Russian companies lack it, which makes them less competitive.

Market access barriers may not only be introduced by business but also by governments. One possible instrument which is widely debated both in academic literature and public politics is border carbon adjustment (BCA), which assumes imposing an additional tax on imported carbon intensive products (Condon and Ignaciuk, 2013; Sakai and Barrett, 2016). In theory, the volume of this tax should be calculated as a difference in carbon footprints of imported product and its domestic analogue, multiplied by the carbon price (for example, defined by national emissions trading scheme). In practice, it is often suggested to impose carbon taxes on products imported from countries without a carbon pricing system.

For Russia, these actual and potential barriers for carbon-intensive goods are an additional source of risk associated with implementation of the Paris Agreement. This risk is especially high given that Russia is the second largest country (after China) in terms of emissions embodied in exports and has the highest carbon intensity of exports among all the large economies (Makarov and Sokolova, 2015). One reason for this is Russian trade specialization and the structure of Russian exports. 32% of Russian emissions are released during production of exported goods. This includes emissions related to extraction and transportation of fossil fuels as well as emissions generated for production of different energy-intensive goods including metals, chemicals, fertilizers or agricultural products. The other reason is in the use of relatively outdated technology compared to many developed countries (Makarov and Sokolova, 2015).

Regardless of the reasons, large carbon-intensity of exports and the lack of domestic carbon regulation make Russia vulnerable to any carbon-related market access barriers introduced

abroad. The closer Russian policy is to the BAU scenario and the closer the policy of the rest of the world is to the *Paris2C* scenario, the higher are the risks of additional barriers to Russian exporters of energy-intensive goods.

5.3 Risks of relying on outdated technology and the need for diversification

The targets declared in the Paris Agreement are impossible to achieve without rapid energy technology transformation. The consensus achieved in Paris boosted momentum for accelerating innovations related to low-carbon developments in different sectors: energy production and transportation, automobiles, construction, and urban planning (IEA, 2017). Carbon pricing and other climate policy instruments that have been introduced in many countries would further incentivize energy-related technological change. Governments in many countries tend to support R&D in green technologies or directly subsidize their implementation. They consider such measures as win-win policies aimed at both climate change mitigation and gaining first-mover advantage at the prospective markets.

In Russia, energy technologies have always been declared as one of the major directions in the national system of support of innovations (Proskuryakova, 2017). However, most of these innovations have been focused on extraction of fossil fuels. “Green” technological trends (such as the expansion of renewables, progress in electrical vehicles, and development of smart grids) have no reflection in the evolution of the Russian energy sector. For example, Russia’s target for the share of renewable electricity production at 4.5% by 2020, introduced in 2009, is much more modest than in most of developed economies—but even this target has been deemed unachievable and revised to 2.5%. Despite some positive trends in the development of renewables in 2016-2017, there is still no guarantee that even the new target will be achieved (Porfiriev, 2016).

The potential for development of green technologies in Russia has been affected by sanctions imposed on the country. A number of international institutions, including the European Bank of Reconstruction and Development and the International Financial Corporation, have already stopped financing clean energy projects in Russia. Moreover, sanctions on Russian financial institutions have undermined their opportunity to finance any long-term projects. The government hopes to build a new system of clean project finance through the emission of green bonds and to attract green investment from new development institutions. One clean project—small hydropower stations in the Karelia region—has been already financed by BRICS New Development Bank. The Asian Bank of Infrastructure Investment may also become a new source

of project finance (Makarov, 2016). However, these efforts are unlikely to keep Russia in line with international trends of green technology development. Remaining on the sidelines of these trends and following the *Paris2C_RussiaBAU* scenario, Russia risks remaining reliant on technology that will become outdated.

One potentially positive example of Russian low-carbon technology development is nuclear power. While nuclear generation has its own issues and faces difficulties in Europe and USA, in many regions of the world (such as China, India, The Middle East, Africa) nuclear power can offer a competitive solution for the low-carbon economy. Advancing the economic competitiveness of Russian nuclear power export projects offers an example of an industry that can be globally competitive (Minin and Vlcek, 2017). Investments and potential innovations in other low-carbon technologies that Russian industry can advance would help with diversification efforts.

Russia might decide to continue to rely on fossil fuels for its own production, but the loss of export revenue might be substantial regardless of whether Russia participates with a climate policy or not. If there were carbon border adjustments against energy intensive products imposed on the countries with inadequate climate policies, the situation could be worse. The technologies to extract and use fossil fuels might be quite advanced, but if the world decides to eliminate them, not embracing the “right” technology might be impactful for the economy.

How can Russia use carbon mitigation to advance economic growth and diversify away from reliance on exports of fossil fuel? For illustrative purposes, we create additional scenarios, where we impose charges on fossil fuel production (oil, natural gas, coal) to finance investments in education to increase labor productivity. For the *ParisForever* scenario, we impose taxes on fossil fuel production outputs at the level of 1%, 2%, or 3% of the value of production. We estimate the impacts of education investment in the following way. First, from the collected tax revenue we calculate the number of students it can support (using OECD (2013) to estimate the annual expenditure per student in Russia). Second, we use the education rate of return of 12% (based on Arabsheibani and Staneva, 2012) to calculate the increased average labor productivity of new workers.

Figure 9 shows the changes in sectoral output in the scenario with a 3% tax on the value of fossil-fuel production. Relative to the *ParisForever* scenario, in the long-term most of the sectors’ output levels increase. This reorientation of assets from the fossil-fuel sector to the services sector leads to an initial relatively small decrease in GDP in 2020 by 0.11%, 0.24%, and 0.39% relative 2020 level without such policy (the impacts are corresponding to the level of output tax), but to a long-term robust increase in GDP in the consecutive periods. By 2050 the

GDP increases are 1.3%, 2.7%, and 3.95% relative to the GDP level in 2050 without a diversification policy. While there are many practical challenges to implementation of this policy, these diversification scenarios provide an illustration for the magnitude of potential changes.

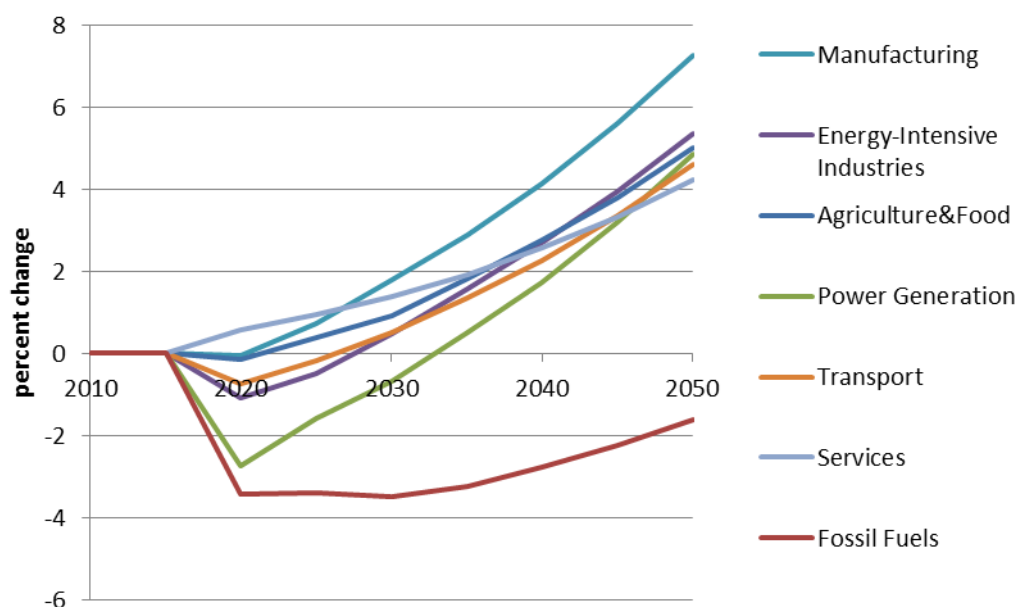


Figure 9. Change in Russia's sectoral output in the scenario with a 3% tax on the value of fossil-fuel production, relative to the *ParisForever* scenario.

6. Conclusions and policy recommendations

The Paris Agreement not only writes the rules of the international climate regime for the coming decades, but also reflects the consensus of the world community regarding future evolution of the global energy landscape towards low-carbon development. This paper shows a number of scenarios of how this future landscape might affect the Russian economy, which is highly dependent on production and exports of fossil fuels. Even relatively modest national targets declared by the parties of the Agreement within their NDCs for 2030 bring some risks for the Russian economy; for example, those associated with the decreasing demand for Russian coal or potential additional market barriers for Russian exporters of energy-intensive products. However, these risks concern primarily specific sectors, are manageable and are unlikely to dramatically affect Russia's general economic performance. At the same time, any tightening of NDCs beyond 2030 would become a significant obstacle to Russian economic growth.

Risks associated with the Paris Agreement slightly depend on Russia's formal participation in an international climate regime. A potential non-ratification of the Agreement would not

improve Russia's position and probably would lead to additional risks for Russian exporters. For Russia, it is critically important to get ready to mitigate the risks associated with the Paris Agreement by adjusting itself to the new energy landscape. Diversification of the economy is the major response. This paper simulates three simple diversification scenarios showing that redistribution of incomes from the energy sector to the development of human capital would help avoid the worst possible outcomes. We show that the magnitude of GDP increase can be in the order of 1-4% relative to the no-diversification scenario. While the development of the full-scale strategy of adaptation of the Russian economy to a low-carbon future is beyond the scope of any academic paper, we advocate for speeding up of this process by Russian industrial, academic, and government experts. Our results provide an initial exploration of the major areas to focus for such strategy.

We argue that the objective for this strategy should be broader than just planning low-carbon development. In addition to the plans to support low-carbon technologies that are most relevant to the Russian market and to introduce new regulations and legislative incentives promoting low-carbon development (including emissions disclosure requirements and a carbon pricing scheme), the strategy should find ways to address three types of risks: risks of reducing energy exports, risks of additional market barriers to Russian exporters of energy-intensive goods, and risks of relying on outdated energy technologies. The post-Paris energy landscape poses a challenge for Russia to gradually change the model of its economic development, launch the process of diversification of the economy, and elaborate a new comprehensive development strategy identifying its new position in the world economy. The current way of fossil export based development will be difficult to sustain in the coming decades, regardless of Russia's own climate policy choices.

Acknowledgements

The authors are thankful for the support provided by the Basic Research Program of the National Research University Higher School of Economics and by the MIT Skoltech Seed Fund Program. Special thanks to John Reilly for his valuable suggestions. The EPPA model used in the study is supported by government, industry, and foundation sponsors of the MIT Joint Program on the Science and Policy of Global Change (<https://globalchange.mit.edu/sponsors>). Any opinions expressed in the paper are those of the authors and should not be attributed to their respective institutions.

REFERENCES

- Acquaye, A., Genovese, A., Barrett, J., Koh, S.C.L., 2014. Benchmarking carbon emissions performance in supply chains. *Supply Chain Manag. Int. J.* 19, 306–321. doi:10.1108/scm-11-2013-0419
- Andonova, L.B., Alexieva, A., 2012. Continuity and change in Russia's climate negotiations position and strategy. *Clim. Policy* 12, 614–629. doi:10.1080/14693062.2012.691227
- Arabsheibani, G., Staneva A., 2012. Returns to Education in Russia: Where There Is Risky Sexual Behaviour There Is Also an Instrument, IZA Discussion Paper No. 6726. https://papers.ssrn.com/sol3/papers.cfm?abstract_id=2114906
- Babiker M, 2005. Climate change policy, market structure, and carbon leakage. *J. Int. Econ.* 65, 421–445. doi:10.1016/J.JINTECO.2004.01.003
- BP, 2017. Statistical Review of World Energy, BP plc, London, UK.
- Charap, S., Safonov, G., 2010. Climate Change and Role of Energy Efficiency. In: "Russia After the Global Economic Crisis". Washington, D.C.: Peterson Institute, 125-150.
- Chen, Y.-H.H., Paltsev, S., Reilly, J.M., Morris, J.F., Babiker, M.H., 2016. Long-term economic modeling for climate change assessment. *Econ. Model.* 52, 867–883. doi:10.1016/j.econmod.2015.10.023
- Climate Action Tracker, 2017. Russian Federation: <http://climateactiontracker.org/countries/russianfederation.html>
- Condon, M., Ignaciuk, A., 2013. Border Carbon Adjustment and International Trade. *OECD Trade Environ. Work. Pap.* 6. doi:10.1787/5k3xn25b386c-en
- Farid, M., Keen, M., Papaioannou, M., Parry, I., Pattillo, C., Ter-Martirosyan, A., Staff, I., Gaspar, V., Tiwari, S., Org, M., Org, M., Org, M., Org, I., Org, C., Org, A., 2016. After Paris: Fiscal, Macroeconomic, and Financial Implications of Climate Change After Paris: Fiscal, Macroeconomic, and Financial Implications of Climate Change Authorized for distribution.
- Grigoryev, L., Makarov, I., Salmina, A., 2013. Domestic Debates on Climate Change in Russia. In: *Climate change, Sustainable Development, and Human Security: A Comparative Analysis*. Plymouth : Lexington Books, 249-280.
- Idrisov, G., Kazakova, M., Polbin, A., 2015. A theoretical interpretation of the oil prices impact on economic growth in contemporary Russia. *Russian Journal of Economics*, 1, 257-272.
- IEA, 2011. World Energy Outlook. Are we entering the golden age of gas? IEA/OECD, Paris.
- IEA, 2015. Energy and Climate Change - Energy Outlook 2015. IEA/OECD, Paris.
- IEA, 2017. Energy Technology Perspectives 2017. IEA/OECD, Paris.

- IMF, 2016. Economic Diversification in Oil-Exporting Arab Countries. International Monetary Fund: <https://www.imf.org/external/np/pp/eng/2016/042916.pdf>
- IMF, 2017. World Economic Outlook. International Monetary Fund.
- IPCC, 2014. Climate Change 2014. Mitigation of Climate Change. Summary for Policymakers.
- Kokorin, A., 2016. Russia's Post-Paris Climate Policy: Slow Progress and Problems. Russ. Anal. Dig.185, 9–14.
- Kokorin, A., Korppoo, A., 2013. Russia's post-Kyoto climate policy: Real action or merely window-dressing? FNI Climate Policy Perspectives 10.
- Korppoo, A., Kokorin, A., 2015. Russia's 2020 GHG emissions target: Emission trends and implementation. Clim. Policy 1–18. doi:10.1080/14693062.2015.1075373
- Korppoo, A., Vatansever, A., 2012. A Climate Vision for Russia: From Rhetoric to Action. Carnegie Endowment Policy Outlook
- Makarov, I.A., 2016. Russia's Participation in International Environmental Cooperation. Strateg. Anal. 40, 536–546. doi:10.1080/09700161.2016.1224062
- Makarov, I.A., Sokolova, A.K., 2015. Carbon emissions embodied in Russia's trade. FIW – Working Paper: https://www.hse.ru/mirror/pubs/lib/data/access/ram/ticket/12/1508339653e8e51735f7c727b0bb53ca259cd5ac3f/N_149_MakarovSokolova.pdf
- Mathiesen, L., 1985. Computation of economic equilibria by a sequence of linear complementarity problems, in: Manne, A.S. (Ed.), Economic Equilibrium: Model Formulation and Solution. Springer Berlin Heidelberg, Berlin, Heidelberg, pp. 144–162. doi:10.1007/BFb0121030
- Minin, N., Vlcek, T., 2017. Determinants and considerations of Rosatom's external strategy. Energy Strategy Reviews. 17, 37–44, <https://doi.org/10.1016/j.esr.2017.07.001>
- Ministry of Economic Development of the Russian Federation, 2017. Prognoz sotsial'no-ekonomicheskogo razvitiya do 2020 goda (in Russian). (<http://economy.gov.ru/wps/wcm/connect/e33a7a41-7dc7-4c59-9d1f-96415344e9df/1704062.pdf?MOD=AJPERES&CACHEID=e33a7a41-7dc7-4c59-9d1f-96415344e9df>)
- Ministry of Energy of the Russian Federation, 2017. Proekt energeticheskoy strategii Rossiyskoy Federatsii na period do 2035 goda (in Russian). (<https://minenergo.gov.ru/node/1920>).
- MIT Joint Program, 2016. Food, Water, Energy and Climate Outlook, Massachusetts Institute of Technology: <https://globalchange.mit.edu/publications/signature/2016-food-water-energy-climate-outlook>.
- Mitchell, J., Mitchell, B., 2016. Paris Mismatches The Impact of the COP21 Climate Change Negotiations on the Oil and Gas Industries. Chatham House Research Paper:

- <https://www.chathamhouse.org/sites/files/chathamhouse/publications/research/2016-08-11-paris-mismatches-climate-change-oil-gas-industries-mitchell-mitchell.pdf>
- Narayanan, B.G., Aguiar, A., McDougall, R., 2012. Global Trade, Assistance, and Production: The GTAP 8 Data Base: https://www.gtap.agecon.purdue.edu/databases/v8/v8_doco.asp
- OECD, 2013. Education at a Glance 2013: OECD Indicators, OECD Publishing.
<http://dx.doi.org/10.1787/eag-2013-en>
- Paltsev, S. V, 2001. The Kyoto Protocol: Regional and Sectoral Contributions to the Carbon Leakage. *Energy J.* 22, 53–79.
- Paltsev, S., Reilly J., Jacoby H., Eckaus R., McFarland J., Sarofim M., Asadoorian M., Babiker M., 2005. The MIT Emissions Prediction and Policy Analysis (EPPA) Model: Version 4. MIT Joint Program on the Science and Policy of Global Change, Report 125, Cambridge, MA.
- Paltsev, S., 2012. Implications of Alternative Mitigation Policies on World Prices for Fossil Fuels and Agricultural Products, World Institute for Development Economic Research, Working Paper 2012/65, Helsinki, Finland: United Nations University:
<https://www.wider.unu.edu/sites/default/files/wp2012-065.pdf>
- Paltsev, S., Capros, P., 2013. Cost Concepts for Climate Change Mitigation. *Clim. Chang. Econ.* 04, 1340003. doi:10.1142/S2010007813400034
- Paltsev, S., 2014. Scenarios for Russia's natural gas exports to 2050. *Energy Econ.* 42, 262–270. doi:10.1016/J.ENECO.2014.01.005
- Paltsev, S., Kalinina E., 2014, GHG Emissions Projection: Russia in a Global System, in *Costs and Benefits of Low-Carbon Economy and Society Transformation in Russia, I.* Bashmakov (ed.), Center for Energy Efficiency, Moscow, Russia, p. 153-169 (in Russian).
- Paltsev, S., 2016. The complicated geopolitics of renewable energy. *Bull. At. Sci.* 72, 390–395. doi:10.1080/00963402.2016.1240476
- Plambeck, E.L., 2012. Reducing greenhouse gas emissions through operations and supply chain management. *Energy Econ.* 34, S64–S74. doi:10.1016/j.eneco.2012.08.031
- Porfiriev, B.N., Roginko, S.A., 2016. Energy on renewable sources: Prospects for the world and for Russia. *Her. Russ. Acad. Sci.* 86, 433–440. doi:10.1134/S101933161606006X
- Porter, M.E., Kramer, M.R., 2011. Creating Shared Value. *Harv. Bus. Rev.* 89, 62–77.
- Proskuryakova, L., 2017. Russia's Energy in 2030: Future Trends and Technology Priorities. *Foresight* 19, 139–151. doi:10.1108/FS-07-2016-0034
- Russia INDC, 2015. Russian Intended Nationally Determined Contribution. United Nations Framework Convention on Climate Change:
<http://www4.unfccc.int/Submissions/INDC/Submission%20Pages/submissions.aspx>
- Russian Customs Service, 2017 Tovarnaya struktura eksporta Rossiyskoy Federatsii so vsemi stranami, yanvar'-dekabr' 2016 g. (in Russian):

http://www.customs.ru/index2.php?option=com_content&view=article&id=24781:-----2016--&catid=52:2011-01-24-16-28-57&Itemid=1978

Russian Federal Treasury, 2017. Neftegazovye i neneftgazovye dohody (in Russian): <http://datamarts.roskazna.ru/razdely/dohody/neftgazovye-i-neneftgazovye-dohody/?paramPeriod=2016>

Rutherford, T.F., 1995. Extension of GAMS for complementarity problems arising in applied economic analysis. *J. Econ. Dyn. Control* 19, 1299–1324. doi:10.1016/0165-1889(94)00831-2

Rutherford, T.F., 1999. Applied General Equilibrium Modeling with MPSGE as a GAMS Subsystem: An Overview of the Modeling Framework and Syntax. *Comput. Econ.* 14, 1–46. doi:10.1023/A:1008655831209

Sakai, M., Barrett, J., 2016. Border carbon adjustments: Addressing emissions embodied in trade. *Energy Policy* 92, 102–110. doi:10.1016/j.enpol.2016.01.038

Sokolov, A., Paltsev S., Chen H., Haigh M., Prinn R., Monier E., 2017. Climate Stabilization at 2°C and Net Zero Carbon Emissions. MIT Joint Program Report 309: <https://globalchange.mit.edu/publication/16629>

TASS, 2016. Russia will ratify the Paris climate agreement in 2019-2020 (in Russian): <http://tass.ru/pmef-2016/article/3368996>

UN [United Nations], 1998. Kyoto Protocol to the United Nations Framework Convention on Climate Change: <http://unfccc.int/resource/docs/convkp/kpeng.pdf>

UN [United Nations], 2015. Paris Agreement: http://unfccc.int/files/essential_background/convention/application/pdf/english_paris_agreement.pdf

UN FCCC, 2017. GHG Profiles – Russian Federation. United Nations Framework Convention on Climate Change: http://di.unfccc.int/ghg_profile_annex1

Waugh, C., Paltsev S., Selin N., Reilly J., Morris J., Sarofim M., 2011. Emission Inventory for Non-CO2 Greenhouse Gases and Air Pollutants in EPPA 5. MIT Joint Program on the Science and Policy of Global Change, Technical Note 12, Cambridge, MA.

Weiss, M., Law, S., Cushing, H., Clapper, A., 2015. Putting a price on risk: Carbon pricing in the corporate world. Carbon Disclosure Project Report.

Zamolodchikov, D.G., Grabovskii, V.I., Korovin, G.N., Gitarskii, M.L., Blinov, V.G., Dmitriev, V. V, Kurz, W.A., 2013. Carbon budget of managed forests in the Russian Federation in 1990–2050: Post-evaluation and forecasting. *Russ. Meteorol. Hydrol.* 38, 701–714. doi:10.3103/S1068373913100087