



**AgEcon** SEARCH  
RESEARCH IN AGRICULTURAL & APPLIED ECONOMICS

*The World's Largest Open Access Agricultural & Applied Economics Digital Library*

**This document is discoverable and free to researchers across the globe due to the work of AgEcon Search.**

**Help ensure our sustainability.**

Give to AgEcon Search

AgEcon Search  
<http://ageconsearch.umn.edu>  
[aesearch@umn.edu](mailto:aesearch@umn.edu)

*Papers downloaded from **AgEcon Search** may be used for non-commercial purposes and personal study only. No other use, including posting to another Internet site, is permitted without permission from the copyright owner (not AgEcon Search), or as allowed under the provisions of Fair Use, U.S. Copyright Act, Title 17 U.S.C.*

# Agricultural Outlook Forum

## February 24-25, 2005

John Van Dyke

Branch Chief

Livestock and Grain Market News



# Livestock Mandatory Reporting Datamart

- Provides Public Access to Published Mandatory Information
- Report Driven
- Downloadable in Three Formats
- Accessible Through AMS Portals in the Future





## Mandatory Price Reporting


AMS USDA SEARCH



# DATAMART



**Your one stop supermarket  
for MPR historical data.**

Welcome to the USDA Livestock Market News Service historical data website. New users are encouraged to click on the "[User Guide](#)" link to learn how to navigate the search screens. Also, please note that search results may be simply viewed or may be downloaded in a variety of formats.

Choose a Species: 

[Cattle](#)[Hogs](#)[Sheep](#)[Beef](#)[Lamb](#)

### Other Features

 [Current Reports](#) [User Guide](#) [Definitions/Glossary](#) [Contact Us](#) [Log Out](#)

**Note:** Due to the large amount of data included in most of the reports we strongly recommend that users search for a time frame of only a year or less at a time and narrow the search to only the specific bits of data desired. Asking for too much at one time will result in a confusing variety of data or, in some cases, the program will not be able to handle the request in a reasonable amount of time.

---

All the information available through this website was published and released by the USDA Market News Service. The site currently contains only selected data from reports released after April 1, 2001 under the Livestock Mandatory Reporting Act of 1999. There are no restrictions on who may obtain this data or how it may be used except that, if the data is re published and identified as USDA data, it cannot be altered in any way.



## Mandatory Price Reporting

AMS USDA SEARCH

# DATAMART

Your one stop supermarket for MPR historical data

Location: [Species](#)\Cattle

Please click on the desired section.

**Note:** Due to the large amount of data included in most of the reports we strongly recommend that users search for a time frame of only a year or less at a time and narrow the search to only the specific bits of data desired. Asking for too much at one time will result in a confusing variety of data or, in some cases, the program will not be able to handle the request in a reasonable amount of time.

- ▶ [Daily Cattle](#)
- ▶ [Weekly Cattle](#)
- ▶ [Monthly Cattle](#)
- ▶ [Home](#)
- ▶ [Help?](#)
- ▶ [Data Dictionary](#)
- ▶ [Log Out](#)

---

All the information available through this website was published and released by the USDA Market News Service. The site currently contains only selected data from reports released after April 1, 2001 under the Livestock Mandatory Reporting Act of 1999. There are no restrictions on who may obtain this data or how it may be used except that, if the data is re published and identified as USDA data, it cannot be altered in any way.



## Mandatory Price Reporting

AMS USDA SEARCH

# DATA MART

Your one stop supermarket for MPR historical data

Location: [Species\Cattle\Weekly Cattle](#)

Please click on the desired section.

**Note:** Due to the large amount of data included in most of the reports we strongly recommend that users search for a time frame of only a year or less at a time and narrow the search to only the specific bits of data desired. Asking for too much at one time will result in a confusing variety of data or, in some cases, the program will not be able to handle the request in a reasonable amount of time.

- ▶ [\(LM CT150\) 5 Area Weekly Weighted Average Direct Slaughter Cattle](#)
- ▶ [\(LM CT151\) National Weekly Direct Slaughter Cattle - Formulated and Forward Contract - Domestic](#)
- ▶ [\(LM CT152\) National Weekly Direct Slaughter Cattle - Formulated and Forward Contract - Import](#)
- ▶ [\(LM CT153\) National Weekly Direct Slaughter Cattle - Packer Owned Cattle](#)
- ▶ [\(LM CT154\) National Weekly Direct Slaughter Cattle - Negotiated Purchases](#)
- ▶ [\(LM CT155\) National Weekly Direct Slaughter Cattle - Premiums and Discounts](#)
- ▶ [\(LM CT156\) Texas-Oklahoma Weekly Direct Slaughter Cattle - Negotiated Purchases](#)
- ▶ [\(LM CT157\) Kansas Weekly Direct Slaughter Cattle - Negotiated Purchases](#)
- ▶ [\(LM CT158\) Nebraska Weekly Direct Slaughter Cattle - Negotiated Purchases](#)
- ▶ [\(LM CT159\) National Weekly Direct Slaughter Cattle - Formula Purchases](#)
- ▶ [\(LM CT160\) Texas-Oklahoma Weekly Direct Slaughter Cattle - Formula Purchases](#)
- ▶ [\(LM CT161\) Kansas Weekly Direct Slaughter Cattle - Formula Purchases](#)
- ▶ [\(LM CT162\) Nebraska Weekly Direct Slaughter Cattle - Formula Purchases](#)
- ▶ [\(LM CT163\) TX/OK/NM Weekly Weighted Average Direct Slaughter Cattle - Negotiated](#)
- ▶ [\(LM CT164\) Kansas Weekly Weighted Average Direct Slaughter Cattle - Negotiated](#)
- ▶ [\(LM CT165\) Nebraska Weekly Weighted Average Direct Slaughter Cattle - Negotiated](#)
- ▶ [\(LM CT166\) Colorado Weekly Weighted Average Direct Slaughter Cattle - Negotiated](#)

**Mandatory Price Reporting**

AMS USDA SEARCH

# DATAMART

*Your one stop supermarket for MPR historical data*Location: [Species\Cattle\Weekly Cattle\LM\\_CT150](#) 5 Area Weekly Weighted Average Direct Slaughter Cattle

\*\*\*NOTE: This is a weekly report covering the week prior to the report date.\*\*\*

[Show format or content modifications to this report.](#)

Field Name	Include in Results	<input checked="" type="checkbox"/> Filter Criteria
------------	--------------------	---

Report Date	<input checked="" type="checkbox"/>	All
Confirmed	<input checked="" type="checkbox"/>	All
Narrative	<input checked="" type="checkbox"/>	Equal To
		Less Than
		Greater Than
		Between

Please select the file format you wish to receive.

☒ HTML ☐ XML ☐ CSV(Comma Separated Values) ☐ Fixed Width

- [Home](#)
- [Help?](#)
- [Data Dictionary](#)

All the information available through this website was published and released by the USDA Market News Service. The site currently contains only selected data from reports released after April 1, 2001 under the Livestock Mandatory Reporting Act of 1999. There are no restrictions on who may obtain this data or how it may be used except that, if the data is re published and identified as USDA data, it cannot be altered in any way.



Back to MPR Data Mart rt.ams.usda.gov/subReport.do

Google Search Web 0 blocked AutoFill Options

# DATAMART

Your one stop supermarket for MPR historical data

Location: [Species\Cattle\Weekly Cattle](#)(LM\_CT150) 5 Area Weekly Weighted Average Direct Slaughter Cattle

\*\*\*NOTE: This is a weekly report covering the week prior to the report date.\*\*\*

► [Show format or content modifications to this report.](#)

## Sub-Report: Detail

Field Name	Include in Results	Filter Criteria
Class Description	<input checked="" type="checkbox"/>	<input checked="" type="checkbox"/> Steer
Selling Basis	<input checked="" type="checkbox"/>	<input checked="" type="checkbox"/> LIVE FOB
Grade Description	<input checked="" type="checkbox"/>	<input checked="" type="checkbox"/> 35 - 65% Choice
Previous Week Confirmed	<input checked="" type="checkbox"/>	
Weight Range Low	<input type="checkbox"/>	
Weight Range High	<input type="checkbox"/>	
Price Range Low	<input type="checkbox"/>	
Price Range High	<input type="checkbox"/>	
Average Weight	<input checked="" type="checkbox"/>	
Weighted Avg Price	<input checked="" type="checkbox"/>	

&lt;&lt; Back

Generate Report &gt;&gt;

Reset

Please select the file format you wish to receive.

☐ HTML ☐ XML ☒ CSV(Comma Separated Values) ☐ Fixed Width

► [Home](#)► [Help?](#)



Address [http://mpr.datamart.ams.usda.gov/export/Datamart-Export\\_LM\\_CT150-Detail\\_20050208\\_025154.csv?file=0&fileType=csv](http://mpr.datamart.ams.usda.gov/export/Datamart-Export_LM_CT150-Detail_20050208_025154.csv?file=0&fileType=csv) Go

Google Search Web 0 blocked AutoFill Options

I5 fx

	A	B	C	D	E	F	G	H	I	J	K	L	M
1	Report Date	Class	Selling Basis	Grade Description	Previous Week	Average Wei	Weighted Avg Price						
2	2/7/2005	Steer	LIVE FOB	35 - 65% Choice	50,631	1,253	90.36						
3	1/31/2005	Steer	LIVE FOB	35 - 65% Choice	45,479	1,248	88.49						
4	1/24/2005	Steer	LIVE FOB	35 - 65% Choice	23,080	1,248	89.49						
5	1/17/2005	Steer	LIVE FOB	35 - 65% Choice	68,709	1,259	91.76						
6	1/10/2005	Steer	LIVE FOB	35 - 65% Choice	51,937	1,258	87.86						
7	1/3/2005	Steer	LIVE FOB	35 - 65% Choice	19,921	1,238	87.66						
8	12/27/2004	Steer	LIVE FOB	35 - 65% Choice	56,366	1,256	89.85						
9	12/20/2004	Steer	LIVE FOB	35 - 65% Choice	45,246	1,257	85.71						
10	12/13/2004	Steer	LIVE FOB	35 - 65% Choice	29,669	1,233	84.8						
11	12/6/2004	Steer	LIVE FOB	35 - 65% Choice	51,670	1,255	89.93						
12	11/29/2004	Steer	LIVE FOB	35 - 65% Choice	48,453	1,268	88.58						
13	11/22/2004	Steer	LIVE FOB	35 - 65% Choice	26,989	1,276	84.76						
14	11/15/2004	Steer	LIVE FOB	35 - 65% Choice	54,015	1,273	84.64						
15	11/8/2004	Steer	LIVE FOB	35 - 65% Choice	35,428	1,278	81.82						
16	11/1/2004	Steer	LIVE FOB	35 - 65% Choice	26,050	1,271	84.96						
17	10/25/2004	Steer	LIVE FOB	35 - 65% Choice	44,149	1,275	86.14						
18	10/18/2004	Steer	LIVE FOB	35 - 65% Choice	40,460	1,276	85.84						
19	10/11/2004	Steer	LIVE FOB	35 - 65% Choice	47,914	1,279	83.95						
20	10/4/2004	Steer	LIVE FOB	35 - 65% Choice	41,752	1,287	83.89						
21	9/27/2004	Steer	LIVE FOB	35 - 65% Choice	34,986	1,286	84.03						
22	9/20/2004	Steer	LIVE FOB	35 - 65% Choice	37,071	1,277	84.46						
23	9/13/2004	Steer	LIVE FOB	35 - 65% Choice	45,305	1,278	81.78						
24	9/6/2004	Steer	LIVE FOB	35 - 65% Choice	26,840	1,282	80.13						
25	8/30/2004	Steer	LIVE FOB	35 - 65% Choice	25,409	1,270	82.21						
26	8/23/2004	Steer	LIVE FOB	35 - 65% Choice	43,599	1,268	86.86						
27	8/16/2004	Steer	LIVE FOB	35 - 65% Choice	58,494	1,271	84.42						
28	8/9/2004	Steer	LIVE FOB	35 - 65% Choice	35,457	1,269	82.07						
29	8/2/2004	Steer	LIVE FOB	35 - 65% Choice	34,626	1,263	84.53						
30	7/26/2004	Steer	LIVE FOB	35 - 65% Choice	55,655	1,255	84.86						
31	7/19/2004	Steer	LIVE FOB	35 - 65% Choice	45,773	1,270	82.7						

Datamart-Export\_LM\_CT150-Detail/

