AgEcon SEARCH
RESEARCH IN AGRICULTURAL & APPLIED ECONOMICS

*The World's Largest Open Access Agricultural & Applied Economics Digital Library*

**This document is discoverable and free to researchers across the globe due to the work of AgEcon Search.**

**Help ensure our sustainability.**

Give to AgEcon Search

AgEcon Search
http://ageconsearch.umn.edu
aesearch@umn.edu

*Papers downloaded from **AgEcon Search** may be used for non-commercial purposes and personal study only. No other use, including posting to another Internet site, is permitted without permission from the copyright owner (not AgEcon Search), or as allowed under the provisions of Fair Use, U.S. Copyright Act, Title 17 U.S.C.*

# USDA

**United States Department of Agriculture**

Research, Education, and Economics
Agricultural Research Service
National Agricultural Library

PROJECT TITLE: Rural Information Project

DOCUMENT INFORMATION

Title: Annual cotton quality survey: summary of results of fiber and processing tests from selected production areas, crop of 1961.
Author: N/A
Pub. Date: 1962
Volume No.: AIB258
Publisher: U.S. Government Printing Office, Washington, D.C.
Call No.:

PAGE INVENTORY

Pages Not Numbered:
Color Plates:
Grayscale Halftone Plates: 1
Plate Captions:
Total Pages: 98

DIRECTORY INFORMATION

Root Directory: ric/group11
Second Level Directory: AIB258

IMAGE SPECIFICATIONS

Bitonal Resolution: 600 dpi, 1 bit
Grayscale Resolution: 400 dpi, 8 bit
Color Resolution: 300 dpi, 24 bit

Reserve
1
Ag 84 Ab

AGRICULTURE INFORMATION BULLETIN NO. 258

U. S. DEPT. OF AGRICULTURE
LIBRARY
MAR 1 6 1962
CURRENT SERIAL RECORDS

# ANNUAL COTTON QUALITY SURVEY

## Summary of Results of Fiber and Processing Tests from Selected Production Areas

## CROP of 1961

Growth Through Agricultural Progress

Washington, D. C. February 1962
UNITED STATES DEPARTMENT OF AGRICULTURE
Agricultural Marketing Service

CONTENTS


| | Page |
|---|---|
| Introduction | 3 |
| Sampling procedures | 3 |
| Laboratory procedures | 4 |
| Test results: | |
| Table 1.--Area summary | 11 |
| Table 2.--State summary | 12 |
| Table 3.--Grade and staple summary | 16 |
| Table 4.--Variety and state summary | 18 |
| Table 5.--Short staple results | 22 |
| Table 6.--Medium staple results | 32 |
| Table 7.--Long staple results | 62 |
| Table 8.--Extra long staple results | 68 |
| Table 9.--Simple correlation results for short staple samples | 70 |
| Table 10.--Simple correlation results for medium staple samples | 72 |
| Table 11.--Simple correlation results for long staple samples | 74 |
| Table 12.--Multiple correlation results for classification and supplemental fiber measurements | 76 |
| Table 13.--Multiple correlation results for selected fiber measurements | 78 |
| Basis for interpretation | 80 |
| Classification | 80 |
| Fiber tests | 81 |
| Yarn processing tests | 87 |
| Table 14.--Spinning test procedures | 91 |
| Table 15.--Average yarn skein strength | 94 |
| Chemical finishing tests | 96 |



ACKNOWLEDGMENTS

This report was prepared in the Standards and Testing Branch, Cotton Division, AMS. The cooperation of the area and classing offices in furnishing materials, and the work of the field laboratories in performing the tests, is appreciated.

The terminology "Market area(s)" in this report to be changed "Production area(s)"

# ANNUAL COTTON QUALITY SURVEY

Summary of Results of Fiber and Processing Tests
from Selected Production Areas, Crop of 1961

## INTRODUCTION

This is one of a series of annual reports containing information on fiber characteristics and spinning performance of cotton from all major commercial production areas of the United States. It consolidates and gives supplemental information on data published in biweekly reports from August 1961 through January 1962. These reports are entitled "Cotton Fiber and Processing Test Results, Crop of 1961," and are numbered CT (1961) 1 through 13.

The annual quality surveys are designed to facilitate planned production and orderly marketing of cotton. The data provide farmers and breeders with basic quality information of cottons produced under field conditions, and help cotton merchants and manufacturers locate sources of cotton having fiber characteristics and spinning performance desired for specific end uses. The surveys also provide historical data for use in studying the relationships between various fiber property measurements and processing performance.

Some of the market areas represented in the 1961 survey have been included in the studies each year since 1946. This affords, in some instances, comparisons of test results over a 16-year period. Thus, an indication of the variation in fiber and spinning qualities of cotton grown in the same areas for 16 successive years may be observed by making comparisons of the results presented in reports for previous years. However, direct comparisons should be made only for those lots tested under the same processing organization.

## SAMPLING PROCEDURES

The procedures for selecting samples for the 1961 survey were similar to those used last year. They were designed to represent all major varieties in each crop reporting district and to provide additional selections in proportion to production. In most cases, each survey point or gin community selected for collection of samples represents approximately 30,000 to 100,000 bales of the specified variety in the general production area. Pure variety gins, however, were selected when available regardless of production.

Variety selections were based on the predominant varieties grown in each district as reported by the Cotton Division in "Cotton Varieties Planted, 1957-1961." Survey points with at least 70 percent of ginnings of one variety were designated as that variety and the percentage given, but those with less than 70 percent one variety were designated as mixed varieties. No attempt was made to maintain the purity of the variety except by selection of representative gin points. This method is similar to the conditions faced by the

cotton trade in merchandising cotton and provides a more adequate representation of the districts than the 100 percent one-variety methods employed in earlier years. The locations of the market areas selected for the 1961 survey are shown in figure 1.

For the most part, the areas included in the study produce large enough quantities of cotton of the specified varieties to enable buyers to obtain lots of even-running grade and staple. Test lots were collected from each market area or survey point at intervals of once in three weeks during harvesting season to represent the crop as to grade and staple predominating at the time of collection. Obviously, other qualities are available in lesser quantities in each area as a result of normal seasonal, soil, harvesting, and other variations. Many of the market areas also produce cotton of varieties other than those included in the survey.

The spinning test lots represent composite samples from a considerable number of individual bales of the same grade and staple length which were classed for producers under the provision of the Smith-Doxey Act. After classification, samples representing the predominant grade and staple length for each area at the time were grouped to provide enough lint for a spinning test lot. The even-running lots of bale samples were then shipped from the various classing offices to the Cotton Division spinning laboratories. The method of collecting samples for this study provided a uniform sample of cotton representative of the quality prevailing in the immediate producing area of each gin at the time the samples were collected.

## LABORATORY PROCEDURES

Fiber, yarn processing, and chemical finishing tests were performed by standardized laboratory procedures for each triweekly sampling from each market area. Most of the fiber tests were performed in the standard atmospheric conditions of 65 percent relative humidity at 70 degrees F. employing the standard test procedures outlined by the American Society for Testing Materials. Other tests not covered by ASTM were performed by commonly accepted procedures as outlined by instrument manufacturers' instructions. Pinches of cotton were extracted from each bale sample of each test lot and were blended to provide representative specimens for the various fiber tests.

Yarn processing or spinning tests were performed by a technique developed in the Cotton Division laboratories for processing small lots of cotton on standard-type textile machines. The bale samples for each lot were thoroughly composited by hand-mixing before being fed to the first process picker. This hand-mixing is similar to the machine mixing normally obtained in cotton textile opening equipment which is not used in the small scale test procedure. Observations were made at each process to measure processing behavior, and the yarns produced were tested to measure product quality.

# DISTRIBUTION OF PRODUCTION AREAS FROM WHICH COTTON SAMPLES WERE TESTED, CROP OF 1961

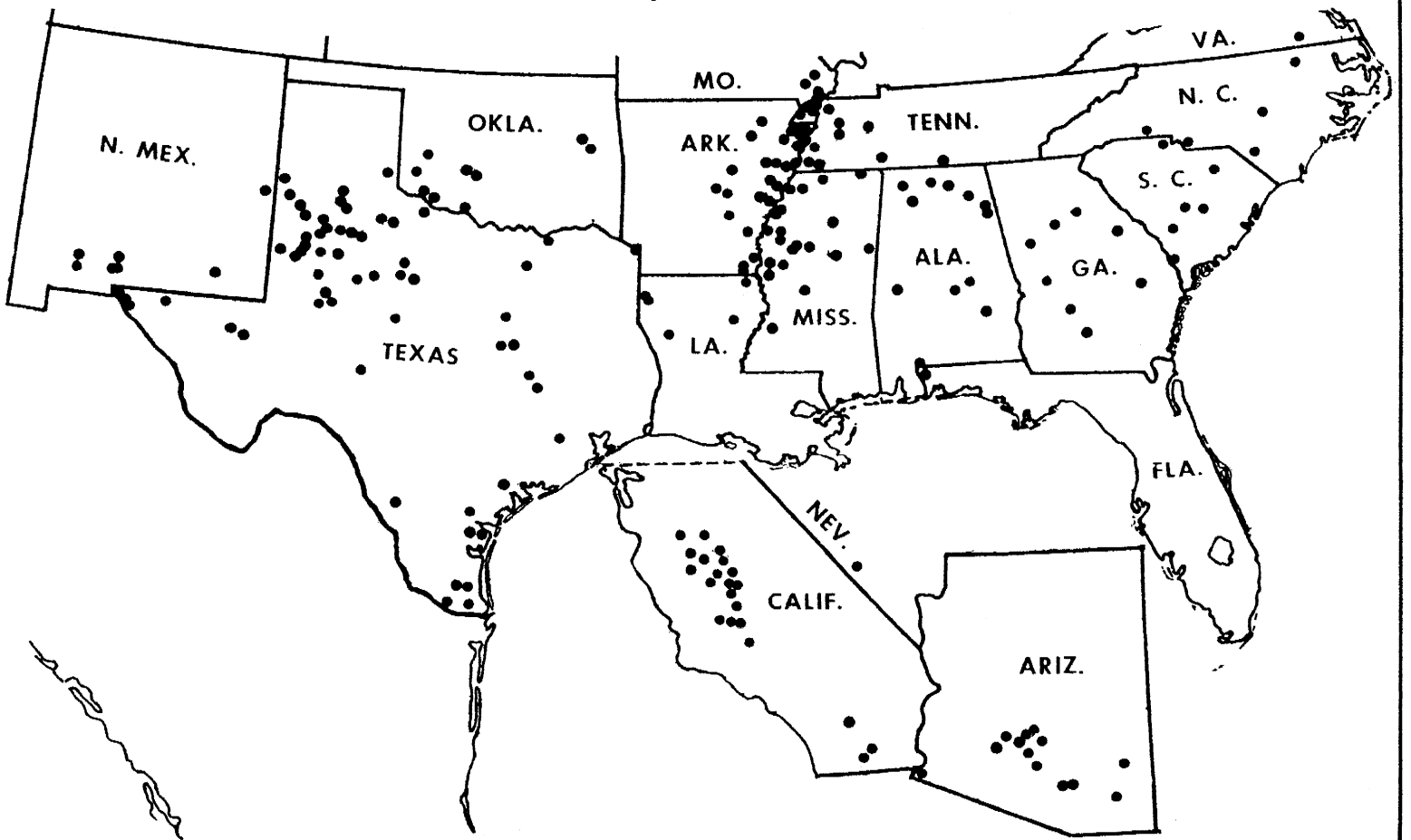


U.S. DEPARTMENT OF AGRICULTURE

NEG. 6991-61(1) AGRICULTURAL MARKETING SERVICE

On the basis of past performance, the cottons were grouped according to the staple length expected in their specified areas of growth. These groups were carded at production rates and spun into numbers that reflect the manufacturing value of the varieties tested. In general, the rates of carding and yarn numbers spun from the 1960 crop are as follows:

Group 1.--Short staple cottons, carded at 12-1/2 pounds per hour and spun into carded 8s and 22s yarns with a twist multiplier of 4.40 plus a carded yarn spinning potential yarn number for selected lots.

Group 2.--Medium staple cottons, carded at 9-1/2 pounds per hour and spun into carded 22s and 50s yarns with a twist multiplier of 4.00 plus a carded yarn spinning potential yarn number for selected lots.

Group 3.--Long staple cottons, carded at 6-1/2 pounds per hour and spun into both carded and combed 22s and 50s yarns with a twist multiplier of 3.80 plus a carded yarn spinning potential yarn number for selected lots.

Group 4.--Extra long staple cottons, carded at 4-1/2 pounds per hour and spun into combed 50s and 80s yarns with a twist multiplier of 3.60.

Skeins of yarn from each spinning test lot were bleached and dyed after bleaching by a technique developed in the Cotton Division laboratories for small scale finishing tests. Color tests were made on skeins of gray and chemically finished skeins as measures of the bleaching and dyeing behavior. Skeins of yarn from each combed yarn lot were also mercerized and tested for luster and strength.

The results of fiber and spinning tests reported in this summary are essentially the same as those reported for the 1960 crop except for the following:

1. The array tests for length, length distribution, and percent fibers shorter than 1/2-inch have been omitted for American upland samples, Groups 1, 2, and 3. These values can be measured more rapidly by the Fibrograph instrument than by the array. Multiple correlations of length and length distribution with spinning test results for American upland cottons are not significantly different for the array and Digital Fibrograph methods of test.

2. The Digital Fibrograph tests for length measurements have been omitted for American Egyptian samples, Group 4. Because of the limited number of samples of this cotton there has not been enough data accumulated for a thorough analysis of the relationship between the array and the Fibrograph tests. Consequently the array will be continued.

3. Measures of fibers shorter than 1/2-inch have been omitted for all samples in this study. The correlation of upper quartile length and coefficient of variation for the array method, with spinning test results were not changed by the addition of percent fibers shorter than 1/2-inch as shown by the following tabulation of correlation coefficients:

| Cottons and Spinning Test Item | Array Upper Quartile | Upper Quartile and Coefficient Variation | Upper Quartile Coefficient Variation and Short Fiber |
|---|---|---|---|
| For 111 samples of medium staple cotton from standards bales: | | | |
| Yarn Strength | 0.59 | 0.71 | 0.71 |
| Spinning Potential | 0.83 | 0.86 | 0.87 |
| For 443 samples of medium staple cotton from 1960 Annual Quality Study: | | | |
| Yarn Strength | 0.39 | 0.55 | 0.55 |

The correlation of 2.5 percent span length and 50/2.5 uniformity ratio by the Digital Fibrograph with spinning test results was not changed by the addition of percent fibers shorter than 1/2-inch, as shown by the following tabulation of correlation coefficients:

| Cottons and Spinning Test Item | Digital Fibrograph 2.5% Span Length | 2.5% Span Length and 50/2.5 Uniformity Ratio | 2.5% Span Length 50/2.5 Uniformity Ratio, & Short Fiber |
|---|---|---|---|
| For 111 samples of medium staple cotton from standards bales: | | | |
| Yarn Strength | 0.52 | 0.69 | 0.70 |
| Spinning Potential | 0.76 | 0.86 | 0.86 |
| For 443 samples of medium staple cotton from 1960 Annual Quality Study: | | | |
| Yarn Strength | 0.40 | 0.49 | 0.49 |

4. The Causticaire, sugar content and acid-alkaline tests have been discontinued for all samples. Analyses of previous tests show that these measurements provide information which is provided equally as well by other tests that are more easily obtained.

5. Fiber strength tests at 1/8-inch gauge have been made on the Stelometer instrument instead of the Pressley instrument used previously but the strength results were controlled at the same level obtained on the Pressley instrument. This provides strength results in grams per tex similar to those reported previously and also furnishes a measure of fiber elongation. Fiber elongation results are published in the periodic and summary reports, and will be used also in analyses to evaluate the relationship of elongation with spinning test results.

6. Skein elongation tests have been performed in conjunction with the yarn strength tests to provide a supplemental measure of product quality. Yarn elongation results are published in the periodic and summary reports, and will be used also in analyses to evaluate the relationship of yarn elongation to fiber properties and spinning test results.

7. The processing of selected medium staple lots in the long staple group to provide combed yarn results has been discontinued. The results on the few lots tested are not sufficient to provide reliable conclusions.

8. Spinning potential tests have been performed on the second and fifth lots received from each production area. These tests provide small scale measures of spinning end-breakage or spinning performance. The results are expressed as the finest yarn number that can be spun from a cotton sample without any end-breakage when using specified processing procedures. The spinning potential results for this year's crop are published in this report and will be used also in analyses to evaluate their relationship to fiber properties and spinning test results.

9. The processing tests on this year's crop were performed by a revised procedure which includes heavier weights for laps, slivers, and rovings than those used in previous years and spinning from single roving instead of double roving. This reflects similar changes that have taken place in the cotton textile industry since the mid-1940's when long-draft systems were adopted for both the roving and spinning processes in the routine spinning test procedure. This year's changes were designed to bring the laboratory processing procedures more in line with current cotton textile mill practices and thus make the processing evaluations more applicable to present day mill operations. The processing results previously reported for 1960 and earlier crop years may be compared directly with those reported this year after proper adjustments to make them comparable. Comparisons of the level of results obtained by the newly adopted procedure and the procedure used in the past years are listed on page 87 of this report.

## TEST RESULTS

The average fiber properties and manufacturing performance of 1961 cottons tested in this study are only slightly different from the 1960 average (table 1). Average length and length uniformity by the Fibrograph is the same as last year. Average Micronaire reading is lower and fiber strength is slightly lower. Manufacturing waste removed is less, but is not reflected in the Shirley Analyzer nonlint measure, which remained essentially the same. The higher nep count in the 1961 study reflects finer fibers shown by the lower Micronaire reading and higher yarn imperfection count, but is not reflected in yarn appearance which is improved. Average yarn skein strength remains essentially on the same level.

The Southeastern Area includes the states of Virginia, North Carolina, South Carolina, Georgia, Florida, and Alabama. Samples from this area showed fibers of approximately the same length, length distribution and strength but finer than last year. Manufacturing waste and nonlint content remain essentially on the same level while yarn imperfection count increased slightly. Yarn strength and appearance grade remain the same as last year.

The South Central Area includes the cotton producing sections of Tennessee, Missouri, Mississippi, Arkansas, and Louisiana. Average results of tests made on samples from this area show fibers with approximately the same length, length distribution, and fiber strength but finer than a year ago. Shirley Analyzer nonlint content remains approximately the same, while manufacturing waste is less. Nep count and yarn imperfection count are higher than a year ago but are not reflected in yarn appearance which remains the same. Yarn strength is higher than last year.

The Southwestern Area includes the cotton producing sections of Oklahoma and Texas, except District 6 (west of the Pecos River). Samples from the Southwestern Area show the same Fibrograph length and length distribution but are slightly finer and weaker than the 1960 samples. They show essentially the same nonlint content and less manufacturing waste. The higher nep count and yarn imperfection count are not reflected by the slightly improved yarn appearance. Yarn skein strength remains on the same level as last year.

The Western Area includes the cotton growing sections in California, Arizona, Nevada, New Mexico, and District 6 of Texas. Samples from this area show fibers slightly longer, with the same length distribution and fineness, but slightly weaker than last year. Average nonlint content remains the same while manufacturing waste is less. Nep count remains the same, while yarn imperfection count is slightly higher, but is not reflected in yarn appearance grade which remains essentially the same. Average yarn skein strength remains the same as last year.

Comments in the preceeding paragraphs are confined to general statements about the results from the entire cotton belt as a whole, and from each area separately. Both the fiber and processing results are summarized by state to facilitate detailed comparisons within each area (table 2). These data are also accumulated and summarized in several different ways to facilitate other comparisons as discussed in subsequent paragraphs.

Test results are summarized and tabulated by grade and staple combinations within each area (table 3). This summary shows that many of the test items reported are correlated with grade and staple classification.

Test results for the 100 percent one-variety gin points are summarized by both variety and state to show the effects of heredity and environment (table 4). The various varieties are listed in the order of ascending staple length to facilitate comparisons of cottons in the same length category.

Results for each production area and sampling period are shown for detailed comparisons for short staples (table 5), medium staples (table 6), long staples (table 7) and extra long staples (table 8). Results for the once-in-three week's sampling from each production area are listed in chronological order in the tables.

Statistical measures for the relationship of each test item with all other test items as determined by simple correlation analyses are shown for short staple samples (table 9), for medium staple samples (table 10) and for long staple samples (table 11). Statistical measures are also shown for the relationship of classification and selected fiber test measurements with a number of processing and finishing test items as determined by multiple correlation analyses on the medium staple samples (tables 12 and 13). These simple and multiple correlations are comparable to those published for crops 1946 through 1960 in Agriculture Information Bulletin No. 257. "Cotton Quality Relationships Between Selected Measures of Quality and Fiber, Yarn and Processing Properties - Multiple Statistical Relationships, 1946 to 1960", and Supplement to Agriculture Information Bulletin No. 257, "Simple Correlations, Means, and Standard Deviations, 1946 to 1960".

Explanations of the various test items and their evaluation are covered in a subsequent section of this report.

Table 1.--Cotton: Average results of classification, fiber and processing tests for American upland samples from selected gin points, crops of 1960 and 1961 1/

| Area and crop year | Lots tested | Classification | | Fiber test results | | | | | Processing test results 2/ | | | | |
|---|---|---|---|---|---|---|---|---|---|---|---|---|---|
| | | Grade | Staple | Fibrograph 2.5% span | Fibrograph 50/2.5 unif. | Micronaire | Pressley strength | Shirley Analyzer nonlint | Picker & card waste | Neps in card web | Skein strength 22s yarn | Average appearance | Yarn imprfctns 22s |
| | No. | Index | 32d in. | In. | Pct. | Rdg. | Mpsi | Pct. | Pct. | No. | Lbs. | Index | No. |
| Southeast: | | | | | | | | | | | | | |
| 1960 | 114 | 96.1 | 33.7 | 1.05 | 45 | 4.4 | 76 | 2.4 | 7.6 | 21 | 104 | 102 | 17 |
| 1961 | 94 | 97.5 | 33.9 | 1.06 | 45 | 4.2 | 76 | 2.1 | 7.6 | 19 | 103 | 106 | 19 |
| South Central: | | | | | | | | | | | | | |
| 1960 | 224 | 95.5 | 33.7 | 1.06 | 43 | 4.6 | 80 | 2.7 | 8.1 | 19 | 100 | 104 | 21 |
| 1961 | 211 | 97.6 | 34.4 | 1.07 | 43 | 4.1 | 80 | 2.6 | 6.9 | 23 | 108 | 104 | 25 |
| Southwest: | | | | | | | | | | | | | |
| 1960 | 202 | 95.7 | 31.2 | .98 | 44 | 4.1 | 78 | 2.8 | 8.5 | 28 | 95 | 100 | 31 |
| 1961 | 212 | 96.8 | 31.3 | .97 | 44 | 3.9 | 76 | 3.2 | 7.7 | 39 | 95 | 104 | 36 |
| West: | | | | | | | | | | | | | |
| 1960 | 144 | 98.4 | 34.5 | 1.08 | 44 | 4.2 | 90 | 2.5 | 8.2 | 22 | 120 | 98 | 25 |
| 1961 | 142 | 99.8 | 34.8 | 1.10 | 44 | 4.2 | 87 | 2.6 | 7.2 | 21 | 123 | 101 | 28 |
| U. S. Average: | | | | | | | | | | | | | |
| 1960 | 684 | 96.3 | 33.2 | 1.04 | 44 | 4.3 | 81 | 2.6 | 8.2 | 23 | 103 | 101 | 24 |
| 1961 | 659 | 97.8 | 33.4 | 1.04 | 44 | 4.1 | 80 | 2.7 | 7.3 | 27 | 106 | 104 | 28 |

1/ Based on a limited number of samples of modal quality.
2/ Results reported for both 1960 and 1961 crop years were obtained by the newly adopted processing procedures.

Table 2.--Cotton: Average results of classification, fiber tests, and carded yarn processing tests by state for American upland samples from selected gin points, crops of 1960 and 1961

| Area, state and crop year | Spinning lots tested | Classification | | Fiber length | | Micronaire | Fiber strength | | Elongation 1/8" | Shirley Analyzer | Color of raw stock | | | Color cl. lint | | Picker & card waste | Neps in card web |
|---|---|---|---|---|---|---|---|---|---|---|---|---|---|---|---|---|---|
| | | Grade | Staple | 2.5% span | 50/2.5 unif. | | Zero gauge | 1/8" gauge | | Total | Reflectance | Yellowness | Composite | Reflectance | Yellowness | | |
| SOUTHEAST AREA | No. | Index | 32d in. | In. | Pct. | Rdg. | Mpsi | G/tex | Pct. | Pct. | $R_d$ | +b | Index | $R_d$ | +b | Pct. | No. |
| Alabama | | | | | | | | | | | | | | | | | |
| 1960 | 34 | 96 | 33.4 | 1.04 | 45 | 4.5 | 78 | 20.4 | - | 2.3 | 72.2 | 9.0 | 94 | 74.4 | 9.1 | 7.7 | 21 |
| 1961 | 34 | 99 | 34.0 | 1.06 | 45 | 4.3 | 77 | 20.6 | 6.8 | 1.7 | 75.2 | 8.5 | 99 | 76.8 | 8.6 | 7.2 | 16 |
| Florida | | | | | | | | | | | | | | | | | |
| 1960 | - | - | - | - | - | - | - | - | - | - | - | - | - | - | - | - | - |
| 1961 | 3 | 85 | 33.0 | 1.03 | 43 | 3.9 | 70 | 18.2 | 6.9 | 3.5 | 68.6 | 7.9 | 87 | 71.8 | 8.2 | 9.5 | 22 |
| Georgia | | | | | | | | | | | | | | | | | |
| 1960 | 26 | 97 | 33.8 | 1.06 | 45 | 4.4 | 78 | 20.9 | - | 2.2 | 73.5 | 8.9 | 97 | 75.6 | 9.0 | 7.5 | 25 |
| 1961 | 23 | 97 | 34.0 | 1.05 | 45 | 4.3 | 79 | 20.5 | 6.4 | 2.2 | 74.3 | 8.6 | 98 | 76.4 | 8.7 | 7.6 | 18 |
| North Carolina | | | | | | | | | | | | | | | | | |
| 1960 | 21 | 95 | 33.7 | 1.05 | 45 | 4.4 | 74 | 19.8 | - | 2.4 | 72.0 | 8.6 | 94 | 74.1 | 8.7 | 7.9 | 17 |
| 1961 | 13 | 98 | 33.8 | 1.06 | 44 | 4.0 | 75 | 20.5 | 6.9 | 2.3 | 75.3 | 8.1 | 99 | 77.3 | 8.2 | 7.7 | 22 |
| South Carolina | | | | | | | | | | | | | | | | | |
| 1960 | 30 | 97 | 33.8 | 1.05 | 45 | 4.3 | 76 | 20.4 | - | 2.5 | 73.1 | 8.8 | 96 | 75.0 | 8.9 | 7.6 | 20 |
| 1961 | 18 | 98 | 33.6 | 1.05 | 44 | 4.1 | 74 | 19.3 | 6.7 | 2.2 | 73.8 | 8.5 | 97 | 76.4 | 8.6 | 8.0 | 23 |
| Virginia | | | | | | | | | | | | | | | | | |
| 1960 | 3 | 94 | 34.0 | 1.07 | 46 | 4.5 | 73 | 20.1 | - | 3.4 | 73.2 | 8.5 | 96 | 75.4 | 8.8 | 7.9 | 12 |
| 1961 | 3 | 94 | 35.3 | 1.11 | 45 | 4.2 | 77 | 21.1 | 6.7 | 3.0 | 73.7 | 7.9 | 98 | 75.9 | 8.1 | 7.8 | 14 |
| SOUTH CENTRAL AREA | | | | | | | | | | | | | | | | | |
| Arkansas | | | | | | | | | | | | | | | | | |
| 1960 | 70 | 96 | 33.9 | 1.07 | 43 | 4.5 | 80 | 21.0 | - | 2.6 | 73.6 | 8.3 | 96 | 76.6 | 8.4 | 7.9 | 20 |
| 1961 | 68 | 97 | 34.5 | 1.08 | 43 | 4.1 | 80 | 21.7 | 6.0 | 2.6 | 75.5 | 8.3 | 98 | 78.2 | 8.3 | 7.0 | 24 |
| Louisiana | | | | | | | | | | | | | | | | | |
| 1960 | 34 | 96 | 33.5 | 1.04 | 43 | 4.7 | 80 | 20.9 | - | 2.6 | 72.8 | 8.6 | 95 | 76.1 | 8.6 | 8.2 | 21 |
| 1961 | 25 | 97 | 34.1 | 1.06 | 43 | 4.3 | 78 | 21.7 | 6.3 | 2.6 | 75.4 | 8.2 | 98 | 78.1 | 8.3 | 7.1 | 31 |
| Mississippi | | | | | | | | | | | | | | | | | |
| 1960 | 63 | 95 | 33.6 | 1.05 | 44 | 4.7 | 80 | 21.1 | - | 2.9 | 72.7 | 8.5 | 95 | 76.1 | 8.7 | 8.3 | 15 |
| 1961 | 68 | 98 | 34.7 | 1.08 | 44 | 4.4 | 80 | 22.1 | 6.2 | 2.6 | 77.0 | 8.3 | 101 | 79.6 | 8.3 | 6.7 | 18 |
| Missouri | | | | | | | | | | | | | | | | | |
| 1960 | 24 | 96 | 34.0 | 1.07 | 44 | 4.3 | 82 | 22.0 | - | 2.4 | 75.3 | 8.2 | 99 | 77.5 | 8.3 | 7.8 | 20 |
| 1961 | 24 | 97 | 34.2 | 1.06 | 42 | 3.8 | 80 | 22.4 | 6.2 | 2.7 | 75.2 | 8.2 | 98 | 77.9 | 8.2 | 7.5 | 26 |
| Tennessee | | | | | | | | | | | | | | | | | |
| 1960 | 33 | 96 | 33.6 | 1.04 | 43 | 4.4 | 80 | 20.6 | - | 2.5 | 73.4 | 8.6 | 96 | 76.0 | 8.6 | 7.9 | 21 |
| 1961 | 26 | 98 | 34.1 | 1.06 | 43 | 4.0 | 79 | 21.7 | 6.2 | 2.3 | 76.1 | 8.6 | 99 | 78.4 | 8.7 | 6.6 | 26 |
| SOUTHWEST AREA | | | | | | | | | | | | | | | | | |
| Oklahoma | | | | | | | | | | | | | | | | | |
| Short staple | | | | | | | | | | | | | | | | | |
| 1960 | 13 | 90 | 30.0 | .93 | 45 | 4.4 | 80 | 20.4 | - | 3.5 | 69.8 | 9.5 | 90 | 73.3 | 9.6 | 8.6 | 24 |
| 1961 | 28 | 94 | 31.2 | .96 | 44 | 4.2 | 77 | 20.5 | 5.9 | 3.0 | 72.6 | 9.3 | 95 | 75.3 | 9.4 | 7.3 | 28 |
| Medium staple | | | | | | | | | | | | | | | | | |
| 1960 | 16 | 96 | 32.1 | 1.01 | 44 | 4.3 | 77 | 20.9 | - | 2.8 | 72.7 | 9.0 | 95 | 75.6 | 9.1 | 8.5 | 20 |
| 1961 | 3 | 96 | 35.3 | 1.11 | 44 | 3.9 | 80 | 23.4 | 7.3 | 3.4 | 74.9 | 7.8 | 98 | 78.4 | 8.0 | 8.3 | 46 |
| Northwest Texas | | | | | | | | | | | | | | | | | |
| Short staple | | | | | | | | | | | | | | | | | |
| 1960 | 53 | 96 | 30.4 | .95 | 44 | 3.8 | 80 | 21.3 | - | 3.1 | 73.4 | 9.6 | 95 | 75.5 | 9.6 | 7.9 | 39 |
| 1961 | 21 | 97 | 30.5 | .94 | 44 | 3.7 | 75 | 20.3 | 6.2 | 3.4 | 74.4 | 9.0 | 98 | 77.0 | 9.0 | 7.8 | 46 |

Table 2.--Continued

| Area, state and crop year | Spinning lots tested | Yarn strength | | Yarn elongation | | Yarn appearance | | Yarn imprfctns | | Trash in fabric | Color-22s bleached yarn | | | Color-22s dyed yarn | | |
|---|---|---|---|---|---|---|---|---|---|---|---|---|---|---|---|---|
| | | 22s or 26.8 tex | Second number | 22s or 26.8 tex | Second number | 22s or 26.8 tex | Second number | 22s or 26.8 tex | Second number | | Reflectance | Yellowness | Composite | Reflectance | Yellowness | Composite |
| | No. | Lbs. | Lbs. | Pct. | Pct. | Index | Index | No. | No. | Index | $R_d$ | +b | Index | $R_d$ | -b | Index |
| SOUTHEAST AREA | | | | | | | | | | | | | | | | |
| Alabama | | | 50s | | 50s | | 50s | | 50s | | | | | | | |
| 1960 | 33 | 102 | 34 | 6.0 | 4.4 | 106 | 97 | 18 | 14 | 94 | 83.8 | 3.4 | 100 | 27.1 | 26.1 | 104 |
| 1961 | 34 | 108 | 37 | 6.4 | 4.9 | 114 | 103 | 16 | 12 | 95 | 82.6 | 2.6 | 101 | 26.8 | 26.9 | 108 |
| Florida | | | | | | | | | | | | | | | | |
| 1960 | - | - | - | - | - | - | - | - | - | - | - | - | - | - | - | - |
| 1961 | 3 | 90 | 30 | 6.1 | 4.5 | 100 | 90 | 33 | 22 | 73 | 82.8 | 3.1 | 100 | 28.0 | 26.0 | 102 |
| Georgia | | | | | | | | | | | | | | | | |
| 1960 | 25 | 109 | 37 | 6.2 | 4.6 | 104 | 99 | 17 | 13 | 95 | 83.8 | 3.2 | 102 | 27.7 | 25.8 | 101 |
| 1961 | 23 | 101 | 36 | 5.9 | 4.5 | 112 | 101 | 18 | 14 | 91 | 82.4 | 2.7 | 100 | 27.6 | 26.4 | 104 |
| North Carolina | | | | | | | | | | | | | | | | |
| 1960 | 19 | 99 | 33 | 5.4 | 3.9 | 107 | 98 | 16 | 13 | 92 | 83.7 | 3.0 | 102 | 27.7 | 26.2 | 102 |
| 1961 | 13 | 103 | 35 | 6.5 | 4.9 | 109 | 97 | 23 | 16 | 88 | 82.8 | 2.5 | 102 | 28.0 | 26.2 | 103 |
| South Carolina | | | | | | | | | | | | | | | | |
| 1960 | 26 | 104 | 35 | 6.2 | 4.7 | 104 | 97 | 18 | 14 | 94 | 84.2 | 3.1 | 103 | 27.9 | 26.0 | 102 |
| 1961 | 18 | 95 | 33 | 6.0 | 4.5 | 106 | 97 | 20 | 16 | 89 | 82.8 | 2.6 | 102 | 27.6 | 26.7 | 105 |
| Virginia | | | | | | | | | | | | | | | | |
| 1960 | 3 | 108 | 38 | 6.7 | 5.0 | 120 | 107 | 14 | 9 | 97 | 84.3 | 2.8 | 104 | 26.1 | 27.1 | 110 |
| 1961 | 3 | 116 | 42 | 6.7 | 5.4 | 120 | 107 | 17 | 12 | 93 | 83.1 | 2.4 | 103 | 27.0 | 26.7 | 107 |
| SOUTH CENTRAL AREA | | | | | | | | | | | | | | | | |
| Arkansas | | | | | | | | | | | | | | | | |
| 1960 | 68 | 100 | 35 | 4.9 | 3.6 | 111 | 96 | 20 | 15 | 89 | 83.6 | 3.0 | 102 | 27.3 | 26.5 | 105 |
| 1961 | 68 | 108 | 41 | 6.4 | 5.0 | 110 | 97 | 25 | 18 | 85 | 82.9 | 2.8 | 101 | 26.7 | 26.5 | 106 |
| Louisiana | | | | | | | | | | | | | | | | |
| 1960 | 32 | 96 | 33 | 5.8 | 4.2 | 109 | 95 | 22 | 16 | 90 | 83.5 | 3.1 | 102 | 27.7 | 26.1 | 103 |
| 1961 | 25 | 104 | 39 | 6.3 | 4.9 | 108 | 94 | 26 | 19 | 85 | 82.7 | 2.9 | 100 | 27.0 | 26.6 | 106 |
| Mississippi | | | | | | | | | | | | | | | | |
| 1960 | 57 | 100 | 35 | 5.8 | 4.3 | 116 | 102 | 18 | 13 | 88 | 83.8 | 3.0 | 102 | 27.4 | 26.3 | 104 |
| 1961 | 68 | 109 | 41 | 6.4 | 5.1 | 116 | 101 | 21 | 15 | 87 | 83.1 | 2.7 | 102 | 26.4 | 26.8 | 108 |
| Missouri | | | | | | | | | | | | | | | | |
| 1960 | 24 | 109 | 39 | 5.0 | 3.8 | 108 | 92 | 23 | 16 | 86 | 83.7 | 2.9 | 102 | 26.4 | 26.8 | 108 |
| 1961 | 24 | 109 | 41 | 6.5 | 5.0 | 105 | 93 | 32 | 22 | 84 | 82.7 | 3.1 | 99 | 26.5 | 26.6 | 107 |
| Tennessee | | | | | | | | | | | | | | | | |
| 1960 | 28 | 99 | 35 | 6.2 | 4.6 | 109 | 95 | 22 | 17 | 88 | 83.8 | 3.3 | 101 | 27.0 | 26.3 | 105 |
| 1961 | 26 | 109 | 42 | 6.6 | 5.2 | 110 | 96 | 25 | 18 | 88 | 83.3 | 2.8 | 101 | 26.3 | 26.7 | 108 |
| SOUTHWEST AREA | | | | | | | | | | | | | | | | |
| Oklahoma | | | | | | | | | | | | | | | | |
| Short Staple: | | | 8s | | 8s | | 8s | | 8s | | | | | | | |
| 1960 | 13 | 90 | 270 | 6.0 | 6.5 | 102 | 113 | 32 | 50 | 84 | 83.6 | 3.9 | 98 | 26.9 | 26.1 | 104 |
| 1961 | 28 | 93 | 296 | 6.2 | 6.7 | 104 | 113 | 34 | 51 | 79 | 82.2 | 3.4 | 97 | 27.2 | 26.4 | 105 |
| Medium Staple: | | | 50s | | 50s | | 50s | | 50s | | | | | | | |
| 1960 | 16 | 97 | 33 | 6.3 | 4.6 | 108 | 96 | 26 | 18 | 88 | 83.4 | 3.5 | 100 | 26.5 | 26.4 | 106 |
| 1961 | 3 | 116 | 45 | 6.8 | 5.4 | 103 | 90 | 35 | 25 | 77 | 83.3 | 3.0 | 101 | 26.8 | 25.7 | 103 |
| Northwest Texas | | | | | | | | | | | | | | | | |
| Short Staple: | | | 8s | | 8s | | 8s | | 8s | | | | | | | |
| 1960 | 53 | 97 | 293 | 6.3 | 7.0 | 98 | 109 | 36 | 54 | 88 | 83.5 | 4.0 | 98 | 25.8 | 26.3 | 107 |
| 1961 | 121 | 93 | 296 | 6.5 | 6.8 | 97 | 107 | 40 | 61 | 84 | 82.3 | 3.0 | 98 | 27.2 | 25.9 | 103 |

Table 2.--Cotton: Average results of classification, fiber tests, and carded yarn processing tests by state for American upland samples from selected gin points, crops of 1960 and 1961--Continued

| Area, state and crop year | Spinning lots tested | Classification | | Fiber length | | Micronaire | Fiber strength | | Elongation 1/8" | Shirley Analyzer | Color of raw stock | | | Color cl. lint | | Picker & card waste | Neps in card web |
|---|---|---|---|---|---|---|---|---|---|---|---|---|---|---|---|---|---|
| | | Grade | Staple | 2.5% span | 50/2.5 unif. | | Zero gauge | 1/8" gauge | | Total | Reflectance | Yellowness | Composite | Reflectance | Yellowness | | |
| | No. | Index | 32d in. | In. | Pct. | Rdg. | Mpsi | G/tex | Pct. | Pct. | Rd | +b | Index | Rd | +b | Pct. | No. |
| SOUTHWEST AREA | | | | | | | | | | | | | | | | | |
| Northwest Texas | | | | | | | | | | | | | | | | | |
| Medium staple | | | | | | | | | | | | | | | | | |
| 1960 | 66 | 97 | 31.2 | .99 | 43 | 4.0 | 76 | 20.8 | - | 2.6 | 72.2 | 9.6 | 94 | 74.9 | 9.5 | 8.9 | 25 |
| 1961 | 3 | 99 | 32.3 | .99 | 44 | 3.5 | 72 | 20.1 | 6.7 | 2.8 | 76.9 | 8.5 | 101 | 78.0 | 8.5 | 7.7 | 39 |
| Long staple | | | | | | | | | | | | | | | | | |
| 1960 | - | - | - | - | - | - | - | - | - | - | - | - | - | - | - | - | - |
| 1961 | 4 | 100 | 34.8 | 1.09 | 42 | 3.7 | 93 | 24.4 | 5.3 | 2.5 | 76.1 | 8.4 | 100 | 77.9 | 8.2 | 7.2 | 19 |
| Central Texas | | | | | | | | | | | | | | | | | |
| Short staple | | | | | | | | | | | | | | | | | |
| 1960 | - | - | - | - | - | - | - | - | - | - | - | - | - | - | - | - | - |
| 1961 | 15 | 94 | 30.5 | .94 | 44 | 4.3 | 78 | 20.0 | 5.8 | 3.7 | 71.7 | 9.5 | 94 | 74.4 | 9.6 | 8.2 | 35 |
| Medium staple | | | | | | | | | | | | | | | | | |
| 1960 | 31 | 94 | 32.3 | 1.01 | 44 | 4.6 | 77 | 20.7 | - | 3.0 | 72.4 | 9.0 | 94 | 75.1 | 9.0 | 9.1 | 22 |
| 1961 | 15 | 100 | 34.1 | 1.07 | 44 | 4.1 | 77 | 22.2 | 6.8 | 2.3 | 76.2 | 8.6 | 100 | 78.6 | 8.8 | 6.8 | 26 |
| South Texas | | | | | | | | | | | | | | | | | |
| 1960 | 23 | 96 | 32.7 | 1.02 | 43 | 4.2 | 80 | 20.9 | - | 2.3 | 73.4 | 8.9 | 96 | 75.4 | 9.0 | 8.2 | 27 |
| 1961 | 23 | 98 | 33.0 | 1.03 | 45 | 4.5 | 77 | 20.8 | 6.0 | 2.5 | 74.2 | 8.9 | 97 | 76.6 | 8.9 | 7.8 | 22 |
| WESTERN AREA | | | | | | | | | | | | | | | | | |
| Arizona | | | | | | | | | | | | | | | | | |
| Medium staple | | | | | | | | | | | | | | | | | |
| 1960 | 39 | 98 | 34.2 | 1.08 | 43 | 4.3 | 88 | 24.0 | - | 3.0 | 75.9 | 8.6 | 100 | 78.8 | 8.6 | 8.6 | 22 |
| 1961 | 35 | 99 | 34.0 | 1.07 | 43 | 4.6 | 82 | 23.2 | 5.8 | 2.7 | 77.2 | 8.4 | 101 | 80.0 | 8.4 | 7.2 | 21 |
| Long staple | | | | | | | | | | | | | | | | | |
| 1960 | - | - | - | - | - | - | - | - | - | - | - | - | - | - | - | - | - |
| 1961 | 4 | 101 | 37.0 | 1.19 | 46 | 3.8 | 86 | 24.9 | 6.8 | 1.7 | 78.5 | 7.5 | 103 | 80.7 | 7.7 | 6.7 | 19 |
| California | | | | | | | | | | | | | | | | | |
| 1960 | 80 | 97 | 34.1 | 1.06 | 45 | 4.2 | 92 | 25.0 | - | 2.4 | 75.8 | 7.9 | 99 | 78.9 | 8.0 | 8.2 | 21 |
| 1961 | 69 | 99 | 34.1 | 1.06 | 45 | 4.3 | 91 | 25.6 | 5.2 | 2.8 | 76.9 | 8.1 | 101 | 79.7 | 8.1 | 7.3 | 20 |
| Nevada | | | | | | | | | | | | | | | | | |
| 1960 | 3 | 101 | 36.0 | 1.14 | 44 | 3.9 | 86 | 25.8 | - | 2.1 | 77.7 | 8.2 | 102 | 80.0 | 8.1 | 8.5 | 26 |
| 1961 | 3 | 101 | 37.0 | 1.19 | 43 | 3.3 | 84 | 25.2 | 7.0 | 3.2 | 77.9 | 8.0 | 102 | 79.9 | 8.2 | 7.8 | 29 |
| New Mexico | | | | | | | | | | | | | | | | | |
| 1960 | 10 | 101 | 36.7 | 1.16 | 44 | 3.8 | 87 | 24.7 | - | 1.9 | 78.9 | 8.2 | 90 | 80.0 | 8.3 | 7.5 | 24 |
| 1961 | 17 | 100 | 37.5 | 1.21 | 44 | 3.6 | 87 | 25.8 | 7.0 | 2.5 | 78.2 | 7.8 | 102 | 80.0 | 7.9 | 7.1 | 24 |
| West Texas | | | | | | | | | | | | | | | | | |
| Medium staple | | | | | | | | | | | | | | | | | |
| 1960 | - | - | - | - | - | - | - | - | - | - | - | - | - | - | - | - | - |
| 1961 | 3 | 104 | 35.0 | 1.06 | 44 | 4.4 | 73 | 21.4 | 7.3 | 1.6 | 79.1 | 8.5 | 104 | 80.9 | 8.3 | 6.6 | 18 |
| Long staple | | | | | | | | | | | | | | | | | |
| 1960 | 12 | 102 | 36.3 | 1.14 | 44 | 3.9 | 86 | 24.2 | - | 1.8 | 78.0 | 8.3 | 102 | 79.2 | 8.4 | 7.4 | 24 |
| 1961 | 11 | 103 | 36.4 | 1.16 | 43 | 3.5 | 85 | 24.2 | 6.9 | 1.8 | 79.0 | 8.2 | 104 | 80.3 | 8.4 | 6.8 | 24 |

Table 2.--Continued

| Area, state and crop year | Spinning lots tested | Yarn strength | | Yarn elongation | | Yarn appearance | | Yarn imprfctns | | Trash in fabric | Color-22s bleached yarn | | | Color-22s dyed yarn | | |
|---|---|---|---|---|---|---|---|---|---|---|---|---|---|---|---|---|
| | | 22s or 26.8 tex | Second number | 22s or 26.8 tex | Second number | 22s or 26.8 tex | Second number | 22s or 26.8 tex | Second number | | Reflectance | Yellowness | Composite | Reflectance | Blueness | Composite |
| | No. | Lbs. | Lbs. | Pct. | Pct. | Index | Index | No. | No. | Index | Rd | +b | Index | Rd | -b | Index |
| Northwest Texas, (Continued) | | | | | | | | | | | | | | | | |
| Medium Staple: | | | 50s | | 50s | | 50s | | 50s | | | | | | | |
| 1960 | 61 | 92 | 31 | 6.3 | 4.5 | 104 | 92 | 31 | 23 | 88 | 83.1 | 3.7 | 98 | 26.3 | 26.3 | 106 |
| 1961 | 3 | 97 | 35 | 6.6 | 5.1 | 103 | 90 | 33 | 23 | 83 | 82.3 | 3.0 | 99 | 27.0 | 26.5 | 106 |
| Long Staple: | | | | | | | | | | | | | | | | |
| 1960 | 3 | 126 | 46 | - * | - * | 107 | 90 | 15 | 12 | 100 | 84.5 | 2.8 | 105 | 25.5 | 27.2 | 111 |
| 1961 | 4 | 128 | 44 | 5.8 | 4.4 | 112 | 100 | 23 | 16 | 94 | 81.6 | 2.9 | 98 | 27.4 | 26.4 | 104 |
| Central Texas | | | 8s | | 8s | | 8s | | 8s | | | | | | | |
| Short Staple: | | | | | | | | | | | | | | | | |
| 1960 | - | - | - | - | - | - | - | - | - | - | - | - | - | - | - | - |
| 1961 | 15 | 86 | 277 | 5.8 | 6.4 | 99 | 110 | 44 | 67 | 75 | 81.7 | 3.2 | 97 | 28.1 | 25.8 | 101 |
| Medium Staple: | | | 50s | | 50s | | 50s | | 50s | | | | | | | |
| 1960 | 31 | 94 | 31 | 6.3 | 4.5 | 103 | 89 | 28 | 20 | 86 | 83.8 | 3.0 | 102 | 26.6 | 26.8 | 108 |
| 1961 | 15 | 107 | 40 | 6.5 | 5.1 | 109 | 95 | 24 | 18 | 87 | 82.4 | 3.0 | 99 | 26.8 | 26.4 | 106 |
| South Texas | | | | | | | | | | | | | | | | |
| 1960 | 23 | 98 | 35 | 6.1 | 4.8 | 104 | 92 | 27 | 19 | 91 | 84.8 | 3.0 | 104 | 26.4 | 26.8 | 108 |
| 1961 | 23 | 99 | 35 | 6.0 | 4.6 | 117 | 101 | 22 | 16 | 87 | 82.4 | 3.0 | 99 | 26.8 | 26.4 | 106 |
| WESTERN AREA | | | | | | | | | | | | | | | | |
| Arizona | | | | | | | | | | | | | | | | |
| Medium Staple: | | | | | | | | | | | | | | | | |
| 1960 | 31 | 111 | 41 | 5.8 | 4.5 | 105 | 93 | 26 | 19 | 90 | 84.4 | 3.0 | 104 | 26.0 | 26.6 | 107 |
| 1961 | 35 | 106 | 39 | 5.9 | 4.6 | 109 | 95 | 29 | 20 | 84 | 82.3 | 2.7 | 100 | 27.0 | 26.8 | 107 |
| Long Staple: | | | | | | | | | | | | | | | | |
| 1960 | 7 | 116 | 42 | - * | - * | 96 | 83 | 26 | 19 | 90 | 84.6 | 2.9 | 105 | 26.5 | 26.5 | 107 |
| 1961 | 4 | 140 | 52 | 7.2 | 5.6 | 108 | 95 | 23 | 16 | 95 | 83.0 | 2.5 | 102 | 27.6 | 25.7 | 101 |
| California | | | | | | | | | | | | | | | | |
| 1960 | 74 | 121 | 45 | 6.0 | 4.7 | 107 | 96 | 25 | 18 | 92 | 83.3 | 3.0 | 101 | 27.3 | 26.0 | 104 |
| 1961 | 69 | 122 | 47 | 5.9 | 4.6 | 108 | 96 | 28 | 19 | 84 | 82.3 | 2.7 | 100 | 27.0 | 26.8 | 107 |
| Nevada | | | | | | | | | | | | | | | | |
| 1960 | 3 | 128 | 48 | - * | - * | 90 | 83 | 27 | 23 | 93 | 84.2 | 3.1 | 103 | 27.0 | 26.4 | 106 |
| 1961 | 3 | 135 | 52 | 6.7 | 5.5 | 93 | 77 | 47 | 35 | 87 | 83.6 | 2.8 | 102 | 26.1 | 25.9 | 105 |
| New Mexico | | | | | | | | | | | | | | | | |
| 1960 | 10 | 129 | 49 | 6.5 | 4.8 | 98 | 90 | 21 | 15 | 98 | 84.2 | 2.7 | 104 | 26.4 | 26.3 | 106 |
| 1961 | 17 | 148 | 56 | 6.9 | 5.6 | 103 | 94 | 31 | 23 | 91 | 82.6 | 2.7 | 101 | 27.1 | 26.2 | 104 |
| West Texas | | | | | | | | | | | | | | | | |
| Medium Staple: | | | | | | | | | | | | | | | | |
| 1960 | - | - | - | - | - | - | - | - | - | - | - | - | - | - | - | - |
| 1961 | 3 | 104 | 38 | 6.8 | 5.2 | 113 | 100 | 16 | 13 | 100 | 83.1 | 2.3 | 104 | 24.6 | 28.0 | 117 |
| Long Staple: | | | | | | | | | | | | | | | | |
| 1960 | 10 | 126 | 47 | - * | - * | 98 | 85 | 21 | 16 | 97 | 84.6 | 2.9 | 105 | 26.6 | 26.5 | 107 |
| 1961 | 11 | 137 | 51 | 7.0 | 5.5 | 103 | 94 | 24 | 18 | 87 | 83.6 | 2.8 | 102 | 26.1 | 25.9 | 105 |

* Data not available

Table 3.--Cotton: Average results of fiber and carded yarn processing tests by grade and staple combinations for American upland samples from selected gin points, crop of 1961

| Staple group, area, staple and grade | Spinning lots tested | Fiber length | | Micro-naire | Fiber strength | | Elon-gation 1/8" | Shirley Analyzer | Color of raw stock | | | Color cl. lint | | Picker & card waste | Neps in card web |
|---|---|---|---|---|---|---|---|---|---|---|---|---|---|---|---|
| | | 2.5% span | 50/2.5 unif. | | Zero gauge | 1/8" gauge | | Total | Reflect-ance | Yellow-ness | Com-posite | Reflect-ance | Yellow-ness | | |
| | No. | In. | Pct. | Rdg. | Mpsi | G/tex | Pct. | Pct. | Rd | +b | Index | Rd | +b | Pct. | No. |
| SHORT STAPLE GROUP | | | | | | | | | | | | | | | |
| Southwest Area | | | | | | | | | | | | | | | |
| 15/16" staple: | | | | | | | | | | | | | | | |
| SMltsp | 6 | 0.93 | 45 | 4.1 | 80 | 20.4 | 5.1 | 2.8 | 76.0 | 9.6 | 101 | 77.9 | 9.3 | 6.9 | 26 |
| M | 7 | .92 | 45 | 3.8 | 73 | 20.2 | 6.3 | 2.8 | 76.2 | 8.6 | 100 | 79.0 | 8.5 | 7.4 | 37 |
| Mltsp | 37 | .92 | 44 | 3.6 | 74 | 20.0 | 6.0 | 3.4 | 73.8 | 9.0 | 97 | 76.7 | 9.1 | 7.9 | 52 |
| SLMltsp | 20 | .91 | 44 | 3.7 | 78 | 20.8 | 5.9 | 4.5 | 70.3 | 9.2 | 91 | 73.7 | 9.5 | 9.0 | 66 |
| 31/32" staple: | | | | | | | | | | | | | | | |
| SMltsp | 12 | .95 | 45 | 4.1 | 80 | 20.3 | 5.3 | 2.3 | 75.6 | 9.5 | 100 | 77.5 | 9.3 | 6.7 | 26 |
| M | 17 | .96 | 44 | 3.7 | 71 | 19.7 | 7.4 | 2.8 | 76.3 | 8.7 | 100 | 78.0 | 8.5 | 7.2 | 40 |
| Mltsp | 23 | .95 | 44 | 4.0 | 74 | 20.0 | 6.2 | 3.0 | 73.7 | 9.1 | 97 | 76.1 | 9.2 | 7.4 | 39 |
| SLMltsp | 9 | .96 | 44 | 4.0 | 76 | 20.4 | 5.9 | 4.0 | 70.8 | 9.2 | 92 | 74.3 | 9.4 | 8.3 | 38 |
| 1" staple: | | | | | | | | | | | | | | | |
| Mltsp | 7 | .99 | 45 | 4.3 | 78 | 20.9 | 6.2 | 3.1 | 74.7 | 9.2 | 99 | 76.9 | 9.0 | 7.3 | 24 |
| MEDIUM STAPLE GROUP | | | | | | | | | | | | | | | |
| Southeast Area | | | | | | | | | | | | | | | |
| 1-1/32" staple: | | | | | | | | | | | | | | | |
| M | 10 | 1.03 | 44 | 4.0 | 75 | 19.7 | 6.8 | 1.8 | 75.9 | 8.6 | 100 | 77.3 | 8.8 | 7.2 | 20 |
| SLM | 7 | 1.03 | 44 | 4.2 | 77 | 19.6 | 6.6 | 2.8 | 73.1 | 8.3 | 96 | 75.5 | 8.5 | 8.3 | 20 |
| LM | 5 | 1.03 | 44 | 3.9 | 70 | 18.8 | 6.9 | 3.1 | 68.7 | 7.9 | 87 | 71.4 | 8.1 | 9.4 | 21 |
| 1-1/16" staple: | | | | | | | | | | | | | | | |
| SM | 8 | 1.06 | 46 | 4.3 | 78 | 21.4 | 7.0 | 1.2 | 77.7 | 8.5 | 102 | 79.3 | 8.3 | 6.3 | 17 |
| M | 26 | 1.06 | 45 | 4.3 | 78 | 21.0 | 6.6 | 1.7 | 76.2 | 8.5 | 101 | 78.3 | 8.6 | 7.1 | 18 |
| SLM | 9 | 1.07 | 44 | 3.8 | 74 | 19.8 | 6.9 | 2.8 | 73.0 | 8.1 | 95 | 75.4 | 8.3 | 8.4 | 25 |
| 1-3/32" staple: | | | | | | | | | | | | | | | |
| M | 10 | 1.10 | 45 | 4.2 | 78 | 21.3 | 6.9 | 1.8 | 76.8 | 8.5 | 102 | 78.4 | 8.6 | 6.8 | 16 |
| South Central Area | | | | | | | | | | | | | | | |
| 1-1/16" staple: | | | | | | | | | | | | | | | |
| SM | 23 | 1.06 | 44 | 4.5 | 79 | 21.9 | 6.3 | 1.8 | 78.9 | 8.5 | 104 | 80.8 | 8.4 | 5.7 | 17 |
| M | 53 | 1.06 | 43 | 4.1 | 80 | 21.8 | 6.2 | 2.3 | 77.4 | 8.3 | 102 | 79.7 | 8.3 | 6.5 | 23 |
| Mltsp | 5 | 1.07 | 44 | 3.8 | 78 | 22.1 | 6.5 | 2.7 | 73.7 | 8.6 | 97 | 77.0 | 8.7 | 7.9 | 22 |
| SLM | 28 | 1.06 | 43 | 3.9 | 79 | 21.8 | 6.0 | 3.1 | 74.7 | 8.0 | 98 | 77.9 | 8.2 | 7.6 | 28 |
| 1-3/32" staple: | | | | | | | | | | | | | | | |
| SM | 9 | 1.08 | 45 | 4.6 | 81 | 22.2 | 6.0 | 1.7 | 78.8 | 8.3 | 103 | 80.7 | 8.2 | 5.9 | 19 |
| M | 39 | 1.09 | 43 | 4.2 | 81 | 22.3 | 6.1 | 2.3 | 78.0 | 8.2 | 102 | 80.2 | 8.2 | 6.3 | 20 |
| SLM | 12 | 1.09 | 43 | 4.1 | 80 | 23.0 | 6.6 | 3.2 | 75.2 | 8.0 | 98 | 78.6 | 8.0 | 7.3 | 25 |
| 1-1/8" staple: | | | | | | | | | | | | | | | |
| M | 7 | 1.12 | 44 | 4.2 | 80 | 22.6 | 6.1 | 2.5 | 77.6 | 8.3 | 102 | 79.5 | 8.4 | 6.9 | 19 |
| Southwest Area | | | | | | | | | | | | | | | |
| 1-1/32" staple: | | | | | | | | | | | | | | | |
| M | 8 | 1.02 | 45 | 4.7 | 78 | 21.0 | 6.0 | 2.2 | 75.9 | 8.9 | 100 | 78.2 | 8.8 | 7.2 | 22 |
| 1-1/16" staple: | | | | | | | | | | | | | | | |
| M | 10 | 1.05 | 44 | 4.0 | 78 | 21.8 | 6.5 | 2.3 | 76.6 | 8.6 | 101 | 78.7 | 8.6 | 7.4 | 30 |
| Western Area | | | | | | | | | | | | | | | |
| 1-1/16" staple: | | | | | | | | | | | | | | | |
| SM | 9 | 1.06 | 43 | 5.0 | 85 | 23.4 | 5.8 | 2.0 | 79.3 | 8.3 | 104 | 81.0 | 8.3 | 6.2 | 16 |
| M | 62 | 1.06 | 45 | 4.5 | 89 | 25.1 | 5.3 | 2.7 | 77.4 | 8.1 | 101 | 80.0 | 8.2 | 7.1 | 17 |
| SLM | 12 | 1.06 | 44 | 4.0 | 88 | 24.7 | 5.1 | 3.5 | 74.1 | 7.9 | 97 | 77.8 | 8.1 | 8.6 | 36 |
| 1-3/32" staple: | | | | | | | | | | | | | | | |
| M | 9 | 1.09 | 46 | 4.5 | 90 | 26.0 | 5.4 | 2.9 | 77.4 | 8.2 | 101 | 80.2 | 8.3 | 6.8 | 15 |
| LONG STAPLE GROUP | | | | | | | | | | | | | | | |
| Western Area | | | | | | | | | | | | | | | |
| 1-1/8" staple: | | | | | | | | | | | | | | | |
| M | 5 | 1.15 | 43 | 3.1 | 84 | 24.1 | 6.9 | 2.4 | 78.3 | 7.7 | 103 | 80.1 | 7.9 | 7.1 | 31 |
| 1-5/32" staple: | | | | | | | | | | | | | | | |
| SM | 6 | 1.18 | 45 | 3.8 | 85 | 24.4 | 7.1 | 1.6 | 79.5 | 8.2 | 104 | 80.7 | 8.3 | 6.3 | 22 |
| M | 11 | 1.20 | 45 | 3.6 | 85 | 25.0 | 7.1 | 2.4 | 77.9 | 7.8 | 102 | 80.2 | 7.9 | 7.3 | 24 |

Table 3.--Continued

| Staple group, area, staple and grade | Spinning lots tested | Yarn strength | | Yarn elongation | | Yarn appearance | | Yarn imprfctns | | Trash in fabric | Color-22s bleached yarn | | | Color-22s dyed yarn | | |
|---|---|---|---|---|---|---|---|---|---|---|---|---|---|---|---|---|
| | | 22s or 26.8 tex | Second number | 22s or 26.8 tex | Second number | 22s or 26.8 tex | Second number | 22s or 26.8 tex | Second number | | Reflectance | Yellowness | Composite | Reflectance | Blueness | Composite |
| | No. | Lbs. | Lbs. | Pct. | Pct. | Index | Index | No. | No. | Index | Rd | +b | Index | Rd | -b | Index |
| SHORT STAPLE GROUP | | | | | | | | | | | | | | | | |
| Southwest Area | | | | | | | | | | | | | | | | |
| 15/16" staple: | | | 8s | | 8s | | 8s | | 8s | | | | | | | |
| SMltsp | 6 | 92 | 287 | 5.7 | 6.3 | 105 | 117 | 23 | 35 | 100 | 82.4 | 3.0 | 99 | 26.5 | 26.6 | 107 |
| M | 7 | 92 | 293 | 6.4 | 6.8 | 100 | 107 | 33 | 52 | 89 | 82.2 | 3.0 | 99 | 27.3 | 26.2 | 104 |
| Mltsp | 37 | 91 | 289 | 6.4 | 6.5 | 94 | 104 | 41 | 61 | 83 | 82.0 | 3.5 | 96 | 27.7 | 25.4 | 100 |
| SLMltsp | 20 | 90 | 288 | 6.0 | 6.2 | 92 | 104 | 58 | 88 | 72 | 81.5 | 3.8 | 94 | 28.4 | 25.2 | 98 |
| 31/32" staple: | | | | | | | | | | | | | | | | |
| SMltsp | 12 | 94 | 297 | 6.0 | 6.6 | 106 | 115 | 26 | 40 | 91 | 82.6 | 2.9 | 100 | 26.2 | 26.6 | 108 |
| M | 17 | 92 | 292 | 7.0 | 7.6 | 97 | 108 | 37 | 60 | 90 | 83.1 | 2.8 | 101 | 26.6 | 26.6 | 107 |
| Mltsp | 23 | 92 | 293 | 6.5 | 6.9 | 101 | 110 | 38 | 57 | 82 | 82.3 | 3.4 | 97 | 27.2 | 26.0 | 103 |
| SLMltsp | 9 | 92 | 295 | 6.2 | 6.7 | 98 | 106 | 46 | 67 | 69 | 81.8 | 3.7 | 95 | 28.3 | 25.4 | 99 |
| 1" staple: | | | | | | | | | | | | | | | | |
| Mltsp | 7 | 97 | 307 | 6.4 | 6.8 | 106 | 111 | 32 | 50 | 84 | 83.2 | 2.9 | 101 | 26.5 | 26.6 | 107 |
| MEDIUM STAPLE GROUP | | | | | | | | | | | | | | | | |
| Southeast Area | | | | | | | | | | | | | | | | |
| 1-1/32" staple: | | | 50s | | 50s | | 50s | | 50s | | | | | | | |
| M | 10 | 102 | 33 | 6.3 | 4.7 | 109 | 99 | 17 | 14 | 89 | 83.0 | 2.4 | 103 | 27.0 | 26.4 | 105 |
| SLM | 7 | 94 | 30 | 5.7 | 4.1 | 107 | 97 | 20 | 15 | 89 | 82.8 | 2.7 | 101 | 28.8 | 26.1 | 100 |
| LM | 5 | 92 | 31 | 6.1 | 4.6 | 102 | 92 | 32 | 22 | 76 | 82.6 | 3.0 | 97 | 27.9 | 26.3 | 103 |
| 1-1/16" staple: | | | | | | | | | | | | | | | | |
| SM | 8 | 114 | 40 | 6.7 | 5.2 | 116 | 104 | 12 | 9 | 104 | 82.6 | 2.4 | 102 | 26.1 | 27.5 | 112 |
| M | 26 | 108 | 37 | 6.4 | 4.9 | 115 | 103 | 16 | 12 | 94 | 82.6 | 2.6 | 101 | 27.2 | 26.7 | 106 |
| SLM | 9 | 101 | 35 | 6.5 | 5.0 | 107 | 94 | 26 | 18 | 84 | 82.9 | 2.4 | 102 | 28.3 | 26.2 | 102 |
| 1-3/32" staple: | | | | | | | | | | | | | | | | |
| M | 10 | 116 | 42 | 6.8 | 5.3 | 111 | 103 | 17 | 13 | 96 | 82.7 | 2.5 | 101 | 25.9 | 27.1 | 110 |
| South Central Area | | | | | | | | | | | | | | | | |
| 1-1/16" staple: | | | | | | | | | | | | | | | | |
| SM | 23 | 108 | 41 | 6.4 | 5.1 | 118 | 103 | 16 | 12 | 89 | 83.0 | 2.4 | 103 | 25.6 | 27.1 | 111 |
| M | 53 | 107 | 40 | 6.5 | 5.1 | 112 | 98 | 23 | 17 | 90 | 83.4 | 2.7 | 103 | 26.6 | 26.9 | 108 |
| Mltsp | 5 | 108 | 41 | 6.6 | 5.1 | 110 | 94 | 23 | 16 | 94 | 82.8 | 3.2 | 99 | 25.7 | 26.6 | 109 |
| SLM | 28 | 106 | 40 | 6.5 | 5.0 | 108 | 95 | 30 | 21 | 81 | 83.2 | 3.1 | 101 | 27.1 | 26.2 | 104 |
| 1-3/32" staple: | | | | | | | | | | | | | | | | |
| SM | 9 | 109 | 41 | 6.3 | 4.9 | 117 | 101 | 19 | 13 | 87 | 82.8 | 2.7 | 102 | 25.8 | 26.9 | 110 |
| M | 39 | 111 | 42 | 6.6 | 5.1 | 113 | 100 | 22 | 15 | 87 | 83.3 | 2.7 | 102 | 26.1 | 27.1 | 110 |
| SLM | 12 | 112 | 43 | 6.6 | 5.2 | 110 | 95 | 27 | 20 | 82 | 82.8 | 2.9 | 100 | 26.8 | 26.4 | 106 |
| 1-1/8" staple: | | | | | | | | | | | | | | | | |
| M | 7 | 114 | 44 | 6.5 | 5.1 | 110 | 100 | 24 | 17 | 89 | 83.3 | 2.6 | 103 | 26.1 | 27.0 | 110 |
| Southwest Area | | | | | | | | | | | | | | | | |
| 1-1/32" staple: | | | | | | | | | | | | | | | | |
| M | 8 | 99 | 35 | 5.9 | 4.5 | 119 | 104 | 18 | 14 | 102 | 83.0 | 2.6 | 101 | 26.8 | 27.3 | 110 |
| 1-1/16" staple: | | | | | | | | | | | | | | | | |
| M | 10 | 105 | 39 | 6.4 | 5.0 | 113 | 95 | 26 | 19 | 90 | 83.5 | 2.6 | 103 | 26.8 | 27.2 | 110 |
| Western Area | | | | | | | | | | | | | | | | |
| 1-1/16" staple: | | | | | | | | | | | | | | | | |
| SM | 9 | 106 | 38 | 5.9 | 4.5 | 114 | 100 | 21 | 14 | 86 | 81.8 | 2.5 | 99 | 26.1 | 27.6 | 112 |
| M | 62 | 119 | 46 | 5.9 | 4.7 | 110 | 97 | 26 | 18 | 86 | 82.1 | 2.8 | 99 | 26.4 | 26.7 | 108 |
| SLM | 12 | 116 | 44 | 5.7 | 4.4 | 99 | 88 | 41 | 30 | 82 | 81.3 | 3.2 | 96 | 27.3 | 25.6 | 101 |
| 1-3/32" staple: | | | | | | | | | | | | | | | | |
| M | 9 | 125 | 50 | 6.0 | 4.9 | 113 | 100 | 26 | 17 | 89 | 82.2 | 2.7 | 100 | 25.8 | 27.3 | 111 |
| LONG STAPLE GROUP | | | | | | | | | | | | | | | | |
| Western Area | | | | | | | | | | | | | | | | |
| 1-1/8" staple: | | | | | | | | | | | | | | | | |
| M | 5 | 137 | 51 | 7.2 | 5.7 | 98 | 88 | 36 | 26 | 94 | 83.2 | 2.5 | 103 | 27.6 | 25.4 | 100 |
| 1-5/32" staple: | | | | | | | | | | | | | | | | |
| SM | 8 | 142 | 53 | 6.8 | 5.4 | 106 | 92 | 23 | 16 | 94 | 82.7 | 2.6 | 102 | 26.1 | 27.0 | 110 |
| M | 11 | 141 | 54 | 7.0 | 5.8 | 99 | 91 | 28 | 22 | 94 | 83.2 | 2.6 | 102 | 26.6 | 26.4 | 106 |

Table 4.--Cotton: Average of classification, fiber tests, and carded yarn processing tests by variety for American upland samples from selected 100 percent one-variety gin points, crop of 1961

| Processing group, variety, and state | Spinning lots tested | Classification | | Fiber length | | Micronaire | Fiber strength | | Elongation 1/8" | Shirley Analyzer | Color of raw stock | | | Color cl. lint | | Picker & card waste | Neps in card web |
|---|---|---|---|---|---|---|---|---|---|---|---|---|---|---|---|---|---|
| | | Grade | Staple | 2.5% span | 50/2.5 unif. | | Zero gauge | 1/8" gauge | | Total | Reflectance | Yellowness | Composite | Reflectance | Yellowness | | |
| | No. | Index | 32d in. | In. | Pct. | Rdg. | Mpsi | G/tex | Pct. | Pct. | Rd | +b | Index | Rd | +b | Pct. | No. |
| SHORT STAPLE | | | | | | | | | | | | | | | | | |
| Lankart 57 | | | | | | | | | | | | | | | | | |
| Central Texas | 6 | 94 | 30.7 | 0.94 | 44 | 4.3 | 76 | 19.7 | 6.0 | 3.6 | 71.9 | 9.6 | 95 | 73.9 | 9.7 | 8.3 | 29 |
| N. W. Texas | 4 | 100 | 30.5 | .94 | 43 | 3.4 | 65 | 18.1 | 7.8 | 3.2 | 74.8 | 8.8 | 98 | 76.8 | 8.4 | 7.4 | 42 |
| Lankart 611 | | | | | | | | | | | | | | | | | |
| N. W. Texas | 3 | 98 | 31.0 | .95 | 43 | 3.3 | 70 | 19.3 | 7.0 | 2.8 | 74.9 | 8.7 | 99 | 77.2 | 8.6 | 8.1 | 62 |
| Lockett | | | | | | | | | | | | | | | | | |
| N. W. Texas | 4 | 96 | 32.2 | 1.00 | 45 | 4.6 | 83 | 22.2 | 5.2 | 3.3 | 74.1 | 8.9 | 98 | 76.5 | 8.9 | 7.2 | 17 |
| Northern Star | | | | | | | | | | | | | | | | | |
| Central Texas | 3 | 93 | 30.7 | .95 | 42 | 3.8 | 81 | 20.5 | 5.3 | 4.1 | 72.9 | 9.3 | 95 | 76.2 | 9.4 | 8.1 | 51 |
| Paymaster | | | | | | | | | | | | | | | | | |
| N. W. Texas | 3 | 99 | 30.7 | .94 | 45 | 3.1 | 72 | 20.6 | 7.8 | 3.2 | 76.9 | 8.6 | 101 | 78.6 | 8.8 | 7.8 | 66 |
| MEDIUM STAPLE | | | | | | | | | | | | | | | | | |
| Acala 4-42 | | | | | | | | | | | | | | | | | |
| California | 45 | 99 | 34.2 | 1.07 | 46 | 4.3 | 92 | 26.1 | 5.2 | 2.9 | 76.8 | 8.0 | 100 | 79.7 | 8.1 | 7.4 | 20 |
| All-in-one | | | | | | | | | | | | | | | | | |
| South Carolina | 3 | 100 | 33.7 | 1.04 | 43 | 3.8 | 73 | 19.6 | 7.4 | 1.5 | 75.0 | 8.8 | 99 | 77.0 | 8.6 | 7.3 | 32 |
| Auburn 56 | | | | | | | | | | | | | | | | | |
| Alabama | 6 | 98 | 33.5 | 1.04 | 45 | 4.1 | 76 | 21.0 | 7.0 | 1.8 | 75.4 | 8.8 | 99 | 76.8 | 8.8 | 7.4 | 22 |
| Mississippi | 2 | 97 | 34.5 | 1.08 | 44 | 4.0 | 78 | 22.4 | 5.8 | 2.8 | 76.6 | 8.2 | 100 | 79.4 | 8.0 | 7.4 | 22 |
| Missouri | 3 | 98 | 34.3 | 1.04 | 42 | 3.7 | 81 | 22.3 | 5.9 | 2.3 | 76.0 | 8.2 | 99 | 79.3 | 8.1 | 6.8 | 28 |
| Coker 100 | | | | | | | | | | | | | | | | | |
| Alabama | 3 | 101 | 34.7 | 1.09 | 46 | 4.2 | 75 | 20.2 | 7.2 | 1.6 | 73.1 | 9.3 | 96 | 74.4 | 9.2 | 7.5 | 17 |
| North Carolina | 3 | 101 | 34.0 | 1.07 | 44 | 4.0 | 76 | 21.3 | 7.0 | 1.7 | 77.4 | 8.3 | 102 | 78.6 | 8.4 | 7.1 | 23 |
| South Carolina | 6 | 98 | 34.0 | 1.06 | 44 | 4.3 | 75 | 19.7 | 6.8 | 2.4 | 75.1 | 8.5 | 99 | 76.9 | 8.6 | 8.0 | 17 |
| DeKalb 108 | | | | | | | | | | | | | | | | | |
| Georgia | 3 | 100 | 34.7 | 1.08 | 44 | 4.4 | 80 | 21.4 | 6.6 | 2.3 | 76.5 | 8.5 | 101 | 79.1 | 8.7 | 7.3 | 18 |
| DeKalb 220 | | | | | | | | | | | | | | | | | |
| Georgia | 2 | 100 | 34.0 | 1.06 | 45 | 4.5 | 79 | 22.0 | 6.7 | 1.6 | 76.6 | 8.7 | 102 | 78.1 | 8.6 | 6.9 | 20 |
| Delfos 9169 | | | | | | | | | | | | | | | | | |
| Arkansas | 9 | 99 | 35.2 | 1.12 | 42 | 3.8 | 77 | 21.9 | 6.2 | 2.5 | 75.3 | 8.4 | 98 | 77.9 | 8.3 | 7.2 | 26 |
| Mississippi | 2 | 97 | 36.5 | 1.16 | 42 | 3.8 | 80 | 21.2 | 5.2 | 2.8 | 77.6 | 8.1 | 102 | 79.6 | 8.0 | 7.4 | 24 |
| Deltapine 15 | | | | | | | | | | | | | | | | | |
| Arkansas | 3 | 100 | 35.0 | 1.10 | 44 | 4.1 | 83 | 24.4 | 6.8 | 2.5 | 77.9 | 8.2 | 102 | 80.4 | 8.1 | 6.6 | 17 |
| Mississippi | 11 | 95 | 34.7 | 1.08 | 44 | 4.3 | 80 | 22.5 | 6.3 | 2.9 | 75.6 | 8.4 | 99 | 79.4 | 8.6 | 7.0 | 18 |

Table 4.--Continued

| Processing group, variety, and state | Spinning lots tested | Yarn strength | | Yarn elongation | | Yarn appearance | | Yarn imprfctns | | Trash in fabric | Color-22s bleached yarn | | | Color-22s dyed yarn | | |
|---|---|---|---|---|---|---|---|---|---|---|---|---|---|---|---|---|
| | | 22s or 26.8 tex | Second number | 22s or 26.8 tex | Second number | 22s or 26.8 tex | Second number | 22s or 26.8 tex | Second number | | Reflectance | Yellowness | Composite | Reflectance | Blueness | Composite |
| | No. | Lbs. | Lbs. | Pct. | Pct. | Index | Index | No. | No. | Index | Rd | +b | Index | Rd | -b | Index |
| SHORT STAPLE | | | | | | | | | | | | | | | | |
| Lankart 57 | | | 8s | | 8s | | 8s | | 8s | | | | | | | |
| Central Texas | 6 | 86 | 276 | 5.9 | 6.5 | 102 | 108 | 43 | 67 | 77 | 81.8 | 3.4 | 97 | 27.8 | 25.8 | 102 |
| N. W. Texas | 4 | 85 | 274 | 7.3 | 7.4 | 92 | 105 | 45 | 71 | 82 | 82.9 | 3.0 | 100 | 27.3 | 25.7 | 102 |
| Lankart 611 | | | | | | | | | | | | | | | | |
| N. W. Texas | 3 | 90 | 286 | 6.9 | 7.3 | 87 | 100 | 53 | 87 | 83 | 83.0 | 2.7 | 102 | 27.4 | 25.5 | 101 |
| Lockett | | | | | | | | | | | | | | | | |
| N. W. Texas | 4 | 101 | 315 | 6.1 | 6.4 | 112 | 118 | 24 | 35 | 88 | 82.1 | 3.2 | 98 | 27.1 | 26.7 | 106 |
| Northern Star | | | | | | | | | | | | | | | | |
| Central Texas | 3 | 90 | 284 | 5.8 | 6.2 | 97 | 110 | 49 | 71 | 73 | 81.6 | 3.3 | 96 | 28.9 | 24.8 | 95 |
| Paymaster | | | | | | | | | | | | | | | | |
| N. W. Texas | 3 | 98 | 310 | 7.2 | 7.6 | 90 | 100 | 45 | 66 | 83 | 82.8 | 3.2 | 99 | 26.5 | 26.0 | 105 |
| MEDIUM STAPLE | | | | | | | | | | | | | | | | |
| Acala 4-42 | | | 50s | | 50s | | 50s | | 50s | | | | | | | |
| California | 45 | 127 | 50 | 5.9 | 4.8 | 108 | 96 | 29 | 20 | 87 | 81.8 | 3.0 | 98 | 25.8 | 26.7 | 109 |
| All-in-one | | | | | | | | | | | | | | | | |
| South Carolina | 3 | 99 | 33 | 6.5 | 5.0 | 100 | 93 | 22 | 18 | 83 | 82.9 | 2.7 | 101 | 27.5 | 26.8 | 106 |
| Auburn 56 | | | | | | | | | | | | | | | | |
| Alabama | 6 | 107 | 36 | 6.4 | 5.0 | 110 | 97 | 16 | 13 | 97 | 82.9 | 2.5 | 102 | 27.1 | 26.5 | 106 |
| Mississippi | 2 | 110 | 42 | 6.6 | 5.2 | 110 | 100 | 31 | 24 | 85 | 83.6 | 2.8 | 103 | 26.8 | 26.5 | 106 |
| Missouri | 3 | 107 | 40 | 6.5 | 5.0 | 100 | 87 | 38 | 27 | 77 | 82.8 | 2.9 | 100 | 26.8 | 26.6 | 106 |
| Coker 100 | | | | | | | | | | | | | | | | |
| Alabama | 3 | 110 | 39 | 6.9 | 5.4 | 110 | 100 | 17 | 12 | 100 | 83.3 | 2.4 | 103 | 26.4 | 26.6 | 107 |
| North Carolina | 3 | 111 | 38 | 6.7 | 5.1 | 107 | 97 | 19 | 15 | 93 | 82.9 | 2.5 | 102 | 25.7 | 26.9 | 110 |
| South Carolina | 6 | 100 | 34 | 6.1 | 4.5 | 113 | 103 | 17 | 12 | 95 | 82.6 | 2.6 | 101 | 27.1 | 27.1 | 108 |
| DeKalb 108 | | | | | | | | | | | | | | | | |
| Georgia | 3 | 116 | 41 | 6.7 | 5.2 | 113 | 100 | 14 | 12 | 97 | 83.0 | 2.3 | 103 | 26.0 | 27.7 | 113 |
| DeKalb 220 | | | | | | | | | | | | | | | | |
| Georgia | 2 | 110 | 38 | 6.8 | 5.2 | 110 | 105 | 20 | 15 | 90 | 82.2 | 2.8 | 99 | 26.0 | 26.8 | 109 |
| Delfos 9169 | | | | | | | | | | | | | | | | |
| Arkansas | 9 | 109 | 41 | 6.6 | 5.1 | 104 | 91 | 27 | 20 | 86 | 83.0 | 2.9 | 101 | 26.8 | 26.6 | 106 |
| Mississippi | 2 | 112 | 43 | 6.0 | 4.7 | 110 | 95 | 30 | 20 | 85 | 84.0 | 2.8 | 104 | 27.0 | 26.2 | 105 |
| Deltapine 15 | | | | | | | | | | | | | | | | |
| Arkansas | 3 | 121 | 47 | 6.9 | 5.5 | 113 | 100 | 22 | 15 | 83 | 83.3 | 2.7 | 102 | 25.6 | 27.2 | 111 |
| Mississippi | 11 | 110 | 42 | 6.3 | 5.0 | 116 | 103 | 21 | 15 | 84 | 83.1 | 2.8 | 102 | 26.7 | 26.8 | 108 |

Table 4.--Cotton: Average of classification, fiber tests, and carded yarn processing tests by variety for American upland samples from selected 100 percent one-variety gin points, crop of 1961--Continued

| Processing group, variety, and state | Spinning lots tested | Classification | | Fiber length | | Micronaire | Fiber strength | | Elongation 1/8" | Shirley Analyzer | Color of raw stock | | | Color cl. lint | | Picker & card waste | Neps in card web |
|---|---|---|---|---|---|---|---|---|---|---|---|---|---|---|---|---|---|
| | | Grade | Staple | 2.5% span | 50/2.5 unif. | | Zero gauge | 1/8" gauge | | Total | Reflectance | Yellowness | Composite | Reflectance | Yellowness | | |
| | No. | Index | 32d in. | In. | Pct. | Rdg. | Mpsi | G/tex | Pct. | Pct. | $R_d$ | +b | Index | $R_d$ | +b | Pct. | No. |
| MEDIUM STAPLE (Contd.) | | | | | | | | | | | | | | | | | |
| Deltapine S. Leaf | | | | | | | | | | | | | | | | | |
| Arizona | 17 | 100 | 33.9 | 1.06 | 43 | 4.9 | 82 | 23.1 | 5.8 | 2.6 | 77.7 | 8.4 | 102 | 80.3 | 8.4 | 7.0 | 17 |
| Arkansas | 17 | 95 | 34.2 | 1.08 | 43 | 4.3 | 79 | 22.7 | 7.0 | 2.7 | 73.4 | 8.3 | 95 | 76.7 | 8.4 | 7.1 | 24 |
| California | 15 | 99 | 33.8 | 1.06 | 43 | 4.6 | 86 | 23.7 | 5.1 | 2.6 | 77.2 | 8.1 | 101 | 80.1 | 8.2 | 7.1 | 20 |
| Louisiana | 4 | 98 | 34.0 | 1.06 | 43 | 3.9 | 78 | 21.8 | 7.1 | 2.2 | 77.0 | 8.1 | 100 | 79.2 | 8.1 | 7.6 | 44 |
| Mississippi | 15 | 99 | 35.1 | 1.10 | 44 | 4.4 | 78 | 22.8 | 7.0 | 2.3 | 78.3 | 8.1 | 102 | 80.3 | 8.1 | 6.4 | 21 |
| Tennessee | 4 | 99 | 34.8 | 1.10 | 44 | 4.1 | 80 | 22.7 | 7.0 | 2.0 | 76.6 | 8.1 | 100 | 79.0 | 8.1 | 6.5 | 36 |
| Dixie King | | | | | | | | | | | | | | | | | |
| Alabama | 2 | 100 | 34.0 | 1.06 | 47 | 4.7 | 83 | 21.6 | 6.0 | 1.6 | 76.2 | 8.5 | 100 | 77.8 | 8.6 | 6.4 | 12 |
| Arkansas | 3 | 92 | 34.7 | 1.07 | 43 | 4.3 | 84 | 21.7 | 4.5 | 3.8 | 72.7 | 8.9 | 94 | 75.3 | 9.0 | 8.2 | 23 |
| Mississippi | 3 | 103 | 35.0 | 1.07 | 45 | 4.7 | 89 | 23.2 | 4.7 | 2.0 | 76.6 | 8.5 | 101 | 79.1 | 8.2 | 6.1 | 20 |
| Empire | | | | | | | | | | | | | | | | | |
| Arkansas | 3 | 101 | 34.0 | 1.06 | 44 | 4.3 | 83 | 22.0 | 5.2 | 2.0 | 77.5 | 8.2 | 102 | 79.5 | 8.1 | 6.8 | 29 |
| Georgia | 3 | 98 | 35.3 | 1.11 | 46 | 4.0 | 80 | 22.1 | 6.5 | 2.5 | 76.1 | 8.3 | 100 | 79.0 | 8.5 | 6.7 | 18 |
| Fox 4 | | | | | | | | | | | | | | | | | |
| Mississippi | 4 | 94 | 35.5 | 1.09 | 44 | 4.2 | 83 | 22.9 | 5.4 | 2.9 | 75.3 | 8.4 | 99 | 77.3 | 8.5 | 7.5 | 25 |
| Rex | | | | | | | | | | | | | | | | | |
| Arkansas | 15 | 100 | 34.4 | 1.07 | 43 | 4.0 | 80 | 21.1 | 5.4 | 2.3 | 77.8 | 8.1 | 102 | 80.2 | 8.2 | 6.4 | 22 |
| North Carolina | 4 | 96 | 34.0 | 1.05 | 42 | 3.6 | 72 | 19.3 | 7.0 | 2.8 | 75.0 | 7.6 | 98 | 77.7 | 7.8 | 8.1 | 30 |
| Stardel | | | | | | | | | | | | | | | | | |
| Louisiana | 3 | 88 | 34.3 | 1.10 | 43 | 4.3 | 88 | 23.5 | 4.6 | 4.2 | 71.6 | 8.2 | 92 | 76.0 | 8.5 | 8.3 | 29 |
| Stoneville 7 | | | | | | | | | | | | | | | | | |
| Arkansas | 3 | 101 | 35.7 | 1.10 | 44 | 4.4 | 84 | 22.4 | 5.3 | 2.6 | 79.3 | 8.1 | 104 | 81.3 | 8.2 | 6.5 | 20 |
| Mississippi | 4 | 94 | 35.5 | 1.10 | 46 | 4.6 | 82 | 22.4 | 6.0 | 5.0 | 75.6 | 7.8 | 98 | 79.8 | 8.2 | 8.1 | 85 |
| Stoneville 3202 | | | | | | | | | | | | | | | | | |
| Mississippi | 2 | 100 | 34.5 | 1.05 | 46 | 4.0 | 76 | 19.3 | 5.0 | 3.1 | 75.4 | 8.4 | 99 | 77.9 | 8.6 | 7.4 | 24 |
| LONG STAPLE | | | | | | | | | | | | | | | | | |
| Acala 1517C | | | | | | | | | | | | | | | | | |
| Arizona | 4 | 101 | 37.0 | 1.19 | 46 | 3.8 | 86 | 24.9 | 6.8 | 1.7 | 78.5 | 7.5 | 103 | 80.7 | 7.7 | 6.7 | 19 |
| Nevada | 3 | 101 | 37.0 | 1.19 | 43 | 3.3 | 84 | 25.2 | 7.0 | 3.2 | 77.9 | 8.0 | 102 | 79.9 | 8.2 | 7.8 | 29 |
| New Mexico | 8 | 99 | 36.6 | 1.19 | 44 | 3.4 | 84 | 24.3 | 7.1 | 3.1 | 77.8 | 7.8 | 102 | 79.9 | 7.9 | 7.7 | 28 |
| Acala 1517D | | | | | | | | | | | | | | | | | |
| New Mexico | 3 | 100 | 36.7 | 1.19 | 44 | 3.4 | 84 | 25.7 | 7.1 | 1.9 | 78.3 | 7.9 | 103 | 80.6 | 8.0 | 7.2 | 28 |
| Del Cerro | | | | | | | | | | | | | | | | | |
| New Mexico | 3 | 98 | 41.3 | 1.32 | 44 | 4.0 | 100 | 31.2 | 6.6 | 2.6 | 77.6 | 7.5 | 101 | 79.4 | 7.9 | 6.4 | 15 |

Table 4.--Continued

| Processing group, variety, and state | Spinning lots tested | Yarn strength | | Yarn elongation | | Yarn appearance | | Yarn imprfctns | | Trash in fabric | Color-22s bleached yarn | | | Color-22s dyed yarn | | |
|---|---|---|---|---|---|---|---|---|---|---|---|---|---|---|---|---|
| | | 22s or 26.8 tex | Second number | 22s or 26.8 tex | Second number | 22s or 26.8 tex | Second number | 22s or 26.8 tex | Second number | | Reflectance | Yellowness | Composite | Reflectance | Blueness | Composite |
| | No. | Lbs. | Lbs. | Pct. | Pct. | Index | Index | No. | No. | Index | Rd | +b | Index | Rd | -b | Index |
| MEDIUM STAPLE (Contd.): | | | | | | | | | | | | | | | | |
| Deltapine S. Leaf | | | 50s | | 50s | | 50s | | 50s | | | | | | | |
| Arizona | 17 | 103 | 37 | 5.8 | 4.4 | 110 | 97 | 27 | 19 | 85 | 82.3 | 2.6 | 101 | 26.8 | 27.0 | 108 |
| Arkansas | 17 | 108 | 40 | 6.6 | 5.0 | 107 | 96 | 26 | 19 | 84 | 82.2 | 2.9 | 99 | 26.6 | 26.5 | 106 |
| California | 15 | 104 | 37 | 5.6 | 4.2 | 109 | 95 | 26 | 18 | 83 | 81.9 | 2.6 | 99 | 27.3 | 26.6 | 106 |
| Louisiana | 4 | 108 | 41 | 6.7 | 5.3 | 102 | 88 | 28 | 24 | 82 | 82.6 | 3.1 | 99 | 26.7 | 26.5 | 107 |
| Mississippi | 15 | 112 | 42 | 6.8 | 5.3 | 115 | 99 | 20 | 15 | 87 | 83.1 | 2.7 | 102 | 26.1 | 27.1 | 110 |
| Tennessee | 4 | 114 | 43 | 6.8 | 5.4 | 108 | 90 | 24 | 16 | 90 | 82.8 | 2.6 | 102 | 25.9 | 26.9 | 110 |
| Dixie King | | | | | | | | | | | | | | | | |
| Alabama | 2 | 114 | 40 | 6.2 | 4.8 | 120 | 110 | 12 | 9 | 100 | 82.3 | 2.4 | 102 | 26.8 | 27.8 | 112 |
| Arkansas | 3 | 103 | 39 | 5.6 | 4.3 | 110 | 97 | 27 | 19 | 90 | 82.5 | 2.8 | 100 | 27.8 | 26.0 | 103 |
| Mississippi | 3 | 109 | 42 | 5.5 | 4.4 | 117 | 100 | 28 | 19 | 77 | 82.8 | 3.1 | 99 | 27.2 | 26.4 | 105 |
| Empire | | | | | | | | | | | | | | | | |
| Arkansas | 3 | 107 | 41 | 5.9 | 4.6 | 107 | 97 | 23 | 17 | 90 | 83.0 | 2.5 | 103 | 26.6 | 26.9 | 108 |
| Georgia | 3 | 118 | 43 | 6.8 | 5.1 | 110 | 100 | 22 | 16 | 90 | 82.6 | 2.7 | 101 | 26.2 | 26.7 | 108 |
| Fox 4 | | | | | | | | | | | | | | | | |
| Mississippi | 4 | 112 | 43 | 6.4 | 5.1 | 102 | 92 | 34 | 24 | 80 | 82.3 | 2.8 | 100 | 26.4 | 26.9 | 109 |
| Rex | | | | | | | | | | | | | | | | |
| Arkansas | 15 | 104 | 39 | 6.4 | 4.9 | 113 | 99 | 21 | 15 | 87 | 83.4 | 2.7 | 103 | 26.5 | 26.7 | 108 |
| North Carolina | 4 | 94 | 32 | 6.6 | 4.8 | 108 | 90 | 28 | 20 | 85 | 83.4 | 2.2 | 104 | 30.0 | 26.1 | 98 |
| Stardel | | | | | | | | | | | | | | | | |
| Louisiana | 3 | 109 | 41 | 5.4 | 4.9 | 100 | 90 | 35 | 25 | 70 | 81.5 | 3.5 | 95 | 27.4 | 25.7 | 102 |
| Stoneville 7 | | | | | | | | | | | | | | | | |
| Arkansas | 3 | 114 | 44 | 6.2 | 4.9 | 113 | 103 | 18 | 14 | 97 | 83.0 | 2.6 | 102 | 26.7 | 27.3 | 110 |
| Mississippi | 4 | 114 | 44 | 6.2 | 5.1 | 120 | 112 | 18 | 11 | 90 | 82.0 | 2.6 | 100 | 26.6 | 26.7 | 107 |
| Stoneville 3202 | | | | | | | | | | | | | | | | |
| Mississippi | 2 | 94 | 36 | 5.8 | 4.4 | 110 | 95 | 22 | 18 | 90 | 83.8 | 2.4 | 104 | 26.8 | 26.4 | 106 |
| LONG STAPLE | | | | | | | | | | | | | | | | |
| Acala 1517C | | | | | | | | | | | | | | | | |
| Arizona | 4 | 140 | 52 | 7.2 | 5.6 | 108 | 95 | 23 | 16 | 95 | 83.0 | 2.5 | 103 | 27.6 | 25.7 | 101 |
| Nevada | 3 | 135 | 52 | 6.7 | 5.5 | 93 | 77 | 47 | 35 | 87 | 83.6 | 2.8 | 102 | 26.1 | 25.9 | 105 |
| New Mexico | 8 | 142 | 53 | 7.0 | 5.7 | 99 | 90 | 40 | 30 | 89 | 82.8 | 2.8 | 101 | 27.4 | 25.8 | 102 |
| Acala 1517D | | | | | | | | | | | | | | | | |
| New Mexico | 3 | 146 | 56 | 6.9 | 5.8 | 100 | 90 | 26 | 21 | 98 | 82.3 | 2.5 | 101 | 26.5 | 26.5 | 106 |
| Del Cerro | | | | | | | | | | | | | | | | |
| New Mexico | 3 | 174 | 66 | 6.6 | 5.5 | 113 | 100 | 27 | 17 | 80 | 81.5 | 3.1 | 97 | 27.4 | 26.1 | 103 |

Table 5.--Cotton: Fiber test results for short staple varieties by state and market area for samples of modal quality, collected at triweekly intervals, crop of 1961

| State, Production Area, Chronological sampling and Classification | | Predominant variety, percentage of variety at gin, and fiber test results | | | | | | | | | | | | | | |
|---|---|---|---|---|---|---|---|---|---|---|---|---|---|---|---|---|
| | | Digital Fibrograph | | Micro-naire | Fiber strength | | | Elon-gation 1/8" | Shirley Analyzer | | Color of raw stock | | | | Color of cleaned lint | |
| | | | | | Zero gauge | | 1/8" gauge | | Visible waste | Total waste | Reflect-ance | Yellow-ness | Composite | | Reflect-ance | Yellow-ness |
| Grade | Staple | 2.5% span length | 50/2.5 unif. | | | | | | | | | | | | | |
| | 32d in. | In. | Pct. | Rdg. | Mpsi | G/tex | G/tex | Pct. | Pct. | Pct. | Rd | +b | Index | Code | Rd | +b |
| OKLAHOMA | | | | | | | | | | | | | | | | |
| CHICKASHA | LANKART 57 | | | | 77 PERCENT | | | | | | | | | | | |
| SM LT SP | 32 | .99 | 44 | 4.4 | 78 | 38.6 | 20.9 | 6.2 | .9 | 1.9 | 73.5 | 9.5 | 97 | 553 | 74.9 | 9.4 |
| M LT SP | 32 | 1.01 | 45 | 3.9 | 73 | 36.1 | 18.9 | 7.0 | 1.1 | 3.0 | 74.2 | 9.3 | 98 | 553 | 77.3 | 8.8 |
| SLM LT SP | 31 | .96 | 44 | 3.7 | 76 | 37.6 | 21.0 | 6.5 | 1.9 | 3.2 | 72.5 | 9.2 | 96 | 603 | 75.1 | 9.6 |
| SLM LT SP | 31 | .97 | 43 | 3.8 | 76 | 37.6 | 19.6 | 5.6 | 1.8 | 3.4 | 69.9 | 9.2 | 90 | 653 | 73.5 | 9.2 |
| DILL CITY | LANKART 57 | | | | 98 PERCENT | | | | | | | | | | | |
| M LT SP | 32 | 1.00 | 45 | 4.0 | 74 | 36.6 | 22.2 | 7.4 | 1.7 | 2.9 | 75.0 | 9.6 | 100 | 503 | 76.7 | 9.8 |
| SLM LT SP | 32 | 1.00 | 45 | 4.2 | 75 | 37.1 | 20.5 | 7.0 | 2.0 | 3.6 | 71.1 | 9.7 | 94 | 603 | 75.5 | 9.5 |
| M LT SP | 31 | .96 | 44 | 3.8 | 71 | 35.1 | 19.5 | 7.1 | 1.3 | 2.6 | 72.6 | 9.2 | 96 | 603 | 75.5 | 9.5 |
| ELDORADO | MIXED-MAINLY NORTHERN STAR | | | | | | | | | | | | | | | |
| SM LT SP | 32 | .98 | 45 | 4.7 | 73 | 36.1 | 20.0 | 6.7 | .9 | 1.8 | 74.0 | 9.3 | 98 | 553 | 74.7 | 9.6 |
| SM LT SP | 32 | .98 | 44 | 4.4 | 76 | 37.6 | 19.8 | 5.9 | .8 | 1.7 | 76.2 | 9.2 | 101 | 502 | 77.5 | 9.4 |
| M LT SP | 31 | .95 | 44 | 4.2 | 75 | 37.1 | 19.1 | 5.2 | 1.6 | 2.8 | 73.8 | 9.5 | 98 | 553 | 74.8 | 9.8 |
| M LT SP | 31 | .94 | 43 | 4.4 | 74 | 36.6 | 19.5 | 5.5 | 1.4 | 3.2 | 73.0 | 9.6 | 97 | 553 | 74.4 | 9.7 |
| MANGUM | LANKART 57 | | | | 97 PERCENT | | | | | | | | | | | |
| M LT SP | 31 | .94 | 45 | 4.3 | 78 | 38.6 | 21.2 | 6.2 | 1.4 | 2.4 | 72.9 | 10.0 | 97 | 553 | 75.3 | 9.5 |
| M LT SP | 31 | .95 | 43 | 4.2 | 79 | 39.1 | 20.8 | 6.4 | 1.6 | 2.8 | 73.8 | 9.6 | 98 | 553 | 76.2 | 9.7 |
| SLM LT SP | 31 | .98 | 43 | 3.8 | 74 | 36.6 | 20.3 | 6.3 | 2.4 | 4.2 | 72.1 | 9.3 | 95 | 603 | 75.6 | 9.2 |
| SLM LT SP | 31 | .96 | 45 | 3.9 | 77 | 38.1 | 20.3 | 5.8 | 1.9 | 4.6 | 70.0 | 8.8 | 90 | 653 | 75.4 | 8.8 |
| MUSKOGEE | STONEVILLE 62 | | | | 75 PERCENT | | | | | | | | | | | |
| LM | 32 | .98 | 45 | 4.0 | 81 | 40.1 | 21.8 | 4.8 | 2.7 | 3.9 | 70.5 | 8.7 | 91 | 653 | 76.0 | 9.1 |
| LM | 32 | .99 | 44 | 4.0 | 79 | 39.1 | 20.0 | 4.6 | 3.0 | 5.0 | 70.5 | 8.3 | 91 | 652 | 75.3 | 8.8 |
| SLM LT SP | 31 | .95 | 44 | 4.0 | 78 | 38.6 | 19.8 | 5.0 | 2.4 | 4.6 | 70.0 | 8.8 | 90 | 653 | 74.7 | 9.0 |
| TEMPLE | PARROTT | | | | 70 PERCENT | | | | | | | | | | | |
| SM LT SP | 30 | .92 | 46 | 4.8 | 81 | 40.1 | 20.6 | 5.4 | .6 | 2.3 | 74.0 | 9.5 | 98 | 553 | 75.6 | 9.5 |
| M LT SP | 30 | .92 | 46 | 4.8 | 82 | 40.6 | 20.8 | 4.9 | .7 | 2.1 | 72.3 | 9.6 | 95 | 553 | 75.8 | 9.2 |
| SLM LT SP | 30 | .88 | 45 | 4.7 | 85 | 42.1 | 21.3 | 4.8 | 1.6 | 2.8 | 71.2 | 9.6 | 94 | 603 | 75.0 | 9.4 |
| SLM LT SP | 30 | .89 | 45 | 4.6 | 82 | 40.6 | 19.4 | 4.8 | 1.2 | 2.7 | 69.9 | 9.1 | 90 | 653 | 71.1 | 9.4 |
| TIPTON | LANKART 57 | | | | 95 PERCENT | | | | | | | | | | | |
| M LT SP | 31 | .97 | 44 | 5.0 | 77 | 38.1 | 21.0 | 6.6 | 1.0 | 1.8 | 75.4 | 9.4 | 100 | 503 | 77.4 | 9.4 |
| M LT SP | 31 | .96 | 44 | 4.6 | 77 | 38.1 | 20.4 | 6.6 | 1.4 | 3.1 | 74.7 | 9.2 | 99 | 553 | 74.7 | 9.6 |
| SLM LT SP | 31 | .97 | 44 | 4.6 | 75 | 37.1 | 20.8 | 6.3 | 2.0 | 3.6 | 70.7 | 9.2 | 91 | 603 | 75.2 | 9.4 |
| VERDEN | LANKART 611 | | | | 78 PERCENT | | | | | | | | | | | |
| M LT SP | 31 | .97 | 42 | 4.2 | 83 | 41.1 | 21.5 | 5.8 | 1.2 | 2.5 | 73.2 | 9.4 | 97 | 553 | 75.0 | 9.7 |
| M LT SP | 32 | .97 | 45 | 4.0 | 78 | 38.6 | 21.5 | 5.3 | 1.1 | 2.8 | 74.2 | 9.4 | 98 | 553 | 77.3 | 9.3 |
| SLM LT SP | 31 | .99 | 44 | 3.7 | 79 | 39.1 | 21.7 | 5.9 | 1.4 | 3.2 | 71.0 | 9.1 | 92 | 603 | 73.6 | 10.2 |
| TEXAS | | | | | | | | | | | | | | | | |
| ABERNATHY | LANKART 57 | | | | 70 PERCENT | | | | | | | | | | | |
| M LT SP | 31 | .98 | 43 | 3.3 | 68 | 33.7 | 20.8 | 7.2 | 1.7 | 3.5 | 75.1 | 9.0 | 99 | 552 | 77.5 | 8.5 |
| M LT SP | 30 | .96 | 43 | 2.8 | 70 | 34.6 | 19.7 | 6.8 | 1.5 | 4.0 | 73.6 | 9.3 | 97 | 553 | 77.0 | 8.9 |
| M LT SP | 30 | .94 | 43 | 2.8 | 67 | 33.2 | 20.3 | 7.2 | 1.6 | 3.8 | 73.5 | 9.2 | 97 | 553 | 77.0 | 9.4 |

Table 5a.--Cotton: Carded yarn processing test results for short staple varieties by state and market area for samples of modal quality, collected at triweekly intervals, crop of 1961--Continued

| State, Production Area, Chronological sampling, and Classification | | Predominant variety, percentage of variety at gin, and carded yarn processing results | | | | | | | | | | | | | | | | | | | | | | | |
|---|---|---|---|---|---|---|---|---|---|---|---|---|---|---|---|---|---|---|---|---|---|---|---|---|---|
| | | Picker & card waste | Neps in card web | Yarn skein strength | | | Yarn elongation | | Yarn appearance | | | Yarn imprfctns. | | Spin. potential | Trash in fabric | Color-22s grey yarn | | | Color-22s blchd.yarn | | | Color-22s dyed yarn | | | |
| | | | | 8s or 73.8tex | 22s or 26.8tex | Average brk.fctr. | 8s or 73.8tex | 22s or 26.8tex | 8s or 73.8tex | 22s or 26.8tex | Average | 8s or 73.8tex | 22s or 26.8tex | | | Rflct-ance | Yellow-ness | Com-posite | Rflct-ance | Yellow-ness | Com-posite | Rflct-ance | Blue-ness | Com-posite |
| Grade | Staple | | | | | | | | | | | | | | | | | | | | | | | | |
| | 32d in. | Pct. | No. | Lbs. | Lbs. | No. | Pct. | Pct. | Index | Index | Index | No. | No. | No. | Index | Rd | +b | Index | Rd | +b | Index | Rd | -b | Index |
| OKLAHOMA | | | | | | | | | | | | | | | | | | | | | | | | | |
| CHICKASHA | | LANKART 57 | | | | | 77 PERCENT | | | | | | | | | | | | | | | | | | |
| SM LT SP | 32 | 5.9 | 20 | 298 | 96 | 2248 | 7.5 | 6.5 | 120 | 110 | 115 | 44 | 26 | | 80 | 68.2 | 12.4 | 98 | 81.4 | 2.4 | 99 | 26.2 | 29.2 | 117 |
| M LT SP | 32 | 8.6 | 38 | 298 | 93 | 2215 | 6.7 | 6.8 | 100 | 100 | 100 | 70 | 43 | 47 | 80 | 69.0 | 12.0 | 97 | 84.9 | 2.2 | 108 | 26.5 | 26.0 | 105 |
| SLM LT SP | 31 | 8.0 | 42 | 298 | 92 | 2204 | 6.7 | 6.3 | 100 | 90 | 95 | 65 | 41 | | 70 | 67.4 | 12.0 | 94 | 82.5 | 3.5 | 97 | 28.6 | 25.0 | 97 |
| SLM LT SP | 31 | 8.0 | 44 | 287 | 90 | 2138 | 6.4 | 6.1 | 110 | 90 | 100 | 69 | 47 | | 70 | 65.2 | 11.6 | 88 | 81.8 | 3.8 | 95 | 27.6 | 25.9 | 102 |
| DILL CITY | | LANKART 57 | | | | | 98 PERCENT | | | | | | | | | | | | | | | | | | |
| M LT SP | 32 | 7.7 | 39 | 311 | 97 | 2311 | 7.4 | 6.9 | 110 | 90 | 100 | 77 | 52 | | 80 | 68.7 | 13.3 | 102 | 83.8 | 2.9 | 103 | 26.3 | 27.5 | 111 |
| SLM LT SP | 32 | 8.2 | 31 | 304 | 95 | 2261 | 6.6 | 6.6 | 110 | 100 | 105 | 87 | 52 | 47 | 70 | 67.2 | 12.7 | 96 | 82.1 | 4.4 | 93 | 26.8 | 27.0 | 108 |
| M LT SP | 31 | 7.2 | 31 | 299 | 91 | 2197 | 7.5 | 6.9 | 110 | 110 | 110 | 51 | 35 | | 80 | 66.6 | 11.7 | 91 | 83.1 | 2.8 | 102 | 27.9 | 25.2 | 99 |
| ELDORADO | | MIXED-MAINLY NORTHERN STAR | | | | | | | | | | | | | | | | | | | | | | | |
| SM LT SP | 32 | 7.2 | 18 | 300 | 95 | 2245 | 7.4 | 6.3 | 120 | 110 | 115 | 35 | 20 | | 80 | 69.4 | 11.9 | 98 | 82.1 | 2.9 | 99 | 25.4 | 28.5 | 117 |
| SM LT SP | 32 | 6.0 | 26 | 309 | 98 | 2314 | 7.0 | 6.4 | 120 | 100 | 110 | 38 | 20 | 46 | 90 | 70.6 | 12.0 | 100 | 83.1 | 2.7 | 102 | 24.9 | 27.5 | 114 |
| M LT SP | 31 | 7.3 | 28 | 290 | 92 | 2172 | 6.3 | 6.3 | 110 | 110 | 110 | 49 | 31 | | 80 | 68.3 | 13.0 | 100 | 83.7 | 3.6 | 100 | 26.4 | 26.0 | 105 |
| M LT SP | 31 | 7.7 | 33 | 280 | 91 | 2121 | 6.3 | 5.9 | 110 | 100 | 105 | 51 | 37 | | 90 | 67.7 | 11.8 | 94 | 82.0 | 3.2 | 97 | 27.4 | 26.4 | 105 |
| MANGUM | | LANKART 57 | | | | | 97 PERCENT | | | | | | | | | | | | | | | | | | |
| M LT SP | 31 | 6.4 | 23 | 295 | 95 | 2225 | 6.8 | 6.2 | 120 | 110 | 115 | 40 | 27 | | 80 | 68.7 | 12.6 | 99 | 81.7 | 4.0 | 93 | 26.3 | 26.6 | 107 |
| M LT SP | 31 | 7.0 | 26 | 305 | 96 | 2276 | 7.1 | 6.8 | 120 | 110 | 115 | 53 | 37 | 46 | 80 | 68.7 | 12.4 | 98 | 83.5 | 3.1 | 101 | 27.1 | 26.5 | 106 |
| SLM LT SP | 31 | 8.2 | 53 | 303 | 94 | 2246 | 7.1 | 6.2 | 100 | 100 | 100 | 63 | 46 | | 70 | 67.3 | 12.0 | 94 | 82.9 | 3.6 | 98 | 28.1 | 24.9 | 97 |
| SLM LT SP | 31 | 8.8 | 51 | 302 | 93 | 2231 | 6.9 | 6.3 | 110 | 100 | 105 | 67 | 44 | | 70 | 66.3 | 12.2 | 92 | 80.9 | 3.9 | 92 | 28.8 | 25.4 | 98 |
| MUSKOGEE | | STONEVILLE 62 | | | | | 75 PERCENT | | | | | | | | | | | | | | | | | | |
| LM | 32 | 7.9 | 20 | 312 | 103 | 2381 | 6.3 | 5.9 | 110 | 110 | 110 | 68 | 47 | | 60 | 66.6 | 11.8 | 92 | 81.6 | 3.9 | 94 | 26.9 | 25.8 | 103 |
| LM | 32 | 8.0 | 16 | 304 | 97 | 2283 | 6.1 | 6.0 | 120 | 110 | 115 | 61 | 42 | 48 | 70 | 67.7 | 11.4 | 92 | 82.1 | 3.9 | 95 | 26.9 | 27.0 | 108 |
| SLM LT SP | 31 | 8.6 | 23 | 306 | 96 | 2280 | 6.6 | 5.9 | 110 | 100 | 105 | 56 | 41 | | 60 | 65.0 | 11.4 | 87 | 80.6 | 3.7 | 92 | 27.8 | 25.2 | 99 |
| TEMPLE | | PARROTT | | | | | 70 PERCENT | | | | | | | | | | | | | | | | | | |
| SM LT SP | 30 | 5.8 | 10 | 278 | 88 | 2080 | 6.5 | 5.2 | 120 | 110 | 115 | 24 | 14 | | 100 | 70.0 | 12.0 | 99 | 81.9 | 3.5 | 96 | 27.7 | 26.4 | 104 |
| M LT SP | 30 | 7.0 | 17 | 273 | 86 | 2038 | 5.8 | 5.4 | 120 | 110 | 115 | 25 | 17 | 35 | 90 | 68.7 | 12.0 | 97 | 81.5 | 4.0 | 93 | 27.1 | 27.1 | 108 |
| SLM LT SP | 30 | 7.8 | 24 | 259 | 80 | 1916 | 4.9 | 4.2 | 120 | 110 | 115 | 38 | 25 | | 80 | 66.9 | 12.0 | 92 | 79.6 | 4.0 | 89 | 30.0 | 24.9 | 94 |
| SLM LT SP | 30 | 7.4 | 36 | 250 | 77 | 1847 | 5.2 | 5.0 | 120 | 100 | 110 | 39 | 26 | | 90 | 67.0 | 11.8 | 92 | 80.4 | 4.0 | 91 | 28.2 | 25.6 | 100 |
| TIPTON | | LANKART 57 | | | | | 95 PERCENT | | | | | | | | | | | | | | | | | | |
| M LT SP | 31 | 6.2 | 12 | 302 | 98 | 2286 | 7.4 | 6.7 | 120 | 120 | 120 | 23 | 17 | | 90 | 69.6 | 12.4 | 100 | 82.9 | 2.9 | 100 | 26.1 | 27.9 | 113 |
| M LT SP | 31 | 6.6 | 23 | 306 | 95 | 2269 | 7.0 | 6.3 | 120 | 110 | 115 | 38 | 26 | 47 | 90 | 69.6 | 12.7 | 101 | 82.5 | 2.8 | 100 | 26.4 | 26.1 | 105 |
| SLM LT SP | 31 | 8.4 | 21 | 287 | 90 | 2138 | 6.6 | 6.2 | 110 | 100 | 105 | 52 | 36 | | 80 | 66.8 | 11.6 | 91 | 83.2 | 3.7 | 98 | 28.2 | 25.6 | 100 |
| VERDEN | | LANKART 611 | | | | | 78 PERCENT | | | | | | | | | | | | | | | | | | |
| M LT SP | 31 | 6.4 | 21 | 304 | 97 | 2283 | 7.1 | 6.6 | 120 | 110 | 115 | 40 | 27 | | 80 | 67.9 | 12.4 | 96 | 81.9 | 3.6 | 96 | 27.7 | 27.4 | 108 |
| M LT SP | 32 | 6.3 | 35 | 305 | 97 | 2287 | 6.7 | 6.4 | 100 | 100 | 100 | 55 | 37 | 49 | 80 | 68.8 | 12.3 | 98 | 82.4 | 3.0 | 99 | 27.0 | 25.5 | 102 |
| SLM LT SP | 31 | 6.9 | 31 | 310 | 98 | 2318 | 6.7 | 6.9 | 110 | 100 | 105 | 63 | 41 | | 60 | 68.1 | 11.4 | 94 | 82.3 | 3.6 | 97 | 27.3 | 26.0 | 103 |
| TEXAS | | | | | | | | | | | | | | | | | | | | | | | | | |
| ABERNATHY | | LANKART 57 | | | | | 70 PERCENT | | | | | | | | | | | | | | | | | | |
| M LT SP | 31 | 8.4 | 62 | 300 | 96 | 2256 | 6.9 | 7.0 | 100 | 90 | 95 | 92 | 58 | | 70 | 68.4 | 11.8 | 96 | 83.3 | 3.6 | 99 | 26.5 | 26.2 | 105 |
| M LT SP | 30 | 8.0 | 112 | 302 | 93 | 2231 | 7.8 | 7.2 | 100 | 70 | 85 | 102 | 59 | 45 | 70 | 66.4 | 12.7 | 95 | 83.2 | 3.5 | 99 | 27.2 | 26.2 | 104 |
| M LT SP | 30 | 8.2 | 109 | 294 | 92 | 2188 | 7.5 | 7.5 | 80 | 80 | 80 | 102 | 75 | | 70 | 65.7 | 12.5 | 92 | 83.4 | 2.7 | 103 | 27.6 | 25.1 | 99 |

Table 5.--Cotton: Fiber test results for short staple varieties by state and market area for samples of modal quality, collected at triweekly intervals, crop of 1961--Continued

| State, Production Area, Chronological sampling and Classification | | Predominant variety, percentage of variety at gin, and fiber test results | | | | | | | | | | | | | | |
|---|---|---|---|---|---|---|---|---|---|---|---|---|---|---|---|---|
| | | Digital Fibrograph | | | Fiber strength | | | Shirley Analyzer | | Color of raw stock | | | | Color of cleaned lint | |
| Grade | Staple | 2.5% span length | 50/2.5 unif. | Micronaire | Zero gauge | 1/8" gauge | Elongation 1/8" | Visible waste | Total waste | Reflectance | Yellowness | Composite | | Reflectance | Yellowness |
| | 32d in. | In. | Pct. | Rdg. | Mpsi | G/tex | G/tex | Pct. | Pct. | Rd | +b | Index | Code | Rd | +b |
| TEXAS----CONTINUED | | | | | | | | | | | | | | | |
| ACKERLY | WESTERN STORMPROOF | | | | 90 PERCENT | | | | | | | | | | |
| SM LT SP | 31 | .91 | 45 | 4.0 | 80 | 39.6 | 20.3 | 5.0 | .9 | 2.2 | 76.0 | 9.9 | 101 | 453 | 78.2 | 9.6 |
| SM LT SP | 30 | .93 | 46 | 3.8 | 79 | 39.1 | 18.9 | 4.6 | 1.1 | 2.7 | 76.1 | 9.7 | 101 | 453 | 78.0 | 9.7 |
| M LT SP | 30 | .93 | 44 | 3.6 | 78 | 38.6 | 19.8 | 5.1 | 1.9 | 3.1 | 76.0 | 8.4 | 100 | 552 | 77.5 | 9.2 |
| AIKEN | PAYMASTER | | | | 100 PERCENT | | | | | | | | | | | |
| M | 31 | .97 | 45 | 3.2 | 69 | 34.2 | 20.1 | 9.0 | 1.2 | 2.2 | 77.3 | 8.5 | 101 | 502 | 79.3 | 8.4 |
| M | 31 | .95 | 44 | 3.0 | 74 | 36.6 | 20.3 | 7.7 | 1.8 | 3.6 | 78.9 | 8.1 | 103 | 501 | 81.1 | 8.0 |
| M LT SP | 30 | .90 | 45 | 3.0 | 74 | 36.6 | 21.4 | 6.6 | 1.9 | 3.8 | 74.4 | 9.2 | 99 | 553 | 75.5 | 9.9 |
| ANTON | LANKART 57 | | | | 100 PERCENT | | | | | | | | | | | |
| SM | 31 | .96 | 45 | 4.2 | 65 | 32.2 | 17.9 | 8.0 | .7 | 1.8 | 76.3 | 9.0 | 101 | 502 | 77.6 | 8.6 |
| M | 31 | .96 | 44 | 3.2 | 66 | 32.7 | 18.2 | 8.3 | 1.4 | 3.4 | 77.4 | 8.6 | 102 | 502 | 78.3 | 8.2 |
| M LT SP | 30 | .92 | 42 | 3.2 | 65 | 32.2 | 18.1 | 7.7 | 1.4 | 4.0 | 73.0 | 8.7 | 96 | 602 | 76.2 | 8.3 |
| M LT SP | 30 | .94 | 42 | 3.1 | 65 | 32.2 | 18.2 | 7.4 | 1.3 | 3.5 | 72.5 | 8.8 | 95 | 603 | 74.9 | 8.6 |
| BONHAM | LANKART 57 | | | | 98 PERCENT | | | | | | | | | | | |
| M LT SP | 31 | .94 | 45 | 4.4 | 79 | 39.1 | 20.2 | 5.6 | 2.4 | 3.8 | 70.9 | 9.7 | 92 | 603 | 73.8 | 9.8 |
| SLM LT SP | 30 | .92 | 44 | 4.3 | 79 | 39.1 | 20.1 | 6.2 | 2.1 | 3.6 | 71.3 | 9.2 | 94 | 603 | 73.2 | 9.4 |
| SLM LT SP | 30 | .93 | 46 | 4.4 | 79 | 39.1 | 19.6 | 6.6 | 2.4 | 4.3 | 69.5 | 9.1 | 90 | 653 | 73.2 | 9.5 |
| BOVINA | AUSTIN | | | | 70 PERCENT | | | | | | | | | | | |
| M | 33 | 1.02 | 43 | 3.2 | 73 | 36.1 | 19.7 | 6.9 | 1.9 | 4.1 | 80.0 | 8.2 | 105 | 451 | 81.0 | 8.1 |
| SLM LT SP | 30 | .92 | 43 | 2.9 | 77 | 38.1 | 21.3 | 6.2 | 4.6 | 6.5 | 71.0 | 9.5 | 93 | 603 | 74.6 | 9.6 |
| SLM LT SP | 30 1/ | .91 | 42 | 2.4 | 71 | 35.1 | 20.3 | 6.6 | 3.1 | 5.8 | 71.8 | 9.6 | 94 | 603 | 76.4 | 9.8 |
| CROSBYTON | LANKART 57 | | | | 80 PERCENT | | | | | | | | | | | |
| M | 31 | .97 | 43 | 3.4 | 71 | 35.1 | 20.8 | 7.7 | 1.5 | 2.9 | 76.6 | 8.6 | 101 | 502 | 79.8 | 8.2 |
| M LT SP | 30 | .93 | 43 | 3.2 | 70 | 34.6 | 20.7 | 6.6 | 1.8 | 3.6 | 73.7 | 9.2 | 97 | 553 | 78.0 | 9.0 |
| M LT SP | 31 | .98 | 43 | 3.4 | 68 | 33.7 | 19.6 | 6.9 | 2.0 | 3.8 | 72.8 | 8.8 | 95 | 603 | 76.8 | 9.0 |
| M LT SP | 30 | .93 | 44 | 3.3 | 70 | 34.6 | 18.6 | 6.6 | 1.7 | 3.0 | 74.0 | 8.6 | 97 | 602 | 76.3 | 9.3 |
| FORNEY | LANKART 57 | | | | 96 PERCENT | | | | | | | | | | | |
| M | 31 | .93 | 43 | 4.2 | 81 | 40.1 | 19.0 | 5.2 | 2.4 | 4.0 | 75.5 | 9.5 | 100 | 503 | 78.4 | 9.4 |
| M LT SP | 30 | .92 | 44 | 4.7 | 79 | 39.1 | 20.0 | 5.4 | 1.4 | 2.8 | 71.3 | 10.1 | 94 | 554 | 73.9 | 9.9 |
| SLM LT SP | 30 | .94 | 45 | 4.9 | 77 | 38.1 | 21.1 | 6.0 | 1.8 | 3.9 | 67.0 | 9.2 | 85 | 703 | 71.0 | 9.4 |
| IDALOU | LANKART 611 | | | | 100 PERCENT | | | | | | | | | | | |
| M | 31 | .95 | 44 | 3.4 | 71 | 35.1 | 19.5 | 7.5 | .8 | 2.2 | 77.5 | 8.6 | 102 | 502 | 79.0 | 8.5 |
| M LT SP | 31 | .97 | 43 | 3.2 | 69 | 34.2 | 18.8 | 6.6 | 1.6 | 3.1 | 73.6 | 9.1 | 97 | 553 | 76.5 | 8.8 |
| M LT SP | 31 | .94 | 42 | 3.2 | 70 | 34.6 | 19.7 | 7.0 | 1.6 | 3.2 | 73.5 | 8.5 | 97 | 602 | 76.0 | 8.4 |
| ITASCA | LANKART 57 | | | | 100 PERCENT | | | | | | | | | | | |
| M LT SP | 31 | .92 | 44 | 4.4 | 78 | 38.6 | 19.9 | 5.9 | 2.0 | 3.5 | 74.1 | 9.7 | 99 | 503 | 76.1 | 9.5 |
| M LT SP | 30 | .94 | 44 | 4.8 | 77 | 38.1 | 20.2 | 5.8 | 2.0 | 3.3 | 72.2 | 9.9 | 96 | 553 | 72.9 | 10.3 |
| SLM LT SP | 30 | .93 | 45 | 4.5 | 75 | 37.1 | 20.1 | 6.7 | 1.6 | 3.3 | 69.0 | 9.5 | 89 | 653 | 72.0 | 9.8 |
| KNOTT | WESTERN STORMPROOF | | | | 95 PERCENT | | | | | | | | | | | |
| SM LT SP | 30 | .94 | 44 | 4.0 | 79 | 39.1 | 20.6 | 5.7 | 2.4 | 4.0 | 76.0 | 9.8 | 101 | 453 | 78.5 | 9.4 |
| M LT SP | 29 | .90 | 43 | 3.8 | 79 | 39.1 | 20.0 | 4.7 | 2.4 | 4.0 | 75.1 | 10.3 | 100 | 453 | 77.0 | 10.1 |
| M LT SP | 30 | .93 | 45 | 3.6 | 77 | 38.1 | 19.3 | 4.6 | 1.8 | 3.6 | 75.9 | 9.8 | 101 | 453 | 78.5 | 9.3 |
| M LT SP | 30 | .88 | 45 | 3.4 | 76 | 37.6 | 19.7 | 4.9 | 2.8 | 4.3 | 75.0 | 8.9 | 99 | 552 | 77.2 | 9.2 |
| M LT SP | 30 | .90 | 44 | 3.2 | 78 | 38.6 | 18.8 | 4.9 | 1.7 | 3.2 | 75.5 | 8.5 | 99 | 552 | 78.8 | 8.8 |

1/ Wasty

Table 5a.--Cotton: Carded yarn processing test results for short staple varieties by state and market area for samples of modal quality, collected at triweekly intervals, crop of 1961--Continued

| State, Production Area, Chronological sampling, and Classification | | Predominant variety, percentage of variety at gin, and carded yarn processing results | | | | | | | | | | | | | | | | | | | | | | | |
|---|---|---|---|---|---|---|---|---|---|---|---|---|---|---|---|---|---|---|---|---|---|---|---|---|---|
| | | Picker & card waste | Neps in card web | Yarn skein strength | | | Yarn elongation | | Yarn appearance | | | Yarn imprfctns. | | Spin. potential | Trash in fabric | Color-22s grey yarn | | | Color-22s blchd.yarn | | | Color-22s dyed yarn | | |
| | | | | 8s or 73.8tex | 22s or 26.8tex | Average brk.fctr. | 8s or 73.8tex | 22s or 26.8tex | 8s or 73.8tex | 22s or 26.8tex | Average | 8s or 73.8tex | 22s or 26.8tex | | | Rflct-ance | Yellow-ness | Com-posite | Rflct-ance | Yellow-ness | Com-posite | Rflct-ance | Blue-ness | Com-posite |
| Grade | Staple | | | | | | | | | | | | | | | | | | | | | | | | |
| | 32d in. | Pct. | No. | Lbs. | Lbs. | No. | Pct. | Pct. | Index | Index | Index | No. | No. | No. | Index | Rd | +b | Index | Rd | +b | Indcx | Rd | -b | Index |
| TEXAS----CONTINUED | | | | | | | | | | | | | | | | | | | | | | | | | |
| ACKERLY | | WESTERN STORMPROOF | | | | | 90 PERCENT | | | | | | | | | | | | | | | | | | |
| SM LT SP | 31 | 7.0 | 20 | 288 | 92 | 2164 | 6.4 | 5.9 | 120 | 110 | 115 | 32 | 23 | | 100 | 71.0 | 12.6 | 103 | 82.3 | 3.2 | 98 | 25.9 | 26.7 | 109 |
| SM LT SP | 30 | 6.4 | 20 | 282 | 90 | 2118 | 6.1 | 5.6 | 110 | 110 | 110 | 33 | 21 | 42 | 110 | 70.7 | 11.8 | 100 | 82.9 | 3.5 | 98 | 26.9 | 26.8 | 107 |
| M LT SP | 30 | 8.5 | 39 | 286 | 89 | 2123 | 5.8 | 5.8 | 100 | 90 | 95 | 53 | 30 | | 80 | 68.8 | 11.2 | 94 | 81.5 | 3.5 | 95 | 27.8 | 25.1 | 99 |
| AIKEN | | PAYMASTER | | | | | 100 PERCENT | | | | | | | | | | | | | | | | | | |
| M | 31 | 7.5 | 73 | 306 | 97 | 2291 | 8.5 | 7.5 | 100 | 90 | 95 | 73 | 49 | | 90 | 72.0 | 11.9 | 103 | 81.8 | 3.2 | 97 | 26.3 | 26.2 | 106 |
| M | 31 | 7.3 | 67 | 314 | 99 | 2345 | 7.7 | 7.6 | 100 | 90 | 95 | 61 | 39 | 46 | 90 | 73.8 | 11.0 | 102 | 84.2 | 2.5 | 105 | 25.9 | 26.3 | 107 |
| M LT SP | 30 | 8.2 | 59 | 309 | 97 | 2303 | 6.7 | 6.5 | 100 | 90 | 95 | 65 | 46 | | 70 | 67.1 | 12.4 | 95 | 82.5 | 4.0 | 96 | 27.2 | 25.6 | 102 |
| ANTON | | LANKART 57 | | | | | 100 PERCENT | | | | | | | | | | | | | | | | | | |
| SM | 31 | 6.2 | 19 | 276 | 86 | 2050 | 8.1 | 7.3 | 120 | 110 | 115 | 45 | 28 | | 90 | 71.6 | 11.0 | 99 | 82.8 | 2.0 | 104 | 25.3 | 26.9 | 111 |
| M | 31 | 6.5 | 41 | 279 | 88 | 2084 | 7.6 | 7.4 | 110 | 90 | 100 | 68 | 38 | 44 | 90 | 71.6 | 10.4 | 97 | 84.7 | 2.7 | 106 | 27.5 | 25.4 | 100 |
| M LT SP | 30 | 8.5 | 63 | 269 | 84 | 2000 | 6.7 | 7.2 | 90 | 80 | 85 | 99 | 70 | | 70 | 67.7 | 10.8 | 90 | 82.3 | 3.5 | 97 | 28.4 | 25.4 | 99 |
| M LT SP | 30 | 8.3 | 45 | 271 | 83 | 1997 | 7.3 | 7.4 | 100 | 90 | 95 | 73 | 44 | | 80 | 66.6 | 12.4 | 94 | 81.8 | 3.7 | 95 | 26.1 | 25.1 | 98 |
| BONHAM | | LANKART 57 | | | | | 98 PERCENT | | | | | | | | | | | | | | | | | | |
| M LT SP | 31 | 8.8 | 55 | 282 | 87 | 2085 | 6.8 | 5.8 | 110 | 90 | 100 | 80 | 52 | | 70 | 66.0 | 12.4 | 92 | 82.3 | 3.1 | 98 | 27.7 | 27.3 | 108 |
| SLM LT SP | 30 | 8.2 | 49 | 286 | 88 | 2112 | 6.7 | 5.9 | 110 | 100 | 105 | 66 | 46 | 37 | 70 | 68.1 | 12.0 | 96 | 81.2 | 3.4 | 95 | 28.0 | 26.8 | 105 |
| SLM LT SP | 30 | 8.8 | 31 | 279 | 89 | 2095 | 7.0 | 6.1 | 110 | 100 | 105 | 70 | 48 | | 70 | 66.2 | 11.7 | 90 | 81.5 | 3.7 | 94 | 28.6 | 25.7 | 99 |
| BOVINA | | AUSTIN | | | | | 70 PERCENT | | | | | | | | | | | | | | | | | | |
| M | 33 | 7.3 | 57 | 315 | 99 | 2349 | 7.7 | 7.3 | 110 | 100 | 105 | 47 | 27 | | 100 | 73.6 | 11.6 | 104 | 84.1 | 3.0 | 103 | 27.2 | 25.5 | 102 |
| SLM LT SP | 30 | 10.7 | 65 | 300 | 95 | 2245 | 6.4 | 6.6 | 90 | 80 | 85 | 144 | 97 | 43 | 60 | 64.4 | 12.5 | 89 | 83.3 | 4.1 | 97 | 27.4 | 24.8 | 98 |
| SLM LT SP | 30 1/ | 13.2 | 411 | 281 | 85 | 2059 | 6.6 | 6.5 | 60 | 60 | 60 | 270 | 192 | | 60 | 65.0 | 12.2 | 89 | 81.9 | 4.7 | 91 | 30.0 | 22.7 | 85 |
| CROSBYTON | | LANKART 57 | | | | | 80 PERCENT | | | | | | | | | | | | | | | | | | |
| M | 31 | 7.0 | 58 | 294 | 95 | 2221 | 7.4 | 7.0 | 100 | 90 | 95 | 73 | 49 | | 90 | 71.2 | 11.6 | 100 | 83.6 | 3.0 | 102 | 27.0 | 26.3 | 105 |
| M LT SP | 30 | 8.4 | 68 | 288 | 92 | 2164 | 6.6 | 6.4 | 90 | 90 | 90 | 80 | 56 | 39 | 80 | 67.2 | 11.4 | 92 | 82.5 | 4.0 | 95 | 26.6 | 25.6 | 103 |
| M LT SP | 31 | 6.7 | 62 | 295 | 90 | 2170 | 7.4 | 7.1 | 100 | 90 | 95 | 74 | 54 | | 80 | 68.2 | 9.6 | 88 | 81.9 | 4.7 | 91 | 28.3 | 24.2 | 94 |
| M LT SP | 30 | 6.6 | 56 | 284 | 90 | 2126 | 7.0 | 7.6 | 100 | 90 | 95 | 72 | 46 | | 70 | 67.1 | 11.0 | 90 | 81.4 | 3.1 | 96 | 28.2 | 25.4 | 99 |
| FORNEY | | LANKART 57 | | | | | 96 PERCENT | | | | | | | | | | | | | | | | | | |
| M | 31 | 7.9 | 25 | 271 | 87 | 2041 | 6.5 | 5.7 | 110 | 100 | 105 | 69 | 42 | | 70 | 68.8 | 12.9 | 100 | 82.3 | 2.7 | 100 | 26.8 | 25.5 | 102 |
| M LT SP | 30 | 7.4 | 19 | 268 | 80 | 1952 | 5.7 | 5.3 | 110 | 100 | 105 | 53 | 38 | 33 | 80 | 65.8 | 12.8 | 94 | 80.9 | 2.8 | 96 | 28.9 | 25.8 | 99 |
| SLM LT SP | 30 | 8.4 | 19 | 265 | 81 | 1951 | 5.9 | 5.3 | 120 | 100 | 110 | 51 | 30 | | 80 | 64.5 | 12.1 | 88 | 81.7 | 2.8 | 98 | 28.4 | 26.7 | 104 |
| IDALOU | | LANKART 611 | | | | | 100 PERCENT | | | | | | | | | | | | | | | | | | |
| M | 31 | 7.0 | 44 | 293 | 91 | 2173 | 8.1 | 7.4 | 110 | 100 | 105 | 69 | 37 | | 90 | 71.4 | 11.4 | 100 | 83.2 | 2.7 | 102 | 26.3 | 26.9 | 109 |
| M LT SP | 31 | 7.6 | 86 | 278 | 89 | 2091 | 7.0 | 6.6 | 90 | 70 | 80 | 110 | 69 | 44 | 80 | 69.0 | 11.6 | 96 | 84.5 | 2.2 | 108 | 26.7 | 25.2 | 101 |
| M LT SP | 31 | 9.7 | 57 | 287 | 90 | 2138 | 6.7 | 6.8 | 100 | 90 | 95 | 82 | 52 | | 80 | 68.1 | 11.0 | 92 | 81.3 | 3.3 | 95 | 29.1 | 24.3 | 93 |
| ITASCA | | LANKART 57 | | | | | 100 PERCENT | | | | | | | | | | | | | | | | | | |
| M LT SP | 31 | 8.2 | 24 | 257 | 80 | 1908 | 6.4 | 5.6 | 110 | 100 | 105 | 62 | 43 | | 70 | 67.6 | 12.4 | 96 | 82.1 | 2.6 | 100 | 26.4 | 25.8 | 105 |
| M LT SP | 30 | 8.4 | 25 | 283 | 87 | 2089 | 6.5 | 5.7 | 110 | 100 | 105 | 50 | 33 | 36 | 80 | 67.8 | 12.3 | 96 | 82.0 | 3.1 | 98 | 27.2 | 26.3 | 105 |
| SLM LT SP | 30 | 8.4 | 23 | 272 | 84 | 2012 | 6.2 | 5.6 | 120 | 100 | 110 | 66 | 36 | | 90 | 66.1 | 12.5 | 93 | 81.6 | 3.4 | 96 | 28.3 | 25.6 | 99 |
| KNOTT | | WESTERN STORMPROOF | | | | | 95 PERCENT | | | | | | | | | | | | | | | | | | |
| SM LT SP | 30 | 8.1 | 46 | 298 | 94 | 2226 | 6.5 | 6.0 | 110 | 90 | 100 | 41 | 30 | | 90 | 70.0 | 12.5 | 101 | 81.5 | 2.7 | 98 | 24.7 | 27.0 | 112 |
| M LT SP | 29 | 7.8 | 39 | 288 | 88 | 2120 | 6.4 | 5.7 | 110 | 100 | 105 | 59 | 42 | 37 | 100 | 69.6 | 13.2 | 103 | 82.1 | 3.3 | 97 | 26.1 | 27.5 | 111 |
| M LT SP | 30 | 10.3 | 75 | 270 | 88 | 2048 | 5.6 | 5.8 | 100 | 100 | 100 | 56 | 42 | | 100 | 71.4 | 12.4 | 103 | 83.2 | 3.1 | 101 | 26.4 | 27.3 | 110 |
| M LT SP | 30 | 9.5 | 53 | 281 | 88 | 2092 | 5.8 | 5.6 | 100 | 90 | 95 | 60 | 34 | | 90 | 69.4 | 11.8 | 98 | 82.2 | 3.3 | 97 | 28.6 | 24.5 | 95 |
| M LT SP | 30 | 7.6 | 114 | 262 | 84 | 1972 | 5.6 | 5.8 | 100 | 80 | 90 | 100 | 55 | 36 | 90 | 69.9 | 11.2 | 96 | 81.7 | 3.7 | 95 | 28.4 | 25.0 | 97 |

1/ Wasty

Table 5.--Cotton: Fiber test results for short staple varieties by state and market area for samples of modal quality, collected at triweekly intervals, crop of 1961--Continued

| State, Production Area, Chronological sampling and Classification | | Predominant variety, percentage of variety at gin, and fiber test results | | | | | | | | | | | | | | |
|---|---|---|---|---|---|---|---|---|---|---|---|---|---|---|---|---|
| | | Digital Fibrograph | | Micro-naire | Fiber strength | | | Elon-gation 1/8" | Shirley Analyzer | | Color of raw stock | | | | Color of cleaned lint | |
| | | 2.5% span length | 50/2.5 unif. | | Zero gauge | | 1/8" gauge | | Visible waste | Total waste | Reflect-ance | Yellow-ness | Composite | | Reflect-ance | Yellow-ness |
| Grade | Staple | 32d in. | In. | Pct. | Rdg. | Mpsi | G/tex | G/tex | Pct. | Pct. | Pct. | Rd | +b | Index | Code | Rd | +b |
| TEXAS----CONTINUED | | | | | | | | | | | | | | | | | |
| LITTLEFIELD | GREGG | | | | | 80 PERCENT | | | | | | | | | | | |
| M | 30 | .91 | 46 | 3.8 | 75 | 37.1 | 21.5 | 7.0 | 1.3 | 2.5 | 77.6 | 8.5 | 102 | 502 | 79.4 | 8.3 |
| M LT SP | 29 | .86 | 47 | 3.8 | 77 | 38.1 | 22.0 | 5.8 | 1.5 | 3.5 | 70.5 | 9.7 | 92 | 603 | 73.2 | 9.7 |
| M LT SP | 30 | .86 | 45 | 3.4 | 75 | 37.1 | 20.7 | 6.3 | 1.3 | 3.3 | 72.2 | 9.8 | 96 | 553 | 74.9 | 9.8 |
| M SP | 29 | .84 | 46 | 3.0 | 77 | 38.1 | 19.9 | 5.6 | 1.6 | 3.2 | 70.8 | 10.4 | 93 | 554 | 72.5 | 11.0 |
| LOCKETVILLE | BLIGHTMASTER | | | | | 80 PERCENT | | | | | | | | | | |
| SM LT SP | 31 | .98 | 44 | 3.8 | 74 | 36.6 | 20.7 | 7.0 | 1.1 | 2.3 | 77.9 | 8.6 | 102 | 502 | 79.5 | 8.3 |
| M | 31 | .98 | 44 | 3.4 | 72 | 35.6 | 20.1 | 6.4 | 1.8 | 3.6 | 76.0 | 8.3 | 100 | 552 | 79.0 | 8.3 |
| M LT SP | 30 | .94 | 43 | 3.2 | 71 | 35.1 | 19.2 | 6.6 | 1.6 | 3.6 | 75.7 | 8.6 | 99 | 552 | 77.7 | 8.6 |
| M LT SP | 30 | .96 | 42 | 3.2 | 72 | 35.6 | 19.6 | 6.2 | 1.7 | 3.2 | 74.5 | 8.7 | 98 | 552 | 76.4 | 9.0 |
| LORENZO | MIXED-MAINLY NORTHERN STAR | | | | | | | | | | | | | | | |
| M LT SP | 30 | .92 | 44 | 3.0 | 71 | 35.1 | 20.0 | 5.5 | 2.0 | 4.0 | 75.0 | 9.3 | 99 | 553 | 76.5 | 9.2 |
| MATADOR | LANKART 57 | | | | | 70 PERCENT | | | | | | | | | | |
| SM LT SP | 31 | .95 | 43 | 4.0 | 79 | 39.1 | 20.2 | 5.9 | .7 | 1.4 | 75.8 | 9.4 | 100 | 503 | 77.8 | 9.2 |
| SM | 31 | .98 | 43 | 4.0 | 77 | 38.1 | 20.5 | 7.0 | .6 | 2.3 | 77.6 | 9.0 | 103 | 452 | 79.4 | 8.8 |
| SM LT SP | 31 | .96 | 43 | 4.2 | 76 | 37.6 | 20.3 | 6.7 | 1.0 | 2.9 | 76.1 | 9.2 | 101 | 502 | 77.1 | 8.7 |
| M | 30 | .91 | 44 | 4.0 | 74 | 36.6 | 19.7 | 5.9 | 1.1 | 3.1 | 75.2 | 8.2 | 99 | 602 | 79.1 | 8.5 |
| MEMPHIS | GREGG | | | | | 75 PERCENT | | | | | | | | | | |
| SLM | 31 | .91 | 44 | 3.6 | 86 | 42.6 | 23.3 | 6.2 | 3.7 | 5.0 | 73.9 | 8.7 | 97 | 602 | 77.5 | 8.7 |
| SLM | 30 | .88 | 45 | 3.5 | 85 | 42.1 | 23.0 | 6.2 | 2.9 | 5.0 | 75.4 | 8.3 | 99 | 552 | 79.3 | 8.3 |
| SLM | 30 | .92 | 46 | 3.6 | 81 | 40.1 | 22.4 | 5.2 | 2.4 | 4.6 | 73.7 | 8.5 | 97 | 602 | 79.2 | 9.0 |
| LM | 30 | .88 | 46 | 3.5 | 84 | 41.6 | 23.5 | 5.6 | 4.0 | 6.4 | 73.0 | 7.7 | 95 | 652 | 79.4 | 8.2 |
| NEW DEAL | LANKART 57 | | | | | 90 PERCENT | | | | | | | | | | |
| M | 31 | .96 | 43 | 3.9 | 71 | 35.1 | 19.6 | 7.3 | .8 | 1.9 | 77.8 | 8.9 | 102 | 452 | 78.8 | 8.7 |
| M | 31 | .98 | 42 | 3.2 | 67 | 33.2 | 18.8 | 7.0 | 1.4 | 3.6 | 75.7 | 9.1 | 100 | 502 | 77.2 | 8.8 |
| M LT SP | 30 | .92 | 44 | 3.4 | 67 | 33.2 | 18.9 | 6.7 | 1.4 | 3.2 | 75.0 | 8.4 | 99 | 552 | 77.0 | 8.6 |
| M LT SP | 30 | .94 | 42 | 3.0 | 67 | 33.2 | 19.1 | 6.5 | 1.4 | 3.7 | 73.0 | 8.7 | 96 | 602 | 77.0 | 8.7 |
| NEW HOME | MIXED-MAINLY TPSA 6 | | | | | | | | | | | | | | | |
| M | 31 | .96 | 45 | 3.8 | 74 | 36.6 | 21.2 | 8.2 | 2.0 | 3.7 | 75.3 | 8.8 | 99 | 552 | 77.3 | 8.6 |
| M LT SP | 31 | .96 | 44 | 3.8 | 71 | 35.1 | 20.0 | 6.5 | 2.3 | 3.8 | 73.1 | 8.4 | 96 | 602 | 75.1 | 8.6 |
| M LT SP | 30 | .94 | 45 | 3.3 | 70 | 34.6 | 19.6 | 7.4 | 1.7 | 3.5 | 73.6 | 9.1 | 97 | 553 | 77.5 | 9.1 |
| O BRIEN | NORTHERN STAR | | | | | 75 PERCENT | | | | | | | | | | |
| SM LT SP | 31 | .96 | 45 | 4.1 | 80 | 39.6 | 19.9 | 4.5 | 1.0 | 1.8 | 75.1 | 9.8 | 100 | 503 | 76.8 | 9.6 |
| SM LT SP | 31 | .94 | 45 | 4.2 | 83 | 41.1 | 20.7 | 4.6 | .8 | 2.0 | 75.1 | 9.8 | 100 | 503 | 77.1 | 9.4 |
| SM LT SP | 30 | .92 | 43 | 4.0 | 81 | 40.1 | 20.1 | 4.0 | 1.0 | 3.3 | 76.4 | 9.6 | 101 | 453 | 77.0 | 9.4 |
| M LT SP | 31 | .95 | 45 | 4.0 | 78 | 38.6 | 20.0 | 4.6 | 1.5 | 3.0 | 75.5 | 9.2 | 100 | 502 | 78.3 | 8.9 |
| O DONNELL | MIXED-MAINLY TPSA 6 | | | | | | | | | | | | | | | |
| M | 30 | .94 | 43 | 3.8 | 74 | 36.6 | 18.8 | 6.6 | 1.2 | 2.9 | 75.8 | 9.2 | 100 | 502 | 78.1 | 9.2 |
| M | 30 | .93 | 45 | 3.8 | 70 | 34.6 | 20.1 | 5.9 | 1.2 | 2.5 | 76.3 | 8.4 | 100 | 552 | 78.4 | 8.3 |
| M | 30 | .91 | 45 | 3.6 | 71 | 35.1 | 19.8 | 5.8 | 1.5 | 3.2 | 76.6 | 8.4 | 101 | 552 | 79.9 | 8.2 |
| PADUCAH | NORTHERN STAR | | | | | 95 PERCENT | | | | | | | | | | |
| SM LT SP | 31 | .96 | 45 | 4.4 | 81 | 40.1 | 20.6 | 4.5 | 1.2 | 3.0 | 75.5 | 9.5 | 100 | 503 | 77.0 | 9.7 |
| SM LT SP | 31 | .95 | 44 | 4.2 | 84 | 41.6 | 20.8 | 4.7 | 1.0 | 1.9 | 75.5 | 10.0 | 100 | 453 | 77.2 | 9.8 |

Table 5a.--Cotton: Carded yarn processing test results for short staple varieties by state and market area for samples of modal quality, collected at triweekly intervals, crop of 1961--Continued

| State, Production Area, Chronological sampling, and Classification | | Predominant variety, percentage of variety at gin, and carded yarn processing results | | | | | | | | | | | | | | | | | | | | | | | |
|---|---|---|---|---|---|---|---|---|---|---|---|---|---|---|---|---|---|---|---|---|---|---|---|---|---|
| | | Picker & card waste | Neps in card web | Yarn skein strength | | | Yarn elongation | | Yarn appearance | | | Yarn imprfctns. | | Spin. potential | Trash in fabric | Color-22s grey yarn | | | Color-22s blchd.yarn | | | Color-22s dyed yarn | | |
| | | | | 8s or 73.8tex | 22s or 26.8tex | Average brk.fctr | 8s or 73.8tex | 22s or 26.8tex | 8s or 73.8tex | 22s or 26.8tex | Average | 8s or 73.8tex | 22s or 26.8tex | | | Rflctance | Yellowness | Composite | Rflctance | Yellowness | Composite | Rflctance | Blueness | Composite |
| Grade | Staple | | | | | | | | | | | | | | | | | | | | | | | | |
| | 32d in. | Pct. | No. | Lbs. | Lbs. | No. | Pct. | Pct. | Index | Index | Index | No. | No. | No. | Index | Rd | +b | Index | Rd | +b | Index | Rd | -b | Index |
| TEXAS----CONTINUED | | | | | | | | | | | | | | | | | | | | | | | | | |
| LITTLEFIELD | | GREGG | | | | | 80 PERCENT | | | | | | | | | | | | | | | | | | |
| M | 30 | 8.0 | 26 | 308 | 98 | 2310 | 6.7 | 6.3 | 110 | 110 | 110 | 50 | 29 | | 90 | 71.6 | 12.0 | 102 | 82.2 | 2.8 | 99 | 25.3 | 28.1 | 116 |
| M LT SP | 29 | 7.8 | 44 | 295 | 95 | 2225 | 6.1 | 5.8 | 110 | 100 | 105 | 60 | 38 | 40 | 90 | 64.6 | 11.6 | 86 | 80.5 | 4.4 | 89 | 27.4 | 25.2 | 99 |
| M LT SP | 30 | 7.4 | 42 | 307 | 95 | 2273 | 6.5 | 6.3 | 110 | 100 | 105 | 52 | 47 | | 70 | 66.8 | 12.1 | 93 | 81.7 | 4.0 | 94 | 26.6 | 25.3 | 102 |
| M SP | 29 | 8.2 | 45 | 301 | 93 | 2227 | 6.9 | 6.8 | 100 | 90 | 95 | 72 | 50 | | 70 | 63.4 | 12.9 | 88 | 82.3 | 3.6 | 97 | 28.0 | 25.2 | 98 |
| LOCKETVILLE | | BLIGHTMASTER | | | | | 80 PERCENT | | | | | | | | | | | | | | | | | | |
| SM LT SP | 31 | 6.1 | 24 | 309 | 98 | 2314 | 7.7 | 6.9 | 110 | 100 | 105 | 50 | 32 | | 100 | 71.0 | 11.6 | 100 | 83.9 | 3.1 | 102 | 25.1 | 27.2 | 112 |
| M | 31 | 7.2 | 45 | 295 | 96 | 2236 | 7.1 | 6.8 | 110 | 90 | 100 | 78 | 45 | 42 | 90 | 69.8 | 11.4 | 97 | 82.4 | 2.5 | 101 | 26.3 | 26.5 | 107 |
| M LT SP | 30 | 7.8 | 52 | 304 | 94 | 2250 | 7.0 | 6.6 | 110 | 90 | 100 | 58 | 37 | | 80 | 69.0 | 11.6 | 96 | 81.5 | 3.0 | 97 | 27.8 | 25.4 | 100 |
| M LT SP | 30 | 7.8 | 69 | 287 | 87 | 2105 | 7.2 | 7.2 | 110 | 90 | 100 | 80 | 51 | | 90 | 67.5 | 11.5 | 92 | 81.1 | 3.5 | 94 | 27.7 | 24.8 | 98 |
| LORENZO | | MIXED-MAINLY NORTHERN STAR | | | | | | | | | | | | | | | | | | | | | | | |
| M LT SP | 30 | 9.9 | 94 | 284 | 89 | 2115 | 6.1 | 6.3 | 100 | 90 | 95 | 77 | 50 | | 80 | 68.6 | 11.3 | 94 | 83.2 | 3.7 | 98 | 29.6 | 23.8 | 90 |
| MATADOR | | LANKART 57 | | | | | 70 PERCENT | | | | | | | | | | | | | | | | | | |
| SM LT SP | 31 | 5.4 | 41 | 301 | 95 | 2249 | 7.4 | 6.3 | 120 | 100 | 110 | 37 | 26 | | 90 | 70.3 | 12.8 | 103 | 83.0 | 2.8 | 101 | 26.2 | 27.0 | 110 |
| SM | 31 | 6.4 | 27 | 300 | 94 | 2234 | 7.1 | 6.5 | 110 | 100 | 105 | 42 | 27 | 42 | 110 | 71.8 | 11.8 | 102 | 83.9 | 2.9 | 103 | 27.3 | 26.0 | 103 |
| SM LT SP | 31 | 7.7 | 57 | 294 | 93 | 2199 | 6.4 | 6.2 | 100 | 90 | 95 | 37 | 28 | | 90 | 70.7 | 11.6 | 100 | 82.9 | 3.5 | 98 | 26.9 | 26.4 | 106 |
| M | 30 | 7.5 | 48 | 290 | 89 | 2139 | 6.8 | 6.2 | 110 | 100 | 105 | 46 | 30 | | 90 | 69.8 | 10.9 | 95 | 80.8 | 2.8 | 96 | 28.4 | 24.8 | 96 |
| MEMPHIS | | GREGG | | | | | 75 PERCENT | | | | | | | | | | | | | | | | | | |
| SLM | 31 | 8.7 | 40 | 339 | 109 | 2555 | 7.2 | 6.6 | 110 | 100 | 105 | 63 | 40 | | 70 | 71.4 | 11.8 | 101 | 82.6 | 3.2 | 99 | 26.7 | 28.6 | 115 |
| SLM | 30 | 8.5 | 23 | 329 | 106 | 2482 | 6.4 | 6.2 | 110 | 100 | 105 | 54 | 35 | 39 | 80 | 72.4 | 11.2 | 101 | 82.9 | 2.7 | 101 | 28.8 | 25.0 | 96 |
| SLM | 30 | 8.2 | 27 | 316 | 103 | 2397 | 6.2 | 6.1 | 110 | 100 | 105 | 53 | 37 | | 80 | 70.2 | 12.0 | 100 | 81.6 | 2.7 | 98 | 27.6 | 25.7 | 101 |
| LM | 30 | 11.0 | 37 | 329 | 105 | 2471 | 6.5 | 6.4 | 100 | 100 | 100 | 74 | 51 | | 60 | 71.6 | 10.2 | 96 | 81.8 | 2.9 | 98 | 28.8 | 25.0 | 96 |
| NEW DEAL | | LANKART 57 | | | | | 90 PERCENT | | | | | | | | | | | | | | | | | | |
| M | 31 | 6.8 | 29 | 293 | 92 | 2184 | 8.0 | 7.4 | 110 | 100 | 105 | 52 | 31 | | 80 | 70.6 | 12.1 | 101 | 83.8 | 3.0 | 102 | 26.1 | 28.0 | 114 |
| M | 31 | 7.6 | 58 | 285 | 89 | 2119 | 7.3 | 7.3 | 110 | 90 | 100 | 74 | 48 | 44 | 80 | 70.6 | 12.6 | 102 | 85.0 | 2.7 | 106 | 27.8 | 25.9 | 101 |
| M LT SP | 30 | 8.0 | 67 | 281 | 90 | 2114 | 6.9 | 6.9 | 90 | 80 | 85 | 78 | 53 | | 70 | 69.0 | 11.0 | 94 | 81.5 | 4.0 | 93 | 27.1 | 26.0 | 104 |
| M LT SP | 30 | 7.7 | 72 | 289 | 90 | 2146 | 7.8 | 7.4 | 100 | 90 | 95 | 73 | 47 | | 80 | 66.8 | 12.0 | 92 | 81.9 | 3.9 | 94 | 29.0 | 24.5 | 94 |
| NEW HOME | | MIXED-MAINLY TPSA-6 | | | | | | | | | | | | | | | | | | | | | | | |
| M | 31 | 7.6 | 32 | 323 | 99 | 2381 | 8.0 | 7.3 | 100 | 100 | 100 | 53 | 34 | | 80 | 70.4 | 11.2 | 98 | 83.1 | 3.3 | 99 | 27.2 | 26.6 | 106 |
| M LT SP | 31 | 7.1 | 27 | 300 | 95 | 2245 | 7.5 | 6.8 | 110 | 100 | 105 | 49 | 35 | 46 | 80 | 67.9 | 11.0 | 91 | 81.5 | 4.0 | 93 | 28.0 | 25.6 | 100 |
| M LT SP | 30 | 7.6 | 31 | 310 | 96 | 2296 | 7.2 | 7.4 | 110 | 100 | 105 | 48 | 29 | | 90 | 66.4 | 12.8 | 94 | 82.3 | 3.4 | 97 | 27.7 | 25.5 | 100 |
| O BRIEN | | NORTHERN STAR | | | | | 75 PERCENT | | | | | | | | | | | | | | | | | | |
| SM LT SP | 31 | 5.9 | 20 | 283 | 91 | 2133 | 5.9 | 5.4 | 110 | 100 | 105 | 43 | 29 | | 90 | 68.3 | 12.4 | 97 | 82.1 | 2.9 | 99 | 26.6 | 26.1 | 105 |
| SM LT SP | 31 | 6.5 | 22 | 289 | 90 | 2146 | 6.2 | 5.2 | 120 | 110 | 115 | 39 | 24 | 37 | 100 | 70.1 | 12.4 | 101 | 82.4 | 3.1 | 99 | 27.5 | 25.7 | 102 |
| SM LT SP | 30 | 8.2 | 23 | 263 | 84 | 1976 | 5.3 | 5.1 | 120 | 100 | 110 | 40 | 26 | | 100 | 71.2 | 13.0 | 105 | 82.9 | 2.4 | 103 | 27.3 | 25.6 | 102 |
| M LT SP | 31 | 8.3 | 39 | 287 | 90 | 2138 | 5.9 | 5.9 | 110 | 100 | 105 | 46 | 30 | | 90 | 70.8 | 11.8 | 100 | 82.7 | 3.2 | 99 | 27.6 | 26.0 | 103 |
| O DONNELL | | MIXED-MAINLY TPSA-6 | | | | | | | | | | | | | | | | | | | | | | | |
| M | 30 | 7.3 | 42 | 284 | 88 | 2104 | 7.2 | 6.5 | 100 | 90 | 95 | 64 | 42 | | 80 | 70.8 | 11.8 | 100 | 83.1 | 3.5 | 99 | 27.9 | 26.6 | 104 |
| M | 30 | 7.6 | 45 | 288 | 90 | 2142 | 6.8 | 6.3 | 110 | 100 | 105 | 49 | 35 | 40 | 90 | 71.0 | 11.3 | 99 | 81.5 | 3.5 | 95 | 27.4 | 26.3 | 104 |
| M | 30 | 7.8 | 42 | 293 | 91 | 2173 | 6.6 | 6.7 | 100 | 100 | 100 | 51 | 32 | | 90 | 69.6 | 11.6 | 97 | 81.6 | 2.7 | 98 | 27.8 | 24.8 | 98 |
| PADUCAH | | NORTHERN STAR | | | | | 95 PERCENT | | | | | | | | | | | | | | | | | | |
| SM LT SP | 31 | 6.3 | 16 | 306 | 98 | 2302 | 6.4 | 5.8 | 120 | 110 | 115 | 49 | 30 | | 80 | 70.8 | 12.4 | 102 | 82.0 | 2.7 | 99 | 26.6 | 27.3 | 110 |
| SM LT SP | 31 | 6.2 | 20 | 302 | 96 | 2264 | 6.5 | 6.0 | 120 | 110 | 115 | 40 | 28 | 43 | 90 | 70.0 | 12.8 | 102 | 82.0 | 3.2 | 97 | 28.0 | 25.7 | 101 |

Table 5.--Cotton: Fiber test results for short staple varieties by state and market area for samples of modal quality, collected at triweekly intervals, crop of 1961--Continued

| State, Production Area, Chronological sampling and Classification | | Predominant variety, percentage of variety at gin, and fiber test results | | | | | | | | | | | | | | |
|---|---|---|---|---|---|---|---|---|---|---|---|---|---|---|---|---|
| | | Digital Fibrograph | | Micro-naire | Fiber strength | | | Elon-gation 1/8" | Shirley Analyzer | | Color of raw stock | | | | Color of cleaned lint | |
| | | | | | Zero gauge | | 1/8" gauge | | Visible waste | Total waste | Reflect-ance | Yellow-ness | Composite | | Reflect-ance | Yellow-ness |
| Grade | Staple | 2.5% span length | 50/2.5 unif. | | | | | | | | | | Index | Code | | |
| | 32d in. | In. | Pct. | Rdg. | Mpsi | G/tex | G/tex | Pct. | Pct. | Pct. | Rd | +b | | | Rd | +b |
| TEXAS----CONTINUED | | | | | | | | | | | | | | | | |
| PLAINVIEW | GREGG | | | | 80 PERCENT | | | | | | | | | | | |
| M LT SP | 30 | .93 | 43 | 3.1 | 86 | 42.6 | 22.7 | 6.4 | 2.0 | 4.7 | 75.0 | 9.0 | 99 | 552 | 77.9 | 8.9 |
| SLM LT SP | 30 | .87 | 44 | 3.0 | 82 | 40.6 | 23.4 | 6.0 | 3.0 | 4.9 | 71.3 | 9.7 | 94 | 603 | 75.5 | 9.2 |
| SLM LT SP | 30 | .93 | 44 | 3.0 | 82 | 40.6 | 23.4 | 5.7 | 3.1 | 5.2 | 71.6 | 9.0 | 93 | 603 | 76.9 | 8.8 |
| RALLS | LANKART 57 | | | | 75 PERCENT | | | | | | | | | | | |
| M | 31 | .96 | 44 | 3.2 | 70 | 34.6 | 20.2 | 7.7 | 1.9 | 3.3 | 74.8 | 8.8 | 99 | 552 | 76.0 | 9.1 |
| M LT SP | 31 | .96 | 45 | 3.4 | 69 | 34.2 | 19.4 | 7.1 | 1.9 | 3.2 | 73.2 | 8.8 | 96 | 602 | 76.4 | 9.2 |
| M LT SP | 31 | .93 | 44 | 3.6 | 68 | 33.7 | 18.7 | 7.3 | 1.3 | 3.0 | 74.0 | 9.0 | 97 | 552 | 75.5 | 8.7 |
| M LT SP | 31 | .94 | 44 | 3.2 | 70 | 34.6 | 18.7 | 6.6 | 1.3 | 2.6 | 74.1 | 8.5 | 97 | 602 | 75.1 | 8.9 |
| ROTAN | WESTERN STORMPROOF | | | | 90 PERCENT | | | | | | | | | | | |
| SM LT SP | 31 | .93 | 46 | 4.0 | 83 | 41.1 | 21.9 | 4.8 | 1.0 | 2.0 | 75.1 | 9.7 | 100 | 503 | 76.9 | 9.5 |
| SM LT SP | 30 | .93 | 45 | 4.1 | 84 | 41.6 | 21.0 | 5.0 | .6 | 1.6 | 77.1 | 9.4 | 102 | 452 | 80.2 | 9.1 |
| SM LT SP | 31 | .98 | 45 | 4.0 | 80 | 39.6 | 19.6 | 4.8 | .7 | 2.3 | 76.0 | 9.1 | 100 | 502 | 78.6 | 8.8 |
| M LT SP | 31 | .96 | 46 | 4.2 | 77 | 38.1 | 20.7 | 5.0 | 1.6 | 2.6 | 74.9 | 8.7 | 99 | 552 | 79.0 | 8.5 |
| M LT SP | 30 | .94 | 44 | 4.0 | 79 | 39.1 | 19.9 | 4.5 | 1.0 | 2.6 | 74.2 | 8.5 | 98 | 602 | 78.2 | 8.3 |
| M LT SP | 30 | .94 | 44 | 3.8 | 79 | 39.1 | 20.1 | 4.6 | 2.4 | 4.1 | 74.0 | 8.4 | 97 | 602 | 76.1 | 9.3 |
| RULE | TPSA 41 | | | | 95 PERCENT | | | | | | | | | | | |
| SM LT SP | 33 | .99 | 46 | 4.4 | 79 | 39.1 | 22.6 | 6.7 | 1.2 | 2.5 | 73.6 | 9.6 | 98 | 553 | 76.1 | 9.2 |
| M LT SP | 32 | 1.00 | 46 | 4.6 | 74 | 36.6 | 19.8 | 6.8 | 1.8 | 3.6 | 75.3 | 8.9 | 100 | 552 | 77.5 | 8.6 |
| M LT SP | 31 | .97 | 46 | 4.4 | 73 | 36.1 | 20.3 | 6.1 | 1.3 | 2.9 | 75.0 | 8.7 | 99 | 552 | 77.0 | 9.0 |
| SLM LT SP | 32 | 1.00 | 46 | 4.2 | 74 | 36.6 | 19.6 | 6.5 | 2.3 | 4.7 | 70.9 | 8.7 | 92 | 653 | 73.1 | 9.0 |
| SAN ANGELO | LANKART | | | | 75 PERCENT | | | | | | | | | | | |
| M LT SP | 30 | .91 | 45 | 4.2 | 74 | 36.6 | 20.4 | 7.0 | 2.8 | 3.6 | 73.4 | 9.6 | 97 | 553 | 75.0 | 9.9 |
| LM LT SP | 30 | .94 | 42 | 3.6 | 73 | 36.1 | 19.6 | 6.7 | 2.6 | 4.0 | 72.8 | 9.1 | 96 | 603 | 76.0 | 9.3 |
| M LT SP | 30 | .94 | 44 | 4.0 | 74 | 36.6 | 18.7 | 5.4 | 1.1 | 2.6 | 76.0 | 9.0 | 100 | 502 | 78.4 | 8.8 |
| M LT SP | 30 | .90 | 45 | 3.9 | 77 | 38.1 | 19.7 | 4.8 | 1.3 | 3.6 | 74.0 | 8.5 | 97 | 602 | 77.5 | 8.7 |
| SNYDER | WESTERN STORMPROOF | | | | 90 PERCENT | | | | | | | | | | | |
| SM LT SP | 31 | .94 | 45 | 4.1 | 82 | 40.6 | 20.4 | 5.1 | 2.2 | 3.6 | 74.2 | 10.0 | 99 | 503 | 77.5 | 9.5 |
| SM LT SP | 30 | .94 | 45 | 4.0 | 78 | 38.6 | 20.9 | 5.8 | 1.7 | 3.0 | 76.2 | 9.3 | 101 | 502 | 78.3 | 8.9 |
| M LT SP | 30 | .90 | 46 | 4.0 | 78 | 38.6 | 21.0 | 4.5 | 2.6 | 4.2 | 75.0 | 9.0 | 99 | 552 | 78.0 | 9.5 |
| M LT SP | 30 | .91 | 45 | 4.0 | 76 | 37.6 | 20.9 | 5.4 | 2.1 | 3.6 | 73.1 | 8.6 | 96 | 602 | 77.2 | 8.8 |
| SLM LT SP | 30 | .93 | 45 | 3.6 | 77 | 38.1 | 20.5 | 5.3 | 2.9 | 4.8 | 71.1 | 8.4 | 92 | 652 | 74.7 | 8.3 |
| SLM LT SP | 30 | .92 | 45 | 3.6 | 74 | 36.6 | 19.7 | 5.4 | 2.3 | 4.2 | 73.5 | 8.6 | 96 | 602 | 75.8 | 9.2 |
| SOUTHLAND | LANKART 57 | | | | 75 PERCENT | | | | | | | | | | | |
| M | 31 | .98 | 44 | 3.8 | 68 | 33.7 | 19.6 | 7.6 | .8 | 2.0 | 76.0 | 9.0 | 100 | 502 | 77.3 | 8.5 |
| M | 30 | .94 | 44 | 3.6 | 66 | 32.7 | 18.1 | 6.2 | 1.2 | 3.0 | 75.1 | 9.0 | 99 | 552 | 76.0 | 8.8 |
| M LT SP | 30 | .92 | 45 | 3.8 | 69 | 34.2 | 19.0 | 6.6 | 1.2 | 2.6 | 72.2 | 8.9 | 95 | 603 | 75.1 | 8.4 |
| M LT SP | 30 | .90 | 44 | 3.3 | 74 | 36.6 | 19.2 | 5.1 | 1.3 | 2.8 | 74.0 | 8.8 | 98 | 552 | 76.6 | 8.8 |
| SUDAN | GREGG | | | | 85 PERCENT | | | | | | | | | | | |
| M | 30 | .88 | 47 | 3.7 | 80 | 39.6 | 23.2 | 6.7 | 1.5 | 2.7 | 76.8 | 8.3 | 101 | 552 | 79.9 | 8.1 |
| M LT SP | 30 | .94 | 45 | 3.2 | 72 | 35.6 | 20.9 | 6.1 | 1.7 | 3.3 | 73.0 | 9.3 | 96 | 553 | 77.3 | 9.3 |
| M LT SP | 30 | .89 | 44 | 3.2 | 75 | 37.1 | 21.3 | 6.3 | 1.8 | 4.3 | 71.8 | 9.6 | 95 | 553 | 75.9 | 9.9 |
| SLM LT SP | 30 | .90 | 46 | 3.4 | 78 | 38.6 | 20.4 | 6.3 | 3.0 | 4.4 | 71.7 | 8.8 | 94 | 603 | 74.7 | 9.0 |

Table 5a.--Cotton: Carded yarn processing test results for short staple varieties by state and market area for samples of modal quality, collected at triweekly intervals, crop of 1961--Continued

| State, Production Area, Chronological sampling, and Classification | | Predominant variety, percentage of variety at gin, and carded yarn processing results | | | | | | | | | | | | | | | | | | | | | | | |
|---|---|---|---|---|---|---|---|---|---|---|---|---|---|---|---|---|---|---|---|---|---|---|---|---|---|
| | | Picker & card waste | Neps in card web | Yarn skein strength | | | Yarn elongation | | Yarn appearance | | | Yarn imprfctns. | | Spin. potential | Trash in fabric | Color-22s grey yarn | | | Color-22s blchd.yarn | | | Color-22s dyed yarn | | |
| | | | | 8s or 73.8tex | 22s or 26.8tex | Average brk.fctr. | 8s or 73.8tex | 22s or 26.8tex | 8s or 73.8tex | 22s or 26.8tex | Average | 8s or 73.8tex | 22s or 26.8tex | | | Rflct-ance | Yellow-ness | Com-posite | Rflct-ance | Yellow-ness | Com-posite | Rflct-ance | Blue-ness | Com-posite |
| Grade | Staple | 32d in. | Pct. | No. | Lbs. | Lbs. | No. | Pct. | Pct. | Index | Index | Index | No. | No. | No. | Index | Rd | +b | Index | Rd | +b | Index | Rd | -b | Index |
| TEXAS-----CONTINUED | | | | | | | | | | | | | | | | | | | | | | | | | |
| PLAINVIEW | | GREGG | | | | | 80 PERCENT | | | | | | | | | | | | | | | | | | |
| M LT SP | 30 | 8.0 | 78 | 326 | 104 | 2448 | 7.0 | 6.4 | 100 | 90 | 95 | 74 | 54 | | 80 | 69.1 | 11.5 | 96 | 82.9 | 3.7 | 97 | 28.1 | 24.5 | 96 |
| SLM LT SP | 30 | 10.8 | 94 | 313 | 99 | 2341 | 6.2 | 6.3 | 90 | 70 | 80 | 112 | 72 | 37 | 70 | 66.1 | 12.2 | 92 | 82.5 | 4.2 | 95 | 27.4 | 25.0 | 99 |
| SLM LT SP | 30 | 10.4 | 79 | 330 | 103 | 2453 | 6.5 | 6.5 | 90 | 80 | 85 | 103 | 68 | | 80 | 66.6 | 10.6 | 87 | 81.6 | 3.5 | 95 | 28.7 | 24.3 | 94 |
| RALLS | | LANKART 57 | | | | | 75 PERCENT | | | | | | | | | | | | | | | | | | |
| M | 31 | 7.3 | 49 | 286 | 92 | 2156 | 7.6 | 7.0 | 100 | 90 | 95 | 106 | 66 | | 80 | 69.0 | 11.4 | 95 | 81.9 | 3.5 | 96 | 27.0 | 25.8 | 103 |
| M LT SP | 31 | 7.8 | 63 | 290 | 90 | 2150 | 7.0 | 6.9 | 100 | 90 | 95 | 101 | 66 | 42 | 70 | 68.2 | 11.7 | 95 | 83.4 | 3.5 | 99 | 27.3 | 25.3 | 101 |
| M LT SP | 31 | 8.1 | 67 | 287 | 88 | 2116 | 7.1 | 6.8 | 110 | 90 | 100 | 75 | 42 | | 80 | 67.8 | 11.4 | 92 | 81.2 | 4.3 | 91 | 28.9 | 24.0 | 92 |
| M LT SP | 31 | 6.4 | 65 | 290 | 90 | 2150 | 7.5 | 7.4 | 100 | 90 | 95 | 70 | 47 | | 80 | 66.0 | 11.3 | 88 | 82.3 | 3.7 | 96 | 27.5 | 25.3 | 100 |
| ROTAN | | WESTERN STORMPROOF | | | | | 90 PERCENT | | | | | | | | | | | | | | | | | | |
| SM LT SP | 31 | 7.1 | 28 | 308 | 98 | 2310 | 6.2 | 5.7 | 120 | 110 | 115 | 34 | 21 | | 90 | 70.0 | 12.0 | 99 | 82.2 | 2.9 | 99 | 25.2 | 28.6 | 119 |
| SM LT SP | 30 | 6.1 | 37 | 298 | 97 | 2259 | 6.6 | 6.3 | 120 | 110 | 115 | 35 | 22 | 43 | 100 | 70.8 | 12.0 | 100 | 82.1 | 3.1 | 98 | 26.4 | 26.9 | 109 |
| SM LT SP | 31 | 7.8 | 27 | 297 | 98 | 2266 | 6.7 | 6.2 | 120 | 110 | 115 | 34 | 19 | | 100 | 71.8 | 11.7 | 102 | 83.3 | 2.4 | 104 | 25.8 | 26.2 | 107 |
| M LT SP | 31 | 7.0 | 25 | 305 | 97 | 2287 | 6.3 | 6.2 | 110 | 100 | 105 | 34 | 22 | | 90 | 68.8 | 11.0 | 93 | 81.2 | 3.4 | 95 | 26.8 | 25.9 | 104 |
| M LT SP | 30 | 6.4 | 35 | 284 | 90 | 2126 | 5.8 | 5.9 | 120 | 100 | 110 | 41 | 30 | 41 | 100 | 70.0 | 11.2 | 97 | 80.2 | 3.1 | 94 | 28.4 | 25.6 | 99 |
| M LT SP | 30 | 7.0 | 51 | 287 | 91 | 2149 | 6.4 | 5.8 | 110 | 100 | 105 | 51 | 34 | | 80 | 68.8 | 11.2 | 94 | 82.3 | 3.2 | 98 | 28.2 | 24.9 | 97 |
| RULE | | TPSA 41 | | | | | 95 PERCENT | | | | | | | | | | | | | | | | | | |
| SM LT SP | 33 | 7.9 | 21 | 313 | 102 | 2374 | 6.7 | 6.3 | 120 | 110 | 115 | 34 | 21 | | 100 | 68.6 | 12.1 | 97 | 80.8 | 3.9 | 92 | 25.5 | 27.0 | 111 |
| M LT SP | 32 | 7.6 | 19 | 306 | 96 | 2280 | 7.2 | 6.6 | 120 | 110 | 115 | 47 | 30 | 51 | 80 | 70.8 | 11.4 | 99 | 83.1 | 3.2 | 100 | 25.2 | 28.0 | 116 |
| M LT SP | 31 | 8.2 | 26 | 307 | 96 | 2284 | 6.5 | 6.7 | 120 | 110 | 115 | 34 | 24 | | 90 | 69.9 | 11.6 | 98 | 81.8 | 3.3 | 97 | 25.7 | 26.7 | 109 |
| SLM LT SP | 32 | 9.8 | 29 | 280 | 89 | 2099 | 6.9 | 6.7 | 100 | 100 | 100 | 90 | 60 | | 60 | 66.3 | 11.6 | 90 | 80.9 | 3.6 | 93 | 26.9 | 25.8 | 104 |
| SAN ANGELO | | LANKART | | | | | 75 PERCENT | | | | | | | | | | | | | | | | | | |
| M LT SP | 30 | 8.1 | 28 | 298 | 94 | 2226 | 7.2 | 5.9 | 110 | 100 | 105 | 64 | 43 | | 80 | 68.2 | 13.0 | 100 | 83.2 | 2.6 | 102 | 27.6 | 25.3 | 100 |
| LM LT SP | 30 | 8.5 | 57 | 282 | 89 | 2107 | 7.1 | 6.5 | 100 | 90 | 95 | 102 | 67 | 37 | 70 | 68.1 | 12.2 | 97 | 83.5 | 3.1 | 101 | 28.5 | 25.8 | 100 |
| M LT SP | 30 | 6.8 | 50 | 294 | 93 | 2199 | 6.4 | 5.8 | 110 | 100 | 105 | 39 | 27 | | 90 | 71.3 | 11.7 | 101 | 83.0 | 3.2 | 100 | 27.0 | 26.7 | 107 |
| M LT SP | 30 | 7.5 | 42 | 282 | 87 | 2085 | 6.0 | 6.0 | 110 | 100 | 105 | 44 | 29 | | 90 | 69.6 | 11.4 | 96 | 81.8 | 3.1 | 97 | 28.8 | 25.5 | 98 |
| SNYDER | | WESTERN STORMPROOF | | | | | 90 PERCENT | | | | | | | | | | | | | | | | | | |
| SM LT SP | 31 | 7.8 | 19 | 298 | 93 | 2215 | 6.1 | 5.5 | 110 | 110 | 110 | 38 | 23 | | 80 | 69.0 | 12.4 | 99 | 82.1 | 2.8 | 99 | 24.3 | 26.0 | 109 |
| SM LT SP | 30 | 6.9 | 19 | 303 | 96 | 2268 | 6.9 | 6.1 | 120 | 110 | 115 | 38 | 23 | 44 | 100 | 70.8 | 12.4 | 102 | 83.3 | 3.0 | 101 | 25.9 | 27.1 | 110 |
| M LT SP | 30 | 8.6 | 20 | 296 | 96 | 2240 | 5.9 | 5.9 | 110 | 110 | 110 | 38 | 24 | | 90 | 70.4 | 12.4 | 102 | 81.6 | 3.5 | 95 | 27.5 | 25.7 | 101 |
| M LT SP | 30 | 9.1 | 38 | 286 | 92 | 2164 | 6.1 | 5.9 | 100 | 100 | 100 | 51 | 32 | | 80 | 66.0 | 10.6 | 86 | 80.5 | 3.9 | 91 | 28.2 | 23.8 | 93 |
| SLM LT SP | 30 | 8.0 | 40 | 286 | 90 | 2134 | 6.1 | 5.9 | 110 | 100 | 105 | 69 | 44 | 41 | 70 | 67.0 | 11.4 | 90 | 80.9 | 3.7 | 93 | 27.8 | 25.6 | 101 |
| SLM LT SP | 30 | 7.6 | 39 | 295 | 90 | 2170 | 6.7 | 6.2 | 100 | 90 | 95 | 72 | 46 | | 80 | 68.6 | 11.4 | 94 | 81.6 | 3.8 | 94 | 27.8 | 25.2 | 99 |
| SOUTHLAND | | LANKART 57 | | | | | 75 PERCENT | | | | | | | | | | | | | | | | | | |
| M | 31 | 7.0 | 37 | 289 | 90 | 2146 | 7.7 | 6.8 | 110 | 100 | 105 | 55 | 34 | | 100 | 70.4 | 11.3 | 98 | 83.5 | 3.1 | 101 | 26.5 | 26.7 | 107 |
| M | 30 | 7.2 | 35 | 269 | 86 | 2022 | 6.9 | 6.4 | 110 | 100 | 105 | 58 | 34 | 40 | 90 | 70.4 | 11.6 | 99 | 84.0 | 2.9 | 103 | 27.2 | 25.6 | 102 |
| M LT SP | 30 | 7.7 | 64 | 277 | 87 | 2065 | 6.9 | 6.3 | 100 | 90 | 95 | 63 | 40 | | 80 | 66.5 | 11.4 | 90 | 80.7 | 3.5 | 93 | 27.4 | 25.4 | 101 |
| M LT SP | 30 | 7.7 | 59 | 274 | 85 | 2031 | 6.4 | 6.1 | 110 | 100 | 105 | 50 | 38 | | 100 | 67.8 | 11.4 | 92 | 80.5 | 3.9 | 91 | 28.5 | 24.8 | 96 |
| SUDAN | | GREGG | | | | | 85 PERCENT | | | | | | | | | | | | | | | | | | |
| M | 30 | 6.7 | 22 | 322 | 103 | 2421 | 6.5 | 6.3 | 110 | 100 | 105 | 47 | 27 | | 90 | 72.4 | 11.7 | 103 | 82.4 | 2.8 | 100 | 26.9 | 27.3 | 109 |
| M LT SP | 30 | 7.1 | 58 | 316 | 99 | 2353 | 7.3 | 7.0 | 100 | 90 | 95 | 77 | 50 | 46 | 80 | 67.0 | 12.4 | 94 | 82.8 | 3.5 | 98 | 26.6 | 24.9 | 100 |
| M LT SP | 30 | 7.6 | 30 | 314 | 98 | 2334 | 6.5 | 6.6 | 100 | 100 | 100 | 59 | 40 | | 70 | 66.3 | 12.5 | 94 | 81.3 | 5.0 | 89 | 27.8 | 24.9 | 98 |
| SLM LT SP | 30 | 9.0 | 32 | 313 | 97 | 2319 | 6.7 | 7.0 | 110 | 100 | 105 | 81 | 51 | | 60 | 67.4 | 11.8 | 93 | 81.2 | 3.7 | 94 | 28.1 | 25.2 | 98 |

Table 5.--Cotton: Fiber test results for short staple varieties by state and market area for samples of modal quality, collected at triweekly intervals, crop of 1961--Continued

| State, Production Area, Chronological sampling and Classification | | Predominant variety, percentage of variety at gin, and fiber test results | | | | | | | | | | | | | | | |
|---|---|---|---|---|---|---|---|---|---|---|---|---|---|---|---|---|---|
| | | Digital Fibrograph | | Micronaire | Fiber strength | | | Elongation 1/8" | Shirley Analyzer | | Color of raw stock | | | | Color of cleaned lint | |
| Grade | Staple | 2.5% span length | 50/2.5 unif. | | Zero gauge | | 1/8" gauge | | Visible waste | Total waste | Reflectance | Yellowness | Composite | | Reflectance | Yellowness |
| | 32d in. | In. | Pct. | Rdg. | Mpsi | G/tex | G/tex | Pct. | Pct. | Pct. | Rd | +b | Index | Code | Rd | +b |
| TEXAS----CONTINUED | | | | | | | | | | | | | | | | |
| TAHOKA | LANKART 57 | | | | 80 PERCENT | | | | | | | | | | | |
| M | 31 | .98 | 45 | 4.4 | 68 | 33.7 | 19.9 | 7.4 | .6 | 1.6 | 76.2 | 8.8 | 100 | 502 | 77.5 | 8.5 |
| M LT SP | 30 | .88 | 45 | 3.7 | 77 | 38.1 | 22.2 | 6.1 | 1.4 | 3.2 | 71.8 | 9.5 | 94 | 603 | 75.0 | 8.9 |
| M | 31 | .96 | 44 | 3.7 | 67 | 33.2 | 18.9 | 7.4 | 1.5 | 3.3 | 74.5 | 8.3 | 98 | 602 | 77.7 | 8.2 |
| TOKIO | LANKART 57 | | | | 80 PERCENT | | | | | | | | | | | |
| M | 31 | .94 | 42 | 4.4 | 74 | 36.6 | 19.7 | 6.6 | .8 | 1.7 | 75.5 | 8.6 | 99 | 552 | 76.5 | 8.3 |
| M | 31 | .98 | 45 | 3.8 | 72 | 35.6 | 19.7 | 7.1 | 1.1 | 3.2 | 76.6 | 8.8 | 101 | 502 | 77.3 | 8.6 |
| SLM | 30 | .87 | 45 | 3.4 | 74 | 36.6 | 21.7 | 6.2 | 1.5 | 3.1 | 74.1 | 8.1 | 97 | 602 | 77.0 | 7.9 |
| TULIA | GREGG | | | | 80 PERCENT | | | | | | | | | | | |
| SLM LT SP | 30 | .90 | 44 | 2.9 | 71 | 35.1 | 20.2 | 7.2 | 2.2 | 4.2 | 70.7 | 9.6 | 92 | 603 | 74.3 | 9.7 |
| SLM LT SP | 30 | .89 | 45 | 3.3 | 79 | 39.1 | 22.0 | 6.2 | 2.6 | 5.1 | 68.1 | 9.8 | 88 | 654 | 70.2 | 10.6 |
| SLM LT SP | 30 | .88 | 45 | 2.9 | 77 | 38.1 | 22.6 | 5.8 | 2.1 | 4.5 | 68.5 | 9.8 | 89 | 654 | 69.5 | 11.0 |
| VERNON | LOCKETT 4789 | | | | 100 PERCENT | | | | | | | | | | | |
| SM LT SP | 33 | 1.00 | 45 | 4.5 | 84 | 41.6 | 23.0 | 5.5 | 1.0 | 1.9 | 75.7 | 9.2 | 100 | 502 | 77.0 | 9.0 |
| M LT SP | 32 | 1.00 | 45 | 4.6 | 83 | 41.1 | 21.8 | 5.0 | 1.8 | 3.4 | 74.8 | 8.9 | 99 | 552 | 76.8 | 8.9 |
| M LT SP | 32 | 1.01 | 44 | 4.6 | 82 | 40.6 | 21.8 | 5.4 | 1.6 | 3.2 | 75.0 | 9.0 | 99 | 552 | 77.0 | 8.8 |
| SLM LT SP | 32 | .99 | 45 | 4.6 | 82 | 40.6 | 22.4 | 5.1 | 2.6 | 4.6 | 71.0 | 8.6 | 92 | 653 | 75.1 | 9.0 |
| WACO | LANKART 57 | | | | 100 PERCENT | | | | | | | | | | | |
| SM LT SP | 31 | .97 | 46 | 4.2 | 72 | 35.6 | 18.0 | 6.2 | 1.4 | 2.3 | 75.3 | 9.4 | 100 | 503 | 76.8 | 9.4 |
| SLM LT SP | 31 | .94 | 43 | 3.7 | 79 | 39.1 | 20.4 | 5.6 | 3.5 | 5.1 | 69.8 | 9.9 | 91 | 604 | 72.8 | 9.9 |
| SLM LT SP | 31 | .96 | 42 | 4.4 | 74 | 36.6 | 19.4 | 5.9 | 2.5 | 3.9 | 70.8 | 9.4 | 92 | 603 | 73.0 | 9.7 |
| WACO | NORTHERN STAR | | | | 100 PERCENT | | | | | | | | | | | |
| SM LT SP | 32 | 1.00 | 43 | 3.6 | 80 | 39.6 | 20.3 | 4.9 | 1.7 | 2.9 | 77.5 | 8.7 | 102 | 502 | 80.0 | 8.9 |
| SLM LT SP | 30 | .94 | 42 | 3.7 | 80 | 39.6 | 21.0 | 5.0 | 2.3 | 3.9 | 70.1 | 9.9 | 91 | 604 | 73.8 | 9.9 |
| SLM LT SP | 30 | .92 | 42 | 4.1 | 82 | 40.6 | 20.2 | 5.9 | 2.0 | 5.6 | 71.1 | 9.3 | 93 | 603 | 74.7 | 9.5 |
| WELLMAN | LANKART 57 | | | | 75 PERCENT | | | | | | | | | | | |
| M | 31 | .92 | 45 | 4.4 | 71 | 35.1 | 19.7 | 7.4 | .8 | 2.2 | 75.4 | 9.2 | 100 | 502 | 75.4 | 8.6 |
| M | 32 | .95 | 46 | 4.0 | 71 | 35.1 | 20.7 | 7.6 | 1.3 | 3.3 | 75.6 | 8.2 | 99 | 552 | 76.9 | 8.6 |
| SLM | 31 | .96 | 43 | 3.4 | 70 | 34.6 | 20.2 | 7.0 | 1.6 | 3.4 | 72.7 | 8.0 | 95 | 652 | 74.8 | 7.6 |
| WINGATE | WESTERN STORMPROOF | | | | 75 PERCENT | | | | | | | | | | | |
| M LT SP | 31 | .93 | 44 | 4.4 | 82 | 40.6 | 20.8 | 5.6 | 1.5 | 2.5 | 73.0 | 9.4 | 97 | 553 | 75.6 | 9.5 |
| M LT SP | 30 | .96 | 47 | 4.4 | 71 | 35.1 | 19.0 | 5.8 | 1.8 | 3.3 | 72.6 | 9.4 | 96 | 553 | 75.6 | 9.1 |
| M LT SP | 30 | .92 | 45 | 4.2 | 71 | 35.1 | 20.2 | 6.2 | 1.9 | 3.5 | 73.0 | 9.0 | 96 | 603 | 77.8 | 8.5 |
| SLM LT SP | 30 | .94 | 46 | 4.2 | 71 | 35.1 | 19.1 | 5.6 | 3.2 | 5.3 | 69.0 | 8.5 | 89 | 653 | 71.2 | 9.3 |
| SLM LT SP | 30 | .94 | 45 | 3.8 | 73 | 36.1 | 20.1 | 5.7 | 3.2 | 5.5 | 69.0 | 8.3 | 88 | 703 | 75.9 | 9.1 |
| WOODSON | LANKART 57 | | | | 80 PERCENT | | | | | | | | | | | |
| M LT SP | 32 | .96 | 46 | 4.7 | 80 | 39.6 | 20.5 | 6.4 | 1.1 | 2.9 | 74.1 | 9.2 | 98 | 553 | 75.6 | 9.1 |
| M LT SP | 30 | .95 | 45 | 4.6 | 74 | 36.6 | 20.8 | 6.3 | 1.4 | 2.6 | 75.7 | 8.6 | 100 | 552 | 78.5 | 8.7 |
| M LT SP | 31 | .96 | 44 | 4.6 | 75 | 37.1 | 19.8 | 5.9 | 1.2 | 3.0 | 73.8 | 8.4 | 97 | 602 | 77.8 | 8.6 |
| SLM | 31 | .98 | 46 | 4.3 | 75 | 37.1 | 21.7 | 6.4 | 2.0 | 3.8 | 72.9 | 7.9 | 95 | 652 | 75.5 | 8.6 |

Table 5a.--Cotton: Carded yarn processing test results for short staple varieties by state and market area for samples of modal quality, collected at triweekly intervals, crop of 1961--Continued

| State, Production Area, Chronological sampling, and Classification | | Predominant variety, percentage of variety at gin, and carded yarn processing results | | | | | | | | | | | | | | | | | | | | | | |
|---|---|---|---|---|---|---|---|---|---|---|---|---|---|---|---|---|---|---|---|---|---|---|---|---|
| | | Picker & card waste | Neps in card web | Yarn skein strength | | | Yarn elongation | | Yarn appearance | | | Yarn imprfctns. | | Spin. potential | Trash in fabric | Color-22s grey yarn | | | Color-22s blchd.yarn | | | Color-22s dyed yarn | | |
| | | | | 8s or 73.8tex | 22s or 26.8tex | Average brk.fctr. | 8s or 73.8tex | 22s or 26.8tex | 8s or 73.8tex | 22s or 26.8tex | Average | 8s or 73.8tex | 22s or 26.8tex | | | Rflct-ance | Yellow-ness | Com-posite | Rflct-ance | Yellow-ness | Com-posite | Rflct-ance | Blue-ness | Com-posite |
| Grade | Staple | | | | | | | | | | | | | | | | | | | | | | | |
| | 32d in. | Pct. | No. | Lbs. | Lbs. | No. | Pct. | Pct. | Index | Index | Index | No. | No. | No. | Index | Rd | +b | Index | Rd | +b | Index | Rd | -b | Index |
| TEXAS----CONTINUED | | | | | | | | | | | | | | | | | | | | | | | | |
| TAHOKA | | LANKART 57 | | | | | 80 PERCENT | | | | | | | | | | | | | | | | | |
| M | 31 | 6.6 | 18 | 287 | 91 | 2149 | 7.4 | 6.9 | 120 | 100 | 110 | 36 | 21 | | 100 | 70.0 | 11.8 | 99 | 84.5 | 2.2 | 107 | 26.0 | 28.1 | 115 |
| M LT SP | 30 | 7.2 | 43 | 297 | 97 | 2255 | 5.9 | 5.8 | 100 | 90 | 95 | 62 | 46 | 43 | 80 | 66.0 | 11.6 | 90 | 81.8 | 3.8 | 95 | 27.4 | 25.4 | 101 |
| M | 31 | 7.6 | 31 | 298 | 93 | 2215 | 8.0 | 7.4 | 110 | 100 | 105 | 48 | 24 | | 100 | 67.2 | 10.9 | 90 | 81.9 | 3.1 | 97 | 27.7 | 25.4 | 100 |
| TOKIO | | LANKART 57 | | | | | 80 PERCENT | | | | | | | | | | | | | | | | | |
| M | 31 | 6.4 | 19 | 280 | 87 | 2077 | 6.8 | 5.9 | 120 | 120 | 120 | 28 | 15 | | 110 | 69.4 | 11.2 | 95 | 82.0 | 2.3 | 101 | 27.0 | 26.4 | 106 |
| M | 31 | 6.9 | 29 | 287 | 90 | 2138 | 8.1 | 7.2 | 110 | 100 | 105 | 46 | 30 | 47 | 100 | 70.4 | 11.4 | 98 | 84.1 | 2.7 | 104 | 25.7 | 28.0 | 115 |
| SLM | 30 | 8.2 | 63 | 303 | 95 | 2257 | 5.9 | 6.4 | 110 | 90 | 100 | 59 | 44 | | 80 | 68.7 | 10.6 | 92 | 80.9 | 3.6 | 93 | 27.3 | 26.1 | 103 |
| TULIA | | GREGG | | | | | 80 PERCENT | | | | | | | | | | | | | | | | | |
| SLM LT SP | 30 | 9.9 | 90 | 295 | 95 | 2225 | 6.7 | 6.5 | 90 | 80 | 85 | 111 | 74 | | 70 | 63.2 | 12.0 | 85 | 82.4 | 4.5 | 93 | 26.4 | 26.0 | 105 |
| SLM LT SP | 30 | 8.8 | 37 | 320 | 99 | 2369 | 6.5 | 6.5 | 100 | 100 | 100 | 75 | 49 | 42 | 70 | 61.6 | 12.9 | 84 | 81.1 | 4.3 | 91 | 28.4 | 24.9 | 97 |
| SLM LT SP | 30 | 8.1 | 48 | 322 | 99 | 2377 | 6.7 | 7.0 | 110 | 100 | 105 | 105 | 68 | | 60 | 61.6 | 12.4 | 83 | 81.7 | 3.4 | 96 | 27.4 | 25.1 | 100 |
| VERNON | | LOCKETT 4789 | | | | | 100 PERCENT | | | | | | | | | | | | | | | | | |
| SM LT SP | 33 | 6.4 | 15 | 328 | 105 | 2467 | 6.8 | 6.5 | 120 | 110 | 115 | 25 | 16 | | 100 | 70.8 | 11.8 | 100 | 81.7 | 2.5 | 99 | 26.0 | 28.7 | 117 |
| M LT SP | 32 | 6.4 | 11 | 306 | 100 | 2324 | 6.3 | 5.9 | 120 | 120 | 120 | 34 | 24 | 44 | 100 | 71.1 | 11.5 | 100 | 82.6 | 3.1 | 99 | 27.1 | 26.1 | 104 |
| M LT SP | 32 | 8.1 | 15 | 317 | 100 | 2368 | 6.3 | 6.2 | 110 | 110 | 110 | 39 | 27 | | 80 | 70.2 | 11.7 | 99 | 83.3 | 3.0 | 101 | 26.8 | 26.6 | 106 |
| SLM LT SP | 32 | 8.0 | 27 | 308 | 99 | 2321 | 6.0 | 5.9 | 120 | 110 | 115 | 43 | 29 | | 70 | 66.6 | 12.2 | 93 | 80.7 | 4.0 | 91 | 28.4 | 25.3 | 98 |
| WACO | | LANKART 57 | | | | | 100 PERCENT | | | | | | | | | | | | | | | | | |
| SM LT SP | 31 | 6.6 | 22 | 286 | 90 | 2134 | 6.9 | 6.4 | 110 | 110 | 110 | 50 | 31 | | 80 | 69.4 | 12.6 | 100 | 83.0 | 2.6 | 102 | 26.8 | 26.3 | 106 |
| SLM LT SP | 31 | 8.2 | 56 | 281 | 86 | 2070 | 5.9 | 5.5 | 100 | 100 | 100 | 108 | 73 | 37 | 60 | 64.6 | 12.6 | 90 | 81.5 | 3.4 | 95 | 29.7 | 25.0 | 95 |
| SLM LT SP | 31 | 10.0 | 23 | 279 | 88 | 2084 | 7.0 | 6.5 | 100 | 100 | 100 | 64 | 43 | | 80 | 66.1 | 12.2 | 92 | 80.9 | 4.0 | 92 | 28.4 | 25.7 | 100 |
| WACO | | NORTHERN STAR | | | | | 100 PERCENT | | | | | | | | | | | | | | | | | |
| SM LT SP | 32 | 7.5 | 31 | 302 | 99 | 2297 | 6.8 | 6.2 | 110 | 100 | 105 | 52 | 35 | | 80 | 69.4 | 12.4 | 100 | 82.1 | 3.0 | 98 | 26.0 | 25.4 | 104 |
| SLM LT SP | 30 | 9.3 | 72 | 269 | 84 | 2000 | 6.1 | 5.6 | 100 | 90 | 95 | 106 | 72 | 36 | 60 | 65.6 | 12.4 | 92 | 81.8 | 3.3 | 97 | 28.9 | 25.2 | 96 |
| SLM LT SP | 30 | 7.6 | 49 | 280 | 88 | 2088 | 5.8 | 5.7 | 120 | 100 | 110 | 56 | 40 | | 80 | 65.8 | 12.0 | 90 | 81.0 | 3.7 | 93 | 31.9 | 23.9 | 86 |
| WELLMAN | | LANKART 57 | | | | | 75 PERCENT | | | | | | | | | | | | | | | | | |
| M | 31 | 7.3 | 30 | 284 | 90 | 2126 | 6.9 | 6.5 | 110 | 100 | 105 | 38 | 22 | | 90 | 69.8 | 11.6 | 98 | 81.1 | 2.8 | 97 | 25.9 | 28.2 | 114 |
| M | 32 | 7.2 | 47 | 287 | 93 | 2171 | 7.8 | 7.3 | 110 | 100 | 105 | 58 | 34 | 45 | 90 | 68.6 | 10.6 | 92 | 82.1 | 2.9 | 99 | 27.3 | 26.5 | 105 |
| SLM | 31 | 9.4 | 67 | 292 | 94 | 2202 | 6.7 | 6.8 | 100 | 90 | 95 | 81 | 56 | | 70 | 67.2 | 10.1 | 88 | 80.4 | 3.8 | 92 | 26.8 | 25.8 | 103 |
| WINGATE | | WESTERN STORMPROOF | | | | | 75 PERCENT | | | | | | | | | | | | | | | | | |
| M LT SP | 31 | 7.0 | 18 | 297 | 92 | 2200 | 6.7 | 5.9 | 120 | 120 | 120 | 28 | 15 | | 100 | 69.1 | 11.7 | 97 | 81.2 | 3.2 | 95 | 26.5 | 28.4 | 114 |
| M LT SP | 30 | 7.0 | 18 | 271 | 87 | 2041 | 6.6 | 6.3 | 120 | 110 | 115 | 30 | 21 | 44 | 100 | 68.2 | 11.1 | 92 | 83.6 | 3.5 | 100 | 26.9 | 25.8 | 104 |
| M LT SP | 30 | 8.4 | 26 | 278 | 87 | 2069 | 6.1 | 5.8 | 110 | 100 | 105 | 44 | 26 | | 90 | 69.6 | 11.4 | 97 | 81.5 | 3.7 | 94 | 27.4 | 26.4 | 105 |
| M LT SP | 30 | 9.2 | 39 | 273 | 88 | 2060 | 5.8 | 5.9 | 110 | 90 | 100 | 61 | 40 | | 70 | 66.3 | 15.7 | 108 | 81.0 | 3.6 | 93 | 28.4 | 26.4 | 103 |
| SLM LT SP | 30 | 8.6 | 48 | 273 | 85 | 2027 | 5.8 | 6.5 | 110 | 100 | 105 | 57 | 37 | 39 | 60 | 66.2 | 12.0 | 91 | 81.2 | 3.5 | 94 | 28.4 | 24.8 | 96 |
| WOODSON | | LANKART 57 | | | | | 80 PERCENT | | | | | | | | | | | | | | | | | |
| M LT SP | 32 | 6.2 | 12 | 308 | 97 | 2299 | 6.8 | 6.3 | 120 | 110 | 115 | 26 | 13 | | 90 | 69.2 | 12.4 | 100 | 82.1 | 2.6 | 100 | 26.6 | 26.8 | 108 |
| M LT SP | 30 | 6.9 | 17 | 294 | 92 | 2188 | 6.6 | 6.2 | 120 | 100 | 110 | 30 | 19 | 45 | 100 | 70.7 | 11.6 | 100 | 83.2 | 3.4 | 99 | 26.6 | 26.8 | 108 |
| M LT SP | 31 | 6.8 | 16 | 289 | 91 | 2157 | 6.6 | 5.8 | 120 | 110 | 115 | 36 | 25 | | 80 | 69.2 | 11.4 | 96 | 81.3 | 3.1 | 96 | 28.4 | 25.9 | 101 |
| SLM | 31 | 6.6 | 22 | 304 | 95 | 2261 | 6.1 | 7.2 | 120 | 110 | 115 | 36 | 24 | | 80 | 69.6 | 11.0 | 95 | 81.5 | 2.8 | 98 | 29.2 | 25.2 | 96 |

Table 6.--Cotton: Fiber test results for medium staple varieties by state and market area for samples of modal quality, collected at triweekly intervals, crop of 1961

| State, Production Area, Chronological sampling and Classification | | Predominant variety, percentage of variety at gin, and fiber test results | | | | | | | | | | | | | | |
|---|---|---|---|---|---|---|---|---|---|---|---|---|---|---|---|---|
| | | Digital Fibrograph | | Micronaire | Fiber strength | | | Elongation 1/8" | Shirley Analyzer | | Color of raw stock | | | | Color of cleaned lint | |
| | | | | | Zero gauge | | 1/8" gauge | | Visible waste | Total waste | Reflectance | Yellowness | Composite | | Reflectance | Yellowness |
| Grade | Staple | 2.5% span length | 50/2.5 unif. | | | | | | | | | | | | | |
| | 32d in. | In. | Pct. | Rdg. | Mpsi | G/tex | G/tex | Pct. | Pct. | Pct. | Rd | +b | Index | Code | Rd | +b |
| ALABAMA | | | | | | | | | | | | | | | | |
| ATHENS | EMPIRE | | | | 99 PERCENT | | | | | | | | | | | |
| SM | 34 | 1.05 | 48 | 4.6 | 79 | 38.9 | 20.8 | 6.8 | .6 | 1.0 | 77.7 | 8.3 | 101 | 502 | 80.3 | 8.4 |
| SM | 34 | 1.08 | 46 | 4.2 | 81 | 40.2 | 22.6 | 6.6 | .6 | 1.3 | 76.0 | 8.4 | 100 | 552 | 77.3 | 8.6 |
| M | 34 | 1.06 | 45 | 3.8 | 76 | 37.9 | 20.7 | 6.1 | .9 | 1.5 | 78.0 | 7.9 | 103 | 501 | 79.6 | 8.2 |
| ATMORE | COKER 100 | | | | 85 PERCENT | | | | | | | | | | | |
| M GR | 34 | 1.08 | 44 | 4.4 | 71 | 35.1 | 16.9 | 6.3 | 1.6 | 2.7 | 65.2 | 8.1 | 82 | 753 | 70.0 | 7.8 |
| LM | 33 | 1.04 | 45 | 4.0 | 68 | 33.6 | 19.3 | 6.7 | 1.8 | 2.0 | 69.0 | 8.1 | 88 | 702 | 69.5 | 8.1 |
| LM | 33 | 1.03 | 44 | 4.0 | 73 | 36.2 | 20.3 | 7.1 | .9 | 3.1 | 69.0 | 7.4 | 87 | 702 | 72.2 | 7.8 |
| CENTRE | AUBURN 56 | | | | 100 PERCENT | | | | | | | | | | | |
| SM | 34 | 1.07 | 47 | 4.7 | 76 | 37.7 | 21.3 | 7.7 | .5 | .8 | 77.6 | 8.7 | 102 | 502 | 79.7 | 8.2 |
| SM | 34 | 1.02 | 46 | 4.4 | 77 | 38.0 | 22.0 | 6.8 | .7 | 1.2 | 77.5 | 8.6 | 102 | 502 | 78.6 | 8.2 |
| SLM SP | 34 | 1.06 | 44 | 3.9 | 73 | 36.2 | 21.3 | 7.0 | 1.5 | 2.7 | 66.8 | 9.9 | 84 | 654 | 68.2 | 10.3 |
| DEMOPOLIS | DIXIE KING | | | | 80 PERCENT | | | | | | | | | | | |
| M | 34 | 1.06 | 45 | 4.5 | 79 | 39.3 | 21.1 | 6.1 | 1.3 | 2.1 | 76.2 | 8.8 | 101 | 502 | 76.0 | 8.8 |
| M | 34 | 1.05 | 44 | 4.5 | 83 | 41.1 | 21.0 | 5.9 | 1.7 | 2.3 | 75.0 | 8.6 | 99 | 552 | 75.9 | 8.8 |
| M | 34 | 1.05 | 45 | 4.3 | 77 | 38.2 | 20.9 | 6.6 | 1.3 | 1.7 | 76.7 | 8.0 | 101 | 552 | 78.5 | 8.2 |
| FLORENCE | DELTAPINE 15 | | | | 75 PERCENT | | | | | | | | | | | |
| M | 34 | 1.05 | 46 | 4.4 | 72 | 35.6 | 19.4 | 7.2 | .6 | .8 | 77.5 | 8.6 | 103 | 502 | 80.2 | 8.3 |
| M | 35 | 1.09 | 44 | 4.4 | 80 | 39.8 | 21.6 | 7.0 | .9 | 1.6 | 76.2 | 8.4 | 101 | 552 | 78.0 | 8.7 |
| M | 34 | 1.08 | 45 | 3.8 | 72 | 35.6 | 20.8 | 7.5 | 1.1 | 1.7 | 77.8 | 7.8 | 102 | 551 | 79.4 | 7.8 |
| GERALDINE | COKER 100 | | | | 100 PERCENT | | | | | | | | | | | |
| SM | 36 | 1.11 | 46 | 4.5 | 77 | 38.2 | 21.3 | 7.0 | .6 | 1.6 | 76.7 | 8.5 | 102 | 502 | 78.6 | 8.4 |
| SM | 34 | 1.09 | 47 | 4.4 | 74 | 36.8 | 20.0 | 7.7 | .6 | .8 | 77.0 | 9.0 | 102 | 502 | 78.3 | 8.5 |
| SLM | 34 | 1.07 | 45 | 3.8 | 73 | 36.0 | 19.4 | 7.0 | 1.6 | 2.4 | 65.5 | 10.5 | 83 | 655 | 66.3 | 10.6 |
| HALEYVILLE | DIXIE KING | | | | 80 PERCENT | | | | | | | | | | | |
| M | 34 | 1.07 | 47 | 4.2 | 74 | 36.9 | 20.7 | 7.0 | 1.0 | 1.6 | 78.4 | 8.6 | 104 | 452 | 79.4 | 8.6 |
| SM | 34 | 1.07 | 44 | 3.9 | 80 | 39.5 | 21.7 | 6.6 | .8 | 1.8 | 78.0 | 8.5 | 103 | 502 | 79.0 | 8.4 |
| PRATTVILLE | AUBURN 56 | | | | 100 PERCENT | | | | | | | | | | | |
| M | 33 | 1.05 | 46 | 4.0 | 76 | 37.5 | 20.3 | 7.1 | .9 | 1.6 | 76.0 | 9.0 | 101 | 502 | 77.4 | 9.1 |
| M | 33 | 1.03 | 43 | 3.7 | 75 | 37.1 | 20.6 | 7.0 | 1.0 | 2.1 | 76.6 | 8.5 | 102 | 502 | 77.6 | 8.7 |
| M | 33 | 1.03 | 44 | 4.1 | 76 | 37.5 | 20.7 | 6.6 | 1.0 | 2.2 | 77.6 | 8.2 | 102 | 501 | 79.5 | 8.2 |
| RYLAND | EMPIRE | | | | 90 PERCENT | | | | | | | | | | | |
| SM | 34 | 1.07 | 46 | 4.4 | 78 | 38.8 | 20.1 | 6.7 | .9 | 1.2 | 79.3 | 8.4 | 104 | 451 | 81.5 | 8.2 |
| SM | 36 | 1.10 | 46 | 4.4 | 84 | 41.8 | 22.1 | 6.6 | .7 | 1.3 | 77.1 | 8.4 | 102 | 502 | 78.4 | 8.2 |
| M | 35 | 1.11 | 46 | 3.9 | 76 | 37.7 | 21.4 | 6.8 | .8 | 1.2 | 77.9 | 7.8 | 102 | 551 | 78.8 | 8.1 |
| SPRING GARDEN | DIXIE KING | | | | 100 PERCENT | | | | | | | | | | | |
| M | 34 | 1.06 | 48 | 5.0 | 84 | 41.6 | 21.9 | 6.2 | .9 | 1.5 | 76.3 | 8.8 | 101 | 502 | 77.8 | 8.6 |
| M | 34 | 1.05 | 46 | 4.4 | 82 | 40.7 | 21.4 | 5.9 | 1.2 | 1.7 | 76.0 | 8.2 | 100 | 552 | 77.8 | 8.6 |

Table 6a.--Cotton: Carded yarn processing test results for medium staple varieties by state and market area for samples of modal quality, collected at triweekly intervals, crop of 1961--Continued

| State, Production Area, Chronological sampling, and Classification | | Predominant variety, percentage of variety at gin, and carded yarn processing results | | | | | | | | | | | | | | | | | | | | | | | |
|---|---|---|---|---|---|---|---|---|---|---|---|---|---|---|---|---|---|---|---|---|---|---|---|---|---|
| | | Picker & card waste | Neps in card web | Yarn skein strength | | | Yarn elongation | | Yarn appearance | | | Yarn imprfctns. | | Spin. potential | Trash in fabric | Color-22s grey yarn | | | | Color 22s blchd.yarn | | | Color 22s dyed yarn | | |
| | | | | 22s or 26.8tex | 50s or 11.8tex | Average brk.fctr | 22s or 26.8tex | 50s or 11.8tex | 22s or 26.8tex | 50s or 11.8tex | Average | 22s or 26.8tex | 50s or 11.8tex | | | Rflct-ance | Yellow-ness | Com-posite | Rflct-ance | Yellow-ness | Com-posite | Rflct-ance | Blue-ness | Com-posite |
| Grade | Staple | | | | | | | | | | | | | | | | | | | | | | | | |
| | 32d in. | Pct. | No. | Lbs. | Lbs. | No. | Pct. | Pct. | Index | Index | Index | No. | No. | No. | Index | Rd | +b | Index | Rd | +b | Index | Rd | -b | Index |
| ALABAMA | | | | | | | | | | | | | | | | | | | | | | | | | |
| ATHENS | | EMPIRE | | | | | 99 PERCENT | | | | | | | | | | | | | | | | | | |
| SM | 34 | 6.1 | 11 | 115 | 41 | 2290 | 6.5 | 5.1 | 110 | 100 | 105 | 7 | 7 | 60 | 100 | 72.3 | 10.3 | 98 | 81.8 | 2.3 | 100 | 25.6 | 29.8 | 122 |
| SM | 34 | 6.6 | 21 | 120 | 44 | 2420 | 6.6 | 5.4 | 110 | 100 | 105 | 19 | 11 | | 100 | 73.0 | 11.0 | 101 | 82.5 | 2.9 | 100 | 25.4 | 27.2 | 112 |
| M | 34 | 7.0 | 30 | 111 | 40 | 2221 | 7.2 | 5.2 | 110 | 100 | 105 | 16 | 13 | | 110 | 72.8 | 11.0 | 101 | 84.0 | 2.4 | 105 | 26.7 | 26.4 | 106 |
| ATMORE | | COKER 100 | | | | | 85 PERCENT | | | | | | | | | | | | | | | | | | |
| M GR | 34 | 8.5 | 17 | 79 | 25 | 1494 | 5.1 | 3.4 | 120 | 110 | 115 | 18 | 13 | 51 | 80 | 58.4 | 9.8 | 74 | 81.2 | 3.1 | 96 | 26.4 | 26.0 | 105 |
| LM | 33 | 10.1 | 14 | 92 | 32 | 1812 | 5.8 | 4.6 | 110 | 100 | 105 | 25 | 20 | | 80 | 64.0 | 10.4 | 82 | 82.0 | 2.9 | 98 | 27.6 | 27.8 | 110 |
| LM | 33 | 8.3 | 26 | 96 | 32 | 1856 | 6.6 | 4.9 | 100 | 90 | 95 | 36 | 24 | | 80 | 67.4 | 9.1 | 85 | 82.9 | 2.7 | 101 | 28.1 | 25.7 | 100 |
| CENTRE | | AUBURN 56 | | | | | 100 PERCENT | | | | | | | | | | | | | | | | | | |
| SM | 34 | 6.2 | 13 | 115 | 40 | 2265 | 6.4 | 5.0 | 120 | 100 | 110 | 9 | 8 | 53 | 100 | 73.2 | 10.4 | 100 | 82.4 | 2.4 | 101 | 27.2 | 27.4 | 109 |
| SM | 34 | 6.4 | 21 | 109 | 36 | 2099 | 6.8 | 5.4 | 120 | 100 | 110 | 12 | 8 | | 120 | 72.0 | 11.4 | 101 | 83.0 | 2.7 | 102 | 27.5 | 26.7 | 106 |
| SLM SP | 34 | 9.9 | 24 | 103 | 34 | 1983 | 6.3 | 4.7 | 100 | 90 | 95 | 25 | 19 | | 90 | 60.0 | 12.6 | 80 | 82.2 | 2.7 | 100 | 27.2 | 24.9 | 99 |
| DEMOPOLIS | | DIXIE KING | | | | | 80 PERCENT | | | | | | | | | | | | | | | | | | |
| M | 34 | 7.3 | 9 | 108 | 36 | 2088 | 6.2 | 4.6 | 120 | 110 | 115 | 12 | 9 | 57 | 90 | 70.4 | 11.4 | 98 | 82.8 | 1.9 | 104 | 26.2 | 26.4 | 107 |
| M | 34 | 7.1 | 13 | 106 | 36 | 2066 | 5.8 | 4.6 | 110 | 100 | 105 | 16 | 12 | | 100 | 71.2 | 11.2 | 99 | 81.9 | 2.9 | 98 | 26.7 | 27.1 | 109 |
| M | 34 | 6.4 | 18 | 109 | 39 | 2174 | 6.6 | 5.0 | 120 | 100 | 110 | 18 | 14 | | 90 | 72.2 | 11.0 | 100 | 83.6 | 2.6 | 103 | 28.3 | 25.9 | 101 |
| FLORENCE | | DELTAPINE 15 | | | | | 75 PERCENT | | | | | | | | | | | | | | | | | | |
| M | 34 | 7.0 | 11 | 109 | 39 | 2174 | 6.6 | 5.2 | 120 | 100 | 110 | 12 | 8 | 67 | 90 | 72.8 | 11.0 | 101 | 81.6 | 2.5 | 99 | 26.0 | 29.4 | 120 |
| M | 35 | 5.3 | 12 | 117 | 43 | 2362 | 6.6 | 5.2 | 110 | 110 | 110 | 16 | 14 | | 90 | 72.0 | 10.4 | 98 | 81.9 | 3.2 | 97 | 27.0 | 26.3 | 105 |
| M | 34 | 6.8 | 21 | 113 | 41 | 2268 | 7.1 | 5.9 | 120 | 100 | 110 | 22 | 17 | | 100 | 73.8 | 10.8 | 102 | 83.8 | 2.4 | 105 | 26.5 | 25.8 | 104 |
| GERALDINE | | COKER 100 | | | | | 100 PERCENT | | | | | | | | | | | | | | | | | | |
| SM | 36 | 7.3 | 12 | 117 | 42 | 2337 | 6.8 | 5.3 | 110 | 100 | 105 | 13 | 8 | 69 | 110 | 72.6 | 11.0 | 100 | 83.8 | 2.7 | 103 | 26.1 | 27.4 | 111 |
| SM | 34 | 6.2 | 16 | 110 | 40 | 2210 | 7.0 | 5.4 | 120 | 110 | 115 | 9 | 8 | | 110 | 72.0 | 11.5 | 101 | 83.3 | 1.8 | 106 | 26.7 | 26.7 | 107 |
| SLM | 34 | 8.9 | 23 | 104 | 35 | 2019 | 7.0 | 5.4 | 100 | 90 | 95 | 28 | 20 | | 80 | 58.0 | 12.6 | 77 | 82.8 | 2.7 | 101 | 26.4 | 25.7 | 104 |
| HALEYVILLE | | DIXIE KING | | | | | 80 PERCENT | | | | | | | | | | | | | | | | | | |
| M | 34 | 7.1 | 12 | 121 | 43 | 2406 | 6.7 | 5.4 | 120 | 100 | 110 | 7 | 7 | 59 | 100 | 74.0 | 11.0 | 103 | 82.6 | 2.5 | 101 | 25.8 | 27.6 | 113 |
| SM | 34 | 7.2 | 17 | 114 | 41 | 2279 | 6.7 | 5.1 | 120 | 110 | 115 | 9 | 8 | | 110 | 73.3 | 10.7 | 101 | 82.7 | 2.5 | 102 | 25.3 | 26.9 | 111 |
| PRATTVILLE | | AUBURN 56 | | | | | 100 PERCENT | | | | | | | | | | | | | | | | | | |
| M | 33 | 7.8 | 15 | 103 | 35 | 2008 | 6.5 | 4.8 | 110 | 110 | 110 | 15 | 10 | 51 | 80 | 71.0 | 11.8 | 100 | 83.8 | 3.0 | 102 | 26.2 | 25.4 | 103 |
| M | 33 | 7.5 | 34 | 107 | 36 | 2077 | 6.2 | 4.8 | 100 | 90 | 95 | 14 | 16 | | 90 | 71.6 | 11.4 | 100 | 82.6 | 2.2 | 103 | 27.0 | 28.4 | 114 |
| M | 33 | 6.7 | 24 | 103 | 33 | 1958 | 6.5 | 5.0 | 110 | 90 | 100 | 22 | 18 | | 100 | 73.2 | 10.6 | 100 | 83.4 | 2.2 | 105 | 27.4 | 26.3 | 104 |
| RYLAND | | EMPIRE | | | | | 90 PERCENT | | | | | | | | | | | | | | | | | | |
| SM | 34 | 6.4 | 11 | 118 | 42 | 2348 | 6.7 | 5.1 | 120 | 110 | 115 | 11 | 8 | 69 | 90 | 73.1 | 10.9 | 101 | 82.6 | 2.2 | 103 | 26.1 | 28.3 | 115 |
| SM | 36 | 5.6 | 10 | 122 | 45 | 2467 | 6.6 | 5.4 | 120 | 110 | 115 | 12 | 10 | | 100 | 72.3 | 11.2 | 101 | 82.3 | 3.1 | 98 | 27.1 | 26.9 | 107 |
| M | 35 | 7.2 | 28 | 121 | 45 | 2456 | 7.3 | 5.4 | 110 | 110 | 110 | 13 | 12 | | 100 | 72.2 | 10.1 | 97 | 82.9 | 2.8 | 101 | 26.6 | 26.4 | 106 |
| SPRING GARDEN | | DIXIE KING | | | | | 100 PERCENT | | | | | | | | | | | | | | | | | | |
| M | 34 | 6.3 | 10 | 117 | 40 | 2287 | 5.8 | 4.4 | 120 | 110 | 115 | 9 | 7 | 61 | 90 | 71.2 | 11.6 | 100 | 81.6 | 2.3 | 100 | 26.8 | 28.8 | 116 |
| M | 34 | 6.4 | 14 | 111 | 40 | 2221 | 6.5 | 5.2 | 120 | 110 | 115 | 16 | 11 | | 110 | 73.0 | 11.1 | 102 | 83.0 | 2.4 | 103 | 26.9 | 26.7 | 107 |

Table 6.--Cotton: Fiber test results for medium staple varieties by state and market area for samples of modal quality, collected at triweekly intervals, crop of 1961--Continued

| State, Production Area, Chronological sampling and Classification | | Predominant variety, percentage of variety at gin, and fiber test results | | | | | | | | | | | | | |
|---|---|---|---|---|---|---|---|---|---|---|---|---|---|---|---|
| | | Digital Fibrograph | | Micro-naire | Fiber strength | | Elon-gation 1/8" | Shirley Analyzer | | Color of raw stock | | | | Color of cleaned lint | |
| | | | | | Zero gauge | 1/8" gauge | | Visible waste | Total waste | Reflect-ance | Yellow-ness | Composite | | Reflect-ance | Yellow-ness |
| Grade | Staple | 2.5% span length | 50/2.5 unif. | | | | | | | | | | | | |
| | 32d in. | In. | Pct. | Rdg. | Mpsi | G/tex | G/tex | Pct. | Pct. | Pct. | Rg | +b | Index | Code | Rg | +b |
| ALABAMA----CONTINUED | | | | | | | | | | | | | | | |
| TROY | AUBURN 56 | | | | 70 PERCENT | | | | | | | | | | |
| M LT SP | 34 | 1.03 | 46 | 4.4 | 73 | 36.1 | 18.3 | 6.3 | 1.5 | 2.2 | 71.0 | 9.6 | 93 | 603 | 72.6 | 9.0 |
| M | 33 | .99 | 44 | 4.4 | 75 | 36.9 | 18.8 | 7.0 | .9 | 1.6 | 76.1 | 8.5 | 101 | 552 | 76.1 | 8.9 |
| M LT SP | 33 | 1.01 | 44 | 4.4 | 72 | 35.4 | 19.1 | 6.8 | 1.2 | 2.6 | 73.4 | 8.6 | 97 | 602 | 75.4 | 8.6 |
| WETUMPKA | COKER 100 | | | | 95 PERCENT | | | | | | | | | | | |
| M | 34 | 1.07 | 46 | 4.8 | 81 | 39.9 | 21.4 | 6.7 | 1.2 | 1.5 | 76.2 | 8.8 | 101 | 502 | 77.3 | 9.0 |
| M | 34 | 1.06 | 45 | 4.6 | 79 | 39.0 | 20.0 | 6.7 | 1.0 | 1.3 | 76.3 | 8.4 | 101 | 552 | 77.7 | 8.6 |
| M | 34 | 1.03 | 45 | 4.6 | 80 | 39.4 | 20.6 | 6.8 | 1.1 | 2.1 | 76.3 | 8.6 | 101 | 552 | 77.5 | 8.2 |
| ARIZONA | | | | | | | | | | | | | | | | |
| BUCKEYE | DELTAPINE SMOOTHLEAF | | | | 100 PERCENT | | | | | | | | | | | |
| M | 34 | 1.07 | 44 | 5.1 | 82 | 40.6 | 23.2 | 5.4 | 1.3 | 2.6 | 77.3 | 8.4 | 102 | 502 | 80.0 | 8.3 |
| M | 34 | 1.04 | 42 | 5.2 | 83 | 41.1 | 23.6 | 5.4 | 1.3 | 2.9 | 77.5 | 8.2 | 102 | 501 | 80.1 | 8.1 |
| SM | 34 | 1.06 | 42 | 4.6 | 83 | 41.1 | 23.5 | 5.5 | 1.1 | 2.8 | 78.2 | 8.0 | 102 | 501 | 81.5 | 8.0 |
| M | 34 | 1.05 | 43 | 4.0 | 81 | 40.1 | 23.0 | 5.8 | 1.2 | 2.5 | 76.9 | 8.2 | 101 | 552 | 80.2 | 9.1 |
| ELOY | DELTAPINE SMOOTHLEAF | | | | 97 PERCENT | | | | | | | | | | | |
| SM | 34 | 1.07 | 44 | 4.9 | 84 | 41.6 | 22.0 | 5.6 | .8 | 1.8 | 79.2 | 8.5 | 104 | 451 | 80.5 | 8.5 |
| SM | 34 | 1.06 | 40 | 4.4 | 81 | 40.1 | 22.3 | 6.9 | .8 | 2.0 | 80.0 | 8.2 | 105 | 451 | 81.5 | 8.4 |
| M | 34 | 1.10 | 43 | 4.6 | 78 | 38.6 | 22.4 | 6.3 | 1.1 | 2.7 | 78.0 | 8.4 | 102 | 502 | 80.1 | 8.6 |
| M | 34 | 1.02 | 41 | 3.7 | 78 | 38.6 | 22.3 | 5.9 | 1.3 | 3.1 | 77.2 | 8.0 | 101 | 551 | 80.2 | 8.2 |
| GILA BEND | DELTAPINE SMOOTHLEAF | | | | 100 PERCENT | | | | | | | | | | | |
| SM | 34 | 1.04 | 41 | 5.3 | 84 | 41.6 | 22.8 | 6.1 | .8 | 2.1 | 79.0 | 8.4 | 104 | 451 | 81.1 | 8.3 |
| M LT SP | 34 | 1.08 | 45 | 5.2 | 85 | 42.1 | 22.6 | 5.0 | 1.2 | 2.2 | 75.7 | 9.1 | 100 | 502 | 78.6 | 8.8 |
| M | 34 | 1.05 | 43 | 5.1 | 82 | 40.6 | 22.9 | 5.4 | 1.2 | 2.6 | 78.0 | 8.2 | 102 | 501 | 81.3 | 8.2 |
| MARANA | ACALA 4-42 | | | | 72 PERCENT | | | | | | | | | | | |
| M | 34 | 1.08 | 45 | 4.1 | 87 | 43.1 | 24.8 | 6.2 | 1.9 | 3.3 | 77.0 | 8.5 | 101 | 502 | 78.8 | 8.8 |
| M | 34 | 1.08 | 47 | 4.6 | 88 | 43.6 | 24.5 | 5.4 | 1.2 | 3.1 | 77.2 | 8.5 | 102 | 502 | 79.4 | 8.4 |
| M | 34 | 1.08 | 45 | 4.1 | 87 | 43.1 | 25.2 | 5.7 | 1.7 | 3.4 | 78.4 | 7.6 | 102 | 551 | 81.0 | 7.6 |
| SLM | 34 | 1.04 | 45 | 4.0 | 87 | 43.1 | 24.7 | 5.4 | 1.9 | 3.1 | 73.7 | 7.2 | 96 | 651 | 77.5 | 7.8 |
| MARICOPA | DELTAPINE SMOOTHLEAF | | | | 100 PERCENT | | | | | | | | | | | |
| M | 34 | 1.06 | 42 | 5.0 | 79 | 39.1 | 22.8 | 6.4 | 1.2 | 2.4 | 78.6 | 8.1 | 103 | 501 | 79.6 | 8.4 |
| SM LT SP | 34 | 1.07 | 43 | 4.9 | 79 | 39.1 | 21.7 | 5.4 | 1.3 | 3.2 | 75.2 | 9.7 | 100 | 503 | 78.9 | 9.2 |
| M | 34 | 1.10 | 44 | 4.9 | 77 | 38.1 | 23.4 | 6.5 | 1.8 | 3.2 | 79.9 | 7.7 | 104 | 501 | 82.0 | 7.7 |
| PEORIA | DELTAPINE SMOOTHLEAF | | | | 100 PERCENT | | | | | | | | | | | |
| SM | 34 | 1.08 | 44 | 5.2 | 86 | 42.6 | 23.2 | 5.8 | .8 | 1.7 | 79.8 | 8.2 | 105 | 451 | 80.6 | 8.5 |
| M | 34 | 1.06 | 44 | 5.0 | 81 | 40.1 | 22.6 | 6.4 | .8 | 1.8 | 78.0 | 8.0 | 102 | 501 | 81.5 | 8.0 |
| M LT SP | 34 | 1.08 | 43 | 4.8 | 81 | 40.1 | 23.2 | 6.2 | 1.6 | 3.5 | 76.2 | 9.2 | 101 | 502 | 79.1 | 9.1 |
| LM | 33 | 1.01 | 42 | 4.2 | 81 | 40.1 | 22.3 | 5.6 | 2.8 | 4.9 | 73.2 | 8.0 | 95 | 602 | 78.8 | 8.1 |
| QUEEN CREEK | MIXED-MAINLY DPL SMOOTHLEAF | | | | | | | | | | | | | | | |
| M LT SP | 34 | 1.06 | 43 | 5.0 | 78 | 38.6 | 22.7 | 6.9 | 1.5 | 2.4 | 75.6 | 9.1 | 100 | 502 | 79.0 | 8.7 |
| M | 34 | 1.07 | 43 | 4.7 | 84 | 41.6 | 23.1 | 6.5 | 1.3 | 2.6 | 77.1 | 8.8 | 102 | 502 | 80.0 | 8.6 |
| M | 35 | 1.10 | 44 | 4.8 | 78 | 38.6 | 22.8 | 6.3 | 1.6 | 3.2 | 78.4 | 8.6 | 103 | 452 | 80.8 | 8.3 |
| M | 34 | 1.08 | 45 | 3.8 | 86 | 42.6 | 25.5 | 5.0 | 1.5 | 2.9 | 77.0 | 8.0 | 101 | 551 | 80.0 | 8.2 |

Table 6a.--Cotton: Carded yarn processing test results for medium staple varieties by state and market area for samples of modal quality, collected at triweekly intervals, crop of 1961--Continued

| State, Production Area, Chronological sampling, and Classification | | Predominant variety, percentage of variety at gin, and carded yarn processing results | | | | | | | | | | | | | | | | | | | | | | |
|---|---|---|---|---|---|---|---|---|---|---|---|---|---|---|---|---|---|---|---|---|---|---|---|---|
| | | Picker & card waste | Neps in card web | Yarn skein strength | | | Yarn elongation | | Yarn appearance | | | Yarn imprfctns. | | Spin. potential | Trash in fabric | Color-22s grey yarn | | | Color 22s blchd.yarn | | | Color 22s dyed yarn | | |
| | | | | 22s or 26.8tex | 50s or 11.8tex | Average brk.fctr | 22s or 26.8tex | 50s or 11.8tex | 22s or 26.8tex | 50s or 11.8tex | Average | 22s or 26.8tex | 50s or 11.8tex | | | Rflctance | Yellowness | Composite | Rflctance | Yellowness | Composite | Rflctance | Blueness | Composite |
| Grade | Staple | | | | | | | | | | | | | | | | | | | | | | | |
| | 32d in. | Pct. | No. | Lbs. | Lbs. | No. | Pct. | Pct. | Index | Index | Index | No. | No. | No. | Index | Rd | +b | Index | Rd | +b | Index | Rd | -b | Index |
| ALABAMA----CONTINUED | | | | | | | | | | | | | | | | | | | | | | | | |
| TROY | | AUBURN 56 | | | | | 70 PERCENT | | | | | | | | | | | | | | | | | |
| M LT SP | 34 | 8.4 | 18 | 85 | 27 | 1610 | 5.2 | 3.9 | 120 | 110 | 115 | 18 | 13 | | 80 | 65.5 | 11.2 | 87 | 82.5 | 2.8 | 100 | 27.8 | 25.5 | 100 |
| M | 33 | 8.1 | 11 | 100 | 31 | 1875 | 5.8 | 4.4 | 120 | 110 | 115 | 10 | 9 | 47 | 100 | 71.2 | 11.2 | 99 | 83.4 | 2.3 | 104 | 27.7 | 27.2 | 107 |
| M LT SP | 33 | 7.8 | 10 | 83 | 25 | 1538 | 6.0 | 4.0 | 110 | 90 | 100 | 22 | 17 | | 90 | 70.0 | 11.0 | 96 | 83.7 | 2.7 | 103 | 28.5 | 25.7 | 99 |
| WETUMPKA | | COKER 100 | | | | | 95 PERCENT | | | | | | | | | | | | | | | | | |
| M | 34 | 7.3 | 4 | 108 | 37 | 2113 | 5.9 | 4.5 | 120 | 120 | 120 | 10 | 6 | | 90 | 70.4 | 11.8 | 99 | 80.8 | 2.6 | 97 | 26.2 | 26.0 | 106 |
| M | 34 | 6.4 | 10 | 111 | 37 | 2146 | 5.8 | 4.8 | 120 | 110 | 115 | 9 | 8 | 51 | 90 | 71.7 | 11.2 | 100 | 82.0 | 2.3 | 101 | 28.0 | 27.8 | 110 |
| M | 34 | 7.3 | 16 | 103 | 35 | 2008 | 6.6 | 4.8 | 120 | 100 | 110 | 18 | 14 | | 100 | 71.8 | 11.6 | 101 | 82.6 | 2.3 | 102 | 27.7 | 26.9 | 106 |
| ARIZONA | | | | | | | | | | | | | | | | | | | | | | | | |
| BUCKEYE | | DELTAPINE SMOOTHLEAF | | | | | 100 PERCENT | | | | | | | | | | | | | | | | | |
| M | 34 | 6.4 | 9 | 102 | 37 | 2047 | 5.6 | 4.1 | 110 | 100 | 105 | 29 | 19 | | 80 | 73.6 | 10.6 | 101 | 82.5 | 2.4 | 102 | 26.7 | 27.0 | 108 |
| M | 34 | 7.5 | 12 | 101 | 36 | 2011 | 5.6 | 4.2 | 110 | 100 | 105 | 30 | 20 | 52 | 80 | 75.1 | 9.6 | 100 | 81.6 | 3.2 | 96 | 27.4 | 26.5 | 105 |
| SM | 34 | 5.6 | 24 | 105 | 40 | 2155 | 5.7 | 4.4 | 100 | 90 | 95 | 32 | 19 | | 80 | 73.6 | 10.4 | 100 | 81.3 | 2.4 | 99 | 26.0 | 27.5 | 112 |
| M | 34 | 6.8 | 21 | 108 | 41 | 2213 | 6.4 | 5.0 | 110 | 90 | 100 | 29 | 18 | | 90 | 72.0 | 11.4 | 101 | 82.4 | 3.2 | 98 | 27.3 | 26.4 | 105 |
| ELOY | | DELTAPINE SMOOTHLEAF | | | | | 97 PERCENT | | | | | | | | | | | | | | | | | |
| SM | 34 | 5.7 | 20 | 106 | 38 | 2116 | 6.3 | 4.9 | 120 | 100 | 110 | 16 | 11 | | 90 | 74.9 | 11.0 | 104 | 82.1 | 2.6 | 100 | 26.8 | 26.4 | 106 |
| SM | 34 | 6.3 | 22 | 107 | 39 | 2152 | 6.5 | 5.3 | 110 | 100 | 105 | 22 | 15 | 60 | 100 | 75.5 | 10.3 | 103 | 82.4 | 3.0 | 99 | 26.1 | 28.9 | 117 |
| M | 34 | 7.4 | 22 | 103 | 38 | 2083 | 5.9 | 4.7 | 110 | 90 | 100 | 25 | 17 | | 100 | 72.4 | 11.9 | 104 | 82.9 | 2.6 | 102 | 27.6 | 26.5 | 105 |
| M | 34 | 7.8 | 39 | 101 | 37 | 2036 | 5.9 | 4.7 | 100 | 90 | 95 | 35 | 29 | | 80 | 73.4 | 11.2 | 103 | 82.8 | 2.6 | 102 | 27.8 | 26.3 | 103 |
| GILA BEND | | DELTAPINE SMOOTHLEAF | | | | | 100 PERCENT | | | | | | | | | | | | | | | | | |
| SM | 34 | 6.9 | 8 | 104 | 35 | 2019 | 5.9 | 4.4 | 120 | 100 | 110 | 14 | 9 | | 100 | 74.8 | 10.9 | 104 | 82.1 | 2.2 | 102 | 26.5 | 27.7 | 112 |
| M LT SP | 34 | 6.2 | 9 | 103 | 37 | 2058 | 5.4 | 4.2 | 120 | 110 | 115 | 12 | 9 | 59 | 100 | 71.6 | 11.4 | 100 | 81.9 | 2.9 | 98 | 27.1 | 26.6 | 106 |
| M | 34 | 7.0 | 9 | 101 | 36 | 2011 | 5.5 | 4.1 | 120 | 100 | 110 | 19 | 16 | | 90 | 74.4 | 10.2 | 101 | 81.9 | 2.6 | 100 | 27.4 | 26.2 | 103 |
| MARANA | | ACALA 4-42 | | | | | 72 PERCENT | | | | | | | | | | | | | | | | | |
| M | 34 | 8.0 | 19 | 123 | 48 | 2553 | 6.5 | 5.2 | 110 | 100 | 105 | 38 | 26 | | 70 | 72.4 | 11.3 | 101 | 83.6 | 3.2 | 101 | 26.5 | 27.0 | 109 |
| M | 34 | 6.9 | 15 | 117 | 46 | 2437 | 6.0 | 4.8 | 100 | 90 | 95 | 32 | 19 | 68 | 80 | 72.2 | 10.8 | 99 | 83.1 | 2.7 | 102 | 27.7 | 25.6 | 101 |
| M | 34 | 7.9 | 24 | 121 | 47 | 2506 | 6.1 | 5.0 | 100 | 80 | 90 | 36 | 24 | | 80 | 72.4 | 10.4 | 98 | 81.4 | 3.1 | 97 | 28.0 | 25.7 | 101 |
| SLM | 34 | 7.8 | 27 | 114 | 45 | 2379 | 6.2 | 5.0 | 100 | 90 | 95 | 38 | 28 | | 80 | 69.8 | 9.2 | 90 | 81.8 | 2.8 | 98 | 30.2 | 24.7 | 92 |
| MARICOPA | | DELTAPINE SMOOTHLEAF | | | | | 100 PERCENT | | | | | | | | | | | | | | | | | |
| M | 34 | 6.4 | 9 | 100 | 36 | 2000 | 5.9 | 4.6 | 110 | 100 | 105 | 24 | 16 | | 80 | 74.8 | 9.6 | 100 | 83.4 | 2.6 | 103 | 26.3 | 27.8 | 112 |
| SM LT SP | 34 | 7.6 | 14 | 101 | 36 | 2011 | 5.9 | 4.8 | 110 | 100 | 105 | 19 | 14 | 55 | 90 | 70.9 | 12.6 | 103 | 83.1 | 2.8 | 102 | 27.2 | 27.3 | 109 |
| M | 34 | 7.0 | 16 | 111 | 42 | 2271 | 6.1 | 4.9 | 100 | 90 | 95 | 24 | 14 | | 80 | 76.0 | 9.5 | 102 | 83.1 | 2.3 | 104 | 26.0 | 27.4 | 111 |
| PEORIA | | DELTAPINE SMOOTHLEAF | | | | | 100 PERCENT | | | | | | | | | | | | | | | | | |
| SM | 34 | 6.5 | 10 | 108 | 40 | 2188 | 6.0 | 4.7 | 120 | 110 | 115 | 18 | 12 | | 80 | 74.0 | 10.3 | 101 | 82.0 | 2.7 | 99 | 26.2 | 27.1 | 110 |
| M | 34 | 6.3 | 16 | 102 | 37 | 2047 | 5.9 | 4.6 | 120 | 110 | 115 | 19 | 14 | 55 | 90 | 74.2 | 10.4 | 101 | 81.4 | 1.8 | 102 | 26.7 | 26.8 | 108 |
| M LT SP | 34 | 7.3 | 15 | 108 | 40 | 2188 | 6.1 | 4.8 | 110 | 100 | 105 | 20 | 13 | | 90 | 71.7 | 12.0 | 102 | 83.1 | 2.0 | 105 | 26.4 | 28.0 | 113 |
| LM | 33 | 9.9 | 43 | 95 | 33 | 1870 | 5.2 | 3.9 | 90 | 80 | 85 | 95 | 67 | | 60 | 71.5 | 10.8 | 98 | 82.6 | 2.8 | 100 | 29.1 | 24.9 | 95 |
| QUEEN CREEK | | MIXED-MAINLY DPL SMOOTHLEAF | | | | | | | | | | | | | | | | | | | | | | |
| M LT SP | 34 | 7.2 | 19 | 106 | 39 | 2141 | 6.2 | 4.6 | 120 | 100 | 110 | 20 | 13 | | 90 | 72.2 | 11.4 | 101 | 81.6 | 2.3 | 100 | 25.5 | 28.2 | 115 |
| M | 34 | 7.9 | 16 | 110 | 42 | 2260 | 6.4 | 5.0 | 110 | 100 | 105 | 25 | 18 | 63 | 90 | 73.7 | 11.1 | 102 | 81.7 | 2.5 | 99 | 26.9 | 27.3 | 109 |
| M | 35 | 7.1 | 15 | 104 | 39 | 2119 | 5.9 | 4.8 | 120 | 100 | 110 | 22 | 14 | | 100 | 73.3 | 11.0 | 102 | 82.4 | 3.1 | 99 | 26.8 | 26.3 | 105 |
| M | 34 | 7.6 | 26 | 121 | 47 | 2506 | 6.2 | 5.1 | 100 | 90 | 95 | 26 | 19 | | 80 | 71.6 | 10.5 | 97 | 81.1 | 2.7 | 97 | 27.4 | 26.0 | 103 |

Table 6.--Cotton: Fiber test results for medium staple varieties by state and market area for samples of modal quality, collected at triweekly intervals, crop of 1961--Continued

| State, Production Area, Chronological sampling and Classification | | Predominant variety, percentage of variety at gin, and fiber test results | | | | | | | | | | | | | |
|---|---|---|---|---|---|---|---|---|---|---|---|---|---|---|---|
| | | Digital Fibrograph | | Micronaire | Fiber strength | | | Elongation 1/8" | Shirley Analyzer | | Color of raw stock | | | | Color of cleaned lint |
| | | | | | Zero gauge | | 1/8" gauge | | Visible waste | Total waste | Reflectance | Yellowness | Composite | | Reflectance | Yellowness |
| Grade | Staple | 2.5% span length | 50/2.5 unif. | | | | | | | | | | | | | |
| | 32d in. | In. | Pct. | Rdg. | Mpsi | G/tex | G/tex | Pct. | Pct. | Pct. | Rd | +b | Index | Code | Rd | +b |
| ARIZONA----CONTINUED | | | | | | | | | | | | | | | | |
| SOMERTON | DELTAPINE SMOOTHLEAF | | | | 95 PERCENT | | | | | | | | | | | |
| M | 34 | 1.07 | 44 | 4.6 | 86 | 42.6 | 22.0 | 5.8 | 1.7 | 3.0 | 76.5 | 9.1 | 101 | 502 | 79.4 | 9.1 |
| M | 35 | 1.12 | 44 | 4.6 | 84 | 41.6 | 23.5 | 5.4 | 1.5 | 2.2 | 78.2 | 8.7 | 103 | 452 | 81.5 | 8.6 |
| SLM | 34 | 1.08 | 43 | 4.6 | 81 | 40.1 | 23.1 | 5.9 | 1.8 | 3.1 | 74.0 | 8.9 | 97 | 552 | 77.4 | 8.7 |
| M | 34 | 1.06 | 44 | 4.8 | 85 | 42.1 | 22.1 | 4.9 | 1.4 | 2.8 | 76.6 | 8.0 | 100 | 551 | 80.2 | 8.6 |
| SLM | 34 | 1.07 | 42 | 4.2 | 82 | 40.6 | 23.1 | 5.0 | 1.8 | 3.7 | 73.8 | 8.0 | 96 | 602 | 76.0 | 8.4 |
| SLM | 33 | 1.08 | 41 | 3.2 | 84 | 41.6 | 22.4 | 5.8 | 1.8 | 3.3 | 74.5 | 7.8 | 97 | 602 | 77.3 | 7.8 |
| STANFIELD | DELTAPINE SMOOTHLEAF | | | | 100 PERCENT | | | | | | | | | | | |
| SM | 34 | 1.06 | 42 | 5.2 | 83 | 41.1 | 25.1 | 6.2 | .6 | 1.6 | 80.0 | 8.2 | 105 | 451 | 81.2 | 7.8 |
| M | 33 | 1.02 | 41 | 4.9 | 81 | 40.1 | 23.1 | 5.7 | 1.0 | 1.8 | 78.6 | 8.3 | 103 | 501 | 80.0 | 8.1 |
| M | 34 | 1.07 | 43 | 4.8 | 83 | 41.1 | 24.2 | 6.0 | 1.0 | 2.6 | 78.1 | 8.4 | 103 | 501 | 81.0 | 8.4 |
| ARKANSAS | | | | | | | | | | | | | | | | |
| HELENA | DELTAPINE 15 | | | | 75 PERCENT | | | | | | | | | | | |
| SLM | 34 | 1.04 | 42 | 4.2 | 82 | 40.6 | 23.3 | 6.6 | 1.9 | 3.0 | 75.2 | 8.1 | 99 | 602 | 77.5 | 8.2 |
| SLM | 34 | 1.06 | 45 | 4.2 | 80 | 39.6 | 22.1 | 5.8 | 1.8 | 3.8 | 74.4 | 7.9 | 97 | 602 | 76.4 | 8.3 |
| LM | 34 | 1.06 | 44 | 4.2 | 79 | 39.1 | 21.5 | 4.9 | 1.8 | 3.4 | 64.7 | 7.6 | 80 | 752 | 69.2 | 7.8 |
| HELENA | DELTAPINE SMOOTHLEAF | | | | 100 PERCENT | | | | | | | | | | | |
| M | 35 | 1.12 | 43 | 4.9 | 80 | 39.6 | 23.5 | 6.4 | 1.2 | 2.2 | 76.2 | 8.3 | 100 | 552 | 79.8 | 8.3 |
| M | 34 | 1.08 | 43 | 4.6 | 80 | 39.6 | 23.7 | 7.2 | 1.2 | 2.7 | 77.0 | 8.1 | 101 | 551 | 80.0 | 8.3 |
| M | 35 | 1.08 | 45 | 4.4 | 76 | 37.6 | 23.1 | 7.0 | 1.3 | 2.7 | 78.1 | 7.9 | 102 | 501 | 81.0 | 7.7 |
| HUGHES | DELTAPINE SMOOTHLEAF | | | | 100 PERCENT | | | | | | | | | | | |
| SM | 34 | 1.08 | 44 | 5.1 | 78 | 38.6 | 23.0 | 7.2 | .6 | 1.6 | 79.4 | 8.5 | 104 | 451 | 80.4 | 8.3 |
| M | 34 | 1.08 | 42 | 4.2 | 80 | 39.6 | 22.9 | 8.4 | .9 | 2.6 | 78.5 | 7.6 | 102 | 551 | 81.5 | 7.7 |
| LM LT SP | 34 | 1.07 | 43 | 4.0 | 76 | 37.6 | 22.1 | 6.9 | 1.6 | 2.8 | 61.8 | 9.5 | 77 | 754 | 64.0 | 10.3 |
| HUGHES | DIXIE KING | | | | 100 PERCENT | | | | | | | | | | | |
| M | 35 | 1.07 | 44 | 4.8 | 85 | 42.1 | 21.4 | 4.8 | 1.2 | 2.0 | 78.0 | 8.6 | 103 | 502 | 80.9 | 8.3 |
| M | 35 | 1.09 | 44 | 4.6 | 88 | 43.6 | 23.4 | 4.4 | 1.6 | 2.9 | 78.2 | 7.9 | 102 | 501 | 79.0 | 8.1 |
| LM SP | 34 | 1.04 | 42 | 3.6 | 80 | 39.6 | 20.3 | 4.4 | 3.9 | 6.4 | 61.8 | 10.1 | 77 | 755 | 66.0 | 10.7 |
| LEACHVILLE | DELFOS 9169 | | | | 100 PERCENT | | | | | | | | | | | |
| M | 35 | 1.12 | 40 | 3.8 | 76 | 37.6 | 21.2 | 5.6 | 1.4 | 1.9 | 77.1 | 8.4 | 101 | 502 | 78.9 | 8.4 |
| M | 35 | 1.12 | 39 | 3.8 | 80 | 39.6 | 23.5 | 6.2 | 1.2 | 2.4 | 78.0 | 8.3 | 102 | 501 | 80.0 | 8.1 |
| M | 35 | 1.11 | 40 | 3.1 | 80 | 39.6 | 23.0 | 5.5 | 1.1 | 3.2 | 79.3 | 7.7 | 103 | 501 | 80.5 | 7.8 |
| LEACHVILLE | DELTAPINE SMOOTHLEAF | | | | 100 PERCENT | | | | | | | | | | | |
| SM | 35 | 1.08 | 46 | 4.6 | 80 | 39.6 | 23.6 | 7.0 | .6 | 1.4 | 79.3 | 8.4 | 104 | 451 | 81.0 | 8.3 |
| M | 35 | 1.07 | 41 | 3.9 | 81 | 40.1 | 23.7 | 8.1 | .8 | 1.6 | 79.4 | 8.0 | 104 | 501 | 81.7 | 7.8 |
| M | 34 | 1.07 | 42 | 3.8 | 82 | 40.6 | 23.6 | 6.6 | .7 | 2.5 | 79.9 | 7.8 | 104 | 501 | 81.3 | 7.6 |
| LEACHVILLE | STONEVILLE 7 | | | | 100 PERCENT | | | | | | | | | | | |
| SM | 36 | 1.09 | 44 | 4.7 | 83 | 41.1 | 22.1 | 5.1 | 1.2 | 2.0 | 80.0 | 8.3 | 105 | 451 | 81.0 | 8.2 |
| M | 35 | 1.10 | 43 | 4.5 | 86 | 42.6 | 22.5 | 5.5 | 1.4 | 2.3 | 78.7 | 8.2 | 103 | 501 | 81.5 | 8.2 |
| M | 36 | 1.12 | 44 | 4.0 | 83 | 41.1 | 22.5 | 5.4 | 1.6 | 3.4 | 79.3 | 7.8 | 104 | 501 | 81.5 | 8.1 |

Table 6a.--Cotton: Carded yarn processing test results for medium staple varieties by state and market area for samples of modal quality, collected at triweekly intervals, crop of 1961--Continued

| State, Production Area, Chronological sampling, and Classification | | Predominant variety, percentage of variety at gin, and carded yarn processing results | | | | | | | | | | | | | | | | | | | | | | |
|---|---|---|---|---|---|---|---|---|---|---|---|---|---|---|---|---|---|---|---|---|---|---|---|---|
| | | Picker & card waste | Neps in card web | Yarn skein strength | | | Yarn elongation | | Yarn appearance | | | Yarn imprfctns. | | Spin. potential | Trash in fabric | Color-22s grey yarn | | | Color 22s blchd.yarn | | | Color 22s dyed yarn | | |
| Grade | Staple | | | 22s or 26.8tex | 50s or 11.8tex | Average brk.fctr | 22s or 26.8tex | 50s or 11.8tex | 22s or 26.8tex | 50s or 11.8tex | Average | 22s or 26.8tex | 50s or 11.8tex | | | Rflct-ance | Yellow-ness | Com-posite | Rflct-ance | Yellow-ness | Com-posite | Rflct-ance | Blue-ness | Com-posite |
| | 32d in. | Pct. | No. | Lbs. | Lbs. | No. | Pct. | Pct. | Index | Index | Index | No. | No. | No. | Index | Rd | +b | Index | Rd | +b | Index | Rd | -b | Index |
| ARIZONA----CONTINUED | | | | | | | | | | | | | | | | | | | | | | | | |
| SOMERTON | | DELTAPINE SMOOTHLEAF | | | | | 95 PERCENT | | | | | | | | | | | | | | | | | |
| M | 34 | 6.5 | 19 | 104 | 38 | 2094 | 5.8 | 4.3 | 120 | 100 | 110 | 27 | 18 | | 70 | 72.8 | 11.0 | 101 | 82.4 | 2.4 | 102 | 26.4 | 26.7 | 108 |
| M | 35 | 5.8 | 21 | 116 | 44 | 2376 | 6.1 | 4.7 | 120 | 100 | 110 | 31 | 22 | 64 | 80 | 73.0 | 11.7 | 104 | 82.2 | 2.6 | 100 | 26.2 | 27.7 | 112 |
| SLM | 34 | 7.7 | 15 | 104 | 38 | 2094 | 5.8 | 4.3 | 110 | 100 | 105 | 39 | 25 | | 70 | 71.4 | 11.6 | 100 | 82.0 | 3.1 | 98 | 28.4 | 26.2 | 102 |
| M | 34 | 6.9 | 13 | 99 | 35 | 1964 | 5.2 | 4.1 | 110 | 100 | 105 | 19 | 15 | | 80 | 73.8 | 10.6 | 101 | 83.1 | 2.3 | 103 | 28.7 | 26.2 | 101 |
| SLM | 34 | 8.3 | 34 | 103 | 38 | 2083 | 5.3 | 4.4 | 100 | 90 | 95 | 38 | 24 | 56 | 90 | 71.2 | 10.7 | 98 | 82.7 | 3.2 | 99 | 26.8 | 26.2 | 105 |
| SLM | 33 | 8.3 | 62 | 109 | 42 | 2249 | 6.3 | 5.1 | 80 | 70 | 75 | 47 | 39 | | 80 | 70.6 | 10.4 | 95 | 83.1 | 3.1 | 100 | 28.0 | 25.2 | 99 |
| STANFIELD | | DELTAPINE SMOOTHLEAF | | | | | 100 PERCENT | | | | | | | | | | | | | | | | | |
| SM | 34 | 7.0 | 27 | 102 | 36 | 2022 | 5.7 | 4.1 | 110 | 90 | 100 | 27 | 22 | | 70 | 75.6 | 10.2 | 103 | 80.1 | 2.4 | 96 | 26.3 | 27.4 | 111 |
| M | 33 | 7.5 | 22 | 94 | 32 | 1834 | 5.6 | 4.1 | 110 | 90 | 100 | 27 | 23 | 46 | 90 | 74.2 | 10.0 | 100 | 84.3 | 2.9 | 104 | 26.5 | 27.8 | 112 |
| M | 34 | 7.7 | 30 | 100 | 35 | 1975 | 5.4 | 4.3 | 100 | 90 | 95 | 26 | 20 | | 90 | 72.3 | 11.2 | 101 | 82.4 | 2.3 | 102 | 25.9 | 26.9 | 110 |
| ARKANSAS | | | | | | | | | | | | | | | | | | | | | | | | |
| HELENA | | DELTAPINE 15 | | | | | 75 PERCENT | | | | | | | | | | | | | | | | | |
| SLM | 34 | 6.8 | 19 | 106 | 40 | 2166 | 6.5 | 5.1 | 120 | 110 | 115 | 28 | 18 | | 80 | 70.8 | 10.6 | 96 | 83.4 | 2.9 | 102 | 27.7 | 25.8 | 102 |
| SLM | 34 | 6.8 | 22 | 110 | 42 | 2260 | 6.6 | 5.2 | 110 | 100 | 105 | 22 | 14 | 65 | 90 | 71.0 | 11.3 | 99 | 83.8 | 2.8 | 103 | 26.7 | 25.0 | 100 |
| LM | 34 | 8.0 | 30 | 105 | 41 | 2180 | 6.1 | 4.6 | 110 | 90 | 100 | 25 | 17 | | 70 | 59.3 | 9.5 | 74 | 79.8 | 3.6 | 91 | 29.9 | 24.2 | 91 |
| HELENA | | DELTAPINE SMOOTHLEAF | | | | | 100 PERCENT | | | | | | | | | | | | | | | | | |
| M | 35 | 6.6 | 12 | 111 | 42 | 2271 | 6.6 | 5.0 | 110 | 100 | 105 | 30 | 20 | | 70 | 71.9 | 10.8 | 99 | 81.2 | 2.4 | 98 | 25.5 | 27.4 | 112 |
| M | 34 | 6.8 | 20 | 108 | 42 | 2238 | 6.7 | 5.5 | 110 | 100 | 105 | 26 | 21 | 62 | 90 | 73.0 | 10.4 | 99 | 83.4 | 2.5 | 103 | 25.9 | 27.7 | 113 |
| M | 35 | 7.6 | 23 | 112 | 42 | 2282 | 6.7 | 5.0 | 110 | 100 | 105 | 23 | 15 | | 100 | 75.2 | 10.2 | 102 | 84.0 | 2.7 | 104 | 25.4 | 28.0 | 115 |
| HUGHES | | DELTAPINE SMOOTHLEAF | | | | | 100 PERCENT | | | | | | | | | | | | | | | | | |
| SM | 34 | 6.0 | 18 | 108 | 40 | 2188 | 6.6 | 4.9 | 110 | 110 | 110 | 14 | 11 | | 90 | 74.8 | 10.4 | 102 | 82.4 | 2.2 | 102 | 24.9 | 25.8 | 107 |
| M | 34 | 7.4 | 47 | 110 | 40 | 2210 | 6.7 | 5.4 | 100 | 90 | 95 | 33 | 27 | 61 | 90 | 72.8 | 9.6 | 97 | 83.8 | 2.5 | 105 | 27.7 | 27.4 | 108 |
| LM LT SP | 34 | 8.4 | 49 | 104 | 38 | 2094 | 6.3 | 4.6 | 90 | 80 | 85 | 40 | 30 | | 70 | 55.8 | 11.0 | 72 | 78.3 | 4.5 | 84 | 27.8 | 24.5 | 96 |
| HUGHES | | DIXIE KING | | | | | 100 PERCENT | | | | | | | | | | | | | | | | | |
| M | 35 | 6.5 | 9 | 104 | 39 | 2119 | 5.8 | 4.4 | 120 | 110 | 115 | 16 | 11 | | 100 | 72.8 | 11.2 | 101 | 82.5 | 2.3 | 102 | 26.5 | 27.5 | 111 |
| M | 35 | 6.1 | 13 | 113 | 44 | 2343 | 5.6 | 4.7 | 120 | 110 | 115 | 17 | 9 | 67 | 100 | 73.4 | 11.0 | 102 | 84.4 | 2.0 | 108 | 27.5 | 26.4 | 105 |
| LM SP | 34 | 12.0 | 46 | 92 | 34 | 1862 | 5.4 | 3.9 | 90 | 70 | 80 | 48 | 38 | | 70 | 54.6 | 11.8 | 72 | 80.5 | 4.0 | 91 | 29.3 | 24.2 | 92 |
| LEACHVILLE | | DELFOS 9169 | | | | | 100 PERCENT | | | | | | | | | | | | | | | | | |
| M | 35 | 6.6 | 20 | 106 | 40 | 2166 | 6.7 | 4.9 | 100 | 100 | 100 | 22 | 15 | | 80 | 72.8 | 10.8 | 100 | 84.6 | 2.4 | 106 | 26.2 | 27.9 | 113 |
| M | 35 | 7.1 | 19 | 111 | 43 | 2296 | 6.4 | 5.1 | 110 | 90 | 100 | 24 | 19 | 64 | 90 | 71.5 | 10.8 | 98 | 82.8 | 2.8 | 101 | 26.1 | 26.4 | 107 |
| M | 35 | 6.8 | 37 | 116 | 44 | 2376 | 6.8 | 5.1 | 100 | 90 | 95 | 26 | 18 | | 90 | 73.6 | 11.0 | 102 | 83.5 | 3.3 | 101 | 27.1 | 25.4 | 101 |
| LEACHVILLE | | DELTAPINE SMOOTHLEAF | | | | | 100 PERCENT | | | | | | | | | | | | | | | | | |
| SM | 35 | 5.3 | 8 | 118 | 45 | 2423 | 6.8 | 5.1 | 120 | 100 | 110 | 13 | 10 | | 90 | 75.0 | 10.8 | 104 | 81.7 | 2.6 | 99 | 23.5 | 26.4 | 112 |
| M | 35 | 6.0 | 19 | 118 | 44 | 2398 | 7.0 | 5.6 | 120 | 100 | 110 | 20 | 14 | 63 | 90 | 74.9 | 10.2 | 102 | 83.0 | 3.0 | 100 | 26.2 | 26.8 | 109 |
| M | 34 | 6.4 | 24 | 113 | 42 | 2293 | 7.0 | 5.2 | 100 | 90 | 95 | 24 | 17 | | 100 | 74.7 | 11.0 | 104 | 83.1 | 2.2 | 104 | 26.4 | 26.8 | 108 |
| LEACHVILLE | | STONEVILLE 7 | | | | | 100 PERCENT | | | | | | | | | | | | | | | | | |
| SM | 36 | 6.5 | 14 | 113 | 43 | 2318 | 6.0 | 4.7 | 120 | 110 | 115 | 15 | 9 | | 100 | 74.4 | 10.4 | 102 | 82.4 | 2.2 | 102 | 26.6 | 28.2 | 114 |
| M | 35 | 6.0 | 23 | 114 | 44 | 2354 | 6.4 | 4.9 | 110 | 100 | 105 | 18 | 16 | 64 | 90 | 73.0 | 11.2 | 102 | 82.2 | 3.2 | 98 | 26.9 | 26.7 | 107 |
| M | 36 | 7.0 | 22 | 116 | 44 | 2376 | 6.3 | 5.1 | 110 | 100 | 105 | 21 | 17 | | 100 | 74.8 | 11.2 | 104 | 84.5 | 2.4 | 107 | 26.6 | 27.0 | 109 |

Table 6.--Cotton: Fiber test results for medium staple varieties by state and market area for samples of modal quality, collected at triweekly intervals, crop of 1961--Continued

| State, Production Area, Chronological sampling and Classification | | Predominant variety, percentage of variety at gin, and fiber test results | | | | | | | | | | | | | | |
|---|---|---|---|---|---|---|---|---|---|---|---|---|---|---|---|---|
| | | Digital Fibrograph | | Micro-naire | Fiber strength | | | Elon-gation 1/8" | Shirley Analyzer | | Color of raw stock | | | | Color of cleaned lint | |
| Grade | Staple | 2.5% span length | 50/2.5 unif. | | Zero gauge | | 1/8" gauge | | Visible waste | Total waste | Reflect-ance | Yellow-ness | Composite | | Reflect-ance | Yellow-ness |
| | 32d in. | In. | Pct. | Rdg. | Mpsi | G/tex | G/tex | Pct. | Pct. | Pct. | Rd | +b | Index | Code | Rd | +b |
| ARKANSAS----CONTINUED | | | | | | | | | | | | | | | | |
| LITTLE ROCK | DELFOS 9169 | | | | 100 PERCENT | | | | | | | | | | | |
| SM | 35 | 1.10 | 44 | 4.7 | 76 | 37.6 | 20.8 | 6.0 | .8 | 1.8 | 77.2 | 8.8 | 102 | 502 | 79.0 | 8.5 |
| M | 36 | 1.16 | 43 | 3.8 | 79 | 39.1 | 23.4 | 6.6 | 1.2 | 2.4 | 77.0 | 8.1 | 101 | 551 | 79.2 | 8.3 |
| SLM | 35 | 1.11 | 41 | 3.2 | 75 | 37.1 | 21.9 | 6.1 | 1.8 | 3.7 | 71.9 | 8.1 | 93 | 652 | 77.4 | 7.8 |
| LITTLE ROCK | REX | | | | 100 PERCENT | | | | | | | | | | | |
| SM | 34 | 1.06 | 45 | 4.2 | 76 | 37.6 | 20.3 | 6.0 | .6 | 1.5 | 79.2 | 8.6 | 104 | 451 | 80.8 | 8.4 |
| SLM | 34 | 1.08 | 44 | 4.0 | 79 | 39.1 | 20.5 | 5.3 | 1.6 | 2.5 | 74.6 | 8.0 | 98 | 602 | 79.0 | 8.2 |
| SLM | 34 | 1.07 | 41 | 3.7 | 78 | 38.6 | 21.7 | 5.0 | 1.9 | 3.4 | 72.3 | 7.8 | 94 | 652 | 76.2 | 8.3 |
| MARION | DELTAPINE SMOOTHLEAF | | | | 100 PERCENT | | | | | | | | | | | |
| SLM LT SP | 34 | 1.03 | 42 | 4.4 | 80 | 39.6 | 22.3 | 5.8 | 1.2 | 2.9 | 63.3 | 8.8 | 79 | 753 | 68.0 | 9.1 |
| LM LT SP | 33 | 1.04 | 42 | 4.5 | 79 | 39.1 | 21.6 | 5.8 | 1.7 | 4.8 | 62.6 | 9.8 | 78 | 754 | 72.1 | 8.8 |
| MARION | REX | | | | 75 PERCENT | | | | | | | | | | | |
| M | 35 | 1.08 | 45 | 4.4 | 83 | 41.1 | 21.2 | 6.0 | 1.0 | 2.0 | 77.5 | 8.2 | 102 | 501 | 80.7 | 8.2 |
| M | 34 | 1.08 | 42 | 4.0 | 83 | 41.1 | 21.8 | 5.4 | 1.2 | 2.2 | 78.5 | 7.9 | 102 | 501 | 81.4 | 7.9 |
| M | 34 | 1.05 | 44 | 3.6 | 80 | 39.6 | 21.6 | 5.6 | 1.2 | 2.5 | 78.6 | 8.0 | 103 | 501 | 81.6 | 8.0 |
| LM SP | 33 | 1.01 | 41 | 3.1 | 75 | 37.1 | 18.8 | 5.4 | 2.1 | 4.0 | 61.1 | 10.5 | 77 | 755 | 65.1 | 10.8 |
| MC GEHEE | DELFOS 9169 | | | | 100 PERCENT | | | | | | | | | | | |
| M | 35 | 1.12 | 43 | 4.2 | 77 | 38.1 | 20.6 | 6.5 | 1.3 | 2.3 | 75.0 | 9.0 | 99 | 552 | 77.0 | 8.8 |
| M | 36 | 1.15 | 43 | 4.0 | 78 | 38.6 | 22.0 | 6.9 | 1.1 | 2.1 | 76.1 | 8.2 | 100 | 552 | 77.8 | 8.2 |
| SLM LT SP | 35 | 1.11 | 41 | 3.4 | 73 | 36.1 | 20.7 | 6.6 | 1.5 | 3.0 | 66.5 | 8.8 | 84 | 703 | 71.0 | 9.2 |
| NEWPORT | REX | | | | 100 PERCENT | | | | | | | | | | | |
| SM | 35 | 1.07 | 45 | 4.2 | 78 | 38.6 | 20.9 | 5.8 | .8 | 1.9 | 78.1 | 8.3 | 103 | 501 | 80.7 | 8.4 |
| M | 35 | 1.10 | 42 | 3.8 | 85 | 42.1 | 21.6 | 5.4 | 1.2 | 2.1 | 77.6 | 7.9 | 101 | 551 | 80.0 | 8.1 |
| M | 35 | 1.04 | 43 | 3.3 | 83 | 41.1 | 21.6 | 4.9 | .8 | 2.0 | 80.1 | 7.9 | 105 | 451 | 81.6 | 7.9 |
| OSCEOLA | DELTAPINE 15 | | | | 100 PERCENT | | | | | | | | | | | |
| M | 35 | 1.11 | 44 | 4.4 | 86 | 42.6 | 24.8 | 6.7 | 1.4 | 2.2 | 77.9 | 8.2 | 102 | 501 | 80.5 | 8.0 |
| M | 35 | 1.11 | 43 | 4.2 | 84 | 41.6 | 24.1 | 7.0 | 1.3 | 2.4 | 78.4 | 8.2 | 103 | 501 | 81.2 | 8.1 |
| M | 35 | 1.08 | 44 | 3.8 | 80 | 39.6 | 24.3 | 6.8 | 1.0 | 3.0 | 77.5 | 8.2 | 102 | 501 | 79.5 | 8.2 |
| OSCEOLA | MIXED-DELTAPINE FOX | | | | | | | | | | | | | | | |
| M | 35 | 1.08 | 44 | 4.1 | 79 | 39.1 | 20.7 | 5.8 | 1.1 | 2.1 | 79.0 | 8.1 | 103 | 501 | 80.5 | 8.0 |
| M | 35 | 1.09 | 41 | 4.2 | 80 | 39.6 | 20.5 | 6.8 | 1.0 | 2.2 | 78.0 | 8.3 | 102 | 501 | 80.0 | 8.1 |
| SLM | 34 | 1.08 | 44 | 3.7 | 82 | 40.6 | 21.2 | 5.6 | 2.1 | 3.8 | 73.7 | 8.0 | 96 | 602 | 76.6 | 7.8 |
| OSCEOLA | REX | | | | 100 PERCENT | | | | | | | | | | | |
| M | 34 | 1.05 | 42 | 4.1 | 76 | 37.6 | 20.3 | 5.9 | 1.3 | 2.3 | 77.9 | 8.5 | 102 | 502 | 79.2 | 8.3 |
| M | 34 | 1.07 | 40 | 4.0 | 79 | 39.1 | 21.6 | 5.8 | 1.4 | 2.3 | 77.5 | 8.0 | 101 | 551 | 80.1 | 8.2 |
| M | 34 | 1.08 | 44 | 4.0 | 80 | 39.6 | 21.5 | 5.0 | 1.1 | 3.0 | 79.2 | 7.9 | 104 | 501 | 80.8 | 7.9 |
| PARKIN | REX | | | | 100 PERCENT | | | | | | | | | | | |
| SM | 35 | 1.04 | 45 | 4.8 | 80 | 39.6 | 20.1 | 5.4 | .8 | 1.8 | 77.9 | 8.6 | 102 | 502 | 79.6 | 8.6 |
| M | 34 | 1.08 | 41 | 4.0 | 83 | 41.1 | 22.3 | 5.1 | 1.0 | 1.8 | 78.5 | 8.1 | 103 | 501 | 80.9 | 8.3 |
| M | 34 | 1.06 | 43 | 3.8 | 79 | 39.1 | 20.9 | 5.8 | .9 | 2.2 | 80.2 | 8.0 | 105 | 451 | 81.8 | 8.0 |

Table 6a.--Cotton: Carded yarn processing test results for medium staple varieties by state and market area for samples of modal quality, collected at triweekly intervals, crop of 1961--Continued

| State, Production Area, Chronological sampling, and Classification | | Predominant variety, percentage of variety at gin, and carded yarn processing results | | | | | | | | | | | | | | | | | | | | | | | |
|---|---|---|---|---|---|---|---|---|---|---|---|---|---|---|---|---|---|---|---|---|---|---|---|---|---|
| | | Picker & card waste | Neps in card web | Yarn skein strength | | | Yarn elongation | | Yarn appearance | | | Yarn imprfctns. | | Spin. potential | Trash in fabric | Color-22s grey yarn | | | | Color 22s blchd.yarn | | | Color 22s dyed yarn | | |
| Grade | Staple | | | 22s or 26.8tex | 50s or 11.8tex | Average brk.fctr | 22s or 26.8tex | 50s or 11.8tex | 22s or 26.8tex | 50s or 11.8tex | Average | 22s or 26.8tex | 50s or 11.8tex | | | Rflct-ance | Yellow-ness | Com-posite | Rflct-ance | Yellow-ness | Com-posite | Rflct-ance | Blue-ness | Com-posite |
| | 32d in. | Pct. | No. | Lbs. | Lbs. | No. | Pct. | Pct. | Index | Index | Index | No. | No. | No. | Index | Rd | +b | Index | +Rd | +b | Index | Rd | -b | Index |
| ARKANSAS----CONTINUED | | | | | | | | | | | | | | | | | | | | | | | | | |
| LITTLE ROCK | | DELFOS 9169 | | | | | 100 PERCENT | | | | | | | | | | | | | | | | | | |
| SM | 35 | 5.5 | 19 | 106 | 40 | 2166 | 6.1 | 4.9 | 110 | 110 | 110 | 14 | 9 | | 90 | 71.8 | 11.6 | 101 | 81.4 | 2.8 | 98 | 25.9 | 27.6 | 112 |
| M | 36 | 7.3 | 21 | 113 | 44 | 2343 | 6.7 | 5.0 | 120 | 100 | 110 | 28 | 19 | 67 | 90 | 72.3 | 11.1 | 101 | 83.0 | 2.8 | 101 | 27.1 | 27.1 | 108 |
| SLM | 35 | 8.8 | 44 | 108 | 41 | 2213 | 6.6 | 5.4 | 90 | 70 | 80 | 40 | 34 | | 80 | 66.8 | 10.0 | 87 | 83.3 | 2.8 | 102 | 27.6 | 25.4 | 100 |
| LITTLE ROCK | | REX | | | | | 100 PERCENT | | | | | | | | | | | | | | | | | | |
| SM | 34 | 4.7 | 20 | 99 | 36 | 1989 | 6.3 | 4.6 | 120 | 110 | 115 | 15 | 10 | | 90 | 74.4 | 10.9 | 103 | 83.3 | 2.0 | 105 | 26.4 | 27.3 | 110 |
| SLM | 34 | 6.2 | 25 | 100 | 37 | 2025 | 6.4 | 4.8 | 110 | 90 | 100 | 29 | 22 | 61 | 80 | 71.1 | 10.1 | 95 | 84.0 | 2.7 | 104 | 27.4 | 25.7 | 102 |
| SLM | 34 | 9.2 | 39 | 99 | 37 | 2014 | 6.1 | 4.6 | 100 | 90 | 95 | 32 | 25 | | 80 | 68.6 | 10.2 | 90 | 83.3 | 3.3 | 100 | 27.4 | 26.4 | 105 |
| MARION | | DELTAPINE SMOOTHLEAF | | | | | 100 PERCENT | | | | | | | | | | | | | | | | | | |
| SLM LT SP | 34 | 8.7 | 26 | 98 | 35 | 1953 | 5.4 | 4.2 | 100 | 90 | 95 | 24 | 20 | | 80 | 59.0 | 10.0 | 74 | 79.4 | 3.7 | 90 | 28.6 | 24.8 | 96 |
| LM LT SP | 33 | 7.7 | 17 | 100 | 36 | 2000 | 5.7 | 4.3 | 120 | 100 | 110 | 20 | 14 | 59 | 80 | 58.8 | 10.8 | 75 | 79.1 | 3.8 | 88 | 28.5 | 25.2 | 98 |
| MARION | | REX | | | | | 75 PERCENT | | | | | | | | | | | | | | | | | | |
| M | 35 | 5.9 | 15 | 107 | 41 | 2202 | 6.4 | 5.0 | 120 | 100 | 110 | 22 | 18 | | 80 | 73.0 | 11.0 | 101 | 83.3 | 2.5 | 103 | 25.1 | 26.8 | 111 |
| M | 34 | 6.0 | 18 | 108 | 41 | 2213 | 6.5 | 5.2 | 110 | 100 | 105 | 22 | 16 | 61 | 90 | 74.4 | 10.6 | 102 | 84.9 | 2.4 | 107 | 26.5 | 26.6 | 107 |
| M | 34 | 7.0 | 23 | 106 | 40 | 2166 | 6.6 | 5.2 | 120 | 100 | 110 | 22 | 14 | | 100 | 72.6 | 10.8 | 100 | 83.7 | 3.0 | 102 | 26.7 | 26.6 | 107 |
| LM SP | 33 | 9.9 | 46 | 94 | 34 | 1884 | 6.2 | 4.5 | 100 | 90 | 95 | 42 | 30 | | 70 | 53.7 | 13.0 | 72 | 81.3 | 3.9 | 93 | 27.9 | 24.8 | 98 |
| MC GEHEE | | DELFOS 9169 | | | | | 100 PERCENT | | | | | | | | | | | | | | | | | | |
| M | 35 | 6.7 | 21 | 108 | 41 | 2213 | 6.6 | 5.0 | 110 | 100 | 105 | 26 | 18 | | 80 | 70.3 | 12.0 | 100 | 81.9 | 2.7 | 99 | 26.3 | 27.9 | 112 |
| M | 36 | 7.1 | 19 | 109 | 41 | 2224 | 6.8 | 5.2 | 100 | 90 | 95 | 29 | 20 | 64 | 90 | 71.0 | 11.3 | 99 | 84.2 | 2.5 | 105 | 26.8 | 26.5 | 106 |
| SLM LT SP | 35 | 8.8 | 37 | 105 | 39 | 2130 | 6.8 | 5.2 | 100 | 70 | 85 | 35 | 27 | | 80 | 61.0 | 11.0 | 79 | 82.1 | 4.2 | 94 | 28.2 | 25.0 | 98 |
| NEWPORT | | REX | | | | | 100 PERCENT | | | | | | | | | | | | | | | | | | |
| SM | 35 | 5.9 | 16 | 105 | 39 | 2130 | 6.6 | 4.8 | 120 | 100 | 110 | 19 | 12 | | 80 | 73.8 | 11.0 | 103 | 82.5 | 2.2 | 103 | 25.7 | 26.6 | 109 |
| M | 35 | 5.8 | 24 | 110 | 43 | 2285 | 6.4 | 5.0 | 100 | 90 | 95 | 24 | 18 | 66 | 90 | 74.0 | 10.8 | 102 | 85.1 | 2.9 | 106 | 27.5 | 27.3 | 108 |
| M | 35 | 7.3 | 37 | 110 | 41 | 2235 | 6.3 | 4.9 | 110 | 90 | 100 | 18 | 14 | | 100 | 74.7 | 10.7 | 103 | 83.4 | 3.0 | 102 | 26.5 | 25.9 | 104 |
| OSCEOLA | | DELTAPINE 15 | | | | | 100 PERCENT | | | | | | | | | | | | | | | | | | |
| M | 35 | 6.4 | 15 | 119 | 46 | 2459 | 6.6 | 5.2 | 120 | 110 | 115 | 22 | 13 | | 80 | 72.6 | 11.0 | 100 | 83.0 | 2.8 | 101 | 25.8 | 27.3 | 111 |
| M | 35 | 6.2 | 18 | 124 | 48 | 2564 | 7.0 | 5.7 | 110 | 100 | 105 | 27 | 20 | 65 | 80 | 73.1 | 10.8 | 101 | 83.2 | 2.8 | 102 | 25.3 | 27.7 | 114 |
| M | 35 | 7.1 | 18 | 119 | 46 | 2459 | 7.0 | 5.6 | 110 | 90 | 100 | 18 | 12 | | 90 | 73.0 | 11.3 | 102 | 83.7 | 2.6 | 104 | 25.7 | 26.6 | 109 |
| OSCEOLA | | MIXED-DELTAPINE FOX | | | | | | | | | | | | | | | | | | | | | | | |
| M | 35 | 6.5 | 20 | 106 | 41 | 2191 | 6.8 | 5.1 | 110 | 100 | 105 | 31 | 18 | | 70 | 73.5 | 10.8 | 102 | 83.2 | 2.6 | 103 | 25.8 | 26.8 | 110 |
| M | 35 | 6.2 | 15 | 107 | 40 | 2177 | 6.8 | 5.4 | 110 | 90 | 100 | 30 | 19 | 63 | 90 | 72.9 | 10.7 | 100 | 83.2 | 2.8 | 101 | 26.9 | 27.9 | 112 |
| SLM | 34 | 9.4 | 20 | 113 | 41 | 2268 | 6.7 | 4.8 | 120 | 100 | 110 | 26 | 18 | | 80 | 68.4 | 10.0 | 90 | 82.7 | 4.0 | 96 | 27.6 | 26.0 | 103 |
| OSCEOLA | | REX | | | | | 100 PERCENT | | | | | | | | | | | | | | | | | | |
| M | 34 | 7.4 | 24 | 100 | 38 | 2050 | 6.3 | 4.9 | 110 | 90 | 100 | 24 | 17 | | 80 | 73.4 | 11.1 | 102 | 82.5 | 2.7 | 101 | 25.5 | 28.7 | 118 |
| M | 34 | 6.1 | 18 | 103 | 39 | 2108 | 6.4 | 5.2 | 120 | 110 | 115 | 18 | 15 | 61 | 100 | 72.6 | 10.6 | 99 | 82.8 | 2.8 | 101 | 26.6 | 26.2 | 105 |
| M | 34 | 6.4 | 19 | 110 | 41 | 2235 | 6.3 | 5.2 | 110 | 100 | 105 | 16 | 13 | | 90 | 75.0 | 10.8 | 104 | 84.1 | 2.6 | 105 | 27.0 | 26.4 | 106 |
| PARKIN | | REX | | | | | 100 PERCENT | | | | | | | | | | | | | | | | | | |
| SM | 35 | 6.0 | 13 | 96 | 35 | 1931 | 6.0 | 4.4 | 120 | 110 | 115 | 22 | 13 | | 80 | 73.4 | 10.6 | 101 | 82.9 | 2.4 | 103 | 25.9 | 27.0 | 110 |
| M | 34 | 5.5 | 18 | 105 | 39 | 2130 | 6.3 | 4.8 | 110 | 100 | 105 | 22 | 15 | 58 | 90 | 74.2 | 10.4 | 102 | 84.7 | 2.6 | 106 | 27.3 | 26.0 | 103 |
| M | 34 | 6.6 | 21 | 103 | 38 | 2083 | 6.7 | 5.2 | 110 | 100 | 105 | 17 | 14 | | 100 | 75.8 | 11.0 | 105 | 84.3 | 2.2 | 107 | 27.1 | 26.9 | 107 |

Table 6.--Cotton: Fiber test results for medium staple varieties by state and market area for samples of modal quality, collected at triweekly intervals, crop of 1961--Continued

| State, Production Area, Chronological sampling and Classification | | Predominant variety, percentage of variety at gin, and fiber test results | | | | | | | | | | | | | |
|---|---|---|---|---|---|---|---|---|---|---|---|---|---|---|---|
| | | Digital Fibrograph | | Micro-naire | Fiber strength | | Elon-gation 1/8" | Shirley Analyzer | | Color of raw stock | | | | Color of cleaned lint | |
| Grade | Staple | 2.5% span length | 50/2.5 unif. | | Zero gauge | 1/8" gauge | | Visible waste | Total waste | Reflect-ance | Yellow-ness | Composite | | Reflect-ance | Yellow-ness |
| | 32d in. | In. | Pct. | Rdg. | Mpsi | G/tex | G/tex | Pct | Pct. | Pct. | Rd | +b | Index | Code | Rd | +b |
| ARKANSAS----CONTINUED | | | | | | | | | | | | | | | |
| PINE BLUFF | DELTAPINE SMOOTHLEAF | | | | 100 PERCENT | | | | | | | | | | |
| SLM | 35 | 1.10 | 41 | 4.1 | 80 | 39.6 | 23.9 | 7.5 | 1.3 | 3.1 | 73.3 | 8.0 | 96 | 602 | 76.5 | 8.0 |
| SLM | 35 | 1.11 | 44 | 4.3 | 77 | 38.1 | 23.2 | 7.0 | 1.5 | 3.4 | 73.4 | 8.0 | 96 | 602 | 77.0 | 8.0 |
| SLM LT SP | 34 | 1.08 | 41 | 4.1 | 78 | 38.6 | 22.5 | 7.0 | 1.1 | 2.4 | 69.2 | 8.5 | 89 | 653 | 71.6 | 9.2 |
| SEARCY | REX | | | | 95 PERCENT | | | | | | | | | | | |
| SM | 34 | 1.08 | 43 | 3.9 | 79 | 39.1 | 21.3 | 5.4 | .9 | 2.2 | 78.0 | 8.5 | 103 | 502 | 81.0 | 8.3 |
| M+ | 34 | 1.03 | 43 | 3.4 | 81 | 40.1 | 22.9 | 6.4 | .8 | 2.1 | 79.8 | 8.1 | 104 | 451 | 80.8 | 8.3 |
| LM LT SP | 33 | 1.01 | 43 | 3.2 | 75 | 37.1 | 21.0 | 6.2 | 2.3 | 4.5 | 67.3 | 9.0 | 86 | 703 | 71.5 | 9.4 |
| WALNUT RIDGE | EMPIRE | | | | 100 PERCENT | | | | | | | | | | | |
| SM | 34 | 1.06 | 45 | 4.4 | 83 | 41.1 | 21.1 | 5.4 | .7 | 1.7 | 79.0 | 8.5 | 104 | 451 | 80.0 | 8.3 |
| M | 34 | 1.06 | 43 | 4.4 | 83 | 41.1 | 22.3 | 5.5 | .9 | 2.0 | 76.6 | 8.2 | 100 | 552 | 78.4 | 8.1 |
| M | 34 | 1.05 | 44 | 4.0 | 83 | 41.1 | 22.6 | 4.8 | .7 | 2.3 | 77.0 | 8.0 | 101 | 551 | 80.0 | 7.8 |
| WILMOT | DELTAPINE SMOOTHLEAF | | | | 100 PERCENT | | | | | | | | | | | |
| M | 34 | 1.07 | 44 | 4.6 | 78 | 38.6 | 22.4 | 7.5 | 1.1 | 2.0 | 76.2 | 8.4 | 100 | 552 | 78.3 | 8.3 |
| SLM | 34 | 1.08 | 44 | 4.0 | 78 | 38.6 | 20.7 | 6.7 | 1.7 | 3.2 | 76.4 | 7.8 | 100 | 551 | 79.7 | 7.8 |
| LM LT SP | 33 | 1.04 | 43 | 4.1 | 75 | 37.1 | 20.6 | 6.4 | 1.5 | 3.3 | 64.0 | 8.4 | 80 | 753 | 69.4 | 8.9 |
| WILSON | REX | | | | 100 PERCENT | | | | | | | | | | | |
| M | 35 | 1.08 | 45 | 4.4 | 78 | 38.6 | 20.5 | 5.0 | 1.0 | 1.7 | 79.0 | 8.2 | 103 | 501 | 80.5 | 8.2 |
| M | 35 | 1.09 | 40 | 3.8 | 84 | 41.6 | 22.4 | 5.8 | 1.3 | 2.1 | 78.7 | 7.8 | 103 | 501 | 81.7 | 8.1 |
| SLM | 34 | 1.04 | 43 | 3.4 | 79 | 39.1 | 20.9 | 5.3 | 2.1 | 4.0 | 75.7 | 7.5 | 99 | 601 | 79.5 | 7.7 |
| WYNNE | DELTAPINE 15 | | | | 95 PERCENT | | | | | | | | | | | |
| SM | 34 | 1.05 | 45 | 4.4 | 79 | 39.1 | 21.8 | 5.8 | .8 | 2.1 | 78.4 | 8.3 | 103 | 501 | 81.6 | 8.0 |
| M | 34 | 1.03 | 42 | 4.0 | 81 | 40.1 | 21.6 | 6.3 | 1.3 | 2.1 | 76.3 | 8.4 | 100 | 552 | 79.0 | 8.0 |
| SLM | 34 | 1.02 | 42 | 3.4 | 78 | 38.6 | 21.8 | 6.2 | 1.7 | 3.0 | 75.1 | 8.2 | 99 | 602 | 78.0 | 8.2 |
| CALIFORNIA | | | | | | | | | | | | | | | | |
| BAKERSFIELD | ACALA 4-42 | | | | 100 PERCENT | | | | | | | | | | | |
| M | 34 | 1.04 | 46 | 4.6 | 94 | 46.5 | 25.9 | 5.6 | 1.3 | 2.2 | 77.0 | 8.3 | 101 | 502 | 79.3 | 8.6 |
| M | 34 | 1.07 | 47 | 4.4 | 93 | 46.0 | 26.1 | 5.0 | 1.5 | 2.8 | 77.6 | 8.2 | 102 | 501 | 79.5 | 8.3 |
| M | 34 | 1.05 | 43 | 3.8 | 87 | 43.1 | 25.2 | 5.0 | 1.4 | 3.4 | 78.7 | 7.7 | 102 | 501 | 79.0 | 8.1 |
| BUTTONWILLOW | ACALA 4-42 | | | | 100 PERCENT | | | | | | | | | | | |
| M | 34 | 1.08 | 44 | 4.6 | 91 | 45.0 | 25.0 | 5.7 | 1.6 | 2.8 | 78.4 | 8.0 | 102 | 501 | 80.4 | 8.0 |
| M | 35 | 1.12 | 47 | 4.5 | 91 | 45.0 | 25.7 | 5.0 | 1.8 | 4.3 | 77.5 | 8.0 | 101 | 551 | 81.0 | 8.2 |
| SLM | 34 | 1.05 | 43 | 3.4 | 90 | 44.6 | 23.3 | 5.0 | 2.7 | 4.7 | 74.1 | 7.6 | 96 | 601 | 79.0 | 7.7 |
| CHOWCHILLA | ACALA 4-42 | | | | 100 PERCENT | | | | | | | | | | | |
| M | 34 | 1.06 | 47 | 4.6 | 96 | 47.5 | 28.5 | 5.0 | 1.5 | 2.3 | 76.0 | 8.2 | 100 | 552 | 79.2 | 8.0 |
| M | 34 | 1.07 | 46 | 4.0 | 88 | 43.6 | 24.3 | 5.3 | 1.3 | 1.9 | 78.2 | 8.0 | 102 | 501 | 79.6 | 7.8 |
| SLM | 34 | 1.08 | 46 | 3.8 | 91 | 45.0 | 26.9 | 5.0 | 1.5 | 2.8 | 75.0 | 7.6 | 98 | 601 | 78.0 | 7.6 |
| DOS PALOS | ACALA 4-42 | | | | 100 PERCENT | | | | | | | | | | | |
| SM | 35 | 1.08 | 46 | 4.6 | 95 | 47.0 | 26.8 | 5.4 | 1.0 | 1.8 | 79.9 | 8.2 | 105 | 451 | 81.8 | 8.0 |
| M | 34 | 1.06 | 46 | 4.4 | 92 | 45.5 | 25.6 | 5.6 | 1.4 | 2.4 | 77.5 | 7.9 | 101 | 551 | 80.6 | 7.9 |
| M | 34 | 1.06 | 46 | 3.8 | 94 | 46.5 | 26.9 | 4.9 | 1.6 | 2.7 | 78.4 | 7.3 | 102 | 551 | 80.5 | 7.6 |

Table 6a.--Cotton: Carded yarn processing test results for medium staple varieties by state and market area for samples of modal quality, collected at triweekly intervals, crop of 1961--Continued

| State, Production Area, Chronological sampling, and Classification | | Predominant variety, percentage of variety at gin, and carded yarn processing results | | | | | | | | | | | | | | | | | | | | | | | | |
|---|---|---|---|---|---|---|---|---|---|---|---|---|---|---|---|---|---|---|---|---|---|---|---|---|---|---|
| | | Picker & card waste | Neps in card web | Yarn skein strength | | | Yarn elongation | | Yarn appearance | | | Yarn imprfctns. | | Spin. potential | Trash in fabric | Color-22s grey yarn | | | Color 22s blchd.yarn | | | Color 22s dyed yarn | | |
| Grade | Staple | | | 22s or 26.8tex | 50s or 11.8tex | Average brk.fctr | 22s or 26.8tex | 50s or 11.8tex | 22s or 26.8tex | 50s or 11.8tex | Average | 22s or 26.8tex | 50s or 11.8tex | | | Rflctance | Yellowness | Composite | Rflctance | Yellowness | Composite | Rflctance | Blueness | Composite |
| | 32d in. | Pct. | No. | Lbs. | Lbs. | No. | Pct. | Pct. | Index | Index | Index | No. | No. | No. | Index | Rd | +b | Index | Rd | +b | Index | Rd | -b | Index |
| ARKANSAS----CONTINUED | | | | | | | | | | | | | | | | | | | | | | | | | | |
| PINE BLUFF | | DELTAPINE SMOOTHLEAF | | | | | 100 PERCENT | | | | | | | | | | | | | | | | | | | |
| SLM | 35 | 7.6 | 32 | 113 | 43 | 2318 | 7.4 | 5.6 | 100 | 90 | 95 | 40 | 28 | 62 | 70 | 68.5 | 11.3 | 94 | 82.9 | 2.3 | 103 | 25.9 | 26.6 | 108 |
| SLM | 35 | 7.5 | 31 | 108 | 41 | 2213 | 6.5 | 5.3 | 100 | 90 | 95 | 34 | 26 | | 80 | 69.8 | 10.4 | 94 | 83.0 | 2.6 | 102 | 25.8 | 27.2 | 111 |
| SLM LT SP | 34 | 7.0 | 24 | 110 | 41 | 2235 | 6.8 | 5.4 | 110 | 100 | 105 | 25 | 21 | | 80 | 64.6 | 11.0 | 85 | 82.4 | 3.6 | 97 | 27.2 | 25.8 | 103 |
| SEARCY | | REX | | | | | 95 PERCENT | | | | | | | | | | | | | | | | | | | |
| SM | 34 | 6.7 | 17 | 108 | 40 | 2188 | 6.5 | 5.1 | 110 | 100 | 105 | 26 | 15 | | 70 | 72.6 | 11.6 | 102 | 83.3 | 3.0 | 101 | 26.2 | 26.0 | 106 |
| M+ | 34 | 6.9 | 22 | 108 | 42 | 2238 | 6.3 | 4.9 | 110 | 100 | 105 | 31 | 21 | 57 | 90 | 75.0 | 10.8 | 104 | 84.3 | 2.8 | 105 | 26.8 | 26.5 | 106 |
| LM LT SP | 33 | 10.6 | 29 | 100 | 38 | 2050 | 6.5 | 5.0 | 100 | 90 | 95 | 56 | 34 | | 60 | 62.0 | 11.6 | 82 | 83.7 | 4.0 | 98 | 28.8 | 25.0 | 96 |
| WALNUT RIDGE | | EMPIRE | | | | | 100 PERCENT | | | | | | | | | | | | | | | | | | | |
| SM | 34 | 5.8 | 22 | 107 | 40 | 2177 | 5.9 | 4.5 | 110 | 100 | 105 | 17 | 14 | | 90 | 72.8 | 11.0 | 101 | 82.0 | 2.5 | 100 | 25.3 | 28.4 | 116 |
| M | 34 | 6.8 | 37 | 107 | 41 | 2202 | 5.9 | 4.8 | 100 | 90 | 95 | 29 | 22 | 63 | 80 | 71.4 | 10.4 | 97 | 83.3 | 2.7 | 103 | 27.1 | 26.3 | 105 |
| M | 34 | 7.9 | 29 | 108 | 43 | 2263 | 5.9 | 4.6 | 110 | 100 | 105 | 23 | 16 | | 100 | 72.0 | 10.6 | 98 | 83.7 | 2.4 | 105 | 27.3 | 25.9 | 103 |
| WILMOT | | DELTAPINE SMOOTHLEAF | | | | | 100 PERCENT | | | | | | | | | | | | | | | | | | | |
| M | 34 | 6.2 | 14 | 104 | 38 | 2094 | 6.7 | 5.2 | 110 | 100 | 105 | 18 | 12 | | 80 | 72.5 | 11.0 | 100 | 82.9 | 2.1 | 104 | 26.7 | 26.8 | 108 |
| SLM | 34 | 7.1 | 21 | 107 | 40 | 2177 | 6.8 | 5.1 | 110 | 100 | 105 | 23 | 17 | 66 | 80 | 71.9 | 10.1 | 97 | 84.7 | 2.9 | 105 | 27.6 | 27.6 | 109 |
| LM LT SP | 33 | 9.1 | 28 | 96 | 35 | 1931 | 5.8 | 4.2 | 100 | 90 | 95 | 33 | 22 | | 80 | 58.9 | 10.4 | 74 | 82.5 | 3.3 | 98 | 29.1 | 25.2 | 96 |
| WILSON | | REX | | | | | 100 PERCENT | | | | | | | | | | | | | | | | | | | |
| M | 35 | 5.5 | 18 | 105 | 40 | 2155 | 6.7 | 4.9 | 110 | 100 | 105 | 16 | 9 | | 80 | 74.6 | 10.4 | 102 | 83.0 | 2.8 | 101 | 25.1 | 28.3 | 117 |
| M | 35 | 6.1 | 17 | 112 | 42 | 2282 | 6.5 | 5.1 | 120 | 100 | 110 | 23 | 18 | 63 | 90 | 73.5 | 10.6 | 101 | 84.0 | 3.0 | 103 | 26.7 | 26.6 | 107 |
| SLM | 34 | 7.4 | 22 | 103 | 40 | 2133 | 6.7 | 5.0 | 120 | 100 | 110 | 25 | 16 | | 80 | 71.6 | 10.5 | 97 | 81.7 | 2.6 | 99 | 25.8 | 25.8 | 105 |
| WYNNE | | DELTAPINE 15 | | | | | 95 PERCENT | | | | | | | | | | | | | | | | | | | |
| SM | 34 | 5.6 | 22 | 107 | 41 | 2202 | 6.5 | 5.0 | 120 | 100 | 110 | 25 | 19 | | 70 | 74.1 | 10.6 | 102 | 83.7 | 2.1 | 106 | 23.7 | 25.8 | 110 |
| M | 34 | 6.6 | 18 | 108 | 41 | 2213 | 6.4 | 4.9 | 120 | 100 | 110 | 28 | 21 | 61 | 80 | 71.8 | 10.8 | 99 | 83.1 | 2.8 | 102 | 26.9 | 26.4 | 105 |
| SLM | 34 | 7.6 | 32 | 107 | 40 | 2177 | 6.3 | 4.8 | 100 | 90 | 95 | 34 | 23 | | 80 | 69.6 | 10.8 | 94 | 82.1 | 3.8 | 95 | 27.4 | 25.8 | 102 |
| CALIFORNIA | | | | | | | | | | | | | | | | | | | | | | | | | | |
| BAKERSFIELD | | ACALA 4-42 | | | | | 100 PERCENT | | | | | | | | | | | | | | | | | | | |
| M | 34 | 7.0 | 17 | 125 | 48 | 2575 | 6.1 | 5.0 | 110 | 100 | 105 | 33 | 22 | | 80 | 72.3 | 11.4 | 101 | 80.1 | 3.0 | 94 | 24.5 | 27.4 | 114 |
| M | 34 | 6.7 | 18 | 124 | 50 | 2614 | 5.8 | 4.4 | 110 | 100 | 105 | 24 | 15 | 69 | 90 | 70.8 | 11.2 | 98 | 81.7 | 2.5 | 100 | 25.4 | 26.9 | 111 |
| M | 34 | 8.7 | 32 | 126 | 49 | 2611 | 6.0 | 4.7 | 100 | 80 | 90 | 28 | 22 | | 90 | 72.8 | 10.5 | 100 | 82.4 | 2.7 | 100 | 26.1 | 26.5 | 108 |
| BUTTONWILLOW | | ACALA 4-42 | | | | | 100 PERCENT | | | | | | | | | | | | | | | | | | | |
| M | 34 | 7.3 | 13 | 124 | 48 | 2564 | 6.2 | 5.0 | 110 | 100 | 105 | 26 | 17 | | 80 | 72.6 | 11.2 | 101 | 82.6 | 2.7 | 101 | 25.3 | 27.4 | 112 |
| M | 35 | 7.7 | 12 | 127 | 50 | 2647 | 5.9 | 4.8 | 120 | 100 | 110 | 18 | 10 | 67 | 100 | 72.8 | 11.1 | 101 | 81.9 | 2.5 | 100 | 25.4 | 26.7 | 110 |
| SLM | 34 | 10.3 | 50 | 119 | 47 | 2484 | 6.1 | 4.5 | 90 | 70 | 80 | 52 | 36 | | 90 | 69.4 | 10.5 | 93 | 81.3 | 2.9 | 97 | 27.2 | 25.4 | 101 |
| CHOWCHILLA | | ACALA 4-42 | | | | | 100 PERCENT | | | | | | | | | | | | | | | | | | | |
| M | 34 | 6.0 | 10 | 131 | 52 | 2741 | 5.9 | 4.7 | 110 | 100 | 105 | 25 | 14 | | 80 | 71.8 | 11.0 | 99 | 81.0 | 3.4 | 94 | 25.9 | 26.8 | 109 |
| M | 34 | 6.8 | 11 | 125 | 49 | 2600 | 6.2 | 5.0 | 120 | 100 | 110 | 18 | 12 | 70 | 90 | 73.1 | 10.8 | 101 | 83.3 | 3.1 | 101 | 26.1 | 26.0 | 106 |
| SLM | 34 | 8.4 | 37 | 132 | 52 | 2752 | 5.8 | 4.7 | 100 | 90 | 95 | 31 | 22 | | 90 | 67.6 | 11.2 | 92 | 80.4 | 3.3 | 93 | 26.6 | 24.8 | 100 |
| DOS PALOS | | ACALA 4-42 | | | | | 100 PERCENT | | | | | | | | | | | | | | | | | | | |
| SM | 35 | 5.8 | 7 | 138 | 54 | 2868 | 5.9 | 5.0 | 110 | 100 | 105 | 25 | 14 | | 80 | 73.4 | 11.2 | 102 | 78.9 | 3.1 | 90 | 24.3 | 28.2 | 118 |
| M | 34 | 6.8 | 16 | 130 | 50 | 2680 | 6.1 | 5.0 | 110 | 100 | 105 | 22 | 16 | 67 | 100 | 72.3 | 11.0 | 100 | 83.1 | 2.8 | 102 | 25.5 | 27.2 | 111 |
| M | 34 | 7.7 | 13 | 128 | 52 | 2708 | 5.9 | 4.7 | 100 | 100 | 100 | 18 | 12 | | 100 | 71.9 | 10.6 | 98 | 82.2 | 2.9 | 99 | 26.6 | 25.9 | 104 |

Table 6.--Cotton: Fiber test results for medium staple varieties by state and market area for samples of modal quality, collected at triweekly intervals, crop of 1961--Continued

| State, Production Area, Chronological sampling and Classification | | Predominant variety, percentage of variety at gin, and fiber test results | | | | | | | | | | | | | | |
|---|---|---|---|---|---|---|---|---|---|---|---|---|---|---|---|---|
| | | Digital Fibrograph | | Micro-naire | Fiber strength | | | Elon-gation 1/8" | Shirley Analyzer | | Color of raw stock | | | | Color of cleaned lint | |
| Grade | Staple | 2.5% span length | 50/2.5 unif. | | Zero gauge | | 1/8" gauge | | Visible waste | Total waste | Reflect-ance | Yellow-ness | Composite | | Reflect-ance | Yellow-ness |
| | 32d in. | In. | Pct. | Rdg. | Mpsi | G/tex | G/tex | Pct. | Pct. | Pct. | Rd | +b | Index | Code | Rd | +b |
| CALIFORNIA----CONTINUED | | | | | | | | | | | | | | | | |
| EARLIMART | ACALA 4-42 | | | | 100 PERCENT | | | | | | | | | | | |
| M | 34 | 1.08 | 48 | 4.4 | 92 | 45.5 | 25.3 | 6.0 | 1.4 | 2.8 | 76.3 | 8.2 | 100 | 552 | 78.5 | 8.2 |
| M | 34 | 1.06 | 48 | 4.2 | 94 | 46.5 | 26.5 | 4.6 | 1.4 | 3.0 | 77.7 | 8.3 | 102 | 501 | 81.0 | 8.3 |
| SLM | 34 | 1.04 | 44 | 3.2 | 89 | 44.1 | 25.5 | 5.0 | 2.3 | 4.1 | 74.3 | 7.6 | 97 | 601 | 77.1 | 7.9 |
| FIVE POINTS | ACALA 4-42 | | | | 100 PERCENT | | | | | | | | | | | |
| M | 34 | 1.06 | 45 | 4.4 | 92 | 45.5 | 27.8 | 5.9 | 2.4 | 3.4 | 76.7 | 8.3 | 101 | 552 | 79.4 | 8.4 |
| M | 35 | 1.11 | 46 | 3.8 | 97 | 48.0 | 28.0 | 5.6 | 2.5 | 3.6 | 77.0 | 8.2 | 101 | 551 | 80.3 | 8.2 |
| SLM | 35 | 1.10 | 47 | 4.3 | 90 | 44.6 | 25.2 | 4.9 | 2.6 | 3.9 | 76.0 | 8.1 | 100 | 552 | 79.6 | 8.3 |
| FRESNO | ACALA 4-42 | | | | 100 PERCENT | | | | | | | | | | | |
| M | 35 | 1.08 | 48 | 4.6 | 93 | 46.0 | 27.2 | 5.8 | 1.5 | 2.3 | 77.0 | 8.0 | 101 | 551 | 78.0 | 8.3 |
| M | 35 | 1.08 | 47 | 4.6 | 93 | 46.0 | 25.0 | 4.6 | 1.4 | 2.4 | 76.6 | 8.0 | 100 | 551 | 79.9 | 8.3 |
| M | 35 | 1.09 | 48 | 4.4 | 90 | 44.6 | 26.2 | 5.0 | 1.4 | 2.9 | 78.8 | 7.7 | 102 | 501 | 81.0 | 7.7 |
| HANFORD | ACALA 4-42 | | | | 100 PERCENT | | | | | | | | | | | |
| M | 34 | 1.06 | 46 | 4.5 | 94 | 46.5 | 26.1 | 5.7 | 1.7 | 2.7 | 77.4 | 8.2 | 101 | 501 | 78.8 | 8.1 |
| M | 34 | 1.08 | 47 | 4.4 | 92 | 45.5 | 25.2 | 4.6 | 1.1 | 2.5 | 77.0 | 8.1 | 101 | 551 | 80.6 | 8.3 |
| M | 34 | 1.05 | 45 | 4.2 | 93 | 46.0 | 25.3 | 4.7 | 1.2 | 2.4 | 76.5 | 8.1 | 100 | 551 | 80.2 | 8.0 |
| HOLTVILLE | DELTAPINE SMOOTHLEAF | | | | 100 PERCENT | | | | | | | | | | | |
| SM | 34 | 1.06 | 45 | 5.0 | 85 | 42.1 | 23.2 | 5.1 | 1.0 | 2.0 | 79.5 | 8.9 | 105 | 402 | 80.5 | 9.1 |
| M LT SP | 33 | 1.03 | 42 | 4.9 | 87 | 43.1 | 23.7 | 5.6 | 1.4 | 2.7 | 75.0 | 9.0 | 99 | 552 | 79.1 | 9.1 |
| M | 34 | 1.07 | 43 | 4.9 | 86 | 42.6 | 22.9 | 4.9 | 1.4 | 3.1 | 76.4 | 8.2 | 100 | 552 | 80.4 | 8.1 |
| M * | 34 | 1.03 | 44 | 4.7 | 87 | 43.1 | 23.3 | 4.6 | 1.4 | 2.8 | 77.7 | 7.6 | 101 | 551 | 80.2 | 8.1 |
| SLM | 33 | 1.06 | 41 | 3.1 | 82 | 41.6 | 23.6 | 5.6 | 2.0 | 3.8 | 74.4 | 7.2 | 97 | 651 | 78.1 | 7.6 |
| HURON | ACALA 4-42 | | | | 100 PERCENT | | | | | | | | | | | |
| M | 35 | 1.08 | 45 | 4.6 | 98 | 48.5 | 27.7 | 5.6 | 1.4 | 2.6 | 76.2 | 8.4 | 100 | 552 | 79.1 | 8.4 |
| M | 34 | 1.06 | 46 | 4.4 | 96 | 47.5 | 25.2 | 4.6 | 1.4 | 2.1 | 77.3 | 8.0 | 101 | 551 | 80.1 | 8.1 |
| M | 34 | 1.06 | 45 | 3.8 | 88 | 43.6 | 25.8 | 5.0 | 1.3 | 2.7 | 76.2 | 8.3 | 100 | 552 | 80.0 | 8.1 |
| KINGSBURG | ACALA 4-42 | | | | 100 PERCENT | | | | | | | | | | | |
| M | 34 | 1.05 | 47 | 4.8 | 98 | 48.5 | 28.4 | 4.9 | 1.8 | 2.5 | 76.4 | 7.9 | 100 | 551 | 78.1 | 7.9 |
| M | 34 | 1.07 | 47 | 4.6 | 92 | 45.5 | 26.0 | 4.8 | 1.5 | 2.4 | 77.0 | 7.9 | 101 | 551 | 80.2 | 8.1 |
| SLM | 34 | 1.08 | 47 | 3.8 | 91 | 45.0 | 26.9 | 4.9 | 2.0 | 3.6 | 74.6 | 7.7 | 97 | 601 | 78.6 | 7.9 |
| MC FARLAND | ACALA 4-42 | | | | 100 PERCENT | | | | | | | | | | | |
| M | 34 | 1.08 | 46 | 4.4 | 94 | 46.5 | 26.5 | 6.0 | 1.8 | 3.4 | 77.0 | 8.1 | 101 | 551 | 80.0 | 8.1 |
| M | 34 | 1.05 | 46 | 4.3 | 89 | 44.1 | 25.6 | 5.0 | 2.0 | 3.5 | 77.2 | 8.1 | 101 | 551 | 81.0 | 8.2 |
| SLM | 34 | 1.05 | 41 | 3.3 | 89 | 44.1 | 24.7 | 5.2 | 2.3 | 4.1 | 74.0 | 7.9 | 96 | 602 | 78.6 | 7.9 |
| MENDOTA | ACALA 4-42 | | | | 100 PERCENT | | | | | | | | | | | |
| M | 34 | 1.06 | 45 | 4.4 | 86 | 42.6 | 26.1 | 6.2 | 1.3 | 2.0 | 76.4 | 8.2 | 100 | 552 | 80.4 | 8.0 |
| M | 34 | 1.05 | 46 | 4.0 | 87 | 43.1 | 24.8 | 5.6 | 1.2 | 3.0 | 77.6 | 7.8 | 102 | 551 | 80.0 | 8.0 |
| M | 34 | 1.08 | 45 | 3.4 | 91 | 45.0 | 26.1 | 5.0 | 1.4 | 2.9 | 77.8 | 8.2 | 102 | 501 | 80.0 | 8.2 |
| ROSEDALE | ACALA 4-42 | | | | 100 PERCENT | | | | | | | | | | | |
| M | 34 | 1.06 | 46 | 4.6 | 95 | 47.0 | 27.0 | 5.5 | 1.2 | 2.0 | 78.0 | 8.1 | 102 | 501 | 80.7 | 8.4 |
| M | 34 | 1.08 | 47 | 4.6 | 93 | 46.0 | 25.8 | 4.8 | 2.0 | 3.6 | 78.0 | 8.0 | 102 | 501 | 80.9 | 8.2 |
| M | 34 | 1.07 | 44 | 4.0 | 91 | 45.0 | 26.5 | 5.0 | 1.3 | 2.6 | 77.5 | 7.5 | 101 | 551 | 80.2 | 7.7 |

Table 6a.--Cotton: Carded yarn processing test results for medium staple varieties by state and market area for samples of modal quality, collected at triweekly intervals, crop of 1961--Continued

| State, Production Area, Chronological sampling, and Classification | | Predominant variety, percentage of variety at gin, and carded yarn processing results | | | | | | | | | | | | | | | | | | | | | | |
|---|---|---|---|---|---|---|---|---|---|---|---|---|---|---|---|---|---|---|---|---|---|---|---|---|
| | | Picker & card waste | Neps in card web | Yarn skein strength | | | Yarn elongation | | Yarn appearance | | | Yarn imprfctns. | | Spin. potential | Trash in fabric | Color--22s grey yarn | | | Color 22s blchd.yarn | | | Color 22s dyed yarn | | |
| Grade | Staple | | | 22s or 26.8tex | 50s or 11.8tex | Average brk.fctr | 22s or 26.8tex | 50s or 11.8tex | 22s or 26.8tex | 50s or 11.8tex | Average | 22s or 26.8tex | 50s or 11.8tex | | | Rflctance | Yellowness | Composite | Rflctance | Yellowness | Composite | Rflctance | Blueness | Composite |
| | 32d in. | Pct. | No. | Lbs. | Lbs. | No. | Pct. | Pct. | Index | Index | Index | No. | No. | No. | Index | Rd | +b | Index | Rd | +b | Index | Rd | -b | Index |
| CALIFORNIA----CONTINUED | | | | | | | | | | | | | | | | | | | | | | | | |
| EARLIMART | | ACALA 4-42 | | | | | 100 PERCENT | | | | | | | | | | | | | | | | | |
| M | 34 | 6.6 | 9 | 130 | 51 | 2705 | 6.3 | 5.2 | 120 | 100 | 110 | 24 | 12 | | 90 | 71.2 | 11.0 | 98 | 82.3 | 3.1 | 98 | 25.9 | 26.7 | 109 |
| M | 34 | 6.3 | 16 | 127 | 52 | 2697 | 5.9 | 5.0 | 120 | 100 | 110 | 19 | 11 | 71 | 100 | 72.0 | 11.4 | 101 | 81.9 | 3.1 | 97 | 26.6 | 25.7 | 103 |
| SLM | 34 | 9.4 | 42 | 123 | 48 | 2553 | 5.9 | 4.6 | 100 | 80 | 90 | 44 | 32 | | 90 | 68.0 | 10.0 | 89 | 80.3 | 3.3 | 93 | 27.1 | 25.6 | 102 |
| FIVE POINTS | | ACALA 4-42 | | | | | 100 PERCENT | | | | | | | | | | | | | | | | | |
| M | 34 | 7.8 | 19 | 133 | 52 | 2763 | 5.9 | 4.8 | 110 | 100 | 105 | 26 | 16 | | 80 | 73.1 | 11.0 | 101 | 82.4 | 2.1 | 103 | 24.0 | 28.9 | 122 |
| M | 35 | 8.3 | 28 | 132 | 53 | 2777 | 6.0 | 4.8 | 100 | 90 | 95 | 38 | 30 | 75 | 90 | 71.9 | 12.0 | 103 | 82.8 | 3.2 | 99 | 24.7 | 27.1 | 113 |
| SLM | 35 | 9.1 | 20 | 131 | 51 | 2716 | 5.8 | 4.5 | 110 | 100 | 105 | 24 | 15 | | 90 | 70.6 | 11.2 | 98 | 82.4 | 3.3 | 98 | 24.9 | 27.0 | 112 |
| FRESNO | | ACALA 4-42 | | | | | 100 PERCENT | | | | | | | | | | | | | | | | | |
| M | 35 | 5.8 | 7 | 132 | 53 | 2777 | 6.3 | 5.1 | 120 | 110 | 115 | 27 | 15 | | 80 | 72.6 | 10.8 | 100 | 82.7 | 2.7 | 101 | 25.8 | 28.0 | 115 |
| M | 35 | 6.6 | 6 | 128 | 52 | 2708 | 6.1 | 4.9 | 120 | 100 | 110 | 17 | 12 | 72 | 90 | 71.9 | 10.5 | 98 | 82.7 | 2.5 | 102 | 26.0 | 26.8 | 109 |
| M | 35 | 7.0 | 15 | 128 | 53 | 2733 | 6.0 | 4.8 | 110 | 110 | 110 | 19 | 13 | | 90 | 71.9 | 11.2 | 100 | 81.4 | 2.2 | 100 | 26.4 | 25.9 | 104 |
| HANFORD | | ACALA 4-42 | | | | | 100 PERCENT | | | | | | | | | | | | | | | | | |
| M | 34 | 7.0 | 14 | 126 | 51 | 2661 | 6.3 | 5.1 | 110 | 100 | 105 | 25 | 17 | | 90 | 72.3 | 11.3 | 101 | 81.3 | 3.0 | 96 | 25.7 | 27.4 | 112 |
| M | 34 | 7.0 | 18 | 126 | 50 | 2636 | 5.9 | 4.6 | 100 | 90 | 95 | 32 | 20 | 67 | 80 | 71.6 | 11.6 | 101 | 82.0 | 2.5 | 100 | 25.3 | 26.3 | 108 |
| M | 34 | 7.9 | 37 | 123 | 49 | 2578 | 5.7 | 4.6 | 100 | 90 | 95 | 37 | 24 | | 90 | 70.6 | 11.0 | 97 | 82.2 | 3.8 | 95 | 26.6 | 25.6 | 103 |
| HOLTVILLE | | DELTAPINE SMOOTHLEAF | | | | | 100 PERCENT | | | | | | | | | | | | | | | | | |
| SM | 34 | 5.7 | 8 | 104 | 36 | 2044 | 5.5 | 4.1 | 120 | 100 | 110 | 14 | 10 | | 90 | 74.8 | 10.6 | 103 | 81.9 | 2.6 | 99 | 25.1 | 27.6 | 114 |
| M LT SP | 33 | 7.7 | 15 | 100 | 36 | 2000 | 5.8 | 4.2 | 110 | 100 | 105 | 24 | 16 | 53 | 90 | 71.4 | 11.5 | 100 | 81.5 | 2.7 | 98 | 25.9 | 27.5 | 112 |
| M | 34 | 7.6 | 13 | 99 | 35 | 1964 | 5.4 | 3.7 | 110 | 100 | 105 | 24 | 15 | | 90 | 74.5 | 10.2 | 101 | 81.4 | 2.8 | 98 | 27.5 | 27.0 | 107 |
| M | 34 | 7.0 | 16 | 102 | 37 | 2047 | 5.2 | 4.0 | 120 | 100 | 110 | 20 | 15 | | 90 | 74.8 | 9.8 | 100 | 81.3 | 2.5 | 99 | 28.2 | 26.2 | 102 |
| SLM | 33 | 7.4 | 39 | 109 | 41 | 2224 | 6.5 | 5.0 | 100 | 80 | 90 | 39 | 29 | 61 | 70 | 71.2 | 10.0 | 95 | 82.3 | 3.5 | 97 | 30.1 | 25.4 | 95 |
| HURON | | ACALA 4-42 | | | | | 100 PERCENT | | | | | | | | | | | | | | | | | |
| M | 35 | 6.6 | 16 | 124 | 50 | 2614 | 5.8 | 4.9 | 110 | 100 | 105 | 28 | 20 | | 90 | 72.4 | 11.6 | 102 | 82.5 | 2.8 | 100 | 25.8 | 27.8 | 113 |
| M | 34 | 7.3 | 12 | 125 | 49 | 2600 | 5.8 | 4.8 | 110 | 100 | 105 | 26 | 18 | 66 | 90 | 73.6 | 10.4 | 100 | 82.1 | 3.1 | 98 | 25.3 | 26.8 | 110 |
| M | 34 | 8.0 | 28 | 122 | 50 | 2592 | 5.9 | 4.7 | 100 | 80 | 90 | 31 | 23 | | 90 | 70.5 | 11.0 | 97 | 81.3 | 3.9 | 93 | 26.0 | 26.4 | 108 |
| KINGSBURG | | ACALA 4-42 | | | | | 100 PERCENT | | | | | | | | | | | | | | | | | |
| M | 34 | 6.2 | 9 | 132 | 51 | 2727 | 5.6 | 4.5 | 100 | 100 | 100 | 42 | 26 | | 60 | 71.6 | 10.6 | 98 | 80.3 | 4.0 | 90 | 25.5 | 26.8 | 110 |
| M | 34 | 6.7 | 8 | 130 | 51 | 2705 | 5.9 | 4.8 | 120 | 100 | 110 | 20 | 15 | 66 | 80 | 72.4 | 10.6 | 99 | 81.7 | 3.2 | 97 | 26.5 | 26.7 | 108 |
| SLM | 34 | 7.8 | 27 | 126 | 50 | 2636 | 5.8 | 4.5 | 100 | 100 | 100 | 32 | 25 | | 90 | 68.8 | 10.4 | 92 | 81.8 | 2.8 | 99 | 26.4 | 26.1 | 105 |
| MC FARLAND | | ACALA 4-42 | | | | | 100 PERCENT | | | | | | | | | | | | | | | | | |
| M | 34 | 7.5 | 22 | 124 | 49 | 2589 | 6.3 | 5.0 | 100 | 90 | 95 | 39 | 28 | | 70 | 73.4 | 10.1 | 99 | 82.5 | 3.1 | 99 | 25.3 | 27.7 | 114 |
| M | 34 | 8.2 | 24 | 121 | 47 | 2506 | 5.6 | 4.7 | 100 | 90 | 95 | 34 | 26 | 63 | 80 | 72.7 | 11.0 | 101 | 81.9 | 2.5 | 100 | 24.9 | 26.7 | 111 |
| SLM | 34 | 10.6 | 79 | 113 | 43 | 2318 | 5.6 | 4.3 | 70 | 60 | 65 | 76 | 63 | | 70 | 69.0 | 10.6 | 92 | 81.0 | 3.9 | 92 | 27.7 | 25.1 | 99 |
| MENDOTA | | ACALA 4-42 | | | | | 100 PERCENT | | | | | | | | | | | | | | | | | |
| M | 34 | 6.0 | 12 | 124 | 49 | 2589 | 6.5 | 5.4 | 120 | 100 | 110 | 32 | 21 | | 80 | 72.5 | 10.5 | 99 | 81.9 | 2.8 | 99 | 24.9 | 27.8 | 115 |
| M | 34 | 6.4 | 8 | 125 | 49 | 2600 | 6.4 | 5.0 | 120 | 110 | 115 | 18 | 12 | 70 | 100 | 73.0 | 10.8 | 101 | 81.9 | 3.5 | 96 | 25.5 | 26.8 | 110 |
| M | 34 | 8.5 | 21 | 127 | 50 | 2647 | 5.9 | 4.8 | 110 | 100 | 105 | 27 | 16 | | 90 | 72.2 | 11.4 | 101 | 83.2 | 3.0 | 101 | 25.6 | 25.5 | 105 |
| ROSEDALE | | ACALA 4-42 | | | | | 100 PERCENT | | | | | | | | | | | | | | | | | |
| M | 34 | 6.6 | 16 | 130 | 51 | 2705 | 6.3 | 5.3 | 110 | 100 | 105 | 25 | 16 | | 90 | 72.7 | 10.8 | 100 | 81.9 | 2.8 | 98 | 25.1 | 27.2 | 112 |
| M | 34 | 7.0 | 13 | 128 | 51 | 2683 | 5.8 | 4.7 | 120 | 110 | 115 | 19 | 12 | 70 | 100 | 73.1 | 10.8 | 101 | 82.0 | 2.7 | 99 | 24.8 | 27.0 | 112 |
| M | 34 | 6.8 | 31 | 133 | 52 | 2763 | 6.2 | 4.8 | 100 | 90 | 95 | 30 | 22 | | 90 | 72.4 | 10.2 | 98 | 81.9 | 2.9 | 98 | 27.2 | 25.8 | 103 |

Table 6.--Cotton: Fiber test results for medium staple varieties by state and market area for samples of modal quality, collected at triweekly intervals, crop of 1961--Continued

| State, Production Area, Chronological sampling and Classification | | Predominant variety, percentage of variety at gin, and fiber test results | | | | | | | | | | | | | | |
|---|---|---|---|---|---|---|---|---|---|---|---|---|---|---|---|---|
| | | Digital Fibrograph | | Micro-naire | Fiber strength | | | Elon-gation 1/8" | Shirley Analyzer | | Color of raw stock | | | | Color of cleaned lint | |
| | | | | | Zero gauge | | 1/8" gauge | | Visible waste | Total waste | Reflect-ance | Yellow-ness | Composite | | Reflect-ance | Yellow-ness |
| Grade | Staple | 2.5% span length | 50/2.5 unif. | | | | | | | | | | | | | |
| | 32d in. | In. | Pct. | Rdg. | Mpsi | G/tex | G/tex | Pct. | Pct. | Pct. | Rd | +b | Index | Code | Rd | +b |
| CALIFORNIA----CONTINUED | | | | | | | | | | | | | | | | |
| STRATFORD | ACALA 4-42 | | | | 100 PERCENT | | | | | | | | | | | |
| M | 34 | 1.08 | 47 | 4.6 | 93 | 46.0 | 28.0 | 5.8 | 1.4 | 2.3 | 76.5 | 8.4 | 100 | 552 | 77.3 | 8.7 |
| M | 34 | 1.03 | 48 | 4.7 | 91 | 45.0 | 26.0 | 4.6 | 1.3 | 2.7 | 77.9 | 7.8 | 102 | 551 | 81.5 | 7.9 |
| SLM | 34 | 1.03 | 45 | 4.0 | 90 | 44.6 | 24.7 | 4.8 | 2.8 | 4.2 | 71.5 | 7.9 | 92 | 652 | 76.9 | 8.1 |
| THERMAL | DELTAPINE SMOOTHLEAF | | | | 100 PERCENT | | | | | | | | | | | |
| SLM | 34 | 1.08 | 44 | 5.0 | 88 | 43.6 | 24.2 | 5.0 | 1.3 | 2.2 | 74.6 | 8.9 | 98 | 552 | 78.6 | 8.9 |
| SM | 34 | 1.05 | 44 | 5.2 | 89 | 44.1 | 24.5 | 5.1 | .8 | 1.9 | 78.6 | 8.7 | 103 | 452 | 80.0 | 8.5 |
| SM | 34 | 1.10 | 45 | 5.0 | 88 | 43.6 | 24.1 | 5.8 | .9 | 2.4 | 79.2 | 8.0 | 104 | 501 | 82.1 | 7.8 |
| SLM | 34 | 1.07 | 43 | 5.0 | 83 | 41.1 | 23.9 | 4.9 | 1.4 | 2.6 | 75.9 | 8.2 | 100 | 552 | 79.6 | 8.2 |
| M | 34 | 1.02 | 43 | 5.0 | 86 | 42.6 | 23.5 | 4.5 | 1.2 | 2.9 | 76.8 | 7.7 | 100 | 551 | 79.3 | 8.0 |
| M | 34 | 1.08 | 42 | 3.8 | 80 | 39.6 | 23.1 | 6.3 | .8 | 2.2 | 77.6 | 7.8 | 101 | 551 | 80.6 | 7.8 |
| TULARE | ACALA 4-42 | | | | 100 PERCENT | | | | | | | | | | | |
| M | 34 | 1.06 | 45 | 4.7 | 94 | 46.5 | 25.8 | 5.4 | 1.3 | 2.3 | 77.2 | 8.4 | 101 | 502 | 80.0 | 8.2 |
| M | 34 | 1.04 | 46 | 4.6 | 93 | 46.0 | 25.8 | 4.5 | 1.5 | 2.9 | 77.2 | 8.6 | 102 | 502 | 80.0 | 8.2 |
| M | 34 | 1.07 | 46 | 4.4 | 96 | 47.5 | 26.6 | 4.9 | 1.4 | 2.4 | 77.0 | 7.7 | 100 | 551 | 80.4 | 7.9 |
| VISALIA | ACALA 4-42 | | | | 100 PERCENT | | | | | | | | | | | |
| M | 34 | 1.04 | 47 | 4.8 | 98 | 48.5 | 26.6 | 5.2 | 1.3 | 2.2 | 76.5 | 8.4 | 100 | 552 | 77.5 | 8.5 |
| M | 34 | 1.08 | 47 | 4.1 | 92 | 45.5 | 25.9 | 4.8 | 2.0 | 3.1 | 77.0 | 8.0 | 101 | 551 | 80.8 | 7.7 |
| M | 34 | 1.07 | 46 | 4.2 | 95 | 47.0 | 27.7 | 4.6 | 1.2 | 2.6 | 77.8 | 7.8 | 101 | 551 | 80.5 | 7.9 |
| WESTMORLAND | DELTAPINE SMOOTHLEAF | | | | 100 PERCENT | | | | | | | | | | | |
| M | 34 | 1.06 | 43 | 5.2 | 89 | 44.1 | 23.1 | 4.2 | 1.5 | 3.2 | 77.2 | 8.1 | 101 | 551 | 81.4 | 8.6 |
| M | 34 | 1.07 | 42 | 4.9 | 88 | 43.6 | 24.1 | 4.8 | 1.0 | 2.5 | 79.0 | 7.7 | 103 | 501 | 81.0 | 8.2 |
| M | 34 | 1.05 | 41 | 4.6 | 84 | 41.6 | 23.6 | 5.0 | 1.2 | 2.2 | 77.6 | 7.8 | 101 | 551 | 81.0 | 7.8 |
| M | 33 | 1.04 | 41 | 3.0 | 84 | 42.1 | 24.1 | 5.7 | 1.3 | 2.9 | 78.2 | 7.4 | 102 | 551 | 79.8 | 7.4 |
| WHEELER RIDGE | ACALA 4-42 | | | | 100 PERCENT | | | | | | | | | | | |
| M | 35 | 1.07 | 46 | 4.4 | 90 | 44.6 | 26.5 | 5.5 | 1.6 | 2.4 | 77.0 | 8.6 | 102 | 502 | 79.9 | 8.4 |
| M | 34 | 1.07 | 44 | 4.4 | 93 | 46.0 | 25.7 | 5.8 | 1.2 | 2.0 | 77.2 | 8.4 | 102 | 502 | 79.5 | 8.2 |
| M | 34 | 1.07 | 46 | 3.8 | 95 | 47.0 | 26.1 | 5.0 | 1.8 | 3.3 | 76.2 | 8.2 | 100 | 552 | 79.2 | 8.4 |
| WOODVILLE | ACALA 4-42 | | | | 100 PERCENT | | | | | | | | | | | |
| M | 34 | 1.06 | 46 | 4.4 | 95 | 47.0 | 26.1 | 5.4 | 1.3 | 2.4 | 77.1 | 8.4 | 102 | 502 | 79.1 | 8.3 |
| M | 34 | 1.07 | 47 | 4.3 | 94 | 46.5 | 26.0 | 4.6 | 1.2 | 2.7 | 77.0 | 8.4 | 101 | 502 | 80.3 | 8.4 |
| SLM | 34 | 1.05 | 44 | 3.4 | 92 | 45.5 | 25.1 | 4.9 | 1.8 | 3.5 | 74.1 | 7.7 | 97 | 601 | 76.5 | 8.0 |
| FLORIDA | | | | | | | | | | | | | | | | |
| JAY | MIXED-MAINLY COKER | | | | | | | | | | | | | | | |
| LM | 33 | 1.01 | 42 | 4.0 | 72 | 35.7 | 17.2 | 6.5 | 2.0 | 3.3 | 67.6 | 8.4 | 85 | 703 | 70.0 | 8.6 |
| LM | 33 | 1.05 | 44 | 3.8 | 68 | 33.7 | 17.7 | 7.1 | 2.5 | 3.6 | 69.4 | 7.6 | 88 | 702 | 72.2 | 8.0 |
| LM | 33 | 1.03 | 43 | 3.8 | 70 | 34.6 | 19.7 | 7.0 | 2.3 | 3.6 | 68.7 | 7.8 | 87 | 702 | 73.2 | 7.9 |
| GEORGIA | | | | | | | | | | | | | | | | |
| BELLVILLE | COKER 100 | | | | 80 PERCENT | | | | | | | | | | | |
| M LT GR | 33 | 1.01 | 42 | 4.2 | 74 | 36.4 | 17.8 | 6.3 | .9 | 2.1 | 68.3 | 8.4 | 87 | 703 | 69.5 | 8.4 |
| M LT GR | 33 | 1.03 | 40 | 4.4 | 73 | 36.1 | 17.0 | 5.8 | 1.2 | 2.9 | 66.5 | 8.4 | 84 | 703 | 67.7 | 8.4 |
| M LT GR | 32 | .97 | 41 | 4.2 | 76 | 37.9 | 17.6 | 5.5 | 1.3 | 2.6 | 66.7 | 8.4 | 84 | 703 | 68.7 | 8.2 |

Table 6a.--Cotton: Carded yarn processing test results for medium staple varieties by state and market area for samples of modal quality, collected at triweekly intervals, crop of 1961--Continued

| State, Production Area, Chronological sampling, and Classification | | Predominant variety, percentage of variety at gin, and carded yarn processing results | | | | | | | | | | | | | | | | | | | | | | |
|---|---|---|---|---|---|---|---|---|---|---|---|---|---|---|---|---|---|---|---|---|---|---|---|---|
| | | Picker & card waste | Neps in card web | Yarn skein strength | | | Yarn elongation | | Yarn appearance | | | Yarn imprfctns. | | Spin. potential | Trash in fabric | Color-22s grey yarn | | | | Color 22s blchd.yarn | | | Color 22s dyed yarn | | |
| Grade | Staple | | | 22s or 26.8tex | 50s or 11.8tex | Average brk.fctr | 22s or 26.8tex | 50s or 11.8tex | 22s or 26.8tex | 50s or 11.8tex | Average | 22s or 26.8tex | 50s or 11.8tex | | | Rflctance | Yellowness | Composite | | Rflctance | Yellowness | Composite | Rflctance | Blueness | Composite |
| | 32d in. | Pct. | No. | Lbs. | Lbs. | No. | Pct. | Pct. | Index | Index | Index | No. | No. | No. | Index | Rd | +b | Index | | Rd | +b | Index | Rd | -b | Index |
| CALIFORNIA----CONTINUED | | | | | | | | | | | | | | | | | | | | | | | | | |
| STRATFORD | | ACALA 4-42 | | | | | 100 PERCENT | | | | | | | | | | | | | | | | | | |
| M | 34 | 7.6 | 12 | 128 | 50 | 2658 | 5.7 | 4.4 | 110 | 100 | 105 | 31 | 19 | | 80 | 72.0 | 12.0 | 103 | | 82.2 | 2.5 | 100 | 25.3 | 28.1 | 116 |
| M | 34 | 7.0 | 11 | 125 | 49 | 2600 | 5.8 | 4.7 | 120 | 100 | 110 | 16 | 10 | 68 | 100 | 72.8 | 10.6 | 100 | | 82.8 | 2.1 | 104 | 25.6 | 26.0 | 107 |
| SLM | 34 | 10.3 | 38 | 121 | 46 | 2481 | 5.5 | 4.3 | 100 | 90 | 95 | 40 | 28 | | 90 | 65.5 | 10.8 | 86 | | 79.9 | 3.9 | 90 | 26.6 | 25.5 | 103 |
| THERMAL | | DELTAPINE SMOOTHLEAF | | | | | 100 PERCENT | | | | | | | | | | | | | | | | | | |
| SLM | 34 | 5.9 | 13 | 107 | 38 | 2127 | 5.6 | 4.1 | 110 | 110 | 110 | 28 | 17 | | 70 | 71.0 | 11.1 | 98 | | 81.2 | 2.8 | 97 | 26.5 | 25.3 | 102 |
| SM | 34 | 5.8 | 12 | 107 | 38 | 2127 | 5.7 | 4.1 | 110 | 100 | 105 | 22 | 16 | 58 | 80 | 74.9 | 10.4 | 102 | | 81.3 | 2.3 | 99 | 25.9 | 27.4 | 112 |
| SM | 34 | 6.5 | 14 | 108 | 39 | 2163 | 5.6 | 4.6 | 120 | 110 | 115 | 25 | 16 | | 80 | 73.4 | 9.6 | 98 | | 83.0 | 2.7 | 102 | 25.7 | 28.4 | 117 |
| SLM | 34 | 8.2 | 14 | 104 | 36 | 2044 | 5.4 | 3.7 | 120 | 100 | 110 | 24 | 16 | | 80 | 72.0 | 10.6 | 98 | | 82.2 | 2.6 | 100 | 27.0 | 26.6 | 106 |
| M | 34 | 8.8 | 15 | 98 | 33 | 1903 | 4.9 | 3.7 | 110 | 90 | 100 | 17 | 12 | 49 | 90 | 73.4 | 10.0 | 99 | | 81.3 | 2.2 | 100 | 27.0 | 27.1 | 108 |
| M | 34 | 6.0 | 32 | 108 | 40 | 2188 | 6.2 | 5.2 | 100 | 90 | 95 | 33 | 24 | | 80 | 72.8 | 10.2 | 99 | | 81.7 | 2.3 | 100 | 28.4 | 25.4 | 99 |
| TULARE | | ACALA 4-42 | | | | | 100 PERCENT | | | | | | | | | | | | | | | | | | |
| M | 34 | 7.0 | 13 | 127 | 49 | 2622 | 5.9 | 4.6 | 110 | 100 | 105 | 40 | 25 | | 70 | 72.0 | 11.2 | 100 | | 81.4 | 2.8 | 98 | 26.7 | 27.3 | 110 |
| M | 34 | 7.8 | 14 | 130 | 49 | 2655 | 5.4 | 4.3 | 110 | 100 | 105 | 25 | 21 | 70 | 80 | 71.5 | 11.2 | 100 | | 82.0 | 2.5 | 100 | 26.5 | 27.2 | 109 |
| M | 34 | 7.4 | 17 | 131 | 52 | 2741 | 5.6 | 4.6 | 110 | 90 | 100 | 25 | 13 | | 90 | 72.3 | 10.4 | 98 | | 81.8 | 2.8 | 98 | 26.6 | 26.2 | 105 |
| VISALIA | | ACALA 4-42 | | | | | 100 PERCENT | | | | | | | | | | | | | | | | | | |
| M | 34 | 5.7 | 8 | 125 | 49 | 2600 | 5.8 | 4.3 | 120 | 100 | 110 | 20 | 12 | | 80 | 71.0 | 11.4 | 99 | | 81.4 | 2.3 | 99 | 25.8 | 26.8 | 109 |
| M | 34 | 6.3 | 12 | 129 | 51 | 2694 | 6.2 | 4.8 | 120 | 110 | 115 | 20 | 14 | 68 | 90 | 71.4 | 10.3 | 96 | | 82.7 | 3.6 | 97 | 26.3 | 25.6 | 104 |
| M | 34 | 6.6 | 15 | 127 | 50 | 2647 | 5.7 | 4.7 | 110 | 100 | 105 | 24 | 14 | | 100 | 70.7 | 11.0 | 97 | | 82.2 | 4.4 | 93 | 27.4 | 26.5 | 105 |
| WESTMORLAND | | DELTAPINE SMOOTHLEAF | | | | | 100 PERCENT | | | | | | | | | | | | | | | | | | |
| M | 34 | 7.3 | 16 | 99 | 34 | 1939 | 5.4 | 3.9 | 110 | 100 | 105 | 21 | 16 | | 80 | 74.6 | 9.8 | 100 | | 82.6 | 2.0 | 103 | 28.0 | 27.1 | 106 |
| M | 34 | 7.7 | 9 | 102 | 36 | 2022 | 5.4 | 3.7 | 110 | 100 | 105 | 20 | 15 | 59 | 90 | 74.7 | 10.0 | 100 | | 82.5 | 2.5 | 101 | 27.2 | 26.8 | 107 |
| M | 34 | 7.6 | 22 | 103 | 37 | 2058 | 5.4 | 4.2 | 100 | 90 | 95 | 28 | 20 | | 90 | 74.1 | 10.2 | 101 | | 82.1 | 2.6 | 100 | 27.0 | 26.4 | 106 |
| M | 33 | 6.8 | 67 | 107 | 40 | 2177 | 6.2 | 4.8 | 90 | 60 | 75 | 49 | 38 | | 80 | 60.6 | 11.2 | 78 | | 81.7 | 2.9 | 98 | 29.8 | 24.9 | 94 |
| WHEELER RIDGE | | ACALA 4-42 | | | | | 100 PERCENT | | | | | | | | | | | | | | | | | | |
| M | 35 | 6.4 | 18 | 131 | 52 | 2741 | 6.1 | 5.1 | 100 | 90 | 95 | 30 | 18 | | 80 | 72.8 | 10.9 | 100 | | 81.2 | 2.5 | 98 | 24.9 | 29.1 | 121 |
| M | 34 | 7.2 | 17 | 126 | 48 | 2586 | 6.4 | 4.9 | 110 | 90 | 100 | 30 | 20 | 65 | 90 | 72.4 | 11.2 | 101 | | 82.6 | 2.2 | 103 | 25.6 | 27.0 | 111 |
| M | 34 | 7.7 | 15 | 130 | 51 | 2705 | 5.9 | 4.9 | 110 | 90 | 100 | 23 | 14 | | 90 | 70.8 | 11.3 | 99 | | 82.2 | 2.7 | 102 | 26.0 | 25.7 | 105 |
| WOODVILLE | | ACALA 4-42 | | | | | 100 PERCENT | | | | | | | | | | | | | | | | | | |
| M | 34 | 6.8 | 13 | 129 | 52 | 2719 | 6.1 | 4.8 | 110 | 100 | 105 | 24 | 12 | | 90 | 73.0 | 11.1 | 102 | | 82.0 | 2.8 | 99 | 26.1 | 26.8 | 109 |
| M | 34 | 6.4 | 19 | 125 | 49 | 2600 | 5.8 | 4.4 | 110 | 100 | 105 | 25 | 18 | 68 | 90 | 71.9 | 11.5 | 101 | | 82.3 | 2.1 | 102 | 26.0 | 25.5 | 104 |
| SLM | 34 | 9.1 | 53 | 124 | 49 | 2589 | 5.6 | 4.7 | 90 | 70 | 80 | 52 | 38 | | 80 | 67.4 | 10.2 | 88 | | 80.6 | 3.2 | 94 | 27.4 | 25.4 | 100 |
| FLORIDA | | | | | | | | | | | | | | | | | | | | | | | | | |
| JAY | | MIXED-MAINLY COKER | | | | | | | | | | | | | | | | | | | | | | | |
| LM | 33 | 9.6 | 14 | 80 | 25 | 1505 | 5.5 | 3.7 | 100 | 90 | 95 | 31 | 21 | | 70 | 61.6 | 10.8 | 79 | | 82.8 | 3.6 | 98 | 28.4 | 24.9 | 97 |
| LM | 33 | 9.6 | 21 | 93 | 32 | 1823 | 6.0 | 4.8 | 100 | 90 | 95 | 29 | 19 | 53 | 70 | 65.1 | 10.2 | 84 | | 83.2 | 2.3 | 104 | 27.2 | 27.6 | 110 |
| LM | 33 | 9.3 | 30 | 98 | 33 | 1903 | 6.8 | 4.9 | 100 | 90 | 95 | 39 | 27 | | 80 | 65.9 | 10.0 | 85 | | 82.3 | 3.5 | 97 | 28.3 | 25.5 | 99 |
| GEORGIA | | | | | | | | | | | | | | | | | | | | | | | | | |
| BELLVILLE | | COKER 100 | | | | | 80 PERCENT | | | | | | | | | | | | | | | | | | |
| M LT GR | 33 | 9.6 | 17 | 73 | 27 1/ | 1397 | 4.6 | 3.6 | 110 | 100 | 105 | 21 | 17 | 3/ | 80 | 62.3 | 10.2 | 79 | | 81.5 | 3.3 | 96 | 29.0 | 24.9 | 96 |
| M LT GR | 33 | 8.9 | 13 | 65 | 31 2/ | 1273 | 4.4 | 3.6 | 100 | 90 | 95 | 24 | 21 | | 80 | 62.1 | 10.3 | 79 | | 82.3 | 3.3 | 98 | 29.5 | 25.7 | 98 |
| M LT GR | 32 | 8.8 | 23 | 63 | 29 2/ | 1215 | 4.1 | 3.5 | 100 | 90 | 95 | 26 | 26 | | 90 | 63.2 | 10.7 | 82 | | 83.3 | 2.8 | 102 | 30.2 | 24.7 | 92 |

1/ Results for 44s yarn because cotton would not spin 50s yarn.
2/ Results for 36s yarn because cotton would not spin either 50s or 44s yarn.
3/ Below the range of results that can be obtained by the procedure used for testing medium staple cottons.

Table 6.--Cotton: Fiber test results for medium staple varieties by state and market area for samples of modal quality, collected at triweekly intervals, crop of 1961--Continued

| State, Production Area, Chronological sampling and Classification | | Predominant variety, percentage of variety at gin, and fiber test results | | | | | | | | | | | | | | |
|---|---|---|---|---|---|---|---|---|---|---|---|---|---|---|---|---|
| | | Digital Fibrograph | | Micro-naire | Fiber strength | | | Elon-gation 1/8" | Shirley Analyzer | | Color of raw stock | | | | Color of cleaned lint | |
| | | | | | Zero gauge | | 1/8" gauge | | Visible waste | Total waste | Reflect-ance | Yellow-ness | Composite | | Reflect-ance | Yellow-ness |
| Grade | Staple | 2.5% span length | 50/2.5 unif. | | | | | | | | | | | | | |
| | 32d in. | In. | Pct. | Rdg. | Mpsi | G/tex | G/tex | Pct. | Pct. | Pct. | Rd | +b | Index | Code | Rd | +b |
| GEORGIA----CONTINUED | | | | | | | | | | | | | | | | |
| BUTLER | EMPIRE | | | | 95 PERCENT | | | | | | | | | | | |
| M | 34 | 1.03 | 47 | 4.6 | 76 | 37.6 | 20.3 | 6.1 | .9 | 1.2 | 76.3 | 9.2 | 101 | 502 | 76.8 | 9.0 |
| M | 34 | 1.05 | 46 | 4.3 | 78 | 38.8 | 21.4 | 6.2 | 1.0 | 1.6 | 77.0 | 8.8 | 102 | 502 | 79.7 | 8.6 |
| SLM | 34 | 1.06 | 45 | 3.6 | 79 | 39.1 | 20.6 | 6.3 | 2.6 | 3.4 | 76.6 | 7.8 | 101 | 551 | 79.6 | 7.8 |
| COMMERCE | DEKALB 220 | | | | 100 PERCENT | | | | | | | | | | | |
| M | 34 | 1.07 | 45 | 4.6 | 80 | 39.7 | 22.3 | 6.4 | .8 | 1.5 | 76.1 | 8.6 | 101 | 552 | 77.6 | 8.7 |
| M | 34 | 1.06 | 45 | 4.4 | 78 | 38.4 | 21.6 | 7.0 | 1.2 | 1.7 | 77.1 | 8.8 | 102 | 502 | 78.6 | 8.6 |
| CONYERS | COKER 100 | | | | 90 PERCENT | | | | | | | | | | | |
| M | 35 | 1.12 | 46 | 4.4 | 79 | 39.0 | 21.2 | 7.4 | 1.2 | 1.6 | 75.3 | 9.0 | 100 | 552 | 77.4 | 8.8 |
| M | 35 | 1.10 | 45 | 4.2 | 82 | 40.4 | 22.9 | 6.9 | 1.1 | 1.4 | 76.2 | 9.0 | 101 | 502 | 77.5 | 8.7 |
| M | 35 | 1.08 | 45 | 4.0 | 74 | 36.5 | 20.2 | 7.1 | 1.5 | 2.2 | 78.0 | 8.8 | 103 | 452 | 78.5 | 8.6 |
| DANIELSVILLE | DEKALB 108 | | | | 100 PERCENT | | | | | | | | | | | |
| M | 34 | 1.10 | 44 | 4.6 | 79 | 39.0 | 21.2 | 6.6 | 1.7 | 2.2 | 76.5 | 8.6 | 101 | 552 | 79.0 | 8.6 |
| M | 35 | 1.07 | 45 | 4.4 | 80 | 39.5 | 22.3 | 6.2 | 1.6 | 2.4 | 76.1 | 8.4 | 101 | 552 | 78.6 | 8.8 |
| M | 35 | 1.07 | 44 | 4.2 | 80 | 39.4 | 20.7 | 6.9 | 1.5 | 2.4 | 76.9 | 8.4 | 102 | 502 | 79.7 | 8.6 |
| FITZGERALD | COKER 100 | | | | 84 PERCENT | | | | | | | | | | | |
| M | 34 | 1.01 | 44 | 3.9 | 81 | 39.9 | 18.9 | 5.4 | 1.0 | 1.7 | 74.0 | 9.2 | 98 | 553 | 76.8 | 9.9 |
| SLM | 32 | .97 | 43 | 4.2 | 79 | 39.3 | 18.3 | 5.9 | 1.7 | 2.8 | 71.2 | 8.8 | 94 | 603 | 74.0 | 9.1 |
| SLM | 32 | .96 | 43 | 4.5 | 81 | 40.0 | 18.2 | 5.6 | 1.7 | 3.0 | 71.3 | 8.5 | 93 | 653 | 73.6 | 9.1 |
| HARALSON | EMPIRE | | | | 100 PERCENT | | | | | | | | | | | |
| M | 35 | 1.10 | 47 | 4.2 | 82 | 40.7 | 22.3 | 6.2 | 1.3 | 2.1 | 75.9 | 8.4 | 100 | 552 | 77.8 | 8.6 |
| M | 36 | 1.13 | 46 | 4.0 | 80 | 39.7 | 23.8 | 6.7 | 1.3 | 2.0 | 76.8 | 8.6 | 101 | 502 | 79.2 | 8.5 |
| SLM | 35 | 1.10 | 46 | 3.7 | 77 | 37.9 | 20.1 | 6.7 | 2.3 | 3.4 | 75.5 | 7.8 | 99 | 601 | 80.1 | 8.3 |
| PINEHURST | COKER 100 | | | | 90 PERCENT | | | | | | | | | | | |
| M | 34 | 1.02 | 46 | 4.5 | 84 | 41.8 | 21.0 | 5.9 | 1.0 | 1.8 | 74.8 | 9.4 | 99 | 503 | 76.0 | 9.3 |
| SLM | 33 | 1.01 | 45 | 4.5 | 81 | 39.9 | 21.2 | 6.9 | 1.7 | 2.6 | 73.6 | 8.6 | 97 | 602 | 75.0 | 9.0 |
| SLM | 33 | 1.03 | 46 | 4.6 | 80 | 39.7 | 20.8 | 6.2 | 1.8 | 2.9 | 72.2 | 8.5 | 95 | 602 | 74.9 | 8.9 |
| LOUISIANA | | | | | | | | | | | | | | | | |
| LAFAYETTE | DELTAPINE SMOOTHLEAF | | | | 99 PERCENT | | | | | | | | | | | |
| SM LT GR | 33 | 1.02 | 44 | 5.0 | 76 | 37.6 | 20.5 | 6.2 | 1.0 | 2.0 | 70.9 | 8.7 | 92 | 653 | 73.1 | 8.7 |
| SM LT GR | 33 | 1.02 | 44 | 5.0 | 71 | 35.1 | 18.8 | 6.3 | 1.0 | 2.3 | 71.4 | 8.4 | 93 | 652 | 73.5 | 8.6 |
| SM LT GR | 34 | 1.01 | 44 | 4.9 | 74 | 36.6 | 20.1 | 6.4 | 1.0 | 2.2 | 71.5 | 7.9 | 92 | 652 | 73.8 | 8.1 |
| LAKE PROVIDENCE | DELTAPINE SMOOTHLEAF | | | | 80 PERCENT | | | | | | | | | | | |
| SM | 34 | 1.06 | 43 | 4.8 | 76 | 37.6 | 21.6 | 6.6 | .7 | 1.6 | 78.9 | 8.2 | 103 | 501 | 80.6 | 8.0 |
| M | 35 | 1.08 | 44 | 4.4 | 78 | 38.6 | 23.7 | 7.3 | .9 | 1.9 | 78.4 | 8.0 | 102 | 501 | 80.8 | 8.0 |
| M | 34 | 1.08 | 42 | 3.6 | 77 | 38.1 | 22.8 | 6.6 | .8 | 2.1 | 79.0 | 8.3 | 104 | 451 | 81.1 | 8.1 |
| NATCHITOCHES | DELTAPINE 15 | | | | 95 PERCENT | | | | | | | | | | | |
| M | 34 | 1.06 | 42 | 4.2 | 77 | 38.1 | 21.4 | 6.3 | 1.0 | 2.1 | 76.2 | 8.5 | 100 | 552 | 77.9 | 8.5 |
| M | 35 | 1.10 | 44 | 4.0 | 79 | 39.1 | 21.8 | 7.3 | 1.0 | 2.8 | 78.5 | 8.1 | 103 | 501 | 81.5 | 8.0 |
| SLM | 34 | 1.07 | 43 | 4.0 | 75 | 37.1 | 21.1 | 5.8 | 1.1 | 2.6 | 75.0 | 7.9 | 98 | 602 | 77.2 | 8.5 |

Table 6a.--Cotton: Carded yarn processing test results for medium staple varieties by state and market area for samples of modal quality, collected at triweekly intervals, crop of 1961--Continued

| State, Production Area, Chronological sampling, and Classification | | Predominant variety, percentage of variety at gin, and carded yarn processing results | | | | | | | | | | | | | | | | | | | | | | |
|---|---|---|---|---|---|---|---|---|---|---|---|---|---|---|---|---|---|---|---|---|---|---|---|---|
| | | Picker & card waste | Neps in card web | Yarn skein strength | | | Yarn elongation | | Yarn appearance | | | Yarn imprfctns. | | Spin. potential | Trash in fabric | Color-22s grey yarn | | | | Color 22s blchd.yarn | | | Color 22s dyed yarn | | |
| | | | | 22s or 26.8tex | 50s or 11.8tex | Average brk.fctr | 22s or 26.8tex | 50s or 11.8tex | 22s or 26.8tex | 50s or 11.8tex | Average | 22s or 26.8tex | 50s or 11.8tex | | | Rflct-ance | Yellow-ness | Com-posite | Rflct-ance | Yellow-ness | Com-posite | Rflct-ance | Blue-ness | Com-posite |
| Grade | Staple | | | | | | | | | | | | | | | | | | | | | | | |
| | 32d in. | Pct. | No. | Lbs. | Lbs. | No. | Pct. | Pct. | Index | Index | Index | No. | No. | No. | Index | Rd | +b | Index | Rd | +b | Index | Rd | -b | Index |
| GEORGIA----CONTINUED | | | | | | | | | | | | | | | | | | | | | | | | |
| BUTLER | | EMPIRE | | | | | 95 PERCENT | | | | | | | | | | | | | | | | | |
| M | 34 | 7.1 | 9 | 101 | 33 | 1936 | 5.8 | 4.4 | 120 | 110 | 115 | 11 | 8 | | 90 | 70.2 | 11.5 | 98 | 82.4 | 2.0 | 103 | 27.0 | 26.0 | 104 |
| M | 34 | 5.8 | 12 | 107 | 38 | 2127 | 6.4 | 4.8 | 120 | 110 | 115 | 13 | 8 | 59 | 100 | 73.2 | 11.4 | 103 | 82.6 | 3.0 | 100 | 26.7 | 27.3 | 110 |
| SLM | 34 | 8.8 | 16 | 111 | 39 | 2196 | 6.4 | 4.8 | 120 | 110 | 115 | 25 | 15 | | 90 | 72.6 | 10.4 | 98 | 81.6 | 2.7 | 98 | 27.6 | 25.7 | 101 |
| COMMERCE | | DEKALB 220 | | | | | 100 PERCENT | | | | | | | | | | | | | | | | | |
| M | 34 | 6.2 | 17 | 114 | 39 | 2229 | 6.8 | 5.2 | 110 | 110 | 110 | 17 | 12 | | 90 | 71.6 | 11.8 | 101 | 82.1 | 2.8 | 99 | 25.4 | 26.8 | 111 |
| M | 34 | 7.6 | 22 | 107 | 38 | 2127 | 6.7 | 5.1 | 110 | 100 | 105 | 23 | 18 | 60 | 90 | 72.4 | 11.6 | 102 | 82.2 | 2.9 | 99 | 26.6 | 26.7 | 107 |
| CONYERS | | COKER 100 | | | | | 90 PERCENT | | | | | | | | | | | | | | | | | |
| M | 35 | 7.0 | 13 | 117 | 42 | 2337 | 6.4 | 5.2 | 110 | 100 | 105 | 16 | 10 | | 90 | 71.7 | 11.6 | 101 | 82.2 | 2.5 | 100 | 25.8 | 28.2 | 115 |
| M | 35 | 6.4 | 15 | 119 | 44 | 2409 | 6.8 | 5.5 | 120 | 100 | 110 | 21 | 16 | 68 | 90 | 71.8 | 11.4 | 101 | 82.7 | 2.2 | 103 | 25.3 | 27.3 | 112 |
| M | 35 | 7.5 | 16 | 112 | 38 | 2182 | 7.1 | 5.3 | 100 | 100 | 100 | 24 | 16 | | 100 | 72.4 | 11.9 | 103 | 82.4 | 2.7 | 100 | 26.6 | 26.3 | 106 |
| DANIELSVILLE | | DEKALB 108 | | | | | 100 PERCENT | | | | | | | | | | | | | | | | | |
| M | 34 | 7.4 | 12 | 118 | 41 | 2323 | 6.5 | 5.1 | 110 | 100 | 105 | 11 | 9 | | 90 | 71.6 | 11.2 | 99 | 82.4 | 2.2 | 102 | 25.9 | 28.1 | 115 |
| M | 35 | 6.8 | 22 | 117 | 42 | 2337 | 6.8 | 5.2 | 120 | 100 | 110 | 15 | 12 | 59 | 100 | 72.0 | 11.3 | 101 | 82.4 | 2.7 | 100 | 26.1 | 27.2 | 110 |
| M | 35 | 7.7 | 20 | 114 | 41 | 2279 | 6.8 | 5.4 | 110 | 100 | 105 | 16 | 16 | | 100 | 72.4 | 11.7 | 103 | 84.2 | 2.0 | 107 | 25.9 | 27.8 | 113 |
| FITZGERALD | | COKER 100 | | | | | 84 PERCENT | | | | | | | | | | | | | | | | | |
| M | 34 | 7.3 | 34 | 91 | 28 | 1701 | 5.1 | 3.5 | 120 | 100 | 110 | 14 | 10 | | 90 | 68.4 | 11.5 | 94 | 82.2 | 3.2 | 98 | 28.6 | 24.9 | 96 |
| SLM | 32 | 9.2 | 18 | 79 | 28 | 1455 | 4.4 | 3.5 | 110 | 90 | 100 | 13 | 13 | 2/ | 90 | 66.9 | 11.4 | 90 | 81.5 | 3.1 | 96 | 30.4 | 27.0 | 101 |
| SLM | 32 | 9.4 | 15 | 73 | 24 1/ | 1331 | 4.6 | 3.0 | 110 | 100 | 105 | 14 | 14 | | 100 | 67.6 | 10.9 | 90 | 83.1 | 3.0 | 101 | 30.5 | 25.9 | 97 |
| HARALSON | | EMPIRE | | | | | 100 PERCENT | | | | | | | | | | | | | | | | | |
| M | 35 | 4.9 | 13 | 114 | 42 | 2304 | 6.7 | 5.2 | 110 | 100 | 105 | 24 | 16 | | 100 | 71.5 | 11.4 | 100 | 82.6 | 2.5 | 101 | 25.7 | 26.9 | 110 |
| M | 36 | 7.3 | 17 | 123 | 45 | 2478 | 7.0 | 5.2 | 110 | 100 | 105 | 18 | 15 | 71 | 90 | 74.4 | 10.9 | 103 | 82.7 | 2.6 | 102 | 26.3 | 27.1 | 109 |
| SLM | 35 | 8.0 | 23 | 116 | 41 | 2301 | 6.8 | 5.0 | 110 | 100 | 105 | 23 | 18 | | 80 | 70.8 | 11.4 | 99 | 82.4 | 2.9 | 99 | 26.6 | 26.1 | 105 |
| PINEHURST | | COKER 100 | | | | | 90 PERCENT | | | | | | | | | | | | | | | | | |
| M | 34 | 7.7 | 26 | 98 | 31 | 1853 | 5.4 | 3.8 | 120 | 110 | 115 | 16 | 11 | | 90 | 70.0 | 11.4 | 97 | 81.5 | 2.9 | 97 | 29.0 | 24.7 | 94 |
| SLM | 33 | 7.8 | 16 | 103 | 33 | 1958 | 5.6 | 4.4 | 110 | 100 | 105 | 17 | 14 | 49 | 80 | 68.9 | 11.6 | 96 | 83.8 | 2.2 | 106 | 28.8 | 25.4 | 98 |
| SLM | 33 | 8.1 | 16 | 97 | 31 | 1842 | 5.6 | 3.9 | 110 | 100 | 105 | 22 | 16 | | 100 | 69.8 | 11.3 | 96 | 82.9 | 3.1 | 100 | 30.1 | 25.3 | 95 |
| LOUISIANA | | | | | | | | | | | | | | | | | | | | | | | | |
| LAFAYETTE | | DELTAPINE SMOOTHLEAF | | | | | 99 PERCENT | | | | | | | | | | | | | | | | | |
| SM LT GR | 33 | 7.1 | 13 | 90 | 31 | 1765 | 5.6 | 4.1 | 120 | 110 | 115 | 15 | 12 | | 90 | 66.6 | 10.8 | 88 | 80.3 | 2.5 | 96 | 26.7 | 27.0 | 108 |
| SM LT GR | 33 | 6.2 | 10 | 87 | 29 | 1682 | 5.7 | 3.7 | 110 | 110 | 110 | 17 | 10 | 49 | 90 | 66.8 | 10.7 | 88 | 80.9 | 3.4 | 94 | 27.3 | 27.2 | 108 |
| SM LT GR | 34 | 7.2 | 14 | 85 | 27 | 1610 | 5.6 | 3.3 | 120 | 100 | 110 | 22 | 15 | | 100 | 67.3 | 10.4 | 89 | 82.6 | 2.3 | 102 | 28.2 | 26.1 | 102 |
| LAKE PROVIDENCE | | DELTAPINE SMOOTHLEAF | | | | | 80 PERCENT | | | | | | | | | | | | | | | | | |
| SM | 34 | 6.2 | 26 | 108 | 41 | 2213 | 6.5 | 5.1 | 120 | 100 | 110 | 16 | 13 | | 90 | 74.6 | 10.3 | 102 | 83.0 | 2.6 | 102 | 25.8 | 27.4 | 111 |
| M | 35 | 6.4 | 49 | 112 | 43 | 2307 | 6.9 | 5.5 | 100 | 90 | 95 | 30 | 25 | 65 | 90 | 74.6 | 10.2 | 101 | 83.1 | 2.5 | 103 | 25.0 | 28.0 | 116 |
| M | 34 | 7.1 | 51 | 111 | 42 | 2271 | 6.6 | 5.2 | 100 | 80 | 90 | 29 | 26 | | 100 | 73.0 | 10.6 | 100 | 84.3 | 2.3 | 107 | 26.0 | 27.0 | 110 |
| NATCHITOCHES | | DELTAPINE 15 | | | | | 95 PERCENT | | | | | | | | | | | | | | | | | |
| M | 34 | 6.2 | 30 | 106 | 39 | 2141 | 6.2 | 4.9 | 110 | 100 | 105 | 21 | 16 | | 80 | 72.0 | 10.8 | 99 | 82.3 | 2.9 | 99 | 27.0 | 27.2 | 108 |
| M | 35 | 6.9 | 26 | 104 | 39 | 2119 | 6.5 | 5.0 | 100 | 90 | 95 | 30 | 20 | 63 | 90 | 73.4 | 10.8 | 101 | 84.7 | 2.9 | 105 | 27.5 | 26.6 | 105 |
| SLM | 34 | 8.2 | 49 | 104 | 39 | 2119 | 6.3 | 4.7 | 100 | 90 | 95 | 28 | 22 | | 80 | 71.0 | 10.4 | 96 | 82.8 | 3.3 | 99 | 27.4 | 26.1 | 103 |

1/ Results for 44s yarn because cotton would not spin 50s yarn.
2/ Below the range of results that can be obtained by the procedure used for testing medium staple cottons.

Table 6.--Cotton: Fiber test results for medium staple varieties by state and market area for samples of modal quality, collected at triweekly intervals, crop of 1961--Continued

| State, Production Area, Chronological sampling and Classification | | Predominant variety, percentage of variety at gin, and fiber test results | | | | | | | | | | | | | |
|---|---|---|---|---|---|---|---|---|---|---|---|---|---|---|---|
| | | Digital Fibrograph | | Micronaire | Fiber strength | | Elongation 1/8" | Shirley Analyzer | | Color of raw stock | | | | Color of cleaned lint | |
| | | | | | Zero gauge | 1/8" gauge | | Visible waste | Total waste | Reflectance | Yellowness | Composite | | Reflectance | Yellowness |
| Grade | Staple | 2.5% span length | 50/2.5 unif. | | | | | | | | | | | | |
| | 32d in. | In. | Pct. | Rdg. | Mpsi | G/tex | G/tex | Pct. | Pct. | Pct. | Rd | +b | Index | Code | Rd | +b |
| LOUISIANA----CONTINUED | | | | | | | | | | | | | | | |
| RAYVILLE | DELTAPINE SMOOTHLEAF | | | | 90 PERCENT | | | | | | | | | | |
| M | 34 | 1.04 | 43 | 4.6 | 77 | 38.1 | 21.3 | 6.5 | 1.0 | 1.6 | 75.5 | 9.2 | 100 | 502 | 76.7 | 9.0 |
| M | 34 | 1.06 | 41 | 4.4 | 81 | 40.1 | 21.4 | 6.2 | .7 | 1.6 | 75.4 | 8.6 | 99 | 552 | 77.0 | 8.8 |
| SLM | 34 | 1.04 | 41 | 3.7 | 75 | 37.1 | 21.9 | 5.9 | 1.4 | 2.6 | 74.0 | 8.3 | 97 | 602 | 76.0 | 8.3 |
| SHREVEPORT | DELTAPINE SMOOTHLEAF | | | | 100 PERCENT | | | | | | | | | | | |
| M | 34 | 1.08 | 44 | 4.7 | 77 | 38.1 | 21.5 | 6.6 | .7 | 1.5 | 77.8 | 9.0 | 102 | 452 | 79.1 | 8.4 |
| M | 34 | 1.08 | 43 | 3.5 | 81 | 40.1 | 22.4 | 8.3 | .9 | 2.8 | 79.2 | 7.8 | 103 | 501 | 80.7 | 8.0 |
| M | 34 | 1.04 | 44 | 3.6 | 78 | 38.6 | 21.4 | 7.0 | .9 | 2.1 | 78.9 | 7.9 | 103 | 501 | 82.0 | 7.9 |
| SLM | 34 | 1.04 | 42 | 3.9 | 75 | 37.1 | 21.8 | 6.6 | 1.1 | 2.4 | 72.3 | 7.8 | 94 | 652 | 75.2 | 8.0 |
| SHREVEPORT | STARDEL | | | | 100 PERCENT | | | | | | | | | | | |
| M | 35 | 1.13 | 45 | 4.6 | 91 | 45.0 | 24.2 | 4.3 | 1.3 | 2.8 | 78.0 | 8.2 | 102 | 501 | 80.6 | 8.4 |
| LM | 34 | 1.10 | 43 | 4.3 | 88 | 43.6 | 22.8 | 5.0 | 2.9 | 4.4 | 71.4 | 8.0 | 92 | 652 | 76.4 | 8.0 |
| LM LT SP | 34 | 1.08 | 40 | 3.9 | 85 | 42.1 | 23.4 | 4.5 | 4.0 | 5.4 | 65.5 | 8.4 | 82 | 753 | 71.0 | 9.2 |
| TALLULAH | DELTAPINE 15 | | | | 75 PERCENT | | | | | | | | | | | |
| SLM | 34 | 1.06 | 42 | 4.2 | 80 | 39.6 | 21.3 | 5.8 | 1.4 | 2.8 | 73.9 | 7.7 | 96 | 602 | 78.4 | 7.9 |
| SLM | 35 | 1.10 | 45 | 4.0 | 76 | 37.6 | 22.4 | 6.2 | 2.0 | 3.3 | 76.4 | 7.6 | 100 | 601 | 79.5 | 7.9 |
| SLM | 34 | 1.08 | 43 | 3.9 | 77 | 38.1 | 22.0 | 5.4 | 1.6 | 3.1 | 75.5 | 7.3 | 98 | 601 | 79.7 | 7.7 |
| WINNSBORO | DELTAPINE 15 | | | | 75 PERCENT | | | | | | | | | | | |
| SM | 34 | 1.06 | 45 | 4.8 | 76 | 37.6 | 21.8 | 6.3 | .6 | 3.7 | 76.9 | 9.0 | 102 | 502 | 80.0 | 8.7 |
| M | 34 | 1.02 | 44 | 4.6 | 78 | 38.6 | 20.7 | 6.9 | .9 | 1.9 | 76.6 | 8.3 | 100 | 552 | 80.0 | 8.2 |
| M | 34 | 1.06 | 44 | 4.3 | 77 | 38.1 | 20.7 | 6.0 | .9 | 2.5 | 77.0 | 7.8 | 101 | 551 | 80.8 | 8.0 |
| MISSISSIPPI | | | | | | | | | | | | | | | | |
| CALHOUN CITY | STONEVILLE 7 | | | | 70 PERCENT | | | | | | | | | | | |
| SM | 34 | 1.05 | 45 | 4.8 | 79 | 39.1 | 21.4 | 5.8 | .8 | 1.6 | 77.5 | 8.8 | 102 | 502 | 79.0 | 9.1 |
| SLM | 34 | 1.05 | 43 | 4.7 | 79 | 39.1 | 20.5 | 5.8 | 1.3 | 2.3 | 74.7 | 8.2 | 98 | 602 | 77.5 | 8.5 |
| SLM | 34 | 1.02 | 44 | 3.8 | 73 | 36.1 | 20.7 | 6.1 | 2.0 | 3.9 | 75.2 | 7.8 | 98 | 601 | 77.0 | 8.0 |
| CLARKSDALE | DELTAPINE SMOOTHLEAF | | | | 100 PERCENT | | | | | | | | | | | |
| M | 36 | 1.11 | 46 | 4.4 | 74 | 36.6 | 23.0 | 7.4 | 1.0 | 2.1 | 78.0 | 8.8 | 103 | 452 | 79.7 | 8.9 |
| SLM | 35 | 1.12 | 42 | 4.4 | 78 | 38.6 | 23.8 | 7.8 | 1.0 | 1.9 | 77.7 | 7.9 | 101 | 551 | 80.0 | 8.1 |
| SLM | 36 | 1.14 | 45 | 4.4 | 78 | 38.6 | 22.8 | 8.0 | 1.0 | 2.7 | 78.3 | 7.5 | 102 | 551 | 80.6 | 7.8 |
| SLM | 35 | 1.04 | 42 | 3.8 | 80 | 39.6 | 22.8 | 6.7 | 1.4 | 2.7 | 75.0 | 6.9 | 97 | 651 | 77.9 | 6.7 |
| CLARKSDALE | STONEVILLE 7 | | | | 100 PERCENT | | | | | | | | | | | |
| M | 36 | 1.10 | 48 | 5.0 | 81 | 40.1 | 22.4 | 5.4 | 2.4 | 3.2 | 77.6 | 8.5 | 102 | 502 | 80.3 | 8.7 |
| SLM+ | 36 | 1.15 | 45 | 4.6 | 86 | 42.6 | 22.1 | 6.2 | 4.3 | 5.4 | 77.0 | 8.1 | 101 | 551 | 80.5 | 8.5 |
| SLM | 35 | 1.10 | 46 | 4.6 | 82 | 40.6 | 22.5 | 6.5 | 3.1 | 4.7 | 76.5 | 7.8 | 100 | 551 | 80.5 | 8.1 |
| LM | 35 | 1.07 | 46 | 4.3 | 79 | 39.1 | 22.4 | 5.7 | 4.9 | 6.6 | 71.4 | 7.0 | 91 | 701 | 77.8 | 7.4 |
| COLUMBUS | DELTAPINE 15 | | | | 90 PERCENT | | | | | | | | | | | |
| M | 34 | 1.08 | 43 | 4.3 | 77 | 38.1 | 22.3 | 6.0 | 1.5 | 2.3 | 77.3 | 8.7 | 102 | 502 | 78.9 | 9.1 |
| SLM | 34 | 1.05 | 43 | 4.2 | 82 | 40.6 | 22.5 | 5.9 | 1.9 | 3.0 | 75.2 | 8.1 | 99 | 602 | 78.7 | 8.1 |
| SLM | 34 | 1.07 | 44 | 4.0 | 81 | 40.1 | 21.6 | 5.6 | 2.5 | 4.0 | 77.9 | 8.1 | 102 | 501 | 80.1 | 8.0 |

Table 6a.--Cotton: Carded yarn processing test results for medium staple varieties by state and market area for samples of modal quality, collected at triweekly intervals, crop of 1961--Continued

| State, Production Area, Chronological sampling, and Classification | | Predominant variety, percentage of variety at gin, and carded yarn processing results | | | | | | | | | | | | | | | | | | | | | | | | |
|---|---|---|---|---|---|---|---|---|---|---|---|---|---|---|---|---|---|---|---|---|---|---|---|---|---|---|
| | | Picker & card waste | Neps in card web | Yarn skein strength | | | Yarn elongation | | Yarn appearance | | | Yarn imprfctns. | | Spin. potential | Trash in fabric | Color-22s grey yarn | | | | Color 22s blchd.yarn | | | Color 22s dyed yarn | | |
| Grade | Staple | | | 22s or 26.8tex | 50s or 11.8tex | Average brk.fctr | 22s or 26.8tex | 50s or 11.8tex | 22s or 26.8tex | 50s or 11.8tex | Average | 22s or 26.8tex | 50s or 11.8tex | | | Rflctance | Yellowness | Composite | | Rflctance | Yellowness | Composite | Rflctance | Blueness | Composite |
| | 32d in. | Pct. | No. | Lbs. | Lbs. | No. | Pct. | Pct. | Index | Index | Index | No. | No. | No. | Index | Rd | +b | Index | | Rd | +b | Index | Rd | -b | Index |
| LOUISIANA----CONTINUED | | | | | | | | | | | | | | | | | | | | | | | | | | |
| RAYVILLE | | DELTAPINE SMOOTHLEAF | | | | | 90 PERCENT | | | | | | | | | | | | | | | | | | | |
| M | 34 | 7.2 | 27 | 97 | 36 | 1967 | 6.0 | 4.9 | 110 | 100 | 105 | 20 | 14 | | 80 | 71.8 | 11.8 | 102 | | 81.3 | 2.9 | 97 | 26.7 | 27.3 | 109 |
| M | 34 | 5.8 | 21 | 105 | 40 | 2155 | 6.7 | 5.3 | 110 | 90 | 100 | 27 | 19 | 60 | 90 | 71.6 | 11.0 | 99 | | 82.3 | 3.0 | 99 | 26.3 | 28.6 | 116 |
| SLM | 34 | 7.8 | 42 | 104 | 39 | 2119 | 6.4 | 5.1 | 100 | 90 | 95 | 40 | 27 | | 80 | 69.4 | 11.4 | 96 | | 84.5 | 2.7 | 105 | 28.9 | 25.5 | 98 |
| SHREVEPORT | | DELTAPINE SMOOTHLEAF | | | | | 100 PERCENT | | | | | | | | | | | | | | | | | | | |
| M | 34 | 5.7 | 15 | 106 | 41 | 2191 | 6.4 | 5.2 | 120 | 100 | 110 | 19 | 16 | | 80 | 72.7 | 11.6 | 103 | | 82.4 | 3.5 | 97 | 26.7 | 27.3 | 110 |
| M | 34 | 7.1 | 48 | 113 | 42 | 2293 | 7.2 | 5.7 | 100 | 80 | 90 | 35 | 26 | 58 | 80 | 74.1 | 10.4 | 101 | | 83.3 | 2.9 | 102 | 25.7 | 26.9 | 110 |
| M | 34 | 8.0 | 52 | 112 | 42 | 2282 | 6.9 | 5.4 | 100 | 90 | 95 | 27 | 22 | | 90 | 73.0 | 10.4 | 99 | | 83.2 | 2.6 | 102 | 25.9 | 26.4 | 108 |
| SLM | 34 | 9.5 | 59 | 102 | 38 | 2072 | 6.3 | 4.8 | 90 | 80 | 85 | 33 | 31 | | 80 | 67.8 | 10.3 | 89 | | 81.4 | 3.5 | 95 | 28.4 | 25.4 | 99 |
| SHREVEPORT | | STARDEL | | | | | 100 PERCENT | | | | | | | | | | | | | | | | | | | |
| M | 35 | 5.8 | 25 | 117 | 45 | 2412 | 5.6 | 4.3 | 110 | 100 | 105 | 22 | 15 | | 90 | 73.3 | 11.0 | 102 | | 82.4 | 2.5 | 101 | 26.0 | 26.5 | 108 |
| LM | 34 | 9.3 | 25 | 107 | 41 | 2202 | 5.8 | 4.2 | 90 | 90 | 90 | 40 | 31 | 68 | 60 | 67.7 | 10.5 | 90 | | 81.5 | 3.8 | 94 | 28.1 | 25.4 | 99 |
| LM LT SP | 34 | 9.7 | 37 | 103 | 38 | 2083 | 4.7 | 6.2 | 100 | 80 | 90 | 43 | 30 | | 60 | 61.8 | 10.6 | 79 | | 80.5 | 4.1 | 90 | 28.0 | 25.3 | 99 |
| TALLULAH | | DELTAPINE 15 | | | | | 75 PERCENT | | | | | | | | | | | | | | | | | | | |
| SLM | 34 | 7.0 | 25 | 103 | 39 | 2108 | 6.2 | 5.1 | 120 | 110 | 115 | 27 | 17 | | 80 | 70.2 | 10.4 | 94 | | 82.0 | 3.0 | 98 | 27.3 | 25.8 | 103 |
| SLM | 35 | 7.0 | 27 | 111 | 42 | 2271 | 6.6 | 5.3 | 110 | 90 | 100 | 29 | 18 | 67 | 80 | 72.2 | 10.2 | 97 | | 84.9 | 2.8 | 106 | 27.5 | 26.2 | 103 |
| SLM | 34 | 9.0 | 43 | 107 | 42 | 2227 | 6.4 | 5.0 | 100 | 80 | 90 | 37 | 25 | | 80 | 70.2 | 10.0 | 93 | | 83.3 | 4.0 | 98 | 27.2 | 26.3 | 105 |
| WINNSBORO | | DELTAPINE 15 | | | | | 75 PERCENT | | | | | | | | | | | | | | | | | | | |
| SM | 34 | 5.9 | 19 | 102 | 37 | 2047 | 6.2 | 4.6 | 120 | 100 | 110 | 11 | 9 | | 90 | 71.6 | 11.5 | 100 | | 84.7 | 2.3 | 107 | 25.3 | 26.6 | 110 |
| M | 34 | 5.8 | 16 | 103 | 38 | 2083 | 6.3 | 4.9 | 120 | 100 | 110 | 15 | 10 | 60 | 90 | 72.0 | 11.2 | 100 | | 82.4 | 2.7 | 100 | 26.4 | 26.7 | 108 |
| M | 34 | 5.7 | 24 | 101 | 39 | 2086 | 6.3 | 5.0 | 110 | 100 | 105 | 16 | 12 | | 100 | 72.6 | 9.9 | 97 | | 84.5 | 2.3 | 107 | 28.7 | 26.6 | 103 |
| MISSISSIPPI | | | | | | | | | | | | | | | | | | | | | | | | | | |
| CALHOUN CITY | | STONEVILLE 7 | | | | | 70 PERCENT | | | | | | | | | | | | | | | | | | | |
| SM | 34 | 6.1 | 11 | 104 | 39 | 2119 | 6.5 | 4.9 | 120 | 110 | 115 | 15 | 11 | | 80 | 73.0 | 11.0 | 101 | | 82.0 | 2.5 | 100 | 26.4 | 27.2 | 110 |
| SLM | 34 | 6.3 | 11 | 101 | 37 | 2036 | 6.2 | 4.7 | 120 | 100 | 110 | 19 | 14 | 56 | 90 | 71.0 | 10.6 | 97 | | 83.1 | 2.2 | 104 | 27.2 | 27.0 | 107 |
| SLM | 34 | 7.3 | 22 | 100 | 37 | 2025 | 6.4 | 5.1 | 120 | 100 | 110 | 25 | 16 | | 90 | 71.8 | 10.9 | 99 | | 84.7 | 2.2 | 108 | 28.0 | 26.2 | 102 |
| CLARKSDALE | | DELTAPINE SMOOTHLEAF | | | | | 100 PERCENT | | | | | | | | | | | | | | | | | | | |
| M | 36 | 5.6 | 14 | 117 | 45 | 2412 | 6.8 | 5.4 | 110 | 100 | 105 | 17 | 12 | | 80 | 74.0 | 11.0 | 103 | | 82.1 | 2.7 | 100 | 24.7 | 27.6 | 114 |
| SLM | 35 | 4.9 | 33 | 114 | 44 | 2354 | 7.3 | 5.5 | 120 | 100 | 110 | 22 | 13 | 63 | 80 | 72.5 | 10.2 | 98 | | 82.4 | 3.4 | 97 | 26.4 | 26.0 | 105 |
| SLM | 36 | 7.0 | 19 | 115 | 43 | 2340 | 6.7 | 5.9 | 120 | 100 | 110 | 20 | 14 | | 100 | 73.7 | 9.5 | 98 | | 83.5 | 2.7 | 103 | 27.3 | 26.6 | 106 |
| SLM | 35 | 7.3 | 31 | 109 | 40 | 2199 | 6.6 | 5.0 | 110 | 80 | 95 | 28 | 22 | | 80 | 69.3 | 9.2 | 89 | | 81.3 | 3.8 | 94 | 28.4 | 25.4 | 99 |
| CLARKSDALE | | STONEVILLE 7 | | | | | 100 PERCENT | | | | | | | | | | | | | | | | | | | |
| M | 36 | 7.7 | 6 | 114 | 44 | 2354 | 6.0 | 4.8 | 120 | 120 | 120 | 14 | 9 | | 90 | 73.3 | 11.4 | 103 | | 82.1 | 2.3 | 101 | 25.3 | 27.2 | 112 |
| SLM+ | 36 | 7.7 | 9 | 117 | 45 | 2412 | 6.6 | 5.4 | 120 | 110 | 115 | 16 | 10 | 65 | 90 | 73.1 | 10.9 | 101 | | 81.9 | 2.5 | 101 | 26.5 | 27.6 | 111 |
| SLM | 35 | 7.7 | 6 | 115 | 44 | 2365 | 6.4 | 5.2 | 120 | 110 | 115 | 14 | 10 | | 100 | 73.8 | 10.4 | 101 | | 83.1 | 2.8 | 101 | 25.9 | 26.6 | 108 |
| LM | 35 | 9.3 | 13 | 109 | 42 | 2249 | 5.9 | 5.0 | 120 | 110 | 115 | 26 | 14 | | 80 | 69.4 | 9.9 | 91 | | 80.9 | 3.0 | 96 | 28.8 | 25.3 | 97 |
| COLUMBUS | | DELTAPINE 15 | | | | | 90 PERCENT | | | | | | | | | | | | | | | | | | | |
| M | 34 | 7.6 | 15 | 113 | 43 | 2318 | 6.4 | 5.0 | 120 | 100 | 110 | 15 | 11 | | 90 | 72.8 | 11.6 | 103 | | 83.5 | 2.9 | 102 | 23.9 | 26.8 | 113 |
| SLM | 34 | 6.9 | 16 | 108 | 42 | 2238 | 6.4 | 4.8 | 120 | 100 | 110 | 19 | 12 | 63 | 90 | 71.8 | 10.9 | 99 | | 83.9 | 2.6 | 104 | 26.6 | 26.6 | 107 |
| SLM | 34 | 7.0 | 17 | 111 | 42 | 2271 | 6.4 | 5.2 | 120 | 100 | 110 | 19 | 11 | | 90 | 72.1 | 11.2 | 101 | | 83.9 | 2.2 | 106 | 26.7 | 26.0 | 104 |

Table 6.--Cotton: Fiber test results for medium staple varieties by state and market area for samples of modal quality, collected at triweekly intervals, crop of 1961--Continued

| State, Production Area, Chronological sampling and Classification | | Predominant variety, percentage of variety at gin, and fiber test results | | | | | | | | | | | | | |
|---|---|---|---|---|---|---|---|---|---|---|---|---|---|---|---|
| | | Digital Fibrograph | | Micronaire | Fiber strength | | Elongation 1/8" | Shirley Analyzer | | Color of raw stock | | | | Color of cleaned lint | |
| | | | | | Zero gauge | 1/8" gauge | | Visible waste | Total waste | Reflectance | Yellowness | Composite | | Reflectance | Yellowness |
| Grade | Staple | 2.5% span length | 50/2.5 unif. | | | | | | | | | | | | |
| | 32d in. | In. | Pct. | Rdg. | Mpsi | G/tex | G/tex | Pct. | Pct. | Pct. | Rd | +b | Index | Code | Rd | +b |
| MISSISSIPPI----CONTINUED | | | | | | | | | | | | | | | |
| COMO | DELTAPINE 15 | | | | 85 PERCENT | | | | | | | | | | |
| SM | 34 | 1.02 | 46 | 4.8 | 78 | 38.6 | 20.6 | 6.4 | .6 | 1.2 | 78.9 | 8.8 | 104 | 452 | 80.1 | 8.7 |
| SM | 34 | 1.04 | 42 | 4.1 | 80 | 39.6 | 22.7 | 6.9 | 1.0 | 2.3 | 76.4 | 8.4 | 103 | 501 | 81.4 | 8.2 |
| M | 34 | 1.07 | 45 | 3.8 | 77 | 38.1 | 20.2 | 5.8 | 1.2 | 3.0 | 78.8 | 7.9 | 103 | 501 | 81.9 | 7.9 |
| M | 34 | 1.05 | 42 | 3.8 | 78 | 38.6 | 22.2 | 5.8 | 1.3 | 3.0 | 80.0 | 8.0 | 105 | 451 | 82.3 | 7.6 |
| DREW | DELTAPINE 15 | | | | 100 PERCENT | | | | | | | | | | |
| SLM+ | 36 | 1.10 | 44 | 4.4 | 81 | 40.1 | 22.1 | 5.6 | 2.3 | 2.5 | 78.0 | 8.3 | 102 | 501 | 80.6 | 8.5 |
| SLM | 35 | 1.08 | 42 | 4.1 | 84 | 41.6 | 23.1 | 6.4 | 1.7 | 2.7 | 76.6 | 8.6 | 101 | 502 | 79.0 | 8.8 |
| SLM | 36 | 1.11 | 45 | 4.2 | 80 | 39.6 | 22.2 | 6.4 | 2.6 | 4.0 | 78.0 | 7.7 | 102 | 551 | 81.3 | 8.2 |
| SLM | 35 | 1.04 | 44 | 4.0 | 81 | 40.1 | 22.8 | 6.3 | 2.7 | 4.4 | 74.1 | 7.6 | 96 | 601 | 79.0 | 7.8 |
| DURANT | DELTAPINE SMOOTHLEAF | | | | 85 PERCENT | | | | | | | | | | |
| M | 34 | 1.06 | 46 | 4.6 | 78 | 38.6 | 21.0 | 6.3 | .9 | 1.9 | 76.5 | 9.2 | 101 | 502 | 79.5 | 9.0 |
| M | 35 | 1.11 | 43 | 4.4 | 77 | 38.1 | 21.6 | 7.0 | .9 | 1.5 | 78.0 | 8.5 | 103 | 502 | 80.5 | 8.5 |
| M | 34 | 1.07 | 44 | 4.3 | 77 | 38.1 | 21.6 | 7.2 | 1.2 | 2.6 | 78.7 | 8.2 | 103 | 501 | 81.5 | 8.0 |
| M LT SP | 34 | 1.06 | 44 | 4.4 | 77 | 38.1 | 21.5 | 6.2 | 1.1 | 2.5 | 77.4 | 8.4 | 102 | 502 | 80.6 | 8.3 |
| FAYETTE | DELTAPINE 15 | | | | 100 PERCENT | | | | | | | | | | |
| M | 34 | 1.07 | 45 | 4.8 | 74 | 36.6 | 20.3 | 6.2 | .9 | 2.0 | 75.3 | 9.0 | 99 | 552 | 78.6 | 8.8 |
| M | 34 | 1.06 | 44 | 4.8 | 80 | 39.6 | 21.4 | 5.7 | 1.0 | 1.2 | 75.7 | 8.7 | 100 | 552 | 79.2 | 9.0 |
| M | 34 | 1.08 | 44 | 4.6 | 79 | 39.1 | 21.7 | 5.8 | 1.0 | 2.4 | 75.7 | 8.7 | 100 | 552 | 79.0 | 8.4 |
| GREENVILLE | DELTAPINE SMOOTHLEAF | | | | 100 PERCENT | | | | | | | | | | |
| M | 35 | 1.08 | 44 | 4.7 | 77 | 38.1 | 22.5 | 6.9 | 1.0 | 2.2 | 77.8 | 8.7 | 102 | 502 | 80.3 | 8.5 |
| M | 34 | 1.08 | 41 | 4.2 | 81 | 40.1 | 21.8 | 6.7 | 1.3 | 2.4 | 77.1 | 8.4 | 101 | 502 | 78.1 | 8.3 |
| SLM | 35 | 1.11 | 45 | 4.1 | 77 | 38.1 | 22.3 | 5.9 | 2.0 | 3.2 | 77.3 | 8.0 | 101 | 551 | 81.0 | 7.8 |
| GREENWOOD | AUBURN 56 | | | | 100 PERCENT | | | | | | | | | | |
| SLM | 34 | 1.07 | 43 | 3.8 | 80 | 39.6 | 22.8 | 6.2 | 1.5 | 2.6 | 75.9 | 8.1 | 100 | 552 | 78.3 | 8.1 |
| M | 35 | 1.08 | 45 | 4.2 | 77 | 38.1 | 22.0 | 5.4 | 1.5 | 3.0 | 77.2 | 8.3 | 101 | 502 | 80.4 | 8.0 |
| GREENWOOD | DELFOS 9169 | | | | 100 PERCENT | | | | | | | | | | |
| M | 37 | 1.18 | 43 | 3.8 | 79 | 39.1 | 21.1 | 5.0 | 1.6 | 2.7 | 78.2 | 8.3 | 103 | 501 | 79.2 | 8.4 |
| SLM | 36 | 1.14 | 40 | 3.8 | 80 | 39.6 | 21.4 | 5.4 | 1.5 | 2.9 | 77.0 | 7.9 | 101 | 551 | 80.0 | 7.7 |
| GREENWOOD | DELTAPINE 15 | | | | 100 PERCENT | | | | | | | | | | |
| M | 34 | 1.06 | 46 | 4.7 | 83 | 41.1 | 23.2 | 6.2 | 1.2 | 2.6 | 76.8 | 8.9 | 101 | 502 | 80.0 | 8.7 |
| SLM | 35 | 1.08 | 42 | 4.2 | 82 | 40.6 | 24.4 | 7.0 | 1.2 | 2.4 | 76.2 | 8.8 | 100 | 502 | 80.3 | 8.7 |
| SLM | 34 | 1.08 | 44 | 4.0 | 82 | 40.6 | 23.5 | 7.1 | 1.2 | 3.0 | 76.3 | 8.0 | 100 | 551 | 81.5 | 8.1 |
| LM LT SP | 35 | 1.08 | 42 | 3.8 | 76 | 37.6 | 22.6 | 6.6 | 2.7 | 4.4 | 69.1 | 8.7 | 89 | 653 | 74.9 | 9.0 |
| INDIANOLA | DIXIE KING | | | | 100 PERCENT | | | | | | | | | | |
| M | 35 | 1.08 | 43 | 4.6 | 88 | 43.6 | 22.4 | 5.3 | 1.1 | 2.2 | 75.7 | 8.5 | 100 | 552 | 78.4 | 8.1 |
| SM | 35 | 1.06 | 46 | 5.0 | 90 | 44.6 | 23.3 | 4.6 | .9 | 2.5 | 75.9 | 8.6 | 100 | 552 | 78.0 | 8.3 |
| SM | 35 | 1.08 | 45 | 4.6 | 90 | 44.6 | 24.1 | 4.2 | .8 | 1.4 | 78.2 | 8.3 | 103 | 501 | 81.0 | 8.1 |
| JACKSON | MIXED-MAINLY DPL SMOOTHLEAF | | | | | | | | | | | | | | |
| SM | 34 | 1.07 | 46 | 4.9 | 75 | 37.1 | 20.8 | 6.5 | .8 | 1.8 | 77.0 | 8.7 | 101 | 502 | 79.0 | 8.5 |
| SLM | 34 | 1.06 | 44 | 4.2 | 79 | 39.1 | 21.8 | 6.3 | 1.2 | 2.4 | 75.2 | 8.0 | 98 | 602 | 79.4 | 7.9 |
| M | 34 | 1.08 | 44 | 4.0 | 79 | 39.1 | 20.6 | 5.8 | .7 | 2.1 | 78.5 | 8.3 | 103 | 501 | 80.7 | 8.3 |

Table 6a.--Cotton: Carded yarn processing test results for medium staple varieties by state and market area for samples of modal quality, collected at triweekly intervals, crop of 1961--Continued

| State, Production Area, Chronological sampling, and Classification | | Predominant variety, percentage of variety at gin, and carded yarn processing results | | | | | | | | | | | | | | | | | | | | | | | |
|---|---|---|---|---|---|---|---|---|---|---|---|---|---|---|---|---|---|---|---|---|---|---|---|---|---|
| | | Picker & card waste | Neps in card web | Yarn skein strength | | | Yarn elongation | | Yarn appearance | | | Yarn imprfctns. | | Spin. potential | Trash in fabric | Color-22s grey yarn | | | Color 22s blchd.yarn | | | Color 22s dyed yarn | | |
| Grade | Staple | | | 22s or 26.8tex | 50s or 11.8tex | Average brk.fctr | 22s or 26.8tex | 50s or 11.8tex | 22s or 26.8tex | 50s or 11.8tex | Average | 22s or 26.8tex | 50s or 11.8tex | | | Rflct-ance | Yellow-ness | Com-posite | Rflct-ance | Yellow-ness | Com-posite | Rflct-ance | Blue-ness | Com-posite |
| | 32d in. | Pct. | No. | Lbs. | Lbs. | No. | Pct. | Pct. | Index | Index | Index | No. | No. | No. | Index | Rd | +b | Index | Rd | +b | Index | Rd | -b | Index |
| MISSISSIPPI----CONTINUED | | | | | | | | | | | | | | | | | | | | | | | | | |
| COMO | | DELTAPINE 15 | | | | | 85 PERCENT | | | | | | | | | | | | | | | | | | |
| SM | 34 | 5.4 | 6 | 104 | 39 | 2119 | 6.3 | 5.1 | 120 | 110 | 115 | 9 | 7 | | 90 | 73.0 | 10.8 | 100 | 82.2 | 2.5 | 100 | 25.8 | 26.4 | 108 |
| SM | 34 | 5.3 | 12 | 111 | 43 | 2296 | 6.5 | 5.5 | 120 | 100 | 110 | 19 | 11 | 64 | 100 | 73.6 | 11.2 | 103 | 82.3 | 3.4 | 97 | 27.0 | 26.4 | 105 |
| M | 34 | 5.7 | 13 | 102 | 38 | 2072 | 6.3 | 4.8 | 120 | 100 | 110 | 17 | 13 | | 100 | 73.3 | 10.1 | 99 | 83.1 | 2.8 | 101 | 28.8 | 25.8 | 100 |
| M | 34 | 5.9 | 16 | 108 | 40 | 2188 | 6.6 | 5.2 | 120 | 100 | 110 | 18 | 10 | | 100 | 74.2 | 10.6 | 102 | 84.7 | 2.1 | 108 | 27.0 | 26.3 | 105 |
| DREW | | DELTAPINE 15 | | | | | 100 PERCENT | | | | | | | | | | | | | | | | | | |
| SLM+ | 36 | 6.7 | 10 | 117 | 46 | 2437 | 6.7 | 5.2 | 120 | 110 | 115 | 15 | 10 | | 90 | 73.0 | 10.9 | 101 | 82.6 | 2.5 | 101 | 25.6 | 27.1 | 111 |
| SLM | 35 | 6.7 | 14 | 113 | 43 | 2318 | 6.6 | 5.3 | 120 | 110 | 115 | 20 | 14 | 64 | 80 | 72.4 | 11.5 | 102 | 82.8 | 2.7 | 101 | 28.1 | 26.7 | 104 |
| SLM | 36 | 6.7 | 15 | 118 | 45 | 2423 | 6.5 | 5.1 | 120 | 110 | 115 | 17 | 9 | | 90 | 74.2 | 10.0 | 100 | 83.7 | 2.9 | 103 | 28.3 | 26.6 | 104 |
| SLM | 35 | 8.4 | 20 | 113 | 43 | 2318 | 6.2 | 5.0 | 120 | 100 | 110 | 20 | 15 | | 80 | 69.8 | 10.2 | 93 | 81.2 | 3.2 | 95 | 28.2 | 25.4 | 99 |
| DURANT | | DELTAPINE SMOOTHLEAF | | | | | 85 PERCENT | | | | | | | | | | | | | | | | | | |
| M | 34 | 6.7 | 10 | 104 | 39 | 2119 | 6.4 | 5.0 | 120 | 110 | 115 | 18 | 11 | | 80 | 72.2 | 11.2 | 100 | 82.2 | 2.9 | 99 | 25.0 | 27.6 | 114 |
| M | 35 | 5.5 | 13 | 111 | 44 | 2321 | 6.7 | 5.5 | 120 | 110 | 115 | 14 | 11 | 67 | 90 | 72.0 | 10.8 | 99 | 83.0 | 2.8 | 101 | 25.7 | 27.0 | 111 |
| M | 34 | 6.3 | 9 | 106 | 40 | 2166 | 6.7 | 5.3 | 120 | 110 | 115 | 14 | 10 | | 110 | 74.1 | 10.6 | 102 | 83.3 | 2.5 | 103 | 28.1 | 26.2 | 102 |
| M LT SP | 34 | 7.2 | 10 | 108 | 42 | 2238 | 6.3 | 5.2 | 120 | 100 | 110 | 18 | 12 | | 90 | 72.2 | 11.2 | 101 | 83.6 | 3.0 | 102 | 25.7 | 27.3 | 111 |
| FAYETTE | | DELTAPINE 15 | | | | | 100 PERCENT | | | | | | | | | | | | | | | | | | |
| M | 34 | 6.9 | 10 | 101 | 37 | 2036 | 6.2 | 4.7 | 120 | 110 | 115 | 13 | 8 | | 90 | 71.2 | 11.4 | 100 | 83.3 | 2.9 | 102 | 25.9 | 27.2 | 110 |
| M | 34 | 5.8 | 9 | 105 | 40 | 2155 | 6.0 | 4.9 | 120 | 110 | 115 | 14 | 8 | 64 | 100 | 71.8 | 11.4 | 100 | 82.5 | 3.2 | 99 | 26.2 | 27.9 | 113 |
| M | 34 | 7.1 | 14 | 106 | 40 | 2166 | 6.2 | 5.0 | 120 | 100 | 110 | 17 | 13 | | 100 | 71.8 | 11.4 | 100 | 84.3 | 2.1 | 107 | 26.2 | 27.0 | 110 |
| GREENVILLE | | DELTAPINE SMOOTHLEAF | | | | | 100 PERCENT | | | | | | | | | | | | | | | | | | |
| M | 35 | 6.2 | 15 | 108 | 40 | 2188 | 6.4 | 5.0 | 120 | 100 | 110 | 17 | 14 | | 80 | 74.3 | 11.0 | 103 | 82.1 | 2.5 | 100 | 25.6 | 27.8 | 114 |
| M | 34 | 6.6 | 18 | 111 | 41 | 2246 | 6.7 | 5.3 | 120 | 90 | 105 | 24 | 20 | 64 | 90 | 73.0 | 10.7 | 100 | 83.4 | 2.6 | 103 | 26.3 | 28.4 | 115 |
| SLM | 35 | 8.0 | 26 | 113 | 42 | 2293 | 6.7 | 4.9 | 100 | 100 | 100 | 28 | 20 | | 90 | 72.0 | 10.9 | 100 | 83.8 | 2.2 | 106 | 26.1 | 26.5 | 108 |
| GREENWOOD | | AUBURN 56 | | | | | 100 PERCENT | | | | | | | | | | | | | | | | | | |
| SLM | 34 | 7.3 | 26 | 111 | 42 | 2271 | 6.8 | 5.2 | 100 | 100 | 100 | 36 | 29 | | 80 | 72.2 | 10.8 | 99 | 83.6 | 3.1 | 102 | 27.1 | 26.2 | 104 |
| M | 35 | 7.4 | 19 | 110 | 43 | 2285 | 6.5 | 5.2 | 120 | 100 | 110 | 26 | 18 | 65 | 90 | 73.1 | 10.9 | 101 | 83.5 | 2.6 | 104 | 26.6 | 26.8 | 108 |
| GREENWOOD | | DELFOS 9169 | | | | | 100 PERCENT | | | | | | | | | | | | | | | | | | |
| M | 37 | 6.4 | 15 | 113 | 43 | 2318 | 6.1 | 4.8 | 120 | 100 | 110 | 23 | 16 | | 90 | 72.0 | 11.0 | 100 | 84.9 | 2.3 | 108 | 26.9 | 26.4 | 106 |
| SLM | 36 | 8.4 | 34 | 112 | 43 | 2307 | 6.0 | 4.6 | 100 | 90 | 95 | 38 | 25 | 66 | 80 | 72.2 | 10.6 | 99 | 83.2 | 3.2 | 100 | 27.0 | 26.0 | 104 |
| GREENWOOD | | DELTAPINE 15 | | | | | 100 PERCENT | | | | | | | | | | | | | | | | | | |
| M | 34 | 5.6 | 21 | 109 | 41 | 2224 | 6.1 | 4.7 | 120 | 100 | 110 | 20 | 13 | | 70 | 72.8 | 11.2 | 102 | 83.4 | 1.9 | 106 | 24.5 | 27.4 | 115 |
| SLM | 35 | 6.2 | 25 | 116 | 45 | 2401 | 6.3 | 5.0 | 120 | 100 | 110 | 22 | 16 | 66 | 80 | 73.4 | 10.4 | 100 | 83.8 | 3.6 | 100 | 26.5 | 26.5 | 107 |
| SLM | 34 | 7.2 | 24 | 112 | 43 | 2307 | 6.8 | 5.5 | 110 | 100 | 105 | 23 | 18 | | 80 | 73.2 | 10.9 | 101 | 84.5 | 3.1 | 104 | 27.1 | 25.9 | 103 |
| LM LT SP | 35 | 9.5 | 36 | 106 | 41 | 2191 | 6.0 | 5.1 | 90 | 80 | 85 | 51 | 36 | | 70 | 65.6 | 11.5 | 88 | 82.4 | 3.1 | 99 | 27.2 | 26.5 | 106 |
| INDIANOLA | | DIXIE KING | | | | | 100 PERCENT | | | | | | | | | | | | | | | | | | |
| M | 35 | 6.0 | 16 | 109 | 41 | 2224 | 5.9 | 4.4 | 120 | 100 | 110 | 27 | 18 | | 80 | 70.6 | 11.4 | 98 | 82.5 | 3.2 | 98 | 26.7 | 26.6 | 107 |
| SM | 35 | 5.9 | 16 | 107 | 40 | 2177 | 5.2 | 4.4 | 110 | 100 | 105 | 34 | 22 | 61 | 60 | 71.2 | 11.0 | 98 | 82.9 | 2.6 | 102 | 27.7 | 25.8 | 102 |
| SM | 35 | 6.4 | 27 | 112 | 44 | 2332 | 5.5 | 4.5 | 120 | 100 | 110 | 23 | 18 | | 90 | 72.6 | 10.8 | 100 | 82.9 | 3.6 | 98 | 27.1 | 26.8 | 107 |
| JACKSON | | MIXED-MAINLY DPL SMOOTHLEAF | | | | | | | | | | | | | | | | | | | | | | | |
| SM | 34 | 5.7 | 12 | 107 | 39 | 2152 | 6.5 | 4.9 | 120 | 110 | 115 | 14 | 10 | | 80 | 72.8 | 11.2 | 102 | 81.5 | 2.4 | 99 | 25.1 | 28.0 | 116 |
| SLM | 34 | 6.4 | 15 | 105 | 40 | 2155 | 6.9 | 5.5 | 110 | 100 | 105 | 26 | 16 | 61 | 80 | 72.6 | 10.8 | 100 | 85.1 | 2.8 | 107 | 26.0 | 27.4 | 111 |
| M | 34 | 5.4 | 20 | 107 | 41 | 2202 | 6.6 | 5.2 | 120 | 100 | 110 | 14 | 13 | | 100 | 73.2 | 10.9 | 101 | 83.2 | 2.6 | 103 | 26.8 | 26.6 | 106 |

Table 6.--Cotton: Fiber test results for medium staple varieties by state and market area for samples of modal quality, collected at triweekly intervals, crop of 1961--Continued

| State, Production Area, Chronological sampling and Classification | | Predominant variety, percentage of variety at gin, and fiber test results | | | | | | | | | | | | | | |
|---|---|---|---|---|---|---|---|---|---|---|---|---|---|---|---|---|
| | | Digital Fibrograph | | Micro-naire | Fiber strength | | Elon-gation 1/8" | Shirley Analyzer | | Color of raw stock | | | | Color of cleaned lint | |
| | | | | | Zero gauge | 1/8" gauge | | Visible waste | Total waste | Reflect-ance | Yellow-ness | Composite | | Reflect-ance | Yellow-ness |
| Grade | Staple | 2.5% span length | 50/2.5 unif. | | | | | | | | | | | | |
| | 32d in. | In. | Pct. | Rdg. | Mpsi | G/tex | G/tex | Pct | Pct. | Pct. | Rd | +b | Index | Code | Rd | +b |
| MISSISSIPPI----CONTINUED | | | | | | | | | | | | | | | | |
| NEW ALBANY | DELTAPINE 15 | | | | 75 PERCENT | | | | | | | | | | | |
| SM | 34 | 1.03 | 44 | 4.5 | 77 | 38.1 | 20.5 | 5.6 | .5 | 1.3 | 77.9 | 9.2 | 103 | 452 | 80.0 | 8.8 |
| SLM | 34 | 1.05 | 42 | 4.2 | 76 | 37.6 | 20.9 | 6.3 | 1.5 | 2.5 | 75.4 | 8.1 | 99 | 602 | 77.0 | 8.8 |
| M | 34 | 1.05 | 44 | 3.8 | 73 | 36.1 | 21.3 | 6.7 | 1.0 | 2.1 | 78.6 | 8.4 | 104 | 451 | 80.9 | 8.2 |
| ROLLING FORK | DELTAPINE SMOOTHLEAF | | | | 100 PERCENT | | | | | | | | | | | |
| M | 35 | 1.09 | 44 | 4.6 | 78 | 38.6 | 21.7 | 6.4 | 1.0 | 2.0 | 77.6 | 8.4 | 102 | 502 | 80.4 | 8.5 |
| M | 35 | 1.10 | 40 | 4.2 | 80 | 39.6 | 22.9 | 7.1 | 1.1 | 2.1 | 79.0 | 8.1 | 103 | 501 | 80.6 | 8.3 |
| SLM | 37 | 1.14 | 46 | 4.1 | 80 | 39.6 | 22.9 | 7.5 | 1.2 | 2.6 | 78.4 | 7.9 | 102 | 501 | 80.4 | 8.1 |
| M LT SP | 36 | 1.12 | 44 | 4.0 | 77 | 38.1 | 22.8 | 6.6 | 1.0 | 2.7 | 76.2 | 8.4 | 100 | 552 | 79.0 | 8.4 |
| ROLLING FORK | FOX 4 | | | | 100 PERCENT | | | | | | | | | | | |
| M | 36 | 1.09 | 46 | 4.8 | 81 | 40.1 | 22.5 | 5.0 | 1.2 | 2.2 | 77.9 | 8.7 | 102 | 502 | 79.0 | 8.5 |
| SLM | 35 | 1.09 | 44 | 4.8 | 83 | 41.1 | 22.3 | 6.0 | 1.9 | 2.8 | 73.9 | 8.3 | 97 | 602 | 75.2 | 8.6 |
| SLM LT SP | 35 | 1.09 | 44 | 3.8 | 84 | 41.6 | 23.6 | 5.4 | 1.6 | 3.5 | 74.0 | 8.9 | 98 | 552 | 76.2 | 9.0 |
| SLM | 36 | 1.10 | 43 | 3.6 | 83 | 41.1 | 23.1 | 5.4 | 1.5 | 3.0 | 75.5 | 7.6 | 99 | 601 | 78.8 | 7.9 |
| ROLLING FORK | STONEVILLE 3202 | | | | 100 PERCENT | | | | | | | | | | | |
| M | 35 | 1.04 | 46 | 4.1 | 76 | 37.6 | 19.2 | 4.8 | 1.1 | 2.4 | 77.3 | 8.7 | 102 | 502 | 78.6 | 8.8 |
| M | 34 | 1.06 | 45 | 3.9 | 76 | 37.6 | 19.4 | 5.2 | 2.4 | 3.8 | 73.6 | 8.0 | 96 | 602 | 77.2 | 8.4 |
| TUNICA | DELTAPINE SMOOTHLEAF | | | | 99 PERCENT | | | | | | | | | | | |
| SM | 34 | 1.05 | 46 | 5.2 | 77 | 38.1 | 22.3 | 6.7 | .8 | 1.8 | 78.5 | 8.7 | 103 | 452 | 80.9 | 8.3 |
| SM | 34 | 1.07 | 43 | 4.4 | 81 | 40.1 | 22.6 | 7.4 | .7 | 1.4 | 80.6 | 8.0 | 105 | 451 | 83.0 | 8.2 |
| SM | 34 | 1.08 | 44 | 4.4 | 81 | 40.1 | 22.6 | 6.4 | .8 | 2.6 | 80.0 | 8.0 | 104 | 451 | 81.5 | 8.0 |
| M LT SP | 34 | 1.07 | 42 | 3.6 | 79 | 39.1 | 21.9 | 6.6 | 1.2 | 2.8 | 74.5 | 8.6 | 98 | 552 | 76.5 | 8.7 |
| TUNICA | DELTAPINE SMOOTHLEAF | | | | 100 PERCENT | | | | | | | | | | | |
| SM | 34 | 1.06 | 47 | 5.3 | 80 | 39.6 | 23.2 | 7.0 | .8 | 1.4 | 79.6 | 8.7 | 105 | 401 | 80.4 | 8.5 |
| SM | 34 | 1.10 | 41 | 4.6 | 81 | 40.1 | 23.7 | 7.1 | .7 | 1.8 | 81.0 | 7.9 | 106 | 451 | 82.5 | 8.2 |
| SM | 34 | 1.07 | 45 | 4.6 | 80 | 39.6 | 22.8 | 7.7 | .9 | 2.6 | 81.0 | 7.8 | 106 | 451 | 82.2 | 7.7 |
| SM | 35 | 1.08 | 43 | 4.3 | 77 | 38.1 | 22.8 | 6.8 | .5 | 1.5 | 80.7 | 7.9 | 105 | 451 | 82.0 | 7.9 |
| MISSOURI | | | | | | | | | | | | | | | | |
| ANNISTON | REX | | | | 85 PERCENT | | | | | | | | | | | |
| M | 34 | 1.05 | 42 | 4.2 | 75 | 37.1 | 20.9 | 6.2 | 1.1 | 2.1 | 77.5 | 7.9 | 101 | 551 | 78.2 | 8.1 |
| M | 34 | 1.06 | 42 | 3.7 | 80 | 39.6 | 20.9 | 6.1 | 1.0 | 1.9 | 77.2 | 8.4 | 101 | 502 | 78.5 | 8.1 |
| SLM | 34 | 1.06 | 42 | 3.4 | 79 | 39.1 | 22.0 | 5.7 | 1.1 | 2.8 | 73.1 | 8.1 | 95 | 602 | 76.0 | 8.2 |
| CATRON | DELTAPINE 15 | | | | 75 PERCENT | | | | | | | | | | | |
| SLM | 34 | 1.04 | 42 | 4.0 | 81 | 40.1 | 21.6 | 5.9 | 2.9 | 3.8 | 74.0 | 8.3 | 97 | 602 | 77.2 | 8.4 |
| SLM | 34 | 1.04 | 40 | 3.6 | 82 | 40.6 | 22.5 | 6.3 | 2.8 | 4.0 | 75.0 | 8.0 | 98 | 602 | 79.5 | 7.9 |
| LM | 33 | 1.04 | 42 | 3.4 | 79 | 39.1 | 20.9 | 5.6 | 4.8 | 7.2 | 68.0 | 7.6 | 86 | 702 | 72.0 | 8.2 |
| MATTHEWS | FOX 4 | | | | 70 PERCENT | | | | | | | | | | | |
| M | 34 | 1.04 | 43 | 3.9 | 81 | 40.1 | 23.2 | 6.2 | .9 | 1.9 | 76.1 | 8.4 | 100 | 552 | 78.0 | 8.2 |
| M | 34 | 1.06 | 42 | 3.8 | 81 | 40.1 | 23.0 | 6.6 | 1.2 | 2.1 | 76.5 | 7.9 | 100 | 551 | 77.7 | 8.2 |
| M LT SP | 34 | 1.08 | 44 | 3.6 | 76 | 37.6 | 22.9 | 6.6 | 1.4 | 2.5 | 71.7 | 8.8 | 94 | 603 | 76.1 | 9.3 |

| State, Production Area, Chronological sampling, and Classification | | Predominant variety, percentage of variety at gin, and carded yarn processing results | | | | | | | | | | | | | | | | | | | | | | |
|---|---|---|---|---|---|---|---|---|---|---|---|---|---|---|---|---|---|---|---|---|---|---|---|---|
| | | Picker & card waste | Neps in card web | Yarn skein strength | | | Yarn elongation | | Yarn appearance | | | Yarn imprfctns. | | Spin. potential | Trash in fabric | Color-22s grey yarn | | | Color 22s blchd.yarn | | | Color 22s dyed yarn | | |
| Grade | Staple | | | 22s or 26.8tex | 50s or 11.8tex | Average brk.fctr | 22s or 26.8tex | 50s or 11.8tex | 22s or 26.8tex | 50s or 11.8tex | Average | 22s or 26.8tex | 50s or 11.8tex | | | Rflct-ance | Yellow-ness | Com-posite | Rflct-ance | Yellow-ness | Com-posite | Rflct-ance | Blue-ness | Com-posite |
| | 32d in. | Pct. | No. | Lbs. | Lbs. | No. | Pct. | Pct. | Index | Index | Index | No. | No. | No. | Index | Rd | +b | Index | Rd | +b | Index | Rd | -b | Index |
| MISSISSIPPI----CONTINUED | | | | | | | | | | | | | | | | | | | | | | | | |
| NEW ALBANY | | DELTAPINE 15 | | | | | 75 PERCENT | | | | | | | | | | | | | | | | | |
| SM | 34 | 5.7 | 17 | 104 | 38 | 2094 | 6.1 | 5.1 | 120 | 100 | 110 | 16 | 9 | | 80 | 72.7 | 11.8 | 103 | 81.7 | 2.9 | 98 | 25.9 | 27.0 | 110 |
| SLM | 34 | 7.2 | 19 | 102 | 39 | 2097 | 6.6 | 5.2 | 110 | 100 | 105 | 29 | 20 | 60 | 80 | 72.2 | 10.8 | 99 | 83.5 | 2.8 | 102 | 26.1 | 26.6 | 108 |
| M | 34 | 6.0 | 16 | 108 | 40 | 2188 | 6.9 | 5.2 | 120 | 110 | 115 | 15 | 14 | | 110 | 73.7 | 11.4 | 104 | 84.9 | 2.6 | 107 | 26.5 | 26.4 | 106 |
| ROLLING FORK | | DELTAPINE SMOOTHLEAF | | | | | 100 PERCENT | | | | | | | | | | | | | | | | | |
| M | 35 | 6.4 | 18 | 108 | 40 | 2188 | 6.8 | 5.0 | 110 | 110 | 110 | 24 | 14 | | 80 | 73.6 | 10.8 | 101 | 83.1 | 2.3 | 104 | 25.6 | 27.8 | 114 |
| M | 35 | 5.4 | 29 | 113 | 44 | 2343 | 7.3 | 5.6 | 110 | 100 | 105 | 27 | 20 | 65 | 80 | 74.2 | 10.6 | 102 | 84.3 | 2.8 | 105 | 25.8 | 27.6 | 113 |
| SLM | 37 | 7.1 | 28 | 114 | 43 | 2329 | 7.6 | 5.9 | 100 | 100 | 100 | 24 | 19 | | 70 | 72.1 | 10.4 | 98 | 83.5 | 3.1 | 101 | 25.7 | 27.0 | 111 |
| M LT SP | 36 | 7.5 | 30 | 109 | 42 | 2249 | 6.7 | 5.4 | 110 | 90 | 100 | 22 | 19 | | 90 | 71.4 | 11.0 | 98 | 82.5 | 2.3 | 102 | 27.2 | 25.4 | 101 |
| ROLLING FORK | | FOX 4 | | | | | 100 PERCENT | | | | | | | | | | | | | | | | | |
| M | 36 | 6.6 | 19 | 115 | 44 | 2365 | 6.4 | 4.9 | 110 | 100 | 105 | 22 | 15 | | 80 | 72.6 | 10.8 | 100 | 82.0 | 2.5 | 100 | 25.4 | 28.0 | 115 |
| SLM | 35 | 7.5 | 13 | 112 | 43 | 2307 | 6.6 | 5.4 | 110 | 100 | 105 | 29 | 18 | 64 | 80 | 70.1 | 11.2 | 97 | 81.7 | 3.1 | 97 | 25.7 | 27.9 | 114 |
| SLM LT SP | 35 | 7.4 | 31 | 109 | 41 | 2224 | 6.3 | 5.0 | 90 | 80 | 85 | 45 | 35 | | 80 | 69.0 | 12.4 | 99 | 83.7 | 2.8 | 103 | 26.6 | 25.8 | 104 |
| SLM | 36 | 8.4 | 36 | 113 | 44 | 2343 | 6.3 | 5.2 | 100 | 90 | 95 | 38 | 28 | | 80 | 70.6 | 10.0 | 94 | 81.9 | 2.8 | 99 | 28.0 | 26.0 | 102 |
| ROLLING FORK | | STONEVILLE 3202 | | | | | 100 PERCENT | | | | | | | | | | | | | | | | | |
| M | 35 | 6.4 | 16 | 96 | 36 | 1956 | 5.9 | 4.5 | 120 | 100 | 110 | 14 | 11 | | 90 | 73.8 | 11.6 | 104 | 84.1 | 2.9 | 103 | 25.4 | 27.0 | 111 |
| M | 34 | 8.3 | 32 | 93 | 35 | 1896 | 5.8 | 4.2 | 100 | 90 | 95 | 30 | 24 | 56 | 90 | 70.2 | 10.7 | 96 | 83.6 | 2.0 | 106 | 28.3 | 25.7 | 100 |
| TUNICA | | DELTAPINE SMOOTHLEAF | | | | | 99 PERCENT | | | | | | | | | | | | | | | | | |
| SM | 34 | 5.5 | 7 | 110 | 41 | 2235 | 6.0 | 4.8 | 120 | 110 | 115 | 17 | 12 | | 80 | 74.6 | 10.8 | 103 | 82.5 | 2.3 | 102 | 24.7 | 26.6 | 111 |
| SM | 34 | 5.8 | 16 | 112 | 43 | 2307 | 6.8 | 5.4 | 120 | 100 | 110 | 17 | 13 | 66 | 90 | 75.3 | 10.4 | 103 | 84.0 | 2.4 | 105 | 25.9 | 27.3 | 109 |
| SM | 34 | 5.5 | 12 | 111 | 42 | 2271 | 6.6 | 5.0 | 120 | 100 | 110 | 14 | 12 | | 100 | 75.5 | 10.8 | 104 | 84.7 | 2.1 | 108 | 24.6 | 28.0 | 117 |
| M LT SP | 34 | 7.9 | 30 | 106 | 39 | 2141 | 6.7 | 5.1 | 100 | 70 | 85 | 26 | 23 | | 100 | 67.6 | 11.0 | 90 | 83.1 | 3.2 | 100 | 26.2 | 26.6 | 108 |
| TUNICA | | DELTAPINE SMOOTHLEAF | | | | | 100 PERCENT | | | | | | | | | | | | | | | | | |
| SM | 34 | 6.4 | 5 | 115 | 43 | 2340 | 6.4 | 5.1 | 130 | 110 | 120 | 10 | 7 | | 90 | 74.0 | 11.1 | 103 | 83.1 | 2.3 | 104 | 24.1 | 27.8 | 117 |
| SM | 34 | 5.6 | 15 | 114 | 42 | 2304 | 6.9 | 5.4 | 120 | 100 | 110 | 12 | 9 | 66 | 100 | 75.6 | 10.6 | 104 | 84.5 | 2.3 | 107 | 26.0 | 28.4 | 116 |
| SM | 34 | 5.7 | 16 | 110 | 41 | 2235 | 6.6 | 5.2 | 120 | 100 | 110 | 12 | 9 | | 100 | 75.6 | 9.4 | 101 | 83.0 | 2.5 | 102 | 25.7 | 27.3 | 112 |
| SM | 35 | 6.2 | 16 | 112 | 42 | 2282 | 6.5 | 5.2 | 120 | 100 | 110 | 14 | 10 | | 100 | 75.2 | 9.8 | 101 | 83.3 | 3.6 | 99 | 26.0 | 26.6 | 108 |
| MISSOURI | | | | | | | | | | | | | | | | | | | | | | | | |
| ANNISTON | | REX | | | | | 85 PERCENT | | | | | | | | | | | | | | | | | |
| M | 34 | 7.2 | 27 | 102 | 38 | 2072 | 6.5 | 4.8 | 100 | 100 | 100 | 45 | 28 | | 70 | 72.8 | 10.3 | 98 | 83.6 | 2.3 | 103 | 25.4 | 28.4 | 117 |
| M | 34 | 6.6 | 27 | 102 | 38 | 2072 | 6.4 | 5.0 | 110 | 90 | 100 | 43 | 27 | 57 | 80 | 72.0 | 11.0 | 100 | 82.9 | 3.1 | 100 | 26.8 | 26.8 | 107 |
| SLM | 34 | 7.7 | 46 | 104 | 40 | 2144 | 6.3 | 5.1 | 80 | 60 | 70 | 54 | 39 | | 70 | 66.6 | 10.6 | 88 | 81.1 | 4.2 | 91 | 26.7 | 25.6 | 102 |
| CATRON | | DELTAPINE 15 | | | | | 75 PERCENT | | | | | | | | | | | | | | | | | |
| SLM | 34 | 8.9 | 19 | 106 | 40 | 2166 | 6.3 | 4.6 | 110 | 100 | 105 | 31 | 23 | | 80 | 69.9 | 11.4 | 97 | 83.0 | 2.9 | 101 | 27.3 | 27.1 | 108 |
| SLM | 34 | 8.6 | 20 | 108 | 40 | 2188 | 6.8 | 5.2 | 110 | 100 | 105 | 29 | 18 | 63 | 90 | 70.8 | 10.6 | 96 | 82.2 | 3.1 | 98 | 26.7 | 25.9 | 104 |
| LM | 33 | 13.1 | 41 | 101 | 36 | 2011 | 5.8 | 4.4 | 100 | 70 | 85 | 46 | 32 | | 70 | 65.0 | 10.2 | 84 | 80.6 | 4.0 | 91 | 27.6 | 25.2 | 99 |
| MATTHEWS | | FOX 4 | | | | | 70 PERCENT | | | | | | | | | | | | | | | | | |
| M | 34 | 7.2 | 15 | 110 | 42 | 2260 | 6.7 | 4.8 | 120 | 100 | 110 | 20 | 16 | | 100 | 71.0 | 10.9 | 97 | 83.0 | 2.5 | 102 | 26.8 | 27.6 | 111 |
| M | 34 | 6.0 | 24 | 108 | 41 | 2213 | 6.8 | 5.4 | 100 | 90 | 95 | 24 | 20 | 60 | 100 | 72.0 | 10.4 | 98 | 83.2 | 2.7 | 102 | 26.7 | 26.9 | 108 |
| M LT SP | 34 | 7.7 | 26 | 110 | 43 | 2285 | 6.6 | 5.2 | 110 | 100 | 105 | 25 | 14 | | 100 | 65.3 | 11.4 | 87 | 83.6 | 2.7 | 103 | 26.0 | 26.3 | 107 |

Table 6.--Cotton: Fiber test results for medium staple varieties by state and market area for samples of modal quality, collected at triweekly intervals, crop of 1961--Continued

| State, Production Area, Chronological sampling and Classification | | Predominant variety, percentage of variety at gin, and fiber test results | | | | | | | | | | | | | | |
|---|---|---|---|---|---|---|---|---|---|---|---|---|---|---|---|---|
| | | Digital Fibrograph | | Micro-naire | Fiber strength | | | Elon-gation 1/8" | Shirley Analyzer | | Color of raw stock | | | | Color of cleaned lint | |
| | | 2.5% span length | 50/2.5 unif. | | Zero gauge | | 1/8" gauge | | Visible waste | Total waste | Reflect-ance | Yellow-ness | Composite | | Reflect-ance | Yellow-ness |
| Grade | Staple | | | | | | | | | | | | | | | |
| | 32d in. | In. | Pct. | Rdg. | Mpsi | G/tex | G/tex | Pct. | Pct. | Pct. | Rd | +b | Index | Code | Rd | +b |
| MISSOURI----CONTINUED | | | | | | | | | | | | | | | | |
| PEACH ORCHARD | DELFOS | | | | 90 PERCENT | | | | | | | | | | | |
| M | 34 | 1.07 | 41 | 3.8 | 80 | 39.6 | 22.5 | 6.0 | 1.4 | 2.6 | 77.7 | 8.2 | 102 | 501 | 79.4 | 8.0 |
| M | 36 | 1.10 | 38 | 3.6 | 81 | 40.1 | 22.5 | 6.2 | 1.5 | 2.4 | 77.3 | 8.0 | 101 | 551 | 78.8 | 7.8 |
| SLM LT SP | 34 | 1.11 | 42 | 3.4 | 79 | 39.1 | 21.9 | 6.1 | 2.2 | 3.8 | 71.0 | 8.2 | 92 | 652 | 75.2 | 8.5 |
| SENATH | AUBURN 56 | | | | 100 PERCENT | | | | | | | | | | | |
| M | 35 | 1.07 | 43 | 4.0 | 79 | 39.1 | 21.7 | 6.2 | .9 | 1.9 | 77.8 | 8.5 | 102 | 502 | 81.0 | 8.1 |
| M | 34 | 1.04 | 40 | 3.5 | 83 | 41.1 | 23.1 | 5.8 | .9 | 2.1 | 77.3 | 8.1 | 101 | 551 | 80.0 | 8.2 |
| SLM | 34 | 1.01 | 43 | 3.6 | 80 | 39.6 | 22.2 | 5.8 | 1.2 | 3.0 | 72.8 | 7.9 | 95 | 652 | 77.0 | 7.9 |
| SIKESTON | FOX 4 | | | | 75 PERCENT | | | | | | | | | | | |
| M | 34 | 1.08 | 45 | 3.9 | 83 | 41.1 | 22.7 | 6.5 | 1.3 | 2.1 | 76.1 | 8.4 | 100 | 552 | 78.4 | 8.2 |
| M | 34 | 1.03 | 42 | 3.6 | 83 | 41.1 | 23.3 | 6.6 | 1.6 | 2.6 | 76.1 | 8.0 | 100 | 551 | 78.2 | 8.2 |
| SLM | 34 | 1.06 | 43 | 3.4 | 80 | 39.6 | 23.1 | 6.3 | 1.4 | 2.7 | 72.0 | 8.1 | 94 | 652 | 75.5 | 7.8 |
| STEELE | MIXED-MAINLY DPL SMOOTHLEAF | | | | | | | | | | | | | | | |
| M | 35 | 1.08 | 43 | 4.6 | 80 | 39.6 | 22.4 | 5.9 | 1.0 | 1.7 | 77.2 | 8.4 | 100 | 502 | 78.2 | 8.4 |
| M | 35 | 1.08 | 43 | 4.2 | 84 | 41.6 | 23.3 | 6.8 | 1.5 | 2.6 | 78.0 | 8.1 | 102 | 501 | 80.1 | 8.0 |
| M LT SP | 34 | 1.07 | 44 | 3.9 | 80 | 39.6 | 23.3 | 6.9 | 1.4 | 2.6 | 73.5 | 8.3 | 96 | 602 | 77.0 | 8.1 |
| WARDELL | REX | | | | 70 PERCENT | | | | | | | | | | | |
| M | 35 | 1.12 | 43 | 4.1 | 82 | 40.6 | 22.3 | 5.4 | 1.0 | 2.0 | 79.0 | 8.1 | 103 | 501 | 80.8 | 8.3 |
| M | 35 | 1.10 | 43 | 4.0 | 84 | 41.6 | 23.5 | 6.2 | 1.2 | 2.2 | 79.0 | 7.9 | 103 | 501 | 82.0 | 7.9 |
| M LT SP | 34 | 1.07 | 44 | 3.7 | 77 | 38.1 | 21.0 | 6.1 | 1.9 | 3.3 | 71.3 | 9.0 | 93 | 603 | 74.9 | 8.9 |
| NORTH CAROLINA | | | | | | | | | | | | | | | | |
| DUNN | COKER 100 | | | | 80 PERCENT | | | | | | | | | | | |
| M | 33 | 1.03 | 45 | 4.0 | 73 | 36.0 | 18.5 | 7.1 | 1.2 | 2.0 | 76.5 | 8.7 | 101 | 502 | 77.5 | 8.8 |
| SLM | 34 | 1.08 | 43 | 4.2 | 76 | 37.5 | 20.4 | 6.4 | 1.7 | 2.7 | 72.4 | 8.3 | 95 | 602 | 74.8 | 8.5 |
| SLM | 33 | 1.02 | 42 | 3.9 | 71 | 35.1 | 18.2 | 6.7 | 1.5 | 2.7 | 72.7 | 8.0 | 96 | 652 | 75.9 | 8.0 |
| ENFIELD | COKER 100 | | | | 98 PERCENT | | | | | | | | | | | |
| M | 34 | 1.08 | 46 | 4.3 | 80 | 39.4 | 24.0 | 7.2 | 1.8 | 2.3 | 75.5 | 8.6 | 100 | 552 | 77.3 | 8.7 |
| M | 34 | 1.08 | 46 | 4.3 | 81 | 39.9 | 23.1 | 6.4 | 1.1 | 1.9 | 75.0 | 8.3 | 99 | 602 | 76.1 | 8.2 |
| SLM | 33 | 1.07 | 44 | 4.1 | 78 | 38.6 | 21.3 | 6.6 | 1.9 | 2.7 | 74.3 | 7.4 | 97 | 601 | 77.1 | 7.7 |
| LAURINBURG | REX | | | | 100 PERCENT | | | | | | | | | | | |
| SLM | 34 | 1.06 | 43 | 4.0 | 71 | 35.0 | 19.4 | 7.5 | 2.2 | 3.0 | 74.8 | 7.8 | 99 | 602 | 78.4 | 7.6 |
| M | 34 | 1.04 | 42 | 3.8 | 74 | 36.4 | 19.2 | 7.0 | 1.2 | 2.0 | 76.4 | 7.8 | 100 | 601 | 77.7 | 7.7 |
| SLM | 34 | 1.04 | 43 | 3.5 | 71 | 35.0 | 19.3 | 6.7 | 2.0 | 2.9 | 74.4 | 7.4 | 98 | 601 | 77.5 | 8.0 |
| SLM | 34 | 1.06 | 42 | 3.3 | 74 | 36.4 | 19.3 | 6.9 | .9 | 3.1 | 74.3 | 7.5 | 97 | 601 | 77.2 | 7.9 |
| SHELBY | COKER 100 | | | | 100 PERCENT | | | | | | | | | | | |
| M | 35 | 1.11 | 43 | 4.1 | 74 | 36.4 | 20.2 | 7.2 | 1.5 | 2.0 | 77.5 | 8.5 | 102 | 502 | 78.7 | 8.3 |
| SM | 34 | 1.07 | 45 | 3.8 | 75 | 37.3 | 22.3 | 7.1 | .7 | 1.1 | 78.6 | 8.4 | 103 | 501 | 79.8 | 8.2 |
| M | 33 | 1.03 | 44 | 4.1 | 78 | 38.5 | 21.3 | 6.6 | 1.4 | 2.1 | 76.0 | 8.1 | 100 | 552 | 77.2 | 8.8 |
| OKLAHOMA | | | | | | | | | | | | | | | | |
| WEBBERS FALLS | DELTAPINE 15 | | | | 78 PERCENT | | | | | | | | | | | |
| M | 36 | 1.12 | 44 | 4.6 | 82 | 40.6 | 23.9 | 7.3 | 1.9 | 3.0 | 74.6 | 8.4 | 98 | 602 | 77.6 | 8.5 |
| SLM | 35 | 1.10 | 44 | 3.4 | 80 | 39.6 | 22.5 | 7.1 | 2.2 | 3.8 | 75.1 | 7.6 | 98 | 601 | 78.6 | 7.8 |
| SLM | 35 | 1.10 | 44 | 3.6 | 78 | 38.6 | 23.8 | 7.4 | 2.0 | 3.4 | 75.0 | 7.4 | 98 | 601 | 78.9 | 7.6 |

Table 6a.--Cotton: Carded yarn processing test results for medium staple varieties by state and market area for samples of modal quality, collected at triweekly intervals, crop of 1961--Continued

| State, Production Area, Chronological sampling, and Classification | | Predominant variety, percentage of variety at gin, and carded yarn processing results | | | | | | | | | | | | | | | | | | | | | | | | |
|---|---|---|---|---|---|---|---|---|---|---|---|---|---|---|---|---|---|---|---|---|---|---|---|---|---|---|
| | | Picker & card waste | Neps in card web | Yarn skein strength | | | Yarn elongation | | Yarn appearance | | | Yarn imprfctns. | | Spin. potential | Trash in fabric | Color-22s grey yarn | | | Color 22s blchd.yarn | | | Color 22s dyed yarn | | |
| Grade | Staple | | | 22s or 26.8tex | 50s or 11.8tex | Average brk.fctr | 22s or 26.8tex | 50s or 11.8tex | 22s or 26.8tex | 50s or 11.8tex | Average | 22s or 26.8tex | 50s or 11.8tex | | | Rflctance | Yellowness | Composite | Rflctance | Yellowness | Composite | Rflctance | Blueness | Composite |
| | 32d in. | Pct. | No. | Lbs. | Lbs. | No. | Pct. | Pct. | Index | Index | Index | No. | No. | No. | Index | Rd | +b | Index | Rd | +b | Index | Rd | -b | Index |
| MISSOURI----CONTINUED | | | | | | | | | | | | | | | | | | | | | | | | | | |
| PEACH ORCHARD | | DELFOS | | | | | 90 PERCENT | | | | | | | | | | | | | | | | | | | |
| M | 34 | 6.6 | 23 | 108 | 41 | 2213 | 6.4 | 4.9 | 110 | 100 | 105 | 26 | 18 | | 80 | 72.9 | 11.0 | 101 | 83.4 | 3.6 | 99 | 27.8 | 26.0 | 102 |
| M | 36 | 7.1 | 31 | 113 | 43 | 2318 | 6.8 | 5.2 | 100 | 90 | 95 | 35 | 27 | 64 | 90 | 72.6 | 10.6 | 100 | 85.3 | 3.1 | 106 | 26.5 | 25.7 | 104 |
| SLM LT SP | 34 | 9.4 | 28 | 107 | 40 | 2177 | 6.2 | 4.8 | 100 | 90 | 95 | 38 | 27 | | 80 | 65.4 | 12.0 | 90 | 81.8 | 3.7 | 95 | 27.1 | 25.9 | 103 |
| SENATH | | AUBURN 56 | | | | | 100 PERCENT | | | | | | | | | | | | | | | | | | | |
| M | 35 | 6.8 | 14 | 109 | 41 | 2224 | 6.8 | 5.3 | 110 | 100 | 105 | 26 | 17 | | 70 | 73.0 | 11.0 | 101 | 82.9 | 2.7 | 101 | 26.2 | 27.3 | 111 |
| M | 34 | 5.9 | 23 | 109 | 41 | 2224 | 6.6 | 4.9 | 100 | 90 | 95 | 37 | 26 | 59 | 80 | 72.8 | 10.9 | 101 | 82.6 | 3.0 | 100 | 27.1 | 26.2 | 104 |
| SLM | 34 | 7.8 | 47 | 104 | 38 | 2094 | 6.2 | 4.8 | 90 | 70 | 80 | 51 | 38 | | 80 | 68.8 | 10.0 | 90 | 82.9 | 3.0 | 100 | 27.2 | 26.2 | 104 |
| SIKESTON | | FOX 4 | | | | | 75 PERCENT | | | | | | | | | | | | | | | | | | | |
| M | 34 | 6.0 | 26 | 109 | 42 | 2249 | 6.7 | 5.0 | 110 | 100 | 105 | 31 | 23 | | 90 | 70.9 | 11.6 | 100 | 83.2 | 3.6 | 98 | 26.7 | 25.9 | 104 |
| M | 34 | 7.4 | 39 | 112 | 43 | 2307 | 6.7 | 5.4 | 100 | 90 | 95 | 37 | 29 | 65 | 80 | 70.2 | 10.8 | 96 | 82.5 | 2.9 | 100 | 27.2 | 27.1 | 108 |
| SLM | 34 | 8.9 | 46 | 112 | 42 | 2282 | 6.4 | 5.0 | 100 | 90 | 95 | 41 | 27 | | 70 | 66.1 | 10.6 | 87 | 82.1 | 4.2 | 94 | 26.8 | 25.5 | 102 |
| STEELE | | MIXED-MAINLY DPL SMOOTHLEAF | | | | | | | | | | | | | | | | | | | | | | | | |
| M | 35 | 6.4 | 10 | 111 | 41 | 2246 | 6.3 | 5.0 | 110 | 110 | 110 | 20 | 11 | | 80 | 73.7 | 10.8 | 102 | 82.2 | 2.2 | 102 | 26.0 | 28.6 | 117 |
| M | 35 | 6.5 | 19 | 116 | 44 | 2376 | 7.0 | 5.5 | 110 | 100 | 105 | 21 | 12 | 64 | 100 | 73.3 | 10.9 | 101 | 82.9 | 2.7 | 101 | 25.2 | 26.5 | 109 |
| M LT SP | 34 | 7.3 | 19 | 112 | 42 | 2282 | 6.9 | 5.3 | 120 | 100 | 110 | 18 | 12 | | 100 | 68.2 | 10.8 | 92 | 82.3 | 3.4 | 97 | 25.5 | 26.6 | 109 |
| WARDELL | | REX | | | | | 70 PERCENT | | | | | | | | | | | | | | | | | | | |
| M | 35 | 5.8 | 12 | 113 | 43 | 2318 | 6.6 | 5.1 | 120 | 100 | 110 | 17 | 11 | | 80 | 74.0 | 11.2 | 103 | 81.5 | 2.8 | 98 | 25.8 | 27.0 | 110 |
| M | 35 | 6.1 | 14 | 117 | 45 | 2412 | 6.7 | 5.4 | 110 | 100 | 105 | 20 | 14 | 66 | 100 | 74.3 | 11.0 | 103 | 84.5 | 3.0 | 104 | 26.2 | 27.2 | 110 |
| M LT SP | 34 | 9.5 | 26 | 105 | 40 | 2155 | 6.4 | 4.7 | 100 | 100 | 100 | 30 | 18 | | 80 | 65.1 | 11.4 | 87 | 81.2 | 3.8 | 93 | 25.3 | 26.3 | 108 |
| NORTH CAROLINA | | | | | | | | | | | | | | | | | | | | | | | | | | |
| DUNN | | COKER 100 | | | | | 80 PERCENT | | | | | | | | | | | | | | | | | | | |
| M | 33 | 7.0 | 10 | 101 | 33 | 1936 | 6.4 | 4.8 | 120 | 110 | 115 | 16 | 11 | | 80 | 71.6 | 11.0 | 99 | 82.5 | 2.2 | 103 | 25.8 | 26.5 | 108 |
| SLM | 34 | 7.2 | 11 | 96 | 33 | 1881 | 6.6 | 5.0 | 110 | 100 | 105 | 25 | 15 | 54 | 90 | 69.4 | 10.8 | 94 | 83.3 | 2.9 | 102 | 28.7 | 26.1 | 101 |
| SLM | 33 | 9.3 | 21 | 85 | 27 | 1610 | 5.9 | 4.2 | 110 | 100 | 105 | 19 | 14 | | 90 | 70.8 | 10.6 | 96 | 82.4 | 3.0 | 99 | 29.1 | 25.5 | 98 |
| ENFIELD | | COKER 100 | | | | | 98 PERCENT | | | | | | | | | | | | | | | | | | | |
| M | 34 | 8.1 | 17 | 122 | 44 | 2442 | 6.6 | 5.0 | 110 | 100 | 105 | 21 | 15 | | 70 | 71.2 | 11.4 | 100 | 81.8 | 2.4 | 100 | 26.6 | 25.5 | 103 |
| M | 34 | 6.9 | 13 | 112 | 40 | 2232 | 6.6 | 5.2 | 120 | 110 | 115 | 22 | 12 | 59 | 100 | 70.4 | 10.8 | 96 | 83.2 | 3.1 | 100 | 27.5 | 26.1 | 103 |
| SLM | 33 | 7.7 | 22 | 108 | 36 | 2088 | 6.2 | 4.7 | 100 | 90 | 95 | 28 | 16 | | 90 | 70.9 | 9.6 | 93 | 81.5 | 2.5 | 99 | 29.2 | 25.7 | 98 |
| LAURINBURG | | REX | | | | | 100 PERCENT | | | | | | | | | | | | | | | | | | | |
| SLM | 34 | 8.2 | 23 | 94 | 32 | 1834 | 6.0 | 4.7 | 110 | 100 | 105 | 22 | 15 | | 80 | 73.2 | 10.0 | 98 | 82.0 | 2.3 | 101 | 29.6 | 27.8 | 106 |
| M | 34 | 7.4 | 27 | 96 | 32 | 1856 | 6.8 | 4.8 | 110 | 90 | 100 | 20 | 16 | 56 | 100 | 73.9 | 10.4 | 101 | 83.4 | 2.4 | 104 | 30.5 | 25.7 | 96 |
| SLM | 34 | 8.4 | 31 | 95 | 32 | 1845 | 6.8 | 4.9 | 110 | 90 | 100 | 33 | 22 | | 80 | 71.4 | 10.2 | 96 | 84.5 | 2.0 | 108 | 29.9 | 24.9 | 94 |
| SLM | 34 | 8.3 | 39 | 92 | 31 | 1787 | 6.7 | 4.9 | 100 | 80 | 90 | 37 | 25 | | 80 | 71.6 | 10.2 | 96 | 83.8 | 2.3 | 105 | 29.8 | 25.9 | 98 |
| SHELBY | | COKER 100 | | | | | 100 PERCENT | | | | | | | | | | | | | | | | | | | |
| M | 35 | 8.4 | 15 | 111 | 39 | 2196 | 6.8 | 5.1 | 100 | 100 | 100 | 13 | 12 | | 90 | 72.4 | 11.2 | 101 | 83.6 | 2.6 | 103 | 24.8 | 27.8 | 116 |
| SM | 34 | 5.6 | 28 | 112 | 40 | 2232 | 7.0 | 5.4 | 110 | 100 | 105 | 18 | 13 | 59 | 100 | 73.3 | 10.6 | 100 | 82.5 | 2.7 | 100 | 25.3 | 27.3 | 112 |
| M | 33 | 7.4 | 26 | 111 | 36 | 2121 | 6.4 | 4.7 | 110 | 90 | 100 | 26 | 19 | | 90 | 72.6 | 11.0 | 100 | 82.6 | 2.1 | 103 | 27.0 | 25.6 | 102 |
| OKLAHOMA | | | | | | | | | | | | | | | | | | | | | | | | | | |
| WEBBERS FALLS | | DELTAPINE 15 | | | | | 78 PERCENT | | | | | | | | | | | | | | | | | | | |
| M | 36 | 7.2 | 16 | 116 | 44 | 2376 | 6.7 | 5.3 | 120 | 110 | 115 | 17 | 10 | | 80 | 70.2 | 11.0 | 96 | 82.6 | 3.4 | 98 | 25.7 | 26.7 | 110 |
| SLM | 35 | 8.4 | 60 | 118 | 45 | 2423 | 7.2 | 5.5 | 100 | 80 | 90 | 44 | 33 | 67 | 70 | 73.7 | 10.2 | 100 | 85.1 | 2.6 | 107 | 27.2 | 25.4 | 101 |
| SLM | 35 | 9.4 | 62 | 115 | 45 | 2390 | 6.5 | 5.4 | 90 | 80 | 85 | 43 | 33 | | 80 | 70.4 | 9.9 | 93 | 82.1 | 3.1 | 98 | 27.5 | 25.0 | 99 |

Table 6.--Cotton: Fiber test results for medium staple varieties by state and market area for samples of modal quality, collected at triweekly intervals, crop of 1961--Continued

| State, Production Area, Chronological sampling and Classification | | Predominant variety, percentage of variety at gin, and fiber test results | | | | | | | | | | | | | | |
|---|---|---|---|---|---|---|---|---|---|---|---|---|---|---|---|---|
| | | Digital Fibrograph | | Micro-naire | Fiber strength | | Elon-gation 1/8" | Shirley Analyzer | | Color of raw stock | | | | Color of cleaned lint | |
| | | 2.5% span length | 50/2.5 unif. | | Zero gauge | 1/8" gauge | | Visible waste | Total waste | Reflect-ance | Yellow-ness | Composite | | Reflect-ance | Yellow-ness |
| Grade | Staple | 32d in. | In. | Pct. | Rdg. | Mpsi | G/tex | G/tex | Pct. | Pct. | Pct. | Rd | +b | Index | Code | Rd | +b |
| SOUTH CAROLINA | | | | | | | | | | | | | | | | | |
| DENMARK | COKER 100 | | | | | 100 PERCENT | | | | | | | | | | | |
| SLM | 33 | 1.02 | 45 | 4.2 | 77 | 38.2 | 19.2 | 6.5 | 1.6 | 2.9 | 72.5 | 9.0 | 96 | 603 | 75.2 | 9.0 |
| SLM | 33 | 1.04 | 42 | 4.1 | 74 | 36.5 | 18.2 | 6.8 | 1.7 | 2.6 | 73.6 | 8.4 | 97 | 602 | 76.5 | 9.0 |
| SLM | 33 | 1.02 | 42 | 4.2 | 75 | 37.1 | 18.6 | 6.4 | 1.3 | 3.5 | 72.6 | 8.3 | 95 | 602 | 74.0 | 8.2 |
| GARNETT | COKER 100 | | | | | 99 PERCENT | | | | | | | | | | |
| M LT GR | 33 | 1.01 | 44 | 4.2 | 74 | 36.7 | 15.8 | 5.8 | 1.1 | 3.1 | 67.2 | 8.6 | 85 | 703 | 68.8 | 8.6 |
| M LT GR | 33 | 1.03 | 42 | 4.2 | 70 | 34.5 | 17.1 | 6.0 | 1.0 | 2.3 | 69.0 | 8.4 | 88 | 703 | 71.5 | 8.5 |
| M LT SP | 32 | 1.00 | 42 | 4.2 | 74 | 36.5 | 17.4 | 5.8 | 1.5 | 3.2 | 69.8 | 8.5 | 89 | 653 | 72.5 | 8.8 |
| HARTSVILLE | COKER 100 | | | | | 90 PERCENT | | | | | | | | | | |
| M | 33 | 1.04 | 45 | 4.2 | 78 | 38.8 | 20.2 | 6.8 | .9 | 1.6 | 76.0 | 8.8 | 100 | 552 | 77.3 | 9.0 |
| SLM | 34 | 1.08 | 44 | 3.8 | 75 | 37.3 | 19.6 | 7.2 | 1.7 | 2.3 | 73.7 | 8.1 | 97 | 602 | 75.4 | 8.4 |
| M | 34 | 1.08 | 44 | 3.8 | 79 | 39.1 | 22.4 | 6.3 | 1.2 | 1.6 | 75.3 | 8.0 | 99 | 602 | 88.1 | 8.4 |
| ST. MATTHEWS | ALL IN-ONE | | | | | 100 PERCENT | | | | | | | | | | |
| M | 33 | 1.01 | 44 | 4.0 | 74 | 36.5 | 18.9 | 7.0 | .6 | 1.4 | 73.5 | 9.3 | 98 | 553 | 75.5 | 9.2 |
| M | 34 | 1.05 | 43 | 3.9 | 72 | 35.7 | 19.4 | 7.0 | .6 | 1.5 | 75.6 | 8.8 | 100 | 502 | 77.7 | 8.4 |
| M | 34 | 1.05 | 43 | 3.6 | 73 | 36.0 | 20.5 | 8.2 | .9 | 1.7 | 76.0 | 8.3 | 100 | 552 | 77.9 | 8.3 |
| SUMMERTON | COKER 100 | | | | | 90 PERCENT | | | | | | | | | | |
| M | 33 | 1.04 | 44 | 4.2 | 75 | 37.2 | 18.7 | 6.8 | .5 | 1.1 | 74.8 | 9.1 | 99 | 552 | 76.5 | 9.1 |
| SLM | 34 | 1.06 | 43 | 3.8 | 68 | 33.7 | 19.8 | 7.0 | 1.4 | 2.3 | 71.5 | 8.2 | 93 | 652 | 72.9 | 8.2 |
| M | 33 | 1.04 | 42 | 3.8 | 73 | 36.3 | 19.3 | 6.5 | 1.1 | 2.6 | 76.0 | 8.0 | 100 | 552 | 78.7 | 8.0 |
| YORK | COKER 100 | | | | | 100 PERCENT | | | | | | | | | | |
| M | 35 | 1.13 | 46 | 4.5 | 72 | 35.7 | 20.2 | 7.2 | 1.2 | 1.5 | 77.9 | 8.4 | 103 | 502 | 78.5 | 8.5 |
| SM | 36 | 1.10 | 45 | 4.4 | 76 | 37.8 | 20.8 | 7.1 | 1.1 | 1.7 | 77.6 | 8.6 | 103 | 502 | 78.6 | 8.6 |
| M | 34 | 1.08 | 44 | 4.3 | 77 | 38.3 | 21.2 | 6.7 | 1.4 | 2.2 | 76.2 | 8.2 | 101 | 552 | 78.8 | 8.5 |
| TENNESSEE | | | | | | | | | | | | | | | | |
| COVINGTON | MIXED-MAINLY REX | | | | | | | | | | | | | | | |
| M | 34 | 1.04 | 45 | 4.2 | 80 | 39.6 | 20.3 | 5.8 | 1.0 | 2.1 | 77.6 | 8.7 | 102 | 502 | 80.4 | 8.6 |
| M | 34 | 1.06 | 42 | 3.8 | 86 | 42.6 | 21.6 | 6.1 | 1.3 | 2.2 | 78.4 | 8.4 | 103 | 501 | 80.8 | 8.2 |
| M | 34 | 1.03 | 43 | 3.6 | 81 | 40.1 | 22.3 | 5.1 | 1.0 | 2.9 | 77.6 | 8.2 | 102 | 501 | 80.0 | 8.6 |
| DYERSBURG | DELTAPINE SMOOTHLEAF | | | | | 85 PERCENT | | | | | | | | | | |
| M | 34 | 1.08 | 45 | 4.6 | 79 | 39.1 | 21.6 | 6.2 | 1.5 | 2.3 | 75.5 | 8.4 | 99 | 552 | 76.4 | 8.7 |
| SLM | 34 | 1.06 | 43 | 4.2 | 79 | 39.1 | 21.5 | 6.3 | 1.4 | 2.5 | 74.9 | 8.1 | 98 | 602 | 75.8 | 9.0 |
| LM LT SP | 33 | 1.04 | 43 | 3.4 | 77 | 38.1 | 21.7 | 5.4 | 2.3 | 4.2 | 64.9 | 9.4 | 81 | 704 | 68.9 | 9.8 |
| FAYETTEVILLE | EMPIRE | | | | | 95 PERCENT | | | | | | | | | | |
| SM | 34 | 1.05 | 46 | 4.3 | 80 | 39.6 | 21.0 | 5.7 | .5 | 1.2 | 78.0 | 8.6 | 103 | 502 | 79.5 | 8.4 |
| SM | 34 | 1.08 | 43 | 4.2 | 82 | 40.6 | 22.0 | 5.8 | .6 | 1.3 | 78.4 | 8.3 | 103 | 501 | 79.9 | 8.6 |
| SM | 34 | 1.04 | 45 | 3.8 | 78 | 38.6 | 22.3 | 5.3 | .5 | 2.4 | 79.9 | 8.3 | 105 | 451 | 80.8 | 8.2 |
| HUMBOLT | DELTAPINE SMOOTHLEAF | | | | | 95 PERCENT | | | | | | | | | | |
| SM | 34 | 1.07 | 45 | 4.8 | 79 | 39.1 | 21.5 | 7.0 | .3 | 1.2 | 80.0 | 8.5 | 105 | 401 | 82.4 | 8.5 |
| M | 34 | 1.07 | 43 | 4.3 | 78 | 38.6 | 22.0 | 7.2 | .8 | 1.9 | 77.1 | 8.3 | 101 | 502 | 79.0 | 8.5 |
| M | 34 | 1.05 | 43 | 3.4 | 77 | 38.1 | 23.2 | 7.0 | 1.0 | 2.6 | 77.9 | 8.2 | 102 | 501 | 79.9 | 8.2 |
| SLM SP | 33 | 1.01 | 42 | 3.6 | 76 | 37.6 | 21.3 | 6.7 | 1.0 | 2.4 | 62.5 | 10.9 | 78 | 706 | 65.8 | 10.6 |

Table 6a.--Cotton: Carded yarn processing test results for medium staple varieties by state and market area for samples of modal quality, collected at triweekly intervals, crop of 1961--Continued

| State, Production Area, Chronological sampling, and Classification | | Predominant variety, percentage of variety at gin, and carded yarn processing results | | | | | | | | | | | | | | | | | | | | | | | |
|---|---|---|---|---|---|---|---|---|---|---|---|---|---|---|---|---|---|---|---|---|---|---|---|---|---|
| | | Picker & card waste | Neps in card web | Yarn skein strength | | | Yarn elongation | | Yarn appearance | | | Yarn imprfctns. | | Spin. potential | Trash in fabric | Color-22s grey yarn | | | | Color 22s blchd.yarn | | | Color 22s dyed yarn | | |
| | | | | 22s or 26.8tex | 50s or 11.8tex | Average brk.fctr | 22s or 26.8tex | 50s or 11.8tex | 22s or 26.8tex | 50s or 11.8tex | Average | 22s or 26.8tex | 50s or 11.8tex | | | Rflctance | Yellowness | Composite | Rflctance | Yellowness | Composite | Rflctance | Blueness | Composite |
| Grade | Staple | | | | | | | | | | | | | | | | | | | | | | | | |
| | 32d in. | Pct. | No. | Lbs. | Lbs. | No. | Pct. | Pct. | Index | Index | Index | No. | No. | No. | Index | Rd | +b | Index | Rd | +b | Index | Rd | -b | Index |
| SOUTH CAROLINA | | | | | | | | | | | | | | | | | | | | | | | | | |
| DENMARK | | COKER 100 | | | | | 100 PERCENT | | | | | | | | | | | | | | | | | | |
| SLM | 33 | 8.4 | 26 | 91 | 29 | 1726 | 5.4 | 3.9 | 110 | 110 | 110 | 13 | 11 | | 90 | 68.0 | 10.5 | 90 | 82.0 | 3.4 | 96 | 27.8 | 26.4 | 102 |
| SLM | 33 | 8.5 | 18 | 88 | 29 | 1693 | 5.5 | 3.8 | 110 | 90 | 100 | 15 | 12 | 46 | 80 | 69.4 | 11.1 | 95 | 82.8 | 2.7 | 101 | 28.9 | 27.2 | 105 |
| SLM | 33 | 8.4 | 24 | 84 | 25 | 1549 | 5.6 | 3.8 | 100 | 90 | 95 | 26 | 19 | | 90 | 67.4 | 10.4 | 89 | 84.1 | 2.0 | 107 | 28.0 | 27.1 | 106 |
| GARNETT | | COKER 100 | | | | | 99 PERCENT | | | | | | | | | | | | | | | | | | |
| M LT GR | 33 | 9.2 | 15 | 66 | 23 1/ | 1232 | 4.4 | 3.2 | 120 | 110 | 115 | 14 | 11 | | 80 | 61.0 | 10.3 | 77 | 82.4 | 3.1 | 99 | 29.2 | 26.1 | 100 |
| M LT GR | 33 | 9.5 | 15 | 72 | 27 1/ | 1386 | 4.8 | 3.6 | 100 | 90 | 95 | 12 | 13 | 3/ | 90 | 64.4 | 10.6 | 84 | 81.2 | 2.5 | 98 | 28.8 | 27.8 | 108 |
| M LT SP | 32 | 9.6 | 23 | 65 | 31 2/ | 1273 | 4.8 | 3.8 | 100 | 90 | 95 | 31 | 32 | | 90 | 66.8 | 10.4 | 87 | 83.3 | 2.7 | 102 | 28.9 | 25.4 | 98 |
| HARTSVILLE | | COKER 100 | | | | | 90 PERCENT | | | | | | | | | | | | | | | | | | |
| M | 33 | 6.7 | 15 | 108 | 36 | 2088 | 6.4 | 4.8 | 110 | 100 | 105 | 11 | 9 | | 90 | 71.0 | 11.2 | 98 | 84.0 | 2.6 | 104 | 25.4 | 25.9 | 107 |
| SLM | 34 | 8.5 | 33 | 106 | 38 | 2116 | 6.4 | 5.1 | 100 | 90 | 95 | 23 | 18 | 59 | 80 | 68.7 | 11.0 | 93 | 82.8 | 2.2 | 103 | 27.7 | 26.6 | 105 |
| M | 34 | 8.0 | 29 | 108 | 40 | 2188 | 6.6 | 5.0 | 100 | 90 | 95 | 30 | 22 | | 100 | 72.4 | 10.8 | 100 | 83.9 | 2.6 | 104 | 29.0 | 25.7 | 99 |
| ST. MATTHEWS | | ALL-IN ONE | | | | | 100 PERCENT | | | | | | | | | | | | | | | | | | |
| M | 33 | 7.2 | 18 | 93 | 30 | 1773 | 6.0 | 4.4 | 100 | 100 | 100 | 15 | 12 | | 80 | 66.8 | 12.4 | 94 | 82.0 | 2.9 | 98 | 27.8 | 26.1 | 103 |
| M | 34 | 7.4 | 30 | 102 | 35 | 1997 | 6.4 | 5.2 | 100 | 90 | 95 | 20 | 16 | 57 | 80 | 70.4 | 11.6 | 99 | 82.9 | 2.5 | 102 | 27.3 | 27.6 | 110 |
| M | 34 | 7.2 | 47 | 102 | 35 | 1997 | 7.0 | 5.4 | 100 | 90 | 95 | 32 | 27 | | 90 | 71.4 | 10.6 | 97 | 83.7 | 2.7 | 103 | 27.3 | 26.7 | 106 |
| SUMMERTON | | COKER 100 | | | | | 90 PERCENT | | | | | | | | | | | | | | | | | | |
| M | 33 | 6.3 | 14 | 100 | 33 | 1925 | 6.0 | 4.6 | 110 | 100 | 105 | 10 | 9 | | 90 | 69.8 | 11.6 | 97 | 83.1 | 2.0 | 105 | 26.4 | 26.0 | 105 |
| SLM | 34 | 9.1 | 32 | 93 | 31 | 1798 | 5.8 | 4.5 | 90 | 90 | 90 | 22 | 18 | 50 | 80 | 67.0 | 10.8 | 89 | 82.6 | 2.3 | 102 | 28.0 | 27.4 | 108 |
| M | 33 | 7.5 | 36 | 92 | 31 | 1787 | 6.8 | 4.4 | 100 | 90 | 95 | 32 | 23 | | 90 | 71.5 | 10.7 | 98 | 83.0 | 2.6 | 102 | 29.3 | 26.1 | 100 |
| YORK | | COKER 100 | | | | | 100 PERCENT | | | | | | | | | | | | | | | | | | |
| M | 35 | 7.2 | 7 | 120 | 43 | 2395 | 6.8 | 5.5 | 120 | 110 | 115 | 10 | 8 | | 100 | 72.8 | 10.8 | 100 | 82.2 | 2.2 | 102 | 25.1 | 26.7 | 110 |
| SM | 36 | 8.1 | 15 | 112 | 40 | 2232 | 6.5 | 5.0 | 120 | 110 | 115 | 14 | 8 | 59 | 100 | 73.0 | 11.4 | 102 | 81.6 | 2.4 | 99 | 25.8 | 28.4 | 117 |
| M | 34 | 7.3 | 14 | 106 | 36 | 2066 | 6.6 | 5.1 | 120 | 110 | 115 | 24 | 15 | | 110 | 72.0 | 11.6 | 102 | 82.8 | 2.6 | 102 | 26.9 | 26.6 | 106 |
| TENNESSEE | | | | | | | | | | | | | | | | | | | | | | | | | |
| COVINGTON | | MIXED-MAINLY REX | | | | | | | | | | | | | | | | | | | | | | | |
| M | 34 | 5.7 | 15 | 106 | 39 | 2141 | 6.2 | 4.8 | 120 | 110 | 115 | 21 | 13 | | 80 | 72.2 | 11.7 | 102 | 84.1 | 2.3 | 106 | 25.7 | 26.0 | 106 |
| M | 34 | 6.1 | 15 | 109 | 41 | 2224 | 6.7 | 5.3 | 110 | 100 | 105 | 23 | 18 | 62 | 90 | 73.2 | 11.3 | 102 | 83.5 | 3.0 | 102 | 26.6 | 27.7 | 111 |
| M | 34 | 6.2 | 21 | 105 | 40 | 2155 | 6.4 | 4.8 | 110 | 100 | 105 | 23 | 18 | | 100 | 73.7 | 10.6 | 101 | 85.3 | 1.9 | 111 | 28.0 | 27.1 | 106 |
| DYERSBURG | | DELTAPINE SMOOTHLEAF | | | | | 85 PERCENT | | | | | | | | | | | | | | | | | | |
| M | 34 | 6.8 | 17 | 109 | 41 | 2224 | 6.4 | 5.0 | 110 | 100 | 105 | 25 | 18 | | 80 | 71.4 | 10.8 | 98 | 82.1 | 2.9 | 99 | 25.6 | 26.8 | 110 |
| SLM | 34 | 7.4 | 15 | 109 | 42 | 2249 | 6.5 | 5.2 | 110 | 100 | 105 | 29 | 18 | 64 | 80 | 69.6 | 10.6 | 94 | 84.3 | 2.9 | 104 | 26.3 | 27.2 | 110 |
| LM LT SP | 33 | 11.4 | 40 | 103 | 39 | 2108 | 5.9 | 4.7 | 90 | 80 | 85 | 48 | 38 | | 80 | 59.7 | 11.2 | 77 | 79.7 | 4.4 | 87 | 27.4 | 24.7 | 98 |
| FAYETTEVILLE | | EMPIRE | | | | | 95 PERCENT | | | | | | | | | | | | | | | | | | |
| SM | 34 | 5.7 | 22 | 106 | 41 | 2191 | 6.2 | 4.8 | 120 | 110 | 115 | 16 | 11 | | 80 | 72.5 | 11.4 | 102 | 82.6 | 2.2 | 103 | 25.5 | 26.8 | 110 |
| SM | 34 | 5.4 | 21 | 110 | 41 | 2235 | 6.8 | 5.6 | 110 | 100 | 105 | 22 | 16 | 61 | 100 | 73.5 | 11.0 | 102 | 83.2 | 2.8 | 102 | 26.5 | 28.4 | 115 |
| SM | 34 | 5.9 | 18 | 109 | 42 | 2249 | 6.4 | 5.2 | 110 | 90 | 100 | 22 | 19 | | 90 | 73.2 | 11.5 | 103 | 84.4 | 2.2 | 107 | 26.6 | 27.4 | 110 |
| HUMBOLT | | DELTAPINE SMOOTHLEAF | | | | | 95 PERCENT | | | | | | | | | | | | | | | | | | |
| SM | 34 | 5.2 | 20 | 110 | 41 | 2235 | 6.7 | 5.2 | 110 | 100 | 105 | 11 | 10 | | 100 | 74.2 | 10.9 | 103 | 82.1 | 2.2 | 102 | 24.9 | 27.4 | 113 |
| M | 34 | 6.8 | 24 | 114 | 44 | 2354 | 6.8 | 5.4 | 110 | 90 | 100 | 26 | 19 | 64 | 100 | 72.0 | 11.2 | 100 | 83.5 | 3.0 | 102 | 25.1 | 27.5 | 114 |
| M | 34 | 6.4 | 48 | 111 | 43 | 2296 | 6.8 | 5.6 | 100 | 80 | 90 | 38 | 24 | | 90 | 72.2 | 11.1 | 100 | 85.1 | 2.6 | 107 | 26.5 | 26.0 | 105 |
| SLM SP | 33 | 9.3 | 52 | 102 | 38 | 2072 | 6.5 | 4.8 | 90 | 80 | 85 | 39 | 32 | | 70 | 54.4 | 12.4 | 72 | 82.0 | 4.5 | 72 | 27.6 | 24.9 | 98 |

1/ Results for 44s yarn because cotton would not spin 50s yarn.
2/ Results for 36s yarn because cotton would not spin either 50s or 44s yarn.
3/ Below the range of results that can be obtained by the procedure used for testing medium staple cottons.

Table 6.--Cotton: Fiber test results for medium staple varieties by state and market area for samples of modal quality, collected at triweekly intervals, crop of 1961--Continued

| State, Production Area, Chronological sampling and Classification | | Predominant variety, percentage of variety at gin, and fiber test results | | | | | | | | | | | | | | | |
|---|---|---|---|---|---|---|---|---|---|---|---|---|---|---|---|---|---|
| | | Digital Fibrograph | | Micro-naire | Fiber strength | | | Elon-gation 1/8" | Shirley Analyzer | | Color of raw stock | | | | Color of cleaned lint | |
| | | | | | Zero gauge | | 1/8" gauge | | Visible waste | Total waste | Reflect-ance | Yellow-ness | Composite | | Reflect-ance | Yellow-ness |
| Grade | Staple | 2.5% span length | 50/2.5 unif. | | | | | | | | | | | | | |
| | 32d in. | In. | Pct. | Rdg. | Mpsi | G/tex | G/tex | Pct. | Pct. | Pct. | Rd | +b | Index | Code | Rd | +b |
| TENNESSEE----CONTINUED | | | | | | | | | | | | | | | | |
| MEMPHIS | MIXED--MAINLY REX | | | | | | | | | | | | | | | |
| M | 34 | 1.06 | 43 | 4.2 | 82 | 40.6 | 20.8 | 5.9 | 1.0 | 2.0 | 78.2 | 8.4 | 103 | 501 | 81.0 | 8.4 |
| M | 34 | 1.08 | 40 | 3.6 | 82 | 40.6 | 20.7 | 5.6 | 1.0 | 1.9 | 79.8 | 8.3 | 104 | 451 | 82.3 | 8.2 |
| M | 34 | 1.06 | 42 | 3.6 | 79 | 39.1 | 21.9 | 6.5 | 1.4 | 3.2 | 78.0 | 8.3 | 102 | 501 | 80.0 | 8.1 |
| SAVANNAH | DELTAPINE 15 | | | | 95 PERCENT | | | | | | | | | | | |
| M | 35 | 1.08 | 45 | 4.4 | 79 | 39.1 | 21.9 | 6.6 | 1.2 | 2.0 | 76.5 | 8.8 | 101 | 502 | 78.5 | 8.8 |
| M | 35 | 1.08 | 43 | 4.0 | 78 | 38.6 | 21.3 | 6.3 | 1.4 | 2.4 | 79.1 | 8.2 | 104 | 451 | 80.0 | 8.6 |
| M | 35 | 1.10 | 44 | 3.7 | 77 | 38.1 | 20.9 | 6.1 | 1.6 | 3.3 | 77.5 | 8.4 | 102 | 502 | 79.5 | 8.9 |
| TIPTONVILLE | DELTAPINE SMOOTHLEAF | | | | 100 PERCENT | | | | | | | | | | | |
| SM | 35 | 1.11 | 45 | 4.8 | 80 | 39.6 | 22.2 | 7.3 | .5 | 1.7 | 80.0 | 8.2 | 105 | 451 | 82.0 | 8.2 |
| SM | 35 | 1.12 | 42 | 4.3 | 82 | 40.6 | 22.3 | 7.0 | .6 | 1.4 | 81.6 | 7.9 | 107 | 401 | 83.1 | 7.7 |
| M | 35 | 1.12 | 45 | 3.8 | 80 | 39.6 | 23.2 | 6.8 | .7 | 2.3 | 77.5 | 7.8 | 101 | 551 | 78.9 | 7.8 |
| SLM LT SP | 34 | 1.06 | 42 | 3.6 | 76 | 37.6 | 23.1 | 7.0 | 1.2 | 2.7 | 67.2 | 8.6 | 85 | 703 | 71.8 | 8.8 |
| TRENTON | EMPIRE | | | | 90 PERCENT | | | | | | | | | | | |
| SM | 34 | 1.07 | 43 | 4.0 | 81 | 40.1 | 21.8 | 4.9 | .7 | 1.5 | 79.0 | 9.2 | 104 | 402 | 80.5 | 8.5 |
| SLM | 34 | 1.07 | 42 | 3.8 | 81 | 40.1 | 21.6 | 5.4 | 1.7 | 3.0 | 75.7 | 8.7 | 100 | 552 | 81.0 | 8.8 |
| SLM SP | 33 | 1.03 | 41 | 3.2 | 76 | 37.6 | 19.3 | 5.1 | 2.2 | 3.5 | 65.9 | 9.7 | 83 | 704 | 68.8 | 10.5 |
| TEXAS | | | | | | | | | | | | | | | | |
| BATESVILLE | MIXED--MAINLY DPL SMOOTHLEAF | | | | | | | | | | | | | | | |
| M | 34 | 1.04 | 44 | 3.8 | 74 | 36.6 | 21.5 | 7.3 | 1.6 | 2.6 | 75.9 | 8.4 | 100 | 552 | 78.6 | 8.5 |
| M | 35 | 1.10 | 42 | 3.8 | 74 | 36.6 | 22.2 | 6.7 | 1.1 | 2.2 | 76.5 | 8.6 | 103 | 452 | 81.6 | 8.7 |
| M | 34 | 1.01 | 42 | 3.5 | 76 | 37.6 | 21.9 | 6.9 | 1.3 | 2.8 | 75.4 | 9.1 | 100 | 502 | 77.7 | 9.0 |
| BROWNFIELD | MIXED--MAINLY REX | | | | | | | | | | | | | | | |
| SM | 33 | 1.04 | 44 | 4.0 | 70 | 34.6 | 19.9 | 6.6 | .9 | 1.9 | 77.6 | 9.0 | 102 | 452 | 79.6 | 8.9 |
| M | 34 | 1.03 | 43 | 3.2 | 72 | 35.6 | 20.0 | 7.2 | 1.1 | 3.2 | 77.7 | 8.5 | 102 | 502 | 78.2 | 8.3 |
| SLM | 30 | .91 | 45 | 3.3 | 75 | 37.1 | 20.3 | 6.2 | 1.7 | 3.4 | 75.3 | 8.0 | 99 | 602 | 76.1 | 8.3 |
| BRYAN | DELTAPINE TPSA | | | | 82 PERCENT | | | | | | | | | | | |
| SM | 34 | 1.08 | 44 | 4.4 | 77 | 38.1 | 23.0 | 7.0 | 1.2 | 2.2 | 78.8 | 8.4 | 103 | 451 | 79.9 | 8.4 |
| M LT SP | 34 | 1.05 | 44 | 4.1 | 76 | 37.6 | 22.4 | 6.4 | 1.0 | 2.4 | 71.5 | 9.3 | 94 | 603 | 73.5 | 9.6 |
| M LT SP | 32 | 1.00 | 40 | 3.6 | 83 | 41.1 | 21.1 | 6.6 | 1.0 | 2.2 | 73.5 | 8.8 | 97 | 602 | 76.2 | 9.0 |
| CORPUS CHRISTI | DELFOS 9169 | | | | 95 PERCENT | | | | | | | | | | | |
| M | 34 | 1.06 | 43 | 4.4 | 80 | 39.6 | 21.4 | 5.7 | 1.0 | 1.4 | 76.9 | 8.4 | 101 | 502 | 79.0 | 8.5 |
| M | 33 | 1.00 | 42 | 4.7 | 77 | 38.1 | 19.7 | 6.1 | .9 | 1.7 | 75.8 | 8.9 | 100 | 502 | 77.7 | 8.7 |
| M LT SP | 33 | 1.08 | 42 | 4.3 | 75 | 37.1 | 20.0 | 5.8 | 1.4 | 3.0 | 71.7 | 8.8 | 93 | 603 | 75.5 | 9.3 |
| CORPUS CHRISTI | STONEVILLE 7 | | | | 70 PERCENT | | | | | | | | | | | |
| M | 34 | 1.04 | 44 | 4.5 | 81 | 40.1 | 21.0 | 5.5 | 1.5 | 2.4 | 75.5 | 8.8 | 100 | 552 | 78.0 | 8.6 |
| M | 33 | .98 | 43 | 4.8 | 78 | 38.6 | 19.1 | 5.6 | 1.6 | 2.4 | 75.0 | 9.0 | 99 | 552 | 77.8 | 8.9 |
| SLM LT SP | 32 | .99 | 45 | 4.5 | 77 | 38.1 | 19.9 | 5.5 | 1.9 | 3.0 | 67.2 | 8.6 | 85 | 703 | 72.2 | 9.0 |
| DONNA | STONEVILLE | | | | 80 PERCENT | | | | | | | | | | | |
| M | 34 | 1.07 | 48 | 4.4 | 80 | 39.6 | 22.9 | 6.3 | 1.0 | 2.0 | 77.0 | 8.8 | 102 | 502 | 78.5 | 8.7 |
| M | 33 | 1.03 | 47 | 4.3 | 77 | 38.1 | 20.9 | 6.2 | 1.0 | 2.2 | 76.9 | 8.7 | 101 | 502 | 79.0 | 8.9 |
| M | 33 | 1.04 | 46 | 4.6 | 78 | 38.6 | 21.6 | 5.8 | 1.0 | 2.5 | 76.8 | 8.7 | 101 | 502 | 79.6 | 8.7 |

Table 6a.--Cotton: Carded yarn processing test results for medium staple varieties by state and market area for samples of modal quality, collected at triweekly intervals, crop of 1961--Continued

| State, Production Area, Chronological sampling, and Classification | | Predominant variety, percentage of variety at gin, and carded yarn processing results | | | | | | | | | | | | | | | | | | | | | | |
|---|---|---|---|---|---|---|---|---|---|---|---|---|---|---|---|---|---|---|---|---|---|---|---|---|
| | | Picker & card waste | Neps in card web | Yarn skein strength | | | Yarn elongation | | Yarn appearance | | | Yarn imprfctns. | | Spin. potential | Trash in fabric | Color-22s grey yarn | | | | Color 22s blchd.yarn | | | Color 22s dyed yarn | | |
| | | | | 22s or 26.8tex | 50s or 11.8tex | Average brk.fctr | 22s or 26.8tex | 50s or 11.8tex | 22s or 26.8tex | 50s or 11.8tex | Average | 22s or 26.8tex | 50s or 11.8tex | | | Rflctance | Yellowness | Composite | | Rflctance | Yellowness | Composite | Rflctance | Blueness | Composite |
| Grade | Staple | | | | | | | | | | | | | | | | | | | | | | | |
| | 32d in. | Pct. | No. | Lbs. | Lbs. | No. | Pct. | Pct. | Index | Index | Index | No. | No. | No. | Index | Rd | +b | Index | Rd | +b | Index | Rd | -b | Index |
| TENNESSEE----CONTINUED | | | | | | | | | | | | | | | | | | | | | | | | |
| MEMPHIS | | MIXED-MAINLY REX | | | | | | | | | | | | | | | | | | | | | | |
| M | 34 | 5.9 | 16 | 103 | 39 | 2108 | 6.5 | 5.0 | 120 | 110 | 115 | 19 | 12 | | 80 | 74.4 | 11.2 | 104 | 81.9 | 2.7 | 99 | 25.9 | 26.8 | 109 |
| M | 34 | 5.6 | 17 | 107 | 41 | 2202 | 6.8 | 5.3 | 120 | 100 | 110 | 19 | 14 | 58 | 90 | 74.4 | 10.8 | 103 | 85.2 | 2.3 | 109 | 26.4 | 26.8 | 108 |
| M | 34 | 6.2 | 20 | 109 | 41 | 2224 | 7.0 | 5.4 | 120 | 100 | 110 | 18 | 12 | | 100 | 73.6 | 11.8 | 104 | 84.1 | 2.4 | 106 | 26.4 | 26.1 | 105 |
| SAVANNAH | | DELTAPINE 15 | | | | | 95 PERCENT | | | | | | | | | | | | | | | | | |
| M | 35 | 6.5 | 12 | 114 | 44 | 2354 | 6.4 | 5.1 | 120 | 110 | 115 | 15 | 8 | | 90 | 72.6 | 11.7 | 103 | 83.2 | 2.8 | 102 | 25.3 | 27.0 | 111 |
| M | 35 | 5.3 | 17 | 114 | 44 | 2354 | 6.7 | 5.3 | 120 | 100 | 110 | 20 | 14 | 65 | 90 | 73.4 | 11.4 | 103 | 85.1 | 2.8 | 107 | 26.2 | 27.0 | 110 |
| M | 35 | 6.0 | 16 | 113 | 43 | 2318 | 6.8 | 5.5 | 120 | 100 | 110 | 17 | 12 | | 100 | 72.1 | 11.9 | 103 | 84.9 | 3.3 | 104 | 25.8 | 27.3 | 111 |
| TIPTONVILLE | | DELTAPINE SMOOTHLEAF | | | | | 100 PERCENT | | | | | | | | | | | | | | | | | |
| SM | 35 | 6.2 | 27 | 114 | 43 | 2329 | 6.7 | 5.3 | 120 | 100 | 110 | 18 | 11 | | 90 | 75.4 | 10.8 | 104 | 82.9 | 2.3 | 103 | 23.9 | 27.8 | 117 |
| SM | 35 | 5.5 | 27 | 115 | 44 | 2365 | 7.0 | 5.6 | 110 | 90 | 100 | 18 | 14 | 62 | 100 | 76.4 | 10.4 | 105 | 84.9 | 2.0 | 109 | 26.2 | 27.8 | 113 |
| M | 35 | 6.4 | 29 | 118 | 45 | 2423 | 7.0 | 5.7 | 110 | 100 | 105 | 20 | 15 | | 90 | 73.0 | 9.8 | 98 | 83.5 | 2.2 | 105 | 26.7 | 26.8 | 108 |
| SLM LT SP | 34 | 7.8 | 61 | 109 | 41 | 2224 | 6.7 | 5.0 | 90 | 70 | 80 | 42 | 25 | | 80 | 59.7 | 10.6 | 76 | 80.0 | 3.9 | 90 | 26.7 | 25.2 | 101 |
| TRENTON | | EMPIRE | | | | | 90 PERCENT | | | | | | | | | | | | | | | | | |
| SM | 34 | 5.5 | 27 | 110 | 42 | 2260 | 6.5 | 5.2 | 120 | 100 | 110 | 18 | 12 | | 90 | 73.2 | 11.8 | 104 | 82.7 | 2.5 | 102 | 26.9 | 26.6 | 106 |
| SLM | 34 | 7.1 | 21 | 110 | 44 | 2310 | 6.7 | 5.4 | 110 | 110 | 110 | 34 | 22 | 65 | 80 | 70.8 | 12.3 | 102 | 83.1 | 3.0 | 101 | 26.4 | 26.8 | 108 |
| SLM SP | 33 | 9.5 | 61 | 100 | 38 | 2050 | 5.8 | 4.6 | 80 | 80 | 80 | 51 | 36 | | 60 | 57.4 | 12.3 | 76 | 82.0 | 4.1 | 94 | 28.2 | 24.4 | 95 |
| TEXAS | | | | | | | | | | | | | | | | | | | | | | | | |
| BATESVILLE | | MIXED-MAINLY DPL SMOOTHLEAF | | | | | | | | | | | | | | | | | | | | | | |
| M | 34 | 8.5 | 28 | 109 | 41 | 2224 | 6.8 | 5.6 | 110 | 90 | 100 | 35 | 23 | | 80 | 70.0 | 11.6 | 98 | 84.4 | 2.9 | 104 | 26.5 | 27.6 | 111 |
| M | 35 | 6.8 | 34 | 109 | 40 | 2199 | 6.6 | 5.5 | 100 | 90 | 95 | 28 | 20 | 62 | 90 | 71.6 | 11.8 | 102 | 82.3 | 2.8 | 99 | 26.6 | 25.4 | 102 |
| M | 34 | 8.0 | 53 | 99 | 36 | 1989 | 6.5 | 5.2 | 100 | 90 | 95 | 35 | 28 | | 80 | 70.4 | 11.8 | 99 | 84.0 | 2.8 | 104 | 27.5 | 25.6 | 101 |
| BROWNFIELD | | MIXED-MAINLY REX | | | | | | | | | | | | | | | | | | | | | | |
| SM | 33 | 6.2 | 18 | 98 | 36 | 1978 | 6.7 | 5.2 | 110 | 100 | 105 | 21 | 14 | | 80 | 72.5 | 12.0 | 104 | 82.3 | 2.7 | 100 | 26.3 | 27.0 | 109 |
| M | 34 | 8.0 | 52 | 97 | 36 | 1967 | 6.9 | 5.6 | 100 | 80 | 90 | 38 | 30 | 58 | 90 | 72.0 | 11.2 | 100 | 83.5 | 3.1 | 101 | 26.7 | 27.4 | 110 |
| SLM | 30 | 8.8 | 47 | 97 | 33 | 1892 | 6.3 | 4.4 | 100 | 90 | 95 | 40 | 25 | | 80 | 68.6 | 10.3 | 90 | 81.2 | 3.1 | 96 | 28.0 | 25.1 | 98 |
| BRYAN | | DELTAPINE TPSA | | | | | 82 PERCENT | | | | | | | | | | | | | | | | | |
| SM | 34 | 6.7 | 24 | 104 | 39 | 2119 | 6.5 | 5.2 | 100 | 100 | 100 | 29 | 21 | | 80 | 72.2 | 11.6 | 102 | 83.5 | 2.4 | 104 | 27.0 | 26.1 | 104 |
| M LT SP | 34 | 7.3 | 45 | 103 | 39 | 2108 | 6.3 | 5.1 | 100 | 80 | 90 | 37 | 28 | 57 | 70 | 67.4 | 12.0 | 94 | 82.2 | 3.5 | 96 | 27.1 | 26.0 | 104 |
| M LT SP | 32 | 7.3 | 57 | 99 | 35 | 1964 | 6.1 | 4.4 | 90 | 80 | 85 | 37 | 33 | | 80 | 69.2 | 11.5 | 96 | 82.0 | 3.6 | 96 | 29.3 | 27.3 | 105 |
| CORPUS CHRISTI | | DELFOS 9169 | | | | | 95 PERCENT | | | | | | | | | | | | | | | | | |
| M | 34 | 7.2 | 36 | 103 | 37 | 2058 | 6.0 | 4.2 | 120 | 100 | 110 | 22 | 14 | | 110 | 71.5 | 10.7 | 98 | 83.8 | 2.3 | 105 | 27.1 | 28.4 | 114 |
| M | 33 | 6.6 | 17 | 94 | 33 | 1859 | 5.6 | 4.3 | 120 | 100 | 110 | 18 | 12 | 51 | 110 | 70.8 | 12.0 | 101 | 81.5 | 3.0 | 97 | 26.4 | 25.9 | 105 |
| M LT SP | 33 | 7.8 | 31 | 99 | 36 | 1989 | 5.9 | 4.6 | 110 | 100 | 105 | 24 | 15 | | 80 | 67.0 | 12.0 | 93 | 82.7 | 2.6 | 101 | 28.4 | 25.5 | 99 |
| CORPUS CHRISTI | | STONEVILLE 7 | | | | | 70 PERCENT | | | | | | | | | | | | | | | | | |
| M | 34 | 8.4 | 22 | 98 | 36 | 1978 | 5.9 | 4.5 | 120 | 100 | 110 | 24 | 21 | | 80 | 71.2 | 11.2 | 99 | 82.4 | 2.8 | 100 | 26.7 | 28.2 | 114 |
| M | 33 | 7.6 | 13 | 91 | 30 | 1751 | 5.4 | 4.2 | 120 | 100 | 110 | 18 | 15 | 50 | 100 | 70.8 | 11.8 | 100 | 83.5 | 2.8 | 103 | 27.0 | 25.5 | 102 |
| SLM LT SP | 32 | 8.4 | 20 | 94 | 33 | 1859 | 5.7 | 4.4 | 120 | 100 | 110 | 30 | 20 | | 80 | 63.4 | 11.3 | 84 | 83.3 | 2.5 | 103 | 27.5 | 27.6 | 109 |
| DONNA | | STONEVILLE | | | | | 80 PERCENT | | | | | | | | | | | | | | | | | |
| M | 34 | 7.5 | 27 | 111 | 42 | 2271 | 6.2 | 5.0 | 120 | 100 | 110 | 21 | 15 | | 100 | 72.6 | 11.2 | 101 | 84.0 | 2.5 | 105 | 26.5 | 28.8 | 117 |
| M | 33 | 7.1 | 29 | 103 | 38 | 2083 | 6.2 | 4.8 | 120 | 100 | 110 | 19 | 16 | 58 | 100 | 72.8 | 11.0 | 101 | 84.5 | 2.2 | 107 | 25.3 | 28.7 | 119 |
| M | 33 | 7.6 | 24 | 105 | 39 | 2130 | 6.1 | 4.7 | 120 | 110 | 115 | 15 | 8 | | 110 | 72.1 | 11.8 | 102 | 83.0 | 2.7 | 98 | 27.4 | 25.7 | 102 |

Table 6.--Cotton: Fiber test results for medium staple varieties by state and market area for samples of modal quality, collected at triweekly intervals, crop of 1961--Continued

| State, Production Area, Chronological sampling and Classification | | Predominant variety, percentage of variety at gin, and fiber test results | | | | | | | | | | | | | | |
|---|---|---|---|---|---|---|---|---|---|---|---|---|---|---|---|---|
| | | Digital Fibrograph | | Micronaire | Fiber strength | | | Elongation 1/8" | Shirley Analyzer | | Color of raw stock | | | | Color of cleaned lint | |
| | | 2.5% span length | 50/2.5 unif. | | Zero gauge | | 1/8" gauge | | Visible waste | Total waste | Reflectance | Yellowness | Composite | | Reflectance | Yellowness |
| Grade | Staple | | | | | | | | | | | | | | | |
| | 32d in. | In. | Pct. | Rdg. | Mpsi | G/tex | G/tex | Pct. | Pct. | Pct. | Rd | +b | Index | Code | Rd | +b |
| TEXAS----CONTINUED | | | | | | | | | | | | | | | | |
| EDNA | DELTAPINE 15 | | | | 75 PERCENT | | | | | | | | | | | |
| SLM | 34 | 1.02 | 46 | 4.3 | 76 | 37.6 | 21.1 | 5.8 | 1.8 | 2.8 | 71.0 | 8.7 | 92 | 653 | 73.5 | 8.6 |
| SLM | 33 | 1.02 | 44 | 4.3 | 75 | 37.1 | 19.6 | 5.8 | 1.8 | 3.8 | 72.5 | 8.3 | 95 | 602 | 77.2 | 8.5 |
| MATHIS | LANKART 57 | | | | 90 PERCENT | | | | | | | | | | | |
| M LT SP | 32 | .98 | 48 | 4.8 | 73 | 36.1 | 19.9 | 6.3 | 1.4 | 2.3 | 71.7 | 9.5 | 94 | 603 | 74.0 | 9.3 |
| M LT SP | 32 | .98 | 47 | 4.8 | 77 | 38.1 | 19.6 | 6.6 | 1.4 | 3.0 | 71.5 | 9.7 | 94 | 603 | 74.5 | 9.4 |
| M LT SP | 30 | .97 | 44 | 4.6 | 72 | 35.6 | 18.8 | 5.9 | 1.4 | 3.4 | 68.8 | 9.7 | 89 | 654 | 71.6 | 9.5 |
| NAVASOTA | DELTAPINE SMOOTHLEAF | | | | 75 PERCENT | | | | | | | | | | | |
| SM | 34 | 1.06 | 45 | 4.5 | 78 | 38.6 | 21.7 | 6.7 | 1.0 | 2.2 | 79.4 | 8.6 | 105 | 451 | 81.6 | 8.5 |
| SM | 35 | 1.10 | 46 | 4.3 | 77 | 38.1 | 23.0 | 7.5 | .8 | 1.9 | 79.5 | 8.4 | 105 | 451 | 81.2 | 8.5 |
| M | 34 | 1.05 | 42 | 4.0 | 79 | 39.1 | 22.6 | 7.0 | 1.2 | 2.4 | 76.4 | 8.7 | 100 | 502 | 79.1 | 9.0 |
| PECOS | DELTAPINE SMOOTHLEAF | | | | 90 PERCENT | | | | | | | | | | | |
| SM | 35 | 1.06 | 44 | 4.5 | 73 | 36.1 | 21.8 | 7.0 | .8 | 1.7 | 78.2 | 8.7 | 103 | 452 | 79.9 | 8.6 |
| GM | 35 | 1.04 | 44 | 4.5 | 75 | 37.1 | 21.1 | 7.5 | .4 | 1.6 | 80.5 | 8.5 | 106 | 401 | 81.7 | 8.3 |
| SM | 35 | 1.09 | 43 | 4.4 | 72 | 35.6 | 21.3 | 7.3 | .4 | 1.4 | 78.6 | 8.3 | 103 | 501 | 81.0 | 8.1 |
| RAYMONDVILLE | DELTAPINE | | | | 95 PERCENT | | | | | | | | | | | |
| M | 33 | 1.01 | 47 | 4.8 | 79 | 39.1 | 23.1 | 6.2 | .9 | 2.2 | 74.3 | 9.0 | 98 | 552 | 76.1 | 9.1 |
| M | 33 | 1.03 | 46 | 4.8 | 75 | 37.1 | 22.2 | 6.5 | .9 | 2.2 | 75.5 | 9.1 | 100 | 502 | 77.8 | 8.8 |
| SLM | 33 | 1.04 | 44 | 4.5 | 73 | 36.1 | 21.8 | 6.7 | 1.1 | 2.6 | 72.9 | 9.2 | 96 | 603 | 74.7 | 9.3 |
| RAYMONDVILLE | STONEVILLE | | | | 85 PERCENT | | | | | | | | | | | |
| M | 33 | 1.01 | 46 | 5.0 | 80 | 39.6 | 21.0 | 6.2 | 1.0 | 2.0 | 76.0 | 8.7 | 100 | 552 | 78.4 | 8.8 |
| SLM | 33 | 1.04 | 45 | 4.6 | 77 | 38.1 | 21.1 | 6.1 | 1.3 | 2.4 | 75.5 | 8.6 | 100 | 552 | 76.8 | 8.5 |
| LM | 33 | 1.04 | 43 | 4.0 | 76 | 37.6 | 19.7 | 6.0 | 1.9 | 3.3 | 71.0 | 8.3 | 92 | 652 | 73.2 | 8.2 |
| SAN BENITO | DELTAPINE | | | | 75 PERCENT | | | | | | | | | | | |
| SM | 34 | 1.06 | 47 | 4.7 | 81 | 40.1 | 23.4 | 6.2 | .8 | 2.0 | 78.3 | 8.6 | 103 | 452 | 79.9 | 9.1 |
| M | 34 | 1.06 | 44 | 4.4 | 81 | 40.1 | 21.4 | 6.1 | 1.0 | 2.0 | 77.3 | 8.9 | 102 | 502 | 78.6 | 8.9 |
| M | 33 | 1.02 | 45 | 4.4 | 78 | 38.6 | 20.4 | 5.8 | 1.3 | 2.7 | 76.6 | 8.9 | 101 | 502 | 79.3 | 8.9 |
| SUGARLAND | DELTAPINE SMOOTHLEAF | | | | 95 PERCENT | | | | | | | | | | | |
| SM | 34 | 1.06 | 46 | 5.0 | 75 | 37.1 | 21.8 | 6.8 | .7 | 1.4 | 76.9 | 8.3 | 103 | 451 | 79.6 | 8.3 |
| M | 34 | 1.07 | 46 | 4.8 | 78 | 38.6 | 22.6 | 6.2 | .8 | 1.8 | 76.0 | 8.1 | 100 | 552 | 78.3 | 8.1 |
| SLM LT SP | 34 | 1.07 | 42 | 4.4 | 80 | 39.6 | 22.0 | 6.6 | 1.4 | 2.9 | 67.6 | 9.6 | 87 | 654 | 71.9 | 9.9 |
| TEXARKANA | DELTAPINE 15 | | | | 85 PERCENT | | | | | | | | | | | |
| M | 35 | 1.10 | 45 | 4.4 | 75 | 37.1 | 21.4 | 6.6 | 1.2 | 2.2 | 76.9 | 8.7 | 101 | 502 | 78.9 | 9.0 |
| M | 35 | 1.11 | 46 | 3.8 | 80 | 39.6 | 23.2 | 7.5 | 1.4 | 2.4 | 77.0 | 8.1 | 101 | 551 | 79.3 | 8.4 |
| M | 34 | 1.08 | 43 | 3.4 | 76 | 37.6 | 22.4 | 6.7 | 1.3 | 2.8 | 78.1 | 8.0 | 102 | 501 | 81.2 | 8.3 |
| VIRGINIA | | | | | | | | | | | | | | | | |
| EMPORIA | COKER 100 | | | | 95 PERCENT | | | | | | | | | | | |
| SLM | 37 | 1.13 | 46 | 4.2 | 77 | 37.9 | 21.3 | 6.7 | 2.3 | 2.8 | 73.6 | 8.4 | 97 | 602 | 75.0 | 8.6 |
| SLM | 35 | 1.12 | 45 | 4.2 | 76 | 37.7 | 21.6 | 6.4 | 2.5 | 3.1 | 73.9 | 7.7 | 97 | 602 | 76.2 | 8.0 |
| SLM | 34 | 1.08 | 44 | 4.2 | 78 | 38.5 | 20.4 | 7.0 | 2.8 | 3.0 | 73.5 | 7.6 | 96 | 651 | 76.6 | 7.7 |

Table 6a.--Cotton: Carded yarn processing test results for medium staple varieties by state and market area for samples of modal quality, collected at triweekly intervals, crop of 1961--Continued

| State, Production Area, Chronological sampling, and Classification | | Predominant variety, percentage of variety at gin, and carded yarn processing results | | | | | | | | | | | | | | | | | | | | | | | | |
|---|---|---|---|---|---|---|---|---|---|---|---|---|---|---|---|---|---|---|---|---|---|---|---|---|---|---|
| | | Picker & card waste | Neps in card web | Yarn skein strength | | | Yarn elongation | | Yarn appearance | | | Yarn imprfctns. | | Spin. potential | Trash in fabric | Color-22s grey yarn | | | | Color 22s blchd.yarn | | | Color 22s dyed yarn | | |
| Grade | Staple | | | 22s or 26.8tex | 50s or 11.8tex | Average brk.fctr | 22s or 26.8tex | 50s or 11.8tex | 22s or 26.8tex | 50s or 11.8tex | Average | 22s or 26.8tex | 50s or 11.8tex | | | Rflctance | Yellowness | Composite | | Rflctance | Yellowness | Composite | Rflctance | Blueness | Composite |
| | 32d in. | Pct. | No. | Lbs. | Lbs. | No. | Pct. | Pct. | Index | Index | Index | No. | No. | No. | Index | Rd | +b | Index | | Rd | +b | Index | Rd | -b | Index |
| TEXAS----CONTINUED | | | | | | | | | | | | | | | | | | | | | | | | | | |
| EDNA | | DELTAPINE 15 | | | | | 75 PERCENT | | | | | | | | | | | | | | | | | | | |
| SLM | 34 | 8.9 | 29 | 104 | 38 | 2094 | 5.9 | 5.0 | 120 | 100 | 110 | 26 | 22 | | 90 | 63.8 | 11.6 | 85 | | 81.8 | 1.9 | 102 | 27.2 | 27.6 | 110 | |
| SLM | 33 | 9.0 | 18 | 98 | 36 | 1978 | 6.0 | 4.4 | 120 | 100 | 110 | 24 | 17 | 56 | 80 | 67.2 | 10.8 | 89 | | 83.2 | 2.6 | 103 | 27.2 | 25.7 | 102 | |
| MATHIS | | LANKART 57 | | | | | 90 PERCENT | | | | | | | | | | | | | | | | | | | |
| M LT SP | 32 | 8.4 | 15 | 93 | 31 | 1798 | 6.1 | 4.6 | 110 | 100 | 105 | 34 | 23 | | 80 | 67.7 | 11.5 | 92 | | 83.6 | 2.4 | 104 | 25.6 | 28.6 | 117 | |
| M LT SP | 32 | 8.0 | 16 | 89 | 29 | 1704 | 5.5 | 4.4 | 120 | 100 | 110 | 25 | 20 | 45 | 80 | 68.0 | 12.0 | 95 | | 83.2 | 2.6 | 103 | 27.4 | 25.6 | 101 | |
| M LT SP | 30 | 9.3 | 10 | 82 | 25 | 1527 | 5.5 | 3.7 | 110 | 100 | 105 | 29 | 22 | | 80 | 66.4 | 12.0 | 92 | | 83.6 | 2.4 | 104 | 29.1 | 25.9 | 99 | |
| NAVASOTA | | DELTAPINE SMOOTHLEAF | | | | | 75 PERCENT | | | | | | | | | | | | | | | | | | | |
| SM | 34 | 5.3 | 10 | 110 | 41 | 2235 | 6.5 | 4.9 | 120 | 100 | 110 | 13 | 11 | | 100 | 74.8 | 11.2 | 104 | | 82.7 | 2.5 | 101 | 25.8 | 26.7 | 109 | |
| SM | 35 | 5.2 | 10 | 115 | 45 | 2390 | 6.7 | 5.5 | 120 | 110 | 115 | 15 | 11 | 64 | 90 | 74.6 | 12.0 | 106 | | 81.8 | 2.4 | 100 | 25.8 | 26.1 | 107 | |
| M | 34 | 6.9 | 21 | 110 | 41 | 2235 | 6.6 | 5.4 | 110 | 100 | 105 | 15 | 12 | | 90 | 71.0 | 11.6 | 100 | | 82.1 | 3.1 | 98 | 27.1 | 26.4 | 105 | |
| PECOS | | DELTAPINE SMOOTHLEAF | | | | | 90 PERCENT | | | | | | | | | | | | | | | | | | | |
| SM | 35 | 6.6 | 16 | 105 | 38 | 2105 | 6.7 | 5.0 | 120 | 100 | 110 | 17 | 12 | | 90 | 74.0 | 11.0 | 103 | | 82.8 | 2.3 | 103 | 24.2 | 29.6 | 124 | |
| GM | 35 | 6.0 | 13 | 106 | 39 | 2141 | 7.0 | 5.7 | 110 | 100 | 105 | 14 | 13 | 58 | 100 | 74.4 | 11.0 | 103 | | 82.3 | 2.5 | 101 | 24.3 | 27.9 | 117 | |
| SM | 35 | 7.1 | 26 | 102 | 38 | 2072 | 6.8 | 5.0 | 110 | 100 | 105 | 16 | 14 | | 110 | 74.0 | 10.8 | 102 | | 84.3 | 2.2 | 107 | 25.4 | 26.6 | 109 | |
| RAYMONDVILLE | | DELTAPINE | | | | | 95 PERCENT | | | | | | | | | | | | | | | | | | | |
| M | 33 | 7.6 | 32 | 104 | 36 | 2044 | 6.1 | 4.6 | 120 | 100 | 110 | 23 | 18 | | 90 | 70.5 | 11.3 | 98 | | 82.8 | 2.9 | 100 | 27.5 | 27.7 | 110 | |
| M | 33 | 6.7 | 34 | 100 | 35 | 1975 | 6.0 | 4.7 | 110 | 100 | 105 | 19 | 16 | 54 | 100 | 71.5 | 11.2 | 99 | | 82.9 | 2.4 | 103 | 26.5 | 28.4 | 115 | |
| SLM | 33 | 8.5 | 25 | 96 | 35 | 1931 | 6.1 | 4.8 | 110 | 100 | 105 | 19 | 16 | | 90 | 68.4 | 12.3 | 97 | | 81.4 | 2.5 | 99 | 27.8 | 26.3 | 103 | |
| RAYMONDVILLE | | STONEVILLE | | | | | 85 PERCENT | | | | | | | | | | | | | | | | | | | |
| M | 33 | 6.8 | 13 | 98 | 34 | 1928 | 5.9 | 4.2 | 120 | 110 | 115 | 12 | 11 | | 110 | 72.1 | 11.2 | 100 | | 82.6 | 2.5 | 101 | 27.2 | 28.7 | 115 | |
| SLM | 33 | 6.8 | 21 | 102 | 37 | 2047 | 6.1 | 4.8 | 110 | 100 | 105 | 17 | 12 | 59 | 100 | 71.3 | 11.2 | 99 | | 83.7 | 2.5 | 104 | 27.5 | 27.6 | 109 | |
| LM | 33 | 8.8 | 25 | 95 | 35 | 1920 | 6.1 | 4.6 | 110 | 100 | 105 | 24 | 17 | | 80 | 68.0 | 11.4 | 93 | | 83.1 | 2.4 | 103 | 29.2 | 24.5 | 94 | |
| SAN BENITO | | DELTAPINE | | | | | 75 PERCENT | | | | | | | | | | | | | | | | | | | |
| SM | 34 | 7.1 | 23 | 114 | 43 | 2329 | 6.8 | 4.9 | 120 | 100 | 110 | 23 | 15 | | 80 | 73.8 | 11.2 | 103 | | 82.8 | 2.5 | 102 | 26.5 | 28.4 | 115 | |
| M | 34 | 6.3 | 23 | 106 | 39 | 2141 | 6.3 | 4.7 | 120 | 100 | 110 | 21 | 15 | 62 | 90 | 72.6 | 11.6 | 102 | | 84.6 | 2.1 | 108 | 26.6 | 28.7 | 116 | |
| M | 33 | 7.8 | 14 | 100 | 37 | 2025 | 6.2 | 4.8 | 120 | 110 | 115 | 16 | 12 | | 100 | 71.9 | 11.5 | 101 | | 83.0 | 2.6 | 102 | 26.9 | 27.7 | 111 | |
| SUGARLAND | | DELTAPINE SMOOTHLEAF | | | | | 95 PERCENT | | | | | | | | | | | | | | | | | | | |
| SM | 34 | 6.6 | 13 | 106 | 39 | 2141 | 6.2 | 5.3 | 120 | 110 | 115 | 13 | 9 | | 100 | 74.5 | 10.2 | 101 | | 82.5 | 2.4 | 102 | 25.5 | 27.3 | 112 | |
| M | 34 | 5.2 | 11 | 105 | 38 | 2105 | 6.4 | 4.8 | 120 | 100 | 110 | 15 | 9 | 60 | 90 | 71.1 | 10.5 | 96 | | 82.2 | 2.4 | 101 | 26.4 | 25.9 | 105 | |
| SLM LT SP | 34 | 7.6 | 21 | 107 | 40 | 2177 | 6.3 | 4.6 | 110 | 90 | 100 | 24 | 16 | | 90 | 62.8 | 12.0 | 84 | | 76.3 | 7.1 | 68 | 27.4 | 23.6 | 94 | |
| TEXARKANA | | DELTAPINE 15 | | | | | 85 PERCENT | | | | | | | | | | | | | | | | | | | |
| M | 35 | 6.6 | 21 | 109 | 41 | 2224 | 6.8 | 4.9 | 120 | 100 | 110 | 16 | 11 | | 80 | 72.8 | 11.2 | 102 | | 82.2 | 2.3 | 101 | 26.0 | 28.1 | 114 | |
| M | 35 | 6.4 | 20 | 114 | 44 | 2354 | 6.7 | 5.3 | 110 | 100 | 105 | 25 | 17 | 66 | 90 | 72.6 | 10.6 | 99 | | 84.6 | 2.4 | 107 | 26.7 | 27.9 | 112 | |
| M | 34 | 7.9 | 28 | 110 | 42 | 2260 | 6.9 | 5.3 | 110 | 90 | 100 | 31 | 23 | | 90 | 73.5 | 11.0 | 102 | | 83.8 | 2.5 | 105 | 27.2 | 25.5 | 102 | |
| VIRGINIA | | | | | | | | | | | | | | | | | | | | | | | | | | |
| EMPORIA | | COKER 100 | | | | | 95 PERCENT | | | | | | | | | | | | | | | | | | | |
| SLM | 37 | 7.9 | 16 | 119 | 44 | 2409 | 6.4 | 5.2 | 120 | 110 | 115 | 12 | 9 | | 90 | 69.0 | 11.2 | 94 | | 83.0 | 2.4 | 103 | 26.4 | 28.5 | 116 | |
| SLM | 35 | 7.6 | 13 | 113 | 41 | 2268 | 7.0 | 5.4 | 120 | 110 | 115 | 18 | 13 | 60 | 90 | 71.8 | 10.6 | 98 | | 84.0 | 2.4 | 105 | 27.4 | 25.5 | 101 | |
| SLM | 34 | 8.0 | 13 | 115 | 40 | 2265 | 6.8 | 5.5 | 120 | 100 | 110 | 21 | 14 | | 100 | 70.9 | 10.4 | 96 | | 82.4 | 2.5 | 101 | 27.1 | 26.1 | 104 | |

Table 7.--Cotton: Fiber test results for long staple varieties by state and market area for samples of modal quality, collected at triweekly intervals, crop of 1961

| State, Production Area, Chronological sampling and Classification | | Predominant variety, percentage of variety at gin, and fiber test results | | | | | | | | | | | | | | |
|---|---|---|---|---|---|---|---|---|---|---|---|---|---|---|---|---|
| | | Digital Fibrograph | | Micro-naire | Fiber strength | | | Elon-gation 1/8" | Shirley Analyzer | | Color of raw stock | | | | Color of cleaned lint | |
| | | | | | Zero gauge | | 1/8" gauge | | Visible waste | Total waste | Reflect-ance | Yellow-ness | Composite | | Reflect-ance | Yellow-ness |
| Grade | Staple | 2.5% span length | 50/2.5 unif. | | | | | | | | | | | | | |
| | 32d in. | In. | Pct. | Rdg. | Mpsi | G/tex | G/tex | Pct. | Pct. | Pct. | Rd | +b | Index | Code | Rd | +b |
| ARIZONA | | | | | | | | | | | | | | | | |
| WILLCOX | ACALA 1517C | | | | 100 PERCENT | | | | | | | | | | | |
| SM | 37 | 1.21 | 49 | 3.9 | 85 | 42.2 | 26.7 | 6.7 | .6 | 1.3 | 79.8 | 8.1 | 105 | 451 | 81.0 | 8.1 |
| M | 37 | 1.19 | 45 | 4.0 | 89 | 44.2 | 25.1 | 7.0 | 1.0 | 1.4 | 78.0 | 7.8 | 102 | 551 | 80.9 | 7.6 |
| M | 37 | 1.20 | 45 | 3.6 | 85 | 42.2 | 24.1 | 6.9 | 1.1 | 1.7 | 77.3 | 7.4 | 101 | 551 | 80.0 | 7.8 |
| M | 37 | 1.17 | 44 | 3.5 | 83 | 41.3 | 23.6 | 6.7 | 1.4 | 2.5 | 79.0 | 6.8 | 103 | 551 | 81.0 | 7.2 |
| NEVADA | | | | | | | | | | | | | | | | |
| PAHRUMP | ACALA 1517C | | | | 100 PERCENT | | | | | | | | | | | |
| M | 37 | 1.20 | 44 | 3.7 | 85 | 42.1 | 26.1 | 7.0 | 1.6 | 2.7 | 77.0 | 8.3 | 102 | 552 | 78.2 | 8.6 |
| M | 37 | 1.18 | 43 | 3.2 | 84 | 41.3 | 25.4 | 7.0 | 2.0 | 3.5 | 77.7 | 7.8 | 102 | 551 | 80.4 | 7.8 |
| SM | 37 | 1.18 | 42 | 3.0 | 82 | 40.7 | 24.2 | 6.9 | 1.9 | 3.5 | 78.9 | 7.8 | 103 | 501 | 81.2 | 8.1 |
| NEW MEXICO | | | | | | | | | | | | | | | | |
| CARLSBAD | ACALA 1517C | | | | 95 PERCENT | | | | | | | | | | | |
| SM | 37 | 1.18 | 45 | 4.0 | 85 | 42.3 | 23.8 | 7.2 | .5 | 1.1 | 80.5 | 8.2 | 105 | 401 | 80.7 | 8.3 |
| GM | 37 | 1.19 | 46 | 3.8 | 84 | 41.3 | 25.0 | 7.4 | .7 | 1.5 | 80.3 | 8.0 | 105 | 451 | 81.4 | 8.1 |
| SM | 36 | 1.13 | 44 | 3.6 | 88 | 43.5 | 24.3 | 7.1 | 1.3 | 2.1 | 78.3 | 8.0 | 103 | 501 | 79.0 | 7.6 |
| DEMING | ACALA 1517C | | | | 100 PERCENT | | | | | | | | | | | |
| SM | 37 | 1.21 | 45 | 4.2 | 86 | 42.6 | 24.5 | 7.7 | .7 | 1.0 | 79.7 | 8.2 | 105 | 451 | 81.3 | 8.0 |
| M | 37 | 1.22 | 45 | 3.6 | 86 | 42.5 | 25.1 | 7.4 | 2.5 | 3.5 | 78.7 | 7.6 | 103 | 551 | 80.2 | 7.8 |
| M | 37 | 1.19 | 45 | 3.5 | 86 | 42.8 | 24.5 | 6.6 | 1.5 | 2.3 | 78.5 | 7.6 | 103 | 551 | 79.8 | 7.8 |
| SLM | 37 | 1.21 | 44 | 3.2 | 86 | 42.4 | 24.3 | 6.9 | 3.1 | 4.2 | 76.8 | 7.2 | 101 | 601 | 79.0 | 7.6 |
| DEMING | ACALA 1517D | | | | 100 PERCENT | | | | | | | | | | | |
| M | 37 | 1.20 | 45 | 3.7 | 86 | 42.7 | 27.4 | 7.4 | 1.4 | 1.6 | 77.5 | 8.3 | 102 | 502 | 79.9 | 8.3 |
| M | 37 | 1.20 | 45 | 3.4 | 81 | 40.1 | 25.0 | 7.0 | 1.3 | 1.8 | 78.7 | 7.7 | 103 | 501 | 81.0 | 8.0 |
| M | 36 | 1.16 | 42 | 3.2 | 86 | 42.5 | 24.6 | 7.0 | 1.6 | 2.3 | 78.6 | 7.6 | 103 | 551 | 80.8 | 7.8 |
| LAS CRUCES | ACALA 1517C | | | | 100 PERCENT | | | | | | | | | | | |
| M | 37 | 1.20 | 44 | 3.6 | 85 | 42.1 | 24.2 | 7.6 | 1.7 | 2.4 | 77.0 | 8.3 | 102 | 502 | 79.8 | 8.1 |
| M | 37 | 1.19 | 45 | 3.6 | 84 | 41.7 | 24.7 | 7.1 | 1.7 | 2.6 | 77.4 | 8.2 | 102 | 502 | 80.4 | 8.2 |
| M | 36 | 1.15 | 43 | 3.1 | 83 | 41.0 | 23.9 | 6.5 | 2.1 | 3.2 | 78.4 | 7.5 | 103 | 551 | 80.2 | 7.8 |
| SLM | 36 1/ | 1.15 | 40 | 2.5 | 79 | 39.1 | 23.5 | 6.8 | 3.7 | 5.3 | 75.6 | 7.4 | 99 | 601 | 78.3 | 7.6 |

1/ Wasty

Table 7a.--Cotton: Carded yarn processing test results for long staple varieties, by state and market area for samples of modal quality, collected at triweekly intervals, crop of 1961--Continued

| State, Production Area, Chronological sampling, and Classification | | Predominant variety, percentage of variety at gin, and carded yarn processing results | | | | | | | | | | | | | | | | | | | | | | | |
|---|---|---|---|---|---|---|---|---|---|---|---|---|---|---|---|---|---|---|---|---|---|---|---|---|---|
| | | Picker & card waste | Neps in card web | Yarn skein strength | | | Yarn elongation | | Yarn appearance | | | Yarn imprfctns. | | Spin. potential | Trash in fabric | Color-22s grey yarn | | | Color 22s blchd.yarn | | | Color 22s dyed yarn | | |
| Grade | Staple | | | 22s or 26.8tex | 50s or 11.8tex | Average brk.fctr. | 22s or 26.8tex | 50s or 11.8tex | 22s or 26.8tex | 50s or 11.8tex | Average | 22s or 26.8tex | 50s or 11.8tex | | | Rflct-ance | Yellow-ness | Com-posite | Rflct-ance | Yellow-ness | Com-posite | Rflct-ance | Blue-ness | Com-posite |
| | 32d in. | Pct. | No. | Lbs. | Lbs. | No. | Pct. | Pct. | Index | Index | Index | No. | No. | No. | Index | Rd | +b | Index | Rd | +b | Index | Rd | -b | Index |
| ARIZONA | | | | | | | | | | | | | | | | | | | | | | | | | |
| WILLCOX | | ACALA 1517C | | | | | 100 PERCENT | | | | | | | | | | | | | | | | | | |
| SM | 37 | 5.2 | 14 | 144 | 53 | 2909 | 7.4 | 5.5 | 120 | 100 | 110 | 16 | 11 | | 100 | 73.7 | 10.4 | 100 | 83.1 | 2.8 | 102 | 26.1 | 26.8 | 109 |
| M | 37 | 7.0 | 14 | 136 | 52 | 2796 | 7.0 | 5.5 | 100 | 90 | 95 | 22 | 16 | 80 | 100 | 73.2 | 10.8 | 101 | 83.3 | 2.5 | 103 | 27.7 | 25.7 | 101 |
| M | 37 | 7.3 | 20 | 143 | 53 | 2898 | 7.4 | 5.6 | 110 | 100 | 105 | 25 | 16 | | 90 | 72.4 | 10.9 | 100 | 82.2 | 2.4 | 101 | 28.0 | 25.1 | 98 |
| M | 37 | 7.4 | 28 | 139 | 52 | 2829 | 6.8 | 5.8 | 100 | 90 | 95 | 28 | 23 | | 90 | 73.6 | 10.4 | 100 | 83.2 | 2.3 | 104 | 28.8 | 25.1 | 96 |
| NEVADA | | | | | | | | | | | | | | | | | | | | | | | | | |
| PAHRUMP | | ACALA 1517C | | | | | 100 PERCENT | | | | | | | | | | | | | | | | | | |
| M | 37 | 6.9 | 17 | 133 | 51 | 2738 | 6.9 | 5.6 | 90 | 70 | 80 | 34 | 28 | | 90 | 72.6 | 11.5 | 102 | 83.1 | 2.6 | 102 | 25.4 | 27.1 | 111 |
| M | 37 | 8.3 | 35 | 133 | 52 | 2763 | 6.7 | 5.6 | 90 | 90 | 90 | 47 | 39 | 70 | 90 | 73.8 | 11.0 | 102 | 84.7 | 3.0 | 105 | 25.5 | 26.4 | 108 |
| SM | 37 | 8.2 | 34 | 138 | 52 | 2818 | 6.6 | 5.4 | 100 | 70 | 85 | 59 | 37 | | 80 | 75.0 | 11.0 | 104 | 82.9 | 2.9 | 100 | 27.4 | 24.2 | 96 |
| NEW MEXICO | | | | | | | | | | | | | | | | | | | | | | | | | |
| CARLSBAD | | ACALA 1517C | | | | | 95 PERCENT | | | | | | | | | | | | | | | | | | |
| SM | 37 | 5.9 | 18 | 146 | 53 | 2931 | 6.6 | 5.4 | 110 | 100 | 105 | 11 | 8 | | 100 | 73.8 | 11.3 | 104 | 82.4 | 2.3 | 102 | 25.7 | 28.2 | 115 |
| GM | 37 | 5.4 | 12 | 140 | 51 | 2815 | 7.2 | 5.6 | 110 | 100 | 105 | 15 | 12 | 75 | 100 | 74.4 | 10.8 | 103 | 83.7 | 2.5 | 104 | 25.7 | 27.1 | 111 |
| SM | 36 | 6.9 | 30 | 135 | 50 | 2735 | 6.6 | 5.4 | 100 | 100 | 100 | 23 | 19 | | 100 | 72.9 | 10.4 | 99 | 83.0 | 2.1 | 104 | 28.3 | 25.4 | 99 |
| DEMING | | ACALA 1517C | | | | | 100 PERCENT | | | | | | | | | | | | | | | | | | |
| SM | 37 | 6.0 | 17 | 149 | 57 | 3064 | 6.4 | 5.4 | 110 | 100 | 105 | 15 | 9 | | 100 | 74.1 | 10.8 | 102 | 82.8 | 2.4 | 103 | 26.2 | 27.7 | 112 |
| M | 37 | 7.5 | 20 | 145 | 55 | 2970 | 7.2 | 6.0 | 100 | 100 | 100 | 22 | 19 | 77 | 100 | 75.0 | 10.1 | 102 | 83.4 | 3.0 | 102 | 26.3 | 27.1 | 110 |
| M | 37 | 6.9 | 22 | 146 | 56 | 3006 | 7.4 | 6.0 | 110 | 100 | 105 | 19 | 16 | | 110 | 72.7 | 10.8 | 100 | 82.1 | 2.3 | 101 | 27.0 | 25.4 | 101 |
| SLM | 37 | 8.7 | 15 | 147 | 55 | 2992 | 7.0 | 5.6 | 110 | 100 | 105 | 26 | 21 | | 90 | 73.2 | 10.4 | 100 | 81.7 | 3.5 | 95 | 30.2 | 23.6 | 88 |
| DEMING | | ACALA 1517D | | | | | 100 PERCENT | | | | | | | | | | | | | | | | | | |
| M | 37 | 8.1 | 27 | 152 | 59 | 3147 | 6.5 | 5.6 | 100 | 90 | 95 | 21 | 19 | | 90 | 71.7 | 11.8 | 102 | 82.2 | 2.5 | 100 | 25.8 | 27.3 | 111 |
| M | 37 | 7.1 | 30 | 144 | 55 | 2959 | 7.5 | 6.3 | 100 | 90 | 95 | 20 | 18 | 80 | 100 | 73.7 | 10.1 | 100 | 83.4 | 2.3 | 104 | 26.1 | 27.1 | 110 |
| M | 36 | 6.4 | 28 | 142 | 53 | 2887 | 6.8 | 5.6 | 100 | 90 | 95 | 36 | 27 | | 100 | 71.8 | 11.5 | 101 | 81.4 | 2.8 | 98 | 27.7 | 25.0 | 98 |
| LAS CRUCES | | ACALA 1517C | | | | | 100 PERCENT | | | | | | | | | | | | | | | | | | |
| M | 37 | 6.9 | 27 | 138 | 52 | 2818 | 6.6 | 5.4 | 100 | 90 | 95 | 36 | 22 | | 80 | 71.4 | 11.6 | 100 | 82.9 | 2.3 | 103 | 26.2 | 27.4 | 111 |
| M | 37 | 7.0 | 22 | 141 | 54 | 2901 | 7.3 | 5.9 | 90 | 90 | 90 | 40 | 30 | 72 | 90 | 72.4 | 10.9 | 100 | 84.3 | 3.1 | 103 | 25.9 | 26.5 | 108 |
| M | 36 | 8.0 | 41 | 134 | 49 | 2699 | 7.4 | 5.9 | 90 | 80 | 85 | 53 | 43 | | 80 | 74.0 | 10.2 | 100 | 83.9 | 2.4 | 105 | 26.4 | 25.9 | 105 |
| SLM | 36 1/ | 10.6 | 56 | 134 | 49 | 2699 | 6.7 | 5.3 | 80 | 60 | 70 | 111 | 76 | | 60 | 69.5 | 11.0 | 95 | 81.6 | 3.1 | 97 | 30.8 | 23.0 | 84 |

1/ Wasty

Table 7b.--Cotton: Combed yarn processing test results for long staple varieties, by state and market area for samples of modal quality, collected at triweekly intervals, crop of 1961--Continued

| State, Production Area Chronological Sampling and Classification | | Comber waste | Yarn skein strength | | | | Yarn elongation | | Yarn appearance | | | Yarn imperfections | | Trash in fabric | Luster of 50s or 11.8 tex yarn | |
|---|---|---|---|---|---|---|---|---|---|---|---|---|---|---|---|---|
| | | | 22s or 26.8 tex | 50s or 11.8 tex | Average brk.fctr. | 50s Merc. | 22s or 26.8 tex | 50s or 11.8 tex | 22s or 26.8 tex | 50s or 11.8 tex | Average | 22s or 26.8 tex | 50s or 11.8 tex | | Grey | Merc. |
| Grade | Staple | | | | | | | | | | | | | | | |
| Abbr. | 32d in. | Pct. | Lbs. | Lbs. | No. | Lbs. | Pct. | Pct. | Index | Index | Index | No. | No. | Index | Pct. | Pct. |
| ARIZONA | | | | | | | | | | | | | | | | |
| Willcox | | Acala 1517C 100 percent | | | | | | | | | | | | | | |
| SM | 37 | 11.9 | 157 | 58 | 3177 | 61 | 7.6 | 5.9 | 120 | 110 | 115 | 11 | 8 | 110 | 28.9 | 38.4 |
| M | 37 | 11.1 | 149 | 56 | 3039 | 58 | 7.2 | 5.6 | 110 | 100 | 105 | 19 | 12 | 110 | 30.3 | 41.4 |
| M | 37 | 11.4 | 151 | 57 | 3086 | 59 | 7.2 | 5.8 | 120 | 100 | 110 | 15 | 11 | 110 | 28.4 | 41.2 |
| M | 37 | 11.8 | 153 | 56 | 3083 | 57 | 7.1 | 5.9 | 100 | 100 | 100 | 29 | 16 | 100 | 28.4 | 40.6 |
| NEVADA | | | | | | | | | | | | | | | | |
| Pahrump | | Acala 1517C 100 Percent | | | | | | | | | | | | | | |
| M | 37 | 12.6 | 148 | 56 | 3028 | 59 | 7.2 | 5.8 | 100 | 90 | 95 | 26 | 23 | 100 | 28.6 | 40.2 |
| M | 37 | 13.7 | 149 | 57 | 3064 | 57 | 7.4 | 6.0 | 90 | 90 | 90 | 37 | 30 | 90 | 27.8 | 37.7 |
| SM | 37 | 14.2 | 158 | 60 | 3268 | 61 | 7.1 | 5.9 | 100 | 90 | 95 | 46 | 32 | 90 | 29.0 | 41.4 |
| NEW MEXICO | | | | | | | | | | | | | | | | |
| Carlsbad | | Acala 1517C 95 Percent | | | | | | | | | | | | | | |
| SM | 37 | 11.9 | 157 | 58 | 3177 | 60 | 6.7 | 5.6 | 120 | 110 | 115 | 11 | 5 | 110 | 28.4 | 39.0 |
| GM | 37 | 12.5 | 151 | 56 | 3061 | 57 | 7.3 | 5.9 | 120 | 110 | 115 | 11 | 8 | 120 | 28.2 | 38.5 |
| SM | 36 | 13.1 | 148 | 56 | 3028 | 58 | 7.3 | 5.6 | 120 | 100 | 110 | 22 | 13 | 100 | 29.9 | 40.9 |
| Deming | | Acala 1517C 100 Percent | | | | | | | | | | | | | | |
| SM | 37 | 11.5 | 159 | 60 | 3249 | 62 | 6.8 | 5.6 | 120 | 110 | 115 | 10 | 7 | 110 | 28.8 | 39.2 |
| M | 37 | 10.1 | 159 | 59 | 3224 | 61 | 7.5 | 6.2 | 110 | 100 | 105 | 17 | 12 | 110 | 29.6 | 39.6 |
| M | 37 | 11.4 | 155 | 60 | 3205 | 62 | 7.5 | 6.1 | 120 | 100 | 110 | 17 | 14 | 110 | 27.8 | 41.0 |
| SLM | 37 | 11.4 | 158 | 60 | 3238 | 61 | 7.4 | 6.1 | 120 | 100 | 110 | 21 | 14 | 100 | 30.6 | 42.7 |
| Deming | | Acala 1517D 100 Percent | | | | | | | | | | | | | | |
| M | 37 | 11.8 | 166 | 61 | 3351 | 62 | 6.8 | 5.6 | 110 | 90 | 100 | 16 | 13 | 100 | 29.7 | 39.4 |
| M | 37 | 11.9 | 157 | 59 | 3202 | 62 | 7.4 | 6.2 | 110 | 100 | 105 | 21 | 17 | 110 | 28.9 | 41.0 |
| M | 36 | 12.5 | 157 | 59 | 3202 | 61 | 7.4 | 5.8 | 100 | 100 | 100 | 24 | 18 | 110 | 28.0 | 40.3 |
| Las Cruces | | Acala 1517C 100 Percent | | | | | | | | | | | | | | |
| M | 37 | 12.8 | 152 | 56 | 3072 | 59 | 6.8 | 5.7 | 100 | 100 | 100 | 27 | 16 | 90 | 29.8 | 40.6 |
| M | 37 | 11.7 | 153 | 57 | 3108 | 59 | 7.5 | 6.1 | 100 | 100 | 100 | 26 | 18 | 90 | 29.1 | 38.4 |
| M | 36 | 12.8 | 157 | 55 | 3102 | 57 | 7.6 | 6.3 | 90 | 90 | 90 | 42 | 30 | 90 | 27.2 | 40.4 |
| SLM | 36 1/ | 14.2 | 149 | 56 | 3059 | 58 | 7.1 | 5.8 | 90 | 70 | 80 | 85 | 55 | 70 | 29.2 | 38.1 |

1/ Wasty

Table 7.--Cotton: Fiber test results for long staple varieties by state and market area for samples of modal quality, collected at triweekly intervals, crop of 1961--Continued

| State, Production Area, Chronological sampling and Classification | | Predominant variety, percentage of variety at gin, and fiber test results | | | | | | | | | | | | | | |
|---|---|---|---|---|---|---|---|---|---|---|---|---|---|---|---|---|
| | | Digital Fibrograph | | Micro-naire | Fiber strength | | | Elon-gation 1/8" | Shirley Analyzer | | Color of raw stock | | | | Color of cleaned lint | |
| | | 2.5% span length | 50/2.5 unif. | | Zero gauge | | 1/8" gauge | | Visible waste | Total waste | Reflect-ance | Yellow-ness | Composite | | Reflect-ance | Yellow-ness |
| Grade | Staple | | | | | | | | | | | | | | | |
| | 32d in. | In. | Pct. | Rdg. | Mpsi | G/tex | G/tex | Pct. | Pct. | Pct. | Rd | +b | Index | Code | Rd | +b |
| NEW MEXICO----CONTINUED | | | | | | | | | | | | | | | | |
| LAS CRUCES | DEL CERRO | | | | 100 PERCENT | | | | | | | | | | | |
| M | 42 | 1.31 | 42 | 4.2 | 97 | 48.1 | 30.5 | 6.9 | 1.0 | 1.8 | 78.0 | 8.0 | 102 | 501 | 78.8 | 8.2 |
| M | 42 | 1.31 | 45 | 3.8 | 102 | 50.6 | 30.3 | 7.1 | 1.3 | 2.0 | 78.7 | 7.7 | 103 | 501 | 80.6 | 8.0 |
| SLM | 41 | 1.33 | 46 | 4.0 | 101 | 49.9 | 32.8 | 5.8 | 3.4 | 3.9 | 76.0 | 6.7 | 99 | 601 | 78.7 | 7.4 |
| DELL CITY | ACALA 1517C | | | | 93 PERCENT | | | | | | | | | | | |
| SM | 37 | 1.19 | 45 | 3.6 | 80 | 39.5 | 23.0 | 7.7 | 1.0 | 1.6 | 79.0 | 8.5 | 104 | 451 | 79.4 | 8.5 |
| M | 36 | 1.16 | 44 | 3.2 | 83 | 41.0 | 24.3 | 7.4 | 1.5 | 1.6 | 78.0 | 8.1 | 103 | 501 | 79.5 | 8.1 |
| M | 36 | 1.16 | 43 | 3.2 | 82 | 40.3 | 23.5 | 7.0 | 1.6 | 2.2 | 79.5 | 8.0 | 104 | 501 | 81.9 | 8.0 |
| SM LT SP | 36 | 1.16 | 41 | 2.8 | 80 | 39.6 | 23.6 | 6.9 | 1.1 | 2.4 | 79.3 | 8.6 | 104 | 451 | 80.0 | 9.3 |
| TEXAS | | | | | | | | | | | | | | | | |
| PECOS | ACALA 1517C | | | | 75 PERCENT | | | | | | | | | | | |
| SM | 37 | 1.14 | 44 | 4.0 | 82 | 40.3 | 22.4 | 7.0 | .8 | 1.4 | 79.7 | 8.5 | 105 | 401 | 80.3 | 8.9 |
| SM | 37 | 1.16 | 45 | 4.2 | 89 | 44.1 | 26.0 | 6.4 | .7 | 1.5 | 79.8 | 8.2 | 105 | 451 | 81.3 | 8.4 |
| SM | 36 | 1.12 | 42 | 3.8 | 90 | 44.6 | 23.7 | 6.4 | .8 | 2.0 | 79.2 | 8.2 | 104 | 501 | 80.0 | 8.6 |
| STANTON | ACALA 1517BR | | | | 80 PERCENT | | | | | | | | | | | |
| SM | 36 | 1.14 | 46 | 3.8 | 88 | 43.8 | 24.6 | 5.6 | .7 | 1.6 | 78.5 | 8.8 | 104 | 452 | 80.4 | 8.7 |
| SM | 35 | 1.11 | 42 | 3.8 | 94 | 46.7 | 25.2 | 5.3 | .9 | 1.9 | 77.8 | 8.7 | 103 | 502 | 78.5 | 8.3 |
| M | 34 | 1.06 | 41 | 3.7 | 94 | 46.5 | 23.9 | 5.0 | 1.0 | 2.8 | 76.5 | 8.4 | 101 | 552 | 77.6 | 8.4 |
| SLM | 34 | 1.06 | 41 | 3.4 | 96 | 47.8 | 23.8 | 5.3 | 2.0 | 3.6 | 71.7 | 7.6 | 93 | 652 | 75.2 | 7.6 |
| YSLETA | ACALA 1517C | | | | 95 PERCENT | | | | | | | | | | | |
| SM | 37 | 1.18 | 44 | 3.9 | 90 | 44.7 | 25.8 | 6.7 | .8 | 1.2 | 78.3 | 8.4 | 103 | 502 | 80.3 | 8.1 |
| SM | 37 | 1.17 | 44 | 3.6 | 87 | 43.1 | 24.9 | 7.0 | .8 | 2.0 | 80.0 | 8.2 | 105 | 451 | 81.3 | 8.2 |
| SM | 36 | 1.12 | 44 | 3.6 | 88 | 43.7 | 24.7 | 6.6 | .8 | 1.8 | 79.6 | 7.6 | 104 | 501 | 81.1 | 7.9 |
| M | 36 | 1.14 | 42 | 3.0 | 87 | 43.0 | 24.0 | 6.6 | 1.2 | 2.5 | 77.0 | 7.4 | 101 | 551 | 78.0 | 7.8 |

Table 7a.--Cotton: Carded yarn processing test results for long staple varieties, by state and market area for samples of modal quality, collected at triweekly intervals, crop of 1961--Continued

| State, Production Area, Chronological sampling, and Classification | | Predominant variety, percentage of variety at gin, and carded yarn processing results | | | | | | | | | | | | | | | | | | | | | | |
|---|---|---|---|---|---|---|---|---|---|---|---|---|---|---|---|---|---|---|---|---|---|---|---|---|
| | | Picker & card waste | Neps in card web | Yarn skein strength | | | Yarn elongation | | Yarn appearance | | | Yarn imprfctns. | | Spin. potential | Trash in fabric | Color-22s grey yarn | | | Color 22s blchd.yarn | | | Color 22s dyed yarn | | |
| Grade | Staple | | | 22s or 26.8tex | 50s or 11.8tex | Average brk.fctr | 22s or 26.8tex | 50s or 11.8tex | 22s or 26.8tex | 50s or 11.8tex | Average | 22s or 26.8tex | 50s or 11.8tex | | | Rflctance | Yellowness | Composite | Rflctance | Yellowness | Composite | Rflctance | Blueness | Composite |
| | 32d in. | Pct. | No. | Lbs. | Lbs. | No. | Pct. | Pct. | Index | Index | Index | No. | No. | No. | Index | Rd | +b | Index | Rd | +b | Index | Rd | -b | Index |
| NEW MEXICO----CONTINUED | | | | | | | | | | | | | | | | | | | | | | | | |
| LAS CRUCES | | DEL CERRO | | | | | 100 PERCENT | | | | | | | | | | | | | | | | | |
| M | 42 | 5.9 | 14 | 167 | 62 | 3387 | 6.6 | 5.4 | 120 | 100 | 110 | 19 | 14 | | 80 | 73.0 | 11.1 | 102 | 81.0 | 2.7 | 97 | 27.6 | 27.1 | 107 |
| M | 42 | 6.7 | 9 | 166 | 63 | 3401 | 6.9 | 5.8 | 110 | 100 | 105 | 23 | 13 | 95 | 90 | 74.6 | 10.4 | 102 | 82.6 | 2.9 | 100 | 25.5 | 26.7 | 109 |
| SLM | 41 | 6.7 | 23 | 188 | 72 | 3868 | 6.4 | 5.2 | 110 | 100 | 105 | 38 | 24 | | 70 | 72.4 | 9.2 | 95 | 80.9 | 3.6 | 93 | 29.0 | 24.4 | 94 |
| DELL CITY | | ACALA 1517C | | | | | 93 PERCENT | | | | | | | | | | | | | | | | | |
| SM | 37 | 6.8 | 32 | 140 | 52 | 2840 | 7.2 | 6.0 | 100 | 90 | 95 | 24 | 16 | | 90 | 73.6 | 11.4 | 103 | 82.4 | 2.9 | 99 | 26.0 | 27.6 | 112 |
| M | 36 | 7.5 | 24 | 133 | 50 | 2713 | 7.8 | 5.7 | 100 | 90 | 95 | 32 | 19 | 78 | 90 | 72.4 | 11.5 | 102 | 84.4 | 2.4 | 106 | 27.3 | 26.3 | 104 |
| M | 36 | 6.4 | 25 | 135 | 51 | 2760 | 7.4 | 5.7 | 100 | 90 | 95 | 23 | 16 | | 110 | 73.0 | 11.2 | 102 | 84.4 | 2.4 | 106 | 27.0 | 25.6 | 102 |
| SM LT SP | 36 | 8.7 | 35 | 141 | 52 | 2851 | 7.2 | 5.8 | 90 | 90 | 90 | 34 | 24 | | 100 | 71.4 | 13.2 | 106 | 84.4 | 2.9 | 104 | 27.0 | 25.5 | 102 |
| TEXAS | | | | | | | | | | | | | | | | | | | | | | | | |
| PECOS | | ACALA 1517C | | | | | 75 PERCENT | | | | | | | | | | | | | | | | | |
| SM | 37 | 5.8 | 10 | 133 | 49 | 2628 | 6.7 | 5.2 | 110 | 100 | 105 | 8 | 8 | | 110 | 74.2 | 11.2 | 104 | 82.8 | 2.3 | 103 | 26.2 | 27.6 | 112 |
| GM | 37 | 6.3 | 11 | 141 | 52 | 2851 | 6.8 | 5.6 | 120 | 110 | 115 | 7 | 6 | 73 | 110 | 74.5 | 11.1 | 104 | 83.1 | 2.8 | 102 | 25.3 | 27.2 | 111 |
| SM | 36 | 6.7 | 23 | 129 | 47 | 2594 | 6.5 | 5.2 | 110 | 100 | 105 | 15 | 12 | | 110 | 74.2 | 10.6 | 102 | 83.2 | 2.6 | 102 | 27.3 | 25.9 | 103 |
| STANTON | | ACALA 1517BR | | | | | 80 PERCENT | | | | | | | | | | | | | | | | | |
| SM | 36 | 5.7 | 11 | 135 | 49 | 2710 | 5.9 | 4.6 | 120 | 100 | 110 | 13 | 10 | | 90 | 72.2 | 11.6 | 102 | 82.0 | 2.3 | 101 | 25.4 | 28.4 | 117 |
| SM | 35 | 7.5 | 13 | 136 | 49 | 2721 | 5.8 | 4.9 | 120 | 110 | 115 | 15 | 11 | 68 | 100 | 72.0 | 11.4 | 101 | 82.0 | 3.2 | 97 | 27.5 | 26.2 | 103 |
| M | 34 | 7.0 | 25 | 120 | 41 | 2345 | 6.1 | 4.2 | 110 | 100 | 105 | 20 | 14 | | 100 | 71.0 | 11.7 | 100 | 82.2 | 2.6 | 100 | 27.5 | 26.6 | 105 |
| SLM | 34 | 8.7 | 26 | 119 | 39 | 2284 | 5.6 | 4.1 | 100 | 90 | 95 | 44 | 28 | | 90 | 66.6 | 10.5 | 87 | 80.3 | 3.5 | 92 | 29.0 | 24.3 | 93 |
| YSLETA | | ACALA 1517C | | | | | 95 PERCENT | | | | | | | | | | | | | | | | | |
| SM | 37 | 6.1 | 23 | 145 | 53 | 2920 | 6.5 | 5.1 | 100 | 90 | 95 | 24 | 19 | | 80 | 73.0 | 10.8 | 100 | 82.8 | 2.8 | 101 | 25.5 | 27.3 | 112 |
| SM | 37 | 6.4 | 24 | 139 | 52 | 2829 | 7.0 | 5.4 | 100 | 90 | 95 | 26 | 23 | 76 | 90 | 74.4 | 11.0 | 103 | 82.7 | 2.5 | 102 | 25.5 | 26.5 | 109 |
| SM | 36 | 6.2 | 26 | 135 | 49 | 2710 | 7.0 | 5.6 | 100 | 90 | 95 | 30 | 26 | | 90 | 75.3 | 10.0 | 102 | 83.2 | 2.2 | 104 | 25.4 | 26.5 | 109 |
| M | 36 | 7.4 | 37 | 140 | 50 | 2790 | 6.5 | 5.4 | 100 | 90 | 95 | 37 | 27 | | 90 | 71.4 | 10.3 | 96 | 81.9 | 2.5 | 100 | 29.7 | 24.4 | 92 |

Table 7b.--Cotton: Combed yarn processing test results for long staple varieties, by state and market area for samples of modal quality, collected at triweekly intervals, crop of 1961--Continued

| State, Production Area Chronological Sampling and Classification | | Comber waste | Yarn skein strength | | | | Yarn elongation | | Yarn appearance | | | Yarn imperfections | | Trash in fabric | Luster of 50s or 11.8 tex yarn | |
|---|---|---|---|---|---|---|---|---|---|---|---|---|---|---|---|---|
| Grade | Staple | | 22s or 26.8 tex | 50s or 11.8 tex | Average brk.fctr. | 50s Merc. | 22s or 26.8 tex | 50s or 11.8 tex | 22s or 26.8 tex | 50s or 11.8 tex | Average | 22s or 26.8 tex | 50s or 11.8 tex | | Grey | Merc. |
| Abbr. | 32d in. | Pct. | Lbs. | Lbs. | No. | Lbs. | Pct. | Pct. | Index | Index | Index | No. | No. | Index | Pct. | Pct. |
| NEW MEXICO (Contd.) | | | | | | | | | | | | | | | | |
| Las Cruces | | Del Cerro 100 Percent | | | | | | | | | | | | | | |
| M | 42 | 12.2 | 182 | 67 | 3677 | 70 | 6.7 | 5.4 | 120 | 100 | 110 | 16 | 12 | 90 | 30.3 | 41.0 |
| M | 42 | 10.8 | 182 | 68 | 3702 | 73 | 7.4 | 6.0 | 120 | 100 | 110 | 16 | 13 | 100 | 30.2 | 44.3 |
| SLM | 41 | 10.9 | 203 | 78 | 4183 | 82 | 6.6 | 5.4 | 110 | 110 | 110 | 27 | 17 | 90 | 36.0 | 49.3 |
| Dell City | | Acala 1517C 93 Percent | | | | | | | | | | | | | | |
| SM | 37 | 11.9 | 154 | 56 | 3094 | 59 | 7.2 | 5.9 | 110 | 100 | 105 | 17 | 12 | 100 | 28.6 | 38.9 |
| M | 36 | 12.5 | 144 | 54 | 2934 | 56 | 7.4 | 6.0 | 100 | 90 | 95 | 24 | 18 | 100 | 27.2 | 38.2 |
| M | 36 | 13.0 | 148 | 55 | 3003 | 57 | 7.7 | 5.9 | 100 | 90 | 95 | 18 | 15 | 110 | 27.6 | 38.6 |
| SMltsp | 36 | 12.0 | 156 | 57 | 3141 | 61 | 7.4 | 6.1 | 100 | 90 | 95 | 29 | 20 | 100 | 29.2 | 43.4 |
| TEXAS | | | | | | | | | | | | | | | | |
| Pecos | | Acala 1517C 75 Percent | | | | | | | | | | | | | | |
| SM | 37 | 13.0 | 146 | 53 | 2931 | 55 | 6.8 | 5.5 | 120 | 100 | 110 | 7 | 7 | 100 | 29.3 | 37.4 |
| GM | 37 | 13.4 | 155 | 57 | 3130 | 58 | 7.2 | 5.5 | 120 | 120 | 120 | 6 | 4 | 120 | 28.9 | 39.2 |
| SM | 36 | 14.9 | 144 | 54 | 2934 | 56 | 7.0 | 5.8 | 120 | 110 | 115 | 11 | 10 | 120 | 29.0 | 41.3 |
| Stanton | | Acala 1517BR 80 Percent | | | | | | | | | | | | | | |
| SM | 36 | 13.7 | 151 | 56 | 3061 | 59 | 6.1 | 4.8 | 120 | 110 | 115 | 9 | 8 | 100 | 30.0 | 40.5 |
| SM | 35 | 15.2 | 151 | 56 | 3061 | 58 | 6.4 | 5.0 | 120 | 110 | 115 | 10 | 6 | 110 | 30.0 | 42.4 |
| M | 34 | 15.4 | 137 | 49 | 2732 | 54 | 6.2 | 4.8 | 110 | 100 | 105 | 16 | 11 | 100 | 30.3 | 42.3 |
| SLM | 34 | 16.4 | 137 | 49 | 2732 | 53 | 5.9 | 4.8 | 110 | 100 | 105 | 32 | 24 | 100 | 32.5 | 42.8 |
| Ysleta | | Acala 1517C 95 Percent | | | | | | | | | | | | | | |
| SM | 37 | 12.6 | 159 | 60 | 3249 | 62 | 6.6 | 5.4 | 110 | 100 | 105 | 19 | 16 | 90 | 29.0 | 38.3 |
| SM | 37 | 12.7 | 149 | 57 | 3064 | 60 | 7.2 | 5.7 | 110 | 100 | 105 | 24 | 17 | 100 | 29.1 | 40.8 |
| SM | 36 | 13.5 | 153 | 57 | 3108 | 60 | 6.9 | 5.9 | 110 | 100 | 105 | 20 | 18 | 100 | 28.4 | 42.2 |
| M | 36 | 13.6 | 154 | 56 | 3094 | 60 | 6.9 | 5.5 | 100 | 90 | 95 | 33 | 21 | 100 | 29.4 | 39.6 |

Table 8.--Cotton: Fiber and combed yarn processing test results for extra long staple varieties by state and market area for samples of modal quality, collected at triweekly intervals, crop of 1961

| State, Production Area Chronological sampling and Classification | | | Array length | | Micronaire | Fiber strength | | | Elongation 1/8" | Shirley Analyzer | | Color of raw stock | | | | Color cl. lint | | Picker & card waste | Comber waste | Neps in card web |
|---|---|---|---|---|---|---|---|---|---|---|---|---|---|---|---|---|---|---|---|---|
| | | | Upper quart. | Coef. var. | | Zero gauge | | 1/8" gauge | | Visible waste | Total waste | Reflectance | Yellowness | Composite | | Reflectance | Yellowness | | | |
| Grade | Staple | 32d in. | In. | Pct. | Rdg. | Mpsi | G/tex | G/tex | Pct. | Pct. | Pct. | Rd | +b | Index | Code | Rd | +b | Pct. | Pct. | No. |
| **ARIZONA** | | | | | | | | | | | | | | | | | | | | |
| **Marana** | | | Pima S-1 | | 97 Percent | | | | | | | | | | | | | | | |
| 3 | | 46 | 1.43 | 31 | 3.5 | 98 | 48.4 | 31.9 | 7.9 | 2.7 | 3.6 | 69.5 | 10.6 | 93 | 555 | 71.5 | 10.5 | 9.5 | 15.1 | 19 |
| 4 | | 46 | 1.42 | 34 | 3.5 | 93 | 46.2 | 31.0 | 7.8 | 2.4 | 3.4 | 68.3 | 11.0 | 88 | 605 | 69.8 | 10.7 | 9.4 | 14.6 | 11 |
| 2 | | 46 | 1.39 | 34 | 3.6 | 96 | 47.4 | 32.6 | 7.1 | 1.6 | 2.6 | 71.0 | 10.1 | 94 | 554 | 72.6 | 10.6 | 7.6 | 15.1 | 8 |
| **Peoria** | | | Pima S-2 | | 75 Percent | | | | | | | | | | | | | | | |
| 3 | | 46 | 1.45 | 29 | 4.0 | 96 | 47.5 | 34.2 | 7.0 | 1.6 | 2.2 | 69.6 | 10.5 | 92 | 554 | 72.9 | 10.2 | 8.1 | 12.4 | 8 |
| 3 | | 46 | 1.40 | 30 | 3.9 | 99 | 48.9 | 32.5 | 7.4 | 1.7 | 2.3 | 67.7 | 10.8 | 87 | 605 | 69.6 | 10.7 | 9.2 | 14.8 | 8 |
| 3 | | 46 | 1.41 | 30 | 3.5 | 101 | 50.2 | 35.2 | 6.7 | 1.8 | 3.2 | 68.8 | 10.6 | 89 | 605 | 71.2 | 10.6 | 9.0 | 14.4 | 18 |
| **Safford** | | | Pima S-1 | | 98 Percent | | | | | | | | | | | | | | | |
| 3 | | 46 | 1.44 | 29 | 3.6 | 93 | 45.8 | 33.4 | 8.1 | 1.6 | 2.5 | 68.5 | 10.7 | 89 | 605 | 70.8 | 10.9 | 8.9 | 12.8 | 9 |
| 3 | | 46 | 1.46 | 27 | 3.6 | 97 | 48.2 | 32.8 | 7.7 | 1.8 | 2.2 | 67.4 | 10.7 | 86 | 605 | 72.0 | 10.4 | 9.0 | 13.4 | 12 |
| 3 | | 46 | 1.38 | 33 | 3.2 | 97 | 47.8 | 31.4 | 7.0 | 1.9 | 2.8 | 68.7 | 10.1 | 88 | 604 | 72.0 | 10.5 | 8.6 | 15.3 | 18 |
| **NEW MEXICO** | | | | | | | | | | | | | | | | | | | | |
| **Las Cruces** | | | Pima S-1 | | 99 Percent | | | | | | | | | | | | | | | |
| 3 | | 46 | 1.42 | 31 | 3.6 | 95 | 47.1 | 32.7 | 8.2 | 1.3 | 2.2 | 66.8 | 10.9 | 85 | 605 | 69.9 | 11.2 | 9.4 | 14.5 | 18 |
| 3 | | 46 | 1.40 | 30 | 3.4 | 90 | 44.8 | 31.3 | 7.8 | 1.5 | 3.2 | 67.8 | 11.1 | 87 | 605 | 71.0 | 10.6 | 8.7 | 13.0 | 19 |
| 3 | | 44 | 1.31 | 32 | 3.3 | 93 | 46.1 | 31.4 | 7.6 | 1.5 | 2.6 | 68.6 | 10.7 | 88 | 605 | 70.0 | 10.9 | 10.2 | 17.0 | 29 |
| **TEXAS** | | | | | | | | | | | | | | | | | | | | |
| **El Paso** | | | Pima S-1 | | 94 Percent | | | | | | | | | | | | | | | |
| 3 | | 46 | 1.43 | 27 | 3.6 | 93 | 45.9 | 31.1 | 8.2 | 4.2 | 5.0 | 66.6 | 10.8 | 85 | 655 | 70.5 | 10.8 | 10.4 | 13.0 | 13 |
| 3 | | 46 | 1.44 | 28 | 3.4 | 93 | 46.1 | 30.4 | 7.9 | 2.5 | 3.2 | 67.0 | 11.0 | 85 | 605 | 69.8 | 11.0 | 9.3 | 14.7 | 15 |
| 4 | | 44 | 1.40 | 30 | 3.0 | 95 | 47.1 | 31.4 | 7.0 | 3.2 | 4.5 | 66.5 | 11.0 | 85 | 605 | 78.7 | 11.4 | 10.6 | 17.1 | 24 |
| **Tornillo** | | | Pima S-1 | | 99 Percent | | | | | | | | | | | | | | | |
| 2 | | 46 | 1.39 | 30 | 3.9 | 100 | 49.3 | 34.4 | 7.8 | 1.0 | 1.7 | 68.3 | 10.8 | 88 | 605 | 70.7 | 10.9 | 8.0 | 13.4 | 9 |
| 3 | | 46 | 1.40 | 30 | 3.8 | 96 | 47.4 | 32.2 | 8.0 | 1.2 | 1.9 | 67.7 | 11.0 | 87 | 605 | 70.3 | 10.4 | 10.2 | 15.1 | 18 |
| 3 | | 46 | 1.36 | 33 | 3.2 | 98 | 48.4 | 32.0 | 7.2 | 1.4 | 2.7 | 67.7 | 10.5 | 87 | 605 | 69.3 | 11.0 | 10.9 | 15.8 | 25 |

Table 8.--Continued

| State, Production Area, Chronological sampling and classification | Grade | Staple | Yarn skein strength | | | | Yarn elngtn | | Yarn appearance | | | Yarn imprfctns | | Color 50s grey yarn | | | Color 50s blchd yarn | | | Color 50s dyed yarn | | | Luster of 50s or 11.8tex yarn | |
|---|---|---|---|---|---|---|---|---|---|---|---|---|---|---|---|---|---|---|---|---|---|---|---|---|
| | | | 50s or 11.8tex | 80s or 7.4tex | Average brk.fctr. | 50s Merc. | 50s or 11.8tex | 80s or 7.4tex | 50s or 11.8tex | 80s or 7.4tex | Average | 50s or 11.8tex | 80s or 7.4tex | Rflct-ance | Yellow-ness | Com-posite | Rflct-ance | Yellow-ness | Com-posite | Rflct-ance | Blue-ness | Com-posite | Grey | Merc. |
| | | 32d in. | Lbs. | Lbs. | No. | Lbs. | Pct. | Pct. | Index | Index | Index | No. | No. | Rd | +b | Index | Rd | +b | Index | Rd | -b | Index | Pct. | Pct. |
| ARIZONA | | | | | | | | | | | | | | | | | | | | | | | | |
| Marana | | | Pima S-1 | | 97 Percent | | | | | | | | | | | | | | | | | | | |
| | 3 | 46 | 72 | 40 | 3400 | 73 | 6.0 | 5.1 | 120 | 110 | 115 | 6 | 4 | 64.8 | 14.0 | 96 | 83.0 | 3.2 | 100 | 25.6 | 28.3 | 116 | 35.6 | 45.9 |
| | 4 | 46 | 75 | 41 | 3515 | 77 | 6.0 | 5.6 | 110 | 100 | 105 | 9 | 9 | 63.8 | 13.8 | 93 | 81.5 | 3.7 | 94 | 27.0 | 26.5 | 106 | 38.3 | 49.3 |
| | 2 | 46 | 70 | 38 | 3270 | 76 | 5.5 | 4.6 | 120 | 110 | 115 | 4 | 3 | 66.6 | 14.2 | 102 | 82.2 | 2.8 | 99 | 27.8 | 26.7 | 105 | 36.3 | 49.2 |
| Peoria | | | Pima S-2 | | 75 Percent | | | | | | | | | | | | | | | | | | | |
| | 3 | 46 | 72 | 40 | 3400 | 77 | 5.5 | 4.7 | 130 | 110 | 120 | 4 | 3 | 65.1 | 13.5 | 95 | 80.7 | 3.0 | 95 | 26.1 | 27.4 | 111 | 35.2 | 47.2 |
| | 3 | 46 | 74 | 40 | 3450 | 73 | 5.6 | 5.0 | 110 | 120 | 115 | 4 | 2 | 64.0 | 13.4 | 92 | 81.5 | 3.8 | 94 | 26.9 | 27.5 | 110 | 36.7 | 47.8 |
| | 3 | 46 | 78 | 43 | 3670 | 81 | 5.7 | 5.0 | 100 | 100 | 100 | 11 | 6 | 62.9 | 13.9 | 91 | 80.6 | 3.8 | 92 | 26.8 | 26.0 | 104 | 37.2 | 51.4 |
| Safford | | | Pima S-1 | | 98 Percent | | | | | | | | | | | | | | | | | | | |
| | 3 | 46 | 73 | 40 | 3425 | 75 | 6.2 | 5.4 | 120 | 100 | 110 | 5 | 5 | 64.1 | 14.0 | 94 | 82.8 | 3.8 | 97 | 27.1 | 27.7 | 110 | 34.6 | 48.4 |
| | 3 | 46 | 71 | 41 | 3415 | 72 | 5.8 | 5.6 | 120 | 100 | 110 | 6 | 4 | 63.7 | 14.2 | 94 | 82.2 | 3.6 | 96 | 26.5 | 27.0 | 109 | 37.0 | 49.0 |
| | 3 | 46 | 75 | 42 | 3555 | 78 | 5.9 | 4.8 | 120 | 110 | 115 | 7 | 6 | 64.2 | 13.4 | 92 | 81.3 | 3.5 | 95 | 28.1 | 25.0 | 98 | 33.8 | 45.6 |
| NEW MEXICO | | | | | | | | | | | | | | | | | | | | | | | | |
| Las Cruces | | | Pima S-1 | | 99 Percent | | | | | | | | | | | | | | | | | | | |
| | 3 | 46 | 70 | 38 | 3270 | 72 | 5.9 | 5.2 | 110 | 100 | 105 | 8 | 7 | 61.6 | 14.1 | 88 | 82.6 | 3.2 | 99 | 27.1 | 27.1 | 108 | 35.4 | 47.6 |
| | 3 | 46 | 70 | 41 | 3390 | 72 | 5.9 | 5.4 | 110 | 90 | 100 | 6 | 4 | 61.8 | 14.6 | 91 | 82.2 | 4.4 | 93 | 26.1 | 26.3 | 107 | 36.7 | 51.0 |
| | 3 | 44 | 73 | 40 | 3425 | 76 | 5.9 | 4.9 | 100 | 90 | 95 | 16 | 12 | 61.6 | 14.4 | 90 | 81.4 | 3.7 | 94 | 26.8 | 26.1 | 104 | 38.2 | 51.1 |
| TEXAS | | | | | | | | | | | | | | | | | | | | | | | | |
| El Paso | | | Pima S-1 | | 94 Percent | | | | | | | | | | | | | | | | | | | |
| | 3 | 46 | 73 | 40 | 3425 | 75 | 6.0 | 5.6 | 110 | 100 | 105 | 8 | 5 | 63.5 | 13.8 | 92 | 82.0 | 3.8 | 95 | 27.3 | 26.5 | 105 | 35.6 | 54.4 |
| | 3 | 46 | 74 | 40 | 3450 | 75 | 6.1 | 5.3 | 110 | 100 | 105 | 9 | 5 | 62.6 | 14.0 | 90 | 81.0 | 4.4 | 90 | 26.3 | 26.5 | 107 | 37.5 | 50.4 |
| | 4 | 44 | 75 | 42 | 3555 | 78 | 5.8 | 5.0 | 110 | 110 | 110 | 16 | 11 | 60.2 | 13.8 | 84 | 80.5 | 4.0 | 91 | 29.4 | 25.0 | 95 | 31.7 | 43.7 |
| Tornillo | | | Pima S-1 | | 99 Percent | | | | | | | | | | | | | | | | | | | |
| | 2 | 46 | 72 | 41 | 3440 | 77 | 6.1 | 5.4 | 120 | 100 | 110 | 5 | 3 | 65.1 | 14.1 | 98 | 81.9 | 3.5 | 96 | 27.7 | 26.7 | 105 | 35.8 | 48.2 |
| | 3 | 46 | 73 | 39 | 3385 | 74 | 5.9 | 5.3 | 100 | 90 | 95 | 12 | 11 | 62.4 | 14.2 | 90 | 82.2 | 3.7 | 96 | 25.5 | 26.9 | 110 | 35.7 | 48.2 |
| | 3 | 46 | 73 | 39 | 3385 | 78 | 5.8 | 4.8 | 100 | 90 | 95 | 18 | 12 | 62.2 | 14.2 | 90 | 82.0 | 3.7 | 95 | 27.0 | 26.0 | 104 | 37.2 | 50.3 |

Table 9.--Cotton: Results of simple correlation analyses for the fiber and processing tests performed on 164 short staple samples, collected at triweekly intervals from selected gin points, Crop of 1961

| Item | Grade | Staple | Fiber length | | Micro-naire | Fiber strength | | Elon-gation 1/8" | Shirley Analyzer | | Color of raw stock | | | Color cl. lint | | Picker & card waste | Neps in card web |
|---|---|---|---|---|---|---|---|---|---|---|---|---|---|---|---|---|---|
| | | | 2.5% span | 50/2.5 unif. | | Zero gauge | 1/8" gauge | | Visible waste | Total waste | Reflect-ance | Yellow-ness | Com-posite | Reflect-ance | Yellow-ness | | |
| | Index | 32d In. | In. | Pct. | Rdg. | Mpsi | G/tex | Pct. | Pct. | Pct. | Rd | +b | Index | Rd | +b | Pct. | No. |
| Sample Distribution: | | | | | | | | | | | | | | | | | |
| Mean | 96.3 | 30.6 | .94 | 44.3 | 3.84 | 75.5 | 20.3 | 6.10 | 1.71 | 3.35 | 73.8 | 9.1 | 97.1 | 76.4 | 9.1 | 7.73 | 42.4 |
| Standard deviation (±) | 4.7 | .8 | .03 | 1.2 | .53 | 4.9 | 1.2 | .94 | .71 | .96 | 2.3 | .5 | 3.6 | 2.1 | .6 | 1.13 | 35.7 |
| Correlation Coef. for: | | | | | | | | | | | | | | | | | |
| Classification: | | | | | | | | | | | | | | | | | |
| Grade.....index | | +.1921 | +.1855 | +.0487 | +.1043 | -.1475 | -.2084 | +.1245 | -.6810 | -.6834 | +.7860 | +.0470 | +.8142 | +.5768 | -.2308 | -.5850 | -.1903 |
| Staple.....32d inches | +.1921 | | +.7872 | -.0017 | +.3350 | +.0487 | +.0712 | +.1649 | -.2000 | -.2709 | +.2232 | -.0892 | +.2167 | +.1227 | -.1583 | -.2826 | -.2382 |
| Fiber length: | | | | | | | | | | | | | | | | | |
| 2.5% span.....inches | +.1855 | +.7872 | | -.1726 | +.2857 | -.1751 | -.1635 | +.2268 | -.2293 | -.2579 | +.2434 | -.1614 | +.2151 | +.1797 | -.2168 | -.3112 | -.1848 |
| 50/2.5 unif.....percent | +.0487 | -.0017 | -.1726 | | +.3296 | +.2278 | +.2697 | -.1707 | -.0278 | -.0970 | -.0530 | -.0182 | -.0474 | -.0317 | +.0385 | -.1223 | -.3509 |
| Micronaire.....reading | +.1043 | +.3350 | +.2857 | +.3296 | | +.3906 | +.0549 | -.2912 | -.2852 | -.3974 | -.0620 | +.2039 | -.0264 | -.1733 | +.1492 | -.3910 | -.6114 |
| Fiber strength: | | | | | | | | | | | | | | | | | |
| Zero gauge....1,000 psi | -.1475 | +.0487 | -.1751 | +.2278 | +.3906 | | +.6297 | -.6813 | +.1871 | +.0915 | -.1377 | +.3169 | -.1044 | -.0702 | +.3464 | -.0307 | -.2687 |
| 1/8" gauge....grams/tex | -.2084 | +.0712 | -.1635 | +.2697 | +.0549 | +.6297 | | -.1684 | +.2973 | +.2295 | -.1591 | +.0778 | -.1484 | -.0276 | +.1265 | +.1392 | -.0814 |
| Elongation (1/8").pct | +.1245 | +.1649 | +.2268 | -.1707 | -.2912 | -.6813 | -.1684 | | -.1321 | -.0767 | +.1770 | -.2625 | +.1455 | +.0839 | -.3405 | -.0203 | +.1692 |
| Shirley Analyzer: | | | | | | | | | | | | | | | | | |
| Visible waste...percent | -.6810 | -.2000 | -.2293 | -.0278 | -.2852 | +.1871 | +.2973 | -.1321 | | +.8958 | -.4909 | -.0866 | -.5090 | -.2610 | +.1542 | +.6920 | +.2453 |
| Total waste.....percent | -.6834 | -.2709 | -.2579 | -.0970 | -.3974 | +.0915 | +.2295 | -.0767 | +.8958 | | -.5199 | -.1392 | -.5501 | -.2718 | +.0953 | +.7260 | +.3449 |
| Color of raw stock: | | | | | | | | | | | | | | | | | |
| Reflectance.....Rd | +.7860 | +.2232 | +.2434 | -.0530 | -.0620 | -.1377 | -.1591 | +.1770 | -.4909 | -.5199 | | -.2499 | +.9816 | +.8561 | -.4759 | -.4386 | -.0803 |
| Yellowness.....+b | +.0470 | -.0892 | -.1614 | -.0182 | +.2039 | +.3169 | +.0778 | -.2625 | -.0866 | -.1392 | -.2499 | | -.1235 | -.3840 | +.8037 | -.0036 | -.0141 |
| Composite.....index | +.8142 | +.2167 | +.2151 | -.0474 | -.0264 | -.1044 | -.1484 | +.1455 | -.5090 | -.5501 | +.9816 | -.1235 | | +.8169 | -.3791 | -.4494 | -.0947 |
| Color of cleaned lint: | | | | | | | | | | | | | | | | | |
| Reflectance.....Rd | +.5768 | +.1227 | +.1797 | -.0317 | -.1733 | -.0702 | -.0276 | +.0839 | -.2610 | -.2718 | +.8561 | -.3840 | +.8169 | | -.6049 | -.2491 | +.0244 |
| Yellowness.....+b | -.2308 | -.1583 | -.2168 | +.0385 | +.1492 | +.3464 | +.1265 | -.3405 | +.1542 | +.0953 | -.4759 | +.8037 | -.3791 | -.6049 | | +.0804 | -.0036 |
| Picker & card waste...pct | -.5850 | -.2826 | -.3112 | -.1223 | -.3910 | -.0307 | +.1392 | -.0203 | +.6920 | +.7260 | -.4386 | -.0036 | -.4494 | -.2491 | +.0804 | | +.5372 |
| Neps in card web...number | -.1903 | -.2382 | -.1848 | -.3509 | -.6114 | -.2687 | -.0814 | +.1692 | +.2453 | +.3449 | -.0803 | -.0141 | -.0947 | +.0244 | -.0036 | +.5372 | |
| Yarn skein strength: | | | | | | | | | | | | | | | | | |
| 8s (73.8 tex)...pounds | +.0073 | +.2874 | +.1289 | +.1788 | -.1827 | +.2812 | +.6626 | +.1416 | +.1778 | +.1335 | +.1515 | -.1299 | +.1413 | +.2308 | -.0650 | -.0418 | -.0941 |
| 22s (26.8 tex)...pounds | +.0627 | +.3376 | +.1649 | +.2258 | -.1253 | +.3303 | +.6775 | +.0682 | +.1485 | +.0876 | +.2101 | -.1514 | +.1982 | +.2960 | -.1134 | -.0779 | -.1500 |
| Yarn elongation: | | | | | | | | | | | | | | | | | |
| 8s (73.8 tex)..percent | +.3143 | +.3134 | +.4152 | -.2165 | -.2486 | -.5386 | -.2106 | +.7663 | -.2367 | -.2335 | +.3721 | -.2169 | +.3388 | +.2510 | -.2623 | -.2611 | +.0602 |
| 22s (26.8 tex)..percent | +.1420 | +.2010 | +.3112 | -.2063 | -.5227 | -.6484 | -.1716 | +.7565 | -.0811 | -.0056 | +.2644 | -.3902 | +.2151 | +.2255 | -.3378 | -.0507 | +.2065 |
| Yarn appearance: | | | | | | | | | | | | | | | | | |
| 8s (73.8 tex)....index | +.2578 | +.2881 | +.2275 | +.3295 | +.7385 | +.3799 | +.0724 | -.2829 | -.3941 | -.4609 | +.1264 | +.0641 | +.1380 | -.0075 | +.0299 | -.6132 | -.7230 |
| 22s (26.8 tex)....index | +.2245 | +.3449 | +.2252 | +.3894 | +.7336 | +.4186 | +.1442 | -.3078 | -.2970 | -.3982 | +.1171 | +.1048 | +.1466 | +.0239 | +.0926 | -.5129 | -.7126 |
| Yarn imperfections: | | | | | | | | | | | | | | | | | |
| 8s (73.8 tex)...number | -.4364 | -.2049 | -.1566 | -.3671 | -.6670 | -.2853 | -.0310 | +.2577 | +.4985 | +.5478 | -.3171 | +.0324 | -.3304 | -.1950 | +.1174 | +.6558 | +.8298 |
| 22s (26.8 tex)...number | -.4551 | -.2243 | -.1789 | -.3746 | -.6472 | -.2480 | +.0025 | +.2165 | +.5078 | +.5626 | -.3426 | +.0653 | -.3484 | -.2110 | +.1507 | +.6636 | +.8420 |
| Trash in fabric.....index | +.6762 | +.0778 | +.1252 | +.1441 | +.3033 | +.0266 | -.1342 | -.0671 | -.6235 | -.6214 | +.6314 | -.0151 | +.6353 | +.4793 | -.2707 | -.5263 | -.2901 |
| Color-22s grey yarn: | | | | | | | | | | | | | | | | | |
| Reflectance.....Rd | +.6168 | +.2611 | +.2777 | +.1007 | +.1798 | +.0569 | -.0443 | +.0498 | -.3842 | -.4350 | +.8597 | -.3150 | +.8312 | +.7920 | -.5154 | -.4209 | -.2373 |
| Yellowness.....+b | -.0386 | -.0387 | -.0375 | +.0139 | +.1780 | +.2361 | +.0483 | -.2155 | +.0751 | +.0155 | -.1859 | +.6219 | -.1165 | -.2946 | +.6155 | +.0170 | -.0622 |
| Composite.....index | +.5655 | +.2376 | +.2621 | +.1018 | +.2859 | +.1625 | -.0204 | -.0584 | -.3268 | -.4125 | +.7117 | +.0246 | +.7252 | +.5841 | -.1670 | -.3937 | -.2715 |
| Color-22s bleached yarn: | | | | | | | | | | | | | | | | | |
| Reflectance.....Rd | +.3260 | +.2144 | +.3722 | -.1637 | -.1556 | -.2516 | -.1602 | +.3422 | -.1685 | -.1717 | +.4927 | +.0724 | +.4856 | +.3956 | -.0863 | -.1836 | +.0256 |
| Yellowness.....+b | -.4923 | -.2616 | -.2979 | -.0490 | -.2690 | -.0159 | +.1185 | -.0756 | +.3410 | +.3982 | -.5349 | +.1060 | -.5208 | -.4009 | +.2215 | +.3941 | +.3143 |
| Composite.....index | +.4683 | +.2791 | +.3943 | -.0744 | +.0489 | -.1445 | -.1669 | +.2495 | -.3021 | -.3340 | +.5943 | -.0068 | +.5839 | +.4547 | -.1700 | -.3317 | -.1588 |
| Color-22s dyed yarn: | | | | | | | | | | | | | | | | | |
| Reflectance.....Rd | -.5412 | -.3876 | -.3344 | -.2432 | -.2063 | +.0220 | -.0285 | -.1324 | +.3723 | +.5050 | -.4959 | -.1374 | -.5185 | -.3365 | +.0869 | +.3786 | +.3059 |
| Blueness.....-b | +.3794 | +.3795 | +.3256 | +.2381 | +.4996 | +.1518 | +.1026 | +.0719 | -.3861 | -.5193 | +.3343 | +.1337 | +.3496 | +.1494 | -.0420 | -.4433 | -.4424 |
| Composite.....index | +.4691 | +.4160 | +.3538 | +.2579 | +.4318 | +.1002 | +.0784 | +.0951 | -.4115 | -.5539 | +.4202 | +.1453 | +.4395 | +.2289 | -.0607 | -.4503 | -.4225 |

Table 9.--Continued

| Item | Yarn strength | | Yarn elongation | | Yarn appearance | | Yarn imprfctns | | Trash in Fabric | Color-22s grey yarn | | | Color-22s bleached yarn | | | Color-22s dyed yarn | | |
|---|---|---|---|---|---|---|---|---|---|---|---|---|---|---|---|---|---|---|
| | 8s or 73.8tex | 22s or 26.8tex | 8s or 73.8tex | 22s or 26.8tex | 8s or 73.8tex | 22s or 26.8tex | 8s or 73.8tex | 22s or 26.8tex | | Reflectance | Yellowness | Composite | Reflectance | Yellowness | Composite | Reflectance | Blueness | Composite |
| | Lbs. | Lbs. | Pct. | Pct. | Index | Index | No. | No. | Index | Rd | +b | Index | Rd | +b | Index | Rd | -b | Index |
| **Sample Distribution:** | | | | | | | | | | | | | | | | | | |
| Mean | 293.8 | 92.6 | 6.71 | 6.36 | 108.5 | 98.6 | 60.2 | 39.3 | 82.5 | 68.5 | 11.9 | 95.8 | 82.2 | 3.3 | 97.4 | 27.3 | 26.0 | 103.1 |
| Standard deviation (+) | 15.8 | 5.5 | .63 | .60 | 9.5 | 9.9 | 27.3 | 18.9 | 11.8 | 2.2 | .7 | 4.8 | 1.0 | .5 | 3.8 | 1.1 | 1.1 | 6.1 |
| **Correlation Coef. for:** | | | | | | | | | | | | | | | | | | |
| **Classification:** | | | | | | | | | | | | | | | | | | |
| Grade, index | +.0073 | +.0627 | +.3143 | +.1420 | +.2578 | +.2245 | -.4364 | -.4551 | +.6762 | +.6168 | -.0386 | +.5655 | +.3260 | -.4923 | +.4683 | -.5412 | +.3794 | +.4691 |
| Staple, 32d inches | +.2874 | +.3376 | +.3134 | +.2010 | +.2881 | +.3449 | -.2049 | -.2243 | +.0778 | +.2611 | -.0387 | +.2376 | +.2144 | -.2616 | +.2791 | -.3876 | +.3795 | +.4160 |
| **Fiber length:** | | | | | | | | | | | | | | | | | | |
| 2.5% span, inches | +.1289 | +.1649 | +.4152 | +.3112 | +.2275 | +.2252 | -.1566 | -.1789 | +.1252 | +.2777 | -.0375 | +.2621 | +.3722 | -.2979 | +.3943 | -.3344 | +.3256 | +.3538 |
| 50/2.5 unif, percent | +.1788 | +.2258 | -.2165 | -.2063 | +.3295 | +.3894 | -.3671 | -.3746 | +.1441 | +.1007 | +.0139 | +.1018 | -.1637 | -.0490 | -.0744 | -.2432 | +.2381 | +.2579 |
| Micronaire, reading | -.1827 | -.1253 | -.2486 | -.5227 | +.7385 | +.7336 | -.6670 | -.6472 | +.3033 | +.1798 | +.1780 | +.2859 | -.1556 | -.2690 | +.0489 | -.2063 | +.4996 | +.4318 |
| **Fiber strength:** | | | | | | | | | | | | | | | | | | |
| Zero gauge, 1,000 psi | +.2812 | +.3303 | -.5386 | -.6484 | +.3799 | +.4186 | -.2853 | -.2480 | +.0266 | +.0569 | +.2361 | +.1625 | -.2516 | -.0159 | -.1445 | +.0220 | +.1518 | +.1002 |
| 1/8" gauge, grams/tex | +.6626 | +.6775 | -.2106 | -.1716 | +.0724 | +.1442 | -.0310 | +.0025 | -.1342 | -.0443 | +.0483 | -.0204 | -.1602 | +.1185 | -.1669 | -.0285 | +.1026 | +.0784 |
| Elongation (1/8"), pct | +.1416 | +.0682 | +.7663 | +.7565 | -.2829 | -.3078 | +.2577 | +.2165 | -.0671 | +.0498 | -.2155 | -.0584 | +.3422 | -.0756 | +.2495 | -.1324 | +.0719 | +.0951 |
| **Shirley Analyzer:** | | | | | | | | | | | | | | | | | | |
| Visible waste, percent | +.1778 | +.1485 | -.2367 | -.0811 | -.3941 | -.2970 | +.4985 | +.5078 | -.6235 | -.3842 | +.0751 | -.3268 | -.1685 | +.3410 | -.3021 | +.3723 | -.3861 | -.4115 |
| Total waste, percent | +.1335 | +.0876 | -.2335 | -.0056 | -.4609 | -.3982 | +.5478 | +.5626 | -.6214 | -.4350 | +.0155 | -.4125 | -.1717 | +.3982 | -.3340 | +.5050 | -.5193 | -.5539 |
| **Color of raw stock:** | | | | | | | | | | | | | | | | | | |
| Reflectance, Rd | +.1515 | +.2101 | +.3721 | +.2644 | +.1264 | +.1171 | -.3171 | -.3426 | +.6314 | +.8597 | -.1859 | +.7117 | +.4927 | -.5349 | +.5943 | -.4959 | +.3343 | +.4202 |
| Yellowness, +b | -.1299 | -.1514 | -.2169 | -.3902 | +.0641 | +.1048 | +.0324 | +.0653 | -.0151 | -.3150 | +.6219 | +.0246 | +.0724 | +.1060 | -.0068 | -.1374 | +.1337 | +.1453 |
| Composite, index | +.1413 | +.1982 | +.3388 | +.2151 | +.1380 | +.1466 | -.3304 | -.3484 | +.6353 | +.8312 | -.1165 | +.7252 | +.4856 | -.5208 | +.5839 | -.5185 | +.3496 | +.4395 |
| **Color of cleaned lint:** | | | | | | | | | | | | | | | | | | |
| Reflectance, Rd | +.2308 | +.2960 | +.2510 | +.2255 | -.0075 | +.0239 | -.1950 | -.2110 | +.4793 | +.7920 | -.2946 | +.5841 | +.3956 | -.4009 | +.4547 | -.3365 | +.1494 | +.2289 |
| Yellowness, +b | -.0650 | -.1134 | -.2623 | -.3378 | +.0299 | +.0926 | +.1174 | +.1507 | -.2707 | -.5154 | +.6155 | -.1670 | -.0863 | +.2215 | -.1700 | +.0869 | -.0420 | -.0607 |
| Picker & card waste, pct | -.0418 | -.0779 | -.2611 | -.0507 | -.6132 | -.5129 | +.6558 | +.6636 | -.5263 | -.4209 | +.0170 | -.3937 | -.1836 | +.3941 | -.3317 | +.3786 | -.4433 | -.4503 |
| Neps in card web, number | -.0941 | -.1500 | +.0602 | +.2065 | -.7230 | -.7126 | +.8298 | +.8420 | -.2901 | -.2373 | -.0622 | -.2715 | +.0256 | +.3143 | -.1588 | +.3059 | -.4424 | -.4225 |
| **Yarn skein strength:** | | | | | | | | | | | | | | | | | | |
| 8s (73.8 tex), pounds | | +.9524 | +.2992 | +.3445 | +.0082 | +.1160 | -.0571 | -.0451 | -.1064 | +.1520 | -.0444 | +.1138 | +.1403 | -.0119 | +.0874 | -.2623 | +.1630 | +.2055 |
| 22s (26.8 tex), pounds | +.9524 | | +.2395 | +.2803 | +.0581 | +.1684 | -.1175 | -.1053 | -.0452 | +.2304 | -.0468 | +.1918 | +.1533 | -.0511 | +.1195 | -.3440 | +.2316 | +.2827 |
| **Yarn elongation:** | | | | | | | | | | | | | | | | | | |
| 8s (73.8 tex), percent | +.2992 | +.2395 | | +.8069 | -.1229 | -.1214 | +.0999 | +.0619 | +.0638 | +.2035 | -.1549 | +.1119 | +.4456 | -.2353 | +.3974 | -.3228 | +.2298 | +.2770 |
| 22s (26.8 tex), percent | +.3445 | +.2803 | +.8069 | | -.3318 | -.3198 | +.2726 | +.2362 | -.1146 | +.0731 | -.2604 | -.0723 | +.3741 | -.0696 | +.2669 | -.1512 | -.0074 | +.0439 |
| **Yarn appearance:** | | | | | | | | | | | | | | | | | | |
| 8s (73.8 tex), index | +.0082 | +.0581 | -.1229 | -.3318 | | +.8133 | -.7959 | -.8024 | +.4646 | +.3272 | +.1326 | +.3833 | -.0869 | -.3439 | +.1375 | -.2746 | +.5153 | +.4635 |
| 22s (26.8 tex), index | +.1160 | +.1684 | -.1214 | -.3198 | +.8133 | | -.7705 | -.7488 | +.3938 | +.3026 | +.0961 | +.3365 | -.0962 | -.2855 | +.0930 | -.2882 | +.4617 | +.4339 |
| **Yarn imperfections:** | | | | | | | | | | | | | | | | | | |
| 8s (73.8 tex), number | -.0571 | -.1175 | +.0999 | +.2726 | -.7959 | -.7705 | | +.9848 | -.5903 | -.4535 | +.0054 | -.4367 | +.0483 | +.3544 | -.1634 | +.3404 | -.4786 | -.4635 |
| 22s (26.8 tex), number | -.0451 | -.1053 | +.0619 | +.2362 | -.8024 | -.7488 | +.9848 | | -.6071 | -.4714 | +.0137 | -.4488 | +.0200 | +.3886 | -.1996 | +.3546 | -.4922 | -.4777 |
| Trash in fabric, index | -.1064 | -.0452 | +.0638 | -.1146 | +.4646 | +.3938 | -.5903 | -.6071 | | +.6157 | -.1021 | +.5211 | +.2100 | -.3932 | +.3414 | -.3545 | +.3602 | +.3854 |
| **Color-22s grey yarn:** | | | | | | | | | | | | | | | | | | |
| Reflectance, Rd | +.1520 | +.2304 | +.2035 | +.0731 | +.3272 | +.3026 | -.4535 | -.4714 | +.6157 | | -.2098 | +.8390 | +.4299 | -.5629 | +.5734 | -.4403 | +.4454 | +.4743 |
| Yellowness, +b | -.0444 | -.0468 | -.1549 | -.2604 | +.1326 | +.0961 | +.0054 | +.0137 | -.1021 | -.2098 | | +.3449 | +.0882 | -.0483 | +.0787 | -.1081 | +.1877 | +.1719 |
| Composite, index | +.1138 | +.1918 | +.1119 | -.0723 | +.3833 | +.3365 | -.4367 | -.4488 | +.5211 | +.8390 | +.3449 | | +.4496 | -.5632 | +.5841 | -.4869 | +.5390 | +.5567 |
| **Color-22s bleached yarn:** | | | | | | | | | | | | | | | | | | |
| Reflectance, Rd | +.1403 | +.1533 | +.4456 | +.3741 | -.0869 | -.0962 | +.0483 | +.0200 | +.2100 | +.4299 | +.0882 | +.4496 | | -.4426 | +.8648 | -.3713 | +.2339 | +.3027 |
| Yellowness, +b | -.0119 | -.0511 | -.2353 | -.0696 | +.3439 | -.2855 | +.3544 | +.3886 | -.3932 | -.5629 | -.0483 | -.5632 | -.4426 | | -.8277 | +.3909 | -.4284 | -.4470 |
| Composite, index | +.0874 | +.1195 | +.3974 | +.2669 | +.1375 | +.0930 | -.1634 | -.1996 | +.3414 | +.5734 | +.0787 | +.5841 | +.8648 | -.8277 | | -.4531 | +.3830 | +.4375 |
| **Color-22s dyed yarn:** | | | | | | | | | | | | | | | | | | |
| Reflectance, Rd | -.2623 | -.3440 | -.3228 | -.1512 | -.2746 | -.2882 | +.3404 | +.3546 | -.3545 | -.4403 | -.1081 | -.4869 | -.3713 | +.3909 | -.4531 | | -.7190 | -.8712 |
| Blueness, -b | +.1630 | +.2316 | +.2298 | -.0074 | +.5153 | +.4617 | -.4786 | -.4922 | +.3602 | +.4454 | +.1877 | +.5390 | +.2339 | -.4284 | +.3830 | -.7190 | | +.9647 |
| Composite, index | +.2055 | +.2827 | +.2770 | +.0439 | +.4635 | +.4339 | -.4635 | -.4777 | +.3854 | +.4743 | +.1719 | +.5567 | +.3027 | -.4470 | +.4375 | -.8712 | +.9647 | |

Table 10.--Cotton: Results of simple correlation analyses for the fiber and processing tests performed on 456 medium staple samples, collected at triweekly intervals from selected gin points, Crop of 1961

| Item | Grade | Staple | Fiber length | | Micro-naire | Fiber strength | | Elon-gation 1/8" | Shirley Analyzer | | Color of raw stock | | | Color cl. lint | | Picker & card waste | Neps in card web |
|---|---|---|---|---|---|---|---|---|---|---|---|---|---|---|---|---|---|
| | | | 2.5% span | 50/2.5 unif. | | Zero gauge | 1/8" gauge | | Visible waste | Total waste | Reflect-ance | Yellow-ness | Com-posite | Reflect-ance | Yellow-ness | | |
| | Index | 32d In. | In. | Pct. | Rdg. | Mpsi | G/tex | Pct. | Pct. | Pct. | Rd | +b | Index | Rd | +b | Pct. | No. |
| Sample Distribution: | | | | | | | | | | | | | | | | | |
| Mean | 98.0 | 34.1 | 1.06 | 43.9 | 4.23 | 80.6 | 22.2 | 6.12 | 1.34 | 2.52 | 75.9 | 8.3 | 99.3 | 78.4 | 8.4 | 7.19 | 21.8 |
| Standard deviation (+) | 5.0 | 0.8 | .03 | 1.8 | .46 | 5.8 | 5.8 | .80 | .59 | .83 | 3.4 | .5 | 5.3 | 3.2 | .5 | 1.20 | 11.5 |
| Correlation Coef. for: | | | | | | | | | | | | | | | | | |
| Classification: | | | | | | | | | | | | | | | | | |
| Grade.....index | | +.2339 | +.1782 | +.2736 | +.3741 | +.2087 | +.2260 | +.0595 | -.6239 | -.6476 | +.8486 | -.0707 | +.8626 | +.7412 | -.2471 | -.7111 | -.3713 |
| Staple.....32d inches | +.2339 | | +.8014 | +.0841 | +.0251 | +.1696 | +.3039 | +.0603 | +.0071 | -.0823 | +.3905 | -.2195 | +.3722 | +.4011 | -.2504 | -.3185 | -.1219 |
| Fiber length: | | | | | | | | | | | | | | | | | |
| 2.5% span.....inches | +.1782 | +.8014 | | +.0519 | +.0077 | +.1697 | +.3376 | +.1022 | +.0351 | -.0391 | +.3486 | -.2350 | +.3244 | +.3790 | -.2446 | -.2943 | -.1084 |
| 50/2.5 unif.....percent | +.2736 | +.0841 | +.0519 | | +.3825 | +.2761 | +.2669 | -.0869 | -.0513 | -.1656 | +.1894 | +.0804 | +.2194 | +.1543 | +.0325 | -.1826 | -.4024 |
| Micronaire.....reading | +.3741 | +.0251 | +.0077 | +.3825 | | +.1831 | +.1190 | -.0788 | -.2627 | -.3339 | +.2323 | +.2262 | +.2507 | +.1927 | +.1166 | -.3778 | -.6436 |
| Fiber strength: | | | | | | | | | | | | | | | | | |
| Zero gauge....1,000 psi | +.2087 | +.1696 | +.1697 | +.2761 | +.1831 | | +.8366 | -.6049 | +.1415 | +.1329 | +.2865 | -.2438 | +.2649 | +.3548 | -.2369 | -.1579 | -.1388 |
| 1/8" gauge....grams/tex | +.2260 | +.3039 | +.3376 | +.2669 | +.1190 | +.8366 | | -.3447 | +.0819 | +.1108 | +.3555 | -.3002 | +.3253 | +.4303 | -.3066 | -.1920 | -.0207 |
| Elongation (1/8")...pct | +.0595 | +.0603 | +.1022 | -.0869 | -.0788 | -.6049 | -.3447 | | -.2506 | -.3086 | +.0334 | +.0986 | +.0539 | -.0481 | +.0488 | -.0994 | +.0553 |
| Shirley Analyzer: | | | | | | | | | | | | | | | | | |
| Visible waste...percent | -.6239 | +.0071 | +.0351 | -.0513 | -.2627 | +.1415 | +.0819 | -.2506 | | +.8517 | -.4357 | -.1862 | -.4427 | -.3008 | -.0106 | +.6254 | +.1572 |
| Total waste.....percent | -.6476 | -.0823 | -.0391 | -.1656 | -.3339 | +.1329 | +.1108 | -.3086 | +.8517 | | -.4570 | -.2068 | -.4833 | -.2961 | -.0483 | +.6411 | +.3050 |
| Color of raw stock: | | | | | | | | | | | | | | | | | |
| Reflectance.....Rd | +.8486 | +.3905 | +.3486 | +.1894 | +.2323 | +.2865 | +.3555 | +.0334 | -.4357 | -.4570 | | -.3389 | +.9890 | +.9348 | -.4704 | -.6945 | -.2999 |
| Yellowness.....+b | -.0707 | -.2195 | -.2350 | +.0804 | +.2262 | -.2438 | -.3002 | +.0986 | -.1862 | -.2068 | -.3389 | | -.2742 | -.4115 | +.8705 | +.0303 | -.1120 |
| Composite.....index | +.8626 | +.3722 | +.3244 | +.2194 | +.2507 | +.2649 | +.3253 | +.0539 | -.4427 | -.4833 | +.9890 | -.2742 | | +.9189 | -.4139 | -.6918 | -.3175 |
| Color of cleaned lint: | | | | | | | | | | | | | | | | | |
| Reflectance.....Rd | +.7412 | +.4011 | +.3790 | +.1543 | +.1927 | +.3548 | +.4303 | -.0481 | -.3008 | -.2961 | +.9348 | -.4115 | +.9189 | | -.5341 | -.6211 | -.4234 |
| Yellowness.....+b | -.2471 | -.2504 | -.2446 | +.0325 | +.1166 | -.2369 | -.3066 | +.0488 | -.0106 | -.0483 | -.4704 | +.8705 | -.4139 | -.5341 | | +.1746 | -.0206 |
| Picker & card waste...pct | -.7111 | -.3185 | -.2943 | -.1826 | -.3778 | -.1579 | -.1920 | -.0994 | +.6254 | +.6411 | -.6945 | +.0303 | -.6918 | -.6211 | +.1746 | | +.4405 |
| Neps in card web...number | -.3713 | -.1219 | -.1084 | -.4024 | -.6436 | -.1388 | -.0207 | +.0553 | +.1572 | +.3050 | -.2999 | -.1120 | -.3175 | -.2424 | -.0206 | +.4405 | |
| Yarn skein strength: | | | | | | | | | | | | | | | | | |
| 22s (26.8 tex)...pounds | +.3094 | +.4980 | +.5330 | +.4101 | -.0176 | +.6720 | +.8150 | -.1377 | +.0594 | -.0398 | +.4692 | -.2849 | +.4522 | +.5040 | -.2990 | -.2993 | -.0955 |
| 50s (11.8 tex)...pounds | +.2615 | +.5061 | +.5376 | +.3260 | -.0686 | +.7017 | +.8335 | -.2335 | +.0866 | +.0407 | +.4277 | -.3246 | +.3938 | +.4844 | -.3343 | -.2798 | -.0476 |
| Yarn elongation: | | | | | | | | | | | | | | | | | |
| 22s (26.8 tex)..percent | +.2143 | +.4084 | +.4444 | -.0406 | -.3224 | -.2510 | +.0285 | +.5767 | -.1922 | -.2429 | +.3566 | -.1409 | +.3511 | +.3291 | -.1719 | -.3533 | +.0953 |
| 50s (11.8 tex)..percent | +.1896 | +.4398 | +.4773 | -.0203 | -.2915 | -.1197 | +.1377 | +.4459 | -.1044 | -.1491 | +.3447 | -.1559 | +.3298 | +.3400 | -.1736 | -.3106 | +.0943 |
| Yarn appearance: | | | | | | | | | | | | | | | | | |
| 22s (26.8 tex)....index | +.4241 | +.1500 | +.0637 | +.3712 | +.5219 | +.0915 | -.0712 | +.0524 | -.2326 | -.3530 | +.3711 | +.1139 | +.3927 | +.3220 | +.0014 | -.5102 | -.7189 |
| 50s (11.8 tex)....index | +.3844 | +.1583 | +.1130 | +.4336 | +.5655 | +.0066 | +.0773 | +.0570 | -.2050 | -.3870 | +.3248 | +.1606 | +.3554 | +.2602 | +.0669 | -.4651 | -.7614 |
| Yarn imperfections: | | | | | | | | | | | | | | | | | |
| 22s (26.8 tex)...number | -.4007 | -.1021 | -.0548 | -.2606 | -.3695 | +.0984 | +.1329 | -.1060 | +.3963 | +.4210 | -.2998 | -.1683 | -.3166 | -.2122 | -.0923 | +.4045 | +.4878 |
| 50s (11.8 tex)...number | -.4925 | -.1674 | -.1381 | -.4021 | -.5184 | +.0719 | +.1262 | -.1321 | +.3700 | +.4942 | -.3911 | -.1305 | -.4136 | -.2948 | -.0393 | +.5421 | +.7506 |
| Trash in fabric.....index | +.4355 | +.0766 | +.0467 | +.1949 | +.1285 | -.0428 | -.0444 | +.1313 | -.3161 | -.3415 | +.3854 | -.0700 | +.3957 | +.3261 | -.1218 | -.3019 | -.2787 |
| Color-22s grey yarn: | | | | | | | | | | | | | | | | | |
| Reflectance.....Rd | +.7911 | +.3624 | +.3234 | +.1778 | +.3102 | +.2416 | +.3038 | +.0530 | -.3609 | -.3989 | +.9422 | -.3636 | +.9406 | +.9050 | -.4736 | -.6545 | -.3639 |
| Yellowness.....+b | +.0435 | -.0784 | -.0731 | +.1399 | +.0128 | -.0489 | -.0922 | +.0370 | -.0675 | -.1235 | -.1017 | +.7120 | -.0324 | -.1623 | +.6501 | -.0223 | -.0986 |
| Composite.....index | +.8065 | +.3536 | +.3172 | +.2240 | +.3179 | +.2383 | +.2876 | +.0477 | -.3780 | -.4354 | +.9185 | -.1682 | +.9375 | +.8661 | -.2979 | -.6709 | -.3956 |
| Color-22s bleached yarn: | | | | | | | | | | | | | | | | | |
| Reflectance.....Rd | +.2422 | +.1161 | +.1372 | -.1124 | -.1871 | -.2461 | -.2042 | +.2093 | -.1892 | -.1380 | +.3582 | -.1580 | +.3598 | +.3153 | -.1703 | -.2449 | -.0284 |
| Yellowness.....+b | -.4795 | -.0839 | -.0697 | -.2381 | -.3259 | +.1046 | +.0977 | -.1336 | +.2840 | +.3261 | -.4765 | +.0894 | -.4915 | -.3963 | +.1671 | +.3591 | +.3342 |
| Composite.....index | +.4121 | +.1324 | +.1397 | +.0461 | +.0477 | -.1950 | -.1686 | +.1826 | -.2445 | -.2335 | +.4967 | -.2023 | +.5047 | +.4331 | -.2397 | -.3450 | -.2022 |
| Color-22s dyed yarn: | | | | | | | | | | | | | | | | | |
| Reflectance.....Rd | -.5035 | -.3862 | -.3731 | -.3505 | -.3077 | -.2571 | -.3908 | -.0695 | +.2679 | +.3371 | -.5146 | -.0924 | -.5079 | -.4622 | +.0351 | +.4622 | +.3168 |
| Blueness.....-b | +.5122 | +.2167 | +.1862 | +.2048 | +.4301 | +.0398 | +.0769 | +.1727 | -.3201 | -.4288 | +.4793 | +.0709 | +.4945 | +.3929 | -.0428 | -.4164 | -.3735 |
| Composite.....index | +.5726 | +.3179 | +.2908 | +.2927 | +.4340 | +.1362 | +.2176 | +.1498 | -.3410 | -.4471 | +.5509 | +.0905 | +.5592 | +.4668 | -.0427 | -.4839 | -.3938 |

Table 10.--Continued

| Item | Yarn strength | | Yarn elongation | | Yarn appearance | | Yarn imprfctns | | Trash in Fabric | Color-22s grey yarn | | | Color-22s bleached yarn | | | Color-22s dyed yarn | | |
|---|---|---|---|---|---|---|---|---|---|---|---|---|---|---|---|---|---|---|
| | 22s or 26.8tex | 50s or 11.8tex | 22s or 26.8tex | 50s or 11.8tex | 22s or 26.8tex | 50s or 11.8tex | 22s or 26.8tex | 50s or 11.8tex | | Reflectance | Yellowness | Composite | Reflectance | Yellowness | Composite | Reflectance | Blueness | Composite |
| | Lbs. | Lbs. | Pct. | Pct. | Index | Index | No. | No. | Index | Rd | +b | Index | Rd | +b | Index | Rd | -b | Index |
| **Sample Distribution:** | | | | | | | | | | | | | | | | | | |
| Mean | 108.4 | 40.3 | 6.26 | 4.85 | 110.6 | 97.6 | 24.6 | 17.3 | 87.3 | 71.2 | 10.9 | 97.6 | 82.7 | 2.8 | 100.6 | 26.7 | 26.7 | 107.0 |
| Standard deviation (+) | 11.1 | 5.6 | .52 | .52 | 9.2 | 9.4 | 13.2 | 7.4 | 10.0 | 3.6 | .6 | 6.6 | 1.1 | .5 | 4.3 | 1.2 | 1.0 | 5.7 |
| **Correlation Coef. for:** | | | | | | | | | | | | | | | | | | |
| Classification: | | | | | | | | | | | | | | | | | | |
| Grade.....index | +.3094 | +.2615 | +.2143 | +.1896 | +.4241 | +.3844 | -.4007 | -.4925 | +.4355 | +.7911 | +.0435 | +.8065 | +.2422 | -.4795 | +.4121 | -.5035 | +.5122 | +.5726 |
| Staple.....32d inches | +.4980 | +.5061 | +.4084 | +.4398 | +.1500 | +.1583 | -.1021 | -.1674 | +.0766 | +.3624 | -.0784 | +.3536 | +.1161 | -.0839 | +.1324 | -.3862 | +.2167 | +.3179 |
| Fiber length: | | | | | | | | | | | | | | | | | | |
| 2.5% span.....inches | +.5330 | +.5376 | +.4444 | +.4773 | +.0637 | +.1130 | -.0548 | -.1381 | +.0467 | +.3234 | -.0731 | +.3172 | +.1372 | -.0697 | +.1397 | -.3731 | +.1862 | +.2908 |
| 50/2.5 unif.....percent | +.4101 | +.3280 | -.0406 | -.0203 | +.3712 | +.4336 | -.2606 | -.4021 | +.1949 | +.1778 | +.1399 | +.2240 | -.1124 | -.2381 | +.0461 | -.3505 | +.2048 | +.2927 |
| Micronaire.....reading | -.0176 | -.0686 | -.3224 | -.2915 | +.5219 | +.5655 | -.3695 | -.5184 | +.1285 | +.3102 | +.0128 | +.3179 | -.1871 | -.3259 | +.0477 | -.3077 | +.4301 | +.4340 |
| Fiber strength: | | | | | | | | | | | | | | | | | | |
| Zero gauge....1,000 psi | +.6720 | +.7017 | -.2510 | -.1197 | +.0015 | +.0066 | +.0984 | +.0719 | -.0428 | +.2416 | -.0489 | +.2383 | -.2461 | +.1048 | -.1950 | -.2571 | +.0398 | +.1362 |
| 1/8" gauge....grams/tex | +.8150 | +.8335 | +.0285 | +.1377 | -.0712 | -.0773 | +.1329 | +.1262 | -.0444 | +.3038 | -.0922 | +.2876 | -.2042 | +.0977 | -.1686 | -.3908 | +.0769 | +.2176 |
| Elongation (1/8")...pct | -.1377 | -.2335 | +.5757 | +.4459 | +.0524 | +.0570 | -.1060 | -.1321 | +.1313 | +.0530 | +.0070 | +.0477 | +.2093 | -.1336 | +.1826 | -.0695 | +.1727 | +.1498 |
| Shirley Analyzer: | | | | | | | | | | | | | | | | | | |
| Visible waste...percent | +.0594 | +.0866 | -.1922 | -.1044 | -.2326 | -.2050 | +.3963 | +.3700 | -.3161 | -.3609 | -.0675 | -.3789 | -.1892 | +.2840 | -.2445 | +.2679 | -.3201 | -.3410 |
| Total waste.....percent | -.0398 | +.0407 | -.2429 | -.1491 | -.3530 | -.3870 | +.4210 | +.4942 | -.3415 | -.3989 | -.1235 | -.4354 | -.1380 | +.3261 | -.2335 | +.3371 | -.4288 | -.4471 |
| Color of raw stock: | | | | | | | | | | | | | | | | | | |
| Reflectance.....Rd | +.4692 | +.4277 | +.3566 | +.3447 | +.3711 | +.3248 | -.2998 | -.3911 | +.3854 | +.9422 | -.1017 | +.9185 | +.3582 | -.4765 | +.4967 | -.5146 | +.4793 | +.5509 |
| Yellowness.....+b | -.2849 | -.3246 | -.1409 | -.1559 | +.1139 | +.1606 | -.1683 | -.1305 | -.0700 | -.3636 | +.7120 | -.1682 | -.1580 | +.0894 | -.2023 | -.0924 | +.0709 | +.0905 |
| Composite.....index | +.4522 | +.3938 | +.3511 | +.3298 | +.3927 | +.3554 | -.3166 | -.4136 | +.3957 | +.9406 | -.0324 | +.9375 | +.3598 | -.4915 | +.5047 | -.5079 | +.4945 | +.5592 |
| Color of cleaned lint: | | | | | | | | | | | | | | | | | | |
| Reflectance.....Rd | +.5040 | +.4844 | +.3291 | +.3400 | +.3220 | +.2602 | -.2122 | -.2948 | +.3261 | +.9050 | -.1623 | +.8661 | +.3153 | -.3963 | +.4331 | -.4622 | +.3929 | +.4668 |
| Yellowness.....+b | -.2990 | -.3343 | -.1719 | -.1736 | +.0014 | +.0669 | -.0923 | -.0393 | -.1218 | -.4736 | +.6501 | -.2979 | -.1703 | +.1671 | -.2397 | +.0351 | -.0428 | -.0427 |
| Picker & card waste...pct | -.2993 | -.2798 | -.3533 | -.3106 | -.5102 | -.4651 | +.4045 | +.5421 | -.3019 | -.6545 | -.0223 | -.6709 | -.2449 | +.3591 | -.3450 | +.4622 | -.4164 | -.4839 |
| Neps in card web...number | -.0955 | -.0476 | +.0953 | +.0943 | -.7189 | -.7614 | +.4878 | +.7506 | -.2787 | -.3639 | -.0986 | -.3956 | -.0284 | +.3342 | -.2022 | +.3168 | -.3735 | -.3938 |
| Yarn skein strength: | | | | | | | | | | | | | | | | | | |
| 22s (26.8 tex)...pounds | | +.9437 | +.3757 | +.4400 | +.0685 | +.0690 | +.0273 | -.0771 | +.0982 | +.3906 | +.0133 | +.4085 | -.0792 | +.0114 | -.0487 | -.5434 | +.1827 | +.3570 |
| 50s (11.8 tex)...pounds | +.9437 | | +.3125 | +.4319 | +.0159 | +.0088 | +.0685 | +.0092 | +.0369 | +.3449 | -.0198 | +.3524 | -.0619 | +.0812 | -.0711 | -.5194 | +.1415 | +.3175 |
| Yarn elongation: | | | | | | | | | | | | | | | | | | |
| 22s (26.8 tex)..percent | +.3757 | +.3125 | | +.8004 | +.0669 | +.0333 | -.0251 | -.0935 | +.1655 | +.3223 | +.0274 | +.3333 | +.3682 | -.1053 | +.2763 | -.3395 | +.1748 | +.2627 |
| 50s (11.8 tex)..percent | +.4400 | +.4319 | +.8004 | | +.0681 | -.0012 | -.0082 | -.0732 | +.1727 | +.3032 | +.0362 | +.3152 | +.3177 | -.0936 | +.2483 | -.3433 | +.1764 | +.2660 |
| Yarn appearance: | | | | | | | | | | | | | | | | | | |
| 22s (26.8 tex)....index | +.0685 | +.0159 | +.0669 | +.0681 | | +.7857 | -.5193 | -.7777 | +.4010 | +.4056 | +.0837 | +.4356 | +.1424 | -.3448 | +.2773 | -.2981 | +.3392 | +.3635 |
| 50s (11.8 tex)....index | +.0690 | +.0088 | +.0333 | -.0012 | +.7857 | | -.5315 | -.7730 | +.3172 | +.3723 | +.1446 | +.4190 | +.0940 | -.3543 | +.2436 | -.3129 | +.3440 | +.3718 |
| Yarn imperfections: | | | | | | | | | | | | | | | | | | |
| 22s (26.8 tex)...number | +.0273 | +.0685 | -.0251 | -.0082 | -.5193 | -.5315 | | +.7053 | -.3960 | -.2830 | -.1007 | -.3107 | -.1083 | +.2972 | -.2203 | +.2154 | -.3059 | -.3073 |
| 50s (11.8 tex)...number | -.0771 | +.0092 | -.0935 | -.0732 | -.7777 | -.7730 | +.7053 | | -.5237 | -.3978 | -.1027 | -.4302 | -.1028 | +.3914 | -.2694 | +.3272 | -.3858 | -.4096 |
| Trash in fabric.....index | +.0982 | +.0369 | +.1655 | +.1727 | +.4010 | +.3172 | -.3960 | -.5237 | | +.3620 | +.0476 | +.3753 | +.2632 | -.2952 | +.3202 | -.1326 | +.2221 | +.2116 |
| Color-22s grey yarn | | | | | | | | | | | | | | | | | | |
| Reflectance.....Rd | +.3906 | +.3449 | +.3223 | +.3032 | +.4056 | +.3723 | -.2830 | -.3978 | +.3620 | | -.1738 | +.9565 | +.3843 | -.5124 | +.5374 | -.4536 | +.4947 | +.5351 |
| Yellowness.....+b | +.0133 | -.0198 | +.0274 | +.0362 | +.0837 | +.1446 | -.1007 | -.1027 | +.0476 | -.1738 | | +.1095 | -.0031 | +.0089 | -.0385 | -.1661 | +.0383 | +.0984 |
| Composite.....index | +.4085 | +.3524 | +.3333 | +.3152 | +.4356 | +.4190 | -.3107 | -.4302 | +.3753 | +.9565 | +.1095 | | +.3841 | -.5129 | +.5286 | -.5037 | +.5055 | +.5640 |
| Color-22s bleached yarn: | | | | | | | | | | | | | | | | | | |
| Reflectance.....Rd | -.0792 | -.0619 | +.3682 | +.3177 | +.1424 | +.0940 | -.1083 | -.1028 | +.2632 | +.3843 | -.0031 | +.3841 | | -.4304 | +.8489 | -.0359 | +.1736 | +.1370 |
| Yellowness.....+b | +.0114 | +.0812 | -.1053 | -.0936 | -.3448 | -.3543 | +.2972 | +.3914 | -.2952 | -.5124 | +.0089 | -.5129 | -.4304 | | -.7928 | +.2197 | -.4331 | -.3975 |
| Composite.....index | -.0487 | -.0711 | +.2763 | +.2483 | +.2773 | +.2435 | -.2203 | -.2694 | +.3202 | +.5374 | -.0385 | +.5286 | +.6489 | -.7928 | | -.1361 | +.3353 | +.2936 |
| Color-22s dyed yarn: | | | | | | | | | | | | | | | | | | |
| Reflectance.....Rd | -.5434 | -.5194 | -.3395 | -.3433 | -.2981 | -.3129 | +.2154 | +.3272 | -.1326 | -.4536 | -.1661 | -.5037 | -.0359 | +.2197 | -.1361 | | -.5367 | -.7960 |
| Blueness.....-b | +.1827 | +.1415 | +.1748 | +.1764 | +.3392 | +.3440 | -.3059 | -.3858 | +.2221 | +.4947 | +.0383 | +.5055 | +.1736 | -.4331 | +.3353 | -.5367 | | +.9348 |
| Composite.....index | +.3570 | +.3175 | +.2627 | +.2660 | +.3635 | +.3718 | -.3073 | -.4096 | +.2116 | +.5351 | +.0984 | +.5640 | +.1370 | -.3975 | +.2936 | -.7960 | +.9348 | |

Table 11.--Cotton: Results of simple correlation analyses for the fiber and processing tests performed on 39 long staple samples, collected at triweekly intervals from selected gin points, Crop of 1961

| Item | Grade | Staple | Fiber length | | Micro-naire | Fiber strength | | Elon-gation 1/8" | Shirley Analyzer | | Color of raw stock | | | Color cl. lint | | Picker & card waste | Neps in card web |
|---|---|---|---|---|---|---|---|---|---|---|---|---|---|---|---|---|---|
| | | | 2.5% span | 50/2.5 unif. | | Zero gauge | 1/8" gauge | | Visible waste | Total waste | Reflect-ance | Yellow-ness | Com-posite | Reflect-ance | Yellow-ness | | |
| | Index | 32d In. | In. | Pct. | Rdg. | Mpsi | G/tex | Pct. | Pct. | Pct. | Rd | +b | Index | Rd | +b | Pct. | No. |
| Sample Distribution: | | | | | | | | | | | | | | | | | |
| Mean | 101.0 | 36.8 | 1.18 | 43.9 | 3.58 | 86.9 | 25.1 | 6.78 | 1.41 | 2.29 | 78.2 | 7.9 | 102.7 | 79.9 | 8.1 | 7.03 | 23.5 |
| Standard deviation (±) | 3.1 | 1.5 | .05 | 1.7 | .39 | 5.3 | 2.0 | .62 | .74 | .94 | 1.6 | .5 | 2.2 | 1.3 | .4 | 1.06 | 9.6 |
| Correlation Coef. for: | | | | | | | | | | | | | | | | | |
| Classification: | | | | | | | | | | | | | | | | | |
| Grade.....index | | -.0379 | -.1865 | +.2905 | +.4154 | -.1903 | -.2268 | +.1908 | -.8344 | -.7490 | +.7842 | +.6425 | +.8218 | +.5620 | +.5393 | -.6321 | -.3296 |
| Staple.....32d inches | -.0379 | | +.9100 | +.3369 | +.3952 | +.4032 | +.7801 | +.3369 | +.0282 | -.1331 | +.2122 | -.1987 | +.1519 | +.2446 | -.0696 | -.2992 | -.3153 |
| Fiber length: | | | | | | | | | | | | | | | | | |
| 2.5% span.....inches | -.1865 | +.9100 | | +.4684 | +.2993 | +.2642 | +.7659 | +.4318 | +.2234 | -.0179 | +.1605 | -.2970 | +.1173 | +.2621 | -.1701 | -.2032 | -.2699 |
| 50/2.5 unif.....percent | +.2905 | +.3369 | +.4684 | | +.5553 | -.0064 | +.3025 | +.3067 | -.2606 | -.4774 | +.4109 | +.0150 | +.4167 | +.4802 | -.0549 | -.5988 | -.5505 |
| Micronaire.....reading | +.4154 | +.3952 | +.2993 | +.5553 | | +.5026 | +.4232 | -.0460 | -.5401 | -.6364 | +.2775 | +.2949 | +.2955 | +.1757 | +.1690 | -.7565 | -.7995 |
| Fiber strength: | | | | | | | | | | | | | | | | | |
| Zero gauge....1,000 psi | -.1903 | +.4032 | +.2642 | -.0064 | +.5026 | | +.7067 | -.5244 | -.0146 | -.0090 | -.3391 | -.1195 | -.3543 | -.3751 | -.1712 | -.2147 | -.4369 |
| 1/8" gauge....grams/tex | -.2268 | +.7801 | +.7659 | +.3025 | +.4232 | +.7067 | | -.0912 | +.1660 | +.0173 | -.1067 | -.2311 | -.1363 | -.0485 | -.1678 | -.2142 | -.3207 |
| Elongation (1/8")...pct | +.1908 | +.3369 | +.4318 | +.3067 | -.0460 | -.5244 | -.0912 | | -.0428 | -.2389 | +.4544 | +.0234 | +.4338 | +.5094 | +.0102 | -.0918 | +.0617 |
| Shirley Analyzer: | | | | | | | | | | | | | | | | | |
| Visible waste...percent | -.8344 | +.0282 | +.2234 | -.2606 | -.5401 | -.0146 | +.1660 | -.0428 | | +.9113 | -.5752 | -.6218 | -.5978 | -.3606 | -.5215 | +.6996 | +.4853 |
| Total waste.....percent | -.7490 | -.1331 | -.0179 | -.4774 | -.6364 | -.0090 | +.0173 | -.2389 | +.9113 | | -.6074 | -.5443 | -.6307 | -.4608 | -.4145 | +.7669 | +.5662 |
| Color of raw stock: | | | | | | | | | | | | | | | | | |
| Reflectance.....Rd | +.7842 | +.2122 | +.1605 | +.4109 | +.2775 | -.3391 | -.1067 | +.4544 | -.5752 | -.6074 | | +.3027 | +.9750 | +.8558 | +.3573 | -.5856 | -.2857 |
| Yellowness.....+b | +.6425 | -.1987 | -.2970 | +.0150 | +.2949 | -.1195 | -.2311 | +.0234 | -.6218 | -.5443 | +.3027 | | +.4459 | +.0878 | +.8428 | -.3290 | -.2931 |
| Composite.....index | +.8218 | +.1519 | +.1173 | +.4167 | +.2955 | -.3543 | -.1363 | +.4338 | -.5978 | -.6307 | +.9750 | +.4459 | | +.8074 | +.4632 | -.5914 | -.3123 |
| Color of cleaned lint: | | | | | | | | | | | | | | | | | |
| Reflectance.....Rd | +.5620 | +.2446 | +.2621 | +.4802 | +.1757 | -.3751 | -.0485 | +.5094 | -.3606 | -.4608 | +.8558 | +.0878 | +.8074 | | +.0991 | -.4557 | -.2103 |
| Yellowness.....+b | +.5393 | -.0696 | -.1701 | -.0549 | +.1690 | -.1712 | -.1678 | +.0102 | -.5215 | -.4145 | +.3573 | +.8428 | +.4632 | +.0991 | | -.2526 | -.2425 |
| Picker & card waste...pct | -.6321 | -.2992 | -.2032 | -.5988 | -.7565 | -.2147 | -.2142 | -.0918 | +.6996 | +.7669 | -.5856 | -.3290 | -.5914 | -.4557 | -.2526 | | +.6860 |
| Neps in card web...number | -.3296 | -.3153 | -.2699 | -.5505 | -.7995 | -.4369 | -.3207 | +.0617 | +.4853 | +.5662 | -.2857 | -.2931 | -.3123 | -.2103 | -.2425 | +.6860 | |
| Yarn skein strength: | | | | | | | | | | | | | | | | | |
| 22s (26.8 tex)...pounds | -.1891 | +.8286 | +.9030 | +.3951 | +.3338 | +.4301 | +.8294 | +.1974 | +.2092 | -.0299 | +.1179 | -.3372 | +.0536 | +.1648 | -.1922 | -.2155 | -.2426 |
| 50s (11.8 tex)...pounds | -.1696 | +.8287 | +.9339 | +.4447 | +.2928 | +.2949 | +.7835 | +.3376 | +.2370 | -.0317 | +.1856 | -.3213 | +.1357 | +.2818 | -.1927 | -.1848 | -.2150 |
| Yarn elongation: | | | | | | | | | | | | | | | | | |
| 22s (26.8 tex)..percent | +.0399 | +.1715 | +.2996 | +.3582 | -.2394 | -.5283 | -.1045 | +.6015 | +.0406 | -.1162 | +.4321 | -.1860 | +.3940 | +.5020 | -.0474 | -.0533 | +.0858 |
| 50s (11.8 tex)..percent | +.0771 | +.3582 | +.4769 | +.3443 | -.1844 | -.4839 | +.0285 | +.7252 | +.0881 | -.0943 | +.4937 | -.2417 | +.4472 | +.5627 | -.0989 | +.0059 | +.1284 |
| Yarn appearance: | | | | | | | | | | | | | | | | | |
| 22s (26.8 tex)....index | +.3432 | +.2386 | +.1662 | +.4010 | +.6950 | +.4941 | +.3167 | -.3156 | -.4666 | -.4891 | +.2583 | +.1968 | +.2716 | +.0943 | +.1633 | -.6182 | -.7663 |
| 50s (11.8 tex)....index | +.3109 | +.1375 | +.0952 | +.3941 | +.6544 | +.4607 | +.2190 | -.2076 | -.4453 | -.4954 | +.2657 | +.1797 | +.2752 | +.1055 | +.1206 | -.5482 | -.7070 |
| Yarn imperfections: | | | | | | | | | | | | | | | | | |
| 22s (26.8 tex)...number | -.5472 | -.1236 | -.0735 | -.5127 | -.7418 | -.2476 | -.0998 | -.0049 | +.7139 | +.7745 | -.4855 | -.3899 | -.5068 | -.2951 | -.3441 | +.7517 | +.8021 |
| 50s (11.8 tex)...number | -.5186 | -.1550 | -.1059 | -.5003 | -.7507 | -.3020 | -.1284 | +.0107 | +.7018 | +.7746 | -.4334 | -.3995 | -.4532 | -.2513 | -.3496 | +.7467 | +.8238 |
| Trash in fabric.....index | +.4842 | -.2585 | -.3033 | +.1964 | +.3151 | -.0988 | -.3263 | +.0182 | -.5728 | -.5358 | +.4730 | +.3506 | +.4778 | +.3108 | +.3441 | -.4405 | -.4840 |
| Color-22s grey yarn: | | | | | | | | | | | | | | | | | |
| Reflectance.....Rd | +.5928 | +.3899 | +.3559 | +.4769 | +.3405 | -.1412 | +.1087 | +.4304 | -.3186 | -.3695 | +.8314 | +.0231 | +.7936 | +.7742 | +.1009 | -.4875 | -.3302 |
| Yellowness.....+b | +.2565 | -.2456 | -.2737 | -.3147 | -.1570 | -.3228 | -.3264 | +.0949 | -.3165 | -.2294 | +.1196 | +.7006 | +.2146 | -.0030 | +.7091 | +.1020 | +.0269 |
| Composite.....index | +.6918 | +.2144 | +.1801 | +.2782 | +.2099 | -.3373 | -.0866 | +.4551 | -.4892 | -.4984 | +.8520 | +.4934 | +.8846 | +.7077 | +.5960 | -.3792 | -.3037 |
| Color-22s bleached yarn: | | | | | | | | | | | | | | | | | |
| Reflectance.....Rd | +.3922 | -.1097 | -.0799 | +.1740 | -.1603 | -.5297 | -.3014 | +.4281 | -.2116 | -.2125 | +.5232 | +.2400 | +.5438 | +.5851 | +.2392 | -.0663 | +.0747 |
| Yellowness.....+b | -.5306 | +.0719 | +.1932 | -.1991 | -.1522 | +.3504 | +.3440 | -.3123 | +.5773 | +.5970 | -.5306 | -.2297 | -.5458 | -.4379 | -.1526 | +.4344 | +.0459 |
| Composite.....index | +.5467 | -.1008 | -.1348 | +.2383 | -.0310 | -.5479 | -.3739 | +.4673 | -.4274 | -.4378 | +.6473 | +.2692 | +.6792 | +.6547 | +.2277 | -.2706 | +.0254 |
| Color-22s dyed yarn: | | | | | | | | | | | | | | | | | |
| Reflectance.....Rd | -.6641 | -.1865 | -.1064 | -.4764 | -.4585 | +.0835 | -.0767 | -.2754 | +.5870 | +.6036 | -.5692 | -.5891 | -.6149 | -.5435 | -.5252 | +.5772 | +.3970 |
| Blueness.....-b | +.6412 | +.1967 | +.1099 | +.4842 | +.6505 | -.0059 | +.0692 | +.2396 | -.6652 | -.7182 | +.5069 | +.6786 | +.5861 | +.3648 | +.5567 | -.6707 | -.5119 |
| Composite.....index | +.6723 | +.2001 | +.1175 | +.5037 | +.5991 | -.0357 | +.0756 | +.2596 | -.6515 | -.6923 | +.5476 | +.6673 | +.6151 | +.4434 | +.5690 | -.6626 | -.4834 |

Table 11.--Continued

| Item | Yarn strength | | Yarn elongation | | Yarn appearance | | Yarn imprfctns | | Trash in Fabric | Color-22s grey yarn | | | Color-22s bleached yarn | | | Color-22s dyed yarn | | |
|---|---|---|---|---|---|---|---|---|---|---|---|---|---|---|---|---|---|---|
| | 22s or 26.8tex | 50s or 11.8tex | 22s or 26.8tex | 50s or 11.8tex | 22s or 26.8tex | 50s or 11.8tex | 22s or 26.8tex | 50s or 11.8tex | | Reflectance | Yellowness | Composite | Reflectance | Yellowness | Composite | Reflectance | Blueness | Composite |
| | Lbs. | Lbs. | Pct. | Pct. | Index | Index | No. | No. | Index | Rd | +b | Index | Rd | +b | Index | Rd | -b | Index |
| Sample Distribution: | | | | | | | | | | | | | | | | | | |
| Mean | 141.1 | 52.4 | 6.82 | 5.47 | 103.6 | 93.1 | 28.5 | 21.0 | 93.1 | 72.9 | 10.9 | 100.8 | 82.8 | 2.7 | 101.2 | 26.9 | 26.2 | 104.6 |
| Standard deviation (+) | 11.9 | 5.4 | .48 | .44 | 9.5 | 9.9 | 17.8 | 12.3 | 10.9 | 1.6 | .7 | 3.2 | 1.0 | .4 | 3.2 | 1.4 | 1.3 | 7.6 |
| Correlation Coef. for: | | | | | | | | | | | | | | | | | | |
| Classification: | | | | | | | | | | | | | | | | | | |
| Grade.....index | -.1891 | -.1696 | +.0399 | +.0771 | +.3432 | +.3109 | -.5472 | -.5186 | +.4842 | +.5928 | +.2565 | +.6918 | +.3922 | -.5306 | +.5467 | -.6641 | +.6412 | +.6723 |
| Staple.....32d inches | +.8286 | +.8287 | +.1715 | +.3582 | +.2386 | +.1375 | -.1236 | -.1550 | -.2565 | +.3899 | -.2456 | +.2144 | -.1097 | +.0719 | -.1008 | -.1865 | +.1967 | +.2001 |
| Fiber length: | | | | | | | | | | | | | | | | | | |
| 2.5% span.....inches | +.9030 | +.9339 | +.2996 | +.4769 | +.1662 | +.0952 | -.0735 | -.1059 | -.3033 | +.3559 | -.2737 | +.1801 | -.0799 | +.1932 | -.1348 | -.1064 | +.1099 | +.1175 |
| 50/2.5 unif.....percent | +.3951 | +.4447 | +.3582 | +.3443 | +.4010 | +.3941 | -.5127 | -.5003 | +.1964 | +.4769 | -.3147 | +.2282 | +.1740 | -.1991 | +.2383 | -.4764 | +.4842 | +.5037 |
| Micronaire.....reading | +.3338 | +.2928 | -.2394 | -.1844 | +.6950 | +.6544 | -.7418 | -.7507 | +.8151 | +.3405 | -.1570 | +.2099 | -.1603 | -.1522 | -.0310 | -.4585 | +.6505 | +.5991 |
| Fiber strength: | | | | | | | | | | | | | | | | | | |
| Zero gauge....1,000 psi | +.4301 | +.2949 | -.5283 | -.4839 | +.4941 | +.4607 | -.2476 | -.3020 | -.0988 | -.1412 | -.3228 | -.3373 | -.5297 | +.3504 | -.5479 | +.0835 | -.0059 | -.0357 |
| 1/8" gauge....grams/tex | +.8294 | +.7835 | -.1045 | +.0285 | +.3167 | +.2190 | -.0998 | -.1284 | .3263 | +.1087 | -.3264 | -.0866 | -.3014 | +.3440 | -.3739 | -.0767 | +.0692 | +.0756 |
| Elongation (1/8").pct | +.1974 | +.3376 | +.6015 | +.7252 | -.3156 | -.2076 | -.0049 | +.0107 | +.0182 | +.4304 | +.0949 | +.4551 | +.4281 | -.3123 | +.4673 | -.2754 | +.2396 | +.2596 |
| Shirley Analyzer: | | | | | | | | | | | | | | | | | | |
| Visible waste...percent | +.2092 | +.2370 | +.0406 | +.0881 | -.4666 | -.4453 | +.7139 | +.7018 | -.5728 | -.3186 | -.3165 | -.4892 | -.2116 | +.5773 | -.4274 | +.5870 | -.6652 | -.6515 |
| Total waste.....percent | -.0299 | -.0317 | -.1162 | -.0943 | -.4891 | -.4954 | +.7745 | +.7746 | -.5358 | -.3695 | -.2294 | -.4984 | -.2125 | +.5970 | -.4378 | +.6036 | -.7182 | -.6923 |
| Color of raw stock: | | | | | | | | | | | | | | | | | | |
| Reflectance.....Rd | +.1179 | +.1856 | +.4321 | +.4937 | +.2583 | +.2657 | -.4855 | -.4334 | +.4730 | +.8314 | +.1196 | +.8520 | +.5232 | -.5306 | +.6473 | -.5692 | +.5069 | +.5476 |
| Yellowness.....+b | -.3372 | -.3213 | -.1860 | -.2417 | +.1968 | +.1797 | -.3899 | -.3995 | +.3506 | +.0231 | +.7006 | +.4934 | +.2400 | -.2297 | +.2692 | -.5891 | +.6786 | +.6673 |
| Composite.....index | +.0536 | +.1357 | +.3940 | +.4472 | +.2716 | +.2752 | -.5068 | -.4532 | +.4778 | +.7936 | +.2146 | +.8846 | +.5438 | -.5458 | +.6792 | -.6149 | +.5861 | +.6151 |
| Color of cleaned lint: | | | | | | | | | | | | | | | | | | |
| Reflectance.....Rd | +.1648 | +.2818 | +.5020 | +.5627 | +.0943 | +.1055 | -.2951 | -.2513 | +.3108 | +.7742 | -.0030 | +.7077 | +.5851 | -.4379 | +.6547 | -.5435 | +.3648 | +.4434 |
| Yellowness.....+b | -.1922 | -.1927 | -.0474 | -.0989 | +.1633 | +.1206 | -.3441 | -.3496 | +.3441 | +.1009 | +.7091 | +.5960 | +.2392 | -.1526 | +.2277 | -.5252 | +.5567 | +.5690 |
| Picker & card waste...pct | .2155 | -.1848 | -.0533 | +.0059 | -.6182 | -.5482 | +.7517 | +.7467 | -.4405 | -.4875 | +.1020 | -.3792 | -.0663 | +.4344 | -.2706 | +.5772 | -.6707 | -.6626 |
| Neps in card web...number | .2426 | .2150 | +.0858 | +.1284 | -.7663 | -.7070 | +.8021 | +.8238 | -.4840 | -.3302 | +.0269 | -.3037 | +.0747 | +.0459 | +.0254 | +.3970 | .5119 | -.4834 |
| Yarn skein strength: | | | | | | | | | | | | | | | | | | |
| 22s (26.8 tex)...pounds | | +.9688 | +.0936 | +.3124 | +.2935 | +.2541 | -.1263 | -.1625 | -.2906 | +.2522 | -.3280 | +.0614 | -.2845 | +.2556 | -.3173 | +.0117 | +.0258 | +.0182 |
| 50s (11.8 tex)...pounds | +.9688 | | +.2118 | +.4561 | +.1861 | +.1772 | -.1075 | -.1255 | -.2509 | +.3393 | -.2898 | +.1663 | -.1285 | +.1894 | -.1736 | -.0644 | +.0557 | +.0636 |
| Yarn elongation: | | | | | | | | | | | | | | | | | | |
| 22s (26.8 tex)..percent | +.0936 | +.2118 | | +.8326 | -.2679 | -.1517 | +.0065 | +.0469 | +.1462 | +.4327 | -.0623 | +.3712 | +.5961 | -.2621 | +.5576 | -.1899 | +.0094 | +.0770 |
| 50s (11.8 tex)..percent | +.3124 | +.4561 | +.8326 | | -.2948 | -.1377 | -.0017 | +.0657 | +.1004 | +.5430 | -.1186 | +.4392 | +.5188 | -.2142 | +.4805 | -.2281 | +.0626 | +.1212 |
| Yarn appearance: | | | | | | | | | | | | | | | | | | |
| 22s (26.8 tex)....index | +.2935 | +.1861 | -.2679 | -.2948 | | +.8115 | -.7212 | -.7773 | +.3901 | +.2292 | -.0963 | +.1648 | -.3576 | -.0440 | -.2323 | -.1318 | +.3368 | +.2705 |
| 50s (11.8 tex)....index | +.2541 | +.1772 | -.1517 | -.1377 | +.8115 | | -.8172 | -.8268 | +.5773 | +.2248 | -.0991 | +.1702 | -.1161 | -.0320 | .0513 | -.1841 | +.3721 | +.3133 |
| Yarn imperfections: | | | | | | | | | | | | | | | | | | |
| 22s (26.8 tex)...number | -.1263 | -.1075 | +.0065 | -.0017 | -.7212 | -.8172 | | +.9770 | -.7262 | -.4041 | -.0552 | -.4292 | -.0758 | +.3409 | -.2151 | +.4788 | -.6368 | -.5972 |
| 50s (11.8 tex)...number | -.1625 | -.1255 | +.0469 | +.0657 | -.7773 | -.8268 | +.9770 | | -.6870 | -.3367 | -.0839 | -.3865 | -.0127 | +.2875 | -.1412 | +.4197 | -.6012 | -.5513 |
| Trash in fabric.....index | -.2906 | -.2509 | +.1462 | +.1004 | +.3901 | +.5773 | -.7262 | -.6870 | | +.2834 | +.1838 | +.3939 | +.3084 | -.3448 | +.3907 | -.3215 | +.3327 | +.3315 |
| Color-22s grey yarn: | | | | | | | | | | | | | | | | | | |
| Reflectance.....Rd | +.2522 | +.3393 | +.4327 | +.5430 | +.2292 | +.2248 | -.4041 | -.3367 | +.2834 | | -.2645 | +.7290 | +.4849 | -.3312 | .5189 | -.5261 | +.4001 | +.4647 |
| Yellowness.....+b | -.3280 | -.2898 | -.0623 | -.1186 | -.0963 | -.0991 | -.0552 | -.0839 | +.1838 | -.2645 | | +.4623 | +.1814 | -.1407 | +.1840 | -.2230 | +.2623 | +.2458 |
| Composite.....index | +.0614 | +.1663 | +.3712 | +.4392 | +.1648 | +.1702 | -.4292 | -.3865 | +.3939 | +.7290 | +.4623 | | +.5583 | -.4018 | +.5935 | -.6096 | +.5461 | +.5874 |
| Color-22s bleached yarn: | | | | | | | | | | | | | | | | | | |
| Reflectance.....Rd | -.2845 | -.1285 | +.5961 | +.5188 | -.3576 | -.1161 | -.0758 | -.0127 | +.3084 | +.4849 | +.1814 | +.5583 | | -.3511 | +.8982 | -.4804 | +.2814 | +.3647 |
| Yellowness.....+b | +.2556 | +.1894 | -.2621 | -.2142 | -.0440 | -.0320 | +.3409 | +.2875 | -.3448 | -.3312 | -.1407 | -.4018 | -.3511 | | -.7229 | +.3627 | -.4372 | -.4218 |
| Composite.....index | -.3173 | -.1736 | +.5576 | +.4805 | -.2323 | -.0513 | -.2151 | -.1412 | +.3907 | +.5189 | +.1840 | +.5935 | +.8982 | -.7229 | | -.5322 | +.4260 | +.4773 |
| Color-22s dyed yarn: | | | | | | | | | | | | | | | | | | |
| Reflectance.....Rd | +.0117 | -.0644 | -.1899 | -.2281 | -.1318 | .1841 | +.4788 | +.4197 | -.3215 | -.5261 | -.2230 | -.6096 | -.4804 | +.3627 | -.5322 | | -.8595 | -.9394 |
| Blueness.....-b | +.0258 | +.0557 | +.0094 | +.0626 | +.3368 | +.3721 | -.6368 | -.6012 | +.3327 | +.4001 | +.2623 | +.5461 | +.2814 | -.4372 | +.4260 | -.8595 | | +.9816 |
| Composite.....index | +.0182 | +.0636 | +.0770 | +.1212 | +.2705 | +.3133 | -.5972 | -.5513 | +.3315 | +.4647 | +.2458 | +.5874 | +.3647 | .4218 | +.4773 | -.9394 | +.9816 | |

Table 12.--Cotton: Results of multiple correlation analyses for the relationship of classification and supplemental fiber test measurements with processing tests performed on 456 medium staple samples, collected at triweekly intervals from selected gin points, Crop of 1961

| Statistical Items | Dependent Variables | | | | | | | | | | | | | |
|---|---|---|---|---|---|---|---|---|---|---|---|---|---|---|
| | Picker & card waste | Neps in card web | Yarn skein strength | | Yarn elongation | | Yarn appearance | | Yarn imperfections | | Trash in fabric | Color of 22s yarn | | |
| | | | 22s or 26.8 tex | 50s or 11.8 tex | 22s or 26.8 tex | 50s or 11.8 tex | 22s or 26.8 tex | 50s or 11.8 tex | 22s or 26.8 tex | 50s or 11.8 tex | | Grey yarn | Bleached yarn | Dyed yarn |
| | Pct. | No. | Lbs. | Lbs. | Pct. | Pct. | Index | Index | No. | No. | Index | Index | Index | Index |
| Mean Values for: | | | | | | | | | | | | | | |
| Dependent variable | 7.2 | 22 | 108 | 40 | 6.3 | 4.9 | 111 | 98 | 25 | 17 | 87 | 98 | 101 | 107 |
| Grade index | 98 | 98 | 98 | 98 | 98 | 98 | 98 | 98 | 98 | 98 | 98 | 98 | 98 | 98 |
| Staple length | 34.1 | 34.1 | 34.1 | 34.1 | 34.1 | 34.1 | 34.1 | 34.1 | 34.1 | 34.1 | 34.1 | 34.1 | 34.1 | 34.1 |
| Micronaire | 4.2 | 4.2 | 4.2 | 4.2 | 4.2 | 4.2 | 4.2 | 4.2 | 4.2 | 4.2 | 4.2 | 4.2 | 4.2 | 4.2 |
| Fiber strength (0 gauge) | 81 | 81 | 81 | 81 | 81 | 81 | 81 | 81 | 81 | 81 | 81 | 81 | 81 | 81 |
| Uniformity ratio | 44 | 44 | 44 | 44 | 44 | 44 | 44 | 44 | 44 | 44 | 44 | 44 | 44 | 44 |
| Standard Deviations (+) for: | | | | | | | | | | | | | | |
| Dependent variable | 1.2 | 11.5 | 11.1 | 5.6 | .5 | .5 | 9 | 9 | 13 | 7 | 10 | 6.6 | 4.3 | 5.7 |
| Grade index | 5.0 | 5.0 | 5.0 | 5.0 | 5.0 | 5.0 | 5.0 | 5.0 | 5.0 | 5.0 | 5.0 | 5.0 | 5.0 | 5.0 |
| Staple length | .8 | .8 | .8 | .8 | .8 | .8 | .8 | .8 | .8 | .8 | .8 | .8 | .8 | .8 |
| Micronaire | .5 | .5 | .5 | .5 | .5 | .5 | .5 | .5 | .5 | .5 | .5 | .5 | .5 | .5 |
| Fiber strength (0 gauge) | 5.8 | 5.8 | 5.8 | 5.8 | 5.8 | 5.8 | 5.8 | 5.8 | 5.8 | 5.8 | 5.8 | 5.8 | 5.8 | 5.8 |
| Uniformity ratio | 1.8 | 1.8 | 1.8 | 1.8 | 1.8 | 1.8 | 1.8 | 1.8 | 1.8 | 1.8 | 1.8 | 1.8 | 1.8 | 1.8 |
| Simple Correlation Coef. for: | | | | | | | | | | | | | | |
| Grade index | -.71 | -.37 | +.31 | +.26 | +.21 | +.19 | +.42 | +.38 | -.40 | -.49 | +.44 | +.81 | +.41 | +.57 |
| Staple length | -.32 | -.12 | +.50 | +.51 | +.41 | +.44 | +.15 | +.16 | -.10 | -.17 | +.08 | +.35 | +.13 | +.32 |
| Micronaire | -.38 | -.64 | -.02 | -.07 | -.32 | -.29 | +.52 | +.57 | -.37 | -.52 | +.13 | +.32 | +.05 | +.43 |
| Fiber strength (0 gauge) | -.16 | -.14 | +.67 | +.70 | -.25 | -.12 | +.00 | +.01 | +.10 | +.07 | -.04 | +.24 | -.19 | +.14 |
| Uniformity ratio | -.18 | -.40 | +.41 | +.33 | -.04 | -.02 | +.37 | +.43 | -.26 | -.40 | +.19 | +.22 | +.05 | +.29 |
| Multiple Cor. Data for: | | | | | | | | | | | | | | |
| DEPENDENT VARIABLE with GRADE INDEX, STAPLE LENGTH | | | | | | | | | | | | | | |
| Multiple Cor. Coef. | .73 | .37 | .54 | .53 | .43 | .45 | .43 | .39 | .40 | .50 | .44 | .82 | .41 | .60 |
| Partial Cor. Coef. for: | | | | | | | | | | | | | | |
| Grade index | -.69 | -.36 | +.23 | +.17 | +.13 | +.10 | +.40 | +.36 | -.39 | -.47 | +.43 | +.80 | +.40 | +.54 |
| Staple length | -.22 | -.04 | +.46 | +.47 | +.38 | +.41 | +.06 | +.08 | -.01 | -.06 | -.03 | +.29 | +.04 | +.23 |
| Beta Coefficients for: | | | | | | | | | | | | | | |
| Grade index | -.67 | -.36 | +.20 | +.15 | +.13 | +.09 | +.41 | +.37 | -.40 | -.48 | +.44 | +.77 | +.40 | +.53 |
| Staple length | -.16 | -.04* | +.45 | +.47 | +.38 | +.42 | +.05* | +.07 | -.01* | -.06* | -.03* | +.17 | +.04* | +.19 |
| Regression Equation: | | | | | | | | | | | | | | |
| Constant (a) | +30.76 | +120.35 | -141.02 | -83.79 | -3.11 | -5.06 | +16.56 | +2.42 | +131.83 | +103.01 | +12.04 | -47.21 | +60.10 | +2.40 |
| Regression Coef. for: | | | | | | | | | | | | | | |
| Grade index | -.16 | -.83 | +.45 | +.17 | +.01 | +.01 | +.75 | +.69 | -1.04 | -.70 | +.88 | +1.00 | +.34 | +.60 |
| Staple length | -.23 | -.51 | +6.01 | +3.15 | +.24 | +.26 | +.60 | +.62 | -.14 | -.49 | -.32 | +1.38 | +.20 | +1.34 |
| Standard Error (+) | .82 | 10.66 | 9.37 | 4.73 | .47 | .47 | 8.32 | 8.66 | 12.10 | 6.42 | 9.03 | 3.72 | 3.92 | 4.57 |
| DEPENDENT VARIABLE with GRADE INDEX, STAPLE LENGTH, MICRONAIRE | | | | | | | | | | | | | | |
| Multiple Cor. Coef. | .74 | .66 | .55 | .55 | .59 | .58 | .58 | .60 | .47 | .62 | .44 | .82 | .43 | .65 |
| Partial Cor. Coef. for: | | | | | | | | | | | | | | |
| Grade index | -.64 | -.16 | +.26 | +.22 | +.32 | +.26 | +.26 | +.19 | -.29 | -.35 | +.42 | +.77 | +.41 | +.45 |
| Staple length | -.24 | -.10 | +.46 | +.47 | +.39 | +.42 | +.10 | +.13 | -.03 | -.10 | -.03 | +.29 | +.03 | +.26 |
| Micronaire | -.29 | -.60 | -.13 | -.17 | -.45 | -.41 | +.44 | +.50 | -.26 | -.42 | -.04 | +.05 | -.12 | +.31 |
| Beta Coefficients for: | | | | | | | | | | | | | | |
| Grade index | -.62 | -.13 | +.25 | +.21 | +.30 | +.24 | +.24 | +.17 | -.30 | -.33 | +.46 | +.75 | +.45 | +.42 |
| Staple length | -.17 | -.08* | +.44 | +.46 | +.35 | +.39 | +.08* | +.11* | -.03* | -.08* | -.03* | +.18 | +.03* | +.21 |
| Micronaire | -.14 | -.59 | -.12 | -.16 | -.44 | -.39 | +.43 | +.50 | -.26 | -.39 | -.04* | +.03* | -.12* | +.27 |
| Regression Equation: | | | | | | | | | | | | | | |
| Constant (a) | +31.50 | +149.86 | -135.19 | -79.93 | -2.11 | -4.17 | -.54 | -17.89 | +146.55 | +115.65 | +13.97 | -48.11 | +62.37 | -4.34 |
| Regression Coef. for: | | | | | | | | | | | | | | |
| Grade index | -.15 | -.30 | +.55 | +.24 | +.03 | +.03 | +.45 | +.32 | -.78 | -.48 | +.91 | +.98 | +.38 | +.48 |
| Staple length | -.25 | -1.05 | +5.91 | +3.08 | +.22 | +.25 | +.91 | +1.19 | -.41 | -.72 | -.36 | +1.39 | +.16 | +1.47 |
| Micronaire | -.37 | -14.82 | -2.95 | -1.94 | -.50 | -.45 | +8.59 | +10.20 | -7.40 | -6.35 | -.92 | +.45 | -1.14 | +3.36 |
| Standard Error (+) | 80 | 8.60 | 9.29 | 4.66 | .42 | .43 | 7.48 | 7.50 | 11.69 | 5.82 | 9.02 | 3.71 | 3.89 | 4.34 |

* Statistically insignificant.

Table 12.--Continued

| Statistical Items | Dependent Variables | | | | | | | | | | | | | |
|---|---|---|---|---|---|---|---|---|---|---|---|---|---|---|
| | Picker & card waste | Neps in card web | Yarn skein strength | | Yarn elongation | | Yarn appearance | | Yarn imperfections | | Trash in fabric | Color of 22s yarn | | |
| | | | 22s or 26.8 tex | 50s or 11.8 tex | 22s or 26.8 tex | 50s or 11.8 tex | 22s or 26.8 tex | 50s or 11.8 tex | 22s or 26.8 tex | 50s or 11.8 tex | | Grey yarn | Bleached yarn | Dyed yarn |
| | Pct. | No. | Lbs. | Lbs. | Pct. | Pct. | Index | Index | No. | No. | Index | Index | Index | Index |
| DEPENDENT VARIABLE with GRADE INDEX, STAPLE LENGTH, MICRONAIRE, FIBER STRENGTH (0 GAUGE) | | | | | | | | | | | | | | |
| Multiple Cor. Coef. | .74 | .66 | .80 | .84 | .66 | .60 | .60 | .62 | .52 | .66 | .46 | .83 | .51 | .65 |
| Partial Cor. Coef. for: | | | | | | | | | | | | | | |
| Grade index | -.64 | -.16 | +.25 | +.21 | +.37 | +.29 | +.28 | +.21 | -.32 | -.39 | +.43 | +.76 | +.45 | +.45 |
| Staple length | -.24 | -.10 | +.50 | +.54 | +.45 | +.45 | +.12 | +.15 | -.06 | -.14 | -.01 | +.28 | +.08 | +.27 |
| Micronaire | -.20 | -.59 | -.30 | -.38 | -.44 | -.39 | +.46 | +.52 | -.29 | -.46 | -.02 | +.04 | -.09 | +.32 |
| Fiber str. (0 gauge) | +.04 | +.01 | +.70 | +.76 | -.38 | -.21 | -.18 | -.18 | +.25 | +.30 | -.15 | +.08 | -.31 | -.05 |
| Beta Coefficients for: | | | | | | | | | | | | | | |
| Grade index | -.62 | -.13 | +.17 | +.13 | +.34 | +.27 | +.26 | +.19 | -.33 | -.36 | +.48 | +.75 | +.49 | +.43 |
| Staple length | -.17 | -.08* | +.36 | +.37 | +.39 | +.42 | +.10* | +.13 | -.06* | -.11* | -.01* | +.17 | +.07* | +.22 |
| Micronaire | -.15 | -.59 | -.20 | -.25 | -.40 | -.37 | +.45 | +.52 | -.29 | -.43 | -.02* | +.03* | -.08* | +.28 |
| Fiber str. (0 gauge) | +.03* | +.01* | +.61 | +.66 | -.31 | -.18 | -.15 | -.15 | +.23 | +.24 | -.14 | +.05* | -.29 | -.04* |
| Regression Equation: | | | | | | | | | | | | | | |
| Constant (a) | +31.35 | +149.28 | -166.10 | -96.59 | -1.37 | -3.75 | +5.88 | -11.48 | +132.78 | +107.44 | +20.17 | -49.58 | +68.13 | -3.28 |
| Regression Coef. for: | | | | | | | | | | | | | | |
| Grade index | -.15 | -.30 | +.38 | +.14 | +.03 | +.03 | +.48 | +.36 | -.86 | -.52 | +.95 | +.97 | +.42 | +.49 |
| Staple length | -.25 | -1.07 | +4.79 | +2.48 | +.25 | +.26 | +1.14 | +1.42 | -.91 | -1.02 | -.13 | +1.34 | +.36 | +1.50 |
| Micronaire | -.38 | -14.85 | -4.92 | -2.99 | -.45 | -.42 | +8.99 | +10.60 | -8.27 | -6.86 | -.53 | +.36 | -.78 | +3.45 |
| Fiber str. (0 gauge) | +.01 | +.02 | +1.17 | +.63 | +.03 | -.02 | -.24 | -.24 | +.52 | +.31 | -.23 | +.06 | -.22 | -.04 |
| Standard Error (±) | .80 | 8.60 | 6.59 | 3.05 | .39 | .42 | 7.36 | 7.37 | 11.32 | 5.56 | 8.93 | 3.70 | 3.70 | 4.34 |
| DEPENDENT VARIABLE with GRADE INDEX, STAPLE LENGTH, MICRONAIRE, FIBER STRENGTH (0 GAUGE), UNIFORMITY RATIO | | | | | | | | | | | | | | |
| Multiple Cor. Coef. | .74 | .68 | .85 | .86 | .67 | .61 | .63 | .67 | .53 | .70 | .47 | .83 | .51 | .66 |
| Partial Cor. Coef. for: | | | | | | | | | | | | | | |
| Grade index | -.64 | -.14 | +.23 | +.18 | +.36 | +.28 | +.26 | +.19 | -.31 | -.38 | +.42 | +.76 | +.45 | +.44 |
| Staple length | -.24 | -.10 | +.54 | +.57 | +.45 | +.45 | +.12 | +.15 | -.06 | -.15 | -.01 | +.28 | +.08 | +.27 |
| Micronaire | -.21 | -.54 | -.44 | -.47 | -.45 | -.40 | +.40 | +.46 | -.24 | -.39 | -.07 | +.05 | -.09 | +.28 |
| Fiber str. (0 gauge) | +.02 | +.06 | +.70 | +.75 | -.39 | -.22 | -.23 | -.25 | +.28 | +.36 | -.17 | +.09 | -.31 | -.07 |
| Uniformity ratio | +.08 | -.20 | +.45 | +.36 | +.11 | +.09 | +.23 | +.31 | -.16 | -.30 | +.14 | -.04 | +.03 | +.09 |
| Beta Coefficients for: | | | | | | | | | | | | | | |
| Grade index | -.63 | -.11* | +.14 | +.10 | +.33 | +.26 | +.24 | +.16 | -.31 | -.33 | +.46 | +.75 | +.49 | +.42 |
| Staple length | -.18 | -.07* | +.35 | +.37 | +.39 | +.42 | +.10* | +.12 | -.05* | -.11* | -.01* | +.17 | +.07* | +.22 |
| Micronaire | -.17 | -.54 | -.30 | -.31 | -.43 | -.39 | +.39 | +.44 | -.24 | -.35 | -.07* | +.03* | -.10* | +.25 |
| Fiber str. (0 gauge) | +.02* | +.04* | +.55 | +.61 | -.33 | -.19 | -.19 | -.20 | +.26 | +.29 | -.16 | +.05* | -.30 | -.06* |
| Uniformity ratio | +.06* | -.17 | +.30 | +.22 | +.09* | +.08* | +.20 | +.27 | -.15 | -.25 | +.14* | -.02* | +.02* | +.08* |
| Regression Equation: | | | | | | | | | | | | | | |
| Constant (a) | +30.17 | +179.77 | -218.64 | -115.63 | -2.13 | -4.38 | -23.18 | -50.89 | +163.73 | +136.27 | -1.97 | -47.28 | +66.49 | -10.38 |
| Regression Coef. for: | | | | | | | | | | | | | | |
| Grade index | -.15 | -.26 | +.31 | +.12 | +.03 | +.03 | +.44 | +.30 | -.81 | -.48 | +.91 | +.98 | +.41 | +.47 |
| Staple length | -.25 | -1.03 | +4.72 | +2.46 | +.24 | +.26 | +1.10 | +1.37 | -.87 | -.98 | -.16 | +1.35 | +.36 | +1.50 |
| Micronaire | -.43 | -13.57 | -7.14 | -3.80 | -.49 | -.45 | +7.77 | +8.94 | -6.96 | -5.65 | -1.47 | +.46 | -.85 | +3.15 |
| Fiber str. (0 gauge) | +.00 | +.09 | +1.06 | +.59 | -.03 | -.02 | -.30 | -.33 | +.59 | +.37 | -.28 | +.06 | -.22 | -.05 |
| Uniformity ratio | +.04 | -1.07 | +1.84 | +.67 | -.03 | +.02 | +1.02 | +1.38 | -1.08 | -1.01 | +.77 | -.08 | +.06 | +.25 |
| Standard Error (±) | .80 | 8.42 | 5.87 | 2.85 | .39 | .42 | 7.17 | 7.02 | 11.18 | 5.31 | 8.84 | 3.70 | 3.69 | 4.32 |

* Statistically insignificant.

Table 13.--Cotton: Results of multiple correlation analyses for the relationship of selected fiber test measurements with processing tests performed on 456 medium staple samples, collected at triweekly intervals from selected gin points, Crop of 1961

| Statistical Items | Dependent Variables | | | | | | | | | | | | | |
|---|---|---|---|---|---|---|---|---|---|---|---|---|---|---|
| | Picker & card waste | Neps in card web | Yarn skein strength | | Yarn elongation | | Yarn appearance | | Yarn imperfections | | Trash in fabric | Color of 22s yarn | | |
| | | | 22s or 26.8 tex | 50s or 11.8 tex | 22s or 26.8 tex | 50s or 11.8 tex | 22s or 26.8 tex | 50s or 11.8 tex | 22s or 26.8 tex | 50s or 11.8 tex | | Grey yarn | Bleached yarn | Dyed yarn |
| | Pct. | No. | Lbs. | Lbs. | Pct. | Pct. | Index | Index | No. | No. | Index | Index | Index | Index |
| Mean Values for: | | | | | | | | | | | | | | |
| Dependent variable | 7.2 | 21 | 108 | 40 | 6.3 | 4.9 | 111 | 98 | 25 | 17 | 87 | 98 | 101 | 107 |
| Color index | 99 | 99 | 99 | 99 | 99 | 99 | 99 | 99 | 99 | 99 | 99 | 99 | 99 | 99 |
| Nonlint content (S.A.) | 2.5 | 2.5 | 2.5 | 2.5 | 2.5 | 2.5 | 2.5 | 2.5 | 2.5 | 2.5 | 2.5 | 2.5 | 2.5 | 2.5 |
| 2.5% span length | 1.06 | 1.06 | 1.06 | 1.06 | 1.06 | 1.06 | 1.06 | 1.06 | 1.06 | 1.06 | 1.06 | 1.06 | 1.06 | 1.06 |
| Micronaire | 4.2 | 4.2 | 4.2 | 4.2 | 4.2 | 4.2 | 4.2 | 4.2 | 4.2 | 4.2 | 4.2 | 4.2 | 4.2 | 4.2 |
| Fiber str. (1/8" gauge) | 22.2 | 22.2 | 22.2 | 22.2 | 22.2 | 22.2 | 22.2 | 22.2 | 22.2 | 22.2 | 22.2 | 22.2 | 22.2 | 22.2 |
| Standard Deviations (±) for: | | | | | | | | | | | | | | |
| Dependent variable | 1.2 | 11.5 | 11.1 | 5.6 | .5 | .5 | 9 | 9 | 13 | 7 | 10 | 6.6 | 4.3 | 5.7 |
| Color index | 5.3 | 5.3 | 5.3 | 5.3 | 5.3 | 5.3 | 5.3 | 5.3 | 5.3 | 5.3 | 5.3 | 5.3 | 5.3 | 5.3 |
| Nonlint content (S.A.) | .8 | .8 | .8 | .8 | .8 | .8 | .8 | .8 | .8 | .8 | .8 | .8 | .8 | .8 |
| 2.5% span length | .03 | .03 | .03 | .03 | .03 | .03 | .03 | .03 | .03 | .03 | .03 | .03 | .03 | .03 |
| Micronaire | .5 | .5 | .5 | .5 | .5 | .5 | .5 | .5 | .5 | .5 | .5 | .5 | .5 | .5 |
| Fiber str. (1/8" gauge) | 2.1 | 2.1 | 2.1 | 2.1 | 2.1 | 2.1 | 2.1 | 2.1 | 2.1 | 2.1 | 2.1 | 2.1 | 2.1 | 2.1 |
| Simple Correlation Coef. for: | | | | | | | | | | | | | | |
| Color index | -.69 | -.32 | +.45 | +.39 | +.35 | +.33 | +.39 | +.36 | -.32 | -.41 | +.40 | +.94 | +.50 | +.56 |
| Nonlint content (S.A.) | +.64 | +.31 | -.04 | +.04 | -.24 | -.15 | -.35 | -.39 | +.42 | +.49 | -.34 | -.44 | -.23 | -.45 |
| 2.5% span length | -.29 | -.11 | +.53 | +.54 | +.44 | +.48 | +.06 | +.11 | -.05 | -.14 | +.05 | +.32 | +.14 | +.29 |
| Micronaire | -.38 | -.64 | -.02 | -.07 | -.32 | -.29 | +.52 | +.57 | -.37 | -.52 | +.13 | +.32 | +.05 | +.43 |
| Fiber str. (1/8" gauge) | -.19 | -.02 | +.82 | +.83 | +.03 | +.14 | -.07 | -.08 | +.13 | +.13 | -.04 | +.29 | -.17 | +.22 |
| Multiple Cor. Data for: | | | | | | | | | | | | | | |
| DEPENDENT VARIABLE with COLOR INDEX, NONLINT | | | | | | | | | | | | | | |
| Multiple Cor. Coef. | .78 | .36 | .50 | .47 | .36 | .33 | .43 | .43 | .44 | .53 | .43 | .94 | .50 | .59 |
| Partial Cor. Coef. for: | | | | | | | | | | | | | | |
| Color index | -.57 | -.20 | +.49 | +.47 | +.28 | +.30 | +.27 | +.21 | -.14 | -.23 | +.28 | +.92 | +.46 | +.44 |
| Nonlint | +.49 | +.18 | +.23 | +.29 | -.09 | +.01 | -.20 | -.26 | +.32 | +.37 | -.19 | +.06 | +.01 | -.24 |
| Beta Coefficients for: | | | | | | | | | | | | | | |
| Color index | -.50 | -.22 | +.56 | +.54 | +.30 | +.34 | +.29 | +.22 | -.15 | -.23 | +.30 | +.95 | +.51 | +.45 |
| Nonlint | +.40 | +.20 | +.23 | +.30 | -.10* | +.01* | -.21 | -.28 | +.35 | +.38 | -.20 | +.02* | +.01* | -.23 |
| Regression Equation: | | | | | | | | | | | | | | |
| Constant (a) | +16.93 | +62.84 | -17.45 | -21.36 | +3.43 | +1.53 | +66.42 | +66.81 | +47.17 | +40.33 | +36.55 | -19.96 | +59.04 | +62.80 |
| Regression Coef. for: | | | | | | | | | | | | | | |
| Color index | -.11 | -.48 | +1.19 | +.57 | +.03 | +.03 | +.51 | +.39 | -.37 | -.32 | +.57 | +1.18 | +.42 | +.49 |
| Nonlint | +.58 | +2.75 | +3.14 | +2.03 | -.06 | +.01 | -2.37 | -3.20 | +5.59 | +3.44 | -2.38 | + .18 | +.07 | -1.60 |
| Standard Error (±) | .76 | 10.71 | 9.64 | 4.90 | .49 | .49 | 8.29 | 8.48 | 11.86 | 6.25 | 9.05 | 2.28 | 3.72 | 4.61 |
| DEPENDENT VARIABLE with COLOR INDEX, NONLINT, 2.5% SPAN LENGTH | | | | | | | | | | | | | | |
| Multiple Cor. Coef. | .79 | .36 | .63 | .62 | .51 | .51 | .44 | .43 | .44 | .54 | .44 | .94 | .51 | .61 |
| Partial Cor. Coef. for: | | | | | | | | | | | | | | |
| Color index | -.51 | -.18 | +.39 | +.36 | +.14 | +.16 | +.27 | +.18 | -.14 | -.20 | +.29 | +.91 | +.45 | +.37 |
| Nonlint | +.51 | +.19 | +.19 | +.25 | -.15 | -.05 | -.19 | -.27 | +.32 | +.37 | -.18 | +.05 | +.02 | -.27 |
| 2.5% span length | -.20 | -.03 | +.44 | +.45 | +.39 | +.42 | -.05 | +.04 | +.01 | -.06 | -.07 | +.03 | -.03 | +.18 |
| Beta Coefficients for: | | | | | | | | | | | | | | |
| Color index | -.45 | -.21 | +.40 | +.37 | +.15 | +.17 | +.31 | +.21 | -.15 | -.21 | +.33 | +.94 | +.52 | +.39 |
| Nonlint | +.42 | +.20 | +.17 | +.24 | -.16 | -.05* | -.21 | -.29 | +.35 | +.39 | -.19 | +.02* | +.02* | -.25 |
| 2.5% span length | -.13 | -.03* | +.41 | +.43 | +.49 | +.42 | -.04* | +.04* | +.01* | -.06* | -.07* | +.01* | -.03* | +.16 |
| Regression Equation: | | | | | | | | | | | | | | |
| Constant (a) | +20.91 | +72.19 | -130.54 | -80.53 | -1.62 | -3.95 | +76.50 | +58.60 | +44.67 | +50.62 | +53.25 | -21.88 | +62.18 | +40.58 |
| Regression Coef. for: | | | | | | | | | | | | | | |
| Color index | -.10 | -.45 | +.84 | +.39 | +.01 | +.02 | +.54 | +.37 | -.38 | -.29 | +.62 | +1.17 | +.43 | +.42 |
| Nonlint | +.61 | +2.82 | +2.29 | +1.59 | -.10 | -.03 | -2.30 | -3.26 | +5.57 | +3.51 | -2.26 | +.17 | +.09 | -1.77 |
| 2.5% span length | -4.93 | -11.59 | +140.25 | +73.38 | +6.26 | +6.79 | -12.51 | +10.18 | +3.11 | -12.77 | -20.71 | +2.38 | -3.89 | +27.55 |
| Standard Error (±) | .74 | 10.71 | 8.65 | 4.37 | .45 | .45 | 8.28 | 8.48 | 11.86 | 6.24 | 9.03 | 2.28 | 3.72 | 4.53 |

* Statistically insignificant.

Table 13.--Continued

| Statistical Items | Dependent Variables | | | | | | | | | | | | | |
|---|---|---|---|---|---|---|---|---|---|---|---|---|---|---|
| | Picker & card waste | Neps in card web | Yarn skein strength | | Yarn elongation | | Yarn appearance | | Yarn imperfections | | Trash in fabric | Color of 22s yarn | | |
| | | | 22s or 26.8 tex | 50s or 11.8 tex | 22s or 26.8 tex | 50s or 11.8 tex | 22s or 26.8 tex | 50s or 11.8 tex | 22s or 26.8 tex | 50s or 11.8 tex | | Grey yarn | Bleached yarn | Dyed yarn |
| | Pct. | No. | Lbs. | Lbs. | Pct. | Pct. | Index | Index | No. | No. | Index | Index | Index | Index |
| DEPENDENT VARIABLE with COLOR INDEX, NONLINT, 2.5% SPAN LENGTH, MICRONAIRE | | | | | | | | | | | | | | |
| Multiple Cor. Coef. | .80 | .67 | .63 | .63 | .68 | .64 | .59 | .62 | .50 | .64 | .44 | .94 | .51 | .67 |
| Partial Cor. Coef. for: | | | | | | | | | | | | | | |
| Color index | -.50 | -.14 | +.40 | +.37 | +.23 | +.23 | +.24 | +.15 | -.11 | -.16 | +.29 | +.92 | +.45 | +.36 |
| Nonlint | +.47 | +.05 | +.16 | +.22 | -.31 | -.17 | -.09 | -.17 | +.26 | +.30 | -.18 | +.12 | -.01 | -.20 |
| 2.5% span length | -.21 | -.08 | +.44 | +.45 | +.42 | +.44 | -.03 | +.07 | -.00 | -.09 | -.07 | +.05 | -.04 | +.21 |
| Micronaire | -.22 | -.60 | -.09 | -.12 | -.52 | -.44 | +.45 | +.50 | -.26 | -.42 | -.02 | +.27 | -.10 | +.34 |
| Beta Coefficients for: | | | | | | | | | | | | | | |
| Color index | -.43 | -.13 | +.41 | +.38 | +.21 | +.22 | +.25 | +.14* | -.12* | -.15 | +.33 | +.93 | +.53 | +.35 |
| Nonlint | +.38 | +.04* | +.15 | +.21 | -.28 | -.16 | -.09* | -.16 | +.28 | +.29 | -.19 | +.05* | -.01* | -.18 |
| 2.5% span length | -.14 | -.06* | +.41 | +.42 | +.37 | +.40 | -.02* | +.06* | -.00* | -.07* | -.07* | +.02* | -.03* | +.17 |
| Micronaire | -.14 | -.60 | -.07* | -.10* | -.47 | -.40 | +.43 | +.48 | -.25 | -.38 | -.02* | +.10 | -.09* | +.29 |
| Regression Equation: | | | | | | | | | | | | | | |
| Constant (a) | +22.44 | +134.07 | -123.15 | -75.61 | +.60 | -2.04 | +40.84 | +18.12 | +73.95 | +76.13 | +54.82 | -27.84 | +65.59 | +25.76 |
| Regression Coef. for: | | | | | | | | | | | | | | |
| Color index | -.10 | -.28 | +.87 | +.40 | +.02 | +.02 | +.43 | +.25 | -.29 | -.22 | +.63 | +1.16 | +.44 | +.38 |
| Nonlint | +.55 | +.57 | +2.02 | +1.41 | -.18 | -.10 | -1.00 | -1.79 | +4.51 | +2.59 | -2.32 | +.39 | -.03 | -1.23 |
| 2.5% span length | -5.17 | -21.48 | +139.07 | +72.59 | +5.90 | +6.48 | -6.81 | +16.64 | -1.57 | -16.84 | -20.96 | +3.33 | -4.43 | +29.92 |
| Micronaire | -.37 | -14.94 | -1.78 | -1.19 | -.54 | -.46 | +8.61 | +9.77 | -7.07 | -6.16 | -.38 | +1.44 | -.83 | +3.58 |
| Standard Error (±) | .72 | 8.57 | 8.62 | 4.34 | .38 | .40 | 7.41 | 7.36 | 11.46 | 5.65 | 9.03 | 2.19 | 3.70 | 4.26 |
| DEPENDENT VARIABLE with COLOR INDEX, NONLINT, 2.5% SPAN LENGTH, MICRONAIRE, FIBER STRENGTH (1/8" GAUGE) | | | | | | | | | | | | | | |
| Multiple Cor. Coef. | .80 | .68 | .89 | .90 | .68 | .64 | .63 | .66 | .53 | .69 | .45 | .94 | .63 | .67 |
| Partial Cor. Coef. for: | | | | | | | | | | | | | | |
| Color index | -.46 | -.19 | +.21 | +.16 | +.26 | +.22 | +.32 | +.23 | -.18 | -.27 | +.31 | +.91 | +.57 | +.32 |
| Nonlint | +.46 | -.01 | -.18 | -.10 | -.26 | -.16 | -.00 | -.07 | +.19 | +.20 | -.12 | +.16 | +.15 | -.20 |
| 2.5% span length | -.19 | -.11 | +.43 | +.47 | +.44 | +.43 | +.04 | +.13 | -.06 | -.17 | -.04 | +.08 | +.07 | +.19 |
| Micronaire | -.20 | -.61 | -.33 | -.39 | -.50 | -.44 | +.48 | +.53 | -.29 | -.48 | -- | +.29 | -.03 | +.33 |
| Fiber str. (1/8" gauge) | -.06 | +.17 | +.80 | +.83 | -.12 | -.01 | -.27 | -.27 | +.23 | +.33 | -.14 | -.13 | -.43 | +.05 |
| Beta Coefficients for: | | | | | | | | | | | | | | |
| Color index | -.41 | -.18 | +.13 | +.09 | +.25 | +.23 | +.35 | +.24 | -.21 | -.27 | +.39 | +.95 | +.70 | +.33 |
| Nonlint | +.40 | -.01* | -.10 | -.05* | -.25 | -.16 | -.00* | -.07* | +.20 | +.19 | -.14* | +.07 | +.15 | -.19 |
| 2.5% span length | -.13 | -.09* | +.24 | +.25 | +.39 | +.40 | +.03* | +.11* | -.06* | -.14 | -.04* | +.03 | +.06* | +.16 |
| Micronaire | -.14 | -.62 | -.17 | -.20 | -.46 | -.40 | +.46 | +.51 | -.28 | -.42 | +.00* | +.11 | -.03* | +.28 |
| Fiber str. (1/8" gauge) | -.04* | +.15 | +.72 | +.75 | -.10* | -.01* | -.25 | -.25 | +.23 | +.29 | -.14* | -.05* | -.43 | +.04* |
| Regression Equation: | | | | | | | | | | | | | | |
| Constant (a) | +22.12 | +144.61 | -72.60 | -49.37 | +.26 | -2.06 | +26.35 | +3.59 | +93.06 | +89.60 | +45.80 | -29.96 | +53.88 | +27.38 |
| Regression Coef. for: | | | | | | | | | | | | | | |
| Color index | -.09 | -.40 | +.28 | +.10 | +.03 | +.02 | +.60 | +.42 | -.52 | -.37 | +.73 | +1.18 | +.57 | +.36 |
| Nonlint | +.58 | -.14 | -1.41 | -.37 | -.16 | -.10 | -.02 | -.80 | +3.21 | +1.67 | -1.70 | +.53 | +.77 | -1.34 |
| 2.5% span length | -4.82 | -33.05 | +83.57 | +43.79 | +6.28 | +6.50 | +9.09 | +32.60 | -22.55 | -31.64 | -11.07 | +5.66 | +8.42 | +28.15 |
| Micronaire | -.36 | -15.44 | -4.19 | -2.44 | -.52 | -.46 | +9.30 | +10.46 | -7.98 | -6.80 | +.05 | +1.54 | -.27 | +3.50 |
| Fiber str. (1/8" gauge) | -.02 | +.81 | +3.87 | +2.01 | -.03 | -.00 | -1.11 | -1.11 | +1.46 | +1.03 | -.69 | -.16 | -.90 | +.12 |
| Standard Error (±) | .72 | 8.44 | 5.15 | 2.44 | .38 | .40 | 7.14 | 7.09 | 11.16 | 5.34 | 8.95 | 2.17 | 3.33 | 4.26 |

* Statistically insignificant.

## BASIS FOR INTERPRETATION

The following explanation of the data published in tables 1 through 8 of this report may be helpful in the interpretation of test results;

### Classification

Classification was made in accordance with the Official Cotton Standards for grade and staple length. These results are presented under the usual terms for the individual lots but the grade values were converted to an index for averaging in the summary tables.

Grade index, as reported in the summary tables is designed to reflect differences in market value and provides a method for averaging the grade for a number of individual lots. Middling grade is used as the basis of 100 and higher or lower index numbers reflect higher or lower average market values, respectively. Index values for white, spotted, tinged and gray grades of upland cotton are shown below:

| Grade name | Grade index for | | | | | |
|---|---|---|---|---|---|---|
| | White | Light Spotted | Spotted | Tinged | Light Gray | Gray |
| Good Middling | 105 | 103 | 101 | 94 | 99 | 93 |
| Strict Middling | 104 | 102 | 99 | 91 | 98 | 91 |
| Middling plus | 102 | | | | | |
| Middling | 100 | 97 | 93 | 82 | 92 | 84 |
| Strict Low Middling plus | 97 | | | | | |
| Strict Low Middling | 94 | 89 | 83 | 75 | 85 | 75 |
| Low Middling plus | 90 | | | | | |
| Low Middling | 85 | 80 | 75 | 68 | | |
| Strict Good Ordinary plus | 81 | | | | | |
| Strict Good Ordinary | 76 | | | | | |
| Good Ordinary plus | 73 | | | | | |
| Good Ordinary | 70 | | | | | |
| Below Grade | 60 | | | | | |

The grade of cotton, as the term is generally understood, is obtained by evaluating in relation to the official standards, the three factors of grade - color, leaf, and preparation in the sample. Grade usually provides an indication of waste content of a sample of cotton. Although, for individual samples, the quantity of waste removed is not always larger for the lower grades. Past experience has shown the average relationship between picker and card waste and various grades of upland cotton to be approximately as given in the tabulation shown in the subsequent section on manufacturing waste. In comparing these average grade figures with the picker

and card waste data, it should be understood that variations from the averages for individual samples are attributable to the nature of the extraneous material present in the cotton, the characteristics of the fiber, and whether the grade designation was low because of poor color.

Staple length provides an estimate of the length of a typical portion of the fibers in a sample of cotton, as determined by customary classing methods. Uniformity of fiber length, as well as other fiber properties, influence to some extent the classer's selection of the typical portion of the fibers on which the staple-length designation is based. In general, there is a fairly close relationship between the staple length as designated by the classer and the fineness and strength of the yarn that can be manufactured from the cotton. These relationships, however, are influenced by other fiber properties, the measurements of which will be discussed in the paragraphs which follow.

## Fiber Tests

Fiber length data were obtained by the Digital Fibrograph method for the short, medium and long staple American upland samples and by the array method for the extra long American Egyptian samples. Briefly, the Digital Fibrograph method consists of placing representative specimens of cotton weighing approximately 30 centigrams at random on a pair of combs, parallelizing the beards of cotton extending from one side of the combs, and scanning these beards photoelectrically on the instrument at 3 length intervals beginning at 0.15 inch from the teeth of the combs and ending near the outer fringe. The 2.5 percent span length and the 50/2.5 uniformity ratio values reported for each lot are based on two specimens tested by each of two technicians.

The Digital Fibrograph 2.5 percent span length values reported indicate the length which will be spanned by 2.5 percent of the fibers when they are parallel and randomly distributed. It is also the length where the amount of fibers on the Fibrograph curve is 2.5 percent of the amount of fibers reading at the starting point of 0.15 inch. These values are highly correlated with and are essentially equal to the Servo Fibrograph upper half mean length values reported in previous years. Both the Digital 2.5 percent span length and the Servo upper half mean length values are usually closely related to staple length designations. These relationships may vary, however, because they measure different fiber length characteristics. The Fibrograph method neither selects and measures a typical portion of the fibers as required in designating staple length nor adjusts for character defects for which the classer may reduce the staple length designation.

The Digital Fibrograph 50/2.5 uniformity ratio values reported indicate the relative uniformity of fiber length in the samples. They represent the ratios between the 50 percent span length and the 2.5 percent span length expressed as percentages. These values are closely correlated with the Servo Fibrograph uniformity ratios reported in previous years but the results are much more reproducible and they are on a lower level. Digital 50/2.5

uniformity ratios of 40 to 45 are equivalent to Servo uniformity ratios of approximately 75 to 80. Larger values in both cases indicate more uniform fiber length distribution. Unusually low fiber length uniformity tends to increase manufacturing waste, to make processing more difficult, and to lower the quality of the product. The following adjective descriptions will serve to classify cottons from the standpoint of fiber length uniformity:

Digital Fibrograph 50/2.5 uniformity ratio

Above 45.....Uniform in fiber length
40 - 45.....Average length uniformity
Below 40.....Irregular in fiber length

Array tests for the extra long staple American Egyptian samples were performed on the Suter-Webb fiber sorter. Briefly, this method consists of parallelizing the fibers in a representative 75-milligram specimen of cotton through a series of combs, separating the fibers into length groups at 1/8-inch intervals, and weighing the fibers in each length group. The upper quartile length and coefficient of variation values reported are based on specimens tested by each of two technicians.

The array upper quartile length values reported indicate the length which is exceeded by 25 percent of the weight of the fibers in the samples. They are usually closely related to and longer than the classer's staple designations. This relationship may vary, however, because the two methods measure different fiber length characteristics. The array method neither selects and measures a typical portion of the fibers as required in designating staple length nor adjusts for character defects for which the classer may reduce the staple length designation.

The array coefficient of length variation values reported indicate the relative variability of fiber length in the samples. They represent the standard deviation of the weight-length frequencies expressed as a percentage of the mean length. Smaller values indicate more uniform fiber length distributions. Excessive fiber length variation tends to increase manufacturing waste, to make processing more difficult, and to lower the quality of the product. It is, therefore, considered desirable for a cotton to have a low coefficient of variation. The following adjective descriptions will serve to classify cottons from the standpoint of fiber length variation:

Array coefficient of fiber length variation

Below 27.....Low variability
27 to 34.....Average variability
Above 34.....High variability

Fiber fineness and maturity were determined in combination by the Micronaire method. The Micronaire readings which indicate the resistance to the passage of air through a 50-grain specimen compressed to a given volume were made for each lot of cotton. A linear scale for the Micronaire instrument

was initially adopted to indicate a direct reading in micrograms-per-inch of fiber. Further studies, however, indicated a curvilinear relationship between Micronaire readings and actual weight-per-inch determinations on American upland cottons. As a result of these studies, a curvilinear scale for upland cotton was adopted in September 1950.

Micronaire readings for both American upland and American Egyptian cottons may differ from the actual weight-per-inch for specific samples depending upon the fiber characteristics of the samples. Because of these discrepancies, Micronaire results are reported in terms of "Micronaire reading" instead of micrograms-per-inch. These Micronaire readings are based on the American upland scale for all cottons instead of using a different scale for the American Egyptian cottons. This scale is now used internationally.

Fiber fineness contributes to yarn strength, particularly when fine numbers are spun, but it also tends to increase neppiness and to require a reduced rate of processing.

Fiber maturity is also an important factor affecting the appearance of yarns and fabrics, and is a desirable characteristic from the standpoint of low picker and card waste. Immature fibers are susceptible to the formation of neps, and contribute to lower yarn appearance grades. The desirability of Micronaire reading, therefore, depends on the specific end product or use of the cotton. The following descriptive terms may be applied to the Micronaire data shown in the tables:

Micronaire Readings

Below 3.0.....Very fine
3.0 to 3.9.....Fine
4.0 to 4.9.....Average
5.0 to 5.9.....Coarse
6.0 and above....Very coarse

Fiber strength is an important factor in determining yarn strength. Cottons with good fiber strength usually give less trouble in the manufacturing processes than the weak fibered cottons. Tests for fiber strength were made without any space between the clamp jaws (0 gauge) using the Pressley flat bundle tester, and with a 1/8-inch spacer between the clamp jaws (1/8-inch gauge) using the Stelometer. Strength results from the Stelometer were controlled at the same level obtained on the Pressley instrument. This provided strength results similar to those reported previously and also furnishes a measure of fiber elongation. Comparative tests have shown that the results of the 1/8-inch gauge tests are more highly correlated with yarn strength than the results of 0 gauge tests. Results for both methods are reported, however, because the 0 gauge tests are still widely used by the cotton industry.

The results for the 0 gauge tests are reported in the usual terms of thousand pounds per square inch and also in terms of grams per tex. The results reported may be converted to the other methods of expressing fiber strength by applying the following formulae:

$$(1) \quad S_2 = \frac{(S_1 + 0.12)}{10.8116}$$

$$(2) \quad S_2 = \frac{S_3}{5.36}$$

$$(3) \quad S_3 = S_1 \times .495$$

When $S_1$ = Thousand pounds per square inch (Pressley 0 gauge)
$S_2$ = Strength-weight ratio (Pressley 0 gauge)
$S_3$ = Grams per tex (Pressley 0 gauge)

The following adjective ratings will assist in the interpretation of the 0 gauge fiber strength results reported and will facilitate comparisons between cottons:

Fiber Strength (0 Gauge)

| Thousand psi | Designation | Grams per tex |
|---|---|---|
| Above 95 | Very strong | Above 47 |
| 86 to 95 | Strong | 42 to 47 |
| 76 to 85 | Average | 37 to 42 |
| 66 to 75 | Fair | 32 to 37 |
| Below 66 | Weak | Below 32 |

The results of the 1/8-inch gauge tests are reported in terms of grams per tex rather than the index published in earlier years. A tex unit is equal to the weight in grams of 1,000 meters of the material. The decision to report strength measurements in terms of grams per tex was made in accordance with the recommendations of the American Society for Testing Materials (ASTM) and the International Standards Organization (ISO), and after consultation with various interested groups and individuals in the textile industry. Since there is a high degree of correlation between the 1/8-inch gauge strength test results and fiber length, cottons with short staple lengths would tend to have lower average strength values than would the long staple groups. Previous tests have shown the average relationship between staple length and fiber strength to be approximately as follows:

Fiber Strength (1/8-inch Gauge)

| Group Numbers and Staple Length | Average Strength grams per tex |
|---|---|
| American upland: | |
| Group 1.--Short staple | 19.5 |
| Group 2.--Medium staple | 21.7 |
| Group 3.--Long staple | 23.9 |
| American Egyptian: | |
| Group 4.--Extra long staple | 32.5 |

The fiber strength results as reported for 1/8-inch gauge tests may be converted to other methods of expressing fiber strength by applying the following formulae:

$$(1) \quad S_5 = \frac{S_4}{6.80}$$

$$(2) \quad S_6 = \frac{S_4}{.21692}$$

Where: $S_4$ = Grams per tex (1/8-inch gauge)
$S_5$ = Strength weight ratio (1/8-inch gauge)
$S_6$ = Fiber strength index (1/8-inch gauge)

Fiber elongation results were obtained in connection with the 1/8-inch gauge strength tests and are reported both in the periodic and summary reports. These results will be used in analyses to evaluate the relationship of elongation with spinning test results. The following adjective ratings based on this year's tests will assist in the interpretation of the fiber elongation results reported and will facilitate the comparison between cottons:

Fiber elongation (1/8-inch gauge)

| Designation | Percent |
|---|---|
| Very high | Above 7.6 |
| High | 6.7 to 7.6 |
| Average | 5.7 to 6.6 |
| Low | 4.7 to 5.6 |
| Very low | Below 4.7 |

Nonlint content for the various lots was determined by the use of the Shirley Analyzer which separates the lint from the foreign matter. The total nonlint values reported include both visible and invisible loss. These results are distinguished from total picker and card waste in that practically no fiber is included; whereas textile mill wastes include appreciable amounts

of fiber. Based on tests made of bales of cotton used in the official standards for grade of upland cotton, the following scale has been developed to represent average percentages of nonlint for the various white grades as determined by the Shirlay Analyzer:

Average nonlint content for white grades of upland cotton

| Grade of cotton | Nonlint content<br>Percent |
|---|---|
| Good Middling | 2.4 |
| Strict Middling | 2.9 |
| Middling | 3.7 |
| Strict Low Middling | 5.1 |
| Low Middling | 7.6 |
| Strict Good Ordinary | 11.0 |
| Good Ordinary | 17.0 |

The following scale has been developed to represent the average nonlint content for grades of American Egyptian cotton:

Nonlint content for grades of American Egyptian cotton

| Grade of cotton | Nonlint content<br>Percent |
|---|---|
| 1 | 1.9 |
| 2 | 2.4 |
| 3 | 3.3 |
| 4 | 4.7 |
| 5 | 6.5 |
| 6 | 8.8 |
| 7 | 11.5 |
| 8 | 14.7 |
| 9 | 18.3 |

The foregoing tabulations of nonlint content are based on Shirley Analyzer tests made on cotton used in the official grade standards. Differences between results obtained for individual lots and the percentages shown for the standards may be caused by two things: (1) There are intentional allowances for variations in trash content among bales in each standard grade (to offset differences in color and to provide a range for the grade) that may result in an overlap; (2) these data are based on weight and do not take into consideration the nature of trash, which may be as important as weight in determining the grade designation.

Color measurements were made on samples of both raw stock and Shirley Analyzer cleaned lint from each lot by using the Nickerson-Hunter Colorimeter. The basic color values reported are percentage reflectance in terms of $R_d$

and yellowness in terms of +b. Increasing $R_d$ values indicate increasing brightness of the cotton and increasing +b values indicate increasing degrees of yellowness.

The color of raw cotton is also reported as both a single index number and as a single code number. The index number is related to market value and is equivalent to the grade index described in the earlier section on classification. It also provides a method for averaging the composite color for a number of individual lots. The code number provides an identification of the color measurements for an individual lot with the color of the grade standards, but it cannot be used to average the composite color of a number of individual lots (figure 2). The first digit of this 3-digit code relates to grade as indicated by numbers 3 for Good Middling through 9 for Good Ordinary. The second digit of the code relates to placement within the grade as indicated by 0 for the upper half and by 5 for the lower half. The third digit in the code relates to yellowness as indicated by numbers 1 for the whitest side of the grade through 9 for the color of the yellow stained grades. The color values for the American upland samples may also be plotted on the diagram shown as figure 2, or those for American Egyptian samples may be plotted on the diagram shown as figure 3, for comparison with the color of the cotton in official grade standards.

## Yarn Processing Tests

The results of yarn processing tests reported in this summary were obtained by newly adopted procedures which include heavier weights for laps, slivers and rovings than those used in previous years. These new procedures also include spinning from single roving instead of double roving for the two standard yarn numbers and the spinning of a third yarn number on selected samples to provide a small-scale measure of spinning end-breakage or spinning performance. These changes reflect similar changes that have taken place in the cotton textile industry including increased emphasis on running quality since the mid-1940's when long-draft systems were adopted for both the roving and spinning processes in the routine laboratory spinning test procedures. These changes were designed to bring the laboratory processing procedures more in line with current textile mill practices and thus make the processing evaluations more applicable to present day mill operations. The processing results previously reported for 1960 and earlier crop years may be compared with those reported this year after proper adjustments to make them comparable. The level of the results obtained by the newly adopted procedures as compared to those published in recent years are as follows:

1. Results on essentially the same level:

    a. Picker and card waste
    b. Neps in card web
    c. Strength of combed 22s, 50s, and 80s yarns
    d. Appearance of carded and combed yarns
    e. Imperfections in carded and combed yarns

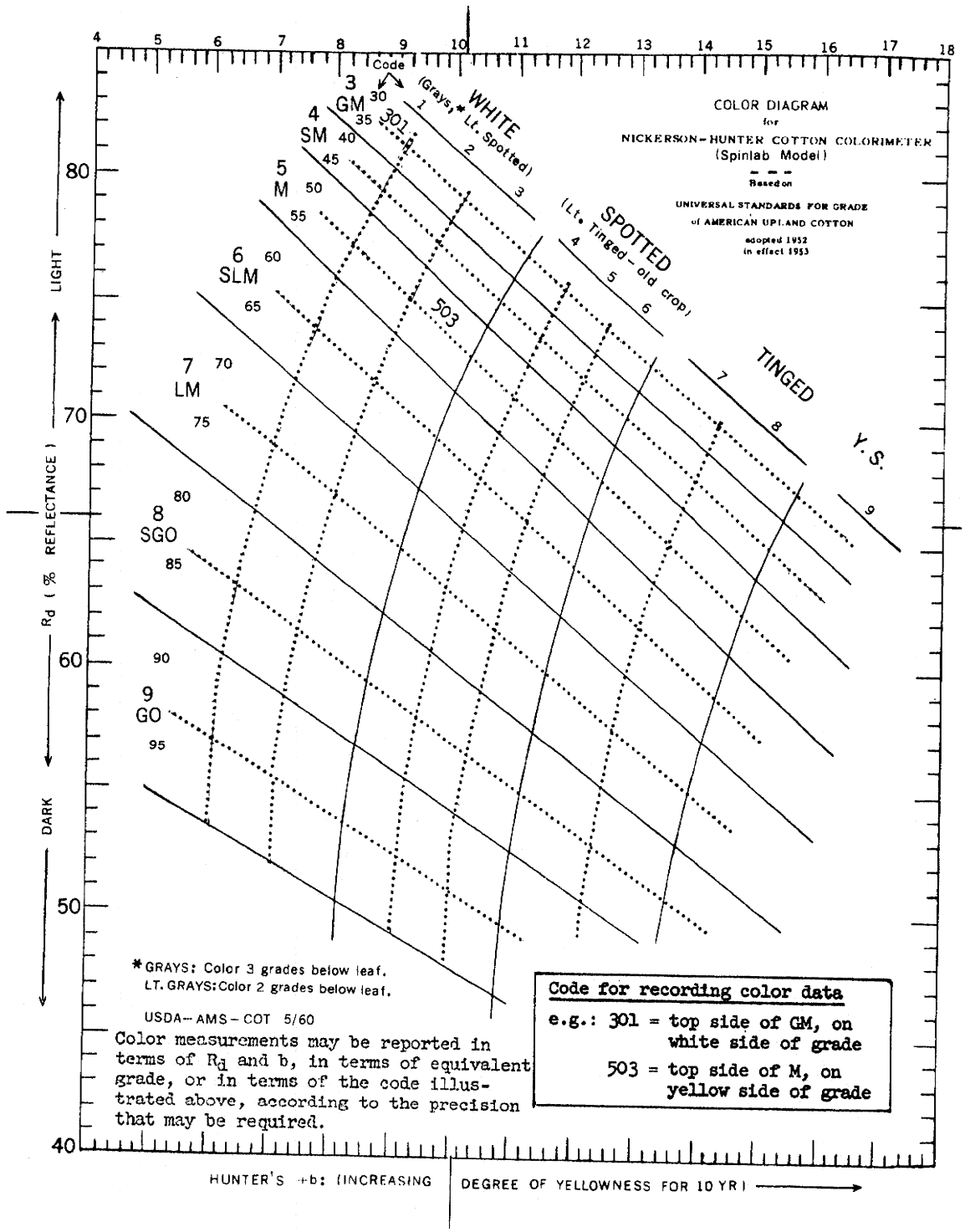


Fig. 2.--Code for relating color measurements of raw cotton to the color of American upland grade standards.

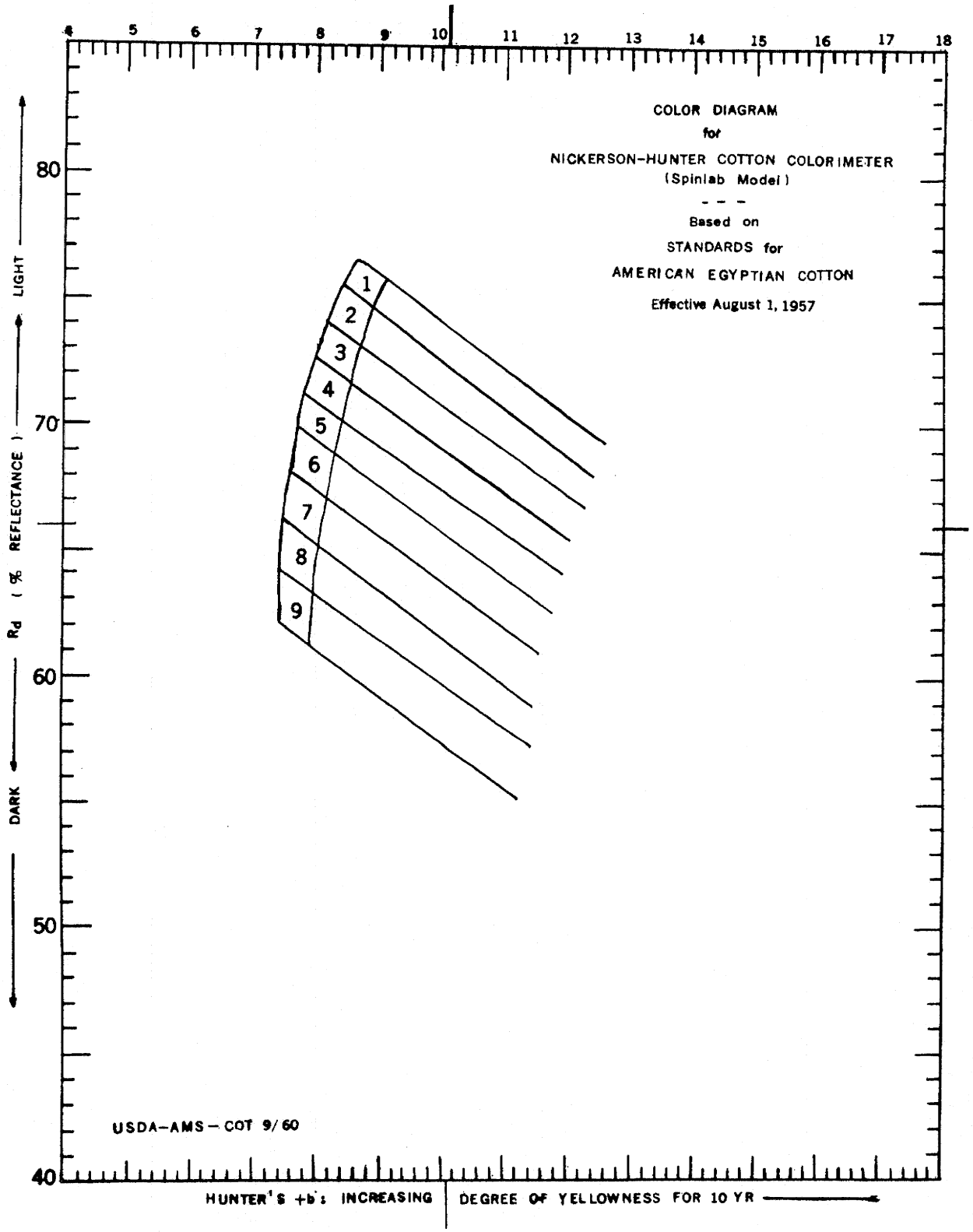


Fig. 3.--Diagram for relating color measurements of raw cotton to the color of American Egyptian grade standards.

2. Results on significantly different levels:

a. Strength of carded 8s yarns approximately 10 percent lower by the new procedure
b. Strength of carded 22s and 50s yarns approximately 5 percent lower by the new procedure

The card production rate employed and the yarn numbers spun for each cotton were selected on the basis of the staple length expected in the specified area of growth as described in the earlier section on test procedures. Four different length groupings were used to cover the range of cottons grown in this country and to approach commercial practices in processing these cottons. The spinning twist multipliers were selected to provide maximum yarn strength on the basis of staple length. Details of the spinning test procedures are shown at the end of this section of the report (table 14). Results of previous tests show that decreasing the card production rate results in fewer neps, improved yarn appearance grades, and removal of more waste at the card. Results of tests on the various lots should therefore be compared directly for only those lots in the same length group which were processed in a comparable manner.

Manufacturing waste reported for a sample of cotton is important because excessive waste increases the cost of cotton products. The percentage of waste extracted by the picking and carding processes in performing a spinning test provides a measure of manufacturing waste. There is an average relationship between this waste and grade as discussed in the previous section on the grade of cotton. The rate at which the cotton is carded, however, affects the picker and card waste values because the more thorough carding action obtained when the carding rate is decreased extracts a larger quantity of waste. The longer staple cottons are generally carded at a lower rate than the shorter cottons in order to obtain acceptable yarn quality. Past experience has shown the average relationship between grade and manufacturing waste, as based on medium staple upland cottons when carded at 9-1/2 pounds per hour, to be approximately as follows:

| Grade | Average picker and card waste |
|---|---|
| | Percent |
| Good Middling | 6.3 |
| Strict Middling | 7.2 |
| Middling | 8.1 |
| Strict Low Middling | 9.3 |
| Low Middling | 12.5 |
| Strict Good Ordinary | 15.6 |
| Good Ordinary | 18.3 |

The percentage of waste removed by the comber is reported in addition to the picker and card waste for cottons processed into combed yarn. The shorter staple cottons are processed through the comber with a closer

Table 14.--Cotton: Spinning test procedures for specified staple length groupings

| Process | Staple length groups | | | |
|---|---|---|---|---|
| | Short | Medium | Long | Extra long |
| 1. PICKER | | | | |
| Standard atmospheric conditions: | | | | |
| Temperature.....degrees F: | 75 | 75 | 75 | 75 |
| Relative humidity.....percent: | 60 | 60 | 60 | 60 |
| Each test lot is processed through a finisher type picker twice to produce the specified weight of lap.....ounces per yard: | 14 | 14 | 14 | 11 |
| Type of beater.....: | Kirschner | Kirschner | Kirschner | 2-blade |
| Beater speed.....r.p.m.: | 1,000 | 1,000 | 1,000 | 1,000 |
| Settings: | | | | |
| Feed roll to beater.....inches: | 3/16 | 3/16 | 3/16 | 3/8 |
| Grids to beater, top.....inches: | 5/16 | 5/16 | 5/16 | 9/16 |
| Grids to beater, bottom.....inches: | 11/16 | 11/16 | 11/16 | 11/16 |
| 2. CARD | | | | |
| Standard atmospheric conditions: | | | | |
| Temperature.....degrees F: | 75 | 75 | 75 | 75 |
| Relative humidity.....percent: | 60 | 60 | 60 | 60 |
| Picker lap fed.....ounces per yard: | 14 | 14 | 14 | 11 |
| Sliver delivered.....grains per yard: | 50 | 50 | 50 | 40 |
| Production rate.....pounds per hour: | 12-1/2 | 9-1/2 | 6-1/2 | 4-1/2 |
| Doffer speed.....r.p.m.: | 11 | 8 | 6 | 4 |
| Cylinder speed.....r.p.m.: | 165 | 165 | 165 | 165 |
| Flat speed.....inches per minute: | 2-7/8 | 2-7/8 | 2-7/8 | 2-7/8 |
| Licker-in speed.....r.p.m.: | 435 | 435 | 435 | 435 |
| Cylinder wire.....number: | 100 | 100 | 120 | 120 |
| Doffer and flat wire.....number: | 110 | 110 | 130 | 130 |
| Settings: | | | | |
| Feed plate to licker-in.....inches: | 0.010 | 0.010 | 0.010 | 0.017 |
| Mote knife to licker-in, top.....inches: | .012 | .012 | .012 | .012 |
| Mote knife to licker-in, bottom.....inches: | .010 | .010 | .010 | .010 |
| Licker-in screen, front.....inches: | .029 | .029 | .029 | .029 |
| Licker-in screen, back.....inches: | .017 | .017 | .017 | .017 |
| Licker-in to cylinder.....inches: | .007 | .007 | .007 | .007 |
| Flats to cylinder, back, center, and front..inches: | .009 | .009 | .009 | .009 |
| Back plate to cylinder, top.....inches: | .029 | .029 | .029 | .029 |
| Back plate to cylinder, bottom.....inches: | .034 | .034 | .034 | .034 |
| Front plate to cylinder, top.....inches: | .029 | .029 | .029 | .029 |
| Front plate to cylinder, bottom.....inches: | .034 | .034 | .034 | .034 |
| Doffer to cylinder.....inches: | .007 | .007 | .007 | .007 |
| Cylinder screen, back.....inches: | .029 | .029 | .029 | .029 |
| Cylinder screen, center.....inches: | .034 | .034 | .034 | .034 |
| Cylinder screen, front.....inches: | 3/16 | 3/16 | 3/16 | 3/16 |
| Doffer comb to doffer.....inches: | .022 | .022 | .022 | .022 |
| 3. SLIVER LAPPER (combed only) | | | | |
| Standard atmospheric conditions: | | | | |
| Temperature.....degrees F: | - | - | 75 | 75 |
| Relative humidity.....percent: | - | - | 60 | 60 |
| Sliver fed, 20 each.....grains per yard: | - | - | 50 | 40 |
| Lap delivered.....grains per yard: | - | - | 595 | 525 |
| Speed.....yards per minute: | - | - | 46 | 46 |
| Roll settings (center to center): | | | | |
| First to second.....inches plus fiber length 1/: | - | - | 5/16 | 5/16 |
| Second to third.....inches plus fiber length 1/: | - | - | 9/16 | 9/16 |
| 4. RIBBON LAPPER (combed only) | | | | |
| Standard atmospheric conditions: | | | | |
| Temperature.....degrees F: | - | - | 75 | 75 |
| Relative humidity.....percent: | - | - | 60 | 60 |
| Laps fed, 4 each.....grains per yard: | - | - | 595 | 525 |
| Lap delivered.....grains per yard: | - | - | 610 | 610 |
| Speed.....yards per minute: | - | - | 47 | 47 |
| Roll settings (center to center): | | | | |
| First to second.....inches plus fiber length 1/: | - | - | 4/16 | 4/16 |
| Second to third.....inches plus fiber length 1/: | - | - | 7/16 | 7/16 |
| Third to fourth.....inches plus fiber length 1/: | - | - | 10/16 | 10/16 |

For footnotes see next page.

Table 14.--Cotton: Spinning test procedures for specified staple length groupings--Continued

| Process | Staple length groups | | | |
|---|---|---|---|---|
| | Short | Medium | Long | Extra long |
| 5. COMBER (Model D-4) | | | | |
| Standard atmospheric conditions: | | | | |
| Temperature.....degrees F: | - | - | 75 | 75 |
| Relative humidity.....percent: | - | - | 60 | 60 |
| Laps fed, 8 each.....grains per yard: | - | - | 610 | 610 |
| Sliver delivered.....grains per yard: | - | - | 50 | 40 |
| Production per hour.....pounds: | - | - | 16 | 13 |
| Setting of cushion plate to detaching roll.....inches: | - | - | .48 | .54 |
| Nominal waste.....percent: | - | - | 16 to 17 | 16 to 17 |
| 6. DRAWING FRAME (leather top rolls) | | | | |
| Standard atmospheric conditions: | | | | |
| Temperature.....degrees F: | 75 | 75 | 75 | 75 |
| Relative humidity.....percent: | 60 | 60 | 60 | 60 |
| First process: | | | | |
| Sliver fed, 6 each.....grains per yard: | 50 | 50 | 50 | 40 |
| Sliver delivered.....grains per yard: | 60 | 53 | 53 | 42 |
| Second process: | | | | |
| Sliver fed, 6 each.....grains per yard: | 60 | 53 | 53 | 42 |
| Sliver delivered.....grains per yard: | 70 | 55 | 55 | 44 |
| Speed.....yards per minute: | 36 | 36 | 36 | 36 |
| Roll settings (center to center): | | | | |
| First to second.....inches plus fiber length 1/: | 4/16 | 4/16 | 4/16 | 4/16 |
| Second to third.....inches plus fiber length 1/: | 7/16 | 7/16 | 7/16 | 7/16 |
| Third to fourth.....inches plus fiber length 1/: | 10/16 | 10/16 | 10/16 | 10/16 |
| 7. LONG DRAFT ROVING (8 x 4, 2 apron type) | | | | |
| Standard atmospheric conditions: | | | | |
| Temperature.....degrees F: | 75 | 75 | 75 | 75 |
| Relative humidity.....percent: | 60 | 60 | 60 | 60 |
| Sliver fed.....grains per yard: | 70 | 55 | 55 | 44 |
| Roving delivered.....hank: | 1.10 | 1.80 | 1.80 | 4.25 |
| Spindle speed.....r.p.m.: | 1235 | 1235 | 1235 | 1235 |
| Roll settings (center to center) | | | | |
| First to second, standard.....inches: | 2-1/4 | 2-1/4 | 2-1/4 | 2-1/4 |
| Third to fourth.....inches plus fiber length 1/: | 1/4 | 1/4 | 1/4 | 1/4 |
| 8. LONG DRAFT SPINNING (two apron type) | | | | |
| Standard atmospheric conditions: | | | | |
| Temperature.....degrees F: | 75 | 75 | 75 | 75 |
| Relative humidity.....percent: | 65 | 65 | 65 | 65 |
| Roving fed single.....hank: | 1.10 | 1.80 | 1.80 | 4.25 |
| Twist multiplier.....number: | 4.4 | 4.0 | 3.8 | 3.6 |
| Carded yarns.....number 2/: | 8s & 22s | 22s & 50s | 22s & 50s | - |
| Combed yarns.....number: | - | - | 22s & 50s | 50s & 80s |
| Spindle speed.....r.p.m. 3/: | 9000 | 9000 | 9000 | 9000 |
| Roll settings (center to center): | | | | |
| First to second, standard.....inches: | 2-1/16 | 2-1/16 | 2-1/16 | 2-1/16 |
| Second to third, standard.....inches: | 1-3/4 | 1-3/4 | 1-3/4 | 1-3/4 |

1/ Fiber lengths shown are in terms of "pulls" made on card sliver which are approximate equivalents of Fibrograph upper half mean lengths used in laboratory procedure.

2/ Additional yarn is spun for selected lots on a 96 spindle wide gauge frame at 9,000 r.p.m. spindle speed to determine the spinning potential yarn number or the finest yarn number that can be spun without end-breakage.

3/ All standard yarn numbers are spun on narrow gauge frames with spindle speeds of 9,000 r.p.m. except for 8s which are spun on a wide gauge frame with spindle speed of 5,500 r.p.m.

setting than for the longer staple cottons because smaller comber waste percentages are usually extracted from this cotton in commercial practice.

Neps in card web are reported for all cottons tested. A desirable feature of any cotton is its relative freedom from neps because they may be a source of trouble in manufacturing yarns and fabrics. The occurrence of neps in appreciable numbers detracts from the appearance of these products, especially when they are to be dyed or printed, as the neps absorb dye unevenly and appear as spots on the material. When the nep count in card web is high, the cotton is likely to produce rough and neppy yarns, as there is a relationship between yarn appearance and nep count. Excessive neppiness, therefore, limits the uses for which the cotton is suitable. The following adjective descriptions will serve to classify cottons from the standpoint of neppiness, when carded at the standard rates of card production:

Number of neps per 100 square inches of card web

Low.....15 and below
Average.....16 to 30
High.....31 to 45
Very high.....46 and above

Yarn strength is perhaps the most important and reliable test of yarn quality. Yarn strength not only determines the range of usefulness of a given cotton, but is also an indication of spinning and weaving performance. Yarn strength is reported in terms of skein strength since studies have shown that such strength values are more closely related to fabric strength as well as to fiber properties than single strand yarn strength. Skein strength data for each yarn number and the average "break factor" for gray or natural yarn (number x strength) for the two numbers spun, are reported for each lot. The relative yarn strength of specific cottons as compared with the average yarn strength for cottons of the same staple length may be obtained by comparing the break factor reported with the comparable average values shown at the end of this section of the report (table 15).

Skein strength of mercerized 50s combed yarn, when compared with strength of gray yarn, provides an indication of the relative response of different cottons from the standpoint of increase in yarn strength resulting from the mercerization process.

Yarn elongation results were obtained in connection with skein strength tests. These data are to be used in analyses to investigate their relationship to other test measures.

Yarn appearance refers to the relative evenness, smoothness and freedom from foreign material of the yarn as evaluated by a visual comparison of the yarn with the standards adopted by the American Society for Testing Materials. Since appearance is very important in many types of cotton products, high yarn appearance grades are desirable. Index values shown in the tables represent the average of the appearance indices for both yarn numbers spun. The following descriptive designations will aid in evaluating the results reported:

Table 15.--Cotton: Average or standard skein strength and break factors for specified yarn number combinations and classers' staple lengths

| Type of cotton and classers' staple length | Average or standard skein strength for | | | | | |
|---|---|---|---|---|---|---|
| | Carded yarns | | | Combed yarns | | |
| | Coarse | Fine | Average | Coarse | Fine | Average |
| Inches | Pounds | Pounds | Lb.x No. | Pounds | Pounds | Lb.x No. |
| AMERICAN UPLAND | | | | | | |
| Short staple group: | 8s | 22s | 8s & 22s | | | |
| 13/16 | 228.1 | 72.2 | 1707 | | | |
| 7/8 | 255.0 | 81.9 | 1921 | | | |
| 29/32 | 268.4 | 86.8 | 2028 | | | |
| 15/16 | 281.8 | 91.7 | 2136 | | | |
| 31/32 | 295.3 | 96.6 | 2244 | | | |
| 1 | 308.7 | 101.5 | 2351 | | | |
| Medium staple group: | 22s | 50s | 22s & 50s | | | |
| 31/32 | 96.6 | 33.0 | 1888 | | | |
| 1 | 101.5 | 35.2 | 1996 | | | |
| 1-1/32 | 106.4 | 37.3 | 2103 | | | |
| 1-1/16 | 111.2 | 39.5 | 2211 | | | |
| 1-3/32 | 116.1 | 41.6 | 2317 | | | |
| 1-1/8 | 121.0 | 43.8 | 2426 | | | |
| Long staple group: | 22s | 50s | 22s & 50s | 22s | 50s | 22s & 50s |
| 1-3/32 | 116.1 | 41.6 | 2317 | 133.6 | 47.8 | 2665 |
| 1-1/8 | 121.0 | 43.8 | 2426 | 139.2 | 50.3 | 2789 |
| 1-5/32 | 125.9 | 45.9 | 2532 | 144.8 | 52.8 | 2913 |
| 1-3/16 | 130.8 | 48.1 | 2641 | 150.4 | 55.2 | 3034 |
| 1-7/32 | 135.7 | 50.2 | 2748 | 156.0 | 57.7 | 3159 |
| 1-1/4 | 140.5 | 52.4 | 2856 | 161.6 | 60.2 | 3283 |
| 1-5/16 | 150.3 | 56.7 | 3071 | 172.9 | 65.1 | 3529 |
| AMERICAN EGYPTIAN | | | | | | |
| Extra long staple group: | | | | 50s | 80s | 50s & 80s |
| 1-3/8 | | | | 64.7 | 33.1 | 2942 |
| 1-7/16 | | | | 69.4 | 36.0 | 3175 |
| 1-1/2 | | | | 74.1 | 39.0 | 3412 |
| 1-9/16 | | | | 78.8 | 41.9 | 3646 |

1/ Yarn numbers listed are those normally spun for the specified group of samples and the averages for the 2 yarn numbers are expressed as pounds strength times yarn number or break factor.

Yarn Appearance Grades

| Grade | Designation | Index |
|---|---|---|
| A and above | Excellent | 130 |
| B+ | Very good | 120 |
| B | Good | 110 |
| C+ | Average | 100 |
| C | Fair | 90 |
| D+ | Poor | 80 |
| D | Very poor | 70 |
| BG | Below grade | 60 |

Yarn imperfections are reported for the two yarn numbers spun for each lot of cotton. These results were obtained on "Neptel" instruments which electronically count the abrupt changes in the silhouette of the yarn while passing it through a beam of light. They are expressed as the number of imperfections per 50 yards of yarn and are based on the average of 10 determinations. This value is an instrument measure of product quality which is associated with the characteristics of the cotton. It is more highly correlated with fiber properties than either neps in card web or yarn appearance grade. The following descriptive designations for carded yarns will aid in evaluating the results reported:

Number of imperfections per 50 yards of yarn

| Adjective description | Carded yarn number | | |
|---|---|---|---|
| | 8s | 22s | 50s |
| Low | 25 & below | 15 & below | 10 & below |
| Average | 26 - 45 | 16 - 30 | 11 - 20 |
| High | 46 - 65 | 31 - 45 | 21 - 30 |
| Very high | 66 & above | 46 & above | 31 & above |

Spinning Potential yarn number indicates the finest yarn number that can be spun from a cotton sample without any end-breakage when using specific processing procedures. In performing these tests, the yarn number to spin is selected from a list of desired yarn numbers calculated to represent the middle of the range of yarn numbers spun with each traveler number and twist gear. New travelers, draft gears, and twist gears are installed for the selected yarn number and it is spun for a 15-minute trial period. The yarn number selected is considered acceptable if there is an end-breakage involving 5 to 15 of the 96 spindles employed during the trial run. If end-breakages occur on less than 5 or more than 15 of the 96 spindles during the trial period, a different yarn number is selected to be spun for another 15 minute trial period until the acceptable end-breakage rate is obtained. The acceptable trial period is also used for a warm-up period which is followed by a 1-hour test period. The spinning potential yarn number is calculated

from the deviation of the actual yarn number spun from the desired yarn number and the number of spindles with end-breakages during the 1-hour test run. The following tabulation of the average relationship between spinning potential yarn number and staple length based on cottons used in the grade and staple standards will be helpful in evaluating the results for different cottons with respect to spinning performance:

| Staple length<br>Inches | Average spinning potential<br>Yarn number |
|---|---|
| 7/8 | 29 |
| 29/32 | 33 |
| 15/16 | 37 |
| 31/32 | 41 |
| 1 | 45 |
| 1-1/32 | 49 |
| 1-1/16 | 54 |
| 1-3/32 | 58 |
| 1-1/8 | 62 |
| 1-5/32 | 66 |
| 1-3/16 | 70 |

Trash in fabric tests are based on a sample of cloth woven with 22s yarn from the test lot as the filling in a sateen weave. The test sample for each lot is graded visually against 4 standards which have been selected to represent the range of trash. The standards are designated as A, B, C, and D similar to the ASTM yarn appearance standards. The trash in fabric grade provides an indication of the relative amount of trash that was not removed in processing. The following descriptive designations will aid in evaluating the results reported:

Trash in fabric grade

| Grade | Designation | Index |
|---|---|---|
| A & above | Excellent | 130 |
| B+ | Very good | 120 |
| B | Good | 110 |
| C+ | Average | 100 |
| C | Fair | 90 |
| D+ | Poor | 80 |
| D | Very poor | 70 |
| BG | Below grade | 60 |

## Chemical Finishing Tests

Information with respect to the bleaching and dyeing properties of different varieties and growths of cotton is of particular significance to textile manufacturers from the standpoint of providing a basis for avoiding problems that may result from blending different varieties and growths having

different dyeing properties. Data with respect to the chemical finishing properties of the principal varieties and growths of cotton as herein reported may thus be used as a basis for selecting cottons of similar finishing properties. Details of the chemical finishing tests are described in Agricultural Information Bulletin No. 167 - Bleaching, Dyeing, and Mercerizing Test Results on Some Varieties of Cotton Grown by Selected Cotton Improvement Groups, Crop of 1955

Color measurements of cotton yarn samples were made on a Gardner Automatic Color Difference Meter. These values are reported in terms of $R_d$ and b, two of the three scales on the instrument. The $R_d$ scale measures percentages of diffuse reflectance from 0 to 100. The b scale provides a measure of yellowness in the direction of +b and of blueness in the direction of -b. The degree of either yellowness or blueness increases as the scale numbers increase. These data when plotted with $R_d$ on the vertical ordinate and with b on the horizontal ordinate are similar to the color values for raw cotton when plotted in relation to the official grade standards as described in the earlier section on color of raw stock.

While the color factors $R_d$ and b are not independent of each other and should be considered together in any overall interpretation, for many purposes it would be convenient in evaluating results to have them in terms of a single number. For raw cotton the grade index provides one way to do this in a straight forward manner. A similar method has been followed in developing conversion formulae and diagrams for each form of cotton measured for color as a part of the chemical finishing studies of the Cotton Division. In each, the index for Middling is held at 100 and that for Good Ordinary is held close to 70. By use of such indices the color measurements of raw stock, gray yarns, bleached yarns, and bleached and dyed yarns may be converted to a single number specification. For details see "Grade and Color Indexes Developed for Evaluating Results of USDA Cotton Finishing Tests", (AMS-245, June 1958).

Luster measurements of cotton yarn samples were made by means of Hunterlab Cotton Lustermeter. Luster is measured as contrast gloss expressed as a ratio of the specular reflectance to the diffuse reflectance of a sample. The results are expressed on a percentage scale, with high luster at 100 percent and zero luster (matte surface) at 0 percent. The scale of this instrument reads directly in terms of 1-(D/S) which, when multiplied by 100, provides a scale in which 100 percent equals high gloss and 0 equals zero gloss. On this scale gray yarns measure approximately 30 to 40 percent and mercerized yarns generally range from 40 to 50 percent luster. Luster is reported only for those yarns that were mercerized (50s combed). A comparison of the before and after luster data indicates the relative degree of improvement caused by mercerization.

The following adjective descriptions of luster values will serve as an aid in the interpretation of the luster results reported:

Relative percentage of luster of 50s combed yarn

| Gray | Mercerized | Adjective description |
|---|---|---|
| Below 33 | Below 40 | Low |
| 33 - 34 | 40 - 44 | Average |
| Above 34 | Above 44 | High |