



AgEcon SEARCH
RESEARCH IN AGRICULTURAL & APPLIED ECONOMICS

The World's Largest Open Access Agricultural & Applied Economics Digital Library

This document is discoverable and free to researchers across the globe due to the work of AgEcon Search.

Help ensure our sustainability.


Give to AgEcon Search

AgEcon Search
<http://ageconsearch.umn.edu>
aesearch@umn.edu

*Papers downloaded from **AgEcon Search** may be used for non-commercial purposes and personal study only. No other use, including posting to another Internet site, is permitted without permission from the copyright owner (not AgEcon Search), or as allowed under the provisions of Fair Use, U.S. Copyright Act, Title 17 U.S.C.*

SOYBEAN TRADE REPORT: APPENDIX

Section IV



Saleem Shaik, Professor and Director
Kwame Asiam Addey, MS and PhD.
Kekoura Sakouvogui, PhD

Center for Agricultural Policy & Trade Studies
Agribusiness and Applied Economics
North Dakota State University
Fargo, ND-58108, USA

Acknowledgments

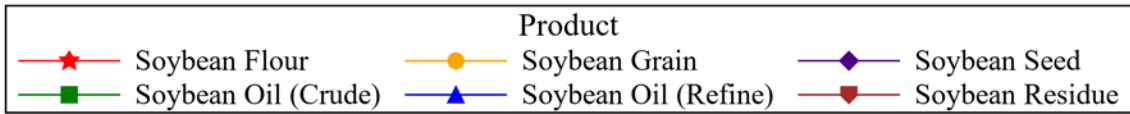
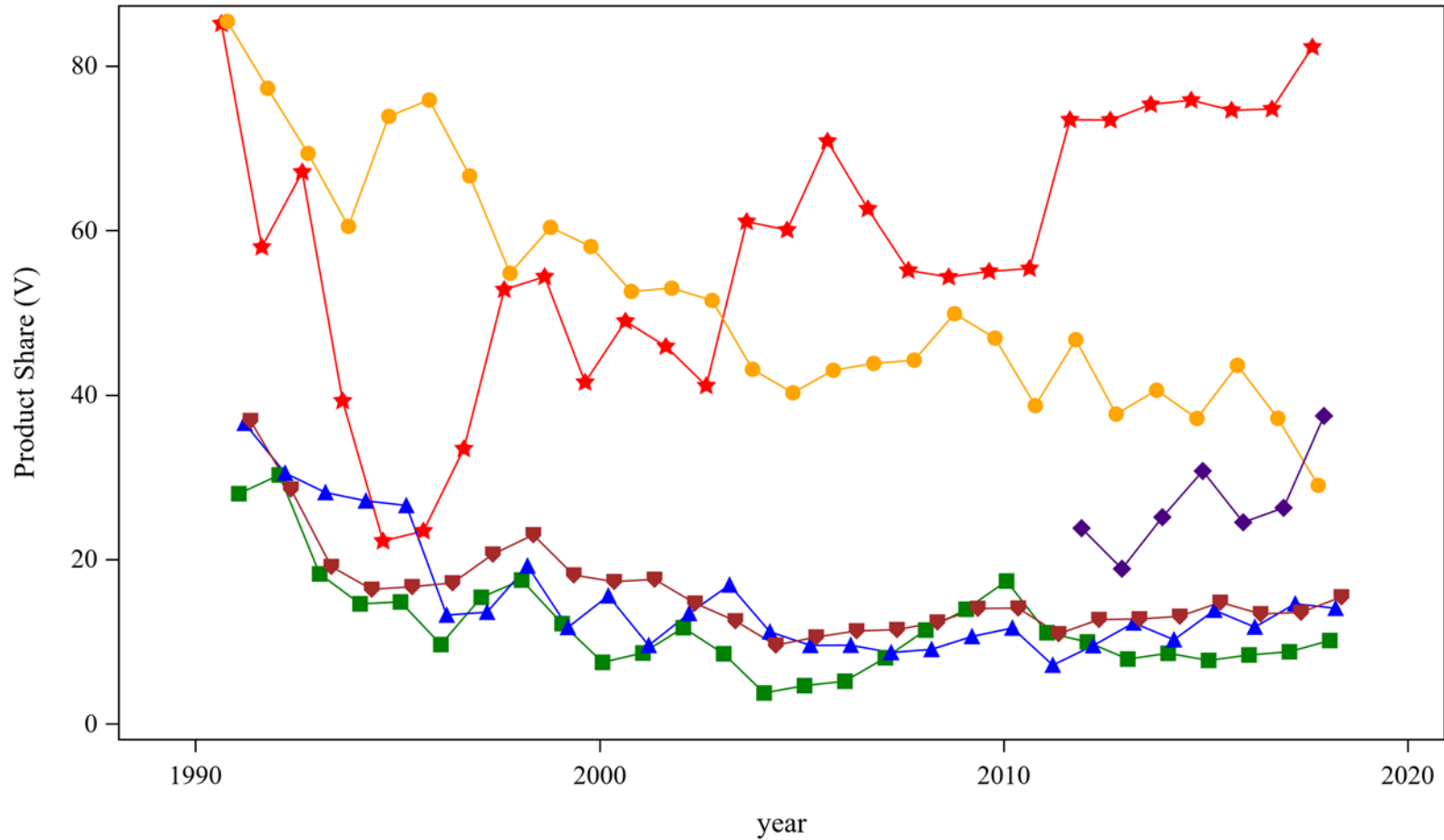
The authors express their gratitude to the North Dakota Soybean Council and North Dakota Soybean Growers' Association for their support, suggestions, comments and several days of discussion during the project. Reviews and suggestions provided by Dr. Bill Wilson and Dr. Frayne Olson are greatly appreciated. Thanks to Ellen Crawford and Edie Nelson for their editorial revisions. All views expressed in this publication are those of the authors and do not reflect the opinions and interest of the supporting organizations or NDSU.

Table of Contents

Section IV: U.S. Temporal Soybean Export	1
Figure 1: U.S. Share of Exports relative to the World, Annual Trends	2
Table 1: U.S. Share of Exports relative to the World, Annual Trends.....	3

Section IV: U.S. Temporal Soybean Export

Figure 1: U.S. Share of Exports relative to the World, Annual Trends



Center for Agricultural Policy & Trade Studies - SS



Table 1: U.S. Share of Exports relative to the World, Annual Trends

	2010	2011	2012	2013	2014	2015	2016	2017	2018
Soybean Flour	55.01	55.38	73.46	73.42	75.32	75.84	74.61	74.77	82.30
Soybean Grain	46.91	38.69	46.72	37.67	40.57	37.14	43.60	37.16	29.01
Soybean Oil (Crude)	17.37	11.09	9.96	7.88	8.58	7.72	8.38	8.77	10.14
Soybean Oil (Refine)	11.66	7.14	9.52	12.28	10.23	13.82	11.77	14.61	14.05
Soybean Residue	14.08	10.95	12.68	12.76	13.08	14.78	13.37	13.55	15.43
Soybean Seed	.	.	23.79	18.86	25.13	30.75	24.51	26.27	37.44

Center for Agricultural Policy & Trade Studies - SS