



AgEcon SEARCH
RESEARCH IN AGRICULTURAL & APPLIED ECONOMICS

The World's Largest Open Access Agricultural & Applied Economics Digital Library

This document is discoverable and free to researchers across the globe due to the work of AgEcon Search.

Help ensure our sustainability.

Give to AgEcon Search

AgEcon Search
<http://ageconsearch.umn.edu>
aesearch@umn.edu

*Papers downloaded from **AgEcon Search** may be used for non-commercial purposes and personal study only. No other use, including posting to another Internet site, is permitted without permission from the copyright owner (not AgEcon Search), or as allowed under the provisions of Fair Use, U.S. Copyright Act, Title 17 U.S.C.*

California Department of Food and Agriculture

Agricultural Commissioners' Crop Reports

Marin County

1985-1989

COUNTY OF MARIN
ANNUAL
LIVESTOCK AND AGRICULTURAL CROP REPORT
1985



AGRICULTURAL COMMISSIONER
CIVIC CENTER
SAN RAFAEL, CALIFORNIA
94903

COUNTY OF MARIN
DEPARTMENT OF AGRICULTURE AND WEIGHTS AND MEASURES
Administration Building
Room 422, Civic Center
San Rafael, California 94903

WILLIAM L. BLACKWELL
Agricultural Commissioner
Director of Weights and Measures

April 1, 1986

Telephones: (415) 499-6349
(415) 499-6060

Mr. Clare Berryhill, Director
California Department of Food and Agriculture

Board of Supervisors
County of Marin:

Gary Giacomini, Chairman
Al Aramburu
Harold C. Brown, Jr.
Robert Roumiguere
Bob Stockwell

Dear Mr. Berryhill and Board Members:


I am pleased to submit the 1985 Annual Livestock and Agricultural Crop Report for the County of Marin, as required by Section 2279 of the California Food and Agricultural Code.

The combined livestock industry represents about 88% of the total gross agricultural value of the county, of which nearly 71% is derived from milk production alone.

Certain categories are combined where production is either of minor importance or necessary to protect the interest of producers of entire crops. The figures presented in this report represent the gross value of agricultural production and do not reflect net income to the growers.

The valuable assistance of those who have provided the information necessary for the compilation of this report is acknowledged and appreciated. Special credit goes to Jack Schrock, Deputy Agricultural Commissioner, who compiled the report.

Respectfully submitted,



WILLIAM L. BLACKWELL
Agricultural Commissioner

WLB:jw

FIELD, FRUIT, NUT & VEGETABLE CROPS

	<u>YEAR</u>	<u>HARVESTED ACREAGE</u>	<u>TOTAL UNITS</u>	<u>UNIT</u>	<u>DOLLAR VALUE</u>	
					<u>PER UNIT</u>	<u>TOTAL</u>
Hay	1984	1,625	3,973	Ton	\$54.70	\$217,323
	1985	1,520	4,129	Ton	52.79	217,970
Silage	1984	2,780	29,665	Ton	15.42	457,434
	1985	1,990	25,426	Ton	18.91	480,805
Pasture, Irrigated	1984	560		Acre	110.00	61,600
	1985	560		Acre	110.00	61,600
Pasture, Other	1984	154,000		Acre	12.00	1,848,000
	1985	154,000		Acre	12.00	1,848,000
Fruits, Nuts & Vegetables	1984	62				161,100
	1985	62				198,273
TOTAL	1984	159,027				\$2,745,457
	1985	158,132				2,806,648

NURSERY PRODUCTS

<u>ITEM</u>	<u>YEAR</u>	<u>PRODUCTION AREA</u>		<u>TOTAL</u>
		<u>HOUSE SQ. FT.</u>	<u>FIELD AREAS</u>	
Nursery Crops *1	1984	209,220	13.5	\$378,560
	1985	209,220	13.5	430,022
Cut Plants *2	1984	233,200	105	1,262,457
	1985	233,200	105	1,262,000
TOTAL	1984	442,420	118.5	\$1,641,017
	1985	442,420	118.5	1,692,022

*1 Ornamental trees, herbaceous perennials, succulents, etc.

*2 Orchids, roses, heather, stocks, lilies, etc.

INVENTORIES OF LIVESTOCK & POULTRY

<u>ITEM</u>	<u>Jan. 1, 1985</u>	<u>Jan. 1, 1986</u>
All Cattle	31,500	26,800
Dairy Cows	20,250	12,200
Beef Cows	4,800	4,900
Stock Sheep	12,850	12,350
Hogs	50	-
Poultry	138,500	92,900

LIVESTOCK AND POULTRY
PRODUCTION AND PRODUCTS

ITEM	YEAR	NUMBER OF HEAD	LIVEWEIGHT (CWT)	UNIT	DOLLAR VALUE	
					PER UNIT	TOTAL
Cattle	1984	15,660	69,961	Cwt.	\$43.84	\$3,067,090
	1985	6,729	58,648	Cwt.	42.00	2,463,216
Lambs	1984	7,980	8,156	Cwt.	58.30	475,494
	1985	9,250	9,435	Cwt.	72.00	679,320
Hogs and Pigs	1984	50	54	Cwt.	50.00	2,700
	1985	-	-	-	-	---
Poultry and Eggs: Hatching	1984					4,254,773
	1985					3,647,210
TOTAL	1984					\$7,800,057
	1985					\$6,789,746

LIVESTOCK PRODUCTS

ITEM	YEAR	PRODUCTION	UNIT	DOLLAR VALUE	
				PER UNIT	TOTAL
Milk: Market	*1984	2,147,000	Cwt.	\$12.84	\$27,567,480
	1985	2,284,000	Cwt.	12.17	27,796,280
Milk: Manuf.	*1984	8,940	Cwt.	11.86	106,028
	1985	6,000	Cwt.	11.06	66,360
Wool:	1984	78,256	Lb.	.606	47,423
	1985	55,600	Lb.	.55	30,580
TOTAL	*1984				\$27,720,931
	1985				\$27,893,220


*Revised

COMPILATION

	<u>1984</u>	<u>1985</u>
Field and Orchard Crops	\$ 2,745,457	\$ 2,806,648
Nursery Crops	1,641,017	1,692,022
Livestock and Poultry	7,800,057	6,789,746
Livestock Products	<u>*27,720,931</u>	<u>27,893,220</u>
	<u>\$39,907,462</u>	<u>\$39,181,636</u>

*Revised

COUNTY OF MARIN
ANNUAL
LIVESTOCK AND AGRICULTURAL CROP REPORT
1986



AGRICULTURAL COMMISSIONER
CIVIC CENTER
SAN RAFAEL, CALIFORNIA 94903



COUNTY OF MARIN
DEPARTMENT OF AGRICULTURE
WEIGHTS AND MEASURES

WILLIAM L. BLACKWELL
Agricultural Commissioner
Director of Weights and Measures

April 1, 1987

Mr. Clare Berryhill, Director
California Department of Food and Agriculture

Board of Supervisors
County of Marin:

Harold C. Brown, Jr., Chairman
Gary Giacomini
Al Aramburu
Robert Roumiguere
Bob Stockwell

Dear Mr. Berryhill and Board Members:

I am pleased to submit the 1986 Annual Livestock and Agricultural Crop Report for the County of Marin, as required by Section 2279 of the California Food and Agricultural Code.

The combined livestock industry represents about 87% of the total gross agricultural value of the county, of which nearly 72% is derived from milk production alone.

Certain categories are combined where production is either of minor importance or necessary to protect the interest of producers of entire crops. The figures presented in this report represent the gross value of agricultural production and do not reflect net income to the growers.

The valuable assistance of those who have provided the information necessary for the compilation of this report is acknowledged and appreciated. Special credit goes to Jack Schrock, Deputy Agricultural Commissioner, who compiled the report.

Respectfully submitted,

A handwritten signature in cursive script that reads "William L. Blackwell".

WILLIAM L. BLACKWELL
Agricultural Commissioner

WLB:jw

Mailing Address:

Civic Center
San Rafael, California 94903

Office Location:

1450 Lucas Valley Road
San Rafael, California

Telephone: (415) 499-6349

LIVESTOCK AND POULTRY
PRODUCTION AND PRODUCTS

<u>ITEM</u>	<u>YEAR</u>	<u>NUMBER OF HEAD</u>	<u>LIVEWEIGHT (CWT)</u>	<u>UNIT</u>	<u>DOLLAR VALUE</u>	
					<u>PER UNIT</u>	<u>TOTAL</u>
Cattle	1985	6,729	58,648	Cwt.	\$42.00	\$2,463,216
	1986	4,448	39,165	Cwt.	44.32	1,735,793
Lambs	1985	9,250	9,435	Cwt.	72.00	679,320
	1986	6,528	6,848	Cwt.	73.80	505,382
Poultry and Eggs:Hatching	1985					3,647,210
	1986					<u>3,485,843</u>
TOTAL	1985					\$6,789,746
	1986					<u>5,727,018</u>

LIVESTOCK PRODUCTS

<u>ITEM</u>	<u>YEAR</u>	<u>PRODUCTION</u>	<u>UNIT</u>	<u>DOLLAR VALUE</u>	
				<u>PER UNIT</u>	<u>TOTAL</u>
Milk: Market	*1985	2,305,420	Cwt.	\$12.17	\$28,056,961
	1986	2,339,100	Cwt.	11.72	27,414,252
Milk: Manuf.	*1985	5,800	Cwt.	11.06	64,148
	1986	22,900	Cwt.	10.80	247,320
Wool:	1985	55,600	Lb.	.55	30,580
	1986	54,024	Lb.	.58	<u>31,334</u>
TOTAL	*1985				\$28,151,689
	1986				<u>27,692,906</u>

*Revised

COMPILATION

	<u>1985</u>	<u>1986</u>
Field and Orchard Crops	\$ 2,806,648	\$ 3,243,764
Nursery Crops	1,692,022	1,869,650
Livestock and Poultry	6,789,746	5,727,018
Livestock Products	<u>*28,151,689</u>	<u>27,692,906</u>
	\$39,440,105	\$38,533,338

*Revised

FIELD, FRUIT, NUT & VEGETABLE CROPS

	YEAR	HARVESTED	TOTAL	UNIT	DOLLAR VALUE	
		ACREAGE	UNITS		PER UNIT	TOTAL
Hay	1985	1,520	4,129	Ton	\$52.79	\$217,970
	1986	1,500	3,242	Ton	61.81	200,388
Silage	1985	1,990	25,426	Ton	18.91	480,805
	1986	2,140	25,296	Ton	15.29	386,776
Pasture, Irrigated	1985	560		Acre	110.00	61,600
	1986	560		Acre	110.00	61,600
Pasture, Other	1985	154,000		Acre	12.00	1,848,000
	1986	154,000		Acre	15.00	2,310,000
Fruits, Nuts & Vegetables	1985	62				198,273
	1986	120				285,000
TOTAL	1985	158,132				\$2,806,648
	1986	158,320				3,243,764

NURSERY PRODUCTS

ITEM	YEAR	PRODUCTION AREA		TOTAL
		HOUSE SQ. FT.	FIELD AREAS	
Nursery Crops *1	1985	209,220	13.5	\$430,022
	1986	113,500	12.5	265,100
Cut Plants *2	1985	233,200	105	1,262,000
	1986	225,000	90	1,604,550
TOTAL	1985	442,420	118.5	1,692,022
	1986	338,500	102.5	\$1,869,650

*1 Ornamental trees, herbaceous perennials, succulents, etc.

*2 Orchids, roses, heather, stocks, lilies, etc.

INVENTORIES OF LIVESTOCK & POULTRY

ITEM	Jan. 1, 1986	Jan. 1, 1987
All Cattle	26,800	20,000
Dairy Cows	12,200	12,200
Beef Cows	4,900	4,500
Stock Sheep	12,350	12,000
Poultry	92,900	88,900

COUNTY OF MARIN
ANNUAL
LIVESTOCK AND AGRICULTURAL CROP REPORT
1987



AGRICULTURAL COMMISSIONER
CIVIC CENTER
SAN RAFAEL, CALIFORNIA 94903



COUNTY OF MARIN
DEPARTMENT OF AGRICULTURE
WEIGHTS AND MEASURES

April 1, 1988

WILLIAM L. BLACKWELL
Agricultural Commissioner
Director of Weights and Measures

Mr. Jack C. Parnell, Director
California Department of Food and Agriculture

Board of Supervisors
County of Marin

Al Aramburu, Chairman
Gary Giacomini
Harold C. Brown, Jr.
Robert Roumiguere
Bob Stockwell

Dear Mr. Parnell and Board Members:

I am pleased to submit the 1987 Annual Livestock and Agricultural Crop Report for the County of Marin, as required by Section 2279 of the California Food and Agricultural Code.

The combined livestock industry represents about 87% of the total gross agricultural value of the county, of which nearly 70% is derived from milk production alone.

Certain categories are combined where production is either of minor importance or necessary to protect the interest of producers of entire crops. The figures presented in this report represent the gross value of agricultural production and do not reflect net income to the growers.

The valuable assistance of those who have provided the information necessary for the compilation of this report is acknowledged and appreciated. Special credit goes to Jack Schrock, Deputy Agricultural Commissioner, who compiled the report.

Respectfully submitted,

A handwritten signature in cursive script that reads "William L. Blackwell".

WILLIAM L. BLACKWELL
Agricultural Commissioner

WLB:jw

Attachment

Mailing Address:
Civic Center
San Rafael, California 94903

Telephone: (415) 499-6349

Office Location:
1450 Lucas Valley Road
San Rafael, California

1987

FIELD, FRUIT, NUT & VEGETABLE CROPS

	<u>YEAR</u>	<u>HARVESTED</u>		<u>TOTAL</u>	<u>UNIT</u>	<u>DOLLAR VALUE</u>	
		<u>ACREAGE</u>	<u>UNITS</u>			<u>PER UNIT</u>	<u>TOTAL</u>
Hay	1986	1,500	3,242	Ton	\$61.81	\$200,388	
	1987	1,500	3,188	Ton	64.12	204,415	
Silage	1986	2,140	25,296	Ton	15.29	386,776	
	1987	2,140	23,412	Ton	15.97	373,890	
Pasture, Irrigated	1986	560		Acre	110.00	61,600	
	1987	560		Acre	110.00	61,600	
Pasture, Other	1986	154,000		Acre	15.00	2,310,000	
	1987	154,000		Acre	15.00	2,310,000	
Fruits, Nuts & Vegetables	1986	120				285,000	
	1987	120				507,860	
TOTAL	1986	158,320				\$3,243,764	
	1987	158,320				3,457,765	

NURSERY PRODUCTS

<u>ITEM</u>	<u>YEAR</u>	<u>PRODUCTION AREA</u>		<u>TOTAL</u>
		<u>HOUSE</u>	<u>FIELD</u>	
		<u>SQ. FT.</u>	<u>AREAS</u>	
Nursery Crops *1	1986	113,500	12.5	\$265,100
	1987	215,000	8.0	437,750
Cut Plants *2	1986	225,000	90	1,604,550
	1987	80,000	95	1,239,000
TOTAL	1986	338,500	102.5	\$1,869,650
	1987	295,000	103.0	1,676,750

*1 Ornamental trees, herbaceous perennials, succulents, etc.

*2 Orchids, roses, heather, stocks, lilies, etc.

INVENTORIES OF LIVESTOCK & POULTRY

<u>ITEM</u>	<u>Jan. 1, 1987</u>	<u>Jan. 1, 1988</u>
All Cattle	20,000	19,000
Dairy Cows	12,200	12,500
Beef Cows	4,500	4,200
Stock Sheep	12,000	10,700
Poultry	88,900	92,600

LIVESTOCK AND POULTRY
PRODUCTION AND PRODUCTS

<u>ITEM</u>	<u>YEAR</u>	<u>NUMBER OF HEAD</u>	<u>LIVEWEIGHT (CWT)</u>	<u>UNIT</u>	<u>DOLLAR VALUE</u>	
					<u>PER UNIT</u>	<u>TOTAL</u>
Cattle	1986	4,448				\$1,735,793
	1987	7,411				2,213,619
Lambs	1986	6,528	6,848	Cwt.	73.00	499,904
	1987	6,973	7,014	Cwt.	83.60	586,370
Poultry and Eggs:Hatching	1986					3,485,843
	1987					<u>3,902,850</u>
TOTAL	1986					\$5,721,540
	1987					6,702,839

LIVESTOCK PRODUCTS

<u>ITEM</u>	<u>YEAR</u>	<u>PRODUCTION</u>	<u>UNIT</u>	<u>DOLLAR VALUE</u>	
				<u>PER UNIT</u>	<u>TOTAL</u>
Milk: Market	*1986	2,339,101	Cwt.	\$11.72	\$27,414,264
	1987	2,371,530	Cwt.	11.41	27,059,157
Milk: Manuf.	*1986	22,898	Cwt.	10.80	247,298
	1987	5,927	Cwt.	10.47	62,056
Wool:	1986	54,024	Lb.	.58	31,334
	1987	70,850	Lb.	.66	<u>46,761</u>
TOTAL	1986				\$27,692,896
	1987				27,167,974

*Revised

COMPILATION

	<u>1986</u>	<u>1987</u>
Field and Orchard Crops	\$ 3,243,764	3,457,765
Nursery Crops	1,869,650	1,676,750
Livestock and Poultry	5,721,540	6,702,839
Livestock Products	<u>27,692,896</u>	<u>27,167,974</u>
	\$38,527,850	\$39,005,328

COUNTY OF MARIN

LIVESTOCK AND AGRICULTURAL CROP REPORT

1988



AGRICULTURAL COMMISSIONER

CIVIC CENTER

SAN RAFAEL, CA 94903



COUNTY OF MARIN
DEPARTMENT OF AGRICULTURE
WEIGHTS AND MEASURES

April 1, 1989

WILLIAM L. BLACKWELL
Agricultural Commissioner
Director of Weights and Measures

Jack C. Parnell, Director
California Department of Food and Agriculture

Board of Supervisors
County of Marin

Bob Stockwell, Chairman
Al Aramburu
Harold C. Brown, Jr.
Gary Giacomini
Robert Roumiguere

Dear Mr. Parnell and Board Members:

I am pleased to submit the 1988 Annual Livestock and Agricultural Crop Report for the County of Marin.

Agriculture continues to be a valuable asset to Marin County, contributing well over 39 million dollars to the local economy.

The combined livestock industry represents about 86% of the total gross agricultural value of the county, of which 66% is derived from milk production alone. This year's increase in livestock values reflect changes in the reported number of cattle and not necessarily a significant change in production.

Certain categories are combined where production is either of minor importance or necessary to protect the interest of producers of entire crops. The figures presented in this report represent the gross value of agricultural production and do not reflect net income to the growers.

I wish to express my appreciation to those who have provided the information necessary for this report. Special credit goes to Andrea deGrassi and Jack Schrock for compiling this report.

Sincerely,

WILLIAM L. BLACKWELL
Agricultural Commissioner

WLB:jw

Mailing Address:
Civic Center
San Rafael, California 94903

Telephone: (415) 499-6349

Office Location:
1450 Lucas Valley Road
San Rafael, California

FIELD, FRUIT, NUT & VEGETABLE CROPS

	YEAR	HARVESTED ACREAGE	TOTAL UNITS	UNIT	DOLLAR VALUE	
					PER UNIT	TOTAL
Hay	1987	1,500	3,188	Ton	\$ 64.12	\$204,415
	1988	2,500	7,476	Ton	59.85	447,439
Silage	1987	2,140	23,412	Ton	15.97	373,890
	1988	2,600	25,740	Ton	17.34	446,332
Pasture, Irrigated	1987	560		Acre	110.00	61,600
	1988	560		Acre	110.00	61,600
Pasture, Other	1987	154,000		Acre	15.00	2,310,000
	1988	154,000		Acre	15.00	2,310,000
Fruits, Nuts & Vegetables	1987	120				507,860
	1988	120				816,500
TOTAL	1987	158,320				\$3,457,765
	1988	159,780				4,081,871

NURSERY PRODUCTS

ITEM	YEAR	PRODUCTION AREA		TOTAL
		HOUSE SQ. FT.	FIELD AREAS	
Nursery Crops #1	1987	215,000	8.0	\$ 437,750
	1988	30,500	7.5	456,300
Cut Plants #2	1987	80,000	95	1,239,000
	1988	233,600	80	1,090,000
TOTAL	1987	295,000	103.0	\$1,676,750
	1988	264,100	87.5	1,546,300

*1 Ornamental trees, herbaceous perennials, succulents, etc.

*2 Orchids, roses, heather, stocks, lilies, etc.

INVENTORIES OF LIVESTOCK & POULTRY

ITEM	Jan. 1, 1988	Jan. 1, 1989
All Cattle	19,000	27,900
Dairy Cows	12,500	12,900
Beef Cows	4,200	5,000
Stock Sheep	10,700	12,000
Poultry	92,600	88,900

**LIVESTOCK AND POULTRY
PRODUCTION AND PRODUCTS**

ITEM	YEAR	NUMBER OF HEAD	LIVEWEIGHT (CWT)	UNIT	DOLLAR VALUE	
					PER UNIT	TOTAL
Cattle	1987	7,411				\$2,213,619
	1988	13,323				5,235,939
Lambs	1987	6,973	7,014	Cwt.	83.60	586,370
	1988	6,882	7,536	Cwt.	66.00	497,376
Poultry and Eggs:Hatching	1987					\$3,902,850
	1988					2,055,356
TOTAL	1987					\$6,702,839
	1988					7,788,671

LIVESTOCK PRODUCTS

ITEM	YEAR	PRODUCTION	UNIT	DOLLAR VALUE	
				PER UNIT	TOTAL
Milk: Market	*1987	2,370,761	Cwt.	\$11.41	\$27,050,383
	1988	2,419,666	Cwt.	10.88	26,325,966
Milk: Manuf.	*1987	5,801	Cwt.	10.47	60,736
	1988	5,355	Cwt.	9.89	52,961
Wool	1987	70,850	Lb.	.66	46,761
	1988	65,640	Lb.	.88	57,763
TOTAL	*1987				\$27,157,880
	1988				26,436,690


COMPILATION

	1987	1988
Field and Orchard Crops	\$3,457,765	\$4,081,871
Nursery Crops	1,676,750	1,546,300
Livestock and Poultry	6,702,839	7,788,671
Livestock Products	*27,157,880	26,436,690
	*\$38,995,234	\$39,853,532

*Revised

COUNTY OF MARIN

**LIVESTOCK AND AGRICULTURAL CROP REPORT
1989**



AGRICULTURAL COMMISSIONER

CIVIC CENTER

SAN RAFAEL, CA 94903



COUNTY OF MARIN
DEPARTMENT OF AGRICULTURE
WEIGHTS AND MEASURES

April 1, 1990

WILLIAM L. BLACKWELL
Agricultural Commissioner
Director of Weights and Measures

Henry Voss, Director
California Department of Food and Agriculture

Board of Supervisors
County of Marin
Robert Roumiguere, Chairman
Al Aramburu
Harold C. Brown, Jr.
Gary Giacomini
Bob Stockwell

Dear Mr. Voss and Board Members:

I am pleased to submit the 1989 Annual Livestock and Agricultural Crop Report for the County of Marin.

Agriculture continues to be a valuable asset to Marin County, contributing well over 42 million dollars to the local economy.

The combined livestock industry represents about 87% of the total gross agricultural value of the county, of which 70% is derived from milk production alone. This year's increase in livestock values reflect changes in the reported number of cattle and not necessarily a significant change in production.

Certain categories are combined where production is either of minor importance or necessary to protect the interest of producers of entire crops. The figures presented in this report represent the gross value of agricultural production and do not reflect net income to the growers.

I wish to express my appreciation to those who have provided the information necessary for this report. Special credit goes to Andrea deGrassi and Jack Schrock for compiling this report.

Sincerely,

William L. Blackwell
Agricultural Commissioner
WLB:jw

Mail: Civic Center
San Rafael, CA 94903

(415) 499-6349

1450 Lucas Valley Road
San Rafael

FIELD, FRUIT, NUT, & VEGETABLE CROPS

	YEAR	HARVESTED ACREAGE	TOTAL		DOLLAR VALUE	
			UNITS	UNIT	PER UNIT	TOTAL
Hay	1988	2,500	7,476	Ton	\$59.85	\$447,439
	1989	2,250	6,007		59.44	357,086
Silage	1988	2,600	25,740	Ton	17.34	446,332
	1989	2,650	27,507		20.53	564,718
Pasture, Irrigated	1988	560		Acre	110.00	61,600
	1989	560			110.00	61,600
Pasture, Other	1988	154,000		Acre	15.00	2,310,000
	1989	154,000			15.00	2,310,000
Fruits, Nuts & Vegetables	1988	120				816,500
	1989	120				769,089
TOTAL	1988	159,780				\$4,081,871
	1989	159,580				\$4,062,493

NURSERY PRODUCTS

ITEM	YEAR	PRODUCTION AREA		TOTAL
		HOUSE SQ. FT.	FIELD AREAS	
Nursery	*1988	264,000	87.5	\$1,546,300
	*1989	231,000	86.0	1,316,419

*Nursery Crops and Cut Plants combined for the 1989 Report

INVENTORIES OF LIVESTOCK & POULTRY

ITEM	January 1, 1989	January 1, 1990
All Cattle	27,900	21,200
Dairy Cows	12,900	13,600
Beef Cows	5,000	5,400
Stock Sheep	12,000	11,900
Poultry	88,900	40,950

LIVESTOCK AND POULTRY

ITEM	YEAR	NUMBER OF HEAD	DOLLAR VALUE TOTAL
Cattle	1988	13,323	\$5,235,939
	1989	7,444	2,906,854
Lambs	1988	6,882	497,376
	1989	7,300	531,170
Poultry and Eggs-Hatching	1988		\$2,055,356
	1989		4,083,150
TOTAL	1988		\$7,788,671
	1989		7,521,174

LIVESTOCK PRODUCTS

ITEM	YEAR	PRODUCTION	UNIT	DOLLAR VALUE	
				PER UNIT	TOTAL
Milk: Market	*1988	2,419,665	Cwt.	10.88	\$26,325,955
	1989	2,396,398		12.34	29,571,551
Milk: Manuf.	*1988	4,810	Cwt.	9.89	47,571
	1989	1,955		11.60	22,678
Wool	1988	65,640	Lb.	.88	57,763
	1989	61,200		.68	41,616
TOTAL	*1988				\$26,431,289
	1989				29,635,845

COMPILATION

	1988	1989
Field and Orchard Crops	\$4,081,871	4,062,493
Nursery Crops	1,546,300	1,316,419
Livestock and Poultry	7,788,671	7,521,174
Livestock Products	*26,431,289	29,635,845
TOTAL	*\$39,848,131	\$42,535,931

*Revised