



AgEcon SEARCH
RESEARCH IN AGRICULTURAL & APPLIED ECONOMICS

The World's Largest Open Access Agricultural & Applied Economics Digital Library

This document is discoverable and free to researchers across the globe due to the work of AgEcon Search.

Help ensure our sustainability.

Give to AgEcon Search

AgEcon Search
<http://ageconsearch.umn.edu>
aesearch@umn.edu

*Papers downloaded from **AgEcon Search** may be used for non-commercial purposes and personal study only. No other use, including posting to another Internet site, is permitted without permission from the copyright owner (not AgEcon Search), or as allowed under the provisions of Fair Use, U.S. Copyright Act, Title 17 U.S.C.*

California Department of Food and Agriculture

Agricultural Commissioners' Crop Reports

Marin County

1990-1994

COUNTY OF MARIN

**LIVESTOCK AND AGRICULTURAL
CROP REPORT**

1990



AGRICULTURAL COMMISSIONER



COUNTY OF MARIN
DEPARTMENT OF AGRICULTURE
WEIGHTS AND MEASURES

1652 NOVATO BLVD
NOVATO, CA 94947

JACK SCHROCK
DEPUTY COMMISSIONER/DIRECTOR

(415) 899-8601

April 1, 1991

Henry Voss, Director
California Department of Food and Agriculture

Board of Supervisors
County of Marin

Gary Giacomini, Chairman
Al Aramburu
Brady Bevis
Harold C. Brown, Jr.
Robert Roumiguere

Dear Mr. Voss and Board Members:

I am pleased to submit the 1990 Annual Livestock and Agricultural Crop Report for the County of Marin.

Agriculture continues to be a valuable asset to Marin County, contributing well over 45 million dollars to the local economy.

The combined livestock industry represents about 84% of the total gross agricultural value of the county, of which 65% is derived from milk production alone.

Certain categories are combined where production is either of minor importance or necessary to protect the interest of producers of entire crops. The figures presented in this report represent the gross value of agricultural production and do not reflect net income to the growers.

Of special note is the welcome addition of aquaculture to the Marin County Crop Report. Adding to the diversity of county agriculture, oysters, clams and mussels are farmed in the Tomales Bay and Drakes Estero.

I wish to express my appreciation to those who have provided the information necessary for this report. Special credit goes to Andrea deGrassi for compiling this report.

This report is dedicated in memory of Agricultural Commissioner William L. Blackwell, who passed away March 20, 1991.

Sincerely,

J. W. Schrock
Acting Agricultural Commissioner

JWS:jw

FIELD, FRUIT, NUT & VEGETABLE CROPS

	YEAR	HARVESTED ACREAGE	TOTAL UNITS	UNIT	DOLLAR VALUE PER UNIT	TOTAL
Hay	1989	2,250	6,007	Ton	59.44	\$357,086
	1990	2,500	6,545		58.55	383,230
Silage	1989	2,650	27,507	Ton	20.53	564,718
	1990	2,298	25,239		21.23	535,862
Pasture, Irrigated	1989	560		Acre	110.00	61,600
	1990	820			110.00	90,200
Pasture, Other	1989	154,000		Acre	15.00	2,310,000
	1990	154,000			15.00	2,310,000
Fruits, Nuts	1989	120				769,089
& Vegetables	1990	100				984,702
TOTAL	1989	159,580				\$4,062,493
	1990	159,718				\$4,303,994

NURSERY PRODUCTS

ITEM	YEAR	PRODUCTION HOUSE SQ. FT.	AREA FIELD AREAS	TOTAL
Nursery	*1989	231,000	86.0	\$1,316,419
	*1990	231,000	67.0	1,306,519

* Nursery Crops and Cut Plants combined for the 1989 Report

INVENTORIES OF LIVESTOCK & POULTRY

ITEM	January 1, 1990	January 1, 1991
All Cattle	21,200	22,100
Dairy Cows	13,600	12,400
Beef Cows	5,400	5,600
Stock Sheep	11,900	14,000
Poultry	40,950	147,485

LIVESTOCK AND POULTRY

ITEM	YEAR	NUMBER OF HEAD	DOLLAR VALUE TOTAL
Cattle	1989	7,444	\$2,906,854
	1990	7,800	2,776,680
Lambs	1989	7,300	531,170
	1990	9,520	477,120
Poultry and Eggs:Hatching	1989		4,083,150
	1990		5,428,812
TOTAL	1989		\$7,521,174
	1990		8,682,612

LIVESTOCK PRODUCTS

ITEM	YEAR	PRODUCTION	UNIT	DOLLAR VALUE	
				PER UNIT	TOTAL
Milk: Market	1989	2,396,398	Cwt.	12.34	\$29,571,551
	1990	2,478,528		11.96	29,649,915
Milk: Manuf.	1989	1,955	Cwt.	11.60	22,678
	1990	1,204		10.61	12,775
Wool	1989	61,200	Lb.	.68	41,616
	1990	79,336		.37	29,221
TOTAL	1989				\$29,635,845
	1990				29,691,911

AQUACULTURE PRODUCTS

	YEAR	PRODUCTION	ACREAGE	DOLLAR VALUE
Oysters, Clams, Mussels	1990	1245		\$1,808,186

COMPILATION

	1989	1990
Field and Orchard Crops	\$4,062,493	4,303,994
Nursery Crops	1,316,419	1,306,519
Livestock and Poultry	7,521,174	8,682,612
Livestock Products	29,635,845	29,691,911
Aquaculture Products	not available	1,808,186
TOTAL	\$42,535,931	\$45,793,222

MARIN COUNTY ANNUAL SUSTAINABLE AGRICULTURE REPORTING

In accordance with Section 2272 of the Food and Agriculture Code:

<u>Agent</u>	<u>Scope of Program</u>
Yellow Star Thistle Weevil	1 site
Klamath Weed Weevil	1 site
Gorse Seed Weevil	County-wide distribution
Scotch Broom Seed Weevil	County-wide distribution
Scotch Broom Stem Boring Moth	County-wide distribution
Puncture Vine Weevil	Highway 101 corridor

PEST PREVENTION

Exclusion	10,858 shipments of plant material inspected - UPS Postal, Federal Express, and Trucks	150 shipments quarantined for violation of plant quarantine laws
Detection	175 county traps and 917 state traps placed to detect exotic insects.	

ORGANIC FARMS

<u>Crop</u>	<u>Number of Farms</u>	<u>Estimated Acres</u>
Fruits and Vegetables	4	67

COUNTY OF MARIN

**LIVESTOCK AND AGRICULTURAL
CROP REPORT**

1991



AGRICULTURAL COMMISSIONER



COUNTY OF MARIN
DEPARTMENT OF AGRICULTURE
WEIGHTS AND MEASURES

JACK SCHROCK
Commissioner/Director

ANDREA DEGRASSI
DEPUTY COMMISSIONER / DIRECTOR

April 1, 1992

Henry Voss, Director
California Department of Food and Agriculture

Board of Supervisors
County of Marin

Harold C. Brown, Jr., Chairman
Al Aramburu
Brady Bevis
Gary Giacomini
Robert Roumiguere

Dear Mr. Voss and Board Members:

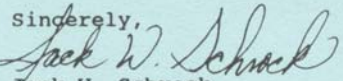
I am pleased to submit the 1991 Annual Livestock and Agricultural Crop Report for the County of Marin.

Agriculture continues to be a valuable asset to Marin County, contributing well over 42 million dollars to the local economy. However, the drought and freeze made 1991 a tougher year for ranchers, and is reflected in a 3 million dollar drop in agriculture production value (7%) from 1990.

The combined livestock industry represents about 83% of the total gross agricultural value of the county, of which 64% is derived from milk production alone.

Certain categories are combined where production is either of minor importance or necessary to protect the interest of producers of entire crops. The figures presented in this report represent the gross value of agricultural production and do not reflect net income to the growers.

I wish to express my appreciation to those who have provided the information necessary for this report. Special credit goes to Andrea deGrassi and Anita Sauber for compiling this report.

Sincerely,

Jack W. Schrock
Agricultural Commissioner

JWS:jw

Telephone: (415) 899-8601

1682 Novato Blvd
Novato, CA 94947

FAX: (415) 899-8605

FIELD, FRUIT, NUT & VEGETABLE CROPS

	YEAR	HARVESTED ACREAGE	TOTAL UNITS	UNIT	DOLLAR VALUE	
					PER UNIT	TOTAL
Hay	1990	2,500	6,545		58.55	383,230
	1991	1,620	4,902		60.00	294,120
Silage	1990	2,298	25,239		21.23	535,862
	1991	1,770	19,078		22.03	440,115
Pasture, Irrigated	1990	820			110.00	90,200
	1991	820			110.00	90,200
Pasture, Other	1990	154,000			15.00	2,310,000
	1991	154,000			15.00	2,310,000
Fruits, Nuts	1990	100				984,702
& Vegetables	1991	134				1,097,029
<hr/>						
TOTAL	1990	159,718				\$4,303,994
	1991	158,344				4,231,464

NURSERY PRODUCTS

ITEM	YEAR	PRODUCTION AREA		TOTAL
		HOUSE SQ. FT.	FIELD AREAS	
Nursery	*1990	231,000	67.0	1,306,519
	1991	233,730	54.25	1,307,137

* Nursery Crops and Cut Plants combined

INVENTORIES OF LIVESTOCK & POULTRY

ITEM	January 1, 1991	January 1, 1992
All Cattle	21,000*	22,000
Dairy Cows	12,000*	12,800
Beef Cows	5,000*	4,700
Stock Sheep	14,000	14,000
Poultry	147,485	387,263

*revised

LIVESTOCK AND POULTRY

ITEM	YEAR	NUMBER OF HEAD	DOLLAR VALUE TOTAL
Cattle	1990	7,800	\$2,776,680
	1991	6,810	2,897,109
Lambs	1990	9,520	477,120
	1991	8,239	395,390
Poultry and Eggs:Hatching	1990		5,428,812
	1991		4,644,004
TOTAL	1990		\$8,682,612
	1991		7,936,503

LIVESTOCK PRODUCTS

ITEM	YEAR	PRODUCTION	UNIT	DOLLAR VALUE	
				PER UNIT	TOTAL
Milk: Market	1990*	2,477,818	Cwt.	11.96	\$29,634,703*
	1991	2,441,674		11.17	27,273,499
Milk: Manuf.	1990*	1,203	Cwt.	10.61	12,764*
	1991	3,635		10.63	38,640
Wool	1990	79,336	Lb.	.37	29,221
	1991	97,846		.21	20,725
TOTAL	1990				\$29,676,688*
	1991				27,332,864

*revised

AQUACULTURE PRODUCTS

	YEAR	PRODUCTION	ACREAGE	DOLLAR VALUE
Oysters, Clams, Mussels	1990		1245	\$1,808,186
	1991		1260	1,829,528

COMPILATION

	1990	1991
Field and Orchard Crops	\$4,303,994	\$4,231,464
Nursery Crops	1,306,519	1,307,137
Livestock and Poultry	8,682,612	7,936,503
Livestock Products	29,691,911	27,332,864
Aquaculture Products	<u>1,808,186</u>	<u>1,829,528</u>
TOTAL	\$45,793,222	\$42,637,496

MARIN COUNTY ANNUAL SUSTAINABLE AGRICULTURE REPORTING

In accordance with Section 2272 of the Food and Agriculture Code:

<u>Agent</u>	<u>Scope of Program</u>
Yellow Star Thistle Weevil	1 site
Klamath Weed Weevil	1 site
Gorse Seed Weevil	County-wide distribution
Scotch Broom Seed Weevil	County-wide distribution
Scotch Broom Stem Boring Moth	County-wide distribution
Puncture Vine Weevil	Highway 101 corridor
Ash Whitefly parasite (Encarsia sp.)	6 sites

PEST PREVENTION

Exclusion	5,515 shipments of plant material inspected - UPS Postal, Federal Express, and Trucks	89 shipments quarantined for violation of plant quarantine laws
Detection	110 county traps and 908 state traps placed to detect exotic insects.	

ORGANIC FARMS

<u>Crop</u>	<u>Number of Farms</u>	<u>Estimated Acres</u>
Fruits and Vegetables	10	110

COUNTY OF MARIN

**LIVESTOCK AND AGRICULTURAL
CROP REPORT
1992**



AGRICULTURAL COMMISSIONER



COUNTY OF MARIN
DEPARTMENT OF AGRICULTURE
WEIGHTS AND MEASURES

April 1, 1993

JACK SCHROCK
Commissioner/Director

ANDREA DEGRASSI
DEPUTY COMMISSIONER / DIRECTOR

Henry Voss, Director
California Department of Food and Agriculture

Board of Supervisors
County of Marin

Robert Roumiguere, Chairman
Brady Bevis
Harold C. Brown, Jr.
Gary Giacomini
Annette Rose

Dear Mr. Voss and Board Members:

I am pleased to submit the 1992 Annual Livestock and Agricultural Crop Report for the County of Marin.

Last year agriculture contributed almost 42 million dollars to the local economy, declining about 2% from 1991. Poultry production value experienced a significant drop of over 2 million dollars, though its effect on the total crop report value was offset by increase of one million dollars in milk production value.

The combined livestock industry represents about 83% of the total gross agricultural value of the county, of which 69% is derived from milk production alone.

Certain categories are combined where production is either of minor importance or necessary to protect the interest of producers of entire crops. The figures presented in this report represent the gross value of agricultural production and do not reflect net income to the growers.

I wish to express my appreciation to those who have provided the information necessary for this report.

Sincerely,

Jack W. Schrock
Agricultural Commissioner

JWS:jw

Telephone: (415) 899-8601

1682 Novato Blvd
Novato, CA 94947

FAX: (415) 899-8605

MARIN COUNTY ANNUAL SUSTAINABLE AGRICULTURE REPORTING

In accordance with Section 2272 of the Food and Agriculture Code:

<u>Agent</u>	<u>Scope of Program</u>
Yellow Star Thistle Weevil	4 sites
Klamath Weed Weevil	1 site
Gorse Seed Weevil	County-wide distribution
Scotch Broom Seed Weevil	County-wide distribution
Scotch Broom Stem Boring Moth	County-wide distribution
Ash Whitefly parasite (Encarsia sp.)	County-wide distribution
Italian Seed Weevil	County-wide distribution
Puncture Vine Weevil	Highway 101 corridor

PEST PREVENTION

Exclusion	6,435 shipments of plant material inspected - UPS Postal, Federal Express, and Trucks.	265 shipments quarantined for violation of plant quarantine laws
	271 household goods shipments inspected for Gypsy Moth.	6 shipments quarantined for violation of Gypsy Moth regulations.
Detection	136 county traps and 639 state traps placed to detect exotic insects.	

ORGANIC FARMS

<u>Crop</u>	<u>Number of Farms</u>	<u>Estimated Acres</u>
Fruits and Vegetables	9	107

LIVESTOCK AND POULTRY

ITEM	YEAR	NUMBER OF HEAD	DOLLAR VALUE TOTAL
Cattle	1991	6,810	2,897,109
	1992	10,371	3,187,237
Lambs	1991	8,239	395,390
	1992	6,232	401,364
Poultry and Eggs:Hatching	1991		4,644,004
	1992		2,390,582
TOTAL	1991		\$7,936,503
	1992		5,979,183

LIVESTOCK PRODUCTS

ITEM	YEAR	PRODUCTION	UNIT	DOLLAR VALUE	
				PER UNIT	TOTAL
Milk: Market	1991	2,441,674	Cwt.	11.17	\$27,273,499
	1992	2,480,487		11.61	28,798,450
Milk: Manuf.	1991	3,635	Cwt.	10.63	38,640
	1992	3,212		10.94	35,141
Wool	1991	97,846		.21	20,725
	1992	89,793		.28	25,142
TOTAL	1991				\$27,332,864
	1992				\$28,858,733

AQUACULTURE PRODUCTS

	YEAR	PRODUCTION	ACREAGE	DOLLAR VALUE
Oysters, Clams, Mussels	1991	1260		\$1,829,528
	1992	1295		1,613,556

COMPILATION

	1991	1992
Field and Orchard Crops	\$4,231,464	\$4,370,068
Nursery Crops	1,307,137	1,150,737
Livestock and Poultry	7,936,503	5,979,183
Livestock Products	27,332,864	28,858,733
Aquaculture Products	1,829,528	1,613,556
TOTAL	\$42,637,496	\$41,972,277

FIELD, FRUIT, NUT & VEGETABLE CROPS

	YEAR	HARVESTED ACREAGE	TOTAL UNITS	UNIT	DOLLAR VALUE	
					PER UNIT	TOTAL
Hay	1991	1,620	4,902		60.00	294,120
	1992	2,609	5,295		41.72	220,929
Silage	1991	1,770	19,078		22.03	440,115
	1992	1,620	20,390		21.27	433,690
Pasture, Irrigated	1991	820			110.00	90,200
	1992	820			110.00	90,200
Pasture, Other	1991	154,000			15.00	2,310,000
	1992	154,000			15.00	2,310,000
Fruits, Nuts	1991	134				1,097,029
& Vegetables	1992	131				1,315,249
TOTAL	1991	158,344				\$4,231,464
	1992	159,180				4,370,068

NURSERY PRODUCTS

ITEM	YEAR	PRODUCTION AREA		TOTAL
		HOUSE SQ. FT.	FIELD AREAS	
Nursery	1991	233,730	54.25	1,307,137
	1992	234,322	74.25	1,150,737

INVENTORIES OF LIVESTOCK & POULTRY

ITEM	January 1, 1992	January 1, 1993
All Cattle	22,000*	23,000
Dairy Cows	12,800*	12,600
Beef Cows	4,700*	5,000
Stock Sheep	12,000*	10,000
Poultry	387,263	49,349

*revised



COUNTY OF MARIN
DEPARTMENT OF AGRICULTURE
WEIGHTS AND MEASURES

April 1, 1994

JACK SCHROCK
Commissioner/Director

ANDREA DEGRASSI
DEPUTY COMMISSIONER / DIRECTOR

Henry J. Voss, Secretary
California Department of Food and Agriculture

The Honorable Board of Supervisors
County of Marin

Robert Roumiguere, Chairman
Harold C. Brown, Jr.
Annette Rose
Gary Giacomini
Brady Bevis

Dear Mr. Voss and Board Members:

I am pleased to submit the 1993 Annual Livestock and Agricultural Crop Report for the County of Marin.

Last year agriculture contributed over 44 million dollars to the local economy, increasing about 5.6% from 1992. Cattle and oyster production values increased over a million dollars each.

The combined livestock industry represents about 82% of the total gross agricultural value of the county, of which 65% is derived from milk production alone.

Certain categories are combined where production is either of minor importance or necessary to protect the interest of producers of entire crops. The figures presented in this report represent the gross value of agricultural production and do not reflect net income to the growers.

I wish to express my appreciation to those who have provided the information necessary for this report.

Sincerely,

Jack W. Schrock
Jack W. Schrock
Agricultural Commissioner

JWS/jw

Telephone: (415) 899-8601

1682 Novato Blvd
Novato, CA 94947

FAX: (415) 899-8605

FIELD, FRUIT, NUT & VEGETABLE CROPS

	YEAR	HARVESTED ACREAGE	TOTAL UNITS	UNIT	DOLLAR VALUE	
					PER UNIT	TOTAL
Hay	1992	2,609	5,295		41.72	220,929
	1993	1,468	3,039		49.91	151,676
Silage	1992	1,620	20,390		21.27	433,690
	1993	914	10,277		20.10	206,587
Pasture, Irrigated	1992	820			110.00	90,200
	1993	820			110.00	90,200
Pasture, Other	1992	154,000			15.00	2,310,000
	1993	154,000			15.00	2,310,000
Fruits, Nuts	1992	131				1,315,249
& Vegetables	1993	142				1,477,947
TOTAL	1992	159,180				\$4,370,068
	1993	157,344				4,236,410

NURSERY PRODUCTS

ITEM	YEAR	PRODUCTION AREA		TOTAL
		HOUSE SQ. FT.	FIELD AREAS	
Nursery	1992	234,322	74.25	1,150,737
	1993	235,000	54.75	1,198,608

INVENTORIES OF LIVESTOCK & POULTRY

ITEM	January 1, 1993	January 1, 1994
All Cattle	23,000*	25,000
Dairy Cows	12,000*	12,000
Beef Cows	5,000*	5,200
Stock Sheep	9,000*	7,500
Poultry	49,439	68,053

*revised

LIVESTOCK AND POULTRY

ITEM	YEAR	NUMBER OF HEAD	DOLLAR VALUE TOTAL
Cattle	1992	10,371	3,187,237
	1993	11,762	4,859,579
Lambs	1992	6,232	401,364
	1993	3,952	236,948
Poultry and Eggs:Hatching	1992		2,390,582
	1993		2,304,807
TOTAL	1992		\$5,979,183
	1993		7,401,334

LIVESTOCK PRODUCTS

ITEM	YEAR	PRODUCTION	UNIT	DOLLAR VALUE	
				PER UNIT	TOTAL
Milk: Market	1992	2,480,487	Cwt.	11.61	\$28,798,450
	1993	2,526,969		11.44	28,908,525
Milk: Manuf.	1992	3,212	Cwt.	10.94	35,141
	1993	1,514		11.05	16,730
Wool	1992	89,793		.28	25,142
	1993	74,380		.28	20,958
TOTAL	1992				\$28,858,733
	1993				\$28,946,213

AQUACULTURE PRODUCTS

	YEAR	PRODUCTION	ACREAGE	DOLLAR VALUE
Oysters, Clams, Mussels	1992	1295		\$1,613,556
	1993	1295		2,660,763

COMPILATION

	1992	1993
Field and Orchard Crops	\$4,370,068	\$4,236,410
Nursery Crops	1,150,737	1,198,608
Livestock and Poultry	5,979,183	7,401,334
Livestock Products	28,858,733	28,946,213
Aquaculture Products	1,613,556	2,660,763
TOTAL	\$41,972,277	\$44,443,328

MARIN COUNTY ANNUAL SUSTAINABLE AGRICULTURE REPORTING

In accordance with Section 2272 of the Food and Agriculture Code:

<u>Agent</u>	<u>Scope of Program</u>
Yellow Star Thistle Weevil	4 sites
Klamath Weed Weevil	1 site
Yellow Star Thistle Seedhead Gall Fly	1 site
Gorse Seed Weevil	County-wide distribution
Scotch Broom Seed Weevil	County-wide distribution
Scotch Broom Stem Boring Moth	County-wide distribution
Ash Whitefly parasite (Encarsia sp.)	County-wide distribution
Italian Seed Weevil	County-wide distribution
Puncture Vine Weevil	Highway 101 corridor

PEST PREVENTION

Exclusion	5,575 shipments of plant material inspected - UPS Postal, Federal Express, and Trucks.	20 shipments quarantined for violation of plant quarantine laws
	235 household goods shipments inspected for Gypsy Moth.	4 shipments quarantined for violation of Gypsy Moth regulations.
Detection	136 county traps and 642 state traps placed to detect exotic insects.	

ORGANIC FARMS


<u>Crop</u>	<u>Number of Farms</u>	<u>Estimated Acres</u>
Fruits and Vegetables	17	114
Dairy/Milk	1	660

COUNTY OF MARIN

LIVESTOCK AND AGRICULTURAL

CROP REPORT

1994



AGRICULTURAL COMMISSIONER



**COUNTY OF MARIN
DEPARTMENT OF AGRICULTURE
WEIGHTS AND MEASURES**

JACK SCHROCK
Commissioner/Director

April 1, 1995

Henry J. Voss, Secretary
California Department of Food and Agriculture

The Honorable Board of Supervisors, County of Marin

Annette Rose, President
Harold C. Brown, Jr.
Gary Giacomini
John Kress
Harry Moore

Dear Mr. Voss and Board Members:

I am pleased to submit the 1994 Annual Livestock and Agricultural Crop Report for the County of Marin. I am retiring after having completed thirty-one years of service with the Marin County Department of Agriculture. It has been a pleasure working with you and for the County of Marin.

Last year agriculture contributed over fifty-two million dollars to the local economy. The total increased by 18% from last year's report. The increase is due to the following:

- 1) The value of Marin's 154,000 acres of pastureland has been revised upwards by over two million dollars to correct an undervaluation on the value per acre. The value of hay increased due to a rise in the price per ton.
- 2) Livestock production has been revised to reflect inventories reported in the 1992 census of Agriculture for Marin County. The census was conducted by the U.S. Department of Commerce; reporting by farmers and ranchers is mandated by federal law. In contrast, Marin County's annual livestock survey is voluntary and does not necessarily reflect a complete accounting of all farms and ranches.

April 1, 1995

Page two

3. Poultry production increased due to the return to production of some poultry houses.


Aquaculture decreased in value due to mortalities of up to 70% in oyster juvenile seed plantings, spring through fall. A state study in 1995 will be conducted to attempt to identify the cause.

The combined livestock industry represents about 81% of the total gross agricultural value of the county, of which 61% is derived from milk production alone.

Certain categories are combined where production is either of minor importance or necessary to protect the interest of producers of entire crops. The figures presented in this report represent the gross value of agricultural production and do not reflect net income to the growers.

I wish to express my appreciation to Andrea deGrassi and Anita Sauber for their contribution in compiling this report.

Sincerely,



Jack W. Schrock
Agricultural Commissioner

JWS/jw

TELEPHONE:
415-899-8601

1682 NOVATO BLVD.
NOVATO, CA 94947

FAX:
415-899-8605

FIELD, FRUIT, NUT & VEGETABLE CROPS

	YEAR	HARVESTED ACREAGE	TOTAL UNITS	DOLLAR VALUE	
				UNIT PER UNIT	TOTAL
Hay	1993	1,468	3,039	49.91	151,676
	1994	2,785	6,141	73.54	451,615
Silage	1993	914	10,277	20.10	206,587
	1994	905	9,920	22.84	226,593
Pasture,	1993	820		110.00	90,200
Irrigated	1994	820		110.00	90,200
Pasture,	1993	154,000		15.00	2,310,000
Other	1994	154,000		29.00	4,466,000
Fruits,	1993	142			1,477,947
Nuts &	1994	142			1,691,366
Vegetable					
TOTAL	1993	157,344			\$4,236,410
	1994	158,652			6,925,774

NURSERY PRODUCTS

ITEM	YEAR	PRODUCTION AREA		
		HOUSE SQ. FT.	FIELD AREAS	TOTAL
Nursery	1993	235,000	54.75	1,198,608
	1994	235,000	54.75	1,000,317

INVENTORIES OF LIVESTOCK & POULTRY

ITEM	January 1, 1994	January 1, 1995
All Cattle	41,000*	44,000*
Dairy Cows	13,200*	13,500*
Beef Cows	9,000*	10,000*
Stock Sheep	11,000*	11,400*
Poultry	68,053	407,843**

*Revised estimates to reflect inventories based on that reported in 1992 Census of Agriculture (a federally mandated census)

**Significant increase in poultry production due to return of poultry producers

LIVESTOCK AND POULTRY

ITEM	YEAR	NUMBER OF HEAD	DOLLAR VALUE TOTAL
Cattle	1993	11,762	4,859,579
	1994	20,528	7,070,616
Lambs	1993	3,952	236,948
	1994	8,069	554,521
Poultry and Eggs: Hatching	1993		2,304,807
	1994		2,783,708
TOTAL	1993		\$ 7,401,334
	1994		10,408,845

LIVESTOCK PRODUCTS

ITEM	YEAR	PRODUCTION UNIT	DOLLAR VALUE	
			PER UNIT	TOTAL
Milk: Market	1993	2,526,969 Cwt.	11.44	\$28,908,525
	1994	2,619,401	12.08	31,635,000
Milk: Manufact.	1993	1,514 Cwt.	11.05	16,730
	1994	29,902	10.12	303,000
Wool	1993	74,380	.28	20,958
	1994	66,394	.51	34,115
TOTAL	1993			\$28,946,213
	1994			31,972,115

AQUACULTURE PRODUCTS

	YEAR	PRODUCTION ACREAGE	DOLLAR VALUE
Oysters, Clams, Mussels	1993	1295	\$2,660,763
	1994	1295	2,139,980

COMPILATION

	1993	1994
Field & Orchard Crops	\$ 4,236,410	\$ 6,925,774
Nursery Crops	1,198,608	1,000,317
Livestock & Poultry	7,401,334	10,408,845
Livestock Products	28,946,213	31,972,115
Aquaculture Products	<u>2,660,763</u>	<u>2,139,980</u>
TOTAL	\$44,443,328	\$52,447,031

MARIN COUNTY ANNUAL SUSTAINABLE AGRICULTURE REPORTING

In accordance with Section 2272 of the Food and Agriculture Code:

<u>Agent</u>	<u>Scope of Program</u>
Yellow Star Thistle Weevil	16 sites
Yellow Star Thistle Seedhead Gall Fly	2 sites
Gorse Seed Weevil	County-wide distribution
Scotch Broom Seed Weevil	County-wide distribution
Scotch Broom Stem Boring Moth	County-wide distribution
Ash Whitefly Parasite (<i>Encarsia</i> sp.)	County-wide distribution
Italian Seed Weevil	County-wide distribution
Puncture Vine Weevil	Highway 101 corridor
Gorse Mite	9 sites

PEST PREVENTION

Exclusion	8,279 shipments of plant material inspected, UPS Postal, Federal Express, and trucks.	30 shipments quarantined for violation of plant quarantine laws
	91 household goods shipments inspected for Gypsy Moth.	4 shipments quarantined for violation of plant quarantine laws
Detection	109 county traps and 642 state traps placed to detect exotic insects.	

ORGANIC FARMS

<u>Crop</u>	<u>Number of Farms</u>	<u>Estimated Acres</u>
Fruits and Vegetables	17	114
Dairy/Milk	1	660



JACK SCHROCK RETIRES TO THE COMFORT
OF HIS BACKYARD AFTER 31 YEARS