



AgEcon SEARCH
RESEARCH IN AGRICULTURAL & APPLIED ECONOMICS

The World's Largest Open Access Agricultural & Applied Economics Digital Library

This document is discoverable and free to researchers across the globe due to the work of AgEcon Search.

Help ensure our sustainability.

Give to AgEcon Search

AgEcon Search

<http://ageconsearch.umn.edu>

aesearch@umn.edu

*Papers downloaded from **AgEcon Search** may be used for non-commercial purposes and personal study only. No other use, including posting to another Internet site, is permitted without permission from the copyright owner (not AgEcon Search), or as allowed under the provisions of Fair Use, U.S. Copyright Act, Title 17 U.S.C.*

***Invited presentation at the 2018 Southern Agricultural
Economics Association Annual Meeting, February 2-6, 2018,
Jacksonville, Florida***

Copyright 2018 by Author(s). All rights reserved. Readers may make verbatim copies of this document for non-commercial purposes by any means, provided that this copyright notice appears on all such copies.

THE FEASIBILITY OF A LIONFISH MEAT MARKET IN THE U.S. VIRGIN ISLANDS: CONSUMER WILLINGNESS TO PAY

Skyler Simnitt (University of Florida)

Jennifer Sweeney Tookes (Georgia Southern University)

Sherry Larkin (University of Florida)

Paulita Bennett-Martin (Emory University)

Holden Harris (University of Florida)

Natalie Mioulis (University of Florida)

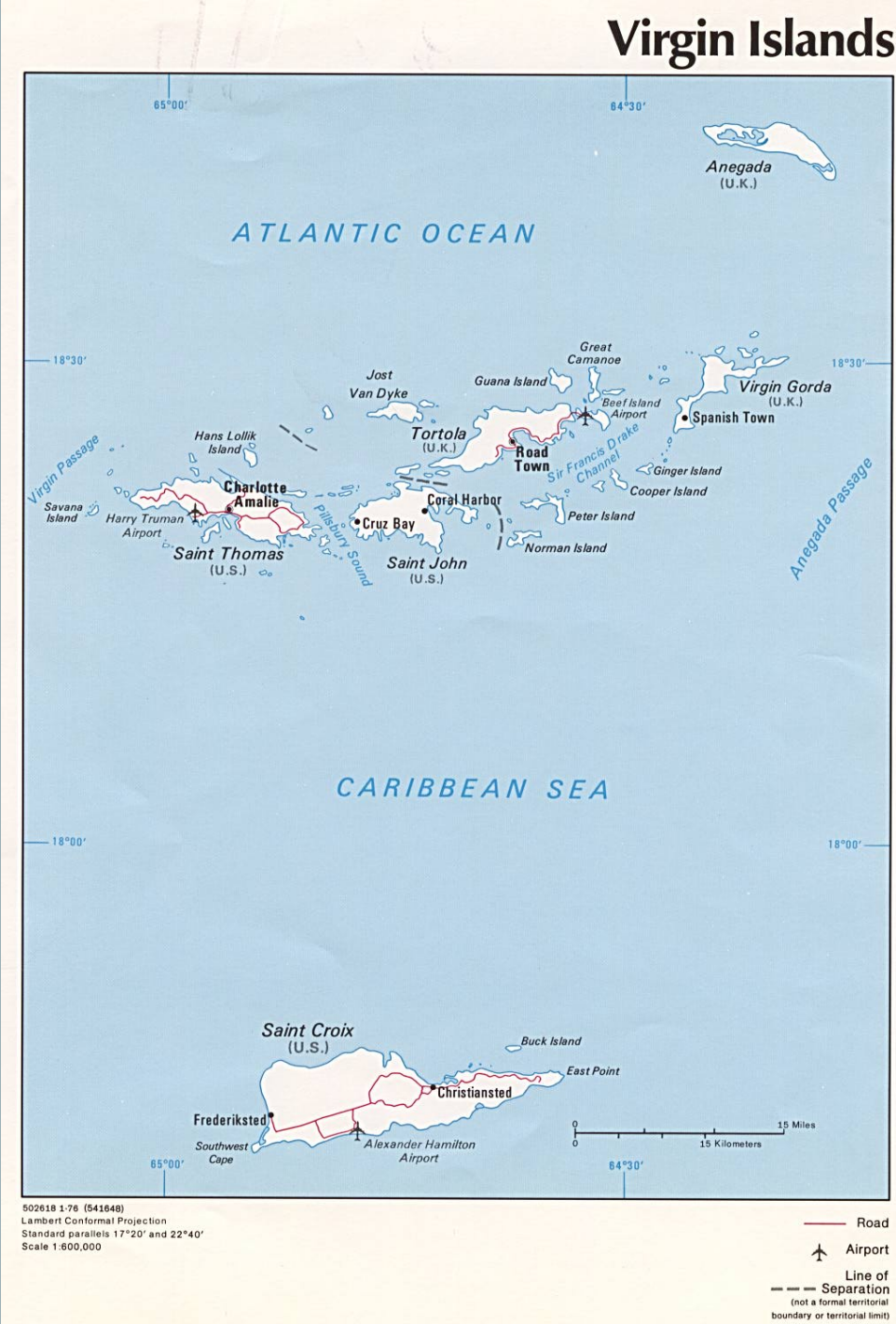
Katherine Groenevelt (Emory University)

Murray Rudd (Emory University)

Michael Page (Emory University)

Jason Boss (Emory University)

Tracy Yandle (Emory University)



THE PROJECT: ASSESS THE VIABILITY OF CREATING A MARKET FOR LIONFISH IN THE US VIRGIN ISLANDS

- Are consumers willing to consume and pay for lionfish?
- Are fishermen willing to harvest and sell lionfish?
- Economic, cultural, and regulatory barriers



Photo Credit: Holden Harris

INFORMATION GATHERING STRATEGIES

- Consumers – Structured intercept surveys
- Fishermen – Structured intercept surveys, semi-structured interviews, participant observation
- Restaurant/Distributors – Structured surveys, participant observations



TOPICS OF FOCUS

Consumers/Restaurants

- Knowledge of fish issues /lionfish
- Interest in new food/lionfish
- Willingness to pay
- Demographics
- Spatial Variables

Fishermen

- Fishing behavior
- Knowledge/observation lionfish
- Willingness to harvest lionfish
- Demographics
- Spatial Variables

INFORMATION GATHERING RESULTS

Fisher
men

152 intercept surveys &
In-depth interviews



Restaurants

61
Interviews

Tourist
Consumers

193
intercept
surveys

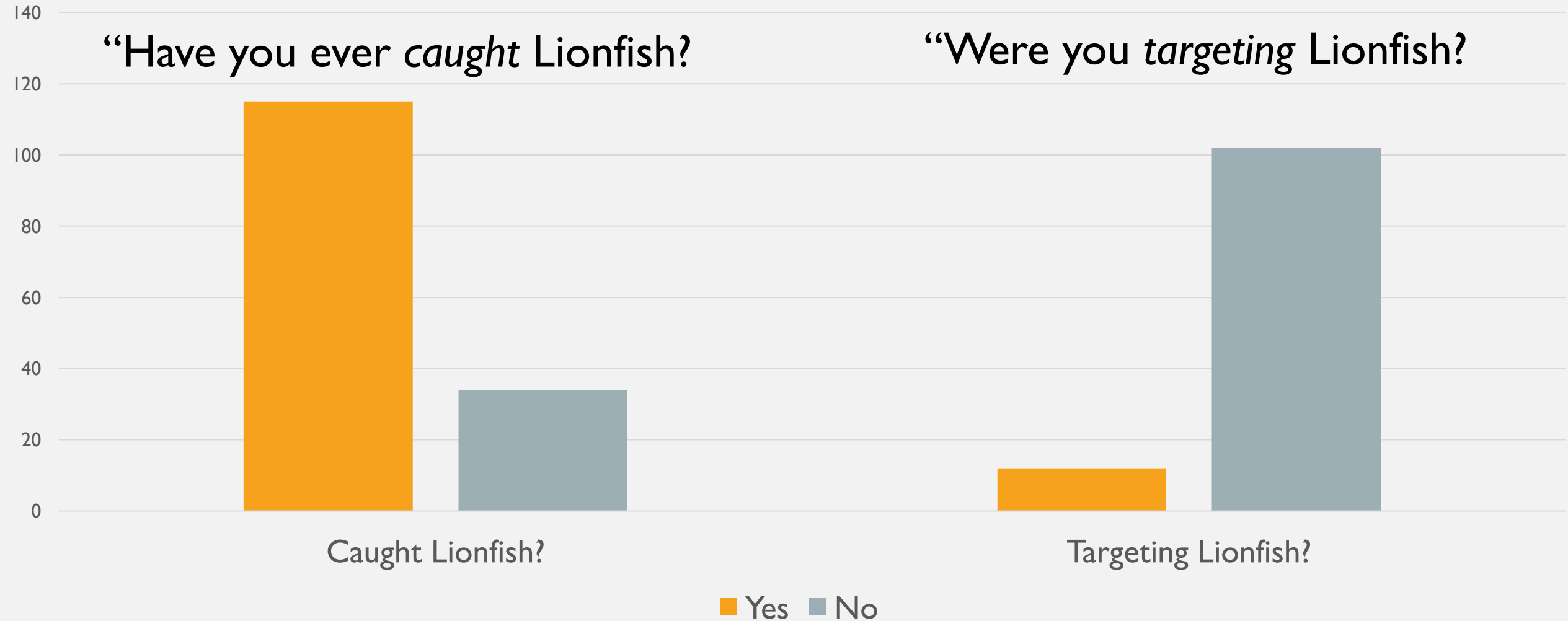
346 intercept
surveys

Local
Cons-
umers

FISHERMEN'S INTEREST IN CATCHING LIONFISH

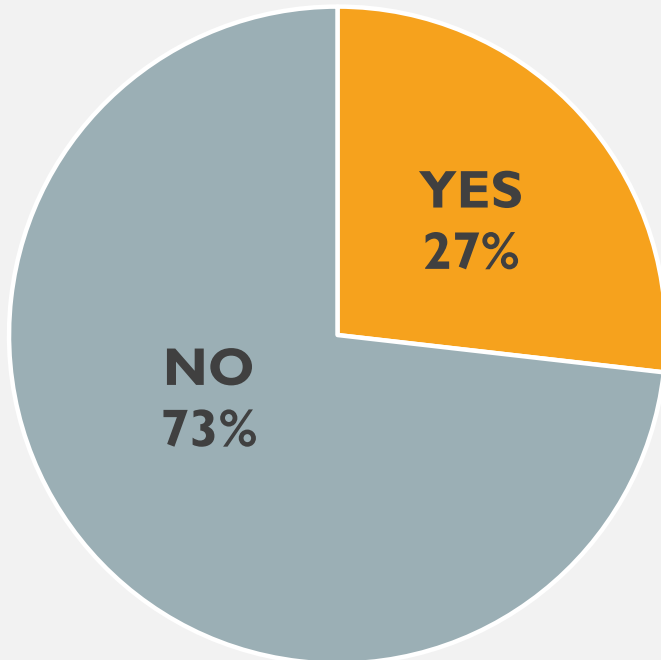
“Have you ever *caught* Lionfish?”

“Were you *targeting* Lionfish?”

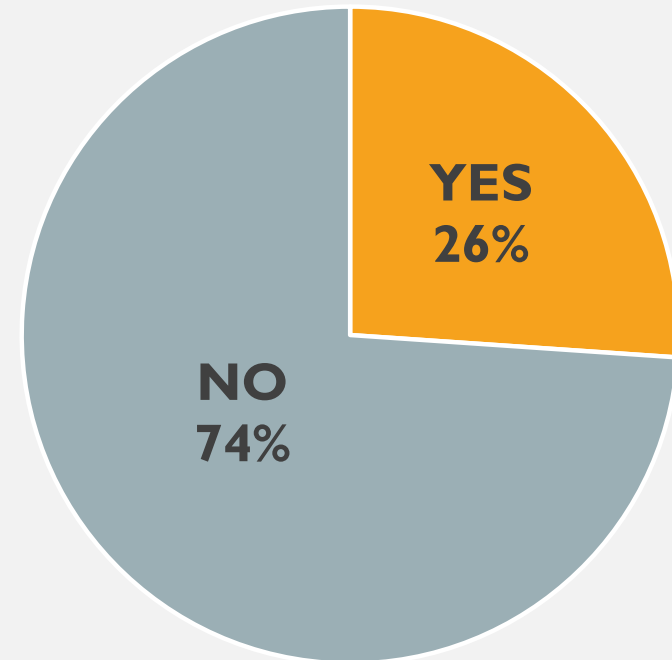


FISHERMEN'S WILLINGNESS TO HARVEST LIONFISH

“Is the price of Lionfish high enough to cover your costs?”

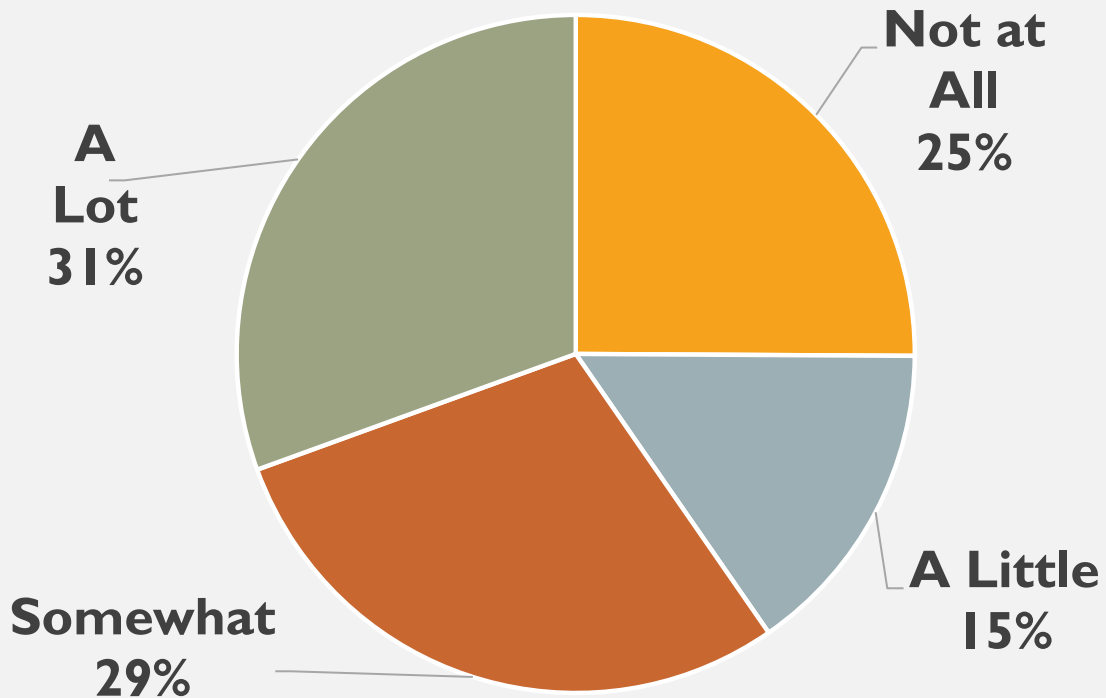


“Do you have buyers for Lionfish right now?”

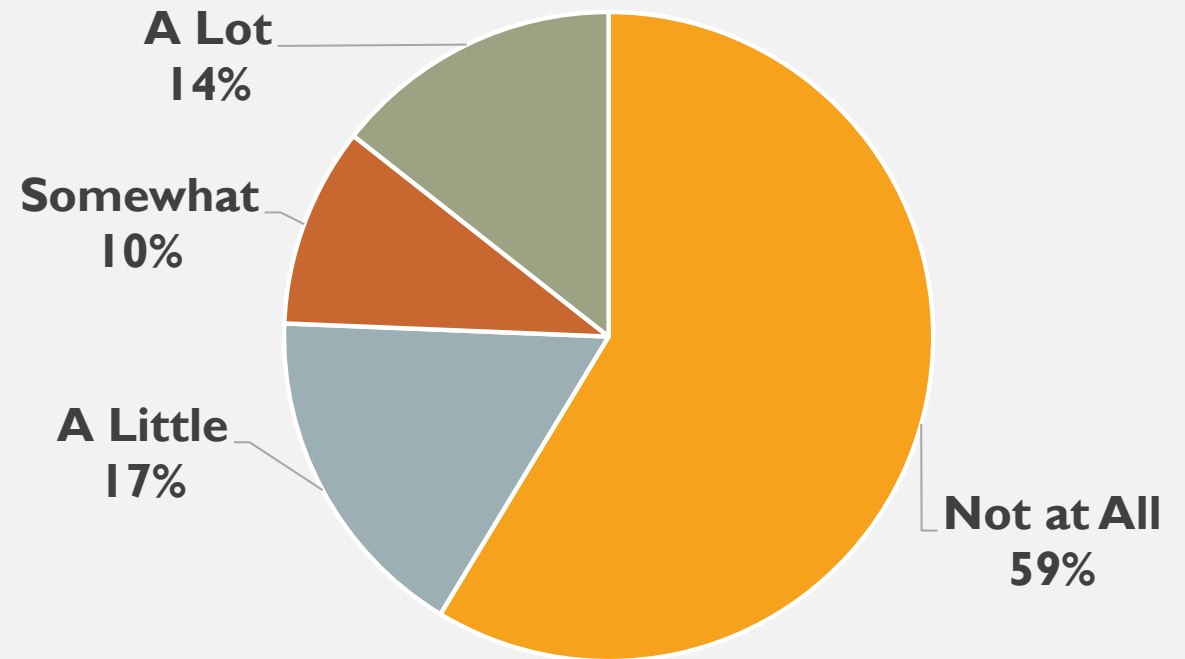


RESIDENT CONSUMERS INTEREST IN NEW SEAFOOD

"I am interested in trying new kinds of seafood"

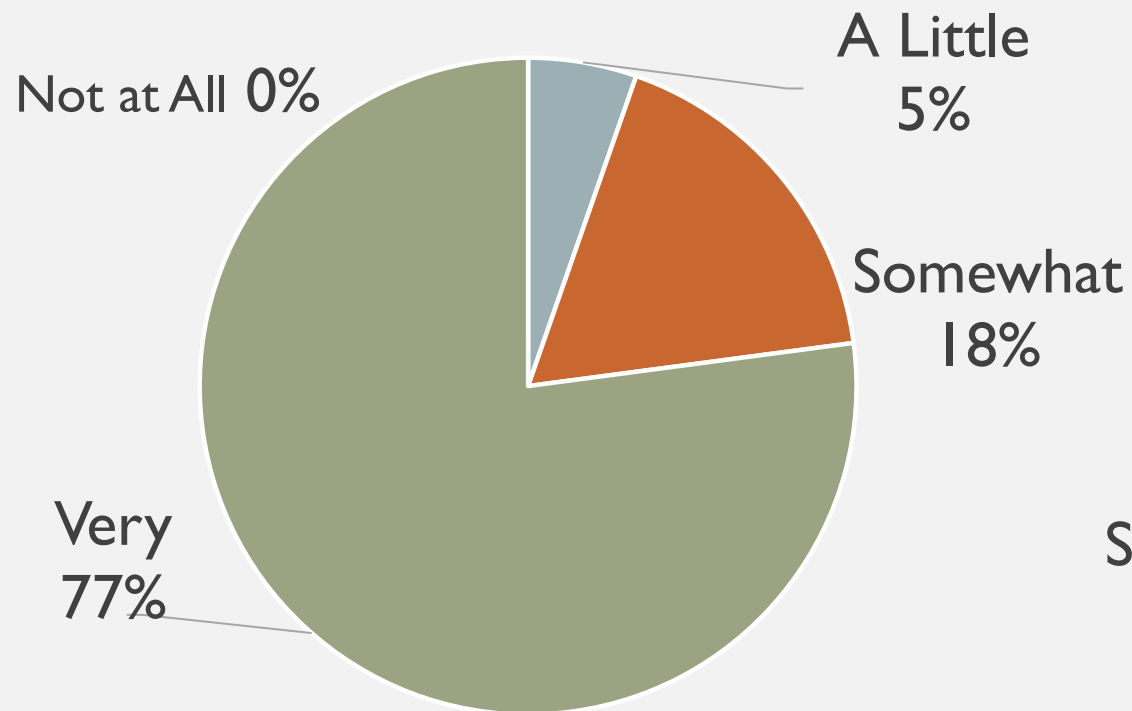


"How interested are you in eating lionfish?"

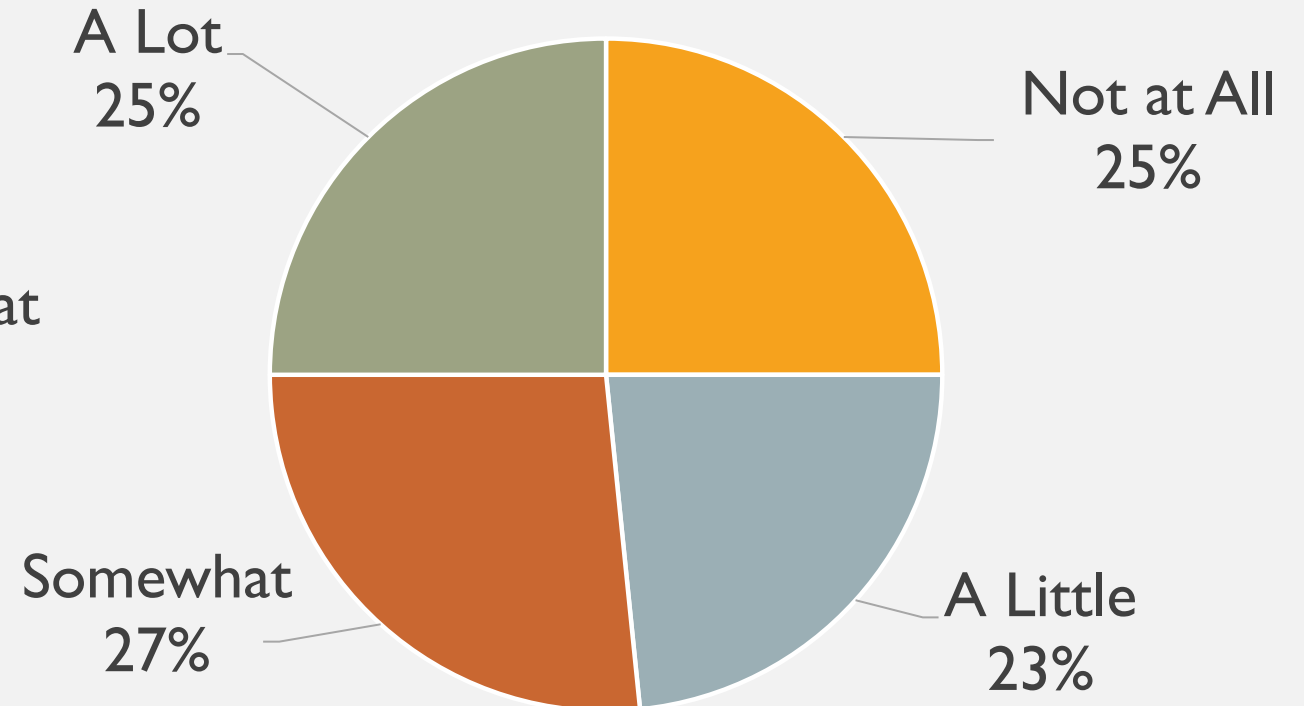


TOURISTS INTEREST IN SEAFOOD

How interested are you in eating locally-caught seafood during your stay in the USVI?

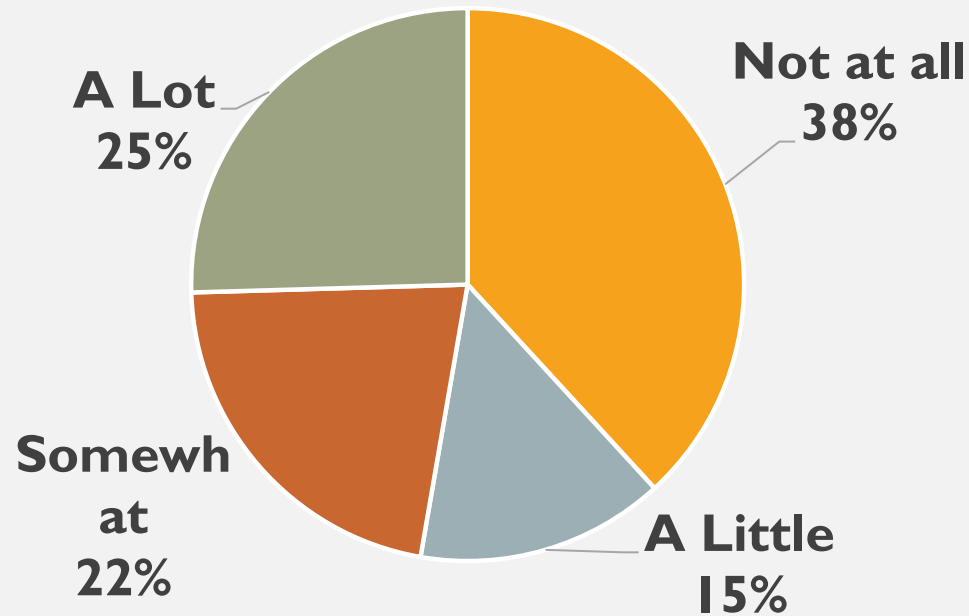


How interested are you in eating lionfish?

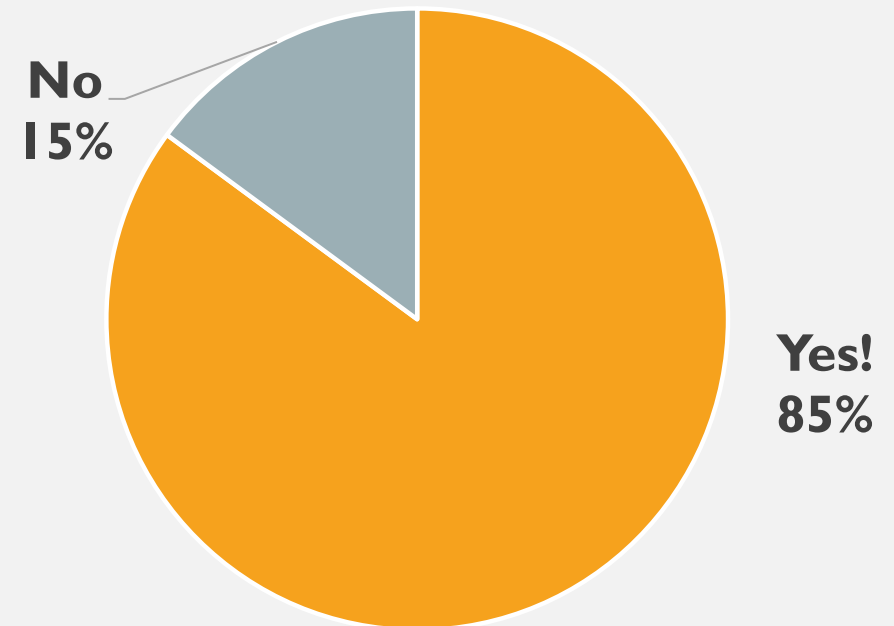


RESTAURANTS

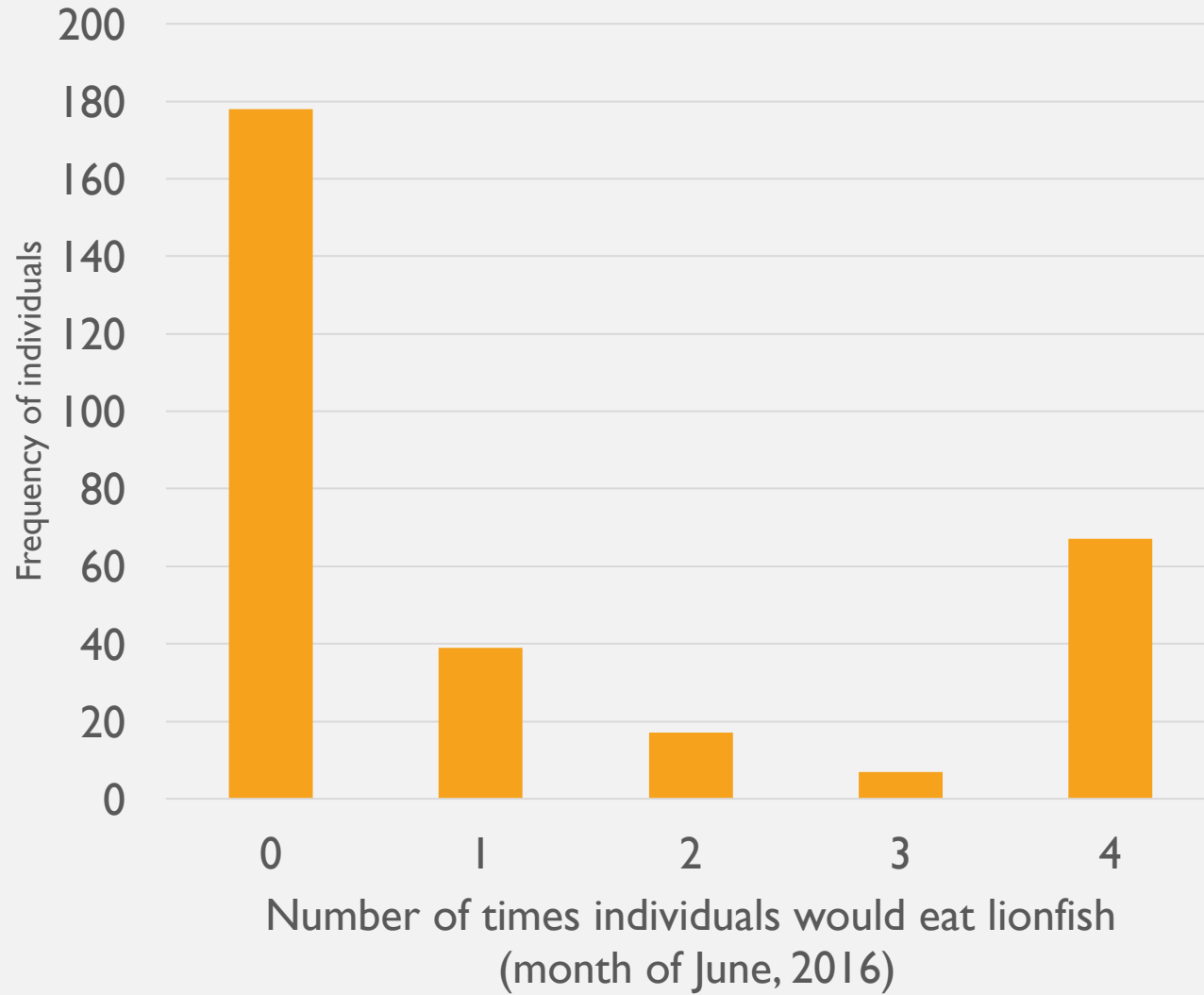
“How interested are you in selling lionfish in the future?”“



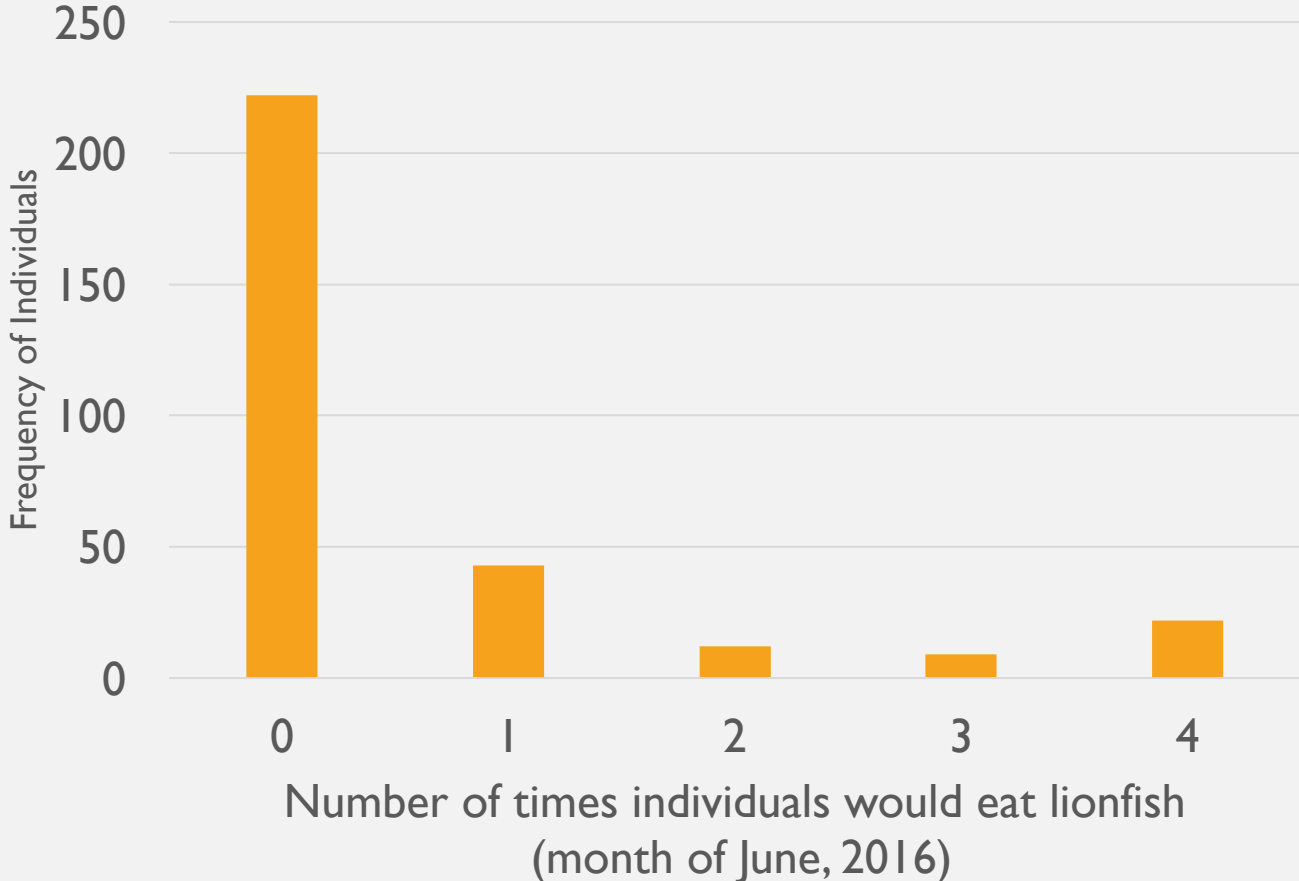
"If the price were reasonable would you buy lionfish to sell in your business?"



RESTAURANT CONSUMPTION



FRESH MARKET OR HOME CONSUMPTION

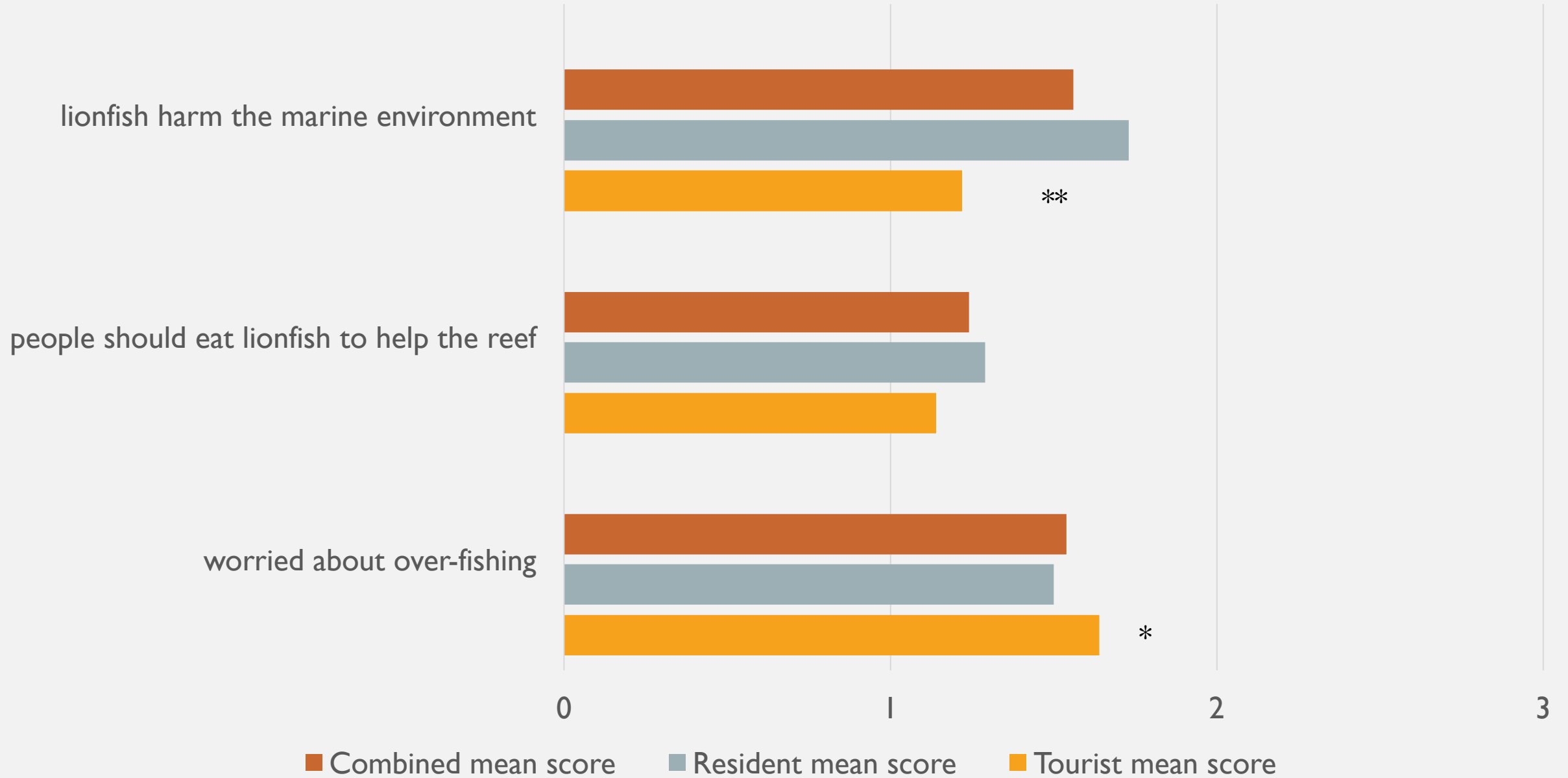


Likert Score, Concerns about Seafood Safety

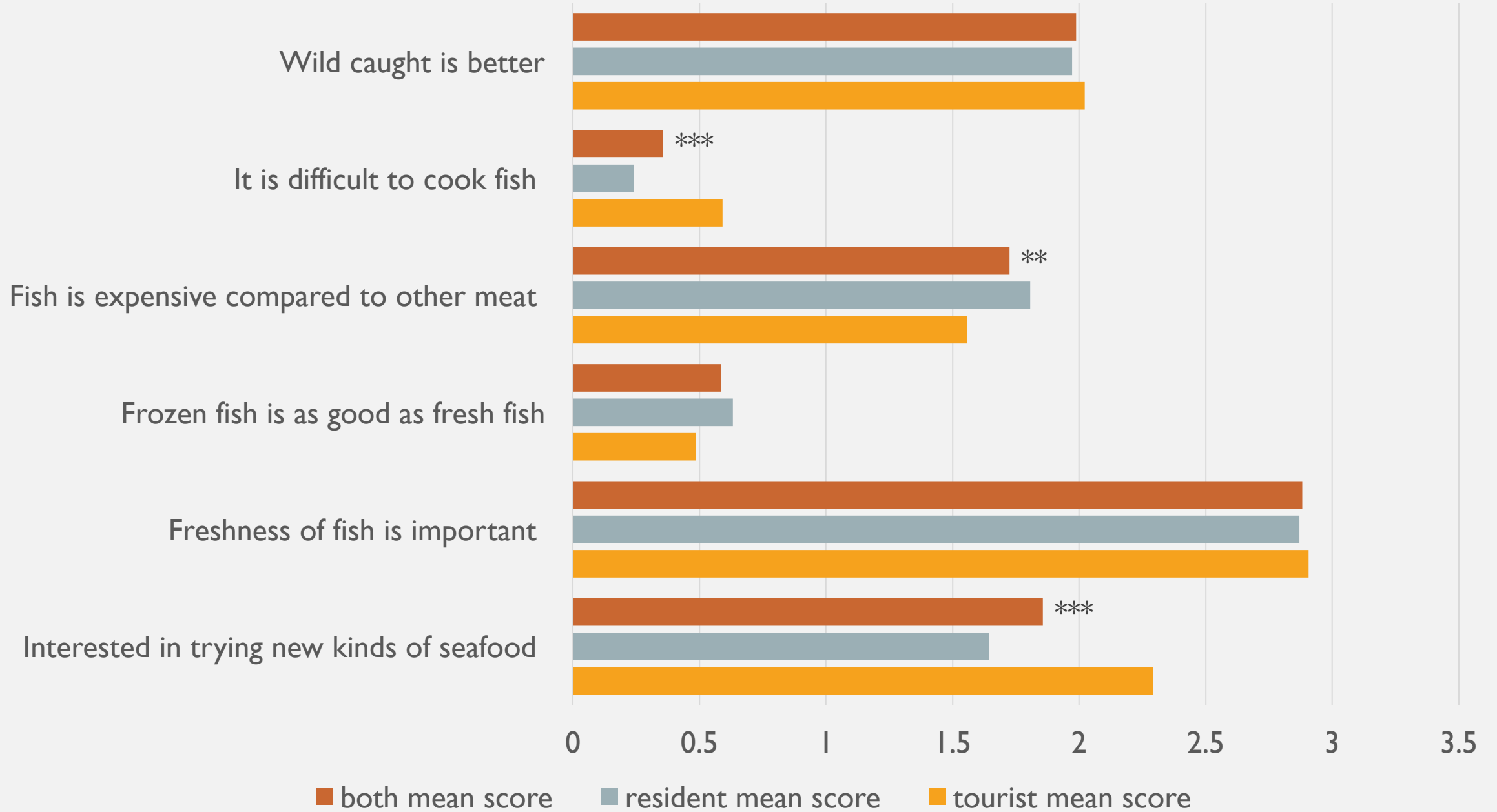
combined mean scores resident mean score tourist mean score



Likert Scale, Environmental Concern Questions



Likert Score, Interest in Seafood



WTP OR WTA FOR LIONFISH ESTIMATION METHODOLOGY

- Data collection, CVM double bound
- An initial price is proposed, then a higher or lower second price
- Turnbull lower bound on Mean WTP (1976)
- Responses are combined and probabilities computed for price interval
- The $E(LB)$ or $E(UB)$ bound is computed by summing up the multiple of each interval lower bound and its corresponding probability
- Provides a conservative estimate

LOG-LIKELIHOOD FUNCTION OF DOUBLE BOUNDED CVM LOGIT MODEL

1. no, no
2. no, yes
3. yes, no
4. yes, yes

(I_i^{nn})
 (I_i^{ny})
 (I_i^{yn})
 (I_i^{yy})

- Φ – CDF of the standard normal
- X_i' – vector of explanatory variables
- B – vector of coefficient estimates
- A_L – lower of two bids offered
- A_H – higher of two bids offered
- A – true maximum WTP

LOG-LIKELIHOOD FUNCTION OF DOUBLE BOUNDED CVM LOGIT MODEL

$$\text{LogL} = \sum \left[I_i^{nn} \left(1 - \Phi \left(X_i' \cdot \frac{\beta}{\sigma} - \frac{A_L}{\sigma} \right) \right) + I_i^{ny} \ln \left(\Phi \left(X_i' \cdot \frac{\beta}{\sigma} - \frac{A_L}{\sigma} \right) - \Phi \left(X_i' \cdot \frac{\beta}{\sigma} - \frac{A}{\sigma} \right) \right) + I_i^{yn} \ln \left(\Phi \left(X_i' \cdot \frac{\beta}{\sigma} - \frac{A}{\sigma} \right) - \Phi \left(X_i' \cdot \frac{\beta}{\sigma} - \frac{A_H}{\sigma} \right) \right) + I_i^{yy} \ln \left(\Phi \left(X_i' \cdot \frac{\beta}{\sigma} - \frac{A_H}{\sigma} \right) \right) \right]$$

Turnbull WTP lower bound estimation

Price \$	Yes	No	Fj	Fj Pooled	PDF	std. Error
0-2	1	0	0	0.000	0.000	0.000
2-4	3	3	0.5	0.194	0.194	0.066
4-6	26	4	0.13			
6-7	7	8	0.53	0.500	0.306	0.103
7-8	13	12	0.48			
8-9	12	15	0.56			
9-10	3	9	0.75	0.569	0.069	0.105
10-11	7	5	0.42			
11-12	10	11	0.52			
12-13	2	8	0.8			
13-14	4	6	0.6			
14-15	6	9	0.6	0.571	0.003	0.093
15-17	3	2	0.4			
17-19	1	0	0			
19-21	1	0	0			
21+				1.000	0.429	0.062
				E(LB)=	\$11.80	

TURBULL WTP / **WTA** LOWER / **UPPER** BOUND ESTIMATES

consumer	venue	E(LB)	V(LB)
resident	home	\$11.80/lb	8.117
resident	restaurant	\$19.51*	6.297
tourist	lodging	\$10.09/lb	1.658
tourist	restaurant	\$22.83*	0.692
restaurant	N/A	\$5.75/lb	1.032
fisherman	--	\$4.36 /lb	0.143

* Restaurant entrée

FACTORS INFLUENCING CONSUMER WTP HOME CONSUMPTION (CVM.DB)

Independent Variable	Estimate	Std. Error	M/E	
(Intercept)	6.390	1.657	\$13.97	***
age	0.013	0.015		
sex (male)	-1.096	0.493	-\$2.40	**
environmental concerns	0.191	0.122		
safety concerns	-0.145	0.071	-\$0.32	*
interest in seafood	-0.020	0.121		
Knowledge about lionfish	-0.148	0.244		
log(bid)	-0.457	0.060		***
Log-likelihood:	-107.107			

To conserve space did not report income, race, educational attainment, and residency (which are all significant)

FACTORS INFLUENCING CONSUMER WTP AT RESTAURANTS (CVM.DB)

Independent Variable	Estimate	Std. Error	M/E	
(Intercept)	5.242	1.416	\$17.97	***
age	-0.006	0.013		
sex (male)	0.090	0.391		
environmental concerns	0.015	0.098		
safety concerns	-0.074	0.051		
interest in seafood	0.137	0.118		
knowledge about lionfish	0.075	0.269		
log(bid)	-0.292	0.037		***
Log-likelihood:	-156.601			

To conserve space did not report income, race, educational attainment, and residency (which are all significant)

ESTIMATING AGGREGATE DEMAND AND SUPPLY

Consumer Variables	Mean # of times	Std Dev.	Max # times	N. Survey	Population St. Croix (2016)
Tourist	1.12	(1.072)	6	138	8,504
Local	1.97	(1.356)	15	283	36,479

Fisher Variables	Mean	Std Dev.	Max # times	N. Survey	Population St. Croix
Full-time	57%	--	--	151	181 de jure
lbs/ month	103.7	227.61	1400	142	1,124 arguendo
Think program will succeed	73%	--	--	145	

ESTIMATED TOTAL VALUES

- Total demand approximately 45,000 lbs per month
- Total supply approximate 18,824 – 116,300 lbs per month



THANK YOU

- Research Participants in St. Croix and St. Thomas
- Undergraduate Students: Duncan Watson, Han Yang, Megan Withers, Jakob Perryman, Molly O'Neil, Kaetlyn Lee, Jeff Kraprayoon, Paige Crowl, Jason Boss, Madison Hilley
- USVI Department of Planning and Natural Resources (Division of Fish and Wildlife and Division of Environmental Enforcement), Caribbean Fisheries Management Council, CFMC District Advisory Panel of St. Croix
- NOAA Saltonstall-Kennedy Grant # NAI5SNMF4270347



Photo Credit: Paulita Bennett-Martin

SOURCES

- Miaoulis, Natalie. Case Study of the Lionfish market in the United States Virgin Islands. University of Florida. Last accessed 10-30-2017
- U.S. Virgin Islands, 2010 Census Island Areas, US Census Bureau, accessed 10-30-2017 <https://www.census.gov/2010census/news/press-kits/island-areas/island-areas.html>
- USVI Bureau of Economic Research, AIR VISITOR ARRIVALS- U.S. Virgin Islands, Mar. 3, 2017, last accessed: 10-30-2017 <http://www.usviber.org/wp-content/uploads/2017/03/A17.pdf>