



AgEcon SEARCH
RESEARCH IN AGRICULTURAL & APPLIED ECONOMICS

The World's Largest Open Access Agricultural & Applied Economics Digital Library

This document is discoverable and free to researchers across the globe due to the work of AgEcon Search.

Help ensure our sustainability.

Give to AgEcon Search

AgEcon Search

<http://ageconsearch.umn.edu>

aesearch@umn.edu

*Papers downloaded from **AgEcon Search** may be used for non-commercial purposes and personal study only. No other use, including posting to another Internet site, is permitted without permission from the copyright owner (not AgEcon Search), or as allowed under the provisions of Fair Use, U.S. Copyright Act, Title 17 U.S.C.*

MIXED MARKETS IN THE FOOD PROCESSING INDUSTRY

Ann-Christin Sørensen

Norwegian Agricultural Economics Research Institute

Postboks 8024 Dep, 0030 Oslo, Norway

E-mail: ann-christin.sorensen@online.no

Tel: (+47) 22 36 72 54

Fax: (+47) 22 36 72 99



*Paper prepared for presentation at the 11th Congress of the EAAE
(European Association of Agricultural Economists),
'The Future of Rural Europe in the Global Agri-Food System',
Copenhagen, Denmark, August 24-27, 2005*

Copyright 2005 by Ann-Christin Sørensen. All rights reserved. Readers may make verbatim copies of this document for non-commercial purposes by any means, provided that this copyright notice appears on all such copies.

Abstract

The food processing industry in Western countries operates in markets that usually are highly concentrated, consisting of a few cooperatives and investor-owned firms. However, in the literature some studies questioned whether the mixed market structure is a stable equilibrium, and suggestions are made that the cooperatives eventually will crowd out all investor-owned firms. To analyse the problem, the family of models of mixed markets is generalized and analysed. It is shown that a mixed market equilibrium may occur under quite general conditions. Also, it is shown that the investor-owned firm may serve as a yardstick of production to the cooperative, helping farmers achieve an increased payoff relative to a situation with a single *coop* in the market.

Keywords: cooperative; endogenous membership; investor-owned firm; mixed market; yardstick of production

JEL: L 11, L 13, P12, P13, Q 13

Introduction

The agricultural food processing industry is highly concentrated in most western countries. Structural oligopsonies and/or oligopolies have been, and still are the industry norm (Rogers and Sexton). Some of the processing agents are organized as regular investor-owned firms while others are organized as various types of cooperatives. Frequently the two types of firms coexist in so-called *mixed markets* (Cotterill; Fulton; Sexton; Bergman). The extensive literature on this subject does not provide us with unambiguous predictions about the market outcome. While some studies suggest that the cooperatives eventually will crowd out the investor-owned firms (Rhodes; Albæk and Schultz); others argue that a stable mixed market equilibrium exists (Sexton; Tennbakk; Karantininis and Zago; Hendrikse). The diverging predictions may be explained by the highly specific assumptions the authors lay down for the cooperatives regarding both their objectives and bylaws and the competitive environment they face. This diversity limits the applicability of the predictions put forward.

The main purpose of this article is to generalize the family of models of mixed markets and to use the generalized model to demonstrate that the mixed market structure we observe is indeed a market equilibrium. The general conditions for this equilibrium to evolve are identified. The analysis shows that in the case of an open membership *coop*, the *iof* may serve as a “yardstick of production” for the *coop*. It helps the member farmers to achieve an increased payoff relative to a situation with a single *coop* by offering an outside option. In the case of diseconomies of scale it will help reduce the problem of excess production.

The results are important for proper understanding of the role cooperatives play in the food processing industry. They are especially relevant for the anti-trust authorities and for our understanding of the impact of e.g. the Capper-Vostead Act.

The article is structured as follows: first a general model is developed. The alternative objectives for the cooperative are then discussed and the maximization problems solved. The payoff functions for the investor-owned firm and the open membership cooperative are derived, and the equilibrium market structure is derived and analyzed. The results are then discussed before some concluding remarks are presented in the final section.

The Model

Consider a market where N identical farmers are producing a homogenous raw commodity (intermediary input) that has to be further processed before being sold to consumers. The commodity is assumed to be bulky and/or perishable causing economies of scope and scale in transport and processing. Hence, there will only be a few processors available for the individual farmer, a so-called spatial oligopsony (Rogers and Sexton). In the subsequent analysis, the number of processors is restricted to two; one *marketing cooperative* (*coop*) and one conventional *investor-owned firm* (*iof*).

The farmers are assumed to be rational. Each farmer can sell his output to the *iof* at a uniform commodity price, or join and supply the *coop* being paid according to the *coop*'s payment scheme. Hence, of the N farmers, a subset $n_c \in [0, N]$ chooses membership in the *coop*, whereas the other subset, $n_f \in [0, N]$, chooses to supply the *iof*. All farmers are assumed to be active, so that

$$N = n_c + n_f.^a$$

The set up constitutes a two-stage game. In stage one, each farmer chooses the processor to supply: in stage two, each processor pursues his objective given the number of suppliers he attracts in stage one of the game. The output is then determined and the payoff offered to the supplier is derived. The two-stage game is solved the standard way by backward induction.

The total production cost for a farmer i who supplies a quantity q_i of the raw commodity is defined as

$$(1) \quad TC_i = g(q_i) \quad , \quad g(0) = 0, \quad g'(q_i) > 0, \quad g''(q_i) \geq 0, \quad g'''(q_i) \geq 0, \quad i = 1, \dots, N$$

This is an ordinary increasing and convex cost function.^b The fixed costs in the primary production are assumed to be zero (sunk costs). This is a strict simplification, but does not qualitatively alter the analysis.

Both processors are assumed to have identical cost structures consisting of a production scale-independent part b_j , and a scale-dependent part $c_j(\cdot)$. Subscript $j = c, f$ denotes the type of processor where c indicates the *coop*, and f the *iof*. Without loss of generality, the processors are assumed not to use any other input than the fixed capital equipment and the intermediary input supplied by the farmers. The units are normalized so that one unit of input is transformed into one unit of the final product. Firm j 's total processing costs can then be expressed as

$$(2) \quad TPC_j = b_j + c_j(Q_j), \quad c_j(0) = 0, \quad c'_j(Q_j) > 0, \quad c''_j(Q_j) \geq 0, \quad j = c, f$$

The marginal cost is assumed positive and increasing in quantity due to limited processing capacity in each period.

The scale elasticity, denoted by ε_j , plays a central part in the subsequent analysis. As long as the use of input is efficient, it is defined as the long-run average cost divided by the long-run marginal cost, $\varepsilon_j \equiv AC_j / MC_j$. There is *economies of scale* if $\varepsilon_j > 1$, and *diseconomies of scale* if $\varepsilon_j < 1$. To simplify the analysis an indicator for the degree of (dis-)economies of scale in processing, α_j , is used, defined by

$$(3) \quad \alpha_j \equiv \left(c'_j(Q_j) - \frac{b_j + c_j(Q_j)}{Q_j} \right) = MC_j - AC_j = (1 - \varepsilon_j) MC_j, \quad j = c, f$$

It follows that α_j will be negative in situations where there are economies of scale in processing, positive under diseconomies of scale, and zero under constant returns to scale.

The processed good is assumed to be less perishable and easier to handle and to transport than the raw commodity. This is reflected in the model by assuming perfect competition in the market for the final good. The demand is completely elastic and represented by the exogenous output price, P . This strict assumption ensures that the analysis focuses on the processors' competition for input.^c It requires that each processor's output is small relative to the total output of the processed commodity. This is most likely to occur for (homogenous) bulk commodities. If the processors differentiate their products, imperfect competition will occur. This option is addressed in the Discussion section.

Stage Two: The Output Decision

In the second stage of the game, the quantity produced is determined and the payoff to farmers derived based on the distribution of farmers between the two processors determined in Stage one. The behavior of the players in this stage of the game is modeled below.

The **Investor-owned Firm** (*iof*) maximizes profit by choosing the quantity Q_f of the intermediary input to process and market.

The n_f atomistic farmers who decided to supply the *iof* in stage one act as price takers and are offered a price ω_f per unit. Each farmer i maximizes profit by choosing his output q_i so as to solve the following problem.

$$(4) \quad \max_{q_i} \{ \omega_f q_i - g(q_i) \}, \quad i = 1, \dots, n_f$$

The first-order condition for maximum defines the inverse supply function

$$(5) \quad \omega_f = g'(q_i), \quad i, \dots, n_f \quad \text{where} \quad q_i > 0 \quad \text{as long as} \quad \omega_f > g'(0)$$

For any number of suppliers determined in stage one, n_f , the *iof* chooses the total quantity to process and market, Q_f , so as to maximize profits $\Pi_f(Q_f; n_f)$. This is done under the restriction that it at least must break even, $\Pi_f(Q_f; n_f) \geq 0$. It is assumed to close down if earning negative profit. Since all the n_f producers are assumed identical, they supply identical quantities q_f to the *iof* in equilibrium and total quantity supplied can be defined as $Q_f \equiv n_f q_f$. Inserting this definition and equation (5) into the *iof*'s objective function gives the following problem to solve

$$(6) \quad \max_{Q_f} \left\{ P Q_f - b_f - c_f(Q_f) - g' \left(\frac{Q_f}{n_f} \right) Q_f \right\} \quad \text{s.t.} \quad \Pi_f(Q_f; n_f) \geq 0$$

The first order condition for the unrestricted problem reads

$$(7) \quad P - c'_f(Q_f) - g' \left(\frac{Q_f}{n_f} \right) = g'' \left(\frac{Q_f}{n_f} \right) \frac{Q_f}{n_f}$$

The right hand side of equation (7) is positive per definition. It follows that the output price is higher than total marginal costs in optimum, ($P > TMC_f$), and consequently that production and processing will be lower than what is socially optimal. We have the classical underproduction problem caused by a firm exercising market power.

Implicit derivation of ω_f with respect to n_f in the inverse supply function $\omega_f = g' \left(\frac{Q_f}{n_f} \right)$ holding Q_f constant, yields $\partial \omega_f / \partial n_f = -g'' \left(\frac{Q_f}{n_f} \right) \frac{Q_f}{n_f^2} < 0$. Hence, the unit price paid to the suppliers, ω_f , decreases with the number of suppliers n_f . It follows that the fewer the farmers supplying the *iof* (which is exogenous to the *iof* in stage two of the game), the lower is the firm's margin. A minimum number of suppliers \bar{n}_f is required for the *iof* to obtain non-negative profit and stay in business. It is defined by the break-even condition evaluated in optimum, $\Pi_f(Q_f; \bar{n}_f) = 0$.

The payoff that the *iof*'s offer the suppliers in stage one of the game is a function with properties presented in Lemma 1.

Lemma 1 (Properties of the *iof* payoff): Denote by N the total number of producers, and let \bar{n}_f denote the minimum number of suppliers necessary for the *iof* to break even, defined by $\Pi_f(Q_f; \bar{n}_f) = 0$.

a) The payoff $\pi_f^*(n_f)$ is a function of the number of suppliers, n_f . It is zero for all $n_f \in [0, \bar{n}_f)$ and positive and strictly decreasing for all $n_f \in [\bar{n}_f, N]$.

$$\pi_f^*(n_f) \begin{cases} = 0 & \forall n_f \in [0, \bar{n}_f) \\ > 0 & \forall n_f \in [\bar{n}_f, N] \end{cases} \quad \text{and} \quad \frac{\partial \pi_f^*(n_f)}{\partial n_f} < 0 \quad \forall n_f \in [\bar{n}_f, N]$$

b) An additional supplier will cause the individual output to decrease for all existing suppliers while the aggregate output will increase.

$$\frac{\partial q_f}{\partial n_f} > 0 \quad \forall n_f \in [\bar{n}_f, N] \quad \text{and} \quad \frac{\partial Q_f}{\partial n_f} > 0 \quad \forall n_f \in [\bar{n}_f, N]$$

■ **Proof:** See Appendix

It follows from Lemma 1 that the more suppliers the *iof* attracts in stage one, the stronger is its market power towards the suppliers. As a result, the payoff the *iof* offers decreases with the number of suppliers as shown in Figure 1. Even if the individual output of the *iof*'s suppliers decreases with an additional supplier, the aggregate output increases.

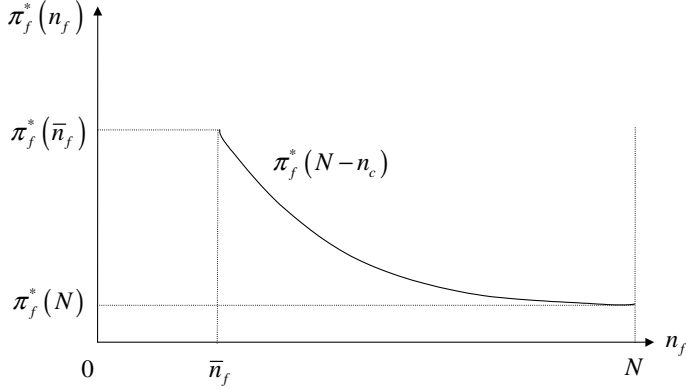


Figure 1: Payoff function for the investor-owned firm.

The Open Membership Cooperative (*coop*) is owned and operated by the members who produce and supply the intermediary input. It is assumed to practice an open membership policy, letting farmers join or resign from the organization without costs.^d To be considered a cooperative it is assumed that at least three farmers must be associated, $n_c \geq 3$. The maximization of *joint profit* (JPM) and of *net average revenue product* (NARP) are the two most frequently objectives employed in analyses of marketing cooperatives. Both are examined further below.

The objective of a **Joint Profit Maximization Cooperative** (JPM *coop*) is to maximize the joint profit $\Pi_c(Q_c; n_c)$ from the primary production of all farmers and from the processing activity (Enke; Taylor). Hence, the *coop* coordinates each member's production quantity. The *coop* will close down if it cannot secure the members a non-negative profit. The maximization problem then reads

$$(8) \quad \max_{Q_c} \left\{ P Q_c - b_c - c_c(Q_c) - n_c g\left(\frac{Q_c}{n_c}\right) \right\} \quad \text{s.t.} \quad \Pi_c(Q_c; n_c) \geq 0$$

The assumption that all *coop* farmers are identical and provides identical output in equilibrium, $q_c = Q_c/n_c$, results in a first order condition for the unrestricted problem stating that price equals total marginal costs in optimum.

$$(9) \quad P - c'_c(Q_c) - g'\left(\frac{Q_c}{n_c}\right) = 0$$

It follows that the solution is socially optimal. The second order condition is assumed to be satisfied for all defined quantities.

Lemma 2 (Properties of the JPM *coop*): Denote by N the total number of suppliers. Further, let \hat{n}_c denote the minimum numbers of members necessary for the *coop* to break even, defined by $P - [b_c + c_c(\hat{n}_c q_c)]/\hat{n}_c q_c = 0$. Then, $\bar{n}_c \equiv \max[3, \hat{n}_c]$ denotes the minimum number of members necessary for the *coop* to stay in business. $\alpha_c \equiv c'_c(n_c q_c) - [b_c + c_c(n_c q_c)]/n_c q_c$ is a parameter capturing the degree of economies of scale in processing.

The cooperative maximizing the joint profit (JPM), offers a payoff to the members, $\pi_c^*(n_c)$, that is zero for $n_c \in [0, \bar{n}_c)$ and positive for all $n_c \in [\bar{n}_c, N]$ and that holds the following properties:

a) The payoff is i) strictly increasing in n_c under economies of scale in processing $\alpha_c < 0$, ii) strictly decreasing under diseconomies of scale in processing, $\alpha_c > 0$, and iii) constant under constant returns to scale in processing, $\alpha_c = 0$.

$$\pi_c^*(n_c) \begin{cases} = 0, & n_c \in [0, \bar{n}_c) \\ > 0, & n_c \in [\bar{n}_c, N] \end{cases} \quad \text{and} \quad \frac{\partial \pi_c^*(n_c)}{\partial n_c} \begin{cases} > 0 & \text{if } \alpha_c < 0 \\ = 0 & \text{if } \alpha_c = 0 \\ < 0 & \text{if } \alpha_c > 0 \end{cases} \quad \forall n_c \in [\bar{n}_c, N]$$

b) An additional member will cause the individual output to decrease while the aggregate output increases.

$$\frac{\partial q_c}{\partial n_c} < 0 \quad \text{and} \quad \frac{\partial Q_c}{\partial n_c} > 0 \quad \forall n_c \in [\bar{n}_c, N]$$

■ **Proof:** See Appendix

A production (or processing) function exhibiting increasing returns to scale for low output levels and decreasing returns to scale as output increases is referred to by Frisch (1965) as the *ultra-passum law of production*. Above it is established that the aggregate output Q_c increases with the number of members. Hence, in a situation with ultra-passum law in processing, the scale parameter α_c will increase with increasing number of members, $\partial \alpha_c / \partial n_c > 0$. It will start out being negative and eventually take on positive values. The payoff function associated with this type of processing technology is shown in figure 2. In the same figure, the payoff for overall increasing and overall decreasing returns to scale are demonstrated.

It is shown that a new member causes an increase in the total output even if the individual output of each farmer is reduced. It follows that the new member produces more than the aggregate reduction in production of all existing farmers. This property is independent of the scale properties in production.

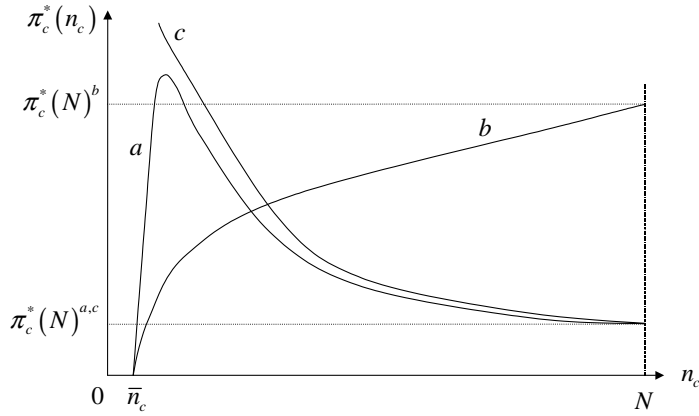


Figure 2: Payoff function for the cooperative. Curve *a* describes the payoff under ultra-passum production technology in processing. Curve *b* describes the payoff under overall economies of scale, and *c* under overall diseconomies of scale.

The **Net Average Revenue Product Cooperative** (NARP *coop*) is obliged to process and market all input the members choose to supply (Helmberger and Hoos). Consequently it has no control over the production of intermediary input and the quantity it has to process. It lacks the ability of coordination found in the JPM-*coop*. The average net return per unit of input, also called *net average revenue product* (NARP) is in the present set-up defined by^e

$$(10) \quad \omega_c = P - \frac{b_c + c_c(Q_c)}{Q_c} \quad (\equiv \text{NARP})$$

In this static model with only one single output sold in a competitive market, the *coop* has no direct influence on the *NARP*, but acts as a mere *price clearing central* for the members.

The maximization approach of Albæk and Schultz is employed where each member i chooses his quantity q_i so as to maximize his own profit. The member takes as given both the number of other *coop* members, $n_c - 1$, and the production level they choose, $Q_{c-i} = \sum_{k=1}^{n_c} q_j, k \neq i$. The individual member then seeks to maximize

$$(11) \quad \max_{q_i} \left\{ \left(P - \frac{b_c + c_c(q_i + Q_{c-i})}{q_i + Q_{c-i}} \right) q_i - g(q_i) \right\} \quad \text{s.t.} \quad \pi_c(q_i; n_c, Q_{c-i}) \geq 0, \quad i = 1, \dots, n_c$$

Each farmer is assumed to require a non-negative profit and internalizes only the effect that his output decision has on his own profit. The effect imposed on the other members is ignored.

Assume that all n_c suppliers in the *coop* are identical and produce the same output q_c in equilibrium. The first order condition for maximum in the unrestricted problem when using $Q_{c-i} = (n_c - 1)q_c$ and $q_i = q_c$ in equilibrium, is then given by

$$(12) \quad P - c'_c(Q_c) - g'\left(\frac{Q_c}{n_c}\right) = -\frac{(n_c - 1)}{n_c} \underbrace{\left(c'_c(Q_c) - \frac{b_c + c_c(Q_c)}{Q_c} \right)}_{\alpha_c}$$

The solution will only be socially optimal (price equal to marginal costs) when there are constant returns to scale in processing ($\alpha_c = 0$). Economies of scale ($\alpha_c < 0$) give underproduction since the

price exceeds marginal costs in equilibrium and overproduction occurs under diseconomies of scale ($\alpha_c > 0$).

Lemma 3 (Properties of the NARP coop payoff): Denote by N the total number of suppliers. Further, let \hat{n}_c denote the minimum numbers of members necessary for the coop to break even, defined by $P - [b_c + c_c(\hat{n}_c q_c)] / \hat{n}_c q_c = 0$. Then, $\bar{n}_c \equiv \max[3, \hat{n}_c]$ denotes the minimum number of members necessary for the coop to stay in business. The parameter capturing the degree of economies of scale in processing is denoted $\alpha_c \equiv c'_c(n_c q_c) - [b_c + c_c(n_c q_c)] / n_c q_c$. Since α_c is increasing in Q_c , it follows that it also is increasing in n_c . Let $\delta \equiv (n_c q_c / (n_c - 1))(c''_c(n_c q_c) + g''(q_c))$ denote an “upper threshold” for the economies of scale such that $\alpha_c > -\delta$ and let $\beta \equiv (n_c / (n_c - 2))q_c c''(n_c q_c) > 0$. Assume that $\gamma \equiv (n_c - 2)g''(q_c) - c''_c(n_c q_c) > 0$.

a) The cooperative maximizing net average revenue product (NARP) offers a positive payoff, $\pi_c^*(n_c)$, to all members if $n_c \in [\bar{n}_c, N]$ and zero payoff for all $n_c \in [0, \bar{n}_c)$. This implies that i) the payoff will be strictly increasing in the number of members, n_c , for situations with economies of scale in processing, $\alpha_c < 0$, where a limit δ is set to the economies of scale so that $\delta < \alpha_c$, ii) The payoff will be strictly decreasing under diseconomies of scale, $\alpha_c > 0$, and iii) the payoff will be constant under constant returns to scale, $\alpha_c = 0$.

$$\pi_c^*(n_c) \begin{cases} = 0, & n_c \in [0, \bar{n}_c) \\ > 0, & n_c \in [\bar{n}_c, N] \end{cases} \quad \text{and} \quad \frac{\partial \pi_c^*(n_c)}{\partial n_c} \begin{cases} > 0 & \text{if } \alpha_c \in (-\delta, 0) \\ = 0 & \text{if } \alpha_c = 0 \\ < 0 & \text{if } \alpha_c \in (0, \infty) \end{cases} \quad \forall n_c \in [\bar{n}_c, N]$$

b) The production from an additional member will make the aggregated quantity increase in the number of members as long as $\gamma \geq 0$ and $n_c \in [\bar{n}_c, N]$. The members' individual output will i) increase for all existing members under economies of scale, $\alpha_c \in (-\delta, 0)$, ii) decrease for all existing members under diseconomies of scale, $\alpha_c \in (0, \infty)$, and iii) remain constant for all existing members under constant returns to scale, $\alpha_c = 0$.

For $n_c \in [\bar{n}_c, N]$,

$$\frac{\partial q_c}{\partial n_c} \begin{cases} > 0 & \text{if } \alpha_c \in (-\delta, -\beta) \\ = 0 & \text{if } \alpha_c = -\beta \\ < 0 & \text{if } \alpha_c \in (-\beta, \infty) \end{cases} \quad \text{and} \quad \frac{\partial Q_c}{\partial n_c} > 0 \quad \forall \alpha_c \in (-\delta, \infty) \quad \text{if } \gamma \geq 0$$

■ **Proof:** See Appendix

The properties of the payoff functions in the two different types of cooperatives are shown to be analogous. Figure 2 will hence apply also to the NARP *coop*. However, comparison of the two first order conditions given in equations (9) and (12) shows that only the JPM *coop* entails a Pareto optimal solution. The reason is that the individual farmer in the NARP *coop* does not take into account the impact his action has on the outcome of all other farmers; it leads to too low production in a situation with economies of scale in processing, and too high production in a situation with diseconomies of scale. It follows that the payoff in the NARP *coop* always will be lower than the one of the JPM *coop* for any given number of suppliers, except for constant returns to scale, $\alpha_c = 0$ where they are equal. This is due to lack of coordination in the NARP *coop*. It follows that under an ultra-

passum technology in processing, maximum payoff will occur for a lower number of members in a JPM *coop* than in a NARP *coop*, all other things equal. If the farmers could freely decide the objective of the *coop* they should obviously choose the JPM-objective. However, the objective of the NARP *coop* may be seen as the outcome of a former constitution game in the organization, and as such, difficult to change. It is often a result of restrictions made by the Government and/or the Anti-trust authorities.

Lemmas 2 and 3 cover a wide range of firms and situations since they are based on quite general functional forms.

Stage 1: Farmers' Choice of Processor – The Market Game

The farmers are assumed to be rational and will hence seek to maximize utility. In this analysis, utility conveniently is assumed to be identical to profit.

In the two preceding sections we have derived the payoff functions for the *coop*, $\pi_c^*(n_c)$, and for the *iof*, $\pi_f^*(n_f)$. These two functions represent the maximum payoff obtainable for the individual supplier of the *coop* and the *iof* respectively, given the number of members/suppliers of each firm. Whenever there is a higher economic return through the *coop*, producers will switch from the *iof* to the *coop* and vice versa.^f Farmer i will hence always choose the processor that offers him the highest profit.

$$(13) \quad \max[\pi_c^*(n_c), \pi_f^*(n_f)]$$

To simplify the analysis it is assumed that $\pi_c(N) > 0$ and $\pi_f(N) > 0$. In other words, the payoff will be positive so that all the N farmers will produce under all possible market structures. The producers will keep on switching between the two processors until an equilibrium distribution of producers (n_c^*, n_f^*) is obtained where all receive an identical payoff $\pi^*(n_c^*, n_f^*)$.^g If no producer has the incentive to alter his own choice when the choices of all the other producers are revealed to him, this distribution constitutes a sub game perfect Nash equilibrium.

Possible outcomes of the market game are a single *coop* with the payoff $\pi^*(N, 0) \equiv \pi_c^*(N)$, a single *iof* with payoff $\pi^*(0, N) \equiv \pi_f^*(N)$, or a mixed market equilibrium where both firms coexist, offering the farmers identical profit: $\pi^*(n_c^*, n_f^*) \equiv \pi_c^*(n_c^*) \equiv \pi_f^*(n_f^*)$ s.t. $n_c + n_f = N$.

Based on the characteristics of the payoff functions of the *iof* and the *coop* described in Lemmas 1, 2 and 3 respectively, the Nash-equilibria for the input market can be found. By using the definition $n_f \equiv N - n_c$ in the *iof*'s payoff function, the payoff functions of both processors can conveniently be inserted into a common diagram and the equilibrium can be demonstrated and discussed graphically. The number of members in the *coop* is measured on the x -axis from the left to the right. The total number of farmers N is the maximum. Evidently, the number of suppliers of the *iof* will be displayed from right to left. The characteristics of the equilibria are presented in Proposition 1–3 below. They refer to the crossing or non-crossing of the two firms' payoff-functions in the common diagram

PROPOSITION 1 (Non-Crossing of Payoff Functions): *The payoff functions of both the coop and the iof are shown to be continuous over their range. It follows that there exists a market structure with a single firm if no crossing of the two payoffs take place. Depending on the costs, the market will consist of a:*

a) **Single coop** defined by, $(n_c^*, n_f^*) = (N, 0)$ with the payoff $\pi^*(n_c^*, n_f^*) = \pi_c^*(N)$ if

$$\pi_c^*(n_c) > \pi_f^*(N - n_c) \quad \forall \quad n_c \in [\bar{n}_c, (N - \bar{n}_f)]$$

- b) **Single iof** defined by $(n_c^*, n_f^*) = (0, N)$ with the payoff $\pi^*(n_c^*, n_f^*) = \pi_f^*(N)$ if
- $$\pi_c^*(n_c) < \pi_f^*(N - n_c) \quad \forall \quad n_c \in [\bar{n}_c, (N - \bar{n}_f)]$$

■ **Proofs** follows directly from Lemmas 1, 2 and 3.

The two equilibrium solutions from Proposition 1 are described in figures 3 panel a and b respectively. These market outcomes are likely to occur if one of the firms has very low processing costs relative to the other.

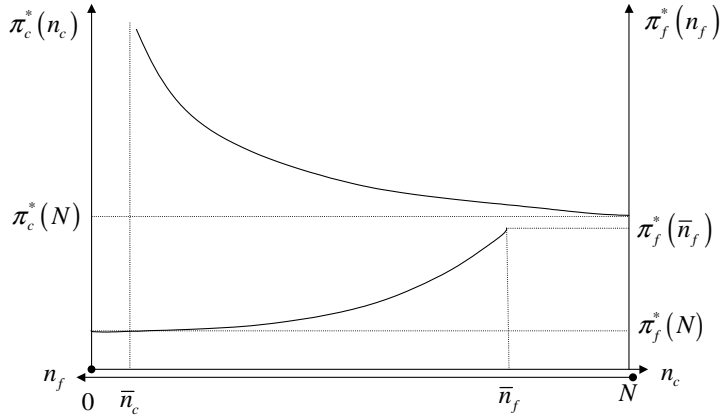


Figure 3 a: No crossing of payoffs where the coop payoff surpasses the iof payoff for all (n_c, n_f) . The equilibrium solution results in a single cooperative (corner solution).

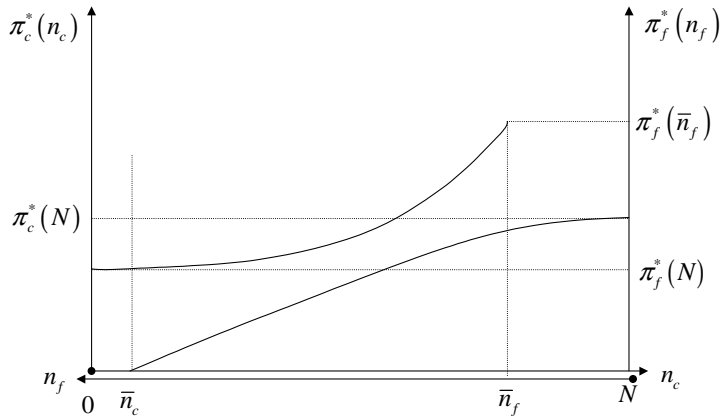


Figure 3 b: Non-crossing of payoffs where the iof payoff surpasses the coop payoff for all (n_c, n_f) . The equilibrium solution results in a single investor-owned firm (corner solution).

PROPOSITION 2 (Single Crossing of Payoff Functions): The payoff functions of both the coop and the iof are shown to be continuous over their range. The payoffs will cross once and only once in a point where the distribution of producers is denoted (n_c^k, n_f^k) under the following conditions:

a) Assume that $\pi_c^*(\bar{n}_c) < \pi_f^*(N - \bar{n}_c)$ and $\pi_c^*(N - \bar{n}_f) > \pi_f^*(\bar{n}_f)$. From Lemma 1-3 we have that $\partial\pi_c^*(n_c)/\partial n_c > 0$ and $\partial\pi_f^*(N - n_c)/\partial n_c > 0$, evaluated for the distribution of producers, (n_c^k, n_f^k) .

- i) If $\pi_c^*(n_c^k) > \pi_c^*(N)$, we will have a **mixed market equilibrium** defined by $(n_c^*, n_f^*) = (n_c^k, n_f^k)$ where $\bar{n}_c \leq n_c^k \leq (N - \bar{n}_f)$ and $\bar{n}_f \leq n_f^k \leq (N - \bar{n}_c)$. The equilibrium payoff will be $\pi^*(n_c^*, n_f^*) = \pi_c^*(n_c^k) = \pi_f^*(n_f^k)$. (See figure 4 panel a)
- ii) If $\pi_c^*(n_c^k) \leq \pi_c^*(N)$, we will have a **single coop** in equilibrium defined by $(n_c^*, n_f^*) = (N, 0)$. The equilibrium payoff will be $\pi^*(n_c^*, n_f^*) = \pi_c^*(N)$. (See figure 4 panel b)
- iii) Let $\pi_c^*(\bar{n}_c) > \pi_f^*(N - \bar{n}_c)$ and $\pi_c^*(N - \bar{n}_f) < \pi_f^*(\bar{n}_f)$. Here $\partial\pi_c^*(n_c)/\partial n_c < 0$ and $\partial\pi_f^*(N - n_c)/\partial n_c > 0$ evaluated in (n_c^k, n_f^k) . These conditions yield a stable **mixed market equilibrium** defined by $(n_c^*, n_f^*) = (n_c^k, n_f^k)$, where $\bar{n}_c \leq n_c^k \leq (N - \bar{n}_f)$ and $\bar{n}_f \leq n_f^k \leq (N - \bar{n}_c)$. The resulting payoff will be $\pi^*(n_c^*, n_f^*) = \pi_c^*(n_c^k) = \pi_f^*(n_f^k)$. (See figure 4 panel c)

■ **Proof** follows directly from Lemmas 1, 2 and 3.

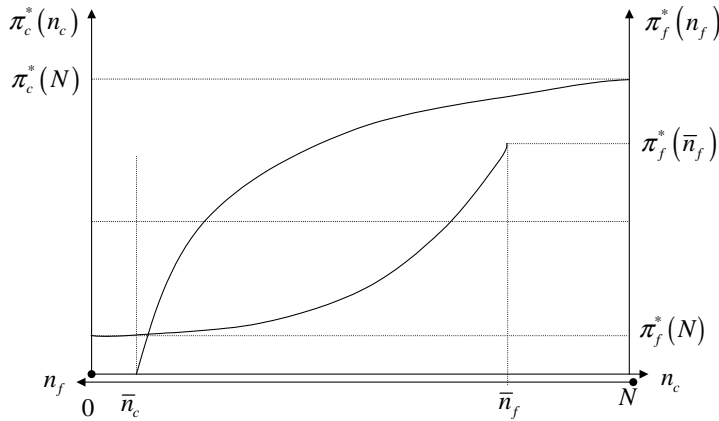


Figure 4 a: Single crossing of payoffs where the coop payoff is increasing at the crossing point. The mixed equilibrium will be Pareto-dominated by the single cooperative equilibrium (corner solution).

If the *coop* has overall economies of scale it will crowd out the *iof* under “single crossing” of payoffs. This situation is described in Figure 4a. However, if it has an ultra-passum technology in processing and single crossing, the equilibrium solution will depend on whether the single firm payoff is higher or lower than the mixed market. A situation where a mixed market is the equilibrium is described in Figure 4b.

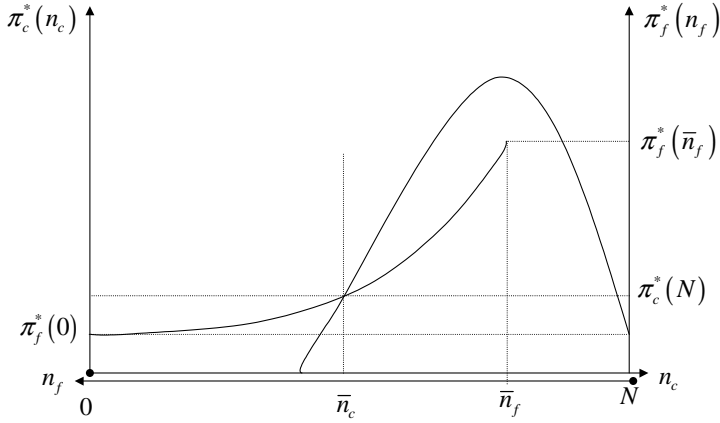


Figure 4 b: Single crossing of payoffs where the coop payoff is increasing at the crossing point. The single cooperative equilibrium (corner solution) will be Pareto-dominated by the mixed equilibrium.

If the *coop* has overall diseconomies of scale and there exists a single crossing of payoffs, a mixed market will emerge. This situation is described in figure 4 panel c.

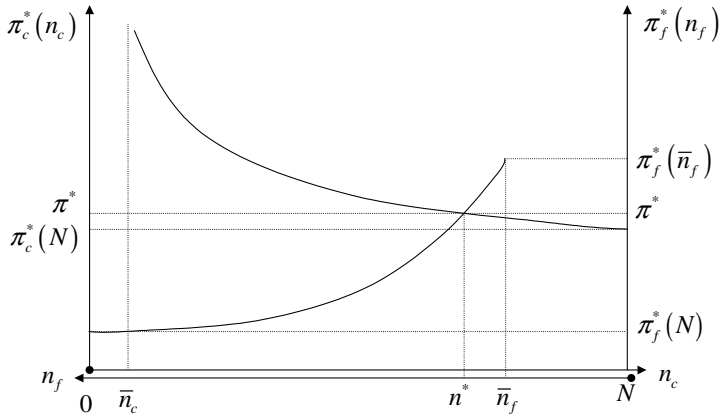


Figure 4 c: Single crossing of payoffs where the coop payoff is decreasing at the crossing point. A mixed market will be the equilibrium solution.

PROPOSITION 3 (Double Crossing of Payoff Functions): The payoff functions of both the coop and the iof are shown to be continuous over their range. Assume that $\pi_c^*(\bar{n}_c) \leq \pi_f^*(N - \bar{n}_c)$ and $\pi_c^*(N - \bar{n}_f) \leq \pi_f^*(\bar{n}_f)$. It follows then from Lemmas 1–3 that the payoff functions will cross twice. Let (n_c^k, n_f^k) and (n_c^l, n_f^l) denote the distribution of producers in the two crossings of the payoff functions and let $n_c^k < n_c^l$.

We have that $\partial \pi_f^*(N - n_c) / \partial n_c > 0 \quad \forall \quad n_c \in [\bar{n}_c, (N - \bar{n}_f)]$. It follows that $\pi^*(n_c^k, n_f^k) < \pi^*(n_c^l, n_f^l)$ and we will have a **mixed market equilibrium** defined by $(n_c^*, n_f^*) = (n_c^l, n_f^l)$ with the equilibrium payoff $\pi^*(n_c^*, n_f^*) = \pi_c^*(n_c^l) = \pi_f^*(n_f^l)$.

■ **Proof** follows directly from Lemmas 1, 2 and 3.

The mixed market described in Proposition 3 is illustrated in figure 5. In this setting the *coop* is assumed to have an *ultra passum processing technology*.

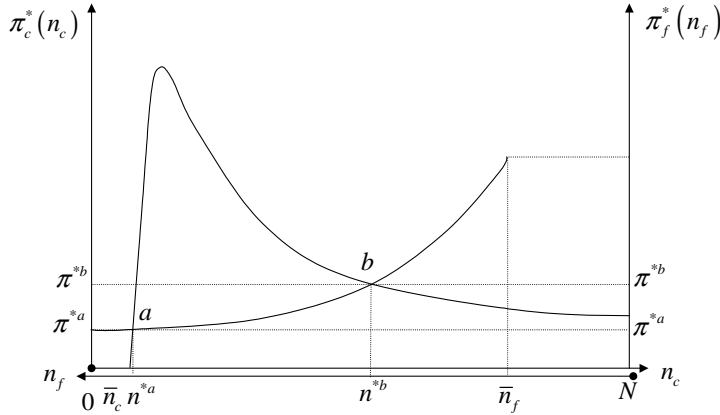


Figure 5: Double-crossing of payoffs where the mixed market equilibrium *a* will be Pareto-dominated by equilibrium *b*.

A two-tier market has been analyzed where only two potential processors, an open membership coop and a regular iof, operate in the input market. They are price takers in the final market. It is proved that all types of market structures, including a mixed market, are possible equilibria in the market game. Depending on the cost structure and cost level of the processors, we may expect a single cooperative, a single investor-owned firm or a mixed market consisting of both processors to emerge.

Discussion

Since a *coop* has maximum profit or maximum price to the member producers as objective, one may think that it will benefit the producers if the *coop* is the only processor in the market. However, according to the analysis performed, this is not always the case. Situations will exist where a mixed market is superior to a single *coop* for all producers. The reason is diseconomies of scale in the *coop*'s processing activity. It results in decreasing payoff when the number of members increases because each new member causes the total output to increase. The problem is impossible to avoid as long as the *coop* practices an open membership policy. It is proved that the payoff for a *coop* pursuing the NARP objective always will be lower than the one offered by a JPM *coop*, except for a situation with constant returns to scale in processing. This is due to the problem of non-optimal quantity produced by the NARP *coop* members under both economies and diseconomies of scale in processing. The individual producer does not take into account the loss his marginal increase in production inflicts upon all the other members. As a result, the likelihood of a mixed market will be highest if the *coop* maximizes NARP. A JPM *coop* is more efficient and hence more likely to crowd out the *iof*.

The output market is assumed to be perfectly competitive. It follows that the payoff to the *coop* members will be decreasing in the number of members only under diseconomies of scale in processing. Diseconomies of scale are claimed to be rare in the food processing industry. However, we may experience diseconomies of scale when a cooperative grows into a "large" organization with a "loose" management. A reduction in efficiency may also be caused by increasingly diverging objectives of the members as the organization grows. It can also be shown that the payoff will decline if the cooperative offers its output in a market with a downward-sloping demand curve. Hence, imperfect competition in the output market may cause decreasing payoff in the *coop* for an additional supplier even if no diseconomies of scale in processing exist. This makes a mixed market more likely to evolve and become an equilibrium solution.

This brings us back to the article of Albæk and Schultz. They analyze a duopoly in the output market and suggest that the *coop* will always be superior to the *iof* with regard to the payoff, eventually driving the *iof* out of the market. The result is based on the two firms producing identical output and competing in a Cournot manner in the output market. Hence, the price of output is linking the two firms' strategies together in the second stage of the game. The cooperative is shown to always produce more than the *iof*, forcing the price of output down for both firms. Eventually, the *iof* will be driven out of the market. Differentiating the output can help moderate this extreme situation since it will bring a higher degree of independence between the players at the second stage of the game. The *iof* will be less sensitive to the *coop*'s strategy and may earn enough profit to remain in the market.

The introduction of heterogeneous farmers, as in the contribution of Sexton, will also reduce the dependency in the input market. This may advance a mixed market equilibrium.

The model of Karantininis and Zago turns out to be a special case of the general model developed in this article. They model a situation where the *coop* is of the NARP type and exhibits diseconomies of scale for all quantities processed. There are no fixed costs so the *iof* has no binding break-even restriction. It follows that they always will find a mixed market equilibrium.

Sexton formalizes the notion of the salutary effect the *coop* has on its rivals' behavior as a "yardstick of competition" for the possible exercise of oligopsony power in a structural oligopsony. The present article shows that in the case of an open membership *coop*, the *iof* may serve as a "yardstick of production" for the *coop*. It helps the member farmers to achieve an increased payoff relative to a situation with a single *coop* by offering an outside option. In the case of diseconomies of scale it will help reduce the problem of excess production. Competition with another cooperative would have ensured the same or even a better outcome. However, because of the common ownership of capital in cooperatives it can be a slow process to set up a new one. Probably, the formation of an investor-owned firm will be faster and an *iof* will be more likely to enter the market first. One thing to notice is that even competition from an *iof* may enhance the situation for members of a single *coop* with open membership.

Concluding Remarks

It has been argued that mixed markets consisting of investor-owned processors and open membership cooperatives cannot be a long term stable equilibrium. Further, it is suggested that the cooperative eventually will crowd out the investor-owned firm leading to a single cooperative in the market. However, we observe many mixed markets in the agricultural sector.

This article has proven that a mixed market may exist as a stable equilibrium under quite general conditions. Diseconomies of scale in processing cause the payoff to producers to decrease with an additional *coop* member (crowding). In such a situation a single *coop* will experience excessive supply, causing too low returns for the producers. The problem originates in the open membership policy. The inability to restrict production in the NARP *coop* (lack of coordination) aggravates the problem. In this situation the entry of an *iof* into the market will serve as a "yardstick of production"; it offers an outside option to the farmers that eventually may result in higher profits for all farmers, independent of which one of the processors they choose to supply.

A task for further research is to explore the possible effect of differentiating the output in an imperfect output market. Also, empirical work regarding the predictions made in this article would be useful. More insight is needed regarding different market types and their dependence on economies of scale in processing.

References

- Albæk, S., and C. Schultz . “On the Relative Advantage of Cooperatives.” *Economics Letters* 59 (1998): 397–401.
- Bergman, M.A. “Antitrust, Marketing Cooperatives, and Market Power.” *European Journal of Law and Economics* 4 (1997): 73–92.
- Borgen, S.O. ”Rethinking Incentive Problems in Cooperative Organization.” *Journal of Socio-Economics*, in press.
- Buchanan, J.M. “An Economic Theory of Clubs.” *Economica* 32 (1965): 1–14.
- Cotterill, R.W. “Agricultural Cooperatives: A Unified Theory of Pricing, Finance, and Investment.” *Cooperative Theory: New Approaches*, J.S. Royer, ed. pp. 171–258. Washington DC: U.S. Department of Agriculture, ASC Service Report 18, 1987.
- Enke, S. “Consumer Cooperatives and Economic Efficiency.” *American Economic Review*, 35 (1945): 148–55.
- Frisch, R. *Theory of Production*. Dordrecht: Reidel, 1965.
- Fulton, M. “Co-operatives in Oligopolistic Industries: The Western Canadian Fertilizer Industry.” *Journal of Agricultural Cooperatives* 4 (1989): 1–19.
- Helmberger, P.G. “Cooperative Enterprise as a Structural Dimension of Farm Markets.” *Journal of Farm Economics* 46 (1964): 603–17
- Helmberger, P.G., and S. Hoos. “Cooperative Enterprise and Organization Theory.” *Journal of Farm Economics* 44 (1962): 275–90
- Hendrikse, G. W. J. “Screening, Competition and the Choice of the Cooperative as an Organisational Form.” *Journal of Agricultural Economics* 49(2) (1998): 202-17
- Karantininis, K., and A. Zago. “Endogenous Membership in Mixed Duopsonies.” *American Journal of Agricultural Economics* 83 (2001): 1266–1272.
- Rhodes, V.J. “The Large Agricultural Cooperative as a Competitor.” *American Journal of Agricultural Economics* 65 (1983): 1090–1095.
- Rogers, R.T., and R.J. Sexton. “Assessing the Importance of Oligopsony Power in Agricultural Markets.” *American Journal of Agricultural Economics* 72 (1994): 1143–1150.
- Sexton, R.J. “Imperfect Competition in Agricultural Markets and the Role of Cooperatives: A Spatial Analysis.” *American Journal of Agricultural Economics* 72 (1990): 709–720.
- Taylor, R.A. “The Taxation of Agricultural Coopertives – Some Economic Implications.” *Canadian Journal of Agricultural Economics*, 19 (1971): 13–24.
- Tennbakk, B. “Determining the Size of an Open Marketing Cooperative in Duopoly.” *Market Behavior of Agricultural Cooperatives*. PhD dissertation in Economics No. 10, Department of Economics, University of Bergen, 1996.
- Tiebout, C.M. “A Pure Theory of Local Public Goods.” *Journal of Political Economy*, 64 (1956): 416–424.

Appendix

Proof of Lemma 1

The envelope theorem is used on the first order condition for maximum in equation (7) to first find the effect of an additional supplier on total output.

$$(14) \quad \frac{\partial Q_f}{\partial n_f} = \left[\frac{2g''\left(\frac{Q_f}{n_f}\right) + g'''\left(\frac{Q_f}{n_f}\right)\frac{Q_f}{n_f}}{n_f c_f''(Q_f) + 2g''\left(\frac{Q_f}{n_f}\right) + g'''\left(\frac{Q_f}{n_f}\right)\frac{Q_f}{n_f}} \right] \frac{Q_f}{n_f} > 0 \quad \forall Q_f > 0, \bar{n}_f \leq n_f \leq N$$

Due to the assumption that $g'''(q_f) \geq 0$, total output is strictly increasing in the number of suppliers, n_f .

The effect on the individual supplier's quantity of an additional supplier is found by substituting the equilibrium condition $Q_f = n_f q_f$ into the first order condition (7) and then using the envelope theorem

$$(15) \quad \frac{\partial q_f}{\partial n_f} = \frac{-c_f''(n_f q_f) q_f}{n_f c_f''(n_f q_f) + 2g''(q_f) + g'''(q_f) q_f} < 0 \quad \forall \bar{n}_f \leq n_f \leq N$$

The *net payoff* offered, is obtained by inserting the optimal quantity from equation (7) into the *iof* supplier's profit function, equation(4). It is a function of the number of suppliers from stage one of the game.

$$(16) \quad \pi_f^*(n_f) = \omega q_f(n_f) - g(q_f) = g'(q_f) q_f - g(q_f) \quad \text{where } q_f = q_f(n_f)$$

From equation (16) and (15) it follows that

$$(17) \quad \frac{\partial \pi_f^*(n_f)}{\partial n_f} = g''(q_f) q_f \frac{\partial q_f}{\partial n_f} < 0$$

Proof of Lemma 2

From equation (9) we have

$$(18) \quad \frac{\partial q_c}{\partial n_c} = -\frac{c_c''(n_c q_c) q_c}{c_c''(n_c q_c) n_c + g''(q_c)} < 0, \quad \forall q_c > 0$$

The joint profit is distributed symmetrically so the individual farmer's profit (payoff) takes the form of $\pi_c^*(n_c) = \Pi_c^*/n_c$. By using the envelope theorem we find that

$$(19) \quad \frac{\partial \pi_c^*(n_c)}{\partial n_c} = -\frac{Q_c}{n_c^2} \alpha_c$$

Inserting $Q_n = n_c q_c$ into the first order condition (9) yields

$$(20) \quad \frac{\partial Q_c}{\partial n_c} = \frac{Q_c}{n_c} \left[1 - \frac{1}{1 + \frac{g''(Q_c/n_c)}{c_c''(Q_c)n_c}} \right] > 0, \quad \forall \bar{n}_c \leq n_c \leq N$$

Proof of Lemma 3

The profit for the individual member in equation (11), is a sum of concave and strictly concave functions in q_c . It follows that it must be strictly concave and that the second order condition for maximum will be satisfied for all positive quantities q_c , that is

$$(21) \quad \frac{\partial^2 \pi_c^*}{(\partial q_c)^2} = - \left(\frac{2}{n_c} \right) \left(\frac{n_c - 1}{n_c q_c} \right) \underbrace{\left(c_c'(n_c) - \frac{b_c + c_c(n_c q_c)}{n_c q_c} \right)}_{\alpha_c} - \left(\frac{1}{n_c} c_c''(n_c q_c) + g''(q_c) \right) < 0 \quad \forall q_c$$

By using the envelope theorem on the first order condition from equation (12) where $Q_c \equiv n_c q_c$, we find that

$$(22) \quad \frac{\partial q_c(n_c)}{\partial n_c} = - \frac{q_c}{n_c} \left[\frac{\left(\frac{n_c - 2}{n_c q_c} \right) \alpha_c + c_c''(n_c q_c)}{\left(\frac{n_c - 1}{n_c q_c} \right) \alpha_c + c_c''(n_c q_c) + g''(q_c)} \right]$$

This expression is negative under diseconomies of scale in processing, $\alpha_c > 0$, when $n_c > 2$. For $\alpha_c < 0$, the expression will depend upon the sign of the nominator relative to the denominator. In the subsequent analysis it is assumed that $\alpha_c > -\frac{n_c q_c}{n_c - 1} [c_c''(n_c q_c) + g''(q_c)] \equiv -\delta$ to assure that the denominator in equation (22) remains positive. The interpretation of this assumption is that an upper limit is set for economies of scale in processing. By using the envelope theorem on the first order condition and that $Q_c = n_c q_c$ we find how the total quantity changes when the number of members increases.

$$(23) \quad \frac{\partial Q_c(n_c)}{\partial n_c} = \frac{1}{n_c} \left[\frac{\alpha_c + g''\left(\frac{Q_c}{n_c}\right) Q_c}{\left(\frac{n_c - 1}{Q_c}\right) \alpha_c + c_c''(Q_c) + g''\left(\frac{Q_c}{n_c}\right)} \right]$$

Again, for $\alpha_c > 0$ (diseconomies of scale), total quantity increases with the number of members. Rearranging the denominator that is assumed to be positive entails the following condition

$$(24) \quad \alpha_c > -Q_c g''(q_c) - \frac{Q_c}{n_c - 1} (c_c''(Q_c) - (n_c - 2) g''(q_c))$$

It follows that the nominator will be non-negative for $\alpha_c < 0$ if $c_c''(n_c q_c) \leq (n_c - 2) g''(q_c)$, which is assumed in the subsequent analysis.^h The interpretation of this condition is that the marginal cost of processing the optimal quantity for any number of members, is increasing less than $(n_c - 2)$ times the marginal cost of production of the member farmers. It follows that the total quantity always will increase with an increasing number of members under the given conditions.

Next the derivate of the payoff $\pi_c^*(n_c)$ with respect to the number of members and insert the result from equation (22)

$$(25) \quad \frac{\partial \pi_c^*(n_c)}{\partial n_c} = \alpha_c \frac{q_c}{n_c} \left[\frac{-\frac{2}{n_c} \left(\frac{n_c-1}{n_c q_c} \right) \alpha_c - \left(\frac{1}{n_c} c_c''(n_c q_c) + g''(q_c) \right)}{\left(\frac{n_c-1}{n_c q_c} \right) \alpha_c + (c_c''(n_c q_c) + g''(q_c))} \right]$$

The numerator in the large brackets is the expression from the second order condition in equation (21) and thus negative for all α_c . The sign of the denominator is already assumed to be positive.

Hence, the sign of the expression will be equal to the sign of α_c . Payoff will thus increase for an increasing number of members as long as there are economies of scale in processing. When production reaches a level where an extra member causes diseconomies of scale, the payoff will decrease with an increase in members. For constant returns to scale, the payoff will be insensitive to the number of members.

The NARP includes the *coop*'s fixed cost, b_c . A certain number of members is hence required to generate a sufficient volume of production to cover this fixed cost. This reflects the existence of economies of scale in the market. By inserting the optimal quantity from the first order condition in equation (12) into equation (10), the optimal NARP is found. The minimum number of members required for the *coop* to break even, \bar{n}_c , is defined by $P - [b_c + c_c(\bar{n}_c q_c)] / \bar{n}_c q_c = 0$

Endnotes

^a Notice that the set-up includes both a single *coop*, $n_c = N$ and a single *iof*, $n_f = N$.

^b To ensure that the second order condition for maximum profit is satisfied, it is assumed that $g'''(q_f) \geq 0$ (sufficient condition). The assumption signifies an increasing rate of change in the convex curvature of the inverse supply function. A rationale for the assumption is a limited production capacity for each producer. It holds true for all power and exponential functions.

^c This set-up is similar to that used by Helmerger in his seminal article on cooperatives. It deviates however from that of Albæk and Schultz where the two firms compete in the output market, and not for input. Hence, it is not straightforward to compare the results.

^d Normally, the *coop* requires new members to subscribe a small premium for the entry of new members. This premium (investment) often pays no or low dividend or interest. For the purpose of the present analysis the premium may be ignored without loss of generality.

^e This is a simplified version of the NARP since units are chosen so that one unit of input yields one unit of output. The quantities of both are hence conveniently denoted by Q_c .

^f This is in accordance with Helmerger who states: "The cooperative will be seeking new members so long as net returns are less than the maximum amount obtainable [...]. If the profit seeking firms fail to match the cooperative's price, their suppliers will seek, presumably with success, cooperative membership."

^g This has parallels to the Theory of Clubs and the "voting with the feet equilibrium" (Buchanan; Tiebout).

^h This is a sufficient, but not a necessary condition.