



AgEcon SEARCH
RESEARCH IN AGRICULTURAL & APPLIED ECONOMICS

The World's Largest Open Access Agricultural & Applied Economics Digital Library

This document is discoverable and free to researchers across the globe due to the work of AgEcon Search.

Help ensure our sustainability.

Give to AgEcon Search

AgEcon Search

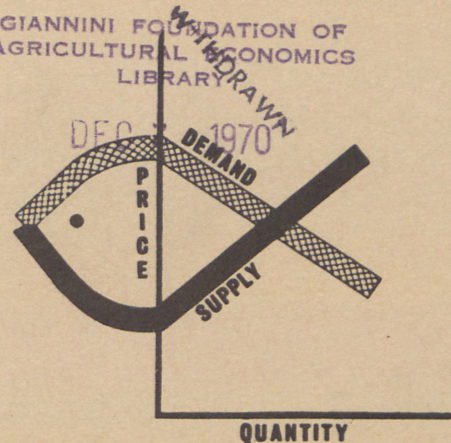
<http://ageconsearch.umn.edu>

aesearch@umn.edu

*Papers downloaded from **AgEcon Search** may be used for non-commercial purposes and personal study only. No other use, including posting to another Internet site, is permitted without permission from the copyright owner (not AgEcon Search), or as allowed under the provisions of Fair Use, U.S. Copyright Act, Title 17 U.S.C.*

annual shell

GIANNINI FOUNDATION OF
AGRICULTURAL ECONOMICS
LIBRARY



**A SURVEY OF FISH PURCHASES
BY SOCIO-ECONOMIC CHARACTERISTICS**

Annual Report

February 1969 - January 1970

by

Darrel A. Nash


Project Monitor

Working Paper No. 50

April 1970

US

**BUREAU OF COMMERCIAL FISHERIES
DIVISION OF ECONOMIC RESEARCH**



FOREWORD

The Bureau of Commercial Fisheries through its Division of Economic Research is supporting a project to obtain, by statistical survey, the patterns of fish product purchases according to socio-economic characteristics of households. Market Facts, Inc. was contracted to carry out the survey. Fifteen hundred households were surveyed by completing a diary of fish purchases. The participants replicate the U.S. population by geographic region and cover a wide variation of income, family size, occupation, and age, as well as race and religion. This year-long survey was undertaken because the marketing research program of the Bureau is seriously restricted without this basic information on factors affecting the ultimate use of fishery products. At the present time, changes in demand can only be related to aggregated information on national income, population and prices. The ability to predict changes by use of the available information is quite limited. The survey data will enable the Bureau to determine how the various characteristics of the population cause shifts in demand, and is expected to greatly improve predictive capabilities. These data will be used during the coming year in this research effort.

These statistics cannot be used directly to project consumption of the entire population. The statistical research results will aid in projecting total U.S. consumption. Nevertheless, there is wide interest in the data as such. It is expected that it will greatly enhance the understanding of fish buying patterns in the U.S. Four quarterly reports have been issued which summarize each quarter of the survey individually. This report covers the complete one-year survey period.

Table of Contents

	<u>Page</u>
Foreword	ii
Explanatory Notes	iii
Relation Between Per Capita Consumption of Major Species by Various Socio-Economic Characteristics	11
All Households	55
Household Income	77
Per Capita Income	25
Household Size	337
U.S. Census Geographic Divisions	45
Age of Household Head	63
Education of Household Head	73
Occupation of Household Head	81
Age and Sex of Children	93
Race	111
Religion	119
Month	129
All Households, Each Quarter	153

EXPLANATORY NOTES

This report contains the response of 1,586 households with a total of 4,864 persons. These responses were summarized by major fish products, the measurement of consumption, and the socio-economic characteristics. Beginning on page 5, the data by columns are as follows: (1) the total number of times the purchase was made for household use; (2) the total number of persons for which the item was purchased; (3) the total number of pounds purchased by survey participants; (4) total dollars spent on the item; (5) the price per pound found by dividing column (4) by column (3); (6) the pounds purchased per household found by dividing column (3) by the number of households in the socio-economic category; and finally, (7) the pounds per person or per capita found by dividing column (3) by the number of persons in the socio-economic category. In addition, purchases are classified by month, and by the six diaries (approximately a two-week period) which were returned by participants for preparation of this report. The reverse side of each page shows the number of meals eaten away from home by the household members in each class.

The totals in this annual report are slightly different from the sum of the four quarters. The panel participants eligible to derive the annual ~~totals~~ do not match completely the set of participants used to derive each quarterly report.




Table 1. Relation between per capita consumption of selected species and various socio-economic characteristics February, 1969-January, 1970 - Annual Report (pounds per capita).

Socio-Economic ¹ Characteristics	Specialty Items						TOTAL
	Tuna Pie	Clam Chowder	Oyster Stew	TV Dinners	Smoked Fish	Other Specialties	
<u>RACE</u>							
Negro	.245	.073	.129	.182	.000	.452	1.081
White	.129	.243	.138	.461	.115	.337	1.423
Other	.255	.264	.273	.318	.000	.000	1.110
Not Specified	.000	.229	.050	.614	.000	.857	1.750
<u>RELIGION</u>							
Catholic	.176	.370	.136	.492	.105	.328	1.607
Jewish	.209	.151	.013	1.425	1.198	1.860	4.856
Protestant	.116	.198	.145	.404	.072	.289	1.413
Other	.551	.537	.016	.195	.000	.495	1.794
Not Specified	.000	.000	.000	.400	.000	.215	.615
<u>INCOME PER CAPITA</u>							
Under 1,000	.107	.038	.081	.208	.030	.245	.709
1,000-1,999	.163	.174	.212	.361	.093	.281	1.284
2,000-2,499	.094	.190	.078	.464	.081	.346	1.253
2,500-2,999	.092	.185	.085	.475	.096	.254	1.183
3,000-3,499	.139	.205	.116	.642	.135	.432	1.669
3,500 & over	.130	.388	.112	.514	.151	.411	1.706
<u>OCCUPATION</u>							
Prof. & Semiprof. Proprietors, Managerial	.144	.222	.051	.228	.075	.268	.988
Clerical & Sales Craftsmen, fore- men	.104 .148	.217 .219	.177 .080	.414 .821	.153 .164	.378 .414	1.393 1.846
Head Operative All Others	.137 .038 .220	.308 .084 .309	.127 .118 .300	.402 .229 .591	.113 .054 .075	.266 .201 .495	1.353 .724 1.990
<u>EDUCATION</u>							
Less than 4 yr. high school	.138	.211	.255	.491	.109	.425	1.629
Less than 4 yr. college	.141	.302	.113	.513	.129	.347	1.545
College grad. Head, not spec.	.155 .048	.176 .079	.060 .000	.339 .494	.081 .279	.298 .363	1.109 1.263
<u>REGION</u>							
New England	.134	.553	.123	.496	.074	.586	1.966
Middle Atlantic	.124	.393	.174	.581	.158	.528	1.958
E. North Central	.115	.101	.104	.466	.167	.224	1.177
W. North Central	.115	.062	.064	.183	.038	.176	.638
South Atlantic	.077	.314	.174	.351	.083	.356	1.355
E. South Central	.129	.016	.365	.189	.018	.340	1.057
W. South Central	.119	.066	.087	.211	.002	.293	.778
Mountain	.350	.106	.229	.562	.190	.344	1.781
Pacific	.210	.404	.062	.776	.132	.303	1.887

¹ Other socio-economic characteristics such as age of head of household, size of household, household income, and age of children in household were not included in this table, although available.

Source: Bureau of Commercial Fisheries, Division of Economic Research

Table 2. Relation between per capita consumption of selected species and various socio-economic characteristics February, 1969-January, 1970 - Annual Report (pounds per capita).

Socio-Economic ¹ Characteristics	Shellfish, Fresh and Frozen								TOTAL
	Shrimp	Oysters	Crabs	Lobster	Lobster Tails	Clams	Scallops	Other Shellfish	
RACE									
Negro	1.988	.366	.291	.065	.210	.015	.062	.006	3.003
White	.909	.194	.150	.175	.131	.078	.086	.008	1.731
Other	3.036	.745	.764	.564	.000	.255	.436	.000	5.800
Not Specified	.507	.029	.114	.000	.000	.000	.171	.000	.821
RELIGION									
Catholic	1.227	.115	.148	.233	.229	.109	.126	.006	2.193
Jewish	1.507	.016	.203	.051	.157	.060	.236	.000	2.230
Protestant	.859	.234	.157	.161	.108	.067	.068	.008	1.662
Other	1.928	.295	.416	.000	.000	.060	.147	.000	2.846
Not Specified	.115	.080	.040	.000	.170	.000	.000	.000	.405
INCOME PER CAPITA									
Under 1,000	.550	.185	.026	.003	.016	.002	.031	.007	.820
1,000-1,999	.853	.231	.144	.233	.161	.069	.086	.007	1.784
2,000-2,499	.520	.140	.095	.075	.067	.045	.062	.011	.975
2,500-2,999	1.469	.171	.228	.113	.256	.138	.075	.005	2.455
3,000-3,499	1.226	.151	.112	.215	.091	.064	.086	.004	1.949
3,500 & over	1.052	.209	.217	.208	.133	.095	.108	.008	2.030
OCCUPATION									
Prof. & Semiprof.	.755	.127	.132	.110	.068	.045	.069	.005	1.311
Proprietors, Managerial	.812	.249	.168	.125	.097	.091	.060	.010	1.612
Clerical & Sales Craftsmen, fore- men	1.231	.195	.170	.329	.134	.076	.121	.010	2.266
Head Operative	1.110	.199	.143	.293	.093	.023	.104	.005	1.970
All Others	.867	.111	.111	.013	.146	.046	.035	.006	1.335
	.971	.291	.209	.126	.272	.164	.117	.009	2.159
EDUCATION									
Less than 4 yr. high school	.977	.249	.160	.385	.155	.112	.059	.005	2.102
Less than 4 yr. college	1.103	.227	.165	.078	.142	.075	.120	.006	1.916
College grad.	.875	.131	.187	.127	.113	.042	.065	.018	1.558
Head, not spec.	.333	.000	.050	.000	.235	.017	.000	.013	.648
REGION									
New England	.998	.125	.161	1.895	.052	.649	.275	.009	4.164
Middle Atlantic	1.257	.116	.126	.114	.211	.073	.131	.003	2.031
E. North Central	.726	.149	.018	.021	.181	.021	.069	.008	1.193
W. North Central	.466	.121	.006	.004	.025	.000	.009	.000	.631
South Atlantic	1.253	.403	.213	.141	.087	.035	.056	.009	2.197
E. South Central	.863	.360	.203	.122	.336	.016	.007	.004	1.911
W. South Central	1.265	.227	.097	.005	.004	.003	.014	.019	1.634
Mountain	1.287	.296	.151	.022	.201	.017	.227	.000	2.201
Pacific	.686	.193	.536	.021	.082	.092	.090	.012	1.712

¹ Other socio-economic characteristics such as age of head of household, size of household, household income, and age of children in household were not included in this table, although available.

Source: Bureau of Commercial Fisheries, Division of Economic Research

Table 3. Relation between per capita consumption of selected species and various socio-economic characteristics February, 1969-January, 1970 - Annual Report (pounds per capita).

Fish Socio-Economic ¹ Characteristics	Finfish, Fresh and Frozen											TOTAL	
	Had- dock	Floun- der Sole	Hali- but	Ocean Perch	Cod	Salmon	Red Snap- per	Cat- fish	Whit- ing	Sword- fish	Pol- lock		Other Fin- fish
RACE													
Negro	.641	.700	.152	1.707	.748	.192	.912	.937	1.381	.068	.000	3.988	11.426
White	.593	.540	.321	.574	.553	.171	.134	.223	.135	.172	.016	.515	3.947
Other	.736	.600	.000	.000	.909	.000	.236	.000	.000	.391	.000	1.073	3.945
Not Specified	.093	.221	.271	.571	.264	.000	.000	.000	.000	.000	.000	.471	1.891
RELIGION													
Catholic	.694	.677	.286	.539	.717	.114	.074	.071	.145	.	.025	.381	3.981
Jewish	.794	2.733	.900	.185	.993	1.321	.065	.046	.024	1.512	.000	1.514	10.087
Protestant	.547	.429	.298	.669	.498	.146	.202	.316	.211	.093	.013	.720	4.142
Other	1.707	.712	.493	.363	1.005	.023	.030	.116	.163	.107	.000	1.240	5.959
Not Specified	.055	.000	.050	.250	.125	.000	.000	.000	.000	.000	.000	.225	.705
INCOME PER CAPITA													
Under 1,000	.626	.311	.109	.602	.370	.026	.346	.455	.731	.073	.003	.953	4.605
1,000-1,999	.548	.484	.282	.653	.597	.216	.229	.393	.121	.090	.025	.737	4.375
2,000-2,499	.552	.311	.211	.618	.478	.047	.034	.126	.037	.024	.000	.335	2.823
2,500-2,999	.480	.690	.323	.789	.569	.116	.091	.291	.315	.154	.006	.919	4.723
3,000-3,499	.705	.762	.469	.733	.721	.188	.066	.104	.245	.237	.021	.540	4.791
3,500 & over	.593	.624	.378	.455	.529	.218	.132	.089	.052	.286	.014	.522	3.892
OCCUPATION													
Prof. & Semiprof.	.377	.470	.265	.494	.471	.148	.172	.123	.066	.161	.003	.669	3.419
Proprietors, Managerial	.593	.475	.284	.500	.465	.139	.056	.095	.108	.234	.006	.606	3.521
Clerical & Sales	.592	.817	.371	.671	.546	.331	.029	.046	.057	.339	.019	.614	4.432
Craftsmen, fore- men	.475	.462	.419	.630	.625	.083	.115	.110	.127	.095	.022	.597	3.760
Head Operative	.652	.352	.209	.732	.557	.149	.182	.263	.190	.074	.000	.586	3.946
All Others	.908	.706	.288	.736	.682	.207	.466	.889	.583	.101	.034	.935	6.535
EDUCATION													
Less than 4 yr. high school	.709	.634	.315	.968	.593	.230	.304	.529	.377	.164	.019	.991	5.833
Less than 4 yr. college	.636	.572	.356	.487	.630	.153	.104	.163	.144	.158	.018	.1578	6.999
College grad.	.406	.518	.281	.607	.513	.173	.142	.128	.062	.234	.005	.607	3.676
Head, not spec.	1.654	.146	.390	.585	.202	.146	.654	.042	.246	.406	.000	.544	5.015
REGION													
New England	1.911	.618	.300	.114	.792	.125	.018	.000	.144	1.229	.045	.506	5.802
Middle Atlantic	.994	1.213	.246	.324	.753	.082	.124	.000	.171	.236	.012	.493	4.648
E. North Central	.501	.191	.194	.823	.519	.078	.052	.132	.074	.012	.006	.456	3.506
W. North Central	.500	.046	.219	.557	.263	.055	.002	.205	.147	.004	.012	.444	2.454
South Atlantic	.569	.804	.055	.991	.615	.071	.104	.153	.324	.052	.022	1.615	5.375
E. South Central	.335	.436	.037	1.569	.575	.262	.763	1.858	.754	.000	.000	.902	7.491
W. South Central	.041	.305	.039	.696	.437	.019	.270	.718	.253	.000	.014	.838	8.630
Mountain	.126	.321	1.537	.369	.379	.228	.086	.016	.174	.071	.004	.401	3.712
Pacific	.305	.535	.954	.192	.543	.741	.356	.030	.017	.300	.025	.435	4.433

¹ Other socio-economic characteristics such as age of head of household, size of household, household income, and age of children in household were not included in this table, although available.

Source: Bureau of Commercial Fisheries, Division of Economic Research

Table 4. Relation between per capita consumption of selected species and various socio-economic characteristics February, 1969-January, 1970 - Annual Report (pounds per capita).

Fish Socio-Economic Characteristics ¹	Canned Fish											GRAND	
	Salmon Pink	Salmon Red	Other Salmon	Tuna White	Tuna Light	Tuna Other	Sardines Domestic	Sardines Imported	Shrimp	Oysters	Other	TOTAL	TOTAL
RACE													
Negro	1.796	.321	.043	.959	2.212	.357	.941	.349	.095	.173	.298	7.544	23.054
White	.841	.529	.053	.906	1.730	.220	.223	.173	.151	.183	.154	5.163	12.264
Other	.491	.091	.000	2.309	1.391	.036	.045	.000	.709	.000	.173	5.245	16.100
Not Specified	.286	.071	.000	1.129	1.000	.000	.000	.000	.321	.071	.029	2.907	7.369
RELIGION													
Catholic	.677	.534	.047	1.235	1.788	.183	.230	.264	.163	.103	.106	5.280	13.061
Jewish	.816	1.871	.210	3.872	1.919	.203	.404	.385	.148	.012	.241	10.081	27.254
Protestant	.967	.459	.049	.714	1.735	.239	.257	.151	.146	.213	.175	5.105	12.322
Other	.344	.965	.023	.635	2.040	.153	.286	.028	.256	.093	.028	4.851	14.451
Not Specified	.050	.000	.000	.705	.325	.170	.025	.000	.110	.050	.000	1.435	3.160
INCOME PER CAPITA													
Under 1,000	1.033	.308	.056	.580	1.602	.255	.388	.108	.080	.185	.241	4.836	10.970
1,000-1,999	.987	.395	.058	.790	1.813	.283	.239	.175	.106	.177	.102	5.125	12.568
2,000-2,499	.647	.384	.051	.800	1.480	.154	.127	.179	.127	.128	.101	4.178	9.229
2,500-2,999	1.077	.612	.037	.877	1.782	.216	.348	.114	.209	.192	.198	5.662	14.023
3,000-3,499	.719	.581	.027	.998	2.081	.256	.222	.241	.199	.177	.112	4.613	13.022
3,500 & over	.697	.669	.052	1.096	1.557	.154	.224	.199	.183	.186	.199	5.030	12.658
OCCUPATION													
Prof. & Semiprof.	.352	.386	.033	.644	1.517	.158	.096	.110	.144	.139	.140	3.719	9.437
Proprietors, Managerial	.772	.515	.054	.924	1.572	.210	.205	.173	.118	.211	.149	4.903	11.429
Clerical & Sales	.831	.610	.033	1.136	1.904	.168	.247	.183	.155	.085	.163	5.515	14.059
Craftsmen, fore- men	.901	.419	.037	.822	1.937	.219	.270	.178	.114	.144	.158	5.199	12.282
Head Operative	.844	.417	.049	.679	1.233	.167	.301	.187	.096	.101	.075	4.149	10.154
All Others	1.511	.734	.104	1.205	2.162	.397	.400	.239	.271	.368	.254	7.745	18.429
EDUCATION													
Less than 4 yr. high school	1.521	.776	.080	1.027	2.062	.333	.467	.250	.189	.322	.217	7.244	15.958
Less than 4 yr. college	.895	.456	.047	.927	1.856	.198	.219	.179	.153	.150	.145	5.135	15.595
College grad.	.333	.421	.038	.894	1.492	.191	.089	.125	.131	.099	.162	3.975	10.318
Head, not spec.	.256	.233	.021	1.917	1.148	.131	.029	.069	.038	.069	.013	3.924	10.850
REGION													
New England	.291	.555	.033	2.388	1.135	.277	.148	.152	.330	.027	.341	5.677	17.609
Middle Atlantic	.725	.606	.091	1.582	1.504	.215	.209	.261	.165	.071	.228	5.657	14.294
E. North Central	.727	.527	.046	.529	1.540	.138	.199	.136	.114	.146	.066	4.168	10.044
W. North Central	.755	.605	.033	.252	1.699	.177	.102	.143	.096	.232	.065	4.159	7.882
South Atlantic	1.207	.391	.031	.722	1.708	.129	.448	.226	.068	.226	.137	5.293	14.220
E. South Central	2.339	.312	.083	.563	1.466	.518	.617	.025	.078	.573	.204	6.778	17.237
W. South Central	1.139	.369	.075	.489	2.070	.428	.309	.172	.062	.187	.213	5.513	16.555
Mountain	.885	.545	.023	.822	2.478	.406	.451	.256	.266	.289	.124	6.545	14.239
Pacific	.516	.640	.029	1.058	2.582	.149	.095	.192	.304	.182	.179	5.926	13.958

¹ Other socio-economic characteristics such as age of head of household, size of household, household income, and age of children in household were not included in this table, although available.

Source: Bureau of Commercial Fisheries, Division of Economic Research

1586 HH 4864 MEM 0

ALL HOUSEHOLDS ALL QUARTERS

	PURCHASES	MEMBERS	LBS	TOTAL VALUE	PRICE PER LB	LBS/HH	LBS/MEM
SPECIALTY ITEMS							
TUNA PIE	409	1333	656.7	353.11	.54	.414	.135
CLAM CHOWDER	677	2099	1149.5	448.85	.39	.725	.236
OYSTER STEW	494	1477	671.9	502.03	.75	.424	.138
TV DINNERS	1366	4169	2194.1	1801.88	.82	1.383	.451
SMOKED FISH	450	1399	533.6	614.97	1.15	.336	.110
OTHER SPECIALTIES	1400	4404	1675.1	1474.80	.88	1.056	.344
SHELLFISH, FRH & FRZ							
SHRIMP	2575	8580	4698.7	6258.52	1.33	2.963	.966
OYSTERS	761	2225	990.6	1411.56	1.42	.625	.204
CRABS	535	1677	771.8	966.08	1.25	.487	.159
LOBSTERS	148	437	834.7	749.11	.90	.526	.172
LOBSTER TAILS	286	900	656.0	1047.33	1.60	.414	.135
CLAMS	236	732	367.7	220.43	.60	.232	.076
SCALLOPS	378	1172	417.8	564.98	1.35	.263	.086
OTHER SHELLFISH	32	91	36.7	31.11	.85	.023	.008
FINFISH, FRH & FRZ							
HADDOCK	1549	5059	2901.3	2062.07	.71	1.829	.596
FLGUNDER, SOLE	1774	5586	2670.1	2170.54	.81	1.684	.549
HALIBUT	881	2733	1528.1	1258.18	.82	.963	.314
OCEAN PERCH	1712	5498	3047.4	1712.79	.56	1.921	.627
COD	1790	6191	2744.1	1727.19	.63	1.730	.564
SALMON	458	1338	833.9	837.65	1.00	.526	.171
RED SNAPPER	301	956	824.1	698.39	.85	.520	.169
CATFISH	507	1495	1239.2	871.22	.70	.781	.255
WHITING	310	992	931.7	349.59	.38	.587	.192
SWORKFISH	403	1390	819.0	768.81	.94	.516	.168
POLLOCK	37	153	72.4	43.94	.61	.046	.015
OTHER FINFISH	1895	6157	3287.1	1699.08	.52	2.073	.676
CANNED FISH							
SALMON, PINK	3178	9388	4307.7	3753.76	.87	2.716	.886
SALMON, RED	2134	5924	2527.2	2881.92	1.14	1.593	.520
OTHER SALMON	260	781	256.2	275.80	1.08	.162	.053
TUNA, WHITE	4261	14407	4455.8	3910.75	.88	2.809	.916
TUNA, LIGHT	7815	27262	8542.6	6658.56	.78	5.386	1.756
TUNA, OTHER	919	3176	1100.7	747.20	.68	.694	.226
SARDINES, DOMESTIC	1373	4051	1243.1	883.16	.71	.784	.256
SARDINES, IMPORTED	1169	3431	879.1	846.41	.96	.554	.181
SHRIMP	1099	3191	735.7	1069.06	1.45	.464	.151
OYSTERS	857	2414	889.7	1035.97	1.16	.561	.183
OTHER CANNED	796	2519	782.6	789.41	1.01	.493	.161

0 ALL HOUSEHOLDS ALL QUARTERS

	# OF MEALS
AWAY FROM HOME	
SHRIMP (ALL DISHES)	4300
LOBSTER	1224
CLAMS	868
CRABS	741
OYSTERS	501
PERCH (OCEAN & UNSPEC.)	766
HALIBUT	574
HADDOCK	700
TUNA	1024
SEAFOOD PLATTER	1627
FISH SANDWICH	1554
FLOUNDER / SOLE	1072
OTHER AWAY FROM HOME	8833

345 HH 750 MEM 1

HCUSFHCLD INCCME UNDR \$4,000

	PURCHASES	MEMBERS	LBS	TCTAL VALLE	PRICE PER LB	LBS/HH	LBS/MLM
SPECIALTY ITEMS							
TUNA PIE	97	223	144.3	83.70	.58	.418	.192
CLAM CHCWDER	110	232	167.3	74.18	.44	.485	.223
OYSTER STEW	122	270	226.6	196.75	.87	.657	.302
TV DINNERS	248	468	350.3	274.68	.78	1.015	.467
SMCKED FISH	64	119	86.3	71.25	.83	.250	.115
OTHER SPECIALTIES	251	609	353.4	310.62	.88	1.024	.471
SHELLFISH, FRH & FRZ							
SHRIMP	336	869	613.9	712.28	1.16	1.779	.819
OYSTERS	181	447	256.7	355.66	1.39	.744	.342
CRABS	79	182	129.4	179.49	1.39	.375	.173
LOBSTERS	23	47	50.0	90.11	1.80	.145	.067
LOBSTER TAILS	63	162	197.8	271.30	1.37	.573	.264
CLAMS	29	42	39.1	20.89	.53	.113	.052
SCALLOPS	53	106	56.3	64.40	1.14	.163	.075
OTHER SHELLFISH	9	19	7.1	9.93	1.40	.021	.009
FINFISH, FRH & FRZ							
HADDCK	286	604	445.4	291.45	.65	1.291	.594
FLGUNDER, SOLE	310	640	491.0	395.13	.80	1.423	.655
HALIBUT	117	207	147.0	121.10	.82	.426	.196
OCEAN PERCH	361	888	639.7	385.28	.60	1.854	.853
COD	337	739	489.8	301.32	.62	1.420	.653
SALMON	134	264	224.7	225.14	1.00	.651	.300
RED SNAPPER	94	283	377.0	320.07	.85	1.093	.503
CATFISH	246	664	818.7	573.04	.70	2.373	1.092
WHITING	143	430	509.3	157.63	.31	1.476	.679
SWCRDFISH	56	113	79.8	79.98	1.00	.231	.106
PCLLOCK	4	10	4.5	2.63	.58	.013	.006
OTHER FINFISH	471	1213	1115.7	425.51	.38	3.234	1.488
CANNED FISH							
SALMON, PINK	954	2101	1385.3	1263.80	.91	4.015	1.847
SALMON, RED	468	891	572.2	662.19	1.16	1.659	.763
OTHER SALMON	75	186	78.8	81.07	1.03	.228	.105
TUNA, WHITE	615	1408	650.8	578.01	.89	1.886	.868
TUNA, LIGHT	1370	3279	1456.0	1150.69	.79	4.220	1.941
TUNA, OTHER	289	766	347.3	241.25	.69	1.007	.463
SARDINES, DCMESTIC	426	1087	405.2	273.14	.67	1.174	.540
SARDINES, IMPORTED	225	491	183.1	173.78	.95	.531	.244
SHRIMP	219	357	152.2	205.11	1.35	.441	.203
OYSTERS	212	419	290.7	361.41	1.24	.843	.388
OTHER CANNED	170	404	241.0	139.87	.58	.699	.321

1 HOUSEHOLD INCOME UNDER \$4,000

	# OF MEALS
AWAY FROM HOME	
SHRIMP (ALL DISHES)	339
LOBSTER	90
CLAMS	62
CRABS	104
CYSTERS	64
PERCH (OCEAN & UNSPEC.)	115
HALIBUT	112
HADDOCK	182
TUNA	130
SEAFOOD PLATTER	238
FISH SANDWICH	234
FLOUNDER / SOLE	145
OTHER AWAY FROM HOME	1439

109 HH 298 MEM 2

HOUSEHOLD INCOME \$4,000-\$4,999

	PURCHASES	MEMBERS	LBS	TOTAL VALUE	PRICE PER LB	LBS/HH	LBS/MEM
SPECIALTY ITEMS							
TUNA PIE	9	33	11.9	7.51	.63	.109	.040
CLAM CHCWDER	29	70	44.3	16.13	.36	.406	.149
OYSTER STEW	47	130	66.2	41.97	.63	.607	.222
TV DINNERS	48	125	95.1	68.60	.72	.872	.319
SMCKED FISH	20	50	15.4	21.26	1.38	.141	.052
OTHER SPECIALTIES	85	207	102.7	74.68	.73	.942	.345
SHELLFISH, FRH & FRZ							
SHRIMP	93	258	170.5	184.25	1.08	1.564	.572
OYSTERS	49	134	64.5	91.49	1.42	.592	.216
CRABS	7	22	8.3	12.02	1.45	.076	.028
LCBSTERS	3	4	.9	2.67	2.97	.008	.003
LCBSTER TAILS	5	8	2.6	5.53	2.13	.024	.009
CLAMS	6	8	13.3	4.60	.35	.122	.045
SCALLOPS	11	30	21.4	13.38	.63	.196	.072
OTHER SHELLFISH			.0	.00	.00	.000	.000
FINFISH, FRH & FRZ							
HADDOCK	108	307	303.5	189.53	.62	2.784	1.018
FLCUNDER, SOLE	95	253	133.5	100.32	.75	1.225	.448
HALIBUT	31	86	41.7	31.66	.76	.383	.140
OCEAN PERCH	133	344	229.3	118.26	.52	2.104	.769
COD	97	301	150.2	98.78	.66	1.378	.504
SALMON	11	35	7.8	7.35	.94	.072	.026
RED SNAPPER	7	18	9.1	7.34	.81	.083	.031
CATFISH	38	107	119.5	74.92	.63	1.096	.401
WHITING	10	31	23.8	8.92	.37	.218	.080
SWORDFISH	21	49	27.2	23.66	.87	.250	.091
PCLLOCK			.0	.00	.00	.000	.000
OTHER FINFISH	87	248	142.4	73.15	.51	1.306	.478
CANNED FISH							
SALMON, PINK	228	629	253.2	215.71	.85	2.323	.850
SALMON, RED	116	246	128.9	137.68	1.07	1.183	.433
OTHER SALMON	23	63	25.2	22.53	.89	.231	.085
TUNA, WHITE	199	526	178.9	159.13	.89	1.641	.600
TUNA, LIGHT	488	1452	519.7	409.82	.79	4.768	1.744
TUNA, OTHER	36	99	36.5	25.57	.70	.335	.122
SARDINES, DCMESTIC	103	285	79.2	52.63	.66	.727	.266
SARDINES, IMPORTED	113	308	87.2	76.41	.88	.800	.293
SHRIMP	56	150	34.9	54.43	1.56	.320	.117
OYSTERS	40	112	41.1	45.34	1.10	.377	.138
OTHER CANNED	37	93	34.4	32.00	.93	.316	.115

2

HOUSEHOLD INCOME \$4,000-\$4,999

	# OF MEALS
AWAY FROM HOME	
SHRIMP (ALL DISHES)	124
LOBSTER	35
CLAMS	18
CRABS	35
OYSTERS	8
PERCH (OCEAN & UNSPEC.)	45
HALIBUT	23
HADDOCK	46
TUNA	32
SEAFOOD PLATTER	69
FISH SANDWICH	103
FLOUNDER / SOLE	33
OTHER AWAY FROM HOME	417

120 HH 349 MEM 3

HOUSEHOLD INCOME \$5,000-\$5,999

	PURCHASES	MEMBERS	LBS	TOTAL VALUE	PRICE PER LB	LBS/HH	LBS/MEM
SPECIALTY ITEMS							
TUNA PIE	20	70	28.8	12.86	.45	.240	.083
CLAM CHOWDER	30	95	37.4	14.28	.38	.312	.107
OYSTER STEW	35	103	70.2	46.44	.66	.585	.201
TV DINNERS	103	310	140.5	106.10	.76	1.171	.403
SMOKED FISH	39	119	39.3	29.77	.76	.328	.113
OTHER SPECIALTIES	89	245	97.5	86.84	.89	.813	.279
SHELLFISH, FRH & FRZ							
SHRIMP	172	591	258.0	309.04	1.20	2.150	.739
OYSTERS	49	127	81.3	188.63	2.32	.678	.233
CRABS	43	118	48.6	59.30	1.22	.405	.139
LOBSTERS	14	43	249.7	92.04	.37	2.081	.715
LOBSTER TAILS	2	5	5.5	5.71	1.04	.046	.016
CLAMS	15	48	5.9	8.69	1.47	.049	.017
SCALLOPS	9	25	9.8	8.84	.90	.082	.028
OTHER SHELLFISH	3	6	1.8	2.66	1.48	.015	.005
FINFISH, FRH & FRZ							
HADDOCK	147	473	231.7	159.22	.69	1.931	.664
FLCUNDER, SOLE	104	315	162.1	114.10	.70	1.351	.464
HALIBUT	29	66	40.2	26.12	.65	.335	.115
OCEAN PERCH	134	425	185.2	108.95	.59	1.543	.531
COD	138	497	186.0	114.65	.62	1.550	.533
SALMON	23	47	37.8	31.69	.84	.315	.108
RED SNAPPER	17	41	29.1	22.99	.79	.243	.083
CATFISH	23	68	31.2	22.09	.71	.260	.089
WHITING	31	73	67.0	27.79	.41	.558	.192
SWORDFISH	7	35	14.9	14.77	.99	.124	.043
POLLOCK	3	8	8.2	3.19	.39	.068	.023
OTHER FINFISH	114	340	217.0	87.16	.40	1.808	.622
CANNED FISH							
SALMON, PINK	199	554	271.8	229.36	.84	2.265	.779
SALMON, RED	181	433	202.0	218.55	1.08	1.683	.579
OTHER SALMON	25	80	22.7	16.66	.73	.189	.065
TUNA, WHITE	251	798	245.6	205.45	.84	2.047	.704
TUNA, LIGHT	536	1770	532.3	407.29	.77	4.436	1.525
TUNA, OTHER	82	310	76.8	50.95	.66	.640	.220
SARDINES, DOMESTIC	96	278	102.7	93.33	.91	.856	.294
SARDINES, IMPORTED	94	246	66.3	58.54	.88	.553	.190
SHRIMP	70	152	42.9	52.95	1.23	.358	.123
OYSTERS	59	152	60.2	65.63	1.09	.502	.172
OTHER CANNED	43	121	45.0	43.38	.96	.375	.129

3

HOUSEHOLD INCOME \$5,000-\$5,999

	# OF MEALS
AWAY FROM HOME	
SHRIMP (ALL DISHES)	156
LOBSTER	31
CLAMS	66
CRABS	52
OYSTERS	21
PERCH (OCEAN & UNSPEC.)	34
HALIBUT	22
HADDOCK	33
TUNA	53
SEAFOOD PLATTER	76
FISH SANDWICH	74
FLOUNDER / SOLE	73
OTHER AWAY FROM HOME	435

117 HH 398 MEM 4

HOUSEHOLD INCOME \$6,000-\$6,999

	PURCHASES	MEMBERS	LBS	TOTAL VALUE	PRICE PER LB	LBS/HH	LBS/MEM
SPECIALTY ITEMS							
TUNA PIE	39	162	75.5	36.85	.49	.645	.190
CLAM CHOWDER	27	85	35.9	13.93	.39	.307	.090
OYSTER STEW	17	50	18.9	15.87	.84	.162	.047
TV DINNERS	115	378	180.2	152.71	.85	1.540	.453
SMOKED FISH	22	46	15.9	17.47	1.10	.136	.040
OTHER SPECIALTIES	60	188	79.3	62.50	.79	.678	.199
SHELLFISH, FRH & FRZ							
SHRIMP	225	758	421.0	526.59	1.25	3.598	1.058
CYSTERS	52	156	78.9	85.96	1.09	.674	.198
CRABS	43	163	58.1	72.97	1.26	.497	.146
LOBSTERS	11	39	54.9	56.70	1.03	.469	.138
LOBSTER TAILS	24	91	49.9	120.10	2.41	.426	.125
CLAMS	10	27	6.5	8.86	1.36	.056	.016
SCALLOPS	48	124	38.8	55.44	1.43	.332	.097
OTHER SHELLFISH	4	14	5.4	4.94	.91	.046	.014
FINFISH, FRH & FRZ							
HADDOCK	139	479	306.7	230.91	.75	2.621	.771
FLOUNDER, SOLE	143	467	259.3	222.16	.86	2.216	.652
HALIBUT	59	179	79.7	68.80	.86	.681	.200
OCEAN PERCH	149	498	297.9	146.21	.49	2.546	.748
COD	166	654	281.6	165.82	.59	2.407	.708
SALMON	23	85	30.9	31.60	1.02	.264	.078
RED SNAPPER	27	104	84.0	75.22	.90	.718	.211
CATFISH	38	149	59.4	34.92	.59	.508	.149
WHITING	26	63	82.2	33.32	.41	.703	.207
SWORDFISH	12	33	28.8	21.51	.75	.246	.072
POLLOCK	8	44	20.1	10.59	.53	.172	.051
OTHER FINFISH	147	548	272.2	141.26	.52	2.326	.684
CANNED FISH							
SALMON, PINK	217	798	342.4	294.76	.86	2.926	.860
SALMON, RED	109	350	122.7	138.95	1.13	1.049	.308
OTHER SALMON	25	62	21.9	21.66	.99	.187	.055
TUNA, WHITE	292	1042	307.5	259.03	.84	2.628	.773
TUNA, LIGHT	619	2446	731.4	548.87	.75	6.251	1.838
TUNA, OTHER	70	243	72.5	47.10	.65	.620	.182
SARDINES, DOMESTIC	68	208	45.3	37.72	.83	.387	.114
SARDINES, IMPORTED	90	240	81.4	81.40	1.00	.696	.205
SHRIMP	64	209	47.1	61.18	1.30	.403	.118
OYSTERS	40	120	45.6	57.21	1.25	.390	.115
OTHER CANNED	29	123	32.7	20.33	.62	.279	.082

4

HOUSEHOLD INCOME \$6,000-\$6,999

	# OF MEALS
AWAY FROM HOME	
SHRIMP (ALL DISHES)	228
LOBSTER	154
CLAMS	51
CRABS	37
OYSTERS	51
PERCH (OCEAN & UNSPEC.)	88
HALIBUT	35
HAUDDOCK	50
TUNA	45
SEAFOOD PLATTER	86
FISH SANDWICH	116
FLOUNDER / SOLE	53
OTHER AWAY FROM HOME	625

	PURCHASES	MEMBERS	LBS	TOTAL VALUE	PRICE PER LB	LBS/HH	LBS/MEM
SPECIALTY ITEMS							
TUNA PIE	22	61	41.1	21.50	.52	.302	.088
CLAM CHOWDER	47	133	78.5	29.02	.37	.577	.169
OYSTER STEW	45	125	44.5	30.91	.69	.327	.096
TV DINNERS	122	380	199.1	161.26	.81	1.464	.428
SMCKED FISH	42	130	44.5	61.99	1.39	.327	.096
OTHER SPECIALTIES	107	332	152.5	136.46	.89	1.121	.328
SHELLFISH, FRH & FRZ							
SHRIMP	225	769	456.6	517.98	1.13	3.357	.982
OYSTERS	62	214	63.5	86.35	1.36	.467	.137
CRABS	51	162	75.1	79.95	1.06	.552	.162
LOBSTERS	12	42	49.9	38.00	.76	.367	.107
LOBSTER TAILS	19	64	96.8	75.44	.78	.712	.208
CLAMS	17	51	27.4	19.02	.69	.201	.059
SCALLOPS	31	69	31.1	48.90	1.57	.229	.067
OTHER SHELLFISH	1	4	2.0	1.00	.50	.015	.004
FINFISH, FRH & FRZ							
HADDOCK	135	584	267.1	196.17	.73	1.964	.574
FLOUNDER, SOLE	145	509	205.7	155.24	.75	1.513	.442
HALIBUT	88	314	187.4	151.38	.81	1.378	.403
OCEAN PERCH	153	512	320.5	174.04	.54	2.357	.689
COD	172	709	261.0	183.50	.70	1.919	.561
SALMON	44	160	88.2	92.49	1.05	.649	.190
RED SNAPPER	15	53	32.7	35.88	1.10	.240	.070
CATFISH	28	99	55.0	37.57	.68	.404	.118
WHITING	20	65	35.3	15.60	.44	.260	.076
SWORDFISH	26	102	65.4	62.53	.96	.481	.141
POLLOCK	4	23	13.6	6.87	.51	.100	.029
OTHER FINFISH	178	603	234.0	145.88	.62	1.721	.503
CANNED FISH							
SALMON, PINK	355	1195	451.5	384.82	.85	3.320	.971
SALMON, RED	136	398	180.1	188.94	1.05	1.324	.387
OTHER SALMON	19	63	19.5	15.37	.79	.143	.042
TUNA, WHITE	317	1217	355.5	311.63	.88	2.614	.765
TUNA, LIGHT	785	2932	840.9	657.29	.78	6.183	1.808
TUNA, OTHER	102	395	118.4	86.27	.73	.871	.255
SARDINES, DOMESTIC	165	487	158.4	149.48	.94	1.165	.341
SARDINES, IMPORTED	66	232	52.1	41.55	.80	.383	.112
SHRIMP	69	183	55.8	61.85	1.11	.410	.120
OYSTERS	58	181	56.0	57.79	1.03	.412	.120
OTHER CANNED	40	128	26.3	29.19	1.11	.193	.057

5

HOUSEHOLD INCOME \$7,000-\$7,999

	# OF MEALS
AWAY FROM HOME	
SHRIMP (ALL DISHES)	288
LOBSTER	41
CLAMS	17
CRABS	35
OYSTERS	31
PERCH (OCEAN & UNSPEC.)	22
HALIBUT	25
HADDOCK	58
TUNA	22
SEAFOOD PLATTER	173
FISH SANDWICH	153
FLOUNDER / SOLE	76
OTHER AWAY FROM HOME	804

	PURCHASES	MEMBERS	LBS	TOTAL VALUE	PRICE PER LB	LBS/HH	LBS/MEM
SPECIALTY ITEMS							
TUNA PIE	43	122	69.0	28.68	.42	.496	.146
CLAM CHCWDER	50	189	82.0	36.19	.44	.590	.173
OYSTER STEW	29	85	24.5	18.13	.74	.176	.052
TV DINNERS	117	353	170.0	132.93	.78	1.223	.359
SMOKED FISH	45	172	45.5	57.14	1.26	.327	.096
OTHER SPECIALTIES	110	333	135.7	118.54	.87	.976	.287
SHELLFISH, FRH & FRZ							
SHRIMP	246	867	506.3	646.17	1.28	3.642	1.070
OYSTERS	71	214	86.8	125.16	1.44	.624	.184
CRABS	39	139	79.5	80.25	1.01	.572	.168
LOBSTERS	23	61	119.4	148.46	1.24	.859	.252
LOBSTER TAILS	36	104	79.7	135.67	1.70	.573	.168
CLAMS	34	124	68.8	38.25	.56	.495	.145
SCALLOPS	29	105	26.2	40.69	1.55	.188	.055
OTHER SHELLFISH	4	15	2.7	2.41	.89	.019	.006
FINFISH, FRH & FRZ							
HADDOCK	101	351	160.9	128.90	.80	1.158	.340
FLCUNDER, SOLE	120	413	181.2	142.07	.78	1.304	.383
HALIBUT	67	213	123.6	87.93	.71	.889	.261
OCEAN PERCH	210	701	341.2	216.92	.64	2.455	.721
COD	128	473	186.3	109.32	.59	1.340	.394
SALMON	21	71	21.7	22.07	1.02	.156	.046
RED SNAPPER	12	46	18.5	15.82	.86	.133	.039
CATFISH	29	89	39.1	43.04	1.10	.281	.083
WHITING	12	36	47.6	14.42	.30	.342	.101
SWORDFISH	12	62	30.0	30.73	1.02	.216	.063
POLLOCK	4	11	7.1	8.58	1.21	.051	.015
OTHER FINFISH	138	514	282.7	121.74	.43	2.034	.598
CANNED FISH							
SALMON, PINK	265	884	368.9	336.63	.91	2.654	.780
SALMON, RED	119	332	125.0	142.97	1.14	.899	.264
OTHER SALMON	14	46	11.3	9.89	.88	.081	.024
TUNA, WHITE	370	1353	398.2	344.47	.87	2.865	.842
TUNA, LIGHT	692	2771	738.9	565.06	.76	5.316	1.562
TUNA, OTHER	55	229	56.4	45.49	.81	.406	.119
SARDINES, DOMESTIC	119	387	86.0	63.25	.74	.619	.182
SARDINES, IMPORTED	55	166	31.9	30.96	.97	.229	.067
SHRIMP	106	370	68.1	100.15	1.47	.490	.144
OYSTERS	95	308	87.9	94.61	1.08	.632	.186
OTHER CANNED	71	256	59.1	107.49	1.82	.425	.125

6

HOUSEHOLD INCOME \$8,000-\$8,999

	# OF MEALS
AWAY FROM HOME	
SHRIMP (ALL DISHES)	430
LOBSTER	112
CLAMS	85
CRABS	60
CYSTERS	56
PERCH (OCEAN & UNSPEC.)	119
HALIBUT	53
HADDOCK	58
TUNA	89
SEAFOOD PLATTER	132
FISH SANDWICH	147
FLOUNDER / SOLE	69
OTHER AWAY FROM HOME	688

	PURCHASES	MEMBERS	LBS	TOTAL VALUE	PRICE PER LB	LBS/HH	LBS/MEM
SPECIALTY ITEMS							
TUNA PIE	33	118	65.3	32.34	.50	.510	.148
CLAM CHOWDER	74	257	108.6	38.44	.35	.848	.247
OYSTER STEW	51	187	69.7	45.14	.65	.545	.158
TV DINNERS	138	488	317.1	253.76	.80	2.477	.721
SMOKED FISH	31	113	49.2	62.61	1.27	.384	.112
OTHER SPECIALTIES	87	312	119.1	97.89	.82	.930	.271
SHELLFISH, FRH. & FRZ							
SHRIMP	220	765	471.8	646.28	1.37	3.686	1.072
OYSTERS	62	229	93.7	112.94	1.21	.732	.213
CRABS	33	82	30.6	28.99	.95	.239	.070
LOBSTERS	2	5	23.0	8.80	.38	.180	.052
LOBSTER TAILS	12	35	23.3	46.06	1.98	.182	.053
CLAMS	15	47	52.8	13.48	.26	.413	.120
SCALLOPS	44	163	78.2	81.79	1.05	.611	.178
OTHER SHELLFISH	1	2	.0	.00	.00	.000	.000
FINFISH, FRH & FRZ							
HADDOCK	92	336	151.1	113.53	.75	1.180	.343
FLGUNDER, SOLE	118	362	189.7	175.81	.93	1.482	.431
HALIBUT	127	448	344.0	246.79	.72	2.688	.782
OCEAN PERCH	156	602	266.8	141.29	.53	2.084	.606
COD	120	455	163.6	109.14	.67	1.278	.372
SALMON	16	60	43.2	42.67	.99	.338	.098
RED SNAPPER	23	70	73.7	28.12	.38	.576	.168
CATFISH	33	125	46.9	36.83	.79	.366	.107
WHITING	14	57	38.1	35.62	.93	.298	.087
SWORDFISH	22	67	29.6	34.50	1.17	.231	.067
POLLOCK	3	7	1.8	1.17	.65	.014	.004
OTHER FINFISH	108	405	91.2	50.88	.56	.713	.207
CANNED FISH							
SALMON, PINK	219	775	331.5	272.91	.82	2.590	.753
SALMON, RED	202	632	233.5	260.57	1.12	1.824	.531
OTHER SALMON	5	14	9.8	17.82	1.82	.077	.022
TUNA, WHITE	397	1438	454.1	367.62	.81	3.548	1.032
TUNA, LIGHT	680	2645	714.4	541.87	.76	5.581	1.624
TUNA, OTHER	53	225	71.7	39.93	.56	.560	.163
SARDINES, DOMESTIC	85	274	117.8	53.04	.45	.920	.268
SARDINES, IMPORTED	91	320	77.4	70.15	.91	.605	.176
SHRIMP	102	346	71.4	117.22	1.64	.558	.162
OYSTERS	67	252	66.3	64.48	.97	.518	.151
OTHER CANNED	42	151	37.8	38.61	1.02	.295	.086

7 HOUSEHOLD INCOME \$9,000-\$9,999

	# OF MEALS
AWAY FROM HOME	
SHRIMP (ALL DISHES)	404
LOBSTER	50
CLAMS	66
CRABS	33
CYSTERS	30
PERCH (OCEAN & UNSPEC.)	85
HALIBUT	68
HADDOCK	63
TUNA	87
SEAFOOD PLATTER	98
FISH SANDWICH	95
FLOUNDER / SOLE	68
OTHER AWAY FROM HOME	709

	PURCHASES	MEMBERS	LBS	TOTAL VALUE	PRICE PER LB	LBS/HH	LBS/MEM
SPECIALTY ITEMS							
TUNA PIE	93	352	139.2	77.01	.55	.436	.126
CLAM CHOWDER	165	581	363.1	137.83	.38	1.138	.328
OYSTER STEW	81	291	79.6	52.63	.66	.250	.072
TV DINNERS	271	941	400.0	338.34	.85	1.254	.362
SMOKED FISH	123	378	135.1	198.80	1.47	.424	.122
OTHER SPECIALTIES	355	1244	353.8	346.45	.98	1.109	.320
SHELLFISH, FRH & FRZ							
SHRIMP	625	2240	1011.5	1422.58	1.41	3.171	.915
OYSTERS	144	403	160.4	207.85	1.30	.503	.145
CRABS	146	502	193.4	246.40	1.27	.606	.175
LOBSTERS	28	98	136.5	146.14	1.07	.428	.123
LOBSTER TAILS	66	213	79.7	192.10	2.41	.250	.072
CLAMS	59	207	76.6	55.09	.72	.240	.069
SCALLOPS	79	315	81.1	132.40	1.63	.254	.073
OTHER SHELLFISH	4	13	6.4	3.13	.49	.020	.006
FINFISH, FRH & FRZ							
HADDOCK	359	1339	626.9	461.34	.74	1.965	.567
FLOUNDER, SOLE	442	1592	594.5	473.90	.80	1.864	.538
HALIBUT	210	672	295.5	291.65	.99	.926	.267
OCEAN PERCH	292	1039	547.0	272.87	.50	1.715	.495
COD	437	1634	693.4	441.39	.64	2.174	.627
SALMON	104	316	156.6	162.29	1.04	.491	.142
RED SNAPPER	57	186	122.2	114.94	.94	.383	.110
CATFISH	55	146	48.3	32.09	.66	.151	.044
WHITING	38	156	95.7	40.08	.42	.300	.087
SWORDFISH	105	413	201.7	184.94	.92	.632	.182
POLLOCK	4	17	4.8	3.03	.63	.015	.004
OTHER FINFISH	414	1430	613.6	382.31	.62	1.924	.555
CANNED FISH							
SALMON, PINK	539	1781	647.0	545.32	.84	2.028	.585
SALMON, RED	486	1550	561.9	673.93	1.20	1.761	.508
OTHER SALMON	38	119	39.0	41.81	1.07	.122	.035
TUNA, WHITE	1098	3982	1126.7	1007.46	.89	3.532	1.019
TUNA, LIGHT	1773	6663	2050.3	1632.96	.80	6.427	1.854
TUNA, OTHER	160	606	235.2	156.78	.67	.737	.213
SARDINES, DOMESTIC	211	699	179.4	112.46	.63	.562	.162
SARDINES, IMPORTED	265	844	195.9	209.00	1.07	.614	.177
SHRIMP	255	857	157.5	248.58	1.58	.494	.142
OYSTERS	164	518	146.1	173.98	1.19	.458	.132
OTHER CANNED	202	733	179.3	217.81	1.21	.562	.162

8

HOUSEHOLD INCOME \$10000-\$14999

	# OF MEALS
AWAY FROM HOME	
SHRIMP (ALL DISHES)	1208
LOBSTER	313
CLAMS	278
CRABS	149
OYSTERS	109
PERCH (OCEAN & UNSPEC.)	187
HALIBUT	153
HADDOCK	134
TUNA	203
SEAFOOD PLATTER	407
FISH SANDWICH	390
FLOUNDER / SOLE	260
OTHER AWAY FROM HOME	2142

	PURCHASES	MEMBERS	LBS	TOTAL VALUE	PRICE PER LB	LBS/HH	LBS/MEM
SPECIALTY ITEMS							
TUNA PIE	53	192	81.6	52.66	.65	.466	.139
CLAM CHOWDER	145	457	232.4	88.85	.38	1.328	.395
OYSTER STEW	67	236	71.7	54.19	.76	.410	.122
TV DINNERS	204	726	341.8	313.50	.92	1.953	.580
SMOKED FISH	64	272	102.4	94.68	.92	.585	.174
OTHER SPECIALTIES	256	934	281.1	240.82	.86	1.606	.477
SHELLFISH, FRH & FRZ							
SHRIMP	433	1463	789.1	1293.35	1.64	4.509	1.340
OYSTERS	91	301	104.8	157.52	1.50	.599	.178
CRABS	94	307	148.8	206.71	1.39	.850	.253
LOBSTERS	32	98	150.4	166.19	1.10	.859	.255
LOBSTER TAILS	59	218	120.7	195.42	1.62	.690	.205
CLAMS	51	178	77.3	51.55	.67	.442	.131
SCALLOPS	74	235	74.9	119.14	1.59	.428	.127
OTHER SHELLFISH	6	18	11.3	7.04	.62	.065	.019
FINFISH, FRH & FRZ							
HADDOCK	182	586	408.0	291.02	.71	2.331	.693
FLCUNDER, SOLE	297	1035	453.1	391.81	.86	2.589	.769
HALIBUT	153	548	269.0	232.75	.87	1.537	.457
OCEAN PERCH	124	489	219.8	148.97	.68	1.256	.373
COD	195	729	332.2	203.27	.61	1.898	.564
SALMON	82	300	223.0	222.35	1.00	1.274	.379
RED SNAPPER	49	155	77.8	78.01	1.00	.445	.132
CATFISH	17	48	21.1	16.72	.79	.121	.036
WHITING	16	81	32.7	16.21	.50	.187	.056
SWORDFISH	142	516	341.6	316.19	.93	1.952	.580
POLLOCK	7	33	12.3	7.88	.64	.070	.021
OTHER FINFISH	238	856	318.3	271.19	.85	1.819	.540
CANNED FISH							
SALMON, PINK	202	671	256.1	210.45	.82	1.463	.435
SALMON, RED	317	1092	400.9	458.14	1.14	2.291	.681
OTHER SALMON	36	148	28.0	48.99	1.75	.160	.048
TUNA, WHITE	722	2643	738.5	677.95	.92	4.220	1.254
TUNA, LIGHT	872	3304	958.7	744.71	.78	5.478	1.628
TUNA, OTHER	72	303	85.9	53.86	.63	.491	.146
SARDINES, DOMESTIC	100	346	69.1	48.11	.70	.395	.117
SARDINES, IMPORTED	170	584	103.8	104.62	1.01	.593	.176
SHRIMP	158	567	105.8	167.59	1.58	.605	.180
OYSTERS	122	352	95.8	115.52	1.21	.547	.163
OTHER CANNED	162	510	127.0	160.73	1.27	.726	.216

9

HOUSEHOLD INCOME \$15000 & OVER

	# OF MEALS
AWAY FROM HOME	
SHRIMP (ALL DISHES)	1123
LOBSTER	398
CLAMS	225
CRABS	236
OYSTERS	131
PERCH (OCEAN & UNSPEC.)	71
HALIBUT	83
HADDOCK	76
TUNA	363
SEAFOOD PLATTER	348
FISH SANDWICH	242
FLOUNDER / SOLE	295
OTHER AWAY FROM HOME	1574

157 HH 533 MEM 1

PER CAPITA INCOME UNDER \$1,000

	PURCHASES	MEMBERS	LBS	TCTAL VALUE	PRICE PER LB	LBS/HH	LBS/MEM
SPECIALTY ITEMS							
TUNA PIE	42	142	57.1	29.36	.51	.364	.107
CLAM CHCWDER	21	68	20.3	10.22	.50	.129	.038
OYSTER STEW	49	127	43.3	34.09	.79	.276	.081
TV DINNERS	78	228	111.1	80.35	.72	.708	.208
SMCKED FISH	16	42	16.2	15.00	.93	.103	.030
CTHER SPECIALTIES	92	333	130.8	87.20	.67	.833	.245
SHELLFISH, FRH & FRZ							
SHRIMP	135	572	293.2	314.72	1.07	1.868	.550
OYSTERS	72	250	98.6	134.46	1.36	.628	.185
CRABS	19	77	14.0	28.09	2.01	.089	.026
LCBSTERS	2	5	1.6	3.08	1.93	.010	.003
LOBSTER TAILS	6	16	8.3	14.51	1.75	.053	.016
CLAMS	1	1	.9	.39	.43	.006	.002
SCALLOPS	14	34	16.4	15.48	.94	.104	.031
CTHER SHELLFISH	4	10	3.5	4.60	1.31	.022	.007
FINFISH, FRH & FRZ							
HADDOCK	177	703	333.6	245.56	.74	2.125	.626
FLCUNDER, SOLE	89	324	165.6	114.02	.69	1.055	.311
HALIBUT	37	110	58.2	49.15	.84	.371	.109
OCEAN PERCH	185	654	320.8	182.42	.57	2.043	.602
CCD	120	517	197.0	114.47	.58	1.255	.370
SALMON	15	40	13.8	13.51	.98	.088	.026
RED SNAPPER	31	151	184.4	72.85	.40	1.175	.346
CATFISH	108	408	242.3	163.91	.68	1.543	.455
WHITING	86	339	389.5	102.81	.26	2.481	.731
SWCKDFISH	16	83	38.7	30.91	.80	.246	.073
POLLOCK	2	8	1.5	.78	.52	.010	.003
OTHER FINFISH	192	780	508.0	165.99	.33	3.236	.953
CANNED FISH							
SALMON, PINK	429	1340	550.4	476.37	.87	3.506	1.033
SALMCN, RED	129	346	164.0	181.39	1.11	1.045	.308
CTHER SALMON	29	117	29.7	22.51	.76	.189	.056
TUNA, WHITE	291	1322	309.3	266.54	.86	1.970	.580
TUNA, LIGHT	797	3027	853.8	661.87	.78	5.438	1.602
TUNA, OTHER	129	524	135.7	89.20	.66	.864	.255
SARDINES, DOMESTIC	218	784	207.0	138.13	.67	1.318	.388
SARDINES, IMPORTED	91	302	57.6	56.10	.97	.367	.108
SHRIMP	59	147	42.7	50.09	1.17	.272	.080
OYSTERS	75	213	98.8	80.55	.82	.629	.185
OTHER CANNED	92	329	128.5	81.07	.63	.818	.241

1

PER CAPITA INCOME UNDER \$1,000

	* OF MEALS
AWAY FROM HOME	
SHRIMP (ALL DISHES)	171
LOBSTER	48
CLAMS	20
CRABS	57
CYSTERS	28
PERCH (OCEAN & UNSPEC.)	83
HALIBUT	47
HADDOCK	89
TUNA	89
SEAFOOD PLATTER	96
FISH SANDWICH	131
FLOUNDER / SOLE	91
OTHER AWAY FROM HOME	781

429 HH 1542 MEM 2

PER CAPITA INCOME \$1,000-\$1,999

	PURCHASES	MEMBERS	LBS	TOTAL VALUE	PRICE PER LB	LBS/HH	LBS/MEM
SPECIALTY ITEMS							
TUNA PIE	121	457	250.6	126.07	.50	.584	.163
CLAM CHCWDER	170	563	269.0	113.39	.42	.627	.174
OYSTER STEW	148	492	327.6	253.31	.77	.764	.212
TV DINNERS	342	1195	556.6	441.71	.79	1.297	.361
SMCKED FISH	112	376	143.7	140.23	.98	.335	.093
OTHER SPECIALTIES	317	1039	432.6	388.92	.90	1.008	.281
SHELLFISH, FRH & FRZ							
SHRIMP	674	2653	1315.3	1564.13	1.19	3.066	.853
OYSTERS	224	761	355.8	438.24	1.23	.829	.231
CRABS	139	528	222.7	299.53	1.34	.519	.144
LOBSTERS	35	131	359.0	213.50	.59	.837	.233
LOBSTER TAILS	89	320	247.7	420.43	1.70	.577	.161
CLAMS	58	199	105.9	46.38	.44	.247	.069
SCALLOPS	97	363	132.8	131.54	.99	.310	.086
OTHER SHELLFISH	10	31	11.0	10.13	.92	.026	.007
FINFISH, FRH & FRZ							
HADDOCK	411	1598	844.3	576.84	.68	1.968	.548
FLOUNDER, SCLE	432	1520	745.7	584.44	.78	1.738	.484
HALIBUT	203	776	435.3	349.43	.80	1.015	.282
OCEAN PERCH	486	1842	1006.4	539.30	.54	2.346	.653
COD	580	2274	920.9	551.49	.60	2.147	.597
SALMON	178	527	333.6	337.57	1.01	.778	.216
RED SNAPPER	103	339	352.8	358.72	1.02	.822	.229
CATFISH	195	615	606.1	422.33	.70	1.413	.393
WHITING	76	230	187.3	98.59	.53	.437	.121
SWCRDFISH	67	259	139.4	137.59	.99	.325	.090
POLLCK	13	72	38.9	19.03	.49	.091	.025
OTHER FINFISH	599	2128	1135.7	544.51	.48	2.647	.737
CANNED FISH							
SALMON, PINK	1011	3323	1522.3	1366.99	.90	3.548	.987
SALMON, RED	485	1470	609.0	690.65	1.13	1.420	.395
OTHER SALMON	82	239	90.1	86.18	.96	.210	.058
TUNA, WHITE	1025	3894	1218.7	1040.31	.85	2.841	.790
TUNA, LIGHT	2404	9908	2795.2	2131.29	.76	6.516	1.813
TUNA, OTHER	337	1269	436.7	297.25	.68	1.018	.283
SARDINES, DOMESTIC	374	1209	368.0	285.99	.78	.858	.239
SARDINES, IMPORTED	293	963	269.1	238.48	.89	.627	.175
SHRIMP	246	798	163.1	226.83	1.39	.380	.106
OYSTERS	215	678	273.2	372.90	1.36	.637	.177
OTHER CANNED	149	584	158.0	121.54	.77	.368	.102

2

PER CAPITA INCOME \$1,000-\$1,999

	# OF MEALS
AWAY FROM HOME	
SHRIMP (ALL DISHES)	599
LOBSTER	219
CLAMS	153
CRABS	107
CYSTERS	73
PERCH (OCEAN & UNSPEC.)	73
HALIBUT	120
HADDOCK	137
TUNA	129
SEAFOOD PLATTER	273
FISH SANDWICH	424
FLOUNDER / SOLE	137
OTHER AWAY FROM HCME	1769

	PURCHASES	MEMBERS	LBS	TCTAL VALLE	PRICE PER LB	LBS/HH	LBS/MEM
SPECIALTY ITEMS							
TUNA PIE	31	151	53.7	28.66	.53	.325	.094
CLAM CHCWDER	71	281	107.9	40.29	.37	.654	.190
OYSTER STEW	46	142	44.6	28.25	.63	.270	.078
TV DINNERS	124	474	263.8	204.68	.78	1.599	.464
SMCKED FISH	50	189	46.1	63.56	1.38	.279	.081
OTHER SPECIALTIES	141	526	197.1	141.69	.72	1.195	.346
SHELLFISH, FRH & FRZ							
SHRIMP	224	827	295.8	435.35	1.47	1.793	.520
OYSTERS	60	202	79.6	107.17	1.35	.482	.140
CRABS	29	116	54.2	42.19	.78	.328	.095
LOBSTERS	8	40	19.9	36.24	1.82	.121	.035
LOBSTER TAILS	19	75	38.2	75.79	1.98	.232	.067
CLAMS	18	86	25.6	14.05	.55	.155	.045
SCALLOPS	36	176	35.2	55.40	1.57	.213	.062
OTHER SHELLFISH	3	12	6.5	3.72	.57	.039	.011
FINFISH, FRH & FRZ							
HADDOCK	135	490	314.2	211.51	.67	1.904	.552
FLOUNDER, SCLE	138	533	177.1	155.64	.88	1.073	.311
HALIBUT	70	246	119.8	91.16	.76	.726	.211
OCEAN PERCH	183	610	351.7	172.87	.49	2.132	.618
COD	188	764	272.1	182.54	.67	1.649	.478
SALMON	18	72	27.0	31.45	1.16	.164	.047
RED SNAPPER	16	61	19.5	15.41	.79	.118	.034
CATFISH	35	104	71.7	62.30	.87	.435	.126
WHITING	10	32	21.0	10.13	.48	.127	.037
SWORDFISH	26	100	42.2	43.63	1.03	.256	.074
PCLLOCK			.0	.00	.00	.000	.000
OTHER FINFISH	124	478	190.5	99.25	.52	1.155	.335
CANNED FISH							
SALMON, PINK	292	1003	368.2	303.81	.83	2.232	.647
SALMON, RED	182	596	218.5	237.94	1.09	1.324	.384
OTHER SALMON	25	89	29.3	38.26	1.31	.178	.051
TUNA, WHITE	415	1678	455.2	379.06	.83	2.759	.800
TUNA, LIGHT	772	2819	842.2	647.53	.77	5.104	1.480
TUNA, OTHER	81	326	87.4	60.96	.70	.530	.154
SARDINES, DOMESTIC	88	273	72.2	39.61	.55	.438	.127
SARDINES, IMPORTED	118	375	101.8	91.98	.90	.617	.179
SHRIMP	102	361	72.2	107.74	1.49	.438	.127
OYSTERS	79	276	73.1	68.10	.93	.443	.128
OTHER CANNED	65	268	57.3	115.75	2.02	.347	.101

3

PER CAPITA INCOME \$2,000-\$2,499

	# OF MEALS
AWAY FROM HOME	
SHRIMP (ALL DISHES)	380
LOBSTER	71
CLAMS	87
CRABS	37
CYSTERS	26
PERCH (OCEAN & UNSPEC.)	93
HALIBUT	46
HADDOCK	63
TUNA	36
SEAFOOD PLATTER	132
FISH SANDWICH	116
FLOUNDER / SOLE	49
OTHER AWAY FROM HOME	594

	PURCHASES	MEMBERS	LBS	TOTAL VALUE	PRICE PER LB	LBS/HH	LBS/MEM
SPECIALTY ITEMS							
TUNA PIE	40	106	45.4	26.06	.57	.255	.092
CLAM CHOWDER	51	173	91.4	32.15	.35	.513	.185
OYSTER STEW	36	118	41.9	26.22	.63	.235	.085
TV DINNERS	146	402	235.2	176.90	.75	1.321	.475
SMOKED FISH	38	111	47.7	42.44	.89	.268	.096
OTHER SPECIALTIES	128	386	125.8	126.61	1.01	.707	.254
SHELLFISH, FRH & FRZ							
SHRIMP	325	1140	727.3	858.19	1.18	4.086	1.469
OYSTERS	77	207	84.5	210.30	2.49	.475	.171
CRABS	76	256	112.7	112.62	1.00	.633	.228
LOBSTERS	27	60	56.0	100.99	1.80	.315	.113
LOBSTER TAILS	23	64	126.7	94.37	.74	.712	.256
CLAMS	33	93	68.2	38.66	.57	.383	.138
SCALLOPS	33	101	37.1	54.10	1.46	.208	.075
OTHER SHELLFISH	4	9	2.4	3.35	1.40	.013	.005
FINFISH, FRH & FRZ							
HADDOCK	158	476	237.6	173.64	.73	1.335	.480
FLOUNDER, SOLE	253	714	341.7	263.38	.77	1.920	.690
HALIBUT	94	275	159.9	125.79	.79	.898	.323
OCEAN PERCH	257	795	390.4	260.07	.67	2.193	.789
COD	191	542	271.9	178.25	.66	1.528	.549
SALMON	43	105	57.5	53.76	.93	.323	.116
RED SNAPPER	27	86	44.8	37.51	.84	.252	.091
CATFISH	47	91	144.0	101.94	.71	.809	.291
WHITING	56	164	155.7	55.47	.36	.875	.315
SWORDFISH	38	98	76.2	76.63	1.01	.428	.154
POLLOCK	4	14	3.0	2.21	.74	.017	.006
OTHER FINFISH	240	716	455.1	213.03	.47	2.557	.919
CANNED FISH							
SALMON, PINK	366	1002	532.9	479.83	.90	2.994	1.077
SALMON, RED	259	644	303.0	336.24	1.11	1.702	.612
OTHER SALMON	23	57	18.4	17.03	.93	.103	.037
TUNA, WHITE	446	1410	434.3	369.25	.85	2.440	.877
TUNA, LIGHT	829	2616	882.2	685.97	.78	4.956	1.782
TUNA, OTHER	102	275	106.7	75.44	.71	.599	.216
SARDINES, DOMESTIC	192	496	172.5	149.59	.87	.969	.348
SARDINES, IMPORTED	94	241	56.3	45.70	.81	.316	.114
SHRIMP	158	414	103.6	145.12	1.40	.582	.209
OYSTERS	95	228	94.9	111.17	1.17	.533	.192
OTHER CANNED	91	229	98.0	75.53	.77	.551	.198

4

PER CAPITA INCOME \$2,500-\$2,999

	# OF MEALS
AWAY FROM HOME	
SHRIMP (ALL DISHES)	399
LOBSTER	106
CLAMS	85
CRABS	95
CYSTERS	40
PERCH (OCEAN & UNSPEC.)	139
HALIBUT	50
HADDOCK	70
TUNA	102
SEAFOOD PLATTER	173
FISH SANDWICH	263
FLOUNDER / SOLE	141
CTHER AWAY FROM HCME	965

	PURCHASES	MEMBERS	LBS	TCTAL VALLE	PRICE PER LB	LBS/HH	LBS/MEM
SPECIALTY ITEMS							
TUNA PIE	33	132	57.3	28.04	.49	.406	.139
CLAM CHOWDER	56	206	84.6	32.38	.38	.600	.205
OYSTER STEW	49	164	47.9	35.32	.74	.340	.116
TV DINNERS	154	529	264.6	205.82	.78	1.877	.642
SMOKED FISH	49	201	55.5	87.80	1.58	.394	.135
OTHER SPECIALTIES	156	611	178.1	168.73	.95	1.263	.432
SHELLFISH, FRH & FRZ							
SHRIMP	272	1040	505.1	718.34	1.42	3.582	1.226
OYSTERS	44	137	62.2	99.54	1.60	.441	.151
CRABS	36	132	46.2	55.90	1.21	.328	.112
LOBSTERS	15	59	88.7	84.18	.95	.629	.215
LOBSTER TAILS	30	131	37.5	83.36	2.22	.266	.091
CLAMS	17	63	26.4	15.50	.59	.187	.064
SCALLOPS	26	96	35.5	48.24	1.36	.252	.086
OTHER SHELLFISH	1	8	1.5	1.35	.90	.011	.004
FINFISH, FRH & FRZ							
HADDOCK	162	560	290.3	208.19	.72	2.059	.705
FLOUNDER, SOLE	202	732	313.8	263.70	.84	2.226	.762
HALIBUT	95	325	193.4	145.10	.75	1.372	.469
OCEAN PERCH	150	508	301.9	149.89	.50	2.141	.733
COD	196	753	297.0	184.49	.62	2.106	.721
SALMON	28	110	77.6	73.50	.95	.550	.188
RED SNAPPER	13	42	27.2	23.28	.86	.193	.066
CATFISH	19	57	43.0	24.24	.56	.305	.104
WHITING	32	107	101.0	40.77	.40	.716	.245
SWORDFISH	55	194	97.7	88.45	.91	.693	.237
POLLOCK	6	31	8.5	4.66	.55	.060	.021
OTHER FINFISH	138	481	222.6	126.85	.57	1.579	.540
CANNED FISH							
SALMON, PINK	210	740	296.2	233.39	.79	2.101	.719
SALMON, RED	213	807	239.3	260.65	1.09	1.697	.581
OTHER SALMON	10	44	11.0	7.97	.72	.078	.027
TUNA, WHITE	431	1646	411.0	350.98	.85	2.915	.998
TUNA, LIGHT	806	3119	857.3	656.20	.77	6.080	2.081
TUNA, OTHER	67	260	105.4	75.58	.72	.748	.256
SARDINES, DOMESTIC	92	379	91.4	54.93	.60	.648	.222
SARDINES, IMPORTED	130	398	99.1	113.22	1.14	.703	.241
SHRIMP	126	478	82.1	125.68	1.53	.582	.199
OYSTERS	73	253	72.8	78.81	1.08	.516	.177
OTHER CANNED	69	275	46.0	53.31	1.16	.326	.112

5

PER CAPITA INCOME \$3,000-\$3,499

	# OF MEALS
AWAY FROM HOME	
SHRIMP (ALL DISHES)	515
LOBSTER	127
CLAMS	76
CRABS	62
OYSTERS	66
PERCH (OCEAN & UNSPEC.)	102
HALIBUT	46
HADDOCK	68
TUNA	69
SEAFOOD PLATTER	133
FISH SANDWICH	153
FLOUNDER / SOLE	91
OTHER AWAY FROM HOME	924

517 HH 1485 MEM 6

PER CAPITA INCOME \$3,500 & OVER

	PURCHASES	MEMBERS	LBS	TOTAL VALUE	PRICE PER LB	LBS/HH	LBS/MEM
SPECIALTY ITEMS							
TUNA PIE	142	345	192.6	114.92	.60	.373	.130
CLAM CHOWDER	308	808	576.3	220.42	.38	1.115	.388
OYSTER STEW	166	434	166.6	124.84	.75	.322	.112
TV DINNERS	522	1341	762.8	692.42	.91	1.475	.514
SMOKED FISH	185	480	224.4	265.94	1.19	.434	.151
OTHER SPECIALTIES	566	1509	610.7	561.65	.92	1.181	.411
SHELLFISH, FRH & FRZ							
SHRIMP	945	2348	1562.0	2367.79	1.52	3.021	1.052
OYSTERS	284	668	309.9	421.85	1.36	.599	.209
CRABS	236	568	322.0	427.75	1.33	.623	.217
LOBSTERS	61	142	309.5	311.12	1.01	.599	.208
LOBSTER TAILS	119	294	197.6	358.87	1.82	.382	.133
CLAMS	109	290	140.7	105.45	.75	.272	.095
SCALLOPS	172	402	160.8	260.22	1.62	.311	.108
OTHER SHELLFISH	10	21	11.8	7.96	.67	.023	.008
FINFISH, FRH & FRZ							
HADDOCK	506	1232	881.3	646.33	.73	1.705	.593
FLOUNDER, SOLE	660	1763	926.2	789.36	.85	1.791	.624
HALIBUT	382	1001	561.5	497.55	.89	1.086	.378
OCEAN PERCH	451	1089	676.2	408.24	.60	1.308	.455
COD	515	1341	785.2	515.95	.66	1.519	.529
SALMON	176	484	324.4	327.86	1.01	.627	.218
RED SNAPPER	111	277	195.4	190.62	.98	.378	.132
CATFISH	103	220	132.1	96.50	.73	.256	.089
WHITING	50	120	77.2	41.82	.54	.149	.052
SWORDFISH	201	656	424.8	391.60	.92	.822	.286
POLLOCK	12	28	20.5	17.26	.84	.040	.014
OTHER FINFISH	602	1574	775.2	549.45	.71	1.499	.522
CANNED FISH							
SALMON, PINK	869	1972	1035.7	891.59	.86	2.003	.697
SALMON, RED	866	2061	993.4	1175.05	1.18	1.921	.669
OTHER SALMON	91	235	77.7	103.85	1.34	.150	.052
TUNA, WHITE	1653	4457	1627.3	1504.61	.92	3.148	1.096
TUNA, LIGHT	2208	5776	2312.7	1876.59	.81	4.473	1.557
TUNA, OTHER	203	522	228.8	148.77	.65	.443	.154
SARDINES, DOMESTIC	409	910	332.0	214.91	.65	.642	.224
SARDINES, IMPORTED	443	1152	295.2	300.93	1.02	.571	.199
SHRIMP	408	993	272.0	413.60	1.52	.526	.183
OYSTERS	320	766	276.9	324.44	1.17	.536	.186
OTHER CANNED	330	834	294.8	342.21	1.16	.570	.199

6 PER CAPITA INCOME \$3,500 & OVER

	# OF MEALS
AWAY FROM HOME	
SHRIMP (ALL DISHES)	2236
LOBSTER	653
CLAMS	447
CRABS	383
OYSTERS	268
PERCH (OCEAN & UNSPEC.)	276
HALIBUT	265
HADDOCK	273
TUNA	599
SEAFOOD PLATTER	820
FISH SANDWICH	467
FLOUNDER / SOLE	563
OTHER AWAY FROM HOME	3800

188 HH 188 MEM 1

HOUSEHLD SIZE 1 PERSON

	PURCHASES	MEMBERS	LBS	TOTAL VALUE	PRICE PER LB	LBS/HH	LBS/MEM
SPECIALTY ITEMS							
TUNA PIE	57	80	64.2	38.62	.60	.341	.341
CLAM CHCOWDER	42	79	72.1	28.92	.40	.384	.384
OYSTER STEW	34	47	44.6	28.14	.63	.237	.237
TV DINNERS	151	200	216.6	178.42	.82	1.152	1.152
SMCKED FISH	56	87	43.1	69.98	1.62	.229	.229
OTHER SPECIALTIES	132	224	144.8	139.07	.96	.770	.770
SHELLFISH, FRH & FRZ							
SHRIMP	187	320	319.3	448.98	1.41	1.698	1.698
OYSTERS	64	108	79.3	117.18	1.48	.422	.422
CRABS	66	78	82.4	95.32	1.16	.438	.438
LOBSTERS	19	34	34.1	68.75	2.02	.181	.181
LOBSTER TAILS	39	69	71.1	139.27	1.96	.378	.378
CLAMS	32	32	49.5	25.04	.51	.263	.263
SCALLOPS	52	70	45.8	70.29	1.53	.244	.244
OTHER SHELLFISH	1	1	.6	.89	1.48	.003	.003
FINFISH, FRH & FRZ							
HADDOCK	135	168	169.4	126.53	.75	.901	.901
FLOUNDER, SOLE	158	215	192.4	161.02	.84	1.023	1.023
HALIBUT	90	118	101.9	84.92	.83	.542	.542
OCEAN PERCH	135	196	167.3	107.13	.64	.890	.890
COD	177	312	256.5	174.41	.68	1.364	1.364
SALMON	58	79	91.8	107.91	1.18	.488	.488
RED SNAPPER	27	40	28.3	26.03	.92	.151	.151
CATFISH	83	101	248.3	175.41	.71	1.321	1.321
WHIING	32	37	77.6	33.52	.43	.413	.413
SWORDFISH	27	32	30.1	28.96	.96	.160	.160
POLLOCK	3	3	4.0	2.48	.62	.021	.021
OTHER FINFISH	149	193	406.1	133.24	.33	2.160	2.160
CANNED FISH							
SALMON, PINK	379	475	496.1	433.70	.87	2.639	2.639
SALMON, RED	252	294	243.0	280.44	1.15	1.293	1.293
OTHER SALMON	44	44	38.5	41.88	1.09	.205	.205
TUNA, WHITE	380	540	319.8	291.42	.91	1.701	1.701
TUNA, LIGHT	702	944	645.2	514.72	.80	3.432	3.432
TUNA, OTHER	93	111	79.4	59.37	.75	.422	.422
SARDINES, DOMESTIC	163	214	111.3	71.92	.65	.592	.592
SARDINES, IMPORTED	89	146	60.1	63.48	1.06	.320	.320
SHRIMP	174	190	107.4	161.61	1.50	.571	.571
OYSTERS	96	137	86.2	77.50	.90	.459	.459
OTHER CANNED	107	136	159.6	94.47	.59	.849	.849

1. HOUSEHOLD SIZE 1 PERSON

	# OF MEALS
AWAY FROM HOME	
SHRIMP (ALL DISHES)	277
LOBSTER	94
CLAMS	80
CRABS	68
OYSTERS	30
PERCH (OCEAN & UNSPEC.)	71
HALIBUT	39
HADDOCK	95
TUNA	71
SEAFOOD PLATTER	169
FISH SANDWICH	73
FLOUNDER / SOLE	74
OTHER AWAY FROM HOME	781

	PURCHASES	MEMBERS	LBS	TOTAL VALUE	PRICE PER LB	LBS/HH	LBS/MEM
SPECIALTY ITEMS							
TUNA PIE	175	418	254.0	146.54	.58	.305	.129
CLAM CHCWDER	405	952	709.9	280.02	.39	.851	.361
OYSTER STEW	315	764	452.4	364.63	.81	.542	.230
TV DINNERS	695	1625	1082.5	916.96	.85	1.298	.551
SMOKED FISH	207	485	252.5	283.57	1.12	.303	.128
OTHER SPECIALTIES	752	1775	913.9	811.57	.89	1.096	.465
SHELLFISH, FRH & FRZ							
SHRIMP	1308	3167	2424.3	3290.52	1.36	2.907	1.234
OYSTERS	489	1137	610.5	927.14	1.52	.732	.311
CRABS	271	645	400.0	507.16	1.27	.480	.204
LOBSTERS	85	210	450.5	440.64	.98	.540	.229
LOBSTER TAILS	157	402	423.3	572.44	1.35	.508	.215
CLAMS	120	308	160.4	115.00	.72	.192	.082
SCALLOPS	195	466	210.6	286.58	1.36	.253	.107
OTHER SHELLFISH	23	50	20.2	19.34	.96	.024	.010
FINFISH, FRH & FRZ							
HADDOCK	867	2112	1630.9	1127.73	.69	1.956	.830
FLCUNDER, SOLE	987	2378	1398.2	1183.74	.85	1.676	.712
HALIBUT	495	1204	777.1	619.83	.80	.932	.395
OCEAN PERCH	921	2188	1523.1	922.39	.61	1.826	.775
COD	777	1847	1177.5	749.15	.64	1.412	.599
SALMON	255	611	421.2	438.92	1.04	.505	.214
RED SNAPPER	183	435	412.9	449.44	1.09	.495	.210
CATFISH	263	604	636.4	451.92	.71	.763	.324
WHITING	167	373	355.9	156.68	.44	.427	.181
SWORDFISH	203	508	330.0	340.28	1.03	.396	.168
POLLOCK	11	28	17.6	14.20	.81	.021	.009
OTHER FINFISH	1009	2371	1483.6	858.32	.58	1.779	.755
CANNED FISH							
SALMON, PINK	1795	4184	2379.6	2131.52	.90	2.853	1.211
SALMON, RED	1323	3060	1593.3	1838.22	1.15	1.910	.811
OTHER SALMON	131	313	130.4	130.89	1.00	.156	.066
TUNA, WHITE	2075	5036	2063.2	1871.64	.91	2.474	1.050
TUNA, LIGHT	3388	8310	3590.9	2855.61	.80	4.306	1.827
TUNA, OTHER	381	887	462.2	322.93	.70	.554	.235
SARDINES, DOMESTIC	820	1917	759.8	550.68	.72	.911	.387
SARDINES, IMPORTED	725	1657	560.2	541.24	.97	.672	.285
SHRIMP	583	1379	408.6	580.04	1.42	.490	.208
OYSTERS	541	1283	596.2	746.31	1.25	.715	.303
OTHER CANNED	389	929	356.4	394.13	1.11	.427	.181

2

HOUSEHOLD SIZE 2-3 PERSONS

	# OF MEALS
AWAY FROM HOME	
SHRIMP (ALL DISHES)	2372
LOBSTER	572
CLAMS	454
CRABS	395
OYSTERS	367
PERCH (OCEAN & UNSPEC.)	503
HALIBUT	388
HADDOCK	369
TUNA	600
SEAFOOD PLATTER	844
FISH SANDWICH	744
FLOUNDER / SOLE	618
OTHER AWAY FROM HOME	4673

	PURCHASES	MEMBERS	LBS	TCTAL VALUE	PRICE PER LB	LBS/HH	LBS/MEM
SPECIALTY ITEMS							
TUNA PIE	140	597	259.6	130.15	.50	.571	.132
CLAM CHCWDER	192	834	310.2	113.70	.37	.682	.158
OYSTER STEW	130	562	152.1	96.41	.63	.334	.077
TV DINNERS	464	1976	802.6	634.56	.79	1.764	.408
SMOKED FISH	163	678	163.7	219.29	1.34	.360	.083
OTHER SPECIALTIES	411	1742	466.5	418.73	.90	1.025	.237
SHELLFISH, FRH & FRZ							
SHRIMP	915	4020	1651.4	2161.13	1.31	3.629	.840
OYSTERS	178	782	258.4	314.55	1.22	.568	.131
CRABS	158	693	243.7	298.37	1.22	.536	.124
LOBSTERS	38	157	330.3	209.89	.64	.726	.168
LOBSTER TAILS	73	313	143.2	290.97	2.03	.315	.073
CLAMS	68	294	131.4	67.17	.51	.289	.067
SCALLOPS	97	426	132.8	157.51	1.19	.292	.068
OTHER SHELLFISH	6	26	9.4	8.18	.87	.021	.005
FINFISH, FRH & FRZ							
HADDOCK	398	1744	665.5	504.48	.76	1.463	.338
FLOUNDER, SOLE	508	2234	852.3	666.45	.78	1.873	.433
HALIBUT	259	1171	576.0	496.65	.86	1.266	.293
OCEAN PERCH	547	2414	1123.4	570.92	.51	2.469	.571
COD	640	2774	933.5	586.30	.63	2.052	.475
SALMON	133	575	306.2	275.22	.90	.673	.156
RED SNAPPER	66	311	214.5	158.92	.74	.471	.109
CATFISH	127	566	276.4	195.16	.71	.607	.141
WHITING	81	383	303.7	112.90	.37	.667	.154
SWORDFISH	126	552	293.8	242.96	.83	.646	.149
POLLOCK	12	49	17.8	11.15	.63	.039	.009
OTHER FINFISH	577	2549	982.1	553.49	.56	2.158	.499
CANNED FISH							
SALMON, PINK	831	3605	1197.0	988.00	.83	2.631	.609
SALMON, RED	484	2066	600.5	670.83	1.12	1.320	.305
OTHER SALMON	53	227	54.6	74.47	1.36	.120	.028
TUNA, WHITE	1378	5999	1516.9	1274.24	.84	3.334	.771
TUNA, LIGHT	2965	12915	3354.0	2562.89	.76	7.371	1.705
TUNA, OTHER	337	1478	425.8	275.50	.65	.936	.216
SARDINES, DOMESTIC	277	1187	252.2	188.69	.75	.554	.128
SARDINES, IMPORTED	301	1302	213.1	204.24	.96	.468	.108
SHRIMP	284	1233	173.8	267.44	1.54	.382	.088
OYSTERS	200	861	193.1	197.73	1.02	.424	.098
OTHER CANNED	218	923	180.1	220.72	1.23	.396	.092

3

HOUSEHOLD SIZE 4-5 PERSCNS

	# OF MEALS
AWAY FROM HOME	
SHRIMP (ALL DISHES)	1433
LOBSTER	494
CLAMS	272
CRABS	230
OYSTERS	101
PERCH (OCEAN & UNSPEC.)	162
HALIBUT	140
HADDOCK	224
TUNA	304
SEAFOOD PLATTER	545
FISH SANDWICH	675
FLOUNDER / SOLE	354
OTHER AWAY FROM HOME	2995

109 HH 720 MEM 4

HOUSEHLD SIZE OVER 5 PERSONS

	PURCHASES	MEMBERS	LBS	TOTAL VALUE	PRICE PER LB	LBS/HH	LBS/MEM
SPECIALTY ITEMS							
TUNA PIE	37	238	78.9	37.80	.48	.724	.110
CLAM CHOWDER	38	234	57.3	26.21	.46	.526	.080
OYSTER STEW	15	104	22.8	12.85	.56	.209	.032
TV DINNERS	56	368	92.4	71.94	.78	.848	.128
SMOKED FISH	24	149	74.3	42.13	.57	.682	.103
OTHER SPECIALTIES	105	663	149.9	105.43	.70	1.375	.208
SHELLFISH, FRH & FRZ							
SHRIMP	165	1073	303.7	357.89	1.18	2.786	.422
OYSTERS	30	198	42.4	52.69	1.24	.389	.059
CRABS	40	261	45.7	65.23	1.43	.419	.063
LOBSTERS	6	36	19.8	29.83	1.51	.182	.028
LOBSTER TAILS	17	116	18.4	44.65	2.43	.169	.026
CLAMS	16	98	26.4	13.22	.50	.242	.037
SCALLOPS	34	210	28.6	50.60	1.77	.262	.040
OTHER SHELLFISH	2	14	6.5	2.70	.42	.060	.009
FINFISH, FRH & FRZ							
HADDOCK	149	1035	435.5	303.33	.70	3.995	.605
FLOUNDER, SOLE	121	759	227.2	159.33	.70	2.084	.316
HALIBUT	37	240	73.1	56.78	.78	.671	.102
OCEAN PERCH	109	700	233.6	112.35	.48	2.143	.324
COD	195	1257	375.9	216.75	.58	3.449	.522
SALMON	11	72	14.1	15.12	1.07	.129	.020
RED SNAPPER	25	170	168.4	64.00	.38	1.545	.234
CATFISH	33	223	76.8	47.94	.62	.705	.107
WHITING	30	199	194.5	46.49	.24	1.784	.270
SWORDFISH	47	298	165.1	156.61	.95	1.515	.229
POLLOCK	11	73	33.0	16.11	.49	.303	.046
OTHER FINFISH	159	1043	415.3	154.03	.37	3.810	.577
CANNED FISH							
SALMON, PINK	171	1122	233.5	199.07	.85	2.142	.324
SALMON, RED	75	504	90.4	92.43	1.02	.829	.126
OTHER SALMON	32	197	32.7	28.56	.87	.300	.045
TUNA, WHITE	427	2831	555.5	473.08	.85	5.096	.772
TUNA, LIGHT	758	5093	952.1	725.12	.76	8.735	1.322
TUNA, OTHER	108	700	133.3	89.40	.67	1.223	.185
SARDINES, DOMESTIC	111	731	118.8	71.25	.60	1.090	.165
SARDINES, IMPORTED	54	326	45.7	37.45	.82	.419	.063
SHRIMP	58	389	45.9	59.97	1.31	.421	.064
OYSTERS	20	133	14.2	14.43	1.02	.130	.020
OTHER CANNED	82	531	86.5	80.09	.93	.794	.120

4

HOUSEHOLD SIZE OVER 5 PERSONS

	# OF MEALS
AWAY FROM HOME	
SHRIMP (ALL DISHES)	218
LOBSTER	64
CLAMS	62
CRABS	48
OYSTERS	3
PERCH (OCEAN & UNSPEC.)	30
HALIBUT	7
HADDOCK	12
TUNA	49
SEAFOOD PLATTER	69
FISH SANDWICH	62
FLOUNDER / SOLE	26
OTHER AWAY FROM HOME	382

	PURCHASES	MEMBERS	LBS	TOTAL VALUE	PRICE PER LB	LBS/HH	LBS/MEM
SPECIALTY ITEMS							
TUNA PIE	19	53	39.8	25.49	.64	.442	.134
CLAM CHOWDER	105	356	164.3	74.59	.45	1.826	.553
OYSTER STEW	40	114	36.5	22.66	.62	.406	.123
TV DINNERS	135	433	147.3	143.77	.98	1.637	.496
SMOKED FISH	23	66	22.1	22.22	1.01	.246	.074
OTHER SPECIALTIES	166	487	173.9	180.52	1.04	1.932	.586
SHELLFISH, FRH & FRZ							
SHRIMP	147	507	296.5	343.47	1.16	3.294	.998
OYSTERS	48	101	37.0	55.16	1.49	.411	.125
CRABS	32	103	47.9	65.57	1.37	.532	.161
LOBSTERS	68	201	562.8	394.49	.70	6.253	1.895
LOBSTER TAILS	8	31	15.4	16.54	1.07	.171	.052
CLAMS	75	254	192.7	77.25	.40	2.141	.649
SCALLOPS	79	254	81.6	113.85	1.40	.907	.275
OTHER SHELLFISH	4	9	2.6	3.96	1.52	.029	.009
FINFISH, FRH & FRZ							
HADDOCK	276	1034	567.7	382.99	.67	6.308	1.911
FLOUNDER, SOLE	148	493	183.6	159.86	.87	2.040	.618
HALIBUT	45	161	89.1	62.15	.70	.990	.300
OCEAN PERCH	26	82	33.9	22.21	.66	.377	.114
COD	146	467	235.3	133.89	.57	2.614	.792
SALMON	25	79	37.1	43.46	1.17	.412	.125
RED SNAPPER	5	18	5.3	7.56	1.43	.059	.018
CATFISH			.	.	.00	.000	.000
WHITING	8	33	42.9	15.35	.36	.477	.144
SWORDFISH	187	698	365.0	365.10	1.00	4.056	1.229
POLLOCK	5	23	13.5	6.91	.51	.150	.045
OTHER FINFISH	135	479	150.2	96.08	.64	1.669	.506
CANNED FISH							
SALMON, PINK	69	265	86.3	73.50	.85	.959	.291
SALMON, RED	175	519	164.8	189.67	1.15	1.831	.555
OTHER SALMON	16	33	9.8	14.33	1.46	.109	.033
TUNA, WHITE	696	2781	709.3	627.36	.88	7.881	2.388
TUNA, LIGHT	312	1198	337.2	266.41	.79	3.747	1.135
TUNA, OTHER	54	230	82.3	61.81	.75	.914	.277
SARDINES, DOMESTIC	45	152	44.0	21.27	.48	.489	.148
SARDINES, IMPORTED	89	289	45.1	57.27	1.27	.501	.152
SHRIMP	147	448	98.0	145.15	1.48	1.089	.330
OYSTERS	17	54	7.9	10.23	1.29	.088	.027
OTHER CANNED	131	461	101.2	156.97	1.55	1.124	.341

1

U.S. CENSUS GEOGRAPHIC DIVISIONS NEW ENGLAND

	# OF MEALS
AWAY FROM HOME	
SHRIMP (ALL DISHES)	298
LOBSTER	276
CLAMS	344
CRABS	66
OYSTERS	15
PERCH (OCEAN & UNSPEC.)	
HALIBUT	31
HADDOCK	117
TUNA	158
SEAFOOD PLATTER	77
FISH SANDWICH	37
FLOUNDER / SOLE	62
OTHER AWAY FROM HOME	623

	PURCHASES	MEMBERS	LBS	TOTAL VALLE	PRICE PER LB	LBS/HH	LBS/MEM
SPECIALTY ITEMS							
TUNA PIE	55	166	113.2	60.37	.53	.381	.124
CLAM CHOWDER	210	588	357.3	131.77	.37	1.203	.393
OYSTER STEW	119	373	158.5	109.33	.69	.534	.174
TV DINNERS	344	995	528.5	448.67	.85	1.779	.581
SMOKED FISH	183	553	144.1	255.29	1.77	.485	.158
OTHER SPECIALTIES	437	1453	480.8	440.27	.92	1.619	.528
SHELLFISH, FRH & FRZ							
SHRIMP	673	2059	1144.0	1615.04	1.41	3.852	1.257
OYSTERS	101	258	105.8	160.47	1.52	.356	.116
CRABS	90	275	114.7	192.21	1.68	.386	.126
LOBSTERS	33	88	103.4	114.66	1.11	.348	.114
LOBSTER TAILS	94	262	192.2	268.70	1.40	.647	.211
CLAMS	64	203	66.3	55.50	.84	.223	.073
SCALLOPS	107	297	119.4	160.74	1.35	.402	.131
OTHER SHELLFISH	3	12	2.9	3.57	1.23	.010	.003
FINFISH, FRH & FRZ							
HADDOCK	481	1385	904.1	648.24	.72	3.044	.994
FLOUNDER, SOLE	761	2351	1103.6	974.24	.88	3.716	1.213
HALIBUT	141	420	224.3	166.91	.74	.755	.246
OCEAN PERCH	209	668	294.6	166.80	.57	.992	.324
COD	449	1502	685.1	440.97	.64	2.307	.753
SALMON	51	157	74.6	76.41	1.02	.251	.082
RED SNAPPER	41	160	113.2	104.89	.93	.381	.124
CATFISH	3	6	.0	.00	.00	.000	.000
WHITING	61	158	155.6	59.27	.38	.524	.171
SWORDFISH	123	389	215.2	219.62	1.02	.725	.236
POLLOCK	6	27	11.0	5.66	.51	.037	.012
OTHER FINFISH	291	933	449.0	285.80	.64	1.512	.493
CANNED FISH							
SALMON, PINK	469	1473	659.4	576.66	.87	2.220	.725
SALMON, RED	490	1323	551.3	614.14	1.11	1.856	.606
OTHER SALMON	89	271	82.8	92.05	1.11	.279	.091
TUNA, WHITE	1341	4337	1440.0	1251.85	.87	4.848	1.582
TUNA, LIGHT	1361	4734	1368.9	1146.75	.84	4.609	1.504
TUNA, OTHER	179	561	195.6	134.29	.69	.659	.215
SARDINES, DOMESTIC	247	711	189.9	168.93	.89	.639	.209
SARDINES, IMPORTED	305	864	237.2	233.73	.99	.799	.261
SHRIMP	200	598	150.5	205.69	1.37	.507	.165
OYSTERS	76	229	65.0	85.59	1.32	.219	.071
OTHER CANNED	196	566	207.7	202.33	.97	.699	.228

U.S. CENSUS GEOGRAPHIC DIVISIONS MIDDLE ATLAN.

	# OF MEALS
AWAY FROM HOME	
SHRIMP (ALL DISHES)	813
LOBSTER	351
CLAMS	171
CRABS	218
OYSTERS	66
PERCH (OCEAN & UNSPEC.)	26
HALIBUT	50
HADDOCK	215
TUNA	131
SEAFOOD PLATTER	376
FISH SANDWICH	319
FLOUNDER / SOLE	290
OTHER AWAY FROM HOME	1464

	PURCHASES	MEMBERS	LBS	TOTAL VALUE	PRICE PER LB	LBS/HH	LBS/MEM
SPECIALTY ITEMS							
TUNA PIE	78	280	123.4	57.54	.47	.386	.115
CLAM CHOWDER	58	174	108.4	38.90	.36	.339	.101
OYSTER STEW	94	251	111.1	85.42	.77	.347	.104
TV DINNERS	296	943	499.9	390.82	.78	1.562	.466
SMOKED FISH	94	328	179.5	132.44	.74	.561	.167
OTHER SPECIALTIES	219	722	239.6	210.12	.88	.749	.224
SHELLFISH, FRH & FRZ							
SHRIMP	399	1396	778.0	1228.32	1.58	2.431	.726
OYSTERS	124	357	159.4	219.50	1.38	.498	.149
CRABS	27	83	19.0	40.64	2.14	.059	.018
LOBSTERS	10	39	22.5	59.88	2.66	.070	.021
LOBSTER TAILS	81	302	194.5	303.09	1.56	.608	.181
CLAMS	18	63	22.5	25.58	1.14	.070	.021
SCALLOPS	67	224	74.2	108.97	1.47	.232	.069
OTHER SHELLFISH	6	20	8.4	4.16	.50	.026	.008
FINFISH, FRH & FRZ							
HADDOCK	307	1053	537.5	381.97	.71	1.680	.501
FLOUNDER, SOLE	137	465	205.1	169.46	.83	.641	.191
HALIBUT	123	345	207.9	177.07	.85	.650	.194
OCEAN PERCH	471	1607	881.8	503.69	.57	2.756	.823
COD	353	1422	556.1	353.61	.64	1.738	.519
SALMON	33	114	83.9	118.04	1.41	.262	.078
RED SNAPPER	26	95	55.6	68.21	1.23	.174	.052
CATFISH	76	202	141.3	101.82	.72	.442	.132
WHITING	38	117	79.2	38.26	.48	.248	.074
SWORDFISH	8	29	12.6	11.54	.92	.039	.012
POLLOCK	2	11	5.9	3.02	.51	.018	.006
OTHER FINFISH	362	1237	488.7	387.47	.79	1.527	.456
CANNED FISH							
SALMON, PINK	565	1720	778.9	660.49	.85	2.434	.727
SALMON, RED	475	1370	565.1	580.86	1.03	1.766	.527
OTHER SALMON	49	164	49.5	58.68	1.19	.155	.046
TUNA, WHITE	604	2192	566.9	515.94	.91	1.772	.529
TUNA, LIGHT	1626	5992	1651.1	1299.14	.79	5.160	1.540
TUNA, OTHER	135	549	147.8	108.38	.73	.462	.138
SARDINES, DOMESTIC	281	804	213.8	149.71	.70	.668	.199
SARDINES, IMPORTED	218	726	145.3	135.76	.93	.454	.136
SHRIMP	206	642	121.9	204.50	1.68	.381	.114
OYSTERS	144	398	156.5	188.79	1.21	.489	.146
OTHER CANNED	77	243	70.5	62.89	.89	.220	.066

	# OF MEALS
AWAY FROM HOME	
SHRIMP (ALL DISHES)	655
LOBSTER	151
CLAMS	93
CRABS	37
OYSTERS	50
PERCH (OCEAN & UNSPEC.)	573
HALIBUT	96
HADDOCK	149
TUNA	144
SEAFOOD PLATTER	279
FISH SANDWICH	476
FLOUNDER / SOLE	133
OTHER AWAY FROM HOME	1839

	PURCHASES	MEMBERS	LBS	TOTAL VALUE	PRICE PER LB	LBS/HH	LBS/MEM
SPECIALTY ITEMS							
TUNA PIE	33	102	47.6	25.99	.55	.324	.115
CLAM CHOWDER	17	54	25.7	9.22	.36	.175	.062
OYSTER STEW	23	60	26.5	17.07	.64	.180	.064
TV DINNERS	65	177	76.0	70.24	.92	.517	.183
SMOKED FISH	10	32	15.9	14.18	.89	.108	.038
OTHER SPECIALTIES	63	177	73.2	58.85	.80	.498	.176
SHELLFISH, FRH & FRZ							
SHRIMP	114	422	193.2	285.90	1.48	1.314	.466
OYSTERS	48	157	50.4	81.22	1.61	.343	.121
CRABS	2	5	2.4	2.55	1.06	.016	.006
LOBSTERS	1	4	1.8	6.30	3.50	.012	.004
LOBSTER TAILS	7	21	10.2	24.36	2.39	.069	.025
CLAMS			.0	.00	.00	.000	.000
SCALLOPS	3	11	3.7	4.11	1.11	.025	.009
OTHER SHELLFISH	1	2	.0	.00	.00	.000	.000
FINFISH, FRH & FRZ							
HADDOCK	93	358	207.7	148.09	.71	1.413	.500
FLGUNDER, SOLE	18	45	19.2	17.48	.91	.131	.046
HALIBUT	58	182	90.9	90.75	1.00	.618	.219
OCEAN PERCH	160	455	231.0	126.41	.55	1.571	.557
COD	86	283	109.3	69.17	.63	.744	.263
SALMON	17	41	22.7	21.43	.94	.154	.055
RED SNAPPER	1	3	1.0	.99	.99	.007	.002
CATFISH	49	111	84.9	65.90	.78	.578	.205
WHITING	28	69	61.1	26.69	.44	.416	.147
SWORDFISH	1	3	1.5	1.49	.99	.010	.004
POLLOCK	1	2	5.0	7.00	1.40	.034	.012
OTHER FINFISH	117	328	184.2	104.56	.57	1.253	.444
CANNED FISH							
SALMON, PINK	238	644	313.2	260.59	.83	2.131	.755
SALMON, RED	215	549	250.9	288.93	1.15	1.707	.605
OTHER SALMON	14	42	13.5	10.85	.80	.092	.033
TUNA, WHITE	109	332	104.7	94.19	.90	.712	.252
TUNA, LIGHT	666	2103	704.9	543.74	.77	4.795	1.699
TUNA, OTHER	71	212	73.6	51.41	.70	.501	.177
SARDINES, DOMESTIC	69	178	42.3	43.19	1.02	.288	.102
SARDINES, IMPORTED	86	191	59.3	58.55	.99	.403	.143
SHRIMP	56	163	39.7	66.77	1.68	.270	.096
OYSTERS	93	305	96.1	89.76	.93	.654	.232
OTHER CANNED	25	81	26.9	66.49	2.47	.183	.065

U.S. CENSUS GEOGRAPHIC DIVISIONS W. NORTH CENTRAL

	# OF MEALS
AWAY FROM HOME	
SHRIMP (ALL DISHES)	341
LOBSTER	47
CLAMS	10
CRABS	11
OYSTERS	16
PERCH (OCEAN & UNSPEC.)	27
HALIBUT	58
HADDOCK	58
TUNA	105
SEAFOOD PLATTER	77
FISH SANDWICH	169
FLOUNDER / SOLE	30
OTHER AWAY FROM HOME	490

	PURCHASES	MEMBERS	LBS	TOTAL VALUE	PRICE PER LB	LBS/HH	LBS/MEM
SPECIALTY ITEMS							
TUNA PIE	32	115	48.7	26.38	.54	.396	.077
CLAM CHOWDER	102	303	198.4	76.27	.38	1.613	.314
OYSTER STEW	76	261	109.5	74.49	.68	.890	.174
TV DINNERS	150	443	221.4	183.58	.83	1.800	.351
SMOKED FISH	30	72	52.2	44.40	.85	.424	.083
OTHER SPECIALTIES	161	457	224.8	168.08	.75	1.828	.356
SHELLFISH, FRH & FRZ							
SHRIMP	456	1473	790.8	1032.71	1.31	6.429	1.253
OYSTERS	208	633	254.1	448.26	1.76	2.066	.403
CRABS	110	353	134.4	199.60	1.49	1.093	.213
LOBSTERS	13	38	89.0	62.52	.70	.724	.141
LOBSTER TAILS	32	86	54.6	90.94	1.67	.444	.087
CLAMS	34	99	22.1	24.25	1.10	.180	.035
SCALLOPS	35	94	35.1	56.69	1.62	.285	.056
OTHER SHELLFISH	3	13	5.6	2.87	.51	.046	.009
FINFISH, FRH & FRZ							
HADDOCK	207	647	359.0	262.78	.73	2.919	.569
FLOUNDER, SOLE	334	1057	507.2	356.12	.70	4.124	.804
HALIBUT	23	70	34.6	28.72	.83	.281	.055
OCEAN PERCH	340	1078	625.3	336.15	.54	5.084	.991
COD	252	730	387.8	240.48	.62	3.153	.615
SALMON	30	73	44.7	25.73	.58	.363	.071
RED SNAPPER	45	104	65.5	54.17	.83	.533	.104
CATFISH	47	125	96.7	31.05	.32	.786	.153
WHITING	80	262	204.7	79.21	.39	1.664	.324
SWORDFISH	18	58	33.0	27.81	.84	.268	.052
POLLOCK	6	32	14.1	6.86	.49	.115	.022
OTHER FINFISH	403	1307	1018.9	412.95	.41	8.284	1.615
CANNED FISH							
SALMON, PINK	667	2023	761.5	635.86	.84	6.191	1.207
SALMON, RED	234	670	246.9	294.08	1.19	2.007	.391
OTHER SALMON	19	61	19.3	12.77	.66	.157	.031
TUNA, WHITE	480	1525	455.3	421.08	.92	3.702	.722
TUNA, LIGHT	1008	3433	1077.6	841.35	.78	8.761	1.708
TUNA, OTHER	80	267	81.5	57.52	.71	.663	.129
SARDINES, DOMESTIC	298	932	282.5	214.10	.76	2.297	.448
SARDINES, IMPORTED	166	483	142.7	111.61	.78	1.160	.226
SHRIMP	75	234	43.2	59.94	1.39	.351	.068
OYSTERS	154	409	142.4	167.18	1.17	1.158	.226
OTHER CANNED	105	358	86.2	80.30	.93	.701	.137

	# OF MEALS
AWAY FROM HOME	
SHRIMP (ALL DISHES)	655
LOBSTER	103
CLAMS	56
CRABS	165
CYSTERS	86
PERCH (OCEAN & UNSPEC.)	74
HALIBUT	17
HADDOCK	56
TUNA	216
SEAFOOD PLATTER	295
FISH SANDWICH	311
FLOUNDER / SOLE	224
OTHER AWAY FROM HOME	1275

	PURCHASES	MEMBERS	LBS	TOTAL VALUE	PRICE PER LB	LBS/HH	LBS/MEM
SPECIALTY ITEMS							
TUNA PIE	30	129	39.0	24.78	.64	.411	.129
CLAM CHOWDER	4	11	4.7	3.94	.84	.049	.016
OYSTER STEW	34	92	110.2	107.68	.98	1.160	.365
TV DINNERS	28	93	57.0	42.87	.75	.600	.189
SMOKED FISH	4	14	5.5	8.11	1.47	.058	.018
OTHER SPECIALTIES	46	180	102.6	73.43	.72	1.080	.340
SHELLFISH, FRH & FRZ							
SHRIMP	119	412	260.5	286.48	1.10	2.742	.863
OYSTERS	60	212	108.8	145.43	1.34	1.145	.360
CRABS	19	79	61.4	97.46	1.59	.646	.203
LOBSTERS	12	35	36.8	74.15	2.01	.387	.122
LOBSTER TAILS	24	74	101.4	166.84	1.65	1.067	.336
CLAMS	3	7	4.8	6.91	1.44	.051	.016
SCALLOPS	1	1	2.0	2.98	1.49	.021	.007
OTHER SHELLFISH	2	4	1.2	.73	.61	.013	.004
FINFISH, FRH & FRZ							
HADDOCK	53	146	101.3	63.45	.63	1.066	.335
FLOUNDER, SOLE	51	178	131.6	123.84	.94	1.385	.436
HALIBUT	6	22	11.3	8.93	.79	.119	.037
OCEAN PERCH	198	621	473.9	279.92	.59	4.988	1.569
COD	107	389	173.5	97.66	.56	1.826	.575
SALMON	24	67	79.0	82.09	1.04	.832	.262
RED SNAPPER	51	193	230.4	257.40	1.12	2.425	.763
CATFISH	134	480	561.1	410.86	.73	5.906	1.858
WHITING	47	193	227.7	64.97	.29	2.397	.754
SWORDFISH			.0	.00	.00	.000	.000
POLLOCK	1	4	.5	.19	.38	.005	.002
OTHER FINFISH	82	331	272.5	101.34	.37	2.868	.902
CANNED FISH							
SALMON, PINK	429	1089	706.4	659.24	.93	7.436	2.339
SALMON, RED	61	151	94.2	111.88	1.19	.992	.312
OTHER SALMON	22	51	25.0	29.94	1.20	.263	.083
TUNA, WHITE	150	469	170.1	147.25	.87	1.791	.563
TUNA, LIGHT	387	1320	442.7	338.77	.77	4.660	1.466
TUNA, OTHER	87	302	156.5	108.82	.70	1.647	.518
SARDINES, DOMESTIC	156	475	186.4	96.25	.52	1.962	.617
SARDINES, IMPORTED	14	41	7.7	7.20	.94	.081	.025
SHRIMP	19	51	23.7	23.11	.98	.249	.078
OYSTERS	102	265	173.0	256.88	1.48	1.821	.573
OTHER CANNED	30	118	61.5	27.55	.45	.647	.204

	# OF MEALS
AWAY FROM HOME	
SHRIMP (ALL DISHES)	116
LOBSTER	18
CLAMS	4
CRABS	14
OYSTERS	90
PERCH (OCEAN & UNSPEC.)	23
HALIBUT	3
HADDOCK	36
TUNA	18
SEAFOOD PLATTER	102
FISH SANDWICH	52
FLOUNDER / SOLE	150
OTHER AWAY FROM HOME	597

	PURCHASES	MEMBERS	LBS	TOTAL VALUE	PRICE PER LB	LBS/HH	LBS/MEM
SPECIALTY ITEMS							
TUNA PIE	29	83	55.5	26.99	.49	.368	.119
CLAM CHCOWDER	16	41	30.6	15.89	.52	.203	.066
OYSTER STEW	45	125	40.4	31.90	.79	.268	.087
TV DINNERS	67	174	98.1	84.51	.86	.650	.211
SMOKED FISH	2	5	.8	1.83	2.29	.005	.002
OTHER SPECIALTIES	84	230	136.5	110.67	.81	.904	.293
SHELLFISH, FRH & FRZ							
SHRIMP	259	830	589.7	632.62	1.07	3.905	1.265
OYSTERS	73	199	105.6	124.94	1.18	.699	.227
CRABS	32	93	45.4	36.48	.80	.301	.097
LOBSTERS	2	3	2.1	6.06	2.89	.014	.005
LOBSTER TAILS	3	9	2.0	7.96	3.98	.013	.004
CLAMS	2	4	1.5	1.49	.99	.010	.003
SCALLOPS	5	11	6.5	7.58	1.17	.043	.014
OTHER SHELLFISH	4	8	9.0	5.00	.56	.060	.019
FINFISH, FRH & FRZ							
HADDOCK	13	33	19.3	12.67	.66	.128	.041
FLGUNDER, SOLE	67	256	142.3	81.77	.57	.942	.305
HALIBUT	9	25	18.0	15.86	.88	.119	.039
OCEAN PERCH	177	601	324.3	169.28	.52	2.148	.696
COD	118	472	203.6	130.22	.64	1.348	.437
SALMON	8	22	8.7	9.41	1.08	.058	.019
RED SNAPPER	24	83	125.6	54.31	.43	.832	.270
CATFISH	160	451	334.5	240.70	.72	2.215	.718
WHITING	17	57	118.1	23.54	.20	.782	.253
SWORDFISH	1	3	.0	.00	.00	.000	.000
POLLOCK	3	12	6.5	3.52	.54	.043	.014
OTHER FINFISH	192	517	390.3	121.59	.31	2.585	.838
CANNED FISH							
SALMON, PINK	399	1113	530.9	481.80	.91	3.516	1.139
SALMON, RED	129	354	172.1	190.05	1.10	1.140	.369
OTHER SALMON	32	108	35.0	27.16	.78	.232	.075
TUNA, WHITE	189	578	227.8	197.88	.87	1.509	.489
TUNA, LIGHT	858	2834	964.4	742.87	.77	6.387	2.070
TUNA, OTHER	178	627	199.4	120.32	.60	1.321	.428
SARDINES, DOMESTIC	155	417	143.9	110.17	.77	.953	.309
SARDINES, IMPORTED	97	274	80.2	77.93	.97	.531	.172
SHRIMP	34	81	28.8	40.60	1.41	.191	.062
OYSTERS	87	198	87.2	90.37	1.04	.577	.187
OTHER CANNED	77	255	99.3	55.11	.55	.658	.213

U.S. CENSUS GEOGRAPHIC DIVISIONS W. SOUTH CENTRAL

	# OF MEALS
AWAY FROM HOME	
SHRIMP (ALL DISHES)	418
LOBSTER	24
CLAMS	15
CRABS	38
OYSTERS	77
PERCH (OCEAN & UNSPEC.)	14
HALIBUT	31
HADDOCK	35
TUNA	34
SEAFOOD PLATTER	181
FISH SANDWICH	45
FLOUNDER / SOLE	41
OTHER AWAY FROM HOME	689

	PURCHASES	MEMBERS	LBS	TCTAL VALUE	PRICE PER LB	LBS/HH	LBS/MEM
SPECIALTY ITEMS							
TUNA PIE	44	102	64.8	33.03	.51	.913	.350
CLAM CHOWDER	16	60	19.7	8.42	.43	.277	.106
OYSTER STEW	26	71	42.3	30.02	.71	.596	.229
TV DINNERS	70	185	104.0	76.73	.74	1.465	.562
SMOKED FISH	19	84	35.2	38.33	1.09	.496	.190
OTHER SPECIALTIES	49	165	63.6	56.34	.89	.896	.344
SHELLFISH, FRH & FRZ							
SHRIMP	117	418	238.1	308.07	1.29	3.354	1.287
OYSTERS	19	66	54.8	52.06	.95	.772	.296
CRABS	17	47	27.9	32.16	1.15	.393	.151
LOBSTERS	1	1	4.0	2.10	.53	.056	.022
LOBSTER TAILS	12	25	37.1	56.15	1.51	.523	.201
CLAMS	3	5	3.1	3.28	1.06	.044	.017
SCALLOPS	18	73	42.0	32.46	.77	.592	.227
OTHER SHELLFISH			.0	.00	.00	.000	.000
FINFISH, FRH & FRZ							
HADDOCK	25	65	23.3	21.14	.91	.328	.126
FLOUNDER, SOLE	33	87	59.3	43.08	.73	.835	.321
HALIBUT	144	452	284.4	218.30	.77	4.006	1.537
OCEAN PERCH	51	127	68.3	38.12	.56	.962	.369
COD	57	170	70.1	45.25	.65	.987	.379
SALMON	17	65	42.2	42.53	1.01	.594	.228
RED SNAPPER	8	29	15.9	12.38	.78	.224	.086
CATFISH	14	62	3.0	3.30	1.10	.042	.016
WHITING	17	50	32.2	34.06	1.06	.454	.174
SWORDFISH	9	25	13.2	15.66	1.19	.186	.071
POLLOCK	1	3	.8	.39	.49	.011	.004
OTHER FINFISH	66	261	74.2	36.20	.49	1.045	.401
CANNED FISH							
SALMON, PINK	110	376	163.8	135.27	.83	2.307	.885
SALMON, RED	91	200	100.9	113.58	1.13	1.421	.545
OTHER SALMON	5	16	4.3	3.26	.76	.061	.023
TUNA, WHITE	116	332	152.1	112.44	.74	2.142	.822
TUNA, LIGHT	376	1136	458.4	326.97	.71	6.456	2.478
TUNA, OTHER	53	179	75.2	42.38	.56	1.059	.406
SARDINES, DOMESTIC	49	167	83.5	41.01	.49	1.176	.451
SARDINES, IMPORTED	42	161	47.3	34.12	.72	.666	.256
SHRIMP	90	241	49.2	73.35	1.49	.693	.266
OYSTERS	53	158	53.5	50.02	.93	.754	.289
OTHER CANNED	42	108	23.0	21.59	.94	.324	.124

	# OF MEALS
AWAY FROM HOME	
SHRIMP (ALL DISHES)	266
LOBSTER	40
CLAMS	22
CRABS	6
OYSTERS	18
PERCH (OCEAN & UNSPEC.)	13
HALIBUT	133
HADDGCK	12
TUNA	29
SEAFOOD PLATTER	55
FISH SANDWICH	34
FLOUNDER / SOLE	30
OTHER AWAY FROM HOME	331

	PURCHASES	MEMBERS	LBS	TOTAL VALUE	PRICE PER LB	LBS/HH	LBS/MEM
SPECIALTY ITEMS							
TUNA PIE	89	303	124.7	72.54	.58	.646	.210
CLAM CHOWDER	149	512	240.4	89.85	.37	1.246	.404
OYSTER STEW	37	130	36.9	23.46	.64	.191	.062
TV DINNERS	211	726	461.9	360.69	.78	2.393	.776
SMOKED FISH	85	245	78.3	98.17	1.25	.406	.132
OTHER SPECIALTIES	175	533	180.1	176.52	.98	.933	.303
SHELLFISH, FRH & FRZ							
SHRIMP	291	1063	407.9	525.91	1.29	2.113	.686
OYSTERS	80	242	114.7	124.52	1.09	.594	.193
CRABS	206	639	318.7	299.41	.94	1.651	.536
LOBSTERS	8	28	12.3	28.95	2.35	.064	.021
LOBSTER TAILS	25	90	48.6	112.75	2.32	.252	.082
CLAMS	37	97	54.7	26.17	.48	.283	.092
SCALLOPS	63	207	53.3	77.60	1.46	.276	.090
OTHER SHELLFISH	9	23	7.0	10.82	1.55	.036	.012
FINFISH, FRH & FRZ							
HADDOCK	94	338	181.4	140.74	.78	.940	.305
FLOUNDER, SOLE	225	654	318.2	244.69	.77	1.649	.535
HALIBUT	332	1056	567.6	489.49	.86	2.941	.954
OCEAN PERCH	80	259	114.3	70.21	.61	.592	.192
COD	222	756	323.3	215.94	.67	1.675	.543
SALMON	253	720	441.0	418.55	.95	2.285	.741
RED SNAPPER	100	271	211.6	138.48	.65	1.096	.356
CATFISH	24	58	17.7	17.59	.99	.092	.030
WHITING	14	53	10.2	8.24	.81	.053	.017
SWORDFISH	56	185	178.5	127.59	.71	.925	.300
POLLOCK	12	39	15.1	10.39	.69	.078	.025
OTHER FINFISH	247	764	259.1	153.09	.59	1.342	.435
CANNED FISH							
SALMON, PINK	232	685	307.3	270.35	.88	1.592	.516
SALMON, RED	264	788	381.0	498.73	1.31	1.974	.640
OTHER SALMON	14	35	17.0	26.76	1.57	.088	.029
TUNA, WHITE	576	1861	629.6	542.76	.86	3.262	1.058
TUNA, LIGHT	1221	4509	1536.5	1152.45	.75	7.961	2.582
TUNA, OTHER	82	249	88.8	62.27	.70	.460	.149
SARDINES, DOMESTIC	73	215	56.8	38.53	.68	.294	.095
SARDINES, IMPORTED	152	402	114.3	130.24	1.14	.592	.192
SHRIMP	272	733	180.7	249.95	1.38	.936	.304
OYSTERS	131	398	108.1	97.15	.90	.560	.182
OTHER CANNED	113	329	106.3	116.18	1.09	.551	.179

U.S. CENSUS GEOGRAPHIC DIVISIONS PACIFIC

	# OF MEALS
AWAY FROM HOME	
SHRIMP (ALL DISHES)	738
LOBSTER	214
CLAMS	153
CRABS	186
OYSTERS	83
PERCH (OCEAN & UNSPEC.)	16
HALIBUT	155
HADDOCK	22
TUNA	189
SEAFOOD PLATTER	185
FISH SANDWICH	111
FLOUNDER / SOLE	112
OTHER AWAY FROM HOME	1525

24 HH 79 MEM 1

AGE OF HOUSEHOLD HEAD UNDER 25

	PURCHASES	MEMBERS	LBS	TOTAL VALUE	PRICE PER LB	LBS/HH	LBS/MEM
SPECIALTY ITEMS							
TUNA PIE	5	29	2.9	1.93	.67	.121	.037
CLAM CHOWDER	4	14	4.6	1.96	.43	.192	.058
OYSTER STEW	2	8	1.3	.84	.65	.054	.016
TV DINNERS	7	22	12.4	12.19	.98	.517	.157
SMOKED FISH	5	15	2.3	6.78	2.95	.096	.029
OTHER SPECIALTIES	11	44	11.9	10.80	.91	.496	.151
SHELLFISH, FRH & FRZ							
SHRIMP	44	157	58.9	80.32	1.36	2.454	.746
OYSTERS	5	28	6.1	8.49	1.39	.254	.077
CRABS	5	18	17.2	8.26	.48	.717	.218
LCBSTERS			.0	.00	.00	.000	.000
LCBSTER TAILS			.0	.00	.00	.000	.000
CLAMS	2	7	3.5	4.74	1.35	.146	.044
SCALLOPS	3	11	2.4	4.06	1.69	.100	.030
OTHER SHELLFISH			.0	.00	.00	.000	.000
FINFISH, FRH & FRZ							
HADDOCK	21	64	21.3	15.90	.75	.888	.270
FLCUNDER, SOLE	6	19	5.5	3.94	.72	.229	.070
HALIBUT	9	31	9.2	9.31	1.01	.383	.116
OCEAN PERCH	17	58	24.7	13.52	.55	1.029	.313
COD	25	94	31.2	22.97	.74	1.300	.395
SALMON	3	11	.5	.70	1.40	.021	.006
RED SNAPPER	1	4	.0	.00	.00	.000	.000
CATFISH	3	10	14.8	11.03	.75	.617	.187
WHITING	2	6	21.0	4.35	.21	.875	.266
SWORDFISH			.0	.00	.00	.000	.000
POLLOCK			.0	.00	.00	.000	.000
OTHER FINFISH	15	52	12.3	7.69	.63	.513	.156
CANNED FISH							
SALMON, PINK	23	74	20.3	16.12	.79	.846	.257
SALMON, RED	4	12	3.2	3.28	1.03	.133	.041
OTHER SALMON	3	9	2.7	2.41	.89	.113	.034
TUNA, WHITE	33	109	30.5	23.27	.76	1.271	.386
TUNA, LIGHT	163	500	141.8	112.51	.79	5.908	1.795
TUNA, OTHER	14	45	6.0	3.81	.64	.250	.076
SARDINES, DOMESTIC	10	38	8.7	4.50	.52	.363	.110
SARDINES, IMPORTED	4	10	1.4	1.48	1.06	.058	.018
SHRIMP	15	48	11.3	11.67	1.03	.471	.143
OYSTERS	3	11	1.1	1.33	1.21	.046	.014
OTHER CANNED	1	3	.3	.17	.57	.013	.004

1

AGE OF HOUSEHOLD HEAD UNDER 25

	# OF MEALS
AWAY FROM HOME	
SHRIMP (ALL DISHES)	60
LOBSTER	12
CLAMS	4
CRABS	1
OYSTERS	4
PERCH (OCEAN & UNSPEC.)	5
HALIBUT	9
HADDOCK	
TUNA	
SEAFOOD PLATTER	8
FISH SANDWICH	3
FLOUNDER / SOLE	
OTHER AWAY FROM HOME	43

	PURCHASES	MEMBERS	LBS	TOTAL VALUE	PRICE PER LB	LBS/HH	LBS/MEM
SPECIALTY ITEMS							
TUNA PIE	69	271	143.7	59.32	.41	.559	.147
CLAM CHCWDER	52	172	74.1	29.30	.40	.288	.076
OYSTER STEW	25	88	21.6	14.19	.66	.084	.022
TV DINNERS	132	479	175.4	129.22	.74	.682	.179
SMCKED FISH	74	259	65.1	84.81	1.30	.253	.066
OTHER SPECIALTIES	200	731	230.3	204.27	.89	.896	.235
SHELLFISH, FRH & FRZ							
SHRIMP	470	1800	908.8	1106.46	1.22	3.536	.927
OYSTERS	79	271	120.2	134.82	1.12	.468	.123
CRABS	69	280	84.6	106.34	1.26	.329	.086
LOBSTERS	19	59	105.4	80.85	.77	.410	.108
LOBSTER TAILS	29	107	58.3	101.00	1.73	.227	.059
CLAMS	28	93	28.8	24.58	.85	.112	.029
SCALLOPS	33	132	31.3	44.75	1.43	.122	.032
OTHER SHELLFISH	5	21	6.1	6.30	1.03	.024	.006
FINFISH, FRH & FRZ							
HADDOCK	149	595	238.5	166.08	.70	.928	.243
FLCUNDER, SOLE	222	861	381.0	289.85	.76	1.482	.389
HALIBUT	91	346	166.7	131.76	.79	.649	.170
OCEAN PERCH	296	1165	467.0	240.31	.51	1.817	.477
CCD	447	1894	610.1	379.69	.62	2.374	.623
SALMCN	25	101	36.0	33.37	.93	.140	.037
RED SNAPPER	51	215	204.5	116.04	.57	.796	.209
CATFISH	54	209	134.2	82.48	.61	.522	.137
WHITING	29	120	140.0	32.97	.24	.545	.143
SWCRDFISH	69	291	176.2	167.74	.95	.686	.180
PCLLOCK	8	30	10.0	5.92	.59	.039	.010
OTHLR FINFISH	217	889	368.6	186.39	.51	1.434	.376
CANNED FISH							
SALMON, PINK	394	1425	469.9	402.98	.86	1.828	.479
SALMON, RED	149	593	152.1	182.66	1.20	.592	.155
OTHER SALMON	38	154	45.1	45.20	1.00	.175	.046
TUNA, WHITE	631	2347	654.9	542.80	.83	2.548	.668
TUNA, LIGHT	1584	6476	1633.3	1269.19	.78	6.355	1.667
TUNA, OTHER	117	521	138.0	84.34	.61	.537	.141
SARDINES, DOMESTIC	114	463	84.5	85.09	1.01	.329	.086
SARDINES, IMPORTED	134	516	89.5	92.51	1.03	.348	.091
SHRIMP	97	382	57.1	83.73	1.47	.222	.058
OYSTERS	82	294	64.8	62.88	.97	.252	.066
OTHER CANNED	98	404	82.3	72.56	.88	.320	.084

AGE OF HOUSEHOLD HEAD 25-34

	# OF MEALS
AWAY FROM HOME	
SHRIMP (ALL DISHES)	594
LOBSTER	146
CLAMS	148
CRABS	83
CYSTERS	40
PERCH (OCEAN & UNSPEC.)	72
HALIBUT	40
HADDOCK	65
TUNA	101
SEAFOOD PLATTER	206
FISH SANDWICH	261
FLOUNDER / SOLE	94
OTHER AWAY FROM HOME	1046

	PURCHASES	MEMBERS	LBS	TOTAL VALUE	PRICE PER LB	LBS/HH	LBS/MEM
SPECIALTY ITEMS							
TUNA PIE	73	309	127.3	63.74	.50	.470	.108
CLAM CHOWDER	125	566	190.1	75.78	.40	.701	.162
OYSTER STEW	93	365	93.7	61.39	.66	.346	.080
TV DINNERS	295	1220	439.8	349.52	.79	1.623	.374
SMOKED FISH	86	362	64.4	102.36	1.59	.238	.055
OTHER SPECIALTIES	295	1271	291.5	267.44	.92	1.076	.248
SHELLFISH, FRH & FRZ							
SHRIMP	512	2140	758.2	1063.65	1.40	2.798	.644
OYSTERS	86	355	102.2	133.24	1.30	.377	.087
CRABS	88	360	132.7	189.14	1.43	.490	.113
LOBSTERS	22	92	153.4	135.11	.88	.566	.130
LOBSTER TAILS	64	295	86.9	231.95	2.67	.321	.074
CLAMS	47	178	53.1	44.20	.83	.196	.045
SCALLOPS	60	263	56.4	89.68	1.59	.208	.048
OTHER SHELLFISH	4	14	5.4	4.94	.91	.020	.005
FINFISH, FRH & FRZ							
HADDOCK	279	1255	538.3	376.67	.70	1.986	.457
FLOUNDER, SOLE	398	1708	542.0	451.41	.83	2.000	.460
HALIBUT	93	419	149.0	112.84	.76	.550	.127
OCEAN PERCH	288	1191	527.9	266.51	.50	1.948	.449
COD	341	1624	551.0	338.97	.62	2.033	.468
SALMON	48	170	75.2	67.02	.89	.277	.064
RED SNAPPER	37	155	100.7	52.61	.52	.372	.086
CATFISH	38	173	36.3	27.17	.75	.134	.031
WHITING	26	108	77.6	27.66	.36	.286	.066
SWORDFISH	71	322	140.3	131.14	.93	.518	.119
POLLOCK	12	59	30.7	22.08	.72	.113	.026
OTHER FINFISH	278	1233	551.4	280.28	.51	2.035	.468
CANNED FISH							
SALMON, PINK	464	1906	579.6	487.81	.84	2.139	.492
SALMON, RED	242	1035	298.7	319.13	1.07	1.102	.254
OTHER SALMON	41	196	31.9	31.44	.99	.118	.027
TUNA, WHITE	933	4389	943.8	825.18	.87	3.483	.802
TUNA, LIGHT	1637	7524	1900.7	1426.79	.75	7.014	1.615
TUNA, OTHER	148	678	166.2	109.39	.66	.613	.141
SARDINES, DOMESTIC	168	694	136.0	85.68	.63	.502	.116
SARDINES, IMPORTED	176	736	113.9	111.05	.97	.420	.097
SHRIMP	200	825	121.2	185.46	1.53	.447	.103
OYSTERS	80	330	52.8	60.87	1.15	.195	.045
OTHER CANNED	156	692	113.2	162.22	1.43	.418	.096

3

AGE OF HOUSEHOLD HEAD 35-44

	# OF MEALS
AWAY FROM HOME	
SHRIMP (ALL DISHES)	795
LOBSTER	273
CLAMS	172
CRABS	217
OYSTERS	59
PERCH (OCEAN & UNSPEC.)	119
HALIBUT	36
HADDOCK	68
TUNA	184
SEAFOOD PLATTER	264
FISH SANDWICH	375
FLOUNDER / SOLE	216
OTHER AWAY FROM HOME	1623

	PURCHASES	MEMBERS	LBS	TOTAL VALUE	PRICE PER LB	LBS/HH	LBS/MEM
SPECIALTY ITEMS							
TUNA PIE	121	379	190.9	113.46	.59	.550	.162
CLAM CHOWDER	217	715	446.6	163.11	.37	1.287	.379
OYSTER STEW	145	488	249.5	205.01	.82	.719	.212
TV DINNERS	315	1037	518.9	468.42	.90	1.495	.440
SMOKED FISH	115	327	148.4	208.21	1.40	.428	.126
OTHER SPECIALTIES	321	1008	450.4	387.24	.86	1.298	.382
SHELLFISH, FRH & FRZ							
SHRIMP	758	2507	1425.2	2053.52	1.44	4.107	1.210
OYSTERS	201	645	258.0	365.91	1.42	.744	.219
CRABS	157	505	288.7	350.68	1.21	.832	.245
LOBSTERS	64	187	254.9	355.58	1.39	.735	.216
LOBSTER TAILS	96	286	298.8	424.92	1.42	.861	.254
CLAMS	70	227	119.3	77.53	.65	.344	.101
SCALLOPS	133	401	134.6	207.61	1.54	.388	.114
OTHER SHELLFISH	8	26	16.3	8.99	.55	.047	.014
FINFISH, FRH & FRZ							
HADDOCK	409	1406	829.6	596.95	.72	2.391	.704
FLOUNDER, SOLE	433	1377	729.8	583.87	.80	2.103	.620
HALIBUT	234	830	406.6	385.40	.95	1.172	.345
OCEAN PERCH	402	1462	898.1	535.32	.60	2.588	.762
COD	354	1212	578.8	369.07	.64	1.668	.491
SALMON	132	454	313.7	341.86	1.09	.904	.266
RED SNAPPER	95	298	278.6	343.88	1.23	.803	.237
CATFISH	167	518	611.7	484.62	.79	1.763	.519
WHITING	73	311	296.5	93.21	.31	.854	.252
SWORDFISH	126	471	280.6	239.25	.85	.809	.238
POLLOCK	8	43	18.8	8.67	.46	.054	.016
OTHER FINFISH	501	1719	1044.4	525.17	.50	3.010	.887
CANNED FISH							
SALMON, PINK	768	2613	1158.2	1059.77	.92	3.338	.983
SALMON, RED	530	1685	671.7	762.92	1.14	1.936	.570
OTHER SALMON	74	208	79.1	105.28	1.33	.228	.067
TUNA, WHITE	1078	3797	1240.4	1113.25	.90	3.575	1.053
TUNA, LIGHT	1900	6966	2203.0	1702.84	.77	6.349	1.870
TUNA, OTHER	271	968	387.2	279.28	.72	1.116	.329
SARDINES, DOMESTIC	310	944	282.5	197.02	.70	.814	.240
SARDINES, IMPORTED	285	871	227.0	200.69	.88	.654	.193
SHRIMP	269	874	188.7	300.76	1.59	.544	.160
OYSTERS	270	835	321.7	451.95	1.40	.927	.273
OTHER CANNED	204	654	168.2	175.88	1.05	.485	.143

	# OF MEALS
AWAY FROM HOME	
SHRIMP (ALL DISHES)	1372
LOBSTER	423
CLAMS	235
CRABS	188
OYSTERS	125
PERCH (OCEAN & UNSPEC.)	118
HALIBUT	120
HADDOCK	200
TUNA	424
SEAFOOD PLATTER	560
FISH SANDWICH	490
FLOUNDER / SOLE	272
OTHER AWAY FROM HOME	2394

	PURCHASES	MEMBERS	LBS	TOTAL VALUE	PRICE PER LB	LBS/HH	LBS/MEM
SPECIALTY ITEMS							
TUNA PIE	141	345	191.9	114.66	.60	.279	.131
CLAM CHOWDER	279	632	434.1	178.70	.41	.632	.295
OYSTER STEW	229	528	305.8	220.60	.72	.445	.208
TV DINNERS	617	1411	1047.6	842.53	.80	1.525	.713
SMOKED FISH	170	436	253.4	212.81	.84	.369	.172
OTHER SPECIALTIES	571	1346	688.5	603.37	.88	1.002	.468
SHELLFISH, FRH & FRZ							
SHRIMP	789	1972	1546.2	1953.07	1.26	2.251	1.052
OYSTERS	390	926	504.1	769.10	1.53	.734	.343
CRABS	216	514	248.6	311.66	1.25	.362	.169
LOBSTERS	43	99	321.0	177.57	.55	.467	.218
LOBSTER TAILS	97	212	212.0	289.46	1.37	.309	.144
CLAMS	89	227	163.0	69.38	.43	.237	.111
SCALLOPS	149	365	193.1	218.88	1.13	.281	.131
OTHER SHELLFISH	15	30	8.9	10.88	1.22	.013	.006
FINFISH, FRH & FRZ							
HADDOCK	691	1739	1273.6	906.47	.71	1.854	.866
FLOUNDER, SOLE	715	1621	1011.8	841.47	.83	1.473	.688
HALIBUT	454	1107	796.6	618.87	.78	1.160	.542
OCEAN PERCH	709	1622	1129.7	657.13	.58	1.644	.769
COD	623	1367	973.0	616.49	.63	1.416	.662
SALMON	250	602	408.5	394.70	.97	.595	.278
RED SNAPPER	117	284	240.3	185.86	.77	.350	.163
CATFISH	245	585	442.2	265.92	.60	.644	.301
WHITING	180	447	396.6	191.40	.48	.577	.270
SWORDFISH	137	306	221.9	230.68	1.04	.323	.151
POLLOCK	9	21	12.9	7.27	.56	.019	.009
OTHER FINFISH	884	2264	1310.4	699.55	.53	1.907	.891
CANNED FISH							
SALMON, PINK	1529	3370	2079.7	1787.08	.86	3.027	1.415
SALMON, RED	1209	2599	1401.5	1613.93	1.15	2.040	.953
OTHER SALMON	104	214	97.4	91.47	.94	.142	.066
TUNA, WHITE	1586	3765	1586.2	1406.25	.89	2.309	1.079
TUNA, LIGHT	2530	5795	2663.6	2147.43	.81	3.877	1.812
TUNA, OTHER	369	964	403.3	270.38	.67	.587	.274
SARDINES, DOMESTIC	771	1912	731.4	510.87	.70	1.065	.498
SARDINES, IMPORTED	570	1298	447.3	440.68	.99	.651	.304
SHRIMP	518	1062	357.4	487.44	1.36	.520	.243
OYSTERS	422	944	449.3	458.94	1.02	.654	.306
OTHER CANNED	337	766	418.6	378.58	.90	.609	.285

5

AGE OF HOUSEHOLD HEAD 55 AND OVER

	# OF MEALS
AWAY FROM HOME	
SHRIMP (ALL DISHES)	1475
LOBSTER	370
CLAMS	309
CRABS	252
OYSTERS	273
PERCH (OCEAN & UNSPEC.)	452
HALIBUT	369
HADDOCK	367
TUNA	315
SEAFOOD PLATTER	589
FISH SANDWICH	425
FLOUNDER / SOLE	490
OTHER AWAY FROM HOME	3725

	PURCHASES	MEMBERS	LBS	TOTAL VALUE	PRICE PER LB	LBS/HH	LBS/MEM
SPECIALTY ITEMS							
TUNA PIE	117	383	194.7	117.51	.60	.334	.138
CLAM CHOWDER	202	519	298.1	122.99	.41	.511	.211
OYSTER STEW	215	581	360.5	295.38	.82	.618	.255
TV DINNERS	418	1135	695.2	564.98	.81	1.192	.491
SMCKED FISH	100	236	154.1	116.95	.76	.264	.109
OTHER SPECIALTIES	429	1175	601.1	496.43	.83	1.031	.425
SHELLFISH, FRH & FRZ							
SHRIMP	745	2359	1384.1	1711.82	1.24	2.374	.977
OYSTERS	257	740	353.1	587.51	1.66	.606	.249
CRABS	149	479	226.7	283.41	1.25	.389	.160
LOBSTERS	61	178	544.6	374.06	.69	.934	.385
LOBSTER TAILS	91	294	219.4	434.02	1.98	.376	.155
CLAMS	75	225	158.1	78.41	.50	.271	.112
SCALLOPS	77	221	84.2	104.34	1.24	.144	.059
OTHER SHELLFISH	10	21	6.8	8.63	1.27	.012	.005
FINFISH, FRH & FRZ							
HADDOCK	531	1684	1004.5	750.62	.75	1.723	.709
FLOUNDER, SOLE	506	1450	897.3	703.29	.78	1.539	.634
HALIBUT	240	678	446.6	355.80	.80	.766	.315
OCEAN PERCH	729	2134	1371.1	775.87	.57	2.352	.968
COD	534	1809	839.6	534.82	.64	1.440	.593
SALMON	163	392	325.7	320.20	.98	.559	.230
RED SNAPPER	122	394	430.0	451.30	1.05	.738	.304
CATFISH	287	875	749.6	578.46	.77	1.286	.529
WHITING	165	501	533.8	180.27	.34	.916	.377
SWORDFISH	101	321	231.6	193.45	.84	.397	.164
POLLOCK	11	55	26.5	14.84	.56	.045	.019
OTHER FINFISH	738	2360	1403.7	627.23	.45	2.408	.991
CANNED FISH							
SALMON, PINK	1518	4157	2153.1	1908.09	.89	3.693	1.521
SALMON, RED	846	2129	1099.1	1278.48	1.16	1.885	.776
OTHER SALMON	107	282	113.0	115.46	1.02	.194	.080
TUNA, WHITE	1348	4309	1454.7	1279.56	.88	2.495	1.027
TUNA, LIGHT	2635	8848	2919.7	2316.44	.79	5.008	2.062
TUNA, OTHER	375	1268	472.0	337.65	.72	.810	.333
SARDINES, DOMESTIC	726	2029	661.3	491.19	.74	1.134	.467
SARDINES, IMPORTED	471	1187	354.6	363.43	1.02	.608	.250
SHRIMP	356	898	267.2	345.46	1.29	.458	.189
OYSTERS	389	978	456.1	548.86	1.20	.782	.322
OTHER CANNED	268	862	307.6	292.73	.95	.528	.217

1

ED. OF HSHLD. HEAD LESS THAN 4YRS OF HIGH SCHOOL

	# OF MEALS
AWAY FROM HOME	
SHRIMP (ALL DISHES)	1047
LOBSTER	300
CLAMS	226
CRABS	123
OYSTERS	158
PERCH (OCEAN & UNSPEC.)	316
HALIBUT	126
HADDOCK	214
TUNA	271
SEAFOOD PLATTER	455
FISH SANDWICH	514
FLOUNDER / SOLE	234
OTHER AWAY FROM HCME	2678

	PURCHASES MEMBERS		LBS	TCTAL VALUE	PRICE PER LB	LBS/HH	LBS/MEM
SPECIALTY ITEMS							
TUNA PIE	207	666	325.5	159.47	.49	.446	.141
CLAM CHOWDER	375	1253	694.9	262.18	.38	.952	.302
OYSTER STEW	220	723	259.3	167.46	.65	.355	.113
TV DINNERS	716	2220	1181.2	957.42	.81	1.618	.513
SMOKED FISH	273	916	296.2	364.02	1.23	.406	.129
OTHER SPECIALTIES	687	2247	798.6	718.42	.90	1.094	.347
SHELLFISH, FRH & FRZ							
SHRIMP	1317	4512	2540.0	3391.50	1.34	3.479	1.103
OYSTERS	398	1214	523.7	661.55	1.26	.717	.227
CRABS	269	799	381.0	481.35	1.26	.522	.165
LOBSTERS	52	177	180.3	233.07	1.29	.247	.078
LOBSTER TAILS	127	390	327.5	404.84	1.24	.449	.142
CLAMS	128	405	172.5	110.04	.64	.236	.075
SCALLOPS	235	740	277.4	367.73	1.33	.380	.120
OTHER SHELLFISH	13	46	13.7	13.46	.98	.019	.006
FINFISH, FRH & FRZ							
HADDOCK	742	2403	1465.4	1001.32	.68	2.007	.636
FLOUNDER, SOLE	917	2886	1316.8	1079.51	.82	1.804	.572
HALIBUT	495	1540	819.0	687.05	.84	1.122	.356
OCEAN PERCH	718	2489	1121.9	659.43	.59	1.537	.487
COD	918	3136	1450.3	906.88	.63	1.987	.630
SALMON	219	699	351.6	349.29	.99	.482	.153
RED SNAPPER	111	315	240.0	150.92	.63	.329	.104
CATFISH	166	469	376.3	245.09	.65	.515	.163
WHITING	118	405	332.4	145.16	.44	.455	.144
SWORDFISH	190	711	364.8	354.14	.97	.500	.158
POLLOCK	23	94	41.4	26.36	.64	.057	.018
OTHER FINFISH	837	2730	1330.9	728.57	.55	1.823	.578
CANNED FISH							
SALMON, PINK	1385	4385	1853.6	1597.50	.86	2.539	.805
SALMON, RED	950	2708	1050.6	1175.41	1.12	1.439	.456
OTHER SALMON	114	347	108.9	110.52	1.01	.149	.047
TUNA, WHITE	2054	6839	2134.2	1866.42	.87	2.924	.927
TUNA, LIGHT	3924	13958	4274.7	3332.96	.78	5.856	1.856
TUNA, OTHER	398	1382	456.9	295.96	.65	.626	.198
SARDINES, DOMESTIC	530	1639	503.5	344.99	.69	.690	.219
SARDINES, IMPORTED	521	1687	413.1	370.09	.90	.566	.179
SHRIMP	546	1699	352.7	534.31	1.51	.483	.153
OYSTERS	353	1078	344.8	384.93	1.12	.472	.150
OTHER CANNED	338	1065	333.6	338.18	1.01	.457	.145

3

ED. OF HSHLD. HEAD LESS THAN FOUR YEARS OF COLLEGE

	# OF MEALS
AWAY FROM HOME	
SHRIMP (ALL DISHES)	2155
LOBSTER	582
CLAMS	433
CRABS	373
OYSTERS	239
PERCH (OCEAN & UNSPEC.)	347
HALIBUT	362
HADDOCK	325
TUNA	487
SEAFOOD PLATTER	835
FISH SANDWICH	702
FLOUNDER / SOLE	520
OTHER AWAY FROM HOME	4392

	PURCHASES	MEMBERS	LBS	TOTAL VALUE	PRICE PER LB	LBS/HH	LBS/MEM
SPECIALTY ITEMS							
TUNA PIE	84	279	134.2	75.13	.56	.518	.155
CLAM CHOWDER	99	325	152.7	59.76	.39	.590	.176
OYSTER STEW	59	173	52.1	39.19	.75	.201	.060
TV DINNERS	218	746	294.0	257.45	.88	1.135	.339
SMOKED FISH	70	226	69.9	127.19	1.82	.270	.081
OTHER SPECIALTIES	270	929	258.0	242.81	.94	.996	.298
SHELLFISH, FRH & FRZ							
SHRIMP	505	1682	758.6	1138.89	1.50	2.929	.875
OYSTERS	106	271	113.8	162.50	1.43	.439	.131
CRABS	114	389	161.7	195.86	1.21	.624	.187
LOBSTERS	35	82	109.8	141.98	1.29	.424	.127
LOBSTER TAILS	61	196	97.8	189.93	1.94	.378	.113
CLAMS	31	94	36.3	29.34	.81	.140	.042
SCALLOPS	66	211	56.2	92.91	1.65	.217	.065
OTHER SHELLFISH	8	21	15.6	8.33	.53	.060	.018
FINFISH, FRH & FRZ							
HADDOCK	237	782	352.0	267.41	.76	1.359	.406
FLOUNDER, SOLE	344	1227	449.0	380.84	.85	1.734	.518
HALIBUT	140	490	243.8	198.73	.82	.941	.281
OCEAN PERCH	257	841	526.3	263.18	.50	2.032	.607
COD	330	1219	444.5	278.67	.63	1.716	.513
SALMON	74	243	149.6	161.23	1.08	.578	.173
RED SNAPPER	59	217	122.7	67.88	.55	.474	.142
CATFISH	52	141	111.3	46.39	.42	.430	.128
WHITING	23	70	53.7	20.25	.38	.207	.062
SWORDFISH	104	320	203.1	208.18	1.03	.784	.234
POLLOCK	3	4	4.5	2.74	.61	.017	.005
OTHER FINFISH	309	1034	526.4	327.61	.62	2.032	.607
CANNED FISH							
SALMON, PINK	262	799	288.7	237.28	.82	1.115	.333
SALMON, RED	331	1069	365.3	411.26	1.13	1.410	.421
OTHER SALMON	38	150	33.3	49.07	1.47	.129	.038
TUNA, WHITE	808	2970	774.9	688.36	.89	2.992	.894
TUNA, LIGHT	1205	4266	1293.9	969.02	.75	4.996	1.492
TUNA, OTHER	142	519	165.5	109.58	.66	.639	.191
SARDINES, DOMESTIC	115	376	76.9	46.05	.60	.297	.089
SARDINES, IMPORTED	173	543	108.1	110.74	1.02	.417	.125
SHRIMP	194	583	114.0	185.58	1.63	.440	.131
OYSTERS	110	336	85.5	99.85	1.17	.330	.099
OTHER CANNED	189	589	140.8	158.11	1.12	.544	.162

ED. OF HS-LD. HEAD COLLEGE GRADUATE

	* OF MEALS
AWAY FROM HOME	
SHRIMP (ALL DISHES)	1075
LOBSTER	334
CLAMS	209
CRABS	243
OYSTERS	100
PERCH (OCEAN & UNSPEC.)	79
HALIBUT	86
HADDOCK	158
TUNA	264
SEAFOOD PLATTER	325
FISH SANDWICH	319
FLOUNDER / SOLE	316
OTHER AWAY FROM HOME	1733

	PURCHASES	MEMBERS	LBS	TOTAL VALUE	PRICE PER LB	LBS/HH	LBS/MEM
SPECIALTY ITEMS							
TUNA PIE	1	5	2.3	1.00	.43	.153	.048
CLAM CHOWDER	1	2	3.8	3.92	1.03	.253	.079
OYSTER STEW			.0	.00	.00	.000	.000
TV DINNERS	14	68	23.7	22.03	.93	1.580	.494
SMOKED FISH	7	21	13.4	6.81	.51	.893	.279
OTHER SPECIALTIES	14	53	17.4	17.14	.99	1.160	.363
SHELLFISH, FRH & FRZ							
SHRIMP	8	27	16.0	16.31	1.02	1.067	.333
OYSTERS			.0	.00	.00	.000	.000
CRABS	3	10	2.4	5.46	2.28	.160	.050
LOBSTERS			.0	.00	.00	.000	.000
LOBSTER TAILS	7	20	11.3	18.54	1.64	.753	.235
CLAMS	2	8	.8	2.64	3.30	.053	.017
SCALLOPS			.0	.00	.00	.000	.000
OTHER SHELLFISH	1	3	.6	.69	1.15	.040	.013
FINFISH, FRH & FRZ							
HADDOCK	39	190	79.4	42.72	.54	5.293	1.654
FLOUNDER, SOLE	7	23	7.0	6.90	.99	.467	.146
HALIBUT	6	25	18.7	16.60	.89	1.247	.390
OCEAN PERCH	8	34	28.1	14.31	.51	1.873	.585
COD	8	27	9.7	6.82	.70	.647	.202
SALMON	2	4	7.0	6.93	.99	.467	.146
RED SNAPPER	9	30	31.4	28.29	.90	2.093	.654
CATFISH	2	10	2.0	1.28	.64	.133	.042
WHITING	4	16	11.8	3.91	.33	.787	.246
SWORDFISH	8	38	19.5	13.04	.67	1.300	.406
POLLOCK			.0	.00	.00	.000	.000
OTHER FINFISH	11	33	26.1	15.67	.60	1.740	.544
CANNED FISH							
SALMON, PINK	13	47	12.3	10.89	.89	.820	.256
SALMON, RED	6	17	11.2	15.87	1.42	.747	.233
OTHER SALMON	1	2	1.0	.75	.75	.067	.021
TUNA, WHITE	51	289	92.0	76.41	.83	6.133	1.917
TUNA, LIGHT	52	193	55.1	41.03	.74	3.673	1.148
TUNA, OTHER	4	7	6.3	4.01	.64	.420	.131
SARDINES, DOMESTIC	2	7	1.4	.93	.66	.093	.029
SARDINES, IMPORTED	4	14	3.3	2.15	.65	.220	.069
SHRIMP	3	11	1.8	3.71	2.06	.120	.038
OYSTERS	5	22	3.3	2.33	.71	.220	.069
OTHER CANNED	1	3	.6	.39	.65	.040	.013

6

ED. OF HSHLD. HEAD NOT SPECIFIED

OF
MEALS

AWAY FROM HOME	
SHRIMP (ALL DISHES)	23
LOBSTER	8
CLAMS	
CRABS	2
OYSTERS	4
PERCH (OCEAN & UNSPEC.)	24
HALIBUT	
HADDOCK	3
TUNA	2
SEAFOOD PLATTER	12
FISH SANDWICH	19
FLOUNDER / SOLE	2
OTHER AWAY FROM HOME	30

	PURCHASES	MEMBERS	LBS	TOTAL VALUE	PRICE PER LB	LBS/HH	LBS/MEM
SPECIALTY ITEMS							
TUNA PIE	67	230	108.2	56.89	.53	.561	.144
CLAM CHOWDER	110	379	167.4	60.22	.36	.867	.222
OYSTER STEW	44	135	38.4	28.64	.75	.199	.051
TV DINNERS	145	485	171.7	146.40	.85	.890	.228
SMOKED FISH	49	127	56.3	103.74	1.84	.292	.075
OTHER SPECIALTIES	221	683	202.1	198.57	.98	1.047	.268
SHELLFISH, FRH & FRZ							
SHRIMP	377	1240	568.2	789.73	1.39	2.944	.755
OYSTERS	91	242	95.4	138.54	1.45	.494	.127
CRABS	92	312	99.2	132.79	1.34	.514	.132
LOBSTERS	21	70	83.2	82.38	.99	.431	.110
LOBSTER TAILS	37	119	51.4	106.41	2.07	.266	.068
CLAMS	39	124	34.0	33.19	.98	.176	.045
SCALLOPS	53	159	52.2	76.72	1.47	.270	.069
OTHER SHELLFISH	4	11	3.6	2.98	.83	.019	.005
FINFISH, FRH & FRZ							
HADDOCK	195	658	283.9	192.30	.68	1.471	.377
FLOUNDER, SOLE	266	931	353.6	279.55	.79	1.832	.470
HALIBUT	118	393	199.6	147.45	.74	1.034	.265
OCEAN PERCH	188	634	371.7	178.60	.48	1.926	.494
COD	264	1019	354.8	215.96	.61	1.838	.471
SALMON	49	153	111.6	121.97	1.09	.578	.148
RED SNAPPER	53	208	129.4	70.93	.55	.670	.172
CATFISH	40	102	92.5	33.25	.36	.479	.123
WHITING	23	69	49.7	19.17	.39	.258	.066
SWORDFISH	79	253	120.9	123.12	1.02	.626	.161
POLLOCK	2	5	2.3	1.28	.56	.012	.003
OTHER FINFISH	299	1004	504.0	284.62	.56	2.611	.669
CANNED FISH							
SALMON, PINK	238	782	264.8	219.24	.83	1.372	.352
SALMON, RED	257	836	290.3	325.09	1.12	1.504	.386
OTHER SALMON	28	80	24.8	23.87	.96	.128	.033
TUNA, WHITE	563	1927	485.0	419.12	.86	2.513	.644
TUNA, LIGHT	1064	4055	1142.6	866.52	.76	5.920	1.517
TUNA, OTHER	120	448	119.1	75.54	.63	.617	.158
SARDINES, DOMESTIC	95	306	72.6	81.35	1.12	.376	.096
SARDINES, IMPORTED	133	391	82.9	81.04	.98	.430	.110
SHRIMP	178	557	108.7	170.90	1.57	.563	.144
OYSTERS	113	352	104.6	137.89	1.32	.542	.139
OTHER CANNED	150	496	105.1	102.71	.98	.545	.140

1

OCC HSHLD HEAD PROFFESIONAL&SEMI-PROFESSIONAL WORKERS

	# OF MEALS
AWAY FROM HOME	
SHRIMP (ALL DISHES)	750
LOBSTER	197
CLAMS	154
CRABS	145
OYSTERS	99
PERCH (OCEAN & UNSPEC.)	115
HALIBUT	81
HADDOCK	92
TUNA	227
SEAFOOD PLATTER	313
FISH SANDWICH	299
FLOUNDER / SOLE	259
OTHER AWAY FROM HCME	1556

	PURCHASES	MEMBERS	LBS	TCTAL VALUE	PRICE PER LB	LBS/HH	LBS/MEM
SPECIALTY ITEMS							
TUNA PIE	68	227	105.2	56.71	.54	.338	.104
CLAM CHOWDER	129	413	220.5	84.57	.38	.709	.217
OYSTER STEW	117	329	129.4	92.63	.72	.416	.127
TV DINNERS	306	1027	420.2	374.86	.89	1.351	.414
SMOKED FISH	125	482	155.9	173.40	1.11	.501	.153
OTHER SPECIALTIES	324	1166	384.2	330.50	.86	1.235	.378
SHELLFISH, FRH & FRZ							
SHRIMP	497	1639	825.2	1193.27	1.45	2.653	.812
OYSTERS	171	473	252.5	332.32	1.32	.812	.249
CRABS	118	320	170.6	217.27	1.27	.549	.168
LOBSTERS	24	85	126.7	132.80	1.05	.407	.125
LOBSTER TAILS	56	195	98.9	168.25	1.70	.318	.097
CLAMS	58	189	92.6	58.76	.63	.298	.091
SCALLOPS	70	213	60.6	94.63	1.56	.195	.060
OTHER SHELLFISH	6	12	9.8	5.49	.56	.032	.010
FINFISH, FRH & FRZ							
HADDOCK	301	909	562.3	419.09	.75	1.808	.553
FLOUNDER, SOLE	364	1149	482.5	422.61	.88	1.551	.475
HALIBUT	205	585	289.0	258.35	.89	.929	.284
OCEAN PERCH	312	945	507.5	294.40	.58	1.632	.500
COD	327	1087	472.9	305.90	.65	1.521	.465
SALMON	93	276	141.2	163.48	1.16	.454	.139
RED SNAPPER	34	89	57.0	53.77	.94	.183	.056
CATFISH	73	204	96.2	74.37	.77	.309	.095
WHITING	56	154	109.3	51.13	.47	.351	.108
SWORDFISH	99	346	237.4	228.35	.96	.763	.234
POLLOCK	3	10	6.5	4.38	.67	.021	.006
OTHER FINFISH	379	1222	615.8	394.70	.64	1.980	.606
CANNED FISH							
SALMON, PINK	549	1570	783.9	653.37	.83	2.521	.772
SALMON, RED	442	1227	522.8	591.63	1.13	1.681	.515
OTHER SALMON	58	231	54.5	64.95	1.19	.175	.054
TUNA, WHITE	891	3215	938.4	830.71	.89	3.017	.924
TUNA, LIGHT	1517	5276	1597.6	1255.07	.79	5.137	1.572
TUNA, OTHER	193	626	213.0	147.37	.69	.685	.210
SARDINES, DOMESTIC	240	724	208.0	168.23	.81	.669	.205
SARDINES, IMPORTED	270	801	176.1	176.34	1.00	.566	.173
SHRIMP	207	671	119.9	184.53	1.54	.386	.118
OYSTERS	218	610	214.1	215.56	1.01	.688	.211
OTHER CANNED	174	550	150.9	226.19	1.50	.485	.149

OCC HSHLD HEAD PROPRIETCRS, MANAGERS, AND OFFICALS

	# OF MEALS
AWAY FROM HOME	
SHRIMP (ALL DISHES)	1085
LCBSTER	325
CLAMS	233
CRABS	164
OYSTERS	172
PERCH (OCEAN & UNSPEC.)	155
HALIBUT	137
HADDOCK	185
TUNA	210
SEAFOOD PLATTER	396
FISH SANDWICH	311
FLOUNDER / SOLE	201
OTHER AWAY FROM HCME	1662

	PURCHASES	MEMBERS	LBS	TCTAL VALUE	PRICE PER LB	LBS/HH	LBS/MEM
SPECIALTY ITEMS							
TUNA PIE	69	259	103.5	58.02	.56	.452	.148
CLAM CHOWDER	104	324	153.1	62.16	.41	.669	.219
OYSTER STEW	57	174	55.6	38.12	.69	.243	.080
TV DINNERS	315	941	573.4	464.32	.81	2.504	.821
SMCKED FISH	129	381	114.6	147.37	1.29	.500	.164
OTHER SPECIALTIES	286	844	288.7	272.78	.94	1.261	.414
SHELLFISH, FRH & FRZ							
SHRIMP	468	1508	859.0	1206.25	1.40	3.751	1.231
OYSTERS	122	360	136.3	178.83	1.31	.595	.195
CRABS	81	248	118.4	139.12	1.18	.517	.170
LOBSTERS	34	93	229.5	229.15	1.00	1.002	.329
LOBSTER TAILS	46	132	93.4	126.03	1.35	.408	.134
CLAMS	38	101	53.0	27.31	.52	.231	.076
SCALLOPS	92	270	84.5	128.17	1.52	.369	.121
OTHER SHELLFISH	3	13	6.9	3.96	.57	.030	.010
FINFISH, FRH & FRZ							
HADDOCK	217	722	413.4	296.60	.72	1.805	.592
FLOUNDER, SOLE	375	1220	570.1	483.02	.85	2.490	.817
HALIBUT	152	523	259.2	241.36	.93	1.132	.371
OCEAN PERCH	255	765	468.1	258.88	.55	2.044	.671
COD	264	924	381.2	251.83	.66	1.665	.546
SALMON	119	427	231.2	201.68	.87	1.010	.331
RED SNAPPER	18	57	20.1	19.61	.98	.088	.029
CATFISH	22	66	32.1	22.83	.71	.140	.046
WHITING	17	47	39.8	14.48	.36	.174	.057
SWORDFISH	103	409	236.3	209.49	.89	1.032	.339
POLLOCK	5	20	13.5	5.18	.38	.059	.019
OTHER FINFISH	270	899	428.9	229.08	.53	1.873	.614
CANNED FISH							
SALMON, PINK	471	1487	579.9	530.03	.91	2.532	.831
SALMON, RED	351	1130	426.1	495.86	1.16	1.861	.610
OTHER SALMON	35	88	22.7	26.21	1.15	.099	.033
TUNA, WHITE	766	2695	792.9	696.81	.88	3.462	1.136
TUNA, LIGHT	1173	3976	1329.2	1037.18	.78	5.804	1.904
TUNA, OTHER	94	278	117.5	74.91	.64	.513	.168
SARDINES, DOMESTIC	199	614	172.4	125.94	.73	.753	.247
SARDINES, IMPORTED	189	530	127.8	126.69	.99	.558	.183
SHRIMP	143	416	108.5	158.49	1.46	.474	.155
OYSTERS	78	232	59.6	74.70	1.25	.260	.085
OTHER CANNED	98	317	113.9	123.06	1.08	.497	.163

4

OCC HSHLD HEAD CLERICAL&KINDRED WORKERS&SALES WORKERS

	# OF MEALS
AWAY FROM HOME	
SHRIMP (ALL DISHES)	906
LOBSTER	315
CLAMS	153
CRABS	153
OYSTERS	57
PERCH (OCEAN & UNSPEC.)	147
HALIBUT	101
HADDOCK	101
TUNA	240
SEAFOOD PLATTER	237
FISH SANDWICH	147
FLOUNDER / SOLE	286
OTHER AWAY FROM HCME	1358

	PURCHASES	MEMBERS	LBS	TOTAL VALUE	PRICE PER LB	LBS/HH	LBS/MEM
SPECIALTY ITEMS							
TUNA PIE	79	227	131.6	68.27	.52	.452	.137
CLAM CHOWDER	148	473	296.3	106.02	.36	1.018	.308
OYSTER STEW	109	361	121.8	84.38	.69	.419	.127
TV DINNERS	234	750	386.5	296.08	.77	1.328	.402
SMOKED FISH	70	224	108.7	102.22	.94	.374	.113
OTHER SPECIALTIES	182	597	255.8	205.10	.80	.879	.266
SHELLFISH, FRH & FRZ							
SHRIMP	507	1760	1067.7	1266.28	1.19	3.669	1.110
OYSTERS	148	450	191.1	243.22	1.27	.657	.199
CRABS	87	300	137.3	162.35	1.18	.472	.143
LOBSTERS	26	82	281.6	140.65	.50	.968	.293
LOBSTER TAILS	45	150	89.9	217.31	2.42	.309	.093
CLAMS	29	90	21.7	19.98	.92	.075	.023
SCALLOPS	65	250	100.1	111.97	1.12	.344	.104
OTHER SHELLFISH	7	25	4.9	5.94	1.21	.017	.005
FINFISH, FRH & FRZ							
HADDOCK	291	924	457.4	348.80	.76	1.572	.475
FLOUNDER, SOLE	300	974	444.7	340.40	.77	1.528	.462
HALIBUT	174	525	402.7	272.79	.68	1.384	.419
OCEAN PERCH	364	1275	605.8	333.78	.55	2.082	.630
COD	387	1438	600.9	371.74	.62	2.065	.625
SALMON	51	160	79.5	78.75	.99	.273	.083
RED SNAPPER	49	138	110.4	103.67	.94	.379	.115
CATFISH	79	290	106.1	74.46	.70	.365	.110
WHITING	45	180	122.5	66.38	.54	.421	.127
SWORDFISH	38	131	91.3	94.17	1.03	.314	.095
POLLOCK	11	53	21.5	17.11	.80	.074	.022
OTHER FINFISH	405	1431	574.6	324.73	.57	1.975	.597
CANNED FISH							
SALMON, PINK	679	2245	866.5	712.93	.82	2.978	.901
SALMON, RED	375	1096	403.0	418.20	1.04	1.385	.419
OTHER SALMON	37	119	35.2	26.61	.76	.121	.037
TUNA, WHITE	761	2504	790.4	675.91	.86	2.716	.822
TUNA, LIGHT	1671	6477	1863.4	1441.22	.77	6.403	1.937
TUNA, OTHER	174	736	210.5	132.05	.63	.723	.219
SARDINES, DOMESTIC	300	899	259.7	155.08	.60	.892	.270
SARDINES, IMPORTED	210	707	170.9	147.46	.86	.587	.178
SHRIMP	164	552	109.9	151.26	1.38	.378	.114
OYSTERS	151	433	138.6	158.48	1.14	.476	.144
OTHER CANNED	152	551	152.0	133.10	.88	.522	.158

6

OCC HSHLD HEAD CRAFTSMEN, FCREMEN AND KINDRED WORKERS

	# OF MEALS
AWAY FROM HOME	
SHRIMP (ALL DISHES)	778
LOBSTER	183
CLAMS	120
CRABS	110
OYSTERS	103
PERCH (OCEAN & UNSPEC.)	144
HALIBUT	124
HADDOCK	115
TUNA	125
SEAFOOD PLATTER	262
FISH SANDWICH	306
FLOUNDER / SOLE	130
OTHER AWAY FROM HOME	1707

	PURCHASES	MEMBERS	LBS	TCTAL VALUE	PRICE PER LB	LBS/HH	LBS/MEM
SPECIALTY ITEMS							
TUNA PIE	17	61	25.1	14.71	.59	.151	.038
CLAM CHOWDER	33	142	55.3	23.78	.43	.333	.084
OYSTER STEW	43	140	77.4	53.61	.69	.466	.118
TV DINNERS	81	243	150.4	122.62	.82	.906	.229
SMOKED FISH	15	46	35.8	25.86	.72	.216	.054
OTHER SPECIALTIES	98	325	132.4	107.46	.81	.798	.201
SHELLFISH, FRH & FRZ							
SHRIMP	292	1071	570.8	734.90	1.29	3.439	.867
OYSTERS	63	213	73.2	96.16	1.31	.441	.111
CRABS	54	194	72.8	100.74	1.38	.439	.111
LOBSTERS	5	18	8.8	13.92	1.58	.053	.013
LOBSTER TAILS	25	92	95.8	108.00	1.13	.577	.146
CLAMS	16	43	30.3	21.72	.72	.183	.046
SCALLOPS	23	81	22.8	36.42	1.60	.137	.035
OTHER SHELLFISH	4	10	4.2	2.15	.51	.025	.006
FINFISH, FRH & FRZ							
HADDOCK	205	760	429.0	298.28	.70	2.584	.652
FLOUNDER, SOLE	119	395	231.5	187.75	.81	1.395	.352
HALIBUT	65	271	137.7	127.71	.93	.830	.209
OCEAN PERCH	254	948	481.9	282.94	.59	2.903	.732
COD	202	738	366.6	213.04	.58	2.208	.557
SALMON	46	125	98.3	90.57	.92	.592	.149
RED SNAPPER	44	146	119.6	113.96	.95	.720	.182
CATFISH	69	218	173.0	109.40	.63	1.042	.263
WHITING	46	142	125.1	51.76	.41	.754	.190
SWORDFISH	27	109	48.8	41.21	.84	.294	.074
POLLOCK			.0	.00	.00	.000	.000
OTHER FINFISH	202	723	385.6	156.91	.41	2.323	.586
CANNED FISH							
SALMON, PINK	399	1287	555.3	494.64	.89	3.345	.844
SALMON, RED	160	500	274.4	341.24	1.24	1.653	.417
OTHER SALMON	28	84	32.5	41.47	1.28	.196	.049
TUNA, WHITE	364	1374	446.8	379.33	.85	2.692	.679
TUNA, LIGHT	818	3093	811.4	651.33	.80	4.888	1.233
TUNA, OTHER	102	384	109.9	79.65	.72	.662	.167
SARDINES, DOMESTIC	164	549	197.8	117.40	.59	1.192	.301
SARDINES, IMPORTED	112	306	122.9	117.16	.95	.740	.187
SHRIMP	81	279	63.1	72.86	1.15	.380	.096
OYSTERS	69	237	66.3	68.72	1.04	.399	.101
OTHER CANNED	53	208	49.6	42.13	.85	.299	.075

7

OCC HSHLD HEAD OPERATIVE AND KINDRED WORKERS

	# OF MEALS
AWAY FROM HOME	
SHRIMP (ALL DISHES)	254
LOBSTER	40
CLAMS	39
CRABS	37
CYSTERS	24
PERCH (OCEAN & UNSPEC.)	82
HALIBUT	27
HADDOCK	74
TUNA	53
SEAFOOD PLATTER	97
FISH SANDWICH	244
FLOUNDER / SOLE	52
OTHER AWAY FROM HCME	873

	PURCHASES	MEMBERS	LBS	TCTAL VALUE	PRICE PER LB	LBS/HH	LBS/MEM
SPECIALTY ITEMS							
TUNA PIE	109	329	183.1	98.51	.54	.520	.220
CLAM CHOWDER	153	368	256.9	112.10	.44	.730	.309
OYSTER STEW	124	338	249.3	204.65	.82	.708	.300
TV DINNERS	285	723	491.9	397.60	.81	1.397	.591
SMOKED FISH	62	139	62.3	62.38	1.00	.177	.075
OTHER SPECIALTIES	289	789	411.9	360.39	.87	1.170	.495
SHELLFISH, FRH & FRZ							
SHRIMP	434	1362	807.8	1068.09	1.32	2.295	.971
OYSTERS	166	487	242.1	422.49	1.75	.688	.291
CRABS	103	303	173.5	213.81	1.23	.493	.209
LOBSTERS	38	89	104.9	150.21	1.43	.298	.126
LOBSTER TAILS	77	212	226.6	321.33	1.42	.644	.272
CLAMS	56	185	136.1	59.47	.44	.387	.164
SCALLOPS	75	199	97.6	117.07	1.20	.277	.117
OTHER SHELLFISH	8	20	7.3	10.59	1.45	.021	.009
FINFISH, FRH & FRZ							
HADDOCK	340	1086	755.3	507.00	.67	2.146	.908
FLOUNDER, SOLE	350	917	587.7	457.21	.78	1.670	.706
HALIBUT	167	436	239.9	210.52	.88	.682	.288
OCEAN PERCH	339	931	612.4	364.19	.59	1.740	.736
COD	346	985	567.7	368.72	.65	1.613	.682
SALMON	100	197	172.1	181.20	1.05	.489	.207
RED SNAPPER	103	318	387.6	336.45	.87	1.101	.466
CATFISH	224	615	739.3	556.91	.75	2.100	.889
WHITING	123	400	485.3	146.67	.30	1.379	.583
SWORDFISH	57	142	84.3	72.47	.86	.239	.101
POLLOCK	16	65	28.6	15.99	.56	.081	.034
OTHER FINFISH	340	878	778.2	309.04	.40	2.211	.935
CANNED FISH							
SALMON, PINK	842	2017	1257.3	1143.55	.91	3.572	1.511
SALMON, RED	549	1135	610.6	709.90	1.16	1.735	.734
OTHER SALMON	74	179	86.5	92.69	1.07	.246	.104
TUNA, WHITE	916	2692	1002.3	908.87	.91	2.847	1.205
TUNA, LIGHT	1572	4385	1798.4	1407.49	.78	5.109	2.162
TUNA, OTHER	236	704	330.7	237.68	.72	.939	.397
SARDINES, DOMESTIC	375	959	332.6	235.16	.71	.945	.400
SARDINES, IMPORTED	255	696	198.5	197.72	1.00	.564	.239
SHRIMP	326	716	225.6	331.02	1.47	.641	.271
OYSTERS	228	550	306.5	380.62	1.24	.871	.368
OTHER CANNED	169	397	211.1	162.22	.77	.600	.254

	# OF MEALS
AWAY FROM HOME	
SHRIMP (ALL DISHES)	527
LOBSTER	164
CLAMS	169
CRABS	132
OYSTERS	46
PERCH (OCEAN & UNSPEC.)	123
HALIBUT	104
HADDOCK	133
TUNA	169
SEAFOOD PLATTER	322
FISH SANDWICH	247
FLOUNDER / SOLE	144
OTHER AWAY FROM HCME	1677

148 HH 747 MEM 1

HOUSEHOLDS WITH CHILDREN UNDER 20, 0 - 4 AND OTHERS

	PURCHASES	MEMBERS	LBS	TOTAL VALUE	PRICE PER LB	LBS/HH	LBS/MEM
SPECIALTY ITEMS							
TUNA PIE	27	134	55.9	23.26	.42	.378	.075
CLAM CHOWDER	33	156	50.5	19.52	.39	.341	.068
OYSTER STEW	16	76	20.4	13.49	.66	.138	.027
TV DINNERS	97	456	114.7	92.07	.80	.775	.154
SMOKED FISH	60	259	38.8	64.93	1.67	.262	.052
OTHER SPECIALTIES	170	807	179.5	153.69	.86	1.213	.240
SHELLFISH, FRH & FRZ							
SHRIMP	277	1375	412.4	563.11	1.37	2.786	.552
OYSTERS	42	209	44.2	64.69	1.46	.299	.059
CRABS	38	205	49.3	71.29	1.45	.333	.066
LOBSTERS	8	38	36.9	25.41	.69	.249	.049
LOBSTER TAILS	17	96	30.7	56.39	1.84	.207	.041
CLAMS	13	65	13.0	10.17	.78	.088	.017
SCALLOPS	43	226	34.9	62.12	1.78	.236	.047
OTHER SHELLFISH	3	14	4.0	2.22	.56	.027	.005
FINFISH, FRH & FRZ							
HADDOCK	142	787	265.8	193.90	.73	1.796	.356
FLOUNDER, SOLE	150	730	224.0	170.65	.76	1.514	.300
HALIBUT	42	212	80.0	64.94	.81	.541	.107
OCEAN PERCH	173	852	296.2	160.49	.54	2.001	.397
COD	268	1305	387.7	238.01	.61	2.620	.519
SALMON	17	93	19.2	20.62	1.07	.130	.026
RED SNAPPER	15	78	23.8	20.42	.86	.161	.032
CATFISH	34	172	113.1	67.58	.60	.764	.151
WHITING	25	129	66.8	24.70	.37	.451	.089
SWORDFISH	52	298	165.9	156.21	.94	1.121	.222
POLLOCK	12	68	31.6	16.00	.51	.214	.042
OTHER FINFISH	116	612	225.5	83.25	.37	1.524	.302
CANNED FISH							
SALMON, PINK	189	936	197.7	167.80	.85	1.336	.265
SALMON, RED	114	552	110.4	114.05	1.03	.746	.148
OTHER SALMON	42	213	40.0	49.27	1.23	.270	.054
TUNA, WHITE	493	2779	608.6	512.95	.84	4.112	.815
TUNA, LIGHT	965	4718	987.9	765.45	.77	6.675	1.322
TUNA, OTHER	77	390	82.5	53.71	.65	.557	.110
SARDINES, DOMESTIC	79	406	63.4	32.56	.51	.428	.085
SARDINES, IMPORTED	62	317	55.1	41.02	.74	.372	.074
SHRIMP	63	342	39.4	62.27	1.58	.266	.053
OYSTERS	28	130	15.1	17.34	1.15	.102	.020
OTHER CANNED	64	350	55.4	64.10	1.16	.374	.074

1

HOUSEHOLDS WITH CHILDREN UNDER 20, 0 - 4 AND OTHERS

	# OF MEALS
AWAY FROM HOME	
SHRIMP (ALL DISHES)	363
LOBSTER	72
CLAMS	44
CRABS	40
OYSTERS	25
PERCH (OCEAN & UNSPEC.)	67
HALIBUT	25
HADDOCK	38
TUNA	47
SEAFOOD PLATTER	88
FISH SANDWICH	183
FLOUNDER / SOLE	34
OTHER AWAY FROM HOME	420

79 HH 259 MEM 2

HOUSEHOLDS WITH CHILDREN UNDER 20, 0 - 4 ONLY

	PURCHASES	MEMBERS	LBS	TOTAL VALUE	PRICE PER LB	LBS/HH	LBS/MEM
SPECIALTY ITEMS							
TUNA PIE	22	79	48.7	21.88	.45	.616	.188
CLAM CHOWDER	15	46	18.1	5.49	.30	.229	.070
OYSTER STEW	11	34	10.2	5.99	.59	.129	.039
TV DINNERS	45	156	62.7	52.58	.84	.794	.242
SMOKED FISH	16	48	11.2	16.43	1.47	.142	.043
OTHER SPECIALTIES	36	114	37.5	38.24	1.02	.475	.145
SHELLFISH, FRH & FRZ							
SHRIMP	89	284	212.4	231.23	1.09	2.689	.820
OYSTERS	20	66	41.2	43.62	1.06	.522	.159
CRABS	15	50	13.2	20.91	1.58	.167	.051
LOBSTERS	3	9	23.4	13.67	.58	.296	.090
LOBSTER TAILS	9	30	5.4	20.18	3.74	.068	.021
CLAMS	14	42	12.8	12.37	.97	.162	.049
SCALLOPS	11	36	19.4	22.60	1.16	.246	.075
OTHER SHELLFISH			.	.	.00	.000	.000
FINFISH, FRH & FRZ							
HADDOCK	46	149	89.1	54.39	.61	1.128	.344
FLOUNDER, SOLE	43	141	61.6	52.37	.85	.780	.238
HALIBUT	19	58	22.0	18.62	.85	.278	.085
OCEAN PERCH	65	205	81.7	46.28	.57	1.034	.315
COD	68	231	86.7	58.10	.67	1.097	.335
SALMON	5	16	3.8	3.77	.99	.048	.015
RED SNAPPER	8	25	8.1	8.45	1.04	.103	.031
CATFISH	13	42	18.3	15.73	.86	.232	.071
WHITING	8	24	29.3	8.39	.29	.371	.113
SWORDFISH	14	42	25.0	16.80	.67	.316	.097
POLLOCK			.	.	.00	.000	.000
OTHER FINFISH	61	192	78.4	51.60	.66	.992	.303
CANNED FISH							
SALMON, PINK	118	375	134.7	113.44	.84	1.705	.520
SALMON, RED	54	173	87.5	92.04	1.05	1.108	.338
OTHER SALMON	9	27	8.2	6.36	.78	.104	.032
TUNA, WHITE	243	770	206.2	172.71	.84	2.610	.796
TUNA, LIGHT	405	1303	384.4	296.84	.77	4.866	1.484
TUNA, OTHER	39	125	36.0	23.76	.66	.456	.139
SARDINES, DOMESTIC	30	96	13.5	48.87	3.62	.171	.052
SARDINES, IMPORTED	24	75	10.9	12.89	1.18	.138	.042
SHRIMP	34	106	18.8	26.43	1.41	.238	.073
OYSTERS	12	42	14.0	12.28	.88	.177	.054
OTHER CANNED	16	50	10.3	12.99	1.26	.130	.040

2

HOUSEHOLDS WITH CHILDREN UNDER 20, 0 - 4 ONLY

	# OF MEALS
AWAY FROM HOME	
SHRIMP (ALL DISHES)	154
LOBSTER	41
CLAMS	33
CRABS	14
OYSTERS	10
PERCH (OCEAN & UNSPEC.)	48
HALIBUT	12
HADDOCK	7
TUNA	17
SEAFOOD PLATTER	63
FISH SANDWICH	31
FLOUNDER / SOLE	33
OTHER AWAY FROM HOME	254

	PURCHASES	MEMBERS	LBS	TOTAL VALUE	PRICE PER LB	LBS/HH	LBS/MEM
SPECIALTY ITEMS							
TUNA PIE	68	351	135.9	62.54	.46	.477	.092
CLAM CHOWDER	136	658	209.8	84.47	.40	.736	.142
OYSTER STEW	62	315	93.1	55.43	.60	.327	.063
TV DINNERS	289	1357	501.0	385.23	.77	1.758	.339
SMOKED FISH	97	462	95.5	136.55	1.43	.335	.065
OTHER SPECIALTIES	306	1495	361.6	293.50	.81	1.269	.245
SHELLFISH, FRH & FRZ							
SHRIMP	586	2954	1097.8	1460.20	1.33	3.852	.744
OYSTERS	122	619	185.1	253.52	1.37	.649	.125
CRABS	91	481	115.2	163.63	1.42	.404	.078
LOBSTERS	21	103	86.1	140.60	1.63	.302	.058
LOBSTER TAILS	31	171	57.9	106.41	1.84	.203	.039
CLAMS	44	215	47.7	31.74	.67	.167	.032
SCALLOPS	76	391	100.6	125.51	1.25	.353	.068
OTHER SHELLFISH	5	28	10.5	4.92	.47	.037	.007
FINFISH, FRH & FRZ							
HADDOCK	275	1573	634.2	460.79	.73	2.225	.430
FLOUNDER, SOLE	328	1663	532.1	416.05	.78	1.867	.361
HALIBUT	167	846	395.6	322.69	.82	1.388	.268
OCEAN PERCH	297	1539	575.8	302.97	.53	2.020	.390
COD	482	2467	768.1	468.56	.61	2.695	.520
SALMON	64	313	126.1	152.36	1.21	.442	.085
RED SNAPPER	50	287	259.4	107.43	.41	.910	.176
CATFISH	74	399	199.2	123.62	.62	.699	.135
WHITING	56	321	245.4	89.49	.36	.861	.166
SWORDFISH	79	436	216.7	208.55	.96	.760	.147
POLLOCK	17	98	41.9	21.38	.51	.147	.028
OTHER FINFISH	319	1728	645.9	292.29	.45	2.266	.438
CANNED FISH							
SALMON, PINK	448	2353	609.6	502.17	.82	2.139	.413
SALMON, RED	272	1377	334.1	359.56	1.08	1.172	.226
OTHER SALMON	64	331	65.7	66.60	1.01	.231	.045
TUNA, WHITE	1014	5454	1230.0	1009.44	.82	4.316	.833
TUNA, LIGHT	1927	10172	2229.2	1698.14	.76	7.822	1.510
TUNA, OTHER	214	1157	274.6	181.32	.66	.964	.186
SARDINES, DOMESTIC	214	1161	211.5	110.68	.52	.742	.143
SARDINES, IMPORTED	193	964	164.5	145.32	.88	.577	.111
SHRIMP	178	931	120.1	179.35	1.49	.421	.081
OYSTERS	115	563	91.7	95.08	1.04	.322	.062
OTHER CANNED	145	775	113.7	136.77	1.20	.399	.077

3

HOUSEHOLDS WITH CHILDREN UNDER 20, 5 - 12 AND OTHERS

	# OF MEALS
AWAY FROM HOME	
SHRIMP (ALL DISHES)	801
LOBSTER	176
CLAMS	149
CRABS	182
OYSTERS	57
PERCH (OCEAN & UNSPEC.)	102
HALIBUT	66
HADDOCK	73
TUNA	157
SEAFOOD PLATTER	266
FISH SANDWICH	390
FLOUNDER / SOLE	185
OTHER AWAY FROM HOME	1544

	PURCHASES	MEMBERS	LBS	TOTAL VALUE	PRICE PER LB	LBS/HH	LBS/MEM
SPECIALTY ITEMS							
TUNA PIE	55	230	100.4	47.37	.47	.652	.177
CLAM CHOWDER	43	179	78.5	28.23	.36	.510	.138
OYSTER STEW	22	81	19.0	12.17	.64	.123	.034
TV DINNERS	80	317	131.5	97.56	.74	.854	.232
SMOKED FISH	29	120	72.2	43.33	.60	.469	.127
OTHER SPECIALTIES	99	397	116.1	99.90	.86	.754	.205
SHELLFISH, FRH & FRZ							
SHRIMP	326	1303	616.4	759.69	1.23	4.003	1.087
OYSTERS	48	190	74.1	79.74	1.08	.481	.131
CRABS	69	273	92.5	125.74	1.36	.601	.163
LOBSTERS	19	77	265.7	116.37	.44	1.725	.469
LOBSTER TAILS	37	168	74.8	182.68	2.44	.486	.132
CLAMS	22	85	67.4	25.40	.38	.438	.119
SCALLOPS	30	113	34.0	45.91	1.35	.221	.060
OTHER SHELLFISH	6	21	7.5	9.02	1.20	.049	.013
FINFISH, FRH & FRZ							
HADDOCK	149	580	211.9	150.19	.71	1.376	.374
FLOUNDER, SOLE	233	856	362.9	278.82	.77	2.356	.640
HALIBUT	78	302	219.9	168.26	.77	1.428	.388
OCEAN PERCH	206	796	380.8	210.69	.55	2.473	.672
COD	251	1015	356.9	219.95	.62	2.318	.629
SALMON	29	108	59.5	70.82	1.19	.386	.105
RED SNAPPER	29	130	103.0	94.87	.92	.669	.182
CATFISH	38	164	40.6	21.57	.53	.264	.072
WHITING	8	27	11.0	6.30	.57	.071	.019
SWORDFISH	38	144	63.8	58.92	.92	.414	.113
POLLOCK	5	17	4.6	2.79	.61	.030	.008
OTHER FINFISH	208	873	411.4	197.33	.48	2.671	.726
CANNED FISH							
SALMON, PINK	308	1171	406.7	359.01	.88	2.641	.717
SALMON, RED	94	362	97.0	120.05	1.24	.630	.171
OTHER SALMON	9	34	12.5	10.10	.81	.081	.022
TUNA, WHITE	407	1574	454.5	384.06	.85	2.951	.802
TUNA, LIGHT	1003	3998	1148.3	865.58	.75	7.456	2.025
TUNA, OTHER	98	456	134.9	88.29	.65	.876	.238
SARDINES, DOMESTIC	104	390	78.9	44.65	.57	.512	.139
SARDINES, IMPORTED	73	294	42.2	42.04	1.00	.274	.074
SHRIMP	95	364	59.8	84.73	1.42	.388	.105
OYSTERS	49	188	48.6	41.15	.85	.316	.086
OTHER CANNED	79	344	70.6	54.33	.77	.458	.125

4

HOUSEHOLDS WITH CHILDREN UNDER 20, 5 - 12 ONLY

	OF MEALS
AWAY FROM HOME	
SHRIMP (ALL DISHES)	321
LOBSTER	76
CLAMS	117
CRABS	67
OYSTERS	25
PERCH (OCEAN & UNSPEC.)	48
HALIBUT	13
HADDOCK	54
TUNA	52
SEAFOOD PLATTER	116
FISH SANDWICH	234
FLOUNDER / SOLE	57
OTHER AWAY FROM HOME	896

149 HH 791 MEM 5

HOUSEHOLDS WITH CHILDREN UNDER 20, MALES 13-19 & OTHERS

	PURCHASES	MEMBERS	LBS	TOTAL VALUE	PRICE PER LB	LBS/HH	LBS/MEM
SPECIALTY ITEMS							
TUNA PIE	53	282	86.1	47.60	.55	.578	.109
CLAM CHOWDER	60	295	93.5	36.37	.39	.628	.118
OYSTER STEW	31	172	43.7	24.32	.56	.293	.055
TV DINNERS	154	775	302.3	237.79	.79	2.029	.382
SMOKED FISH	45	221	43.2	67.52	1.56	.290	.055
OTHER SPECIALTIES	154	760	180.1	164.30	.91	1.209	.228
SHELLFISH, FRH & FRZ							
SHRIMP	272	1385	524.5	723.94	1.38	3.520	.663
OYSTERS	49	269	69.2	100.77	1.46	.464	.087
CRABS	48	255	70.2	79.31	1.13	.471	.089
LOBSTERS	9	49	58.8	71.28	1.21	.395	.074
LOBSTER TAILS	33	169	55.8	101.26	1.81	.374	.071
CLAMS	32	150	56.8	36.19	.64	.381	.072
SCALLOPS	42	215	49.6	78.98	1.59	.333	.063
OTHER SHELLFISH	1	8	1.5	1.35	.90	.010	.002
FINFISH, FRH & FRZ							
HADDOCK	153	923	379.3	286.15	.75	2.546	.480
FLOUNDER, SOLE	158	845	261.2	190.55	.73	1.753	.330
HALIBUT	106	525	191.3	171.63	.90	1.284	.242
OCEAN PERCH	174	948	378.9	202.56	.53	2.543	.479
COD	217	1213	366.0	229.65	.63	2.456	.463
SALMON	39	187	79.0	91.54	1.16	.530	.100
RED SNAPPER	38	222	233.1	90.15	.39	1.564	.295
CATFISH	37	204	109.6	75.11	.69	.736	.139
WHITING	35	194	181.0	44.19	.24	1.215	.229
SWORDFISH	62	293	131.4	135.73	1.03	.882	.166
POLLOCK	7	45	19.9	11.14	.56	.134	.025
OTHER FINFISH	189	1009	356.3	227.84	.64	2.391	.450
CANNED FISH							
SALMON, PINK	234	1273	303.0	250.64	.83	2.034	.383
SALMON, RED	128	679	164.0	171.23	1.04	1.101	.207
OTHER SALMON	17	99	21.0	14.87	.71	.141	.027
TUNA, WHITE	482	2573	524.3	447.72	.85	3.519	.663
TUNA, LIGHT	1079	6018	1326.6	1016.94	.77	8.903	1.677
TUNA, OTHER	123	704	126.9	86.01	.68	.852	.160
SARDINES, DOMESTIC	72	410	60.1	34.36	.57	.403	.076
SARDINES, IMPORTED	93	467	71.8	69.50	.97	.482	.091
SHRIMP	117	595	77.8	122.19	1.57	.522	.098
OYSTERS	63	329	56.4	57.87	1.03	.379	.071
OTHER CANNED	91	470	74.0	64.37	.87	.497	.094

5

HOUSEHOLDS WITH CHILDREN UNDER 20, MALES 13-19 & OTHERS

	# OF MEALS
AWAY FROM HOME	
SHRIMP (ALL DISHES)	461
LOBSTER	149
CLAMS	116
CRABS	81
OYSTERS	24
PERCH (OCEAN & UNSPEC.)	53
HALIBUT	24
HADDOCK	23
TUNA	103
SEAFOOD PLATTER	154
FISH SANDWICH	248
FLOUNDER / SOLE	85
OTHER AWAY FROM HOME	902

	PURCHASES	MEMBERS	LBS	TOTAL VALUE	PRICE PER LB	LBS/HH	LBS/MEM
SPECIALTY ITEMS							
TUNA PIE	18	62	32.7	20.70	.63	.385	.112
CLAM CHOWDER	73	269	139.2	48.56	.35	1.638	.475
OYSTER STEW	68	256	66.5	45.17	.68	.782	.227
TV DINNERS	77	277	154.3	110.12	.71	1.815	.527
SMOKED FISH	36	131	37.7	47.75	1.27	.444	.129
OTHER SPECIALTIES	66	232	72.4	64.50	.89	.852	.247
SHELLFISH, FRH & FRZ							
SHRIMP	168	577	376.0	508.46	1.35	4.424	1.283
OYSTERS	45	160	58.1	60.15	1.04	.684	.198
CRABS	37	134	75.9	58.83	.78	.893	.259
LOBSTERS	11	35	49.7	54.42	1.09	.585	.170
LOBSTER TAILS	39	125	174.6	142.64	.82	2.054	.596
CLAMS	27	86	73.1	38.08	.52	.860	.249
SCALLOPS	23	75	28.0	40.94	1.46	.329	.096
OTHER SHELLFISH			.0	.00	.00	.000	.000
FINFISH, FRH & FRZ							
HADDOCK	102	349	232.0	145.78	.63	2.729	.792
FLOUNDER, SOLE	132	497	220.3	174.29	.79	2.592	.752
HALIBUT	75	248	154.3	118.65	.77	1.815	.527
OCEAN PERCH	126	459	228.1	145.26	.64	2.684	.778
COD	116	425	198.8	132.86	.67	2.339	.678
SALMON	44	171	71.5	57.30	.80	.841	.244
RED SNAPPER	19	74	36.0	28.17	.78	.424	.123
CATFISH	14	54	17.3	12.99	.75	.204	.059
WHITING	14	58	24.4	11.88	.49	.287	.083
SWORDFISH	18	57	24.5	26.84	1.10	.288	.084
POLLOCK	1	3	.8	.39	.49	.009	.003
OTHER FINFISH	142	538	314.9	178.02	.57	3.705	1.075
CANNED FISH							
SALMON, PINK	225	808	396.1	350.60	.89	4.660	1.352
SALMON, RED	129	442	139.7	152.43	1.09	1.644	.477
OTHER SALMON	12	43	15.5	29.08	1.88	.182	.053
TUNA, WHITE	287	993	292.3	259.18	.89	3.439	.998
TUNA, LIGHT	462	1712	557.1	422.26	.76	6.554	1.901
TUNA, OTHER	31	110	30.3	21.54	.71	.356	.103
SARDINES, DOMESTIC	105	367	101.1	74.55	.74	1.189	.345
SARDINES, IMPORTED	103	352	77.8	61.19	.79	.915	.266
SHRIMP	91	296	69.5	107.44	1.55	.818	.237
OYSTERS	47	157	45.4	52.94	1.17	.534	.155
OTHER CANNED	39	137	41.1	95.65	2.33	.484	.140

6

HOUSEHOLDS WITH CHILDREN UNDER 20, FEMALES 13-19 ONLY

	# OF MEALS
AWAY FROM HOME	
SHRIMP (ALL DISHES)	172
LOBSTER	55
CLAMS	43
CRABS	28
OYSTERS	17
PERCH (OCEAN & UNSPEC.)	58
HALIBUT	62
HADDOCK	33
TUNA	55
SEAFOOD PLATTER	73
FISH SANDWICH	85
FLOUNDER / SOLE	59
OTHER AWAY FROM HOME	458

	PURCHASES	MEMBERS	LBS	TOTAL VALUE	PRICE PER LB	LBS/HH	LBS/MEM
SPECIALTY ITEMS							
TUNA PIE	58	299	93.5	45.94	.49	.560	.106
CLAM CHOWDER	96	471	159.5	65.64	.41	.955	.182
OYSTER STEW	46	241	71.8	43.45	.61	.430	.082
TV DINNERS	170	826	320.0	241.37	.75	1.916	.364
SMOKED FISH	52	249	69.2	105.80	1.53	.414	.079
OTHER SPECIALTIES	168	859	217.8	184.72	.85	1.304	.248
SHELLFISH, FRH & FRZ							
SHRIMP	396	2009	783.1	1102.92	1.41	4.689	.892
OYSTERS	68	331	117.2	163.39	1.39	.702	.133
CRABS	65	340	100.4	139.36	1.39	.601	.114
LOBSTERS	16	80	83.6	130.30	1.56	.501	.095
LOBSTER TAILS	36	169	63.5	123.18	1.94	.380	.072
CLAMS	49	234	72.2	43.90	.61	.432	.082
SCALLOPS	56	289	84.8	97.04	1.14	.508	.097
OTHER SHELLFISH	2	14	6.5	2.70	.42	.039	.007
FINFISH, FRH & FRZ							
HADDOCK	216	1264	540.4	384.71	.71	3.236	.615
FLOUNDER, SOLE	208	1085	307.9	256.59	.83	1.844	.351
HALIBUT	100	499	245.4	204.31	.83	1.469	.279
OCEAN PERCH	175	931	385.4	218.10	.57	2.308	.439
COD	247	1347	441.5	255.85	.58	2.644	.503
SALMON	35	181	91.3	115.42	1.26	.547	.104
RED SNAPPER	29	156	144.6	70.68	.49	.866	.165
CATFISH	43	217	60.5	58.98	.97	.362	.069
WHITING	53	293	266.3	91.73	.34	1.595	.303
SWORDFISH	73	375	169.9	163.13	.96	1.017	.194
POLLOCK	15	89	39.0	20.62	.53	.234	.044
OTHER FINFISH	248	1360	463.3	233.43	.50	2.774	.528
CANNED FISH							
SALMON, PINK	327	1718	499.7	410.38	.82	2.992	.569
SALMON, RED	184	936	238.0	254.50	1.07	1.425	.271
OTHER SALMON	23	121	24.3	17.52	.72	.146	.028
TUNA, WHITE	649	3504	749.3	614.45	.82	4.487	.853
TUNA, LIGHT	1148	6317	1373.3	1034.56	.75	8.223	1.564
TUNA, OTHER	159	869	211.9	138.57	.65	1.269	.241
SARDINES, DOMESTIC	163	915	190.3	94.79	.50	1.140	.217
SARDINES, IMPORTED	111	526	98.6	92.78	.94	.590	.112
SHRIMP	116	602	74.7	109.75	1.47	.447	.085
OYSTERS	66	329	57.7	57.78	1.00	.346	.066
OTHER CANNED	104	539	87.6	93.51	1.07	.525	.100

7

HOUSEHOLDS WITH CHILDREN UNDER 20, FEMALES 13-19 & OTHERS

	# OF MEALS
AWAY FROM HOME	
SHRIMP (ALL DISHES)	558
LOBSTER	162
CLAMS	110
CRABS	118
OYSTERS	35
PERCH (OCEAN & UNSPEC.)	94
HALIBUT	41
HADDOCK	42
TUNA	88
SEAFOOD PLATTER	148
FISH SANDWICH	323
FLOUNDER / SOLE	154
OTHER AWAY FROM HOME	1089

	PURCHASES	MEMBERS	LBS	TOTAL VALUE	PRICE PER LB	LBS/HH	LBS/MEM
SPECIALTY ITEMS							
TUNA PIE	26	92	47.4	21.69	.46	.578	.168
CLAM CHOWDER	15	57	21.9	8.61	.39	.267	.078
OYSTER STEW	34	121	51.9	38.43	.74	.633	.184
TV DINNERS	65	233	64.9	58.90	.91	.791	.230
SMOKED FISH	17	62	21.4	17.84	.83	.261	.076
OTHER SPECIALTIES	69	243	91.4	80.20	.88	1.115	.324
SHELLFISH, FRH & FRZ							
SHRIMP	138	500	211.8	272.89	1.29	2.583	.751
OYSTERS	31	107	41.9	47.48	1.13	.511	.149
CRABS	26	100	37.1	41.36	1.11	.452	.132
LOBSTERS	8	24	26.6	21.57	.81	.324	.094
LOBSTER TAILS	10	32	20.6	31.90	1.55	.251	.073
CLAMS	11	37	4.5	7.66	1.70	.055	.016
SCALLOPS	6	23	5.3	7.97	1.50	.065	.019
OTHER SHELLFISH			.0	.00	.00	.000	.000
FINFISH, FRH & FRZ							
HADDOCK	77	271	140.8	104.30	.74	1.717	.499
FLOUNDER, SOLE	80	270	109.0	85.15	.78	1.329	.387
HALIBUT	43	150	61.7	59.67	.97	.752	.219
OCEAN PERCH	125	478	272.0	140.01	.51	3.317	.965
COD	59	211	74.9	48.62	.65	.913	.266
SALMON	22	76	34.3	31.68	.92	.418	.122
RED SNAPPER	8	27	13.6	11.72	.86	.166	.048
CATFISH	40	179	81.8	69.91	.85	.998	.290
WHITING	23	111	142.4	32.36	.23	1.737	.505
SWORDFISH	11	40	17.1	18.31	1.07	.209	.061
POLLOCK	2	8	1.9	1.28	.67	.023	.007
OTHER FINFISH	61	235	107.5	42.44	.39	1.311	.381
CANNED FISH							
SALMON, PINK	153	543	230.0	190.58	.83	2.805	.816
SALMON, RED	82	276	110.3	125.84	1.14	1.345	.391
OTHER SALMON	15	53	11.3	9.17	.81	.138	.040
TUNA, WHITE	194	732	199.5	168.49	.84	2.433	.707
TUNA, LIGHT	520	1926	527.5	406.65	.77	6.433	1.871
TUNA, OTHER	82	320	79.5	52.77	.66	.970	.282
SARDINES, DOMESTIC	51	189	45.1	33.86	.75	.550	.160
SARDINES, IMPORTED	70	233	45.1	48.46	1.07	.550	.160
SHRIMP	53	187	35.2	55.32	1.57	.429	.125
OYSTERS	65	238	63.9	73.73	1.15	.779	.227
OTHER CANNED	62	232	56.5	52.43	.93	.689	.200

8

HOUSEHOLDS WITH CHILDREN UNDER 20, MALES 13-19 ONLY

	# OF MEALS
AWAY FROM HOME	
SHRIMP (ALL DISHES)	315
LOBSTER	93
CLAMS	64
CRABS	39
OYSTERS	16
PERCH (OCEAN & UNSPEC.)	37
HALIBUT	23
HADDOCK	41
TUNA	54
SEAFOOD PLATTER	186
FISH SANDWICH	127
FLOUNDER / SOLE	91
OTHER AWAY FROM HOME	638

	PURCHASES	MEMBERS	LBS	TOTAL VALUE	PRICE PER LB	LBS/HH	LBS/MEM
SPECIALTY ITEMS							
TUNA PIE	196	402	263.2	162.55	.62	.310	.154
CLAM CHOWDER	379	817	650.7	261.29	.40	.766	.381
OYSTER STEW	291	643	423.5	339.34	.80	.498	.248
TV DINNERS	773	1653	1236.6	1059.71	.86	1.455	.724
SMOKED FISH	231	478	275.0	316.93	1.15	.324	.161
OTHER SPECIALTIES	763	1646	935.1	834.24	.89	1.100	.547
SHELLFISH, FRH & FRZ							
SHRIMP	1156	2454	2005.2	2764.07	1.38	2.359	1.174
OYSTERS	489	1055	584.7	918.16	1.57	.688	.342
CRABS	280	557	397.2	510.31	1.28	.467	.233
LOBSTERS	83	175	349.3	387.11	1.11	.411	.205
LOBSTER TAILS	143	302	295.3	515.26	1.74	.347	.173
CLAMS	97	175	123.3	79.20	.64	.145	.072
SCALLOPS	208	415	207.1	282.83	1.37	.244	.121
OTHER SHELLFISH	21	42	18.7	17.17	.92	.022	.011
FINFISH, FRH & FRZ							
HADDOCK	841	1845	1495.1	1071.27	.72	1.759	.875
FLOUNDER, SOLE	899	1866	1319.5	1107.36	.84	1.552	.773
HALIBUT	473	1015	641.3	536.77	.84	.754	.375
OCEAN PERCH	824	1690	1354.4	782.47	.58	1.593	.793
COD	751	1510	1153.7	740.47	.64	1.357	.675
SALMON	287	621	523.8	509.98	.97	.616	.307
RED SNAPPER	180	381	394.3	436.78	1.11	.464	.231
CATFISH	313	594	849.5	596.69	.70	.999	.497
WHITING	181	359	415.5	179.56	.43	.489	.243
SWORDFISH	194	439	361.9	327.93	.91	.426	.212
POLLOCK	10	19	18.7	14.71	.79	.022	.011
OTHER FINFISH	1028	2222	1615.1	851.91	.53	1.900	.946
CANNED FISH							
SALMON, PINK	1833	3704	2414.5	2140.48	.89	2.841	1.414
SALMON, RED	1452	3064	1705.2	1978.02	1.16	2.006	.998
OTHER SALMON	148	279	141.2	152.37	1.08	.166	.083
TUNA, WHITE	1961	4181	1922.1	1781.63	.93	2.261	1.125
TUNA, LIGHT	3165	6620	3333.3	2684.06	.81	3.922	1.952
TUNA, OTHER	423	856	510.1	357.65	.70	.600	.299
SARDINES, DOMESTIC	837	1690	762.9	553.93	.73	.898	.447
SARDINES, IMPORTED	682	1410	520.9	520.23	1.00	.613	.305
SHRIMP	614	1161	417.3	584.88	1.40	.491	.244
OYSTERS	561	1190	616.5	751.25	1.22	.725	.361
OTHER CANNED	417	817	458.0	409.02	.89	.539	.268

HOUSEHOLDS WITHOUT CHILDREN UNDER 20

	# OF MEALS
AWAY FROM HOME	
SHRIMP (ALL DISHES)	2341
LOBSTER	702
CLAMS	432
CRABS	402
OYSTERS	367
PERCH (OCEAN & UNSPEC.)	437
HALIBUT	388
HADDOCK	481
TUNA	657
SEAFOOD PLATTER	892
FISH SANDWICH	581
FLOUNDER / SOLE	613
OTHER AWAY FROM HOME	4774

62 HH 220 MEM 1

RACE NEGRO

	PURCHASES	MEMBERS	LBS	TOTAL VALLE	PRICE PER LB	LBS/HH	LBS/MEM
SPECIALTY ITEMS							
TUNA PIE	19	86	53.9	23.25	.43	.869	.245
CLAM CHOWDER	11	56	16.0	10.72	.67	.258	.073
OYSTER STEW	9	32	28.3	15.09	.53	.456	.129
TV DINNERS	19	79	40.0	30.42	.76	.645	.182
SMCKED FISH			.	.	.00	.000	.000
OTHER SPECIALTIES	52	213	99.5	67.93	.68	1.605	.452
SHELLFISH, FRH & FRZ							
SHRIMP	177	686	437.4	493.44	1.13	7.055	1.988
OYSTERS	50	176	80.5	102.84	1.28	1.298	.366
CRABS	35	167	64.1	88.44	1.38	1.034	.291
LOBSTERS	8	26	14.2	30.93	2.18	.229	.065
LOBSTER TAILS	25	91	46.3	134.20	2.90	.747	.210
CLAMS	5	15	3.3	5.66	1.72	.053	.015
SCALLOPS	10	31	13.7	15.30	1.12	.221	.062
OTHER SHELLFISH	1	4	1.4	1.58	1.13	.023	.006
FINFISH, FRH & FRZ							
HADDOCK	47	193	141.1	98.77	.70	2.276	.641
FLOUNDER, SOLE	48	184	154.1	98.16	.64	2.485	.700
HALIBUT	15	71	33.5	25.51	.76	.540	.152
OCEAN PERCH	129	441	375.6	166.93	.44	6.058	1.707
COD	58	234	164.6	84.65	.51	2.655	.748
SALMON	20	44	42.3	24.51	.58	.682	.192
RED SNAPPER	37	161	200.6	96.49	.48	3.235	.912
CATFISH	59	226	206.2	127.02	.62	3.326	.937
WHITING	66	279	303.8	88.86	.29	4.900	1.381
SWORDFISH	5	25	15.0	11.93	.80	.242	.068
POLLOCK			.	.	.00	.000	.000
OTHER FINFISH	240	838	877.3	293.11	.33	14.150	3.988
CANNED FISH							
SALMON, PINK	245	800	395.1	334.57	.85	6.373	1.796
SALMON, RED	41	153	70.7	85.99	1.22	1.140	.321
OTHER SALMON	9	31	9.5	6.70	.71	.153	.043
TUNA, WHITE	135	525	210.9	198.46	.94	3.402	.959
TUNA, LIGHT	312	1336	486.6	375.49	.77	7.848	2.212
TUNA, OTHER	60	247	78.5	49.28	.63	1.266	.357
SARDINES, DOMESTIC	141	589	207.1	102.41	.49	3.340	.941
SARDINES, IMPORTED	49	128	76.7	63.55	.83	1.237	.349
SHRIMP	19	58	20.9	34.91	1.67	.337	.095
OYSTERS	35	93	38.0	58.59	1.54	.613	.173
OTHER CANNED	36	164	65.5	66.93	1.02	1.056	.298

1

RACE NEGRO

	# OF MEALS
AWAY FROM HOME	
SHRIMP (ALL DISHES)	105
LOBSTER	22
CLAMS	8
CRABS	29
OYSTERS	4
PERCH (OCEAN & UNSPEC.)	9
HALIBUT	3
HADDOCK	9
TUNA	26
SEAFOOD PLATTER	48
FISH SANDWICH	62
FLOUNDER / SOLE	18
OTHER AWAY FROM HCME	361

1517 HH 4641 MEM 2

RACE WHITE

	PURCHASES	MEMBERS	LBS	TCTAL VALLE	PRICE PER LB	LBS/HH	LBS/MEM
SPECIALTY ITEMS							
TUNA PIE	389	1241	600.0	328.48	.55	.396	.129
CLAM CHCWDER	663	2032	1127.4	436.15	.39	.743	.243
OYSTER STEW	480	1424	639.9	484.79	.76	.422	.138
TV DINNERS	1341	4063	2140.8	1762.59	.82	1.411	.461
SMOKED FISH	450	1399	533.6	614.97	1.15	.352	.115
OTHER SPECIALTIES	1339	4168	1563.6	1396.58	.89	1.031	.337
SHELLFISH, FRH & FRZ							
SHRIMP	2364	7744	4220.8	5707.12	1.35	2.782	.909
OYSTERS	701	2016	901.5	1296.78	1.44	.594	.194
CRABS	489	1462	697.7	861.90	1.24	.460	.150
LOBSTERS	139	406	814.3	701.06	.86	.537	.175
LOBSTER TAILS	261	809	609.7	913.13	1.50	.402	.131
CLAMS	229	705	361.6	213.17	.59	.238	.078
SCALLOPS	357	1096	396.9	536.49	1.35	.262	.086
OTHER SHELLFISH	31	87	35.3	29.53	.84	.023	.008
FINFISH, FRH & FRZ							
HADDOCK	1495	4835	2750.8	1956.09	.71	1.813	.593
FLOUNDER, SOLE	1718	5370	2506.3	2066.28	.82	1.652	.540
HALIBUT	862	2650	1490.8	1229.49	.82	.983	.321
OCEAN PERCH	1575	5033	2663.8	1541.24	.58	1.756	.574
COD	1725	5925	2565.8	1635.09	.64	1.691	.553
SALMON	438	1294	791.6	813.14	1.03	.522	.171
RED SNAPPER	261	777	620.9	599.98	.97	.409	.134
CATFISH	448	1269	1033.0	744.20	.72	.681	.223
WHITING	244	713	627.9	260.73	.42	.414	.135
SWORDFISH	396	1355	799.7	753.12	.94	.527	.172
POLLOCK	37	153	72.4	43.94	.61	.048	.016
OTHER FINFISH	1644	5269	2391.4	1394.61	.58	1.576	.515
CANNED FISH							
SALMON, PINK	2924	8570	3903.2	3409.37	.87	2.573	.841
SALMON, RED	2091	5767	2454.5	2794.25	1.14	1.618	.529
OTHER SALMON	251	750	246.7	269.10	1.09	.163	.053
TUNA, WHITE	4085	13702	4203.7	3676.90	.87	2.771	.906
TUNA, LIGHT	7477	25834	8027.5	6264.31	.78	5.292	1.730
TUNA, OTHER	858	2924	1021.8	697.56	.68	.674	.220
SARDINES, DOMESTIC	1231	3457	1035.5	780.48	.75	.683	.223
SARDINES, IMPORTED	1120	3303	802.4	782.86	.98	.529	.173
SHRIMP	1063	3063	702.5	1015.68	1.45	.463	.151
OYSTERS	821	2319	850.7	976.38	1.15	.561	.183
OTHER CANNED	757	2341	714.8	719.40	1.01	.471	.154

2

RACE WHITE

	# OF MEALS
AWAY FROM HOME	
SHRIMP (ALL DISHES)	4160
LOBSTER	1194
CLAMS	856
CRABS	707
OYSTERS	496
PERCH (OCEAN & UNSPEC.)	757
HALIBUT	571
HADDOCK	691
TUNA	998
SEAFOOD PLATTER	1548
FISH SANDWICH	1479
FLOUNDER / SOLE	1053
OTHER AWAY FROM HOME	8393

3 HH 11 MEM 3 RACE OTHER

	PURCHASES	MEMBERS	LBS	TOTAL VALUE	PRICE PER LB	LBS/HH	LBS/MEM
SPECIALTY ITEMS							
TUNA PIE	1	6	2.8	1.38	.49	.933	.255
CLAM CHOWDER	1	6	2.9	.76	.26	.967	.264
OYSTER STEW	4	20	3.0	2.15	.72	1.000	.273
TV DINNERS	2	12	3.5	2.15	.61	1.167	.318
SMOKED FISH			.0	.00	.00	.000	.000
OTHER SPECIALTIES			.0	.00	.00	.000	.000
SHELLFISH, FRH & FRZ							
SHRIMP	25	132	33.4	47.53	1.42	11.133	3.036
OYSTERS	9	31	8.2	11.30	1.38	2.733	.745
CRABS	7	36	8.4	11.09	1.32	2.800	.764
LOBSTERS	1	5	6.2	17.12	2.76	2.067	.564
LOBSTER TAILS			.0	.00	.00	.000	.000
CLAMS	2	12	2.8	1.60	.57	.933	.255
SCALLOPS	6	35	4.8	8.57	1.79	1.600	.436
OTHER SHELLFISH			.0	.00	.00	.000	.000
FINFISH, FRH & FRZ							
HADDOCK	5	26	8.1	5.53	.68	2.700	.736
FLOUNDER, SOLE	4	24	6.6	3.62	.55	2.200	.600
HALIBUT			.0	.00	.00	.000	.000
OCEAN PERCH			.0	.00	.00	.000	.000
COD	4	24	10.0	4.65	.47	3.333	.909
SALMON			.0	.00	.00	.000	.000
RED SNAPPER	3	18	2.6	1.92	.74	.867	.236
CATFISH			.0	.00	.00	.000	.000
WHITING			.0	.00	.00	.000	.000
SWORDFISH	2	10	4.3	3.76	.87	1.433	.391
POLLOCK			.0	.00	.00	.000	.000
OTHER FINFISH	5	24	11.8	6.29	.53	3.933	1.073
CANNED FISH							
SALMON, PINK	7	11	5.4	6.68	1.24	1.800	.491
SALMON, RED	1	1	1.0	1.05	1.05	.333	.091
OTHER SALMON			.0	.00	.00	.000	.000
TUNA, WHITE	20	86	25.4	20.56	.81	8.467	2.309
TUNA, LIGHT	8	43	15.3	9.64	.63	5.100	1.391
TUNA, OTHER	1	5	.4	.36	.90	.133	.036
SARDINES, DOMESTIC	1	5	.5	.27	.54	.167	.045
SARDINES, IMPORTED			.0	.00	.00	.000	.000
SHRIMP	9	47	7.8	10.62	1.36	2.600	.709
OYSTERS			.0	.00	.00	.000	.000
OTHER CANNED	2	12	1.9	2.09	1.10	.633	.173

3

RACE OTHER

	# OF MEALS
AWAY FROM HOME	
SHRIMP (ALL DISHES)	25
LOBSTER	6
CLAMS	4
CRABS	3
OYSTERS	
PERCH (OCEAN & UNSPEC.)	
HALIBUT	
HADDOCK	
TUNA	
SEAFOOD PLATTER	9
FISH SANDWICH	6
FLOUNDER / SOLE	1
OTHER AWAY FROM HCME	36

5 HH 14 MEM 4

RACE NOT SPECIFIED

	PURCHASES	MEMBERS	LBS	TOTAL VALUE	PRICE PER LB	LBS/HH	LBS/MEM
SPECIALTY ITEMS							
TUNA PIE			.0	.00	.00	.000	.000
CLAM CHOWDER	2	5	3.2	1.22	.38	.640	.229
OYSTER STEW	1	1	.7	.00	.00	.140	.050
TV DINNERS	3	10	8.6	5.62	.65	1.720	.614
SMCKED FISH			.0	.00	.00	.000	.000
OTHER SPECIALTIES	9	23	12.0	10.29	.86	2.400	.857
SHELLFISH, FRH & FRZ							
SHRIMP	9	18	7.1	10.43	1.47	1.420	.507
OYSTERS	1	2	.4	.64	1.60	.080	.029
CRABS	4	12	1.6	4.65	2.91	.320	.114
LOBSTERS			.0	.00	.00	.000	.000
LOBSTER TAILS			.0	.00	.00	.000	.000
CLAMS			.0	.00	.00	.000	.000
SCALLOPS	5	10	2.4	4.62	1.93	.480	.171
OTHER SHELLFISH			.0	.00	.00	.000	.000
FINFISH, FRH & FRZ							
HADDOCK	2	5	1.3	1.68	1.29	.260	.093
FLOUNDER, SOLE	4	8	3.1	2.48	.80	.620	.221
HALIBUT	4	12	3.8	3.18	.84	.760	.271
OCEAN PERCH	8	24	8.0	4.62	.58	1.600	.571
COD	3	8	3.7	2.80	.76	.740	.264
SALMON			.0	.00	.00	.000	.000
RED SNAPPER			.0	.00	.00	.000	.000
CATFISH			.0	.00	.00	.000	.000
WHITING			.0	.00	.00	.000	.000
SWORDFISH			.0	.00	.00	.000	.000
PCLOCK			.0	.00	.00	.000	.000
OTHER FINFISH	6	26	6.6	5.07	.77	1.320	.471
CANNED FISH							
SALMON, PINK	2	7	4.0	3.14	.79	.800	.286
SALMON, RED	1	3	1.0	.63	.63	.200	.071
OTHER SALMON			.0	.00	.00	.000	.000
TUNA, WHITE	21	94	15.8	14.83	.94	3.160	1.129
TUNA, LIGHT	19	52	14.0	10.01	.72	2.800	1.000
TUNA, OTHER			.0	.00	.00	.000	.000
SARDINES, DOMESTIC			.0	.00	.00	.000	.000
SARDINES, IMPORTED			.0	.00	.00	.000	.000
SHRIMP	8	23	4.5	7.85	1.74	.900	.321
OYSTERS	1	2	1.0	1.00	1.00	.200	.071
OTHER CANNED	1	2	.4	.99	2.48	.080	.029

4

RACE NOT SPECIFIED

	* OF MEALS
AWAY FROM HOME	
SHRIMP (ALL DISHES)	10
LOBSTER	2
CLAMS	
CRABS	2
OYSTERS	1
PERCH (OCEAN & UNSPEC.)	
HALIBUT	
HADDOCK	
TUNA	
SEAFOOD PLATTER	22
FISH SANDWICH	7
FLOUNDER / SOLE	
OTHER AWAY FROM HOME	43

	PURCHASES	MEMBERS	LBS	TOTAL VALUE	PRICE PER LB	LBS/HH	LBS/MEM
SPECIALTY ITEMS							
TUNA PIE	108	351	182.6	96.67	.53	.630	.176
CLAM CHOWDER	199	710	383.0	164.34	.43	1.321	.370
OYSTER STEW	97	318	140.5	99.73	.71	.484	.136
TV DINNERS	276	922	509.2	411.21	.81	1.756	.492
SMOKED FISH	68	234	108.4	102.78	.95	.374	.105
OTHER SPECIALTIES	286	971	339.6	350.15	1.03	1.171	.328
SHELLFISH, FRH & FRZ							
SHRIMP	651	2432	1271.1	1836.44	1.44	4.383	1.227
OYSTERS	103	341	119.0	168.98	1.42	.410	.115
CRABS	113	455	153.5	205.34	1.34	.529	.148
LOBSTERS	49	161	241.3	264.01	1.09	.832	.233
LOBSTER TAILS	96	303	236.8	334.74	1.41	.817	.229
CLAMS	71	258	113.2	65.54	.58	.390	.109
SCALLOPS	113	420	130.6	174.28	1.33	.450	.126
OTHER SHELLFISH	5	21	6.2	5.36	.86	.021	.006
FINFISH, FRH & FRZ							
HADDOCK	400	1524	719.4	530.55	.74	2.481	.694
FLOUNDER, SOLE	462	1601	701.5	587.48	.84	2.419	.677
HALIBUT	157	556	296.4	236.99	.80	1.022	.286
OCEAN PERCH	282	1109	558.1	342.17	.61	1.924	.539
COD	434	1656	743.3	450.89	.61	2.563	.717
SALMON	62	220	118.5	137.16	1.16	.409	.114
RED SNAPPER	44	161	76.9	79.51	1.03	.265	.074
CATFISH	35	122	73.2	56.21	.77	.252	.071
WHITING	44	187	150.3	58.01	.39	.518	.145
SWORDFISH	130	579	267.7	264.32	.99	.923	.258
POLLOCK	12	56	25.9	18.20	.70	.089	.025
OTHER FINFISH	278	1031	394.9	224.00	.57	1.362	.381
CANNED FISH							
SALMON, PINK	465	1619	649.4	590.62	.91	2.239	.627
SALMON, RED	467	1381	553.5	614.82	1.11	1.909	.534
OTHER SALMON	55	185	49.0	51.71	1.06	.169	.047
TUNA, WHITE	1196	4367	1279.5	1115.95	.87	4.412	1.235
TUNA, LIGHT	1671	6859	1852.3	1487.09	.80	6.387	1.788
TUNA, OTHER	163	693	190.0	141.36	.74	.655	.183
SARDINES, DOMESTIC	256	800	238.1	179.20	.75	.821	.230
SARDINES, IMPORTED	312	994	273.1	263.89	.97	.942	.264
SHRIMP	227	795	169.3	234.37	1.38	.584	.163
OYSTERS	131	400	106.2	117.05	1.10	.366	.103
OTHER CANNED	141	548	109.7	134.25	1.22	.378	.106

1

RELIGION CATHOLIC

	# OF MEALS
AWAY FROM HOME	
SHRIMP (ALL DISHES)	861
LOBSTER	301
CLAMS	179
CRABS	164
OYSTERS	88
PERCH (OCEAN & UNSPEC.)	263
HALIBUT	100
HADDOCK	132
TUNA	292
SEAFOOD PLATTER	266
FISH SANDWICH	332
FLOUNDER / SOLE	228
OTHER AWAY FROM HOME	1867

	PURCHASES	MEMBERS	LBS	TCTAL VALUE	PRICE PER LB	LBS/HH	LBS/MEM
SPECIALTY ITEMS							
TUNA PIE	11	45	28.4	14.62	.51	.676	.209
CLAM CHOWDER	16	55	20.5	8.44	.41	.488	.151
OYSTER STEW	1	4	1.8	.98	.54	.043	.013
TV DINNERS	97	325	193.8	171.82	.89	4.614	1.425
SMOKED FISH	214	690	162.9	291.59	1.79	3.879	1.198
OTHER SPECIALTIES	240	877	253.0	241.87	.96	6.024	1.860
SHELLFISH, FRH & FRZ							
SHRIMP	162	468	205.0	310.66	1.52	4.881	1.507
OYSTERS	3	10	2.2	3.88	1.76	.052	.016
CRABS	17	55	27.6	31.43	1.14	.657	.203
LOBSTERS	2	6	7.0	13.98	2.00	.167	.051
LOBSTER TAILS	11	40	21.4	35.67	1.67	.510	.157
CLAMS	12	35	8.1	8.77	1.08	.193	.060
SCALLOPS	42	74	32.1	48.35	1.51	.764	.236
OTHER SHELLFISH			.0	.00	.00	.000	.000
FINFISH, FRH & FRZ							
HADDOCK	74	208	108.0	94.52	.88	2.571	.794
FLOUNDER, SOLE	209	616	371.7	295.02	.79	8.850	2.733
HALIBUT	73	284	122.4	124.67	1.02	2.914	.900
OCEAN PERCH	19	83	25.2	14.32	.57	.600	.185
COD	102	271	135.1	91.51	.68	3.217	.993
SALMON	84	301	179.7	174.74	.97	4.279	1.321
RED SNAPPER	6	19	8.8	9.51	1.08	.210	.065
CATFISH	4	16	6.2	7.16	1.15	.148	.046
WHITING	4	9	3.3	2.36	.72	.079	.024
SWORDFISH	66	220	205.6	167.30	.81	4.895	1.512
POLLOCK			.0	.00	.00	.000	.000
OTHER FINFISH	110	373	205.9	164.07	.80	4.902	1.514
CANNED FISH							
SALMON, PINK	82	300	111.0	103.28	.93	2.643	.816
SALMON, RED	192	719	254.5	323.42	1.27	6.060	1.871
OTHER SALMON	38	126	28.6	53.49	1.87	.681	.210
TUNA, WHITE	412	1457	526.6	455.66	.87	12.538	3.872
TUNA, LIGHT	188	621	261.0	201.78	.77	6.214	1.919
TUNA, OTHER	26	76	27.6	21.17	.77	.657	.203
SARDINES, DOMESTIC	92	299	55.0	39.85	.72	1.310	.404
SARDINES, IMPORTED	68	222	52.4	48.54	.93	1.248	.385
SHRIMP	25	81	20.1	25.66	1.28	.479	.148
OYSTERS	2	8	1.6	.95	.59	.038	.012
OTHER CANNED	33	93	32.8	29.65	.90	.781	.241

2

RELIGION JEWISH

	# OF MEALS
AWAY FROM HOME	
SHRIMP (ALL DISHES)	269
LOBSTER	189
CLAMS	52
CRABS	20
OYSTERS	4
PERCH (OCEAN & UNSPEC.)	3
HALIBUT	20
HADDOCK	36
TUNA	159
SEAFOOD PLATTER	71
FISH SANDWICH	40
FLOUNDER / SOLE	47
OTHER AWAY FROM HOME	318

	PURCHASES	MEMBERS	LBS	TCTAL VALUE	PRICE PER LB	LBS/HH	LBS/MEM
SPECIALTY ITEMS							
TUNA PIE	277	885	422.0	227.52	.54	.341	.116
CLAM CHOWDER	452	1300	722.9	269.25	.37	.585	.198
OYSTER STEW	395	1152	528.9	400.60	.76	.428	.145
TV DINNERS	984	2891	1474.7	1208.43	.82	1.193	.404
SMOKED FISH	168	475	262.3	220.60	.84	.212	.072
OTHER SPECIALTIES	853	2489	1056.9	855.57	.81	.855	.289
SHELLFISH, FRH & FRZ							
SHRIMP	1721	5558	3137.4	4021.41	1.28	2.538	.859
OYSTERS	642	1827	855.1	1220.98	1.43	.692	.234
CRABS	394	1136	572.0	712.41	1.25	.463	.157
LOBSTERS	97	270	586.4	471.12	.80	.474	.161
LOBSTER TAILS	175	538	394.4	665.58	1.69	.319	.108
CLAMS	151	433	243.8	144.69	.59	.197	.067
SCALLOPS	214	657	248.8	332.85	1.34	.201	.068
OTHER SHELLFISH	27	70	30.5	25.75	.84	.025	.008
FINFISH, FRH & FRZ							
HADDOCK	1032	3217	1999.4	1375.60	.69	1.618	.547
FLOUNDER, SOLE	1077	3290	1565.0	1263.27	.81	1.266	.429
HALIBUT	629	1835	1087.1	873.91	.80	.880	.298
OCEAN PERCH	1399	4264	2443.5	1345.31	.55	1.977	.669
COD	1215	4130	1820.0	1155.02	.63	1.472	.498
SALMON	309	808	534.7	524.56	.98	.433	.146
RED SNAPPER	250	772	737.1	608.69	.83	.596	.202
CATFISH	464	1348	1154.8	803.74	.70	.934	.316
WHITING	260	790	771.1	285.35	.37	.624	.211
SWORDFISH	204	581	341.1	331.80	.97	.276	.093
POLLOCK	25	97	46.5	25.74	.55	.038	.013
OTHER FINFISH	1480	4664	2628.5	1272.01	.48	2.127	.720
CANNED FISH							
SALMON, PINK	2615	7421	3531.5	3047.06	.86	2.857	.967
SALMON, RED	1443	3747	1677.7	1899.52	1.13	1.357	.459
OTHER SALMON	166	466	177.6	169.83	.96	.144	.049
TUNA, WHITE	2598	8381	2608.3	2300.66	.88	2.110	.714
TUNA, LIGHT	5872	19452	6335.9	4900.73	.77	5.126	1.735
TUNA, OTHER	722	2375	873.1	579.50	.66	.706	.239
SARDINES, DOMESTIC	1014	2920	937.2	657.60	.70	.758	.257
SARDINES, IMPORTED	787	2211	552.4	532.49	.96	.447	.151
SHRIMP	825	2251	533.1	789.12	1.48	.431	.146
OYSTERS	715	1972	776.9	907.52	1.17	.629	.213
OTHER CANNED	619	1869	638.9	623.76	.98	.517	.175

3

RELIGION PROTESTANT

	# OF MEALS
AWAY FROM HOME	
SHRIMP (ALL DISHES)	3105
LOBSTER	731
CLAMS	632
CRABS	538
OYSTERS	400
PERCH (OCEAN & UNSPEC.)	500
HALIBUT	454
HADDOCK	525
TUNA	564
SEAFOOD PLATTER	1284
FISH SANDWICH	1160
FLOUNDER / SOLE	790
OTHER AWAY FROM HCME	6577

14 HH 43 MEM 4

RELIGION OTHER

	PURCHASES	MEMBERS	LBS	TOTAL VALUE	PRICE PER LB	LBS/HH	LBS/MEM
SPECIALTY ITEMS							
TUNA PIE	13	52	23.7	14.30	.60	1.693	.551
CLAM CHOWDER	10	34	23.1	6.82	.30	1.650	.537
OYSTER STEW	1	3	.7	.72	1.03	.050	.016
TV DINNERS	7	23	8.4	5.88	.70	.600	.195
SMOKED FISH			.0	.00	.00	.000	.000
OTHER SPECIALTIES	19	59	21.3	24.08	1.13	1.521	.495
SHELLFISH, FRH & FRZ							
SHRIMP	39	112	82.9	85.43	1.03	5.921	1.928
OYSTERS	10	32	12.7	14.80	1.17	.907	.295
CRABS	9	23	17.9	13.72	.77	1.279	.416
LOBSTERS			.0	.00	.00	.000	.000
LOBSTER TAILS	1	4	.0	.00	.00	.000	.000
CLAMS	2	6	2.6	1.43	.55	.186	.060
SCALLOPS	9	21	6.3	9.50	1.51	.450	.147
OTHER SHELLFISH			.0	.00	.00	.000	.000
FINFISH, FRH & FRZ							
HADDOCK	42	105	73.4	60.01	.82	5.243	1.707
FLOUNDER, SOLE	25	77	30.6	23.94	.78	2.186	.712
HALIBUT	21	54	21.2	21.96	1.04	1.514	.493
OCEAN PERCH	9	30	15.6	8.13	.52	1.114	.363
COD	37	129	43.2	27.81	.64	3.086	1.005
SALMON	3	9	1.0	1.19	1.19	.071	.023
RED SNAPPER	1	4	1.3	.68	.52	.093	.030
CATFISH	4	9	5.0	4.11	.82	.357	.116
WHITING	2	6	7.0	3.87	.55	.500	.163
SWORDFISH	3	10	4.6	5.39	1.17	.329	.107
POLLOCK			.0	.00	.00	.000	.000
OTHER FINFISH	23	67	53.3	35.44	.66	3.807	1.240
CANNED FISH							
SALMON, PINK	15	44	14.8	12.03	.81	1.057	.344
SALMON, RED	32	77	41.5	44.16	1.06	2.964	.965
OTHER SALMON	1	4	1.0	.77	.77	.071	.023
TUNA, WHITE	36	115	27.3	24.59	.90	1.950	.635
TUNA, LIGHT	79	313	87.7	65.12	.74	6.264	2.040
TUNA, OTHER	6	24	6.6	3.65	.55	.471	.153
SARDINES, DOMESTIC	10	31	12.3	6.20	.50	.879	.286
SARDINES, IMPORTED	2	4	1.2	1.49	1.24	.086	.028
SHRIMP	19	52	11.0	14.89	1.35	.786	.256
OYSTERS	8	32	4.0	9.45	2.36	.286	.093
OTHER CANNED	3	9	1.2	1.75	1.46	.086	.028

4

RELIGION OTHER

	# OF MEALS
AWAY FROM HOME	
SHRIMP (ALL DISHES)	64
LOBSTER	3
CLAMS	5
CRABS	19
OYSTERS	9
PERCH (OCEAN & UNSPEC.)	
HALIBUT	
HADDOCK	7
TUNA	9
SEAFOOD PLATTER	6
FISH SANDWICH	15
FLOUNDER / SOLE	7
OTHER AWAY FROM HOME	64

5 HH 20 MEM 5

RELIGION NOT SPECIFIED

	PURCHASES	MEMBERS	LBS	TOTAL VALUE	PRICE PER LB	LBS/HH	LBS/MEM
SPECIALTY ITEMS							
TUNA PIE			.0	.00	.00	.000	.000
CLAM CHOWDER			.0	.00	.00	.000	.000
OYSTER STEW			.0	.00	.00	.000	.000
TV DINNERS	2	8	8.0	4.54	.57	1.600	.400
SMOKED FISH			.0	.00	.00	.000	.000
OTHER SPECIALTIES	2	8	4.3	3.13	.73	.860	.215
SHELLFISH, FRH & FRZ							
SHRIMP	2	10	2.3	4.58	1.99	.460	.115
OYSTERS	3	15	1.6	2.92	1.83	.320	.080
CRABS	2	8	.8	3.18	3.98	.160	.040
LOBSTERS			.0	.00	.00	.000	.000
LOBSTER TAILS	3	15	3.4	11.34	3.34	.680	.170
CLAMS			.0	.00	.00	.000	.000
SCALLOPS			.0	.00	.00	.000	.000
OTHER SHELLFISH			.0	.00	.00	.000	.000
FINFISH, FRH & FRZ							
HADDOCK	1	5	1.1	1.39	1.26	.220	.055
FLOUNDER, SOLE			.0	.00	.00	.000	.000
HALIBUT	1	4	1.0	.65	.65	.200	.050
OCEAN PERCH	3	12	5.0	2.86	.57	1.000	.250
COD	2	5	2.5	1.96	.78	.500	.125
SALMON			.0	.00	.00	.000	.000
RED SNAPPER			.0	.00	.00	.000	.000
CATFISH			.0	.00	.00	.000	.000
WHITING			.0	.00	.00	.000	.000
SWORDFISH			.0	.00	.00	.000	.000
POLLOCK			.0	.00	.00	.000	.000
OTHER FINFISH	4	22	4.5	3.56	.79	.900	.225
CANNED FISH							
SALMON, PINK	1	4	1.0	.77	.77	.200	.050
SALMON, RED			.0	.00	.00	.000	.000
OTHER SALMON			.0	.00	.00	.000	.000
TUNA, WHITE	19	87	14.1	13.89	.99	2.820	.705
TUNA, LIGHT	6	20	6.5	4.73	.73	1.300	.325
TUNA, OTHER	2	8	3.4	1.52	.45	.680	.170
SARDINES, DOMESTIC	1	1	.5	.31	.62	.100	.025
SARDINES, IMPORTED			.0	.00	.00	.000	.000
SHRIMP	3	12	2.2	5.02	2.28	.440	.110
OYSTERS	1	2	1.0	1.00	1.00	.200	.050
OTHER CANNED			.0	.00	.00	.000	.000

5

RELIGION NOT SPECIFIED

	# OF MEALS
AWAY FROM HOME	
SHRIMP (ALL DISHES)	1
LOBSTER	
CLAMS	
CRABS	
OYSTERS	
PERCH (OCEAN & UNSPEC.)	
HALIBUT	
HADDOCK	
TUNA	
SEAFOOD PLATTER	
FISH SANDWICH	7
FLOUNDER / SOLE	
OTHER AWAY FROM HCME	7

	PURCHASES	MEMBERS	LBS	TOTAL VALUE	PRICE PER LB	LBS/HH	LBS/MEM
SPECIALTY ITEMS							
TUNA PIE	52	195	91.3	40.96	.45	.060	.019
CLAM CHOWDER	126	398	195.4	77.43	.40	.128	.041
OYSTER STEW	78	257	100.5	66.91	.67	.066	.021
TV DINNERS	181	582	274.9	210.42	.77	.181	.057
SMOKED FISH	49	168	89.5	61.52	.69	.059	.019
OTHER SPECIALTIES	161	536	188.4	145.13	.77	.124	.039
SHELLFISH, FRH & FRZ							
SHRIMP	306	1057	520.1	652.14	1.25	.342	.108
OYSTERS	111	329	162.3	182.76	1.13	.107	.034
CRABS	59	186	86.6	85.82	.99	.057	.018
LOBSTERS	6	23	11.5	19.22	1.67	.008	.002
LOBSTER TAILS	29	83	129.6	95.37	.74	.085	.027
CLAMS	27	90	35.5	26.27	.74	.023	.007
SCALLOPS	46	141	45.9	58.41	1.27	.030	.010
OTHER SHELLFISH	9	32	9.1	9.21	1.01	.006	.002
FINFISH, FRH & FRZ							
HADDOCK	205	713	389.7	245.44	.63	.256	.081
FLOUNDER, SOLE	190	627	292.3	212.58	.73	.192	.061
HALIBUT	129	388	211.4	149.96	.71	.139	.044
OCEAN PERCH	236	760	446.6	201.92	.45	.293	.093
COD	205	752	278.0	182.37	.66	.183	.058
SALMON	54	178	93.0	75.03	.81	.061	.019
RED SNAPPER	43	158	109.5	69.47	.63	.072	.023
CATFISH	68	211	90.3	65.54	.73	.059	.019
WHITING	35	123	93.3	36.26	.39	.061	.019
SWORDFISH	40	139	85.3	61.37	.72	.056	.018
POLLOCK	6	19	9.6	10.19	1.06	.006	.002
OTHER FINFISH	197	629	369.2	171.19	.46	.243	.077
CANNED FISH							
SALMON, PINK	355	1056	446.6	371.60	.83	.293	.093
SALMON, RED	296	802	344.3	360.29	1.05	.226	.072
OTHER SALMON	32	92	28.9	27.54	.95	.019	.006
TUNA, WHITE	435	1433	420.0	369.23	.88	.276	.088
TUNA, LIGHT	897	3075	911.9	694.54	.76	.599	.190
TUNA, OTHER	89	313	103.1	65.92	.64	.068	.021
SARDINES, DOMESTIC	186	563	136.1	103.21	.76	.089	.028
SARDINES, IMPORTED	157	455	107.1	101.11	.94	.070	.022
SHRIMP	140	412	90.6	131.72	1.45	.060	.019
OYSTERS	129	362	121.7	129.12	1.06	.080	.025
OTHER CANNED	103	297	102.3	85.32	.83	.067	.021

1

REPORTING PERIOD FEBRUARY

	# OF MEALS
AWAY FROM HOME	
SHRIMP (ALL DISHES)	371
LOBSTER	103
CLAMS	81
CRABS	75
OYSTERS	57
PERCH (OCEAN & UNSPEC.)	54
HALIBUT	58
HADDOCK	69
TUNA	116
SEAFOOD PLATTER	109
FISH SANDWICH	137
FLOUNDER / SOLE	86
OTHER AWAY FROM HOME	759

1522 HH 4798 MEM 2

REPORTING PERIOD MARCH

	PURCHASES	MEMBERS	LBS	TOTAL VALUE	PRICE PER LB	LBS/HH	LBS/MEM
SPECIALTY ITEMS							
TUNA PIE	44	135	59.7	33.45	.56	.039	.012
CLAM CHOWDER	98	316	177.0	68.52	.39	.116	.037
OYSTER STEW	47	169	61.0	41.90	.69	.040	.013
TV DINNERS	174	536	262.6	200.60	.76	.173	.055
SMOKED FISH	46	145	48.3	52.25	1.08	.032	.010
OTHER SPECIALTIES	152	478	173.0	143.60	.83	.114	.036
SHELLFISH, FRH & FRZ							
SHRIMP	270	924	418.5	506.09	1.21	.275	.087
OYSTERS	101	282	124.5	166.99	1.34	.082	.026
CRABS	58	179	76.9	88.52	1.15	.051	.016
LOBSTERS	12	34	30.1	42.69	1.42	.020	.006
LOBSTER TAILS	28	102	72.7	95.60	1.31	.048	.015
CLAMS	26	76	53.6	33.23	.62	.035	.011
SCALLOPS	41	142	53.6	65.44	1.22	.035	.011
OTHER SHELLFISH	4	9	2.5	2.06	.82	.002	.001
FINFISH, FRH & FRZ							
HADDOCK	157	522	278.3	198.17	.71	.183	.058
FLOUNDER, SOLE	207	685	307.2	229.91	.75	.202	.064
HALIBUT	122	361	188.7	135.42	.72	.124	.039
OCEAN PERCH	168	559	328.4	163.26	.50	.216	.068
COD	180	646	278.9	164.12	.59	.183	.058
SALMON	47	142	86.1	79.08	.92	.057	.018
RED SNAPPER	33	104	64.2	56.74	.88	.042	.013
CATFISH	32	86	126.7	75.13	.59	.083	.026
WHITING	34	115	98.6	34.07	.35	.065	.021
SWORDFISH	38	135	73.6	70.51	.96	.048	.015
POLLOCK	2	6	3.7	1.78	.48	.002	.001
OTHER FINFISH	178	554	398.3	177.75	.45	.262	.083
CANNED FISH							
SALMON, PINK	303	903	421.3	337.70	.80	.277	.088
SALMON, RED	191	562	222.7	253.57	1.14	.146	.046
OTHER SALMON	36	120	35.2	32.42	.92	.023	.007
TUNA, WHITE	326	1111	317.4	272.72	.86	.209	.066
TUNA, LIGHT	702	2489	741.2	565.75	.76	.487	.154
TUNA, OTHER	76	268	91.2	66.29	.73	.060	.019
SARDINES, DOMESTIC	110	325	84.7	51.57	.61	.056	.018
SARDINES, IMPORTED	112	332	79.9	72.77	.91	.052	.017
SHRIMP	109	330	73.1	110.62	1.51	.048	.015
OYSTERS	93	248	90.4	98.35	1.09	.059	.019
OTHER CANNED	82	231	90.1	78.68	.87	.059	.019

2

REPORTING PERIOD MARCH

	# OF MEALS
AWAY FROM HOME	
SHRIMP (ALL DISHES)	388
LOBSTER	89
CLAMS	70
CRABS	65
OYSTERS	58
PERCH (OCEAN & UNSPEC.)	49
HALIBUT	49
HADDOCK	48
TUNA	110
SEAFOOD PLATTER	149
FISH SANDWICH	113
FLOUNDER / SOLE	78
OTHER AWAY FROM HOME	893

	PURCHASES MEMBERS		LBS	TCTAL VALUE	PRICE PER LB	LBS/HH	LBS/MEM
SPECIALTY ITEMS							
TUNA PIE	45	170	63.7	35.62	.56	.042	.013
CLAM CHOWDER	63	206	120.3	44.17	.37	.079	.025
OYSTER STEW	38	104	59.3	59.37	1.00	.039	.012
TV DINNERS	135	405	234.4	180.14	.77	.154	.049
SMOKED FISH	41	133	50.7	48.28	.95	.033	.011
OTHER SPECIALTIES	134	418	186.1	154.65	.83	.122	.039
SHELLFISH, FRH & FRZ							
SHRIMP	234	785	431.1	522.69	1.21	.283	.090
OYSTERS	48	150	65.2	85.56	1.31	.043	.014
CRABS	33	103	59.2	91.90	1.55	.039	.012
LOBSTERS	11	26	47.0	37.97	.81	.031	.010
LOBSTER TAILS	21	78	31.4	75.60	2.41	.021	.007
CLAMS	17	63	21.2	24.69	1.16	.014	.004
SCALLOPS	30	94	37.2	42.23	1.14	.024	.008
OTHER SHELLFISH	6	15	8.4	7.54	.90	.006	.002
FINFISH, FRH & FRZ							
HADDOCK	140	456	266.4	172.61	.65	.175	.056
FLOUNDER, SOLE	152	507	200.8	168.01	.84	.132	.042
HALIBUT	100	315	167.4	127.23	.76	.110	.035
OCEAN PERCH	161	495	293.9	162.85	.55	.193	.061
COD	166	627	269.4	169.48	.63	.177	.056
SALMON	39	107	65.1	66.37	1.02	.043	.014
RED SNAPPER	32	116	123.3	83.41	.68	.081	.026
CATFISH	46	124	83.7	64.87	.78	.055	.017
WHITING	30	101	177.5	40.44	.23	.117	.037
SWORDFISH	41	145	75.9	75.42	.99	.050	.016
POLLOCK	2	14	4.0	1.71	.43	.003	.001
OTHER FINFISH	214	692	387.8	176.86	.46	.255	.081
CANNED FISH							
SALMON, PINK	263	825	327.6	275.25	.84	.215	.068
SALMON, RED	183	546	219.6	234.96	1.07	.144	.046
OTHER SALMON	28	88	31.7	29.13	.92	.021	.007
TUNA, WHITE	354	1238	350.2	299.92	.86	.230	.073
TUNA, LIGHT	653	2370	694.6	539.37	.78	.456	.145
TUNA, OTHER	81	291	103.3	70.12	.68	.068	.022
SARDINES, DOMESTIC	112	334	99.6	112.52	1.13	.065	.021
SARDINES, IMPORTED	92	273	69.0	63.36	.92	.045	.014
SHRIMP	96	264	59.2	80.51	1.36	.039	.012
OYSTERS	72	201	73.7	77.70	1.05	.048	.015
OTHER CANNED	59	191	68.0	72.04	1.06	.045	.014

REPORTING PERIOD APRIL

	# OF MEALS
AWAY FROM HOME	
SHRIMP (ALL DISHES)	323
LOBSTER	88
CLAMS	63
CRABS	52
OYSTERS	50
PERCH (OCEAN & UNSPEC.)	59
HALIBUT	43
HADDOCK	45
TUNA	107
SEAFOOD PLATTER	149
FISH SANDWICH	111
FLOUNDER / SOLE	102
OTHER AWAY FROM HOME	879

	PURCHASES	MEMBERS	LBS	TOTAL VALUE	PRICE PER LB	LBS/HH	LBS/MEM
SPECIALTY ITEMS							
TUNA PIE	32	90	45.1	24.53	.54	.028	.009
CLAM CHOWDER	50	145	77.3	33.72	.44	.048	.016
OYSTER STEW	38	100	49.6	39.06	.79	.031	.010
TV DINNERS	125	397	194.8	171.58	.88	.120	.039
SMOKED FISH	24	73	18.8	20.50	1.09	.012	.004
OTHER SPECIALTIES	103	304	109.6	112.23	1.02	.068	.022
SHELLFISH, FRH & FRZ							
SHRIMP	217	725	416.5	509.27	1.22	.257	.084
OYSTERS	20	62	20.6	25.41	1.23	.013	.004
CRABS	46	137	62.6	85.21	1.36	.039	.013
LOBSTERS	23	73	125.0	103.20	.83	.077	.025
LOBSTER TAILS	22	62	30.0	49.27	1.64	.019	.006
CLAMS	25	75	28.7	20.83	.73	.018	.006
SCALLOPS	37	109	36.2	53.48	1.48	.022	.007
OTHER SHELLFISH	1	2	4.0	2.00	.50	.002	.001
FINFISH, FRH & FRZ							
HADDOCK	146	505	283.1	217.14	.77	.175	.057
FLOUNDER, SOLE	168	518	249.8	186.50	.75	.154	.050
HALIBUT	78	226	125.6	104.84	.83	.078	.025
OCEAN PERCH	131	397	216.0	132.21	.61	.133	.043
COD	141	457	213.9	138.57	.65	.132	.043
SALMON	49	147	74.7	73.69	.99	.046	.015
RED SNAPPER	23	64	48.8	39.90	.82	.030	.010
CATFISH	49	148	68.6	45.62	.67	.042	.014
WHITING	34	93	80.6	34.16	.42	.050	.016
SWORDFISH	45	162	85.4	73.28	.86	.053	.017
POLLOCK	2	9	3.8	2.14	.56	.002	.001
OTHER FINFISH	185	603	300.1	129.20	.43	.185	.060
CANNED FISH							
SALMON, PINK	277	805	363.9	307.65	.85	.225	.073
SALMON, RED	174	464	213.3	242.64	1.14	.132	.043
OTHER SALMON	26	73	22.7	30.28	1.33	.014	.005
TUNA, WHITE	344	1161	349.5	289.08	.83	.216	.070
TUNA, LIGHT	672	2404	758.1	570.27	.75	.468	.153
TUNA, OTHER	81	278	91.5	55.32	.60	.057	.018
SARDINES, DOMESTIC	107	315	102.4	55.21	.54	.063	.021
SARDINES, IMPORTED	96	300	68.6	61.87	.90	.042	.014
SHRIMP	83	241	64.5	81.80	1.27	.040	.013
OYSTERS	49	131	56.9	53.94	.95	.035	.011
OTHER CANNED	70	213	69.3	64.42	.93	.043	.014

4

REPORTING PERIOD MAY

	# OF MEALS
AWAY FROM HOME	
SHRIMP (ALL DISHES)	416
LOBSTER	110
CLAMS	86
CRABS	73
OYSTERS	30
PERCH (OCEAN & UNSPEC.)	62
HALIBUT	55
HADDOCK	66
TUNA	105
SEAFOOD PLATTER	109
FISH SANDWICH	159
FLOUNDER / SOLE	99
OTHER AWAY FROM HOME	744

	PURCHASES	MEMBERS	LBS	TOTAL VALUE	PRICE PER LB	LBS/HH	LBS/MEM
SPECIALTY ITEMS							
TUNA PIE	35	100	52.0	32.51	.63	.032	.010
CLAM CHOWDER	43	125	59.7	26.63	.45	.037	.012
OYSTER STEW	31	88	60.2	44.53	.74	.037	.012
TV DINNERS	104	293	168.5	138.40	.82	.104	.034
SMOKED FISH	36	91	38.1	41.25	1.08	.024	.008
OTHER SPECIALTIES	102	309	111.0	105.61	.95	.069	.022
SHELLFISH, FRH & FRZ							
SHRIMP	202	667	386.3	503.12	1.30	.239	.078
OYSTERS	8	26	5.0	8.34	1.67	.003	.001
CRABS	39	131	43.5	71.81	1.65	.027	.009
LOBSTERS	20	60	116.3	94.88	.82	.072	.023
LOBSTER TAILS	17	49	40.1	70.57	1.76	.025	.008
CLAMS	21	64	28.0	14.14	.51	.017	.006
SCALLOPS	33	97	29.3	46.92	1.60	.018	.006
OTHER SHELLFISH	2	5	.6	.69	1.15	.000	.000
FINFISH, FRH & FRZ							
HADDOCK	136	446	354.5	196.31	.55	.219	.071
FLOUNDER, SOLE	139	429	199.4	170.35	.85	.123	.040
HALIBUT	82	257	132.1	124.63	.94	.082	.027
OCEAN PERCH	122	370	189.2	119.85	.63	.117	.038
COD	119	390	165.6	105.86	.64	.102	.033
SALMON	39	114	63.0	66.98	1.06	.039	.013
RED SNAPPER	26	75	51.5	51.18	.99	.032	.010
CATFISH	51	144	110.3	91.60	.83	.068	.022
WHITING	25	72	68.0	25.71	.38	.042	.014
SWORDFISH	27	99	58.6	53.82	.92	.036	.012
POLLOCK	5	25	11.2	6.98	.62	.007	.002
OTHER FINFISH	173	581	193.0	114.17	.59	.119	.039
CANNED FISH							
SALMON, PINK	266	729	345.4	308.11	.89	.213	.070
SALMON, RED	189	527	237.2	259.84	1.10	.147	.048
OTHER SALMON	16	43	14.2	13.45	.95	.009	.003
TUNA, WHITE	357	1197	390.8	344.88	.88	.241	.079
TUNA, LIGHT	700	2363	739.2	582.83	.79	.457	.149
TUNA, OTHER	77	253	95.0	62.05	.65	.059	.019
SARDINES, DOMESTIC	108	286	110.8	61.62	.56	.068	.022
SARDINES, IMPORTED	90	241	67.8	64.96	.96	.042	.014
SHRIMP	94	276	70.5	101.97	1.45	.044	.014
OYSTERS	42	119	45.8	46.41	1.01	.028	.009
OTHER CANNED	64	209	54.0	61.79	1.14	.033	.011

5

REPORTING PERIOD JUNE

	* OF MEALS
AWAY FROM HOME	
SHRIMP (ALL DISHES)	401
LOBSTER	111
CLAMS	74
CRABS	68
OYSTERS	25
PERCH (OCEAN & UNSPEC.)	71
HALIBUT	36
HADDOCK	72
TUNA	88
SEAFOOD PLATTER	156
FISH SANDWICH	109
FLOUNDER / SOLE	75
OTHER AWAY FROM HOME	718

	PURCHASES MEMBERS		LBS	TOTAL VALUE	PRICE PER LB	LBS/HH	LBS/MEM
SPECIALTY ITEMS							
TUNA PIE	22	78	37.4	17.14	.46	.023	.008
CLAM CHOWDER	40	128	75.7	23.07	.30	.047	.015
OYSTER STEW	26	70	36.7	28.21	.77	.023	.007
TV DINNERS	86	252	135.5	105.73	.78	.084	.027
SMOKED FISH	33	103	44.1	41.67	.94	.027	.009
OTHER SPECIALTIES	75	256	78.7	71.99	.91	.049	.016
SHELLFISH, FRH & FRZ							
SHRIMP	199	645	356.2	490.39	1.38	.220	.072
OYSTERS	10	34	14.9	15.69	1.05	.009	.003
CRABS	49	170	81.3	61.35	.75	.050	.016
LOBSTERS	13	38	161.0	95.45	.59	.099	.032
LOBSTER TAILS	18	47	35.4	69.50	1.96	.022	.007
CLAMS	19	59	29.5	11.02	.37	.018	.006
SCALLOPS	28	101	32.3	40.05	1.24	.020	.007
OTHER SHELLFISH	1	2	.0	.00	.00	.000	.000
FINFISH, FRH & FRZ							
HADDOCK	100	309	184.3	125.44	.68	.114	.037
FLOUNDER, SOLE	135	420	226.3	178.94	.79	.140	.046
HALIBUT	52	168	90.1	81.03	.90	.056	.018
OCEAN PERCH	111	362	179.6	104.45	.58	.111	.036
COD	126	433	215.5	125.43	.58	.133	.043
SALMON	50	142	101.3	91.26	.90	.063	.020
RED SNAPPER	27	87	82.5	47.15	.57	.051	.017
CATFISH	45	144	129.7	76.31	.59	.080	.026
WHITING	19	58	37.9	15.82	.42	.023	.008
SWORDFISH	26	98	74.4	68.08	.92	.046	.015
POLLOCK	4	22	10.5	6.09	.58	.006	.002
OTHER FINFISH	145	467	227.2	103.35	.45	.140	.046
CANNED FISH							
SALMON, PINK	239	712	341.5	304.85	.89	.211	.069
SALMON, RED	156	414	176.5	198.84	1.13	.109	.036
OTHER SALMON	23	82	22.4	17.80	.79	.014	.005
TUNA, WHITE	342	1135	375.2	331.48	.88	.232	.076
TUNA, LIGHT	641	2186	705.5	547.17	.78	.436	.142
TUNA, OTHER	112	394	133.9	88.93	.66	.083	.027
SARDINES, DOMESTIC	102	309	90.7	62.41	.69	.056	.018
SARDINES, IMPORTED	85	241	61.4	62.49	1.02	.038	.012
SHRIMP	93	277	65.2	91.62	1.41	.040	.013
OYSTERS	41	119	43.0	48.06	1.12	.027	.009
OTHER CANNED	68	213	69.6	60.03	.86	.043	.014

	# OF MEALS
AWAY FROM HOME	
SHRIMP (ALL DISHES)	401
LOBSTER	113
CLAMS	99
CRABS	89
OYSTERS	27
PERCH (OCEAN & UNSPEC.)	77
HALIBUT	46
HADDOCK	68
TUNA	92
SEAFOOD PLATTER	132
FISH SANDWICH	149
FLOUNDER / SOLE	110
OTHER AWAY FROM HOME	641

1582 HH 4783 MEM 7

REPORTING PERIOD AUGUST

	PURCHASES	MEMBERS	LBS	TOTAL VALUE	PRICE PER LB	LBS/HH	LBS/MEM
SPECIALTY ITEMS							
TUNA PIE	24	68	40.0	20.22	.51	.025	.008
CLAM CHOWDER	35	104	75.7	29.65	.39	.048	.016
OYSTER STEW	22	61	38.2	29.84	.78	.024	.008
TV DINNERS	81	254	131.2	109.07	.83	.083	.027
SMOKED FISH	34	103	35.7	42.58	1.19	.023	.007
OTHER SPECIALTIES	88	286	106.1	100.96	.95	.067	.022
SHELLFISH, FRH & FRZ							
SHRIMP	186	593	363.5	479.16	1.32	.230	.076
OYSTERS	13	38	8.1	11.14	1.38	.005	.002
CRABS	49	153	55.6	92.87	1.67	.035	.012
LOBSTERS	13	41	32.0	60.38	1.89	.020	.007
LOBSTER TAILS	19	46	54.2	95.97	1.77	.034	.011
CLAMS	10	35	7.9	5.57	.71	.005	.002
SCALLOPS	32	98	33.7	47.11	1.40	.021	.007
OTHER SHELLFISH	3	12	8.0	3.14	.39	.005	.002
FINFISH, FRH & FRZ							
HADDOCK	98	300	168.0	126.52	.75	.106	.035
FLOUNDER, SOLE	122	362	168.8	142.29	.84	.107	.035
HALIBUT	54	161	94.2	83.13	.88	.060	.020
OCEAN PERCH	130	433	239.3	134.99	.56	.151	.050
COD	132	441	183.3	122.59	.67	.116	.038
SALMON	44	127	65.1	62.91	.97	.041	.014
RED SNAPPER	25	61	64.2	69.67	1.09	.041	.013
CATFISH	56	164	137.8	93.09	.68	.087	.029
WHITING	26	94	86.1	23.60	.27	.054	.018
SWORDFISH	23	74	61.1	67.61	1.11	.039	.013
POLLOCK			.0	.00	.00	.000	.000
OTHER FINFISH	166	561	293.6	129.34	.44	.186	.061
CANNED FISH							
SALMON, PINK	243	696	332.0	293.31	.88	.210	.069
SALMON, RED	166	424	199.4	239.72	1.20	.126	.042
OTHER SALMON	17	56	15.7	11.66	.74	.010	.003
TUNA, WHITE	391	1303	409.7	354.22	.86	.259	.086
TUNA, LIGHT	672	2320	748.2	578.32	.77	.473	.156
TUNA, OTHER	75	226	98.8	66.56	.67	.062	.021
SARDINES, DOMESTIC	119	356	133.3	77.45	.58	.084	.028
SARDINES, IMPORTED	84	241	63.5	58.99	.93	.040	.013
SHRIMP	84	234	55.1	79.88	1.45	.035	.012
OYSTERS	38	118	24.5	27.92	1.14	.015	.005
OTHER CANNED	64	197	47.5	59.39	1.25	.030	.010

7

REPORTING PERIOD AUGUST

	# OF MEALS
AWAY FROM HOME	
SHRIMP (ALL DISHES)	427
LOBSTER	129
CLAMS	97
CRABS	72
OYSTERS	33
PERCH (OCEAN & UNSPEC.)	90
HALIBUT	73
HADDOCK	66
TUNA	74
SEAFOOD PLATTER	160
FISH SANDWICH	129
FLOUNDER / SOLE	119
OTHER AWAY FROM HOME	725

	PURCHASES	MEMBERS	LBS	TOTAL VALUE	PRICE PER LB	LBS/HH	LBS/MEM
SPECIALTY ITEMS							
TUNA PIE	28	105	50.4	27.21	.54	.032	.011
CLAM CHOWDER	35	112	60.8	26.04	.43	.038	.013
OYSTER STEW	34	106	39.8	26.76	.67	.025	.008
TV DINNERS	113	333	157.8	140.33	.89	.100	.033
SMOKED FISH	36	103	35.9	44.48	1.24	.023	.008
OTHER SPECIALTIES	93	289	123.9	110.04	.89	.078	.026
SHELLFISH, FRH & FRZ							
SHRIMP	195	646	371.6	513.64	1.38	.235	.078
OYSTERS	18	50	16.2	24.31	1.50	.010	.003
CRABS	43	140	50.1	75.95	1.52	.032	.010
LOBSTERS	12	30	95.4	60.93	.64	.060	.020
LOBSTER TAILS	15	43	41.3	73.81	1.79	.026	.009
CLAMS	13	40	56.2	15.50	.28	.036	.012
SCALLOPS	27	82	30.4	41.87	1.38	.019	.006
OTHER SHELLFISH			.0	.00	.00	.000	.000
FINFISH, FRH & FRZ							
HADDOCK	121	386	220.8	168.83	.76	.140	.046
FLOUNDER, SOLE	134	408	229.4	179.10	.78	.145	.048
HALIBUT	53	168	99.4	86.21	.87	.063	.021
OCEAN PERCH	121	392	179.6	119.20	.66	.114	.038
COD	146	507	252.5	153.42	.61	.160	.053
SALMON	34	89	54.3	74.22	1.37	.034	.011
RED SNAPPER	18	52	54.2	51.60	.95	.034	.011
CATFISH	41	126	98.6	82.10	.83	.062	.021
WHITING	21	70	61.4	26.86	.44	.039	.013
SWORDFISH	46	154	104.1	91.67	.88	.066	.022
POLLOCK			.0	.00	.00	.000	.000
OTHER FINFISH	166	530	247.9	136.29	.55	.157	.052
CANNED FISH							
SALMON, PINK	246	724	322.2	287.62	.89	.204	.067
SALMON, RED	167	447	177.9	214.20	1.20	.112	.037
OTHER SALMON	18	37	17.0	17.70	1.04	.011	.004
TUNA, WHITE	325	1115	354.1	308.84	.87	.224	.074
TUNA, LIGHT	608	2092	643.9	496.85	.77	.407	.135
TUNA, OTHER	72	235	73.4	49.70	.68	.046	.015
SARDINES, DOMESTIC	114	336	102.1	60.22	.59	.065	.021
SARDINES, IMPORTED	81	230	70.9	61.86	.87	.045	.015
SHRIMP	76	211	45.0	70.33	1.56	.028	.009
OYSTERS	56	144	63.2	73.03	1.16	.040	.013
OTHER CANNED	50	185	49.3	47.34	.96	.031	.010

8

REPORTING PERIOD SEPTEMBER

	# OF MEALS
AWAY FROM HOME	
SHRIMP (ALL DISHES)	315
LOBSTER	123
CLAMS	62
CRABS	58
OYSTERS	38
PERCH (OCEAN & UNSPEC.)	59
HALIBUT	44
HADDOCK	34
TUNA	63
SEAFOOD PLATTER	170
FISH SANDWICH	132
FLOUNDER / SOLE	74
OTHER AWAY FROM HOME	749

	PURCHASES	MEMBERS	LBS	TOTAL VALUE	PRICE PER LB	LBS/HH	LBS/MEM
SPECIALTY ITEMS							
TUNA PIE	32	104	51.2	23.36	.46	.032	.011
CLAM CHOWDER	40	120	65.7	25.17	.38	.042	.014
OYSTER STEW	47	136	72.3	45.33	.63	.046	.015
TV DINNERS	105	317	166.8	150.84	.90	.105	.035
SMOKED FISH	40	126	53.0	60.34	1.14	.034	.011
OTHER SPECIALTIES	86	256	89.0	78.84	.89	.056	.019
SHELLFISH, FRH & FRZ							
SHRIMP	180	593	325.2	439.74	1.35	.206	.068
OYSTERS	69	207	81.0	200.06	2.47	.051	.017
CRABS	34	117	62.6	97.02	1.55	.040	.013
LOBSTERS	7	21	54.7	45.80	.84	.035	.011
LOBSTER TAILS	23	70	51.1	76.49	1.50	.032	.011
CLAMS	18	63	32.3	16.05	.50	.020	.007
SCALLOPS	28	86	27.5	38.22	1.39	.017	.006
OTHER SHELLFISH	1	2	.5	.98	1.96	.000	.000
FINFISH, FRH & FRZ							
HADDOCK	122	390	217.0	177.66	.82	.137	.045
FLOUNDER, SOLE	138	437	201.3	171.86	.85	.127	.042
HALIBUT	60	200	109.7	94.74	.86	.069	.023
OCEAN PERCH	145	470	277.4	153.35	.55	.175	.058
COD	146	478	236.3	149.21	.63	.149	.049
SALMON	27	78	49.2	46.38	.94	.031	.010
RED SNAPPER	20	63	54.8	63.93	1.17	.035	.011
CATFISH	34	87	86.4	59.45	.69	.055	.018
WHITING	15	54	43.9	17.48	.40	.028	.009
SWORDFISH	38	121	61.4	62.89	1.02	.039	.013
POLLOCK	4	15	7.9	4.05	.51	.005	.002
OTHER FINFISH	139	456	212.7	152.49	.72	.134	.044
CANNED FISH							
SALMON, PINK	222	634	301.3	271.68	.90	.190	.063
SALMON, RED	160	475	185.6	205.92	1.11	.117	.039
OTHER SALMON	21	62	26.1	34.09	1.31	.016	.005
TUNA, WHITE	356	1225	400.4	350.97	.88	.253	.084
TUNA, LIGHT	558	1973	630.9	518.39	.82	.399	.132
TUNA, OTHER	76	269	77.4	57.71	.75	.049	.016
SARDINES, DOMESTIC	91	259	81.8	53.40	.65	.052	.017
SARDINES, IMPORTED	82	243	62.4	61.84	.99	.039	.013
SHRIMP	77	223	43.4	65.88	1.52	.027	.009
OYSTERS	57	153	65.4	71.16	1.09	.041	.014
OTHER CANNED	49	157	42.0	40.27	.96	.027	.009

REPORTING PERIOD OCTOBER

	# OF MEALS
AWAY FROM HOME	
SHRIMP (ALL DISHES)	337
LOBSTER	91
CLAMS	49
CRABS	62
OYSTERS	47
PERCH (OCEAN & UNSPEC.)	61
HALIBUT	43
HADDOCK	70
TUNA	63
SEAFOOD PLATTER	151
FISH SANDWICH	138
FLOUNDER / SOLE	80
OTHER AWAY FROM HOME	723

	PURCHASES	MEMBERS	LBS	TCTAL VALUE	PRICE PER LB	LBS/HH	LBS/MEM
SPECIALTY ITEMS							
TUNA PIE	35	115	61.8	34.16	.55	.038	.012
CLAM CHOWDER	35	112	65.0	24.86	.38	.040	.013
OYSTER STEW	26	67	27.5	22.75	.83	.017	.006
TV DINNERS	86	255	144.0	125.75	.87	.089	.029
SMOKED FISH	28	84	40.8	53.96	1.32	.025	.008
OTHER SPECIALTIES	120	369	138.0	123.60	.90	.085	.028
SHELLFISH, FRH & FRZ							
SHRIMP	171	552	299.5	453.50	1.51	.185	.060
OYSTERS	122	357	158.2	212.72	1.34	.098	.032
CRABS	38	104	42.3	78.87	1.86	.026	.008
LOBSTERS	13	41	60.7	64.48	1.06	.037	.012
LOBSTER TAILS	28	97	51.2	104.41	2.04	.032	.010
CLAMS	14	38	23.9	14.88	.62	.015	.005
SCALLOPS	20	60	21.9	33.97	1.55	.014	.004
OTHER SHELLFISH	2	4	1.6	3.02	1.89	.001	.000
FINFISH, FRH & FRZ							
HADDOCK	102	321	160.4	130.97	.82	.099	.032
FLOUNDER, SOLE	122	377	199.5	155.21	.78	.123	.040
HALIBUT	53	162	98.7	95.44	.97	.061	.020
OCEAN PERCH	119	396	237.7	145.90	.61	.147	.048
COD	131	440	206.6	125.34	.61	.127	.041
SALMON	22	66	50.8	47.25	.93	.031	.010
RED SNAPPER	17	62	55.3	54.77	.99	.034	.011
CATFISH	27	80	93.5	69.30	.74	.058	.019
WHITING	27	75	61.0	45.35	.74	.038	.012
SWORDFISH	24	83	40.9	44.25	1.08	.025	.008
POLLOCK	5	13	6.0	3.56	.59	.004	.001
OTHER FINFISH	110	369	237.2	138.58	.58	.146	.047
CANNED FISH							
SALMON, PINK	243	722	345.3	298.88	.87	.213	.069
SALMON, RED	140	403	161.2	200.15	1.24	.099	.032
OTHER SALMON	8	22	6.5	7.31	1.12	.004	.001
TUNA, WHITE	318	1073	331.5	289.64	.87	.205	.066
TUNA, LIGHT	552	1909	627.8	496.79	.79	.387	.126
TUNA, OTHER	67	257	85.4	55.07	.64	.053	.017
SARDINES, DOMESTIC	108	329	97.4	64.27	.66	.060	.019
SARDINES, IMPORTED	94	281	67.5	66.67	.99	.042	.014
SHRIMP	72	199	43.5	71.77	1.65	.027	.009
OYSTERS	85	251	88.9	103.01	1.16	.055	.018
OTHER CANNED	63	205	74.6	110.43	1.48	.046	.015

0

REPORTING PERIOD NOVEMBER

	# OF MEALS
AWAY FROM HOME	
SHRIMP (ALL DISHES)	275
LOBSTER	75
CLAMS	67
CRABS	39
OYSTERS	35
PERCH (OCEAN & UNSPEC.)	74
HALIBUT	47
HADDOCK	55
TUNA	71
SEAFOOD PLATTER	97
FISH SANDWICH	117
FLOUNDER / SOLE	93
OTHER AWAY FROM HCME	708

	PURCHASES	MEMBERS	LBS	TOTAL VALUE	PRICE PER LB	LBS/HH	LBS/MEM
SPECIALTY ITEMS							
TUNA PIE	31	91	45.8	27.14	.59	.028	.009
CLAM CHOWDER	54	165	80.7	33.31	.41	.050	.016
OYSTER STEW	46	131	56.8	45.15	.79	.035	.011
TV DINNERS	78	231	128.8	110.64	.86	.079	.026
SMOKED FISH	45	143	45.2	86.53	1.91	.028	.009
OTHER SPECIALTIES	162	507	212.8	193.22	.91	.131	.043
SHELLFISH, FRH & FRZ							
SHRIMP	216	696	455.7	658.05	1.44	.281	.091
OYSTERS	135	383	193.6	288.67	1.49	.119	.039
CRABS	40	121	62.5	75.91	1.21	.039	.013
LOBSTERS	13	39	90.3	96.86	1.07	.056	.018
LOBSTER TAILS	27	94	57.6	127.90	2.22	.036	.012
CLAMS	23	67	24.1	17.49	.73	.015	.005
SCALLOPS	27	81	29.5	45.61	1.55	.018	.006
OTHER SHELLFISH	2	5	2.0	2.47	1.24	.001	.000
FINFISH, FRH & FRZ							
HADDOCK	104	321	193.0	143.35	.74	.119	.039
FLOUNDER, SOLE	126	389	190.0	180.80	.95	.117	.038
HALIBUT	42	147	93.3	73.84	.79	.058	.019
OCEAN PERCH	115	358	168.0	106.71	.64	.104	.034
COD	125	443	190.9	124.55	.65	.118	.038
SALMON	27	69	61.6	65.90	1.07	.038	.012
RED SNAPPER	20	71	67.0	57.95	.86	.041	.013
CATFISH	28	85	105.0	70.95	.68	.065	.021
WHITING	16	46	43.2	14.60	.34	.027	.009
SWORDFISH	27	95	47.5	51.58	1.09	.029	.010
POLLOCK	5	19	9.2	4.51	.49	.006	.002
OTHER FINFISH	90	270	186.2	123.93	.67	.115	.037
CANNED FISH							
SALMON, PINK	229	684	329.5	301.30	.91	.203	.066
SALMON, RED	140	392	183.1	225.05	1.23	.113	.037
OTHER SALMON	17	48	18.7	36.20	1.94	.012	.004
TUNA, WHITE	315	1066	351.6	329.72	.94	.217	.070
TUNA, LIGHT	526	1840	603.8	476.15	.79	.372	.121
TUNA, OTHER	53	183	64.4	46.57	.72	.040	.013
SARDINES, DOMESTIC	94	287	82.0	68.16	.83	.051	.016
SARDINES, IMPORTED	97	287	85.5	89.85	1.05	.053	.017
SHRIMP	95	306	70.5	103.75	1.47	.043	.014
OYSTERS	121	376	123.9	191.66	1.55	.076	.025
OTHER CANNED	73	255	72.7	73.92	1.02	.045	.015

REPORTING PERIOD DECEMBER

	* OF MEALS
AWAY FROM HOME	
SHRIMP (ALL DISHES)	319
LOBSTER	91
CLAMS	50
CRABS	46
OYSTERS	54
PERCH (OCEAN & UNSPEC.)	61
HALIBUT	46
HADDOCK	56
TUNA	63
SEAFOOD PLATTER	118
FISH SANDWICH	135
FLOUNDER / SOLE	74
OTHER AWAY FROM HOME	628

1621 HH 4999 MEM +

REPORTING PERIOD JANUARY

	PURCHASES	MEMBERS	LBS	TOTAL VALUE	PRICE PER LB	LBS/HH	LBS/MEM
SPECIALTY ITEMS							
TUNA PIE	29	82	58.3	36.81	.63	.036	.012
CLAM CHOWDER	58	168	96.2	36.28	.38	.059	.019
OYSTER STEW	60	184	69.4	51.77	.75	.043	.014
TV DINNERS	98	314	194.8	158.38	.81	.120	.039
SMOKED FISH	38	127	33.5	61.61	1.84	.021	.007
OTHER SPECIALTIES	124	396	158.5	134.93	.85	.098	.032
SHELLFISH, FRH & FRZ							
SHRIMP	199	697	354.5	530.73	1.50	.219	.071
OYSTERS	106	307	141.0	189.91	1.35	.087	.028
CRABS	47	136	88.6	60.85	.69	.055	.018
LOBSTERS	5	11	10.7	27.25	2.55	.007	.002
LOBSTER TAILS	39	129	61.4	112.84	1.84	.038	.012
CLAMS	23	62	26.8	20.76	.77	.017	.005
SCALLOPS	29	81	40.3	51.67	1.28	.025	.008
OTHER SHELLFISH	1	3	.0	.00	.00	.000	.000
FINFISH, FRH & FRZ							
HADDOCK	118	390	185.8	159.63	.86	.115	.037
FLOUNDER, SOLE	141	427	205.3	194.99	.95	.127	.041
HALIBUT	56	180	117.5	101.71	.87	.072	.024
OCEAN PERCH	153	506	291.7	168.10	.58	.180	.058
COD	173	577	253.2	166.25	.66	.156	.051
SALMON	26	79	69.7	88.58	1.27	.043	.014
RED SNAPPER	17	43	48.8	52.62	1.08	.030	.010
CATFISH	30	96	108.6	77.26	.71	.067	.022
WHITING	28	91	80.2	35.24	.44	.049	.016
SWORDFISH	28	85	50.8	48.33	.95	.031	.010
POLLOCK	2	11	6.5	2.93	.45	.004	.001
OTHER FINFISH	132	445	233.9	145.93	.62	.144	.047
CANNED FISH							
SALMON, PINK	292	898	431.1	395.81	.92	.266	.086
SALMON, RED	172	468	206.4	246.74	1.20	.127	.041
OTHER SALMON	18	58	17.1	18.22	1.07	.011	.003
TUNA, WHITE	398	1350	405.4	370.05	.91	.250	.081
TUNA, LIGHT	635	2244	738.3	593.02	.80	.455	.148
TUNA, OTHER	60	209	83.3	62.96	.76	.051	.017
SARDINES, DOMESTIC	122	352	122.2	113.08	.93	.075	.024
SARDINES, IMPORTED	99	307	75.5	80.64	1.07	.047	.015
SHRIMP	80	218	55.1	79.21	1.44	.034	.011
OYSTERS	74	192	92.3	115.61	1.25	.057	.018
OTHER CANNED	51	166	43.2	35.78	.83	.027	.009

+

REPORTING PERIOD JANUARY

	* OF MEALS
AWAY FROM HOME	
SHRIMP (ALL DISHES)	327
LOBSTER	101
CLAMS	70
CRABS	42
OYSTERS	47
PERCH (OCEAN & UNSPEC.)	49
HALIBUT	34
HADDOCK	51
TUNA	72
SEAFOOD PLATTER	127
FISH SANDWICH	125
FLOUNDER / SOLE	82
OTHER AWAY FROM HOME	666

	PURCHASES MEMBERS		LBS	TOTAL VALUE	PRICE PER LB	LBS/HH	LBS/MEM
SPECIALTY ITEMS							
TUNA PIE	141	500	214.7	110.03	.51	.141	.045
CLAM CHOWDER	287	920	492.7	190.12	.39	.324	.103
OYSTER STEW	163	530	220.8	168.18	.76	.145	.046
TV DINNERS	490	1523	771.9	591.16	.77	.507	.161
SMOKED FISH	136	446	188.5	162.05	.86	.124	.039
OTHER SPECIALTIES	447	1432	547.5	443.38	.81	.360	.114
SHELLFISH, FRH & FRZ							
SHRIMP	810	2766	1369.7	1680.92	1.23	.900	.285
OYSTERS	260	761	352.0	435.31	1.24	.231	.073
CRABS	150	468	222.7	266.24	1.20	.146	.046
LOBSTERS	29	83	88.6	99.88	1.13	.058	.018
LOBSTER TAILS	78	263	233.7	266.57	1.14	.154	.049
CLAMS	70	229	110.3	84.19	.76	.072	.023
SCALLOPS	117	377	136.7	166.08	1.21	.090	.028
OTHER SHELLFISH	19	56	20.0	18.81	.94	.013	.004
FINFISH, FRH & FRZ							
HADDOCK	502	1691	934.4	616.22	.66	.614	.195
FLOUNDER, SOLE	549	1819	800.3	610.50	.76	.526	.167
HALIBUT	351	1064	567.5	412.61	.73	.373	.118
OCEAN PERCH	565	1814	1068.9	528.03	.49	.702	.223
COD	551	2025	826.3	515.97	.62	.543	.172
SALMON	140	427	244.2	220.48	.90	.160	.051
RED SNAPPER	108	378	297.0	209.62	.71	.195	.062
CATFISH	146	421	300.7	205.54	.68	.198	.063
WHITING	99	339	369.4	110.77	.30	.243	.077
SWORDFISH	119	419	234.8	207.30	.88	.154	.049
POLLOCK	10	39	17.3	13.68	.79	.011	.004
OTHER FINFISH	589	1875	1155.3	525.80	.46	.759	.241
CANNED FISH							
SALMON, PINK	921	2784	1195.5	984.55	.82	.785	.249
SALMON, RED	670	1910	786.6	848.82	1.08	.517	.164
OTHER SALMON	96	300	95.8	89.09	.93	.063	.020
TUNA, WHITE	1115	3782	1087.6	941.87	.87	.715	.227
TUNA, LIGHT	2252	7934	2347.7	1799.66	.77	1.543	.489
TUNA, OTHER	246	872	297.6	202.33	.68	.196	.062
SARDINES, DOMESTIC	408	1222	320.4	267.34	.83	.211	.067
SARDINES, IMPORTED	361	1060	256.0	237.24	.93	.168	.053
SHRIMP	345	1006	222.9	322.85	1.45	.146	.046
OYSTERS	293	809	283.8	302.97	1.07	.186	.059
OTHER CANNED	244	719	260.4	236.04	.91	.171	.054

1

ALL HOUSEHOLDS 1ST QUARTER

	# OF MEALS
AWAY FROM HOME	
SHRIMP (ALL DISHES)	1082
LOBSTER	280
CLAMS	214
CRABS	192
OYSTERS	165
PERCH (OCEAN & UNSPEC.)	162
HALIBUT	150
HADDOCK	162
TUNA	333
SEAFOOD PLATTER	407
FISH SANDWICH	361
FLOUNDER / SOLE	266
OTHER AWAY FROM HOME	2531

1619 HH 4966 MEM 2

ALL HOUSEHOLDS 2ND QUARTER

	PURCHASES	MEMBERS	LBS	TOTAL VALUE	PRICE PER LB	LBS/HH	LBS/MEM
SPECIALTY ITEMS							
TUNA PIE	89	268	134.5	74.18	.55	.083	.027
CLAM CHOWDER	133	398	212.7	83.42	.39	.131	.043
OYSTER STEW	95	258	146.5	111.80	.76	.090	.030
TV DINNERS	315	942	498.8	415.71	.83	.308	.100
SMOKED FISH	93	267	101.0	103.42	1.02	.062	.020
OTHER SPECIALTIES	280	869	299.3	289.83	.97	.185	.060
SHELLFISH, FRH & FRZ							
SHRIMP	618	2037	1159.0	1502.78	1.30	.716	.233
OYSTERS	38	122	40.5	49.44	1.22	.025	.008
CRABS	134	438	187.4	218.37	1.17	.116	.038
LOBSTERS	56	171	402.3	293.53	.73	.248	.081
LOBSTER TAILS	57	158	105.5	189.34	1.79	.065	.021
CLAMS	65	198	86.2	45.99	.53	.053	.017
SCALLOPS	98	307	97.8	140.45	1.44	.060	.020
OTHER SHELLFISH	4	9	4.6	2.69	.58	.003	.001
FINFISH, FRH & FRZ							
HADDOCK	382	1260	821.9	538.89	.66	.508	.166
FLOUNDER, SOLE	442	1367	675.5	535.79	.79	.417	.136
HALIBUT	212	651	347.8	310.50	.89	.215	.070
OCEAN PERCH	364	1129	584.8	356.51	.61	.361	.118
COD	386	1280	595.0	369.86	.62	.368	.120
SALMON	138	403	239.0	231.93	.97	.148	.048
RED SNAPPER	76	226	182.8	138.23	.76	.113	.037
CATFISH	145	436	308.6	213.53	.69	.191	.062
WHITING	78	223	186.5	75.69	.41	.115	.038
SWORDFISH	98	359	218.4	195.18	.89	.135	.044
POLLOCK	11	56	25.5	15.21	.60	.016	.005
OTHER FINFISH	503	1651	720.3	346.72	.48	.445	.145
CANNED FISH							
SALMON, PINK	782	2246	1050.8	920.61	.88	.649	.212
SALMON, RED	519	1405	627.0	701.32	1.12	.387	.126
OTHER SALMON	65	198	59.3	61.53	1.04	.037	.012
TUNA, WHITE	1043	3493	1115.5	965.44	.87	.689	.225
TUNA, LIGHT	2013	6953	2202.8	1700.27	.77	1.361	.444
TUNA, OTHER	270	925	320.4	206.30	.64	.198	.065
SARDINES, DOMESTIC	317	910	303.9	179.24	.59	.188	.061
SARDINES, IMPORTED	271	782	197.8	189.32	.96	.122	.040
SHRIMP	270	794	200.2	275.39	1.38	.124	.040
OYSTERS	132	369	145.7	148.41	1.02	.090	.029
OTHER CANNED	202	635	192.9	186.24	.97	.119	.039

2

ALL HOUSEHOLDS 2ND QUARTER

	# OF MEALS
AWAY FROM HOME	
SHRIMP (ALL DISHES)	1218
LOBSTER	334
CLAMS	259
CRABS	230
OYSTERS	82
PERCH (OCEAN & UNSPEC.)	210
HALIBUT	137
HADDOCK	206
TUNA	285
SEAFOOD PLATTER	397
FISH SANDWICH	417
FLOUNDER / SOLE	284
OTHER AWAY FROM HOME	2103

	PURCHASES MEMBERS		LBS	TOTAL VALUE	PRICE PER LB	LBS/HH	LBS/MEM
SPECIALTY ITEMS							
TUNA PIE	84	277	141.6	70.79	.50	.090	.030
CLAM CHOWDER	110	336	202.2	80.86	.40	.128	.042
OYSTER STEW	103	303	150.3	101.93	.68	.095	.031
TV DINNERS	299	904	455.8	400.24	.88	.288	.095
SMOKED FISH	110	332	124.6	147.40	1.18	.079	.026
OTHER SPECIALTIES	267	831	319.0	289.84	.91	.202	.067
SHELLFISH, FRH & FRZ							
SHRIMP	561	1832	1060.3	1432.54	1.35	.670	.222
OYSTERS	100	295	105.3	235.51	2.24	.067	.022
CRABS	126	410	168.3	265.84	1.58	.106	.035
LOBSTERS	32	92	182.1	167.11	.92	.115	.038
LOBSTER TAILS	57	159	146.6	246.27	1.68	.093	.031
CLAMS	41	138	96.4	37.12	.39	.061	.020
SCALLOPS	87	266	91.6	127.20	1.39	.058	.019
OTHER SHELLFISH	4	14	8.5	4.12	.48	.005	.002
FINFISH, FRH & FRZ							
HADDOCK	341	1076	605.8	473.01	.78	.383	.127
FLOUNDER, SOLE	394	1207	599.5	493.25	.82	.379	.125
HALIBUT	167	529	303.3	264.08	.87	.192	.063
OCEAN PERCH	396	1295	696.3	407.54	.59	.440	.146
COD	424	1426	672.1	425.22	.63	.425	.141
SALMON	105	294	168.6	183.51	1.09	.107	.035
RED SNAPPER	63	176	173.2	185.20	1.07	.109	.036
CATFISH	131	377	322.8	234.64	.73	.204	.067
WHITING	62	218	191.4	67.94	.35	.121	.040
SWORDFISH	107	349	226.6	222.17	.98	.143	.047
POLLOCK	4	15	7.9	4.05	.51	.005	.002
OTHER FINFISH	471	1547	754.2	418.12	.55	.477	.158
CANNED FISH							
SALMON, PINK	711	2054	955.5	852.61	.89	.604	.200
SALMON, RED	493	1346	562.9	659.84	1.17	.356	.118
OTHER SALMON	56	155	58.8	63.45	1.08	.037	.012
TUNA, WHITE	1072	3643	1164.2	1014.03	.87	.736	.243
TUNA, LIGHT	1838	6385	2023.0	1593.56	.79	1.279	.423
TUNA, OTHER	223	730	249.6	173.97	.70	.158	.052
SARDINES, DOMESTIC	324	951	317.2	191.07	.60	.201	.066
SARDINES, IMPORTED	247	714	196.8	182.69	.93	.124	.041
SHRIMP	237	668	143.5	216.09	1.51	.091	.030
OYSTERS	151	415	153.1	172.11	1.12	.097	.032
OTHER CANNED	163	539	138.8	147.00	1.06	.088	.029

3

ALL HOUSEHOLDS 3RD QUARTER

	# OF MEALS
AWAY FROM HOME	
SHRIMP (ALL DISHES)	1079
LOBSTER	343
CLAMS	208
CRABS	192
OYSTERS	118
PERCH (OCEAN & UNSPEC.)	210
HALIBUT	160
HADDOCK	170
TUNA	200
SEAFOOD PLATTER	481
FISH SANDWICH	399
FLOUNDER / SOLE	273
OTHER AWAY FROM HOME	2197

	PURCHASES MEMBERS		LBS	TOTAL VALUE	PRICE PER LB	LBS/HH	LBS/MEM
SPECIALTY ITEMS							
TUNA PIE	95	288	165.9	98.11	.59	.102	.033
CLAM CHOWDER	147	445	241.9	94.45	.39	.149	.048
OYSTER STEW	133	386	154.3	120.12	.78	.095	.031
TV DINNERS	262	800	467.6	394.77	.84	.288	.094
SMOKED FISH	111	354	119.5	202.10	1.69	.074	.024
OTHER SPECIALTIES	406	1272	509.3	451.75	.89	.314	.102
SHELLFISH, FRH & FRZ							
SHRIMP	586	1945	1109.7	1642.28	1.48	.685	.222
OYSTERS	363	1047	492.8	691.30	1.40	.304	.099
CRABS	125	361	193.4	215.63	1.11	.119	.039
LOBSTERS	31	91	161.7	188.59	1.17	.100	.032
LOBSTER TAILS	94	320	170.2	345.15	2.03	.105	.034
CLAMS	60	167	74.8	53.13	.71	.046	.015
SCALLOPS	76	222	91.7	131.25	1.43	.057	.018
OTHER SHELLFISH	5	12	3.6	5.49	1.53	.002	.001
FINFISH, FRH & FRZ							
HADDOCK	324	1032	539.2	433.95	.80	.333	.108
FLOUNDER, SOLE	389	1193	594.8	531.00	.89	.367	.119
HALIBUT	151	489	309.5	270.99	.88	.191	.062
OCEAN PERCH	387	1260	697.4	420.71	.60	.430	.140
COD	429	1460	650.7	416.14	.64	.401	.130
SALMON	75	214	182.1	201.73	1.11	.112	.036
RED SNAPPER	54	176	171.1	165.34	.97	.106	.034
CATFISH	85	261	307.1	217.51	.71	.189	.061
WHITING	71	212	184.4	95.19	.52	.114	.037
SWORDFISH	79	263	139.2	144.16	1.04	.086	.028
POLLOCK	12	43	21.7	11.00	.51	.013	.004
OTHER FINFISH	332	1084	657.3	408.44	.62	.405	.131
CANNED FISH							
SALMON, PINK	764	2304	1105.9	995.99	.90	.682	.221
SALMON, RED	452	1263	550.7	671.94	1.22	.340	.110
OTHER SALMON	43	128	42.3	61.73	1.46	.026	.008
TUNA, WHITE	1031	3489	1088.5	989.41	.91	.671	.218
TUNA, LIGHT	1713	5993	1969.9	1565.96	.79	1.215	.394
TUNA, OTHER	180	649	233.1	164.60	.71	.144	.047
SARDINES, DOMESTIC	324	968	301.6	245.51	.81	.186	.060
SARDINES, IMPORTED	290	875	228.5	237.16	1.04	.141	.046
SHRIMP	247	723	169.1	254.73	1.51	.104	.034
OYSTERS	280	819	305.1	410.28	1.34	.188	.061
OTHER CANNED	187	626	190.5	220.13	1.16	.118	.038

4

ALL HOUSEHOLDS 4TH QUARTER

	# OF MEALS
AWAY FROM HOME	
SHRIMP (ALL DISHES)	921
LOBSTER	267
CLAMS	187
CRABS	127
OYSTERS	136
PERCH (OCEAN & UNSPEC.)	184
HALIBUT	127
HADDOCK	162
TUNA	206
SEAFOOD PLATTER	342
FISH SANDWICH	377
FLOUNDER / SOLE	249
OTHER AWAY FROM HOME	2002

WORKING PAPER SERIES


Division of Economic Research
Bureau of Commercial Fisheries

1. An Application of an Investment Model to Channel Catfish Farming by R. Thompson and F. Mange.
2. The Development of Catfish as a Farm Crop and an Estimation of Its Economic Adaptability to Radiation Processing by D. Nash and M. Miller
3. Design Study: An Optimum Fishing Vessel for Georges Bank Groundfish Fishery by A. Sokoloski (Project Monitor)
4. The Relation between Vessel Subsidy Percentages and the Rate of Return on Investment for Various Technologies and Scale Levels: The Haddock Fishery by D. Nash, A. Sokoloski and F. Bell (Project Monitors)
5. An Economic Justification for Recommended Legislative Changes in the 1964 Fishing Fleet Improvement Act by F. Bell, E. Carlson, D. Nash and A. Sokoloski.
6. The Economic Impact of Current Fisheries Management Policy on the Commercial Fishing Industry of the Upper Great Lakes by D. Clearly.
7. Cost and Earnings in the Boston Large Trawler Fleet by B. Noetzel and V. Norton.
8. Some Elements of An Evaluation of the Effects of Legal Factors on the Utilization of Fishery Resources by A. Sokoloski.
9. A Report on the Economics of Polish Factory Trawlers and Freezer Trawlers, by B. Noetzel.
10. An Inventory of Demand Equations for Fishery Products by D. Nash and F. Bell.
11. Industry Analysis of West Coast Flounder and Sole Products and an Estimation of Its Economic Adaptability to Radiation Processing by D. Nash and M. Miller.
12. Bio-Economic Model of a Fishery (Primarily Demersal) by E. Carlson.
13. The Factors behind the Different Growth Rates of U. S. Fisheries by F. Bell.

14. A Price Incentive Plan for Distressed Fisheries by A. Sokoloski and E. Carlson.
15. Demand and Prices for Shrimp by D. Cleary.
16. Industry Analysis of Gulf Area Frozen Processed Shrimp and an Estimation of Its Economic Adaptability to Radiation Processing by D. Nash and M. Miller.
17. An Economic Evaluation of Columbia River Anadromous Fish Programs by J. Richards.
18. Economic Projections of the World Demand and Supply of Tuna, 1970-90 by F. Bell.
19. Economic Feasibility of a Seafood Processing Operation in the Inner City of Milwaukee by D. Cleary.
20. The 1969 Fishing Fleet Improvement Act: Some Advantages of its Passage by the Division of Economic Research.
21. An Economic Analysis of Policy Alternatives for Managing the Georges Bank Haddock Fishery by L. Van Meir.
22. Some Analyses of Fish Prices by F. Waugh and V. Norton.
23. Some Economic Characteristics of Pond-Raised Catfish Enterprises by J. Greenfield.
24. Elements Crucial to the Future of Alaskan Commercial Fisheries by D. Nash, A. Sokoloski, and D. Cleary.
25. Effects on the Shrimp Processing Industry of Meeting the Requirements of Wholesome Fishery Products Legislation by D. Nash and M. Miller.
26. Benefit Cost Analysis of a Proposed Trawl Systems Program by M. Miller
27. An Economic Analysis of Future Problems in Developing the World Tuna Resource: Recommendations for the Future Direction of the BCF Tuna Program by F. Bell.
28. Economic Efficiency in Common Property Natural Resource Use: A Case Study of the Ocean Fishery by D. Bromley.

29. Costs, Earnings and Borrowing Capacity for Selected U. S. Fisheries by A. Sokoloski, E. Carlson, and B. Noetzel.
30. Fish Cycles: A Harmonic Analysis by F. Waugh and M. Miller.
31. Benefit-Cost Analysis as Applied to Commercial Fisheries Programs by F. Bell.
32. Economic Study of San Pedro Wetfish Boats by W. F. Perrin and B. Noetzel.
33. A Survey of Fish Purchases by Socio-Economic Characteristics - First Quarterly Report - February, March, April, 1969 by D. Nash.
34. A Survey of Fish Purchases by Socio-Economic Characteristics - Second Quarterly Report - May, June, July, 1969 by D. Nash.
35. A Guide to Benefit-Cost Analysis for BCF Programs by F. Bell.
36. Estimation of the Economic Benefits to Fishermen, Vessels, and Society from Limited Entry: A Generalized Model Applied to the Northern Lobster Fishery by F. Bell.
37. Major Economic Trends in Selected U.S. Master Plan Fisheries: A graphical Survey by R. Kinoshita and F. Bell.
38. Market Potential for the San Pedro Wetfish Fishery by D. Nash.
39. Pertinent U.S. Trade Barrier Information by "Master Plan" Fisheries by J. Micuta.
40. An Analysis to Determine Optimum Shrimp Fishing Effort by Area by V. Arnold.
41. A Survey of Fish Purchases by Socio-Economic Characteristics, Third Quarterly Report - August, September, October, 1969 by D. Nash.
42. Investigation of Fish Landing Patterns at Stonington, Connecticut with a View to Development of New Markets by D. Nash.
43. A Survey of Maximum Sustainable Yield Estimates on a World Basis for Selected Fisheries by R. Fullenbaum.
44. Methods for Calculating Civilian Per Capita Consumption of Fresh and Frozen Shellfish by S. Erickson.

45. The Organization of the California Tuna Industry: An Economic Analysis of the Relations Between Performance and Conservation in the Fisheries by R. Marasco.
46. Who Buys Fresh and Frozen Seafoods in the United States-A Quantitative Survey of Fish Buying Patterns by Darrel A. Nash.
47. Projections of Certain Fishery Products of Commercial Importance in Louisiana by D. Nash.
48. The Productivity of the Sea and Malthusian Scarcity by F. Bell and E. Carlson.
49. A Survey of Fish Purchases by Socio-Economic Characteristics - Fourth Quarterly Report - November, December 1969, and January 1970 by Darrel A. Nash.
50. A Survey of Fish Purchases by Socio-Economic Characteristics - Annual Report by Darrel A. Nash.
51. Basic Economic Indicators-Atlantic Groundfish.
52. Basic Economic Indicators-Halibut.
53. Basic Economic Indicators-Northern Lobsters.
54. Basic Economic Indicators-Sea Scallops.
55. Basic Economic Indicators-Clams.
56. Basic Economic Indicators-Oysters.
57. Basic Economic Indicators-Shrimp.
58. Basic Economic Indicators-Blue Crabs.
59. Basic Economic Indicators-King and Dungeness Crabs.
60. Basic Economic Indicators-Menhaden.
61. Basic Economic Indicators-Tuna.
62. Basic Economic Indicators-Salmon.



The goal of the Division of Economic Research is to engage in economic studies which will provide industry and government with costs, production and earnings analyses; furnish projections and forecasts of food fish and industrial fish needs for the U. S.; develop an overall plan to develop each U. S. fishery to its maximum economic potential and serve as an advisory service in evaluating alternative programs within the Bureau of Commercial Fisheries.

In the process of working towards these goals an array of written materials has been generated representing items ranging from interim discussion papers to contract reports. These items are available to interested professionals in limited quantities of offset reproduction. These "Working Papers" are not to be construed as official BCF publications and the analytical techniques used and conclusions reached in no way represent a final policy determination endorsed by the U. S. Bureau of Commercial Fisheries.