



**AgEcon** SEARCH  
RESEARCH IN AGRICULTURAL & APPLIED ECONOMICS

*The World's Largest Open Access Agricultural & Applied Economics Digital Library*

**This document is discoverable and free to researchers across the globe due to the work of AgEcon Search.**

**Help ensure our sustainability.**

Give to AgEcon Search

AgEcon Search  
<http://ageconsearch.umn.edu>  
[aesearch@umn.edu](mailto:aesearch@umn.edu)

*Papers downloaded from **AgEcon Search** may be used for non-commercial purposes and personal study only. No other use, including posting to another Internet site, is permitted without permission from the copyright owner (not AgEcon Search), or as allowed under the provisions of Fair Use, U.S. Copyright Act, Title 17 U.S.C.*

## Impact of Hybrid Intelligent Computing in Identifying Constructive Weather Parameters for Modeling Effective Rainfall Prediction

M. Sudha, B. Valarmathi

School of Information Technology and Engineering, VIT University, India

### Abstract

Uncertain atmosphere is a prevalent factor affecting the existing prediction approaches. Rough set and fuzzy set theories as proposed by Pawlak and Zadeh have become an effective tool for handling vagueness and fuzziness in the real world scenarios. This research work describes the impact of Hybrid Intelligent System (HIS) for strategic decision support in meteorology. In this research a novel exhaustive search based Rough set reduct Selection using Genetic Algorithm (RSGA) is introduced to identify the significant input feature subset. The proposed model could identify the most effective weather parameters efficiently than other existing input techniques. In the model evaluation phase two adaptive techniques were constructed and investigated. The proposed Artificial Neural Network based on Back Propagation learning (ANN-BP) and Adaptive Neuro Fuzzy Inference System (ANFIS) was compared with existing Fuzzy Unordered Rule Induction Algorithm (FURIA), Structural Learning Algorithm on Vague Environment (SLAVE) and Particle Swarm Optimization (PSO). The proposed rainfall prediction models outperformed when trained with the input generated using RSGA. A meticulous comparison of the performance indicates ANN-BP model as a suitable HIS for effective rainfall prediction. The ANN-BP achieved 97.46% accuracy with a nominal misclassification rate of 0.0254 %.

### Keywords

Rainfall prediction modeling, hybrid computing; rough set, optimal feature reduction, artificial neural network, fuzzy inference algorithm and accuracy.

Sudha, M. and Valarmathi, B. (2015) "Impact of Hybrid Intelligent Computing in Identifying Constructive Weather Parameters for Modeling Effective Rainfall Prediction", *AGRIS on-line Papers in Economics and Informatics*, Vol. 7, No. 4, pp. 151 - 160, ISSN 1804-1930.

### Introduction

Soft computing approaches incorporates efficient computational methodologies stimulated by intrinsic vagueness, intuition and acquaintance of human thinking and real world uncertainty. More ever, the ever growing demand for forecast modeling has led to the emergence of hybrid computing approaches. Hybridization of more than one soft computing technique is known as HIS. Usually rough Sets, neural networks; genetic algorithms and fuzzy logic are the widely used for building hybrid architectures to handle uncertainty in real life problems. In this research, rough set based feature selection technique is used for modeling the input data followed by proposed ANN, ANFIS based rainfall models for training the forecast scenario.

Rough set as proposed by Pawlak, has attracted wide range of scientific applications from the time

of its introduction. (Pawlak, 1982, 2002, and 2007) stated rough set approach as a suitable model for problem solving in pattern recognition, data mining, machine learning and knowledge representation systems. Rough set based data analysis starts from a data table called as decision table with rows. Attributes of the decision table consists of disjoint groups called condition and decision attributes. Shen and Jensen (2007) have stated rough set as suitable model for handling vagueness and in knowledge discovery for medical and meteorological applications. Yao (2009) reinstated, rough set discernibility matrix based attribute reduction approach as widely adopted reduction approach. Suguna and Thanushkodi (2011) have mentioned that attribute reduction approach based on quick reduct, entropy measure based reduct, hybrid rough set based genetic algorithm, Ant Colony Optimization (ACO) and Particle Swarm Optimization (PSO) are widely adopted

in attribute reduction. Pradhan and Lee (2010) proposed a neural network technique for assessing landslide susceptibility. Sudha and Valarmathi (2013 and 2014) reinstated that rough set based feature reduction using evolutionary computing as suitable model for rainfall prediction.

Srinivasulu and Jain (2006) have reported the behavior of various training methods existing for training Multi Layer Perceptron (MLP) ANNs for rainfall runoff modeling. Raza and Khosravi (2015) assured that forecast accuracy of ANN could be enhanced using better training input data selection method and optimized neural network architecture. Haykin (2009) has stated neural network as parallel computing processor architecture that consists of collection of nodes capable of storing experiential knowledge for future assessments. Flood and Kartam (1994) described artificial neurons as processing elements arranged as layers that are capable of solving complicated real life and scientific problems. ANN has been a preferred technique for modeling rainfall forecast phenomenon. Tokar and Johnson (1999) used for ANN was modeling daily precipitation. The empirical results showed that ANN model perform better than regression and conceptual models.

Kalteh (2008) developed ANN based rainfall prediction model and compared that with the neural interpretation diagram, garson's algorithm and randomization approach. The investigation showed that ANN provides clear understanding on input and output data relationships within the processes (Solaimani, 2009). Combining computational efficiency with input parameters that describe the atmospheric weather variables has enhanced ANN prediction outcome. Machado et al. (2011) proposed back propagation algorithm for training the neural network. The investigation results proved that the trained ANN has gained good predicting potential. Chen et al. (2013) proposed artificial neural network architecture in rainfall runoff modeling. The investigation illustrated ANN as a suitable methodology for large data. The ANN proved to be optimal computational tool for modeling the complex hydrological processes.

Olaiya, and Adeyemo (2012) stated that artificial neural network, decision tree, genetic algorithms, rule induction, nearest neighbor method, memory-based reasoning, logistic regression and discriminant analysis are extensively applied in predictive data analytics. Indicated Artificial Neural Network and tree pruning techniques as appropriate

precipitation predictive models. Lee et al. (2007) proposed a novel fusion method for temperature prediction using fuzzy logical relationships and genetic algorithms. Li (2005) proposed a hybrid rough fuzzy neural network model to work out weather forecasting problems. Wong et al. (2003) described fuzzy rule based rainfall prediction and compared the results of the proposed model with an established radial basis function networks. Experimental results revealed that fuzzy rule based approach as suitable technique for prediction. SLAVE is an evolutionary classification approach that implements iterative approach based on genetic algorithm feature selection to learn fuzzy rules (Gonzalez, Perez, 2001).

Zadeh (1983) described that hybrid intelligent systems as suitable mechanism to handle uncertainty, noisy and incomplete dataset. Nikza and Latif (2014) proposed rainfall prediction model based on adaptive neuro fuzzy inference System for Mashhad meteorological station. Bardossy et al. (1995) described about the evaluation and classification of various atmospheric parameter based on fuzzy approach. Witten and Frank (2005) have explained that classification algorithms included in weka can moreover be applied directly to a dataset from its own interface or used in user defined Java code.

## **Materials and methods**

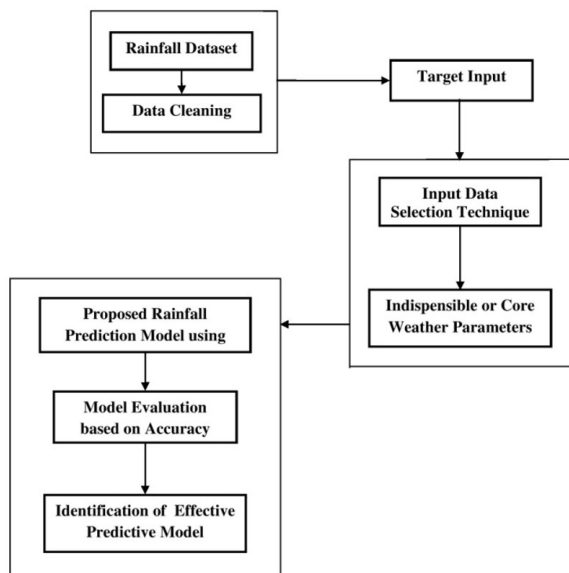
The day by day rainfall data, measured in millimetre (mm), were obtained from Tamil Nadu Agricultural University (TNAU), Coimbatore, India for 29 years from 1984 to 2013. The observatory dataset consisted of eight atmospheric parameters. The outliers in the raw dataset was identified and removed during data pre-processing phase. The eight conditional variables and one decision variable in the target dataset are Maximum temperature (Wp1), Minimum temperature (Wp2), Relative humidity1 (Wp3), Relative humidity2 (Wp4), Wind speed (Wp5), Solar radiation (Wp6), Sunshine (Wp7), Evapotranspiration (Wp8) and Rainfall (RF). The rainfall (RF) is a binary decision variable; (RF = 0) → no rainfall and (RF = 1) → rainfall occurrence. The sample target dataset used as input for the proposed investigation is represented in Table 1.

Wp1 Celsius	Wp2 Celsius	Wp3 %	Wp4 %	Wp5 Km/hrs	Wp6 KCalories	Wp7 Hrs	Wp8 mm	RF mm
34.5	23.5	82	43	3.8	221.6	8.4	5	0
36	25.5	78	42	7.4	230.4	7.7	7.4	0
35.8	24.8	87	38	7	201.6	6.9	8.2	0
28.5	18	95	42	7.4	200	8.1	4	0
28	18.5	85	46	7.4	213.6	9.6	4.8	0
28.4	23.2	88	85	7.5	200.2	1.9	3.6	1
32.6	21.8	98	48	4.4	277.2	4.4	3.8	1
31.5	21.8	94	88	5.7	202.5	0	3.1	1
30.8	20.5	96	62	5.7	374.2	7.5	4.6	1

Source: TNAU

Table 1: Daily rainfall observatory record (1984-2012).

### Proposed HIS for rainfall prediction



Source: own processing

Figure 1: Hybrid Intelligent System for Rainfall Prediction-Architecture.

### Input data selection methodology

The complete feature reducts is the target input for RSGA. This rough set based feature selection approach is initially used for finding minimal feature subsets. The significant weather parameters are identified from the complete set of reduct, the complete reduct set contains 105 feature reducts generated using Rough Set Exploration System (RSES 2.3). An average optimal reduct selection algorithm is proposed to find the most optimal feature subset for training the prediction system. Generated reduct sets are subject to evaluation

based on a fitness function, the set of subsets that satisfy the fitness criteria are selected as a member of new population for further evaluation. Then crossover and rare mutation operation is applied for determining a random optimal subsets. The set of parameters having relative fitness function higher than or equal to the average relative fitness function will constitute the optimal reduct feature vector.

### Reduct Selection using Genetic Algorithm (RSGA)

Genetic Algorithm (GA) based feature reduct selection is implemented for identifying the optimal feature reducts for modeling effective rainfall prediction. Every reduct set is represented as a chromosome and encoded in bit string representation format.

A chromosome here represents the reduct set as collection of 1s and 0s, 1 correspond to the inclusion of particular feature and 0 correspond to elimination of that feature. Actually, complete set consists of the entire eight input features {Wp1, Wp2, Wp3, Wp4, Wp5, Wp6, Wp7, and Wp8}. Wherein a reduct set is a possible subset of complete set. For an example a reduct set: {Min, SS} is then encoded to bit string format to represent as a chromosome {0 10 0 0 0 1 0}. Most important factor of GA is the fitness function; a fitness function has to be effective enough to achieve the desired outcomes.

**RSGA Algorithm**

1. Begin
2. Let {CF-Red} be the complete feature reducts
3.  $n = (\text{Total no. of reducts in } \{\text{CF-Red}\}) (n = 105)$
4. Encode the input reduct dataset in Bit string format
  - a. Initialize the Initial population  $n = 105$
  - b. Calculate the Fitness function  $F(X)$  of a reduct set
  - c. Estimate the relative Fitness Function  $RF(x)$
  - d. If  $RF(x) \geq \text{Avg} RF(x)$  then include the set in to new population
  - e. Perform single point crossover
  - f. Perform Mutation
  - g. Else ignore
  - h. n--
5. Repeat 1 to 5 until desired stopping criteria ( $n = 0$ ) is met
6. Return {OF-Red}
7. End

Input: Initial population with complete set of feature reducts

$$F(x) = C_{ni} / BS_{len} \quad (1)$$

$C_{ni} \rightarrow$  The number of 1 bit in each chromosome

$BS_{len} \rightarrow$  Complete chromosome length or Bit string length

Relative Fitness function

$$RF(x) = F(x) / \text{Avg} F(x) \quad (2)$$

Output: Optimal Reducts (Table 2)

**ANN for Effective Rainfall Prediction**

The ANN prediction models used in hydro meteorological applications are feed forward neural

networks, which are trained by back propagation algorithm. The ANN models emerged during the last few years have dissimilar architectures and procedures focused to the problem domain. The proposed ANN model is three layer architecture with input, hidden and output layers as shown in Figure 3. Neurons in the input layer act as a buffer to capture the input to pass to the next layer. The neurons in different layers are connected by means of weights. The activation function is used to transfer the received input to the next layer neurons. Neural networks are employed to detect concealed relations in the input in the training phase. The most commonly used training Algorithm is Back Propagation Neural Network (BP-NN). The most significant problem concerning the artificial neural networks implementation is the network architecture. It is well known fact that an insufficient number of hidden nodes may worsen the learning process. (Santosh, et.al., 2010) stated that ANN model can be adjusted to produce relationships among the data for given source. After the completion of training, the neural network can perform classification or prediction on new data of similar source.

**Back propagation training**

In this investigation, the standard back propagation algorithm is used in training the proposed ANN as in Figure 2. Most of ANN models employed in the field of hydrology used the back propagation algorithm (Coulibaly et al, 2000). Back propagation is a supervised learning method, and is a generalization of the delta rule. It requires a teacher that knows, or can calculate, the desired output for any input in the training set. It is most useful for feed forward networks. Sigmoid transfer function is used in this proposed ANN model for rainfall prediction. The back propagation learning process involves two stages, a propagation phase followed by weight update.

Wp1	Wp2	Wp3	Wp4	Wp5	Wp6	Wp7	Wp8	F(x)	RF(x)	Positive Region
1	1	1	1	1	0	1	0	0.75	1.25	0.976
1	1	1	0	1	1	1	0	0.75	1.25	0.9942
1	0	1	1	1	1	0	0	0.625	1.04	0.9879
0	1	1	1	1	1	0	0	0.625	1.04	0.981
0	1	1	1	1	0	1	0	0.625	1.04	0.9663
0	0	1	1	1	1	1	0	0.625	1.04	0.9658

Source: own survey

Table 2: Optimal Reduct generated using RSGA.



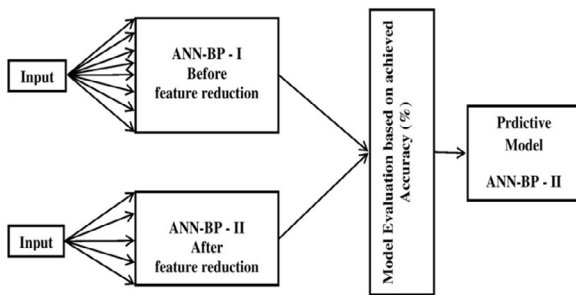
**Propagation rule** - The propagation rule of a network describes the way the so called net input of a neuron is calculated from several outputs of neighbouring neurons. Typically, this net input is the weighted sum of the inputs to the neuron, i.e. the output of the previous nodes multiplied with the weights in the weight matrix as in equation (3).

$$net(t) = \mathbf{W} \cdot \mathbf{o}(t) \quad (3)$$

**Activation rule** - The activation rule frequently called transfer function determines the new activation value of a neuron based on the net input (and sometimes the previous activation value, in case a memory is used). The function  $A(F)$ , which takes  $\mathbf{a}(t)$  and the vectors  $\mathbf{net}$  for each different type of connection, produces a new state of activation.  $A(\mathbf{F})$  can vary from a simple identity function, so that  $\mathbf{a}(t+1) = \mathbf{net}(t) = \mathbf{W} \cdot \mathbf{o}(t)$ . Sigmoid functions adopted by the proposed model as in defined in equation (4) below.

$$a(t+1) = F_{bs}(Net(t)) = (1+x)^n = 1 + \frac{1}{1+e^{-\alpha(net(t))}} \quad (4)$$

In Weight update, each weight synapse multiply its output delta and input activation to get the gradient of the weight. Bring the weight in the opposite direction of the gradient by subtracting a ratio of it from the weight. This ratio influences the speed and quality of learning; it is called the learning rate. Momentum is applied for reducing problems of instability while increasing the rate of convergence. Repeat phase 1 and 2 until the performance of the network is trained.

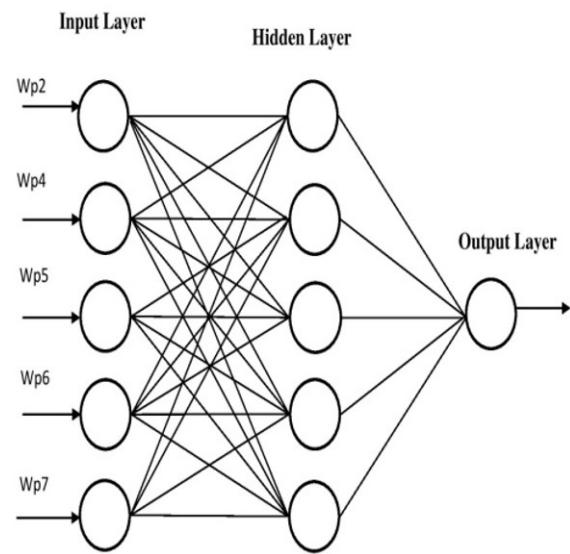


Source: own processing

Figure 2: ANN-BP architecture before reduction.

As represented in Figure 2 and 3, the proposed ANN-BP architectures were trained using entire and optimal parameters identified using RSGA. The input to the nodes ( $n$ ) in input layer will forward this information to all the nodes of the hidden layer. At any hidden node ( $h$ ), the data received from all the input nodes and the bias mode of the input

layer are summed up as  $i_1 + i_2 + i_3 + \dots + i_n + \text{bias}$ . A Sigmoid activation function is implemented on neurons. The network is first initialized by setting up all its weights to be small random numbers between  $-1$  and  $+1$ . Then in forward pass the input pattern is applied and the desired output is estimated. Then calculate the Error of each neuron:  $\text{Error} = \text{Target} - \text{Actual Output}$ . This error is then used mathematically to change the weights in such a way that the error is reduced further. Next, the Output of each neuron is tuned to get closer to its Target in this reverse pass. The process is repeated again and again until the error is nominal.



Source: own processing

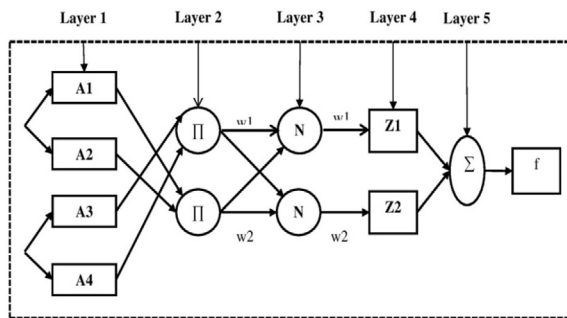
Figure 3: ANN-BP-II architecture.

### BP-NN Algorithm

1. Begin
2. Initialize with randomly chosen weights;
3. While Error is above desired threshold, do for each input pattern  $x_p$ ,
  - a. Determine hidden node inputs;
  - b. Determine hidden node outputs;
  - c. Determine inputs to the output nodes;
  - d. Determine the network outputs;
  - e. Determine the error between output and desired output;
  - f. Adjust the weights between hidden and output nodes;
  - g. Adjust the weights between input and hidden nodes;
4. End-for
5. End-while

### ANFIS in modeling rainfall prediction

The proposed ANFIS is implemented using Fuzzy Inference Algorithm (FIA) in which fuzzy rules are used to infer a new approximate fuzzy set conclusion while taking a fuzzy set as foundation. Fuzzy inference systems (FIS) are mainly applied to the cases in which the systems are hard to be designed accurately. Hayati et al. (2011) stated that ANFIS is used to map input characteristics to input membership functions (MFs), input MF to a set of if-then rules, rules to a set of output characteristics, output characteristics to output MFs, and the output MFs to a single valued output or a decision associated with the output. ANFIS usually supports only sugeno type systems that exhibit the following properties. The sugeno type systems used must be first or zeroth order sugeno type. It must have a single output, obtained using weighted average defuzzification.



Source: own processing

Figure 4: ANFIS architecture using FIA.

Dissimilar rules cannot share the same output membership functions. It is expected that the number of rules and the number of output membership functions be equal having unity weight for each rule. To investigate which combination of input parameters can produce the best ANFIS results with the highest accuracy, the subsets of the feature set computed using rough set based maximum frequency weighted feature reduction was developed. The proposed ANFIS model as in Figure 4. is observed with three varying set of input parameters.

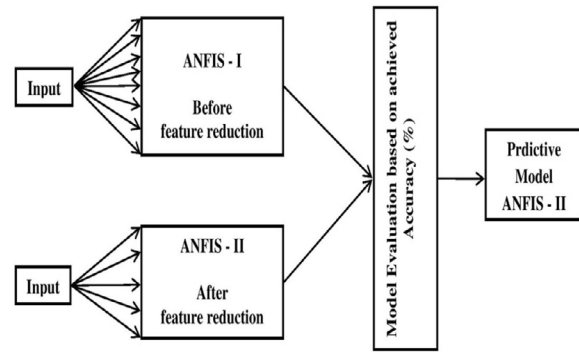
Rule 1: If  $x$  is  $A1$  and  $y$  is  $B1$ , then  $f1 = p1x + q1y + r1$

Rule 2: If  $x$  is  $A2$  and  $y$  is  $B2$ , then  $f2 = p2x + q2y + r2$

The parameters  $p1, p2, q1, q2, r1$  and  $r2$  are linear, whereas  $A1, A2, B1$  and  $B2$  are nonlinear. The ANFIS model as in Figure 5. proposed

for rainfall forecast is realized using MATLAB 2012b. The model has five processing layers: fuzzification, production, normalization, defuzzification, and aggregation layer with following input and output relationships for each layer:

### ANFIS architecture



Source: own processing

Figure 5: ANFIS architecture for rainfall prediction.

**Layer 1 - Fuzzification layer:** Let  $A1, A2, B1$  and  $B2$  be the linguistic expressions which are used to distinguish the membership functions (MFs). Each and every node in this fuzzification layer is an adaptive node with a node function. Where  $x$  is the input to node  $i$ ,  $Ai$  represents the linguistic label associated with this node function, and  $O_i^1$  denotes the output of the layer 1 and  $\mu_{A_i}(x)$  is membership function as given in equation (5) and (6).

$$O_i^1 = \mu_{A_i}(x), \text{ for } i=1,2 \dots n \quad (5)$$

$$O_j^1 = \mu_{B_i}(y), \text{ for } i=1,2 \dots n \quad (6)$$

The proposed model implements sigmoid membership function with a maximum equal to 1 and a minimum equal to 0 are estimated as in equation (7),  $f(x, a, c)$  is a mapping on a vector  $x$ , and depends on two parameters  $a$  and  $c$ .

$$\mu(x) = \frac{1}{1+e^{-a(x-c)}} \quad (7)$$

**Layer 2 - Production layer** - Every node in this layer is a fixed node represented by the symbol  $\Pi$ . The nodes in this layer2 act as a simple multiplier. The outputs are  $w1$  and  $w2$ , the weight functions of the next layer are product of the weights and  $O2,i$  as in equation (8) is the output.

$$O2,i = \omega1 = \mu_{A_i}(x) \cdot \mu_{B_i}(y) \text{ for } i=1,2, \dots \quad (8)$$

**Layer 3 - Normalization layer** - The node labeled as  $N$  is an adaptive node. The  $i^{\text{th}}$  node calculates the ratio of the  $i^{\text{th}}$  rule's firing strength to the sum

of all rules' firing strengths. The node is marked as  $N$ , and it is used to normalize the weight functions, The output  $O_{3,i}$  as in equation (9) of this layer is a normalized weight functions called as normalized fringing strength.

$$O_{3,i} = \sum \omega_i' f_i = \frac{\sum \omega_i' f_i}{\sum \omega_i'} \quad (9)$$

**Layer 4 - Defuzzification layer** - Being an adaptive node of this layer,  $\omega_i'$  is the output and  $\{p_i, q_i, r_i\}$  is the parameter set in this layer. The relationship between input and output is

$$O_{4,i} = \omega_i' f_i = \omega_i' (p_i x + q_i y + r_i) \quad (10)$$

The parameters in this layer-4 are referred as consequent parameters.

**Layer 5 - Aggregation layer** - The single node in this layer is an output corresponding to the aggregate of all inputs so that the overall output is represented as in equation (11).

$$O_{5,i} = \sum \omega_i' f_i = (\sum \omega_i' f_i) / (\sum \omega_i') \quad (11)$$

The model must adjust or tune the premise parameters sets ( $a_i, b_i, c_i$ ) to enable ANFIS output to match the training data.

## Results and discussion

The performance of the proposed ANN-BP developed using C# is implemented using .NET environment. The learning rate and momentum are set for some suitable random value and later tuned to obtain the desired output. The proposed

ANN rainfall forecast model outperformed when trained with optimal feature subsets using novel RSGA algorithm. For the proposed ANFIS model, MATLAB 2012b is used to evaluate the performance of the architecture for both complete and optimal feature vectors. The existing models namely, FURIA (Huhn, Hullermeier, 2009) SLAVE and PSO are trained and tested using Weka (Witten, Frank, 2005) and KEEL (Fdez et.al., 2008).

The existing prediction algorithms were evaluated for various k-cross fold validation settings. However, 10 cross fold validation outcomes were used for the performance comparison. As all the proposed methodology makes use of minimum of two or more soft computing technique it is hybrid in computing. All the models make use of rough set based input data selection approach followed by training proposed rainfall forecast model using BP-NN and FIA.

### Performance evaluation of proposed HIS's

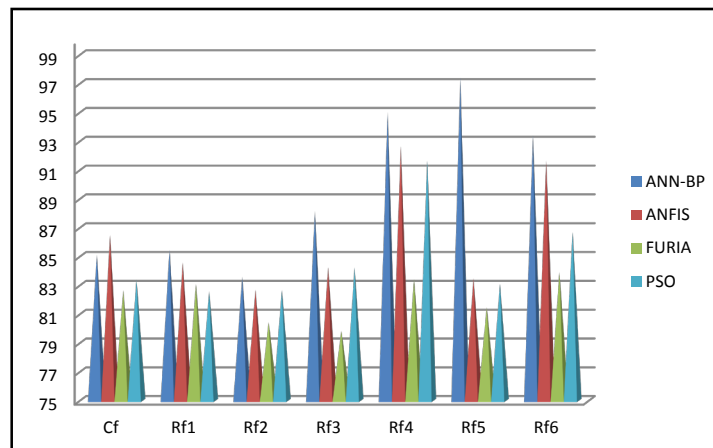
The HIS's proposed for rainfall forecasting was evaluated under different experimental setups. Although, all the proposed models make use of a common input data selection methodology the improvement in prediction accuracy rate is different for all. Invariably all the architectures have shown some enhancement in prediction rate as shown in Table 3 when trained using the optimal feature vector as input than when trained using the complete feature vector. The peak prediction accuracy acquired by ANN-BP model is projected clearly in Graph 1.

Input Data Selection Methodology	Prediction Accuracy Achieved				
	ANN-BP	ANFIS	FURIA	SLAVE	PSO
Complete feature set before RSGA					
Cf - Wp1, Wp2, Wp3, Wp4, Wp5, Wp6, Wp7, Wp8	85.12	86.5	82.66	80.79	83.4
Optimal Feature set after RSGA					
Rf1 - Wp1, Wp2, Wp3, Wp4, Wp5, Wp7	85.47	84.59	83.09	82.3	82.6
Rf2 - Wp1, Wp2, Wp3, Wp5, Wp6, Wp7	83.6	82.68	80.44	87.44	82.7
Rf3 - Wp1, Wp3, Wp4, Wp5, Wp6, Wp7	88.16	84.24	79.84	83.69	84.2
Rf4 - Wp2, Wp3, Wp4, Wp5, Wp6	95.04	92.64	83.44	77.45	91.6
Rf5 - Wp2, Wp3, Wp4, Wp5, Wp7	97.46	83.48	81.48	81.06	83.1
Rf6 - Wp3, Wp4, Wp5, Wp6, Wp7	93.4	91.68	83.92	82.39	86.7

Source: own survey

Table 3: Hybrid intelligent systems rainfall forecast accuracy (%).





Source: own survey

Graph 1: Hybrid intelligent systems prediction accuracy achieved.

### Relative study existing and proposed models

Input Selection Methods	Input Reducts	Minimal Reducts	Reduct Selection Strategy	Prediction Accuracy Achieved
Exhaustive search based attribute selection (Weka)	1	1	Forward Selection	CART 81.07 %
Information Gain based feature selection (Weka)	1	1	Entropy measure	FURIA 83.92%
PSO based subset search approach (Weka)	1	1	Forward selection	ANFIS 89.75%
Feature selection using Genetic Algorithm (RSES)	105	6	Proposed RSGA	ANN-BP 97.46%

Source: own survey

Table 4: Rainfall prediction accuracy of existing and proposed method.

### Conclusions

Experimental results revealed that the proposed ANN-BP model as suitable rainfall prediction

model. The model outperformed other proposed and existing models when trained using the feature reducts generated using novel RSGA input selection approach. At the same time, the proposed ANFIS model acquired nominal error rate and prediction accuracy close to ANN-BP after feature reduction than for complete feature input. The performance of FURIA, SLAVE and PSO are not satisfactory when compared to ANN-BP and ANFIS. But the all the prediction models have shown substantial improvement in prediction accuracy after feature reduction. This thorough study on rainfall forecast modeling concludes that irrelevant parameters may affect the performance of learning models and may decrease the efficiency. Consequently, identifying effective input parameters for forecast modeling is an essential task. Empirical results revealed {Wp2, Wp3, Wp4, Wp5, Wp7} as optimal feature reduct for designing effective and reliable rainfall prediction model.

*Corresponding author:*

*Prof. M. Sudha*

*School of Information Technology and Engineering*

*Vellore Institute of Technology - University, India*

*Phone: +91 9443744781, E-mail: msudha@vit.ac.in*

### References

- [1] Bardossy, A., Duckstein, L., Bogardi, I. Fuzzy rule based classification of atmospheric circulation patterns". International Journal of Climatology. 1995, Vol. 15, p. 1087-1097. ISSN 1097-0088.
- [2] Chen, S. M., Wang, Y. M., Tsou, I. Using artificial neural network approach for modelling rainfall-runoff due to typhoon. Journal of Earth System Science. 2013, Vol. 122, No. 2, p. 399-405. ISSN 0253-4126.

- [3] Coulibaly, P., Anctil, F., Bobee, B. Daily reservoir inflow forecasting using artificial neural networks with stopped training approach, *Journal of Hydrology*. 2000, Vol. 230, p. 244–257. ISSN 0022-1694.
- [4] Dai, J., Xu, Q. Attribute selection based on information gain ratio in fuzzy rough set theory with application to tumor classification, *Applied Soft Computing*. 2013, Vol. 13, p. 211-221. ISSN 1568-4946.
- [5] Fdez, J. A., Sanchez, L., Garcia, S., Del-Jesus, M. J., Ventura, S., Garrell, J. M. , Otero, J., Romero, C., Bacardit, J., Fernandez, J. C., Herrera, F. KEEL: a software tool to assess evolutionary algorithms for data mining problems. *Computing*. 2008. [Online] Available: <http://link.springer.com/article/10.1007%2Fs00500-008-0323-y#page-2> [Accessed March 20, 2015].
- [6] Flood, I., Kartam, N. *Neural Networks in Civil Engineering I: Principles and Understanding*. *Journal of Computing in Civil Engineering*. 1994, Vol. 8, No. 2, p. 131-148. ISSN 0887-3801.
- [7] Gonzalez, A., Perez, R. Selection of Relevant Features in a Fuzzy Genetic Learning Algorithm, *IEEE Transactions on Systems, Man, and Cybernetics, Part B: Cybernetics*. 2001, Vol. 31, No. 3. ISSN 1083-4419.
- [8] Hayati, M., Mohebi, Z. Application of artificial neural networks for temperature forecasting, *World Academy of Science, International Journal of Electrical, Computer, Energetic, Electronic and Communication Engineering*, 2007, Vol. 1, No. 4. E-ISSN 2077-1231, ISSN 2227-2739.
- [9] Haykin, S., *Neural Networks A Comprehensive Foundation*, eight ed., Pearson Prentice Hall, India. 2009. ISSN 2010-3778.
- [10] Hung, N. Q , Babel, M. S. , Weesakul, S., Tripathi, N. K. An artificial neural network model for rainfall forecasting in Bangkok, Thailand, *Hydrology Earth System Science*. 2009, Vol. 13, p. 1413–1425. ISSN 1027-5606.
- [11] Huhn, J., Hullermeier, E. FURIA: An algorithm for unordered fuzzy rule induction, data mining and knowledge discovery. 2009, Vol. 19, No. 3, p. 293-319. ISSN 1384-5810.
- [12] Ishibuchi, H., Nakashima, T. Effect of rule weights in fuzzy rule based classification systems, *IEEE Transactions on Fuzzy Systems*. 2001, Vol. 9, p. 506–515. ISSN 1524-9050.
- [13] Ju, Q., Yu, Z., Hao, Z., Gengxin, O., Zhao, J., Liu, D. Division based rainfall runoff simulations with BP neural networks and Xinanjiang model, *Neuro Computing*. 2009, Vol. 72, No. 13, p. 2873–2883. ISSN 0925-2312.
- [14] Kalteh, A. M. Rainfall-runoff modelling using artificial neural networks (ANNs): modelling and understanding. *Caspian Journal of Environmental Sciences*. 2008, Vol. 6, No. 1, p. 53-58. ISSN: 1735-3033.
- [15] Lee, L. W., Wang, L., Chen, S. M., Temperature prediction and TAIFEX forecasting based on fuzzy logical relationships and genetic algorithms. 2007.
- [16] Li, K., Liu, Y. S. A rough set based fuzzy neural network algorithm for weather prediction, *Proceedings of International Conference on Machine Learning and Cybernetics*. 2005, Vol. 3, p. 1888-1892.
- [17] Machado, F., Mine, M. Kaviski, E., Fill, H. Monthly rainfall-runoff modelling using artificial neural networks. *Hydrological Sciences Journal*. 2011, Vol. 56, No. 3, p. 349-361. ISSN 0262-6667.
- [18] Nikza, P., Latif, A. M. Rainfall events evaluation using adaptive neural-fuzzy inference system, *Int. Jr. Information Technology and Computer Science*, 2014, Vol. 6, No. 2, p. 46-51. ISSN 2319-9016.
- [19] Olaiya, F., Adeyemo, A. B. Application of Data Mining Techniques in Weather Prediction and Climate Change Studies, *I. J. Information Engineering and Electronic Business*, 2012, Vol. 1, p. 51-59. ISSN: 2074-9031.

- [20] Pawlak, Z., Skowron, A. Rough sets, some extensions, *Information Sciences*. 2007, Vol. 177, No. 1., p. 28–40. ISSN: 0020-0255.
- [21] Pawlak, Z. Rough Sets and its Applications, *Journal of Telecommunications and Information Technology*, 2002, p. 7-10. ISSN: 1899-8852..
- [22] Pawlak, Z . Rough sets, *Int. Jr. of Computer and Information Sciences*. 1982, p. 341-356, ISSN 2074-9058.
- [23] Pradhan, B., Lee, S. Landslide susceptibility assessment and factor effect analysis: back propagation artificial neural networks and their comparison with frequency ratio and bivariate logistic regression modelling, *Environmental Modelling and Software*. 2010, Vol. 25, p. 747–759. ISSN 1364-8152.
- [24] Raza, M. Q., Khosravi, A. A review on artificial intelligence based load demand forecasting techniques for smart grid and buildings, *Renewable and Sustainable Energy Reviews*. 2015, Vol. 50, p. 1352–1372. ISSN 1364-0321.
- [25] Sudha, M., Valarmathi, B. Rainfall forecast analysis using rough set attribute reduction and data mining methods, *Agris Online Papers in Economics and Informatics*. 2014, Vol. 6, No. 4, p. 145-154. ISSN 1804-1930.
- [26] Sudha, M., Valarmathi, B. Exploration on feature selection based on rough set approach, *International Journal of Applied Engineering Research*. 2014, Vol. 8, p. 1555-1568. ISSN 0973-4562.
- [27] Suguna, N., Thanushkodi, K. G. An Independent Rough Set Approach Hybrid with Artificial Bee Colony Algorithm for Dimensionality Reduction, *American Journal of Applied Sciences*. 2011, Vol. 8, No. 3, p. 261-266. ISSN 1546-9239.
- [28] Shen, Q., Jensen, R. Rough Sets, Their Extensions and Applications, *International Journal of Automation and Computing*, January.2007, Vol. 4, No. 3, p. 217-228. ISSN 1751-8520.
- [29] Santosh, B. S., Kadar, Sh. I. An efficient weather forecasting system using artificial neural network, *International Journal of Environmental Science and Development*, 2010, Vol. 1, No. 4, p. 321 - 326. ISSN: 2010-0264.
- [30] Srinivasulu, S., Jain, A. A comparative analysis of training methods for artificial neural network rainfall runoff models, *Applied Soft Computing*, 2006, Vol. 6, p. 295–306. ISSN 1569-4946.
- [31] Sohail, A., Watanabe, K., Takeuchi, S. Stream flow forecasting by artificial neural network (ANN) model trained by real coded genetic algorithm (GA), *Journal of Groundwater Hydrology, Japan*. 2006, Vol.48, No. 4, p. 233–262. ISSN 0022-1694.
- [32] Solaimani, K. Rainfall runoff prediction based on artificial neural network (A Case Study: Jarahi Watershed). *American-Eurasian Journal of Agricultural and Environmental Sciences*, 2009, Vol. 5, No. 6, p. 856-865. ISSN 1990-4053.
- [33] Tokar, S. A., Johnson, P. A. Rainfall-Runoff modelling using Artificial Neural Networks. *Journal of Hydrologic Engineering*.1999, Vol. 4, No. 3, p. 232-239. ISSN 0022-1694.
- [34] Witten, I. H., Frank, E. *Data mining: practical machine learning tools and techniques*, 2<sup>nd</sup> ed. Morgan Kaufmann, San Francisco. 2005, p.525. [Online] Available: <http://www.cs.waikato.ac.nz/ml/weka/index.html>. [Accessible: 10 February 2015].
- [35] Wong, K. W., Wong, P. M., Gedeon, T. D., Fung, C. C. Rainfall Prediction Model Using Soft Computing Technique. *Soft Computing, A Fusion of Foundations, Methodologies and Applications*, Springer. 2003, Vol. 7, No. 6, p. 434-438. ISSN 1433-7479.
- [36] Yao, Y., Zhao, Y. Discernibility matrix simplification for constructing attribute reducts, *Information Sciences*, Elsevier. 2009, Vol. 179, No. 5, p. 867-882. ISSN 0020-0255
- [37] Zadeh, L. A., The role of fuzzy logic in the management of uncertainty in expert systems. *Fuzzy Sets and Systems*.1983, Vol. 11, p. 199-227. ISSN 0165-0114.