



AgEcon SEARCH
RESEARCH IN AGRICULTURAL & APPLIED ECONOMICS

The World's Largest Open Access Agricultural & Applied Economics Digital Library

This document is discoverable and free to researchers across the globe due to the work of AgEcon Search.

Help ensure our sustainability.

Give to AgEcon Search

AgEcon Search

<http://ageconsearch.umn.edu>

aesearch@umn.edu

*Papers downloaded from **AgEcon Search** may be used for non-commercial purposes and personal study only. No other use, including posting to another Internet site, is permitted without permission from the copyright owner (not AgEcon Search), or as allowed under the provisions of Fair Use, U.S. Copyright Act, Title 17 U.S.C.*

Where is the feedstock going on to come from to power a sustainable Kentucky bioeconomy?

By

GwanSeon Kim
Department of Agricultural Economics
University of Kentucky
(tate.kim@uky.edu)
Phone: 662-617-5501

Tyler Mark
Department of Agricultural Economic
University of Kentucky
(tyler.mark@uky.edu)
Phone: 859-257-7283

Selected Poster prepared for presentation at the Southern Agricultural Economics Association's 2016 Annual Meeting, San Antonio, Texas, February, 6-9 2016

Copyright 2016 by GwanSeon Kim and Tyler Mark. All rights reserved. Readers may make verbatim copies of this document for non-commercial purposes by any means, provided that this copyright notice appears on all such copies.

Where is the feedstock going to come from to power a sustainable Kentucky bioeconomy?


GwanSeon Kim and Tyler Mark

Department of Agricultural Economics, University of Kentucky

Abstract:

The identification of viable feedstocks and locations that these feedstocks can be produced is one of the first steps in the development of the Kentucky Bioeconomy. Kentucky has long been known for its ability to produce forages for the livestock industry. Furthermore, its subtropical climate makes it an ideal location for a wide variety of potential feedstocks. Some of these potential feedstocks include but are not limited to switchgrass, miscanthus, sweet sorghum, hemp, big blue stem, and corn stover. However, for any of these feedstocks to be adopted and purchase acres from the traditional commodities grown, such as corn, soybeans, wheat, tobacco, etc. they must provide producers with at least the same profit per acre as the current commodities being produced. In recent years, this would have been a very difficult task, but falling commodity prices have made this a more realistic situation.

Potential Feedstocks:



Background:

- Starting in 2006 traditional commodity prices began to climb as the production of ethanol and other demand factors on these commodities increased. In 2012, commodity prices spiked with a significant drought and reached all time highs. Increasing prices has lead to increased corn and soybean production in non traditional areas of the state, specifically Eastern Kentucky. .
- The graphics in Figure 1 shows the percentage change in corn (top) and soybean (bottom) acres by county from 2010 to 2014.
- Figure 2 shows percentage change in tobacco from 2010 to 2013.
- Now with falling commodity prices there is the potential for different feedstock to enter into production as producers look for alternative crops to produce.
- New crop adoption will occur if the Net Returns for these alternative crops are above the returns they can receive on the traditional commodities produced in these counties.

Figure 1: Percentage Change in Corn (Top) and Soybean (Bottom) in Kentucky from 2010 to 2014

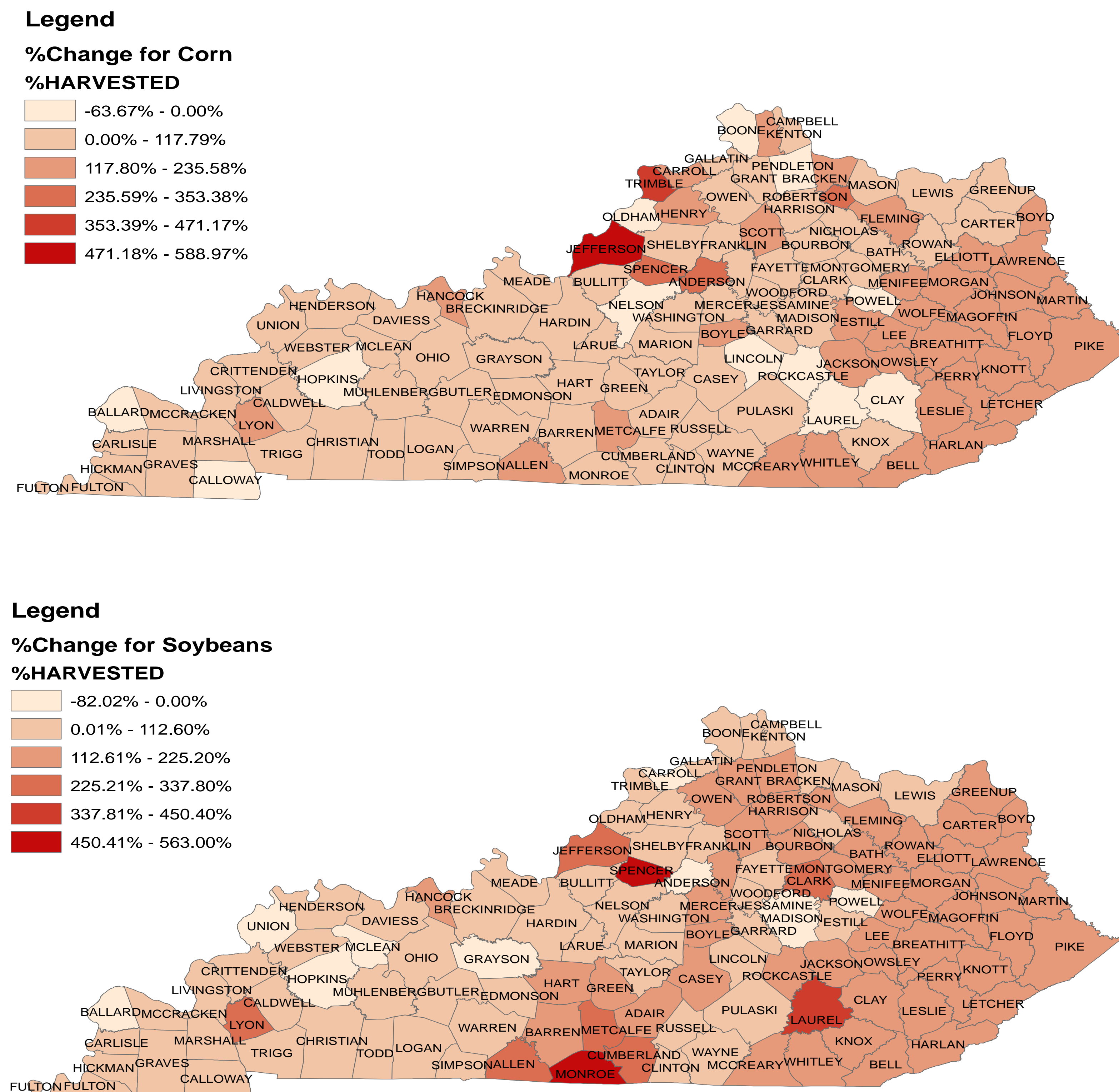
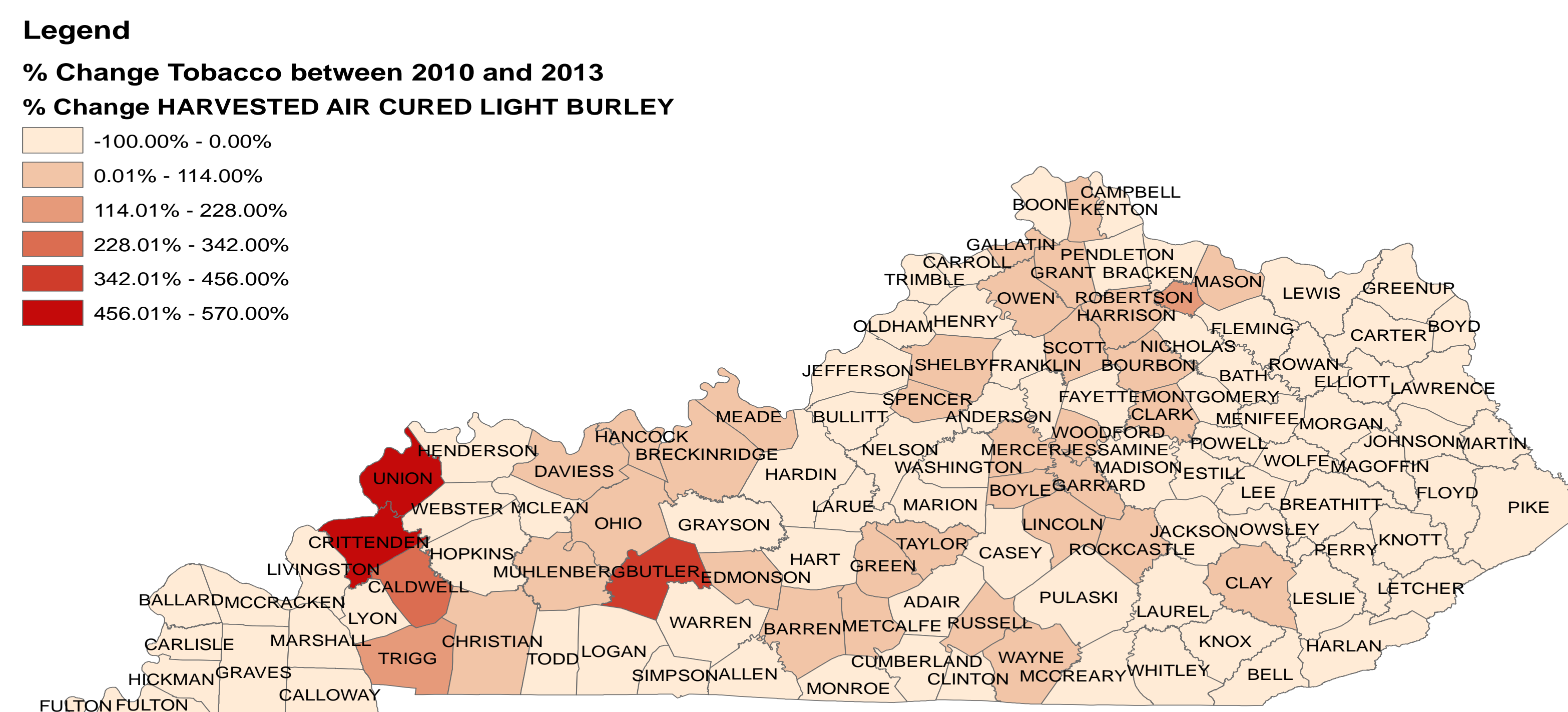


Figure 2: Percentage Change in Tobacco in Kentucky from 2010 to 2013



Objectives:

- Simulate the expected returns of the various feedstocks being considered and compare those with the expected returns of crops currently being produced in the state.
 - Estimation of feedstock production costs
 - Estimation of land availability and Crop Mix Changes
- Examine potential bioprocessing methods, products, and what biomanufacturers will pay for the feedstock (Future Work).
 - Estimation of processing costs
 - Driven by other pillars of project
 - Estimation of processing plant locations and transportation costs

Data and Methods:

- Data collected from the National Agricultural Statistics Service on acreages for the following in Kentucky:
 - Total Land, Crop Land, Pasture Land, and Idle Land by county
 - Corn, Soybean, Wheat, and Tobacco by county
 - Production cost estimates for each commodity are updated from the UK Crop Budgets
 - Production costs for each of the potential feedstock are modified for Kentucky
- Simulation Model with stochastic feedstock and commodity prices
- Crop Mix Optimization Model:

$$\max Z = \sum_{j=1}^n NR_j AC_j$$

subject to

$$\sum_{i=1}^m l_i \leq usable_j$$

$$a_{ij} \geq \min_{ij}$$

$$a_{ij} \leq \max_{ij}$$

$$X_j, l_i, a_{ij}, bio_j \geq 0$$

Where:
 NR = Net Returns
 AC = Acres
 Usable = Total Useable Land
 Min = Minimum Acreage
 Max = Maximum Acreage
 i = County
 j = Crop

Discussion and Future Work:

- The expectation is that states east of I-65 may be some of the first adopters of these potential feedstocks. These are not traditional corn and soybean areas and have higher costs of production
- Areas with high levels of idle acres will also be first adopters but these area are constrained by land type.
- Perennial crops will have a high initial investment costs and require prices and contracts that reflect.
- Annual crops will have lower initial investment costs and give producers the flexibility to move in and out of the market.
- Develop strategies to help with the development of the Bioeconomy in Kentucky.

Acknowledgement:

- Funding for this project provided by NSF Award #1355438