



**AgEcon** SEARCH  
RESEARCH IN AGRICULTURAL & APPLIED ECONOMICS

*The World's Largest Open Access Agricultural & Applied Economics Digital Library*

**This document is discoverable and free to researchers across the globe due to the work of AgEcon Search.**

**Help ensure our sustainability.**

Give to AgEcon Search

AgEcon Search

<http://ageconsearch.umn.edu>

[aesearch@umn.edu](mailto:aesearch@umn.edu)

*Papers downloaded from **AgEcon Search** may be used for non-commercial purposes and personal study only. No other use, including posting to another Internet site, is permitted without permission from the copyright owner (not AgEcon Search), or as allowed under the provisions of Fair Use, U.S. Copyright Act, Title 17 U.S.C.*

# Sustainability of Regional Food Reserves When Default Is Possible

Randall S.  
Romero-Aguilar

romero-aguilar.1@osu.edu

Mario J. Miranda

miranda.4@osu.edu

Department of Agricultural, Environmental and Development Economics  
The Ohio State University

**Selected Paper prepared for presentation for the 2015 Agricultural & Applied Economics  
Association and Western Agricultural Economics Association Annual Meeting,  
San Francisco, CA, July 26-28.**

Copyright 2015 by Randall S. Romero-Aguilar and Mario J. Miranda. All rights reserved. Readers may make verbatim copies of this document for non-commercial purposes by any means, provided that this copyright notice appears on all such copies.

## Abstract

We model a regional grain reserve as a game of two countries that agree to pool together a fraction of their grain to cope with production risk, but that can also repudiate their obligations at any moment. The reserve can be operated as a “credit union” or an “insurance union”. We find that although risk sharing is more effective when production shocks are negatively correlated, the regional reserve is more sustainable when the correlation is positive. We also find that an “insurance” game can be more sustainable than a “credit” game.

**Key words:** multilateral reserve; grain; food crisis; default; game theory

## 1 Introduction

The food price surge of 2007/2008 has revamped interest in public food reserves in Africa and Asia, as a tool to deal with excessive price volatility and with emergencies triggered by extreme weather or other disasters. Many governments from these continents have been expanding their food stock capacities, and by 2012 about 70 percent of African countries and over 90 percent of Asian countries maintained national food reserves (Demeke et al. 2014).

The interest in storage policies is not limited to national reserves. It has been argued that a coordinated, supra-national reserve could better address emergency situations because (i) economies of scale can save cost, (ii) independent management could prevent governments from using reserves for political gains, and (iii) the provision of forums for collective agreements could help avoid trade restrictions during major food crises. Consequently, the development of multilateral buffer stocks is now strongly supported by the international community. To date, major efforts to implement regional reserves are being taken by the Economic Community of West African States (ECOWAS), the Association of Southeast Asian Nations (ASEAN), and by the South Asian Association for Regional Cooperation Food Bank (SFB) (Briones 2011; G20 Working Group 2011; Iqbal and Amjad 2010).

Yet doubts persist regarding the feasibility of regional reserves. In particular, there are concerns about implementation procedures, financial sustainability, implications for free trade, and the commitment of member countries, especially those that maintain their own national reserves (Demeke et al. 2014; G20 Working Group 2011; Gilbert 2011; Robinson 2011).

In practice, a multilateral reserve can operate in either of two ways: as a “credit union” or as an “insurance union”. In the first case, countries keep a given amount of grain in the joint reserve, from which they can borrow when in distress. In the latter, the grain contributed to the joint reserve is considered a premium, and countries in distress receive grain as indemnity, not as a loan. Regardless of how it operates, a multilateral reserve is intrinsically a financial agreement, and participating countries are subject to the risk of financial loss, in the form of defaulted grain loans or unpaid indemnities.

This essay analyzes the stability of a bilateral buffer stock, asking what circumstances may lead countries to default. A bilateral agreement is modeled as a discrete-time, infinite-horizon dynamic game, where the players are two countries and “nature” (as food production in subject to idiosyncratic shocks). At each time period, each country must decide how much grain to store in the regional reserve, and whether to withdraw from the regional agreement. The payoff for each country is given by the lifetime discounted utility from consumption for its representative agent. To keep the model tractable, we assume that the countries do not trade with each other and that once a country reneges on its obligations the joint reserve is permanently dissolved. Different versions of the game are considered, changing the rules governing borrowing limits (in the credit union) and indemnities (insurance union). Nash Markov perfect equilibria are computed by numerical methods, and the model is simulated to compute the expected duration of the agreement. In the end, the objective of this paper is to determine what set of rules should be incorporated in regional reserve agreements to increase their financial viability.

Our main results are as follow. The stability of the joint reserve ultimately depends on the magnitude of the food transfers (be it indemnities or loans) required from one country at a certain time period: the bigger the required transfer, the higher the incentive for the paying country to renege on its obligations. This implies that if transfers are proportional to the difference in production shocks, then

the reserve will be more stable if production shocks are positively correlated than otherwise, because on average the required transfers would be smaller. Nonetheless, smaller transfers also mean that the reserve is less effective at isolating countries from shocks.

We also find that an “insurance” game can be more sustainable than a “credit” game.

## 2 The model

Two countries,  $A$  and  $B$ , form a joint reserve to deal with their idiosyncratic production shocks. However, since they are unable to commit, either country can walk away from the agreement at any time, potentially causing a loss (unpaid loan or indemnity) to the other country. Once any of the countries defaults, the joint reserve is permanently closed.

### A country in autarky

Each year the country starts with  $a_t$  units of grain, consisting on current production  $\tilde{q}_t$  and previous year stock  $s_{t-1}$ :

$$a_t \equiv \tilde{q}_t + (1 - \phi)s_{t-1}$$

Here  $\phi$  represents the unit cost of storage. The random production level follows an i.i.d. non-standard beta distribution with support  $[1 - \lambda, 1 + \lambda]$ , where

$$\frac{\tilde{q} - (1 - \lambda)}{2\lambda} \sim \text{Beta}(\alpha, \alpha). \quad (1)$$

Notice that the two parameters of the beta distribution are equal, rendering a symmetric distribution, and that  $\mathbb{E} \tilde{q} = 1$ .

The country has an infinitely-lived representative consumer with instant utility  $u(c)$  and constant discount factor  $\delta$ . The country’s objective is to maximize the lifetime utility of its consumer by storing

grain:

$$V(a) = \max_{s \in [0, a]} \{u(a - s) + \delta \mathbb{E} V(a')\} \quad (2)$$

$$\text{subject to } a' = (1 - \phi)s + \tilde{q}'$$

## Game version 1: Coinsurance contract

The two countries agree to share a fraction  $\psi$  of their availabilities. While they both honor their agreement, their post-redistribution availabilities  $\hat{a}$  become

$$\hat{a}_A = (1 - \psi)a_A + \psi a_B$$

$$\hat{a}_B = \psi a_A + (1 - \psi)a_B$$

There are two possible discrete states  $i$ , with  $i = 0$  denoting that the reserve is still open and  $i = 1$  otherwise. Furthermore, while the reserve is still open country  $c \in \{A, B\}$  has two discrete options  $j_c$ : either cooperate ( $j_c = 0$ ) or default ( $j_c = 1$ ). Countries observe the private availabilities (and therefore the contractual transfer  $\psi(a_A - a_B)$ ) at the beginning of the year, decide whether to cooperate, transfer the grain (if both are cooperating) and then they separately decide how much to store and to consume. If any of the countries defaults then  $\hat{a}_c = a_c$  (no transfer takes place).

Assuming that the joint reserve is still open, let  $v_{j_A j_B}^c(a_A, a_B)$  be the payoff for country  $c$  when countries choose  $j_A, j_B$ . Since countries go back to autarky if any of them defaults, it follows that  $v_{j_A j_B}^c(a_A, a_B) = V^c(a_c) - \sigma j_c$  whenever  $j_A + j_B \neq 0$ . Here,  $\sigma > 0$  represents a “stigma” penalty paid by country  $c$  if it defaults. Denote by  $W^c(a_A, a_B) = v_{0,0}^c(a_A, a_B)$  the payoff for country  $c$  when both countries cooperate. Then the value of the joint reserve for country  $c$ ,  $U^c(a_A, a_B)$ , is given by the expected payoff of the game represented in Figure 1.

		Country B			
		$j$		Cooperate	Default
Country A	Cooperate	$W^A(a_A, a_B) \quad , \quad W^B(a_A, a_B)$		$V^A(a_A) \quad , \quad V^B(a_B) - \sigma$	
	Default	$V^A(a_A) - \sigma \quad , \quad V^B(a_B)$		$V^A(a_A) - \sigma \quad , \quad V^B(a_B) - \sigma$	

Figure 1: Default in the insurance game: Normal form representation

When both countries cooperate the joint reserve would be open the following year, so

$$W^c(a_A, a_B) = \max_{s_c \in [0, \hat{a}_c]} \left\{ u(\hat{a}_c - s_c) + \delta \mathbb{E} U(a'_A, a'_B) \right\} \quad (3)$$

subject to  $a'_c = (1 - \phi)s_c + \tilde{q}'_c$

### Game version 2: Credit contract

In the credit version of the game, the countries still redistribute  $l = \psi(a_B - a_A)$  units of grain, but as a loan that must be repaid the following period. In this case the post-redistribution availabilities are:

$$\hat{a}_A = (1 - \psi)a_A + \psi a_B - l$$

$$\hat{a}_B = \psi a_A + (1 - \psi)a_B + l$$

where  $l$  represents the grain loan from the previous year. This version of the game is represented in Figure 2.

		Country B			
		$j$		Cooperate	Default
Country A	Cooperate	$W^A(a_A, a_B, l), \quad W^B(a_A, a_B, l)$		$V^A(a_A) \quad , \quad V^B(a_B) - \sigma$	
	Default	$V^A(a_A) - \sigma \quad , \quad V^B(a_B)$		$V^A(a_A) - \sigma \quad , \quad V^B(a_B) - \sigma$	

Figure 2: Default in the credit game: Normal form representation

### 3 Solving the model

The solution algorithm builds upon Vedenov and Miranda 2001 and Miranda and Fackler 2002, who solve dynamic games with continuous policy variables, to incorporate a discrete choice (in our case, cooperate or default). For each country in isolation, the value function  $V$  can be approximated beginning with a guess  $V^{(0)}$  as to what the value of a given availability might be. Given this provisional guess for the autarky value function, it is possible in principle to solve Bellman equation (2) to compute a new iteration  $V^{(1)}$ . This process may be repeated indefinitely until the sequences of iterates converges to the one true value function. Convergence is guaranteed by the same Contraction Mapping Theorem that is used to establish the existence and uniqueness of  $V$ . Although the value functions  $V$  do not possess a known closed form expression, they may be computed to any desired degree of accuracy using standard projection methods. In particular, we construct a finite-dimensional approximation  $V^{(0)}(a) \approx \sum_{h=1}^H c_h \phi_h(a)$ , where  $\phi_h$  is a Chebyshev polynomial, and  $c_h$  its corresponding collocation coefficient.

To find the subgame perfect Nash equilibria of the dynamic games, we start with a guess  $W^{A,(0)}$ ,  $W^{B,(0)}$  for value obtained by players  $A$  and  $B$  when both of them cooperate. We use these initial guess, together with the autarky value functions previously obtained, to compute a first estimate  $U^{A,(0)}$  and  $U^{B,(0)}$  of the expected payoffs of the games in Figures 1 and 2. In the next step, we use the estimated expected payoffs and (3) to obtain new iterates  $W^{A,(1)}$ ,  $W^{B,(1)}$ . As before, this process is repeated until the required value functions converged to a game solution. However, in this case the algorithm faces a potential complication: When solving a dynamic game with discrete choices (“default” and “cooperate” in our model), the game may have zero, one, or two Nash equilibria in pure strategies, depending on the state variables<sup>1</sup>. Thus, instead of converging to a unique solution, the iterations could oscillate indefinitely around multiple equilibria. To guarantee a unique solution, in solving the game we restrict  $U^A$  and  $U^B$  to the payoff associated with the mixed-strategy Nash equilibrium of each subgame.

---

<sup>1</sup>For example, for certain combinations of availabilities the game may take the form of a battle-of-the-sexes game, while for others it may be a matching-pennies game.



Furthermore, as in the case of the autarky value function, the closed form solution of  $U$  and  $W$  is unknown, so we approximate these functions with Chebyshev polynomials.

As stated in (1), the marginal distribution of production in countries  $A$  and  $B$  is an affine transformation of a beta distribution. To consider cases of correlated production shocks, we discretized the joint distribution of production using copulas.

To illustrate the model, we set baseline parameters as shown in Table 1.

Symbol	Description	Player 1	Player 2
$\rho$	risk aversion	2.00	2.00
$\phi$	storage cost	0.05	0.05
$\delta$	discount factor	0.95	0.95
$\sigma$	stigma	0.05	0.05
$\alpha$	beta distribution parameter	1.25	1.25
$\lambda$	max. production shock	0.30	0.30
$\psi$	shared availab.		0.15
$\varrho$	production correlation		0.00

Table 1: Model baseline parameters

## 4 Results

Figure 3 presents the value function and the optimal storage policy for a country in autarky (note that the solution is the same for both countries because they are identical). To facilitate the discussion, assume that the initial reserve is empty, so that availability equals the current production level. A country in autarky does not keep any grain in storage whenever production is below average (expected production equals one). If production is above average, the country consumers roughly one-third of the excess production and stores the remaining grain.

When the countries are in the joint reserve, they expect to transfer  $|\psi(a_B - a_A)|$  units of grain, either as an indemnity or as a loan. In both cases, we may anticipate that the incentive for a country to renege on the agreement grows with the size of the transfer. We confirm this result in Figure 4, which shows the probability of the dissolution of the joint reserve (that is, of at least one country renegeing) as a function of the initial availabilities, for the insurance game (top left) and the credit game when initial

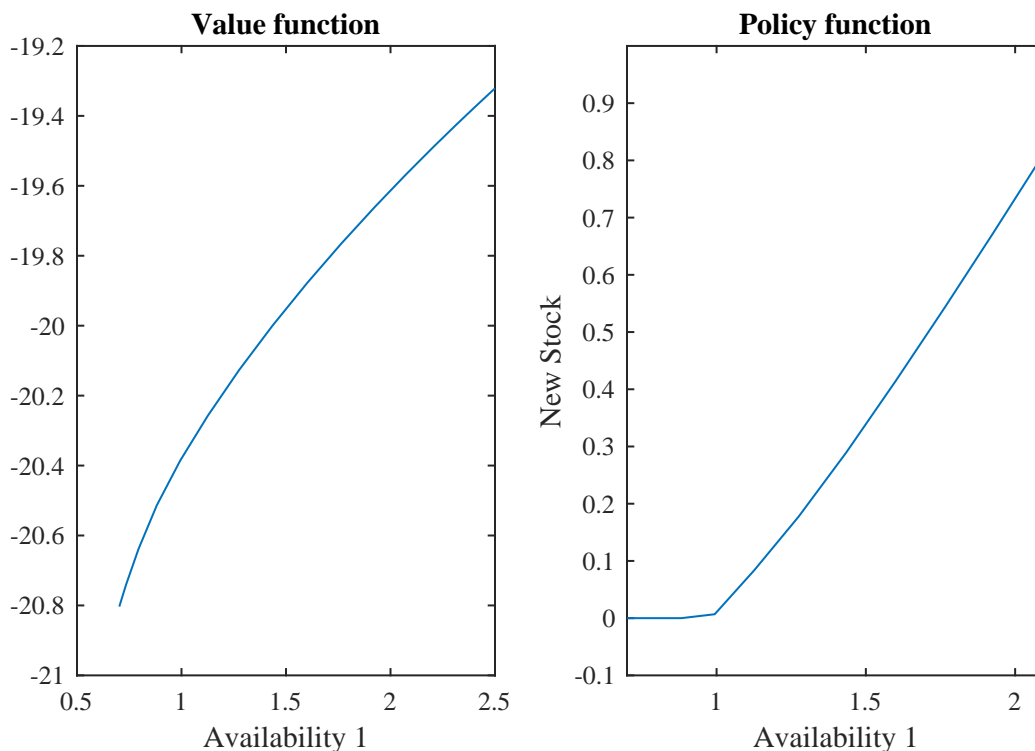


Figure 3: Value and policy functions for a country in autarky

debt is zero (top right), A owes 0.05 units to B (bottom left) and B owes 0.05 units to B (bottom right). In terms of the first two plots, the required transfer is given by the distance from the 45-degree line.

Notice that in all cases the transition from the no-default regions to the default-with-probability-one regions is sharp, without taking intermediate default probabilities (as would be the case in a mixed-strategy Nash equilibrium). This is due to the design of the game: at any given state, only the country that must pay the transfer (or give a loan) has any incentive to default. For the other country, cooperating is the dominant strategy. Knowing this dominant strategy and for any given availability of the receiving country, there is a level of availability for the paying country at which point it becomes indifferent between transferring the grain and paying the stigma penalty<sup>2</sup>. Furthermore, notice that if country A owes 0.05 units of grain and its production is below average it will certainly default on its loan (an equivalent result holds if country B is the debtor).

We next address the issue of the long-term sustainability of the joint reserve. To this end, we run a

---

<sup>2</sup>The boundary between the default and cooperation regions is smooth; it looks pixelated in the figures due to the discretization of the state space.

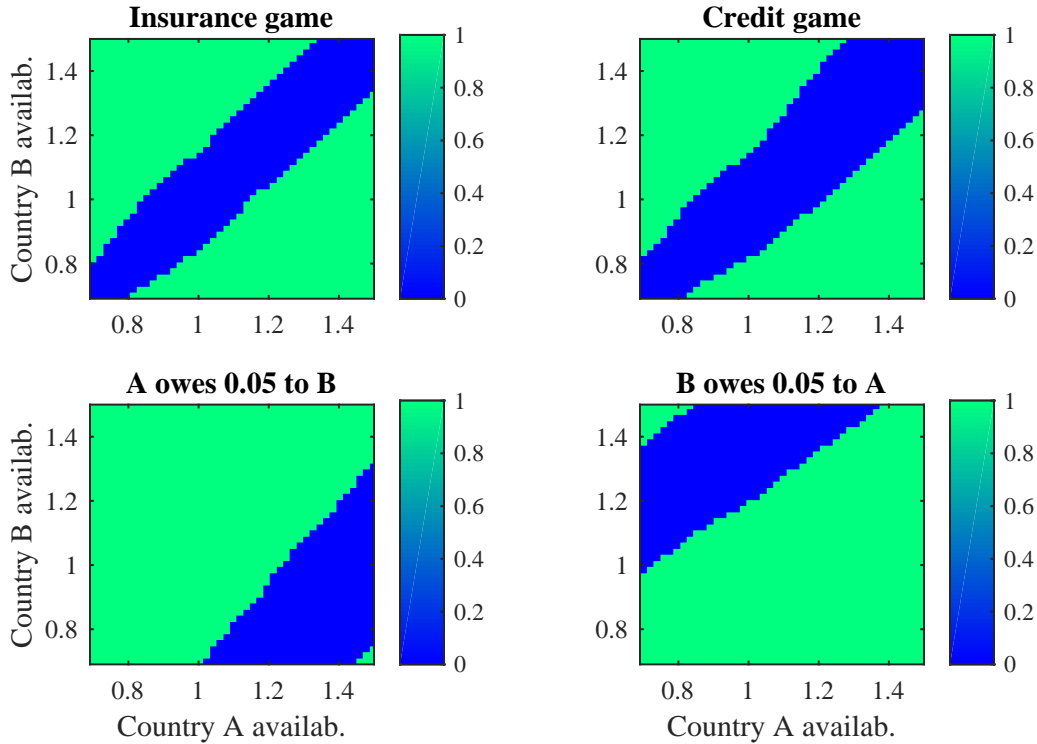


Figure 4: Probability of dissolution of the joint reserve

Monte Carlo simulation of the insurance and the credit games, consisting of ten thousand independent replications of a 30-period simulation, starting from a state where each country has one unit of grain in availabilities (and there is no outstanding debts in the case of the credit model). For each simulated period, we compute the survival rate as the share of replications where the joint reserve is still operating. The results are presented in Figure 5.

In the baseline, the survival rate for a joint reserve is essentially the same for the insurance and the credit contracts. This could be anticipated from the results in Figure 4, which show that when there is no outstanding debts the default regions for both versions of the game overlap significantly. Here, we find that the probability of finding the reserve open sink sharply after the second period, falling below 5 percent in just seven periods.

In Figure 6 we study the effect of production correlation on the sustainability of the reserve. As a general rule, (when default is not possible) two agents can more easily cope with risk when their shocks are negatively correlated. However, if default is possible and the transfer of wealth is propor-

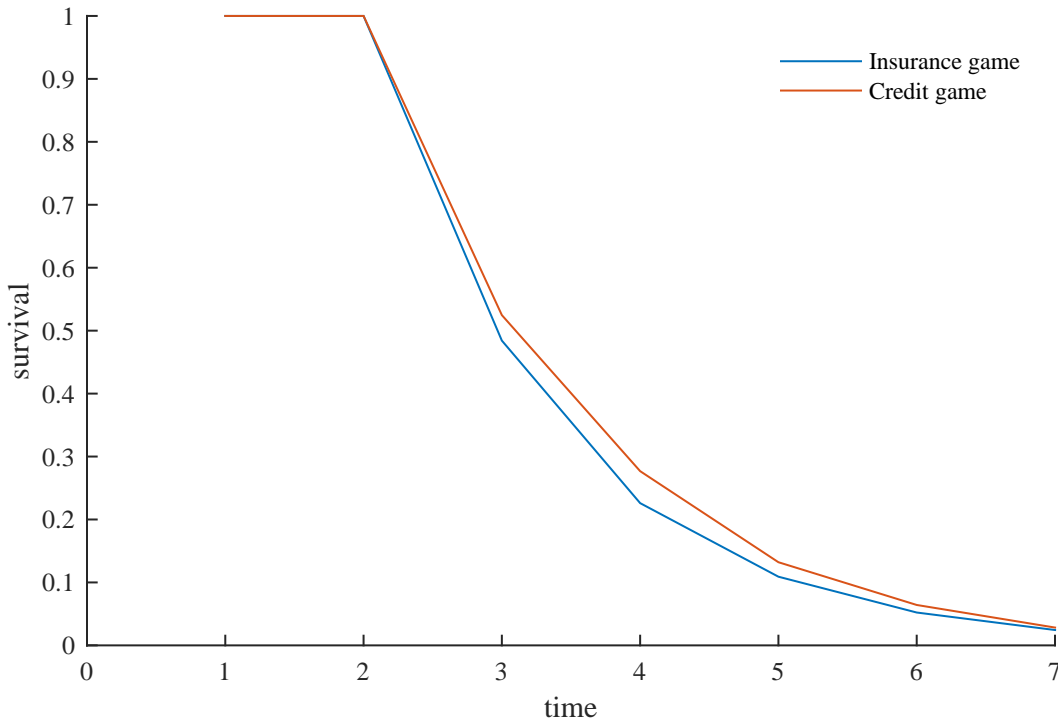


Figure 5: Survival function for the joint agreement

tional to the difference in shocks, then the risk-sharing mechanism is more stable when shocks are *positively* correlated. In this case, since the transfer of grain are typically smaller, there is less incentive to default; by the same token, smaller transfers also hinder the ability of the countries to effectively smooth consumption.

Given that the likelihood of default depends crucially on the magnitude of the grain transfers between countries, one way to improve the stability of the joint reserve is by reducing the fraction  $\psi$  of the gap in availabilities that is transferred. For example, in Figure 7 we compute the probability of default for a given combination of availabilities, assuming to initial debts, when  $\psi = 0.15$ . As expected, the no-default regions increase relative to their counterpart in Figure 4, for both types of contracts. Notice however that the insurance game is much more responsive to this change of policy, as reflected in Figure 8: while the survival of the credit contract improves modestly, the survival rate of the insurance contract remains close to one for at least nine periods

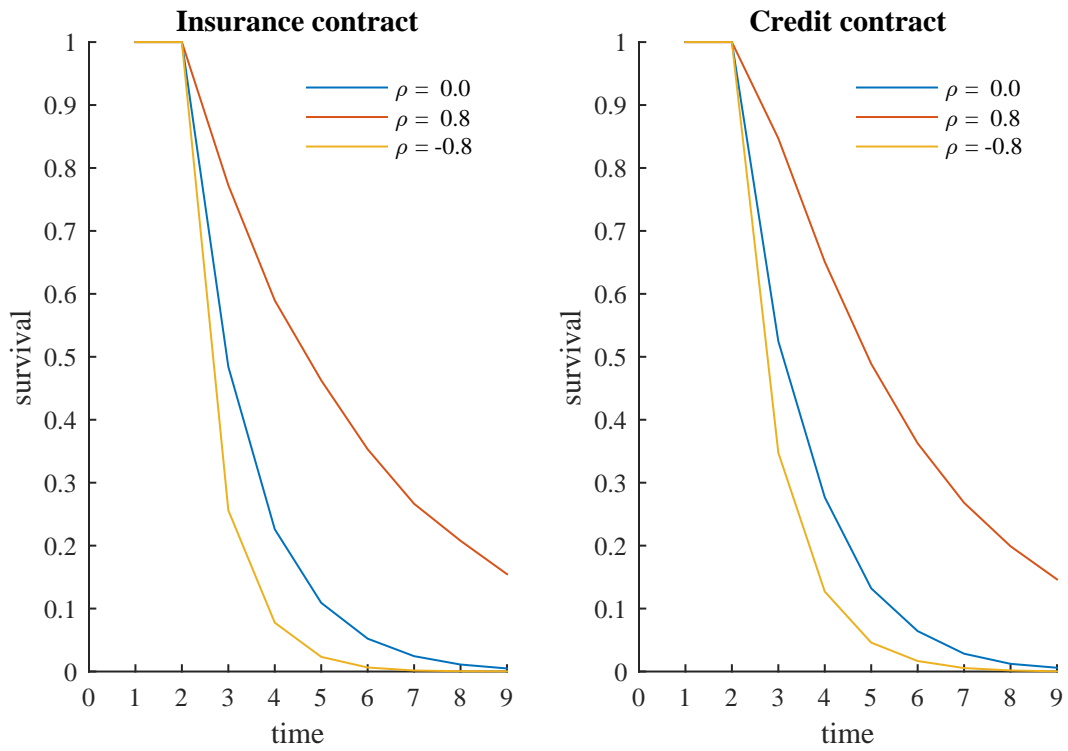


Figure 6: The effect of production correlation on survival of the reserve

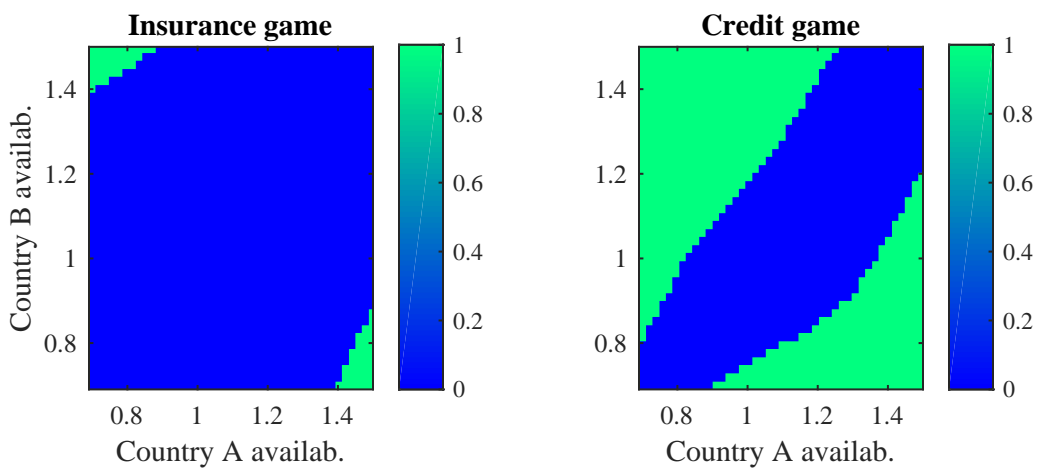


Figure 7: Probability of dissolution with smaller transfers

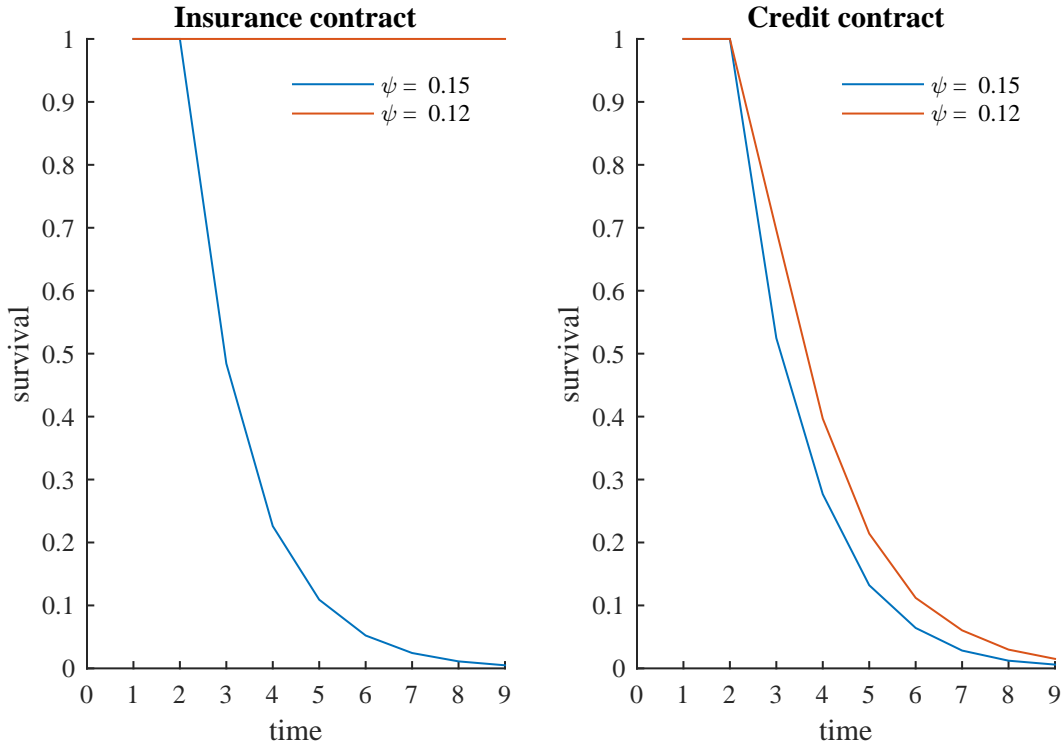


Figure 8: The effect of transfer size on survival of the reserve

## 5 Conclusion

This paper illustrates how the stability of a joint food reserve is affected by *i*) the type of financial contract (insurance or credit), *ii*) the size of the financial transfers (indemnity or loans) and *iii*) the correlation of production shocks. We find that because bigger financial obligations drive countries to default, the joint reserve is more sustainable when production shocks are positively correlated.

We also show that depending on the predetermined level of pooling (parameter  $\psi$  in the model), a mutual insurance contract may be more sustainable than a credit contract.

## References

- Briones, Roehlano M. (2011). *Regional Cooperation for Food Security The Case of Emergency Rice Reserves in the ASEAN Plus Three*. ADB Sustainable Development Working Paper Series 18. Asian Development Bank.
- Demeke, Mulat et al. (2014). *Food and agriculture policy decisions: trends, emerging issues and policy alignments since the 2007/08 food security crisis*. Food and Agriculture Organization of the United Nations (FAO).
- G20 Working Group (2011). *Emergency Humanitarian Food Reserves: Feasibility Study, Cost-Benefit Analysis and Proposal for Pilot Programme*. FAO, IFPRI, OECD, WFP, World Bank, African Union, CILSS, ECOWAS, NEPAD, UEMOA, and G20 Agricultural Ministeries.
- Gilbert, Christopher L. (2011). *Food Reserves in Developing Countries : Trade Policy Options for Improved Food Security*. ICTSD Programme on Agricultural Trade and Sustainable Development Issue Paper 37. International Centre for Trade and Sustainable Development (ICTSD).
- Iqbal, Muhammad and Rashid Amjad (2010). *Food security in South Asia: strategies and programmes for regional collaboration*. MPRA Paper 38077. University Library of Munich, Germany.
- Miranda, Mario J. and Paul L. Fackler (2002). *Applied Computational Economics and Finance*. MIT Press.
- Robinson, Matthew J D (2011). *Regional Grain Banking for Food Security. Past and Present Realities from SAARC Initiatives*. CUTS International.
- Vedenov, Dmitry V and Mario J Miranda (2001). “Numerical solution of dynamic oligopoly games with capital investment”. In: *Economic Theory* 18.1, pp. 237–261.