



AgEcon SEARCH
RESEARCH IN AGRICULTURAL & APPLIED ECONOMICS

The World's Largest Open Access Agricultural & Applied Economics Digital Library

This document is discoverable and free to researchers across the globe due to the work of AgEcon Search.

Help ensure our sustainability.

Give to AgEcon Search

AgEcon Search

<http://ageconsearch.umn.edu>

aesearch@umn.edu

*Papers downloaded from **AgEcon Search** may be used for non-commercial purposes and personal study only. No other use, including posting to another Internet site, is permitted without permission from the copyright owner (not AgEcon Search), or as allowed under the provisions of Fair Use, U.S. Copyright Act, Title 17 U.S.C.*

P895-147534

**FOREIGN AGRICULTURAL TRADE OF THE UNITED STATES (FATUS),
SEPTEMBER/OCTOBER 1994. ECONOMIC RESEARCH SERVICE,
WASHINGTON, DC. COMMERCIAL AGRICULTURE DIV. 1994 136P**

01/02

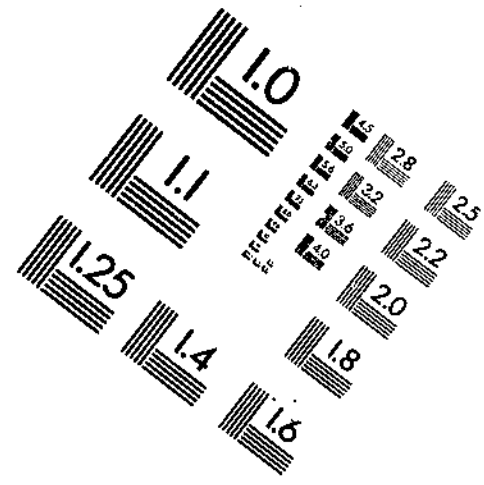
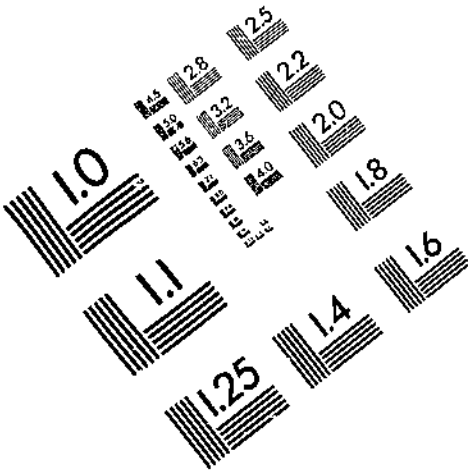


AIM

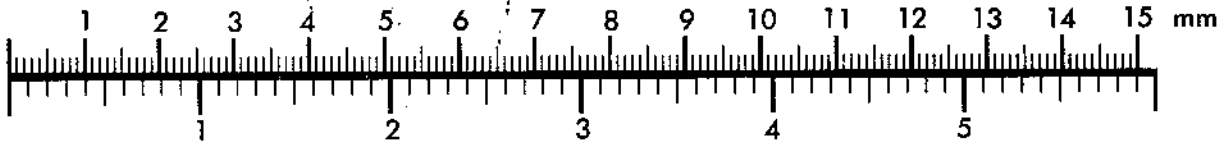
Association for Information and Image Management

1100 Wayne Avenue, Suite 1100
Silver Spring, Maryland 20910

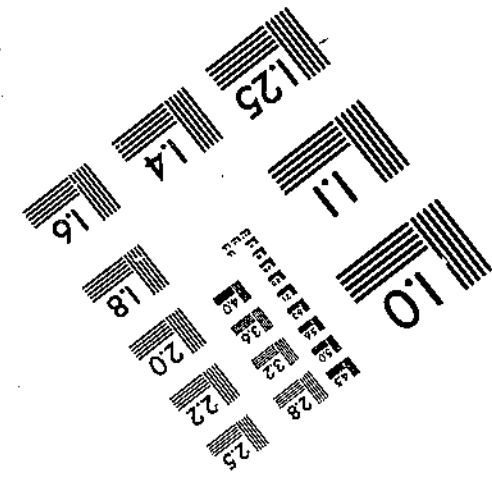
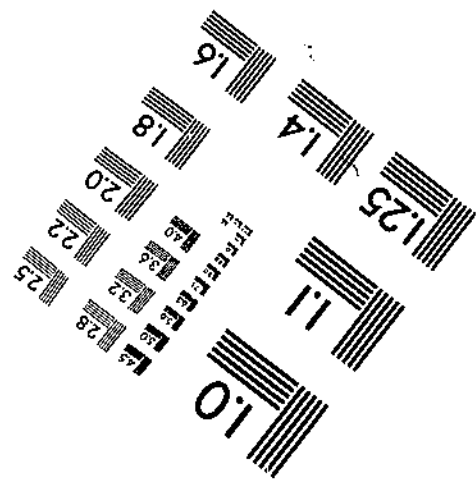
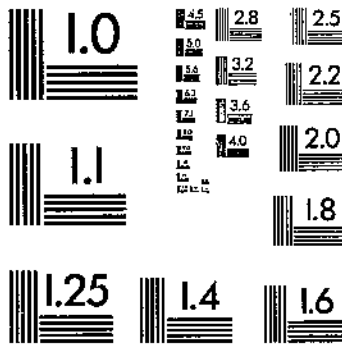
301/587-8202



Centimeter



Inches



MANUFACTURED TO AIM STANDARDS
BY APPLIED IMAGE, INC.




PB95-147534

NTIS
Information is our business.

FOREIGN AGRICULTURAL TRADE OF THE UNITED STATES (FATUS), SEPTEMBER/OCTOBER 1994

(U.S.) ECONOMIC RESEARCH SERVICE, WASHINGTON, DC

1994



U.S. DEPARTMENT OF COMMERCE
National Technical Information Service

BIBLIOGRAPHIC INFORMATION

PB95-147534

Report Nos:

Title: Foreign Agricultural Trade of the United States (FATUS), September/October 1994.

Date: 1994

Performing Organization: Economic Research Service, Washington, DC. Commercial Agriculture Div.

Supplemental Notes: See also report for Jul/Aug 94, PB95-111761.

NTIS Field/Group Codes: 98B (Agricultural Economics), 96C (International Commerce, Marketing, & Economics)


Price: PC A07/MF A02

Availability: Available from the National Technical Information Service, Springfield, VA. 22161

Number of Pages: 136p

Keywords: *International trade, *Agricultural economics, *Agricultural products, *United States, Exports, Imports, Commodities, Foreign countries, Global, Market value, Statistical data.

Abstract: U.S. agricultural exports totaled nearly \$40 billion during October 1993-August 1994, about \$600 million higher than the same period of fiscal 1993. The United States normally exports over three-quarters of its agricultural commodities to its top-ten markets, and so far nearly \$31 billion worth of goods were sent. Japan, the European Union (EU), and Canada continue to be dominate markets with over \$19 billion worth of commodities exported through August. Mexico, Taiwan, Korea, the former Soviet Union (FSU), Hong Kong, China, and Algeria complete the top markets. Fiscal 1994 U.S. agricultural imports reached a record \$24 billion for October 1993-August 1994, up 7 percent from the same period in fiscal 1993. Competitive imports were \$1 billion higher at \$18.5 billion and noncompetitive imports rose \$400 million to \$5.5 billion.





Sales Information

Foreign Agricultural Trade of the United States is available on a subscription basis. Subscription includes six bimonthly issues and two annual supplements. Subscription rates are **\$29 domestic; \$36.25 foreign**. Send check or money order payable to "ERS-NASS" to:

ERS-NASS
341 Victory Drive
Herndon, VA 22070

For faster service or more information, call

1-800-999-6779.

Time to Renew?

See renewal information on the back cover.

List of Abbreviations

| Abbreviation | Description | Abbreviation | Description |
|--------------|-------------------|--------------|--------------------------|
| Ag | Agricultural | MT | Metric tons |
| Anhyd | Anhydrous | NA | Not applicable |
| Cent plan | Centrally planned | n.e.c. | Not elsewhere classified |
| Chill | Chilled | NO | Number |
| Devel | Developed | Nonag | Nonagricultural |
| Dol | Dollars | OC | Ocean |
| Evap | Evaporated | Pac | Pacific |
| Ex | Excluding | Parb | Parboiled |
| Ext | Extracts | Pen | Peninsula |
| Fr | Fresh | Prep | Preparations, prepared |
| Froz, Frz | Frozen | Pres | Preserved |
| HL | Hectoliters | Prod | Products |
| Incl | Including | Prop | Propelled |
| Is | Island(s) | Prot | Protein |
| Mach | Machinery | Terr | Territory |
| Mfg | Manufactured | Unmfg | Unmanufactured |
| Misc | Miscellaneous | Veg | Vegetable(s) |

Prepared by the Trade Analysis Branch, Commercial Agriculture Division, Economic Research Service, U.S. Department of Agriculture. Principal coordinators are Joel L. Greene and Mary L. Fant. Lilia E. George provides word processing and table formatting support. Editorial support is furnished by Martha R. Evans, Publications Services Branch, Information Services Division. Data Processing support is provided by Kenneth King and William Meiller, Information Technology Services, Information Services Division.



Foreign Agricultural Trade of the United States. Trade Analysis Branch, Commercial Agriculture Division, Economic Research Service, U.S. Department of Agriculture.

Digest

Fiscal 1994 Exports Ahead of Fiscal 1993 (see page 2)--U.S. agricultural exports totaled nearly \$40 billion during October 1993-August 1994, about \$600 million higher than the same period of fiscal 1993. The United States normally exports over three-quarters of its agricultural commodities to its top-ten markets, and so far nearly \$31 billion worth of goods were sent. Japan, the European Union (EU), and Canada continue to be dominate markets with over \$19 billion worth of commodities exported through August. Mexico, Taiwan, Korea, the former Soviet Union (FSU), Hong Kong, China, and Algeria complete the top markets.

Imports Reach Record High (see page 6)--Fiscal 1994 U.S. agricultural imports reached a record \$24 billion for October 1993-August 1994, up 7 percent from the same period in fiscal 1993. Competitive imports were \$1 billion higher at \$18.5 billion and noncompetitive imports rose \$400 million to \$5.5 billion.

The **U.S. Agricultural Trade Boosts Overall Economy** article, which usually appears in the September/October issue of **FATUS**, is scheduled to appear in the November/December issue. Data revisions for the article were not completed when this issue was prepared for publication.

The United States Department of Agriculture (USDA) prohibits discrimination in its programs on the basis of race, color, national origin, sex, religion, age, disability, political beliefs and marital or familial status. (Not all prohibited bases apply to all programs). Persons with disabilities who require alternative means for communication of program information (braille, large print, audiotape, etc.) should contact the USDA Office of Communications at (202) 720-5881 (voice) or (202) 720-7808 (TDD). To file a complaint, write the Secretary of Agriculture, U.S. Department of Agriculture, Washington, D.C., 20250, or call (202) 720-7327 (voice) or (202) 720-1127 (TDD). USDA is an equal opportunity employer.

Fiscal 1994 Exports Ahead of Fiscal 1993

U.S. agricultural exports totaled nearly \$40 billion during October 1993-August 1994, about \$600 million higher than the same period of fiscal 1993. The United States normally exports over three-quarters of its agricultural commodities to its top-ten markets, and so far nearly \$31 billion worth of goods were sent. Japan, the European Union (EU), and Canada continue to be dominate markets with over \$19 billion worth of commodities exported through August. Mexico, Taiwan, Korea, the former Soviet Union (FSU), Hong Kong, China, and Algeria complete the top markets.

In recent years almost 50 percent of U.S. agricultural exports were shipped to Japan, the EU, and Canada. Although fiscal 1994 exports to Japan already reached a record \$8.5 billion, exports to the top-three markets were 1 percent less in fiscal 1994 compared with fiscal 1993. Exports of \$6.1 billion to the EU were 14 percent lower than last year, and exports to Canada rose less than 1 percent, offsetting gains to Japan.

U.S. exports to Japan were nearly \$800 million higher than last year. In 1994 the strength of the Japanese yen vis-a-vis the dollar has lowered the costs of imports and stimulated demand for imported food items. Also, the value of wheat, coarse grain, and soybean exports to Japan rose because of higher prices during fiscal 1994. Export volume for these commodities actually declined to 19 million tons from 21.5 million tons in fiscal 1993. U.S. rice exports were 519,000 tons, valued at \$250 million. The United States shipped record levels of vegetables because of Japan's poor summer vegetable harvest. The value of U.S. vegetable exports reached nearly \$550 million through August, \$150 million above fiscal 1993.

U.S. exports to the EU dropped over \$1 billion to \$6.1 billion through August. Soybean shipments fell 2.3 million tons to 6 million tons through August 1994. Sharply higher U.S. soybean prices and lower EU import demand combined to slow U.S. soybean exports. The value of U.S. soybean exports fell to \$1.5 billion from \$1.8 billion. U.S. tobacco exports dropped to \$435 million from \$570 million as there was plenty of lower-priced tobacco available from competing exporters.

Exports to Canada were unchanged from a year earlier at \$4.8 billion. Most of the gain to Canada was in animal feeds and processed grain and

vegetable products. Coarse grain and soybean shipments were sharply lower.

Excluding Japan, markets with the largest export gains compared with October 1992-August 1993 were Mexico, Taiwan, Hong Kong, China, and Algeria. Exports to Mexico, Hong Kong, and Algeria have already reached record values.

Shipments to Mexico of \$3.7 billion through August 1994 have already surpassed record exports of fiscal 1992. Exports were nearly \$300 million higher than fiscal 1993 because of Mexican economic growth and the North American Free Trade Agreement (NAFTA). NAFTA accounted for an immediate gain in beef and corn exports as Mexican beef import tariffs were lowered in January 1994, and corn exports expanded under the tariff-rate-quota agreement. Beef exports totaled \$170 million compared with \$128 million the previous year. Corn exports totaled 1.4 million tons through August, up from 350,000 tons in fiscal 1993.

Exports to Taiwan rose to \$1.9 billion, compared with \$1.8 billion last year. Part of the gain to Taiwan was due to higher prices for corn and wheat. The value of corn exports rose to \$549 million, up from \$514 million, but volume was 7 percent lower at 4.6 million tons. Wheat rose to \$159 million, up from \$126 million, and volume rose 5 percent to 827,000 tons. Fresh fruit exports rose to \$155 million from \$118 million on increased shipments of oranges, peaches, and plums. The value of apple shipments rose, but volume was unchanged. Cattle hide exports rose 28 percent to \$133 million, and volume rose 22 percent to 2.2 million hides.

U.S. exports to Hong Kong reached \$1 billion through August, surpassing last year's record exports of \$880 million. Cotton exports accounted for most of the gain. Cotton shipments increased over 500 percent to \$100 million because Hong Kong imported U.S. cotton as world supplies tightened when Pakistan and China had production shortfalls in 1994. Poultry meat exports were up \$60 million over last year to \$196 million.

U.S. exports to China reached more than \$780 million through August 1994, surpassing last year's \$322 million, and reaching the highest level since fiscal 1990. U.S. cotton exports accounted for the turnaround in 1994. Through August, cotton shipments totaled nearly 300,000 tons

valued at \$485 million, compared with 160 tons at \$158,000 in 1993. Wheat exports were 4 percent lower at 2 million tons, but the value of wheat exports dropped 25 percent because China received substantial EEP bonuses to encourage wheat imports. In fiscal 1994, the export unit value of wheat shipped to China was \$86 per ton, compared with \$109 per ton in fiscal 1993.

U.S. exports to Algeria totaled \$570 million, up from \$414 million in 1993. Wheat accounted for

nearly \$293 million. Continued drought conditions required Algeria to import wheat to meet its food needs in 1994. Corn shipments were down slightly at 1 million tons, but value was 11 percent higher at \$118 million. Soybean oil exports nearly doubled to \$90 million. *(Joel Greene, Trade Analysis Branch, 202-219-0816)*

Table 1--Agricultural, nonagricultural, and total trade balance of exports and imports

| Item | October-August | | August | |
|-------------------------------|----------------|----------|---------|---------|
| | 1992/93 | 1993/94 | 1993 | 1994 |
| <u>Million dollars</u> | | | | |
| Agricultural exports | 39,369 | 39,951 | 2,945 | 3,514 |
| Nonagricultural exports | 358,071 | 387,894 | 31,456 | 37,308 |
| Total exports | 397,440 | 427,845 | 34,401 | 40,822 |
| Agricultural imports | 22,515 | 23,996 | 1,895 | 2,221 |
| Nonagricultural imports | 489,050 | 548,764 | 45,906 | 56,543 |
| Total imports | 511,565 | 572,760 | 47,801 | 58,764 |
| Agricultural trade balance | 16,854 | 15,955 | 1,050 | 1,293 |
| Nonagricultural trade balance | -130,979 | -160,870 | -14,450 | -19,235 |
| Total trade balance | -114,125 | -144,915 | -13,400 | -17,942 |

Table 2--U.S. agricultural exports: Quantity (1,000 tons) of selected commodities, October-August 1992/93 and 1993/94, and August 1993 and 1994

| Commodity group | October-August | | Change | August | | Change |
|-----------------------------|------------------|---------|---------|------------------|--------|---------|
| | 1992/93 | 1993/94 | | 1993 | 1994 | |
| | ---1,000 tons--- | | Percent | ---1,000 tons--- | | Percent |
| Animal products | 3,432 | 3,841 | 12 | 310 | 374 | 21 |
| Meats and meat products | 1,061 | 1,185 | 12 | 93 | 123 | 32 |
| Poultry meats | 893 | 1,243 | 39 | 99 | 123 | 24 |
| Dairy products | 190 | 178 | -6 | 17 | 15 | -12 |
| Fats, oils, and greases | 1,272 | 1,215 | -4 | 100 | 111 | 11 |
| Other animal products 1/ | 16 | 20 | 25 | 1 | 2 | 100 |
| Grains and feeds | 95,463 | 80,148 | -16 | 6,999 | 7,685 | 10 |
| Wheat | 33,193 | 27,946 | -16 | 2,697 | 2,829 | 5 |
| Wheat flour | 1,004 | 959 | -4 | 35 | 111 | 217 |
| Rice | 2,447 | 2,257 | -8 | 249 | 144 | -42 |
| Feed grains | 46,156 | 36,243 | -21 | 3,021 | 3,438 | 14 |
| Feeds and fodders | 10,610 | 10,619 | -0 | 841 | 946 | 12 |
| Fruit and preparations | 2,611 | 2,849 | 9 | 236 | 283 | 20 |
| Nuts and preparations | 525 | 419 | -20 | 37 | 29 | -22 |
| Vegetables and preparations | 2,592 | 2,677 | 3 | 197 | 214 | 9 |
| Oilseeds and products | 27,820 | 22,312 | -20 | 1,104 | 1,753 | 59 |
| Oilcake and meal | 6,150 | 5,085 | -17 | 273 | 426 | 56 |
| Soybeans | 19,581 | 15,213 | -22 | 670 | 1,107 | 65 |
| Sunflowerseeds | 78 | 68 | -13 | 6 | 4 | -33 |
| Vegetable oils | 1,486 | 1,465 | -1 | 126 | 161 | 28 |
| Tobacco, unmanufactured | 221 | 188 | -15 | 10 | 11 | 10 |
| Cotton, excl. linters | 1,071 | 1,493 | 39 | 62 | 116 | 87 |
| Cotton linters | 34 | 69 | 103 | 3 | 7 | 133 |
| Essential oils | 12 | 14 | 17 | 1 | 1 | 0 |
| Seeds | 508 | 461 | -9 | 17 | 15 | -12 |
| Sugar--cane or beet | 296 | 358 | 21 | 18 | 40 | 122 |
| Other 2/ | 32 | 31 | -3 | 3 | 3 | 0 |
| Total | 134,617 | 114,860 | -15 | 8,997 | 10,531 | 17 |

1/ Includes miscellaneous animal products but excludes live animals, hides, and eggs.

2/ Includes miscellaneous vegetable products and beverage bases but excludes fruit juices, nursery stock, and related sugar products.

Table 3--U.S. agricultural exports: Value by months,
October 1991-August 1994

| Month | FY 1992 | FY 1993 ^{1/} | FY 1994 |
|------------------------|---------|-----------------------|---------|
| <u>Million dollars</u> | | | |
| October | 3,396 | 4,166 | 3,872 |
| November | 4,028 | 3,885 | 3,902 |
| December | 3,902 | 3,787 | 4,083 |
| October-December | 11,326 | 11,838 | 11,857 |
| January | 3,668 | 3,675 | 3,737 |
| February | 3,859 | 3,818 | 3,482 |
| March | 3,739 | 3,870 | 3,916 |
| January-March | 11,266 | 11,363 | 11,135 |
| April | 3,706 | 3,630 | 3,449 |
| May | 3,156 | 3,366 | 3,552 |
| June | 3,234 | 3,147 | 3,298 |
| April-June | 10,096 | 10,143 | 10,299 |
| July | 3,263 | 3,080 | 3,148 |
| August | 3,090 | 2,945 | 3,514 |
| September | 3,377 | 3,220 | |
| July-September | 9,730 | 9,245 | |
| Total ^{2/} | 42,417 | 42,589 | |
| Monthly average | 3,535 | 3,549 | |

^{1/} Revised.

^{2/} Totals may not add due to rounding.

Table 4--U.S. agricultural imports: Value by months,
October 1991-August 1994 ^{1/}

| Month | FY 1992 | FY 1993 ^{2/} | FY 1994 |
|------------------------|---------|-----------------------|---------|
| <u>Million dollars</u> | | | |
| October | 1,939 | 2,055 | 2,109 |
| November | 1,878 | 1,941 | 2,077 |
| December | 1,948 | 2,070 | 2,407 |
| October-December | 5,765 | 6,066 | 6,593 |
| January | 2,051 | 2,124 | 2,173 |
| February | 1,938 | 1,950 | 2,033 |
| March | 2,132 | 2,352 | 2,419 |
| January-March | 6,121 | 6,426 | 6,625 |
| April | 2,157 | 2,132 | 2,216 |
| May | 1,988 | 2,121 | 2,179 |
| June | 2,109 | 2,050 | 2,191 |
| April-June | 6,254 | 6,303 | 6,586 |
| July | 2,372 | 1,825 | 1,972 |
| August | 1,880 | 1,895 | 2,221 |
| September | 1,933 | 1,939 | |
| July-September | 6,185 | 5,659 | |
| Total ^{3/} | 24,323 | 24,454 | |
| Monthly average | 2,027 | 2,038 | |

^{1/} Customs value basis.

^{2/} Revised.

^{3/} Totals may not add due to rounding.

Imports Reach Record High

Fiscal 1994 U.S. agricultural imports reached a record \$24 billion for October 1993-August 1994, up 7 percent from the same period in fiscal 1993. Competitive imports were \$1 billion higher at \$18.5 billion and noncompetitive imports rose \$400 million to \$5.5 billion.

With 1 month remaining in fiscal 1994, import gains appear to be widespread and due to a variety of factors. The poor 1993 U.S. grain and oilseed crop contributed to import demand, and the implementation of the North American Free Trade Agreement in January 1994 made some Canadian and Mexican products more attractive.

Vegetable imports were \$2.5 billion, up nearly \$200 million from the previous year. Tomatoes, peppers, and onions from Mexico were the major vegetable imports. Vegetable imports from Mexico were valued at \$1 billion. Grain and feed imports reached \$2.1 billion, 46 percent over the

previous year. Wheat imports from Canada doubled to 2.6 million tons, contributing to the \$668 million gain in total grain and feed imports. Year-to-date coffee value was nearly \$350 million higher than the same period last year, up 25 percent in value to \$1.7 billion. Coffee import values surged due to frosts in Brazil, and coffee roasters were forced to replenish already-depleted inventories. Volume fell from 1.1 million tons a year ago to 889,000 tons so far this year. Beer and wine imports rose 7 percent to end the period at \$1.9 billion. Canada was the major source for beer while Italy shipped the most wine. Oilseeds, primarily soybeans and rapeseed from Canada, gained also, rising by \$249 million to \$1.4 billion for a year-to-date gain of 22 percent. Total soybean imports surged by \$31 million to \$42.7 million and volume jumped from 56,000 tons to 174,000 tons. Fruit and fruit juices, and pork imports also rose. Tobacco, livestock, and beef imports were lower. *(Tom Capehart, Trade Analysis Branch, 202-219-1262)*

INDEX OF APPENDIX TABLES

| Table | Exports | Page |
|----------------|--|------|
| A-1 | U.S. agricultural exports: Quantity and value by commodity | A-2 |
| A-2 | U.S. agricultural exports: Quantity, value, and unit value by commodity and country, October-August 1992/93 and 1993/94, and August 1994 | A-5 |
| A-3 | U.S. wheat exports: Quantity (1,000 MT) by destination, October-August 1992/93 and 1993/94 | A-70 |
| A-4 | U.S. coarse grain exports: Quantity (1,000 MT) by destination, October-August 1992/93 and 1993/94 | A-71 |
| A-5 | U.S. soybean exports: Quantity (1,000 MT) by destination, October-August 1992/93 and 1993/94 | A-72 |
| A-6 | U.S. agricultural exports: Value (1,000 dol.) by destination, October-August 1992/93 and 1993/94 | A-73 |
| Imports | | |
| B-1 | U.S. agricultural imports: Value (1,000 dol.) by country of origin, October-August 1992/93 and 1993/94, and August 1993 and 1994 | B-1 |
| B-2 | U.S. agricultural imports: Quantity and value by commodity | B-2 |
| B-3 | U.S. agricultural imports: Quantity, value, and unit value by commodity and country, October-August 1992/93 and 1993/94, and August 1994 | B-5 |
| Prices | | |
| C-1 | Foreign currency units per U.S. dollar | C-1 |
| C-2 | Domestic and foreign wheat prices | C-2 |
| C-3 | Corn, sorghum, rice, and cotton prices | C-2 |
| C-4 | U.S. and northern European soybean and product prices | C-3 |
| C-5 | U.S. import prices | C-3 |

Appendix table A-1--U.S. agricultural exports: Quantity and value by commodity

| Commodity | October-August | | | | August | | | |
|---------------------------------------|----------------|---------|------------------|------------|----------------|-------|------------------|-----------|
| | Thousand units | | Thousand dollars | | Thousand units | | Thousand dollars | |
| | 1992/93 | 1993/94 | 1992/93 | 1993/94 | 1993 | 1994 | 1993 | 1994 |
| Total agricultural exports(NA): | -- | -- | 39,369,339 | 39,951,486 | -- | -- | 2,945,351 | 3,513,585 |
| Animals & animal prods(NA): | -- | -- | 7,219,353 | 7,843,339 | -- | -- | 648,113 | 783,132 |
| Animals live - ex poultry(NA): | -- | -- | 333,691 | 434,676 | -- | -- | 22,130 | 39,576 |
| Cattle & calves - live(NO): | 149 | 186 | 108,404 | 151,707 | 7 | 20 | 6,186 | 15,488 |
| Horses, mules, burros-live(NO): | 59 | 51 | 161,193 | 221,603 | 5 | 6 | 9,512 | 18,207 |
| Swine - live(NO): | 59 | 47 | 12,138 | 9,382 | 4 | 5 | 775 | 775 |
| Sheep, live(NO): | 765 | 767 | 25,775 | 26,700 | 79 | 72 | 2,708 | 2,477 |
| Other live animals(NA): | -- | -- | 26,180 | 25,279 | -- | -- | 2,949 | 2,628 |
| Meats & meat prods(MT): | 1,061 | 1,185 | 3,063,269 | 3,155,961 | 93 | 123 | 273,116 | 321,189 |
| Beef & veal(MT): | 394 | 445 | 1,858,986 | 1,939,577 | 37 | 47 | 170,080 | 202,766 |
| Beef & veal - fr or froz(MT): | 381 | 433 | 1,811,702 | 1,892,083 | 35 | 46 | 165,515 | 198,582 |
| Beef - prep or pres(MT): | 13 | 12 | 47,284 | 47,494 | 1 | 1 | 4,565 | 4,184 |
| Horsemeat-fr, chill, froz(MT): | 33 | 21 | 98,577 | 66,338 | 2 | 2 | 7,326 | 5,545 |
| Lamb, mutton or goat-fr, ch, frz(MT): | 3 | 3 | 9,767 | 9,186 | 0 | 0 | 784 | 532 |
| Pork(MT): | 124 | 155 | 424,211 | 471,843 | 11 | 15 | 36,012 | 46,785 |
| Pork - fr or froz(MT): | 105 | 132 | 378,761 | 412,461 | 10 | 12 | 32,695 | 40,388 |
| Pork - prep or pres(MT): | 18 | 23 | 45,449 | 59,382 | 1 | 2 | 3,317 | 6,397 |
| Variety meats, edible offals(MT): | 328 | 339 | 531,149 | 485,114 | 30 | 34 | 45,454 | 48,595 |
| Other meats - fr or prep(MT): | 179 | 223 | 139,579 | 183,903 | 12 | 25 | 13,460 | 16,965 |
| Poultry & poultry prods(NA): | -- | -- | 1,195,375 | 1,556,817 | -- | -- | 119,928 | 149,020 |
| Poultry - live(NA): | -- | -- | 114,046 | 109,532 | -- | -- | 10,997 | 10,403 |
| Baby chicks(NO): | 47,158 | 55,225 | 95,631 | 96,505 | 5,505 | 6,317 | 9,672 | 9,477 |
| Other live poultry(NA): | -- | -- | 18,415 | 13,028 | -- | -- | 1,325 | 926 |
| Poultry meats(MT): | 893 | 1,243 | 937,312 | 1,285,998 | 99 | 123 | 96,557 | 122,779 |
| Chickens - fr or froz(MT): | 752 | 1,096 | 668,340 | 1,004,434 | 84 | 109 | 69,273 | 97,473 |
| Turkeys - fr or froz(MT): | 85 | 92 | 124,998 | 140,549 | 9 | 8 | 13,171 | 11,594 |
| Other poultry - fr or froz(MT): | 10 | 9 | 14,857 | 12,380 | 1 | 1 | 1,904 | 1,079 |
| Poultry meats - prep or pres(MT): | 46 | 46 | 129,117 | 128,635 | 5 | 4 | 12,809 | 12,634 |
| Feathers & downs, crude(MT): | 2 | 2 | 15,247 | 18,933 | 0 | 0 | 1,051 | 1,703 |
| Eggs(NA): | -- | -- | 128,769 | 142,353 | -- | -- | 11,324 | 14,134 |
| Dairy prods(NA): | -- | -- | 690,802 | 659,230 | -- | -- | 59,907 | 64,069 |
| Evap & condensed milk(MT): | 12 | 17 | 12,856 | 11,999 | 1 | 2 | 546 | 2,934 |
| Nonfat dry milk(MT): | 80 | 65 | 139,584 | 111,734 | 8 | 9 | 14,427 | 15,385 |
| Butter & anhyd milkfat(MT): | 83 | 78 | 124,182 | 110,786 | 7 | 2 | 10,908 | 3,372 |
| Cheese(MT): | 15 | 18 | 49,325 | 59,898 | 1 | 2 | 4,621 | 5,623 |
| Whey, fluid or dried(NA): | -- | -- | 71,172 | 64,957 | -- | -- | 6,315 | 6,373 |
| Other dairy prods(NA): | -- | -- | 293,683 | 299,856 | -- | -- | 22,689 | 30,383 |
| Fats, oils, & greases(MT): | 1,272 | 1,215 | 486,457 | 461,575 | 100 | 111 | 36,288 | 43,976 |
| Lard(MT): | 59 | 55 | 27,258 | 25,464 | 4 | 8 | 1,627 | 3,703 |
| Tallow - inedible(MT): | 912 | 851 | 331,359 | 304,338 | 65 | 75 | 22,490 | 27,905 |
| Other animal fats & oils(MT): | 301 | 309 | 127,839 | 131,773 | 31 | 27 | 12,170 | 12,369 |
| Hides & skins, incl furs(NA): | -- | -- | 1,180,376 | 1,300,312 | -- | -- | 108,465 | 134,601 |
| Bovine hides - whole(NO): | 18,091 | 18,192 | 973,094 | 1,013,589 | 1,779 | 1,877 | 90,812 | 113,188 |
| Other cattle hides - pieces(NA): | -- | -- | 16,711 | 30,643 | -- | -- | 4,711 | 3,028 |
| Calf skins, whole(PC): | 1,001 | 1,636 | 14,729 | 38,730 | 39 | 139 | 577 | 3,900 |
| Horse hides, whole(PC): | 164 | 124 | 4,483 | 3,007 | 12 | 9 | 341 | 253 |
| Sheep and lamb skins(PC): | 3,276 | 3,553 | 21,834 | 23,281 | 262 | 259 | 1,684 | 2,052 |
| Other hides & skins, ex furs(NA): | -- | -- | 56,372 | 70,951 | -- | -- | 4,530 | 6,969 |
| Furskins(NA): | -- | -- | 92,553 | 120,112 | -- | -- | 5,809 | 5,209 |
| Mink pelts(NO): | 3,043 | 3,033 | 53,918 | 74,693 | 130 | 92 | 3,456 | 2,460 |
| Other furskins(NA): | -- | -- | 38,635 | 45,419 | -- | -- | 2,353 | 2,750 |
| Wool & mohair(MT): | 4 | 6 | 10,549 | 21,841 | 0 | 1 | 1,067 | 3,310 |
| Sausage casings(MT): | 10 | 12 | 34,917 | 37,534 | 1 | 1 | 4,051 | 4,318 |
| Bull semen(NA): | -- | -- | 52,085 | 56,654 | -- | -- | 5,560 | 5,627 |
| Misc animal prods - other(NA): | -- | -- | 171,834 | 158,739 | -- | -- | 18,000 | 17,445 |
| Grains & feeds(MT): | 95,463 | 80,148 | 12,966,528 | 12,037,590 | 6,999 | 7,685 | 965,227 | 1,042,281 |
| Wheat, unmilled(MT): | 33,193 | 27,946 | 4,380,347 | 3,634,198 | 2,697 | 2,829 | 330,489 | 333,858 |
| Wheat flour(MT): | 1,004 | 959 | 200,849 | 186,525 | 35 | 111 | 8,615 | 21,437 |
| Bulgur wheat(MT): | 12 | 14 | 2,440 | 2,872 | 1 | 1 | 293 | 161 |
| Other wheat prods(MT): | 38 | 38 | 35,029 | 39,589 | 3 | 5 | 2,721 | 4,753 |
| Rice-paddy, milled, parb.(MT): | 2,447 | 2,257 | 700,820 | 336,225 | 249 | 144 | 64,911 | 42,135 |
| Feed grains & prods(MT): | 46,689 | 36,791 | 4,824,848 | 4,367,304 | 3,067 | 3,484 | 331,511 | 367,268 |
| Feed grains(MT): | 46,156 | 36,243 | 4,674,572 | 4,206,880 | 3,021 | 3,438 | 317,747 | 353,285 |
| Barley(MT): | 1,552 | 1,451 | 162,391 | 137,476 | 133 | 151 | 14,817 | 12,450 |
| Corn(MT): | 38,244 | 30,127 | 3,875,314 | 3,521,684 | 2,507 | 2,881 | 264,354 | 298,205 |
| Grain sorghums(MT): | 6,282 | 4,645 | 625,106 | 544,490 | 375 | 405 | 37,647 | 42,583 |
| Oats(MT): | 78 | 19 | 11,719 | 3,169 | 6 | 0 | 930 | 38 |
| Rye(MT): | 0 | 1 | 42 | 62 | 0 | 0 | 0 | 0 |
| Feed grain prods(MT): | 533 | 548 | 150,275 | 160,424 | 47 | 46 | 13,764 | 13,983 |
| Popcorn(MT): | 119 | 112 | 68,104 | 64,305 | 10 | 8 | 5,717 | 4,430 |
| Blended food prods(MT): | 270 | 239 | 84,651 | 80,712 | 19 | 22 | 6,065 | 7,472 |
| Other grain prods(MT): | 1,081 | 1,172 | 699,818 | 767,013 | 77 | 136 | 57,714 | 77,187 |
| Feeds & fodders, ex oilcake(MT): | 10,610 | 10,619 | 1,969,621 | 2,058,847 | 841 | 946 | 157,191 | 183,580 |
| Corn by-products(MT): | 5,746 | 5,832 | 810,840 | 787,041 | 459 | 566 | 56,031 | 70,777 |
| Alfalfa meal & cubes(MT): | 609 | 407 | 86,892 | 62,209 | 70 | 25 | 10,229 | 3,598 |
| Beet pulp(MT): | 638 | 640 | 72,856 | 72,402 | 54 | 52 | 6,038 | 5,586 |
| Citrus pulp pellets(MT): | 753 | 707 | 67,002 | 68,871 | 2 | 9 | 349 | 893 |
| Other feeds & fodders(MT): | 2,866 | 3,034 | 931,931 | 1,058,324 | 257 | 294 | 84,546 | 102,716 |
| Fruits & prep, ex juice(MT): | 2,611 | 2,849 | 2,078,067 | 2,295,540 | 236 | 283 | 204,954 | 240,564 |
| Fruits - fr(MT): | 2,210 | 2,473 | 1,507,788 | 1,719,927 | 195 | 244 | 142,885 | 179,404 |
| Fruits - fr - citrus(MT): | 1,117 | 1,100 | 590,002 | 611,414 | 53 | 51 | 33,359 | 34,002 |
| Grapefruit - fresh(MT): | 437 | 451 | 218,007 | 222,784 | 8 | 14 | 4,286 | 6,559 |
| Lemons & limes - fresh(MT): | 123 | 118 | 93,055 | 98,521 | 8 | 9 | 8,987 | 12,333 |
| Oranges & tangerines - fresh(MT): | 556 | 529 | 277,605 | 288,386 | 37 | 29 | 20,061 | 15,054 |
| Other citrus - fresh(MT): | 1 | 1 | 1,334 | 1,712 | 0 | 0 | 19 | 56 |
| Fruits - fr - noncitrus(MT): | 1,093 | 1,373 | 917,787 | 1,108,514 | 142 | 192 | 109,532 | 145,402 |
| Apples - fresh(MT): | 455 | 619 | 273,925 | 375,982 | 23 | 44 | 15,415 | 28,402 |

See footnotes at end of table.

Appendix table A-1--U.S. agricultural exports: Quantity and value by commodity--continued

| Commodity | October-August | | | | August | | | |
|-----------------------------------|----------------|---------|------------------|-----------|----------------|-------|------------------|---------|
| | Thousand units | | Thousand dollars | | Thousand units | | Thousand dollars | |
| | 1992/93 | 1993/94 | 1992/93 | 1993/94 | 1993 | 1994 | 1993 | 1994 |
| Berries - fresh(MT): | 59 | 69 | 88,472 | 106,177 | 12 | 12 | 14,613 | 17,710 |
| Cherries - fresh(MT): | 26 | 31 | 111,068 | 130,839 | 0 | 0 | 863 | 546 |
| Grapes - fresh(MT): | 129 | 154 | 160,747 | 184,378 | 26 | 30 | 32,388 | 34,798 |
| Melons - fresh(MT): | 177 | 193 | 67,164 | 71,962 | 38 | 42 | 12,415 | 14,815 |
| Peaches - fresh(MT): | 55 | 70 | 50,859 | 56,530 | 14 | 22 | 10,880 | 15,667 |
| Pears - fresh(MT): | 88 | 123 | 54,035 | 67,313 | 7 | 11 | 4,257 | 5,263 |
| Plums - fresh(MT): | 48 | 59 | 44,990 | 48,156 | 16 | 26 | 13,049 | 20,653 |
| Other noncitrus - fresh(MT): | 56 | 55 | 66,527 | 67,177 | 5 | 6 | 5,652 | 6,548 |
| Fruits - dried(MT): | 198 | 175 | 310,612 | 326,768 | 21 | 18 | 36,932 | 34,332 |
| Raisins - dried(MT): | 109 | 111 | 160,221 | 177,081 | 13 | 13 | 21,648 | 20,611 |
| Prunes - dried(MT): | 79 | 53 | 125,341 | 125,322 | 7 | 5 | 13,878 | 11,439 |
| Other dried fruits(MT): | 10 | 10 | 25,050 | 24,365 | 1 | 1 | 1,406 | 2,282 |
| Fruits - canned ex juice(MT): | 109 | 105 | 119,820 | 111,738 | 10 | 8 | 11,406 | 8,777 |
| Fruits - froz ex juice(MT): | 27 | 33 | 38,781 | 44,871 | 4 | 6 | 5,000 | 7,295 |
| Other fruits - prep or pres(MT): | 67 | 64 | 101,066 | 92,235 | 6 | 8 | 8,731 | 10,756 |
| Fruit juices incl froz(HL): | 7,235 | 6,455 | 390,198 | 425,287 | 711 | 776 | 37,518 | 46,240 |
| Apple juice(HL): | 555 | 402 | 48,191 | 46,671 | 33 | 40 | 3,945 | 4,299 |
| Grape juice(HL): | 715 | 610 | 44,290 | 43,588 | 53 | 42 | 3,717 | 3,172 |
| Grapefruit juice(HL): | 824 | 555 | 51,937 | 46,677 | 67 | 63 | 4,091 | 4,911 |
| Orange juice(HL): | 4,099 | 3,703 | 194,154 | 216,143 | 456 | 475 | 20,814 | 24,495 |
| Other fruit juices(HL): | 1,041 | 1,175 | 51,626 | 72,206 | 101 | 157 | 4,950 | 9,362 |
| Wine(HL): | 1,083 | 1,101 | 150,856 | 159,477 | 99 | 126 | 14,269 | 17,928 |
| Nuts & prep(MT): | 525 | 419 | 1,017,056 | 1,162,999 | 37 | 29 | 87,591 | 79,582 |
| Almonds(shelled basis)(MT): | 161 | 157 | 531,540 | 685,872 | 16 | 13 | 58,741 | 49,414 |
| Filberts(MT): | 6 | 9 | 8,816 | 19,981 | 1 | 1 | 887 | 1,063 |
| Peanuts, shelled or prep(MT): | 262 | 145 | 190,132 | 153,669 | 16 | 10 | 12,173 | 12,317 |
| Pistachios(MT): | 23 | 20 | 86,542 | 72,165 | 1 | 2 | 5,919 | 6,668 |
| Walnuts, shelled/unshelled(MT): | 46 | 60 | 115,625 | 146,729 | 1 | 1 | 2,454 | 4,468 |
| Pecans, shelled or unshelled(MT): | 10 | 10 | 38,520 | 33,303 | 0 | 1 | 2,894 | 2,480 |
| Other nuts, shelled or prep(MT): | 17 | 17 | 45,881 | 51,279 | 2 | 1 | 4,522 | 3,172 |
| Vegetables & prep(NA): | -- | -- | 2,967,648 | 3,188,330 | -- | -- | 249,853 | 280,478 |
| Vegetables - fresh(MT): | 1,543 | 1,592 | 907,487 | 863,978 | 106 | 108 | 51,999 | 55,351 |
| Asparagus - fresh(MT): | 21 | 22 | 61,582 | 70,321 | 0 | 1 | 1,864 | 2,809 |
| Broccoli - fresh(MT): | 99 | 122 | 66,278 | 74,819 | 9 | 7 | 3,508 | 4,984 |
| Carrots - fresh(MT): | 82 | 74 | 29,893 | 27,411 | 2 | 2 | 758 | 1,064 |
| Cabbage - fresh(MT): | 36 | 36 | 15,057 | 13,579 | 1 | 2 | 415 | 864 |
| Celery - fresh(MT): | 112 | 114 | 49,651 | 36,371 | 3 | 5 | 1,133 | 1,866 |
| Cauliflower - fresh(MT): | 66 | 88 | 47,031 | 57,249 | 4 | 5 | 2,479 | 3,415 |
| Corn, sweet - fresh(MT): | 34 | 34 | 14,273 | 15,186 | 2 | 0 | 605 | 297 |
| Cucumbers - fresh(MT): | 38 | 31 | 16,012 | 15,136 | 3 | 3 | 1,042 | 1,002 |
| Garlic - fresh(MT): | 9 | 10 | 12,588 | 12,093 | 1 | 1 | 1,350 | 852 |
| Lettuce - fresh(MT): | 295 | 292 | 144,581 | 117,184 | 15 | 18 | 6,896 | 8,618 |
| Mushrooms - fresh(MT): | 7 | 4 | 21,613 | 19,644 | 0 | 0 | 778 | 557 |
| Onions and shallots - fresh(MT): | 163 | 159 | 64,914 | 60,017 | 29 | 25 | 9,476 | 7,407 |
| Peppers - fresh(MT): | 58 | 51 | 46,659 | 43,492 | 3 | 2 | 2,077 | 1,909 |
| Potatoes - fresh(MT): | 232 | 283 | 73,964 | 86,967 | 17 | 19 | 5,200 | 5,636 |
| Tomatoes - fresh(MT): | 155 | 136 | 125,544 | 107,061 | 13 | 12 | 8,129 | 8,479 |
| Other fresh vegetables(MT): | 136 | 135 | 117,849 | 113,449 | 7 | 6 | 6,280 | 5,597 |
| Vegetables - froz(MT): | 322 | 358 | 250,446 | 285,413 | 31 | 33 | 23,832 | 25,726 |
| Corn, sweet, frozen(MT): | 56 | 56 | 45,537 | 49,183 | 5 | 5 | 4,019 | 3,899 |
| Potatoes - frozen(MT): | 202 | 237 | 143,334 | 171,543 | 20 | 22 | 14,305 | 15,898 |
| Other frozen vegetables(MT): | 64 | 65 | 61,576 | 64,687 | 6 | 6 | 5,507 | 5,929 |
| Vegetables - canned(MT): | 315 | 288 | 245,291 | 242,136 | 30 | 26 | 24,002 | 21,283 |
| Pulses(MT): | 401 | 428 | 189,499 | 213,769 | 30 | 47 | 13,366 | 22,619 |
| Dried beans(MT): | 262 | 248 | 133,779 | 143,228 | 20 | 25 | 9,613 | 14,945 |
| Dried peas(MT): | 83 | 97 | 27,982 | 31,859 | 7 | 14 | 2,237 | 4,633 |
| Dried lentils(MT): | 55 | 83 | 27,738 | 38,582 | 3 | 7 | 1,517 | 3,041 |
| Hops, incl hop ext(MT): | 11 | 11 | 108,727 | 93,708 | 0 | 0 | 3,684 | 3,790 |
| Other veg - prep or pres(NA): | -- | -- | 1,266,198 | 1,489,326 | -- | -- | 132,870 | 151,708 |
| Oilseeds & prods(MT): | 27,820 | 22,312 | 6,813,239 | 6,356,024 | 1,104 | 1,753 | 334,289 | 495,167 |
| Oilcake & meal(MT): | 6,150 | 5,085 | 1,178,512 | 1,024,869 | 273 | 426 | 53,388 | 85,114 |
| Bran, hulls, legum. veg.(MT): | 667 | 498 | 59,598 | 44,227 | 53 | 31 | 4,591 | 2,926 |
| Corn oilcake & meal(MT): | 598 | 300 | 73,496 | 33,784 | 30 | 7 | 3,434 | 814 |
| Soybean meal(MT): | 4,672 | 4,077 | 1,014,273 | 814,298 | 176 | 372 | 43,594 | 79,265 |
| Other oilcake & meal(MT): | 213 | 209 | 31,145 | 32,560 | 13 | 16 | 1,769 | 2,110 |
| Oilseeds(MT): | 20,183 | 15,762 | 4,741,888 | 4,267,457 | 705 | 1,167 | 199,675 | 298,631 |
| Rapeseed(MT): | 40 | 30 | 9,562 | 7,928 | 2 | 7 | 511 | 2,120 |
| Safflower seeds(MT): | 25 | 52 | 8,652 | 18,564 | 0 | 6 | 30 | 1,881 |
| Soybeans(MT): | 18,581 | 15,213 | 4,396,792 | 3,899,362 | 670 | 1,107 | 173,623 | 266,924 |
| Sunflowerseeds(MT): | 78 | 68 | 56,375 | 57,625 | 6 | 4 | 5,507 | 2,991 |
| Peanuts, incl oilstock(MT): | 60 | 34 | 38,163 | 26,965 | 5 | 1 | 3,722 | 1,122 |
| Other oilseeds(MT): | 321 | 272 | 80,559 | 69,761 | 15 | 33 | 3,643 | 7,007 |
| Protein substances(MT): | 78 | 93 | 151,785 | 187,252 | 6 | 8 | 12,639 | 16,585 |
| Vegetable oils(MT): | 1,486 | 1,465 | 892,839 | 1,063,687 | 126 | 161 | 81,226 | 111,422 |
| Soybean oil(MT): | 599 | 578 | 303,713 | 362,752 | 53 | 84 | 29,052 | 48,911 |
| Cottonseed oil(MT): | 71 | 101 | 36,896 | 62,706 | 3 | 11 | 1,766 | 7,056 |
| Sunflower oil(MT): | 260 | 187 | 123,642 | 111,764 | 11 | 19 | 5,724 | 12,089 |
| Corn oil(MT): | 297 | 289 | 167,843 | 185,771 | 35 | 19 | 18,389 | 12,744 |
| Peanut oil(MT): | 22 | 18 | 14,136 | 17,069 | 4 | 1 | 2,817 | 586 |
| Rapeseed oil(MT): | 6 | 18 | 4,503 | 11,893 | 1 | 1 | 386 | 694 |
| Safflower oil(MT): | 38 | 29 | 36,730 | 33,729 | 4 | 4 | 4,338 | 4,463 |
| Other veg oils & waxes(MT): | 183 | 243 | 205,376 | 268,013 | 17 | 22 | 17,733 | 24,879 |
| Tobacco - unmgf(MT): | 221 | 188 | 1,378,818 | 1,203,484 | 10 | 11 | 69,308 | 66,236 |
| Tobacco - light air-cured(MT): | 54 | 44 | 407,010 | 337,784 | 4 | 3 | 31,052 | 20,053 |
| Tobacco - flue cured(MT): | 126 | 106 | 894,909 | 730,695 | 4 | 5 | 27,480 | 32,326 |
| Other tobacco - unmgf(MT): | 41 | 37 | 136,898 | 135,004 | 2 | 3 | 10,776 | 13,858 |
| Cotton, ex linters(MT): | 1,071 | 1,493 | 1,452,268 | 2,170,895 | 62 | 116 | 84,014 | 189,827 |

See footnotes at end of table.

Appendix table A-1--U.S. agricultural exports: Quantity and value by commodity--continued

| Commodity | October-August | | | | August | | | |
|---------------------------------|----------------|---------|------------------|------------|----------------|------|------------------|-----------|
| | Thousand units | | Thousand dollars | | Thousand units | | Thousand dollars | |
| | 1992/93 | 1993/94 | 1992/93 | 1993/94 | 1993 | 1994 | 1993 | 1994 |
| Cotton linters(MT): | 34 | 69 | 10,666 | 18,520 | 3 | 7 | 756 | 1,975 |
| Essential oils(MT): | 12 | 14 | 169,806 | 189,268 | 1 | 1 | 15,461 | 16,520 |
| Seeds - field & garden(MT): | 508 | 461 | 602,010 | 562,860 | 17 | 15 | 31,118 | 31,941 |
| Sugar & tropical prods(NA): | -- | -- | 948,991 | 1,127,650 | -- | -- | 96,194 | 104,560 |
| Sugar & related prods(NA): | -- | -- | 332,129 | 385,024 | -- | -- | 30,670 | 40,138 |
| Sugar - cane or beet(MT): | 296 | 358 | 93,517 | 117,676 | 18 | 40 | 6,433 | 14,119 |
| Related sugar prods(NA): | -- | -- | 238,611 | 267,347 | -- | -- | 24,236 | 26,019 |
| Coffee(MT): | 32 | 55 | 131,164 | 184,134 | 5 | 4 | 14,313 | 16,627 |
| Cocoa(MT): | 24 | 28 | 51,177 | 52,079 | 2 | 2 | 5,393 | 3,099 |
| Chocolate & prep(MT): | 86 | 116 | 257,533 | 334,030 | 10 | 10 | 28,032 | 29,386 |
| Tea & mate(MT): | 22 | 21 | 103,279 | 95,309 | 2 | 2 | 10,660 | 7,171 |
| Spices(MT): | 18 | 19 | 45,457 | 48,895 | 2 | 2 | 4,556 | 4,835 |
| Rubber - crude natural(MT): | 11 | 10 | 26,755 | 24,074 | 1 | 1 | 2,430 | 3,076 |
| Fibers ex cotton(MT): | 3 | 5 | 2,498 | 4,105 | 0 | 0 | 139 | 229 |
| Other misc veg prods(MT): | 32 | 31 | 308,033 | 271,082 | 9 | 3 | 21,897 | 21,406 |
| Nursery & greenhouse prods(NA): | -- | -- | 213,802 | 204,532 | -- | -- | 16,483 | 17,432 |
| Beverages ex juices(NA): | -- | -- | 681,000 | 734,508 | -- | -- | 68,306 | 78,316 |
| Selected non-ag exports(NA): | -- | -- | 11,778,520 | 12,736,510 | -- | -- | 1,001,202 | 1,417,766 |
| Fertilizers(MT): | 38 | 38 | 1,688,398 | 2,223,855 | 3 | 3 | 117,067 | 181,175 |
| Nitrogen(MT): | 21 | 23 | 1,657,689 | 2,187,583 | 2 | 1 | 114,775 | 179,124 |
| Phosphate(MT): | 18 | 15 | 30,649 | 26,272 | 1 | 1 | 2,282 | 2,051 |
| Fish & shellfish(MT): | 1,329 | 1,792 | 2,680,752 | 2,618,682 | 132 | 113 | 245,345 | 347,074 |
| Fish - fr or prep(MT): | 558 | 589 | 1,516,840 | 1,506,223 | 59 | 72 | 170,621 | 242,636 |
| Shellfish(MT): | 135 | 194 | 825,154 | 832,874 | 6 | 9 | 40,084 | 61,235 |
| Other fish prods(MT): | 637 | 1,069 | 338,758 | 278,585 | 66 | 32 | 34,640 | 43,204 |
| Ag chemicals(MT): | 254 | 255 | 1,219,645 | 1,221,871 | 20 | 20 | 60,294 | 106,359 |
| Fungicides(MT): | 19 | 25 | 111,477 | 133,545 | 2 | 3 | 9,276 | 11,722 |
| Herbicides(MT): | 116 | 97 | 546,628 | 546,801 | 10 | 8 | 36,998 | 39,015 |
| Insecticides(MT): | 66 | 63 | 303,480 | 277,321 | 7 | 4 | 23,691 | 25,326 |
| Other pesticides(MT): | 53 | 69 | 258,060 | 264,204 | 2 | 5 | 10,329 | 30,297 |
| Farm machinery(NA): | -- | -- | 2,152,051 | 2,365,554 | -- | -- | 174,596 | 220,400 |
| Tractors & self-prop mach(NO): | 26 | 28 | 723,742 | 869,824 | 2 | 2 | 54,968 | 89,439 |
| Other ag machinery & parts(NA): | -- | -- | 1,428,309 | 1,495,730 | -- | -- | 118,628 | 130,961 |
| Tobacco - mfg(NA): | -- | -- | 4,037,733 | 4,306,548 | -- | -- | 383,900 | 562,757 |

-- Not available.

Appendix table A-2--U.S. agricultural exports: Quantity, value, and unit value by commodity and country, October-August 1992/93 and 1993/94, and August 1994

| Commodity and country | October-August | | | | | | August 1994 | | |
|--|----------------|---------|-------------------|------------|-----------------|---------|-------------|-------------------|-----------------|
| | Quantity | | Value (1,000 dol) | | Unit value (\$) | | Quantity | Value (1,000 dol) | Unit value (\$) |
| | 1992/93 | 1993/94 | 1992/93 | 1993/94 | 1992/93 | 1993/94 | | | |
| Total agricultural exports(NA): | | | | | | | | | |
| World | -- | -- | 39,369,339 | 39,951,486 | (1) | (1) | -- | 3,513,585 | (1) |
| Canada | -- | -- | 4,802,506 | 4,818,767 | (1) | (1) | -- | 449,315 | (1) |
| Latin America | -- | -- | 6,332,076 | 6,536,278 | (1) | (1) | -- | 636,800 | (1) |
| Mexico | -- | -- | 3,406,733 | 3,693,476 | (1) | (1) | -- | 379,528 | (1) |
| Central America | -- | -- | 612,285 | 667,125 | (1) | (1) | -- | 75,899 | (1) |
| Caribbean | -- | -- | 919,827 | 874,611 | (1) | (1) | -- | 76,769 | (1) |
| S America | -- | -- | 1,393,231 | 1,801,065 | (1) | (1) | -- | 104,604 | (1) |
| Venezuela | -- | -- | 456,953 | 385,892 | (1) | (1) | -- | 33,857 | (1) |
| W Europe | -- | -- | 7,098,362 | 6,551,330 | (1) | (1) | -- | 432,603 | (1) |
| European Union | -- | -- | 6,564,974 | 6,084,577 | (1) | (1) | -- | 397,092 | (1) |
| United Kingdom | -- | -- | 847,285 | 854,681 | (1) | (1) | -- | 73,707 | (1) |
| Netherlands | -- | -- | 1,732,577 | 1,517,734 | (1) | (1) | -- | 100,341 | (1) |
| Belgium and Luxembourg | -- | -- | 456,030 | 468,175 | (1) | (1) | -- | 28,347 | (1) |
| France | -- | -- | 577,681 | 434,957 | (1) | (1) | -- | 23,200 | (1) |
| Germany | -- | -- | 1,080,451 | 951,199 | (1) | (1) | -- | 59,131 | (1) |
| Spain, incl Canary Is | -- | -- | 803,673 | 724,152 | (1) | (1) | -- | 37,141 | (1) |
| Italy | -- | -- | 540,370 | 504,303 | (1) | (1) | -- | 24,906 | (1) |
| Other W Europe | -- | -- | 433,388 | 466,752 | (1) | (1) | -- | 65,511 | (1) |
| Finland | -- | -- | 42,171 | 52,903 | (1) | (1) | -- | 11,882 | (1) |
| Malta, Gozo | -- | -- | 9,465 | 5,081 | (1) | (1) | -- | 1,145 | (1) |
| E Europe | -- | -- | 436,373 | 290,550 | (1) | (1) | -- | 29,337 | (1) |
| Poland | -- | -- | 219,190 | 102,375 | (1) | (1) | -- | 4,508 | (1) |
| Former Soviet Union | -- | -- | 1,466,514 | 1,384,619 | (1) | (1) | -- | 82,938 | (1) |
| Russia | -- | -- | 907,954 | 1,057,497 | (1) | (1) | -- | 40,830 | (1) |
| Ukraine | -- | -- | 172,552 | 41,325 | (1) | (1) | -- | 428 | (1) |
| Kazakhstan | -- | -- | 6,323 | 2,720 | (1) | (1) | -- | 457 | (1) |
| Asia | -- | -- | 16,328,376 | 17,888,564 | (1) | (1) | -- | 1,622,383 | (1) |
| W Asia (Mideast) | -- | -- | 1,768,740 | 1,567,039 | (1) | (1) | -- | 136,844 | (1) |
| Turkey | -- | -- | 347,325 | 216,060 | (1) | (1) | -- | 16,898 | (1) |
| Cyprus | -- | -- | 43,547 | 31,862 | (1) | (1) | -- | 5,061 | (1) |
| Israel, incl Gaza | -- | -- | 351,890 | 344,422 | (1) | (1) | -- | 34,909 | (1) |
| Jordan | -- | -- | 121,393 | 128,016 | (1) | (1) | -- | 13,302 | (1) |
| Saudi Arabia | -- | -- | 434,836 | 464,498 | (1) | (1) | -- | 43,618 | (1) |
| Yemen, Rep of | -- | -- | 133,692 | 111,166 | (1) | (1) | -- | 5,604 | (1) |
| S Asia | -- | -- | 573,453 | 518,169 | (1) | (1) | -- | 29,874 | (1) |
| India | -- | -- | 218,562 | 125,146 | (1) | (1) | -- | 7,801 | (1) |
| Bangladesh | -- | -- | 45,511 | 96,568 | (1) | (1) | -- | 3,859 | (1) |
| Japan | -- | -- | 7,743,550 | 8,534,428 | (1) | (1) | -- | 723,558 | (1) |
| China | -- | -- | 311,051 | 783,488 | (1) | (1) | -- | 116,795 | (1) |
| Southeast Asia | -- | -- | 1,430,091 | 1,657,380 | (1) | (1) | -- | 149,228 | (1) |
| Philippines | -- | -- | 475,465 | 508,910 | (1) | (1) | -- | 58,449 | (1) |
| Other East Asia | -- | -- | 4,501,491 | 4,828,059 | (1) | (1) | -- | 466,085 | (1) |
| Korea, Rep of | -- | -- | 1,856,865 | 1,880,951 | (1) | (1) | -- | 192,810 | (1) |
| Hong Kong | -- | -- | 806,895 | 995,549 | (1) | (1) | -- | 103,809 | (1) |
| Taiwan | -- | -- | 1,812,899 | 1,949,713 | (1) | (1) | -- | 168,942 | (1) |
| Oceania | -- | -- | 409,520 | 457,017 | (1) | (1) | -- | 46,775 | (1) |
| Africa | -- | -- | 2,495,612 | 2,024,304 | (1) | (1) | -- | 193,435 | (1) |
| N Africa | -- | -- | 1,529,377 | 1,335,570 | (1) | (1) | -- | 135,065 | (1) |
| Morocco | -- | -- | 279,610 | 151,425 | (1) | (1) | -- | 12,012 | (1) |
| Algeria | -- | -- | 414,103 | 570,880 | (1) | (1) | -- | 55,689 | (1) |
| Egypt | -- | -- | 715,283 | 530,655 | (1) | (1) | -- | 60,091 | (1) |
| Sub-Sahara | -- | -- | 966,235 | 688,734 | (1) | (1) | -- | 58,370 | (1) |
| Cameroon | -- | -- | 20,712 | 16,761 | (1) | (1) | -- | 1,405 | (1) |
| Ghana | -- | -- | 31,399 | 40,512 | (1) | (1) | -- | 779 | (1) |
| Togo | -- | -- | 8,036 | 4,083 | (1) | (1) | -- | 1,058 | (1) |
| Nigeria | -- | -- | 147,306 | 105,312 | (1) | (1) | -- | 2,961 | (1) |
| Unidentified country | -- | -- | 0 | 0 | (1) | (1) | -- | 0 | (1) |
| Developed countries | -- | -- | 20,726,272 | 20,755,856 | (1) | (1) | -- | 1,718,140 | (1) |
| Developing countries | -- | -- | 16,852,558 | 17,017,227 | (1) | (1) | -- | 1,594,808 | (1) |
| Other countries | -- | -- | 1,790,509 | 2,178,403 | (1) | (1) | -- | 200,537 | (1) |
| Animals & animal prods(NA): | | | | | | | | | |
| World | -- | -- | 7,219,353 | 7,843,339 | (1) | (1) | -- | 783,132 | (1) |
| Canada | -- | -- | 848,323 | 899,188 | (1) | (1) | -- | 95,488 | (1) |
| Latin America | -- | -- | 1,513,058 | 1,482,183 | (1) | (1) | -- | 144,696 | (1) |
| Mexico | -- | -- | 1,108,274 | 1,120,429 | (1) | (1) | -- | 112,650 | (1) |
| Central America | -- | -- | 77,168 | 70,834 | (1) | (1) | -- | 7,239 | (1) |
| Caribbean | -- | -- | 142,274 | 136,921 | (1) | (1) | -- | 9,875 | (1) |
| S America | -- | -- | 185,342 | 153,900 | (1) | (1) | -- | 14,931 | (1) |
| W Europe | -- | -- | 615,227 | 671,098 | (1) | (1) | -- | 54,436 | (1) |
| European Union | -- | -- | 559,685 | 610,767 | (1) | (1) | -- | 49,571 | (1) |
| United Kingdom | -- | -- | 102,541 | 143,066 | (1) | (1) | -- | 11,893 | (1) |
| Netherlands | -- | -- | 91,303 | 71,525 | (1) | (1) | -- | 4,606 | (1) |
| France | -- | -- | 94,107 | 91,639 | (1) | (1) | -- | 7,478 | (1) |
| Italy | -- | -- | 57,679 | 83,874 | (1) | (1) | -- | 7,728 | (1) |
| E Europe | -- | -- | 127,485 | 132,220 | (1) | (1) | -- | 6,455 | (1) |
| Poland | -- | -- | 83,110 | 79,299 | (1) | (1) | -- | 4,010 | (1) |
| Former Soviet Union | -- | -- | 136,030 | 440,303 | (1) | (1) | -- | 33,421 | (1) |
| Russia | -- | -- | 85,728 | 380,759 | (1) | (1) | -- | 29,827 | (1) |
| Asia | -- | -- | 3,806,883 | 3,995,771 | (1) | (1) | -- | 411,290 | (1) |
| W Asia (Mideast) | -- | -- | 133,593 | 145,316 | (1) | (1) | -- | 13,852 | (1) |
| Japan | -- | -- | 2,320,432 | 2,265,585 | (1) | (1) | -- | 233,560 | (1) |
| Southeast Asia | -- | -- | 120,825 | 144,122 | (1) | (1) | -- | 15,249 | (1) |
| Other East Asia | -- | -- | 1,186,720 | 1,359,042 | (1) | (1) | -- | 141,402 | (1) |

See footnotes at end of table.

Appendix table A-2--U.S. agricultural exports: Quantity, value, and unit value by commodity and country, October-August 1992/93 and 1993/94, and August 1994--continued

| Commodity and country | October-August | | | | | | August 1994 | | |
|---------------------------------|----------------|---------|-------------------|-----------|-----------------|-----------|-------------|-------------------|-----------------|
| | Quantity | | Value (1,000 dol) | | Unit value (\$) | | Quantity | Value (1,000 dol) | Unit value (\$) |
| | 1992/93 | 1993/94 | 1992/93 | 1993/94 | 1992/93 | 1993/94 | | | |
| Animals & animal prods(NA): | | | | | | | | | |
| Korea, Rep of | -- | -- | 753,530 | 813,147 | (1) | (1) | -- | 77,175 | (1) |
| Hong Kong | -- | -- | 252,465 | 329,526 | (1) | (1) | -- | 35,926 | (1) |
| Taiwan | -- | -- | 170,352 | 214,595 | (1) | (1) | -- | 27,877 | (1) |
| Africa | -- | -- | 118,777 | 167,206 | (1) | (1) | -- | 26,792 | (1) |
| N Africa | -- | -- | 75,771 | 134,578 | (1) | (1) | -- | 22,813 | (1) |
| Algeria | -- | -- | 33,429 | 87,402 | (1) | (1) | -- | 18,877 | (1) |
| Developed countries | -- | -- | 3,834,438 | 3,885,972 | (1) | (1) | -- | 396,980 | (1) |
| Developing countries | -- | -- | 3,201,509 | 3,445,022 | (1) | (1) | -- | 346,119 | (1) |
| Other countries | -- | -- | 183,405 | 512,345 | (1) | (1) | -- | 40,032 | (1) |
| Animals live - ex poultry(NA): | | | | | | | | | |
| World | -- | -- | 333,691 | 434,676 | (1) | (1) | -- | 39,576 | (1) |
| Canada | -- | -- | 75,490 | 104,806 | (1) | (1) | -- | 10,244 | (1) |
| Latin America | -- | -- | 113,764 | 117,122 | (1) | (1) | -- | 11,713 | (1) |
| Mexico | -- | -- | 104,281 | 107,397 | (1) | (1) | -- | 11,403 | (1) |
| S America | -- | -- | 7,489 | 8,180 | (1) | (1) | -- | 273 | (1) |
| W Europe | -- | -- | 86,113 | 137,468 | (1) | (1) | -- | 6,206 | (1) |
| European Union | -- | -- | 84,764 | 135,971 | (1) | (1) | -- | 6,048 | (1) |
| United Kingdom | -- | -- | 31,841 | 70,737 | (1) | (1) | -- | 3,130 | (1) |
| Ireland | -- | -- | 14,341 | 23,168 | (1) | (1) | -- | 1,999 | (1) |
| France | -- | -- | 22,239 | 28,854 | (1) | (1) | -- | 407 | (1) |
| Germany | -- | -- | 4,037 | 4,011 | (1) | (1) | -- | 186 | (1) |
| Italy | -- | -- | 7,008 | 5,829 | (1) | (1) | -- | 94 | (1) |
| Asia | -- | -- | 53,879 | 63,887 | (1) | (1) | -- | 3,426 | (1) |
| W Asia (Mideast) | -- | -- | 2,606 | 16,464 | (1) | (1) | -- | 216 | (1) |
| Saudi Arabia | -- | -- | 199 | 7,821 | (1) | (1) | -- | 172 | (1) |
| United Arab Emir | -- | -- | 1,499 | 7,437 | (1) | (1) | -- | 14 | (1) |
| Japan | -- | -- | 37,970 | 34,183 | (1) | (1) | -- | 1,428 | (1) |
| Southeast Asia | -- | -- | 4,911 | 2,670 | (1) | (1) | -- | 34 | (1) |
| Thailand | -- | -- | 3,483 | 1,018 | (1) | (1) | -- | 0 | (1) |
| Other East Asia | -- | -- | 7,728 | 9,261 | (1) | (1) | -- | 1,748 | (1) |
| Oceania | -- | -- | 2,664 | 10,089 | (1) | (1) | -- | 7,484 | (1) |
| Australia | -- | -- | 2,321 | 10,002 | (1) | (1) | -- | 7,475 | (1) |
| Developed countries | -- | -- | 203,266 | 287,785 | (1) | (1) | -- | 25,872 | (1) |
| Developing countries | -- | -- | 130,385 | 146,195 | (1) | (1) | -- | 13,705 | (1) |
| Cattle & calves - live(N0): | | | | | | | | | |
| World | 148,929 | 185,798 | 108,404 | 151,707 | 727.60 | 816.52 | 20,484 | 15,488 | 756.10 |
| Canada | 49,176 | 81,136 | 27,304 | 65,095 | 555.24 | 802.29 | 8,358 | 6,793 | 812.70 |
| Latin America | 93,174 | 98,951 | 71,732 | 78,283 | 769.88 | 791.13 | 12,052 | 8,586 | 712.42 |
| Mexico | 89,593 | 95,219 | 66,352 | 73,488 | 740.59 | 771.78 | 11,964 | 8,369 | 699.51 |
| S America | 2,819 | 2,947 | 4,648 | 4,012 | 1,648.68 | 1,361.30 | 76 | 182 | 2,395.42 |
| Colombia | 881 | 758 | 1,453 | 988 | 1,649.26 | 1,304.64 | 0 | 0 | .00 |
| Brazil | 1,408 | 1,260 | 2,266 | 2,047 | 1,609.46 | 1,624.51 | 27 | 26 | 949.18 |
| Asia | 5,286 | 4,901 | 7,689 | 7,494 | 1,454.63 | 1,529.03 | 36 | 90 | 2,500.00 |
| W Asia (Mideast) | 100 | 1,490 | 110 | 2,862 | 1,100.00 | 1,921.10 | 0 | 0 | .00 |
| Saudi Arabia | 0 | 1,254 | 0 | 2,705 | .00 | 2,157.45 | 0 | 0 | .00 |
| Japan | 1,100 | 542 | 2,004 | 1,315 | 1,821.36 | 2,426.29 | 36 | 90 | 2,500.00 |
| Southeast Asia | 1,735 | 811 | 3,254 | 1,206 | 1,875.59 | 1,486.83 | 0 | 0 | .00 |
| Thailand | 1,655 | 411 | 3,166 | 833 | 1,812.78 | 2,270.17 | 0 | 0 | .00 |
| Other East Asia | 2,351 | 2,058 | 2,322 | 2,110 | 987.47 | 1,025.50 | 0 | 0 | .00 |
| Taiwan | 1,017 | 943 | 1,322 | 1,275 | 1,299.44 | 1,351.67 | 0 | 0 | .00 |
| Developed countries | 50,940 | 82,361 | 29,907 | 66,930 | 587.11 | 812.64 | 8,432 | 6,902 | 818.54 |
| Developing countries | 98,049 | 103,334 | 78,487 | 84,565 | 800.59 | 818.37 | 12,052 | 8,586 | 712.42 |
| Horses, mules, burros-live(N0): | | | | | | | | | |
| World | 59,145 | 50,879 | 161,193 | 221,603 | 2,725.39 | 4,355.49 | 5,804 | 18,207 | 3,136.98 |
| Canada | 49,652 | 35,158 | 36,968 | 29,019 | 744.53 | 825.38 | 2,963 | 2,440 | 823.38 |
| Latin America | 2,213 | 2,607 | 4,436 | 4,356 | 2,004.32 | 1,670.89 | 1,306 | 192 | 146.99 |
| S America | 817 | 633 | 2,599 | 3,362 | 3,180.59 | 5,310.66 | 36 | 74 | 2,055.55 |
| W Europe | 4,542 | 7,504 | 79,932 | 132,241 | 17,598.36 | 17,622.72 | 1,446 | 5,539 | 3,830.53 |
| European Union | 4,493 | 6,943 | 78,985 | 131,167 | 17,579.59 | 18,891.91 | 1,394 | 5,445 | 3,905.99 |
| Denmark | 1,051 | 272 | 1,969 | 622 | 1,873.45 | 2,285.08 | 0 | 0 | .00 |
| United Kingdom | 926 | 2,225 | 31,293 | 70,151 | 33,793.28 | 31,528.75 | 1,048 | 3,105 | 2,862.49 |
| Ireland | 205 | 1,582 | 14,341 | 23,160 | 69,953.77 | 14,547.90 | 269 | 1,999 | 7,429.79 |
| France | 692 | 763 | 20,538 | 27,274 | 29,679.88 | 35,745.31 | 2 | 200 | 100,000.00 |
| Germany | 978 | 889 | 3,280 | 3,396 | 3,364.36 | 3,819.66 | 61 | 100 | 1,631.15 |
| Italy | 333 | 839 | 6,309 | 5,404 | 18,944.73 | 6,440.78 | 0 | 0 | .00 |
| Asia | 2,649 | 5,451 | 36,988 | 45,677 | 13,963.55 | 8,378.63 | 58 | 2,101 | 36,231.86 |
| W Asia (Mideast) | 193 | 2,686 | 1,939 | 13,127 | 10,046.70 | 4,887.03 | 32 | 172 | 5,375.00 |
| Saudi Arabia | 27 | 551 | 168 | 5,088 | 6,222.22 | 9,234.57 | 32 | 172 | 5,375.00 |
| United Arab Emir | 126 | 2,077 | 1,471 | 7,207 | 11,677.65 | 3,469.88 | 0 | 0 | .00 |
| Japan | 2,073 | 1,820 | 30,461 | 26,800 | 14,694.01 | 14,725.48 | 1 | 677 | 677,448.00 |
| Other East Asia | 100 | 416 | 3,958 | 4,486 | 39,581.90 | 10,783.08 | 22 | 1,236 | 56,181.82 |
| Hong Kong | 30 | 37 | 2,372 | 3,104 | 79,066.67 | 83,896.11 | 10 | 812 | 81,200.00 |
| Oceania | 80 | 106 | 2,339 | 9,540 | 29,241.76 | 90,004.34 | 26 | 7,475 | 287,500.00 |
| Australia | 72 | 96 | 1,996 | 9,482 | 27,726.96 | 98,768.75 | 26 | 7,475 | 287,500.00 |
| Developed countries | 56,388 | 44,650 | 150,189 | 198,386 | 2,663.49 | 4,443.14 | 4,441 | 16,591 | 3,735.89 |
| Developing countries | 2,757 | 6,223 | 11,005 | 23,117 | 3,991.55 | 3,714.71 | 1,363 | 1,616 | 1,185.60 |
| Swine - live(N0): | | | | | | | | | |
| World | 59,402 | 46,974 | 12,138 | 9,392 | 204.34 | 199.95 | 4,770 | 775 | 162.55 |
| Canada | 551 | 1,331 | 226 | 531 | 410.66 | 399.26 | 100 | 45 | 449.25 |
| Latin America | 53,472 | 38,001 | 10,554 | 6,833 | 197.37 | 179.80 | 3,544 | 440 | 124.27 |
| Mexico | 51,406 | 35,230 | 9,911 | 5,670 | 192.80 | 160.95 | 3,544 | 440 | 124.27 |
| Central America | 1,284 | 414 | 427 | 301 | 332.93 | 726.18 | 0 | 0 | .00 |
| Guatemala | 750 | 105 | 202 | 86 | 269.76 | 819.00 | 0 | 0 | .00 |

See footnotes at end of table.

Appendix table A-2--U.S. agricultural exports: Quantity, value, and unit value by commodity and country, October-August 1992/93 and 1993/94, and August 1994--continued

| Commodity and country | October-August | | | | | | August 1994 | | |
|-------------------------|----------------|-----------|-------------------|-----------|-----------------|----------|-------------|-------------------|-----------------|
| | Quantity | | Value (1,000 dol) | | Unit value (\$) | | Quantity | Value (1,000 dol) | Unit value (\$) |
| | 1992/93 | 1993/94 | 1992/93 | 1993/94 | 1992/93 | 1993/94 | | | |
| Swine - live(NO): | | | | | | | | | |
| Honduras | 393 | 64 | 159 | 60 | 404.87 | 891.26 | 0 | 0 | 0.00 |
| Panama | 86 | 190 | 19 | 106 | 220.52 | 559.60 | 0 | 0 | .00 |
| Caribbean | 416 | 1,148 | 103 | 146 | 247.46 | 127.02 | 0 | 0 | .00 |
| S America | 366 | 1,209 | 112 | 716 | 306.25 | 592.08 | 0 | 0 | .00 |
| Colombia | 36 | 1,183 | 36 | 683 | 1,012.50 | 577.40 | 0 | 0 | .00 |
| Asia | 5,379 | 7,642 | 1,358 | 2,028 | 252.55 | 265.40 | 1,126 | 290 | 257.59 |
| Japan | 4,875 | 3,330 | 1,071 | 733 | 219.63 | 220.05 | 0 | 0 | .00 |
| China | 0 | 165 | 0 | 186 | .00 | 1,188.00 | 0 | 0 | .00 |
| Southeast Asia | 336 | 501 | 251 | 270 | 746.33 | 538.96 | 0 | 0 | .00 |
| Thailand | 205 | 0 | 138 | 0 | 672.58 | .00 | 0 | 0 | .00 |
| Philippines | 65 | 501 | 48 | 270 | 741.32 | 538.96 | 0 | 0 | .00 |
| Other East Asia | 167 | 3,534 | 37 | 820 | 220.36 | 231.97 | 1,126 | 290 | 257.59 |
| Korea, Rep of | 0 | 3,534 | 0 | 820 | .00 | 231.97 | 1,126 | 290 | 257.59 |
| Developed countries | 5,427 | 4,661 | 1,297 | 1,264 | 238.02 | 271.23 | 100 | 45 | 449.25 |
| Developing countries | 53,975 | 42,148 | 10,841 | 7,932 | 200.86 | 188.20 | 4,670 | 730 | 158.42 |
| Other countries | 0 | 165 | 0 | 186 | .00 | 1,188.00 | 0 | 0 | .00 |
| Sheep, live(NO): | | | | | | | | | |
| World | 765,106 | 767,265 | 25,775 | 26,700 | 33.69 | 34.80 | 71,686 | 2,477 | 34.56 |
| Canada | 10,015 | 17,528 | 665 | 1,200 | 66.41 | 68.46 | 1,725 | 127 | 73.43 |
| Latin America | 747,205 | 747,302 | 24,611 | 24,976 | 32.94 | 33.42 | 69,961 | 2,351 | 33.60 |
| Mexico | 746,385 | 746,442 | 24,579 | 24,941 | 32.93 | 33.41 | 69,851 | 2,346 | 33.59 |
| Asia | 7,809 | 2,435 | 481 | 525 | 61.60 | 215.54 | 0 | 0 | .00 |
| S Asia | 7,309 | 1,340 | 481 | 481 | 61.60 | 359.02 | 0 | 0 | .00 |
| India | 2,559 | 1,340 | 271 | 481 | 105.92 | 359.02 | 0 | 0 | .00 |
| Developed countries | 10,092 | 17,744 | 682 | 1,209 | 67.61 | 68.12 | 1,725 | 127 | 73.43 |
| Developing countries | 755,014 | 748,521 | 25,092 | 25,492 | 33.23 | 34.01 | 69,961 | 2,351 | 33.60 |
| Other live animals(NA): | | | | | | | | | |
| World | -- | -- | 26,180 | 25,273 | (1) | (1) | -- | 2,628 | (1) |
| Canada | -- | -- | 10,327 | 9,061 | (1) | (1) | -- | 840 | (1) |
| Latin America | -- | -- | 2,431 | 2,674 | (1) | (1) | -- | 144 | (1) |
| Mexico | -- | -- | 2,271 | 2,564 | (1) | (1) | -- | 129 | (1) |
| W Europe | -- | -- | 5,789 | 5,149 | (1) | (1) | -- | 567 | (1) |
| European Union | -- | -- | 5,387 | 4,751 | (1) | (1) | -- | 603 | (1) |
| United Kingdom | -- | -- | 524 | 585 | (1) | (1) | -- | 25 | (1) |
| Netherlands | -- | -- | 523 | 905 | (1) | (1) | -- | 89 | (1) |
| France | -- | -- | 1,701 | 1,580 | (1) | (1) | -- | 207 | (1) |
| Germany | -- | -- | 708 | 615 | (1) | (1) | -- | 87 | (1) |
| Spain, incl Canary Is | -- | -- | 570 | 416 | (1) | (1) | -- | 79 | (1) |
| Portugal | -- | -- | 382 | 42 | (1) | (1) | -- | 12 | (1) |
| Italy | -- | -- | 701 | 408 | (1) | (1) | -- | 94 | (1) |
| Other W Europe | -- | -- | 402 | 399 | (1) | (1) | -- | 65 | (1) |
| Switzerland | -- | -- | 328 | 355 | (1) | (1) | -- | 65 | (1) |
| Asia | -- | -- | 7,361 | 8,173 | (1) | (1) | -- | 944 | (1) |
| W Asia (Mideast) | -- | -- | 557 | 445 | (1) | (1) | -- | 44 | (1) |
| Israel, incl Gaza | -- | -- | 464 | 339 | (1) | (1) | -- | 30 | (1) |
| Japan | -- | -- | 4,435 | 5,326 | (1) | (1) | -- | 661 | (1) |
| Southeast Asia | -- | -- | 918 | 381 | (1) | (1) | -- | 18 | (1) |
| Singapore | -- | -- | 717 | 265 | (1) | (1) | -- | 18 | (1) |
| Other East Asia | -- | -- | 1,411 | 1,844 | (1) | (1) | -- | 222 | (1) |
| Korea, Rep of | -- | -- | 579 | 902 | (1) | (1) | -- | 116 | (1) |
| Hong Kong | -- | -- | 544 | 358 | (1) | (1) | -- | 76 | (1) |
| Taiwan | -- | -- | 289 | 585 | (1) | (1) | -- | 30 | (1) |
| Developed countries | -- | -- | 21,190 | 20,006 | (1) | (1) | -- | 2,207 | (1) |
| Developing countries | -- | -- | 4,860 | 5,089 | (1) | (1) | -- | 421 | (1) |
| Meats & meat prods(MT): | | | | | | | | | |
| World | 1,061,172 | 1,185,119 | 3,068,269 | 3,155,961 | 2,886.68 | 2,662.89 | 123,402 | 321,189 | 2,602.79 |
| Canada | 122,613 | 137,866 | 386,491 | 398,949 | 3,293.68 | 2,893.74 | 15,589 | 44,566 | 2,858.84 |
| Latin America | 303,924 | 314,517 | 405,362 | 460,922 | 1,333.76 | 1,465.49 | 31,744 | 52,145 | 1,642.68 |
| Mexico | 260,633 | 285,412 | 338,260 | 406,469 | 1,297.84 | 1,424.15 | 29,415 | 47,837 | 1,626.29 |
| Caribbean | 15,951 | 12,976 | 35,990 | 31,576 | 2,256.26 | 2,433.41 | 882 | 2,173 | 2,463.72 |
| W Europe | 51,035 | 45,430 | 156,222 | 124,057 | 3,061.08 | 2,730.72 | 5,928 | 10,801 | 1,821.96 |
| European Union | 45,186 | 40,284 | 120,742 | 88,185 | 2,672.10 | 2,189.09 | 5,434 | 8,561 | 1,575.53 |
| Belgium and Luxembourg | 15,172 | 9,894 | 46,059 | 31,361 | 3,035.79 | 3,169.74 | 751 | 2,367 | 3,151.53 |
| France | 11,575 | 10,088 | 34,179 | 22,808 | 2,952.85 | 2,260.90 | 1,800 | 2,555 | 1,419.38 |
| Other W Europe | 5,849 | 5,146 | 35,481 | 35,872 | 6,066.11 | 6,870.78 | 494 | 2,239 | 4,532.77 |
| Former Soviet Union | 2,336 | 42,917 | 3,002 | 61,194 | 1,284.88 | 1,425.86 | 2,925 | 3,182 | 1,087.86 |
| Russia | 2,084 | 40,870 | 2,771 | 53,547 | 1,328.51 | 1,310.18 | 2,925 | 3,182 | 1,087.86 |
| Asia | 547,072 | 611,480 | 2,072,983 | 2,084,107 | 3,788.23 | 3,408.30 | 66,768 | 209,789 | 3,142.20 |
| Japan | 411,896 | 423,692 | 1,794,237 | 1,748,145 | 4,356.04 | 4,125.98 | 41,782 | 171,750 | 4,110.61 |
| Southeast Asia | 35,183 | 65,213 | 30,104 | 40,442 | 855.64 | 620.15 | 13,913 | 5,954 | 447.21 |
| Other East Asia | 94,465 | 115,892 | 232,810 | 279,188 | 2,464.51 | 2,409.03 | 11,016 | 30,350 | 2,755.11 |
| Korea, Rep of | 52,761 | 67,855 | 170,066 | 208,111 | 3,223.32 | 3,067.00 | 6,213 | 21,811 | 3,510.51 |
| Hong Kong | 13,719 | 17,911 | 34,294 | 36,511 | 2,499.74 | 2,038.45 | 1,742 | 4,582 | 2,630.06 |
| Taiwan | 27,985 | 30,126 | 28,451 | 34,566 | 1,016.64 | 1,147.38 | 3,061 | 3,958 | 1,293.04 |
| Developed countries | 586,514 | 608,437 | 2,348,745 | 2,273,783 | 4,004.58 | 3,737.09 | 63,452 | 227,403 | 3,583.86 |
| Developing countries | 471,750 | 531,946 | 710,048 | 817,771 | 1,505.14 | 1,537.32 | 56,870 | 90,328 | 1,588.32 |
| Other countries | 2,908 | 44,736 | 4,475 | 64,407 | 1,538.83 | 1,438.72 | 3,080 | 3,458 | 1,122.70 |
| Beef & veal(MT): | | | | | | | | | |
| World | 394,437 | 444,636 | 1,858,986 | 1,939,577 | 4,713.01 | 4,362.17 | 47,176 | 202,766 | 4,288.08 |
| Canada | 75,717 | 81,512 | 318,409 | 319,122 | 4,205.25 | 3,915.03 | 9,004 | 34,668 | 3,850.33 |
| Latin America | 50,777 | 57,343 | 152,334 | 189,750 | 3,000.06 | 3,309.04 | 8,017 | 26,031 | 3,246.93 |
| Mexico | 43,158 | 52,367 | 127,850 | 170,188 | 2,962.37 | 3,249.90 | 7,559 | 24,423 | 3,230.89 |
| Caribbean | 3,842 | 3,401 | 18,866 | 16,431 | 4,910.58 | 4,831.36 | 337 | 1,359 | 4,033.48 |

See footnotes at end of table.

Appendix table A-2--U.S. agricultural exports: Quantity, value, and unit value by commodity and country, October-August 1992/93 and 1993/94, and August 1994--continued

| Commodity and country | October-August | | | | | | August 1994 | | |
|--|----------------|---------|-------------------|-----------|-----------------|-----------|-------------|-------------------|-----------------|
| | Quantity | | Value (1,000 dol) | | Unit value (\$) | | Quantity | Value (1,000 dol) | Unit value (\$) |
| | 1992/93 | 1993/94 | 1992/93 | 1993/94 | 1992/93 | 1993/94 | | | |
| Beef & veal(MT): | | | | | | | | | |
| W Europe | 4,641 | 4,469 | 36,917 | 36,087 | 7,954.58 | 8,074.95 | 425 | 2,861 | 6,731.71 |
| Other W Europe | 1,897 | 2,069 | 18,469 | 21,473 | 9,735.89 | 10,378.48 | 196 | 1,041 | 5,310.01 |
| Asia | 261,772 | 299,897 | 1,346,445 | 1,389,812 | 5,143.58 | 4,634.30 | 29,432 | 138,208 | 4,695.84 |
| Japan | 209,431 | 238,828 | 1,130,005 | 1,143,527 | 5,395.59 | 4,788.08 | 23,210 | 111,942 | 4,823.00 |
| Other East Asia | 47,628 | 56,314 | 190,470 | 223,677 | 3,999.13 | 3,971.95 | 5,783 | 24,536 | 4,242.76 |
| Korea, Rep of | 39,382 | 47,749 | 151,662 | 183,181 | 3,851.05 | 3,836.33 | 4,715 | 19,733 | 4,185.12 |
| Hong Kong | 4,966 | 3,801 | 20,526 | 16,493 | 4,133.76 | 4,339.25 | 571 | 2,332 | 4,084.52 |
| Taiwan | 3,280 | 4,764 | 18,280 | 24,002 | 5,573.13 | 5,038.27 | 497 | 2,471 | 4,971.40 |
| Developed countries | 289,939 | 325,071 | 1,485,748 | 1,499,883 | 5,124.34 | 4,614.02 | 32,639 | 149,471 | 4,579.52 |
| Developing countries | 104,271 | 118,611 | 572,206 | 437,064 | 3,569.60 | 3,687.96 | 14,307 | 52,473 | 3,667.61 |
| Beef & veal - fr or froz(MT): | | | | | | | | | |
| World | 381,179 | 432,702 | 1,811,702 | 1,892,083 | 4,752.89 | 4,372.71 | 46,041 | 198,582 | 4,313.16 |
| Canada | 68,270 | 74,445 | 291,925 | 293,364 | 4,276.03 | 3,940.68 | 8,244 | 31,932 | 3,873.98 |
| Latin America | 48,552 | 55,182 | 146,637 | 183,606 | 3,020.20 | 3,327.27 | 7,813 | 25,468 | 3,259.70 |
| Mexico | 42,006 | 50,652 | 124,411 | 165,462 | 2,961.74 | 3,266.64 | 7,409 | 24,026 | 3,242.81 |
| W Europe | 4,123 | 4,144 | 36,209 | 35,304 | 8,782.08 | 8,519.24 | 413 | 2,820 | 6,826.92 |
| Other W Europe | 1,549 | 2,046 | 18,148 | 21,419 | 11,716.03 | 10,468.54 | 188 | 1,024 | 5,448.98 |
| Asia | 259,015 | 297,743 | 1,332,572 | 1,375,742 | 5,144.77 | 4,620.57 | 29,296 | 137,448 | 4,691.68 |
| Japan | 207,312 | 237,189 | 1,118,178 | 1,131,178 | 5,393.69 | 4,768.90 | 23,116 | 111,330 | 4,816.14 |
| Other East Asia | 47,309 | 56,039 | 189,622 | 222,768 | 4,008.16 | 3,975.22 | 5,766 | 24,453 | 4,240.92 |
| Korea, Rep of | 39,190 | 47,698 | 151,261 | 183,026 | 3,859.69 | 3,837.19 | 4,715 | 19,733 | 4,185.12 |
| Hong Kong | 4,892 | 3,656 | 20,222 | 15,933 | 4,133.59 | 4,358.09 | 554 | 2,250 | 4,060.50 |
| Taiwan | 3,227 | 4,685 | 18,139 | 23,808 | 5,621.10 | 5,081.82 | 497 | 2,471 | 4,971.40 |
| Developed countries | 279,837 | 316,050 | 1,446,687 | 1,460,993 | 5,169.75 | 4,622.66 | 31,773 | 146,082 | 4,597.66 |
| Developing countries | 101,174 | 115,766 | 364,164 | 429,018 | 3,599.38 | 3,705.90 | 14,038 | 51,678 | 3,681.29 |
| Beef - prep or pres(MT): | | | | | | | | | |
| World | 13,258 | 11,934 | 47,284 | 47,494 | 3,566.47 | 3,979.75 | 1,135 | 4,184 | 3,686.42 |
| Canada | 7,447 | 7,067 | 26,484 | 25,758 | 3,556.34 | 3,644.84 | 760 | 2,736 | 3,600.20 |
| Latin America | 2,225 | 2,161 | 5,697 | 6,145 | 2,560.57 | 2,843.52 | 204 | 563 | 2,757.80 |
| Mexico | 1,152 | 1,715 | 3,439 | 4,726 | 2,985.56 | 2,755.75 | 150 | 397 | 2,647.42 |
| Caribbean | 434 | 380 | 1,470 | 1,252 | 3,388.16 | 3,294.39 | 29 | 104 | 3,602.72 |
| Neth Antilles | 131 | 115 | 662 | 505 | 5,051.01 | 4,393.17 | 11 | 60 | 5,480.00 |
| W Europe | 518 | 325 | 709 | 783 | 1,368.11 | 2,409.83 | 12 | 41 | 3,455.00 |
| European Union | 170 | 302 | 388 | 729 | 2,281.30 | 2,413.12 | 4 | 25 | 6,276.75 |
| Former Soviet Union | 59 | 168 | 181 | 558 | 3,066.88 | 3,318.88 | 0 | 0 | .00 |
| Russia | 59 | 140 | 181 | 481 | 3,066.88 | 3,432.59 | 0 | 0 | .00 |
| Asia | 2,757 | 2,154 | 10,873 | 14,070 | 5,031.75 | 6,531.81 | 136 | 761 | 5,592.11 |
| Japan | 2,119 | 1,629 | 11,827 | 12,349 | 5,581.38 | 7,580.73 | 94 | 612 | 6,509.67 |
| Southeast Asia | 235 | 174 | 853 | 541 | 3,627.82 | 3,110.56 | 24 | 63 | 2,623.75 |
| Other East Asia | 318 | 275 | 848 | 909 | 2,659.36 | 3,305.61 | 17 | 83 | 4,867.00 |
| Hong Kong | 74 | 145 | 307 | 560 | 4,144.67 | 3,864.16 | 17 | 83 | 4,867.00 |
| Developed countries | 10,102 | 9,021 | 39,061 | 38,890 | 3,866.65 | 4,311.08 | 866 | 3,390 | 3,914.00 |
| Developing countries | 3,097 | 2,745 | 8,042 | 8,047 | 2,596.86 | 2,931.35 | 268 | 795 | 2,953.77 |
| Other countries | 59 | 168 | 181 | 558 | 3,066.88 | 3,318.88 | 0 | 0 | .00 |
| Horsemeat-fr, chill, froz(MT): | | | | | | | | | |
| World | 33,050 | 20,645 | 99,577 | 66,338 | 3,012.82 | 3,213.28 | 1,918 | 5,545 | 2,891.18 |
| Latin America | 3,920 | 2,317 | 6,771 | 3,071 | 1,727.19 | 1,325.55 | 497 | 374 | 752.97 |
| Mexico | 3,920 | 2,308 | 6,771 | 3,052 | 1,727.19 | 1,322.49 | 497 | 374 | 752.97 |
| W Europe | 28,006 | 17,406 | 89,489 | 60,170 | 3,195.34 | 3,456.83 | 1,380 | 4,962 | 3,595.89 |
| European Union | 26,711 | 15,979 | 82,056 | 51,314 | 3,072.00 | 3,211.33 | 1,271 | 4,175 | 3,285.11 |
| Netherlands | 1,817 | 660 | 4,094 | 1,530 | 2,252.95 | 2,318.74 | 8 | 46 | 5,797.50 |
| Belgium and Luxembourg | 14,248 | 8,305 | 43,718 | 28,999 | 3,068.33 | 3,491.68 | 629 | 2,187 | 3,476.15 |
| France | 8,897 | 6,140 | 29,101 | 18,689 | 3,270.85 | 3,043.84 | 563 | 1,681 | 2,986.06 |
| Italy | 1,749 | 874 | 5,144 | 2,096 | 2,941.25 | 2,397.93 | 71 | 261 | 3,680.90 |
| Other W Europe | 1,295 | 1,427 | 7,433 | 8,856 | 5,739.39 | 6,205.88 | 109 | 787 | 7,218.66 |
| Switzerland | 1,295 | 1,287 | 7,433 | 8,661 | 5,739.39 | 6,729.78 | 109 | 787 | 7,219.66 |
| Asia | 1,051 | 848 | 3,236 | 2,942 | 3,078.56 | 3,469.75 | 25 | 178 | 7,138.84 |
| Japan | 979 | 785 | 3,141 | 2,860 | 3,208.55 | 3,642.99 | 16 | 167 | 10,416.94 |
| Developed countries | 29,020 | 18,265 | 92,682 | 63,184 | 3,194.08 | 3,459.32 | 1,412 | 5,159 | 3,653.86 |
| Developing countries | 4,030 | 2,380 | 6,885 | 3,154 | 1,708.42 | 1,325.17 | 506 | 386 | 762.90 |
| Lamb, mutton or goat-fr, ch, frz(MT): | | | | | | | | | |
| World | 3,457 | 3,465 | 9,767 | 9,186 | 2,825.18 | 2,851.12 | 217 | 532 | 2,453.27 |
| Canada | 787 | 483 | 3,568 | 2,247 | 4,593.48 | 4,653.15 | 26 | 132 | 5,063.08 |
| Latin America | 2,106 | 1,795 | 4,009 | 3,437 | 1,903.72 | 1,914.69 | 180 | 324 | 1,800.73 |
| Mexico | 1,954 | 1,580 | 3,461 | 2,834 | 1,771.16 | 1,793.45 | 157 | 264 | 1,684.45 |
| Caribbean | 89 | 177 | 328 | 535 | 3,310.21 | 3,020.95 | 23 | 60 | 2,594.43 |
| Jamaica | 27 | 87 | 59 | 266 | 2,178.78 | 2,744.64 | 19 | 49 | 2,571.31 |
| S America | 34 | 37 | 174 | 64 | 5,103.35 | 1,742.24 | 0 | 0 | .00 |
| W Europe | 327 | 695 | 1,366 | 2,233 | 4,177.09 | 3,213.53 | 10 | 64 | 6,428.60 |
| European Union | 302 | 683 | 1,248 | 2,190 | 4,132.35 | 3,206.26 | 10 | 64 | 6,428.60 |
| Netherlands | 24 | 591 | 130 | 1,967 | 5,435.42 | 3,327.50 | 7 | 46 | 6,567.43 |
| France | 233 | 26 | 812 | 44 | 3,484.44 | 1,679.46 | 0 | 0 | .00 |
| Other W Europe | 25 | 12 | 118 | 44 | 4,717.60 | 3,627.08 | 0 | 0 | .00 |
| E Europe | 0 | 65 | 0 | 105 | .00 | 1,618.91 | 0 | 0 | .00 |
| Poland | 0 | 65 | 0 | 105 | .00 | 1,618.91 | 0 | 0 | .00 |
| Former Soviet Union | 12 | 47 | 43 | 145 | 3,575.50 | 3,081.11 | 0 | 0 | .00 |
| Russia | 12 | 47 | 43 | 145 | 3,575.50 | 3,081.11 | 0 | 0 | .00 |
| Asia | 202 | 363 | 741 | 575 | 3,669.83 | 2,685.94 | 1 | 12 | 12,303.00 |
| W Asia (Mideast) | 37 | 4 | 114 | 29 | 3,094.08 | 7,236.00 | 0 | 0 | .00 |
| Saudi Arabia | 37 | 2 | 114 | 18 | 3,094.08 | 9,174.00 | 0 | 0 | .00 |
| Japan | 77 | 82 | 321 | 304 | 4,171.56 | 3,711.49 | 0 | 5 | .00 |
| Southeast Asia | 11 | 121 | 61 | 335 | 5,536.00 | 2,770.48 | 0 | 0 | .00 |

See footnotes at end of table.

Appendix table A-2--U.S. agricultural exports: Quantity, value, and unit value by commodity and country, October-August 1992/93 and 1993/94, and August 1994--continued

| Commodity and country | October-August | | | | | | August 1994 | | |
|---|----------------|---------|-------------------|---------|-----------------|----------|-------------|-------------------|-----------------|
| | Quantity | | Value (1,000 dol) | | Unit value (\$) | | Quantity | Value (1,000 dol) | Unit value (\$) |
| | 1992/93 | 1993/94 | 1992/93 | 1993/94 | 1992/93 | 1993/94 | | | |
| Lamb, mutton or goat- fr, ch, frz(MT): | | | | | | | | | |
| Singapore | 9 | 31 | 53 | 83 | 5,870.78 | 2,988.00 | 0 | 0 | 0.00 |
| Philippines | 1 | 19 | 5 | 180 | 4,502.00 | 9,474.37 | 0 | 0 | .00 |
| Other East Asia | 77 | 156 | 245 | 306 | 3,178.44 | 1,964.63 | 1 | 7 | 6,975.00 |
| Taiwan | 25 | 124 | 97 | 190 | 3,861.32 | 1,534.09 | 0 | 0 | .00 |
| Developed countries | 1,208 | 1,276 | 5,287 | 4,834 | 4,376.70 | 3,788.22 | 36 | 201 | 5,590.39 |
| Developing countries | 2,237 | 2,142 | 4,437 | 4,208 | 1,983.33 | 1,964.31 | 181 | 331 | 1,829.31 |
| Other countries | 12 | 47 | 45 | 145 | 3,575.50 | 3,081.11 | 0 | 0 | .00 |
| Pork(MT): | | | | | | | | | |
| World | 123,650 | 154,600 | 424,211 | 471,843 | 3,430.74 | 3,052.02 | 14,852 | 46,785 | 3,150.11 |
| Canada | 10,359 | 10,226 | 29,960 | 26,476 | 2,892.18 | 2,588.56 | 2,253 | 4,393 | 1,948.75 |
| Latin America | 33,302 | 45,088 | 70,610 | 87,919 | 2,120.29 | 1,949.94 | 4,327 | 8,508 | 1,966.17 |
| Mexico | 26,290 | 39,340 | 56,518 | 75,158 | 2,149.78 | 1,910.48 | 3,849 | 7,450 | 1,935.55 |
| Caribbean | 3,044 | 2,543 | 6,211 | 5,939 | 2,040.34 | 2,335.52 | 114 | 308 | 2,700.81 |
| S America | 2,138 | 1,451 | 4,337 | 3,387 | 2,028.37 | 2,334.06 | 227 | 456 | 2,006.92 |
| W Europe | 3,078 | 1,233 | 9,845 | 5,107 | 3,198.64 | 4,142.03 | 115 | 248 | 2,156.72 |
| Other W Europe | 1,857 | 594 | 7,462 | 3,410 | 4,018.34 | 5,741.48 | 36 | 119 | 3,316.82 |
| Sweden | 1,752 | 441 | 7,301 | 2,951 | 4,167.03 | 6,692.20 | 0 | 0 | .00 |
| Former Soviet Union | 288 | 17,821 | 853 | 28,247 | 2,962.31 | 1,585.01 | 218 | 399 | 1,832.29 |
| Russia | 273 | 17,549 | 824 | 27,371 | 3,016.93 | 1,559.68 | 218 | 399 | 1,832.29 |
| Asia | 73,673 | 79,735 | 307,805 | 323,093 | 4,177.89 | 4,052.09 | 7,878 | 33,090 | 4,200.31 |
| Japan | 70,717 | 74,803 | 301,057 | 311,967 | 4,257.21 | 4,170.51 | 7,193 | 31,320 | 4,354.30 |
| Other East Asia | 2,039 | 4,129 | 4,462 | 9,035 | 2,194.83 | 2,188.10 | 559 | 1,490 | 2,665.55 |
| Developed countries | 84,657 | 86,523 | 341,983 | 344,061 | 4,039.63 | 3,976.53 | 9,638 | 36,114 | 3,747.08 |
| Developing countries | 38,652 | 50,215 | 81,221 | 99,496 | 2,101.35 | 1,981.40 | 4,990 | 10,268 | 2,057.81 |
| Other countries | 17,862 | 17,862 | 1,006 | 2,885 | 2,950.86 | 1,583.54 | 224 | 403 | 1,797.27 |
| Pork - fr or froz(MT): | | | | | | | | | |
| World | 105,186 | 131,865 | 378,761 | 412,461 | 3,600.87 | 3,127.90 | 12,358 | 40,388 | 3,268.17 |
| Canada | 7,581 | 7,347 | 19,505 | 15,282 | 2,572.85 | 2,080.06 | 1,918 | 3,134 | 1,633.90 |
| Latin America | 20,860 | 31,629 | 45,876 | 60,525 | 2,199.23 | 1,913.59 | 2,916 | 5,783 | 1,983.31 |
| Mexico | 18,743 | 29,899 | 41,436 | 56,372 | 2,210.77 | 1,885.40 | 2,820 | 5,488 | 1,946.13 |
| W Europe | 2,720 | 920 | 9,072 | 4,228 | 3,335.42 | 4,595.94 | 87 | 183 | 2,103.40 |
| Other W Europe | 1,759 | 488 | 7,321 | 3,112 | 4,162.21 | 6,377.30 | 36 | 119 | 3,316.82 |
| Sweden | 1,752 | 441 | 7,301 | 2,951 | 4,167.03 | 6,692.20 | 0 | 0 | .00 |
| Former Soviet Union | 175 | 16,884 | 555 | 25,980 | 3,168.95 | 1,538.74 | 175 | 329 | 1,879.82 |
| Russia | 160 | 16,884 | 525 | 25,980 | 3,281.51 | 1,538.74 | 175 | 329 | 1,879.82 |
| Asia | 71,254 | 74,765 | 299,481 | 305,955 | 4,203.01 | 4,092.21 | 7,253 | 30,932 | 4,264.70 |
| Japan | 69,298 | 72,059 | 296,149 | 301,636 | 4,273.56 | 4,185.96 | 6,979 | 30,467 | 4,365.52 |
| Developed countries | 79,865 | 80,481 | 325,075 | 321,398 | 4,070.31 | 3,953.47 | 9,020 | 33,839 | 3,751.53 |
| Developing countries | 25,146 | 34,465 | 53,132 | 65,047 | 2,112.99 | 1,887.32 | 3,163 | 6,220 | 1,866.57 |
| Other countries | 175 | 16,919 | 555 | 26,016 | 3,168.95 | 1,537.66 | 175 | 329 | 1,879.82 |
| Pork - prep or pres(MT): | | | | | | | | | |
| World | 18,464 | 22,735 | 45,449 | 59,382 | 2,461.50 | 2,611.81 | 2,494 | 6,387 | 2,565.10 |
| Canada | 2,778 | 2,881 | 10,455 | 11,194 | 3,763.64 | 3,885.34 | 335 | 1,259 | 3,758.12 |
| Latin America | 12,442 | 13,459 | 24,734 | 27,394 | 1,987.94 | 2,035.36 | 1,411 | 2,724 | 1,930.74 |
| Mexico | 7,547 | 9,441 | 15,081 | 18,787 | 1,998.30 | 1,989.91 | 1,029 | 1,962 | 1,906.54 |
| Central America | 1,582 | 1,576 | 2,983 | 3,009 | 1,885.40 | 1,908.98 | 117 | 248 | 1,120.80 |
| Guatemala | 314 | 311 | 917 | 819 | 2,746.55 | 2,634.51 | 43 | 123 | 2,857.81 |
| Belize | 314 | 406 | 524 | 653 | 1,667.28 | 1,608.93 | 35 | 52 | 1,479.71 |
| Honduras | 251 | 166 | 477 | 355 | 1,901.99 | 2,138.31 | 23 | 51 | 2,196.35 |
| Panama | 471 | 531 | 712 | 853 | 1,511.33 | 1,606.81 | 14 | 14 | 1,022.64 |
| Caribbean | 1,919 | 1,943 | 3,608 | 3,078 | 1,880.06 | 2,292.07 | 50 | 92 | 1,833.44 |
| Leeward & Windward Is | 228 | 128 | 508 | 410 | 2,229.76 | 3,204.72 | 0 | 0 | .00 |
| Trinidad-Tobago | 530 | 179 | 643 | 235 | 1,212.62 | 1,312.92 | 12 | 14 | 1,144.75 |
| Neth Antilles | 622 | 545 | 1,537 | 1,431 | 2,471.42 | 2,625.44 | 26 | 65 | 2,483.11 |
| S America | 1,394 | 1,099 | 3,062 | 2,520 | 2,196.71 | 2,293.27 | 215 | 423 | 1,965.80 |
| Colombia | 673 | 712 | 1,109 | 1,493 | 1,648.18 | 2,096.44 | 150 | 260 | 1,734.00 |
| Venezuela | 613 | 25 | 1,617 | 49 | 2,638.29 | 1,857.76 | 0 | 0 | .00 |
| W Europe | 358 | 313 | 773 | 879 | 2,159.43 | 2,807.86 | 28 | 65 | 2,322.39 |
| European Union | 260 | 207 | 632 | 581 | 2,432.08 | 2,804.54 | 28 | 65 | 2,322.39 |
| Former Soviet Union | 113 | 937 | 299 | 2,267 | 2,642.30 | 2,418.91 | 43 | 70 | 1,638.86 |
| Russia | 113 | 665 | 299 | 1,391 | 2,642.30 | 2,091.46 | 43 | 70 | 1,638.86 |
| Ukraine | 0 | 249 | 0 | 842 | .00 | 3,380.44 | 0 | 0 | .00 |
| Asia | 2,419 | 4,970 | 8,324 | 17,139 | 3,440.92 | 3,448.45 | 625 | 2,158 | 3,453.17 |
| Japan | 1,419 | 2,744 | 4,908 | 10,331 | 3,458.85 | 3,764.80 | 214 | 853 | 3,988.07 |
| Southeast Asia | 227 | 446 | 715 | 1,380 | 3,150.84 | 3,093.64 | 88 | 218 | 2,475.15 |
| Singapore | 105 | 261 | 339 | 725 | 3,226.08 | 2,776.23 | 41 | 88 | 2,154.46 |
| Other East Asia | 678 | 1,746 | 2,430 | 5,357 | 3,584.68 | 3,068.31 | 323 | 1,087 | 3,365.24 |
| Korea, Rep of | 287 | 630 | 1,082 | 2,449 | 3,770.99 | 3,886.63 | 154 | 520 | 3,375.36 |
| Hong Kong | 338 | 1,056 | 1,219 | 2,705 | 3,605.20 | 2,561.42 | 167 | 561 | 3,359.18 |
| Oceania | 189 | 87 | 666 | 256 | 3,347.98 | 2,946.15 | 0 | 0 | .00 |
| Developed countries | 4,782 | 6,042 | 16,908 | 22,663 | 3,528.32 | 3,750.81 | 818 | 2,276 | 3,682.11 |
| Developing countries | 13,506 | 15,750 | 28,090 | 34,449 | 2,079.78 | 2,187.25 | 1,827 | 4,048 | 2,215.76 |
| Other countries | 166 | 943 | 452 | 2,270 | 2,720.95 | 2,406.85 | 49 | 74 | 1,502.47 |
| Variety meats, edible offals(MT): | | | | | | | | | |
| World | 327,604 | 338,215 | 531,149 | 485,114 | 1,621.31 | 1,430.11 | 33,753 | 48,595 | 1,439.72 |
| Canada | 15,298 | 18,705 | 15,707 | 16,195 | 1,026.75 | 865.79 | 2,089 | 1,813 | 867.81 |
| Latin America | 133,550 | 132,066 | 119,743 | 115,662 | 896.61 | 875.79 | 12,899 | 11,387 | 862.75 |
| Mexico | 108,777 | 116,010 | 97,224 | 98,923 | 893.79 | 852.71 | 11,695 | 10,098 | 863.43 |
| Caribbean | 6,300 | 5,605 | 7,014 | 5,884 | 1,113.29 | 1,049.76 | 329 | 280 | 849.56 |
| S America | 17,958 | 10,033 | 15,122 | 10,372 | 842.09 | 1,033.80 | 814 | 946 | 1,162.30 |
| Venezuela | 11,442 | 1,682 | 8,836 | 1,277 | 772.21 | 759.46 | 0 | 0 | .00 |
| W Europe | 12,931 | 14,992 | 16,274 | 18,307 | 1,258.54 | 1,221.10 | 3,351 | 2,554 | 762.29 |

See footnotes at end of table.

Appendix table A-2--U.S. agricultural exports: Quantity, value, and unit value by commodity and country, October-August 1992/93 and 1993/94, and August 1994--continued

| Commodity and country | October-August | | | | | | August 1994 | | |
|-----------------------------------|----------------|---------|-------------------|-----------|-----------------|----------|-------------|-------------------|-----------------|
| | Quantity | | Value (1,000 dol) | | Unit value (\$) | | Quantity | Value (1,000 dol) | Unit value (\$) |
| | 1992/93 | 1993/94 | 1992/93 | 1993/94 | 1992/93 | 1993/94 | | | |
| Variety meats, edible offals(MT): | | | | | | | | | |
| European Union | 12,332 | 14,038 | 14,728 | 16,635 | 1,194.28 | 1,184.97 | 3,198 | 2,262 | 707.43 |
| United Kingdom | 5,038 | 4,776 | 4,734 | 6,767 | 939.57 | 1,416.80 | 1,372 | 932 | 679.65 |
| E Europe | 5,721 | 6,836 | 4,066 | 5,246 | 710.77 | 767.36 | 240 | 216 | 899.41 |
| Former Soviet Union | 1,084 | 18,021 | 433 | 16,402 | 399.72 | 910.18 | 2,399 | 1,827 | 761.37 |
| Russia | 1,084 | 18,021 | 433 | 16,402 | 399.72 | 910.18 | 2,399 | 1,827 | 761.37 |
| Asia | 135,425 | 124,538 | 359,839 | 296,905 | 2,657.11 | 2,384.05 | 12,737 | 30,750 | 2,414.20 |
| Japan | 116,380 | 91,125 | 335,657 | 258,351 | 2,884.15 | 2,835.13 | 8,136 | 25,781 | 2,821.96 |
| Southeast Asia | 4,931 | 6,814 | 4,851 | 7,348 | 983.76 | 1,078.40 | 1,357 | 1,504 | 1,108.05 |
| Indonesia | 2,667 | 5,108 | 1,830 | 5,195 | 686.13 | 1,016.95 | 1,158 | 1,072 | 925.54 |
| Other East Asia | 11,847 | 22,979 | 16,472 | 26,250 | 1,390.36 | 1,142.34 | 1,910 | 2,975 | 1,557.45 |
| Korea, Rep of | 7,421 | 13,453 | 9,612 | 14,155 | 1,295.24 | 1,052.16 | 829 | 1,040 | 1,255.09 |
| Hong Kong | 3,890 | 9,171 | 5,433 | 11,017 | 1,361.58 | 1,201.29 | 853 | 1,230 | 1,442.39 |
| Africa | 23,587 | 23,877 | 15,036 | 16,284 | 637.48 | 679.16 | 38 | 46 | 1,208.24 |
| N Africa | 22,286 | 23,640 | 14,251 | 16,052 | 639.45 | 679.01 | 0 | 0 | .00 |
| Egypt | 22,286 | 23,640 | 14,251 | 16,052 | 639.45 | 679.01 | 0 | 0 | .00 |
| Developed countries | 144,905 | 125,732 | 367,844 | 293,770 | 2,538.51 | 2,336.48 | 14,651 | 30,279 | 2,066.67 |
| Developing countries | 181,136 | 194,209 | 161,704 | 172,501 | 692.72 | 888.22 | 16,566 | 16,255 | 981.22 |
| Other countries | 1,563 | 19,274 | 1,601 | 18,843 | 1,024.20 | 977.65 | 2,536 | 2,061 | 812.84 |
| Other meats - fr or prep(MT): | | | | | | | | | |
| World | 178,974 | 222,558 | 139,579 | 183,903 | 779.88 | 826.32 | 25,486 | 16,965 | 665.66 |
| Canada | 20,417 | 26,864 | 28,784 | 34,754 | 1,409.82 | 1,293.70 | 2,201 | 3,531 | 1,604.09 |
| Latin America | 80,269 | 75,908 | 51,336 | 61,082 | 646.52 | 804.69 | 5,824 | 5,522 | 948.16 |
| Mexico | 76,534 | 73,807 | 46,438 | 56,314 | 606.76 | 763.00 | 5,658 | 5,228 | 923.97 |
| Caribbean | 2,666 | 1,241 | 3,571 | 2,768 | 1,339.44 | 2,230.14 | 79 | 167 | 2,109.43 |
| W Europe | 2,052 | 6,635 | 2,331 | 2,153 | 1,135.91 | 324.48 | 647 | 111 | 170.88 |
| European Union | 1,876 | 6,545 | 1,878 | 1,736 | 1,001.07 | 265.28 | 647 | 111 | 170.88 |
| Former Soviet Union | 765 | 6,423 | 792 | 14,324 | 1,035.49 | 2,230.16 | 90 | 171 | 1,904.83 |
| Russia | 528 | 4,678 | 591 | 7,635 | 1,118.66 | 1,632.11 | 90 | 171 | 1,904.83 |
| Ukraine | 0 | 1,691 | 0 | 6,575 | .00 | 3,888.06 | 0 | 0 | .00 |
| Asia | 74,949 | 106,099 | 54,918 | 70,379 | 732.73 | 663.33 | 16,695 | 7,560 | 452.83 |
| W Asia (Mideast) | 731 | 832 | 1,355 | 1,973 | 1,854.22 | 2,371.25 | 89 | 307 | 3,452.90 |
| Japan | 14,312 | 18,069 | 24,056 | 31,135 | 1,680.82 | 1,723.11 | 2,227 | 2,534 | 1,137.85 |
| Southeast Asia | 27,098 | 54,872 | 8,439 | 17,259 | 311.43 | 314.54 | 11,625 | 3,388 | 291.42 |
| Indonesia | 18,394 | 43,201 | 5,295 | 12,535 | 287.84 | 290.46 | 9,509 | 2,718 | 285.78 |
| Other East Asia | 32,808 | 32,251 | 21,067 | 19,838 | 642.13 | 615.10 | 2,754 | 1,331 | 483.26 |
| Korea, Rep of | 5,394 | 5,000 | 7,221 | 6,312 | 1,338.64 | 1,262.42 | 321 | 206 | 643.00 |
| Hong Kong | 3,386 | 2,559 | 5,678 | 4,747 | 1,676.97 | 1,855.07 | 108 | 359 | 3,325.66 |
| Taiwan | 24,028 | 24,692 | 8,168 | 8,779 | 339.85 | 355.52 | 2,325 | 765 | 329.17 |
| Developed countries | 36,785 | 51,570 | 55,192 | 68,050 | 1,500.38 | 1,318.57 | 5,076 | 6,179 | 1,217.24 |
| Developing countries | 141,424 | 164,489 | 83,595 | 101,349 | 591.10 | 616.14 | 20,320 | 10,615 | 522.38 |
| Other countries | 765 | 6,499 | 792 | 14,505 | 1,035.49 | 2,231.81 | 90 | 171 | 1,904.83 |
| Poultry & poultry prods(NA): | | | | | | | | | |
| World | -- | -- | 1,195,375 | 1,556,817 | (1) | (1) | -- | 149,020 | (1) |
| Canada | -- | -- | 213,456 | 211,035 | (1) | (1) | -- | 23,393 | (1) |
| Latin America | -- | -- | 329,526 | 342,315 | (1) | (1) | -- | 29,191 | (1) |
| Mexico | -- | -- | 197,967 | 217,305 | (1) | (1) | -- | 18,905 | (1) |
| Central America | -- | -- | 19,058 | 16,937 | (1) | (1) | -- | 1,476 | (1) |
| Caribbean | -- | -- | 65,391 | 68,032 | (1) | (1) | -- | 5,149 | (1) |
| Jamaica | -- | -- | 17,746 | 17,066 | (1) | (1) | -- | 1,173 | (1) |
| Leeward & Windward Is | -- | -- | 13,088 | 15,186 | (1) | (1) | -- | 1,300 | (1) |
| Neth Antilles | -- | -- | 15,740 | 16,814 | (1) | (1) | -- | 1,200 | (1) |
| S America | -- | -- | 47,109 | 40,041 | (1) | (1) | -- | 3,661 | (1) |
| W Europe | -- | -- | 63,098 | 68,123 | (1) | (1) | -- | 6,487 | (1) |
| European Union | -- | -- | 60,703 | 58,536 | (1) | (1) | -- | 5,075 | (1) |
| United Kingdom | -- | -- | 13,046 | 7,552 | (1) | (1) | -- | 645 | (1) |
| Netherlands | -- | -- | 14,931 | 14,979 | (1) | (1) | -- | 625 | (1) |
| Spain, incl Canary Is | -- | -- | 13,240 | 12,285 | (1) | (1) | -- | 1,776 | (1) |
| E Europe | -- | -- | 53,683 | 74,014 | (1) | (1) | -- | 3,975 | (1) |
| Poland | -- | -- | 29,469 | 53,075 | (1) | (1) | -- | 3,558 | (1) |
| Romania | -- | -- | 20,743 | 16,939 | (1) | (1) | -- | 0 | (1) |
| Former Soviet Union | -- | -- | 21,395 | 257,063 | (1) | (1) | -- | 24,247 | (1) |
| Russia | -- | -- | 19,295 | 232,783 | (1) | (1) | -- | 24,198 | (1) |
| Asia | -- | -- | 487,765 | 575,500 | (1) | (1) | -- | 59,823 | (1) |
| W Asia (Mideast) | -- | -- | 63,089 | 54,577 | (1) | (1) | -- | 4,783 | (1) |
| Iran | -- | -- | 16,529 | 553 | (1) | (1) | -- | 57 | (1) |
| Saudi Arabia | -- | -- | 17,415 | 18,293 | (1) | (1) | -- | 1,142 | (1) |
| United Arab Emir | -- | -- | 12,632 | 18,697 | (1) | (1) | -- | 1,838 | (1) |
| Japan | -- | -- | 161,120 | 175,932 | (1) | (1) | -- | 19,310 | (1) |
| China | -- | -- | 21,266 | 25,049 | (1) | (1) | -- | 2,761 | (1) |
| Southeast Asia | -- | -- | 44,021 | 53,117 | (1) | (1) | -- | 4,664 | (1) |
| Singapore | -- | -- | 26,581 | 33,970 | (1) | (1) | -- | 3,441 | (1) |
| Other East Asia | -- | -- | 195,894 | 263,091 | (1) | (1) | -- | 28,091 | (1) |
| Korea, Rep of | -- | -- | 23,865 | 24,885 | (1) | (1) | -- | 2,942 | (1) |
| Hong Kong | -- | -- | 169,801 | 233,053 | (1) | (1) | -- | 24,825 | (1) |
| Oceania | -- | -- | 17,020 | 19,263 | (1) | (1) | -- | 1,194 | (1) |
| Developed countries | -- | -- | 443,016 | 460,977 | (1) | (1) | -- | 49,886 | (1) |
| Developing countries | -- | -- | 709,688 | 813,533 | (1) | (1) | -- | 72,000 | (1) |
| Other countries | -- | -- | 42,661 | 282,307 | (1) | (1) | -- | 27,033 | (1) |
| Poultry - live(NA): | | | | | | | | | |
| World | -- | -- | 114,046 | 109,532 | (1) | (1) | -- | 10,403 | (1) |
| Canada | -- | -- | 30,775 | 28,086 | (1) | (1) | -- | 2,741 | (1) |
| Latin America | -- | -- | 33,587 | 36,675 | (1) | (1) | -- | 3,423 | (1) |
| Mexico | -- | -- | 5,892 | 7,740 | (1) | (1) | -- | 809 | (1) |

See footnotes at end of table.

Appendix table A-2--U.S. agricultural exports: Quantity, value, and unit value by commodity and country, October-August 1992/93 and 1993/94, and August 1994--continued

| Commodity and country | October-August | | | | | | August 1994 | | |
|----------------------------|----------------|------------|-------------------|---------|-----------------|---------|-------------|-------------------|-----------------|
| | Quantity | | Value (1,000 dol) | | Unit value (\$) | | Quantity | Value (1,000 dol) | Unit value (\$) |
| | 1992/93 | 1993/94 | 1992/93 | 1993/94 | 1992/93 | 1993/94 | | | |
| Poultry - live(NA): | | | | | | | | | |
| Central America | -- | -- | 5,169 | 5,622 | (1) | (1) | -- | 442 | (1) |
| Guatemala | -- | -- | 1,157 | 1,491 | (1) | (1) | -- | 82 | (1) |
| El Salvador | -- | -- | 1,360 | 1,117 | (1) | (1) | -- | 82 | (1) |
| Caribbean | -- | -- | 5,173 | 3,914 | (1) | (1) | -- | 311 | (1) |
| Dominican Republic | -- | -- | 2,822 | 2,150 | (1) | (1) | -- | 156 | (1) |
| S America | -- | -- | 17,353 | 19,398 | (1) | (1) | -- | 1,861 | (1) |
| Colombia | -- | -- | 1,594 | 2,401 | (1) | (1) | -- | 401 | (1) |
| Venezuela | -- | -- | 1,336 | 0 | (1) | (1) | -- | 0 | (1) |
| Ecuador | -- | -- | 895 | 1,798 | (1) | (1) | -- | 154 | (1) |
| Peru | -- | -- | 1,261 | 1,779 | (1) | (1) | -- | 151 | (1) |
| Chile | -- | -- | 1,165 | 1,296 | (1) | (1) | -- | 40 | (1) |
| Brazil | -- | -- | 9,110 | 10,040 | (1) | (1) | -- | 1,018 | (1) |
| Argentina | -- | -- | 1,397 | 1,899 | (1) | (1) | -- | 60 | (1) |
| W Europe | -- | -- | 7,516 | 7,682 | (1) | (1) | -- | 578 | (1) |
| European Union | -- | -- | 7,358 | 6,897 | (1) | (1) | -- | 578 | (1) |
| Netherlands | -- | -- | 4,173 | 3,668 | (1) | (1) | -- | 9 | (1) |
| Spain, incl Canary Is | -- | -- | 1,558 | 2,200 | (1) | (1) | -- | 406 | (1) |
| E Europe | -- | -- | 2,666 | 1,405 | (1) | (1) | -- | 67 | (1) |
| Hungary | -- | -- | 1,742 | 889 | (1) | (1) | -- | 0 | (1) |
| Former Soviet Union | -- | -- | 1,859 | 495 | (1) | (1) | -- | 0 | (1) |
| Ukraine | -- | -- | 1,859 | 495 | (1) | (1) | -- | 0 | (1) |
| Asia | -- | -- | 34,884 | 32,606 | (1) | (1) | -- | 3,388 | (1) |
| W Asia (Mideast) | -- | -- | 5,035 | 4,135 | (1) | (1) | -- | 380 | (1) |
| Turkey | -- | -- | 1,705 | 1,312 | (1) | (1) | -- | 115 | (1) |
| Iran | -- | -- | 1,355 | 486 | (1) | (1) | -- | 0 | (1) |
| S Asia | -- | -- | 1,370 | 1,827 | (1) | (1) | -- | 182 | (1) |
| Pakistan | -- | -- | 983 | 1,104 | (1) | (1) | -- | 0 | (1) |
| Japan | -- | -- | 4,003 | 3,412 | (1) | (1) | -- | 860 | (1) |
| China | -- | -- | 6,707 | 6,973 | (1) | (1) | -- | 1,324 | (1) |
| Southeast Asia | -- | -- | 13,017 | 12,519 | (1) | (1) | -- | 614 | (1) |
| Thailand | -- | -- | 4,102 | 3,138 | (1) | (1) | -- | 100 | (1) |
| Malaysia | -- | -- | 2,198 | 2,195 | (1) | (1) | -- | 78 | (1) |
| Indonesia | -- | -- | 3,128 | 4,312 | (1) | (1) | -- | 223 | (1) |
| Philippines | -- | -- | 3,470 | 2,778 | (1) | (1) | -- | 186 | (1) |
| Other East Asia | -- | -- | 4,752 | 3,540 | (1) | (1) | -- | 28 | (1) |
| Korea, Rep of | -- | -- | 1,972 | 1,649 | (1) | (1) | -- | 28 | (1) |
| Hong Kong | -- | -- | 1,559 | 609 | (1) | (1) | -- | 0 | (1) |
| Taiwan | -- | -- | 1,221 | 1,382 | (1) | (1) | -- | 0 | (1) |
| Africa | -- | -- | 2,540 | 2,539 | (1) | (1) | -- | 206 | (1) |
| N Africa | -- | -- | 2,044 | 2,026 | (1) | (1) | -- | 66 | (1) |
| Egypt | -- | -- | 1,852 | 1,943 | (1) | (1) | -- | 66 | (1) |
| Developed countries | -- | -- | 42,977 | 40,403 | (1) | (1) | -- | 4,464 | (1) |
| Developing countries | -- | -- | 62,484 | 61,621 | (1) | (1) | -- | 4,589 | (1) |
| Other countries | -- | -- | 8,575 | 7,508 | (1) | (1) | -- | 1,348 | (1) |
| Baby chicks(NO): | | | | | | | | | |
| World | 47,157,645 | 55,225,406 | 95,531 | 96,505 | 2.03 | 1.75 | 6,312,639 | 9,477 | 1.50 |
| Canada | 14,317,938 | 20,913,910 | 13,264 | 15,959 | .93 | .76 | 2,607,819 | 1,935 | .74 |
| Latin America | 17,487,933 | 22,249,482 | 32,860 | 35,862 | 1.88 | 1.62 | 2,059,327 | 3,313 | 1.61 |
| Mexico | 5,385,500 | 9,461,321 | 5,623 | 7,317 | 1.04 | .77 | 966,787 | 741 | .77 |
| Central America | 2,911,798 | 3,448,005 | 4,861 | 5,421 | 1.90 | 1.57 | 199,798 | 409 | 2.04 |
| Guatemala | 475,009 | 1,038,707 | 1,121 | 1,457 | 2.36 | 1.40 | 29,511 | 73 | 2.47 |
| El Salvador | 561,267 | 530,306 | 1,360 | 1,077 | 2.42 | 2.09 | 28,340 | 62 | 3.26 |
| Panama | 640,083 | 650,898 | 1,008 | 884 | 1.57 | 1.51 | 50,689 | 63 | 1.26 |
| Caribbean | 4,081,508 | 3,245,551 | 4,869 | 3,839 | 1.22 | 1.18 | 284,869 | 302 | 1.06 |
| Dominican Republic | 1,383,932 | 1,245,306 | 2,731 | 2,108 | 1.97 | 1.69 | 104,786 | 147 | 1.40 |
| Trinidad-Tobago | 484,330 | 337,240 | 1,198 | 656 | 2.35 | 1.94 | 39,250 | 85 | 2.43 |
| S America | 5,409,127 | 6,094,605 | 17,307 | 19,386 | 3.20 | 3.18 | 607,873 | 1,861 | 3.06 |
| Colombia | 802,590 | 794,210 | 1,548 | 2,401 | 1.93 | 3.02 | 109,836 | 401 | 3.64 |
| Venezuela | 462,052 | 0 | 1,636 | 0 | 3.54 | .00 | 0 | 0 | .00 |
| Ecuador | 438,682 | 880,375 | 895 | 1,785 | 2.27 | 2.03 | 68,359 | 154 | 2.25 |
| Peru | 473,109 | 691,947 | 1,261 | 1,779 | 2.67 | 2.57 | 64,510 | 151 | 2.34 |
| Chile | 241,593 | 168,759 | 1,165 | 1,296 | 4.82 | 7.68 | 18,400 | 40 | 2.19 |
| Brazil | 2,491,239 | 2,793,431 | 9,110 | 10,040 | 3.66 | 3.59 | 304,798 | 1,018 | 3.34 |
| Argentina | 372,442 | 669,068 | 1,397 | 1,899 | 3.75 | 2.84 | 14,270 | 60 | 4.17 |
| W Europe | 1,394,489 | 1,522,519 | 7,351 | 7,566 | 5.27 | 4.97 | 344,343 | 569 | 1.65 |
| European Union | 1,367,568 | 1,391,686 | 7,193 | 6,872 | 5.26 | 4.94 | 344,343 | 569 | 1.65 |
| Netherlands | 417,111 | 593,992 | 4,173 | 3,570 | 10.00 | 6.68 | 10,300 | 9 | .82 |
| Spain, incl Canary Is | 315,676 | 496,385 | 1,558 | 2,200 | 4.93 | 4.43 | 259,275 | 406 | 1.56 |
| E Europe | 1,104,894 | 278,782 | 2,666 | 1,367 | 2.41 | 4.80 | 18,400 | 67 | 3.63 |
| Hungary | 618,124 | 83,160 | 1,742 | 889 | 2.82 | 10.69 | 0 | 0 | .00 |
| Former Soviet Union | 113,561 | 28,200 | 1,869 | 495 | 16.45 | 17.55 | 0 | 0 | .00 |
| Ukraine | 113,561 | 28,200 | 1,869 | 495 | 16.45 | 17.55 | 0 | 0 | .00 |
| Asia | 11,334,513 | 9,289,896 | 34,876 | 32,586 | 3.08 | 3.51 | 1,189,246 | 3,388 | 2.85 |
| W Asia (Mideast) | 2,168,573 | 1,685,169 | 5,032 | 4,135 | 2.32 | 2.45 | 187,865 | 380 | 2.02 |
| Turkey | 574,828 | 646,988 | 1,705 | 1,312 | 2.97 | 2.03 | 47,265 | 115 | 2.44 |
| Iran | 918,789 | 356,082 | 1,355 | 486 | 1.47 | 1.39 | 0 | 0 | .00 |
| S Asia | 339,117 | 384,222 | 1,370 | 1,927 | 4.04 | 5.02 | 15,908 | 182 | 11.46 |
| Pakistan | 239,559 | 303,881 | 983 | 1,104 | 4.10 | 3.63 | 0 | 0 | .00 |
| Japan | 2,204,631 | 2,086,939 | 3,999 | 3,412 | 1.81 | 1.63 | 238,729 | 860 | 3.60 |
| China | 3,037,801 | 2,082,733 | 6,707 | 6,873 | 2.21 | 3.95 | 588,509 | 1,324 | 2.25 |
| Southeast Asia | 2,590,443 | 2,289,005 | 13,017 | 12,507 | 5.02 | 5.44 | 111,895 | 614 | 5.48 |
| Thailand | 635,121 | 451,258 | 4,102 | 3,138 | 6.46 | 6.95 | 23,033 | 100 | 4.34 |
| Malaysia | 487,946 | 477,635 | 2,188 | 2,195 | 4.50 | 4.59 | 40,145 | 79 | 1.97 |

See footnotes at end of table.

Appendix table A-2--U.S. agricultural exports: Quantity, value, and unit value by commodity and country, October-August 1992/93 and 1993/94, and August 1994--continued

| Commodity and country | October-August | | | | | | August 1994 | | |
|-----------------------------------|----------------|------------|-------------------|-----------|-----------------|----------|-------------|-------------------|-----------------|
| | Quantity | | Value (1,000 dol) | | Unit value (\$) | | Quantity | Value (1,000 dol) | Unit value (\$) |
| | 1992/93 | 1993/94 | 1992/93 | 1993/94 | 1992/93 | 1993/94 | | | |
| Baby chicks(NG): | | | | | | | | | |
| Indonesia | 645,390 | 730,691 | 3,128 | 4,312 | 4.85 | 5.90 | 14,830 | 223 | 15.02 |
| Philippines | 751,351 | 590,016 | 3,470 | 2,766 | 4.56 | 4.69 | 26,449 | 186 | 7.04 |
| Other East Asia | 993,948 | 751,828 | 4,752 | 3,632 | 4.78 | 4.83 | 45,340 | 28 | .62 |
| Korea, Rep of | 552,507 | 312,847 | 1,972 | 1,646 | 3.57 | 5.26 | 45,340 | 28 | .62 |
| Hong Kong | 162,886 | 157,555 | 1,559 | 609 | 9.57 | 3.87 | 0 | 0 | .00 |
| Taiwan | 278,555 | 281,426 | 1,221 | 1,377 | 4.38 | 4.89 | 0 | 0 | .00 |
| Africa | 951,224 | 899,617 | 2,540 | 2,533 | 2.67 | 2.81 | 98,504 | 206 | 2.09 |
| N Africa | 661,605 | 515,968 | 2,044 | 2,026 | 3.09 | 3.83 | 16,500 | 66 | 4.02 |
| Egypt | 621,625 | 496,418 | 1,862 | 1,943 | 2.99 | 3.91 | 16,500 | 66 | 4.02 |
| Developed countries | 18,248,800 | 25,008,449 | 25,296 | 28,151 | 1.39 | 1.13 | 3,282,325 | 3,649 | 1.11 |
| Developing countries | 25,757,483 | 28,079,230 | 61,760 | 60,846 | 2.40 | 2.17 | 2,438,367 | 4,479 | 1.84 |
| Other countries | 3,151,362 | 2,137,727 | 8,575 | 7,508 | 2.72 | 3.51 | 595,947 | 1,349 | 2.26 |
| Other live poultry(NA): | | | | | | | | | |
| World | -- | -- | 18,415 | 13,028 | (1) | (1) | -- | 826 | (1) |
| Canada | -- | -- | 17,511 | 12,127 | (1) | (1) | -- | 806 | (1) |
| Latin America | -- | -- | 727 | 713 | (1) | (1) | -- | 111 | (1) |
| Mexico | -- | -- | 269 | 424 | (1) | (1) | -- | 69 | (1) |
| Central America | -- | -- | 208 | 202 | (1) | (1) | -- | 33 | (1) |
| Caribbean | -- | -- | 204 | 75 | (1) | (1) | -- | 9 | (1) |
| Developed countries | -- | -- | 17,681 | 12,253 | (1) | (1) | -- | 815 | (1) |
| Developing countries | -- | -- | 734 | 775 | (1) | (1) | -- | 111 | (1) |
| Poultry meats(MT): | | | | | | | | | |
| World | 893,006 | 1,243,291 | 937,312 | 1,285,998 | 1,049.61 | 1,034.35 | 122,532 | 122,779 | 1,002.02 |
| Canada | 61,446 | 52,970 | 150,709 | 145,583 | 2,452.70 | 2,748.40 | 5,963 | 16,181 | 2,713.53 |
| Latin America | 245,505 | 241,184 | 264,489 | 273,900 | 1,077.37 | 1,135.65 | 20,942 | 22,651 | 1,081.62 |
| Mexico | 146,904 | 162,522 | 180,100 | 186,343 | 1,225.97 | 1,208.10 | 14,667 | 16,603 | 1,131.97 |
| Central America | 13,161 | 8,184 | 10,216 | 7,265 | 776.22 | 887.75 | 995 | 727 | 731.10 |
| Caribbean | 57,127 | 54,524 | 59,577 | 55,968 | 937.85 | 1,026.48 | 3,742 | 4,052 | 1,082.82 |
| Jamaica | 26,102 | 21,239 | 13,187 | 11,646 | 505.19 | 548.34 | 1,122 | 670 | 588.44 |
| Leeward & Windward Is | 10,784 | 12,531 | 12,904 | 14,909 | 1,196.56 | 1,189.75 | 1,119 | 1,285 | 1,148.61 |
| Neth Antilles | 12,321 | 12,154 | 15,608 | 16,584 | 1,266.76 | 1,364.50 | 842 | 1,168 | 1,386.74 |
| S America | 28,313 | 15,954 | 20,607 | 14,323 | 727.83 | 897.80 | 1,538 | 1,269 | 825.31 |
| W Europe | 34,853 | 44,388 | 40,021 | 45,196 | 1,148.27 | 1,018.19 | 4,672 | 5,086 | 1,088.56 |
| European Union | 33,811 | 35,090 | 38,385 | 37,600 | 1,135.27 | 1,071.54 | 3,249 | 3,779 | 1,163.05 |
| United Kingdom | 7,105 | 3,493 | 11,209 | 6,000 | 1,577.65 | 1,717.70 | 291 | 546 | 1,875.91 |
| E Europe | 82,992 | 96,257 | 50,841 | 72,553 | 613.80 | 753.74 | 5,429 | 3,908 | 719.84 |
| Poland | 51,216 | 73,840 | 29,261 | 52,629 | 571.33 | 712.75 | 4,900 | 3,491 | 712.38 |
| Romania | 29,758 | 18,376 | 20,370 | 16,939 | 684.53 | 921.80 | 0 | 0 | .00 |
| Former Soviet Union | 30,114 | 301,655 | 19,420 | 256,503 | 644.90 | 850.32 | 34,158 | 24,247 | 709.84 |
| Russia | 29,913 | 281,152 | 19,295 | 232,718 | 645.04 | 827.73 | 34,094 | 24,198 | 709.75 |
| Asia | 414,125 | 481,658 | 389,190 | 466,811 | 939.79 | 969.17 | 49,674 | 49,047 | 987.38 |
| W Asia (Mideast) | 54,285 | 27,815 | 52,017 | 41,281 | 958.22 | 1,484.12 | 1,935 | 3,076 | 1,589.58 |
| Iran | 21,376 | 0 | 15,174 | 0 | 709.86 | .00 | 0 | 0 | .00 |
| Saudi Arabia | 12,859 | 11,742 | 16,675 | 17,641 | 1,296.74 | 1,502.39 | 716 | 1,069 | 1,493.61 |
| United Arab Emir | 7,682 | 9,582 | 8,771 | 13,818 | 1,141.81 | 1,442.12 | 748 | 1,209 | 1,616.76 |
| Japan | 111,040 | 110,756 | 128,775 | 142,311 | 1,159.72 | 1,284.90 | 11,393 | 15,090 | 1,324.53 |
| China | 21,543 | 26,721 | 13,712 | 17,195 | 636.50 | 643.50 | 2,141 | 1,367 | 638.27 |
| Southeast Asia | 29,329 | 32,849 | 30,214 | 38,622 | 1,030.19 | 1,175.73 | 3,234 | 3,897 | 1,186.59 |
| Singapore | 25,669 | 28,492 | 26,144 | 33,560 | 1,018.50 | 1,177.88 | 2,763 | 3,377 | 1,222.36 |
| Other East Asia | 197,900 | 283,478 | 164,421 | 227,351 | 830.83 | 802.00 | 30,956 | 25,645 | 828.45 |
| Korea, Rep of | 10,884 | 13,604 | 17,544 | 21,020 | 1,597.22 | 1,545.10 | 1,795 | 2,804 | 1,562.18 |
| Hong Kong | 186,537 | 269,084 | 146,090 | 205,179 | 783.17 | 762.51 | 29,054 | 22,688 | 780.89 |
| Oceania | 16,524 | 17,521 | 15,923 | 18,672 | 863.60 | 1,065.68 | 1,045 | 1,181 | 1,129.83 |
| Developed countries | 211,659 | 212,171 | 323,172 | 336,823 | 1,526.85 | 1,587.51 | 22,573 | 36,790 | 1,629.82 |
| Developing countries | 629,690 | 702,744 | 581,007 | 675,478 | 922.69 | 861.20 | 63,660 | 60,376 | 848.41 |
| Other countries | 51,657 | 328,376 | 33,133 | 273,698 | 641.39 | 833.49 | 36,299 | 25,613 | 705.62 |
| Chickens - fr or froz(MT): | | | | | | | | | |
| World | 751,882 | 1,096,308 | 668,340 | 1,004,434 | 888.89 | 916.20 | 108,754 | 97,473 | 896.27 |
| Canada | 44,313 | 36,408 | 83,291 | 78,843 | 1,879.60 | 2,168.28 | 4,493 | 9,992 | 2,223.83 |
| Latin America | 164,690 | 164,080 | 141,267 | 144,544 | 857.77 | 860.94 | 14,468 | 12,762 | 882.10 |
| Mexico | 72,824 | 89,466 | 65,027 | 73,569 | 892.94 | 822.32 | 8,341 | 7,033 | 843.18 |
| Central America | 12,406 | 7,682 | 9,068 | 6,537 | 730.91 | 850.89 | 991 | 706 | 712.91 |
| Guatemala | 10,261 | 6,278 | 7,370 | 5,195 | 718.22 | 827.57 | 707 | 599 | 847.91 |
| Caribbean | 54,077 | 52,672 | 49,707 | 53,585 | 919.19 | 1,017.34 | 3,648 | 3,901 | 1,069.37 |
| Jamaica | 24,775 | 20,886 | 12,097 | 11,320 | 488.29 | 542.01 | 1,122 | 660 | 588.44 |
| Leeward & Windward Is | 10,563 | 11,988 | 12,614 | 14,479 | 1,194.20 | 1,207.79 | 1,103 | 1,264 | 1,146.23 |
| Neth Antilles | 12,087 | 11,977 | 15,066 | 16,182 | 1,246.47 | 1,351.12 | 824 | 1,139 | 1,382.21 |
| S America | 25,383 | 14,260 | 17,465 | 10,852 | 688.04 | 761.02 | 1,488 | 1,122 | 753.81 |
| W Europe | 28,538 | 36,450 | 21,393 | 32,298 | 908.88 | 886.09 | 3,847 | 3,843 | 999.04 |
| European Union | 22,721 | 27,659 | 20,333 | 25,595 | 894.88 | 925.39 | 2,682 | 2,974 | 1,108.71 |
| Spain, incl Canary Is | 11,561 | 9,017 | 8,904 | 8,221 | 770.21 | 911.75 | 1,290 | 1,355 | 1,050.69 |
| E Europe | 82,376 | 88,774 | 50,582 | 66,692 | 614.16 | 751.25 | 5,318 | 3,825 | 719.30 |
| Poland | 56,691 | 66,687 | 28,977 | 47,031 | 671.63 | 705.24 | 4,808 | 3,421 | 711.42 |
| Romania | 29,720 | 18,204 | 20,347 | 16,800 | 684.63 | 922.85 | 0 | 0 | .00 |
| Former Soviet Union | 29,445 | 391,998 | 18,760 | 246,139 | 637.11 | 842.95 | 32,885 | 23,256 | 707.18 |
| Russia | 29,244 | 271,982 | 18,634 | 223,751 | 637.20 | 822.67 | 32,839 | 23,230 | 707.38 |
| Asia | 386,063 | 455,482 | 333,482 | 412,661 | 863.80 | 905.99 | 46,294 | 42,388 | 915.63 |
| W Asia (Mideast) | 52,652 | 26,746 | 48,487 | 38,473 | 920.90 | 1,438.47 | 1,780 | 2,639 | 1,482.45 |
| Iran | 21,376 | 0 | 15,174 | 0 | 709.86 | .00 | 0 | 0 | .00 |
| Saudi Arabia | 11,625 | 10,985 | 13,997 | 15,649 | 1,204.04 | 1,424.55 | 614 | 804 | 1,308.91 |
| United Arab Emir | 7,545 | 9,487 | 8,487 | 13,608 | 1,124.86 | 1,434.43 | 725 | 1,160 | 1,515.54 |
| Japan | 103,127 | 104,233 | 107,031 | 123,986 | 1,037.86 | 1,189.60 | 10,559 | 12,891 | 1,220.86 |
| China | 21,293 | 26,519 | 13,433 | 16,931 | 630.85 | 638.45 | 2,141 | 1,367 | 638.27 |

See footnotes at end of table.

Appendix table A-2--U.S. agricultural exports: Quantity, value, and unit value by commodity and country, October-August 1992/93 and 1993/94, and August 1994--continued

| Commodity and country | October-August | | | | | | August 1994 | | |
|-----------------------------------|----------------|---------|-------------------|---------|-----------------|----------|-------------|-------------------|-----------------|
| | Quantity | | Value (1,000 dol) | | Unit value (\$) | | Quantity | Value (1,000 dol) | Unit value (\$) |
| | 1992/93 | 1993/94 | 1992/93 | 1993/94 | 1992/93 | 1993/94 | | | |
| Chickens - fr or froz(MT): | | | | | | | | | |
| Southeast Asia | 26,559 | 29,785 | 24,769 | 31,563 | 932.61 | 1,059.70 | 2,913 | 3,159 | 1,084.61 |
| Singapore | 23,283 | 25,842 | 21,541 | 27,384 | 925.18 | 1,059.66 | 2,474 | 2,735 | 1,105.53 |
| Other East Asia | 182,404 | 268,175 | 139,711 | 201,677 | 765.94 | 752.03 | 28,901 | 22,833 | 772.72 |
| Hong Kong | 179,297 | 263,226 | 135,973 | 196,423 | 758.37 | 746.21 | 28,301 | 21,712 | 767.17 |
| Oceania | 14,679 | 15,884 | 13,954 | 16,795 | 950.58 | 1,057.34 | 942 | 1,043 | 1,107.27 |
| French Pacif Is | 7,655 | 7,755 | 7,567 | 8,978 | 988.52 | 1,157.72 | 480 | 593 | 1,235.63 |
| Developed countries | 174,729 | 180,823 | 214,322 | 238,350 | 1,226.59 | 1,318.14 | 19,362 | 27,075 | 1,398.38 |
| Developing countries | 526,415 | 596,968 | 4,132,25 | 503,014 | 801.32 | 842.61 | 54,356 | 45,775 | 841.98 |
| Other countries | 50,738 | 318,517 | 32,193 | 263,070 | 634.49 | 825.92 | 35,026 | 24,622 | 702.97 |
| Turkeys - fr or froz(MT): | | | | | | | | | |
| World | 84,733 | 92,179 | 124,998 | 140,549 | 1,475.20 | 1,524.74 | 8,466 | 11,594 | 1,369.43 |
| Canada | 1,742 | 2,118 | 4,741 | 6,413 | 2,721.74 | 3,027.95 | 46 | 140 | 3,053.93 |
| Latin America | 60,325 | 57,048 | 83,195 | 89,404 | 1,379.12 | 1,567.16 | 4,698 | 6,409 | 1,364.17 |
| Mexico | 56,274 | 55,113 | 78,997 | 86,623 | 1,403.79 | 1,571.74 | 4,655 | 6,331 | 1,360.13 |
| Caribbean | 1,166 | 882 | 1,306 | 1,077 | 1,119.70 | 1,220.73 | 43 | 77 | 1,801.77 |
| S America | 2,525 | 882 | 2,314 | 1,396 | 916.25 | 1,582.98 | 0 | 0 | .00 |
| Colombia | 1,864 | 252 | 1,519 | 299 | 773.65 | 1,161.11 | 0 | 0 | .00 |
| W Europe | 6,794 | 5,183 | 12,659 | 8,191 | 1,863.20 | 1,580.34 | 656 | 1,001 | 1,525.58 |
| European Union | 6,574 | 4,771 | 12,107 | 7,560 | 1,841.65 | 1,584.57 | 407 | 595 | 1,462.15 |
| United Kingdom | 4,408 | 2,845 | 9,007 | 4,864 | 2,043.37 | 1,744.94 | 242 | 416 | 1,720.66 |
| Greece | 570 | 891 | 1,145 | 1,588 | 2,010.04 | 1,782.74 | 78 | 103 | 1,314.32 |
| E Europe | 41 | 6,101 | 19 | 4,891 | 458.49 | 801.72 | 0 | 0 | .00 |
| Poland | 22 | 6,056 | 10 | 4,838 | 454.54 | 798.80 | 0 | 0 | .00 |
| Former Soviet Union | 591 | 6,197 | 414 | 4,854 | 699.72 | 783.30 | 1,078 | 857 | 794.76 |
| Russia | 591 | 6,197 | 414 | 4,854 | 699.72 | 783.30 | 1,078 | 857 | 794.76 |
| Asia | 13,079 | 13,736 | 21,881 | 25,094 | 1,673.01 | 1,826.86 | 1,770 | 2,993 | 1,691.06 |
| W Asia (Mideast) | 539 | 632 | 1,328 | 1,538 | 2,464.05 | 2,432.75 | 79 | 154 | 1,853.19 |
| Japan | 513 | 723 | 975 | 1,685 | 1,899.98 | 2,261.77 | 90 | 181 | 2,007.03 |
| Other East Asia | 11,161 | 11,535 | 18,157 | 20,363 | 1,626.80 | 1,765.29 | 1,465 | 2,457 | 1,677.21 |
| Korea, Rep of | 7,848 | 8,642 | 13,758 | 15,682 | 1,753.01 | 1,814.59 | 1,087 | 1,946 | 1,790.64 |
| Hong Kong | 3,086 | 2,625 | 3,944 | 4,144 | 1,278.00 | 1,578.70 | 317 | 414 | 1,304.52 |
| Developed countries | 9,561 | 8,272 | 19,238 | 16,632 | 2,012.13 | 2,010.70 | 874 | 1,405 | 1,608.00 |
| Developing countries | 74,332 | 77,530 | 105,073 | 118,813 | 1,413.56 | 1,532.48 | 6,514 | 9,331 | 1,432.52 |
| Other countries | 840 | 6,377 | 687 | 5,103 | 818.21 | 800.21 | 1,078 | 857 | 794.76 |
| Other poultry - fr or froz(MT): | | | | | | | | | |
| World | 10,349 | 8,536 | 14,857 | 12,380 | 1,435.60 | 1,450.35 | 900 | 1,079 | 1,198.83 |
| Canada | 1,248 | 1,135 | 2,469 | 2,269 | 1,978.73 | 1,999.43 | 74 | 132 | 1,779.84 |
| Latin America | 1,654 | 851 | 1,967 | 1,126 | 1,189.45 | 1,323.01 | 101 | 113 | 1,120.99 |
| Mexico | 592 | 470 | 852 | 738 | 1,439.70 | 1,569.92 | 71 | 86 | 927.25 |
| Caribbean | 999 | 77 | 1,027 | 74 | 1,028.27 | 960.08 | 17 | 28 | 1,660.59 |
| Jamaica | 894 | 38 | 861 | 13 | 952.79 | 340.79 | 0 | 0 | .00 |
| S America | 60 | 201 | 85 | 240 | 1,417.13 | 1,194.78 | 13 | 19 | 1,473.46 |
| Colombia | 0 | 161 | 0 | 160 | .00 | 995.14 | 13 | 13 | 964.38 |
| W Europe | 4,299 | 2,468 | 5,210 | 3,532 | 1,211.97 | 1,430.92 | 142 | 121 | 849.92 |
| European Union | 4,299 | 2,418 | 5,210 | 3,483 | 1,211.97 | 1,440.37 | 142 | 121 | 849.92 |
| United Kingdom | 1,180 | 289 | 560 | 313 | 474.80 | 1,082.84 | 17 | 10 | 588.23 |
| Netherlands | 1,204 | 699 | 3,205 | 2,013 | 2,661.98 | 2,880.11 | 1 | 3 | 2,891.00 |
| France | 552 | 242 | 579 | 379 | 1,049.36 | 1,564.70 | 0 | 0 | .00 |
| Germany | 1,292 | 1,078 | 808 | 658 | 625.22 | 610.56 | 94 | 71 | 756.92 |
| E Europe | 575 | 1,228 | 330 | 828 | 574.31 | 673.94 | 111 | 83 | 745.58 |
| Poland | 503 | 943 | 275 | 619 | 545.81 | 656.72 | 82 | 70 | 763.25 |
| Former Soviet Union | 3 | 499 | 3 | 362 | 1,041.67 | 726.04 | 163 | 71 | 436.63 |
| Russia | 3 | 499 | 3 | 362 | 1,041.67 | 726.04 | 163 | 71 | 436.63 |
| Asia | 2,372 | 2,164 | 4,362 | 3,894 | 1,838.86 | 1,799.41 | 282 | 500 | 1,773.01 |
| W Asia (Mideast) | 284 | 177 | 389 | 312 | 1,355.49 | 1,764.90 | 3 | 9 | 3,097.33 |
| Japan | 324 | 287 | 806 | 703 | 2,487.03 | 2,449.30 | 39 | 89 | 2,528.26 |
| Southeast Asia | 789 | 935 | 1,379 | 1,530 | 1,748.00 | 1,635.91 | 65 | 125 | 1,917.63 |
| Singapore | 725 | 907 | 1,239 | 1,492 | 1,709.04 | 1,645.09 | 65 | 125 | 1,917.63 |
| Other East Asia | 664 | 738 | 1,773 | 1,324 | 1,839.00 | 1,791.51 | 171 | 258 | 1,506.68 |
| Hong Kong | 954 | 715 | 1,773 | 1,263 | 1,839.00 | 1,765.96 | 152 | 202 | 1,326.62 |
| Oceania | 198 | 191 | 515 | 370 | 2,600.00 | 1,935.34 | 27 | 59 | 2,203.63 |
| French Pacif Is | 198 | 151 | 515 | 342 | 2,600.00 | 2,264.74 | 27 | 59 | 2,203.63 |
| Developed countries | 5,871 | 3,891 | 8,486 | 6,507 | 1,445.33 | 1,672.27 | 255 | 351 | 1,376.50 |
| Developing countries | 4,474 | 4,124 | 6,363 | 5,486 | 1,422.19 | 1,332.64 | 482 | 657 | 1,362.79 |
| Other countries | 4 | 521 | 9 | 378 | 2,156.25 | 724.70 | 163 | 71 | 436.63 |
| Poultry meats - prep or pres(MT): | | | | | | | | | |
| World | 46,042 | 46,268 | 129,117 | 128,635 | 2,804.32 | 2,780.22 | 4,412 | 12,634 | 2,863.47 |
| Canada | 14,143 | 13,309 | 60,207 | 57,958 | 4,257.03 | 4,354.77 | 1,950 | 5,917 | 4,382.90 |
| Latin America | 18,836 | 19,205 | 38,070 | 38,827 | 2,021.12 | 2,021.70 | 1,675 | 3,867 | 2,010.13 |
| Mexico | 17,214 | 17,473 | 35,223 | 35,413 | 2,046.19 | 2,026.73 | 1,600 | 3,172 | 1,982.74 |
| Caribbean | 885 | 893 | 1,537 | 1,232 | 1,736.34 | 1,379.83 | 34 | 45 | 1,327.65 |
| S America | 345 | 611 | 744 | 1,835 | 2,156.36 | 3,003.16 | 37 | 128 | 3,472.92 |
| Former Soviet Union | 75 | 2,961 | 244 | 5,147 | 3,252.01 | 1,738.38 | 32 | 63 | 1,973.13 |
| Russia | 75 | 2,474 | 244 | 3,750 | 3,252.01 | 1,515.84 | 14 | 41 | 2,919.00 |
| Ukraine | 0 | 486 | 0 | 1,370 | .00 | 2,940.06 | 0 | 0 | .00 |
| Asia | 12,611 | 10,276 | 29,466 | 25,163 | 2,336.52 | 2,448.67 | 1,328 | 3,166 | 2,383.78 |
| W Asia (Mideast) | 800 | 260 | 1,803 | 958 | 2,253.83 | 3,683.05 | 73 | 273 | 3,746.42 |
| Saudi Arabia | 725 | 184 | 1,556 | 676 | 2,146.48 | 3,671.42 | 39 | 140 | 3,581.54 |
| Japan | 7,076 | 5,513 | 19,964 | 15,877 | 2,821.34 | 2,898.01 | 705 | 1,820 | 2,723.65 |
| Southeast Asia | 1,364 | 1,474 | 2,918 | 4,241 | 2,139.27 | 2,877.15 | 131 | 374 | 2,853.46 |
| Singapore | 1,294 | 1,382 | 2,671 | 3,897 | 2,064.23 | 2,819.65 | 131 | 374 | 2,853.46 |
| Other East Asia | 3,371 | 3,029 | 4,781 | 3,987 | 1,418.25 | 1,316.37 | 419 | 588 | 1,427.51 |
| Hong Kong | 3,190 | 2,518 | 4,400 | 3,349 | 1,379.45 | 1,330.17 | 284 | 361 | 1,270.94 |

See footnotes at end of table.

Appendix table A-2--U.S. agricultural exports: Quantity, value, and unit value by commodity and country, October-August 1982/83 and 1993/94, and August 1994--continued

| Commodity and country | October-August | | | | | | August 1994 | | |
|-----------------------------------|----------------|---------|-------------------|---------|-----------------|-----------|-------------|-------------------|-----------------|
| | Quantity | | Value (1,000 dol) | | Unit value (\$) | | Quantity | Value (1,000 dol) | Unit value (\$) |
| | 1992/93 | 1993/94 | 1992/93 | 1993/94 | 1992/93 | 1993/94 | | | |
| Poultry meats - prep or pres(MT): | | | | | | | | | |
| Developed countries | 21,498 | 19,185 | 81,127 | 75,933 | 3,773.71 | 3,926.68 | 2,082 | 7,958 | 3,822.33 |
| Developing countries | 24,469 | 24,122 | 47,745 | 48,155 | 1,951.26 | 1,996.29 | 2,298 | 4,612 | 2,007.13 |
| Other countries | 75 | 2,961 | 244 | 5,147 | 3,252.01 | 1,738.38 | 32 | 63 | 1,973.13 |
| Feathers & downs, crude(MT): | | | | | | | | | |
| World | 2,037 | 2,291 | 15,247 | 18,933 | 7,484.95 | 8,264.10 | 269 | 1,703 | 6,332.56 |
| Canada | 500 | 326 | 3,776 | 2,885 | 7,552.30 | 8,848.24 | 22 | 406 | 18,456.04 |
| Latin America | 93 | 124 | 413 | 487 | 4,446.05 | 3,927.97 | 15 | 61 | 4,046.13 |
| Mexico | 51 | 64 | 216 | 265 | 4,235.43 | 4,137.39 | 5 | 17 | 3,318.40 |
| S America | 42 | 60 | 197 | 215 | 4,701.81 | 3,590.00 | 10 | 44 | 4,410.00 |
| W Europe | 163 | 208 | 875 | 1,458 | 5,367.87 | 7,010.70 | 1 | 35 | 35,000.00 |
| European Union | 163 | 208 | 865 | 1,458 | 5,304.74 | 7,010.70 | 1 | 35 | 35,000.00 |
| Netherlands | 0 | 9 | 0 | 425 | .00 | 47,212.22 | 0 | 0 | .00 |
| Germany | 13 | 18 | 311 | 439 | 23,802.69 | 24,400.33 | 0 | 0 | .00 |
| Italy | 133 | 109 | 445 | 504 | 3,344.45 | 4,626.60 | 1 | 35 | 35,000.00 |
| Asia | 1,206 | 1,593 | 9,563 | 13,693 | 7,929.38 | 8,595.99 | 231 | 1,202 | 5,202.31 |
| S Asia | 6 | 42 | 207 | 1,261 | 34,466.67 | 30,025.00 | 0 | 0 | .00 |
| Bangladesh | 5 | 42 | 173 | 1,261 | 34,500.00 | 30,025.00 | 0 | 0 | .00 |
| Japan | 474 | 162 | 4,143 | 3,749 | 8,739.52 | 23,140.83 | 17 | 464 | 27,273.00 |
| China | 177 | 184 | 692 | 872 | 3,909.78 | 4,739.71 | 19 | 71 | 3,734.53 |
| Southeast Asia | 13 | 63 | 114 | 1,300 | 8,755.77 | 20,633.82 | 6 | 132 | 21,934.17 |
| Thailand | 0 | 17 | 0 | 460 | .00 | 27,043.59 | 0 | 0 | .00 |
| Indonesia | 0 | 23 | 0 | 509 | .00 | 22,117.61 | 3 | 105 | 35,123.33 |
| Other East Asia | 511 | 1,108 | 4,280 | 6,391 | 8,374.93 | 5,767.92 | 177 | 497 | 2,807.24 |
| Korea, Rep of | 124 | 68 | 2,812 | 1,482 | 22,674.84 | 21,797.63 | 3 | 67 | 22,166.67 |
| Hong Kong | 362 | 490 | 1,358 | 2,339 | 3,752.21 | 4,773.01 | 107 | 263 | 2,458.85 |
| Taiwan | 25 | 550 | 110 | 2,570 | 4,384.48 | 4,672.44 | 67 | 167 | 2,496.79 |
| Oceania | 66 | 22 | 572 | 287 | 8,659.17 | 13,038.50 | 0 | 0 | .00 |
| Australia | 32 | 22 | 556 | 287 | 17,366.25 | 13,038.50 | 0 | 0 | .00 |
| Developed countries | 1,231 | 770 | 9,498 | 8,622 | 7,715.70 | 11,197.44 | 52 | 943 | 18,140.85 |
| Developing countries | 629 | 1,325 | 5,057 | 9,264 | 8,039.41 | 7,006.72 | 198 | 689 | 3,480.70 |
| Other countries | 177 | 196 | 692 | 1,027 | 3,809.78 | 5,240.34 | 19 | 71 | 2,734.53 |
| Eggs(NA): | | | | | | | | | |
| World | -- | -- | 128,769 | 142,353 | (1) | (1) | -- | 14,134 | (1) |
| Canada | -- | -- | 28,197 | 34,482 | (1) | (1) | -- | 4,065 | (1) |
| Latin America | -- | -- | 31,026 | 31,262 | (1) | (1) | -- | 3,056 | (1) |
| Mexico | -- | -- | 11,760 | 12,956 | (1) | (1) | -- | 1,477 | (1) |
| Central America | -- | -- | 3,673 | 4,046 | (1) | (1) | -- | 307 | (1) |
| Nicaragua | -- | -- | 2,146 | 2,053 | (1) | (1) | -- | 201 | (1) |
| Caribbean | -- | -- | 6,641 | 8,147 | (1) | (1) | -- | 786 | (1) |
| Jamaica | -- | -- | 4,326 | 5,199 | (1) | (1) | -- | 513 | (1) |
| S America | -- | -- | 8,952 | 6,103 | (1) | (1) | -- | 486 | (1) |
| Colombia | -- | -- | 1,276 | 3,074 | (1) | (1) | -- | 46 | (1) |
| Venezuela | -- | -- | 4,120 | 130 | (1) | (1) | -- | 20 | (1) |
| W Europe | -- | -- | 14,688 | 13,777 | (1) | (1) | -- | 798 | (1) |
| European Union | -- | -- | 14,095 | 12,481 | (1) | (1) | -- | 683 | (1) |
| United Kingdom | -- | -- | 1,626 | 1,362 | (1) | (1) | -- | 99 | (1) |
| Netherlands | -- | -- | 1,682 | 2,877 | (1) | (1) | -- | 157 | (1) |
| Belgium and Luxembourg | -- | -- | 1,294 | 411 | (1) | (1) | -- | 0 | (1) |
| France | -- | -- | 1,674 | 1,853 | (1) | (1) | -- | 251 | (1) |
| Germany | -- | -- | 5,002 | 3,767 | (1) | (1) | -- | 155 | (1) |
| Spain, incl Canary Is | -- | -- | 2,548 | 1,837 | (1) | (1) | -- | 0 | (1) |
| Asia | -- | -- | 54,128 | 62,390 | (1) | (1) | -- | 6,187 | (1) |
| W Asia (Mideast) | -- | -- | 5,910 | 9,040 | (1) | (1) | -- | 1,288 | (1) |
| Kuwait | -- | -- | 850 | 2,155 | (1) | (1) | -- | 330 | (1) |
| United Arab Emir | -- | -- | 3,857 | 4,879 | (1) | (1) | -- | 629 | (1) |
| Japan | -- | -- | 24,198 | 26,461 | (1) | (1) | -- | 2,896 | (1) |
| Other East Asia | -- | -- | 22,441 | 25,710 | (1) | (1) | -- | 1,920 | (1) |
| Korea, Rep of | -- | -- | 1,537 | 734 | (1) | (1) | -- | 43 | (1) |
| Hong Kong | -- | -- | 20,794 | 24,925 | (1) | (1) | -- | 1,874 | (1) |
| Developed countries | -- | -- | 67,368 | 75,129 | (1) | (1) | -- | 7,789 | (1) |
| Developing countries | -- | -- | 61,140 | 67,151 | (1) | (1) | -- | 6,346 | (1) |
| Dairy prods(NA): | | | | | | | | | |
| World | -- | -- | 690,802 | 659,230 | (1) | (1) | -- | 64,069 | (1) |
| Canada | -- | -- | 43,108 | 41,943 | (1) | (1) | -- | 4,684 | (1) |
| Latin America | -- | -- | 274,433 | 205,742 | (1) | (1) | -- | 15,307 | (1) |
| Mexico | -- | -- | 224,017 | 160,959 | (1) | (1) | -- | 11,146 | (1) |
| Central America | -- | -- | 9,232 | 11,122 | (1) | (1) | -- | 1,310 | (1) |
| Caribbean | -- | -- | 16,813 | 17,442 | (1) | (1) | -- | 1,018 | (1) |
| S America | -- | -- | 24,370 | 16,218 | (1) | (1) | -- | 1,833 | (1) |
| Venezuela | -- | -- | 7,571 | 3,530 | (1) | (1) | -- | 150 | (1) |
| W Europe | -- | -- | 28,710 | 26,016 | (1) | (1) | -- | 4,003 | (1) |
| European Union | -- | -- | 26,723 | 24,525 | (1) | (1) | -- | 3,630 | (1) |
| United Kingdom | -- | -- | 7,760 | 5,523 | (1) | (1) | -- | 938 | (1) |
| France | -- | -- | 8,550 | 9,445 | (1) | (1) | -- | 938 | (1) |
| E Europe | -- | -- | 56,612 | 38,761 | (1) | (1) | -- | 276 | (1) |
| Poland | -- | -- | 48,328 | 20,579 | (1) | (1) | -- | 167 | (1) |
| Former Yugoslavia | -- | -- | 1,891 | 10,986 | (1) | (1) | -- | 0 | (1) |
| Former Soviet Union | -- | -- | 104,076 | 118,907 | (1) | (1) | -- | 5,750 | (1) |
| Russia | -- | -- | 67,027 | 92,683 | (1) | (1) | -- | 2,205 | (1) |
| Asia | -- | -- | 130,188 | 132,803 | (1) | (1) | -- | 13,046 | (1) |
| W Asia (Mideast) | -- | -- | 14,785 | 16,043 | (1) | (1) | -- | 1,185 | (1) |
| Saudi Arabia | -- | -- | 8,719 | 4,554 | (1) | (1) | -- | 400 | (1) |
| Japan | -- | -- | 56,237 | 63,735 | (1) | (1) | -- | 7,064 | (1) |

See footnotes at end of table.

Appendix table A-2--U.S. agricultural exports: Quantity, value, and unit value by commodity and country, October-August 1992/93 and 1993/94, and August 1994--continued

| Commodity and country | October-August | | | | | | August 1994 | | |
|----------------------------|----------------|---------|-------------------|---------|-----------------|----------|-------------|-------------------|-----------------|
| | Quantity | | Value (1,000 dol) | | Unit value (\$) | | Quantity | Value (1,000 dol) | Unit value (\$) |
| | 1992/93 | 1993/94 | 1992/93 | 1993/94 | 1992/93 | 1993/94 | | | |
| Dairy prods(NA): | | | | | | | | | |
| Southeast Asia | -- | -- | 18,581 | 16,525 | (1) | (1) | -- | 1,107 | (1) |
| Philippines | -- | -- | 7,269 | 7,916 | (1) | (1) | -- | 435 | (1) |
| Other East Asia | -- | -- | 38,592 | 32,464 | (1) | (1) | -- | 3,422 | (1) |
| Mongolia | -- | -- | 9,551 | 1,241 | (1) | (1) | -- | 0 | (1) |
| Korea, Rep of | -- | -- | 7,010 | 8,536 | (1) | (1) | -- | 690 | (1) |
| Hong Kong | -- | -- | 11,478 | 12,342 | (1) | (1) | -- | 1,291 | (1) |
| Taiwan | -- | -- | 10,552 | 10,346 | (1) | (1) | -- | 1,441 | (1) |
| Oceania | -- | -- | 16,129 | 8,289 | (1) | (1) | -- | 275 | (1) |
| Australia | -- | -- | 10,832 | 6,230 | (1) | (1) | -- | 206 | (1) |
| Africa | -- | -- | 37,547 | 85,768 | (1) | (1) | -- | 20,727 | (1) |
| N Africa | -- | -- | 28,943 | 77,402 | (1) | (1) | -- | 20,212 | (1) |
| Algeria | -- | -- | 24,293 | 69,799 | (1) | (1) | -- | 18,877 | (1) |
| Sub-Sahara | -- | -- | 8,604 | 8,367 | (1) | (1) | -- | 515 | (1) |
| Developed countries | -- | -- | 147,990 | 142,356 | (1) | (1) | -- | 16,555 | (1) |
| Developing countries | -- | -- | 428,290 | 394,242 | (1) | (1) | -- | 41,689 | (1) |
| Other countries | -- | -- | 114,522 | 122,632 | (1) | (1) | -- | 5,826 | (1) |
| Evap & condensed milk(MT): | | | | | | | | | |
| World | 11,591 | 17,325 | 12,856 | 11,999 | 1,109.13 | 692.58 | 1,810 | 2,934 | 1,536.25 |
| Canada | 1,032 | 1,689 | 1,315 | 2,164 | 1,274.04 | 1,281.16 | 254 | 343 | 1,351.00 |
| Latin America | 9,745 | 4,395 | 2,527 | 2,531 | 674.65 | 575.91 | 617 | 364 | 589.71 |
| Mexico | 2,211 | 3,061 | 1,061 | 1,500 | 479.71 | 489.94 | 170 | 79 | 465.25 |
| Central America | 182 | 0 | 231 | 0 | 1,271.62 | .00 | 0 | 0 | .00 |
| Caribbean | 1,224 | 1,239 | 1,123 | 864 | 917.63 | 697.41 | 432 | 259 | 600.10 |
| Bahamas | 127 | 768 | 66 | 424 | 522.53 | 551.50 | 264 | 135 | 509.47 |
| Haiti | 455 | 41 | 279 | 39 | 613.30 | 958.02 | 0 | 0 | .00 |
| Dominican Republic | 206 | 3 | 181 | 7 | 927.06 | 2,328.93 | 0 | 0 | .00 |
| Leeward & Windward Is | 191 | 160 | 308 | 92 | 1,613.83 | 573.75 | 126 | 51 | 404.76 |
| Neth Antilles | 187 | 179 | 153 | 181 | 818.95 | 1,011.46 | 4 | 4 | 935.50 |
| S America | 128 | 95 | 111 | 167 | 869.63 | 1,761.66 | 15 | 26 | 1,701.33 |
| W Europe | 32 | 6,129 | 65 | 766 | 2,027.19 | 124.96 | 195 | 500 | 2,564.85 |
| European Union | 12 | 6,129 | 12 | 766 | 975.83 | 124.96 | 195 | 500 | 2,564.85 |
| Netherlands | 2 | 6,035 | 8 | 671 | 3,755.00 | 111.16 | 195 | 500 | 2,564.85 |
| Former Soviet Union | 2,140 | 3,245 | 1,670 | 4,879 | 780.53 | 1,503.47 | 536 | 1,420 | 2,649.60 |
| Russia | 748 | 965 | 302 | 846 | 404.19 | 876.35 | 206 | 522 | 2,535.62 |
| Kazakhstan | 0 | 244 | 0 | 556 | .00 | 2,277.26 | 0 | 0 | .00 |
| Asia | 2,189 | 1,666 | 1,667 | 1,444 | 761.32 | 866.71 | 270 | 275 | 1,019.22 |
| W Asia (Mideast) | 41 | 164 | 22 | 238 | 545.61 | 1,454.03 | 62 | 171 | 2,765.10 |
| Israel, Inc Gaza | 0 | 66 | 0 | 178 | .00 | 2,704.18 | 62 | 171 | 2,765.10 |
| Southeast Asia | 579 | 325 | 355 | 251 | 613.71 | 773.07 | 87 | 48 | 546.56 |
| Philippines | 369 | 103 | 165 | 67 | 448.10 | 652.36 | 79 | 32 | 403.73 |
| Other East Asia | 1,491 | 1,134 | 1,257 | 928 | 843.29 | 818.35 | 102 | 42 | 413.76 |
| Hong Kong | 89 | 251 | 98 | 191 | 1,106.25 | 759.86 | 73 | 31 | 417.81 |
| Taiwan | 1,402 | 883 | 1,159 | 737 | 826.59 | 834.98 | 29 | 12 | 403.59 |
| Oceania | 92 | 182 | 151 | 205 | 1,642.03 | 1,128.97 | 33 | 32 | 834.45 |
| Micronesia | 81 | 182 | 91 | 205 | 1,121.20 | 1,128.97 | 38 | 32 | 834.45 |
| Africa | 2,361 | 19 | 5,462 | 10 | 2,313.32 | 514.42 | 0 | 0 | .00 |
| N Africa | 2,037 | 0 | 4,917 | 0 | 2,413.69 | .00 | 0 | 0 | .00 |
| Algeria | 2,037 | 0 | 4,917 | 0 | 2,413.69 | .00 | 0 | 0 | .00 |
| Sub-Sahara | 324 | 19 | 545 | 10 | 1,682.28 | 514.42 | 0 | 0 | .00 |
| Ivory Coast | 249 | 0 | 442 | 0 | 1,773.41 | .00 | 0 | 0 | .00 |
| Developed countries | 1,075 | 7,927 | 1,440 | 3,134 | 1,339.47 | 395.42 | 530 | 1,029 | 1,941.01 |
| Developing countries | 8,298 | 6,153 | 9,714 | 3,986 | 1,170.66 | 647.75 | 844 | 485 | 575.02 |
| Other countries | 2,218 | 3,245 | 1,702 | 4,879 | 767.28 | 1,503.47 | 536 | 1,420 | 2,649.60 |
| Nonfat dry milk(MT): | | | | | | | | | |
| World | 80,228 | 64,798 | 139,584 | 111,734 | 1,739.84 | 1,724.34 | 9,212 | 15,385 | 1,670.07 |
| Canada | 787 | 1,270 | 1,190 | 1,586 | 1,512.41 | 1,249.08 | 99 | 108 | 1,093.28 |
| Latin America | 60,126 | 24,308 | 100,063 | 38,506 | 1,664.22 | 1,584.09 | 758 | 1,154 | 1,522.32 |
| Mexico | 49,537 | 17,843 | 83,621 | 29,210 | 1,688.06 | 1,637.03 | 26 | 46 | 1,786.23 |
| Central America | 1,941 | 3,021 | 3,124 | 4,526 | 1,609.27 | 1,498.27 | 399 | 632 | 1,583.79 |
| El Salvador | 576 | 1,217 | 853 | 1,775 | 1,480.75 | 1,458.86 | 220 | 318 | 1,445.86 |
| Caribbean | 2,122 | 1,331 | 3,129 | 1,839 | 1,474.61 | 1,381.76 | 56 | 61 | 1,081.57 |
| S America | 6,526 | 2,113 | 10,189 | 2,931 | 1,561.33 | 1,387.14 | 277 | 415 | 1,498.12 |
| Colombia | 1,989 | 94 | 3,473 | 117 | 1,746.10 | 1,243.37 | 54 | 82 | 1,511.63 |
| Venezuela | 1,988 | 1,245 | 3,381 | 1,560 | 1,700.46 | 1,253.09 | 0 | 0 | .00 |
| Chile | 1,487 | 287 | 2,011 | 380 | 1,352.29 | 1,325.02 | 40 | 54 | 1,349.05 |
| W Europe | 1,985 | 461 | 4,671 | 1,191 | 2,353.12 | 2,583.39 | 364 | 982 | 2,557.00 |
| European Union | 1,782 | 452 | 4,369 | 1,166 | 2,451.89 | 2,580.45 | 384 | 982 | 2,557.00 |
| Germany | 751 | 0 | 3,183 | 0 | 4,238.49 | .00 | 0 | 0 | .00 |
| Former Soviet Union | 5,571 | 3,991 | 13,735 | 11,893 | 2,465.45 | 2,980.02 | 159 | 565 | 3,554.53 |
| Russia | 4,506 | 1,683 | 9,855 | 4,430 | 2,209.35 | 2,632.34 | 0 | 0 | .00 |
| Asia | 4,526 | 1,803 | 7,569 | 3,321 | 1,672.25 | 1,842.15 | 69 | 282 | 4,082.87 |
| W Asia (Mideast) | 1,375 | 1,223 | 2,307 | 2,361 | 1,677.66 | 1,930.33 | 9 | 5 | 608.00 |
| United Arab Emir | 76 | 560 | 135 | 1,400 | 1,777.33 | 2,498.47 | 0 | 0 | .00 |
| Southeast Asia | 882 | 70 | 1,534 | 206 | 1,739.23 | 2,943.48 | 0 | 3 | .00 |
| Other East Asia | 2,106 | 290 | 3,574 | 589 | 1,697.17 | 2,032.21 | 26 | 254 | 9,766.19 |
| Hong Kong | 1,021 | 33 | 1,871 | 85 | 1,830.09 | 2,591.33 | 0 | 0 | .00 |
| Taiwan | 1,085 | 257 | 1,604 | 504 | 1,477.98 | 1,960.41 | 26 | 254 | 9,766.19 |
| Africa | 6,994 | 32,915 | 11,932 | 55,174 | 1,705.97 | 1,676.24 | 7,743 | 12,294 | 1,587.72 |
| N Africa | 5,833 | 32,720 | 10,282 | 54,880 | 1,762.65 | 1,677.25 | 7,743 | 12,294 | 1,587.72 |
| Algeria | 4,425 | 32,547 | 7,879 | 54,626 | 1,803.18 | 1,678.36 | 7,743 | 12,294 | 1,587.72 |
| Egypt | 957 | 173 | 1,472 | 254 | 1,538.65 | 1,469.07 | 0 | 0 | .00 |
| Sub-Sahara | 1,161 | 195 | 1,650 | 294 | 1,421.23 | 1,506.79 | 0 | 0 | .00 |
| Developed countries | 3,052 | 1,794 | 6,394 | 2,864 | 2,095.17 | 1,596.43 | 517 | 1,110 | 2,146.27 |

See footnotes at end of table.

Appendix table A-2--U.S. agricultural exports: Quantity, value, and unit value by commodity and country, October-August 1992/93 and 1993/94, and August 1994--continued

| Commodity and country | October-August | | | | | | August 1994 | | |
|-----------------------------|----------------|---------|-------------------|---------|-----------------|----------|-------------|-------------------|-----------------|
| | Quantity | | Value (1,000 dol) | | Unit value (\$) | | Quantity | Value (1,000 dol) | Unit value (\$) |
| | 1992/93 | 1993/94 | 1992/93 | 1993/94 | 1992/93 | 1993/94 | | | |
| Nonfat dry milk(MT): | | | | | | | | | |
| Developing countries | 71,564 | 58,927 | 119,419 | 96,931 | 1,658.70 | 1,644.83 | 8,536 | 13,710 | 1,606.13 |
| Other countries | 5,612 | 4,077 | 13,771 | 11,939 | 2,453.82 | 2,928.44 | 159 | 565 | 3,554.53 |
| Butter & anhyd milkfat(MT): | | | | | | | | | |
| World | 83,401 | 78,494 | 124,182 | 110,786 | 1,488.87 | 1,411.39 | 2,328 | 3,372 | 1,448.35 |
| Canada | 15 | 869 | 35 | 1,382 | 2,346.40 | 1,589.87 | 36 | 66 | 1,847.14 |
| Latin America | 6,688 | 8,451 | 11,466 | 11,053 | 1,714.42 | 1,307.87 | 80 | 120 | 1,502.71 |
| Mexico | 4,539 | 6,591 | 8,032 | 8,045 | 1,769.59 | 1,220.61 | 8 | 14 | 1,708.38 |
| Central America | 609 | 1,053 | 888 | 1,804 | 1,621.71 | 1,686.82 | 59 | 91 | 1,540.41 |
| Caribbean | 946 | 786 | 1,864 | 1,185 | 1,442.06 | 1,508.22 | 13 | 15 | 1,205.08 |
| W Europe | 3 | 2,190 | 7 | 2,882 | 2,178.39 | 1,316.16 | 5 | 9 | 1,787.60 |
| European Union | 3 | 2,165 | 7 | 2,827 | 2,179.33 | 1,305.70 | 0 | 0 | .00 |
| Greece | 1 | 1,983 | 3 | 2,517 | 3,250.00 | 1,269.22 | 0 | 0 | .00 |
| E Europe | 19,003 | 4,454 | 30,088 | 6,410 | 1,583.35 | 1,439.08 | 0 | 0 | .00 |
| Poland | 15,229 | 0 | 24,116 | 0 | 1,583.54 | .00 | 0 | 0 | .00 |
| Albania | 3,774 | 2,504 | 5,973 | 3,576 | 1,582.59 | 1,428.25 | 0 | 0 | .00 |
| Bulgaria | 0 | 1,850 | 0 | 2,698 | .00 | 1,458.56 | 0 | 0 | .00 |
| Former Soviet Union | 42,847 | 53,673 | 57,689 | 75,217 | 1,346.39 | 1,401.39 | 1,120 | 1,785 | 1,594.08 |
| Russia | 28,060 | 46,463 | 42,315 | 66,252 | 1,508.01 | 1,425.81 | 824 | 1,328 | 1,611.58 |
| Ukraine | 2,102 | 0 | 2,969 | 0 | 1,412.65 | .00 | 0 | 0 | .00 |
| Asia | 7,475 | 1,280 | 11,231 | 1,731 | 1,502.46 | 1,352.03 | 67 | 86 | 1,279.79 |
| Other East Asia | 6,504 | 1,001 | 9,760 | 1,331 | 1,500.55 | 1,330.00 | 15 | 25 | 1,673.87 |
| Mongolia | 6,385 | 946 | 9,551 | 1,241 | 1,495.89 | 1,311.46 | 0 | 0 | .00 |
| Africa | 7,368 | 7,577 | 13,646 | 12,112 | 1,852.09 | 1,598.54 | 1,020 | 1,305 | 1,279.41 |
| N Africa | 6,517 | 7,503 | 12,358 | 12,007 | 1,896.21 | 1,600.34 | 1,020 | 1,305 | 1,279.41 |
| Algeria | 6,030 | 5,000 | 11,387 | 8,590 | 1,888.36 | 1,718.00 | 0 | 0 | .00 |
| Egypt | 487 | 2,503 | 971 | 3,417 | 1,893.42 | 1,365.29 | 1,020 | 1,305 | 1,279.41 |
| Sub-Saharan | 851 | 74 | 1,289 | 105 | 1,514.20 | 1,416.43 | 0 | 0 | .00 |
| Nigeria | 851 | 74 | 1,289 | 105 | 1,514.20 | 1,416.43 | 0 | 0 | .00 |
| Developed countries | 20 | 3,059 | 62 | 4,264 | 3,081.50 | 1,398.84 | 41 | 75 | 1,839.88 |
| Developing countries | 34,149 | 20,816 | 56,880 | 30,085 | 1,665.55 | 1,444.30 | 1,167 | 1,511 | 1,294.74 |
| Other countries | 49,232 | 54,619 | 67,240 | 76,457 | 1,365.78 | 1,398.83 | 1,120 | 1,785 | 1,594.08 |
| Cheese(MT): | | | | | | | | | |
| World | 14,633 | 17,952 | 49,325 | 59,898 | 3,370.79 | 3,336.58 | 1,808 | 5,623 | 2,846.82 |
| Canada | 2,195 | 1,817 | 9,419 | 8,356 | 4,291.21 | 4,598.72 | 230 | 1,036 | 4,504.77 |
| Latin America | 9,137 | 11,410 | 25,632 | 32,253 | 2,805.25 | 2,826.70 | 1,142 | 3,074 | 2,691.96 |
| Mexico | 6,667 | 8,411 | 17,877 | 22,901 | 2,681.36 | 2,722.78 | 887 | 2,289 | 2,581.13 |
| Central America | 747 | 747 | 2,021 | 2,343 | 2,946.04 | 3,137.13 | 84 | 285 | 3,395.83 |
| Guatemala | 202 | 279 | 448 | 833 | 2,216.17 | 2,987.35 | 45 | 133 | 2,958.00 |
| Honduras | 195 | 134 | 728 | 472 | 3,731.57 | 3,525.25 | 6 | 16 | 2,585.00 |
| Caribbean | 929 | 878 | 3,041 | 3,081 | 3,273.04 | 3,508.86 | 47 | 166 | 3,524.62 |
| Bermuda | 253 | 231 | 880 | 866 | 3,872.92 | 4,180.96 | 16 | 63 | 3,924.44 |
| Neth Antilles | 253 | 178 | 809 | 642 | 3,196.39 | 3,605.42 | 2 | 8 | 4,282.00 |
| S America | 855 | 1,374 | 2,693 | 3,927 | 3,150.09 | 2,858.17 | 124 | 334 | 2,682.32 |
| Colombia | 165 | 177 | 560 | 581 | 3,392.02 | 3,282.64 | 12 | 45 | 3,787.00 |
| Peru | 186 | 116 | 656 | 363 | 3,524.59 | 3,126.19 | 0 | 0 | .00 |
| Brazil | 60 | 283 | 112 | 736 | 1,872.82 | 2,513.32 | 19 | 49 | 2,592.05 |
| Argentina | 157 | 490 | 546 | 1,414 | 3,474.54 | 2,885.02 | 50 | 149 | 2,987.30 |
| W Europe | 346 | 408 | 1,101 | 1,258 | 3,180.74 | 3,082.82 | 39 | 113 | 2,906.08 |
| European Union | 207 | 301 | 680 | 915 | 3,282.85 | 3,039.36 | 39 | 113 | 2,906.08 |
| Asia | 2,671 | 4,047 | 12,175 | 17,147 | 4,558.24 | 4,236.98 | 456 | 1,306 | 2,863.32 |
| W Asia (Mideast) | 666 | 1,039 | 1,940 | 2,949 | 2,912.94 | 2,838.46 | 90 | 243 | 2,596.39 |
| Kuwait | 82 | 338 | 221 | 864 | 2,696.05 | 2,557.47 | 23 | 55 | 2,399.74 |
| Saudi Arabia | 216 | 272 | 719 | 906 | 3,327.35 | 3,332.59 | 37 | 109 | 2,936.13 |
| Japan | 988 | 1,606 | 6,674 | 9,137 | 6,754.77 | 6,689.28 | 289 | 810 | 2,710.62 |
| Southeast Asia | 539 | 518 | 1,815 | 1,898 | 3,367.33 | 3,664.01 | 36 | 137 | 3,806.84 |
| Singapore | 149 | 122 | 587 | 520 | 3,938.45 | 4,262.28 | 3 | 13 | 4,385.33 |
| Philippines | 366 | 352 | 1,209 | 1,248 | 3,302.52 | 3,545.70 | 32 | 121 | 3,768.44 |
| Other East Asia | 476 | 875 | 1,738 | 3,145 | 3,650.68 | 3,594.23 | 31 | 113 | 3,640.22 |
| Korea, Rep of | 245 | 379 | 843 | 1,365 | 3,441.35 | 3,601.68 | 1 | 3 | 3,395.00 |
| Hong Kong | 139 | 355 | 895 | 1,343 | 4,178.86 | 3,785.49 | 15 | 62 | 4,164.53 |
| Developed countries | 3,746 | 3,959 | 18,119 | 19,187 | 4,836.83 | 4,846.36 | 579 | 1,989 | 3,435.00 |
| Developing countries | 10,796 | 13,860 | 30,859 | 40,278 | 2,867.65 | 2,806.03 | 1,307 | 3,593 | 2,748.80 |
| Whey, fluid or dried(NA): | | | | | | | | | |
| World | -- | -- | 71,172 | 64,957 | (1) | (1) | -- | 6,373 | (1) |
| Canada | -- | -- | 12,085 | 10,882 | (1) | (1) | -- | 868 | (1) |
| Latin America | -- | -- | 20,865 | 19,056 | (1) | (1) | -- | 1,691 | (1) |
| Mexico | -- | -- | 15,486 | 15,264 | (1) | (1) | -- | 1,130 | (1) |
| Central America | -- | -- | 1,010 | 502 | (1) | (1) | -- | 127 | (1) |
| S America | -- | -- | 3,860 | 3,057 | (1) | (1) | -- | 417 | (1) |
| Colombia | -- | -- | 931 | 1,020 | (1) | (1) | -- | 165 | (1) |
| Venezuela | -- | -- | 1,216 | 607 | (1) | (1) | -- | 0 | (1) |
| Argentina | -- | -- | 948 | 786 | (1) | (1) | -- | 0 | (1) |
| W Europe | -- | -- | 745 | 696 | (1) | (1) | -- | 65 | (1) |
| Asia | -- | -- | 30,431 | 28,634 | (1) | (1) | -- | 3,305 | (1) |
| Japan | -- | -- | 17,118 | 16,610 | (1) | (1) | -- | 1,586 | (1) |
| Southeast Asia | -- | -- | 5,733 | 4,762 | (1) | (1) | -- | 251 | (1) |
| Thailand | -- | -- | 1,436 | 122 | (1) | (1) | -- | 0 | (1) |
| Philippines | -- | -- | 3,503 | 3,844 | (1) | (1) | -- | 107 | (1) |
| Other East Asia | -- | -- | 5,734 | 7,267 | (1) | (1) | -- | 1,272 | (1) |
| Korea, Rep of | -- | -- | 2,183 | 2,748 | (1) | (1) | -- | 188 | (1) |
| Hong Kong | -- | -- | 1,541 | 1,434 | (1) | (1) | -- | 598 | (1) |
| Taiwan | -- | -- | 3,010 | 3,086 | (1) | (1) | -- | 486 | (1) |
| Oceania | -- | -- | 5,558 | 3,631 | (1) | (1) | -- | 138 | (1) |

See footnotes at end of table.

Appendix table A-2--U.S. agricultural exports: Quantity, value, and unit value by commodity and country, October-August 1992/93 and 1993/94, and August 1994--continued

| Commodity and country | October-August | | | | | | August 1994 | | |
|----------------------------|----------------|-----------|-------------------|---------|-----------------|---------|-------------|-------------------|-----------------|
| | Quantity | | Value (1,000 dol) | | Unit value (\$) | | Quantity | Value (1,000 dol) | Unit value (\$) |
| | 1992/93 | 1993/94 | 1992/93 | 1993/94 | 1992/93 | 1993/94 | | | |
| Whey, fluid or dried(NA): | | | | | | | | | |
| Australia | -- | -- | 4,957 | 3,350 | (1) | (1) | -- | 139 | (1) |
| Africa | -- | -- | 1,488 | 956 | (1) | (1) | -- | 204 | (1) |
| Sub-Sahara | -- | -- | 1,376 | 932 | (1) | (1) | -- | 204 | (1) |
| Rep S Africa | -- | -- | 1,376 | 932 | (1) | (1) | -- | 204 | (1) |
| Developed countries | -- | -- | 37,107 | 33,046 | (1) | (1) | -- | 2,863 | (1) |
| Developing countries | -- | -- | 33,741 | 31,417 | (1) | (1) | -- | 3,376 | (1) |
| Other dairy prods(NA): | | | | | | | | | |
| World | -- | -- | 293,683 | 299,856 | (1) | (1) | -- | 30,383 | (1) |
| Canada | -- | -- | 19,063 | 17,474 | (1) | (1) | -- | 2,162 | (1) |
| Latin America | -- | -- | 113,880 | 102,343 | (1) | (1) | -- | 8,903 | (1) |
| Mexico | -- | -- | 97,940 | 84,040 | (1) | (1) | -- | 7,588 | (1) |
| Caribbean | -- | -- | 7,647 | 10,239 | (1) | (1) | -- | 500 | (1) |
| S America | -- | -- | 6,434 | 6,117 | (1) | (1) | -- | 642 | (1) |
| W Europe | -- | -- | 22,122 | 19,223 | (1) | (1) | -- | 2,334 | (1) |
| European Union | -- | -- | 21,010 | 18,210 | (1) | (1) | -- | 1,897 | (1) |
| United Kingdom | -- | -- | 7,372 | 4,730 | (1) | (1) | -- | 844 | (1) |
| France | -- | -- | 8,146 | 9,305 | (1) | (1) | -- | 938 | (1) |
| E Europe | -- | -- | 26,504 | 32,344 | (1) | (1) | -- | 276 | (1) |
| Poland | -- | -- | 24,193 | 20,578 | (1) | (1) | -- | 167 | (1) |
| Former Yugoslavia | -- | -- | 1,891 | 10,892 | (1) | (1) | -- | 0 | (1) |
| Former Soviet Union | -- | -- | 30,735 | 27,485 | (1) | (1) | -- | 1,838 | (1) |
| Russia | -- | -- | 14,208 | 20,740 | (1) | (1) | -- | 314 | (1) |
| Kazakhstan | -- | -- | 6,147 | 38 | (1) | (1) | -- | 0 | (1) |
| Asia | -- | -- | 67,116 | 78,626 | (1) | (1) | -- | 7,793 | (1) |
| W Asia (Mideast) | -- | -- | 9,704 | 10,029 | (1) | (1) | -- | 718 | (1) |
| Lebanon | -- | -- | 202 | 3,644 | (1) | (1) | -- | 43 | (1) |
| Saudi Arabia | -- | -- | 6,440 | 2,886 | (1) | (1) | -- | 237 | (1) |
| Japan | -- | -- | 32,369 | 37,896 | (1) | (1) | -- | 4,634 | (1) |
| Southeast Asia | -- | -- | 8,051 | 9,261 | (1) | (1) | -- | 657 | (1) |
| Other East Asia | -- | -- | 15,529 | 19,203 | (1) | (1) | -- | 1,715 | (1) |
| Korea, Rep of | -- | -- | 3,892 | 4,356 | (1) | (1) | -- | 484 | (1) |
| Hong Kong | -- | -- | 7,171 | 9,285 | (1) | (1) | -- | 600 | (1) |
| Taiwan | -- | -- | 4,466 | 5,562 | (1) | (1) | -- | 632 | (1) |
| Oceania | -- | -- | 9,596 | 4,224 | (1) | (1) | -- | 96 | (1) |
| Australia | -- | -- | 5,573 | 2,750 | (1) | (1) | -- | 58 | (1) |
| New Zealand | -- | -- | 3,493 | 1,054 | (1) | (1) | -- | 7 | (1) |
| Africa | -- | -- | 4,668 | 17,237 | (1) | (1) | -- | 6,880 | (1) |
| N Africa | -- | -- | 1,223 | 10,447 | (1) | (1) | -- | 6,593 | (1) |
| Algeria | -- | -- | 10 | 6,584 | (1) | (1) | -- | 6,584 | (1) |
| Sub-Sahara | -- | -- | 3,445 | 6,790 | (1) | (1) | -- | 287 | (1) |
| Developed countries | -- | -- | 84,868 | 79,861 | (1) | (1) | -- | 9,389 | (1) |
| Developing countries | -- | -- | 177,576 | 191,567 | (1) | (1) | -- | 19,014 | (1) |
| Other countries | -- | -- | 31,239 | 28,428 | (1) | (1) | -- | 1,880 | (1) |
| Fats, oils, & greases(MT): | | | | | | | | | |
| World | 1,271,961 | 1,214,987 | 486,457 | 461,575 | 382.45 | 379.90 | 110,729 | 43,975 | 397.17 |
| Canada | 44,121 | 49,082 | 21,022 | 22,321 | 476.46 | 454.77 | 6,189 | 2,843 | 459.77 |
| Latin America | 581,261 | 524,276 | 225,889 | 205,131 | 382.04 | 391.26 | 51,082 | 20,762 | 406.45 |
| Mexico | 242,564 | 247,734 | 98,829 | 101,641 | 407.85 | 410.28 | 23,823 | 9,961 | 418.11 |
| Central America | 106,815 | 80,812 | 39,336 | 33,958 | 368.26 | 373.83 | 8,876 | 3,645 | 410.70 |
| Guatemala | 34,105 | 35,408 | 12,516 | 13,037 | 366.98 | 368.18 | 3,018 | 1,240 | 410.86 |
| El Salvador | 43,199 | 34,663 | 15,372 | 12,251 | 355.84 | 353.42 | 5,160 | 1,964 | 380.71 |
| Nicaragua | 15,741 | 9,366 | 5,702 | 3,487 | 362.22 | 372.27 | 500 | 226 | 451.98 |
| Caribbean | 58,654 | 46,406 | 20,925 | 17,388 | 356.76 | 374.68 | 3,777 | 1,390 | 368.05 |
| Dominican Republic | 40,274 | 26,771 | 13,479 | 9,436 | 334.69 | 352.47 | 3,638 | 1,338 | 368.14 |
| S America | 183,228 | 139,324 | 66,698 | 52,144 | 364.02 | 374.27 | 14,606 | 5,766 | 394.78 |
| Colombia | 55,253 | 49,664 | 19,536 | 17,638 | 353.57 | 355.14 | 5,894 | 2,341 | 397.26 |
| Venezuela | 80,170 | 57,758 | 27,327 | 20,255 | 340.86 | 350.68 | 7,478 | 2,684 | 358.91 |
| Brazil | 18,968 | 16,482 | 7,732 | 7,575 | 407.63 | 459.56 | 142 | 247 | 1,740.89 |
| W Europe | 278,553 | 309,028 | 101,746 | 107,770 | 365.26 | 348.74 | 14,407 | 5,659 | 392.80 |
| European Union | 278,413 | 306,303 | 101,583 | 106,700 | 364.86 | 348.35 | 14,407 | 5,659 | 392.80 |
| Netherlands | 141,882 | 82,450 | 51,654 | 32,443 | 364.07 | 347.17 | 1,997 | 771 | 385.94 |
| Belgium and Luxembourg | 7,266 | 17,841 | 2,715 | 6,478 | 373.68 | 363.10 | 0 | 0 | .00 |
| Spain, incl Canary Is | 88,401 | 111,831 | 29,029 | 36,512 | 328.38 | 326.49 | 4,511 | 1,748 | 387.57 |
| Italy | 24,589 | 63,226 | 9,226 | 22,293 | 375.19 | 352.58 | 7,744 | 2,910 | 375.82 |
| Former Soviet Union | 16,480 | 18 | 5,896 | 10 | 357.78 | 577.67 | 0 | 0 | .00 |
| Russia | 16,480 | 18 | 5,896 | 10 | 357.78 | 577.67 | 0 | 0 | .00 |
| Asia | 218,695 | 200,444 | 86,387 | 78,704 | 395.01 | 392.65 | 25,964 | 10,638 | 409.71 |
| W Asia (Mideast) | 72,404 | 82,398 | 20,310 | 32,063 | 404.81 | 389.12 | 11,614 | 4,858 | 418.32 |
| Turkey | 71,946 | 73,108 | 28,959 | 28,072 | 402.51 | 383.98 | 9,078 | 3,844 | 423.45 |
| Japan | 36,435 | 31,759 | 15,544 | 12,387 | 426.62 | 390.03 | 3,303 | 1,305 | 395.10 |
| Other East Asia | 91,178 | 76,966 | 35,693 | 29,889 | 391.46 | 388.34 | 10,287 | 4,046 | 393.30 |
| Korea, Rep of | 71,347 | 58,110 | 25,619 | 20,879 | 359.07 | 359.30 | 7,430 | 2,815 | 378.85 |
| Taiwan | 18,199 | 17,871 | 8,544 | 8,042 | 469.46 | 450.00 | 2,779 | 1,130 | 406.54 |
| Africa | 121,671 | 130,472 | 44,625 | 46,562 | 366.77 | 356.87 | 13,078 | 4,052 | 309.83 |
| N Africa | 71,175 | 87,123 | 25,891 | 31,225 | 365.17 | 358.40 | 6,598 | 2,451 | 371.41 |
| Morocco | 10,009 | 18,258 | 3,343 | 6,056 | 334.01 | 331.70 | 5,088 | 1,860 | 364.83 |
| Algeria | 25,000 | 38,460 | 9,124 | 13,909 | 364.95 | 361.64 | 0 | 0 | .00 |
| Egypt | 36,166 | 30,405 | 13,524 | 11,260 | 373.95 | 370.34 | 1,500 | 591 | 393.76 |
| Sub-Sahara | 50,496 | 43,349 | 18,634 | 15,337 | 369.02 | 353.80 | 6,480 | 1,601 | 247.12 |
| Nigeria | 25,274 | 20,297 | 9,326 | 7,683 | 369.01 | 378.51 | 0 | 0 | .00 |
| Developed countries | 360,948 | 394,428 | 139,616 | 144,083 | 386.80 | 365.30 | 28,104 | 10,601 | 377.22 |
| Developing countries | 894,358 | 817,793 | 340,712 | 315,871 | 380.96 | 386.37 | 82,599 | 33,289 | 403.02 |
| Other countries | 16,655 | 2,766 | 6,129 | 1,521 | 367.98 | 550.04 | 20 | 85 | 4,271.20 |

See footnotes at end of table.

Appendix table A-2---U.S. agricultural exports: Quantity, value, and unit value by commodity and country, October--August 1992/93 and 1993/94, and August 1994--continued

| Commodity and country | October--August | | | | | | August 1994 | | |
|--|-----------------|---------|-------------------|---------|-----------------|----------|-------------|-------------------|-----------------|
| | Quantity | | Value (1,000 dol) | | Unit value (\$) | | Quantity | Value (1,000 dol) | Unit value (\$) |
| | 1992/93 | 1993/94 | 1992/93 | 1993/94 | 1992/93 | 1993/94 | | | |
| Lard(MT): | | | | | | | | | |
| World | 58,901 | 55,031 | 27,258 | 25,464 | 462.78 | 462.72 | 7,806 | 3,703 | 474.33 |
| Canada | 8,511 | 5,940 | 3,558 | 2,629 | 413.23 | 378.85 | 709 | 295 | 416.09 |
| Latin America | 34,021 | 30,404 | 16,973 | 15,536 | 498.90 | 510.97 | 4,341 | 2,245 | 517.06 |
| Mexico | 28,698 | 27,197 | 14,227 | 13,281 | 495.75 | 488.32 | 4,114 | 2,013 | 489.38 |
| Central America | 1,787 | 1,802 | 1,055 | 1,341 | 590.59 | 744.10 | 184 | 187 | 1,015.19 |
| Belize | 1,588 | 1,653 | 942 | 1,141 | 593.15 | 690.25 | 93 | 63 | 677.72 |
| Caribbean | 2,284 | 1,297 | 1,199 | 819 | 524.88 | 631.25 | 0 | 0 | .00 |
| Haiti | 1,960 | 578 | 1,008 | 352 | 514.34 | 609.51 | 0 | 0 | .00 |
| Trinidad-Tobago | 36 | 521 | 27 | 300 | 742.67 | 575.01 | 0 | 0 | .00 |
| S America | 1,252 | 108 | 492 | 95 | 393.00 | 881.04 | 43 | 44 | 1,033.95 |
| W Europe | 7,354 | 8,069 | 2,936 | 3,075 | 399.24 | 381.12 | 23 | 16 | 711.65 |
| European Union | 7,303 | 8,046 | 2,901 | 3,064 | 397.21 | 380.76 | 23 | 18 | 711.65 |
| United Kingdom | 0 | 2,011 | 0 | 721 | .00 | 358.76 | 11 | 5 | 431.18 |
| Netherlands | 3,459 | 3,520 | 1,518 | 1,296 | 438.79 | 398.12 | 0 | 0 | .00 |
| Spain, incl Canary Is | 3,844 | 1,965 | 1,383 | 770 | 359.80 | 391.17 | 0 | 0 | .00 |
| Asia | 8,787 | 9,096 | 3,678 | 3,883 | 418.53 | 426.79 | 2,733 | 1,147 | 419.58 |
| Japan | 586 | 581 | 570 | 678 | 972.55 | 1,167.53 | 109 | 146 | 1,341.98 |
| Other East Asia | 8,194 | 8,515 | 3,104 | 3,201 | 378.86 | 375.53 | 2,624 | 1,000 | 381.27 |
| Korea, Rep of | 2,204 | 932 | 950 | 528 | 430.91 | 566.50 | 0 | 0 | .00 |
| Taiwan | 5,980 | 7,583 | 2,140 | 2,673 | 357.79 | 352.50 | 2,624 | 1,000 | 381.27 |
| Developed countries | 16,553 | 15,651 | 7,067 | 6,477 | 426.94 | 413.85 | 841 | 458 | 544.17 |
| Developing countries | 42,215 | 39,380 | 20,078 | 18,987 | 475.60 | 482.14 | 6,965 | 3,245 | 455.90 |
| Tallow - inedible(MT): | | | | | | | | | |
| World | 912,198 | 850,781 | 331,359 | 304,338 | 363.25 | 357.72 | 75,489 | 27,905 | 369.65 |
| Latin America | 395,176 | 319,536 | 145,587 | 115,134 | 368.41 | 360.32 | 27,830 | 10,486 | 376.79 |
| Mexico | 122,949 | 117,950 | 47,492 | 42,767 | 386.27 | 352.59 | 12,866 | 4,659 | 362.11 |
| Central America | 92,878 | 73,770 | 33,732 | 26,620 | 363.19 | 360.85 | 7,189 | 2,830 | 393.68 |
| Guatemala | 31,018 | 31,136 | 11,415 | 11,472 | 368.02 | 368.44 | 2,999 | 1,222 | 407.44 |
| El Salvador | 42,565 | 29,012 | 15,136 | 10,131 | 355.59 | 349.21 | 3,690 | 1,382 | 374.60 |
| Nicaragua | 9,366 | 6,599 | 3,994 | 2,574 | 362.42 | 390.00 | 500 | 226 | 451.98 |
| Caribbean | 36,165 | 32,797 | 12,829 | 11,693 | 354.74 | 361.71 | 1,126 | 408 | 362.07 |
| Dominican Republic | 23,357 | 18,771 | 8,051 | 6,436 | 344.71 | 342.85 | 1,107 | 401 | 362.05 |
| S America | 143,184 | 95,019 | 51,534 | 33,884 | 359.91 | 356.60 | 6,649 | 2,589 | 389.43 |
| Colombia | 48,016 | 43,685 | 16,726 | 15,098 | 348.33 | 345.50 | 4,349 | 1,685 | 387.44 |
| Venezuela | 53,509 | 34,508 | 18,656 | 12,306 | 348.84 | 356.61 | 1,300 | 514 | 395.75 |
| Brazil | 13,694 | 2,241 | 5,174 | 933 | 377.83 | 416.38 | 0 | 0 | .00 |
| Argentina | 7,841 | 24 | 3,346 | 32 | 426.78 | 1,326.00 | 0 | 0 | .00 |
| W Europe | 218,628 | 241,107 | 76,866 | 84,420 | 351.58 | 350.13 | 14,216 | 5,376 | 378.19 |
| European Union | 218,628 | 238,497 | 76,866 | 83,505 | 351.58 | 350.13 | 14,216 | 5,376 | 378.19 |
| Netherlands | 127,697 | 79,463 | 44,158 | 27,816 | 345.81 | 345.02 | 1,961 | 718 | 365.99 |
| Belgium and Luxembourg | 6,730 | 17,831 | 2,356 | 6,463 | 350.07 | 362.46 | 0 | 0 | .00 |
| Spain, incl Canary Is | 47,725 | 65,209 | 17,006 | 22,528 | 356.33 | 345.47 | 4,511 | 1,748 | 387.57 |
| Italy | 24,441 | 62,986 | 8,958 | 22,169 | 366.50 | 351.91 | 7,744 | 2,910 | 375.82 |
| Former Soviet Union | 14,241 | 0 | 5,036 | 0 | 353.63 | .00 | 0 | 0 | .00 |
| Russia | 14,241 | 0 | 5,036 | 0 | 353.63 | .00 | 0 | 0 | .00 |
| Asia | 169,780 | 152,299 | 61,547 | 55,530 | 362.51 | 364.61 | 19,383 | 7,579 | 390.99 |
| W Asia (Mideast) | 72,350 | 82,270 | 29,144 | 31,940 | 402.82 | 388.24 | 11,604 | 4,846 | 417.58 |
| Turkey | 71,915 | 73,108 | 28,939 | 28,072 | 402.40 | 383.98 | 9,078 | 3,844 | 423.45 |
| Japan | 34,599 | 29,935 | 12,532 | 10,102 | 362.19 | 337.45 | 3,095 | 1,030 | 332.75 |
| Other East Asia | 45,581 | 31,567 | 16,296 | 10,526 | 357.51 | 333.45 | 3,999 | 1,451 | 362.87 |
| Korea, Rep of | 36,933 | 28,812 | 12,753 | 9,556 | 345.29 | 331.67 | 3,999 | 1,451 | 362.87 |
| Taiwan | 8,648 | 2,727 | 3,543 | 960 | 409.69 | 351.93 | 0 | 0 | .00 |
| Africa | 108,551 | 130,245 | 40,135 | 46,076 | 366.36 | 353.76 | 13,065 | 4,011 | 306.99 |
| N Africa | 71,149 | 87,123 | 25,940 | 31,225 | 364.58 | 358.40 | 6,598 | 2,451 | 371.41 |
| Morocco | 10,009 | 18,258 | 3,343 | 6,056 | 334.01 | 331.70 | 5,098 | 1,860 | 364.83 |
| Algeria | 25,000 | 38,460 | 9,124 | 13,909 | 364.95 | 361.64 | 0 | 0 | .00 |
| Egypt | 36,140 | 30,405 | 13,473 | 11,260 | 372.79 | 370.34 | 1,500 | 591 | 393.76 |
| Sub-Saharan | 38,402 | 43,122 | 14,196 | 14,851 | 369.66 | 344.39 | 6,467 | 1,560 | 241.26 |
| Nigeria | 25,274 | 20,297 | 9,326 | 7,683 | 369.01 | 378.51 | 0 | 0 | .00 |
| Developed countries | 258,684 | 281,825 | 91,834 | 98,032 | 355.00 | 347.85 | 22,485 | 7,590 | 337.40 |
| Developing countries | 639,273 | 566,546 | 234,490 | 205,468 | 366.81 | 362.67 | 52,994 | 20,315 | 383.34 |
| Other countries | 14,241 | 2,410 | 5,036 | 838 | 353.63 | 347.51 | 0 | 0 | .00 |
| Other animal fats & oils(MT): | | | | | | | | | |
| World | 300,862 | 309,175 | 127,839 | 131,773 | 424.91 | 426.21 | 27,428 | 12,368 | 450.96 |
| Canada | 31,488 | 35,548 | 15,583 | 16,912 | 494.89 | 475.75 | 4,479 | 2,085 | 467.77 |
| Latin America | 162,064 | 174,336 | 63,328 | 74,461 | 390.76 | 427.11 | 18,911 | 8,032 | 424.70 |
| Mexico | 90,817 | 102,587 | 37,211 | 45,593 | 409.28 | 444.43 | 6,843 | 3,288 | 480.54 |
| Central America | 12,150 | 15,240 | 4,548 | 5,987 | 374.31 | 393.50 | 1,503 | 628 | 418.10 |
| Guatemala | 3,008 | 4,200 | 1,048 | 1,474 | 348.30 | 350.84 | 0 | 0 | .00 |
| El Salvador | 634 | 5,651 | 236 | 2,119 | 372.26 | 375.02 | 1,470 | 582 | 396.04 |
| Nicaragua | 6,375 | 2,767 | 2,307 | 913 | 361.92 | 330.00 | 0 | 0 | .00 |
| Caribbean | 20,205 | 12,312 | 6,897 | 4,706 | 341.37 | 382.20 | 2,651 | 982 | 370.59 |
| Dominican Republic | 16,898 | 8,000 | 5,412 | 3,000 | 320.28 | 375.05 | 2,531 | 939 | 370.81 |
| S America | 38,792 | 44,187 | 14,672 | 18,165 | 378.22 | 411.00 | 7,914 | 3,132 | 395.79 |
| Colombia | 7,208 | 5,956 | 2,785 | 2,526 | 386.33 | 424.05 | 1,545 | 656 | 424.89 |
| Venezuela | 25,978 | 23,250 | 8,402 | 7,949 | 323.43 | 341.90 | 6,178 | 2,169 | 351.16 |
| Brazil | 4,774 | 14,241 | 2,370 | 6,641 | 456.47 | 466.36 | 142 | 247 | 1,740.89 |
| W Europe | 52,571 | 59,852 | 21,944 | 20,275 | 417.41 | 338.75 | 168 | 266 | 1,585.50 |
| European Union | 52,482 | 59,760 | 21,816 | 20,132 | 415.68 | 336.88 | 168 | 266 | 1,585.50 |
| United Kingdom | 1,760 | 3,335 | 1,657 | 1,359 | 941.57 | 407.45 | 5 | 27 | 5,378.80 |
| Netherlands | 10,726 | 10,467 | 5,978 | 3,731 | 557.33 | 356.44 | 36 | 53 | 1,472.50 |
| Germany | 2,044 | 852 | 1,941 | 1,269 | 949.68 | 1,489.21 | 92 | 161 | 1,751.50 |
| Spain, incl Canary Is | 36,832 | 44,657 | 10,640 | 13,214 | 288.88 | 285.90 | 0 | 0 | .00 |

See footnotes at end of table.

Appendix table A-2--U.S. agricultural exports: Quantity, value, and unit value by commodity and country, October-August 1982/93 and 1983/94, and August 1994--continued

| Commodity and country | October-August | | | | | | August 1994 | | |
|--|----------------|------------|-------------------|-----------|-----------------|----------|-------------|-------------------|-----------------|
| | Quantity | | Value (1,000 dol) | | Unit value (\$) | | Quantity | Value (1,000 dol) | Unit value (\$) |
| | 1992/93 | 1993/94 | 1992/93 | 1993/94 | 1992/93 | 1993/94 | | | |
| Other animal fats & oils(MT): | | | | | | | | | |
| Asia | 40,128 | 39,047 | 21,162 | 19,291 | 527.36 | 494.05 | 3,848 | 1,912 | 496.98 |
| Japan | 1,250 | 1,243 | 2,443 | 1,607 | 1,954.10 | 1,292.82 | 99 | 129 | 1,301.81 |
| Other East Asia | 37,403 | 36,884 | 16,293 | 16,162 | 435.60 | 438.18 | 3,664 | 1,594 | 435.12 |
| Korea, Rep of | 32,210 | 28,356 | 11,916 | 10,795 | 369.96 | 380.55 | 3,431 | 1,364 | 397.47 |
| Hong Kong | 1,622 | 957 | 1,515 | 958 | 934.32 | 1,000.70 | 78 | 101 | 1,297.95 |
| Taiwan | 3,571 | 7,561 | 2,861 | 4,409 | 801.21 | 583.15 | 155 | 129 | 834.30 |
| Africa | 12,118 | 189 | 4,487 | 425 | 370.26 | 2,248.46 | 13 | 41 | 3,164.85 |
| Sub-Sahara | 12,092 | 189 | 4,435 | 425 | 366.79 | 2,248.46 | 13 | 41 | 3,164.85 |
| Uganda | 12,000 | 0 | 4,180 | 0 | 348.30 | .00 | 0 | 0 | .00 |
| Developed countries | 85,711 | 96,952 | 40,715 | 39,574 | 475.03 | 408.18 | 4,768 | 2,554 | 595.64 |
| Developing countries | 212,870 | 211,867 | 86,144 | 91,516 | 404.68 | 431.95 | 22,640 | 9,730 | 429.75 |
| Hides & skins, incl furs(NA): | | | | | | | | | |
| World | -- | -- | 1,180,376 | 1,300,312 | (1) | (1) | -- | 134,601 | (1) |
| Canada | -- | -- | 66,816 | 83,768 | (1) | (1) | -- | 5,959 | (1) |
| Latin America | -- | -- | 109,886 | 93,858 | (1) | (1) | -- | 9,625 | (1) |
| Mexico | -- | -- | 105,767 | 90,490 | (1) | (1) | -- | 9,452 | (1) |
| W Europe | -- | -- | 63,196 | 92,737 | (1) | (1) | -- | 8,266 | (1) |
| European Union | -- | -- | 57,563 | 88,797 | (1) | (1) | -- | 8,179 | (1) |
| Italy | -- | -- | 27,514 | 45,798 | (1) | (1) | -- | 3,622 | (1) |
| Asia | -- | -- | 930,682 | 1,013,175 | (1) | (1) | -- | 109,668 | (1) |
| Japan | -- | -- | 235,511 | 214,272 | (1) | (1) | -- | 31,535 | (1) |
| China | -- | -- | 8,855 | 32,718 | (1) | (1) | -- | 2,718 | (1) |
| Southeast Asia | -- | -- | 17,757 | 25,106 | (1) | (1) | -- | 2,216 | (1) |
| Thailand | -- | -- | 12,064 | 20,149 | (1) | (1) | -- | 2,083 | (1) |
| Other East Asia | -- | -- | 662,503 | 728,727 | (1) | (1) | -- | 71,893 | (1) |
| Korea, Rep of | -- | -- | 517,700 | 598,032 | (1) | (1) | -- | 47,651 | (1) |
| Hong Kong | -- | -- | 30,054 | 41,776 | (1) | (1) | -- | 4,085 | (1) |
| Taiwan | -- | -- | 114,725 | 148,919 | (1) | (1) | -- | 20,157 | (1) |
| Developed countries | -- | -- | 367,502 | 392,729 | (1) | (1) | -- | 46,012 | (1) |
| Developing countries | -- | -- | 803,406 | 873,713 | (1) | (1) | -- | 85,857 | (1) |
| Other countries | -- | -- | 9,468 | 33,870 | (1) | (1) | -- | 2,732 | (1) |
| Bovine hides - whole(NO): | | | | | | | | | |
| World | 18,091,421 | 18,192,133 | 973,094 | 1,013,589 | 53.79 | 55.71 | 1,876,889 | 113,188 | 60.31 |
| Canada | 796,173 | 944,909 | 37,539 | 44,602 | 47.15 | 47.20 | 84,048 | 4,276 | 50.87 |
| Latin America | 2,103,886 | 1,584,566 | 95,962 | 81,162 | 45.61 | 51.22 | 134,064 | 7,989 | 59.55 |
| Mexico | 2,056,866 | 1,551,474 | 93,942 | 79,737 | 45.67 | 51.39 | 133,796 | 7,971 | 59.57 |
| W Europe | 412,503 | 780,233 | 18,771 | 34,836 | 45.50 | 44.65 | 70,624 | 3,576 | 50.64 |
| European Union | 411,912 | 774,054 | 18,740 | 34,498 | 45.49 | 44.57 | 69,700 | 3,513 | 50.40 |
| Italy | 265,872 | 450,176 | 11,352 | 18,215 | 42.70 | 40.46 | 30,710 | 1,475 | 48.04 |
| Asia | 14,770,693 | 14,805,737 | 820,361 | 849,073 | 55.54 | 57.35 | 1,586,476 | 97,235 | 61.29 |
| Japan | 3,863,003 | 3,284,807 | 215,769 | 194,224 | 55.85 | 59.13 | 470,358 | 30,320 | 64.46 |
| China | 122,268 | 518,978 | 6,047 | 27,701 | 49.46 | 53.38 | 46,709 | 2,398 | 51.34 |
| Southeast Asia | 238,592 | 406,192 | 11,519 | 19,465 | 48.28 | 47.92 | 39,441 | 1,885 | 47.78 |
| Thailand | 225,985 | 396,882 | 10,815 | 18,783 | 47.85 | 47.32 | 38,836 | 1,846 | 47.53 |
| Other East Asia | 10,541,875 | 10,589,501 | 586,729 | 607,342 | 55.66 | 57.35 | 1,028,752 | 62,624 | 60.81 |
| Korea, Rep of | 8,502,566 | 7,965,036 | 471,628 | 453,576 | 55.47 | 56.94 | 689,753 | 41,483 | 60.14 |
| Hong Kong | 234,508 | 408,157 | 11,928 | 21,100 | 50.86 | 51.70 | 47,818 | 2,601 | 54.40 |
| Taiwan | 1,804,801 | 2,216,308 | 103,173 | 132,665 | 57.17 | 59.86 | 292,181 | 18,540 | 63.45 |
| Developed countries | 5,079,157 | 5,014,689 | 272,550 | 273,948 | 53.66 | 54.63 | 626,233 | 38,251 | 61.08 |
| Developing countries | 12,889,996 | 12,658,467 | 694,497 | 711,940 | 53.88 | 56.24 | 1,203,957 | 72,539 | 60.25 |
| Other countries | 122,268 | 518,978 | 6,047 | 27,701 | 49.46 | 53.38 | 46,709 | 2,398 | 51.34 |
| Other cattle hides - pieces(NA): | | | | | | | | | |
| World | -- | -- | 16,711 | 30,643 | (1) | (1) | -- | 3,028 | (1) |
| Canada | -- | -- | 1,614 | 4,796 | (1) | (1) | -- | 682 | (1) |
| Latin America | -- | -- | 2,244 | 2,439 | (1) | (1) | -- | 342 | (1) |
| Mexico | -- | -- | 1,829 | 2,270 | (1) | (1) | -- | 299 | (1) |
| Caribbean | -- | -- | 316 | 133 | (1) | (1) | -- | 43 | (1) |
| Dominican Republic | -- | -- | 206 | 99 | (1) | (1) | -- | 43 | (1) |
| W Europe | -- | -- | 781 | 8,248 | (1) | (1) | -- | 920 | (1) |
| European Union | -- | -- | 781 | 8,189 | (1) | (1) | -- | 920 | (1) |
| United Kingdom | -- | -- | 51 | 400 | (1) | (1) | -- | 0 | (1) |
| Netherlands | -- | -- | 517 | 757 | (1) | (1) | -- | 116 | (1) |
| Spain, incl Canary Is | -- | -- | 35 | 740 | (1) | (1) | -- | 63 | (1) |
| Italy | -- | -- | 78 | 5,907 | (1) | (1) | -- | 712 | (1) |
| Asia | -- | -- | 12,073 | 15,115 | (1) | (1) | -- | 1,085 | (1) |
| W Asia (Mideast) | -- | -- | 398 | 167 | (1) | (1) | -- | 36 | (1) |
| Israel, inc Gaza | -- | -- | 399 | 167 | (1) | (1) | -- | 36 | (1) |
| S Asia | -- | -- | 315 | 252 | (1) | (1) | -- | 0 | (1) |
| India | -- | -- | 315 | 252 | (1) | (1) | -- | 0 | (1) |
| Japan | -- | -- | 5,813 | 5,452 | (1) | (1) | -- | 362 | (1) |
| Southeast Asia | -- | -- | 831 | 1,279 | (1) | (1) | -- | 179 | (1) |
| Thailand | -- | -- | 785 | 988 | (1) | (1) | -- | 179 | (1) |
| Other East Asia | -- | -- | 4,542 | 7,746 | (1) | (1) | -- | 441 | (1) |
| Korea, Rep of | -- | -- | 1,893 | 707 | (1) | (1) | -- | 0 | (1) |
| Hong Kong | -- | -- | 1,205 | 3,541 | (1) | (1) | -- | 373 | (1) |
| Taiwan | -- | -- | 1,545 | 3,498 | (1) | (1) | -- | 68 | (1) |
| Developed countries | -- | -- | 8,606 | 18,672 | (1) | (1) | -- | 2,000 | (1) |
| Developing countries | -- | -- | 8,033 | 11,752 | (1) | (1) | -- | 961 | (1) |
| Calf skins, whole(PC): | | | | | | | | | |
| World | 1,000,627 | 1,635,630 | 14,729 | 38,730 | 14.72 | 23.68 | 138,859 | 3,900 | 28.09 |
| Canada | 19,958 | 11,477 | 332 | 201 | 16.64 | 17.53 | 2,333 | 53 | 22.74 |
| Latin America | 141,643 | 137,474 | 3,121 | 2,487 | 22.03 | 18.09 | 16,501 | 252 | 15.26 |
| Mexico | 138,472 | 103,853 | 3,011 | 1,926 | 21.74 | 18.52 | 14,101 | 134 | 9.49 |

See footnotes at end of table.

Appendix table A-2--U.S. agricultural exports: Quantity, value, and unit value by commodity and country, October-August 1992/93 and 1993/94, and August 1994--continued

| Commodity and country | October-August | | | | | | August 1994 | | |
|--|----------------|-----------|-------------------|---------|-----------------|---------|-------------|-------------------|-----------------|
| | Quantity | | Value (1,000 dol) | | Unit value (\$) | | Quantity | Value (1,000 dol) | Unit value (\$) |
| | 1992/93 | 1993/94 | 1992/93 | 1993/94 | 1992/93 | 1993/94 | | | |
| Calf skins, whole(PC): | | | | | | | | | |
| W Europe | 775,579 | 1,074,026 | 10,136 | 15,481 | 13.07 | 14.41 | 65,884 | 1,218 | 18.49 |
| European Union | 775,579 | 1,074,026 | 10,136 | 15,481 | 13.07 | 14.41 | 65,884 | 1,218 | 18.49 |
| Netherlands | 170,001 | 212,581 | 1,820 | 1,612 | 10.70 | 7.58 | 11,532 | 81 | 7.00 |
| Spain, incl Canary Is | 26,903 | 16,904 | 468 | 438 | 17.38 | 25.89 | 880 | 48 | 55.00 |
| Italy | 573,077 | 814,845 | 7,738 | 12,714 | 13.50 | 15.60 | 43,740 | 897 | 20.51 |
| Asia | 63,447 | 412,049 | 1,140 | 20,549 | 17.97 | 49.87 | 54,141 | 2,377 | 43.91 |
| W Asia (Mideast) | 12,480 | 21,317 | 237 | 420 | 18.96 | 19.69 | 678 | 13 | 19.69 |
| Israel, inc Gaza | 12,480 | 17,762 | 237 | 350 | 18.96 | 19.69 | 678 | 13 | 19.69 |
| Japan | 40,488 | 32,245 | 617 | 1,198 | 15.23 | 37.16 | 11,377 | 559 | 49.12 |
| Other East Asia | 6,172 | 350,471 | 202 | 18,774 | 32.73 | 53.57 | 42,086 | 1,805 | 42.89 |
| Korea, Rep of | 4,187 | 341,445 | 163 | 18,595 | 38.91 | 54.46 | 42,086 | 1,805 | 42.89 |
| Developed countries | 848,505 | 1,136,114 | 11,321 | 17,242 | 13.34 | 15.18 | 80,272 | 1,843 | 22.96 |
| Developing countries | 152,122 | 499,516 | 3,408 | 21,488 | 22.40 | 43.02 | 58,587 | 2,057 | 35.11 |
| Horse hides, whole(PC): | | | | | | | | | |
| World | 164,086 | 124,182 | 4,483 | 3,007 | 27.32 | 24.22 | 8,884 | 253 | 28.52 |
| Canada | 98,261 | 19,853 | 995 | 488 | 26.01 | 24.48 | 675 | 21 | 36.41 |
| Latin America | 12,488 | 1,043 | 204 | 35 | 16.33 | 33.90 | 0 | 0 | .00 |
| Mexico | 12,321 | 1,043 | 198 | 35 | 16.09 | 33.90 | 0 | 0 | .00 |
| W Europe | 25,427 | 32,440 | 726 | 873 | 28.55 | 26.90 | 1,277 | 36 | 28.07 |
| European Union | 25,427 | 32,440 | 726 | 873 | 28.55 | 26.90 | 1,277 | 36 | 28.07 |
| Netherlands | 0 | 2,236 | 0 | 60 | .00 | 26.62 | 0 | 0 | .00 |
| Germany | 12,490 | 4,766 | 424 | 162 | 33.91 | 33.90 | 197 | 7 | 33.97 |
| Spain, incl Canary Is | 0 | 1,458 | 0 | 49 | .00 | 33.90 | 0 | 0 | .00 |
| Italy | 11,365 | 23,847 | 273 | 598 | 24.06 | 25.07 | 1,080 | 29 | 27.00 |
| Former Soviet Union | 0 | 13,140 | 0 | 78 | .00 | 5.90 | 0 | 0 | .00 |
| Russia | 0 | 13,140 | 0 | 78 | .00 | 5.90 | 0 | 0 | .00 |
| Asia | 85,636 | 57,606 | 2,506 | 1,533 | 29.26 | 26.61 | 7,032 | 197 | 27.95 |
| S Asia | 0 | 2,530 | 0 | 86 | .00 | 33.91 | 0 | 0 | .00 |
| Bangladesh | 0 | 2,530 | 0 | 86 | .00 | 33.91 | 0 | 0 | .00 |
| Japan | 73,839 | 40,381 | 2,131 | 1,056 | 28.86 | 26.15 | 5,616 | 149 | 26.45 |
| China | 0 | 1,489 | 0 | 50 | .00 | 33.90 | 0 | 0 | .00 |
| Southeast Asia | 3,905 | 5,554 | 131 | 153 | 33.44 | 27.52 | 0 | 0 | .00 |
| Thailand | 3,905 | 5,554 | 131 | 153 | 33.44 | 27.52 | 0 | 0 | .00 |
| Other East Asia | 7,892 | 7,652 | 244 | 188 | 30.91 | 24.57 | 1,416 | 48 | 33.90 |
| Korea, Rep of | 3,501 | 3,037 | 119 | 92 | 33.91 | 30.42 | 1,416 | 48 | 33.90 |
| Hong Kong | 4,391 | 4,615 | 125 | 96 | 28.52 | 20.73 | 0 | 0 | .00 |
| Developed countries | 138,527 | 92,774 | 3,888 | 2,417 | 28.07 | 26.05 | 7,468 | 205 | 27.50 |
| Developing countries | 25,659 | 16,779 | 594 | 462 | 23.25 | 27.54 | 1,416 | 48 | 33.90 |
| Other countries | 0 | 14,629 | 0 | 128 | .00 | 8.75 | 0 | 0 | .00 |
| Sheep and lamb skins(PC): | | | | | | | | | |
| World | 3,275,820 | 3,553,356 | 21,834 | 23,281 | 6.66 | 6.55 | 258,703 | 2,052 | 7.93 |
| Canada | 147,254 | 148,440 | 874 | 1,167 | 5.84 | 7.86 | 11,419 | 87 | 7.64 |
| Latin America | 587,219 | 177,088 | 3,227 | 1,168 | 5.49 | 6.59 | 6,640 | 45 | 6.80 |
| Mexico | 545,925 | 163,199 | 2,955 | 1,069 | 5.43 | 6.55 | 6,640 | 45 | 6.80 |
| S America | 41,294 | 5,892 | 262 | 40 | 6.35 | 6.78 | 0 | 0 | .00 |
| Brazil | 41,294 | 5,892 | 262 | 40 | 6.35 | 6.78 | 0 | 0 | .00 |
| W Europe | 919,418 | 947,188 | 6,790 | 7,037 | 7.38 | 7.43 | 84,038 | 558 | 6.64 |
| European Union | 889,872 | 920,388 | 6,581 | 6,882 | 7.99 | 7.48 | 84,038 | 558 | 6.64 |
| United Kingdom | 36,515 | 46,145 | 353 | 393 | 9.68 | 8.51 | 5,406 | 54 | 9.92 |
| Netherlands | 26,889 | 14,400 | 345 | 92 | 12.84 | 6.37 | 0 | 0 | .00 |
| France | 240,194 | 121,088 | 1,748 | 1,125 | 7.27 | 9.29 | 6,000 | 41 | 8.75 |
| Germany | 157,168 | 137,766 | 948 | 1,055 | 6.03 | 7.65 | 10,147 | 113 | 11.11 |
| Spain, incl Canary Is | 6,750 | 30,650 | 37 | 256 | 5.50 | 8.34 | 0 | 0 | .00 |
| Italy | 408,679 | 529,826 | 3,034 | 3,675 | 7.42 | 6.93 | 37,907 | 209 | 5.52 |
| E Europe | 62,221 | 64,314 | 294 | 338 | 4.73 | 5.25 | 2,759 | 14 | 5.00 |
| Poland | 59,721 | 64,314 | 264 | 338 | 4.41 | 5.25 | 2,759 | 14 | 5.00 |
| Asia | 1,516,350 | 2,173,384 | 10,291 | 13,215 | 6.79 | 6.08 | 153,847 | 1,348 | 8.76 |
| W Asia (Mideast) | 786,134 | 1,412,988 | 4,243 | 7,845 | 5.40 | 5.55 | 123,226 | 945 | 7.67 |
| Turkey | 786,134 | 1,412,988 | 4,243 | 7,845 | 5.40 | 5.55 | 123,226 | 945 | 7.67 |
| S Asia | 2,146 | 138,270 | 11 | 1,077 | 5.00 | 7.79 | 4,400 | 145 | 33.00 |
| India | 2,146 | 82,563 | 11 | 801 | 5.00 | 9.70 | 4,400 | 145 | 33.00 |
| Pakistan | 0 | 50,338 | 0 | 241 | .00 | 4.78 | 0 | 0 | .00 |
| Japan | 416,020 | 382,875 | 2,553 | 2,046 | 6.14 | 5.94 | 0 | 0 | .00 |
| Other East Asia | 281,099 | 186,691 | 3,171 | 2,007 | 11.28 | 10.20 | 11,880 | 186 | 15.65 |
| Korea, Rep of | 262,419 | 133,511 | 3,019 | 1,558 | 11.50 | 11.67 | 11,880 | 186 | 15.65 |
| Taiwan | 0 | 27,854 | 0 | 317 | .00 | 11.39 | 0 | 0 | .00 |
| Oceania | 43,358 | 22,942 | 358 | 257 | 8.26 | 11.19 | 0 | 0 | .00 |
| New Zealand | 43,358 | 22,942 | 358 | 257 | 8.26 | 11.19 | 0 | 0 | .00 |
| Developed countries | 1,526,050 | 1,501,445 | 10,576 | 10,507 | 6.93 | 7.00 | 85,457 | 645 | 6.76 |
| Developing countries | 1,739,770 | 2,013,916 | 11,144 | 12,549 | 6.40 | 6.23 | 163,246 | 1,407 | 8.62 |
| Other hides & skins, ex furs(NA): | | | | | | | | | |
| World | -- | -- | 56,972 | 70,951 | (1) | (1) | -- | 6,969 | (1) |
| Latin America | -- | -- | 4,606 | 5,642 | (1) | (1) | -- | 732 | (1) |
| Mexico | -- | -- | 3,813 | 4,879 | (1) | (1) | -- | 732 | (1) |
| S America | -- | -- | 609 | 422 | (1) | (1) | -- | 0 | (1) |
| W Europe | -- | -- | 11,466 | 9,980 | (1) | (1) | -- | 1,386 | (1) |
| European Union | -- | -- | 9,057 | 9,546 | (1) | (1) | -- | 1,386 | (1) |
| France | -- | -- | 5,425 | 6,086 | (1) | (1) | -- | 1,155 | (1) |
| Italy | -- | -- | 3,169 | 2,532 | (1) | (1) | -- | 156 | (1) |
| Other W Europe | -- | -- | 2,409 | 434 | (1) | (1) | -- | 0 | (1) |
| Switzerland | -- | -- | 2,405 | 411 | (1) | (1) | -- | 0 | (1) |
| E Europe | -- | -- | 6,356 | 8,798 | (1) | (1) | -- | 757 | (1) |
| Former Yugoslavia | -- | -- | 6,344 | 8,798 | (1) | (1) | -- | 757 | (1) |

See footnotes at end of table.

Appendix table A-2--U.S. agricultural exports: Quantity, value, and unit value by commodity and country, October-August 1992/93 and 1993/94, and August 1994--continued

| Commodity and country | October-August | | | | | | August 1994 | | |
|-----------------------------------|----------------|-----------|-------------------|---------|-----------------|---------|-------------|-------------------|-----------------|
| | Quantity | | Value (1,000 dol) | | Unit value (\$) | | Quantity | Value (1,000 dol) | Unit value (\$) |
| | 1992/93 | 1993/94 | 1992/93 | 1993/94 | 1992/93 | 1993/94 | | | |
| Other hides & skins, ex furs(NA): | | | | | | | | | |
| Asia | -- | -- | 34,075 | 46,152 | (1) | (1) | -- | 4,077 | (1) |
| Japan | -- | -- | 2,145 | 2,591 | (1) | (1) | -- | 136 | (1) |
| China | -- | -- | 2,162 | 3,351 | (1) | (1) | -- | 202 | (1) |
| Southeast Asia | -- | -- | 4,944 | 3,724 | (1) | (1) | -- | 58 | (1) |
| Singapore | -- | -- | 4,790 | 3,496 | (1) | (1) | -- | 0 | (1) |
| Other East Asia | -- | -- | 24,596 | 36,317 | (1) | (1) | -- | 3,681 | (1) |
| Korea, Rep of | -- | -- | 13,678 | 22,800 | (1) | (1) | -- | 2,032 | (1) |
| Hong Kong | -- | -- | 941 | 1,265 | (1) | (1) | -- | 105 | (1) |
| Taiwan | -- | -- | 9,877 | 12,252 | (1) | (1) | -- | 1,543 | (1) |
| Developed countries | -- | -- | 14,080 | 12,973 | (1) | (1) | -- | 1,538 | (1) |
| Developing countries | -- | -- | 40,730 | 54,624 | (1) | (1) | -- | 5,227 | (1) |
| Other countries | -- | -- | 2,162 | 3,354 | (1) | (1) | -- | 204 | (1) |
| Furskins(NA): | | | | | | | | | |
| World | -- | -- | 92,553 | 120,112 | (1) | (1) | -- | 5,209 | (1) |
| Canada | -- | -- | 25,021 | 32,137 | (1) | (1) | -- | 825 | (1) |
| W Europe | -- | -- | 14,526 | 16,282 | (1) | (1) | -- | 572 | (1) |
| European Union | -- | -- | 11,541 | 13,328 | (1) | (1) | -- | 549 | (1) |
| United Kingdom | -- | -- | 951 | 1,190 | (1) | (1) | -- | 104 | (1) |
| Germany | -- | -- | 5,673 | 6,598 | (1) | (1) | -- | 185 | (1) |
| Italy | -- | -- | 1,870 | 2,157 | (1) | (1) | -- | 136 | (1) |
| Greece | -- | -- | 1,125 | 1,594 | (1) | (1) | -- | 66 | (1) |
| Other W Europe | -- | -- | 2,985 | 2,953 | (1) | (1) | -- | 23 | (1) |
| Switzerland | -- | -- | 2,725 | 2,136 | (1) | (1) | -- | 23 | (1) |
| E Europe | -- | -- | 1,188 | 1,485 | (1) | (1) | -- | 58 | (1) |
| Asia | -- | -- | 50,236 | 67,538 | (1) | (1) | -- | 3,349 | (1) |
| W Asia (Mideast) | -- | -- | 293 | 1,618 | (1) | (1) | -- | 157 | (1) |
| Turkey | -- | -- | 241 | 1,215 | (1) | (1) | -- | 157 | (1) |
| Japan | -- | -- | 6,483 | 7,705 | (1) | (1) | -- | 9 | (1) |
| China | -- | -- | 460 | 1,272 | (1) | (1) | -- | 51 | (1) |
| Other East Asia | -- | -- | 42,919 | 56,354 | (1) | (1) | -- | 3,108 | (1) |
| Korea, Rep of | -- | -- | 27,201 | 40,703 | (1) | (1) | -- | 2,097 | (1) |
| Hong Kong | -- | -- | 15,682 | 15,506 | (1) | (1) | -- | 1,006 | (1) |
| Developed countries | -- | -- | 46,480 | 56,969 | (1) | (1) | -- | 1,528 | (1) |
| Developing countries | -- | -- | 45,000 | 60,899 | (1) | (1) | -- | 3,618 | (1) |
| Other countries | -- | -- | 1,073 | 2,243 | (1) | (1) | -- | 63 | (1) |
| Mink pelts(NO): | | | | | | | | | |
| World | 3,042,740 | 3,093,358 | 53,918 | 74,693 | 17.72 | 24.62 | 91,693 | 2,460 | 26.82 |
| Canada | 1,448,959 | 1,314,122 | 14,466 | 16,601 | 9.98 | 12.63 | 21,040 | 318 | 15.12 |
| W Europe | 319,196 | 319,925 | 7,245 | 8,628 | 22.70 | 26.97 | 17,758 | 272 | 15.34 |
| European Union | 242,064 | 257,942 | 5,543 | 6,979 | 22.90 | 27.05 | 17,758 | 272 | 15.34 |
| United Kingdom | 29,264 | 42,390 | 669 | 835 | 22.84 | 19.69 | 7,547 | 90 | 11.93 |
| Germany | 92,975 | 97,740 | 2,445 | 3,304 | 26.29 | 33.81 | 1,579 | 51 | 32.00 |
| Italy | 46,407 | 42,582 | 835 | 900 | 18.00 | 21.13 | 1,583 | 48 | 30.33 |
| Greece | 33,218 | 43,987 | 806 | 1,061 | 24.25 | 24.12 | 6,341 | 61 | 9.64 |
| Other W Europe | 77,132 | 61,982 | 1,702 | 1,649 | 22.07 | 26.60 | 0 | 0 | .00 |
| Switzerland | 71,474 | 55,689 | 1,589 | 1,503 | 22.24 | 26.89 | 0 | 0 | .00 |
| Asia | 1,266,836 | 1,354,699 | 31,989 | 48,389 | 25.25 | 35.72 | 43,388 | 1,565 | 36.07 |
| Japan | 16,500 | 100,159 | 477 | 3,560 | 28.91 | 35.54 | 187 | 6 | 31.93 |
| Other East Asia | 1,246,758 | 1,236,539 | 31,407 | 44,256 | 25.19 | 35.79 | 42,472 | 1,536 | 36.15 |
| Korea, Rep of | 771,407 | 850,858 | 21,551 | 33,444 | 27.94 | 39.31 | 36,922 | 1,382 | 37.43 |
| Hong Kong | 475,351 | 384,932 | 9,856 | 10,788 | 20.73 | 28.03 | 5,367 | 148 | 27.52 |
| Developed countries | 1,787,678 | 1,742,760 | 22,285 | 29,063 | 12.46 | 16.68 | 39,994 | 629 | 15.72 |
| Developing countries | 1,251,135 | 1,280,627 | 31,547 | 45,563 | 25.21 | 35.58 | 51,699 | 1,831 | 35.41 |
| Other furskins(NA): | | | | | | | | | |
| World | -- | -- | 38,635 | 45,419 | (1) | (1) | -- | 2,760 | (1) |
| Canada | -- | -- | 10,555 | 15,536 | (1) | (1) | -- | 507 | (1) |
| Latin America | -- | -- | 465 | 389 | (1) | (1) | -- | 0 | (1) |
| W Europe | -- | -- | 7,281 | 7,654 | (1) | (1) | -- | 299 | (1) |
| European Union | -- | -- | 5,998 | 6,350 | (1) | (1) | -- | 276 | (1) |
| Denmark | -- | -- | 255 | 522 | (1) | (1) | -- | 0 | (1) |
| France | -- | -- | 416 | 111 | (1) | (1) | -- | 0 | (1) |
| Germany | -- | -- | 3,228 | 3,293 | (1) | (1) | -- | 136 | (1) |
| Italy | -- | -- | 1,035 | 1,257 | (1) | (1) | -- | 88 | (1) |
| Greece | -- | -- | 320 | 533 | (1) | (1) | -- | 5 | (1) |
| Other W Europe | -- | -- | 1,283 | 1,304 | (1) | (1) | -- | 23 | (1) |
| Finland | -- | -- | 92 | 573 | (1) | (1) | -- | 0 | (1) |
| Switzerland | -- | -- | 1,186 | 632 | (1) | (1) | -- | 23 | (1) |
| E Europe | -- | -- | 1,188 | 1,204 | (1) | (1) | -- | 58 | (1) |
| Hungary | -- | -- | 712 | 467 | (1) | (1) | -- | 0 | (1) |
| Former Soviet Union | -- | -- | 547 | 905 | (1) | (1) | -- | 11 | (1) |
| Russia | -- | -- | 547 | 825 | (1) | (1) | -- | 11 | (1) |
| Asia | -- | -- | 18,247 | 19,149 | (1) | (1) | -- | 1,784 | (1) |
| W Asia (Mideast) | -- | -- | 241 | 1,215 | (1) | (1) | -- | 157 | (1) |
| Turkey | -- | -- | 241 | 1,215 | (1) | (1) | -- | 157 | (1) |
| Japan | -- | -- | 6,006 | 4,145 | (1) | (1) | -- | 4 | (1) |
| China | -- | -- | 440 | 1,272 | (1) | (1) | -- | 51 | (1) |
| Other East Asia | -- | -- | 11,512 | 12,097 | (1) | (1) | -- | 1,573 | (1) |
| Korea, Rep of | -- | -- | 5,650 | 7,259 | (1) | (1) | -- | 715 | (1) |
| Hong Kong | -- | -- | 5,826 | 4,718 | (1) | (1) | -- | 858 | (1) |
| Oceania | -- | -- | 353 | 572 | (1) | (1) | -- | 90 | (1) |
| New Zealand | -- | -- | 353 | 572 | (1) | (1) | -- | 90 | (1) |
| Developed countries | -- | -- | 24,195 | 27,907 | (1) | (1) | -- | 900 | (1) |
| Developing countries | -- | -- | 13,453 | 15,336 | (1) | (1) | -- | 1,787 | (1) |
| Other countries | -- | -- | 987 | 2,176 | (1) | (1) | -- | 63 | (1) |

See footnotes at end of table.

Appendix table A-2--U.S. agricultural exports: Quantity, value, and unit value by commodity and country, October-August 1992/93 and 1993/94, and August 1994--continued

| Commodity and country | October-August | | | | | | August 1994 | | |
|------------------------|----------------|---------|-------------------|---------|-----------------|-----------|-------------|-------------------|-----------------|
| | Quantity | | Value (1,000 dol) | | Unit value (\$) | | Quantity | Value (1,000 dol) | Unit value (\$) |
| | 1992/93 | 1993/94 | 1992/93 | 1993/94 | 1992/93 | 1993/94 | | | |
| Wool & mohair(MT): | | | | | | | | | |
| World | 4,202 | 6,246 | 10,549 | 21,841 | 2,510.47 | 3,496.79 | 618 | 3,310 | 5,356.11 |
| Canada | 105 | 127 | 396 | 437 | 3,770.88 | 3,438.86 | 19 | 69 | 3,640.31 |
| Latin America | 123 | 307 | 509 | 1,061 | 4,139.27 | 3,455.74 | 6 | 30 | 5,067.17 |
| Mexico | 116 | 226 | 432 | 733 | 3,727.62 | 3,244.56 | 3 | 13 | 4,398.00 |
| W Europe | 2,944 | 4,755 | 6,209 | 16,025 | 2,109.12 | 3,370.18 | 517 | 2,834 | 5,481.32 |
| European Union | 2,944 | 4,755 | 6,209 | 16,025 | 2,109.12 | 3,370.18 | 517 | 2,834 | 5,481.32 |
| United Kingdom | 2,385 | 3,850 | 4,677 | 13,314 | 1,961.18 | 3,458.11 | 447 | 2,299 | 5,144.05 |
| Belgium and Luxembourg | 110 | 214 | 333 | 1,188 | 3,031.10 | 5,549.55 | 61 | 501 | 8,212.28 |
| France | 117 | 397 | 266 | 996 | 2,274.40 | 2,508.57 | 0 | 0 | .00 |
| Germany | 153 | 101 | 402 | 208 | 2,625.67 | 2,070.22 | 9 | 34 | 3,722.22 |
| Italy | 146 | 151 | 456 | 265 | 3,124.82 | 1,755.22 | 0 | 0 | .00 |
| Asia | 762 | 1,056 | 2,924 | 4,314 | 3,837.48 | 4,085.32 | 76 | 377 | 4,956.09 |
| S Asia | 219 | 391 | 998 | 1,541 | 4,555.01 | 3,940.54 | 0 | 0 | .00 |
| India | 205 | 391 | 970 | 1,541 | 4,733.34 | 3,940.54 | 0 | 0 | .00 |
| Japan | 265 | 229 | 757 | 869 | 2,855.47 | 3,796.12 | 33 | 121 | 3,674.70 |
| China | 89 | 209 | 363 | 935 | 4,079.11 | 4,471.52 | 13 | 84 | 6,424.31 |
| Other East Asia | 176 | 227 | 733 | 969 | 4,161.98 | 4,270.89 | 30 | 172 | 5,729.40 |
| Korea, Rep of | 0 | 137 | 0 | 511 | .00 | 3,726.60 | 0 | 0 | .00 |
| Hong Kong | 107 | 0 | 391 | 3 | 3,657.04 | .00 | 0 | 0 | .00 |
| Taiwan | 69 | 90 | 341 | 456 | 4,945.00 | 5,070.28 | 30 | 172 | 5,729.40 |
| Africa | 264 | 0 | 497 | 0 | 1,883.21 | .00 | 0 | 0 | .00 |
| Sub-Sahara | 264 | 0 | 497 | 0 | 1,883.21 | .00 | 0 | 0 | .00 |
| Rep S Africa | 264 | 0 | 497 | 0 | 1,883.21 | .00 | 0 | 0 | .00 |
| Developed countries | 3,581 | 5,112 | 7,869 | 17,335 | 2,197.44 | 3,391.09 | 569 | 3,024 | 5,315.07 |
| Developing countries | 532 | 925 | 2,317 | 3,571 | 4,355.10 | 3,860.71 | 36 | 202 | 5,619.03 |
| Other countries | 89 | 209 | 363 | 935 | 4,079.11 | 4,471.52 | 13 | 84 | 6,424.31 |
| Sausage casings(MT): | | | | | | | | | |
| World | 10,454 | 12,342 | 34,917 | 37,534 | 3,340.03 | 3,041.13 | 1,473 | 4,318 | 2,831.77 |
| Canada | 447 | 479 | 3,365 | 3,410 | 7,527.44 | 7,118.23 | 71 | 683 | 9,613.37 |
| Latin America | 5,707 | 6,350 | 16,897 | 18,869 | 2,950.71 | 2,971.44 | 919 | 2,166 | 2,357.25 |
| Mexico | 5,170 | 5,575 | 15,081 | 16,446 | 2,916.94 | 2,949.95 | 808 | 1,819 | 2,251.36 |
| S America | 452 | 704 | 1,477 | 2,053 | 3,267.96 | 2,930.22 | 98 | 271 | 2,769.33 |
| Colombia | 159 | 305 | 509 | 990 | 3,189.39 | 3,246.14 | 23 | 81 | 3,539.13 |
| Brazil | 153 | 183 | 371 | 330 | 2,426.70 | 1,801.50 | 44 | 84 | 1,901.18 |
| Argentina | 118 | 109 | 489 | 377 | 4,146.77 | 3,462.03 | 12 | 62 | 5,166.67 |
| W Europe | 448 | 344 | 3,137 | 1,618 | 7,002.90 | 4,702.50 | 8 | 61 | 7,603.38 |
| European Union | 373 | 289 | 2,564 | 1,271 | 6,874.40 | 4,398.73 | 8 | 61 | 7,603.38 |
| France | 91 | 7 | 574 | 34 | 6,309.39 | 4,789.57 | 5 | 17 | 3,344.20 |
| Germany | 121 | 57 | 1,030 | 487 | 8,512.11 | 8,551.26 | 1 | 33 | 33,198.00 |
| Spain, incl Canary Is | 34 | 2 | 408 | 21 | 11,991.68 | 10,400.00 | 0 | 0 | .00 |
| Other W Europe | 75 | 55 | 573 | 346 | 7,641.99 | 6,298.67 | 0 | 0 | .00 |
| Asia | 2,785 | 4,055 | 7,561 | 9,940 | 2,714.79 | 2,451.24 | 370 | 936 | 2,530.98 |
| W Asia (Mideast) | 12 | 22 | 267 | 405 | 22,251.83 | 18,412.73 | 0 | 0 | .00 |
| Japan | 145 | 389 | 1,978 | 2,633 | 13,639.58 | 6,769.67 | 14 | 94 | 6,729.78 |
| China | 2,093 | 2,328 | 4,331 | 4,902 | 2,069.14 | 2,105.63 | 259 | 500 | 1,931.10 |
| Southeast Asia | 22 | 320 | 185 | 618 | 8,431.09 | 1,930.42 | 21 | 150 | 7,197.62 |
| Other East Asia | 513 | 996 | 796 | 1,382 | 1,551.14 | 1,387.14 | 76 | 192 | 2,528.95 |
| Taiwan | 489 | 689 | 571 | 823 | 1,168.43 | 1,194.42 | 20 | 15 | 736.40 |
| Oceania | 489 | 542 | 2,196 | 2,129 | 4,400.47 | 3,928.13 | 42 | 172 | 4,090.09 |
| Australia | 327 | 378 | 1,420 | 1,304 | 4,343.72 | 3,448.69 | 28 | 85 | 3,406.03 |
| New Zealand | 172 | 164 | 775 | 825 | 4,508.36 | 5,039.19 | 14 | 76 | 5,458.21 |
| Africa | 498 | 515 | 1,612 | 1,355 | 3,237.36 | 2,630.22 | 63 | 301 | 4,770.84 |
| Sub-Sahara | 437 | 496 | 1,593 | 1,351 | 3,645.81 | 2,723.90 | 63 | 301 | 4,770.84 |
| Rep S Africa | 437 | 496 | 1,593 | 1,351 | 3,645.81 | 2,723.90 | 63 | 301 | 4,770.84 |
| Developed countries | 1,976 | 2,250 | 12,269 | 11,141 | 6,208.94 | 4,851.69 | 198 | 1,310 | 6,615.86 |
| Developing countries | 6,315 | 7,712 | 18,168 | 21,333 | 2,876.66 | 2,766.19 | 1,016 | 2,508 | 2,468.90 |
| Other countries | 2,163 | 2,380 | 4,480 | 5,059 | 2,071.11 | 2,125.82 | 259 | 500 | 1,931.10 |
| Bull semen(NA): | | | | | | | | | |
| World | -- | -- | 52,085 | 56,654 | (1) | (1) | -- | 5,627 | (1) |
| Canada | -- | -- | 1,761 | 1,986 | (1) | (1) | -- | 209 | (1) |
| Latin America | -- | -- | 11,176 | 12,139 | (1) | (1) | -- | 1,224 | (1) |
| Mexico | -- | -- | 3,796 | 3,275 | (1) | (1) | -- | 412 | (1) |
| Central America | -- | -- | 813 | 714 | (1) | (1) | -- | 77 | (1) |
| S America | -- | -- | 6,438 | 8,085 | (1) | (1) | -- | 725 | (1) |
| Colombia | -- | -- | 602 | 647 | (1) | (1) | -- | 0 | (1) |
| Chile | -- | -- | 1,160 | 1,613 | (1) | (1) | -- | 198 | (1) |
| Brazil | -- | -- | 1,972 | 1,971 | (1) | (1) | -- | 194 | (1) |
| Argentina | -- | -- | 1,601 | 2,645 | (1) | (1) | -- | 233 | (1) |
| W Europe | -- | -- | 25,898 | 27,769 | (1) | (1) | -- | 2,289 | (1) |
| European Union | -- | -- | 22,629 | 24,913 | (1) | (1) | -- | 2,082 | (1) |
| Denmark | -- | -- | 705 | 867 | (1) | (1) | -- | 0 | (1) |
| United Kingdom | -- | -- | 4,764 | 7,005 | (1) | (1) | -- | 789 | (1) |
| Ireland | -- | -- | 856 | 1,125 | (1) | (1) | -- | 117 | (1) |
| Netherlands | -- | -- | 2,089 | 2,083 | (1) | (1) | -- | 25 | (1) |
| Belgium and Luxembourg | -- | -- | 658 | 688 | (1) | (1) | -- | 69 | (1) |
| France | -- | -- | 3,868 | 2,215 | (1) | (1) | -- | 288 | (1) |
| Germany | -- | -- | 3,360 | 4,261 | (1) | (1) | -- | 258 | (1) |
| Spain, incl Canary Is | -- | -- | 2,408 | 1,772 | (1) | (1) | -- | 73 | (1) |
| Italy | -- | -- | 3,501 | 4,153 | (1) | (1) | -- | 452 | (1) |
| Other W Europe | -- | -- | 3,269 | 2,856 | (1) | (1) | -- | 208 | (1) |
| Sweden | -- | -- | 1,291 | 1,250 | (1) | (1) | -- | 23 | (1) |
| Switzerland | -- | -- | 1,526 | 1,243 | (1) | (1) | -- | 85 | (1) |
| E Europe | -- | -- | 1,134 | 1,423 | (1) | (1) | -- | 108 | (1) |

See footnotes at end of table.

Appendix table A-2--U.S. agricultural exports: Quantity, value, and unit value by commodity and country, October-August 1982/83 and 1983/84, and August 1984--continued

| Commodity and country | October-August | | | | | | August 1984 | | |
|---------------------------------------|----------------|------------|-------------------|------------|-----------------|---------|-------------|-------------------|-----------------|
| | Quantity | | Value (1,000 dol) | | Unit value (\$) | | Quantity | Value (1,000 dol) | Unit value (\$) |
| | 1982/83 | 1983/84 | 1982/83 | 1983/84 | 1982/83 | 1983/84 | | | |
| Bull semen(NA): | | | | | | | | | |
| Former Czechoslovakia | -- | -- | 448 | 585 | (1) | (1) | -- | 75 | (1) |
| Hungary | -- | -- | 521 | 719 | (1) | (1) | -- | 11 | (1) |
| Asia | | | | | | | | | |
| W Asia (Mideast) | -- | -- | 5,589 | 5,878 | (1) | (1) | -- | 527 | (1) |
| Saudi Arabia | -- | -- | 1,738 | 1,543 | (1) | (1) | -- | 156 | (1) |
| Japan | -- | -- | 1,041 | 1,212 | (1) | (1) | -- | 145 | (1) |
| Other East Asia | -- | -- | 1,456 | 1,651 | (1) | (1) | -- | 124 | (1) |
| Korea, Rep of | -- | -- | 1,988 | 2,163 | (1) | (1) | -- | 187 | (1) |
| Taiwan | -- | -- | 1,060 | 1,401 | (1) | (1) | -- | 52 | (1) |
| Oceania | -- | -- | 750 | 737 | (1) | (1) | -- | 142 | (1) |
| Australia | -- | -- | 5,090 | 5,706 | (1) | (1) | -- | 1,046 | (1) |
| New Zealand | -- | -- | 3,830 | 3,823 | (1) | (1) | -- | 593 | (1) |
| Africa | | | | | | | | | |
| Sub-Sahara | -- | -- | 1,260 | 1,867 | (1) | (1) | -- | 453 | (1) |
| Rep S Africa | -- | -- | 1,395 | 1,693 | (1) | (1) | -- | 223 | (1) |
| Developed countries | -- | -- | 1,164 | 1,508 | (1) | (1) | -- | 194 | (1) |
| Developing countries | -- | -- | 897 | 1,216 | (1) | (1) | -- | 94 | (1) |
| Misc animal prods - other(NA): | | | | | | | | | |
| World | -- | -- | 35,428 | 38,389 | (1) | (1) | -- | 3,762 | (1) |
| Canada | -- | -- | 16,625 | 18,236 | (1) | (1) | -- | 1,865 | (1) |
| Latin America | | | | | | | | | |
| Mexico | -- | -- | 171,834 | 158,739 | (1) | (1) | -- | 17,445 | (1) |
| S America | -- | -- | 27,019 | 30,423 | (1) | (1) | -- | 2,838 | (1) |
| Brazil | -- | -- | 25,616 | 25,026 | (1) | (1) | -- | 2,530 | (1) |
| W Europe | | | | | | | | | |
| European Union | -- | -- | 19,733 | 15,714 | (1) | (1) | -- | 1,702 | (1) |
| Denmark | -- | -- | 4,725 | 8,071 | (1) | (1) | -- | 736 | (1) |
| United Kingdom | -- | -- | 2,890 | 5,914 | (1) | (1) | -- | 700 | (1) |
| Netherlands | -- | -- | 80,886 | 68,517 | (1) | (1) | -- | 7,820 | (1) |
| Belgium and Luxembourg | -- | -- | 76,207 | 65,843 | (1) | (1) | -- | 7,443 | (1) |
| France | -- | -- | 3,586 | 1,686 | (1) | (1) | -- | 231 | (1) |
| Germany | -- | -- | 26,062 | 24,629 | (1) | (1) | -- | 2,958 | (1) |
| Other W Europe | -- | -- | 3,486 | 2,080 | (1) | (1) | -- | 108 | (1) |
| Austria | -- | -- | 3,996 | 4,260 | (1) | (1) | -- | 290 | (1) |
| Switzerland | -- | -- | 12,269 | 13,643 | (1) | (1) | -- | 1,669 | (1) |
| Asia | | | | | | | | | |
| W Asia (Mideast) | -- | -- | 23,528 | 17,316 | (1) | (1) | -- | 1,875 | (1) |
| Japan | -- | -- | 4,589 | 3,673 | (1) | (1) | -- | 377 | (1) |
| Southeast Asia | -- | -- | 1,756 | 2,351 | (1) | (1) | -- | 181 | (1) |
| Other East Asia | -- | -- | 2,270 | 616 | (1) | (1) | -- | 187 | (1) |
| Korea, Rep of | -- | -- | 28,916 | 27,454 | (1) | (1) | -- | 3,050 | (1) |
| Hong Kong | -- | -- | 1,971 | 823 | (1) | (1) | -- | 69 | (1) |
| Taiwan | -- | -- | 15,622 | 11,777 | (1) | (1) | -- | 829 | (1) |
| Oceania | | | | | | | | | |
| Australia | -- | -- | 764 | 2,435 | (1) | (1) | -- | 757 | (1) |
| Africa | | | | | | | | | |
| Sub-Sahara | -- | -- | 9,874 | 11,908 | (1) | (1) | -- | 1,291 | (1) |
| Senegal | -- | -- | 5,757 | 7,078 | (1) | (1) | -- | 742 | (1) |
| Developed countries | -- | -- | 1,748 | 1,145 | (1) | (1) | -- | 41 | (1) |
| Developing countries | -- | -- | 2,468 | 3,686 | (1) | (1) | -- | 508 | (1) |
| Grains & feeds(MT): | | | | | | | | | |
| World | | | | | | | | | |
| Canada | 95,462,773 | 80,147,666 | 12,866,528 | 12,037,590 | 135.83 | 150.18 | 7,685,359 | 1,042,281 | 135.52 |
| Latin America | 2,120,057 | 1,552,525 | 773,848 | 791,085 | 365.06 | 509.55 | 166,839 | 78,549 | 470.81 |
| Mexico | 13,560,168 | 12,467,469 | 2,016,176 | 2,039,281 | 148.68 | 163.57 | 1,301,906 | 195,220 | 149.65 |
| Central America | 5,896,463 | 5,825,096 | 842,437 | 930,785 | 140.49 | 157.09 | 646,524 | 95,841 | 148.22 |
| Caribbean | 1,590,675 | 1,732,889 | 248,389 | 251,173 | 156.16 | 168.02 | 225,866 | 33,844 | 149.77 |
| S America | 2,022,195 | 1,533,490 | 372,830 | 306,818 | 184.37 | 200.08 | 131,059 | 22,468 | 171.42 |
| Venezuela | 3,950,835 | 3,275,894 | 552,510 | 510,505 | 139.85 | 155.84 | 298,247 | 43,068 | 144.40 |
| W Europe | 1,477,457 | 1,281,636 | 201,530 | 191,184 | 136.40 | 149.17 | 153,427 | 18,550 | 120.90 |
| European Union | 9,864,714 | 9,907,419 | 1,439,894 | 1,457,316 | 145.87 | 147.09 | 849,363 | 119,833 | 141.09 |
| United Kingdom | 9,468,140 | 9,618,524 | 1,339,290 | 1,360,418 | 141.45 | 141.44 | 795,894 | 108,803 | 136.69 |
| Ireland | 832,871 | 843,867 | 180,555 | 179,736 | 216.76 | 212.95 | 112,402 | 17,572 | 155.33 |
| Netherlands | 802,862 | 1,190,582 | 102,131 | 136,510 | 127.21 | 114.66 | 103,236 | 12,132 | 117.51 |
| Belgium and Luxembourg | 2,977,280 | 2,485,813 | 374,432 | 316,511 | 125.76 | 127.33 | 242,626 | 32,514 | 134.01 |
| Spain, incl Canary Is | 325,590 | 341,504 | 53,068 | 66,831 | 162.89 | 195.69 | 48,017 | 5,413 | 133.56 |
| Portugal | 2,118,132 | 2,146,883 | 240,380 | 265,900 | 113.43 | 123.85 | 155,337 | 17,864 | 115.00 |
| Other W Europe | 795,589 | 1,081,870 | 84,351 | 121,910 | 118.44 | 112.68 | 44,051 | 4,986 | 113.16 |
| Finland | 396,574 | 288,895 | 100,704 | 96,888 | 253.93 | 335.41 | 53,369 | 11,030 | 206.67 |
| Malta, Gozo | 35,787 | 27,111 | 10,110 | 8,479 | 282.42 | 312.73 | 854 | 629 | 736.03 |
| E Europe | 73,787 | 30,015 | 8,388 | 4,592 | 113.68 | 152.99 | 9,507 | 1,075 | 113.04 |
| Poland | 1,832,633 | 418,705 | 212,917 | 74,329 | 116.18 | 177.52 | 74,804 | 15,682 | 209.36 |
| Former Soviet Union | 1,151,697 | 57,335 | 123,081 | 9,291 | 106.87 | 162.04 | 352 | 181 | 542.14 |
| Russia | 9,286,884 | 4,573,360 | 1,065,101 | 514,077 | 114.69 | 112.41 | 353,704 | 37,583 | 106.28 |
| Ukraine | 5,679,308 | 3,083,493 | 637,338 | 340,393 | 112.22 | 110.39 | 172 | 307 | 1,782.26 |
| Asia | 1,235,659 | 31,711 | 137,717 | 3,957 | 111.45 | 124.77 | 31 | 49 | 1,578.77 |
| W Asia (Mideast) | 42,750,285 | 39,173,802 | 5,539,809 | 5,685,834 | 129.58 | 145.40 | 3,859,448 | 479,536 | 123.93 |
| Turkey | 6,449,273 | 5,524,034 | 902,533 | 740,890 | 139.84 | 134.14 | 618,814 | 67,226 | 108.64 |
| Cyprus | 418,987 | 167,183 | 73,443 | 22,879 | 175.29 | 136.84 | 0 | 0 | .00 |
| Israel, inc Gaza | 234,616 | 200,842 | 26,804 | 21,430 | 114.25 | 106.65 | 43,309 | 4,221 | 97.46 |
| Jordan | 1,568,369 | 1,419,289 | 184,827 | 174,197 | 117.77 | 122.73 | 167,023 | 13,585 | 81.34 |
| Saudi Arabia | 864,374 | 854,245 | 110,087 | 112,217 | 127.36 | 117.60 | 110,406 | 12,867 | 117.45 |
| Yemen, Rep of | 1,257,628 | 1,355,749 | 222,183 | 228,206 | 176.67 | 168.32 | 218,846 | 26,087 | 119.20 |
| | 916,697 | 918,332 | 122,530 | 104,159 | 133.66 | 113.41 | 77,886 | 9,454 | 121.38 |

See footnotes at end of table.

Appendix table A-2--U.S. agricultural exports: Quantity, value, and unit value by commodity and country, October-August 1992/93 and 1993/94, and August 1994--continued

| Commodity and country | October-August | | | | | | August 1994 | | |
|--------------------------------|----------------|------------|-------------------|-----------|-----------------|---------|-------------|-------------------|-----------------|
| | Quantity | | Value (1,000 dol) | | Unit value (\$) | | Quantity | Value (1,000 dol) | Unit value (\$) |
| | 1992/93 | 1993/94 | 1992/93 | 1993/94 | 1992/93 | 1993/94 | | | |
| Grains & feeds(MT): | | | | | | | | | |
| S Asia | 3,614,387 | 2,800,427 | 485,496 | 331,889 | 134.32 | 118.51 | 165,564 | 21,086 | 127.36 |
| India | 1,074,435 | 200,535 | 156,182 | 56,382 | 145.36 | 281.16 | 11,501 | 3,804 | 330.74 |
| Pakistan | 1,358,198 | 1,257,990 | 179,458 | 121,354 | 132.03 | 96.47 | 178 | 149 | 835.83 |
| Bangladesh | 303,650 | 557,391 | 33,137 | 69,005 | 109.13 | 123.80 | 0 | 0 | .00 |
| Japan | 20,093,899 | 18,630,035 | 2,466,224 | 2,880,424 | 122.73 | 154.61 | 1,747,254 | 225,949 | 129.32 |
| China | 2,146,700 | 2,050,988 | 235,871 | 177,880 | 109.88 | 86.73 | 349,096 | 28,257 | 80.84 |
| Southeast Asia | 2,147,020 | 2,663,279 | 388,283 | 452,811 | 180.85 | 170.02 | 242,314 | 40,956 | 169.02 |
| Philippines | 1,541,568 | 1,968,688 | 237,721 | 272,464 | 154.21 | 138.40 | 185,967 | 24,243 | 130.36 |
| Other East Asia | 8,299,006 | 7,505,039 | 1,061,402 | 1,111,850 | 127.89 | 148.15 | 746,406 | 96,061 | 128.70 |
| Korea, Rep of | 2,372,339 | 1,896,612 | 329,205 | 294,080 | 138.77 | 155.05 | 309,028 | 39,954 | 129.29 |
| Taiwan | 5,758,676 | 5,465,984 | 688,912 | 771,106 | 119.63 | 141.07 | 418,331 | 51,050 | 122.03 |
| Africa | 15,963,132 | 11,966,367 | 1,886,905 | 1,427,791 | 118.20 | 119.32 | 1,058,663 | 112,373 | 106.15 |
| N Africa | 10,055,590 | 8,531,267 | 1,132,005 | 912,030 | 112.57 | 106.90 | 810,402 | 75,038 | 92.59 |
| Morocco | 2,113,057 | 1,064,456 | 245,603 | 128,587 | 116.23 | 120.80 | 20 | 18 | 895.35 |
| Algeria | 2,262,149 | 2,507,208 | 250,845 | 292,889 | 110.89 | 116.82 | 217,317 | 20,660 | 95.07 |
| Egypt | 5,069,159 | 4,409,985 | 568,267 | 433,786 | 112.10 | 98.36 | 543,903 | 50,415 | 92.69 |
| Sub-Sahara | 5,907,542 | 3,435,100 | 754,900 | 515,761 | 127.78 | 150.14 | 248,261 | 37,336 | 150.39 |
| Cameroon | 127,798 | 98,243 | 17,071 | 12,313 | 133.58 | 125.33 | 10,000 | 1,403 | 140.48 |
| Ghana | 176,464 | 232,616 | 27,193 | 38,471 | 154.10 | 165.38 | 4,278 | 670 | 156.72 |
| Togo | 56,003 | 27,589 | 7,324 | 3,559 | 130.78 | 129.01 | 9,913 | 1,040 | 104.91 |
| Nigeria | 1,061,009 | 722,806 | 123,521 | 86,886 | 116.42 | 120.21 | 17,000 | 1,615 | 95.00 |
| Rep S Africa | 2,776,743 | 413,396 | 336,979 | 78,665 | 121.36 | 190.28 | 55,332 | 10,673 | 192.88 |
| Unidentified country | 0 | 0 | 0 | 0 | .00 | .00 | 0 | 0 | .00 |
| Developed countries | 36,480,304 | 31,980,922 | 5,222,833 | 5,408,707 | 143.17 | 169.12 | 2,993,647 | 451,388 | 150.78 |
| Developing countries | 47,527,330 | 41,542,192 | 6,439,343 | 5,936,705 | 113.49 | 142.91 | 3,988,767 | 524,866 | 131.58 |
| Other countries | 11,455,139 | 6,624,552 | 1,304,352 | 692,178 | 113.87 | 104.49 | 702,945 | 66,027 | 93.83 |
| Wheat, unmilled(MT): | | | | | | | | | |
| World | 33,193,480 | 27,946,176 | 4,380,347 | 3,634,198 | 131.96 | 130.04 | 2,828,690 | 333,858 | 118.02 |
| Latin America | 4,161,357 | 3,076,827 | 608,936 | 472,885 | 146.33 | 153.69 | 325,049 | 47,670 | 146.65 |
| Mexico | 637,404 | 664,256 | 94,623 | 87,068 | 148.45 | 131.07 | 87,700 | 11,847 | 135.09 |
| Central America | 771,938 | 812,990 | 120,315 | 133,205 | 155.86 | 163.84 | 84,085 | 13,066 | 155.37 |
| Guatemala | 231,141 | 223,930 | 35,252 | 36,417 | 152.51 | 162.63 | 25,127 | 3,841 | 152.88 |
| Caribbean | 524,080 | 269,692 | 79,405 | 42,181 | 151.51 | 156.40 | 24,320 | 3,465 | 142.47 |
| S America | 2,227,935 | 1,329,889 | 314,593 | 210,431 | 141.20 | 158.23 | 128,934 | 19,292 | 149.63 |
| Venezuela | 802,071 | 587,543 | 120,257 | 103,820 | 149.93 | 176.70 | 61,057 | 9,000 | 147.41 |
| Peru | 308,216 | 347,062 | 43,024 | 50,572 | 139.59 | 145.71 | 9,840 | 1,629 | 165.57 |
| W Europe | 540,056 | 484,405 | 77,048 | 79,000 | 142.67 | 163.09 | 59,076 | 6,700 | 113.42 |
| European Union | 336,230 | 335,748 | 52,099 | 61,281 | 154.95 | 182.52 | 18,070 | 2,666 | 147.55 |
| Netherlands | 0 | 13,248 | 0 | 2,054 | .00 | 155.03 | 0 | 0 | .00 |
| Belgium and Luxembourg | 84,076 | 106,497 | 12,640 | 19,453 | 150.34 | 182.66 | 0 | 0 | .00 |
| Spain, incl Canary Is | 29,767 | 24,648 | 4,000 | 3,370 | 134.38 | 136.74 | 0 | 0 | .00 |
| Other W Europe | 203,826 | 148,657 | 24,949 | 17,719 | 122.40 | 119.19 | 41,005 | 4,034 | 98.38 |
| Finland | 22,452 | 14,618 | 3,257 | 1,888 | 145.07 | 129.16 | 0 | 0 | .00 |
| Malta, Gozo | 22,498 | 29,376 | 2,853 | 3,923 | 126.79 | 133.54 | 9,450 | 985 | 104.26 |
| E Europe | 612,472 | 188,067 | 77,433 | 24,753 | 126.43 | 131.62 | 23,994 | 3,397 | 141.57 |
| Poland | 242,826 | 55,199 | 32,076 | 8,335 | 132.09 | 151.00 | 0 | 0 | .00 |
| Former Soviet Union | 4,243,936 | 1,930,894 | 537,353 | 226,991 | 126.62 | 117.56 | 347,974 | 36,496 | 104.88 |
| Russia | 2,167,238 | 732,595 | 271,450 | 87,965 | 125.25 | 120.07 | 0 | 0 | .00 |
| Ukraine | 402,793 | 0 | 54,000 | 0 | 134.06 | .00 | 0 | 0 | .00 |
| Asia | 14,505,384 | 14,547,502 | 2,005,386 | 1,999,608 | 138.25 | 137.45 | 1,464,646 | 182,898 | 124.88 |
| W Asia (Mideast) | 1,886,306 | 2,107,011 | 247,453 | 256,652 | 131.18 | 121.81 | 155,640 | 17,801 | 115.02 |
| Turkey | 56,460 | 131,700 | 7,519 | 14,288 | 133.18 | 108.49 | 0 | 0 | .00 |
| Israel, incl Gaza | 471,170 | 619,485 | 66,872 | 91,299 | 141.93 | 147.38 | 16,889 | 2,631 | 155.77 |
| Jordan | 432,168 | 602,402 | 59,114 | 76,414 | 136.78 | 126.85 | 110,017 | 12,823 | 116.55 |
| Yemen, Rep of | 569,084 | 505,987 | 69,894 | 48,425 | 122.82 | 95.70 | 28,734 | 2,448 | 85.18 |
| S Asia | 3,390,794 | 2,625,678 | 419,687 | 278,124 | 123.77 | 105.88 | 153,851 | 17,100 | 111.14 |
| India | 886,456 | 27,800 | 99,477 | 3,530 | 112.22 | 126.96 | 0 | 0 | .00 |
| Pakistan | 1,359,073 | 1,257,408 | 179,339 | 120,909 | 131.96 | 96.16 | 0 | 0 | .00 |
| Bangladesh | 303,633 | 557,391 | 33,133 | 69,005 | 109.12 | 123.80 | 0 | 0 | .00 |
| Sri Lanka | 791,632 | 784,079 | 101,050 | 84,680 | 127.65 | 108.00 | 153,851 | 17,100 | 111.14 |
| Japan | 2,967,968 | 3,093,345 | 467,527 | 569,406 | 157.52 | 184.07 | 371,330 | 53,490 | 160.21 |
| China | 2,146,700 | 2,047,045 | 234,871 | 176,044 | 109.47 | 86.00 | 348,805 | 28,141 | 80.68 |
| Southeast Asia | 1,887,458 | 2,361,203 | 286,665 | 330,577 | 151.88 | 140.00 | 205,110 | 26,220 | 127.83 |
| Thailand | 224,198 | 302,913 | 40,925 | 54,136 | 182.54 | 178.72 | 22,000 | 3,830 | 174.11 |
| Philippines | 1,488,433 | 1,923,757 | 217,082 | 253,468 | 145.85 | 131.76 | 182,945 | 22,366 | 122.25 |
| Other East Asia | 2,227,430 | 2,312,220 | 349,183 | 388,805 | 156.76 | 168.15 | 229,910 | 34,046 | 148.08 |
| Korea, Rep of | 1,320,538 | 1,381,684 | 203,170 | 210,585 | 153.85 | 152.41 | 152,523 | 21,405 | 140.34 |
| Taiwan | 784,199 | 826,696 | 126,153 | 159,370 | 160.87 | 192.78 | 62,920 | 10,144 | 161.21 |
| Africa | 9,088,412 | 7,676,643 | 1,067,788 | 824,345 | 117.49 | 107.38 | 606,457 | 56,457 | 93.08 |
| N Africa | 6,690,137 | 5,499,052 | 768,970 | 562,420 | 114.94 | 102.27 | 488,994 | 42,488 | 86.89 |
| Morocco | 1,750,834 | 866,418 | 208,929 | 106,948 | 119.33 | 123.44 | 0 | 0 | .00 |
| Algeria | 1,064,641 | 1,177,846 | 130,751 | 143,629 | 122.81 | 121.94 | 142,113 | 13,179 | 92.74 |
| Tunisia | 366,501 | 482,333 | 43,318 | 49,077 | 118.19 | 101.75 | 49,091 | 3,893 | 79.30 |
| Egypt | 3,508,161 | 2,972,455 | 385,973 | 262,766 | 110.02 | 88.40 | 297,790 | 25,416 | 85.35 |
| Sub-Sahara | 2,398,275 | 2,177,591 | 298,819 | 261,924 | 124.60 | 120.28 | 117,463 | 13,959 | 118.92 |
| Cameroon | 100,082 | 95,665 | 11,284 | 11,621 | 122.75 | 121.48 | 10,000 | 1,405 | 140.48 |
| Ghana | 139,526 | 186,334 | 18,182 | 26,790 | 130.31 | 143.77 | 4,223 | 624 | 147.68 |
| Togo | 53,499 | 24,721 | 6,595 | 2,951 | 123.28 | 119.38 | 9,895 | 1,033 | 104.43 |
| Nigeria | 1,045,971 | 722,726 | 121,618 | 86,532 | 116.27 | 119.73 | 17,000 | 1,615 | 95.00 |
| Rep S Africa | 672,143 | 241,814 | 90,745 | 30,121 | 135.01 | 124.56 | 31,500 | 4,690 | 148.87 |
| Unidentified country | 0 | 0 | 0 | 0 | .00 | .00 | 0 | 0 | .00 |
| Developed countries | 4,692,413 | 4,478,813 | 708,474 | 776,160 | 150.88 | 173.29 | 478,982 | 73,561 | 153.58 |
| Developing countries | 22,090,248 | 19,489,424 | 2,896,268 | 2,455,002 | 131.11 | 125.96 | 1,552,929 | 195,661 | 118.37 |
| Other countries | 6,410,819 | 3,977,939 | 775,605 | 403,035 | 120.98 | 101.32 | 696,778 | 64,636 | 92.76 |

See footnotes at end of table.

Appendix table A-2--U.S. agricultural exports: Quantity, value, and unit value by commodity and country, October-August 1992/93 and 1993/94, and August 1994--continued

| Commodity and country | October-August | | | | | | August 1994 | | |
|---------------------------------------|----------------|-----------|-------------------|---------|-----------------|----------|-------------|-------------------|-----------------|
| | Quantity | | Value (1,000 dol) | | Unit value (\$) | | Quantity | Value (1,000 dol) | Unit value (\$) |
| | 1992/93 | 1993/94 | 1992/93 | 1993/94 | 1992/93 | 1993/94 | | | |
| Wheat flour(MT): | | | | | | | | | |
| World | 1,003,798 | 959,173 | 200,849 | 186,525 | 200.09 | 194.46 | 111,419 | 21,437 | 192.40 |
| Canada | 9,949 | 26,614 | 2,740 | 6,824 | 275.45 | 256.40 | 3,075 | 727 | 236.37 |
| Latin America | 248,251 | 175,091 | 61,712 | 44,830 | 248.59 | 256.04 | 7,079 | 1,819 | 256.94 |
| Mexico | 34,700 | 15,624 | 8,408 | 4,121 | 242.29 | 263.75 | 1,428 | 362 | 253.54 |
| Caribbean | 151,599 | 85,411 | 38,596 | 22,308 | 254.59 | 261.18 | 565 | 208 | 369.00 |
| Haiti | 137,160 | 79,191 | 34,254 | 19,983 | 246.73 | 252.33 | 0 | 0 | .00 |
| S America | 60,873 | 73,121 | 14,433 | 18,136 | 237.11 | 248.03 | 5,083 | 1,244 | 244.70 |
| Peru | 27,922 | 38,058 | 6,898 | 9,408 | 247.05 | 247.21 | 1,914 | 465 | 242.74 |
| Bolivia | 29,219 | 32,271 | 6,475 | 7,836 | 221.61 | 242.83 | 3,110 | 747 | 240.18 |
| E Europe | 39,294 | 142,597 | 8,179 | 34,141 | 208.15 | 239.42 | 40,369 | 9,252 | 229.18 |
| Former Yugoslavia | 20,471 | 142,513 | 4,872 | 34,121 | 238.00 | 239.43 | 40,369 | 9,252 | 229.18 |
| Albania | 18,788 | 0 | 3,295 | 0 | 175.38 | .00 | 0 | 0 | .00 |
| Former Soviet Union | 42,441 | 9,727 | 6,992 | 2,402 | 164.74 | 246.91 | 794 | 199 | 250.20 |
| Russia | 37,406 | 3,251 | 6,081 | 724 | 162.56 | 222.66 | 0 | 0 | .00 |
| Asia | 288,744 | 365,765 | 50,606 | 55,917 | 175.26 | 152.88 | 50,706 | 7,400 | 145.95 |
| W Asia (Mideast) | 255,412 | 345,615 | 42,219 | 47,899 | 165.30 | 138.59 | 49,215 | 7,030 | 142.83 |
| Yemen, Rep of | 250,918 | 342,927 | 41,076 | 47,198 | 163.70 | 137.63 | 49,152 | 7,006 | 142.54 |
| S Asia | 28,267 | 0 | 6,539 | 0 | 231.34 | .00 | 0 | 0 | .00 |
| Sri Lanka | 28,267 | 0 | 6,539 | 0 | 231.34 | .00 | 0 | 0 | .00 |
| Japan | 2,513 | 19,188 | 1,232 | 7,743 | 490.40 | 403.54 | 1,391 | 345 | 247.89 |
| Africa | 370,487 | 229,243 | 69,188 | 39,629 | 186.75 | 172.87 | 8,221 | 1,680 | 204.38 |
| N Africa | 299,828 | 166,996 | 55,883 | 26,705 | 186.38 | 160.49 | 0 | 0 | .00 |
| Egypt | 299,828 | 166,996 | 55,883 | 26,705 | 186.38 | 160.49 | 0 | 0 | .00 |
| Sub-Sahara | 70,659 | 62,847 | 13,305 | 12,924 | 188.29 | 205.64 | 8,221 | 1,680 | 204.38 |
| Cameroon | 21,950 | 0 | 5,114 | 0 | 233.00 | .00 | 0 | 0 | .00 |
| Somalia | 6,418 | 17,947 | 1,577 | 3,244 | 245.74 | 186.99 | 0 | 0 | .00 |
| Former Ethiopia | 26,085 | 9,364 | 3,578 | 1,749 | 137.15 | 186.77 | 700 | 112 | 159.38 |
| Kenya | 84 | 17,534 | 20 | 4,291 | 235.51 | 244.74 | 192 | 36 | 189.89 |
| Developed countries | 19,221 | 55,711 | 5,655 | 16,918 | 294.21 | 303.67 | 5,431 | 1,340 | 246.73 |
| Developing countries | 842,136 | 893,735 | 188,203 | 167,206 | 199.76 | 187.09 | 105,184 | 19,899 | 189.16 |
| Other countries | 42,441 | 9,727 | 6,992 | 2,402 | 164.74 | 246.91 | 794 | 199 | 250.20 |
| Bulgur wheat(MT): | | | | | | | | | |
| World | 12,377 | 13,880 | 2,440 | 2,872 | 197.13 | 205.91 | 753 | 161 | 214.12 |
| Canada | 107 | 3,366 | 21 | 573 | 198.00 | 170.37 | 0 | 0 | .00 |
| Latin America | 11,509 | 9,866 | 2,243 | 2,155 | 194.89 | 218.47 | 753 | 161 | 214.12 |
| Mexico | 640 | 564 | 46 | 88 | 71.28 | 156.85 | 99 | 16 | 170.26 |
| Caribbean | 7,316 | 3,156 | 1,449 | 689 | 198.05 | 218.30 | 0 | 0 | .00 |
| Haiti | 7,275 | 3,135 | 1,442 | 675 | 198.20 | 215.40 | 0 | 0 | .00 |
| S America | 3,553 | 6,146 | 748 | 1,378 | 210.66 | 224.22 | 660 | 145 | 220.31 |
| Peru | 3,553 | 4,231 | 748 | 956 | 210.66 | 226.07 | 0 | 0 | .00 |
| Bolivia | 0 | 1,915 | 0 | 422 | .00 | 220.14 | 660 | 145 | 220.31 |
| W Europe | 196 | 0 | 53 | 0 | 272.93 | .00 | 0 | 0 | .00 |
| Other W Europe | 62 | 0 | 31 | 0 | 493.68 | .00 | 0 | 0 | .00 |
| Sweden | 38 | 0 | 27 | 0 | 697.63 | .00 | 0 | 0 | .00 |
| Asia | 145 | 0 | 29 | 0 | 201.65 | .00 | 0 | 0 | .00 |
| Africa | 420 | 648 | 93 | 143 | 221.22 | 220.71 | 0 | 0 | .00 |
| Sub-Sahara | 420 | 648 | 93 | 143 | 221.22 | 220.71 | 0 | 0 | .00 |
| Ghana | 420 | 648 | 93 | 143 | 221.22 | 220.71 | 0 | 0 | .00 |
| Developed countries | 303 | 3,366 | 75 | 573 | 246.47 | 170.37 | 0 | 0 | .00 |
| Developing countries | 12,074 | 10,514 | 2,365 | 2,299 | 195.89 | 218.61 | 753 | 161 | 214.12 |
| Other wheat prods(MT): | | | | | | | | | |
| World | 37,993 | 38,415 | 35,029 | 39,589 | 921.98 | 1,030.56 | 4,595 | 4,753 | 1,034.28 |
| Canada | 22,043 | 22,608 | 22,476 | 24,968 | 1,019.63 | 1,104.38 | 2,179 | 2,559 | 1,174.57 |
| Latin America | 7,131 | 4,150 | 5,151 | 4,723 | 722.38 | 1,138.06 | 472 | 578 | 1,223.77 |
| Mexico | 4,657 | 2,975 | 2,814 | 2,580 | 604.34 | 1,086.17 | 375 | 439 | 1,171.50 |
| Central America | 338 | 446 | 418 | 604 | 1,236.99 | 1,354.61 | 19 | 32 | 1,670.37 |
| Panama | 305 | 313 | 377 | 452 | 1,237.50 | 1,442.66 | 16 | 26 | 1,594.38 |
| Caribbean | 1,351 | 818 | 1,093 | 810 | 808.88 | 990.25 | 30 | 45 | 1,491.07 |
| S America | 785 | 511 | 826 | 729 | 1,052.19 | 1,426.80 | 48 | 62 | 1,288.33 |
| Brazil | 243 | 260 | 462 | 339 | 1,303.91 | 1,303.91 | 40 | 32 | 807.40 |
| W Europe | 1,242 | 695 | 1,029 | 924 | 828.70 | 1,454.67 | 180 | 203 | 1,126.72 |
| European Union | 1,191 | 626 | 959 | 910 | 804.95 | 1,454.19 | 180 | 203 | 1,126.72 |
| Former Soviet Union | 520 | 435 | 1,464 | 580 | 2,816.34 | 1,333.59 | 1 | 3 | 2,718.00 |
| Russia | 36 | 344 | 48 | 433 | 1,340.00 | 1,259.06 | 1 | 3 | 2,718.00 |
| Asia | 6,310 | 10,123 | 4,188 | 7,737 | 663.66 | 764.30 | 1,722 | 1,369 | 794.89 |
| W Asia (Mideast) | 251 | 419 | 441 | 539 | 1,758.78 | 1,525.33 | 72 | 109 | 1,510.86 |
| Japan | 5,529 | 8,001 | 3,283 | 6,230 | 583.86 | 692.14 | 1,497 | 965 | 644.70 |
| Other East Asia | 199 | 319 | 192 | 559 | 965.70 | 1,752.93 | 128 | 283 | 2,209.58 |
| Oceania | 272 | 383 | 367 | 496 | 1,347.84 | 1,286.25 | 34 | 35 | 1,035.50 |
| Developed countries | 29,037 | 32,456 | 27,175 | 32,467 | 935.88 | 1,000.04 | 3,859 | 3,733 | 967.39 |
| Developing countries | 8,436 | 5,442 | 6,389 | 6,466 | 757.38 | 1,188.14 | 735 | 1,017 | 1,383.22 |
| Other countries | 520 | 517 | 1,464 | 666 | 2,816.34 | 1,287.67 | 1 | 3 | 2,718.00 |
| Rice-paddy, milled, parb.(MT): | | | | | | | | | |
| World | 2,447,080 | 2,257,009 | 700,820 | 836,225 | 286.39 | 370.50 | 144,447 | 42,135 | 291.70 |
| Canada | 133,651 | 129,724 | 49,339 | 54,911 | 369.16 | 423.29 | 11,718 | 4,782 | 408.92 |
| Latin America | 613,114 | 501,765 | 150,997 | 149,733 | 246.28 | 298.41 | 52,649 | 13,217 | 251.03 |
| Mexico | 227,207 | 208,569 | 49,162 | 56,285 | 216.38 | 269.86 | 28,530 | 5,431 | 230.80 |
| Central America | 90,364 | 90,108 | 19,255 | 25,530 | 213.08 | 283.33 | 16,169 | 3,434 | 212.41 |
| Nicaragua | 26,879 | 6,756 | 7,279 | 2,485 | 269.81 | 367.88 | 2,500 | 825 | 330.13 |
| Costa Rica | 18,351 | 59,948 | 2,390 | 16,651 | 130.22 | 277.75 | 10,217 | 1,594 | 156.00 |
| Caribbean | 236,554 | 146,353 | 68,790 | 47,680 | 290.80 | 325.78 | 4,824 | 2,008 | 416.21 |
| Jamaica | 39,342 | 53,756 | 7,758 | 13,137 | 197.21 | 244.38 | 0 | 0 | .00 |
| Haiti | 198,011 | 49,705 | 39,759 | 15,561 | 294.49 | 313.06 | 0 | 0 | .00 |

See footnotes at end of table.

Appendix table A-2--U.S. agricultural exports: Quantity, value, and unit value by commodity and country, October-August 1992/93 and 1993/94, and August 1994--continued

| Commodity and country | October-August | | | | | | August 1994 | | |
|--------------------------------|----------------|------------|-------------------|-----------|-----------------|---------|-------------|-------------------|-----------------|
| | Quantity | | Value (1,000 dol) | | Unit value (\$) | | Quantity | Value (1,000 dol) | Unit value (\$) |
| | 1992/93 | 1993/94 | 1992/93 | 1993/94 | 1992/93 | 1993/94 | | | |
| Rice-paddy, milled, parb.(MT): | | | | | | | | | |
| Trinidad-Tobago | 27,636 | 14,765 | 7,782 | 5,206 | 281.59 | 352.58 | 3,724 | 1,341 | 360.01 |
| S America | 58,989 | 56,735 | 13,790 | 20,238 | 233.76 | 356.71 | 8,126 | 2,344 | 288.41 |
| Peru | 53,670 | 45,399 | 11,821 | 17,957 | 220.25 | 395.54 | 7,934 | 2,242 | 282.57 |
| W Europe | 446,369 | 366,202 | 116,639 | 124,376 | 261.30 | 339.64 | 30,486 | 9,474 | 310.78 |
| European Union | 349,600 | 268,505 | 84,380 | 87,242 | 241.36 | 324.92 | 20,482 | 5,696 | 278.11 |
| United Kingdom | 66,383 | 74,472 | 17,883 | 26,094 | 269.39 | 350.38 | 1,091 | 615 | 564.00 |
| Netherlands | 111,428 | 85,397 | 23,658 | 22,827 | 212.32 | 267.31 | 15,126 | 3,493 | 230.96 |
| Belgium and Luxembourg | 45,334 | 51,312 | 14,143 | 18,095 | 311.98 | 352.65 | 3,229 | 1,245 | 385.69 |
| Germany | 63,976 | 41,580 | 17,123 | 14,089 | 267.64 | 338.84 | 823 | 220 | 267.89 |
| Other W Europe | 96,769 | 87,697 | 32,259 | 37,134 | 333.36 | 380.09 | 10,004 | 3,778 | 377.66 |
| Sweden | 13,860 | 16,456 | 7,547 | 7,614 | 544.53 | 462.67 | 1,563 | 768 | 491.08 |
| Switzerland | 57,798 | 62,498 | 14,481 | 20,064 | 250.55 | 321.04 | 6,606 | 1,770 | 267.88 |
| E Europe | 59,771 | 17,569 | 15,165 | 4,648 | 253.71 | 264.57 | 9,832 | 2,565 | 260.88 |
| Former Soviet Union | 118,418 | 11,126 | 27,459 | 4,397 | 231.88 | 395.19 | 14 | 17 | 1,208.57 |
| Russia | 74,798 | 6,416 | 17,401 | 2,714 | 232.54 | 423.07 | 14 | 17 | 1,208.57 |
| Asia | 628,341 | 809,732 | 221,916 | 373,331 | 353.18 | 461.05 | 6,338 | 3,171 | 500.30 |
| W Asia (Mideast) | 605,279 | 281,017 | 214,343 | 118,989 | 354.12 | 423.42 | 5,401 | 2,693 | 498.59 |
| Turkey | 156,148 | 35,053 | 45,815 | 8,338 | 293.41 | 237.86 | 0 | 0 | .00 |
| Iran | 148,182 | 60,371 | 44,056 | 20,209 | 297.31 | 334.75 | 0 | 0 | .00 |
| Jordan | 32,855 | 1,564 | 9,964 | 526 | 303.27 | 336.16 | 360 | 135 | 375.64 |
| Saudi Arabia | 215,780 | 162,494 | 101,107 | 82,815 | 468.56 | 509.65 | 4,512 | 2,117 | 469.12 |
| Japan | 1,427 | 518,577 | 1,374 | 249,481 | 962.60 | 481.09 | 46 | 51 | 1,103.09 |
| Africa | 432,960 | 408,409 | 112,840 | 119,076 | 260.62 | 281.56 | 32,933 | 8,728 | 265.02 |
| Sub-Sahara | 415,798 | 398,465 | 108,232 | 114,815 | 260.30 | 288.14 | 32,845 | 8,663 | 263.75 |
| Senegal | 91,483 | 90,072 | 18,750 | 17,085 | 204.96 | 189.68 | 0 | 0 | .00 |
| Guinea | 5,562 | 42,704 | 1,689 | 10,757 | 303.66 | 251.90 | 691 | 185 | 267.26 |
| Ivory Coast | 83,312 | 34,203 | 21,416 | 8,307 | 257.06 | 242.89 | 44 | 16 | 354.18 |
| Ghana | 24,509 | 38,919 | 6,550 | 9,585 | 267.25 | 246.28 | 26 | 12 | 458.38 |
| Liberia | 31,834 | 56,902 | 7,452 | 21,461 | 234.09 | 377.16 | 5,104 | 1,442 | 282.52 |
| Somalia | 27,493 | 2,301 | 7,190 | 846 | 261.52 | 367.58 | 0 | 0 | .00 |
| Rep S Africa | 121,373 | 110,245 | 36,242 | 39,693 | 298.60 | 360.04 | 21,168 | 5,469 | 258.36 |
| Developed countries | 739,282 | 1,136,357 | 212,047 | 472,157 | 286.83 | 415.50 | 63,602 | 19,937 | 313.46 |
| Developing countries | 1,589,349 | 1,109,497 | 461,299 | 359,656 | 290.24 | 324.16 | 80,831 | 22,182 | 274.42 |
| Other countries | 118,449 | 11,155 | 27,474 | 4,413 | 231.95 | 395.59 | 14 | 17 | 1,208.57 |
| Feed grains & prods(MT): | | | | | | | | | |
| World | 46,688,747 | 36,790,816 | 4,824,848 | 4,367,304 | 103.34 | 118.71 | 3,483,694 | 367,268 | 105.42 |
| Canada | 1,238,064 | 666,145 | 134,391 | 88,984 | 108.55 | 133.58 | 85,838 | 10,346 | 120.53 |
| Latin America | 7,528,189 | 7,822,464 | 825,758 | 979,236 | 109.69 | 125.18 | 841,030 | 97,072 | 115.42 |
| Mexico | 4,480,025 | 4,492,589 | 487,692 | 565,780 | 108.86 | 125.94 | 483,132 | 58,183 | 120.43 |
| Central America | 636,837 | 763,953 | 72,875 | 97,753 | 114.43 | 127.96 | 119,052 | 13,672 | 114.84 |
| Costa Rica | 314,640 | 355,756 | 34,506 | 44,221 | 109.67 | 124.30 | 36,539 | 3,776 | 103.35 |
| Caribbean | 940,536 | 878,834 | 103,932 | 109,150 | 110.50 | 124.20 | 88,940 | 9,437 | 106.10 |
| Dominican Republic | 579,985 | 593,286 | 63,263 | 72,929 | 109.08 | 122.92 | 59,909 | 7,332 | 104.87 |
| S America | 1,470,791 | 1,687,088 | 161,259 | 206,553 | 109.64 | 122.43 | 149,906 | 15,780 | 105.26 |
| Colombia | 354,325 | 615,954 | 37,641 | 72,547 | 106.23 | 117.78 | 49,830 | 5,055 | 101.44 |
| Venezuela | 667,942 | 685,221 | 75,174 | 83,072 | 112.54 | 121.23 | 82,237 | 9,369 | 101.57 |
| W Europe | 1,656,554 | 1,971,038 | 185,727 | 247,181 | 112.12 | 125.41 | 122,031 | 12,659 | 103.74 |
| European Union | 1,600,870 | 1,968,524 | 179,487 | 246,440 | 112.12 | 125.19 | 121,900 | 12,613 | 103.47 |
| Belgium and Luxembourg | 164,267 | 150,659 | 16,354 | 16,606 | 99.56 | 110.22 | 33,001 | 3,372 | 102.16 |
| Spain, incl Canary Is | 1,244,242 | 1,285,898 | 122,517 | 155,583 | 98.47 | 120.99 | 80,443 | 7,797 | 95.92 |
| Portugal | 306 | 434,509 | 30 | 49,607 | 99.28 | 114.17 | 0 | 0 | .00 |
| E Europe | 1,113,591 | 64,871 | 107,396 | 6,770 | 86.44 | 104.36 | 14 | 47 | 3,369.57 |
| Poland | 894,757 | 0 | 86,882 | 0 | 97.10 | .00 | 0 | 0 | .00 |
| Former Soviet Union | 4,874,366 | 2,615,488 | 483,578 | 271,472 | 99.21 | 103.78 | 4,700 | 540 | 114.98 |
| Russia | 3,395,652 | 2,337,475 | 337,216 | 242,218 | 99.31 | 103.62 | 5 | 3 | 698.60 |
| Ukraine | 817,927 | 30,580 | 79,474 | 2,985 | 97.16 | 97.62 | 0 | 0 | .00 |
| Asia | 24,315,896 | 20,198,366 | 2,475,703 | 2,373,120 | 101.81 | 117.49 | 2,050,184 | 206,286 | 100.62 |
| W Asia (Mideast) | 3,622,490 | 2,700,926 | 358,007 | 276,991 | 98.83 | 102.55 | 406,452 | 37,110 | 91.30 |
| Cyprus | 137,926 | 159,655 | 14,096 | 15,380 | 102.20 | 96.33 | 43,236 | 4,119 | 95.26 |
| Israel, inc Gaza | 1,010,003 | 720,000 | 96,122 | 63,889 | 95.17 | 88.73 | 149,529 | 10,435 | 69.79 |
| Jordan | 398,605 | 349,381 | 40,628 | 34,807 | 101.92 | 99.62 | 18 | 3 | 142.89 |
| Saudi Arabia | 1,026,820 | 1,183,105 | 103,593 | 129,972 | 100.89 | 109.86 | 213,121 | 22,417 | 105.19 |
| Japan | 14,816,256 | 12,507,387 | 1,491,466 | 1,481,685 | 100.66 | 118.46 | 1,148,915 | 117,840 | 102.56 |
| Other East Asia | 5,853,730 | 4,969,412 | 619,507 | 606,474 | 105.83 | 122.04 | 482,331 | 50,597 | 102.77 |
| Korea, Rep of | 890,401 | 477,426 | 103,544 | 55,035 | 104.55 | 115.27 | 152,892 | 15,655 | 102.39 |
| Taiwan | 4,858,787 | 4,488,717 | 515,133 | 549,784 | 106.02 | 122.56 | 338,522 | 34,746 | 102.64 |
| Africa | 5,937,116 | 3,431,804 | 607,339 | 395,316 | 102.29 | 115.19 | 373,690 | 39,349 | 105.30 |
| N Africa | 3,015,080 | 2,854,415 | 298,977 | 317,156 | 99.16 | 111.11 | 321,075 | 32,304 | 100.61 |
| Morocco | 328,985 | 197,210 | 33,451 | 21,003 | 101.68 | 106.50 | 0 | 0 | .00 |
| Algeria | 1,180,704 | 1,319,743 | 115,772 | 145,274 | 98.05 | 110.08 | 75,202 | 7,476 | 99.41 |
| Egypt | 1,260,823 | 1,270,520 | 125,906 | 143,624 | 99.86 | 113.04 | 245,873 | 24,828 | 100.88 |
| Sub-Sahara | 2,822,036 | 577,389 | 308,363 | 78,160 | 105.53 | 135.37 | 52,615 | 7,045 | 133.80 |
| Rep S Africa | 1,980,736 | 15,088 | 207,332 | 3,745 | 104.67 | 248.21 | 99 | 63 | 640.86 |
| Unidentified country | 0 | 0 | 0 | 0 | .00 | .00 | 0 | 0 | .00 |
| Developed countries | 20,723,201 | 15,887,097 | 2,119,418 | 1,890,168 | 102.37 | 118.90 | 1,512,526 | 152,294 | 100.69 |
| Developing countries | 21,091,100 | 18,277,762 | 2,221,788 | 2,205,582 | 105.34 | 120.67 | 1,866,249 | 214,397 | 109.04 |
| Other countries | 4,874,446 | 2,615,857 | 483,632 | 271,554 | 99.22 | 103.81 | 4,919 | 577 | 117.26 |
| Feed grains(MT): | | | | | | | | | |
| World | 46,155,568 | 36,242,972 | 4,674,572 | 4,206,880 | 101.28 | 116.07 | 3,437,658 | 353,285 | 102.77 |
| Canada | 1,135,281 | 545,539 | 109,950 | 58,590 | 95.86 | 107.40 | 75,420 | 7,476 | 89.12 |
| Latin America | 7,246,641 | 7,553,907 | 753,026 | 907,007 | 103.91 | 120.07 | 818,325 | 80,357 | 110.42 |
| Mexico | 4,263,828 | 4,283,518 | 437,660 | 515,365 | 102.64 | 120.55 | 466,503 | 53,996 | 115.75 |
| Central America | 626,167 | 748,347 | 68,013 | 80,970 | 108.62 | 121.56 | 117,292 | 12,782 | 108.98 |

See footnotes at end of table.

Appendix table A-2--U.S. agricultural exports: Quantity, value, and unit value by commodity and country, October-August 1992/93 and 1993/94, and August 1994--continued

| Commodity and country | October-August | | | | | | August 1994 | | |
|-------------------------|----------------|------------|-------------------|-----------|-----------------|---------|-------------|-------------------|-----------------|
| | Quantity | | Value (1,000 dol) | | Unit value (\$) | | Quantity | Value (1,000 dol) | Unit value (\$) |
| | 1992/93 | 1993/94 | 1992/93 | 1993/94 | 1992/93 | 1993/94 | | | |
| Feed grains(MT): | | | | | | | | | |
| Costa Rica | 312,890 | 353,789 | 33,668 | 43,126 | 107.60 | 121.90 | 36,377 | 3,667 | 100.80 |
| Caribbean | 906,637 | 852,116 | 93,730 | 100,449 | 103.38 | 117.88 | 85,514 | 8,303 | 97.10 |
| Dominican Republic | 557,406 | 578,348 | 56,890 | 66,798 | 102.06 | 118.95 | 67,141 | 6,497 | 96.76 |
| S America | 1,450,009 | 1,669,926 | 153,623 | 199,222 | 105.95 | 119.30 | 149,016 | 15,275 | 102.50 |
| Colombia | 352,798 | 613,903 | 36,634 | 71,169 | 103.84 | 115.93 | 49,779 | 4,999 | 100.41 |
| Venezuela | 661,585 | 683,874 | 73,197 | 82,424 | 110.64 | 120.52 | 92,237 | 9,369 | 101.57 |
| W Europe | 1,582,374 | 1,916,084 | 157,410 | 227,145 | 99.48 | 118.55 | 121,186 | 12,244 | 101.04 |
| European Union | 1,529,971 | 1,915,324 | 152,268 | 227,090 | 99.52 | 118.56 | 121,186 | 12,244 | 101.04 |
| Belgium and Luxembourg | 163,318 | 150,582 | 15,784 | 16,472 | 96.64 | 109.39 | 32,996 | 3,365 | 101.98 |
| Spain, incl Canary Is | 1,243,847 | 1,285,806 | 122,349 | 155,485 | 98.36 | 120.92 | 80,443 | 7,797 | 96.92 |
| Portugal | 306 | 434,480 | 30 | 49,598 | 99.28 | 114.15 | 0 | 0 | .00 |
| E Europe | 1,112,972 | 64,724 | 107,270 | 6,607 | 96.38 | 102.08 | 0 | 0 | .00 |
| Poland | 894,757 | 0 | 86,882 | 0 | 97.10 | .00 | 0 | 0 | .00 |
| Former Soviet Union | 4,874,359 | 2,615,447 | 483,566 | 271,446 | 99.21 | 103.78 | 4,695 | 537 | 114.36 |
| Russia | 3,395,645 | 2,337,434 | 337,203 | 242,193 | 99.30 | 103.81 | 0 | 0 | .00 |
| Ukraine | 817,927 | 30,580 | 79,474 | 2,985 | 97.16 | 97.62 | 0 | 0 | .00 |
| Asia | 24,272,695 | 20,150,544 | 2,459,728 | 2,353,123 | 101.34 | 116.78 | 2,044,219 | 204,295 | 99.94 |
| W Asia (Mideast) | 3,620,535 | 2,698,172 | 357,157 | 275,561 | 98.65 | 102.13 | 405,706 | 36,768 | 90.63 |
| Cyprus | 137,926 | 159,638 | 14,096 | 15,373 | 102.20 | 96.30 | 43,236 | 4,119 | 95.26 |
| Israel, inc Gaza | 1,008,587 | 718,126 | 95,503 | 62,698 | 94.69 | 87.31 | 149,331 | 10,229 | 68.50 |
| Jordan | 398,605 | 349,391 | 40,628 | 34,807 | 101.92 | 99.62 | 18 | 3 | 142.89 |
| Saudi Arabia | 1,026,660 | 1,183,068 | 103,512 | 129,943 | 100.82 | 109.83 | 213,121 | 22,417 | 105.19 |
| Japan | 14,790,181 | 12,484,327 | 1,489,431 | 1,474,738 | 100.30 | 118.13 | 1,146,435 | 117,274 | 102.29 |
| Other East Asia | 5,847,655 | 4,961,776 | 616,847 | 601,888 | 105.49 | 121.30 | 491,400 | 50,186 | 102.13 |
| Korea, Rep of | 986,880 | 473,999 | 102,105 | 52,808 | 103.46 | 111.41 | 152,657 | 15,510 | 101.60 |
| Taiwan | 4,856,764 | 4,482,983 | 514,304 | 548,562 | 105.89 | 122.36 | 337,962 | 34,589 | 102.35 |
| Africa | 5,910,109 | 3,381,072 | 601,093 | 381,009 | 101.70 | 112.69 | 368,223 | 37,837 | 102.76 |
| N Africa | 3,014,709 | 2,854,393 | 298,817 | 317,120 | 99.12 | 111.10 | 321,059 | 32,282 | 100.55 |
| Morocco | 328,985 | 187,210 | 33,451 | 21,003 | 101.68 | 106.50 | 0 | 0 | .00 |
| Algeria | 1,180,704 | 1,319,743 | 115,772 | 145,274 | 98.05 | 110.08 | 75,202 | 7,475 | 99.41 |
| Egypt | 1,260,452 | 1,270,498 | 125,746 | 143,588 | 99.76 | 113.02 | 245,857 | 24,806 | 100.89 |
| Sub-Saharan | 2,895,400 | 526,679 | 302,276 | 63,889 | 104.40 | 121.30 | 47,164 | 5,556 | 117.79 |
| Rep S Africa | 1,979,235 | 11,935 | 206,583 | 1,672 | 104.38 | 140.09 | 0 | 0 | .00 |
| Unidentified country | 0 | 0 | 0 | 0 | .00 | .00 | 0 | 0 | .00 |
| Developed countries | 20,513,526 | 15,688,547 | 2,054,890 | 1,826,290 | 100.17 | 116.41 | 1,497,872 | 147,749 | 98.64 |
| Developing countries | 20,767,683 | 17,938,978 | 2,136,116 | 2,109,144 | 102.86 | 117.57 | 1,935,091 | 205,000 | 105.94 |
| Other countries | 4,874,359 | 2,615,447 | 483,566 | 271,446 | 99.21 | 103.78 | 4,695 | 537 | 114.36 |
| Barley(MT): | | | | | | | | | |
| World | 1,551,735 | 1,450,622 | 162,391 | 137,476 | 104.65 | 94.77 | 150,986 | 12,450 | 82.45 |
| Latin America | 73,508 | 74,724 | 11,471 | 15,001 | 156.04 | 240.90 | 12,930 | 3,136 | 242.51 |
| Mexico | 69,763 | 58,977 | 10,832 | 14,236 | 155.27 | 241.39 | 12,930 | 3,136 | 242.51 |
| Caribbean | 1,273 | 9,220 | 298 | 2,505 | 234.20 | 271.71 | 0 | 0 | .00 |
| Dominican Republic | 0 | 9,205 | 0 | 2,498 | .00 | 271.48 | 0 | 0 | .00 |
| W Europe | 12,257 | 10,192 | 3,107 | 1,400 | 253.53 | 137.40 | 156 | 46 | 294.54 |
| European Union | 12,257 | 10,192 | 3,107 | 1,400 | 253.53 | 137.40 | 156 | 46 | 294.54 |
| United Kingdom | 6,805 | 10,036 | 2,370 | 1,354 | 348.26 | 134.96 | 0 | 0 | .00 |
| E Europe | 0 | 17,138 | 0 | 1,714 | .00 | 100.04 | 0 | 0 | .00 |
| Former Yugoslavia | 0 | 17,138 | 0 | 1,714 | .00 | 100.04 | 0 | 0 | .00 |
| Former Soviet Union | 202,886 | 0 | 20,201 | 0 | 99.52 | .00 | 0 | 0 | .00 |
| Russia | 202,886 | 0 | 20,201 | 0 | 99.52 | .00 | 0 | 0 | .00 |
| Asia | 1,059,213 | 1,057,140 | 107,293 | 89,162 | 101.29 | 84.34 | 137,896 | 9,264 | 67.18 |
| W Asia (Mideast) | 953,374 | 1,054,730 | 94,975 | 88,526 | 99.62 | 83.83 | 137,896 | 9,264 | 67.18 |
| Cyprus | 119,027 | 122,363 | 12,301 | 11,759 | 103.34 | 96.10 | 24,859 | 2,375 | 95.53 |
| Israel, inc Gaza | 910,702 | 390,846 | 28,117 | 25,952 | 90.49 | 66.42 | 113,037 | 6,889 | 60.94 |
| Jordan | 200,661 | 200,680 | 21,371 | 18,317 | 106.50 | 91.27 | 0 | 0 | .00 |
| Saudi Arabia | 322,884 | 340,841 | 33,186 | 32,488 | 102.75 | 95.32 | 0 | 0 | .00 |
| Japan | 98,660 | 330 | 10,842 | 138 | 109.90 | 418.18 | 0 | 0 | .00 |
| Africa | 201,001 | 291,403 | 19,702 | 27,191 | 98.02 | 93.31 | 0 | 0 | .00 |
| N Africa | 201,001 | 291,403 | 19,702 | 27,191 | 98.02 | 93.31 | 0 | 0 | .00 |
| Morocco | 96,151 | 0 | 9,621 | 0 | 100.06 | .00 | 0 | 0 | .00 |
| Algeria | 104,850 | 291,403 | 10,081 | 27,191 | 96.15 | 93.31 | 0 | 0 | .00 |
| Unidentified country | 0 | 0 | 0 | 0 | .00 | .00 | 0 | 0 | .00 |
| Developed countries | 424,389 | 401,393 | 42,684 | 27,508 | 100.58 | 68.53 | 113,207 | 6,939 | 61.30 |
| Developing countries | 924,360 | 1,049,229 | 99,506 | 109,968 | 107.65 | 104.81 | 37,789 | 5,511 | 145.82 |
| Other countries | 202,886 | 0 | 20,201 | 0 | 99.52 | .00 | 0 | 0 | .00 |
| Corn(MT): | | | | | | | | | |
| World | 38,243,685 | 30,127,182 | 3,875,314 | 3,521,684 | 101.33 | 116.89 | 2,881,151 | 298,205 | 103.50 |
| Canada | 1,129,042 | 543,258 | 108,834 | 58,271 | 96.48 | 107.26 | 75,248 | 7,451 | 99.02 |
| Latin America | 3,260,881 | 4,673,224 | 344,295 | 557,332 | 105.58 | 119.26 | 587,311 | 63,464 | 108.06 |
| Mexico | 357,879 | 1,429,438 | 39,908 | 172,551 | 111.51 | 120.71 | 235,619 | 27,119 | 115.10 |
| Central America | 619,703 | 746,031 | 66,875 | 90,316 | 107.91 | 121.06 | 117,282 | 12,782 | 108.68 |
| Costa Rica | 312,870 | 353,763 | 33,662 | 43,123 | 107.59 | 121.90 | 36,377 | 3,667 | 100.80 |
| Caribbean | 866,386 | 837,688 | 88,615 | 97,036 | 102.28 | 115.84 | 85,384 | 8,287 | 97.06 |
| Dominican Republic | 556,777 | 567,998 | 56,718 | 65,995 | 101.87 | 116.19 | 67,011 | 6,481 | 96.71 |
| S America | 1,416,913 | 1,660,067 | 148,886 | 197,429 | 105.08 | 118.93 | 149,016 | 15,275 | 102.50 |
| Colombia | 345,116 | 610,682 | 34,666 | 70,451 | 100.45 | 115.36 | 49,779 | 4,999 | 100.41 |
| Venezuela | 647,874 | 680,100 | 71,633 | 81,665 | 110.57 | 120.08 | 92,237 | 9,369 | 101.57 |
| W Europe | 1,379,933 | 1,733,945 | 135,783 | 205,000 | 98.40 | 118.23 | 121,030 | 12,199 | 100.79 |
| European Union | 1,327,530 | 1,733,185 | 130,641 | 204,935 | 98.41 | 118.24 | 121,030 | 12,199 | 100.79 |
| Belgium and Luxembourg | 163,254 | 150,582 | 15,777 | 16,472 | 96.64 | 109.39 | 32,996 | 3,365 | 101.98 |
| Spain, incl Canary Is | 1,049,718 | 1,116,352 | 103,251 | 134,990 | 98.36 | 120.92 | 80,443 | 7,797 | 96.92 |
| Portugal | 306 | 434,480 | 30 | 49,598 | 99.28 | 114.15 | 0 | 0 | .00 |
| E Europe | 1,102,843 | 47,586 | 106,282 | 4,893 | 96.37 | 102.82 | 0 | 0 | .00 |

See footnotes at end of table.

Appendix table A-2--U.S. agricultural exports: Quantity, value, and unit value by commodity and country, October-August 1992/93 and 1993/94, and August 1994--continued

| Commodity and country | October-August | | | | | | August 1994 | | |
|------------------------------|----------------|------------|-------------------|-----------|-----------------|---------|-------------|-------------------|-----------------|
| | Quantity | | Value (1,000 dol) | | Unit value (\$) | | Quantity | Value (1,000 dol) | Unit value (\$) |
| | 1992/93 | 1993/94 | 1992/93 | 1993/94 | 1992/93 | 1993/94 | | | |
| Corn(MT): | | | | | | | | | |
| Poland | 884,629 | 0 | 85,899 | 0 | 97.10 | 0.00 | 0 | 0 | 0.00 |
| Former Soviet Union | 4,671,373 | 2,615,447 | 463,366 | 271,446 | 99.19 | 103.78 | 4,695 | 537 | 114.36 |
| Russia | 3,192,659 | 2,337,434 | 317,002 | 242,193 | 99.29 | 103.61 | 0 | 0 | .00 |
| Ukraine | 817,927 | 30,580 | 79,474 | 2,985 | 97.16 | 97.62 | 0 | 0 | .00 |
| Asia | 21,115,613 | 17,547,161 | 2,148,145 | 2,085,470 | 101.73 | 118.85 | 1,720,204 | 176,308 | 102.49 |
| W Asia (Mideast) | 2,334,742 | 1,567,755 | 230,236 | 178,136 | 98.61 | 113.62 | 267,810 | 27,504 | 102.70 |
| Iran | 443,786 | 116,622 | 43,459 | 12,842 | 97.93 | 110.11 | 0 | 0 | .00 |
| Israel, inc Gaza | 497,676 | 261,016 | 48,056 | 28,971 | 96.56 | 110.99 | 36,294 | 3,340 | 92.02 |
| Saudi Arabia | 703,648 | 832,804 | 70,323 | 96,320 | 99.94 | 115.66 | 113,121 | 22,417 | 105.19 |
| Japan | 12,926,708 | 11,014,157 | 1,300,338 | 1,305,094 | 100.59 | 118.49 | 960,345 | 98,555 | 102.62 |
| Other East Asia | 5,846,568 | 4,960,466 | 616,705 | 601,733 | 105.48 | 121.30 | 491,371 | 50,182 | 102.13 |
| Korea, Rep of | 886,541 | 473,897 | 102,043 | 52,796 | 103.43 | 111.41 | 152,657 | 15,510 | 101.60 |
| Taiwan | 4,856,171 | 4,482,491 | 514,241 | 548,503 | 105.89 | 122.36 | 337,962 | 34,589 | 102.35 |
| Africa | 5,562,863 | 2,950,906 | 565,990 | 337,321 | 101.74 | 114.31 | 367,073 | 37,707 | 102.72 |
| N Africa | 2,813,708 | 2,562,990 | 279,115 | 289,930 | 99.20 | 113.12 | 321,059 | 32,282 | 100.55 |
| Algeria | 1,075,854 | 1,028,340 | 105,691 | 118,089 | 98.24 | 114.83 | 75,202 | 7,476 | 99.41 |
| Egypt | 1,260,452 | 1,270,498 | 125,746 | 143,588 | 99.76 | 113.02 | 245,857 | 24,806 | 100.89 |
| Sub-Sahara | 2,749,155 | 387,916 | 285,875 | 47,391 | 104.35 | 122.17 | 46,014 | 5,426 | 117.91 |
| Rep S Africa | 1,923,049 | 11,935 | 200,332 | 1,672 | 104.17 | 140.09 | 0 | 0 | .00 |
| Unidentified country | 0 | 0 | 0 | 0 | .00 | .00 | 0 | 0 | .00 |
| Developed countries | 17,874,276 | 13,576,847 | 1,795,446 | 1,600,454 | 100.45 | 117.88 | 1,198,417 | 122,069 | 101.86 |
| Developing countries | 15,698,036 | 13,934,888 | 1,616,502 | 1,649,783 | 102.97 | 118.39 | 1,678,039 | 175,598 | 104.64 |
| Other countries | 4,671,373 | 2,615,447 | 463,366 | 271,446 | 88.19 | 103.78 | 4,695 | 537 | 114.36 |
| Grain sorghums(MT): | | | | | | | | | |
| World | 6,282,076 | 4,645,409 | 625,106 | 544,490 | 99.51 | 117.21 | 405,195 | 42,593 | 105.12 |
| Latin America | 3,838,819 | 2,788,196 | 386,095 | 328,701 | 100.58 | 117.89 | 217,839 | 23,727 | 108.92 |
| Mexico | 3,813,194 | 2,785,761 | 383,449 | 328,316 | 100.56 | 117.85 | 217,819 | 23,724 | 108.91 |
| W Europe | 190,184 | 171,947 | 18,520 | 20,745 | 97.38 | 120.65 | 0 | 0 | .00 |
| European Union | 190,184 | 171,947 | 18,520 | 20,745 | 97.38 | 120.65 | 0 | 0 | .00 |
| Spain, incl Canary Is | 188,893 | 169,454 | 18,391 | 20,496 | 97.36 | 120.95 | 0 | 0 | .00 |
| Asia | 2,095,188 | 1,544,941 | 203,930 | 178,317 | 97.33 | 115.42 | 186,090 | 18,719 | 100.59 |
| W Asia (Mideast) | 332,391 | 75,687 | 31,943 | 8,900 | 96.10 | 117.59 | 0 | 0 | .00 |
| Turkey | 132,182 | 0 | 12,612 | 0 | 85.41 | .00 | 0 | 0 | .00 |
| Israel, inc Gaza | 200,209 | 66,264 | 19,331 | 7,765 | 96.55 | 117.18 | 0 | 0 | .00 |
| Japan | 1,762,499 | 1,469,254 | 171,957 | 169,417 | 97.56 | 115.31 | 186,090 | 18,719 | 100.59 |
| Africa | 146,168 | 138,763 | 15,378 | 16,498 | 105.21 | 118.89 | 1,150 | 130 | 112.96 |
| Sub-Sahara | 146,168 | 138,763 | 15,378 | 16,498 | 105.21 | 118.89 | 1,150 | 130 | 112.96 |
| Sudan | 4,287 | 43,516 | 514 | 5,474 | 119.83 | 125.78 | 1,150 | 130 | 112.96 |
| Developed countries | 2,210,573 | 1,709,027 | 216,254 | 198,156 | 97.82 | 115.95 | 186,206 | 18,736 | 100.62 |
| Developing countries | 4,071,403 | 2,936,382 | 408,852 | 346,334 | 100.42 | 117.94 | 218,989 | 23,857 | 108.94 |
| Oats(MT): | | | | | | | | | |
| World | 77,623 | 19,052 | 11,719 | 3,169 | 150.87 | 166.22 | 316 | 38 | 119.63 |
| Canada | 1,784 | 635 | 207 | 72 | 116.24 | 113.82 | 42 | 4 | 89.36 |
| Latin America | 73,115 | 17,488 | 11,139 | 2,950 | 152.35 | 168.71 | 245 | 31 | 124.66 |
| Mexico | 22,667 | 9,057 | 3,445 | 1,240 | 151.98 | 136.73 | 135 | 17 | 128.58 |
| Central America | 6,156 | 1,126 | 1,044 | 313 | 169.59 | 277.57 | 0 | 0 | .00 |
| Guatemala | 5,710 | 921 | 950 | 288 | 166.41 | 312.57 | 0 | 0 | .00 |
| Caribbean | 35,499 | 2,825 | 4,428 | 522 | 124.73 | 186.93 | 110 | 13 | 119.84 |
| Bahamas | 34,186 | 1,546 | 4,110 | 185 | 120.23 | 119.89 | 0 | 0 | .00 |
| Dominican Republic | 629 | 1,125 | 171 | 301 | 272.07 | 267.13 | 110 | 13 | 119.84 |
| S America | 8,793 | 4,470 | 2,222 | 870 | 252.75 | 194.66 | 0 | 0 | .00 |
| Colombia | 7,682 | 3,169 | 1,958 | 713 | 256.17 | 224.96 | 0 | 0 | .00 |
| Venezuela | 1,111 | 1,301 | 255 | 157 | 229.09 | 120.85 | 0 | 0 | .00 |
| Asia | 2,647 | 939 | 350 | 145 | 132.25 | 155.24 | 29 | 4 | 120.93 |
| Japan | 2,280 | 223 | 283 | 60 | 124.08 | 268.80 | 0 | 0 | .00 |
| Other East Asia | 250 | 716 | 53 | 85 | 212.35 | 119.87 | 29 | 4 | 120.93 |
| Hong Kong | 115 | 716 | 14 | 86 | 119.59 | 119.87 | 29 | 4 | 120.93 |
| Developed countries | 4,064 | 858 | 490 | 132 | 120.64 | 154.10 | 42 | 4 | 89.36 |
| Developing countries | 73,559 | 18,204 | 11,229 | 3,036 | 152.65 | 166.79 | 274 | 34 | 124.27 |
| Rye(MT): | | | | | | | | | |
| World | 449 | 697 | 42 | 62 | 92.81 | 88.79 | 0 | 0 | .00 |
| Canada | 90 | 59 | 6 | 11 | 62.69 | 184.00 | 0 | 0 | .00 |
| Latin America | 325 | 275 | 26 | 22 | 80.09 | 80.11 | 0 | 0 | .00 |
| Mexico | 325 | 275 | 26 | 22 | 80.09 | 80.11 | 0 | 0 | .00 |
| Asia | 34 | 363 | 10 | 29 | 294.12 | 79.89 | 0 | 0 | .00 |
| Japan | 34 | 363 | 10 | 29 | 294.12 | 79.89 | 0 | 0 | .00 |
| Developed countries | 124 | 422 | 16 | 40 | 126.14 | 94.44 | 0 | 0 | .00 |
| Developing countries | 325 | 275 | 26 | 22 | 80.09 | 80.11 | 0 | 0 | .00 |
| Feed grain prods(MT): | | | | | | | | | |
| World | 533,179 | 547,844 | 150,275 | 160,424 | 281.85 | 292.83 | 46,036 | 13,983 | 303.73 |
| Canada | 102,783 | 120,606 | 24,431 | 30,394 | 237.69 | 252.01 | 10,418 | 2,871 | 275.54 |
| Latin America | 281,548 | 268,557 | 72,732 | 72,229 | 258.33 | 268.95 | 22,705 | 6,716 | 295.77 |
| Mexico | 216,197 | 209,071 | 50,032 | 49,415 | 231.42 | 236.95 | 16,629 | 4,187 | 251.79 |
| Central America | 10,670 | 15,606 | 4,852 | 6,783 | 455.69 | 434.63 | 1,760 | 890 | 505.74 |
| Guatemala | 2,220 | 4,234 | 956 | 1,988 | 430.71 | 469.44 | 144 | 81 | 564.88 |
| Honduras | 4,814 | 6,857 | 1,786 | 2,101 | 370.92 | 306.41 | 584 | 158 | 270.49 |
| Caribbean | 33,899 | 26,718 | 10,202 | 8,701 | 300.95 | 325.64 | 3,426 | 1,134 | 330.87 |
| Dominican Republic | 22,579 | 14,938 | 6,374 | 4,131 | 282.28 | 276.54 | 2,768 | 835 | 301.55 |
| S America | 20,782 | 17,162 | 7,537 | 7,331 | 367.46 | 427.16 | 880 | 505 | 567.20 |
| Venezuela | 6,357 | 1,347 | 1,977 | 648 | 311.04 | 481.27 | 0 | 0 | .00 |
| Peru | 6,238 | 5,994 | 1,570 | 1,695 | 251.61 | 282.83 | 700 | 225 | 321.14 |
| W Europe | 74,180 | 54,954 | 28,316 | 20,036 | 381.72 | 364.60 | 845 | 415 | 490.96 |
| European Union | 70,899 | 53,200 | 27,219 | 19,360 | 389.91 | 363.91 | 714 | 368 | 515.99 |

See footnotes at end of table.

Appendix table A-2--U.S. agricultural exports: Quantity, value, and unit value by commodity and country, October-August 1992/93 and 1993/94, and August 1994--continued

| Commodity and country | October-August | | | | | | August 1994 | | |
|--------------------------------|----------------|---------|-------------------|---------|-----------------|----------|-------------|-------------------|-----------------|
| | Quantity | | Value (1,000 dol) | | Unit value (\$) | | Quantity | Value (1,000 dol) | Unit value (\$) |
| | 1992/93 | 1993/94 | 1992/93 | 1993/94 | 1992/93 | 1993/94 | | | |
| Feed grain prods(MT): | | | | | | | | | |
| United Kingdom | 53,411 | 38,871 | 19,555 | 13,271 | 366.12 | 341.41 | 339 | 145 | 427.06 |
| Netherlands | 5,660 | 11,735 | 2,191 | 4,502 | 387.13 | 383.61 | 207 | 112 | 542.94 |
| France | 7,099 | 708 | 2,531 | 268 | 356.50 | 377.98 | 79 | 27 | 338.43 |
| Germany | 3,126 | 1,357 | 1,985 | 770 | 635.01 | 567.47 | 56 | 33 | 590.59 |
| Asia | 43,201 | 47,822 | 15,875 | 19,997 | 369.79 | 418.15 | 5,965 | 1,991 | 333.84 |
| Japan | 26,075 | 23,060 | 8,035 | 6,947 | 308.15 | 301.25 | 2,480 | 565 | 227.89 |
| Southeast Asia | 5,351 | 13,102 | 3,209 | 6,391 | 599.73 | 487.80 | 1,557 | 604 | 388.16 |
| Malaysia | 1,897 | 2,530 | 1,309 | 1,969 | 712.81 | 778.33 | 177 | 127 | 715.20 |
| Philippines | 1,391 | 6,253 | 585 | 2,311 | 420.53 | 369.55 | 490 | 190 | 387.98 |
| Other East Asia | 6,075 | 7,636 | 2,660 | 4,586 | 437.90 | 600.61 | 931 | 411 | 441.98 |
| Korea, Rep of | 3,521 | 3,427 | 1,439 | 2,228 | 408.57 | 650.03 | 235 | 145 | 616.89 |
| Oceania | 3,834 | 4,985 | 2,434 | 3,272 | 634.95 | 656.46 | 617 | 428 | 694.20 |
| Australia | 2,614 | 3,592 | 1,657 | 2,414 | 637.66 | 671.92 | 426 | 330 | 774.90 |
| Africa | 27,007 | 50,732 | 6,247 | 14,307 | 231.30 | 282.01 | 5,467 | 1,511 | 276.43 |
| Sub-Saharan | 26,636 | 50,710 | 6,087 | 14,271 | 228.52 | 281.42 | 5,451 | 1,490 | 273.25 |
| Burkina (Upper Volta) | 8,952 | 10,543 | 1,765 | 2,469 | 197.21 | 234.18 | 0 | 0 | .00 |
| Burundi | 0 | 7,136 | 0 | 2,017 | .00 | 282.62 | 0 | 0 | .00 |
| Rep S Africa | 1,501 | 3,153 | 749 | 2,073 | 498.99 | 657.47 | 99 | 63 | 640.86 |
| Lesotho | 2,381 | 10,594 | 446 | 2,640 | 187.14 | 249.21 | 865 | 230 | 265.78 |
| Developed countries | 209,675 | 208,550 | 64,528 | 63,878 | 307.75 | 306.30 | 14,654 | 4,545 | 310.18 |
| Developing countries | 323,417 | 338,784 | 85,682 | 96,438 | 264.93 | 284.66 | 31,158 | 9,397 | 301.60 |
| Popcorn(MT): | | | | | | | | | |
| World | 118,757 | 111,954 | 68,104 | 64,305 | 573.48 | 574.39 | 7,921 | 4,430 | 559.28 |
| Canada | 14,378 | 13,263 | 7,088 | 5,842 | 492.94 | 448.03 | 994 | 433 | 435.93 |
| Latin America | 30,035 | 27,066 | 15,599 | 12,200 | 519.35 | 450.74 | 1,855 | 821 | 442.74 |
| Mexico | 11,562 | 12,180 | 7,619 | 5,126 | 658.97 | 420.83 | 606 | 229 | 378.17 |
| Central America | 2,074 | 1,861 | 1,186 | 1,105 | 576.71 | 593.67 | 225 | 186 | 826.46 |
| S America | 15,225 | 12,129 | 6,261 | 5,453 | 411.22 | 448.54 | 923 | 352 | 381.42 |
| Colombia | 6,006 | 6,099 | 1,969 | 2,865 | 327.82 | 469.71 | 299 | 96 | 320.90 |
| Venezuela | 2,002 | 1,011 | 897 | 404 | 447.91 | 399.78 | 21 | 8 | 361.90 |
| Peru | 3,355 | 3,086 | 1,465 | 1,131 | 436.74 | 366.50 | 236 | 77 | 325.68 |
| Brazil | 2,941 | 1,097 | 1,272 | 680 | 432.40 | 619.47 | 169 | 94 | 557.65 |
| W Europe | 45,863 | 46,827 | 30,766 | 32,145 | 655.11 | 686.46 | 2,854 | 2,011 | 704.76 |
| European Union | 35,141 | 34,899 | 19,856 | 20,008 | 565.04 | 573.32 | 2,207 | 1,277 | 578.80 |
| Denmark | 2,327 | 2,485 | 2,217 | 2,521 | 952.65 | 1,014.32 | 182 | 184 | 1,010.85 |
| United Kingdom | 5,087 | 5,638 | 3,307 | 3,361 | 650.03 | 596.09 | 392 | 224 | 571.37 |
| Netherlands | 2,523 | 3,547 | 1,368 | 1,835 | 542.39 | 517.36 | 308 | 155 | 504.83 |
| France | 1,746 | 1,419 | 906 | 710 | 519.14 | 500.39 | 106 | 54 | 513.26 |
| Germany | 12,069 | 9,093 | 6,052 | 4,725 | 501.48 | 519.67 | 561 | 296 | 527.29 |
| Spain, incl Canary Is | 5,046 | 6,928 | 3,071 | 3,740 | 608.52 | 539.77 | 399 | 244 | 612.40 |
| Italy | 2,774 | 3,440 | 1,267 | 2,054 | 456.88 | 597.00 | 165 | 78 | 473.85 |
| Other W Europe | 11,822 | 11,928 | 10,910 | 12,137 | 922.86 | 1,017.49 | 647 | 734 | 1,134.41 |
| Iceland | 598 | 436 | 698 | 562 | 1,166.58 | 1,287.85 | 17 | 13 | 772.53 |
| Sweden | 5,304 | 5,861 | 5,170 | 6,045 | 874.71 | 1,031.35 | 351 | 368 | 1,047.52 |
| Norway | 1,107 | 927 | 1,260 | 1,377 | 1,138.51 | 1,485.52 | 84 | 124 | 1,476.14 |
| Finland | 1,861 | 1,411 | 1,679 | 1,553 | 901.96 | 1,100.36 | 75 | 86 | 1,144.92 |
| Austria | 1,450 | 1,616 | 1,046 | 1,578 | 720.42 | 976.20 | 102 | 135 | 1,321.11 |
| Switzerland | 1,225 | 1,558 | 843 | 946 | 688.18 | 607.01 | 18 | 9 | 474.22 |
| E Europe | 4,093 | 2,999 | 2,008 | 1,417 | 490.71 | 472.45 | 534 | 250 | 467.51 |
| Poland | 2,874 | 993 | 1,448 | 472 | 486.80 | 475.16 | 239 | 124 | 516.85 |
| Former Soviet Union | 2,839 | 692 | 1,541 | 392 | 542.65 | 568.42 | 74 | 27 | 368.72 |
| Russia | 2,159 | 654 | 1,160 | 386 | 537.40 | 589.58 | 36 | 21 | 580.69 |
| Asia | 17,864 | 17,327 | 9,766 | 10,492 | 546.67 | 605.52 | 1,077 | 676 | 627.69 |
| W Asia (Mideast) | 5,467 | 3,448 | 3,068 | 1,936 | 561.13 | 561.62 | 218 | 136 | 621.75 |
| Saudi Arabia | 2,057 | 1,177 | 1,514 | 739 | 736.20 | 627.57 | 117 | 77 | 659.08 |
| United Arab Emir | 1,498 | 863 | 732 | 422 | 488.34 | 489.50 | 81 | 35 | 426.02 |
| Japan | 5,774 | 4,437 | 2,572 | 2,229 | 445.50 | 502.41 | 280 | 113 | 405.15 |
| Southeast Asia | 3,066 | 3,629 | 1,466 | 1,911 | 478.09 | 526.71 | 318 | 210 | 661.53 |
| Other East Asia | 3,525 | 5,797 | 2,643 | 4,405 | 749.93 | 759.83 | 259 | 214 | 825.42 |
| Korea, Rep of | 2,170 | 3,100 | 1,581 | 2,726 | 728.65 | 734.68 | 156 | 122 | 783.77 |
| Taiwan | 1,166 | 1,438 | 776 | 1,183 | 665.27 | 822.52 | 70 | 59 | 842.81 |
| Africa | 2,530 | 3,752 | 1,282 | 1,705 | 506.67 | 454.41 | 533 | 211 | 396.18 |
| Sub-Saharan | 2,053 | 2,938 | 1,127 | 1,325 | 549.06 | 450.89 | 432 | 167 | 387.62 |
| Rep S Africa | 498 | 1,605 | 476 | 752 | 955.86 | 468.55 | 242 | 85 | 352.84 |
| Developed countries | 67,777 | 66,298 | 41,060 | 41,192 | 605.82 | 621.31 | 4,372 | 2,648 | 605.60 |
| Developing countries | 48,108 | 44,950 | 25,487 | 22,714 | 529.78 | 505.33 | 3,475 | 1,755 | 505.08 |
| Other countries | 2,871 | 706 | 1,557 | 399 | 542.28 | 565.30 | 74 | 27 | 368.72 |
| Blended food prods(MT): | | | | | | | | | |
| World | 269,801 | 238,692 | 84,651 | 80,712 | 313.75 | 338.14 | 22,329 | 7,472 | 334.63 |
| Latin America | 58,188 | 21,847 | 16,666 | 8,089 | 286.42 | 370.26 | 1,272 | 528 | 414.85 |
| Mexico | 17,808 | 1,454 | 3,737 | 353 | 209.86 | 243.05 | 104 | 20 | 187.75 |
| Central America | 10,634 | 5,974 | 3,611 | 2,120 | 339.58 | 354.82 | 804 | 282 | 350.17 |
| Guatemala | 5,555 | 4,853 | 1,651 | 1,689 | 339.22 | 348.10 | 804 | 282 | 350.17 |
| Nicaragua | 3,390 | 0 | 1,120 | 0 | 328.44 | .00 | 0 | 0 | .00 |
| Caribbean | 7,882 | 3,279 | 2,541 | 1,818 | 322.35 | 554.38 | 114 | 142 | 1,243.63 |
| Haiti | 6,861 | 2,672 | 2,076 | 900 | 302.59 | 336.78 | 0 | 0 | .00 |
| S America | 21,864 | 11,140 | 6,777 | 3,798 | 309.97 | 340.94 | 250 | 85 | 339.42 |
| Peru | 13,558 | 11,087 | 4,364 | 3,745 | 321.87 | 337.77 | 250 | 85 | 339.42 |
| Bolivia | 8,083 | 0 | 2,349 | 0 | 290.57 | .00 | 0 | 0 | .00 |
| Asia | 169,557 | 143,939 | 53,384 | 47,922 | 314.84 | 332.93 | 13,006 | 4,244 | 326.34 |
| S Asia | 158,690 | 128,415 | 50,128 | 42,775 | 313.91 | 333.10 | 11,404 | 3,673 | 322.11 |
| India | 153,134 | 128,415 | 48,485 | 42,775 | 316.62 | 333.10 | 11,404 | 3,673 | 322.11 |
| Sri Lanka | 5,116 | 0 | 1,457 | 0 | 238.15 | .00 | 0 | 0 | .00 |

See footnotes at end of table.

Appendix table A-2--U.S. agricultural exports: Quantity, value, and unit value by commodity and country, October-August 1992/93 and 1993/94, and August 1994--continued

| Commodity and country | October-August | | | | | | August 1994 | | |
|---|----------------|------------|-------------------|-----------|-----------------|----------|-------------|-------------------|-----------------|
| | Quantity | | Value (1,000 dol) | | Unit value (\$) | | Quantity | Value (1,000 dol) | Unit value (\$) |
| | 1992/93 | 1993/94 | 1992/93 | 1993/94 | 1992/93 | 1993/94 | | | |
| Blended food prods(MT): | | | | | | | | | |
| Southeast Asia | 8,198 | 14,422 | 2,652 | 4,722 | 323.45 | 327.43 | 1,595 | 563 | 353.29 |
| Philippines | 7,579 | 13,977 | 2,426 | 4,565 | 320.12 | 326.61 | 1,595 | 563 | 353.29 |
| Africa | 36,095 | 71,980 | 13,116 | 24,356 | 344.30 | 338.37 | 8,024 | 2,658 | 331.26 |
| Sub-Sahara | 36,095 | 71,980 | 13,116 | 24,356 | 344.30 | 338.37 | 8,024 | 2,658 | 331.26 |
| Sudan | 166 | 3,125 | 54 | 1,269 | 324.05 | 406.18 | 0 | 0 | .00 |
| Sierra Leone | 2,700 | 2,955 | 912 | 1,039 | 337.62 | 351.48 | 338 | 116 | 342.18 |
| Benin | 1,133 | 3,778 | 415 | 1,360 | 365.91 | 359.99 | 350 | 125 | 357.40 |
| Angola | 0 | 4,868 | 0 | 1,775 | .00 | 357.34 | 0 | 0 | .00 |
| Liberia | 3,060 | 5,226 | 1,055 | 1,817 | 344.70 | 347.72 | 1,118 | 379 | 339.35 |
| Burundi | 0 | 3,978 | 0 | 1,358 | .00 | 341.47 | 2,477 | 845 | 341.20 |
| Former Ethiopia | 4,264 | 15,108 | 1,426 | 5,161 | 334.35 | 341.60 | 2,381 | 752 | 315.67 |
| Djibouti | 0 | 5,857 | 0 | 1,063 | .00 | 181.45 | 0 | 0 | .00 |
| Uganda | 9 | 6,200 | 3 | 2,021 | 362.22 | 325.94 | 0 | 0 | .00 |
| Kenya | 15,033 | 9,524 | 5,120 | 3,394 | 340.58 | 356.39 | 1,190 | 383 | 321.76 |
| Madagascar | 3,220 | 4,062 | 1,149 | 1,502 | 356.88 | 369.79 | 170 | 58 | 342.44 |
| Developed countries | 2,279 | 1,048 | 855 | 380 | 375.07 | 362.31 | 27 | 42 | 1,555.37 |
| Developing countries | 267,507 | 237,644 | 83,773 | 80,332 | 313.16 | 338.04 | 22,302 | 7,430 | 333.16 |
| Other grain prods(MT): | | | | | | | | | |
| World | 1,080,571 | 1,172,102 | 699,818 | 767,013 | 647.64 | 654.39 | 135,865 | 77,187 | 568.11 |
| Canada | 232,057 | 254,151 | 294,030 | 327,589 | 1,267.06 | 1,288.95 | 26,780 | 34,196 | 1,276.92 |
| Latin America | 194,584 | 150,348 | 145,246 | 157,814 | 746.44 | 1,049.66 | 10,328 | 14,868 | 1,439.58 |
| Mexico | 86,797 | 80,445 | 69,560 | 78,237 | 801.40 | 972.55 | 6,151 | 6,895 | 1,111.13 |
| Central America | 16,349 | 12,680 | 12,168 | 12,483 | 744.27 | 984.45 | 885 | 1,396 | 1,577.74 |
| Caribbean | 39,451 | 35,751 | 46,756 | 50,428 | 1,185.16 | 1,410.54 | 2,035 | 4,483 | 2,202.86 |
| Bermuda | 8,034 | 8,340 | 18,812 | 18,005 | 2,082.32 | 2,158.86 | 759 | 1,633 | 2,151.13 |
| Neth Antilles | 2,679 | 3,722 | 6,026 | 9,039 | 2,249.43 | 2,426.83 | 300 | 832 | 2,774.22 |
| S America | 51,987 | 21,472 | 16,763 | 16,656 | 322.44 | 776.18 | 1,257 | 2,154 | 1,713.88 |
| W Europe | 451,377 | 471,105 | 121,105 | 95,915 | 268.30 | 203.59 | 57,278 | 10,482 | 182.99 |
| European Union | 446,576 | 465,755 | 113,743 | 88,151 | 254.70 | 189.26 | 56,898 | 9,710 | 170.65 |
| United Kingdom | 60,342 | 62,397 | 31,725 | 23,860 | 525.76 | 382.39 | 9,404 | 2,616 | 278.22 |
| Ireland | 151,829 | 179,831 | 22,251 | 23,183 | 146.55 | 128.92 | 20,849 | 2,592 | 124.33 |
| Netherlands | 47,403 | 7,207 | 11,682 | 4,575 | 246.43 | 634.79 | 883 | 819 | 927.39 |
| France | 11,106 | 7,307 | 18,081 | 3,271 | 1,628.07 | 447.69 | 175 | 262 | 1,495.45 |
| Spain, incl Canary Is | 60,414 | 45,936 | 7,924 | 5,901 | 131.16 | 128.46 | 12,081 | 1,386 | 114.69 |
| Portugal | 82,638 | 83,550 | 11,277 | 10,545 | 136.46 | 126.22 | 8,612 | 1,073 | 124.56 |
| Other W Europe | 4,801 | 5,350 | 7,362 | 7,764 | 1,593.45 | 1,451.18 | 380 | 772 | 2,030.71 |
| Asia | 134,313 | 184,076 | 114,313 | 150,737 | 851.09 | 818.87 | 12,180 | 13,523 | 1,110.26 |
| W Asia (Mideast) | 13,286 | 23,786 | 24,087 | 24,446 | 1,812.96 | 1,027.73 | 1,313 | 2,055 | 1,565.38 |
| Saudi Arabia | 8,246 | 7,750 | 14,621 | 13,842 | 1,773.05 | 1,786.07 | 852 | 1,324 | 1,391.08 |
| S Asia | 25,672 | 42,717 | 6,513 | 9,426 | 253.71 | 220.65 | 41 | 101 | 2,462.07 |
| India | 25,466 | 42,641 | 6,205 | 9,363 | 243.64 | 219.58 | 18 | 62 | 3,430.55 |
| Japan | 61,097 | 93,893 | 45,185 | 70,808 | 739.57 | 754.13 | 8,330 | 6,211 | 745.56 |
| Southeast Asia | 23,214 | 8,343 | 20,156 | 16,088 | 868.27 | 1,828.37 | 1,314 | 2,607 | 1,983.89 |
| Singapore | 3,290 | 3,118 | 8,022 | 8,064 | 2,438.40 | 2,586.16 | 552 | 1,301 | 2,356.50 |
| Philippines | 14,720 | 2,514 | 8,793 | 4,546 | 597.33 | 1,808.33 | 439 | 847 | 1,929.31 |
| Other East Asia | 10,938 | 15,073 | 18,264 | 29,753 | 1,669.82 | 1,973.94 | 1,140 | 2,520 | 2,210.91 |
| Korea, Rep of | 3,141 | 4,589 | 6,604 | 11,569 | 2,102.59 | 2,521.09 | 284 | 860 | 3,028.40 |
| Hong Kong | 4,361 | 7,711 | 7,533 | 12,682 | 1,727.38 | 1,644.61 | 584 | 970 | 1,661.71 |
| Oceania | 4,851 | 5,262 | 6,749 | 7,692 | 1,391.32 | 1,461.87 | 470 | 678 | 1,442.05 |
| Africa | 59,345 | 103,179 | 10,916 | 18,899 | 183.95 | 183.17 | 28,693 | 3,092 | 107.77 |
| Sub-Sahara | 59,153 | 102,853 | 10,545 | 18,465 | 178.26 | 179.53 | 28,549 | 2,955 | 103.49 |
| Developed countries | 751,062 | 840,348 | 469,352 | 505,723 | 624.92 | 601.80 | 95,157 | 51,935 | 545.78 |
| Developing countries | 325,603 | 327,713 | 223,809 | 253,684 | 687.37 | 774.10 | 40,444 | 24,851 | 614.47 |
| Feeds & fodders, ex oilcake(MT): | | | | | | | | | |
| World | 10,610,169 | 10,619,449 | 1,969,621 | 2,058,847 | 185.63 | 193.88 | 945,646 | 183,580 | 194.13 |
| Canada | 443,526 | 401,954 | 260,085 | 275,940 | 586.40 | 686.49 | 36,068 | 25,445 | 705.48 |
| Latin America | 707,810 | 678,045 | 183,867 | 207,617 | 259.77 | 306.20 | 61,419 | 13,486 | 300.99 |
| Mexico | 495,663 | 447,040 | 118,776 | 131,147 | 239.63 | 293.37 | 43,505 | 12,479 | 286.85 |
| Caribbean | 112,252 | 109,300 | 29,746 | 31,238 | 264.99 | 285.80 | 10,140 | 2,626 | 258.96 |
| S America | 38,833 | 77,653 | 17,060 | 27,123 | 439.32 | 349.24 | 3,060 | 1,610 | 526.07 |
| W Europe | 6,717,719 | 6,559,514 | 906,440 | 875,919 | 134.93 | 133.53 | 576,493 | 78,035 | 135.36 |
| European Union | 6,694,604 | 6,537,030 | 887,765 | 854,594 | 132.61 | 130.73 | 575,282 | 76,370 | 132.75 |
| United Kingdom | 626,873 | 642,612 | 103,809 | 109,863 | 165.60 | 171.12 | 100,442 | 13,794 | 137.33 |
| Ireland | 646,527 | 1,007,310 | 78,163 | 111,539 | 120.90 | 110.73 | 82,222 | 9,455 | 114.99 |
| Netherlands | 2,766,078 | 2,352,605 | 330,578 | 278,280 | 119.51 | 118.28 | 218,028 | 26,595 | 121.98 |
| France | 374,800 | 446,597 | 57,200 | 64,828 | 152.61 | 145.16 | 19,416 | 3,348 | 172.45 |
| Germany | 533,299 | 406,186 | 84,311 | 63,028 | 158.09 | 155.17 | 20,664 | 4,109 | 198.85 |
| Spain, incl Canary Is | 742,762 | 780,234 | 96,845 | 95,721 | 130.38 | 122.68 | 62,397 | 8,425 | 135.02 |
| Portugal | 712,695 | 557,793 | 82,616 | 60,031 | 115.92 | 107.62 | 35,429 | 3,906 | 110.25 |
| Italy | 172,383 | 272,681 | 31,520 | 50,268 | 182.85 | 164.35 | 12,962 | 3,235 | 249.54 |
| Other W Europe | 23,115 | 22,484 | 18,675 | 21,325 | 807.89 | 948.46 | 1,201 | 1,666 | 1,386.80 |
| Asia | 2,683,731 | 2,896,870 | 604,518 | 676,971 | 225.25 | 233.68 | 269,589 | 59,968 | 222.44 |
| Japan | 2,233,288 | 2,384,188 | 453,575 | 492,830 | 203.10 | 206.71 | 215,465 | 40,935 | 189.98 |
| Southeast Asia | 191,201 | 248,203 | 67,752 | 88,432 | 354.35 | 356.29 | 31,320 | 10,445 | 339.51 |
| Thailand | 49,233 | 65,030 | 19,665 | 26,120 | 399.43 | 401.66 | 1,617 | 975 | 603.24 |
| Indonesia | 62,131 | 84,455 | 19,909 | 29,623 | 320.43 | 350.75 | 13,791 | 4,936 | 357.88 |
| Other East Asia | 197,484 | 198,727 | 49,385 | 80,082 | 351.35 | 402.97 | 22,037 | 5,166 | 370.54 |
| Taiwan | 110,892 | 147,882 | 42,587 | 54,536 | 383.69 | 368.78 | 16,326 | 8,281 | 323.50 |
| Developed countries | 9,455,729 | 9,469,428 | 1,638,721 | 1,672,979 | 173.30 | 176.67 | 829,691 | 145,900 | 175.85 |
| Developing countries | 1,152,768 | 1,145,511 | 329,852 | 383,763 | 286.22 | 335.01 | 115,855 | 37,513 | 323.79 |
| Corn by-products(MT): | | | | | | | | | |
| World | 5,745,741 | 5,831,791 | 810,840 | 787,041 | 141.12 | 134.86 | 565,720 | 70,777 | 125.11 |
| Canada | 32,485 | 24,867 | 10,644 | 8,279 | 327.66 | 331.60 | 2,175 | 685 | 315.11 |

See footnotes at end of table.

Appendix table A-2--U.S. agricultural exports: Quantity, value, and unit value by commodity and country, October-August 1992/93 and 1993/94, and August 1994--continued

| Commodity and country | October-August | | | | | | August 1994 | | |
|----------------------------|----------------|-----------|-------------------|-----------|-----------------|---------|-------------|-------------------|-----------------|
| | Quantity | | Value (1,000 dol) | | Unit value (\$) | | Quantity | Value (1,000 dol) | Unit value (\$) |
| | 1992/93 | 1993/94 | 1992/93 | 1993/94 | 1992/93 | 1993/94 | | | |
| Corn by-products(MT): | | | | | | | | | |
| Latin America | 167,077 | 172,493 | 52,875 | 49,886 | 316.47 | 289.20 | 16,260 | 3,358 | 206.54 |
| Mexico | 148,054 | 151,134 | 46,970 | 43,234 | 317.25 | 286.06 | 15,880 | 3,244 | 204.29 |
| W Europe | 5,241,550 | 5,276,299 | 647,145 | 604,597 | 123.46 | 114.59 | 525,710 | 59,212 | 112.63 |
| European Union | 5,241,506 | 5,276,299 | 647,138 | 604,597 | 123.46 | 114.59 | 525,710 | 59,212 | 112.63 |
| United Kingdom | 487,292 | 504,732 | 61,879 | 60,775 | 126.98 | 120.41 | 97,478 | 10,640 | 109.15 |
| Ireland | 468,815 | 727,762 | 59,201 | 83,649 | 126.28 | 114.94 | 70,989 | 8,196 | 115.45 |
| Netherlands | 2,057,522 | 1,909,183 | 255,310 | 223,790 | 124.09 | 117.22 | 212,405 | 24,796 | 116.74 |
| France | 275,550 | 330,115 | 34,704 | 39,611 | 125.94 | 119.99 | 11,813 | 1,101 | 93.22 |
| Germany | 489,132 | 340,207 | 59,606 | 37,462 | 121.86 | 110.12 | 17,060 | 1,869 | 109.56 |
| Spain, incl Canary Is | 656,468 | 667,871 | 80,444 | 73,041 | 120.70 | 109.36 | 48,863 | 5,362 | 109.74 |
| Portugal | 588,358 | 508,491 | 71,927 | 54,754 | 120.21 | 107.68 | 35,368 | 3,843 | 108.66 |
| Italy | 153,207 | 252,042 | 17,828 | 27,639 | 117.01 | 109.66 | 10,906 | 1,137 | 104.23 |
| Asia | 289,773 | 349,898 | 98,547 | 121,527 | 328.74 | 347.32 | 21,575 | 7,522 | 348.63 |
| Japan | 132,094 | 130,385 | 42,544 | 45,558 | 322.07 | 349.41 | 0 | 0 | .00 |
| Southeast Asia | 107,293 | 146,511 | 36,323 | 52,698 | 338.54 | 359.68 | 17,053 | 6,020 | 353.01 |
| Thailand | 43,868 | 55,651 | 15,204 | 20,620 | 346.59 | 370.52 | 1,132 | 392 | 346.45 |
| Malaysia | 22,350 | 29,349 | 7,823 | 10,512 | 350.02 | 358.18 | 3,863 | 1,365 | 353.26 |
| Indonesia | 37,674 | 60,260 | 12,106 | 21,112 | 321.39 | 350.35 | 11,955 | 4,224 | 353.29 |
| Other East Asia | 44,928 | 48,346 | 14,915 | 17,125 | 331.97 | 354.24 | 4,522 | 1,502 | 332.10 |
| Taiwan | 37,280 | 44,383 | 12,795 | 15,909 | 343.21 | 358.45 | 4,116 | 1,411 | 342.85 |
| Developed countries | 5,426,409 | 5,464,310 | 706,722 | 667,300 | 130.24 | 122.12 | 527,885 | 59,897 | 113.47 |
| Developing countries | 319,332 | 367,418 | 104,117 | 118,719 | 326.05 | 325.84 | 37,835 | 10,880 | 287.56 |
| Alfalfa meal & cubes(MT): | | | | | | | | | |
| World | 608,626 | 406,643 | 86,892 | 62,209 | 142.77 | 152.98 | 24,811 | 3,598 | 145.03 |
| Latin America | 12,442 | 7,241 | 1,560 | 647 | 125.40 | 89.41 | 235 | 12 | 49.61 |
| Mexico | 11,850 | 5,498 | 1,424 | 523 | 120.21 | 95.12 | 54 | 3 | 46.50 |
| Asia | 592,133 | 397,503 | 84,808 | 61,310 | 143.22 | 154.24 | 24,559 | 3,583 | 145.88 |
| Japan | 578,803 | 384,758 | 82,920 | 59,524 | 143.26 | 154.70 | 23,785 | 3,453 | 145.15 |
| Other East Asia | 13,330 | 12,549 | 1,888 | 1,747 | 141.60 | 139.18 | 774 | 130 | 168.16 |
| Korea, Rep of | 6,695 | 3,945 | 815 | 607 | 136.67 | 158.97 | 176 | 31 | 175.46 |
| Taiwan | 6,635 | 8,058 | 973 | 1,033 | 146.58 | 128.13 | 598 | 99 | 166.01 |
| Developed countries | 582,664 | 386,446 | 83,405 | 59,726 | 143.14 | 154.55 | 23,785 | 3,453 | 145.15 |
| Developing countries | 25,962 | 20,002 | 3,487 | 2,443 | 134.33 | 122.15 | 1,026 | 146 | 142.09 |
| Beet pulp(MT): | | | | | | | | | |
| World | 637,537 | 640,308 | 72,956 | 72,402 | 114.43 | 113.07 | 52,142 | 5,595 | 107.32 |
| W Europe | 310,814 | 252,430 | 33,316 | 26,230 | 107.19 | 103.91 | 10,504 | 1,103 | 105.00 |
| European Union | 303,671 | 251,949 | 32,557 | 26,151 | 107.21 | 103.80 | 10,504 | 1,103 | 105.00 |
| Denmark | 39,294 | 19,294 | 4,126 | 2,049 | 105.00 | 106.21 | 1,976 | 207 | 104.98 |
| United Kingdom | 0 | 8,085 | 0 | 856 | .00 | 105.85 | 0 | 0 | .00 |
| Ireland | 27,955 | 48,748 | 3,463 | 4,877 | 123.88 | 100.05 | 0 | 0 | .00 |
| Netherlands | 163,054 | 77,407 | 17,241 | 8,128 | 105.74 | 105.01 | 0 | 0 | .00 |
| Belgium and Luxembourg | 15,537 | 0 | 1,631 | 0 | 105.00 | .00 | 0 | 0 | .00 |
| Spain, incl Canary Is | 57,831 | 95,115 | 6,096 | 9,821 | 105.41 | 104.30 | 8,528 | 895 | 105.00 |
| Other W Europe | 7,143 | 481 | 758 | 79 | 106.17 | 163.63 | 0 | 0 | .00 |
| Sweden | 7,000 | 0 | 735 | 0 | 105.00 | .00 | 0 | 0 | .00 |
| Asia | 310,064 | 385,587 | 37,700 | 45,905 | 121.59 | 119.05 | 41,405 | 4,465 | 107.84 |
| Japan | 308,764 | 384,263 | 37,533 | 45,720 | 121.56 | 118.98 | 41,405 | 4,465 | 107.84 |
| Africa | 13,528 | 0 | 1,527 | 0 | 112.85 | .00 | 0 | 0 | .00 |
| N Africa | 13,528 | 0 | 1,527 | 0 | 112.85 | .00 | 0 | 0 | .00 |
| Morocco | 13,528 | 0 | 1,527 | 0 | 112.85 | .00 | 0 | 0 | .00 |
| Developed countries | 620,959 | 638,962 | 71,021 | 72,215 | 114.37 | 113.02 | 52,142 | 5,595 | 107.32 |
| Developing countries | 16,578 | 1,346 | 1,936 | 188 | 116.75 | 139.37 | 0 | 0 | .00 |
| Citrus pulp pellets(MT): | | | | | | | | | |
| World | 752,558 | 706,774 | 67,002 | 68,871 | 89.03 | 87.44 | 8,666 | 893 | 103.02 |
| W Europe | 742,992 | 658,644 | 65,408 | 62,667 | 88.03 | 85.14 | 0 | 0 | .00 |
| European Union | 742,903 | 658,644 | 65,391 | 62,667 | 88.02 | 85.14 | 0 | 0 | .00 |
| United Kingdom | 71,046 | 74,647 | 6,784 | 7,091 | 95.48 | 94.99 | 0 | 0 | .00 |
| Ireland | 111,890 | 163,559 | 10,797 | 15,051 | 96.49 | 92.02 | 0 | 0 | .00 |
| Netherlands | 368,190 | 272,222 | 31,442 | 26,422 | 85.40 | 87.06 | 0 | 0 | .00 |
| France | 77,032 | 85,049 | 6,347 | 8,391 | 82.40 | 98.66 | 0 | 0 | .00 |
| Germany | 14,942 | 39,167 | 1,296 | 3,410 | 86.71 | 87.07 | 0 | 0 | .00 |
| Portugal | 93,803 | 24,000 | 8,288 | 2,302 | 88.96 | 85.91 | 0 | 0 | .00 |
| Asia | 9,413 | 46,888 | 1,540 | 5,953 | 163.65 | 126.95 | 8,003 | 760 | 95.02 |
| Japan | 4,967 | 38,811 | 795 | 4,846 | 160.11 | 124.86 | 6,470 | 562 | 86.91 |
| Other East Asia | 4,427 | 7,920 | 739 | 1,075 | 166.89 | 135.76 | 1,533 | 198 | 129.27 |
| Taiwan | 3,932 | 6,538 | 648 | 905 | 164.77 | 138.47 | 1,238 | 168 | 135.70 |
| Developed countries | 747,559 | 697,607 | 66,204 | 67,543 | 88.51 | 86.82 | 6,470 | 562 | 86.91 |
| Developing countries | 4,599 | 9,137 | 799 | 1,315 | 173.66 | 143.92 | 2,196 | 331 | 150.50 |
| Other feeds & fodders(MT): | | | | | | | | | |
| World | 2,865,707 | 3,033,833 | 931,931 | 1,068,324 | 325.20 | 352.12 | 284,307 | 102,716 | 349.01 |
| Canada | 406,010 | 373,031 | 248,328 | 267,193 | 612.86 | 716.28 | 33,650 | 24,732 | 734.76 |
| Latin America | 526,388 | 497,215 | 129,136 | 156,870 | 245.32 | 315.50 | 44,261 | 14,984 | 338.53 |
| Mexico | 333,874 | 239,312 | 70,114 | 87,177 | 210.00 | 301.32 | 26,908 | 9,101 | 338.21 |
| Central America | 45,240 | 28,937 | 12,953 | 12,655 | 286.31 | 437.32 | 4,343 | 1,659 | 382.10 |
| Caribbean | 111,159 | 103,251 | 29,432 | 30,207 | 264.78 | 292.56 | 9,950 | 2,614 | 262.73 |
| S America | 36,115 | 75,715 | 16,637 | 26,831 | 460.68 | 354.36 | 3,060 | 1,610 | 526.07 |
| W Europe | 422,225 | 372,141 | 160,541 | 182,425 | 380.23 | 480.20 | 40,279 | 17,720 | 438.94 |
| European Union | 406,386 | 350,138 | 142,648 | 161,179 | 351.02 | 460.33 | 39,078 | 16,055 | 410.84 |
| United Kingdom | 58,397 | 55,148 | 35,117 | 41,242 | 513.43 | 747.84 | 2,964 | 3,154 | 1,064.02 |
| Netherlands | 177,312 | 93,793 | 26,585 | 19,939 | 149.93 | 212.59 | 5,623 | 1,789 | 320.01 |
| France | 22,218 | 31,433 | 16,149 | 16,828 | 726.86 | 535.36 | 7,603 | 2,247 | 295.55 |
| Germany | 29,225 | 26,812 | 23,410 | 22,155 | 801.01 | 826.31 | 3,604 | 2,240 | 621.55 |
| Spain, incl Canary Is | 12,463 | 17,248 | 9,869 | 12,760 | 791.83 | 739.77 | 5,006 | 2,167 | 432.92 |

See footnotes at end of table.

Appendix table A-2--U.S. agricultural exports: Quantity, value, and unit value by commodity and country, October-August 1992/93 and 1993/94, and August 1994--continued

| Commodity and country | October-August | | | | | | August 1994 | | |
|------------------------------|----------------|-----------|-------------------|-----------|-----------------|----------|-------------|-------------------|-----------------|
| | Quantity | | Value (1,000 dol) | | Unit value (\$) | | Quantity | Value (1,000 dol) | Unit value (\$) |
| | 1992/93 | 1993/94 | 1992/93 | 1993/94 | 1992/93 | 1993/94 | | | |
| Other feeds & fodders(MT): | | | | | | | | | |
| Italy | 19,176 | 17,339 | 13,592 | 22,309 | 708.84 | 1,286.66 | 2,056 | 2,098 | 1,020.35 |
| Other W Europe | 15,839 | 22,003 | 17,892 | 21,247 | 1,129.61 | 965.62 | 1,201 | 1,666 | 1,386.80 |
| Asia | 1,472,348 | 1,717,094 | 381,924 | 442,276 | 259.40 | 257.57 | 174,047 | 43,638 | 250.72 |
| Japan | 1,208,661 | 1,445,970 | 289,783 | 337,182 | 239.75 | 233.19 | 143,805 | 32,455 | 225.68 |
| Southeast Asia | 83,889 | 101,445 | 31,423 | 35,690 | 374.58 | 351.81 | 14,267 | 4,426 | 310.20 |
| Other East Asia | 133,499 | 128,710 | 51,677 | 58,969 | 387.10 | 465.92 | 15,208 | 6,336 | 416.60 |
| Korea, Rep of | 47,044 | 22,565 | 12,678 | 12,918 | 269.49 | 572.50 | 2,401 | 1,678 | 698.69 |
| Hong Kong | 24,610 | 18,444 | 10,995 | 10,526 | 446.77 | 570.70 | 2,433 | 1,055 | 433.64 |
| Taiwan | 61,845 | 87,701 | 28,004 | 36,525 | 452.81 | 416.47 | 10,374 | 3,603 | 347.31 |
| Oceania | 16,896 | 30,348 | 7,709 | 13,372 | 456.26 | 440.61 | 1,783 | 1,314 | 736.99 |
| Developed countries | 2,077,738 | 2,282,103 | 711,371 | 806,195 | 342.38 | 353.27 | 219,409 | 76,391 | 348.17 |
| Developing countries | 786,297 | 747,608 | 219,612 | 260,098 | 279.30 | 347.91 | 74,798 | 26,157 | 349.70 |
| Fruits & prep. ex juice(MT): | | | | | | | | | |
| World | 2,611,155 | 2,848,649 | 2,078,067 | 2,295,540 | 795.84 | 805.83 | 283,226 | 240,564 | 849.37 |
| Canada | 851,131 | 849,018 | 644,862 | 627,398 | 757.65 | 738.97 | 90,908 | 66,259 | 728.86 |
| Latin America | 237,386 | 349,584 | 157,312 | 225,234 | 662.68 | 644.11 | 33,286 | 21,766 | 653.91 |
| Mexico | 164,848 | 267,237 | 91,331 | 162,202 | 554.03 | 506.96 | 28,010 | 17,347 | 619.31 |
| Central America | 27,605 | 33,203 | 25,134 | 27,298 | 910.50 | 822.16 | 1,845 | 1,491 | 808.08 |
| S America | 32,078 | 36,672 | 28,983 | 24,822 | 903.51 | 676.86 | 2,686 | 2,351 | 875.14 |
| W Europe | 342,239 | 316,192 | 347,581 | 332,276 | 1,015.61 | 1,050.87 | 22,583 | 34,624 | 1,533.18 |
| European Union | 298,091 | 280,272 | 298,757 | 282,686 | 1,002.23 | 1,008.61 | 18,933 | 26,098 | 1,378.46 |
| United Kingdom | 76,858 | 81,892 | 90,731 | 94,349 | 1,180.50 | 1,152.11 | 8,934 | 11,733 | 1,313.30 |
| Netherlands | 51,656 | 54,461 | 44,132 | 45,832 | 854.33 | 843.39 | 3,521 | 3,869 | 1,098.73 |
| Belgium and Luxembourg | 22,248 | 21,601 | 21,810 | 15,992 | 880.32 | 740.34 | 477 | 593 | 1,243.82 |
| France | 61,348 | 48,568 | 37,934 | 31,381 | 618.33 | 646.13 | 1,963 | 2,496 | 1,271.30 |
| Germany | 54,422 | 44,068 | 61,564 | 57,840 | 1,131.23 | 1,312.51 | 2,534 | 4,666 | 1,841.46 |
| Other W Europe | 44,148 | 35,920 | 48,824 | 49,591 | 1,105.92 | 1,380.58 | 3,650 | 8,525 | 2,335.70 |
| Sweden | 22,119 | 18,053 | 21,117 | 18,993 | 954.69 | 1,052.09 | 617 | 1,225 | 1,884.91 |
| Asia | 1,150,173 | 1,293,374 | 897,942 | 1,072,776 | 780.70 | 829.44 | 132,490 | 114,237 | 862.23 |
| W Asia (Mideast) | 36,053 | 45,534 | 30,084 | 32,474 | 834.43 | 713.17 | 854 | 1,215 | 1,422.40 |
| Japan | 573,086 | 619,896 | 474,359 | 569,728 | 827.73 | 919.07 | 45,817 | 41,857 | 913.56 |
| Southeast Asia | 126,108 | 176,125 | 104,531 | 129,665 | 828.90 | 736.21 | 14,788 | 12,280 | 830.40 |
| Thailand | 19,743 | 31,701 | 16,012 | 23,431 | 811.03 | 739.11 | 894 | 952 | 1,065.26 |
| Malaysia | 27,640 | 36,194 | 20,580 | 24,311 | 744.57 | 671.68 | 2,760 | 2,144 | 776.89 |
| Singapore | 40,383 | 46,833 | 34,100 | 39,025 | 844.41 | 833.27 | 4,499 | 4,322 | 950.67 |
| Other East Asia | 413,148 | 449,542 | 287,763 | 339,388 | 696.51 | 754.96 | 70,886 | 58,719 | 828.36 |
| Hong Kong | 222,624 | 226,766 | 140,829 | 149,829 | 632.58 | 660.72 | 28,660 | 19,499 | 680.36 |
| Taiwan | 174,051 | 200,853 | 129,903 | 166,729 | 746.35 | 830.10 | 40,885 | 37,710 | 922.35 |
| Oceania | 26,776 | 26,035 | 26,821 | 27,358 | 1,001.69 | 1,050.80 | 1,601 | 2,236 | 1,396.44 |
| Developed countries | 1,795,017 | 1,812,600 | 1,497,082 | 1,560,158 | 834.02 | 860.73 | 160,983 | 145,124 | 901.49 |
| Developing countries | 813,356 | 1,022,152 | 578,752 | 725,870 | 711.56 | 710.14 | 119,746 | 93,899 | 784.15 |
| Fruits - fr(MT): | | | | | | | | | |
| World | 2,209,992 | 2,472,582 | 1,507,788 | 1,719,827 | 682.26 | 695.60 | 243,728 | 179,404 | 736.08 |
| Canada | 777,280 | 780,082 | 532,363 | 527,495 | 684.90 | 676.20 | 82,910 | 53,839 | 649.36 |
| Latin America | 204,973 | 317,696 | 117,045 | 185,584 | 571.02 | 584.15 | 29,131 | 16,900 | 580.15 |
| Mexico | 152,838 | 249,738 | 78,415 | 141,618 | 513.06 | 567.06 | 24,980 | 13,753 | 550.56 |
| Central America | 20,121 | 27,758 | 15,333 | 20,280 | 762.01 | 730.58 | 1,434 | 990 | 690.69 |
| S America | 25,077 | 31,898 | 18,030 | 17,631 | 719.00 | 552.72 | 2,377 | 1,888 | 794.36 |
| W Europe | 196,746 | 198,382 | 137,812 | 131,464 | 700.46 | 662.68 | 7,980 | 9,145 | 1,146.02 |
| European Union | 173,687 | 180,209 | 122,760 | 120,201 | 706.79 | 667.01 | 7,602 | 8,615 | 1,133.29 |
| United Kingdom | 43,664 | 51,195 | 40,836 | 44,835 | 935.24 | 875.77 | 4,019 | 4,531 | 1,127.42 |
| Netherlands | 36,958 | 40,986 | 23,388 | 24,100 | 632.84 | 588.00 | 1,866 | 1,651 | 884.97 |
| France | 55,427 | 42,572 | 29,926 | 24,134 | 539.92 | 566.91 | 1,192 | 1,557 | 1,306.44 |
| Asia | 1,011,710 | 1,145,054 | 707,821 | 854,133 | 699.63 | 745.93 | 120,502 | 97,107 | 805.85 |
| W Asia (Mideast) | 24,588 | 36,026 | 14,283 | 19,679 | 580.88 | 546.25 | 288 | 478 | 1,660.18 |
| Japan | 495,706 | 530,261 | 368,842 | 436,398 | 744.07 | 822.99 | 38,149 | 31,056 | 814.06 |
| Southeast Asia | 105,384 | 159,322 | 75,240 | 104,880 | 713.95 | 658.29 | 13,535 | 10,343 | 764.13 |
| Thailand | 18,680 | 31,048 | 14,388 | 22,341 | 770.23 | 719.56 | 866 | 913 | 1,053.77 |
| Malaysia | 23,649 | 32,767 | 14,560 | 19,077 | 615.65 | 582.19 | 2,618 | 1,907 | 728.23 |
| Singapore | 31,006 | 36,764 | 20,491 | 24,517 | 660.88 | 666.88 | 3,760 | 3,074 | 817.59 |
| Indonesia | 15,710 | 32,073 | 12,565 | 21,061 | 799.79 | 656.65 | 3,438 | 2,246 | 653.39 |
| Other East Asia | 384,638 | 417,319 | 248,715 | 291,873 | 646.62 | 689.40 | 68,419 | 55,108 | 805.45 |
| Hong Kong | 210,460 | 210,924 | 124,000 | 125,524 | 589.18 | 595.12 | 27,836 | 18,119 | 650.83 |
| Taiwan | 164,749 | 192,850 | 117,804 | 154,858 | 715.66 | 802.99 | 39,955 | 36,418 | 911.47 |
| Developed countries | 1,487,005 | 1,527,155 | 1,050,516 | 1,109,249 | 706.46 | 726.35 | 130,006 | 95,163 | 731.89 |
| Developing countries | 721,664 | 932,806 | 456,704 | 603,214 | 632.85 | 646.67 | 111,291 | 82,758 | 743.62 |
| Fruits - fr - citrus(MT): | | | | | | | | | |
| World | 1,117,352 | 1,099,597 | 590,002 | 611,414 | 528.03 | 556.03 | 51,356 | 34,002 | 662.08 |
| Canada | 308,344 | 286,065 | 157,984 | 144,680 | 512.36 | 505.76 | 8,839 | 4,998 | 507.93 |
| W Europe | 129,769 | 111,469 | 68,847 | 55,486 | 530.53 | 497.77 | 747 | 379 | 506.98 |
| European Union | 125,315 | 109,030 | 66,518 | 54,240 | 530.81 | 497.47 | 747 | 379 | 506.98 |
| Netherlands | 30,464 | 28,226 | 14,865 | 13,816 | 487.94 | 489.48 | 643 | 310 | 482.73 |
| Belgium and Luxembourg | 14,830 | 15,881 | 11,731 | 7,738 | 791.01 | 487.23 | 0 | 0 | .00 |
| France | 51,886 | 39,518 | 25,869 | 20,589 | 498.57 | 521.00 | 0 | 0 | .00 |
| Germany | 12,934 | 10,549 | 6,297 | 4,858 | 486.89 | 468.99 | 48 | 31 | 652.44 |
| Asia | 663,481 | 684,906 | 355,123 | 401,361 | 535.24 | 586.01 | 40,564 | 28,509 | 702.82 |
| Japan | 457,258 | 478,425 | 254,960 | 295,319 | 557.58 | 617.27 | 24,407 | 20,378 | 834.92 |
| Southeast Asia | 34,331 | 36,893 | 16,497 | 18,351 | 480.52 | 497.42 | 1,737 | 859 | 494.51 |
| Singapore | 15,927 | 15,677 | 7,862 | 8,173 | 493.63 | 521.31 | 1,165 | 804 | 518.42 |
| Other East Asia | 171,288 | 169,115 | 83,405 | 87,394 | 486.93 | 516.77 | 14,400 | 7,261 | 504.26 |
| Korea, Rep of | 8,776 | 11,399 | 5,663 | 7,479 | 645.24 | 656.07 | 555 | 507 | 913.76 |
| Hong Kong | 133,073 | 119,492 | 63,651 | 61,820 | 478.31 | 517.35 | 11,279 | 5,586 | 495.21 |
| Taiwan | 29,439 | 38,224 | 14,091 | 18,096 | 478.66 | 473.42 | 2,566 | 1,169 | 455.46 |

See footnotes at end of table.

Appendix table A-2--U.S. agricultural exports: Quantity, value, and unit value by commodity and country, October-August 1992/93 and 1993/94, and August 1994--continued

| Commodity and country | October-August | | | | | | August 1994 | | |
|-----------------------------------|----------------|-----------|-------------------|-----------|-----------------|----------|-------------|-------------------|-----------------|
| | Quantity | | Value (1,000 dol) | | Unit value (\$) | | Quantity | Value (1,000 dol) | Unit value (\$) |
| | 1992/93 | 1993/94 | 1992/93 | 1993/94 | 1992/93 | 1993/94 | | | |
| Fruits - fr - citrus(MT): | | | | | | | | | |
| Oceania | 13,073 | 13,628 | 6,991 | 7,875 | 534.78 | 578.15 | 0 | 0 | 0.00 |
| Developed countries | 908,241 | 889,479 | 488,636 | 503,286 | 538.00 | 565.82 | 34,993 | 25,754 | 735.98 |
| Developing countries | 208,087 | 207,798 | 100,935 | 106,728 | 485.06 | 513.61 | 16,291 | 8,206 | 503.71 |
| Grapefruit - fresh(MT): | | | | | | | | | |
| World | 436,929 | 450,864 | 218,007 | 222,794 | 498.95 | 494.15 | 13,581 | 6,559 | 482.96 |
| Canada | 67,224 | 70,899 | 33,448 | 28,455 | 497.56 | 401.35 | 2,340 | 1,084 | 463.41 |
| W Europe | 120,824 | 102,455 | 63,335 | 50,637 | 524.19 | 494.23 | 34 | 19 | 557.65 |
| European Union | 116,518 | 100,328 | 61,084 | 49,541 | 524.24 | 493.79 | 34 | 19 | 557.65 |
| United Kingdom | 10,485 | 9,985 | 4,981 | 4,503 | 475.05 | 450.87 | 34 | 19 | 557.65 |
| Netherlands | 28,909 | 26,131 | 13,933 | 12,680 | 481.94 | 485.23 | 0 | 0 | .00 |
| Belgium and Luxembourg | 14,569 | 15,794 | 11,591 | 7,656 | 795.61 | 484.72 | 0 | 0 | .00 |
| France | 50,847 | 39,243 | 25,237 | 20,443 | 496.34 | 520.94 | 0 | 0 | .00 |
| Germany | 10,797 | 8,861 | 4,921 | 4,115 | 455.80 | 464.41 | 0 | 0 | .00 |
| Other W Europe | 4,306 | 2,127 | 2,201 | 1,095 | 522.85 | 514.86 | 0 | 0 | .00 |
| Asia | 247,700 | 276,001 | 120,558 | 142,974 | 486.71 | 518.02 | 11,169 | 5,437 | 466.84 |
| Japan | 221,384 | 247,071 | 107,930 | 128,137 | 487.52 | 522.67 | 9,382 | 4,640 | 494.51 |
| Other East Asia | 25,186 | 28,184 | 12,034 | 13,428 | 477.79 | 476.45 | 1,787 | 798 | 446.55 |
| Korea, Rep of | 4,899 | 7,473 | 2,556 | 3,811 | 521.67 | 509.93 | 228 | 118 | 518.75 |
| Taiwan | 18,027 | 18,442 | 8,403 | 8,454 | 456.13 | 458.42 | 1,478 | 634 | 428.74 |
| Developed countries | 410,267 | 421,447 | 205,170 | 208,763 | 500.09 | 495.35 | 11,756 | 5,743 | 488.50 |
| Developing countries | 26,360 | 29,398 | 12,731 | 14,022 | 482.95 | 476.97 | 1,825 | 816 | 447.22 |
| Lemons & limes - fresh(MT): | | | | | | | | | |
| World | 123,232 | 118,276 | 93,055 | 98,521 | 765.12 | 832.88 | 8,910 | 12,333 | 1,384.12 |
| Canada | 21,529 | 24,212 | 14,608 | 15,657 | 678.51 | 646.66 | 1,053 | 1,009 | 958.11 |
| W Europe | 5,537 | 3,814 | 3,396 | 2,069 | 613.31 | 540.92 | 52 | 34 | 660.65 |
| European Union | 5,530 | 3,760 | 3,386 | 2,014 | 612.38 | 535.74 | 52 | 34 | 660.65 |
| Denmark | 2,522 | 2,022 | 1,534 | 1,127 | 608.05 | 557.25 | 0 | 0 | .00 |
| Germany | 1,706 | 1,274 | 1,117 | 590 | 655.03 | 463.18 | 48 | 31 | 652.44 |
| Asia | 92,862 | 87,799 | 73,736 | 79,281 | 794.04 | 902.98 | 7,805 | 11,289 | 1,446.42 |
| Japan | 80,725 | 76,658 | 65,861 | 71,742 | 815.86 | 935.87 | 7,336 | 10,699 | 1,458.46 |
| Other East Asia | 11,621 | 10,637 | 7,524 | 7,189 | 647.46 | 675.87 | 469 | 590 | 1,258.10 |
| Korea, Rep of | 2,900 | 2,493 | 2,184 | 2,180 | 759.22 | 874.61 | 141 | 188 | 1,335.59 |
| Hong Kong | 8,611 | 8,056 | 5,237 | 4,958 | 608.16 | 615.44 | 319 | 354 | 1,234.27 |
| Developed countries | 109,306 | 106,176 | 84,708 | 90,333 | 774.96 | 850.79 | 8,441 | 11,742 | 1,391.13 |
| Developing countries | 13,492 | 11,345 | 8,174 | 7,587 | 605.80 | 668.77 | 469 | 590 | 1,258.10 |
| Oranges & tangerines - fresh(MT): | | | | | | | | | |
| World | 566,001 | 529,130 | 277,605 | 288,386 | 499.29 | 545.02 | 28,824 | 15,054 | 522.26 |
| Canada | 218,966 | 190,432 | 109,198 | 99,892 | 498.70 | 524.55 | 6,442 | 2,898 | 449.85 |
| Asia | 322,543 | 320,420 | 160,386 | 178,190 | 497.25 | 556.11 | 21,553 | 11,732 | 544.35 |
| Japan | 154,773 | 154,038 | 80,726 | 93,550 | 521.58 | 607.32 | 7,652 | 4,989 | 651.99 |
| Southeast Asia | 33,073 | 35,864 | 15,741 | 17,749 | 475.94 | 494.91 | 1,737 | 859 | 494.51 |
| Malaysia | 11,876 | 12,174 | 5,445 | 5,553 | 458.47 | 456.11 | 425 | 150 | 447.79 |
| Singapore | 14,760 | 14,702 | 7,154 | 7,597 | 484.69 | 516.71 | 1,165 | 604 | 518.42 |
| Philippines | 4,576 | 7,206 | 2,220 | 3,610 | 485.05 | 501.03 | 124 | 54 | 432.77 |
| Other East Asia | 134,481 | 130,266 | 63,847 | 66,753 | 474.77 | 512.43 | 12,144 | 5,873 | 483.64 |
| Hong Kong | 122,202 | 109,161 | 57,339 | 55,687 | 469.21 | 510.14 | 10,879 | 5,146 | 473.00 |
| Taiwan | 11,302 | 10,679 | 5,585 | 9,584 | 494.18 | 487.03 | 1,079 | 527 | 488.44 |
| Oceania | 10,723 | 11,114 | 5,690 | 6,473 | 530.64 | 582.38 | 0 | 0 | .00 |
| Australia | 5,807 | 6,535 | 3,390 | 4,004 | 573.47 | 612.64 | 0 | 0 | .00 |
| Developed countries | 387,525 | 360,590 | 197,475 | 202,532 | 509.58 | 561.68 | 14,755 | 8,212 | 556.58 |
| Developing countries | 168,188 | 167,004 | 79,880 | 85,064 | 475.54 | 509.35 | 13,997 | 6,800 | 485.80 |
| Other citrus - fresh(MT): | | | | | | | | | |
| World | 1,190 | 1,327 | 1,334 | 1,712 | 1,120.66 | 1,290.22 | 41 | 56 | 1,374.80 |
| Canada | 625 | 522 | 731 | 677 | 1,168.94 | 1,296.20 | 4 | 6 | 1,568.75 |
| Latin America | 47 | 23 | 50 | 28 | 1,067.34 | 1,219.56 | 0 | 0 | .00 |
| Mexico | 12 | 20 | 11 | 25 | 910.00 | 1,272.50 | 0 | 0 | .00 |
| Central America | 19 | 0 | 17 | 0 | 882.89 | .00 | 0 | 0 | .00 |
| Costa Rica | 19 | 0 | 17 | 0 | 882.89 | .00 | 0 | 0 | .00 |
| S America | 16 | 0 | 22 | 0 | 1,404.38 | .00 | 0 | 0 | .00 |
| Brazil | 16 | 0 | 22 | 0 | 1,404.38 | .00 | 0 | 0 | .00 |
| W Europe | 142 | 96 | 110 | 91 | 773.09 | 942.82 | 0 | 0 | .00 |
| European Union | 142 | 96 | 110 | 91 | 773.09 | 942.82 | 0 | 0 | .00 |
| United Kingdom | 16 | 85 | 11 | 66 | 687.50 | 779.65 | 0 | 0 | .00 |
| Netherlands | 69 | 11 | 65 | 24 | 942.00 | 2,204.54 | 0 | 0 | .00 |
| France | 57 | 0 | 34 | 0 | 592.65 | .00 | 0 | 0 | .00 |
| Asia | 376 | 686 | 443 | 917 | 1,178.35 | 1,336.63 | 37 | 50 | 1,353.84 |
| Japan | 376 | 658 | 443 | 890 | 1,178.35 | 1,353.11 | 37 | 50 | 1,353.84 |
| Other East Asia | 0 | 28 | 0 | 24 | .00 | 853.71 | 0 | 0 | .00 |
| Developed countries | 1,143 | 1,276 | 1,283 | 1,657 | 1,122.86 | 1,298.87 | 41 | 56 | 1,374.80 |
| Developing countries | 47 | 51 | 50 | 55 | 1,067.34 | 1,071.31 | 0 | 0 | .00 |
| Fruits - fr - noncitrus(MT): | | | | | | | | | |
| World | 1,082,640 | 1,372,985 | 917,787 | 1,108,514 | 839.87 | 807.37 | 192,372 | 145,402 | 755.84 |
| Canada | 468,936 | 494,017 | 374,379 | 382,815 | 798.96 | 774.90 | 73,071 | 48,841 | 668.41 |
| Latin America | 203,056 | 316,409 | 116,338 | 184,822 | 572.94 | 584.44 | 28,977 | 16,815 | 580.27 |
| Mexico | 151,415 | 249,383 | 78,108 | 141,496 | 515.86 | 567.38 | 24,980 | 13,753 | 550.56 |
| Central America | 20,083 | 27,562 | 15,305 | 20,189 | 762.09 | 732.48 | 1,386 | 872 | 696.46 |
| S America | 24,815 | 31,555 | 17,835 | 17,369 | 718.72 | 550.44 | 2,307 | 1,832 | 783.95 |
| Venezuela | 14,620 | 16,888 | 10,881 | 8,030 | 744.22 | 475.49 | 349 | 372 | 1,065.82 |
| W Europe | 65,976 | 86,913 | 68,965 | 75,978 | 1,029.70 | 874.18 | 7,233 | 8,767 | 1,212.02 |
| European Union | 48,372 | 71,179 | 56,241 | 65,962 | 1,162.68 | 926.70 | 6,855 | 8,237 | 1,201.65 |
| United Kingdom | 31,950 | 38,725 | 35,073 | 38,998 | 1,097.74 | 1,007.04 | 3,863 | 4,494 | 1,134.01 |
| Other W Europe | 18,604 | 15,734 | 12,724 | 10,016 | 683.94 | 636.57 | 378 | 530 | 1,401.89 |
| Asia | 348,229 | 460,148 | 352,698 | 452,772 | 1,012.83 | 983.97 | 79,938 | 68,598 | 858.13 |

See footnotes at end of table.

Appendix table A-2--U.S. agricultural exports: Quantity, value, and unit value by commodity and country, October-August 1992/93 and 1993/94, and August 1994--continued

| Commodity and country | October-August | | | | | | August 1994 | | |
|-------------------------------------|----------------|---------|-------------------|---------|-----------------|----------|-------------|-------------------|-----------------|
| | Quantity | | Value (1,000 dol) | | Unit value (\$) | | Quantity | Value (1,000 dol) | Unit value (\$) |
| | 1992/93 | 1993/94 | 1992/93 | 1993/94 | 1992/93 | 1993/94 | | | |
| Fruits - fr - noncitrus(MT): | | | | | | | | | |
| W Asia (Mideast) | 24,432 | 35,824 | 14,170 | 19,529 | 579.98 | 545.13 | 288 | 478 | 1,660.18 |
| Saudi Arabia | 17,867 | 23,361 | 9,569 | 12,075 | 535.55 | 516.90 | 60 | 80 | 1,331.40 |
| Japan | 38,448 | 51,836 | 113,883 | 141,080 | 2,961.99 | 2,721.65 | 13,742 | 10,678 | 777.02 |
| Southeast Asia | 71,053 | 122,429 | 58,743 | 86,528 | 826.75 | 706.76 | 11,798 | 9,484 | 803.83 |
| Thailand | 18,481 | 31,025 | 14,312 | 22,318 | 774.40 | 719.36 | 866 | 913 | 1,053.77 |
| Malaysia | 11,704 | 20,539 | 9,080 | 13,498 | 775.03 | 657.18 | 2,193 | 1,716 | 782.58 |
| Singapore | 15,079 | 21,087 | 12,529 | 16,345 | 837.53 | 775.11 | 2,595 | 2,470 | 951.89 |
| Indonesia | 14,026 | 30,397 | 11,705 | 20,148 | 834.53 | 662.81 | 3,415 | 2,235 | 654.56 |
| Philippines | 11,754 | 18,405 | 11,008 | 13,547 | 836.56 | 736.03 | 2,541 | 1,962 | 772.08 |
| Other East Asia | 213,350 | 248,204 | 165,310 | 204,479 | 774.83 | 823.83 | 54,019 | 47,847 | 885.74 |
| Hong Kong | 77,387 | 91,432 | 60,349 | 63,705 | 779.83 | 696.74 | 16,557 | 12,534 | 757.01 |
| Taiwan | 135,310 | 154,626 | 103,813 | 136,762 | 777.22 | 884.47 | 37,389 | 35,249 | 942.77 |
| Developed countries | 578,764 | 637,677 | 561,880 | 605,963 | 970.83 | 950.27 | 95,013 | 69,409 | 730.52 |
| Developing countries | 513,577 | 725,008 | 355,769 | 486,486 | 692.73 | 684.80 | 85,000 | 74,652 | 784.76 |
| Apples - fresh(MT): | | | | | | | | | |
| World | 454,618 | 618,686 | 273,925 | 375,982 | 602.54 | 607.71 | 43,882 | 29,402 | 668.50 |
| Canada | 72,430 | 77,763 | 46,276 | 56,334 | 638.90 | 724.42 | 7,620 | 5,631 | 739.01 |
| Latin America | 134,756 | 201,222 | 72,180 | 111,985 | 535.64 | 556.53 | 10,450 | 6,274 | 600.35 |
| Mexico | 104,310 | 160,423 | 53,181 | 91,569 | 509.93 | 570.80 | 9,179 | 5,593 | 609.30 |
| Central America | 11,132 | 15,043 | 6,505 | 8,310 | 584.31 | 552.44 | 700 | 352 | 502.97 |
| Costa Rica | 5,374 | 6,776 | 2,906 | 3,569 | 540.69 | 526.77 | 386 | 171 | 443.51 |
| Caribbean | 4,271 | 5,081 | 2,785 | 3,274 | 652.13 | 644.39 | 160 | 117 | 729.76 |
| S America | 15,043 | 20,675 | 9,699 | 8,832 | 644.78 | 427.17 | 411 | 212 | 516.05 |
| Colombia | 5,277 | 4,414 | 2,798 | 2,065 | 530.20 | 467.84 | 238 | 120 | 502.87 |
| Venezuela | 8,189 | 11,662 | 5,668 | 4,261 | 692.14 | 365.40 | 0 | 0 | .00 |
| W Europe | 29,291 | 41,877 | 16,878 | 20,930 | 576.21 | 499.79 | 1,342 | 897 | 668.39 |
| European Union | 21,160 | 35,500 | 12,801 | 18,372 | 604.95 | 517.51 | 1,263 | 842 | 666.74 |
| United Kingdom | 18,295 | 25,603 | 11,235 | 14,573 | 614.12 | 569.19 | 1,263 | 842 | 666.74 |
| Other W Europe | 8,131 | 6,377 | 4,077 | 2,558 | 501.41 | 401.10 | 79 | 55 | 694.80 |
| Former Soviet Union | 46 | 7,913 | 40 | 4,136 | 851.13 | 522.66 | 1,730 | 763 | 441.03 |
| Russia | 46 | 7,913 | 40 | 4,136 | 851.13 | 522.66 | 1,730 | 763 | 441.03 |
| Asia | 216,306 | 288,384 | 137,508 | 181,965 | 635.71 | 630.88 | 22,833 | 15,834 | 693.49 |
| W Asia (Mideast) | 20,020 | 28,938 | 10,157 | 13,448 | 507.36 | 464.71 | 46 | 23 | 494.76 |
| Saudi Arabia | 14,810 | 19,192 | 7,329 | 8,968 | 494.84 | 467.28 | 46 | 23 | 494.76 |
| Southeast Asia | 54,155 | 101,128 | 37,649 | 60,691 | 695.22 | 600.14 | 7,359 | 4,140 | 562.52 |
| Thailand | 17,713 | 29,910 | 13,037 | 20,132 | 735.99 | 673.07 | 618 | 420 | 679.56 |
| Malaysia | 8,787 | 16,223 | 5,850 | 8,781 | 685.74 | 541.27 | 1,111 | 624 | 561.89 |
| Singapore | 8,822 | 14,231 | 5,394 | 8,013 | 611.37 | 563.10 | 948 | 542 | 571.44 |
| Indonesia | 11,824 | 26,840 | 8,612 | 15,985 | 728.33 | 595.57 | 2,931 | 1,551 | 529.11 |
| Philippines | 7,000 | 13,091 | 4,749 | 7,297 | 678.46 | 557.37 | 1,669 | 937 | 561.20 |
| Other East Asia | 141,246 | 156,237 | 89,259 | 106,449 | 631.94 | 681.33 | 15,376 | 11,642 | 757.18 |
| Hong Kong | 43,829 | 58,976 | 25,940 | 31,558 | 591.84 | 535.09 | 4,114 | 2,475 | 601.70 |
| Taiwan | 97,412 | 97,132 | 63,313 | 74,744 | 649.95 | 769.51 | 11,242 | 9,144 | 813.41 |
| Developed countries | 103,228 | 120,385 | 63,953 | 78,013 | 619.53 | 648.03 | 9,000 | 6,551 | 727.85 |
| Developing countries | 351,122 | 489,255 | 209,868 | 293,212 | 597.71 | 599.30 | 33,170 | 22,022 | 663.92 |
| Other countries | 268 | 9,046 | 105 | 4,756 | 390.34 | 525.76 | 1,812 | 829 | 457.58 |
| Berries - fresh(MT): | | | | | | | | | |
| World | 59,379 | 69,967 | 88,472 | 106,177 | 1,488.86 | 1,530.65 | 12,252 | 17,710 | 1,445.45 |
| Canada | 48,486 | 46,977 | 61,026 | 63,800 | 1,258.63 | 1,358.11 | 8,092 | 8,756 | 1,082.08 |
| Latin America | 3,330 | 5,060 | 1,836 | 4,338 | 551.33 | 857.28 | 1,486 | 1,573 | 1,051.52 |
| Mexico | 2,739 | 4,905 | 1,378 | 4,038 | 503.21 | 823.14 | 1,486 | 1,556 | 1,047.40 |
| W Europe | 3,939 | 12,102 | 8,660 | 16,936 | 2,198.56 | 1,399.46 | 1,827 | 3,543 | 1,939.48 |
| European Union | 3,693 | 11,678 | 7,995 | 15,908 | 2,164.85 | 1,362.22 | 1,670 | 3,228 | 1,932.74 |
| United Kingdom | 1,779 | 3,451 | 3,932 | 6,951 | 2,210.14 | 2,014.12 | 1,107 | 1,979 | 1,787.58 |
| France | 256 | 464 | 693 | 1,227 | 2,707.82 | 2,644.63 | 170 | 527 | 3,098.94 |
| Germany | 737 | 1,168 | 1,410 | 2,514 | 1,913.48 | 2,152.61 | 361 | 652 | 1,805.59 |
| Italy | 230 | 2,891 | 495 | 2,136 | 2,150.57 | 738.90 | 9 | 28 | 3,135.55 |
| Asia | 3,401 | 4,759 | 16,330 | 20,299 | 4,801.51 | 4,265.42 | 832 | 3,808 | 4,576.68 |
| W Asia (Mideast) | 312 | 601 | 1,305 | 2,041 | 4,182.67 | 3,396.18 | 75 | 258 | 3,433.75 |
| Japan | 2,979 | 3,833 | 14,764 | 17,139 | 4,856.03 | 4,471.49 | 734 | 3,502 | 4,771.33 |
| Developed countries | 55,625 | 63,393 | 85,065 | 98,599 | 1,529.25 | 1,555.36 | 10,658 | 15,831 | 1,485.36 |
| Developing countries | 3,754 | 5,924 | 3,408 | 7,410 | 907.74 | 1,250.77 | 1,589 | 1,862 | 1,171.72 |
| Cherries - fresh(MT): | | | | | | | | | |
| World | 25,607 | 30,635 | 111,068 | 130,839 | 4,337.40 | 4,270.91 | 317 | 546 | 1,723.39 |
| Canada | 6,246 | 6,314 | 13,430 | 13,255 | 2,150.22 | 2,100.82 | 102 | 154 | 1,507.64 |
| W Europe | 2,619 | 3,663 | 8,901 | 11,363 | 3,398.73 | 2,941.39 | 163 | 278 | 1,702.83 |
| European Union | 2,225 | 3,441 | 7,609 | 9,795 | 3,419.82 | 2,846.49 | 163 | 278 | 1,702.83 |
| United Kingdom | 1,232 | 2,203 | 4,580 | 7,786 | 3,717.95 | 3,534.19 | 27 | 90 | 3,326.26 |
| Netherlands | 284 | 549 | 1,137 | 965 | 4,002.42 | 1,757.46 | 57 | 62 | 1,083.30 |
| Other W Europe | 394 | 422 | 1,282 | 1,568 | 3,279.07 | 3,715.19 | 0 | 0 | .00 |
| Asia | 16,554 | 20,355 | 88,289 | 105,938 | 5,333.40 | 5,204.54 | 37 | 85 | 2,288.78 |
| Japan | 12,434 | 15,595 | 77,234 | 82,601 | 6,211.51 | 5,937.87 | 30 | 75 | 2,495.87 |
| Other East Asia | 3,943 | 4,541 | 10,363 | 12,418 | 2,628.28 | 2,734.72 | 7 | 10 | 1,454.14 |
| Hong Kong | 1,833 | 1,407 | 5,503 | 3,724 | 3,002.44 | 2,646.49 | 0 | 0 | .00 |
| Taiwan | 2,051 | 3,021 | 4,582 | 8,159 | 2,234.15 | 2,700.86 | 7 | 10 | 1,454.14 |
| Developed countries | 21,299 | 25,788 | 98,565 | 117,267 | 4,674.65 | 4,547.33 | 310 | 536 | 1,729.47 |
| Developing countries | 4,305 | 4,847 | 11,489 | 13,573 | 2,668.76 | 2,800.26 | 7 | 10 | 1,454.14 |
| Grapes - fresh(MT): | | | | | | | | | |
| World | 128,980 | 153,693 | 160,747 | 184,378 | 1,246.29 | 1,199.65 | 29,902 | 34,788 | 1,163.73 |
| Canada | 66,207 | 73,664 | 82,712 | 88,752 | 1,249.29 | 1,204.81 | 12,505 | 13,654 | 1,091.86 |
| Latin America | 12,378 | 26,738 | 13,422 | 26,580 | 1,084.33 | 894.11 | 3,781 | 3,457 | 914.25 |
| Mexico | 2,093 | 12,882 | 1,802 | 11,695 | 861.07 | 907.85 | 2,721 | 2,310 | 849.06 |
| Central America | 6,959 | 9,649 | 7,375 | 10,020 | 1,059.73 | 1,038.45 | 287 | 400 | 1,393.53 |

See footnotes at end of table.

Appendix table A-2--U.S. agricultural exports: Quantity, value, and unit value by commodity and country, October-August 1992/93 and 1993/94, and August 1994--continued

| Commodity and country | October-August | | | | | | August 1994 | | |
|-----------------------------|----------------|---------|-------------------|---------|-----------------|----------|-------------|-------------------|-----------------|
| | Quantity | | Value (1,000 dol) | | Unit value (\$) | | Quantity | Value (1,000 dol) | Unit value (\$) |
| | 1992/93 | 1993/94 | 1992/93 | 1993/94 | 1992/93 | 1993/94 | | | |
| Grapes - fresh(MT): | | | | | | | | | |
| Guatemala | 1,414 | 3,005 | 1,514 | 3,446 | 1,071.00 | 1,146.78 | 90 | 134 | 1,487.55 |
| Costa Rica | 1,859 | 2,867 | 1,782 | 2,437 | 958.84 | 849.97 | 44 | 37 | 847.27 |
| S America | 2,226 | 2,787 | 2,788 | 3,114 | 1,252.39 | 1,117.24 | 741 | 689 | 930.40 |
| Venezuela | 1,852 | 1,596 | 2,296 | 1,836 | 1,239.85 | 1,150.15 | 82 | 132 | 1,614.51 |
| W Europe | 7,955 | 6,063 | 12,539 | 8,380 | 1,576.26 | 1,382.18 | 423 | 743 | 1,976.47 |
| European Union | 5,644 | 4,507 | 9,940 | 6,560 | 1,761.07 | 1,455.61 | 410 | 722 | 1,759.81 |
| United Kingdom | 4,653 | 3,501 | 8,565 | 5,648 | 1,840.82 | 1,613.38 | 410 | 722 | 1,759.81 |
| Other W Europe | 2,311 | 1,556 | 2,600 | 1,820 | 1,124.91 | 1,169.50 | 13 | 22 | 1,683.69 |
| Asia | 39,720 | 44,051 | 49,253 | 56,709 | 1,240.00 | 1,287.35 | 12,410 | 15,947 | 1,285.04 |
| Japan | 2,453 | 2,816 | 3,561 | 4,676 | 1,451.53 | 1,660.48 | 68 | 134 | 1,976.75 |
| Southeast Asia | 14,070 | 17,823 | 18,218 | 21,954 | 1,294.82 | 1,231.79 | 3,415 | 4,322 | 1,265.69 |
| Malaysia | 2,243 | 3,336 | 2,716 | 3,945 | 1,210.75 | 1,182.44 | 695 | 803 | 1,155.42 |
| Singapore | 4,550 | 4,698 | 5,503 | 5,821 | 1,209.43 | 1,239.05 | 1,027 | 1,221 | 1,188.80 |
| Indonesia | 1,989 | 3,377 | 2,933 | 4,037 | 1,467.29 | 1,195.52 | 476 | 675 | 1,417.35 |
| Philippines | 4,752 | 5,307 | 6,250 | 6,242 | 1,315.17 | 1,176.20 | 869 | 1,023 | 1,176.75 |
| Other East Asia | 22,605 | 22,316 | 26,777 | 28,936 | 1,184.57 | 1,296.65 | 8,752 | 11,268 | 1,287.52 |
| Hong Kong | 12,626 | 12,540 | 15,168 | 15,589 | 1,201.36 | 1,243.16 | 4,411 | 4,959 | 1,124.32 |
| Taiwan | 9,979 | 9,721 | 11,609 | 13,309 | 1,163.34 | 1,369.07 | 4,341 | 6,309 | 1,453.35 |
| Oceania | 2,686 | 3,068 | 2,774 | 3,710 | 1,032.61 | 1,209.20 | 730 | 840 | 1,150.08 |
| New Zealand | 2,028 | 2,549 | 2,277 | 3,189 | 1,122.95 | 1,251.22 | 708 | 812 | 1,146.44 |
| Developed countries | 78,931 | 85,465 | 101,376 | 105,414 | 1,284.37 | 1,233.41 | 13,716 | 15,372 | 1,120.71 |
| Developing countries | 50,049 | 67,867 | 59,370 | 78,543 | 1,186.24 | 1,155.60 | 16,022 | 19,161 | 1,195.90 |
| Melons - fresh(MT): | | | | | | | | | |
| World | 177,352 | 193,259 | 67,164 | 71,962 | 378.70 | 372.36 | 41,975 | 14,815 | 352.95 |
| Canada | 154,786 | 158,769 | 57,884 | 54,854 | 373.96 | 345.49 | 22,310 | 6,063 | 271.75 |
| Latin America | 3,755 | 4,412 | 958 | 1,492 | 255.17 | 338.10 | 1,685 | 619 | 367.16 |
| Mexico | 3,048 | 4,031 | 841 | 1,388 | 276.05 | 346.71 | 1,669 | 612 | 366.54 |
| Asia | 18,416 | 29,515 | 8,195 | 15,362 | 444.89 | 520.48 | 17,695 | 8,047 | 454.73 |
| Japan | 11,819 | 21,021 | 5,373 | 11,807 | 454.62 | 561.69 | 12,258 | 5,792 | 472.52 |
| Other East Asia | 6,586 | 8,477 | 2,805 | 3,548 | 425.92 | 418.59 | 5,437 | 2,254 | 414.62 |
| Hong Kong | 5,955 | 8,304 | 2,540 | 2,466 | 426.48 | 391.10 | 3,391 | 1,229 | 362.34 |
| Taiwan | 631 | 2,143 | 265 | 1,070 | 420.58 | 498.13 | 2,016 | 1,012 | 502.17 |
| Developed countries | 167,000 | 179,894 | 63,384 | 66,757 | 379.54 | 371.09 | 34,582 | 11,852 | 343.02 |
| Developing countries | 10,352 | 12,906 | 3,780 | 5,046 | 365.15 | 391.00 | 7,122 | 2,873 | 403.39 |
| Peaches - fresh(MT): | | | | | | | | | |
| World | 54,850 | 69,528 | 50,859 | 56,530 | 927.24 | 813.05 | 21,601 | 15,667 | 725.31 |
| Canada | 42,916 | 44,999 | 41,319 | 37,668 | 962.79 | 837.09 | 8,375 | 6,034 | 720.48 |
| Latin America | 6,172 | 10,046 | 3,838 | 4,136 | 621.79 | 411.67 | 5,996 | 2,119 | 353.34 |
| Mexico | 4,849 | 8,063 | 2,667 | 2,614 | 550.06 | 324.18 | 5,374 | 1,645 | 306.09 |
| S America | 984 | 1,272 | 829 | 1,073 | 844.32 | 843.93 | 459 | 360 | 784.55 |
| W Europe | 461 | 169 | 641 | 172 | 1,391.51 | 1,018.56 | 0 | 0 | .00 |
| Asia | 5,262 | 14,181 | 5,040 | 14,302 | 857.80 | 1,008.51 | 7,171 | 7,315 | 1,020.06 |
| Other East Asia | 5,129 | 13,895 | 4,922 | 14,063 | 959.63 | 1,012.11 | 7,147 | 7,290 | 1,020.07 |
| Hong Kong | 1,634 | 2,798 | 1,412 | 1,992 | 864.13 | 711.76 | 1,224 | 822 | 671.19 |
| Taiwan | 3,495 | 11,097 | 3,510 | 12,072 | 1,004.27 | 1,087.84 | 5,923 | 6,469 | 1,092.17 |
| Developed countries | 43,416 | 45,276 | 41,989 | 37,932 | 967.12 | 837.80 | 8,375 | 6,034 | 720.48 |
| Developing countries | 11,434 | 24,143 | 8,870 | 18,347 | 775.79 | 759.95 | 13,173 | 9,437 | 716.38 |
| Pears - fresh(MT): | | | | | | | | | |
| World | 88,111 | 123,464 | 54,035 | 67,313 | 813.26 | 545.20 | 10,561 | 5,253 | 498.30 |
| Canada | 29,150 | 36,309 | 21,698 | 23,347 | 744.36 | 643.00 | 6,384 | 3,228 | 505.62 |
| Latin America | 36,406 | 59,020 | 19,393 | 29,094 | 532.69 | 492.95 | 3,922 | 1,790 | 456.45 |
| Mexico | 30,890 | 52,231 | 16,057 | 25,456 | 520.82 | 487.38 | 3,656 | 1,585 | 433.61 |
| Central America | 1,242 | 1,702 | 805 | 1,040 | 648.41 | 611.20 | 83 | 60 | 724.12 |
| S America | 4,256 | 4,937 | 2,463 | 2,497 | 578.68 | 505.75 | 183 | 145 | 791.47 |
| Venezuela | 2,604 | 2,967 | 1,500 | 1,367 | 575.95 | 460.78 | 84 | 70 | 833.17 |
| Brazil | 938 | 1,601 | 581 | 922 | 619.18 | 576.09 | 57 | 54 | 941.07 |
| W Europe | 8,686 | 12,074 | 4,081 | 5,437 | 470.89 | 450.33 | 0 | 0 | .00 |
| European Union | 2,410 | 5,591 | 1,178 | 3,095 | 488.80 | 553.59 | 0 | 0 | .00 |
| Netherlands | 1,232 | 3,453 | 483 | 2,000 | 392.25 | 578.24 | 0 | 0 | .00 |
| Other W Europe | 6,276 | 6,483 | 2,913 | 2,342 | 464.15 | 361.29 | 0 | 0 | .00 |
| Sweden | 5,694 | 6,187 | 2,622 | 2,234 | 460.44 | 361.02 | 0 | 0 | .00 |
| Asia | 13,752 | 15,700 | 8,774 | 9,228 | 638.03 | 587.75 | 237 | 228 | 961.86 |
| W Asia (Mideast) | 3,519 | 5,286 | 1,863 | 2,985 | 528.35 | 564.67 | 39 | 36 | 912.41 |
| Saudi Arabia | 2,804 | 3,483 | 1,260 | 1,955 | 483.93 | 564.44 | 0 | 0 | .00 |
| United Arab Emir | 743 | 1,383 | 519 | 785 | 693.89 | 574.67 | 39 | 36 | 912.41 |
| Southeast Asia | 915 | 869 | 627 | 630 | 685.49 | 725.03 | 54 | 83 | 1,533.44 |
| Other East Asia | 9,299 | 9,426 | 6,271 | 5,553 | 674.40 | 589.09 | 144 | 110 | 760.90 |
| Hong Kong | 3,472 | 1,510 | 2,395 | 803 | 689.85 | 532.02 | 34 | 20 | 592.94 |
| Taiwan | 5,827 | 7,900 | 3,876 | 4,728 | 665.19 | 598.57 | 110 | 89 | 812.82 |
| Developed countries | 37,855 | 48,491 | 25,802 | 28,838 | 681.60 | 594.71 | 6,384 | 3,228 | 505.62 |
| Developing countries | 50,256 | 74,726 | 28,233 | 38,349 | 561.79 | 513.20 | 4,159 | 2,018 | 485.26 |
| Plums - fresh(MT): | | | | | | | | | |
| World | 47,510 | 59,241 | 44,980 | 48,156 | 946.96 | 812.89 | 26,080 | 20,653 | 791.91 |
| Canada | 20,207 | 22,308 | 21,156 | 17,497 | 1,046.96 | 784.36 | 5,865 | 3,674 | 626.35 |
| Latin America | 2,787 | 3,965 | 2,037 | 2,619 | 730.85 | 660.64 | 1,330 | 782 | 588.34 |
| Mexico | 1,155 | 2,448 | 678 | 1,458 | 587.16 | 595.41 | 701 | 344 | 490.46 |
| S America | 1,420 | 1,151 | 1,184 | 833.52 | 794.36 | 431 | 362 | 839.06 | |
| Venezuela | 884 | 481 | 772 | 350 | 776.82 | 727.32 | 158 | 146 | 921.83 |
| W Europe | 2,828 | 2,089 | 2,641 | 1,525 | 933.96 | 729.78 | 942 | 581 | 627.60 |
| European Union | 2,457 | 2,018 | 2,381 | 1,484 | 869.15 | 735.39 | 924 | 581 | 629.22 |
| United Kingdom | 2,340 | 1,811 | 2,182 | 1,343 | 932.44 | 741.62 | 875 | 558 | 637.25 |
| Asia | 21,558 | 30,610 | 19,047 | 26,233 | 883.53 | 857.01 | 17,795 | 15,501 | 871.10 |
| Southeast Asia | 1,580 | 2,129 | 1,389 | 1,642 | 878.93 | 865.36 | 930 | 847 | 911.02 |

See footnotes at end of table.

Appendix table A-2--U.S. agricultural exports: Quantity, value, and unit value by commodity and country, October-August 1992/93 and 1993/94, and August 1994--continued

| Commodity and country | October-August | | | | | | August 1994 | | |
|-------------------------------------|----------------|---------|-------------------|---------|-----------------|----------|-------------|-------------------|-----------------|
| | Quantity | | Value (1,000 dol) | | Unit value (\$) | | Quantity | Value (1,000 dol) | Unit value (\$) |
| | 1992/93 | 1993/94 | 1992/93 | 1993/94 | 1992/93 | 1993/94 | | | |
| Plums - fresh(MT): | | | | | | | | | |
| Malaysia | 445 | 790 | 362 | 589 | 813.08 | 746.01 | 387 | 289 | 746.59 |
| Singapore | 1,080 | 1,298 | 959 | 1,204 | 888.25 | 927.76 | 526 | 533 | 1,013.54 |
| Other East Asia | 19,822 | 28,339 | 17,421 | 24,290 | 878.89 | 857.13 | 16,831 | 14,622 | 868.77 |
| Hong Kong | 7,651 | 7,109 | 6,684 | 5,777 | 873.58 | 812.65 | 3,212 | 2,663 | 829.14 |
| Taiwan | 12,134 | 21,230 | 10,696 | 18,513 | 881.48 | 872.03 | 13,619 | 11,959 | 878.12 |
| Developed countries | 23,304 | 24,772 | 24,099 | 19,295 | 1,034.10 | 778.91 | 6,974 | 4,390 | 629.48 |
| Developing countries | 24,206 | 34,435 | 20,891 | 28,756 | 863.06 | 835.07 | 19,093 | 16,256 | 851.39 |
| Other nancitrus - fresh(MT): | | | | | | | | | |
| World | 56,233 | 55,112 | 66,527 | 67,177 | 1,183.05 | 1,218.92 | 5,702 | 6,548 | 1,148.33 |
| Canada | 28,508 | 26,914 | 28,878 | 27,299 | 1,012.98 | 1,014.31 | 1,818 | 1,648 | 906.50 |
| Latin America | 3,291 | 5,860 | 2,260 | 4,445 | 686.78 | 758.54 | 317 | 201 | 634.10 |
| Mexico | 2,347 | 4,392 | 1,410 | 3,229 | 600.94 | 735.90 | 194 | 108 | 555.09 |
| W Europe | 10,814 | 8,572 | 14,491 | 11,139 | 1,340.04 | 1,299.49 | 2,522 | 2,707 | 1,073.25 |
| European Union | 10,310 | 8,242 | 13,815 | 10,548 | 1,339.93 | 1,279.73 | 2,411 | 2,579 | 1,069.74 |
| United Kingdom | 2,993 | 1,661 | 4,140 | 2,348 | 1,383.99 | 1,413.46 | 267 | 297 | 1,112.47 |
| Netherlands | 3,724 | 3,797 | 5,371 | 4,659 | 1,442.29 | 1,227.06 | 1,113 | 1,236 | 1,110.77 |
| France | 3,000 | 2,010 | 2,944 | 1,947 | 981.25 | 968.86 | 1,007 | 985 | 978.62 |
| Germany | 425 | 535 | 1,112 | 1,164 | 2,616.95 | 2,175.00 | 24 | 60 | 2,515.38 |
| Other W Europe | 504 | 330 | 677 | 592 | 1,342.29 | 1,793.05 | 111 | 128 | 1,149.40 |
| Asia | 13,260 | 12,593 | 20,261 | 22,736 | 1,528.01 | 1,805.47 | 928 | 1,832 | 1,974.33 |
| Japan | 8,484 | 7,661 | 12,713 | 13,972 | 1,498.47 | 1,823.83 | 580 | 1,120 | 1,930.85 |
| Other East Asia | 4,628 | 4,736 | 7,296 | 8,403 | 1,576.50 | 1,774.20 | 307 | 618 | 2,011.97 |
| Korea, Rep of | 541 | 1,803 | 806 | 3,257 | 1,489.57 | 1,806.43 | 23 | 28 | 1,200.22 |
| Hong Kong | 345 | 561 | 561 | 1,005 | 1,626.40 | 1,791.70 | 153 | 334 | 2,184.86 |
| Taiwan | 3,742 | 2,372 | 5,929 | 4,140 | 1,584.47 | 1,745.57 | 131 | 256 | 1,952.58 |
| Oceania | 332 | 1,095 | 617 | 1,488 | 1,857.55 | 1,359.33 | 94 | 131 | 1,393.29 |
| Australia | 267 | 727 | 520 | 1,000 | 1,949.08 | 1,376.13 | 15 | 26 | 1,728.00 |
| Developed countries | 48,106 | 44,213 | 56,648 | 53,848 | 1,177.56 | 1,217.93 | 5,014 | 5,606 | 1,117.99 |
| Developing countries | 8,099 | 10,805 | 9,860 | 13,250 | 1,217.39 | 1,226.28 | 665 | 913 | 1,373.37 |
| Fruits - dried(MT): | | | | | | | | | |
| World | 197,954 | 174,619 | 310,612 | 326,768 | 1,569.11 | 1,871.32 | 18,089 | 34,332 | 1,897.96 |
| Canada | 18,159 | 18,501 | 38,816 | 38,890 | 2,137.58 | 2,102.07 | 2,079 | 4,759 | 2,289.11 |
| Latin America | 7,604 | 9,276 | 11,831 | 14,469 | 1,555.91 | 1,559.86 | 276 | 602 | 2,180.18 |
| Mexico | 2,338 | 5,257 | 3,597 | 7,136 | 1,538.58 | 1,357.48 | 116 | 297 | 2,563.46 |
| S America | 2,839 | 2,088 | 4,653 | 3,891 | 1,638.95 | 1,863.38 | 86 | 184 | 2,136.99 |
| W Europe | 113,241 | 86,049 | 168,516 | 165,185 | 1,488.12 | 1,919.66 | 10,894 | 21,269 | 1,952.35 |
| European Union | 95,026 | 70,456 | 138,937 | 130,382 | 1,462.09 | 1,850.55 | 7,862 | 13,616 | 1,731.86 |
| Denmark | 8,591 | 5,908 | 11,456 | 9,480 | 1,333.54 | 1,604.60 | 736 | 1,182 | 1,605.95 |
| United Kingdom | 29,962 | 27,292 | 44,259 | 44,200 | 1,477.18 | 1,619.59 | 4,106 | 6,130 | 1,493.02 |
| Netherlands | 8,732 | 6,387 | 14,470 | 14,647 | 1,657.16 | 2,293.25 | 477 | 1,106 | 2,318.77 |
| Belgium and Luxembourg | 4,289 | 2,957 | 5,726 | 4,928 | 1,334.99 | 1,666.61 | 263 | 370 | 1,407.74 |
| Germany | 28,704 | 20,541 | 38,081 | 38,916 | 1,326.68 | 1,894.57 | 1,707 | 3,435 | 2,012.39 |
| Spain, incl Canary Is | 3,176 | 1,361 | 5,212 | 2,464 | 1,641.10 | 1,810.58 | 74 | 102 | 1,383.78 |
| Italy | 10,479 | 5,161 | 18,542 | 14,154 | 1,769.43 | 2,742.44 | 455 | 1,214 | 2,667.63 |
| Other W Europe | 18,215 | 15,593 | 29,579 | 34,802 | 1,623.89 | 2,231.93 | 3,032 | 7,653 | 2,524.08 |
| Sweden | 8,828 | 6,080 | 12,625 | 12,847 | 1,430.13 | 2,113.06 | 460 | 1,046 | 2,274.07 |
| Norway | 3,933 | 3,326 | 6,002 | 6,724 | 1,626.15 | 2,021.61 | 242 | 492 | 2,032.51 |
| Finland | 3,791 | 5,034 | 6,670 | 12,070 | 1,759.49 | 2,397.79 | 2,252 | 5,784 | 2,568.48 |
| Switzerland | 873 | 556 | 3,268 | 1,809 | 3,358.42 | 3,252.99 | 60 | 306 | 5,092.98 |
| Asia | 54,591 | 57,618 | 84,879 | 101,526 | 1,554.82 | 1,762.05 | 4,634 | 7,332 | 1,582.26 |
| W Asia (Mideast) | 2,253 | 2,372 | 4,132 | 4,360 | 1,834.15 | 1,838.13 | 19 | 31 | 1,631.59 |
| Japan | 35,332 | 37,073 | 55,592 | 67,925 | 1,573.42 | 1,832.19 | 3,235 | 5,069 | 1,567.06 |
| Southeast Asia | 6,995 | 6,557 | 11,059 | 11,251 | 1,582.43 | 1,714.77 | 450 | 806 | 1,792.03 |
| Malaysia | 3,085 | 2,527 | 4,739 | 3,929 | 1,556.13 | 1,554.88 | 65 | 102 | 1,567.32 |
| Singapore | 2,798 | 3,280 | 4,591 | 5,856 | 1,640.91 | 1,785.25 | 354 | 660 | 1,863.22 |
| Other East Asia | 9,997 | 11,508 | 14,060 | 17,839 | 1,406.43 | 1,550.13 | 898 | 1,385 | 1,522.71 |
| Korea, Rep of | 3,000 | 3,032 | 3,806 | 4,013 | 1,268.74 | 1,323.45 | 276 | 345 | 1,250.68 |
| Hong Kong | 3,373 | 4,441 | 5,396 | 7,690 | 1,599.80 | 1,731.52 | 271 | 520 | 1,919.54 |
| Taiwan | 3,624 | 4,035 | 4,857 | 6,137 | 1,340.32 | 1,520.84 | 351 | 520 | 1,481.40 |
| Oceania | 3,471 | 2,262 | 5,529 | 5,054 | 1,592.89 | 2,234.27 | 162 | 294 | 1,816.97 |
| New Zealand | 2,475 | 1,701 | 3,626 | 3,817 | 1,464.40 | 2,243.95 | 141 | 259 | 1,836.74 |
| Developed countries | 171,074 | 144,714 | 270,180 | 278,861 | 1,579.32 | 1,826.98 | 16,387 | 31,419 | 1,917.33 |
| Developing countries | 26,866 | 29,456 | 40,410 | 47,189 | 1,504.13 | 1,601.80 | 1,699 | 2,910 | 1,712.53 |
| Raisins - dried(MT): | | | | | | | | | |
| World | 108,621 | 111,363 | 160,221 | 177,081 | 1,475.04 | 1,590.12 | 12,525 | 20,611 | 1,645.59 |
| Canada | 8,014 | 10,626 | 19,166 | 21,837 | 2,126.25 | 2,055.03 | 1,353 | 3,133 | 2,315.68 |
| Latin America | 2,635 | 5,550 | 4,248 | 8,237 | 1,612.21 | 1,484.19 | 183 | 270 | 1,473.21 |
| Mexico | 169 | 2,973 | 410 | 3,836 | 2,428.89 | 1,290.34 | 61 | 82 | 1,344.47 |
| S America | 1,400 | 1,506 | 2,020 | 2,525 | 1,442.93 | 1,676.47 | 57 | 99 | 1,738.35 |
| W Europe | 59,751 | 54,515 | 83,146 | 85,885 | 1,391.54 | 1,575.45 | 7,608 | 12,638 | 1,661.20 |
| European Union | 49,594 | 45,055 | 68,990 | 68,066 | 1,391.10 | 1,510.73 | 5,544 | 8,159 | 1,471.65 |
| Denmark | 6,193 | 4,724 | 7,856 | 7,246 | 1,268.56 | 1,533.87 | 542 | 824 | 1,519.86 |
| United Kingdom | 22,292 | 23,839 | 32,628 | 35,572 | 1,463.66 | 1,482.18 | 3,718 | 5,250 | 1,412.07 |
| Netherlands | 4,117 | 3,104 | 6,511 | 5,390 | 1,581.54 | 1,736.35 | 241 | 380 | 1,577.47 |
| Belgium and Luxembourg | 3,746 | 2,384 | 4,792 | 4,250 | 1,278.95 | 1,782.87 | 253 | 348 | 1,376.03 |
| Germany | 11,812 | 10,082 | 15,438 | 14,140 | 1,306.94 | 1,402.45 | 701 | 1,202 | 1,714.32 |
| Other W Europe | 10,157 | 9,460 | 14,156 | 17,820 | 1,393.68 | 1,883.67 | 2,064 | 4,480 | 2,170.35 |
| Sweden | 5,275 | 3,760 | 7,121 | 6,690 | 1,350.02 | 1,779.35 | 263 | 518 | 1,967.99 |
| Norway | 2,461 | 2,200 | 3,599 | 4,021 | 1,462.31 | 1,827.78 | 169 | 281 | 1,725.59 |
| Finland | 1,904 | 3,039 | 2,710 | 6,424 | 1,423.49 | 2,113.91 | 1,591 | 3,619 | 2,274.43 |
| Asia | 35,328 | 38,848 | 50,768 | 57,652 | 1,437.07 | 1,484.03 | 3,225 | 4,308 | 1,335.84 |
| W Asia (Mideast) | 1,311 | 1,618 | 2,627 | 2,756 | 2,003.59 | 1,703.62 | 19 | 31 | 1,631.53 |
| Japan | 20,788 | 22,723 | 28,657 | 32,865 | 1,378.52 | 1,446.33 | 2,073 | 2,545 | 1,227.65 |

See footnotes at end of table.

Appendix table A-2--U.S. agricultural exports: Quantity, value, and unit value by commodity and country, October-August 1992/93 and 1993/94, and August 1994--continued

| Commodity and country | October-August | | | | | | August 1994 | | |
|--------------------------------------|----------------|---------|-------------------|---------|-----------------|----------|-------------|-------------------|-----------------|
| | Quantity | | Value (1,000 dol) | | Unit value (\$) | | Quantity | Value (1,000 dol) | Unit value (\$) |
| | 1992/93 | 1993/94 | 1992/93 | 1993/94 | 1992/93 | 1993/94 | | | |
| Raisins - dried(MT): | | | | | | | | | |
| Southeast Asia | 4,921 | 5,235 | 7,739 | 8,501 | 1,572.73 | 1,623.88 | 377 | 645 | 1,711.47 |
| Malaysia | 2,436 | 2,175 | 3,760 | 3,322 | 1,543.71 | 1,527.18 | 65 | 102 | 1,567.32 |
| Singapore | 1,833 | 2,562 | 2,963 | 4,196 | 1,616.59 | 1,637.78 | 299 | 516 | 1,724.65 |
| Other East Asia | 8,294 | 9,174 | 11,720 | 13,388 | 1,413.12 | 1,459.35 | 724 | 1,047 | 1,446.06 |
| Korea, Rep of | 2,932 | 2,706 | 3,657 | 3,424 | 1,250.74 | 1,265.38 | 276 | 345 | 1,250.68 |
| Hong Kong | 2,530 | 3,562 | 4,113 | 5,930 | 1,625.50 | 1,664.81 | 170 | 308 | 1,813.82 |
| Taiwan | 2,832 | 2,906 | 3,941 | 4,034 | 1,391.51 | 1,388.13 | 278 | 393 | 1,415.14 |
| Oceania | 1,745 | 1,227 | 2,696 | 2,523 | 1,544.36 | 2,056.47 | 116 | 198 | 1,703.29 |
| New Zealand | 1,585 | 1,107 | 2,354 | 2,311 | 1,485.35 | 2,087.42 | 97 | 168 | 1,728.51 |
| Developed countries | 91,799 | 89,525 | 134,732 | 143,983 | 1,467.69 | 1,608.29 | 11,167 | 18,542 | 1,660.40 |
| Developing countries | 16,808 | 21,392 | 25,467 | 32,382 | 1,515.16 | 1,513.76 | 1,355 | 2,066 | 1,524.85 |
| Prunes - dried(MT): | | | | | | | | | |
| World | 78,944 | 52,778 | 125,341 | 125,322 | 1,587.72 | 2,374.51 | 4,746 | 11,439 | 2,410.19 |
| Canada | 4,865 | 3,911 | 10,329 | 9,523 | 2,128.07 | 2,434.89 | 369 | 867 | 2,949.53 |
| Latin America | 2,540 | 1,723 | 4,137 | 3,511 | 1,628.81 | 2,037.79 | 61 | 194 | 2,523.90 |
| Mexico | 1,052 | 864 | 1,619 | 1,579 | 1,539.29 | 1,826.98 | 27 | 56 | 2,058.89 |
| S America | 1,004 | 418 | 1,776 | 1,070 | 1,768.78 | 2,560.33 | 29 | 85 | 2,920.52 |
| W Europe | 51,428 | 29,274 | 77,955 | 71,984 | 1,515.80 | 2,458.96 | 3,051 | 7,785 | 2,551.76 |
| European Union | 43,980 | 23,744 | 65,455 | 57,512 | 1,488.29 | 2,422.19 | 2,144 | 4,946 | 2,306.70 |
| Denmark | 2,360 | 1,127 | 3,457 | 2,052 | 1,464.93 | 1,820.84 | 185 | 327 | 1,765.64 |
| United Kingdom | 7,039 | 2,899 | 8,888 | 6,225 | 1,262.75 | 2,147.33 | 303 | 555 | 1,830.80 |
| Netherlands | 4,397 | 3,102 | 7,339 | 8,713 | 1,669.18 | 2,808.91 | 224 | 647 | 2,887.02 |
| Germany | 16,560 | 10,342 | 21,877 | 24,389 | 1,321.08 | 2,358.25 | 1,005 | 2,222 | 2,211.23 |
| Spain, incl Canary Is | 2,362 | 758 | 4,205 | 1,720 | 1,780.28 | 2,269.02 | 19 | 42 | 2,215.79 |
| Italy | 10,344 | 4,932 | 18,401 | 13,735 | 1,778.94 | 2,784.88 | 398 | 1,131 | 2,841.75 |
| Other W Europe | 7,448 | 5,530 | 12,500 | 14,471 | 1,678.24 | 2,616.87 | 907 | 2,840 | 3,131.03 |
| Sweden | 3,397 | 2,052 | 5,056 | 5,285 | 1,488.25 | 2,575.67 | 195 | 524 | 2,687.60 |
| Norway | 1,450 | 1,112 | 2,331 | 2,657 | 1,607.67 | 2,389.79 | 79 | 211 | 2,665.78 |
| Finland | 1,815 | 1,854 | 3,749 | 5,315 | 2,065.81 | 2,866.76 | 633 | 2,105 | 3,325.70 |
| Asia | 17,915 | 16,795 | 29,844 | 37,837 | 1,665.85 | 2,252.88 | 1,237 | 2,573 | 2,080.30 |
| W Asia (Mideast) | 889 | 637 | 1,360 | 1,420 | 1,530.27 | 2,228.53 | 0 | 0 | .00 |
| Japan | 13,596 | 13,094 | 23,599 | 30,431 | 1,735.71 | 2,324.01 | 1,038 | 2,151 | 2,071.80 |
| Southeast Asia | 1,892 | 1,195 | 2,926 | 2,495 | 1,546.26 | 2,087.46 | 55 | 144 | 2,616.53 |
| Singapore | 931 | 700 | 1,532 | 1,596 | 1,645.50 | 2,279.83 | 55 | 144 | 2,616.53 |
| Other East Asia | 1,538 | 1,869 | 1,959 | 3,492 | 1,273.75 | 1,868.58 | 144 | 279 | 1,936.78 |
| Hong Kong | 729 | 748 | 999 | 1,449 | 1,370.64 | 1,937.39 | 75 | 168 | 2,241.61 |
| Taiwan | 791 | 1,111 | 909 | 2,018 | 1,149.16 | 1,816.77 | 69 | 111 | 1,605.45 |
| Oceania | 1,460 | 817 | 2,271 | 1,904 | 1,555.54 | 2,331.03 | 24 | 47 | 1,975.96 |
| Australia | 700 | 363 | 1,304 | 862 | 1,862.71 | 2,375.35 | 0 | 0 | .00 |
| Developed countries | 71,709 | 47,462 | 114,738 | 114,682 | 1,600.05 | 2,416.29 | 4,482 | 10,850 | 2,420.87 |
| Developing countries | 7,235 | 5,316 | 10,603 | 10,640 | 1,465.46 | 2,001.49 | 264 | 588 | 2,228.98 |
| Other dried fruits(MT): | | | | | | | | | |
| World | 10,389 | 10,478 | 25,050 | 24,965 | 2,411.18 | 2,325.35 | 818 | 2,282 | 2,790.15 |
| Canada | 4,280 | 3,964 | 9,322 | 7,531 | 2,177.93 | 1,899.78 | 357 | 759 | 2,125.97 |
| Latin America | 2,429 | 2,003 | 3,446 | 2,721 | 1,418.59 | 1,358.42 | 32 | 178 | 5,567.91 |
| Mexico | 1,117 | 1,420 | 1,567 | 1,722 | 1,403.21 | 1,212.36 | 28 | 160 | 5,704.71 |
| Central America | 278 | 277 | 565 | 576 | 2,030.60 | 2,080.38 | 4 | 18 | 4,610.25 |
| Guatemala | 58 | 142 | 126 | 393 | 2,166.03 | 2,800.63 | 0 | 0 | .00 |
| Honduras | 187 | 73 | 322 | 55 | 1,722.20 | 748.40 | 0 | 0 | .00 |
| Caribbean | 599 | 142 | 457 | 127 | 762.70 | 896.82 | 0 | 0 | .00 |
| S America | 435 | 164 | 857 | 296 | 1,970.16 | 1,803.30 | 0 | 0 | .00 |
| Venezuela | 223 | 107 | 320 | 154 | 1,434.08 | 1,442.35 | 0 | 0 | .00 |
| W Europe | 2,062 | 2,260 | 7,415 | 7,316 | 3,596.03 | 3,237.06 | 235 | 845 | 3,595.01 |
| European Union | 1,452 | 1,657 | 4,491 | 4,804 | 3,092.99 | 2,899.27 | 174 | 512 | 2,938.68 |
| United Kingdom | 631 | 554 | 2,743 | 2,403 | 4,347.21 | 4,337.68 | 85 | 326 | 3,829.53 |
| Netherlands | 218 | 181 | 620 | 544 | 2,842.97 | 3,006.05 | 12 | 79 | 6,599.17 |
| Germany | 332 | 117 | 767 | 388 | 2,309.01 | 3,314.94 | 1 | 11 | 11,132.00 |
| Portugal | 40 | 275 | 34 | 705 | 856.52 | 2,564.29 | 0 | 0 | .00 |
| Italy | 77 | 153 | 47 | 259 | 613.53 | 1,691.48 | 29 | 43 | 1,486.21 |
| Other W Europe | 610 | 603 | 2,924 | 2,512 | 4,793.44 | 4,165.28 | 61 | 334 | 5,468.18 |
| Sweden | 156 | 268 | 448 | 872 | 2,873.30 | 3,252.78 | 2 | 4 | 2,205.00 |
| Finland | 72 | 141 | 210 | 331 | 2,923.08 | 2,349.87 | 28 | 60 | 2,158.03 |
| Switzerland | 356 | 180 | 2,187 | 1,263 | 6,143.26 | 7,018.15 | 31 | 269 | 8,668.52 |
| Asia | 1,348 | 1,975 | 4,267 | 6,037 | 3,165.25 | 3,056.69 | 172 | 451 | 2,620.88 |
| Japan | 948 | 1,256 | 3,337 | 4,629 | 3,519.81 | 3,685.60 | 124 | 374 | 3,016.14 |
| Southeast Asia | 182 | 137 | 404 | 265 | 2,220.72 | 1,937.01 | 18 | 17 | 959.83 |
| Other East Asia | 165 | 465 | 381 | 958 | 2,306.55 | 2,061.22 | 30 | 60 | 1,983.77 |
| Korea, Rep of | 50 | 316 | 88 | 564 | 1,764.34 | 1,784.14 | 0 | 0 | .00 |
| Hong Kong | 114 | 131 | 285 | 310 | 2,497.91 | 2,369.69 | 26 | 44 | 1,681.77 |
| Oceania | 265 | 218 | 561 | 626 | 2,118.36 | 2,872.35 | 22 | 49 | 2,242.91 |
| New Zealand | 204 | 175 | 359 | 512 | 1,759.38 | 2,927.41 | 20 | 44 | 2,194.55 |
| Developed countries | 7,566 | 7,727 | 20,709 | 20,197 | 2,737.14 | 2,613.76 | 738 | 2,027 | 2,747.12 |
| Developing countries | 2,823 | 2,748 | 4,341 | 4,161 | 1,537.59 | 1,514.01 | 80 | 255 | 3,187.04 |
| Fruits - canned ex juice(MT): | | | | | | | | | |
| World | 109,472 | 104,875 | 119,820 | 111,738 | 1,094.52 | 1,065.44 | 7,912 | 8,777 | 1,109.35 |
| Canada | 24,044 | 21,810 | 26,150 | 22,307 | 1,087.57 | 1,022.77 | 1,837 | 1,851 | 1,007.69 |
| Latin America | 12,909 | 10,747 | 13,638 | 10,936 | 1,056.45 | 1,017.55 | 1,600 | 1,012 | 1,012.17 |
| Mexico | 5,043 | 4,403 | 4,348 | 4,344 | 862.26 | 986.49 | 505 | 534 | 1,056.55 |
| Central America | 4,676 | 3,724 | 5,263 | 3,897 | 1,125.51 | 1,046.40 | 291 | 285 | 980.27 |
| Costa Rica | 1,605 | 1,587 | 1,529 | 1,608 | 948.92 | 1,013.53 | 96 | 100 | 1,045.34 |
| Panama | 1,545 | 1,208 | 1,684 | 1,336 | 1,089.86 | 1,106.22 | 113 | 107 | 947.63 |
| Caribbean | 1,094 | 1,097 | 1,228 | 1,173 | 1,122.81 | 1,069.59 | 58 | 78 | 1,352.31 |
| S America | 2,096 | 1,523 | 2,798 | 1,522 | 1,334.96 | 999.36 | 146 | 115 | 787.12 |

See footnotes at end of table.

Appendix table A-2--U.S. agricultural exports: Quantity, value, and unit value by commodity and country, October-August 1992/93 and 1993/94, and August 1994--continued

| Commodity and country | October-August | | | | | | August 1994 | | |
|---|----------------|-----------|-------------------|---------|-----------------|----------|-------------|-------------------|-----------------|
| | Quantity | | Value (1,000 dol) | | Unit value (\$) | | Quantity | Value (1,000 dol) | Unit value (\$) |
| | 1992/93 | 1993/94 | 1992/93 | 1993/94 | 1992/93 | 1993/94 | | | |
| Fruits - canned ex juice(MT): | | | | | | | | | |
| Ecuador | 1,191 | 612 | 1,746 | 602 | 1,465.66 | 983.49 | 77 | 54 | 701.88 |
| W Europe | 14,443 | 14,503 | 13,238 | 13,381 | 916.55 | 922.61 | 833 | 937 | 1,124.36 |
| European Union | 12,474 | 13,337 | 11,359 | 12,334 | 910.63 | 924.80 | 769 | 909 | 1,182.43 |
| United Kingdom | 1,246 | 1,647 | 1,868 | 2,255 | 1,498.88 | 1,369.37 | 250 | 375 | 1,498.96 |
| Netherlands | 3,106 | 3,411 | 3,052 | 3,667 | 982.63 | 1,075.09 | 176 | 159 | 905.10 |
| Belgium and Luxembourg | 1,095 | 1,100 | 1,304 | 1,399 | 1,191.05 | 1,217.00 | 33 | 56 | 1,698.06 |
| Germany | 5,828 | 6,140 | 4,958 | 4,238 | 747.75 | 690.23 | 146 | 156 | 1,070.99 |
| Other W Europe | 1,969 | 1,166 | 1,878 | 1,047 | 954.03 | 897.57 | 54 | 27 | 426.69 |
| Asia | 56,262 | 56,468 | 64,600 | 63,243 | 1,148.19 | 1,119.97 | 4,110 | 4,832 | 1,175.72 |
| W Asia (Mideast) | 5,540 | 4,054 | 5,790 | 4,243 | 1,045.18 | 1,046.65 | 326 | 398 | 1,221.24 |
| Saudi Arabia | 2,996 | 1,881 | 3,436 | 2,229 | 1,146.93 | 1,185.10 | 140 | 140 | 1,000.31 |
| Japan | 26,198 | 31,834 | 28,620 | 33,171 | 1,092.46 | 1,042.00 | 2,061 | 2,250 | 1,091.49 |
| Southeast Asia | 10,673 | 7,817 | 12,877 | 9,239 | 1,206.46 | 1,181.86 | 593 | 707 | 1,191.99 |
| Singapore | 4,889 | 5,478 | 6,094 | 6,382 | 1,246.52 | 1,165.10 | 273 | 381 | 1,394.26 |
| Philippines | 4,202 | 1,308 | 4,494 | 1,442 | 1,069.38 | 1,102.52 | 218 | 190 | 873.61 |
| Other East Asia | 13,680 | 12,745 | 17,126 | 16,572 | 1,251.88 | 1,300.90 | 1,130 | 1,478 | 1,307.69 |
| Korea, Rep of | 1,712 | 2,227 | 3,123 | 3,074 | 1,823.91 | 1,380.13 | 177 | 293 | 1,658.18 |
| Hong Kong | 6,939 | 7,325 | 8,035 | 8,951 | 1,157.91 | 1,221.99 | 475 | 559 | 1,176.80 |
| Taiwan | 5,029 | 3,193 | 5,968 | 4,548 | 1,186.82 | 1,424.28 | 476 | 625 | 1,307.97 |
| Oceania | 965 | 736 | 1,473 | 1,085 | 1,526.87 | 1,474.32 | 60 | 99 | 1,648.85 |
| Developed countries | 65,718 | 69,140 | 69,537 | 70,275 | 1,058.12 | 1,016.41 | 4,817 | 5,161 | 1,071.40 |
| Developing countries | 42,908 | 35,230 | 49,528 | 40,937 | 1,154.28 | 1,161.89 | 3,040 | 3,580 | 1,177.74 |
| Fruits - froz ex juice(MT): | | | | | | | | | |
| World | 26,686 | 32,770 | 38,781 | 44,871 | 1,453.25 | 1,369.26 | 5,815 | 7,295 | 1,254.54 |
| Canada | 6,931 | 8,898 | 10,080 | 11,300 | 1,454.28 | 1,269.93 | 1,521 | 1,928 | 1,267.27 |
| Latin America | 258 | 549 | 309 | 776 | 1,198.62 | 1,413.83 | 21 | 28 | 1,316.76 |
| Mexico | 149 | 444 | 124 | 600 | 828.99 | 1,350.89 | 21 | 28 | 1,316.76 |
| W Europe | 6,775 | 6,072 | 11,334 | 7,562 | 1,672.90 | 1,245.40 | 2,229 | 2,472 | 1,109.23 |
| European Union | 6,663 | 5,938 | 11,151 | 7,330 | 1,673.58 | 1,234.40 | 2,134 | 2,363 | 1,107.21 |
| United Kingdom | 383 | 648 | 665 | 839 | 1,735.65 | 1,294.68 | 350 | 402 | 1,149.04 |
| Netherlands | 542 | 1,516 | 862 | 1,802 | 1,591.12 | 1,188.47 | 704 | 740 | 1,050.67 |
| Belgium and Luxembourg | 780 | 98 | 893 | 73 | 1,144.96 | 747.35 | 98 | 73 | 747.35 |
| France | 479 | 932 | 966 | 1,093 | 2,015.66 | 1,172.85 | 723 | 834 | 1,153.49 |
| Germany | 4,367 | 2,507 | 7,502 | 3,203 | 1,717.80 | 1,277.75 | 213 | 252 | 1,184.51 |
| Asia | 10,860 | 14,996 | 14,381 | 21,513 | 1,324.19 | 1,434.60 | 1,852 | 2,477 | 1,337.32 |
| Japan | 9,975 | 13,661 | 13,017 | 19,504 | 1,305.01 | 1,427.73 | 1,592 | 2,177 | 1,367.22 |
| Other East Asia | 795 | 1,141 | 1,242 | 1,789 | 1,561.89 | 1,567.94 | 253 | 290 | 1,144.92 |
| Korea, Rep of | 278 | 583 | 349 | 636 | 1,254.59 | 1,090.99 | 245 | 277 | 1,131.37 |
| Hong Kong | 332 | 389 | 541 | 831 | 1,629.45 | 2,134.97 | 8 | 12 | 1,560.00 |
| Oceania | 1,859 | 1,889 | 2,675 | 3,018 | 1,439.18 | 1,597.43 | 187 | 380 | 2,030.84 |
| Australia | 1,838 | 1,839 | 2,648 | 2,949 | 1,440.60 | 1,603.58 | 159 | 344 | 2,166.15 |
| Developed countries | 25,540 | 30,774 | 37,106 | 41,745 | 1,452.88 | 1,356.52 | 5,529 | 6,956 | 1,258.16 |
| Developing countries | 1,143 | 1,870 | 1,672 | 2,743 | 1,468.20 | 1,466.94 | 279 | 324 | 1,159.95 |
| Other fruits - prep or pres(MT): | | | | | | | | | |
| World | 67,051 | 63,803 | 101,066 | 92,236 | 1,507.30 | 1,445.64 | 7,682 | 10,756 | 1,400.11 |
| Canada | 24,717 | 19,727 | 37,453 | 27,406 | 1,515.29 | 1,389.25 | 2,561 | 3,883 | 1,516.07 |
| Latin America | 11,642 | 11,416 | 14,489 | 13,469 | 1,244.51 | 1,179.85 | 2,858 | 3,224 | 1,128.11 |
| Mexico | 4,480 | 7,395 | 4,847 | 8,504 | 1,082.01 | 1,149.99 | 2,388 | 2,735 | 1,145.42 |
| Central America | 1,611 | 547 | 2,462 | 883 | 1,528.12 | 1,614.00 | 72 | 117 | 1,618.96 |
| Caribbean | 3,553 | 2,399 | 3,785 | 2,457 | 1,065.41 | 1,024.23 | 321 | 209 | 649.79 |
| Neth Antilles | 776 | 534 | 1,100 | 870 | 1,417.21 | 1,628.78 | 67 | 63 | 943.45 |
| S America | 1,998 | 1,075 | 3,394 | 1,625 | 1,698.68 | 1,511.62 | 77 | 164 | 2,126.52 |
| Ecuador | 763 | 146 | 1,444 | 240 | 1,893.11 | 1,641.17 | 6 | 16 | 2,633.83 |
| W Europe | 11,035 | 11,186 | 16,682 | 14,685 | 1,511.74 | 1,312.80 | 647 | 801 | 1,237.42 |
| European Union | 10,241 | 10,332 | 14,550 | 12,438 | 1,420.79 | 1,203.82 | 566 | 595 | 1,051.61 |
| Denmark | 529 | 1,485 | 294 | 1,044 | 555.24 | 703.06 | 0 | 0 | .00 |
| United Kingdom | 1,603 | 1,110 | 3,103 | 2,219 | 1,935.51 | 1,999.30 | 209 | 295 | 1,410.12 |
| Netherlands | 2,318 | 2,161 | 2,358 | 1,716 | 1,017.41 | 794.28 | 298 | 212 | 712.25 |
| France | 4,338 | 4,039 | 6,332 | 5,082 | 1,459.61 | 1,258.24 | 0 | 0 | .00 |
| Germany | 663 | 1,039 | 1,602 | 1,801 | 2,415.56 | 1,733.82 | 17 | 50 | 2,945.41 |
| Other W Europe | 794 | 854 | 2,132 | 2,247 | 2,684.74 | 2,631.25 | 81 | 205 | 2,535.78 |
| Switzerland | 422 | 503 | 1,544 | 1,929 | 3,659.60 | 3,637.13 | 66 | 180 | 2,727.11 |
| Asia | 16,750 | 19,238 | 26,262 | 32,361 | 1,567.89 | 1,682.16 | 1,392 | 2,489 | 1,788.36 |
| W Asia (Mideast) | 3,653 | 2,973 | 5,854 | 4,080 | 1,602.54 | 1,372.20 | 216 | 301 | 1,394.27 |
| Israel, inc Gaza | 1,989 | 1,011 | 2,498 | 1,624 | 1,256.14 | 1,606.03 | 60 | 126 | 2,092.67 |
| Kuwait | 365 | 297 | 1,113 | 696 | 3,048.80 | 2,344.26 | 33 | 69 | 2,090.94 |
| Saudi Arabia | 1,076 | 793 | 1,527 | 885 | 1,418.77 | 1,115.47 | 86 | 64 | 743.96 |
| Japan | 5,875 | 7,067 | 8,286 | 12,729 | 1,410.41 | 1,801.25 | 780 | 1,305 | 1,673.49 |
| Southeast Asia | 2,985 | 2,336 | 5,249 | 4,182 | 1,758.37 | 1,790.35 | 210 | 424 | 2,020.20 |
| Singapore | 1,855 | 1,270 | 2,873 | 2,221 | 1,735.81 | 1,749.00 | 112 | 208 | 1,854.79 |
| Other East Asia | 4,038 | 6,829 | 6,621 | 11,315 | 1,639.62 | 1,656.91 | 186 | 459 | 2,465.96 |
| Korea, Rep of | 2,054 | 2,536 | 2,943 | 3,618 | 1,432.92 | 1,426.51 | 15 | 23 | 1,546.00 |
| Hong Kong | 1,520 | 3,687 | 2,857 | 6,833 | 1,879.36 | 1,853.27 | 70 | 288 | 4,116.10 |
| Oceania | 2,106 | 1,897 | 4,907 | 3,761 | 2,330.02 | 1,982.80 | 200 | 330 | 1,649.56 |
| Australia | 1,812 | 1,700 | 4,374 | 3,388 | 2,413.77 | 1,992.71 | 171 | 262 | 1,531.15 |
| Developed countries | 45,680 | 40,816 | 69,742 | 60,027 | 1,526.76 | 1,470.67 | 4,244 | 6,424 | 1,513.78 |
| Developing countries | 20,775 | 22,790 | 30,438 | 31,793 | 1,465.12 | 1,395.04 | 3,437 | 4,328 | 1,259.24 |
| Fruit juices incl froz(HL): | | | | | | | | | |
| World | 7,235,045 | 6,454,720 | 390,198 | 425,287 | 53.93 | 65.89 | 776,364 | 46,240 | 59.56 |
| Canada | 2,410,159 | 1,732,529 | 139,629 | 142,264 | 57.93 | 82.11 | 177,045 | 14,154 | 79.95 |
| Latin America | 482,456 | 524,261 | 26,240 | 34,059 | 54.39 | 64.96 | 72,262 | 4,738 | 65.57 |
| Mexico | 54,495 | 127,215 | 4,016 | 8,488 | 62.27 | 66.72 | 20,859 | 1,207 | 57.90 |
| Central America | 130,492 | 124,832 | 6,967 | 7,611 | 53.39 | 60.97 | 19,262 | 1,554 | 80.67 |

See footnotes at end of table.

Appendix table A-2--U.S. agricultural exports: Quantity, value, and unit value by commodity and country, October-August 1982/83 and 1993/94, and August 1994--continued

| Commodity and country | October-August | | | | | | August 1994 | | |
|------------------------------------|----------------|-----------|-------------------|---------|-----------------|---------|-------------|-------------------|-----------------|
| | Quantity | | Value (1,000 dol) | | Unit value (\$) | | Quantity | Value (1,000 dol) | Unit value (\$) |
| | 1982/83 | 1993/94 | 1982/83 | 1993/94 | 1982/83 | 1993/94 | | | |
| Fruit juices incl froz(HL): | | | | | | | | | |
| Caribbean | 249,015 | 232,693 | 13,007 | 15,655 | 52.23 | 67.32 | 27,607 | 1,638 | 59.34 |
| Bahamas | 108,872 | 86,013 | 5,179 | 5,938 | 47.57 | 69.04 | 7,754 | 557 | 71.85 |
| W Europe | 1,829,881 | 1,831,903 | 84,167 | 88,370 | 45.99 | 48.24 | 201,157 | 10,935 | 54.36 |
| European Union | 1,556,578 | 1,601,715 | 71,059 | 78,093 | 45.65 | 48.75 | 179,021 | 9,897 | 55.28 |
| United Kingdom | 229,044 | 286,546 | 10,684 | 14,893 | 46.65 | 52.32 | 50,528 | 3,198 | 63.28 |
| Netherlands | 307,971 | 313,610 | 10,834 | 14,351 | 35.18 | 45.76 | 10,359 | 600 | 57.99 |
| Belgium and Luxembourg | 245,578 | 310,255 | 12,929 | 18,966 | 52.65 | 61.20 | 66,613 | 3,979 | 59.74 |
| France | 545,354 | 533,436 | 25,906 | 21,520 | 47.50 | 40.34 | 30,166 | 1,072 | 35.52 |
| Greece | 128,626 | 19,753 | 5,023 | 3,087 | 39.05 | 156.27 | 2,364 | 430 | 182.04 |
| Other W Europe | 273,303 | 230,188 | 13,108 | 10,277 | 47.96 | 44.65 | 22,136 | 1,038 | 46.91 |
| Sweden | 72,381 | 66,345 | 5,586 | 4,303 | 77.17 | 64.86 | 5,734 | 416 | 72.61 |
| Norway | 138,387 | 115,894 | 4,768 | 3,786 | 34.47 | 32.64 | 10,730 | 316 | 29.43 |
| Asia | 2,460,243 | 2,268,671 | 137,515 | 155,179 | 55.89 | 68.40 | 309,477 | 15,607 | 50.49 |
| W Asia (Mideast) | 98,094 | 72,113 | 5,044 | 4,895 | 51.42 | 67.89 | 10,210 | 617 | 60.40 |
| Japan | 1,389,979 | 1,313,933 | 87,342 | 97,486 | 62.84 | 74.19 | 219,291 | 9,602 | 43.78 |
| Southeast Asia | 120,307 | 92,036 | 6,254 | 6,418 | 51.98 | 69.73 | 5,001 | 371 | 74.09 |
| Other East Asia | 849,347 | 789,830 | 38,716 | 46,259 | 45.58 | 58.64 | 74,400 | 4,982 | 66.96 |
| Korea, Rep of | 412,063 | 374,901 | 20,415 | 28,994 | 49.54 | 77.34 | 25,787 | 2,872 | 111.38 |
| Hong Kong | 226,451 | 243,090 | 8,398 | 9,221 | 37.09 | 37.93 | 20,737 | 970 | 46.77 |
| Taiwan | 210,715 | 170,839 | 9,893 | 8,045 | 46.95 | 47.09 | 27,876 | 1,140 | 40.89 |
| Developed countries | 5,675,824 | 4,927,584 | 312,806 | 330,994 | 55.11 | 67.17 | 604,353 | 34,936 | 57.81 |
| Developing countries | 1,532,714 | 1,491,196 | 76,240 | 92,497 | 49.74 | 62.03 | 162,879 | 10,855 | 66.64 |
| Apple juice(HL): | | | | | | | | | |
| World | 554,672 | 401,769 | 48,191 | 46,671 | 86.88 | 116.16 | 39,787 | 4,299 | 108.05 |
| Canada | 146,890 | 123,184 | 12,044 | 8,838 | 81.99 | 71.75 | 12,316 | 910 | 73.87 |
| Latin America | 85,770 | 51,886 | 6,414 | 5,275 | 74.78 | 101.67 | 5,317 | 519 | 97.64 |
| Mexico | 12,754 | 21,047 | 1,236 | 2,381 | 96.89 | 113.11 | 911 | 120 | 131.49 |
| Central America | 37,727 | 7,364 | 2,649 | 776 | 70.21 | 105.38 | 864 | 106 | 110.24 |
| Guatemala | 7,568 | 72 | 492 | 17 | 64.99 | 231.39 | 0 | 0 | .00 |
| Honduras | 15,496 | 0 | 1,007 | 0 | 64.99 | .00 | 0 | 0 | .00 |
| Panama | 8,329 | 5,414 | 710 | 582 | 85.29 | 107.57 | 749 | 74 | 99.29 |
| Caribbean | 19,290 | 20,553 | 1,372 | 1,906 | 71.15 | 92.75 | 2,785 | 250 | 89.91 |
| Bahamas | 2,151 | 5,254 | 179 | 647 | 83.42 | 123.21 | 452 | 62 | 136.88 |
| Dominican Republic | 3,131 | 8,934 | 220 | 711 | 70.39 | 79.08 | 2,088 | 156 | 74.92 |
| S America | 15,999 | 2,922 | 1,157 | 212 | 72.31 | 72.70 | 657 | 43 | 65.02 |
| Ecuador | 12,133 | 111 | 789 | 7 | 64.99 | 64.72 | 0 | 0 | .00 |
| W Europe | 6,654 | 16,549 | 626 | 1,267 | 94.08 | 76.57 | 524 | 38 | 72.64 |
| European Union | 5,263 | 14,479 | 537 | 1,139 | 102.03 | 78.66 | 211 | 21 | 99.50 |
| United Kingdom | 1,036 | 11,035 | 60 | 810 | 57.66 | 73.40 | 92 | 12 | 130.03 |
| Former Soviet Union | 1,099 | 5,271 | 69 | 522 | 62.54 | 89.04 | 219 | 50 | 230.59 |
| Russia | 1,099 | 5,271 | 69 | 522 | 62.54 | 89.04 | 219 | 50 | 230.59 |
| Asia | 311,848 | 200,467 | 28,869 | 30,170 | 92.57 | 150.50 | 21,189 | 2,756 | 130.00 |
| W Asia (Mideast) | 6,251 | 4,511 | 494 | 639 | 79.07 | 141.72 | 627 | 113 | 180.06 |
| Japan | 212,655 | 114,242 | 20,765 | 18,567 | 97.65 | 162.52 | 10,051 | 1,461 | 145.33 |
| Southeast Asia | 19,645 | 26,020 | 1,787 | 3,208 | 90.94 | 123.31 | 2,254 | 207 | 91.63 |
| Malaysia | 2,756 | 6,980 | 221 | 536 | 80.15 | 76.74 | 821 | 69 | 83.77 |
| Singapore | 10,329 | 14,117 | 1,088 | 2,065 | 105.32 | 146.27 | 1,241 | 124 | 100.19 |
| Other East Asia | 72,051 | 55,037 | 5,753 | 7,709 | 79.85 | 140.06 | 8,155 | 965 | 118.33 |
| Korea, Rep of | 43,612 | 24,840 | 3,717 | 5,481 | 85.22 | 220.67 | 2,939 | 623 | 212.08 |
| Hong Kong | 16,275 | 21,120 | 1,179 | 1,575 | 72.44 | 74.58 | 3,795 | 254 | 66.94 |
| Taiwan | 12,164 | 9,077 | 858 | 652 | 70.50 | 71.83 | 1,421 | 88 | 61.70 |
| Developed countries | 367,079 | 255,819 | 33,492 | 29,055 | 91.24 | 113.57 | 22,891 | 2,409 | 105.22 |
| Developing countries | 185,248 | 139,864 | 14,561 | 17,039 | 78.60 | 121.83 | 16,409 | 1,820 | 110.93 |
| Other countries | 2,345 | 6,086 | 138 | 577 | 59.00 | 84.85 | 487 | 70 | 144.07 |
| Grape juice(HL): | | | | | | | | | |
| World | 715,467 | 609,642 | 44,290 | 43,589 | 61.90 | 71.50 | 42,166 | 3,172 | 75.23 |
| Canada | 315,917 | 245,010 | 19,426 | 19,265 | 61.49 | 78.63 | 13,565 | 1,275 | 93.99 |
| Latin America | 20,415 | 39,851 | 1,341 | 2,486 | 65.70 | 62.49 | 8,199 | 278 | 33.84 |
| Mexico | 5,491 | 17,223 | 417 | 934 | 76.00 | 54.20 | 6,705 | 204 | 30.49 |
| Central America | 4,872 | 8,700 | 334 | 665 | 68.51 | 76.48 | 268 | 20 | 74.92 |
| Caribbean | 9,470 | 12,092 | 550 | 752 | 58.13 | 62.22 | 1,226 | 53 | 43.21 |
| W Europe | 6,201 | 7,445 | 357 | 639 | 57.54 | 85.88 | 770 | 64 | 82.60 |
| European Union | 5,208 | 5,662 | 308 | 578 | 59.08 | 103.92 | 740 | 58 | 78.89 |
| Asia | 371,624 | 310,859 | 23,075 | 20,959 | 62.09 | 67.42 | 19,400 | 1,539 | 79.31 |
| Japan | 240,326 | 136,765 | 18,348 | 15,049 | 76.35 | 110.03 | 8,979 | 1,163 | 129.47 |
| Southeast Asia | 15,275 | 2,314 | 527 | 177 | 34.52 | 76.68 | 0 | 0 | .00 |
| Other East Asia | 113,569 | 168,695 | 4,050 | 5,580 | 35.66 | 33.08 | 10,238 | 362 | 35.39 |
| Korea, Rep of | 9,011 | 18,225 | 676 | 1,292 | 75.01 | 70.87 | 3,310 | 171 | 51.56 |
| Hong Kong | 74,044 | 123,836 | 1,674 | 2,740 | 22.60 | 22.11 | 5,140 | 135 | 26.18 |
| Taiwan | 30,514 | 26,534 | 1,700 | 1,548 | 55.72 | 58.34 | 1,788 | 57 | 31.97 |
| Developed countries | 563,384 | 390,340 | 38,193 | 35,014 | 67.79 | 89.70 | 23,314 | 2,501 | 107.28 |
| Developing countries | 152,083 | 215,074 | 6,097 | 8,463 | 40.09 | 39.35 | 18,852 | 671 | 35.59 |
| Grapefruit juice(HL): | | | | | | | | | |
| World | 824,269 | 564,993 | 51,937 | 46,677 | 63.01 | 82.61 | 62,599 | 4,911 | 78.45 |
| Canada | 154,754 | 76,843 | 11,421 | 10,284 | 73.80 | 133.83 | 9,173 | 1,315 | 143.38 |
| Latin America | 6,294 | 13,362 | 451 | 997 | 71.67 | 74.61 | 818 | 71 | 76.97 |
| W Europe | 265,974 | 225,242 | 13,309 | 10,889 | 50.02 | 48.34 | 19,079 | 1,246 | 65.32 |
| European Union | 251,201 | 202,690 | 12,558 | 9,872 | 49.99 | 48.71 | 15,744 | 1,095 | 69.53 |
| United Kingdom | 53,245 | 24,780 | 2,215 | 1,365 | 41.60 | 55.07 | 2,829 | 364 | 128.80 |
| Netherlands | 80,892 | 55,220 | 3,965 | 3,051 | 49.02 | 55.26 | 1,724 | 179 | 104.10 |
| Belgium and Luxembourg | 39,152 | 38,727 | 2,224 | 2,212 | 56.80 | 57.13 | 6,398 | 351 | 54.84 |
| France | 46,760 | 67,106 | 2,362 | 2,253 | 60.51 | 33.57 | 3,036 | 129 | 41.92 |
| Germany | 18,867 | 16,459 | 1,191 | 959 | 63.10 | 58.24 | 1,707 | 71 | 41.40 |

See footnotes at end of table.

Appendix table A-2--U.S. agricultural exports: Quantity, value, and unit value by commodity and country, October-August 1992/93 and 1993/94, and August 1994--continued

| Commodity and country | October-August | | | | | | August 1994 | | |
|-------------------------|----------------|-----------|-------------------|---------|-----------------|---------|-------------|-------------------|-----------------|
| | Quantity | | Value (1,000 dol) | | Unit value (\$) | | Quantity | Value (1,000 dol) | Unit value (\$) |
| | 1992/93 | 1993/94 | 1992/93 | 1993/94 | 1992/93 | 1993/94 | | | |
| Grapefruit juice(HL): | | | | | | | | | |
| Other W Europe | 14,773 | 22,552 | 745 | 1,017 | 50.44 | 45.10 | 3,335 | 151 | 45.41 |
| Switzerland | 12,893 | 12,574 | 641 | 547 | 49.69 | 43.52 | 2,868 | 113 | 39.48 |
| Asia | 396,052 | 246,458 | 26,677 | 24,258 | 67.36 | 98.47 | 33,362 | 2,275 | 68.18 |
| W Asia (Mideast) | 26,744 | 35,853 | 1,593 | 2,207 | 59.56 | 61.55 | 6,743 | 297 | 44.07 |
| Israel, inc Gaza | 11,648 | 13,904 | 661 | 816 | 56.74 | 58.71 | 3,968 | 125 | 31.63 |
| United Arab Emir | 9,514 | 11,750 | 636 | 731 | 68.83 | 62.22 | 1,090 | 56 | 51.06 |
| Japan | 317,016 | 172,302 | 21,414 | 19,854 | 67.55 | 115.22 | 12,489 | 1,384 | 110.98 |
| Other East Asia | 50,277 | 34,473 | 3,553 | 1,927 | 70.67 | 55.91 | 13,757 | 570 | 41.42 |
| Taiwan | 44,470 | 27,951 | 3,136 | 1,466 | 70.53 | 52.46 | 12,797 | 502 | 39.21 |
| Developed countries | 749,786 | 489,771 | 46,827 | 41,920 | 62.45 | 85.59 | 44,689 | 4,071 | 91.09 |
| Developing countries | 74,122 | 74,566 | 5,085 | 4,714 | 68.60 | 63.21 | 17,664 | 824 | 46.67 |
| Orange juice(HL): | | | | | | | | | |
| World | 4,099,465 | 3,703,196 | 194,154 | 216,143 | 47.36 | 58.37 | 474,799 | 24,495 | 51.59 |
| Canada | 1,452,723 | 881,835 | 77,774 | 80,558 | 53.54 | 91.35 | 88,261 | 7,805 | 88.43 |
| Latin America | 126,964 | 162,951 | 6,867 | 9,497 | 54.08 | 58.28 | 21,500 | 1,355 | 63.01 |
| Central America | 59,017 | 81,729 | 2,638 | 3,850 | 44.70 | 47.11 | 9,613 | 502 | 52.25 |
| Caribbean | 44,539 | 48,072 | 2,786 | 3,229 | 62.55 | 67.17 | 3,892 | 274 | 68.67 |
| W Europe | 1,480,288 | 1,427,174 | 65,634 | 67,060 | 44.34 | 46.99 | 158,633 | 8,379 | 52.82 |
| European Union | 1,233,531 | 1,238,584 | 53,826 | 58,842 | 43.63 | 47.51 | 141,130 | 7,616 | 53.96 |
| United Kingdom | 164,043 | 196,874 | 7,659 | 9,868 | 46.69 | 50.13 | 36,106 | 2,232 | 61.83 |
| Netherlands | 208,541 | 216,324 | 5,909 | 9,778 | 28.33 | 45.20 | 3,396 | 161 | 47.36 |
| Belgium and Luxembourg | 204,949 | 268,989 | 10,614 | 16,547 | 51.79 | 61.51 | 60,215 | 3,628 | 60.26 |
| France | 495,230 | 439,249 | 23,379 | 17,293 | 47.21 | 39.37 | 24,934 | 789 | 31.64 |
| Greece | 117,624 | 19,026 | 4,548 | 3,057 | 38.66 | 160.66 | 2,364 | 430 | 182.04 |
| Other W Europe | 246,757 | 188,590 | 11,809 | 8,219 | 47.85 | 43.58 | 17,503 | 763 | 43.60 |
| Sweden | 66,475 | 53,819 | 5,336 | 3,651 | 80.27 | 67.84 | 4,736 | 353 | 74.61 |
| Norway | 135,297 | 107,423 | 4,586 | 3,260 | 33.89 | 30.54 | 10,556 | 300 | 28.39 |
| Asia | 1,024,674 | 1,191,283 | 42,939 | 56,956 | 41.90 | 47.81 | 201,281 | 6,698 | 33.27 |
| W Asia (Mideast) | 46,085 | 18,301 | 1,957 | 1,389 | 42.47 | 75.80 | 1,181 | 122 | 102.96 |
| Japan | 407,342 | 729,477 | 17,249 | 30,137 | 42.35 | 41.37 | 166,613 | 4,116 | 24.70 |
| Southeast Asia | 60,274 | 39,774 | 2,572 | 1,825 | 42.66 | 45.88 | 1,096 | 82 | 75.25 |
| Other East Asia | 510,883 | 404,366 | 21,155 | 23,578 | 41.41 | 58.31 | 32,391 | 2,378 | 73.41 |
| Korea, Rep of | 284,350 | 238,106 | 13,037 | 16,468 | 45.85 | 69.16 | 11,417 | 1,515 | 132.73 |
| Hong Kong | 113,659 | 75,410 | 4,491 | 3,511 | 39.51 | 46.56 | 9,692 | 428 | 44.14 |
| Taiwan | 112,756 | 90,850 | 3,618 | 3,599 | 32.08 | 39.62 | 11,282 | 435 | 38.53 |
| Developed countries | 3,365,857 | 3,060,675 | 161,183 | 178,749 | 47.89 | 58.40 | 415,413 | 20,376 | 49.05 |
| Developing countries | 729,009 | 639,246 | 32,642 | 37,183 | 44.77 | 58.17 | 59,183 | 4,109 | 69.43 |
| Other fruit juices(HL): | | | | | | | | | |
| World | 1,041,178 | 1,175,120 | 51,826 | 72,206 | 49.58 | 61.44 | 157,013 | 9,362 | 59.63 |
| Canada | 339,875 | 405,657 | 18,965 | 23,319 | 55.80 | 57.48 | 53,730 | 2,849 | 53.03 |
| Latin America | 243,013 | 256,111 | 11,167 | 15,793 | 45.95 | 61.66 | 36,328 | 2,516 | 69.25 |
| Mexico | 30,513 | 64,419 | 1,270 | 3,275 | 41.61 | 50.83 | 7,274 | 446 | 61.33 |
| Central America | 26,669 | 25,598 | 1,193 | 2,233 | 44.73 | 87.22 | 8,417 | 925 | 109.83 |
| Honduras | 6,696 | 6,626 | 325 | 1,030 | 48.54 | 155.44 | 1,956 | 527 | 269.49 |
| Panama | 16,030 | 11,932 | 700 | 579 | 43.66 | 48.48 | 4,869 | 206 | 42.26 |
| Caribbean | 174,345 | 150,024 | 8,203 | 9,602 | 47.05 | 64.00 | 19,604 | 1,061 | 54.11 |
| Bahamas | 102,075 | 74,749 | 4,740 | 4,838 | 46.44 | 64.72 | 6,819 | 457 | 67.03 |
| Dominican Republic | 5,431 | 16,541 | 162 | 933 | 29.86 | 56.40 | 1,750 | 75 | 42.89 |
| Leeward & Windward Is | 18,428 | 11,929 | 908 | 658 | 49.28 | 55.21 | 2,324 | 81 | 34.98 |
| Neth Antilles | 34,821 | 31,807 | 1,711 | 2,141 | 49.13 | 67.32 | 5,506 | 307 | 55.72 |
| W Europe | 70,764 | 155,493 | 4,246 | 8,514 | 60.01 | 54.75 | 22,151 | 1,208 | 54.54 |
| European Union | 61,375 | 140,400 | 3,830 | 7,662 | 62.40 | 54.57 | 21,186 | 1,107 | 52.21 |
| United Kingdom | 10,522 | 53,065 | 736 | 2,899 | 69.94 | 54.64 | 11,466 | 584 | 50.89 |
| Netherlands | 15,869 | 40,188 | 840 | 1,289 | 52.93 | 32.07 | 4,528 | 207 | 45.75 |
| France | 3,181 | 24,539 | 150 | 1,711 | 47.08 | 69.72 | 2,027 | 144 | 71.12 |
| Germany | 21,413 | 15,721 | 1,526 | 1,357 | 71.25 | 86.32 | 2,923 | 159 | 54.34 |
| Other W Europe | 9,389 | 15,093 | 416 | 852 | 44.33 | 56.46 | 955 | 102 | 106.32 |
| Former Soviet Union | 18,028 | 21,415 | 574 | 826 | 31.83 | 38.57 | 7,877 | 344 | 43.14 |
| Russia | 16,042 | 20,589 | 513 | 787 | 31.99 | 38.21 | 7,906 | 339 | 42.85 |
| Asia | 356,045 | 319,604 | 15,955 | 22,826 | 44.81 | 71.42 | 34,237 | 2,341 | 68.36 |
| W Asia (Mideast) | 16,560 | 10,574 | 849 | 511 | 51.29 | 48.37 | 1,476 | 71 | 48.29 |
| Japan | 212,640 | 162,147 | 9,565 | 13,879 | 44.98 | 85.60 | 21,179 | 1,480 | 69.86 |
| Southeast Asia | 23,098 | 20,344 | 1,251 | 943 | 54.15 | 46.36 | 1,504 | 74 | 49.05 |
| Singapore | 16,410 | 17,580 | 877 | 790 | 53.43 | 44.96 | 1,328 | 64 | 47.83 |
| Other East Asia | 102,567 | 126,259 | 4,204 | 7,465 | 40.99 | 59.13 | 9,859 | 707 | 71.70 |
| Korea, Rep of | 71,850 | 91,084 | 2,760 | 5,575 | 38.36 | 61.20 | 7,536 | 524 | 69.56 |
| Hong Kong | 19,806 | 18,748 | 863 | 1,111 | 43.56 | 59.26 | 1,735 | 124 | 71.53 |
| Taiwan | 10,811 | 16,427 | 582 | 780 | 53.79 | 47.47 | 588 | 59 | 99.68 |
| Oceania | 9,478 | 15,168 | 501 | 853 | 52.84 | 56.26 | 2,499 | 100 | 39.87 |
| Developed countries | 629,718 | 730,979 | 33,111 | 46,255 | 52.58 | 63.28 | 98,046 | 5,579 | 56.90 |
| Developing countries | 392,252 | 422,446 | 17,856 | 25,098 | 45.52 | 59.41 | 50,771 | 3,430 | 67.56 |
| Other countries | 19,208 | 21,695 | 659 | 852 | 34.29 | 39.27 | 6,186 | 353 | 43.09 |
| Wine(HL): | | | | | | | | | |
| World | 1,082,676 | 1,100,535 | 150,856 | 159,477 | 139.34 | 144.91 | 125,556 | 17,928 | 142.79 |
| Canada | 305,457 | 305,805 | 41,445 | 42,830 | 135.68 | 140.06 | 38,317 | 5,287 | 137.87 |
| Latin America | 103,336 | 101,484 | 13,441 | 14,458 | 130.07 | 142.48 | 6,087 | 905 | 148.47 |
| Mexico | 18,663 | 33,791 | 2,058 | 3,559 | 110.80 | 105.33 | 2,258 | 215 | 95.36 |
| Caribbean | 57,821 | 48,810 | 7,893 | 8,298 | 138.23 | 170.01 | 2,320 | 518 | 223.39 |
| Bermuda | 7,771 | 7,878 | 1,303 | 1,655 | 167.73 | 207.42 | 747 | 223 | 298.06 |
| Bahamas | 11,752 | 10,331 | 1,427 | 1,597 | 121.39 | 154.60 | 638 | 112 | 176.20 |
| Neth Antilles | 20,557 | 12,657 | 2,567 | 2,257 | 124.87 | 178.31 | 365 | 61 | 167.85 |
| S America | 17,497 | 11,561 | 2,061 | 1,582 | 117.80 | 136.82 | 578 | 60 | 103.85 |
| W Europe | 470,414 | 449,984 | 67,964 | 68,305 | 144.48 | 151.79 | 56,473 | 8,456 | 149.74 |

See footnotes at end of table.

Appendix table A-2--U.S. agricultural exports: Quantity, value, and Unit value by commodity and country, October-August 1992/93 and 1993/94, and August 1994--continued

| Commodity and country | October-August | | | | | | August 1994 | | |
|----------------------------------|----------------|---------|-------------------|-----------|-----------------|----------|-------------|-------------------|-----------------|
| | Quantity | | Value (1,000 dol) | | Unit value (\$) | | Quantity | Value (1,000 dol) | Unit value (\$) |
| | 1992/93 | 1993/94 | 1992/93 | 1993/94 | 1992/93 | 1993/94 | | | |
| Wine(HL): | | | | | | | | | |
| European Union | 423,580 | 318,630 | 61,521 | 54,452 | 145.24 | 170.89 | 40,823 | 7,008 | 171.87 |
| Denmark | 60,042 | 31,296 | 5,930 | 2,967 | 98.76 | 94.79 | 2,014 | 173 | 85.87 |
| United Kingdom | 222,836 | 176,458 | 35,850 | 32,152 | 160.88 | 182.21 | 28,202 | 5,105 | 181.02 |
| Ireland | 8,567 | 11,390 | 1,532 | 2,382 | 178.86 | 209.12 | 461 | 126 | 273.61 |
| Netherlands | 28,832 | 25,461 | 4,576 | 4,669 | 158.71 | 183.37 | 1,887 | 364 | 192.81 |
| Belgium and Luxembourg | 24,384 | 24,922 | 3,774 | 4,157 | 154.78 | 166.81 | 4,612 | 594 | 128.82 |
| France | 18,839 | 20,780 | 2,464 | 2,635 | 130.79 | 126.81 | 1,477 | 148 | 100.01 |
| Germany | 54,062 | 22,725 | 6,488 | 4,717 | 120.01 | 207.55 | 1,533 | 419 | 273.41 |
| Other W Europe | 46,834 | 131,354 | 6,443 | 13,854 | 137.57 | 105.47 | 15,650 | 1,448 | 92.54 |
| Sweden | 8,466 | 65,394 | 1,119 | 4,467 | 132.13 | 68.30 | 9,316 | 457 | 49.01 |
| Switzerland | 25,520 | 49,594 | 3,422 | 6,961 | 134.08 | 140.36 | 4,603 | 788 | 171.23 |
| Asia | 184,004 | 218,033 | 25,394 | 30,349 | 138.01 | 139.19 | 19,776 | 2,750 | 139.03 |
| Japan | 119,365 | 135,252 | 16,560 | 18,943 | 138.73 | 140.05 | 14,338 | 1,922 | 134.08 |
| Southeast Asia | 17,003 | 23,676 | 2,688 | 3,594 | 158.12 | 151.78 | 2,895 | 457 | 157.93 |
| Other East Asia | 43,705 | 51,889 | 5,530 | 6,782 | 126.54 | 130.69 | 2,335 | 349 | 149.60 |
| Hong Kong | 2,507 | 16,800 | 1,931 | 2,570 | 154.36 | 152.95 | 1,297 | 161 | 124.22 |
| Taiwan | 22,243 | 30,191 | 2,799 | 3,721 | 125.84 | 123.26 | 823 | 147 | 178.37 |
| Developed countries | 901,900 | 896,092 | 126,829 | 130,981 | 140.73 | 146.17 | 109,552 | 15,717 | 143.47 |
| Developing countries | 175,598 | 182,525 | 23,167 | 25,811 | 131.93 | 139.26 | 11,936 | 1,784 | 149.44 |
| Other countries | 5,178 | 11,918 | 760 | 1,684 | 146.78 | 141.33 | 4,068 | 427 | 105.04 |
| Nuts & prep(MT): | | | | | | | | | |
| World | 525,402 | 418,839 | 1,017,056 | 1,162,999 | 1,935.77 | 2,776.06 | 28,776 | 79,582 | 2,765.57 |
| Canada | 71,376 | 60,751 | 119,405 | 116,978 | 1,672.91 | 1,925.52 | 5,506 | 9,776 | 1,775.60 |
| Latin America | 33,360 | 37,720 | 55,545 | 65,647 | 1,665.02 | 1,740.39 | 3,425 | 5,651 | 1,649.79 |
| Mexico | 22,682 | 27,198 | 32,685 | 39,061 | 1,441.00 | 1,439.35 | 2,802 | 3,965 | 1,415.07 |
| S America | 6,961 | 5,680 | 16,560 | 16,740 | 2,378.96 | 2,947.15 | 354 | 1,149 | 3,246.64 |
| W Europe | 310,799 | 224,840 | 520,839 | 608,904 | 1,675.81 | 2,708.16 | 13,714 | 42,630 | 3,108.52 |
| European Union | 292,036 | 207,587 | 474,501 | 550,090 | 1,624.80 | 2,649.92 | 12,611 | 38,991 | 3,091.82 |
| Denmark | 4,471 | 4,693 | 13,028 | 16,854 | 2,913.80 | 3,591.35 | 858 | 3,581 | 4,174.00 |
| United Kingdom | 69,712 | 31,145 | 67,493 | 65,104 | 968.17 | 2,090.34 | 1,944 | 4,691 | 2,412.95 |
| Netherlands | 92,601 | 57,491 | 95,480 | 99,721 | 1,031.08 | 1,734.55 | 2,563 | 4,794 | 1,870.62 |
| Belgium and Luxembourg | 6,292 | 9,529 | 19,174 | 38,329 | 3,047.36 | 4,022.40 | 836 | 2,889 | 3,455.96 |
| France | 17,074 | 15,582 | 43,386 | 58,409 | 2,541.03 | 3,748.52 | 442 | 1,455 | 3,292.53 |
| Germany | 71,541 | 57,444 | 177,316 | 190,102 | 2,478.52 | 3,309.35 | 5,188 | 18,867 | 3,636.63 |
| Spain, incl Canary Is | 18,731 | 17,358 | 34,729 | 45,011 | 1,854.10 | 2,593.13 | 480 | 1,568 | 3,266.66 |
| Italy | 7,853 | 11,521 | 15,735 | 27,458 | 2,003.64 | 2,383.30 | 98 | 409 | 4,170.47 |
| Other W Europe | 18,763 | 17,253 | 46,339 | 58,814 | 2,468.69 | 3,408.90 | 1,103 | 3,639 | 3,299.52 |
| Sweden | 6,110 | 6,224 | 15,525 | 23,673 | 2,540.85 | 3,803.55 | 489 | 1,574 | 3,217.98 |
| Switzerland | 5,376 | 4,088 | 16,280 | 17,503 | 3,028.33 | 4,281.47 | 265 | 690 | 2,604.74 |
| Asia | 96,344 | 85,954 | 290,650 | 338,372 | 3,016.79 | 3,936.66 | 5,709 | 20,132 | 3,526.32 |
| W Asia (Mideast) | 11,687 | 13,399 | 35,643 | 52,596 | 3,049.77 | 3,925.39 | 623 | 1,890 | 3,032.99 |
| Israel, inc Gaza | 3,290 | 4,768 | 11,627 | 19,008 | 3,533.98 | 3,986.52 | 187 | 527 | 2,815.99 |
| United Arab Emir | 2,834 | 3,215 | 8,949 | 14,789 | 3,157.88 | 4,600.12 | 58 | 215 | 3,714.36 |
| S Asia | 11,576 | 6,170 | 19,371 | 15,185 | 1,673.33 | 2,461.03 | 511 | 1,308 | 2,558.88 |
| India | 11,570 | 6,168 | 19,346 | 15,172 | 1,672.12 | 2,459.81 | 511 | 1,308 | 2,558.88 |
| Japan | 39,879 | 36,928 | 123,322 | 161,442 | 3,084.67 | 4,371.80 | 2,419 | 10,348 | 4,277.62 |
| Southeast Asia | 6,473 | 6,472 | 18,753 | 25,378 | 2,897.05 | 3,921.21 | 453 | 1,340 | 2,957.19 |
| Singapore | 2,887 | 2,846 | 11,344 | 13,217 | 3,929.43 | 4,486.29 | 121 | 343 | 2,833.60 |
| Other East Asia | 23,412 | 20,015 | 85,529 | 79,818 | 3,653.21 | 3,992.93 | 1,495 | 4,969 | 3,323.95 |
| Korea, Rep of | 5,819 | 6,691 | 20,574 | 27,922 | 3,535.73 | 4,173.04 | 422 | 1,715 | 4,064.81 |
| Hong Kong | 11,167 | 8,704 | 38,759 | 31,634 | 3,470.85 | 3,634.41 | 668 | 2,070 | 3,098.41 |
| Taiwan | 6,426 | 4,620 | 26,196 | 20,369 | 4,076.50 | 4,407.51 | 405 | 1,184 | 2,923.98 |
| Oceania | 6,787 | 6,270 | 20,438 | 22,151 | 3,011.36 | 3,532.78 | 298 | 909 | 3,051.87 |
| Australia | 4,665 | 5,372 | 16,520 | 19,024 | 3,541.28 | 3,541.41 | 290 | 875 | 3,016.24 |
| Developed countries | 432,555 | 333,736 | 796,834 | 930,102 | 1,342.16 | 2,786.94 | 22,146 | 64,336 | 2,905.09 |
| Developing countries | 84,532 | 80,356 | 206,869 | 223,964 | 2,447.23 | 2,787.15 | 6,324 | 14,654 | 2,317.16 |
| Other countries | 8,315 | 4,847 | 13,353 | 8,933 | 1,605.92 | 1,842.91 | 306 | 592 | 1,934.90 |
| Almonds(shell basis)(MT): | | | | | | | | | |
| World | 160,764 | 157,343 | 531,540 | 685,872 | 3,306.34 | 4,359.09 | 12,720 | 49,414 | 3,884.76 |
| Canada | 9,324 | 9,602 | 32,052 | 37,229 | 3,437.53 | 3,877.21 | 728 | 2,730 | 3,750.67 |
| Latin America | 5,845 | 7,478 | 12,623 | 18,606 | 2,159.70 | 2,488.08 | 704 | 1,735 | 2,464.57 |
| Mexico | 3,507 | 5,455 | 5,860 | 10,287 | 1,670.95 | 1,885.73 | 512 | 987 | 1,928.25 |
| S America | 2,056 | 1,673 | 6,224 | 7,256 | 3,027.38 | 4,336.92 | 191 | 739 | 3,869.32 |
| W Europe | 91,682 | 91,744 | 312,836 | 414,739 | 3,412.18 | 4,520.61 | 8,623 | 33,914 | 3,932.95 |
| European Union | 82,343 | 82,926 | 278,852 | 371,828 | 3,398.62 | 4,483.86 | 7,961 | 31,054 | 3,900.76 |
| Denmark | 3,406 | 2,828 | 11,316 | 14,347 | 3,322.29 | 5,073.34 | 680 | 3,410 | 5,014.70 |
| United Kingdom | 10,776 | 8,840 | 35,392 | 44,141 | 3,284.29 | 4,440.79 | 757 | 2,885 | 3,811.57 |
| Netherlands | 9,841 | 10,196 | 36,700 | 48,179 | 3,729.31 | 4,725.28 | 849 | 2,674 | 3,149.38 |
| Belgium and Luxembourg | 4,685 | 7,768 | 16,173 | 34,259 | 3,452.18 | 4,410.28 | 565 | 2,255 | 3,991.01 |
| France | 9,230 | 9,568 | 32,029 | 46,018 | 3,470.07 | 4,809.72 | 315 | 1,149 | 3,646.36 |
| Germany | 41,216 | 35,308 | 136,423 | 151,734 | 3,309.85 | 4,297.44 | 4,255 | 16,580 | 3,896.62 |
| Spain, incl Canary Is | 1,488 | 4,336 | 5,772 | 19,281 | 3,852.88 | 4,446.64 | 307 | 1,100 | 3,583.06 |
| Italy | 1,200 | 1,579 | 4,405 | 7,388 | 3,670.61 | 4,678.67 | 78 | 373 | 4,778.28 |
| Other W Europe | 9,339 | 8,818 | 32,984 | 42,910 | 3,591.82 | 4,866.22 | 662 | 2,960 | 4,319.84 |
| Sweden | 3,466 | 3,890 | 11,935 | 19,445 | 3,444.59 | 4,998.77 | 281 | 1,284 | 4,604.40 |
| Switzerland | 3,371 | 2,613 | 11,896 | 12,770 | 3,558.58 | 4,886.94 | 128 | 530 | 4,143.73 |
| Asia | 50,318 | 45,342 | 160,751 | 202,112 | 3,194.70 | 4,457.51 | 2,528 | 10,638 | 4,207.90 |
| W Asia (Mideast) | 6,514 | 7,138 | 22,283 | 33,802 | 3,520.20 | 4,735.55 | 204 | 870 | 4,264.66 |
| Israel, inc Gaza | 1,765 | 1,474 | 6,354 | 7,427 | 3,599.92 | 5,038.84 | 14 | 81 | 5,795.93 |
| United Arab Emir | 2,119 | 2,626 | 7,653 | 13,550 | 3,611.61 | 5,159.81 | 33 | 172 | 5,220.61 |
| S Asia | 11,573 | 5,973 | 19,359 | 14,559 | 1,672.73 | 2,437.47 | 492 | 1,217 | 2,474.47 |
| India | 11,570 | 5,971 | 19,346 | 14,547 | 1,672.12 | 2,436.21 | 492 | 1,217 | 2,474.47 |
| Japan | 21,563 | 22,720 | 77,650 | 106,720 | 3,601.06 | 4,697.20 | 1,344 | 6,274 | 4,668.09 |

See footnotes at end of table.

Appendix table A-2--U.S. agricultural exports: Quantity, value, and unit value by commodity and country, October-August 1992/93 and 1993/94, and August 1994--continued

| Commodity and country | October-August | | | | | | August 1994 | | |
|--------------------------------------|----------------|---------|-------------------|---------|-----------------|----------|-------------|-------------------|-----------------|
| | Quantity | | Value (1,000 dol) | | Unit value (\$) | | Quantity | Value (1,000 dol) | Unit value (\$) |
| | 1992/93 | 1993/94 | 1992/93 | 1993/94 | 1992/93 | 1993/94 | | | |
| Almonds(shelled basis)(MT): | | | | | | | | | |
| Southeast Asia | 1,445 | 1,702 | 5,836 | 8,852 | 4,038.76 | 5,201.04 | 101 | 468 | 4,633.80 |
| Other East Asia | 9,121 | 7,771 | 34,621 | 37,972 | 3,795.77 | 4,886.37 | 387 | 1,808 | 4,672.40 |
| Korea, Rep of | 4,591 | 4,723 | 16,816 | 22,366 | 3,662.72 | 4,735.45 | 265 | 1,292 | 4,876.83 |
| Hong Kong | 2,327 | 1,526 | 9,094 | 7,692 | 3,907.86 | 5,040.37 | 88 | 384 | 4,368.00 |
| Taiwan | 2,203 | 1,522 | 8,712 | 7,915 | 3,954.66 | 5,200.30 | 34 | 131 | 3,866.91 |
| Oceania | 2,480 | 2,065 | 9,025 | 7,864 | 3,638.97 | 3,808.06 | 114 | 238 | 2,090.38 |
| Australia | 2,148 | 1,783 | 7,786 | 6,523 | 3,624.86 | 3,658.51 | 108 | 213 | 1,975.77 |
| Developed countries | 127,272 | 127,932 | 439,787 | 575,990 | 3,455.49 | 4,602.31 | 10,844 | 43,382 | 4,000.59 |
| Developing countries | 23,344 | 28,945 | 91,127 | 108,100 | 2,732.94 | 3,734.68 | 1,876 | 6,028 | 3,213.48 |
| Filberts(MT): | | | | | | | | | |
| World | 6,426 | 9,055 | 8,816 | 19,981 | 1,371.91 | 2,206.67 | 583 | 1,063 | 1,823.39 |
| Canada | 1,248 | 1,313 | 1,815 | 2,563 | 1,454.66 | 1,952.00 | 79 | 163 | 2,062.82 |
| Latin America | 966 | 1,253 | 1,349 | 1,894 | 1,396.74 | 1,511.64 | 64 | 77 | 1,197.84 |
| Mexico | 272 | 698 | 344 | 846 | 1,265.27 | 1,211.81 | 61 | 71 | 1,168.77 |
| S America | 646 | 509 | 949 | 957 | 1,469.41 | 1,879.69 | 3 | 5 | 1,789.00 |
| Venezuela | 125 | 20 | 203 | 58 | 1,624.42 | 2,892.00 | 0 | 0 | .00 |
| Brazil | 293 | 374 | 414 | 662 | 1,413.75 | 1,769.15 | 3 | 5 | 1,789.00 |
| Uruguay | 74 | 0 | 130 | 0 | 1,751.69 | .00 | 0 | 0 | .00 |
| Argentina | 154 | 115 | 202 | 237 | 1,313.85 | 2,063.11 | 0 | 0 | .00 |
| W Europe | 3,063 | 5,565 | 3,258 | 12,830 | 1,063.66 | 2,305.51 | 366 | 885 | 1,871.91 |
| European Union | 3,052 | 5,418 | 3,221 | 12,359 | 1,055.40 | 2,281.05 | 366 | 685 | 1,871.91 |
| United Kingdom | 289 | 454 | 260 | 827 | 889.35 | 1,820.85 | 40 | 62 | 1,558.70 |
| Belgium and Luxembourg | 0 | 147 | 0 | 578 | .00 | 3,931.14 | 17 | 65 | 3,823.53 |
| France | 93 | 522 | 93 | 1,254 | 999.17 | 2,402.34 | 0 | 0 | .00 |
| Germany | 1,524 | 2,557 | 1,621 | 5,589 | 1,063.49 | 2,185.79 | 238 | 428 | 1,798.53 |
| Spain, incl Canary Is | 708 | 217 | 780 | 352 | 1,101.45 | 1,623.71 | 0 | 0 | .00 |
| Italy | 224 | 1,436 | 301 | 3,608 | 1,343.69 | 2,512.81 | 20 | 36 | 1,800.00 |
| Other W Europe | 11 | 147 | 37 | 471 | 3,355.91 | 3,207.02 | 0 | 0 | .00 |
| Sweden | 11 | 70 | 37 | 237 | 3,355.91 | 3,382.83 | 0 | 0 | .00 |
| Asia | 555 | 449 | 1,483 | 1,290 | 2,671.28 | 2,872.11 | 59 | 105 | 1,787.58 |
| W Asia (Mideast) | 455 | 217 | 1,208 | 513 | 2,655.30 | 2,363.46 | 0 | 0 | .00 |
| Israel, inc Gaza | 54 | 190 | 122 | 433 | 2,254.94 | 2,278.53 | 0 | 0 | .00 |
| Saudi Arabia | 301 | 0 | 711 | 0 | 2,362.27 | .00 | 0 | 0 | .00 |
| United Arab Emir | 83 | 27 | 311 | 80 | 3,745.18 | 2,961.11 | 0 | 0 | .00 |
| Southeast Asia | 47 | 30 | 158 | 120 | 3,355.62 | 4,001.67 | 2 | 6 | 2,793.50 |
| Singapore | 38 | 12 | 137 | 52 | 3,616.95 | 4,354.25 | 2 | 6 | 2,793.50 |
| Other East Asia | 52 | 136 | 112 | 400 | 2,157.69 | 2,941.04 | 57 | 100 | 1,752.28 |
| Taiwan | 49 | 80 | 107 | 217 | 2,173.47 | 2,711.41 | 57 | 100 | 1,752.28 |
| Oceania | 376 | 372 | 745 | 1,231 | 1,980.59 | 3,310.00 | 15 | 33 | 2,188.53 |
| Australia | 348 | 367 | 680 | 1,217 | 1,955.09 | 3,315.97 | 14 | 29 | 2,069.43 |
| Africa | 218 | 84 | 166 | 115 | 761.23 | 1,370.83 | 0 | 0 | .00 |
| N Africa | 218 | 84 | 166 | 115 | 761.23 | 1,370.83 | 0 | 0 | .00 |
| Egypt | 218 | 84 | 166 | 115 | 761.23 | 1,370.83 | 0 | 0 | .00 |
| Developed countries | 4,742 | 7,475 | 5,944 | 17,193 | 1,253.56 | 2,300.07 | 460 | 881 | 1,915.02 |
| Developing countries | 1,684 | 1,580 | 2,872 | 2,788 | 1,705.17 | 1,764.79 | 123 | 182 | 1,480.72 |
| Peanuts, shelled or prep(MT): | | | | | | | | | |
| World | 262,070 | 144,622 | 190,132 | 153,669 | 725.50 | 1,062.56 | 10,147 | 12,317 | 1,213.88 |
| Canada | 46,644 | 36,631 | 39,277 | 36,317 | 842.07 | 991.44 | 3,813 | 4,110 | 1,077.96 |
| Latin America | 15,652 | 16,742 | 16,012 | 19,352 | 1,023.02 | 1,155.91 | 1,917 | 2,216 | 1,156.06 |
| Mexico | 11,811 | 13,465 | 10,064 | 13,243 | 852.11 | 983.53 | 1,633 | 1,678 | 1,027.67 |
| Central America | 522 | 810 | 961 | 1,687 | 1,840.30 | 2,082.70 | 81 | 161 | 1,986.02 |
| Caribbean | 1,613 | 1,773 | 2,222 | 2,804 | 1,377.25 | 1,581.27 | 112 | 189 | 1,683.47 |
| S America | 1,706 | 694 | 2,766 | 1,618 | 1,621.31 | 2,331.93 | 91 | 189 | 2,072.10 |
| W Europe | 172,513 | 75,840 | 100,443 | 66,991 | 582.23 | 883.32 | 3,180 | 3,525 | 1,108.36 |
| European Union | 166,584 | 70,725 | 95,847 | 60,964 | 575.37 | 861.98 | 3,007 | 3,259 | 1,083.86 |
| Denmark | 876 | 1,540 | 1,122 | 1,772 | 1,280.42 | 1,150.60 | 178 | 171 | 962.96 |
| United Kingdom | 56,620 | 18,014 | 25,045 | 13,006 | 442.34 | 721.98 | 819 | 734 | 896.75 |
| Netherlands | 78,068 | 38,548 | 46,398 | 32,726 | 594.34 | 848.97 | 1,592 | 1,739 | 1,092.11 |
| France | 8,186 | 2,175 | 5,593 | 2,646 | 904.13 | 1,216.54 | 67 | 90 | 1,344.64 |
| Germany | 16,848 | 7,265 | 10,658 | 6,375 | 632.58 | 877.53 | 60 | 77 | 1,288.45 |
| Spain, incl Canary Is | 5,286 | 1,819 | 4,802 | 2,816 | 908.49 | 1,648.08 | 129 | 242 | 1,879.41 |
| Other W Europe | 5,929 | 5,115 | 4,596 | 6,027 | 775.10 | 1,178.33 | 173 | 265 | 1,534.24 |
| Sweden | 2,069 | 1,723 | 2,059 | 2,269 | 995.17 | 1,316.71 | 138 | 130 | 938.40 |
| Norway | 3,662 | 3,170 | 2,275 | 3,305 | 621.32 | 1,042.44 | 0 | 0 | .00 |
| Former Soviet Union | 4,862 | 1,180 | 4,330 | 2,189 | 890.67 | 1,863.18 | 53 | 147 | 2,777.51 |
| Russia | 4,842 | 1,024 | 4,299 | 1,858 | 887.84 | 1,814.92 | 53 | 147 | 2,777.51 |
| Asia | 20,152 | 13,359 | 26,866 | 26,717 | 1,333.17 | 1,999.82 | 1,151 | 2,265 | 1,967.88 |
| W Asia (Mideast) | 3,209 | 2,898 | 5,701 | 6,184 | 1,775.59 | 2,134.00 | 330 | 590 | 2,090.86 |
| Saudi Arabia | 1,538 | 2,027 | 3,078 | 4,515 | 2,001.47 | 2,227.43 | 219 | 521 | 2,378.40 |
| Japan | 10,891 | 5,210 | 10,920 | 9,370 | 1,002.63 | 1,798.53 | 342 | 776 | 2,268.73 |
| Southeast Asia | 3,201 | 2,459 | 4,480 | 5,108 | 1,399.46 | 2,077.29 | 242 | 367 | 1,517.45 |
| Malaysia | 2,257 | 1,281 | 2,235 | 1,855 | 990.93 | 1,448.15 | 140 | 142 | 1,014.15 |
| Singapore | 706 | 635 | 1,674 | 1,776 | 2,370.55 | 2,786.76 | 48 | 72 | 1,472.26 |
| Other East Asia | 2,844 | 2,762 | 5,755 | 5,995 | 2,023.72 | 2,170.37 | 237 | 432 | 1,822.31 |
| Korea, Rep of | 778 | 1,333 | 1,635 | 2,870 | 2,101.39 | 2,153.30 | 78 | 145 | 1,864.51 |
| Hong Kong | 1,326 | 893 | 2,234 | 1,916 | 1,685.08 | 2,145.28 | 92 | 159 | 1,723.09 |
| Oceania | 1,937 | 710 | 2,535 | 1,653 | 1,308.85 | 2,328.48 | 33 | 54 | 1,635.36 |
| Developed countries | 232,129 | 118,566 | 153,038 | 114,564 | 659.28 | 966.25 | 7,454 | 8,581 | 1,152.56 |
| Developing countries | 25,072 | 24,845 | 32,754 | 36,843 | 1,306.38 | 1,482.90 | 2,639 | 3,574 | 1,354.47 |
| Other countries | 4,869 | 1,211 | 4,341 | 2,263 | 891.49 | 1,868.39 | 54 | 152 | 2,808.97 |
| Pistachios(MT): | | | | | | | | | |
| World | 22,733 | 20,486 | 86,542 | 72,165 | 3,806.89 | 3,522.65 | 2,061 | 6,668 | 3,235.32 |
| Canada | 1,418 | 1,155 | 6,255 | 4,876 | 4,410.98 | 4,222.07 | 50 | 203 | 4,055.26 |

See footnotes at end of table.

Appendix table A-2--U.S. agricultural exports: Quantity, value, and unit value by commodity and country, October-August 1992/93 and 1993/94, and August 1994--continued

| Commodity and country | October-August | | | | | | August 1994 | | |
|--|----------------|---------|-------------------|----------|-----------------|----------|-------------|-------------------|-----------------|
| | Quantity | | Value (1,000 dol) | | Unit value (\$) | | Quantity | Value (1,000 dol) | Unit value (\$) |
| | 1992/93 | 1993/94 | 1992/93 | 1993/94 | 1992/93 | 1993/94 | | | |
| Pistachios(MT): | | | | | | | | | |
| Latin America | 1,004 | 1,165 | 4,519 | 4,456 | 4,500.76 | 3,824.94 | 69 | 278 | 4,024.06 |
| Mexico | 546 | 599 | 2,420 | 2,398 | 4,432.35 | 4,002.56 | 48 | 185 | 3,859.69 |
| S America | 440 | 548 | 2,011 | 1,993 | 4,571.41 | 3,636.97 | 21 | 92 | 4,399.76 |
| Venezuela | 234 | 270 | 1,079 | 815 | 4,612.14 | 3,019.54 | 0 | 0 | .00 |
| W Europe | 4,136 | 2,498 | 14,966 | 9,133 | 3,618.47 | 3,654.66 | 660 | 2,147 | 3,253.71 |
| European Union | 3,736 | 2,020 | 12,983 | 6,990 | 3,475.17 | 3,460.27 | 645 | 2,075 | 3,216.97 |
| United Kingdom | 116 | 241 | 351 | 873 | 3,027.19 | 3,622.52 | 100 | 319 | 3,191.65 |
| Belgium and Luxembourg | 261 | 413 | 1,045 | 1,556 | 4,002.59 | 3,768.08 | 120 | 405 | 3,376.87 |
| France | 270 | 282 | 1,041 | 927 | 3,855.62 | 3,286.72 | 33 | 115 | 3,469.70 |
| Germany | 2,649 | 1,001 | 8,993 | 3,177 | 3,394.96 | 3,174.05 | 392 | 1,236 | 3,153.21 |
| Other W Europe | 400 | 479 | 1,983 | 2,143 | 4,956.83 | 4,474.41 | 15 | 73 | 4,833.33 |
| Switzerland | 243 | 336 | 1,128 | 1,501 | 4,640.48 | 4,467.71 | 0 | 0 | .00 |
| Asia | 15,375 | 14,549 | 57,394 | 49,107 | 3,732.95 | 3,375.30 | 1,153 | 3,552 | 3,080.58 |
| Japan | 1,639 | 2,297 | 7,441 | 9,711 | 4,539.78 | 4,227.81 | 225 | 874 | 3,883.77 |
| China | 2,838 | 2,873 | 7,421 | 3,459 | 2,614.91 | 1,204.13 | 208 | 278 | 1,336.94 |
| Southeast Asia | 1,330 | 1,740 | 6,348 | 8,512 | 4,772.63 | 4,891.99 | 58 | 278 | 4,789.98 |
| Malaysia | 127 | 248 | 615 | 1,094 | 4,842.36 | 4,412.40 | 8 | 25 | 3,062.50 |
| Singapore | 1,178 | 1,399 | 5,610 | 6,877 | 4,762.29 | 4,915.45 | 24 | 83 | 3,472.58 |
| Other East Asia | 9,540 | 7,549 | 36,076 | 27,000 | 3,781.60 | 3,576.62 | 643 | 2,032 | 3,160.12 |
| Korea, Rep of | 176 | 330 | 839 | 1,303 | 4,766.35 | 3,949.36 | 45 | 133 | 2,957.78 |
| Hong Kong | 6,897 | 5,616 | 24,103 | 18,677 | 3,494.77 | 3,325.72 | 453 | 1,349 | 2,977.52 |
| Taiwan | 2,467 | 1,134 | 7,019 | 4,513.22 | 4,378.88 | 145 | 550 | 3,793.41 | |
| Oceania | 788 | 1,029 | 3,336 | 4,094 | 4,233.79 | 3,978.80 | 90 | 347 | 3,857.72 |
| Australia | 771 | 987 | 3,276 | 3,952 | 4,248.43 | 4,004.07 | 90 | 347 | 3,857.72 |
| Developed countries | 8,006 | 6,896 | 32,091 | 27,900 | 4,008.40 | 3,987.93 | 1,026 | 3,574 | 3,483.84 |
| Developing countries | 11,889 | 10,559 | 47,030 | 40,468 | 3,955.73 | 3,832.59 | 790 | 2,684 | 3,396.85 |
| Other countries | 2,838 | 2,931 | 7,421 | 3,797 | 2,614.91 | 1,295.52 | 245 | 410 | 1,673.73 |
| Walnuts, shelled/unshelled(MT): | | | | | | | | | |
| World | 46,209 | 60,269 | 115,625 | 146,729 | 2,502.21 | 2,434.57 | 1,437 | 4,468 | 3,109.07 |
| Canada | 3,702 | 3,897 | 11,527 | 10,128 | 3,113.71 | 2,598.81 | 231 | 659 | 2,851.29 |
| Latin America | 2,468 | 2,627 | 5,019 | 5,036 | 2,033.58 | 1,916.94 | 214 | 368 | 1,721.67 |
| Mexico | 913 | 1,039 | 1,708 | 1,557 | 1,871.87 | 1,498.33 | 187 | 306 | 1,635.21 |
| S America | 1,332 | 1,208 | 2,922 | 2,699 | 2,193.32 | 2,234.28 | 10 | 53 | 5,282.80 |
| Venezuela | 480 | 400 | 1,313 | 848 | 2,734.92 | 2,120.40 | 0 | 0 | .00 |
| W Europe | 33,080 | 43,011 | 70,773 | 84,655 | 2,139.45 | 1,968.21 | 404 | 849 | 2,100.62 |
| European Union | 31,494 | 41,228 | 66,336 | 79,530 | 2,106.30 | 1,931.46 | 293 | 614 | 2,096.37 |
| United Kingdom | 1,039 | 1,686 | 1,924 | 3,074 | 1,851.37 | 1,823.07 | 63 | 108 | 1,707.38 |
| Netherlands | 4,117 | 7,898 | 8,943 | 14,956 | 2,172.19 | 1,993.63 | 11 | 41 | 3,699.45 |
| France | 856 | 2,243 | 2,208 | 4,355 | 2,179.56 | 1,941.55 | 6 | 21 | 3,496.67 |
| Germany | 6,896 | 9,202 | 14,586 | 17,617 | 2,115.17 | 1,914.52 | 190 | 334 | 1,755.70 |
| Spain, incl Canary Is | 10,804 | 10,622 | 22,332 | 21,579 | 2,066.97 | 2,031.58 | 23 | 111 | 4,844.13 |
| Portugal | 962 | 752 | 1,569 | 1,160 | 1,630.90 | 1,543.19 | 0 | 0 | .00 |
| Italy | 5,039 | 7,970 | 9,826 | 15,073 | 1,972.22 | 1,891.23 | 0 | 0 | .00 |
| Greece | 1,141 | 277 | 3,549 | 657 | 3,110.78 | 2,370.21 | 0 | 0 | .00 |
| Other W Europe | 1,586 | 1,783 | 4,437 | 5,025 | 2,797.78 | 2,818.03 | 111 | 234 | 2,111.82 |
| Austria | 594 | 511 | 1,509 | 750 | 2,541.08 | 1,468.32 | 36 | 48 | 1,341.33 |
| Switzerland | 411 | 386 | 1,383 | 1,638 | 3,363.96 | 4,244.46 | 0 | 0 | .00 |
| Asia | 5,878 | 8,683 | 24,139 | 40,176 | 4,106.61 | 4,626.98 | 553 | 2,434 | 4,402.01 |
| W Asia (Mideast) | 1,009 | 2,151 | 3,863 | 7,879 | 3,828.83 | 3,663.04 | 86 | 313 | 3,640.29 |
| Israel, incl Gaza | 964 | 2,058 | 3,765 | 7,471 | 3,906.06 | 3,630.01 | 86 | 313 | 3,640.29 |
| Japan | 4,208 | 5,456 | 17,472 | 27,637 | 4,152.13 | 5,065.40 | 373 | 1,770 | 4,745.29 |
| Other East Asia | 579 | 873 | 2,534 | 4,184 | 4,376.04 | 4,299.72 | 83 | 348 | 3,744.68 |
| Taiwan | 539 | 692 | 2,395 | 3,086 | 4,443.86 | 4,459.37 | 62 | 220 | 3,553.63 |
| Oceania | 985 | 1,514 | 3,892 | 5,756 | 3,951.16 | 3,566.46 | 34 | 151 | 4,450.73 |
| Australia | 966 | 1,586 | 3,823 | 5,651 | 3,957.80 | 3,563.14 | 34 | 151 | 4,450.73 |
| Developed countries | 42,958 | 56,043 | 107,507 | 135,673 | 2,502.60 | 2,420.86 | 1,128 | 3,745 | 3,317.53 |
| Developing countries | 3,251 | 4,200 | 8,118 | 10,931 | 2,497.08 | 2,602.63 | 308 | 720 | 2,336.66 |
| Pecans, shelled or unshelled(MT): | | | | | | | | | |
| World | 9,760 | 10,391 | 38,520 | 33,303 | 3,946.77 | 3,204.96 | 780 | 2,480 | 3,179.43 |
| Canada | 3,018 | 2,459 | 17,331 | 13,481 | 5,742.50 | 5,482.45 | 253 | 1,165 | 4,603.03 |
| Latin America | 5,093 | 5,007 | 10,578 | 7,534 | 2,077.03 | 1,504.62 | 272 | 411 | 1,511.68 |
| Mexico | 5,064 | 5,003 | 10,518 | 7,492 | 2,076.93 | 1,497.52 | 272 | 411 | 1,511.68 |
| W Europe | 1,464 | 1,909 | 9,223 | 8,139 | 6,300.06 | 4,263.62 | 253 | 894 | 3,531.89 |
| European Union | 1,222 | 1,646 | 8,736 | 7,466 | 7,149.31 | 4,536.12 | 253 | 894 | 3,531.89 |
| United Kingdom | 494 | 536 | 3,740 | 2,321 | 7,570.80 | 4,330.28 | 150 | 490 | 3,266.87 |
| Netherlands | 350 | 528 | 2,499 | 2,637 | 7,139.67 | 4,993.51 | 49 | 199 | 4,062.41 |
| France | 268 | 206 | 1,757 | 991 | 6,554.14 | 4,812.62 | 12 | 48 | 4,000.00 |
| Germany | 90 | 233 | 595 | 1,044 | 6,607.55 | 4,481.87 | 42 | 156 | 3,725.74 |
| Other W Europe | 242 | 263 | 487 | 673 | 2,011.72 | 2,558.16 | 0 | 0 | .00 |
| Switzerland | 238 | 163 | 468 | 438 | 1,965.82 | 2,687.69 | 0 | 0 | .00 |
| Asia | 169 | 688 | 1,243 | 3,233 | 7,352.87 | 4,698.40 | 2 | 11 | 5,324.00 |
| W Asia (Mideast) | 92 | 542 | 725 | 2,447 | 7,881.33 | 4,514.78 | 0 | 0 | .00 |
| Israel, incl Gaza | 78 | 541 | 669 | 2,426 | 8,581.50 | 4,484.18 | 0 | 0 | .00 |
| Japan | 42 | 72 | 334 | 438 | 7,956.19 | 6,079.25 | 0 | 0 | .00 |
| Oceania | 16 | 315 | 145 | 849 | 9,084.38 | 2,695.38 | 0 | 0 | .00 |
| Australia | 16 | 311 | 145 | 818 | 9,084.38 | 2,691.61 | 0 | 0 | .00 |
| Developed countries | 4,618 | 5,309 | 27,703 | 25,400 | 5,898.92 | 4,784.38 | 506 | 2,058 | 4,067.46 |
| Developing countries | 5,142 | 5,070 | 10,817 | 7,855 | 2,103.74 | 1,549.21 | 274 | 422 | 1,539.50 |
| Other nuts, shelled or prep(MT): | | | | | | | | | |
| World | 17,440 | 16,773 | 45,881 | 51,279 | 2,630.78 | 3,057.26 | 1,048 | 3,172 | 3,026.55 |
| Canada | 6,022 | 5,694 | 11,148 | 12,383 | 1,851.26 | 2,174.70 | 352 | 747 | 2,121.50 |
| Latin America | 2,332 | 3,448 | 5,444 | 8,770 | 2,334.45 | 2,543.42 | 185 | 565 | 3,056.18 |
| Mexico | 569 | 879 | 1,770 | 3,239 | 3,110.14 | 3,684.91 | 89 | 326 | 3,663.62 |

See footnotes at end of table.

Appendix table A-2--U.S. agricultural exports: Quantity, value, and unit value by commodity and country, October-August 1992/93 and 1993/94, and August 1994--continued

| Commodity and country | October-August | | | | | | August 1994 | | |
|----------------------------------|----------------|-----------|-------------------|-----------|-----------------|----------|-------------|-------------------|-----------------|
| | Quantity | | Value (1,000 dol) | | Unit value (\$) | | Quantity | Value (1,000 dol) | Unit value (\$) |
| | 1992/93 | 1993/94 | 1992/93 | 1993/94 | 1992/93 | 1993/94 | | | |
| Other nuts, shelled or prep(MT): | | | | | | | | | |
| Central America | 140 | 314 | 425 | 722 | 3,137.15 | 2,300.15 | 3 | 17 | 5,790.67 |
| Caribbean | 842 | 1,208 | 1,562 | 2,602 | 1,854.60 | 2,154.36 | 55 | 151 | 2,744.36 |
| Cayman Is | 11 | 274 | 27 | 796 | 2,431.00 | 2,905.28 | 19 | 40 | 2,081.26 |
| Trinidad-Tobago | 466 | 376 | 476 | 463 | 1,021.47 | 1,231.01 | 1 | 8 | 7,715.00 |
| Neth Antillies | 140 | 115 | 508 | 431 | 3,629.96 | 3,746.89 | 12 | 67 | 5,567.33 |
| S America | 781 | 1,047 | 1,687 | 2,206 | 2,160.68 | 2,106.92 | 38 | 71 | 1,868.95 |
| Venezuela | 200 | 285 | 669 | 681 | 3,343.14 | 2,390.92 | 1 | 6 | 5,814.00 |
| Brazil | 307 | 513 | 466 | 891 | 1,517.78 | 1,736.63 | 32 | 39 | 1,225.59 |
| W Europe | 4,861 | 4,272 | 9,340 | 12,417 | 1,921.48 | 2,906.65 | 228 | 617 | 2,706.76 |
| European Union | 3,605 | 3,624 | 7,524 | 10,853 | 2,087.23 | 2,994.74 | 86 | 410 | 4,766.35 |
| United Kingdom | 378 | 274 | 782 | 862 | 2,068.52 | 3,145.98 | 15 | 92 | 6,125.27 |
| Netherlands | 41 | 164 | 269 | 636 | 6,549.58 | 3,877.97 | 11 | 48 | 4,404.54 |
| Belgium and Luxembourg | 85 | 112 | 213 | 626 | 2,504.99 | 5,685.91 | 19 | 67 | 3,528.42 |
| France | 171 | 586 | 665 | 2,217 | 3,890.81 | 3,783.13 | 9 | 33 | 3,680.55 |
| Germany | 2,318 | 1,878 | 4,440 | 4,565 | 1,915.56 | 2,430.74 | 11 | 55 | 5,024.73 |
| Spain, incl Canary Is | 289 | 293 | 585 | 808 | 2,022.80 | 2,762.79 | 21 | 114 | 5,435.24 |
| Italy | 291 | 302 | 428 | 994 | 1,471.44 | 3,292.49 | 0 | 0 | .00 |
| Other W Europe | 1,256 | 648 | 1,816 | 1,564 | 1,445.74 | 2,413.94 | 142 | 207 | 1,459.40 |
| Switzerland | 978 | 543 | 1,154 | 1,047 | 1,179.99 | 1,928.96 | 137 | 160 | 1,166.85 |
| Former Soviet Union | 90 | 196 | 367 | 899 | 4,078.63 | 4,585.58 | 7 | 25 | 3,513.28 |
| Russia | 90 | 170 | 367 | 853 | 4,078.63 | 5,014.80 | 7 | 25 | 3,513.28 |
| Asia | 3,897 | 2,884 | 18,775 | 15,737 | 4,817.75 | 5,456.75 | 263 | 1,127 | 4,284.41 |
| W Asia (Mideast) | 280 | 415 | 754 | 1,570 | 2,699.21 | 3,783.63 | 3 | 16 | 5,494.67 |
| Japan | 1,635 | 1,138 | 9,501 | 7,430 | 5,811.16 | 6,528.61 | 135 | 654 | 4,843.70 |
| China | 370 | 5 | 598 | 19 | 1,618.27 | 3,725.00 | 0 | 0 | .00 |
| Southeast Asia | 349 | 439 | 1,586 | 2,296 | 4,544.84 | 5,229.02 | 48 | 211 | 4,400.27 |
| Singapore | 111 | 108 | 515 | 626 | 4,642.32 | 5,798.00 | 2 | 7 | 3,607.00 |
| Other East Asia | 1,260 | 788 | 6,323 | 4,203 | 5,017.90 | 5,334.17 | 77 | 245 | 3,184.45 |
| Korea, Rep of | 245 | 91 | 1,149 | 628 | 4,689.86 | 6,899.94 | 11 | 57 | 5,178.18 |
| Hong Kong | 590 | 513 | 3,222 | 2,664 | 5,461.42 | 5,192.13 | 26 | 134 | 5,141.73 |
| Taiwan | 425 | 184 | 1,951 | 912 | 4,591.29 | 4,955.78 | 40 | 55 | 1,363.95 |
| Oceania | 205 | 165 | 760 | 703 | 3,707.45 | 4,259.74 | 12 | 86 | 7,152.92 |
| Developed countries | 12,830 | 11,415 | 30,763 | 33,383 | 2,397.76 | 2,924.46 | 727 | 2,104 | 2,893.59 |
| Developing countries | 4,150 | 5,157 | 14,152 | 16,979 | 3,410.04 | 3,292.48 | 314 | 1,044 | 3,323.53 |
| Other countries | 460 | 201 | 966 | 817 | 2,099.65 | 4,564.17 | 7 | 25 | 3,513.28 |
| Vegetables & prep(MT): | | | | | | | | | |
| World | -- | -- | 2,967,648 | 3,188,330 | (1) | (1) | -- | 280,478 | (1) |
| Canada | -- | -- | 1,158,830 | 1,095,824 | (1) | (1) | -- | 75,979 | (1) |
| Latin America | -- | -- | 424,165 | 488,550 | (1) | (1) | -- | 49,324 | (1) |
| Mexico | -- | -- | 166,694 | 206,334 | (1) | (1) | -- | 23,219 | (1) |
| Central America | -- | -- | 39,389 | 44,115 | (1) | (1) | -- | 3,958 | (1) |
| Caribbean | -- | -- | 133,801 | 143,940 | (1) | (1) | -- | 12,507 | (1) |
| Bahamas | -- | -- | 56,984 | 59,019 | (1) | (1) | -- | 4,871 | (1) |
| S America | -- | -- | 84,281 | 94,160 | (1) | (1) | -- | 9,640 | (1) |
| W Europe | -- | -- | 405,686 | 372,323 | (1) | (1) | -- | 29,866 | (1) |
| European Union | -- | -- | 357,815 | 324,844 | (1) | (1) | -- | 26,032 | (1) |
| United Kingdom | -- | -- | 123,054 | 97,930 | (1) | (1) | -- | 6,058 | (1) |
| Netherlands | -- | -- | 36,022 | 51,659 | (1) | (1) | -- | 3,602 | (1) |
| Belgium and Luxembourg | -- | -- | 12,133 | 44,737 | (1) | (1) | -- | 3,120 | (1) |
| France | -- | -- | 46,954 | 19,086 | (1) | (1) | -- | 1,664 | (1) |
| Germany | -- | -- | 63,453 | 46,900 | (1) | (1) | -- | 4,547 | (1) |
| Other W Europe | -- | -- | 47,871 | 47,379 | (1) | (1) | -- | 3,835 | (1) |
| Former Soviet Union | -- | -- | 28,434 | 47,111 | (1) | (1) | -- | 4,646 | (1) |
| Russia | -- | -- | 16,877 | 35,783 | (1) | (1) | -- | 4,087 | (1) |
| Asia | -- | -- | 846,103 | 1,051,081 | (1) | (1) | -- | 106,047 | (1) |
| W Asia (Mideast) | -- | -- | 52,057 | 65,076 | (1) | (1) | -- | 6,546 | (1) |
| Japan | -- | -- | 400,835 | 545,790 | (1) | (1) | -- | 51,775 | (1) |
| Southeast Asia | -- | -- | 110,217 | 125,939 | (1) | (1) | -- | 10,273 | (1) |
| Singapore | -- | -- | 28,467 | 33,830 | (1) | (1) | -- | 2,905 | (1) |
| Philippines | -- | -- | 39,596 | 35,662 | (1) | (1) | -- | 3,355 | (1) |
| Other East Asia | -- | -- | 275,972 | 307,627 | (1) | (1) | -- | 36,343 | (1) |
| Korea, Rep of | -- | -- | 68,372 | 67,212 | (1) | (1) | -- | 6,891 | (1) |
| Hong Kong | -- | -- | 95,530 | 120,158 | (1) | (1) | -- | 15,686 | (1) |
| Taiwan | -- | -- | 108,070 | 120,257 | (1) | (1) | -- | 13,767 | (1) |
| Oceania | -- | -- | 66,103 | 63,599 | (1) | (1) | -- | 4,843 | (1) |
| Australia | -- | -- | 48,025 | 45,873 | (1) | (1) | -- | 3,496 | (1) |
| Africa | -- | -- | 32,302 | 53,428 | (1) | (1) | -- | 8,642 | (1) |
| Sub-Sahara | -- | -- | 31,054 | 40,670 | (1) | (1) | -- | 8,417 | (1) |
| Developed countries | -- | -- | 2,029,776 | 2,085,044 | (1) | (1) | -- | 163,675 | (1) |
| Developing countries | -- | -- | 907,783 | 1,053,148 | (1) | (1) | -- | 111,756 | (1) |
| Other countries | -- | -- | 30,088 | 50,138 | (1) | (1) | -- | 5,047 | (1) |
| Vegetables - fresh(MT): | | | | | | | | | |
| World | 1,543,020 | 1,581,872 | 907,487 | 863,878 | 588.12 | 542.74 | 107,645 | 55,351 | 514.20 |
| Canada | 1,256,707 | 1,243,578 | 687,884 | 605,399 | 555.33 | 486.82 | 53,235 | 24,499 | 460.21 |
| Latin America | 119,258 | 97,584 | 65,238 | 53,713 | 547.03 | 550.43 | 16,484 | 7,997 | 484.86 |
| Mexico | 91,843 | 73,850 | 37,458 | 31,230 | 407.85 | 422.88 | 14,476 | 5,632 | 389.09 |
| Caribbean | 23,866 | 20,054 | 24,231 | 20,002 | 1,037.00 | 997.43 | 1,851 | 2,202 | 1,189.65 |
| Bahamas | 15,435 | 9,991 | 16,131 | 11,190 | 1,200.68 | 1,120.04 | 948 | 1,421 | 1,499.15 |
| W Europe | 21,486 | 23,886 | 29,514 | 31,229 | 1,373.65 | 1,307.41 | 900 | 1,234 | 1,371.66 |
| European Union | 16,770 | 18,766 | 21,155 | 20,436 | 1,261.48 | 1,089.00 | 751 | 1,043 | 1,388.20 |
| United Kingdom | 9,838 | 11,421 | 10,419 | 11,085 | 1,059.07 | 970.61 | 448 | 571 | 1,274.29 |
| Other W Europe | 4,716 | 5,120 | 8,359 | 10,793 | 1,772.56 | 2,107.94 | 149 | 192 | 1,288.29 |
| Switzerland | 2,334 | 2,837 | 6,440 | 8,763 | 2,759.27 | 3,088.78 | 26 | 83 | 3,518.46 |

See footnotes at end of table.

Appendix table A-2--U.S. agricultural exports: Quantity, value, and unit value by commodity and country, October-August 1992/93 and 1993/94, and August 1994--continued

| Commodity and country | October-August | | | | | | August 1994 | | |
|---------------------------------|----------------|-----------|-------------------|---------|-----------------|----------|-------------|-------------------|-----------------|
| | Quantity | | Value (1,000 dol) | | Unit value (\$) | | Quantity | Value (1,000 dol) | Unit value (\$) |
| | 1992/93 | 1993/94 | 1992/93 | 1993/94 | 1992/93 | 1993/94 | | | |
| Vegetables - fresh(MT): | | | | | | | | | |
| Asia | 139,456 | 219,658 | 109,768 | 168,792 | 787.12 | 768.43 | 34,280 | 20,403 | 595.17 |
| Japan | 87,193 | 142,278 | 83,819 | 130,568 | 961.31 | 917.69 | 16,036 | 11,881 | 740.91 |
| Other East Asia | 43,986 | 64,326 | 21,506 | 31,166 | 488.92 | 484.51 | 17,055 | 7,863 | 461.03 |
| Hong Kong | 33,163 | 42,445 | 17,065 | 21,723 | 514.57 | 511.79 | 9,261 | 4,694 | 506.89 |
| Developed countries | 1,367,779 | 1,411,555 | 813,865 | 769,787 | 595.03 | 545.35 | 70,359 | 37,810 | 537.39 |
| Developing countries | 173,411 | 175,805 | 92,895 | 92,286 | 535.69 | 524.93 | 34,563 | 16,546 | 478.44 |
| Asparagus - fresh(MT): | | | | | | | | | |
| World | 21,073 | 21,728 | 61,582 | 70,321 | 2,922.33 | 3,236.44 | 512 | 2,809 | 5,486.95 |
| Canada | 9,759 | 7,231 | 21,296 | 16,937 | 2,182.22 | 2,342.25 | 82 | 250 | 3,043.72 |
| W Europe | 3,670 | 4,047 | 10,524 | 12,181 | 2,867.69 | 3,009.90 | 37 | 120 | 3,243.16 |
| European Union | 1,860 | 1,660 | 5,482 | 4,461 | 2,947.42 | 2,687.46 | 37 | 120 | 3,243.16 |
| United Kingdom | 403 | 557 | 1,120 | 1,539 | 2,779.40 | 2,763.21 | 36 | 113 | 3,125.75 |
| Germany | 867 | 843 | 2,458 | 1,873 | 2,834.66 | 2,340.67 | 1 | 7 | 7,470.00 |
| Italy | 366 | 133 | 1,220 | 507 | 3,332.13 | 3,811.85 | 0 | 0 | .00 |
| Other W Europe | 1,810 | 2,387 | 5,042 | 7,720 | 2,785.76 | 3,234.13 | 0 | 0 | .00 |
| Switzerland | 1,794 | 2,364 | 4,980 | 7,628 | 2,716.02 | 3,226.57 | 0 | 0 | .00 |
| Asia | 7,505 | 10,328 | 28,329 | 40,593 | 3,907.96 | 3,930.41 | 391 | 2,422 | 6,195.34 |
| Japan | 7,396 | 10,117 | 28,981 | 39,817 | 3,918.47 | 3,935.65 | 351 | 2,259 | 6,435.06 |
| Developed countries | 20,911 | 21,495 | 61,090 | 69,482 | 2,921.44 | 3,232.48 | 472 | 2,646 | 5,605.19 |
| Developing countries | 162 | 223 | 492 | 801 | 3,037.62 | 3,591.81 | 40 | 164 | 4,091.80 |
| Broccoli - fresh(MT): | | | | | | | | | |
| World | 98,711 | 122,184 | 66,278 | 74,819 | 671.43 | 612.34 | 7,024 | 4,884 | 709.59 |
| Canada | 73,594 | 73,890 | 45,056 | 37,224 | 612.22 | 503.10 | 1,617 | 812 | 502.15 |
| W Europe | 1,013 | 1,077 | 1,510 | 968 | 1,490.26 | 898.59 | 65 | 46 | 710.49 |
| European Union | 891 | 813 | 1,337 | 685 | 1,500.59 | 842.55 | 25 | 14 | 566.40 |
| United Kingdom | 715 | 318 | 1,208 | 319 | 1,689.95 | 1,002.33 | 0 | 0 | .00 |
| Asia | 23,944 | 46,861 | 19,512 | 36,521 | 815.10 | 779.34 | 5,285 | 4,098 | 775.32 |
| Japan | 22,002 | 41,546 | 18,264 | 32,668 | 830.09 | 786.30 | 3,986 | 3,091 | 775.40 |
| Other East Asia | 1,769 | 4,867 | 1,193 | 3,591 | 574.42 | 723.04 | 1,287 | 998 | 775.20 |
| Hong Kong | 1,619 | 3,878 | 1,109 | 2,861 | 684.85 | 737.83 | 880 | 696 | 791.31 |
| Developed countries | 96,610 | 116,613 | 64,832 | 70,860 | 671.07 | 607.65 | 5,668 | 3,949 | 696.70 |
| Developing countries | 2,101 | 5,501 | 1,446 | 3,897 | 688.06 | 708.47 | 1,356 | 1,035 | 763.47 |
| Carrots - fresh(MT): | | | | | | | | | |
| World | 82,378 | 74,405 | 28,893 | 27,411 | 362.88 | 368.40 | 1,993 | 1,064 | 534.02 |
| Canada | 73,721 | 64,173 | 26,015 | 22,804 | 352.89 | 355.35 | 1,156 | 629 | 544.02 |
| Latin America | 3,923 | 3,902 | 1,998 | 1,890 | 509.21 | 484.44 | 411 | 204 | 496.41 |
| Mexico | 638 | 786 | 247 | 305 | 387.68 | 387.73 | 158 | 70 | 442.94 |
| Caribbean | 3,073 | 2,877 | 1,651 | 1,490 | 537.19 | 517.96 | 243 | 129 | 530.76 |
| Trinidad-Tobago | 1,901 | 1,616 | 1,104 | 903 | 580.98 | 558.71 | 128 | 70 | 544.98 |
| French W Indies | 1,006 | 1,069 | 473 | 504 | 470.18 | 471.42 | 75 | 38 | 507.75 |
| Asia | 3,782 | 5,781 | 1,510 | 2,500 | 399.17 | 432.47 | 423 | 229 | 540.60 |
| W Asia (Mideast) | 3,285 | 4,474 | 1,290 | 1,732 | 392.53 | 387.13 | 332 | 174 | 523.88 |
| Kuwait | 367 | 863 | 199 | 454 | 540.96 | 526.23 | 41 | 25 | 620.73 |
| United Arab Emir | 2,817 | 3,507 | 1,049 | 1,242 | 372.38 | 354.03 | 291 | 148 | 510.23 |
| Japan | 129 | 769 | 65 | 602 | 500.29 | 782.80 | 47 | 32 | 682.89 |
| Developed countries | 74,624 | 65,255 | 26,362 | 23,507 | 353.27 | 360.23 | 1,203 | 661 | 549.45 |
| Developing countries | 7,683 | 8,972 | 3,495 | 3,806 | 454.94 | 424.17 | 787 | 401 | 509.02 |
| Cabbage - fresh(MT): | | | | | | | | | |
| World | 36,032 | 36,339 | 15,057 | 13,579 | 417.89 | 373.68 | 1,657 | 864 | 521.13 |
| Canada | 34,166 | 33,243 | 14,266 | 12,142 | 417.55 | 365.18 | 374 | 235 | 627.69 |
| Latin America | 408 | 288 | 168 | 91 | 410.84 | 314.38 | 66 | 16 | 242.18 |
| Former Soviet Union | 0 | 378 | 0 | 138 | .00 | 364.22 | 125 | 40 | 316.30 |
| Russia | 0 | 378 | 0 | 138 | .00 | 364.22 | 125 | 40 | 316.30 |
| Asia | 1,318 | 2,382 | 578 | 1,200 | 438.23 | 503.64 | 1,092 | 573 | 524.95 |
| Other East Asia | 1,138 | 2,325 | 481 | 1,185 | 423.03 | 509.49 | 1,092 | 573 | 524.95 |
| Hong Kong | 1,011 | 1,880 | 412 | 986 | 407.09 | 524.61 | 850 | 456 | 536.30 |
| Taiwan | 127 | 350 | 70 | 161 | 549.84 | 459.20 | 242 | 117 | 485.09 |
| Developed countries | 34,329 | 33,275 | 14,369 | 12,148 | 418.57 | 365.09 | 374 | 235 | 627.69 |
| Developing countries | 1,569 | 2,686 | 656 | 1,293 | 417.56 | 401.42 | 1,158 | 589 | 508.83 |
| Other countries | 134 | 378 | 32 | 138 | 242.04 | 364.22 | 125 | 40 | 316.30 |
| Celery - fresh(MT): | | | | | | | | | |
| World | 111,585 | 113,582 | 49,651 | 36,371 | 444.96 | 320.21 | 4,675 | 1,866 | 399.25 |
| Canada | 94,017 | 82,479 | 41,882 | 27,450 | 445.48 | 296.82 | 1,179 | 406 | 344.25 |
| Latin America | 2,379 | 1,857 | 850 | 609 | 357.17 | 327.48 | 362 | 108 | 293.88 |
| Mexico | 2,347 | 1,857 | 847 | 608 | 360.85 | 327.48 | 362 | 108 | 293.88 |
| W Europe | 2,209 | 2,737 | 1,189 | 1,586 | 538.29 | 579.41 | 0 | 0 | .00 |
| European Union | 2,061 | 2,431 | 1,082 | 1,333 | 525.21 | 548.22 | 0 | 0 | .00 |
| United Kingdom | 1,490 | 2,166 | 735 | 1,184 | 493.28 | 546.80 | 0 | 0 | .00 |
| Asia | 12,930 | 16,492 | 5,708 | 6,722 | 441.43 | 407.58 | 3,134 | 1,352 | 431.53 |
| Japan | 1,568 | 2,245 | 641 | 885 | 408.84 | 394.36 | 317 | 130 | 409.08 |
| Southeast Asia | 1,641 | 1,892 | 782 | 808 | 476.39 | 427.27 | 122 | 54 | 441.34 |
| Singapore | 1,380 | 1,589 | 706 | 724 | 511.49 | 452.58 | 105 | 49 | 467.08 |
| Other East Asia | 9,694 | 12,204 | 4,265 | 4,979 | 440.00 | 408.01 | 2,685 | 1,166 | 434.19 |
| Hong Kong | 7,025 | 8,856 | 3,137 | 3,497 | 446.54 | 394.89 | 1,384 | 552 | 399.09 |
| Taiwan | 2,663 | 3,348 | 1,122 | 1,482 | 421.20 | 442.71 | 1,301 | 613 | 471.52 |
| Developed countries | 97,844 | 87,478 | 43,734 | 29,926 | 446.98 | 307.00 | 1,486 | 536 | 357.99 |
| Developing countries | 13,741 | 15,965 | 5,916 | 6,402 | 430.56 | 400.98 | 3,169 | 1,328 | 419.01 |
| Cauliflower - fresh(MT): | | | | | | | | | |
| World | 66,469 | 88,063 | 47,031 | 57,249 | 707.56 | 650.09 | 5,185 | 3,415 | 658.60 |
| Canada | 41,712 | 43,409 | 31,481 | 27,026 | 754.71 | 622.60 | 670 | 341 | 508.95 |
| Asia | 23,800 | 42,884 | 14,877 | 29,103 | 625.09 | 678.65 | 4,408 | 2,959 | 671.26 |
| Japan | 22,334 | 40,738 | 13,706 | 27,463 | 613.69 | 674.13 | 3,881 | 2,602 | 670.54 |
| Other East Asia | 1,428 | 2,027 | 1,127 | 1,566 | 789.38 | 772.65 | 527 | 357 | 676.57 |

See footnotes at end of table.

Appendix table A-2--U.S. agricultural exports: Quantity, value, and unit value by commodity and country, October-August 1992/93 and 1993/94, and August 1994--continued

| Commodity and country | October-August | | | | | | August 1994 | | |
|--------------------------|----------------|---------|-------------------|---------|-----------------|-----------|-------------|-------------------|-----------------|
| | Quantity | | Value (1,000 dol) | | Unit value (\$) | | Quantity | Value (1,000 dol) | Unit value (\$) |
| | 1992/93 | 1993/94 | 1992/93 | 1993/94 | 1992/93 | 1993/94 | | | |
| Cauliflower - fresh(MT): | | | | | | | | | |
| Hong Kong | 1,363 | 1,686 | 1,088 | 1,398 | 798.14 | 828.99 | 321 | 269 | 836.88 |
| Developed countries | 64,532 | 84,462 | 45,591 | 54,765 | 706.48 | 648.39 | 4,551 | 2,843 | 646.75 |
| Developing countries | 1,937 | 3,170 | 1,440 | 2,186 | 743.53 | 689.70 | 612 | 386 | 647.13 |
| Corn, sweet - fresh(MT): | | | | | | | | | |
| World | 33,818 | 34,051 | 14,273 | 15,186 | 422.05 | 445.97 | 315 | 297 | 944.34 |
| Canada | 30,965 | 30,007 | 12,853 | 12,671 | 415.09 | 422.27 | 259 | 75 | 288.38 |
| Latin America | 260 | 236 | 150 | 157 | 575.55 | 663.45 | 17 | 21 | 1,261.06 |
| W Europe | 2,377 | 1,462 | 1,112 | 986 | 467.70 | 674.13 | 1 | 6 | 6,300.00 |
| European Union | 1,980 | 1,252 | 860 | 748 | 434.39 | 597.72 | 1 | 6 | 6,300.00 |
| United Kingdom | 1,899 | 933 | 783 | 510 | 412.46 | 547.04 | 0 | 0 | .00 |
| Other W Europe | 397 | 210 | 252 | 237 | 633.86 | 1,129.65 | 0 | 0 | .00 |
| Switzerland | 315 | 207 | 167 | 234 | 530.92 | 1,130.20 | 0 | 0 | .00 |
| Asia | 216 | 2,328 | 158 | 1,350 | 732.30 | 579.82 | 38 | 195 | 5,132.63 |
| Japan | 170 | 2,314 | 110 | 1,282 | 644.85 | 554.19 | 34 | 189 | 5,569.47 |
| Developed countries | 33,512 | 33,783 | 14,075 | 14,839 | 419.99 | 442.21 | 294 | 270 | 919.56 |
| Developing countries | 306 | 250 | 198 | 224 | 647.70 | 895.97 | 21 | 27 | 1,291.24 |
| Cucumbers - fresh(MT): | | | | | | | | | |
| World | 37,652 | 30,817 | 16,012 | 15,136 | 425.26 | 481.14 | 3,221 | 1,002 | 311.06 |
| Canada | 37,121 | 30,602 | 15,818 | 14,977 | 426.13 | 489.40 | 3,164 | 861 | 303.65 |
| Developed countries | 37,514 | 30,613 | 15,948 | 14,980 | 425.13 | 489.34 | 3,164 | 861 | 303.65 |
| Garlic - fresh(MT): | | | | | | | | | |
| World | 9,116 | 9,921 | 12,588 | 12,093 | 1,380.82 | 1,218.96 | 581 | 852 | 1,465.81 |
| Canada | 2,382 | 1,877 | 4,506 | 3,490 | 1,891.87 | 1,859.49 | 115 | 240 | 2,082.88 |
| Latin America | 2,957 | 4,287 | 3,196 | 3,900 | 1,080.95 | 909.75 | 187 | 136 | 630.82 |
| Mexico | 1,590 | 3,207 | 1,472 | 2,982 | 825.79 | 929.76 | 188 | 118 | 628.84 |
| Central America | 167 | 130 | 187 | 75 | 1,122.29 | 577.02 | 0 | 0 | .00 |
| Caribbean | 325 | 304 | 506 | 431 | 1,557.49 | 1,417.28 | 9 | 18 | 1,985.44 |
| Dominican Republic | 0 | 293 | 0 | 327 | .00 | 1,405.41 | 0 | 0 | .00 |
| Trinidad-Tobago | 151 | 0 | 183 | 0 | 1,212.45 | .00 | 0 | 0 | .00 |
| French W Indies | 136 | 44 | 277 | 91 | 2,033.49 | 2,075.98 | 9 | 18 | 1,985.44 |
| S America | 875 | 646 | 1,031 | 412 | 1,178.00 | 638.53 | 0 | 0 | .00 |
| Venezuela | 665 | 188 | 794 | 164 | 1,193.66 | 874.18 | 0 | 0 | .00 |
| W Europe | 1,352 | 1,982 | 2,061 | 2,304 | 1,524.48 | 1,162.36 | 140 | 215 | 1,534.43 |
| European Union | 1,277 | 1,975 | 1,898 | 2,285 | 1,486.20 | 1,161.80 | 140 | 215 | 1,534.43 |
| United Kingdom | 411 | 866 | 756 | 816 | 1,838.60 | 941.95 | 14 | 14 | 985.71 |
| France | 694 | 763 | 794 | 915 | 1,144.49 | 1,199.04 | 0 | 0 | .00 |
| Spain, incl Canary Is | 52 | 250 | 81 | 452 | 1,558.86 | 1,809.56 | 125 | 198 | 1,583.37 |
| Other W Europe | 75 | 7 | 163 | 9 | 2,176.27 | 1,318.43 | 0 | 0 | .00 |
| Asia | 1,025 | 686 | 898 | 939 | 583.26 | 1,360.45 | 95 | 214 | 2,232.42 |
| W Asia (Mideast) | 97 | 362 | 199 | 646 | 2,048.03 | 1,783.57 | 0 | 0 | .00 |
| Israel, incl Gaza | 97 | 362 | 199 | 646 | 2,048.03 | 1,783.57 | 0 | 0 | .00 |
| Japan | 87 | 103 | 132 | 224 | 1,514.25 | 2,173.31 | 96 | 214 | 2,232.42 |
| Other East Asia | 825 | 203 | 203 | 56 | 245.81 | 276.65 | 0 | 0 | .00 |
| Taiwan | 825 | 201 | 203 | 53 | 245.81 | 252.49 | 0 | 0 | .00 |
| Oceania | 1,399 | 1,060 | 2,225 | 1,422 | 1,580.62 | 1,341.62 | 17 | 32 | 1,901.76 |
| Australia | 657 | 554 | 1,302 | 869 | 1,981.12 | 1,541.50 | 10 | 22 | 2,198.00 |
| French Pacif Is | 168 | 114 | 228 | 133 | 1,357.39 | 1,162.53 | 7 | 10 | 1,478.57 |
| Other Pac Is, excl | 574 | 382 | 696 | 420 | 1,211.92 | 1,099.94 | 0 | 0 | .00 |
| Developed countries | 4,575 | 4,901 | 8,200 | 7,562 | 1,782.25 | 1,542.97 | 361 | 691 | 1,913.14 |
| Developing countries | 4,541 | 5,004 | 4,388 | 4,517 | 966.32 | 902.59 | 204 | 146 | 717.85 |
| Lettuce - fresh(MT): | | | | | | | | | |
| World | 294,881 | 292,039 | 144,581 | 117,184 | 490.30 | 401.26 | 18,292 | 8,618 | 471.15 |
| Canada | 247,924 | 233,566 | 120,320 | 86,635 | 485.31 | 370.92 | 7,242 | 3,275 | 452.23 |
| Latin America | 21,048 | 22,275 | 7,204 | 7,249 | 342.25 | 325.44 | 4,715 | 1,500 | 318.21 |
| Mexico | 19,196 | 21,685 | 6,209 | 6,914 | 323.47 | 318.82 | 4,665 | 1,485 | 318.31 |
| W Europe | 3,833 | 4,289 | 3,662 | 3,827 | 955.30 | 892.24 | 116 | 162 | 1,398.89 |
| European Union | 3,003 | 3,880 | 2,890 | 3,516 | 962.22 | 906.25 | 116 | 162 | 1,398.89 |
| United Kingdom | 2,348 | 3,349 | 2,304 | 3,135 | 981.23 | 836.19 | 113 | 154 | 1,366.34 |
| Asia | 22,076 | 31,908 | 13,995 | 19,470 | 606.76 | 610.19 | 6,219 | 3,681 | 591.83 |
| Japan | 1,831 | 5,283 | 2,068 | 5,580 | 1,129.54 | 1,056.17 | 1,029 | 1,011 | 982.25 |
| Southeast Asia | 1,602 | 2,759 | 997 | 1,621 | 622.60 | 587.71 | 151 | 89 | 588.48 |
| Singapore | 1,602 | 2,579 | 997 | 1,536 | 622.60 | 595.65 | 119 | 74 | 622.82 |
| Other East Asia | 18,348 | 23,209 | 9,859 | 11,726 | 542.81 | 505.25 | 4,877 | 2,459 | 504.21 |
| Hong Kong | 15,462 | 20,691 | 8,840 | 10,435 | 536.98 | 504.31 | 4,225 | 2,064 | 488.53 |
| Taiwan | 1,886 | 2,447 | 1,120 | 1,290 | 593.69 | 502.48 | 618 | 362 | 584.76 |
| Developed countries | 253,588 | 243,139 | 126,050 | 96,044 | 497.07 | 395.02 | 8,387 | 4,448 | 530.35 |
| Developing countries | 41,293 | 48,900 | 18,530 | 21,098 | 448.75 | 432.26 | 9,885 | 4,164 | 421.27 |
| Mushrooms - fresh(MT): | | | | | | | | | |
| World | 7,292 | 4,329 | 21,613 | 13,644 | 2,963.96 | 3,151.77 | 233 | 557 | 2,390.40 |
| Canada | 6,575 | 3,538 | 12,298 | 7,576 | 1,870.45 | 2,141.31 | 125 | 285 | 2,278.18 |
| Latin America | 150 | 94 | 353 | 175 | 2,352.42 | 1,865.89 | 1 | 4 | 4,138.00 |
| Mexico | 148 | 85 | 346 | 150 | 2,340.67 | 1,766.76 | 0 | 0 | .00 |
| W Europe | 384 | 521 | 3,115 | 2,419 | 8,112.96 | 4,643.80 | 90 | 218 | 2,426.67 |
| European Union | 190 | 275 | 1,862 | 1,516 | 8,800.67 | 5,514.16 | 57 | 113 | 1,974.79 |
| Belgium and Luxembourg | 21 | 9 | 323 | 131 | 15,396.38 | 14,593.55 | 1 | 12 | 11,950.00 |
| France | 72 | 106 | 1,014 | 758 | 14,088.79 | 7,152.43 | 15 | 55 | 3,682.73 |
| Germany | 91 | 109 | 433 | 442 | 4,760.67 | 4,058.12 | 40 | 37 | 816.10 |
| Other W Europe | 184 | 246 | 1,253 | 903 | 5,460.05 | 3,670.83 | 33 | 106 | 3,207.18 |
| Switzerland | 188 | 228 | 1,187 | 836 | 6,313.77 | 3,667.87 | 28 | 93 | 3,318.46 |
| Asia | 182 | 176 | 5,834 | 3,473 | 32,052.49 | 19,734.35 | 17 | 50 | 2,820.70 |
| Japan | 175 | 176 | 5,795 | 3,459 | 33,115.28 | 19,653.66 | 17 | 50 | 2,820.70 |
| Developed countries | 7,135 | 4,235 | 21,217 | 13,454 | 2,973.69 | 3,176.96 | 232 | 553 | 2,382.87 |
| Developing countries | 151 | 94 | 393 | 190 | 2,538.36 | 2,016.96 | 1 | 4 | 4,138.00 |

See footnotes at end of table.

Appendix table A-2--U.S. agricultural exports: Quantity, value, and unit value by commodity and country, October-August 1992/93 and 1993/94, and August 1994--continued

| Commodity and country | October-August | | | | | | August 1994 | | |
|----------------------------------|----------------|---------|-------------------|---------|-----------------|----------|-------------|-------------------|-----------------|
| | Quantity | | Value (1,000 dol) | | Unit value (\$) | | Quantity | Value (1,000 dol) | Unit value (\$) |
| | 1992/93 | 1993/94 | 1992/93 | 1993/94 | 1992/93 | 1993/94 | | | |
| Onions and shallots - fresh(MT): | | | | | | | | | |
| World | 162,800 | 158,736 | 64,914 | 60,017 | 398.73 | 378.09 | 24,641 | 7,407 | 300.58 |
| Canada | 111,567 | 87,282 | 46,136 | 38,209 | 413.52 | 392.77 | 7,583 | 2,161 | 284.94 |
| Latin America | 18,825 | 16,162 | 6,279 | 5,115 | 333.52 | 316.49 | 4,651 | 1,341 | 288.39 |
| Mexico | 17,806 | 14,215 | 5,734 | 4,153 | 322.03 | 292.15 | 4,528 | 1,261 | 278.52 |
| Caribbean | 364 | 1,456 | 136 | 829 | 374.27 | 569.35 | 123 | 80 | 652.09 |
| W Europe | 2,598 | 3,518 | 3,003 | 2,949 | 1,156.01 | 838.34 | 98 | 90 | 918.17 |
| European Union | 2,598 | 3,518 | 3,003 | 2,949 | 1,156.01 | 838.34 | 98 | 90 | 918.17 |
| United Kingdom | 1,773 | 1,673 | 2,729 | 1,761 | 1,539.24 | 1,052.33 | 98 | 90 | 918.17 |
| Netherlands | 0 | 1,820 | 0 | 1,180 | .00 | 648.28 | 0 | 0 | .00 |
| Asia | 28,585 | 40,312 | 8,933 | 13,160 | 312.52 | 328.46 | 11,809 | 3,563 | 301.71 |
| Japan | 20,499 | 23,953 | 6,387 | 7,416 | 311.57 | 309.62 | 5,685 | 1,668 | 293.43 |
| Other East Asia | 7,785 | 15,814 | 2,418 | 5,545 | 310.57 | 350.63 | 5,882 | 1,837 | 312.38 |
| Korea, Rep of | 0 | 6,502 | 0 | 2,572 | .00 | 395.56 | 2,583 | 1,007 | 389.80 |
| Hong Kong | 2,821 | 2,193 | 907 | 692 | 321.65 | 315.48 | 933 | 237 | 253.92 |
| Taiwan | 4,964 | 7,119 | 1,510 | 2,281 | 304.27 | 320.43 | 2,366 | 594 | 250.91 |
| Developed countries | 135,716 | 125,380 | 55,992 | 48,868 | 412.57 | 389.76 | 13,542 | 4,075 | 300.88 |
| Developing countries | 27,084 | 32,585 | 8,922 | 10,838 | 329.40 | 335.67 | 10,577 | 3,202 | 303.20 |
| Peppers - fresh(MT): | | | | | | | | | |
| World | 58,356 | 50,789 | 46,659 | 43,492 | 799.55 | 856.33 | 2,309 | 1,903 | 824.08 |
| Canada | 53,801 | 48,539 | 44,039 | 40,976 | 818.55 | 844.19 | 1,902 | 1,387 | 729.25 |
| Latin America | 3,931 | 1,506 | 2,115 | 1,482 | 538.09 | 984.14 | 274 | 338 | 1,233.50 |
| Mexico | 3,233 | 1,173 | 1,580 | 1,075 | 488.61 | 916.80 | 254 | 274 | 1,076.83 |
| Central America | 695 | 331 | 533 | 404 | 766.57 | 1,220.63 | 20 | 64 | 3,223.15 |
| El Salvador | 695 | 331 | 533 | 404 | 766.57 | 1,220.63 | 20 | 64 | 3,223.15 |
| W Europe | 354 | 489 | 345 | 674 | 973.21 | 1,378.35 | 116 | 167 | 1,435.45 |
| European Union | 294 | 401 | 305 | 483 | 1,037.65 | 1,203.77 | 116 | 167 | 1,435.45 |
| Developed countries | 54,340 | 48,177 | 44,493 | 41,884 | 818.80 | 851.70 | 2,018 | 1,554 | 769.85 |
| Developing countries | 4,016 | 1,585 | 2,165 | 1,562 | 539.15 | 985.27 | 290 | 346 | 1,192.20 |
| Potatoes - fresh(MT): | | | | | | | | | |
| World | 232,223 | 283,329 | 73,964 | 86,867 | 318.50 | 306.94 | 19,221 | 5,636 | 293.25 |
| Canada | 203,694 | 258,435 | 65,761 | 77,409 | 322.84 | 299.53 | 14,845 | 3,956 | 266.46 |
| Latin America | 24,428 | 19,794 | 6,512 | 7,687 | 266.58 | 388.35 | 2,063 | 859 | 416.52 |
| Mexico | 22,434 | 17,762 | 5,669 | 6,683 | 252.70 | 376.23 | 1,840 | 750 | 407.86 |
| Asia | 1,785 | 2,733 | 682 | 1,068 | 382.27 | 390.80 | 319 | 103 | 322.56 |
| Developed countries | 204,357 | 258,528 | 66,065 | 77,441 | 323.28 | 299.54 | 14,869 | 3,866 | 266.73 |
| Developing countries | 26,255 | 22,530 | 7,273 | 8,758 | 277.02 | 388.72 | 2,382 | 962 | 403.93 |
| Tomatoes - fresh(MT): | | | | | | | | | |
| World | 154,993 | 136,379 | 125,544 | 107,061 | 809.99 | 785.02 | 12,195 | 8,479 | 695.27 |
| Canada | 131,322 | 124,482 | 110,646 | 99,316 | 842.55 | 797.84 | 9,650 | 6,829 | 707.68 |
| Latin America | 22,633 | 10,816 | 14,254 | 6,954 | 629.78 | 642.93 | 2,176 | 1,412 | 648.91 |
| Mexico | 22,182 | 10,272 | 13,917 | 6,497 | 627.39 | 632.53 | 2,163 | 1,396 | 645.48 |
| Developed countries | 131,704 | 124,582 | 110,836 | 99,465 | 842.31 | 798.39 | 9,653 | 6,840 | 708.63 |
| Developing countries | 23,289 | 11,797 | 14,608 | 7,580 | 627.23 | 642.86 | 2,540 | 1,635 | 643.82 |
| Other fresh vegetables(MT): | | | | | | | | | |
| World | 135,641 | 135,181 | 117,849 | 113,449 | 868.83 | 839.24 | 5,591 | 5,597 | 1,001.15 |
| Canada | 104,387 | 100,719 | 85,510 | 80,555 | 819.16 | 799.80 | 3,272 | 2,660 | 812.92 |
| Latin America | 17,504 | 14,955 | 21,590 | 17,631 | 1,293.41 | 1,178.91 | 1,383 | 1,968 | 1,423.19 |
| Caribbean | 15,627 | 13,179 | 20,021 | 16,153 | 1,281.20 | 1,225.68 | 1,276 | 1,882 | 1,475.11 |
| Bermuda | 891 | 930 | 1,147 | 1,336 | 1,286.87 | 1,436.20 | 107 | 138 | 1,291.24 |
| Bahamas | 12,479 | 9,480 | 15,761 | 10,847 | 1,263.00 | 1,153.54 | 933 | 1,413 | 1,514.65 |
| Leeward & Windward Is | 1,161 | 1,459 | 1,560 | 1,879 | 1,343.68 | 1,287.55 | 121 | 143 | 1,180.12 |
| Neth Antilles | 785 | 885 | 1,218 | 1,641 | 1,551.45 | 1,853.99 | 105 | 170 | 1,615.39 |
| W Europe | 1,329 | 2,932 | 1,725 | 2,795 | 1,297.91 | 953.26 | 113 | 200 | 937.15 |
| European Union | 1,262 | 2,132 | 1,632 | 2,078 | 1,293.15 | 974.49 | 161 | 156 | 968.53 |
| United Kingdom | 245 | 1,052 | 347 | 1,200 | 1,416.13 | 1,140.71 | 86 | 90 | 1,048.60 |
| Asia | 11,169 | 15,607 | 7,896 | 11,791 | 715.87 | 755.50 | 645 | 701 | 1,086.22 |
| Japan | 10,563 | 14,953 | 7,452 | 11,044 | 705.52 | 788.61 | 590 | 624 | 1,057.67 |
| Developed countries | 116,488 | 118,639 | 94,909 | 94,461 | 814.76 | 796.20 | 4,075 | 3,484 | 854.85 |
| Developing countries | 19,145 | 16,481 | 22,918 | 18,894 | 1,197.09 | 1,146.42 | 1,504 | 2,100 | 1,396.37 |
| Vegetables - froz(MT): | | | | | | | | | |
| World | 322,427 | 358,013 | 250,446 | 285,413 | 776.75 | 797.21 | 32,658 | 25,726 | 787.73 |
| Canada | 22,394 | 26,070 | 20,974 | 23,480 | 936.59 | 936.60 | 2,845 | 2,574 | 904.91 |
| Latin America | 23,231 | 37,757 | 20,460 | 27,222 | 724.74 | 720.99 | 4,050 | 2,840 | 701.25 |
| Mexico | 16,676 | 25,176 | 11,109 | 16,421 | 666.17 | 652.26 | 2,433 | 1,554 | 638.65 |
| Caribbean | 5,257 | 5,848 | 4,920 | 5,393 | 935.85 | 922.15 | 723 | 582 | 804.54 |
| Bermuda | 2,355 | 2,716 | 2,651 | 3,324 | 1,125.74 | 1,223.95 | 281 | 338 | 1,203.71 |
| S America | 4,595 | 3,686 | 3,079 | 2,791 | 670.13 | 757.20 | 538 | 407 | 757.21 |
| W Europe | 8,592 | 7,655 | 8,311 | 7,933 | 967.39 | 1,036.35 | 539 | 437 | 820.31 |
| European Union | 5,673 | 5,274 | 5,282 | 5,591 | 832.77 | 1,060.10 | 466 | 381 | 817.68 |
| Other W Europe | 2,919 | 2,381 | 3,020 | 2,342 | 1,034.50 | 983.75 | 67 | 56 | 838.61 |
| Asia | 246,287 | 275,466 | 186,845 | 216,509 | 758.65 | 785.97 | 24,539 | 19,298 | 786.41 |
| W Asia (Mideast) | 2,385 | 5,093 | 3,370 | 5,493 | 1,413.09 | 1,078.48 | 423 | 548 | 1,295.49 |
| Japan | 179,305 | 193,175 | 136,798 | 153,713 | 762.94 | 785.72 | 17,129 | 13,443 | 764.78 |
| Southeast Asia | 21,279 | 28,220 | 15,967 | 21,508 | 750.36 | 762.16 | 2,727 | 2,071 | 759.35 |
| Malaysia | 4,907 | 7,074 | 3,705 | 5,577 | 755.10 | 788.40 | 447 | 336 | 751.34 |
| Singapore | 7,132 | 7,305 | 5,430 | 6,003 | 761.32 | 821.75 | 697 | 625 | 896.71 |
| Philippines | 5,265 | 8,156 | 3,804 | 5,925 | 722.55 | 726.41 | 945 | 669 | 708.07 |
| Other East Asia | 42,947 | 48,504 | 30,454 | 35,411 | 709.10 | 730.05 | 4,220 | 3,204 | 759.22 |
| Korea, Rep of | 14,587 | 17,058 | 10,652 | 11,879 | 730.21 | 696.42 | 1,196 | 871 | 728.08 |
| Hong Kong | 18,817 | 19,533 | 12,817 | 14,709 | 681.13 | 753.04 | 1,600 | 1,265 | 790.57 |
| Taiwan | 9,543 | 11,913 | 6,885 | 8,822 | 731.97 | 740.54 | 1,424 | 1,068 | 750.15 |
| Oceania | 16,018 | 11,478 | 13,188 | 8,635 | 823.29 | 839.46 | 634 | 521 | 821.14 |
| Australia | 14,770 | 9,827 | 12,084 | 8,348 | 818.16 | 849.53 | 620 | 508 | 819.87 |

See footnotes at end of table.

Appendix table A-2--U.S. agricultural exports: Quantity, value, and unit value by commodity and country, October-August 1992/93 and 1993/94, and August 1984--continued

| Commodity and country | October-August | | | | | | August 1984 | | |
|------------------------------|----------------|---------|-------------------|---------|-----------------|----------|-------------|-------------------|-----------------|
| | Quantity | | Value (1,000 dol) | | Unit value (\$) | | Quantity | Value (1,000 dol) | Unit value (\$) |
| | 1992/93 | 1993/94 | 1992/93 | 1993/94 | 1992/93 | 1993/94 | | | |
| Vegetables - froz(MT): | | | | | | | | | |
| Developed countries | 226,230 | 237,203 | 179,014 | 194,770 | 791.29 | 821.11 | 21,127 | 16,963 | 802.89 |
| Developing countries | 95,754 | 120,111 | 71,060 | 89,873 | 742.11 | 748.25 | 11,480 | 8,722 | 759.74 |
| Corn, sweet, frozen(MT): | | | | | | | | | |
| World | 56,033 | 55,678 | 45,537 | 49,183 | 812.67 | 883.34 | 4,626 | 3,899 | 842.81 |
| Canada | 2,385 | 3,581 | 1,688 | 2,827 | 707.69 | 817.25 | 444 | 327 | 736.52 |
| Latin America | 3,210 | 3,726 | 2,003 | 2,234 | 624.13 | 599.54 | 411 | 281 | 582.54 |
| Mexico | 2,778 | 2,902 | 1,735 | 1,560 | 624.52 | 537.66 | 259 | 145 | 558.12 |
| W Europe | 3,532 | 2,618 | 2,850 | 2,288 | 806.83 | 877.81 | 320 | 207 | 646.58 |
| European Union | 2,461 | 1,594 | 1,815 | 1,395 | 778.29 | 874.89 | 284 | 193 | 657.64 |
| United Kingdom | 1,336 | 764 | 990 | 596 | 740.99 | 780.22 | 17 | 22 | 1,271.12 |
| Ireland | 590 | 280 | 491 | 318 | 831.40 | 1,134.89 | C | 0 | .00 |
| Other W Europe | 1,071 | 1,024 | 935 | 904 | 872.74 | 882.35 | 26 | 14 | 521.61 |
| Sweden | 829 | 663 | 723 | 556 | 872.17 | 837.91 | 26 | 14 | 521.61 |
| Asia | 40,634 | 42,440 | 34,398 | 39,080 | 846.52 | 920.84 | 3,379 | 3,024 | 894.91 |
| W Asia (Mideast) | 801 | 1,426 | 1,014 | 1,755 | 1,265.66 | 1,230.38 | 286 | 323 | 1,128.16 |
| Kuwait | 244 | 370 | 358 | 510 | 1,465.89 | 1,377.68 | 38 | 37 | 967.63 |
| Saudi Arabia | 379 | 745 | 416 | 864 | 1,098.44 | 1,158.91 | 216 | 239 | 1,106.73 |
| Japan | 33,314 | 34,669 | 28,622 | 32,054 | 859.17 | 924.56 | 2,413 | 2,125 | 880.85 |
| Other East Asia | 6,157 | 6,203 | 4,550 | 5,145 | 738.96 | 828.43 | 680 | 576 | 846.69 |
| Hong Kong | 4,007 | 3,610 | 2,742 | 3,033 | 684.32 | 840.06 | 128 | 122 | 949.69 |
| Taiwan | 1,897 | 2,271 | 1,596 | 1,972 | 841.21 | 868.41 | 552 | 454 | 822.80 |
| Oceania | 6,021 | 3,044 | 4,394 | 2,494 | 729.83 | 819.42 | 49 | 48 | 987.49 |
| Australia | 5,976 | 2,893 | 4,357 | 2,361 | 729.08 | 815.88 | 49 | 48 | 987.49 |
| Developed countries | 45,212 | 43,812 | 37,520 | 39,679 | 829.87 | 905.67 | 3,226 | 2,708 | 839.37 |
| Developing countries | 10,781 | 11,760 | 7,389 | 9,390 | 740.98 | 798.50 | 1,391 | 1,186 | 852.72 |
| Potatoes - frozen(MT): | | | | | | | | | |
| World | 202,370 | 237,388 | 143,334 | 171,543 | 708.27 | 722.63 | 21,847 | 15,898 | 727.69 |
| Canada | 7,147 | 6,886 | 6,322 | 6,187 | 884.60 | 898.52 | 635 | 600 | 944.12 |
| Latin America | 16,093 | 23,785 | 10,563 | 16,195 | 656.40 | 680.87 | 2,471 | 1,681 | 680.09 |
| Mexico | 11,176 | 18,379 | 7,334 | 12,069 | 656.21 | 656.65 | 1,730 | 1,109 | 641.13 |
| S America | 2,811 | 1,581 | 1,819 | 1,353 | 647.04 | 856.01 | 285 | 241 | 846.68 |
| Asia | 170,092 | 198,294 | 119,018 | 142,589 | 699.73 | 719.58 | 18,269 | 13,264 | 726.03 |
| W Asia (Mideast) | 696 | 2,444 | 599 | 2,163 | 860.25 | 884.90 | 56 | 64 | 1,143.64 |
| Japan | 117,336 | 129,754 | 82,453 | 94,019 | 702.71 | 724.59 | 12,393 | 9,029 | 728.56 |
| Southeast Asia | 19,713 | 27,568 | 14,157 | 20,328 | 718.14 | 737.38 | 2,675 | 1,974 | 738.06 |
| Thailand | 1,964 | 2,496 | 1,385 | 1,782 | 705.06 | 714.09 | 290 | 209 | 721.35 |
| Malaysia | 4,771 | 7,041 | 3,521 | 5,502 | 738.09 | 781.36 | 447 | 336 | 751.34 |
| Singapore | 6,267 | 6,735 | 4,321 | 4,943 | 689.44 | 733.93 | 645 | 529 | 819.51 |
| Indonesia | 1,537 | 3,130 | 1,175 | 2,163 | 764.65 | 690.97 | 348 | 232 | 665.40 |
| Philippines | 5,174 | 8,147 | 3,755 | 5,916 | 725.66 | 726.12 | 945 | 669 | 708.07 |
| Other East Asia | 31,993 | 38,171 | 21,570 | 25,818 | 674.21 | 679.02 | 3,105 | 2,164 | 696.91 |
| Korea, Rep of | 13,861 | 15,937 | 9,662 | 10,772 | 697.06 | 675.92 | 1,079 | 761 | 705.13 |
| Hong Kong | 10,890 | 12,801 | 6,897 | 8,596 | 633.36 | 666.81 | 1,182 | 852 | 697.82 |
| Taiwan | 7,242 | 9,433 | 5,011 | 6,611 | 691.82 | 700.84 | 834 | 571 | 684.98 |
| Oceania | 8,582 | 7,183 | 6,802 | 5,511 | 792.56 | 767.26 | 365 | 249 | 682.02 |
| Australia | 7,557 | 5,848 | 6,025 | 4,519 | 797.33 | 772.76 | 351 | 237 | 674.23 |
| Developed countries | 133,052 | 145,064 | 85,885 | 106,883 | 720.65 | 735.80 | 13,464 | 9,852 | 739.18 |
| Developing countries | 68,978 | 91,978 | 47,212 | 64,413 | 684.45 | 700.30 | 8,343 | 5,913 | 708.74 |
| Other frozen vegetables(MT): | | | | | | | | | |
| World | 64,024 | 64,947 | 61,576 | 64,687 | 951.77 | 996.00 | 6,185 | 5,829 | 958.62 |
| Canada | 12,862 | 14,603 | 12,964 | 14,367 | 1,007.93 | 983.82 | 1,766 | 1,648 | 933.15 |
| Latin America | 8,928 | 10,246 | 7,893 | 8,794 | 884.10 | 858.29 | 1,168 | 879 | 752.59 |
| Mexico | 2,722 | 3,895 | 2,040 | 2,783 | 749.59 | 716.98 | 444 | 300 | 675.98 |
| Central America | 489 | 587 | 539 | 772 | 1,102.05 | 1,315.24 | 42 | 66 | 1,575.21 |
| Caribbean | 4,117 | 4,152 | 4,160 | 4,173 | 1,010.47 | 1,005.02 | 540 | 437 | 810.15 |
| Bermuda | 2,327 | 2,683 | 2,611 | 3,252 | 1,121.95 | 1,212.24 | 277 | 333 | 1,200.84 |
| S America | 1,600 | 1,612 | 1,154 | 1,057 | 721.19 | 655.41 | 142 | 75 | 529.91 |
| Venezuela | 841 | 1,354 | 580 | 831 | 690.22 | 613.92 | 142 | 75 | 529.91 |
| W Europe | 4,635 | 3,847 | 4,853 | 4,704 | 1,047.11 | 1,222.66 | 128 | 143 | 1,119.05 |
| European Union | 2,787 | 2,791 | 2,768 | 3,467 | 893.31 | 1,242.27 | 87 | 101 | 1,156.48 |
| Belgium and Luxembourg | 571 | 860 | 573 | 944 | 1,002.84 | 1,087.11 | 30 | 33 | 1,106.73 |
| France | 213 | 512 | 358 | 682 | 1,681.87 | 1,332.54 | 14 | 26 | 1,840.50 |
| Germany | 952 | 1,002 | 1,062 | 1,065 | 1,103.55 | 1,063.12 | 0 | 0 | .00 |
| Other W Europe | 1,848 | 1,056 | 2,085 | 1,236 | 1,128.24 | 1,170.82 | 41 | 43 | 1,039.63 |
| Sweden | 741 | 609 | 735 | 748 | 982.29 | 1,227.66 | 23 | 28 | 1,201.09 |
| Switzerland | 729 | 18 | 812 | 13 | 1,114.42 | 713.44 | 0 | 0 | .00 |
| Asia | 35,561 | 34,732 | 33,429 | 34,740 | 940.04 | 1,000.23 | 2,891 | 3,010 | 1,041.16 |
| W Asia (Mideast) | 888 | 1,223 | 1,758 | 1,575 | 1,979.38 | 1,288.21 | 81 | 161 | 1,891.28 |
| Saudi Arabia | 391 | 492 | 1,041 | 839 | 2,661.80 | 1,287.82 | 23 | 71 | 3,106.74 |
| Japan | 28,655 | 28,752 | 25,723 | 27,641 | 897.68 | 961.35 | 2,323 | 2,288 | 984.94 |
| Southeast Asia | 1,221 | 605 | 1,614 | 1,158 | 1,322.03 | 1,914.21 | 52 | 96 | 1,854.25 |
| Singapore | 610 | 523 | 955 | 1,038 | 1,565.43 | 1,984.62 | 52 | 96 | 1,854.25 |
| Other East Asia | 4,787 | 4,130 | 4,334 | 4,347 | 903.46 | 1,052.44 | 435 | 464 | 1,067.23 |
| Korea, Rep of | 473 | 789 | 778 | 967 | 1,644.50 | 1,210.43 | 117 | 110 | 939.73 |
| Hong Kong | 3,920 | 3,122 | 3,177 | 3,141 | 810.58 | 1,005.86 | 280 | 312 | 1,112.66 |
| Oceania | 1,415 | 1,251 | 1,991 | 1,630 | 1,407.39 | 1,302.83 | 220 | 223 | 1,014.89 |
| Australia | 1,237 | 1,086 | 1,702 | 1,469 | 1,375.70 | 1,352.26 | 220 | 223 | 1,014.89 |
| Developed countries | 47,966 | 48,327 | 45,608 | 48,208 | 897.54 | 981.50 | 4,437 | 4,302 | 969.68 |
| Developing countries | 15,995 | 16,373 | 15,859 | 16,070 | 891.51 | 981.50 | 1,746 | 1,623 | 929.38 |
| Vegetables - canned(MT): | | | | | | | | | |
| World | 314,630 | 288,333 | 245,291 | 242,136 | 779.61 | 839.78 | 25,583 | 21,283 | 831.93 |
| Canada | 91,120 | 80,642 | 71,711 | 67,481 | 787.00 | 836.78 | 11,022 | 9,150 | 830.18 |
| Latin America | 29,345 | 32,941 | 26,716 | 31,384 | 810.40 | 952.72 | 2,268 | 1,890 | 833.42 |

See footnotes at end of table.

Appendix table A-2--U.S. agricultural exports: Quantity, value, and unit value by commodity and country, October-August 1992/93 and 1993/94, and August 1994--continued

| Commodity and country | October-August | | | | | | August 1994 | | |
|---------------------------------|----------------|---------|-------------------|---------|-----------------|----------|-------------|-------------------|-----------------|
| | Quantity | | Value (1,000 dol) | | Unit value (\$) | | Quantity | Value (1,000 dol) | Unit value (\$) |
| | 1992/93 | 1993/94 | 1992/93 | 1993/94 | 1992/93 | 1993/94 | | | |
| Vegetables - canned(MT): | | | | | | | | | |
| Mexico | 12,855 | 15,381 | 11,233 | 14,044 | 873.81 | 857.34 | 1,139 | 965 | 846.82 |
| Central America | 6,489 | 7,060 | 4,576 | 5,571 | 705.12 | 789.10 | 478 | 369 | 769.46 |
| Caribbean | 8,340 | 7,850 | 8,971 | 9,657 | 1,075.68 | 1,313.83 | 321 | 327 | 1,020.20 |
| Bahamas | 2,898 | 3,288 | 4,078 | 4,991 | 1,407.28 | 1,517.88 | 103 | 86 | 834.39 |
| W Europe | 70,647 | 44,156 | 51,764 | 32,834 | 732.72 | 743.60 | 3,003 | 2,145 | 714.22 |
| European Union | 58,685 | 38,523 | 42,453 | 27,945 | 723.40 | 725.41 | 2,364 | 1,625 | 687.18 |
| United Kingdom | 21,149 | 10,261 | 15,122 | 7,772 | 715.02 | 757.42 | 320 | 262 | 818.10 |
| Netherlands | 8,251 | 10,649 | 5,835 | 7,561 | 630.77 | 710.04 | 1,302 | 781 | 600.01 |
| Germany | 18,077 | 5,676 | 13,339 | 4,130 | 737.93 | 727.66 | 262 | 203 | 775.00 |
| Spain, incl Canary Is | 1,296 | 6,371 | 1,356 | 3,919 | 1,046.09 | 815.19 | 107 | 73 | 680.91 |
| Other W Europe | 11,962 | 5,633 | 9,312 | 4,889 | 778.45 | 867.86 | 639 | 520 | 814.21 |
| Sweden | 3,826 | 2,264 | 3,053 | 2,043 | 788.01 | 902.49 | 228 | 174 | 764.11 |
| Norway | 3,747 | 1,794 | 2,781 | 1,412 | 742.09 | 787.12 | 233 | 187 | 803.00 |
| Switzerland | 3,828 | 1,033 | 3,000 | 882 | 783.59 | 853.53 | 160 | 141 | 879.20 |
| Asia | 115,254 | 122,233 | 88,729 | 103,598 | 769.86 | 847.55 | 8,733 | 7,383 | 845.38 |
| W Asia (Mideast) | 6,578 | 5,088 | 3,984 | 3,635 | 605.72 | 714.43 | 243 | 168 | 695.67 |
| Japan | 56,539 | 65,453 | 44,971 | 54,612 | 795.39 | 834.36 | 4,056 | 3,340 | 823.46 |
| Southeast Asia | 9,675 | 9,562 | 7,151 | 7,962 | 739.14 | 832.63 | 1,180 | 925 | 783.86 |
| Singapore | 4,191 | 4,214 | 3,168 | 3,809 | 755.83 | 903.81 | 301 | 279 | 826.33 |
| Philippines | 4,848 | 4,284 | 3,496 | 3,113 | 721.12 | 726.68 | 810 | 585 | 722.49 |
| Other East Asia | 42,402 | 41,929 | 32,570 | 37,235 | 768.12 | 888.04 | 3,252 | 2,845 | 905.63 |
| Korea, Rep of | 8,173 | 11,375 | 7,476 | 11,443 | 914.68 | 1,005.98 | 563 | 581 | 1,031.72 |
| Hong Kong | 17,193 | 13,910 | 10,215 | 10,976 | 594.12 | 789.09 | 1,023 | 818 | 789.85 |
| Taiwan | 17,036 | 16,644 | 14,880 | 14,815 | 873.42 | 890.12 | 1,666 | 1,546 | 927.96 |
| Oceania | 7,084 | 6,184 | 5,227 | 5,253 | 737.85 | 849.44 | 356 | 573 | 1,609.58 |
| Australia | 5,474 | 4,954 | 4,124 | 4,248 | 753.34 | 855.80 | 310 | 531 | 1,712.54 |
| Developed countries | 224,137 | 195,384 | 172,845 | 159,313 | 771.16 | 815.38 | 18,416 | 15,184 | 824.52 |
| Developing countries | 89,580 | 90,831 | 71,612 | 81,316 | 799.42 | 895.25 | 7,015 | 5,993 | 854.29 |
| Pulses(MT): | | | | | | | | | |
| World | 400,770 | 428,341 | 189,499 | 213,769 | 472.84 | 499.06 | 46,699 | 22,619 | 484.36 |
| Canada | 9,738 | 7,008 | 6,012 | 4,722 | 617.34 | 673.75 | 487 | 338 | 679.08 |
| Latin America | 85,187 | 95,967 | 42,155 | 48,813 | 494.86 | 508.64 | 11,168 | 6,206 | 564.64 |
| Mexico | 22,800 | 22,087 | 13,010 | 13,844 | 570.63 | 626.78 | 3,805 | 2,579 | 677.89 |
| Central America | 8,426 | 9,260 | 5,402 | 5,115 | 641.09 | 552.35 | 292 | 193 | 661.15 |
| Nicaragua | 2,677 | 1,048 | 1,925 | 629 | 719.01 | 588.98 | 0 | 0 | .00 |
| Caribbean | 20,870 | 16,126 | 10,330 | 10,654 | 494.96 | 560.70 | 716 | 526 | 735.02 |
| Haiti | 15,891 | 8,977 | 6,512 | 5,037 | 409.78 | 561.12 | 70 | 43 | 620.58 |
| Dominican Republic | 957 | 3,153 | 590 | 2,364 | 616.05 | 747.54 | 462 | 280 | 605.36 |
| S America | 33,091 | 48,494 | 13,419 | 19,200 | 405.35 | 385.92 | 6,355 | 3,007 | 473.20 |
| Colombia | 849 | 7,678 | 171 | 4,047 | 201.21 | 527.10 | 3,046 | 1,851 | 607.59 |
| Venezuela | 8,919 | 8,821 | 3,297 | 3,515 | 369.63 | 398.48 | 340 | 119 | 350.51 |
| Peru | 20,641 | 20,885 | 8,924 | 7,791 | 432.36 | 373.06 | 2,402 | 861 | 358.48 |
| W Europe | 169,717 | 139,106 | 81,655 | 67,781 | 481.13 | 487.26 | 11,123 | 4,441 | 399.29 |
| European Union | 168,819 | 137,580 | 81,122 | 66,933 | 480.53 | 486.50 | 11,102 | 4,426 | 398.64 |
| United Kingdom | 84,721 | 54,599 | 43,653 | 29,640 | 515.25 | 542.86 | 3,219 | 1,741 | 540.70 |
| Netherlands | 18,617 | 19,617 | 3,170 | 3,770 | 170.27 | 192.17 | 2,756 | 389 | 141.31 |
| Belgium and Luxembourg | 3,757 | 3,484 | 2,147 | 1,987 | 571.46 | 570.46 | 60 | 31 | 513.00 |
| France | 4,945 | 5,163 | 2,762 | 3,115 | 558.54 | 603.27 | 82 | 58 | 705.68 |
| Spain, incl Canary Is | 20,310 | 24,095 | 10,291 | 11,464 | 506.68 | 475.78 | 2,154 | 883 | 409.91 |
| Portugal | 6,977 | 2,336 | 4,514 | 1,542 | 646.99 | 660.26 | 463 | 287 | 620.92 |
| Italy | 22,785 | 18,602 | 11,111 | 10,373 | 487.41 | 557.65 | 1,766 | 731 | 413.98 |
| Greece | 2,595 | 4,920 | 1,362 | 2,387 | 524.83 | 485.08 | 260 | 130 | 499.83 |
| E Europe | 5,019 | 25,547 | 2,626 | 11,638 | 523.31 | 455.54 | 1,824 | 915 | 501.71 |
| Former Yugoslavia | 4,199 | 25,419 | 2,185 | 11,561 | 520.44 | 454.82 | 1,824 | 915 | 501.71 |
| Former Soviet Union | 2,821 | 9,373 | 1,169 | 5,368 | 414.23 | 572.67 | 403 | 280 | 720.16 |
| Asia | 78,485 | 68,167 | 30,402 | 30,930 | 387.36 | 453.73 | 5,516 | 2,447 | 443.59 |
| W Asia (Mideast) | 6,361 | 5,959 | 3,521 | 3,392 | 553.55 | 569.28 | 305 | 180 | 589.03 |
| S Asia | 16,485 | 13,318 | 5,019 | 3,657 | 304.47 | 274.56 | 2,882 | 808 | 280.20 |
| India | 16,223 | 13,213 | 4,915 | 3,631 | 302.98 | 274.78 | 2,861 | 803 | 280.65 |
| Japan | 27,814 | 24,482 | 12,854 | 14,870 | 462.15 | 611.47 | 1,195 | 854 | 714.68 |
| Southeast Asia | 19,936 | 14,373 | 5,892 | 4,856 | 295.55 | 337.82 | 641 | 216 | 336.81 |
| Philippines | 17,601 | 12,018 | 4,836 | 3,576 | 274.76 | 287.56 | 497 | 144 | 290.42 |
| Other East Asia | 7,859 | 8,971 | 3,088 | 4,008 | 392.87 | 401.91 | 459 | 368 | 800.87 |
| Oceania | 5,884 | 5,229 | 3,475 | 3,697 | 590.55 | 707.02 | 436 | 314 | 719.75 |
| Australia | 4,460 | 3,679 | 2,457 | 2,671 | 550.89 | 725.91 | 314 | 241 | 766.38 |
| Africa | 43,919 | 77,944 | 22,004 | 40,822 | 501.02 | 523.74 | 15,732 | 7,569 | 481.09 |
| N Africa | 0 | 19,550 | 0 | 9,629 | .00 | 493.53 | 0 | 0 | .00 |
| Algeria | 0 | 18,930 | 0 | 9,343 | .00 | 493.57 | 0 | 0 | .00 |
| Sub-Saharan | 43,919 | 58,394 | 22,004 | 31,193 | 501.02 | 534.18 | 15,732 | 7,569 | 481.09 |
| Sudan | 9,015 | 17,528 | 4,570 | 7,920 | 506.90 | 451.86 | 300 | 129 | 428.95 |
| Angola | 4,581 | 7,533 | 1,626 | 5,623 | 354.91 | 746.48 | 0 | 0 | .00 |
| Rwanda | 258 | 7,620 | 142 | 5,034 | 551.81 | 660.68 | 5,211 | 3,746 | 718.91 |
| Somalia | 6,686 | 3,994 | 3,680 | 1,754 | 550.34 | 439.28 | 0 | 0 | .00 |
| Former Ethiopia | 2,123 | 4,801 | 1,135 | 2,252 | 534.43 | 469.10 | 1,997 | 788 | 399.54 |
| Kenya | 7,957 | 1,139 | 4,219 | 474 | 530.18 | 416.11 | 640 | 258 | 403.54 |
| Mozambique | 3,935 | 2,300 | 1,951 | 1,212 | 495.70 | 526.97 | 119 | 88 | 742.35 |
| Developed countries | 214,741 | 175,287 | 104,488 | 91,204 | 486.58 | 517.36 | 13,403 | 6,022 | 449.27 |
| Developing countries | 183,178 | 242,617 | 83,814 | 117,150 | 457.55 | 482.86 | 32,859 | 16,285 | 485.61 |
| Other countries | 2,851 | 9,437 | 1,197 | 5,416 | 419.73 | 573.86 | 437 | 312 | 714.70 |
| Dried beans(MT): | | | | | | | | | |
| World | 262,493 | 248,210 | 133,779 | 143,228 | 509.65 | 577.04 | 24,885 | 14,945 | 600.56 |
| Canada | 7,402 | 5,042 | 4,791 | 3,544 | 647.23 | 702.85 | 267 | 190 | 712.34 |
| Latin America | 48,681 | 51,462 | 29,122 | 33,834 | 598.22 | 657.46 | 8,151 | 5,283 | 649.42 |

See footnotes at end of table.

Appendix table A-2--U.S. agricultural exports: Quantity, value, and unit value by commodity and country, October-August 1992/93 and 1993/94, and August 1994--continued

| Commodity and country | October-August | | | | | | August 1994 | | |
|-------------------------|----------------|---------|-------------------|---------|-----------------|----------|-------------|-------------------|-----------------|
| | Quantity | | Value (1,000 dol) | | Unit value (\$) | | Quantity | Value (1,000 dol) | Unit value (\$) |
| | 1992/93 | 1993/94 | 1992/93 | 1993/94 | 1992/93 | 1993/94 | | | |
| Dried beans(MT): | | | | | | | | | |
| Mexico | 18,749 | 17,513 | 11,287 | 12,014 | 601.99 | 685.98 | 3,591 | 2,475 | 689.15 |
| Central America | 7,320 | 8,748 | 4,831 | 4,837 | 659.92 | 552.88 | 239 | 163 | 683.58 |
| Honduras | 1,236 | 2,218 | 821 | 1,500 | 784.46 | 676.33 | 0 | 0 | .00 |
| Nicaragua | 2,047 | 1,048 | 1,606 | 629 | 664.63 | 599.98 | 0 | 0 | .00 |
| Caribbean | 14,892 | 12,359 | 8,319 | 9,405 | 558.60 | 760.94 | 696 | 523 | 750.85 |
| Haiti | 10,830 | 6,036 | 5,031 | 4,280 | 464.52 | 709.08 | 70 | 49 | 620.58 |
| Dominican Republic | 894 | 3,048 | 575 | 2,315 | 643.15 | 759.48 | 442 | 276 | 624.42 |
| French W Indies | 1,627 | 1,437 | 1,619 | 1,469 | 995.09 | 1,022.18 | 172 | 185 | 1,076.48 |
| S America | 7,720 | 12,842 | 4,686 | 7,580 | 606.98 | 590.22 | 3,625 | 2,133 | 588.34 |
| Colombia | 26 | 5,718 | 23 | 3,470 | 867.08 | 606.81 | 2,841 | 1,716 | 603.91 |
| Venezuela | 2,025 | 3,690 | 1,193 | 2,028 | 589.23 | 549.71 | 276 | 101 | 365.22 |
| Peru | 4,598 | 1,491 | 2,950 | 959 | 641.59 | 650.10 | 488 | 304 | 623.42 |
| W Europe | 141,699 | 107,379 | 68,630 | 53,844 | 484.34 | 501.44 | 7,095 | 2,797 | 394.26 |
| European Union | 141,221 | 106,385 | 68,280 | 53,211 | 483.49 | 500.17 | 7,074 | 2,782 | 393.21 |
| United Kingdom | 80,391 | 52,235 | 42,161 | 28,802 | 524.45 | 551.39 | 3,114 | 1,710 | 549.07 |
| Netherlands | 18,398 | 18,541 | 3,052 | 3,294 | 165.88 | 177.68 | 2,685 | 339 | 126.42 |
| Belgium and Luxembourg | 3,716 | 3,390 | 2,130 | 1,921 | 573.25 | 566.81 | 60 | 31 | 513.00 |
| France | 4,757 | 5,155 | 2,663 | 3,109 | 559.78 | 603.14 | 82 | 58 | 705.68 |
| Germany | 3,080 | 2,270 | 1,565 | 1,374 | 508.08 | 605.43 | 23 | 12 | 504.35 |
| Spain, incl Canary Is | 4,727 | 5,169 | 2,881 | 3,080 | 609.53 | 595.93 | 45 | 23 | 515.82 |
| Portugal | 4,795 | 1,981 | 3,176 | 1,268 | 662.36 | 640.18 | 463 | 287 | 620.92 |
| Italy | 19,742 | 19,622 | 9,759 | 8,384 | 494.33 | 615.48 | 192 | 119 | 618.70 |
| E Europe | 1,637 | 11,729 | 867 | 5,237 | 529.68 | 446.51 | 0 | 0 | .00 |
| Former Yugoslavia | 825 | 11,601 | 476 | 5,160 | 514.41 | 444.82 | 0 | 0 | .00 |
| Asia | 35,131 | 30,463 | 16,835 | 19,505 | 478.19 | 640.27 | 2,034 | 1,425 | 700.56 |
| W Asia (Mideast) | 3,832 | 1,894 | 2,004 | 1,958 | 522.94 | 716.88 | 199 | 134 | 675.26 |
| Japan | 25,106 | 21,052 | 11,692 | 13,487 | 465.69 | 640.64 | 1,119 | 786 | 711.26 |
| Southeast Asia | 3,192 | 3,752 | 1,611 | 2,413 | 504.84 | 643.01 | 243 | 125 | 515.40 |
| Other East Asia | 2,836 | 3,352 | 1,425 | 2,057 | 502.49 | 613.53 | 240 | 291 | 1,214.09 |
| Oceania | 5,256 | 4,755 | 3,019 | 3,348 | 574.39 | 704.05 | 385 | 285 | 741.07 |
| Australia | 4,323 | 3,531 | 2,380 | 2,580 | 550.54 | 733.36 | 278 | 224 | 805.20 |
| Africa | 21,309 | 35,539 | 9,794 | 22,499 | 459.63 | 633.07 | 6,659 | 4,714 | 707.91 |
| W Africa | 0 | 10,537 | 0 | 5,182 | .00 | 491.77 | 0 | 0 | .00 |
| Algeria | 0 | 10,537 | 0 | 5,182 | .00 | 491.77 | 0 | 0 | .00 |
| Sub-Sahara | 21,309 | 25,002 | 9,794 | 17,317 | 459.63 | 633.07 | 6,659 | 4,714 | 707.91 |
| Burkina (Upper Volta) | 2,927 | 1,995 | 1,510 | 1,440 | 515.80 | 721.59 | 0 | 0 | .00 |
| Angola | 4,514 | 7,533 | 1,597 | 5,623 | 353.78 | 746.48 | 0 | 0 | .00 |
| Liberia | 3,912 | 2,576 | 1,882 | 1,891 | 481.18 | 734.13 | 799 | 555 | 694.92 |
| Rwanda | 258 | 6,201 | 142 | 4,400 | 551.81 | 709.64 | 5,211 | 3,746 | 718.91 |
| Kenya | 3,782 | 0 | 1,666 | 0 | 440.54 | .00 | 0 | 0 | .00 |
| Mozambique | 3,935 | 2,300 | 1,951 | 1,212 | 495.70 | 526.97 | 119 | 88 | 742.35 |
| Developed countries | 180,807 | 138,385 | 88,687 | 74,223 | 490.50 | 536.35 | 9,033 | 4,155 | 460.00 |
| Developing countries | 80,278 | 107,950 | 44,343 | 67,565 | 552.36 | 625.89 | 15,524 | 10,528 | 678.16 |
| Other countries | 1,408 | 1,875 | 749 | 1,439 | 532.13 | 767.72 | 328 | 262 | 798.61 |
| Dried peas(MT): | | | | | | | | | |
| World | 83,020 | 96,927 | 27,982 | 31,959 | 337.05 | 329.72 | 14,422 | 4,633 | 321.25 |
| Canada | 2,189 | 1,563 | 1,107 | 899 | 505.73 | 575.10 | 117 | 79 | 675.13 |
| Latin America | 27,806 | 35,466 | 8,972 | 10,797 | 322.66 | 301.15 | 2,623 | 846 | 322.48 |
| Mexico | 3,412 | 3,608 | 1,460 | 1,356 | 427.85 | 375.05 | 174 | 81 | 463.48 |
| Caribbean | 5,750 | 3,650 | 1,869 | 1,170 | 325.11 | 320.48 | 20 | 4 | 184.10 |
| Haiti | 4,862 | 2,941 | 1,434 | 757 | 288.91 | 257.44 | 0 | 0 | .00 |
| S America | 18,321 | 27,696 | 5,468 | 7,993 | 288.48 | 288.58 | 2,376 | 732 | 308.02 |
| Colombia | 823 | 1,918 | 148 | 561 | 180.18 | 292.49 | 205 | 135 | 658.54 |
| Venezuela | 6,876 | 5,089 | 2,093 | 1,471 | 304.34 | 289.04 | 64 | 18 | 287.11 |
| Peru | 9,011 | 13,905 | 2,726 | 4,180 | 302.55 | 309.53 | 1,630 | 443 | 271.79 |
| Brazil | 980 | 6,070 | 264 | 1,502 | 269.46 | 247.46 | 372 | 112 | 302.23 |
| W Europe | 9,767 | 7,001 | 4,454 | 3,136 | 456.02 | 447.92 | 246 | 91 | 370.61 |
| European Union | 9,387 | 6,514 | 4,309 | 2,951 | 459.09 | 452.97 | 246 | 91 | 370.61 |
| United Kingdom | 4,330 | 2,322 | 1,492 | 819 | 344.47 | 352.92 | 105 | 31 | 292.65 |
| Spain, incl Canary Is | 1,063 | 2,166 | 615 | 1,188 | 578.30 | 548.54 | 78 | 44 | 559.78 |
| Portugal | 2,182 | 335 | 1,338 | 264 | 613.23 | 788.15 | 0 | 0 | .00 |
| Italy | 1,143 | 802 | 493 | 248 | 430.94 | 309.80 | 69 | 17 | 266.35 |
| E Europe | 302 | 5,990 | 108 | 4,651 | 356.45 | 465.58 | 1,824 | 915 | 501.71 |
| Former Yugoslavia | 194 | 9,990 | 58 | 4,651 | 297.69 | 465.58 | 1,824 | 915 | 501.71 |
| Former Soviet Union | 1,223 | 108 | 312 | 42 | 255.19 | 388.65 | 0 | 0 | .00 |
| Russia | 1,223 | 0 | 312 | 0 | 255.19 | .00 | 0 | 0 | .00 |
| Asia | 41,298 | 34,965 | 12,837 | 10,080 | 310.83 | 288.27 | 3,440 | 1,015 | 295.17 |
| W Asia (Mideast) | 2,355 | 1,551 | 1,423 | 834 | 604.31 | 537.45 | 64 | 39 | 605.61 |
| Saudi Arabia | 791 | 214 | 494 | 130 | 624.66 | 606.83 | 59 | 35 | 593.32 |
| United Arab Emir | 537 | 251 | 368 | 170 | 684.77 | 678.78 | 0 | 0 | .00 |
| S Asia | 14,585 | 12,876 | 4,389 | 3,471 | 300.94 | 269.57 | 2,683 | 752 | 280.14 |
| India | 14,463 | 12,834 | 4,357 | 3,462 | 301.28 | 269.74 | 2,662 | 747 | 280.62 |
| Japan | 2,591 | 3,273 | 1,081 | 1,358 | 417.25 | 414.89 | 76 | 58 | 764.97 |
| Southeast Asia | 16,744 | 10,616 | 4,281 | 2,440 | 255.65 | 229.87 | 398 | 91 | 227.77 |
| Philippines | 16,540 | 10,419 | 4,219 | 2,375 | 255.10 | 227.97 | 393 | 91 | 227.77 |
| Other East Asia | 5,023 | 6,619 | 1,662 | 1,951 | 330.97 | 294.75 | 219 | 76 | 348.02 |
| Korea, Rep of | 221 | 1,312 | 67 | 352 | 302.83 | 268.13 | 125 | 31 | 249.31 |
| Hong Kong | 935 | 636 | 543 | 530 | 580.61 | 833.28 | 31 | 29 | 942.55 |
| Taiwan | 3,867 | 4,671 | 1,053 | 1,069 | 272.22 | 228.80 | 63 | 16 | 251.32 |
| Africa | 227 | 7,712 | 80 | 2,274 | 353.11 | 294.93 | 6,136 | 1,670 | 272.12 |
| Sub-Sahara | 227 | 7,712 | 80 | 2,274 | 353.11 | 294.93 | 6,136 | 1,670 | 272.12 |
| Sudan | 0 | 1,393 | 0 | 521 | .00 | 374.33 | 0 | 0 | .00 |
| Burundi | 0 | 6,124 | 0 | 1,661 | .00 | 271.17 | 6,124 | 1,661 | 271.17 |

See footnotes at end of table.

Appendix table A-2--U.S. agricultural exports: Quantity, value, and unit value by commodity and country, October-August 1992/93 and 1993/94, and August 1994--continued

| Commodity and country | October-August | | | | | | August 1994 | | |
|-------------------------------|----------------|---------|-------------------|-----------|-----------------|-----------|-------------|-------------------|-----------------|
| | Quantity | | Value (1,000 dol) | | Unit value (\$) | | Quantity | Value (1,000 dol) | Unit value (\$) |
| | 1992/93 | 1993/94 | 1992/93 | 1993/94 | 1992/93 | 1993/94 | | | |
| Dried peas(MT): | | | | | | | | | |
| Developed countries | 15,249 | 12,337 | 6,930 | 5,658 | 454.46 | 458.58 | 475 | 245 | 516.00 |
| Developing countries | 66,548 | 84,452 | 20,740 | 26,234 | 311.65 | 310.64 | 13,947 | 4,388 | 314.62 |
| Other countries | 1,223 | 138 | 312 | 58 | 255.19 | 490.72 | 0 | 0 | .00 |
| Dried lentils(MT): | | | | | | | | | |
| World | 55,257 | 83,204 | 27,738 | 38,582 | 501.98 | 463.71 | 7,392 | 3,041 | 411.42 |
| Latin America | 8,700 | 9,039 | 4,061 | 4,182 | 466.82 | 462.62 | 394 | 167 | 422.77 |
| Mexico | 639 | 966 | 264 | 474 | 412.76 | 480.56 | 40 | 24 | 599.17 |
| Central America | 783 | 0 | 397 | 0 | 506.91 | .00 | 0 | 0 | .00 |
| Nicaragua | 630 | 0 | 319 | 0 | 505.80 | .00 | 0 | 0 | .00 |
| S America | 7,050 | 7,956 | 3,259 | 3,628 | 462.26 | 455.96 | 354 | 143 | 402.84 |
| Peru | 7,032 | 5,889 | 3,248 | 2,642 | 461.89 | 448.61 | 284 | 114 | 400.79 |
| Bolivia | 0 | 1,750 | 0 | 845 | .00 | 482.95 | 70 | 29 | 411.13 |
| W Europe | 18,251 | 24,726 | 8,571 | 10,801 | 469.62 | 436.81 | 3,782 | 1,553 | 410.60 |
| European Union | 18,211 | 24,681 | 8,533 | 10,772 | 468.58 | 436.45 | 3,782 | 1,553 | 410.60 |
| Germany | 127 | 1,008 | 53 | 460 | 421.16 | 456.32 | 57 | 26 | 447.72 |
| Spain, incl Canary Is | 14,520 | 16,760 | 6,795 | 7,196 | 467.96 | 429.34 | 2,031 | 816 | 401.81 |
| Italy | 1,910 | 4,178 | 859 | 1,741 | 449.76 | 416.68 | 1,511 | 596 | 394.14 |
| Greece | 1,511 | 2,185 | 762 | 1,066 | 504.51 | 488.02 | 112 | 66 | 587.28 |
| E Europe | 3,080 | 3,828 | 1,652 | 1,750 | 536.28 | 457.04 | 0 | 0 | .00 |
| Former Yugoslavia | 3,080 | 3,828 | 1,652 | 1,750 | 536.28 | 457.04 | 0 | 0 | .00 |
| Former Soviet Union | 220 | 7,424 | 135 | 3,908 | 615.04 | 526.45 | 109 | 50 | 462.19 |
| Asia | 2,056 | 2,738 | 731 | 1,346 | 355.61 | 491.28 | 42 | 7 | 155.17 |
| W Asia (Mideast) | 174 | 2,514 | 84 | 1,201 | 540.74 | 477.71 | 42 | 7 | 155.17 |
| Iraq | 0 | 1,756 | 0 | 880 | .00 | 501.01 | 0 | 0 | .00 |
| S Asia | 1,765 | 63 | 556 | 17 | 314.83 | 266.03 | 0 | 0 | .00 |
| India | 1,724 | 0 | 539 | 0 | 312.57 | .00 | 0 | 0 | .00 |
| Oceania | 420 | 352 | 343 | 269 | 817.18 | 763.66 | 15 | 12 | 780.00 |
| French Pacif Is | 420 | 313 | 343 | 257 | 817.18 | 820.48 | 15 | 12 | 780.00 |
| Africa | 22,383 | 34,693 | 12,130 | 16,049 | 541.93 | 462.60 | 2,937 | 1,185 | 403.41 |
| N Africa | 0 | 9,013 | 0 | 4,447 | .00 | 493.42 | 0 | 0 | .00 |
| Algeria | 0 | 8,393 | 0 | 4,161 | .00 | 495.83 | 0 | 0 | .00 |
| Sub-Sahara | 22,383 | 25,680 | 12,130 | 11,602 | 541.93 | 451.78 | 2,937 | 1,185 | 403.41 |
| Sudan | 9,015 | 14,737 | 4,570 | 6,721 | 506.90 | 456.05 | 300 | 129 | 426.95 |
| Rwanda | 0 | 1,319 | 0 | 608 | .00 | 461.07 | 0 | 0 | .00 |
| Somalia | 6,686 | 3,994 | 3,680 | 1,754 | 550.34 | 439.28 | 0 | 0 | .00 |
| Former Ethiopia | 1,824 | 4,491 | 981 | 2,044 | 538.01 | 455.20 | 1,997 | 798 | 399.54 |
| Kenya | 4,175 | 1,399 | 2,553 | 474 | 611.39 | 416.11 | 640 | 258 | 403.54 |
| Developed countries | 18,685 | 25,565 | 8,871 | 11,323 | 474.78 | 442.91 | 3,895 | 1,621 | 416.23 |
| Developing countries | 36,352 | 50,215 | 18,731 | 23,351 | 515.27 | 465.02 | 3,388 | 1,370 | 404.25 |
| Other countries | 220 | 7,424 | 135 | 3,908 | 615.04 | 526.45 | 109 | 50 | 462.19 |
| Hops, incl hop ext(MT): | | | | | | | | | |
| World | 11,135 | 11,138 | 108,727 | 93,708 | 9,764.46 | 8,413.38 | 398 | 3,790 | 9,522.07 |
| Canada | 1,158 | 1,288 | 8,104 | 8,472 | 6,998.42 | 6,527.34 | 128 | 858 | 6,700.12 |
| Latin America | 4,390 | 5,287 | 45,648 | 41,115 | 10,398.26 | 7,776.62 | 191 | 1,615 | 8,455.38 |
| Mexico | 1,158 | 2,740 | 15,373 | 18,866 | 13,275.33 | 6,885.33 | 21 | 196 | 9,313.14 |
| Central America | 120 | 164 | 1,189 | 1,211 | 9,906.28 | 7,383.41 | 0 | 0 | .00 |
| Caribbean | 272 | 123 | 1,754 | 793 | 6,449.07 | 6,444.28 | 1 | 16 | 15,568.00 |
| S America | 2,840 | 2,260 | 27,333 | 20,246 | 9,624.16 | 8,958.26 | 169 | 1,404 | 8,306.70 |
| Colombia | 610 | 152 | 9,489 | 1,797 | 15,555.71 | 11,819.49 | 67 | 403 | 6,008.95 |
| Venezuela | 166 | 167 | 3,407 | 3,686 | 20,525.82 | 22,074.09 | 0 | 0 | .00 |
| Peru | 110 | 62 | 1,347 | 1,221 | 12,246.53 | 19,696.72 | 0 | 0 | .00 |
| Chile | 97 | 74 | 1,321 | 1,201 | 13,613.40 | 16,230.29 | 18 | 371 | 20,590.00 |
| Brazil | 1,626 | 1,550 | 8,662 | 9,031 | 5,327.21 | 5,926.76 | 65 | 528 | 8,120.63 |
| Argentina | 64 | 125 | 1,181 | 1,745 | 18,459.97 | 13,956.10 | 12 | 26 | 2,187.50 |
| W Europe | 4,195 | 2,822 | 40,421 | 26,338 | 9,635.62 | 9,333.12 | 63 | 1,192 | 18,912.90 |
| European Union | 4,137 | 2,801 | 39,503 | 26,060 | 9,548.64 | 9,303.66 | 63 | 1,192 | 18,912.90 |
| United Kingdom | 735 | 653 | 6,872 | 5,116 | 9,350.23 | 7,834.12 | 2 | 24 | 11,777.50 |
| Netherlands | 321 | 392 | 5,371 | 6,428 | 16,731.32 | 16,398.66 | 8 | 225 | 28,091.00 |
| Belgium and Luxembourg | 235 | 223 | 2,780 | 2,950 | 11,831.86 | 13,226.48 | 14 | 314 | 22,446.57 |
| Germany | 2,647 | 1,395 | 21,803 | 9,757 | 8,236.75 | 6,994.03 | 39 | 629 | 16,127.84 |
| Spain, incl Canary Is | 103 | 39 | 1,228 | 808 | 11,822.48 | 20,709.97 | 0 | 0 | .00 |
| Asia | 1,188 | 1,250 | 11,307 | 11,972 | 9,517.48 | 9,577.44 | 13 | 97 | 7,434.61 |
| Japan | 485 | 547 | 3,113 | 3,181 | 6,419.15 | 5,815.99 | 0 | 0 | .00 |
| Southeast Asia | 159 | 253 | 3,747 | 4,614 | 23,565.63 | 18,235.41 | 8 | 81 | 10,094.25 |
| Philippines | 102 | 209 | 2,848 | 3,783 | 27,930.35 | 18,098.32 | 2 | 18 | 8,825.50 |
| Other East Asia | 512 | 436 | 4,268 | 4,114 | 8,335.04 | 9,436.46 | 5 | 16 | 3,179.20 |
| Korea, Rep of | 258 | 202 | 2,668 | 3,001 | 10,339.36 | 14,854.87 | 0 | 0 | .00 |
| Oceania | 90 | 117 | 1,111 | 2,043 | 12,340.78 | 17,457.55 | 2 | 17 | 8,714.50 |
| Australia | 76 | 86 | 936 | 1,551 | 12,312.20 | 18,039.70 | 0 | 0 | .00 |
| Africa | 114 | 208 | 2,136 | 2,987 | 18,736.12 | 14,360.74 | 0 | 0 | .00 |
| Sub-Sahara | 114 | 176 | 2,136 | 2,700 | 18,736.12 | 15,340.53 | 0 | 0 | .00 |
| Nigeria | 49 | 73 | 1,232 | 1,528 | 25,149.00 | 20,924.99 | 0 | 0 | .00 |
| Developed countries | 5,961 | 4,817 | 52,941 | 40,196 | 8,881.22 | 8,332.09 | 191 | 2,049 | 10,728.42 |
| Developing countries | 5,161 | 6,294 | 55,696 | 53,453 | 10,791.62 | 8,492.69 | 203 | 1,705 | 8,396.86 |
| Other veg - prep or pres(NA): | | | | | | | | | |
| World | -- | -- | 1,266,198 | 1,489,326 | (1) | (1) | -- | 151,708 | (1) |
| Canada | -- | -- | 354,145 | 386,269 | (1) | (1) | -- | 38,560 | (1) |
| Latin America | -- | -- | 223,948 | 286,303 | (1) | (1) | -- | 28,676 | (1) |
| Mexico | -- | -- | 78,511 | 111,930 | (1) | (1) | -- | 12,293 | (1) |
| Central America | -- | -- | 25,466 | 28,224 | (1) | (1) | -- | 2,985 | (1) |
| Panama | -- | -- | 12,683 | 11,315 | (1) | (1) | -- | 1,305 | (1) |
| Caribbean | -- | -- | 83,595 | 97,441 | (1) | (1) | -- | 8,854 | (1) |
| Bahamas | -- | -- | 36,088 | 42,447 | (1) | (1) | -- | 3,304 | (1) |

See footnotes at end of table.

Appendix table A-2--U.S. agricultural exports: Quantity, value, and unit value by commodity and country, October-August 1992/93 and 1993/94, and August 1994--continued

| Commodity and country | October-August | | | | | | August 1994 | | |
|-------------------------------|----------------|------------|-------------------|-----------|-----------------|---------|-------------|-------------------|-----------------|
| | Quantity | | Value (1,000 dol) | | Unit value (\$) | | Quantity | Value (1,000 dol) | Unit value (\$) |
| | 1992/93 | 1993/94 | 1992/93 | 1993/94 | 1992/93 | 1993/94 | | | |
| Other veg - prep or pres(NA): | | | | | | | | | |
| Neth Antilles | -- | -- | 13,638 | 16,795 | (1) | (1) | -- | 1,269 | (1) |
| S America | -- | -- | 36,376 | 48,708 | (1) | (1) | -- | 4,544 | (1) |
| W Europe | -- | -- | 194,019 | 206,208 | (1) | (1) | -- | 20,417 | (1) |
| European Union | -- | -- | 168,291 | 177,978 | (1) | (1) | -- | 17,366 | (1) |
| United Kingdom | -- | -- | 45,207 | 42,888 | (1) | (1) | -- | 3,374 | (1) |
| Netherlands | -- | -- | 18,615 | 31,010 | (1) | (1) | -- | 2,013 | (1) |
| Belgium and Luxembourg | -- | -- | 5,854 | 38,256 | (1) | (1) | -- | 2,620 | (1) |
| France | -- | -- | 39,664 | 12,183 | (1) | (1) | -- | 1,471 | (1) |
| Germany | -- | -- | 22,243 | 27,176 | (1) | (1) | -- | 3,613 | (1) |
| Spain, incl Canary Is | -- | -- | 13,214 | 7,542 | (1) | (1) | -- | 1,185 | (1) |
| Italy | -- | -- | 14,416 | 8,613 | (1) | (1) | -- | 1,518 | (1) |
| Other W Europe | -- | -- | 25,728 | 28,230 | (1) | (1) | -- | 3,051 | (1) |
| Former Soviet Union | -- | -- | 25,609 | 38,251 | (1) | (1) | -- | 3,290 | (1) |
| Russia | -- | -- | 15,016 | 32,268 | (1) | (1) | -- | 3,106 | (1) |
| Asia | -- | -- | 419,051 | 519,281 | (1) | (1) | -- | 56,420 | (1) |
| W Asia (Mideast) | -- | -- | 39,147 | 48,132 | (1) | (1) | -- | 5,285 | (1) |
| Saudi Arabia | -- | -- | 17,479 | 16,819 | (1) | (1) | -- | 1,824 | (1) |
| Japan | -- | -- | 119,279 | 188,746 | (1) | (1) | -- | 22,258 | (1) |
| Southeast Asia | -- | -- | 75,096 | 83,634 | (1) | (1) | -- | 6,743 | (1) |
| Thailand | -- | -- | 17,756 | 23,008 | (1) | (1) | -- | 309 | (1) |
| Malaysia | -- | -- | 12,950 | 15,058 | (1) | (1) | -- | 2,451 | (1) |
| Singapore | -- | -- | 16,803 | 20,498 | (1) | (1) | -- | 1,803 | (1) |
| Philippines | -- | -- | 24,599 | 19,240 | (1) | (1) | -- | 1,912 | (1) |
| Other East Asia | -- | -- | 184,088 | 195,693 | (1) | (1) | -- | 21,948 | (1) |
| Korea, Rep of | -- | -- | 46,607 | 36,494 | (1) | (1) | -- | 4,272 | (1) |
| Hong Kong | -- | -- | 57,722 | 70,863 | (1) | (1) | -- | 8,619 | (1) |
| Taiwan | -- | -- | 79,759 | 88,336 | (1) | (1) | -- | 9,056 | (1) |
| Oceania | -- | -- | 39,022 | 39,821 | (1) | (1) | -- | 3,140 | (1) |
| Australia | -- | -- | 26,474 | 27,253 | (1) | (1) | -- | 2,021 | (1) |
| Developed countries | -- | -- | 706,623 | 829,835 | (1) | (1) | -- | 85,647 | (1) |
| Developing countries | -- | -- | 532,707 | 619,069 | (1) | (1) | -- | 62,506 | (1) |
| Other countries | -- | -- | 26,868 | 40,422 | (1) | (1) | -- | 3,555 | (1) |
| Oilseeds & prods(MT): | | | | | | | | | |
| World | 27,819,559 | 22,311,506 | 6,813,239 | 6,356,024 | 244.91 | 284.88 | 1,753,022 | 495,167 | 282.46 |
| Canada | 977,492 | 824,518 | 326,977 | 300,036 | 334.50 | 363.89 | 78,761 | 26,785 | 340.08 |
| Latin America | 4,479,218 | 3,935,138 | 1,164,792 | 1,142,516 | 260.04 | 290.34 | 448,765 | 118,379 | 263.79 |
| Mexico | 2,615,676 | 2,493,853 | 674,867 | 712,768 | 258.01 | 285.81 | 289,367 | 74,709 | 258.18 |
| Central America | 395,461 | 418,254 | 115,098 | 127,950 | 291.05 | 305.91 | 71,670 | 20,333 | 283.70 |
| Caribbean | 404,980 | 406,631 | 108,846 | 119,510 | 268.76 | 293.90 | 45,177 | 11,280 | 249.69 |
| S America | 1,063,091 | 616,400 | 265,981 | 182,288 | 250.19 | 295.73 | 42,551 | 12,057 | 283.34 |
| Venezuela | 562,063 | 406,785 | 131,076 | 105,860 | 233.20 | 260.48 | 29,079 | 6,838 | 235.16 |
| W Europe | 10,575,545 | 7,318,180 | 2,298,205 | 1,837,320 | 217.31 | 251.06 | 279,884 | 67,204 | 240.11 |
| European Union | 10,535,376 | 7,211,910 | 2,284,241 | 1,801,357 | 216.82 | 248.77 | 247,855 | 59,624 | 240.56 |
| United Kingdom | 330,734 | 288,092 | 81,825 | 80,890 | 247.40 | 280.78 | 8,258 | 2,644 | 320.16 |
| Netherlands | 4,253,045 | 3,177,702 | 860,239 | 736,773 | 202.26 | 231.86 | 156,947 | 34,320 | 218.67 |
| Belgium and Luxembourg | 823,427 | 557,811 | 193,635 | 158,608 | 235.16 | 284.34 | 2,298 | 2,523 | 1,087.95 |
| France | 608,426 | 218,602 | 155,565 | 56,428 | 222.81 | 258.13 | 8,887 | 2,353 | 264.72 |
| Germany | 1,069,642 | 881,847 | 244,809 | 243,702 | 228.87 | 276.35 | 14,890 | 4,364 | 293.09 |
| Spain, incl Canary Is | 1,825,788 | 1,062,797 | 390,841 | 256,499 | 214.07 | 241.94 | 31,166 | 6,934 | 222.48 |
| Portugal | 393,281 | 244,918 | 85,915 | 60,168 | 218.46 | 245.66 | 14,634 | 2,867 | 195.91 |
| Italy | 777,546 | 529,582 | 185,274 | 139,344 | 238.28 | 263.12 | 2,650 | 1,654 | 824.10 |
| Former Soviet Union | 598,360 | 818,279 | 142,500 | 219,832 | 238.15 | 268.65 | 832 | 926 | 1,113.54 |
| Russia | 402,266 | 644,926 | 98,546 | 157,211 | 244.98 | 243.77 | 461 | 536 | 1,162.78 |
| Asia | 10,049,673 | 8,328,722 | 2,512,273 | 2,446,671 | 249.98 | 289.76 | 830,683 | 231,216 | 278.34 |
| W Asia (Mideast) | 1,268,012 | 1,100,434 | 354,136 | 360,322 | 279.28 | 327.44 | 141,854 | 38,555 | 271.79 |
| Turkey | 223,254 | 192,404 | 77,320 | 84,675 | 346.33 | 440.09 | 25,087 | 10,666 | 425.15 |
| Israel, inc Gaza | 534,566 | 438,551 | 121,672 | 110,083 | 227.61 | 251.01 | 79,810 | 17,923 | 224.57 |
| Saudi Arabia | 251,301 | 303,208 | 83,111 | 108,951 | 330.72 | 359.33 | 35,339 | 8,496 | 240.43 |
| S Asia | 49,288 | 124,962 | 31,708 | 80,300 | 643.32 | 642.59 | 1,361 | 1,156 | 849.29 |
| Japan | 4,085,689 | 3,678,331 | 999,578 | 1,038,297 | 244.65 | 282.27 | 341,135 | 95,020 | 278.54 |
| Southeast Asia | 1,211,848 | 754,519 | 295,455 | 209,236 | 243.80 | 277.31 | 116,838 | 27,741 | 237.43 |
| Malaysia | 296,834 | 125,279 | 69,639 | 36,272 | 234.60 | 289.52 | 117 | 221 | 1,885.88 |
| Indonesia | 423,533 | 254,764 | 98,975 | 67,343 | 233.69 | 264.33 | 27,508 | 7,106 | 258.31 |
| Philippines | 379,858 | 319,015 | 87,982 | 76,560 | 231.62 | 239.98 | 87,560 | 18,640 | 212.88 |
| Other East Asia | 3,371,362 | 2,579,164 | 814,777 | 727,822 | 241.68 | 282.18 | 209,056 | 57,170 | 273.46 |
| Korea, Rep of | 1,154,049 | 900,258 | 283,178 | 259,979 | 245.38 | 288.78 | 98,311 | 25,572 | 260.12 |
| Taiwan | 2,193,993 | 1,654,122 | 513,456 | 439,647 | 234.03 | 265.79 | 107,898 | 28,063 | 259.84 |
| Oceania | 209,118 | 234,252 | 61,033 | 68,638 | 281.86 | 293.01 | 15,415 | 4,601 | 288.48 |
| Africa | 843,826 | 725,266 | 277,693 | 303,000 | 328.09 | 417.78 | 92,204 | 41,081 | 445.55 |
| N Africa | 704,314 | 656,201 | 220,813 | 240,764 | 313.51 | 366.90 | 84,543 | 35,608 | 421.18 |
| Algeria | 382,765 | 409,504 | 118,315 | 159,258 | 308.11 | 388.90 | 28,647 | 16,152 | 563.82 |
| Unidentified country | 0 | 0 | 0 | 0 | .00 | .00 | 0 | 0 | .00 |
| Developed countries | 16,444,316 | 12,490,897 | 3,823,828 | 3,356,693 | 232.53 | 268.73 | 784,237 | 211,564 | 266.37 |
| Developing countries | 10,719,409 | 8,910,918 | 2,830,292 | 2,748,804 | 264.18 | 308.47 | 937,514 | 271,101 | 289.17 |
| Other countries | 661,834 | 909,591 | 159,120 | 250,526 | 240.42 | 275.43 | 21,271 | 12,502 | 587.74 |
| Oilcake & meal(MT): | | | | | | | | | |
| World | 6,150,110 | 5,084,510 | 1,178,512 | 1,024,869 | 191.62 | 201.57 | 425,607 | 85,114 | 199.88 |
| Canada | 572,794 | 620,845 | 136,764 | 148,733 | 238.77 | 239.56 | 60,014 | 13,080 | 217.95 |
| Latin America | 1,320,536 | 1,230,267 | 279,047 | 272,778 | 211.31 | 220.55 | 135,979 | 29,517 | 217.07 |
| Mexico | 401,705 | 412,525 | 77,345 | 84,520 | 192.54 | 204.88 | 35,975 | 7,543 | 209.68 |
| Central America | 182,610 | 225,938 | 40,506 | 52,822 | 221.81 | 233.79 | 49,005 | 11,326 | 231.13 |
| Guatemala | 47,304 | 56,541 | 10,746 | 13,950 | 227.17 | 245.73 | 8,909 | 2,697 | 302.72 |
| El Salvador | 54,703 | 65,651 | 12,068 | 14,930 | 220.62 | 227.41 | 26,275 | 5,688 | 216.49 |

See footnotes at end of table.

Appendix table A-2--U.S. agricultural exports: Quantity, value, and unit value by commodity and country, October-August 1992/93 and 1993/94, and August 1994--continued

| Commodity and country | October-August | | | | | | August 1994 | | |
|--------------------------------------|----------------|-----------|-------------------|---------|-----------------|---------|-------------|-------------------|-----------------|
| | Quantity | | Value (1,000 dol) | | Unit value (\$) | | Quantity | Value (1,000 dol) | Unit value (\$) |
| | 1992/93 | 1993/94 | 1992/93 | 1993/94 | 1992/93 | 1993/94 | | | |
| Oilcake & meal(MT): | | | | | | | | | |
| Panama | 51,049 | 55,372 | 11,007 | 12,811 | 215.61 | 231.36 | 2,502 | 534 | 213.47 |
| Caribbean | 192,082 | 200,753 | 41,884 | 46,091 | 218.05 | 229.59 | 27,553 | 5,772 | 209.50 |
| Dominican Republic | 168,552 | 189,725 | 36,859 | 43,735 | 218.68 | 230.52 | 25,296 | 5,330 | 210.70 |
| S America | 544,139 | 397,051 | 119,313 | 89,346 | 219.27 | 225.02 | 23,446 | 4,875 | 207.94 |
| Colombia | 79,266 | 141,736 | 16,980 | 31,372 | 214.21 | 221.34 | 10,947 | 2,298 | 209.95 |
| Venezuela | 432,097 | 250,729 | 94,527 | 56,803 | 218.76 | 226.65 | 12,424 | 2,552 | 205.39 |
| W Europe | 2,018,435 | 1,050,861 | 284,997 | 127,463 | 141.20 | 121.29 | 52,245 | 5,483 | 104.95 |
| European Union | 2,014,903 | 1,047,604 | 283,281 | 125,733 | 140.59 | 120.02 | 51,952 | 5,402 | 103.98 |
| United Kingdom | 77,688 | 39,549 | 16,750 | 9,139 | 215.61 | 231.07 | 136 | 48 | 356.21 |
| Ireland | 106,900 | 36,719 | 20,552 | 6,004 | 192.25 | 163.52 | 6,369 | 599 | 93.99 |
| Netherlands | 845,931 | 595,415 | 84,788 | 58,779 | 100.23 | 98.72 | 31,253 | 3,166 | 101.30 |
| France | 239,530 | 60,755 | 42,446 | 7,799 | 177.20 | 128.36 | 1,798 | 146 | 81.35 |
| Germany | 141,845 | 37,343 | 18,877 | 5,236 | 133.08 | 140.22 | 3,695 | 444 | 120.28 |
| Spain, incl Canary Is | 365,059 | 221,263 | 56,340 | 30,445 | 154.33 | 137.59 | 4,965 | 491 | 98.80 |
| Italy | 119,004 | 22,964 | 21,800 | 2,252 | 183.18 | 98.06 | 21 | 15 | 701.43 |
| Greece | 61,501 | 19,274 | 12,512 | 3,941 | 203.44 | 204.49 | 0 | 0 | .00 |
| Former Soviet Union | 541,397 | 745,126 | 111,317 | 157,820 | 205.61 | 211.80 | 0 | 0 | .00 |
| Russia | 394,455 | 607,226 | 82,469 | 128,806 | 209.07 | 212.12 | 0 | 0 | .00 |
| Asia | 1,201,749 | 865,147 | 261,654 | 192,507 | 217.73 | 222.51 | 131,638 | 27,553 | 209.31 |
| W Asia (Mideast) | 441,124 | 438,169 | 94,039 | 96,364 | 213.18 | 219.92 | 47,442 | 10,077 | 212.40 |
| Turkey | 58,480 | 34,342 | 12,472 | 7,677 | 213.27 | 223.53 | 0 | 0 | .00 |
| Saudi Arabia | 187,211 | 227,913 | 40,737 | 51,920 | 217.60 | 227.81 | 34,795 | 7,555 | 217.14 |
| Japan | 234,664 | 93,075 | 51,017 | 21,978 | 217.40 | 236.13 | 128 | 52 | 409.38 |
| Southeast Asia | 372,764 | 324,643 | 81,934 | 72,613 | 218.80 | 223.67 | 83,900 | 17,345 | 206.74 |
| Philippines | 332,282 | 269,243 | 72,929 | 59,214 | 218.48 | 219.93 | 83,900 | 17,345 | 206.74 |
| Other East Asia | 153,137 | 8,996 | 34,623 | 1,493 | 226.09 | 165.98 | 168 | 79 | 467.38 |
| Korea, Rep of | 153,015 | 8,931 | 34,589 | 1,425 | 226.05 | 159.60 | 168 | 79 | 467.38 |
| Oceania | 107,124 | 191,547 | 23,659 | 42,538 | 220.85 | 222.08 | 13,845 | 2,851 | 205.91 |
| Australia | 77,641 | 148,593 | 16,870 | 32,978 | 217.28 | 221.93 | 13,845 | 2,851 | 205.91 |
| Africa | 343,150 | 327,484 | 72,011 | 72,935 | 209.85 | 222.71 | 31,802 | 6,595 | 207.36 |
| N Africa | 336,580 | 327,241 | 70,458 | 72,809 | 209.33 | 222.49 | 31,681 | 6,541 | 206.47 |
| Algeria | 219,477 | 203,264 | 47,793 | 46,115 | 217.76 | 226.87 | 0 | 0 | .00 |
| Egypt | 117,093 | 123,958 | 22,654 | 26,682 | 193.47 | 215.25 | 31,681 | 6,541 | 206.47 |
| Developed countries | 2,933,017 | 2,005,980 | 496,436 | 350,381 | 169.26 | 174.67 | 138,852 | 23,982 | 172.72 |
| Developing countries | 2,675,686 | 2,338,277 | 570,753 | 516,639 | 213.31 | 221.42 | 286,755 | 61,132 | 213.18 |
| Other countries | 541,407 | 745,253 | 111,323 | 157,849 | 205.62 | 211.81 | 0 | 0 | .00 |
| Bran, hulls, legum. veg.(MT): | | | | | | | | | |
| World | 667,229 | 498,184 | 59,598 | 44,227 | 89.32 | 88.78 | 30,701 | 2,926 | 95.30 |
| Latin America | 1,476 | 4,217 | 207 | 618 | 140.27 | 146.46 | 116 | 32 | 277.59 |
| Mexico | 1,451 | 3,645 | 157 | 452 | 107.94 | 124.00 | 0 | 0 | .00 |
| W Europe | 662,101 | 492,013 | 58,754 | 43,157 | 88.74 | 87.71 | 30,284 | 2,822 | 93.17 |
| European Union | 662,085 | 492,013 | 58,750 | 43,157 | 88.73 | 87.71 | 30,284 | 2,822 | 93.17 |
| Netherlands | 535,119 | 408,756 | 46,839 | 35,831 | 87.53 | 87.66 | 16,585 | 1,504 | 90.66 |
| France | 0 | 10,153 | 0 | 812 | .00 | 79.99 | 1,772 | 141 | 79.34 |
| Germany | 63,794 | 16,775 | 5,837 | 1,486 | 91.50 | 88.58 | 3,555 | 352 | 99.69 |
| Spain, incl Canary Is | 38,190 | 26,193 | 3,644 | 2,338 | 95.41 | 89.24 | 4,958 | 487 | 98.15 |
| Portugal | 16,125 | 8,041 | 1,613 | 725 | 100.00 | 90.14 | 3,434 | 339 | 98.58 |
| Italy | 8,820 | 22,095 | 705 | 1,965 | 79.93 | 88.92 | 0 | 0 | .00 |
| Developed countries | 665,343 | 493,429 | 58,272 | 43,470 | 89.08 | 88.10 | 30,558 | 2,887 | 94.49 |
| Developing countries | 1,886 | 4,628 | 326 | 727 | 173.11 | 157.17 | 143 | 38 | 268.25 |
| Corn oilcake & meal(MT): | | | | | | | | | |
| World | 597,857 | 300,453 | 73,496 | 33,784 | 122.93 | 112.44 | 6,849 | 814 | 118.81 |
| Latin America | 51,187 | 21,880 | 5,987 | 2,454 | 116.97 | 112.14 | 80 | 8 | 102.54 |
| Mexico | 50,020 | 21,880 | 5,882 | 2,454 | 117.59 | 112.14 | 80 | 8 | 102.54 |
| W Europe | 546,013 | 261,273 | 67,438 | 29,171 | 123.51 | 111.65 | 6,769 | 806 | 119.00 |
| European Union | 546,013 | 261,273 | 67,438 | 29,171 | 123.51 | 111.65 | 6,769 | 806 | 119.00 |
| Ireland | 12,649 | 0 | 1,669 | 0 | 131.93 | .00 | 0 | 0 | .00 |
| Netherlands | 263,640 | 123,076 | 31,356 | 14,368 | 118.97 | 116.74 | 6,769 | 806 | 119.00 |
| France | 97,154 | 24,671 | 13,075 | 2,951 | 134.58 | 119.63 | 0 | 0 | .00 |
| Spain, incl Canary Is | 147,262 | 113,522 | 18,152 | 11,847 | 123.26 | 104.35 | 0 | 0 | .00 |
| Italy | 22,537 | 0 | 2,865 | 0 | 127.13 | .00 | 0 | 0 | .00 |
| Asia | 71 | 17,072 | 6 | 2,125 | 90.69 | 124.48 | 0 | 0 | .00 |
| W Asia (Mideast) | 71 | 10,230 | 6 | 1,355 | 90.69 | 132.50 | 0 | 0 | .00 |
| Israel, inc Gaza | 0 | 10,230 | 0 | 1,355 | .00 | 132.50 | 0 | 0 | .00 |
| Japan | 0 | 6,842 | 0 | 770 | .00 | 112.50 | 0 | 0 | .00 |
| Developed countries | 546,599 | 278,573 | 67,502 | 31,330 | 123.49 | 112.47 | 6,769 | 806 | 119.00 |
| Developing countries | 51,258 | 21,880 | 5,984 | 2,454 | 116.94 | 112.14 | 80 | 8 | 102.54 |
| Soybean meal(MT): | | | | | | | | | |
| World | 4,672,356 | 4,077,371 | 1,014,273 | 914,298 | 217.08 | 224.24 | 372,393 | 79,265 | 212.85 |
| Canada | 561,102 | 612,317 | 134,682 | 147,356 | 240.03 | 240.65 | 59,506 | 12,894 | 218.36 |
| Latin America | 1,179,147 | 1,114,895 | 259,021 | 256,005 | 219.67 | 228.62 | 130,405 | 28,903 | 221.64 |
| Mexico | 265,710 | 292,269 | 58,420 | 68,128 | 219.86 | 233.10 | 30,525 | 6,964 | 228.15 |
| Central America | 182,566 | 225,823 | 40,490 | 52,781 | 221.78 | 233.73 | 48,997 | 11,323 | 231.10 |
| Guatemala | 47,304 | 56,541 | 10,746 | 13,950 | 227.17 | 246.73 | 8,909 | 2,697 | 302.72 |
| El Salvador | 54,703 | 65,651 | 12,068 | 14,830 | 220.62 | 227.41 | 26,275 | 5,688 | 216.48 |
| Honduras | 28,350 | 42,398 | 6,393 | 9,707 | 225.49 | 228.96 | 11,119 | 2,359 | 212.19 |
| Panama | 51,005 | 55,257 | 10,981 | 12,770 | 215.49 | 231.10 | 2,494 | 531 | 213.00 |
| Caribbean | 186,835 | 200,561 | 40,886 | 45,979 | 218.83 | 229.25 | 27,553 | 5,772 | 209.50 |
| Dominican Republic | 167,385 | 189,565 | 36,754 | 43,631 | 219.58 | 230.17 | 25,296 | 5,330 | 210.70 |
| S America | 544,036 | 396,242 | 119,226 | 89,118 | 219.15 | 224.91 | 23,330 | 4,843 | 207.60 |
| Colombia | 79,241 | 141,732 | 16,929 | 31,364 | 213.64 | 221.29 | 10,947 | 2,298 | 209.95 |
| Venezuela | 432,049 | 250,325 | 94,509 | 56,674 | 218.75 | 226.40 | 12,308 | 2,520 | 204.71 |
| W Europe | 705,734 | 202,007 | 144,304 | 39,543 | 204.47 | 195.75 | 5,739 | 672 | 89.74 |

See footnotes at end of table.

Appendix table A-2--U.S. agricultural exports: Quantity, value, and unit value by commodity and country, October-August 1992/93 and 1993/94, and August 1994--continued

| Commodity and country | October-August | | | | | | August 1994 | | |
|--------------------------------------|----------------|------------|-------------------|-----------|-----------------|----------|-------------|-------------------|-----------------|
| | Quantity | | Value (1,000 dol) | | Unit value (\$) | | Quantity | Value (1,000 dol) | Unit value (\$) |
| | 1992/93 | 1993/94 | 1992/93 | 1993/94 | 1992/93 | 1993/94 | | | |
| Soybean meal(MT): | | | | | | | | | |
| European Union | 705,720 | 201,932 | 144,299 | 39,526 | 204.47 | 195.74 | 5,739 | 572 | 99.74 |
| United Kingdom | 76,703 | 37,778 | 16,287 | 8,496 | 212.33 | 224.95 | 0 | 0 | .00 |
| Ireland | 86,001 | 18,602 | 18,047 | 4,144 | 209.85 | 222.77 | 0 | 0 | .00 |
| France | 137,260 | 6,669 | 28,767 | 1,456 | 209.58 | 218.37 | 26 | 6 | 218.46 |
| Spain, incl Canary Is | 167,045 | 79,138 | 33,469 | 15,843 | 200.36 | 200.19 | 7 | 4 | 553.57 |
| Italy | 87,047 | 10 | 17,956 | 17 | 206.28 | 1,713.70 | 0 | 0 | .00 |
| Greece | 61,501 | 19,274 | 12,512 | 3,941 | 203.44 | 204.49 | 0 | 0 | .00 |
| E Europe | 44,925 | 47,233 | 9,064 | 10,095 | 201.77 | 213.73 | 84 | 35 | 412.90 |
| Former Soviet Union | 541,397 | 745,126 | 111,317 | 157,820 | 205.61 | 211.80 | 0 | 0 | .00 |
| Russia | 394,455 | 607,226 | 82,469 | 128,806 | 209.07 | 212.12 | 0 | 0 | .00 |
| Asia | 1,189,944 | 837,345 | 260,350 | 188,326 | 218.79 | 224.91 | 131,315 | 27,416 | 208.78 |
| W Asia (Mideast) | 440,653 | 427,566 | 93,823 | 94,922 | 213.15 | 222.01 | 47,415 | 10,070 | 212.38 |
| Turkey | 58,480 | 34,342 | 12,472 | 7,677 | 213.27 | 223.53 | 0 | 0 | .00 |
| Cyprus | 54,833 | 29,483 | 11,197 | 6,003 | 204.21 | 203.61 | 0 | 0 | .00 |
| Saudi Arabia | 186,886 | 227,643 | 40,672 | 51,858 | 217.63 | 227.80 | 34,795 | 7,555 | 217.14 |
| Japan | 232,673 | 85,119 | 50,520 | 20,745 | 217.13 | 243.71 | 0 | 0 | .00 |
| Southeast Asia | 372,764 | 324,643 | 81,934 | 72,613 | 219.80 | 223.67 | 83,900 | 17,345 | 206.74 |
| Thailand | 40,482 | 37,800 | 9,005 | 9,447 | 222.46 | 249.91 | 0 | 0 | .00 |
| Philippines | 332,282 | 269,243 | 72,929 | 59,214 | 219.48 | 219.93 | 83,900 | 17,345 | 206.74 |
| Other East Asia | 143,854 | 17 | 33,973 | 45 | 236.16 | 2,666.29 | 0 | 0 | .00 |
| Korea, Rep of | 143,755 | 0 | 33,949 | 0 | 236.16 | .00 | 0 | 0 | .00 |
| Oceania | 106,967 | 191,245 | 23,534 | 42,367 | 220.01 | 221.53 | 13,663 | 2,803 | 205.19 |
| Australia | 77,503 | 148,291 | 16,750 | 32,807 | 216.11 | 221.23 | 13,663 | 2,803 | 205.19 |
| New Zealand | 29,464 | 42,954 | 6,784 | 9,560 | 230.25 | 222.57 | 0 | 0 | .00 |
| Africa | 343,140 | 327,203 | 72,000 | 72,786 | 209.83 | 222.45 | 31,681 | 6,541 | 206.47 |
| N Africa | 336,570 | 327,203 | 70,447 | 72,786 | 209.31 | 222.45 | 31,681 | 6,541 | 206.47 |
| Algeria | 219,477 | 203,264 | 47,793 | 46,115 | 217.76 | 226.87 | 0 | 0 | .00 |
| Egypt | 117,093 | 123,920 | 22,654 | 26,658 | 193.47 | 215.12 | 31,681 | 6,541 | 206.47 |
| Developed countries | 1,606,476 | 1,130,110 | 353,040 | 258,324 | 219.76 | 228.58 | 91,528 | 18,885 | 206.32 |
| Developing countries | 2,524,483 | 2,202,135 | 549,917 | 498,154 | 217.83 | 226.21 | 280,865 | 60,380 | 214.98 |
| Other countries | 541,397 | 745,126 | 111,317 | 157,820 | 205.61 | 211.80 | 0 | 0 | .00 |
| Other oilcake & meal(MT): | | | | | | | | | |
| World | 212,668 | 208,502 | 31,145 | 32,560 | 146.45 | 156.16 | 15,664 | 2,110 | 134.70 |
| Canada | 9,263 | 7,044 | 1,658 | 1,108 | 179.01 | 157.29 | 371 | 53 | 142.44 |
| Latin America | 88,726 | 95,275 | 13,831 | 13,702 | 155.89 | 143.81 | 5,378 | 574 | 106.64 |
| Mexico | 84,524 | 94,731 | 12,886 | 13,487 | 152.46 | 142.37 | 5,370 | 571 | 106.27 |
| Caribbean | 4,080 | 170 | 892 | 107 | 218.61 | 632.33 | 0 | 0 | .00 |
| Jamaica | 4,080 | 0 | 892 | 0 | 218.61 | .00 | 0 | 0 | .00 |
| W Europe | 104,587 | 95,568 | 14,501 | 15,592 | 138.65 | 163.15 | 9,453 | 1,284 | 135.80 |
| European Union | 101,085 | 92,386 | 12,794 | 13,878 | 126.56 | 150.22 | 9,160 | 1,203 | 131.28 |
| United Kingdom | 948 | 1,767 | 351 | 635 | 370.32 | 359.33 | 136 | 48 | 356.21 |
| Ireland | 8,250 | 18,117 | 836 | 1,860 | 101.31 | 102.68 | 6,369 | 599 | 93.99 |
| Netherlands | 38,900 | 32,838 | 4,973 | 4,547 | 127.84 | 138.46 | 2,193 | 294 | 134.00 |
| Belgium and Luxembourg | 63 | 1,010 | 39 | 581 | 619.05 | 575.30 | 281 | 155 | 551.10 |
| France | 5,116 | 19,262 | 603 | 2,579 | 117.87 | 133.89 | 0 | 0 | .00 |
| Germany | 27,911 | 10,912 | 3,998 | 2,170 | 143.25 | 198.84 | 160 | 92 | 575.00 |
| Spain, incl Canary Is | 12,562 | 2,410 | 1,075 | 417 | 85.55 | 173.22 | 0 | 0 | .00 |
| Portugal | 6,695 | 5,168 | 617 | 791 | 92.15 | 153.04 | 0 | 0 | .00 |
| Other W Europe | 3,502 | 3,182 | 1,707 | 1,714 | 487.41 | 538.50 | 293 | 81 | 277.13 |
| Sweden | 974 | 767 | 503 | 436 | 516.49 | 568.56 | 0 | 0 | .00 |
| Austria | 2,316 | 2,355 | 1,122 | 1,235 | 484.64 | 524.21 | 293 | 81 | 277.13 |
| Asia | 9,956 | 10,225 | 1,037 | 1,924 | 104.20 | 188.16 | 296 | 131 | 442.30 |
| Japan | 613 | 1,109 | 347 | 448 | 565.26 | 403.80 | 128 | 52 | 409.38 |
| Other East Asia | 9,283 | 8,979 | 651 | 1,448 | 70.09 | 161.24 | 168 | 79 | 467.38 |
| Korea, Rep of | 9,280 | 8,931 | 640 | 1,425 | 69.12 | 159.60 | 168 | 79 | 467.38 |
| Developing countries | 114,599 | 103,868 | 16,622 | 17,256 | 145.05 | 166.13 | 9,997 | 1,405 | 140.50 |
| Developing countries | 98,059 | 104,634 | 14,516 | 15,304 | 148.03 | 146.26 | 5,667 | 705 | 124.48 |
| Oilseeds(MT): | | | | | | | | | |
| World | 20,183,221 | 15,762,431 | 4,741,886 | 4,267,457 | 234.94 | 270.73 | 1,166,632 | 298,631 | 255.98 |
| Canada | 295,400 | 94,540 | 99,562 | 49,818 | 337.04 | 526.95 | 8,826 | 4,303 | 487.56 |
| Latin America | 2,737,785 | 2,395,315 | 659,903 | 657,804 | 241.03 | 274.62 | 294,199 | 74,959 | 254.78 |
| Mexico | 1,951,348 | 1,906,924 | 464,679 | 512,322 | 238.13 | 268.66 | 246,189 | 61,629 | 250.33 |
| Caribbean | 186,641 | 179,527 | 46,043 | 49,378 | 246.69 | 275.05 | 16,747 | 4,379 | 261.50 |
| S America | 451,631 | 171,172 | 109,647 | 56,555 | 242.78 | 330.40 | 17,028 | 5,160 | 303.04 |
| Brazil | 265,701 | 900 | 57,744 | 2,618 | 217.33 | 2,909.16 | 15 | 60 | 3,997.53 |
| W Europe | 8,432,062 | 6,175,124 | 1,924,461 | 1,637,692 | 228.23 | 265.21 | 217,237 | 53,886 | 248.05 |
| European Union | 8,396,211 | 6,093,656 | 1,914,187 | 1,614,727 | 227.98 | 264.98 | 185,558 | 46,499 | 250.59 |
| United Kingdom | 250,172 | 248,460 | 60,176 | 67,470 | 240.54 | 274.87 | 7,829 | 2,192 | 279.98 |
| Netherlands | 3,365,226 | 2,566,490 | 748,496 | 664,643 | 222.42 | 258.87 | 121,930 | 28,682 | 235.23 |
| Belgium and Luxembourg | 821,207 | 551,496 | 190,519 | 151,761 | 232.00 | 275.18 | 1,760 | 1,712 | 972.71 |
| France | 346,699 | 149,216 | 77,825 | 40,726 | 224.47 | 272.93 | 6,730 | 1,750 | 260.03 |
| Germany | 923,213 | 832,982 | 220,098 | 228,068 | 238.40 | 273.80 | 9,720 | 2,971 | 305.70 |
| Spain, incl Canary Is | 1,460,301 | 836,858 | 334,003 | 222,525 | 228.72 | 265.90 | 26,160 | 6,360 | 243.13 |
| Portugal | 370,441 | 231,709 | 83,651 | 58,652 | 225.81 | 253.13 | 11,200 | 2,528 | 225.75 |
| Italy | 614,869 | 495,305 | 137,271 | 129,413 | 223.25 | 261.28 | 131 | 140 | 1,070.65 |
| Asia | 8,434,936 | 6,917,566 | 1,976,873 | 1,849,433 | 234.37 | 267.35 | 644,704 | 163,595 | 253.75 |
| W Asia (Mideast) | 608,862 | 436,129 | 138,116 | 111,053 | 226.84 | 254.63 | 78,115 | 17,556 | 224.75 |
| Israel, inc Gaza | 532,154 | 384,601 | 119,385 | 96,722 | 224.34 | 251.49 | 67,057 | 15,058 | 224.56 |
| Japan | 3,780,802 | 3,499,368 | 893,986 | 936,273 | 235.83 | 267.55 | 332,975 | 86,495 | 259.76 |
| Southeast Asia | 809,991 | 411,757 | 190,703 | 116,164 | 235.44 | 282.12 | 31,192 | 8,461 | 271.27 |
| Malaysia | 292,385 | 121,771 | 66,747 | 32,441 | 228.28 | 266.41 | 34 | 59 | 1,737.09 |
| Indonesia | 422,531 | 236,401 | 97,450 | 62,203 | 230.63 | 263.13 | 27,488 | 7,079 | 257.53 |
| Other East Asia | 3,163,229 | 2,499,794 | 738,759 | 667,688 | 233.54 | 267.10 | 202,411 | 51,077 | 252.34 |

See footnotes at end of table.

Appendix table A-2--U.S. agricultural exports: Quantity, value, and unit value by commodity and country, October-August 1992/93 and 1993/94, and August 1994--continued

| Commodity and country | October-August | | | | | | August 1994 | | |
|-----------------------------|----------------|------------|-------------------|-----------|-----------------|----------|-------------|-------------------|-----------------|
| | Quantity | | Value (1,000 dol) | | Unit value (\$) | | Quantity | Value (1,000 dol) | Unit value (\$) |
| | 1992/93 | 1993/94 | 1992/93 | 1993/94 | 1992/93 | 1993/94 | | | |
| Oilseeds(MT): | | | | | | | | | |
| Korea, Rep of | 971,391 | 847,806 | 231,042 | 228,506 | 237.85 | 269.53 | 94,254 | 22,438 | 238.05 |
| Taiwan | 2,186,860 | 1,647,421 | 504,094 | 431,189 | 230.51 | 261.73 | 107,650 | 27,492 | 255.38 |
| Unidentified country | 0 | 0 | 0 | 0 | .00 | .00 | 0 | 0 | .00 |
| Developed countries | 13,208,927 | 10,188,836 | 3,084,465 | 2,743,065 | 233.51 | 269.22 | 626,699 | 161,101 | 257.06 |
| Developing countries | 6,864,945 | 5,480,418 | 1,630,142 | 1,468,165 | 237.46 | 271.54 | 539,778 | 137,302 | 254.37 |
| Rapeseed(MT): | | | | | | | | | |
| World | 40,003 | 29,552 | 9,562 | 7,928 | 239.04 | 268.26 | 6,989 | 2,120 | 303.99 |
| Canada | 27,459 | 20,819 | 6,598 | 5,225 | 240.30 | 250.96 | 2,559 | 629 | 245.63 |
| Asia | 12,507 | 8,589 | 2,934 | 2,603 | 234.57 | 303.02 | 4,430 | 1,492 | 336.75 |
| Japan | 12,344 | 8,432 | 2,876 | 2,485 | 233.01 | 294.76 | 4,430 | 1,492 | 336.75 |
| Other East Asia | 127 | 157 | 45 | 117 | 353.68 | 746.80 | 0 | 0 | .00 |
| Developed countries | 39,824 | 29,305 | 9,493 | 7,772 | 238.38 | 265.22 | 6,989 | 2,120 | 303.39 |
| Developing countries | 179 | 247 | 69 | 155 | 384.40 | 628.38 | 0 | 0 | .00 |
| Soyflower seeds(MT): | | | | | | | | | |
| World | 24,875 | 52,306 | 8,652 | 18,564 | 347.81 | 354.91 | 6,271 | 1,881 | 300.02 |
| Canada | 278 | 164 | 219 | 109 | 787.61 | 664.10 | 0 | 0 | .00 |
| Latin America | 588 | 3,991 | 216 | 829 | 367.75 | 207.79 | 0 | 0 | .00 |
| Mexico | 554 | 3,991 | 211 | 829 | 380.08 | 207.79 | 0 | 0 | .00 |
| Asia | 23,989 | 48,151 | 8,183 | 17,626 | 341.13 | 366.05 | 6,271 | 1,881 | 300.02 |
| Japan | 23,984 | 48,151 | 8,179 | 17,626 | 341.03 | 366.05 | 6,271 | 1,881 | 300.02 |
| Developed countries | 24,262 | 48,315 | 8,398 | 17,735 | 346.15 | 367.07 | 6,271 | 1,881 | 300.02 |
| Developing countries | 613 | 3,991 | 254 | 829 | 413.73 | 207.79 | 0 | 0 | .00 |
| Soybeans(MT): | | | | | | | | | |
| World | 19,581,255 | 15,213,430 | 4,396,792 | 3,899,362 | 224.54 | 256.31 | 1,106,710 | 266,924 | 241.19 |
| Canada | 219,478 | 24,141 | 54,792 | 6,328 | 249.64 | 262.14 | 283 | 73 | 259.47 |
| Latin America | 2,504,824 | 2,158,524 | 579,720 | 563,816 | 231.44 | 261.20 | 268,248 | 66,425 | 247.63 |
| Mexico | 1,745,614 | 1,684,345 | 410,540 | 443,095 | 235.18 | 263.07 | 221,251 | 55,152 | 249.27 |
| Caribbean | 184,039 | 177,136 | 41,347 | 44,690 | 224.66 | 252.29 | 16,547 | 4,037 | 244.00 |
| S America | 440,057 | 162,144 | 94,776 | 40,958 | 215.37 | 252.60 | 16,500 | 4,044 | 245.11 |
| Brazil | 265,032 | 0 | 55,845 | 0 | 210.71 | .00 | 0 | 0 | .00 |
| W Europe | 8,298,184 | 6,079,291 | 1,812,739 | 1,536,220 | 218.45 | 252.70 | 212,385 | 47,760 | 224.88 |
| European Union | 8,268,309 | 6,001,597 | 1,806,385 | 1,617,208 | 218.47 | 252.80 | 180,837 | 40,535 | 224.15 |
| United Kingdom | 241,761 | 238,773 | 53,312 | 60,606 | 220.51 | 253.82 | 7,366 | 1,646 | 223.41 |
| Netherlands | 3,340,812 | 2,548,599 | 729,833 | 646,795 | 218.46 | 253.78 | 120,673 | 26,923 | 223.10 |
| Belgium and Luxembourg | 813,779 | 542,631 | 178,523 | 134,514 | 219.38 | 247.89 | 918 | 220 | 240.13 |
| France | 344,537 | 146,323 | 74,466 | 36,682 | 216.13 | 250.69 | 6,622 | 1,588 | 239.84 |
| Germany | 892,825 | 806,776 | 195,073 | 202,009 | 218.49 | 250.39 | 8,828 | 1,973 | 223.47 |
| Spain, incl Canary Is | 1,424,426 | 816,792 | 308,191 | 207,465 | 216.36 | 254.00 | 25,230 | 5,662 | 224.42 |
| Portugal | 364,961 | 229,898 | 80,701 | 57,263 | 221.12 | 249.08 | 11,200 | 2,523 | 225.27 |
| Italy | 611,368 | 491,061 | 133,972 | 124,462 | 219.13 | 253.45 | 0 | 0 | .00 |
| Asia | 8,329,637 | 6,787,393 | 1,898,353 | 1,751,266 | 227.90 | 258.02 | 625,794 | 152,665 | 243.95 |
| W Asia (Mideast) | 580,619 | 430,321 | 129,607 | 107,639 | 223.22 | 250.14 | 78,022 | 17,391 | 222.90 |
| Israel, incl Gaza | 531,777 | 384,380 | 118,881 | 96,194 | 223.55 | 250.26 | 67,022 | 14,971 | 223.37 |
| Japan | 3,734,754 | 3,410,815 | 855,884 | 883,807 | 229.17 | 259.12 | 320,979 | 79,971 | 249.15 |
| Southeast Asia | 805,261 | 404,551 | 183,282 | 105,814 | 227.60 | 261.56 | 30,768 | 7,823 | 254.27 |
| Malaysia | 291,533 | 121,466 | 65,497 | 31,944 | 224.65 | 262.99 | 0 | 0 | .00 |
| Indonesia | 422,210 | 236,086 | 96,852 | 61,583 | 229.39 | 260.85 | 27,469 | 7,044 | 256.44 |
| Other East Asia | 3,147,606 | 2,471,495 | 715,649 | 636,200 | 227.36 | 257.41 | 196,025 | 47,479 | 242.21 |
| Korea, Rep of | 965,551 | 831,291 | 220,009 | 215,294 | 227.86 | 258.99 | 89,043 | 20,810 | 233.70 |
| Taiwan | 2,180,572 | 1,639,396 | 495,181 | 420,652 | 227.09 | 256.59 | 106,982 | 26,670 | 249.29 |
| Unidentified country | 0 | 0 | 0 | 0 | .00 | .00 | 0 | 0 | .00 |
| Developed countries | 12,919,955 | 9,927,012 | 2,872,780 | 2,529,458 | 222.35 | 254.80 | 600,669 | 142,776 | 237.69 |
| Developing countries | 6,553,986 | 5,197,355 | 1,499,788 | 1,347,138 | 228.84 | 259.20 | 506,041 | 124,148 | 245.33 |
| Sunflowerseeds(MT): | | | | | | | | | |
| World | 78,129 | 67,515 | 56,375 | 57,625 | 721.56 | 853.52 | 3,708 | 2,991 | 806.55 |
| Canada | 19,869 | 16,073 | 7,760 | 7,988 | 390.57 | 496.99 | 1,305 | 712 | 545.31 |
| Latin America | 4,371 | 6,078 | 2,619 | 3,764 | 599.11 | 619.30 | 219 | 132 | 604.73 |
| Mexico | 3,883 | 5,633 | 1,937 | 3,348 | 498.72 | 594.32 | 200 | 107 | 537.28 |
| S America | 450 | 158 | 654 | 270 | 1,453.24 | 1,709.79 | 8 | 18 | 2,285.25 |
| W Europe | 48,578 | 41,206 | 41,728 | 41,748 | 858.99 | 1,013.16 | 1,924 | 1,935 | 1,005.71 |
| European Union | 46,653 | 40,310 | 40,377 | 40,635 | 865.47 | 1,008.05 | 1,834 | 1,815 | 989.37 |
| Denmark | 1,767 | 1,422 | 1,695 | 1,772 | 959.41 | 1,246.27 | 19 | 25 | 1,334.63 |
| United Kingdom | 1,203 | 863 | 1,133 | 889 | 941.97 | 1,029.80 | 18 | 22 | 1,244.44 |
| Netherlands | 2,804 | 2,073 | 3,022 | 2,527 | 1,077.61 | 1,218.91 | 76 | 98 | 1,294.42 |
| Belgium and Luxembourg | 941 | 1,248 | 879 | 1,804 | 934.49 | 1,445.91 | 163 | 200 | 1,226.97 |
| France | 495 | 459 | 430 | 1,029 | 869.23 | 2,242.29 | 0 | 0 | .00 |
| Germany | 18,790 | 16,080 | 18,653 | 19,122 | 992.69 | 1,189.21 | 683 | 856 | 1,262.61 |
| Spain, incl Canary Is | 19,546 | 17,119 | 13,678 | 11,890 | 696.22 | 694.54 | 857 | 595 | 694.11 |
| Italy | 223 | 343 | 232 | 934 | 1,041.77 | 2,722.39 | 18 | 18 | 1,000.00 |
| Greece | 648 | 696 | 589 | 590 | 908.78 | 927.47 | 0 | 0 | .00 |
| Other W Europe | 1,925 | 836 | 1,351 | 1,114 | 701.78 | 1,242.86 | 90 | 120 | 1,338.57 |
| Austria | 1,298 | 167 | 688 | 364 | 530.07 | 2,178.84 | 18 | 30 | 1,544.44 |
| Asia | 4,709 | 3,783 | 3,596 | 3,785 | 763.66 | 1,000.48 | 223 | 156 | 699.38 |
| W Asia (Mideast) | 2,740 | 1,692 | 1,926 | 1,468 | 702.83 | 867.50 | 0 | 0 | .00 |
| Turkey | 1,821 | 832 | 1,235 | 677 | 678.20 | 814.09 | 0 | 0 | .00 |
| Japan | 295 | 456 | 1,63 | 599 | 552.25 | 1,286.38 | 18 | 13 | 731.11 |
| Other East Asia | 1,558 | 1,275 | 1,292 | 1,095 | 829.05 | 859.01 | 188 | 131 | 696.61 |
| Korea, Rep of | 560 | 329 | 613 | 448 | 1,094.39 | 1,361.73 | 18 | 18 | 1,000.00 |
| Taiwan | 998 | 910 | 679 | 618 | 680.16 | 678.71 | 134 | 83 | 622.11 |
| Developed countries | 68,922 | 57,854 | 49,817 | 50,479 | 722.80 | 872.53 | 3,284 | 2,715 | 826.88 |
| Developing countries | 9,206 | 9,506 | 6,552 | 7,071 | 711.70 | 743.89 | 424 | 275 | 649.15 |

See footnotes at end of table.

Appendix table A-2--U.S. agricultural exports: Quantity, value, and unit value by commodity and country, October-August 1992/93 and 1993/94, and August 1994--continued

| Commodity and country | October-August | | | | | | August 1994 | | |
|------------------------------------|----------------|---------|-------------------|---------|-----------------|----------|-------------|-------------------|-----------------|
| | Quantity | | Value (1,000 dol) | | Unit value (\$) | | Quantity | Value (1,000 dol) | Unit value (\$) |
| | 1992/93 | 1993/94 | 1992/93 | 1993/94 | 1992/93 | 1993/94 | | | |
| Peanuts, incl oilstock(MT): | | | | | | | | | |
| World | 59,343 | 34,079 | 38,163 | 26,965 | 637.72 | 791.24 | 1,158 | 1,122 | 969.27 |
| Canada | 8,796 | 7,121 | 7,608 | 6,823 | 864.98 | 958.13 | 495 | 562 | 1,195.68 |
| Latin America | 965 | 1,569 | 920 | 2,113 | 953.09 | 1,346.85 | 143 | 150 | 1,047.97 |
| Mexico | 431 | 1,281 | 363 | 1,756 | 843.07 | 1,370.79 | 143 | 150 | 1,047.97 |
| Caribbean | 464 | 186 | 488 | 219 | 1,051.54 | 1,178.46 | 0 | 0 | .00 |
| W Europe | 47,601 | 24,766 | 27,715 | 17,404 | 582.24 | 702.73 | 514 | 405 | 788.30 |
| European Union | 47,165 | 24,673 | 27,406 | 17,329 | 581.06 | 702.35 | 514 | 405 | 788.30 |
| United Kingdom | 4,166 | 2,624 | 2,072 | 1,744 | 497.37 | 664.78 | 172 | 157 | 914.02 |
| Netherlands | 12,639 | 6,052 | 7,550 | 3,777 | 597.38 | 624.12 | 178 | 83 | 467.38 |
| Belgium and Luxembourg | 1,093 | 267 | 569 | 150 | 520.78 | 563.19 | 0 | 0 | .00 |
| France | 606 | 730 | 427 | 704 | 703.85 | 964.29 | 82 | 106 | 1,294.51 |
| Germany | 9,393 | 8,079 | 4,644 | 4,957 | 494.42 | 613.59 | 0 | 0 | .00 |
| Spain, incl Canary Is | 11,381 | 1,750 | 7,110 | 1,461 | 624.70 | 835.08 | 20 | 27 | 1,372.50 |
| Portugal | 5,231 | 1,697 | 2,666 | 1,180 | 509.62 | 695.33 | 0 | 0 | .00 |
| Italy | 2,144 | 9,392 | 2,100 | 3,265 | 979.67 | 962.69 | 62 | 31 | 502.95 |
| Asia | 2,334 | 558 | 1,867 | 565 | 800.06 | 1,013.02 | 6 | 5 | 868.00 |
| Japan | 2,115 | 521 | 1,663 | 497 | 786.42 | 954.83 | 6 | 5 | 868.00 |
| Developed countries | 58,512 | 32,453 | 36,987 | 24,767 | 632.12 | 763.16 | 1,015 | 973 | 958.18 |
| Developing countries | 1,298 | 1,606 | 1,158 | 2,181 | 891.76 | 1,358.04 | 143 | 150 | 1,047.97 |
| Other oilseeds(MT): | | | | | | | | | |
| World | 321,334 | 272,425 | 80,559 | 69,761 | 250.70 | 256.07 | 33,352 | 7,007 | 210.10 |
| Canada | 13,258 | 19,610 | 5,195 | 6,676 | 391.85 | 340.42 | 3,591 | 1,011 | 281.41 |
| Latin America | 206,289 | 200,407 | 41,591 | 46,639 | 201.62 | 232.72 | 23,243 | 4,494 | 193.36 |
| Mexico | 189,265 | 197,739 | 37,228 | 45,666 | 196.70 | 230.94 | 23,185 | 4,425 | 190.84 |
| Central America | 11,257 | 448 | 2,702 | 221 | 239.99 | 494.02 | 19 | 5 | 267.79 |
| Nicaragua | 10,653 | 0 | 2,410 | 0 | 226.18 | .00 | 0 | 0 | .00 |
| S America | 5,653 | 2,123 | 1,615 | 682 | 285.78 | 321.06 | 39 | 64 | 1,653.00 |
| Suriname | 5,182 | 1,905 | 1,213 | 482 | 234.00 | 252.88 | 0 | 0 | .00 |
| W Europe | 21,386 | 8,801 | 13,693 | 3,579 | 640.29 | 406.67 | 314 | 214 | 681.47 |
| European Union | 18,690 | 7,247 | 13,000 | 3,260 | 695.58 | 449.85 | 296 | 209 | 706.01 |
| Spain, incl Canary Is | 4,576 | 691 | 4,482 | 858 | 979.53 | 1,241.59 | 0 | 0 | .00 |
| Greece | 6,618 | 554 | 6,307 | 600 | 953.02 | 1,082.24 | 0 | 0 | .00 |
| Asia | 35,744 | 38,568 | 9,756 | 11,340 | 272.93 | 294.02 | 5,293 | 983 | 185.73 |
| W Asia (Mideast) | 24,323 | 2,935 | 5,203 | 676 | 219.93 | 230.44 | 0 | 0 | .00 |
| Turkey | 24,092 | 0 | 5,127 | 0 | 212.82 | .00 | 0 | 0 | .00 |
| Japan | 8,451 | 23,186 | 2,996 | 7,284 | 354.54 | 314.14 | 440 | 256 | 581.54 |
| Other East Asia | 2,579 | 11,727 | 1,292 | 3,086 | 500.82 | 263.15 | 4,853 | 727 | 149.85 |
| Korea, Rep of | 84 | 10,735 | 40 | 2,053 | 481.56 | 191.26 | 4,734 | 610 | 128.82 |
| Taiwan | 295 | 824 | 491 | 892 | 1,665.87 | 1,082.52 | 119 | 117 | 886.50 |
| Oceania | 20,328 | 4,537 | 4,874 | 1,326 | 239.78 | 292.16 | 896 | 282 | 315.24 |
| Australia | 16,844 | 9 | 3,943 | 12 | 234.10 | 1,310.33 | 0 | 0 | .00 |
| Africa | 24,278 | 464 | 5,431 | 176 | 223.71 | 379.69 | 15 | 23 | 1,527.27 |
| N Africa | 21,803 | 64 | 4,852 | 57 | 222.54 | 894.88 | 15 | 23 | 1,527.27 |
| Egypt | 21,780 | 0 | 4,820 | 0 | 221.28 | .00 | 0 | 0 | .00 |
| Developed countries | 60,258 | 51,961 | 25,899 | 17,731 | 429.80 | 341.23 | 4,349 | 1,485 | 341.40 |
| Developing countries | 261,025 | 220,446 | 54,642 | 52,019 | 209.34 | 235.97 | 29,003 | 5,522 | 190.41 |
| Protein substances(MT): | | | | | | | | | |
| World | 77,782 | 93,124 | 151,785 | 187,252 | 1,951.41 | 2,010.78 | 8,444 | 16,585 | 1,964.09 |
| Canada | 6,262 | 6,612 | 17,389 | 16,669 | 2,776.91 | 2,521.04 | 593 | 1,317 | 2,220.74 |
| Latin America | 20,732 | 24,656 | 34,825 | 40,604 | 1,679.77 | 1,646.82 | 2,346 | 3,757 | 1,601.30 |
| Mexico | 11,585 | 13,845 | 14,389 | 17,590 | 1,242.02 | 1,270.50 | 1,410 | 1,795 | 1,273.01 |
| Central America | 1,700 | 2,058 | 3,715 | 4,109 | 2,185.14 | 1,996.43 | 255 | 587 | 2,300.63 |
| Caribbean | 2,024 | 2,108 | 4,162 | 4,398 | 2,056.37 | 2,086.48 | 200 | 342 | 1,710.03 |
| Dominican Republic | 870 | 991 | 1,989 | 2,187 | 2,285.83 | 2,207.21 | 107 | 151 | 1,408.92 |
| S America | 5,423 | 6,645 | 12,859 | 14,507 | 2,315.95 | 2,183.14 | 481 | 1,033 | 2,147.70 |
| Venezuela | 1,999 | 2,748 | 5,511 | 4,644 | 1,756.56 | 1,689.92 | 114 | 193 | 1,692.63 |
| Chile | 1,462 | 1,408 | 3,450 | 3,018 | 2,359.89 | 2,143.68 | 121 | 280 | 2,310.11 |
| Brazil | 648 | 806 | 1,870 | 2,573 | 2,885.43 | 3,192.34 | 15 | 60 | 3,997.53 |
| Argentina | 541 | 759 | 1,521 | 1,959 | 2,810.68 | 2,581.45 | 126 | 278 | 2,202.42 |
| W Europe | 16,292 | 21,006 | 28,568 | 38,679 | 1,753.48 | 1,841.32 | 2,100 | 3,572 | 1,700.86 |
| European Union | 15,373 | 19,793 | 27,000 | 36,252 | 1,756.33 | 1,831.55 | 2,077 | 3,536 | 1,702.25 |
| United Kingdom | 1,798 | 2,271 | 3,048 | 3,718 | 1,695.13 | 1,637.26 | 180 | 329 | 1,825.48 |
| Netherlands | 5,819 | 6,561 | 7,740 | 10,888 | 1,330.14 | 1,659.55 | 962 | 1,493 | 1,552.37 |
| Belgium and Luxembourg | 5,394 | 7,350 | 10,547 | 15,292 | 1,955.38 | 2,080.54 | 679 | 1,292 | 1,902.11 |
| France | 935 | 2,492 | 2,387 | 2,184 | 2,552.85 | 1,463.91 | 26 | 56 | 2,138.50 |
| Other W Europe | 919 | 1,213 | 1,568 | 2,427 | 1,705.72 | 2,000.83 | 23 | 36 | 1,574.65 |
| E Europe | 1,440 | 154 | 4,470 | 396 | 3,104.31 | 2,569.97 | 0 | 0 | .00 |
| Poland | 1,154 | 135 | 3,793 | 283 | 3,286.65 | 2,096.75 | 0 | 0 | .00 |
| Former Soviet Union | 1,325 | 3,850 | 1,723 | 13,228 | 1,300.51 | 3,435.85 | 155 | 228 | 1,472.50 |
| Russia | 1,137 | 472 | 1,581 | 919 | 1,390.68 | 1,946.84 | 56 | 85 | 1,521.16 |
| Ukraine | 0 | 3,297 | 0 | 12,125 | .00 | 3,745.66 | 0 | 0 | .00 |
| Asia | 26,016 | 30,524 | 52,184 | 62,248 | 2,005.83 | 2,039.32 | 2,687 | 6,413 | 2,386.57 |
| Japan | 8,859 | 7,797 | 22,224 | 23,974 | 2,508.66 | 3,074.78 | 831 | 2,876 | 3,460.93 |
| Southeast Asia | 4,189 | 6,354 | 6,968 | 9,705 | 1,663.38 | 1,527.38 | 418 | 632 | 1,512.11 |
| Thailand | 1,671 | 3,451 | 2,606 | 4,652 | 1,559.49 | 1,347.95 | 74 | 137 | 1,852.26 |
| Philippines | 1,328 | 2,167 | 2,385 | 3,726 | 1,795.75 | 1,719.23 | 281 | 396 | 1,409.43 |
| Other East Asia | 11,359 | 15,140 | 20,482 | 27,190 | 1,803.11 | 1,795.88 | 1,345 | 2,739 | 2,036.73 |
| Korea, Rep of | 5,186 | 5,399 | 10,380 | 10,695 | 1,997.63 | 1,969.75 | 459 | 1,000 | 2,178.35 |
| Hong Kong | 1,295 | 3,555 | 2,404 | 7,569 | 1,856.46 | 2,128.99 | 471 | 1,118 | 2,373.10 |
| Taiwan | 4,868 | 6,186 | 7,698 | 8,986 | 1,581.30 | 1,452.70 | 415 | 622 | 1,498.32 |
| Oceania | 4,655 | 4,963 | 10,125 | 12,277 | 2,175.07 | 2,473.77 | 442 | 1,061 | 2,401.50 |
| Australia | 3,699 | 3,828 | 8,156 | 9,369 | 2,204.90 | 2,447.48 | 353 | 888 | 2,515.09 |
| New Zealand | 915 | 1,118 | 1,888 | 2,773 | 2,062.92 | 2,479.98 | 89 | 174 | 1,950.97 |

See footnotes at end of table.

Appendix table A-2--U.S. agricultural exports: Quantity, value, and unit value by commodity and country, October-August 1992/93 and 1993/94, and August 1994--continued

| Commodity and country | October-August | | | | | | August 1994 | | |
|--------------------------------|----------------|-----------|-------------------|-----------|-----------------|----------|-------------|-------------------|-----------------|
| | Quantity | | Value (1,000 dol) | | Unit value (\$) | | Quantity | Value (1,000 dol) | Unit value (\$) |
| | 1992/93 | 1993/94 | 1992/93 | 1993/94 | 1992/93 | 1993/94 | | | |
| Protein substances(MT): | | | | | | | | | |
| Africa | 1,060 | 1,359 | 2,501 | 3,151 | 2,359.58 | 2,318.65 | 121 | 237 | 1,958.96 |
| Sub-Sahara | 1,060 | 1,358 | 2,501 | 3,146 | 2,359.58 | 2,316.68 | 121 | 237 | 1,958.96 |
| Rep S Africa | 897 | 1,356 | 2,420 | 3,136 | 2,427.48 | 2,312.53 | 121 | 237 | 1,958.96 |
| Developed countries | 37,194 | 41,936 | 81,090 | 95,123 | 2,180.19 | 2,268.29 | 4,122 | 9,150 | 2,219.90 |
| Developing countries | 38,638 | 47,267 | 67,679 | 76,771 | 1,751.63 | 1,666.51 | 4,167 | 7,206 | 1,729.33 |
| Other countries | 1,950 | 3,921 | 3,015 | 13,359 | 1,546.39 | 3,406.92 | 155 | 228 | 1,472.50 |
| Vegetable oils(MT): | | | | | | | | | |
| World | 1,486,228 | 1,464,565 | 892,839 | 1,063,697 | 600.74 | 726.29 | 160,783 | 111,422 | 692.99 |
| Canada | 109,298 | 109,133 | 90,651 | 101,486 | 829.39 | 929.93 | 9,921 | 9,402 | 947.68 |
| Latin America | 420,897 | 303,556 | 225,842 | 211,933 | 536.57 | 698.17 | 18,587 | 13,903 | 748.01 |
| Mexico | 262,623 | 174,404 | 132,844 | 115,927 | 505.83 | 664.70 | 7,203 | 5,537 | 768.77 |
| Central America | 64,686 | 54,624 | 35,058 | 35,579 | 541.97 | 651.34 | 8,430 | 5,216 | 618.78 |
| Guatemala | 15,872 | 22,592 | 8,808 | 13,551 | 554.96 | 599.79 | 2,110 | 1,323 | 626.96 |
| El Salvador | 30,762 | 22,918 | 14,752 | 13,770 | 479.55 | 600.83 | 3,380 | 1,994 | 589.90 |
| Caribbean | 26,267 | 26,351 | 20,919 | 24,041 | 796.39 | 912.32 | 877 | 1,129 | 1,286.78 |
| S America | 67,321 | 48,177 | 37,020 | 36,387 | 549.91 | 755.28 | 2,077 | 2,021 | 973.04 |
| Peru | 36,614 | 24,190 | 19,180 | 17,883 | 523.83 | 739.26 | 1,147 | 1,041 | 907.27 |
| W Europe | 125,048 | 92,195 | 88,748 | 72,166 | 709.71 | 782.75 | 10,402 | 7,834 | 753.11 |
| European Union | 124,262 | 70,650 | 86,774 | 60,897 | 698.31 | 861.96 | 10,345 | 7,722 | 746.47 |
| Netherlands | 41,888 | 15,797 | 26,955 | 13,352 | 643.51 | 845.21 | 3,764 | 2,472 | 656.83 |
| France | 22,397 | 8,631 | 15,293 | 7,903 | 688.99 | 915.65 | 359 | 456 | 1,271.02 |
| Italy | 43,673 | 11,313 | 26,204 | 7,680 | 600.01 | 678.84 | 2,498 | 1,499 | 600.04 |
| Other W Europe | 786 | 11,545 | 1,974 | 11,269 | 2,511.58 | 523.02 | 57 | 112 | 1,958.31 |
| E Europe | 18,354 | 11,526 | 11,329 | 9,836 | 617.25 | 853.35 | 6,394 | 4,938 | 772.35 |
| Former Soviet Union | 9,637 | 49,872 | 19,131 | 43,629 | 1,985.18 | 874.82 | 677 | 698 | 1,031.35 |
| Russia | 6,590 | 37,108 | 14,460 | 27,429 | 2,194.22 | 739.17 | 405 | 451 | 1,113.23 |
| Asia | 412,988 | 546,009 | 273,746 | 404,732 | 662.84 | 741.25 | 54,341 | 40,068 | 737.35 |
| W Asia (Mideast) | 218,026 | 226,136 | 121,981 | 152,905 | 559.48 | 676.16 | 16,297 | 10,922 | 670.17 |
| Turkey | 113,348 | 116,150 | 52,925 | 66,070 | 466.93 | 568.83 | 14,087 | 8,246 | 585.34 |
| Saudi Arabia | 63,228 | 71,046 | 41,690 | 55,459 | 659.35 | 780.61 | 505 | 921 | 1,823.59 |
| S Asia | 49,209 | 124,203 | 31,594 | 79,862 | 642.03 | 642.99 | 1,350 | 1,150 | 851.80 |
| India | 48,720 | 46,649 | 31,212 | 34,989 | 640.64 | 750.06 | 1,350 | 1,150 | 851.80 |
| Pakistan | 1 | 72,217 | 3 | 40,281 | 3,960.00 | 557.78 | 0 | 0 | .00 |
| Japan | 60,223 | 85,888 | 54,574 | 80,045 | 906.20 | 931.97 | 8,032 | 8,473 | 1,054.88 |
| China | 1,441 | 21,289 | 1,384 | 12,820 | 960.23 | 602.19 | 20,439 | 11,575 | 566.34 |
| Southeast Asia | 29,093 | 18,119 | 22,817 | 20,459 | 784.29 | 1,129.12 | 1,746 | 1,934 | 1,107.92 |
| Singapore | 20,155 | 10,414 | 14,157 | 11,425 | 702.42 | 1,097.05 | 1,430 | 1,416 | 990.01 |
| Other East Asia | 54,996 | 70,374 | 41,396 | 58,641 | 752.70 | 833.28 | 6,477 | 6,014 | 928.52 |
| Korea, Rep of | 29,643 | 43,521 | 17,547 | 30,048 | 591.84 | 690.42 | 3,889 | 3,356 | 785.89 |
| Hong Kong | 18,012 | 20,181 | 14,320 | 20,168 | 795.00 | 999.35 | 2,240 | 2,387 | 1,065.69 |
| Taiwan | 7,090 | 6,636 | 9,345 | 8,390 | 1,318.00 | 1,264.39 | 348 | 571 | 1,639.50 |
| Africa | 385,722 | 347,646 | 177,593 | 214,510 | 460.42 | 617.03 | 60,266 | 34,227 | 567.93 |
| N Africa | 330,216 | 280,869 | 142,045 | 155,765 | 430.16 | 554.58 | 52,847 | 29,044 | 549.58 |
| Morocco | 51,696 | 31,563 | 22,497 | 18,289 | 435.18 | 579.44 | 18,899 | 10,060 | 532.32 |
| Algeria | 163,245 | 206,240 | 70,456 | 113,148 | 431.60 | 548.60 | 28,647 | 16,152 | 563.82 |
| Tunisia | 115,150 | 22,898 | 48,955 | 12,688 | 425.14 | 554.11 | 5,201 | 2,746 | 527.96 |
| Egypt | 125 | 20,168 | 137 | 11,645 | 1,097.56 | 577.38 | 100 | 86 | 857.58 |
| Sub-Sahara | 55,506 | 66,777 | 35,548 | 58,745 | 640.43 | 879.71 | 7,419 | 5,183 | 698.64 |
| Former Ethiopia | 7,682 | 20,354 | 5,698 | 17,719 | 741.70 | 870.53 | 2,290 | 1,819 | 794.22 |
| Developed countries | 302,372 | 295,181 | 242,927 | 263,248 | 803.40 | 886.81 | 28,686 | 26,481 | 923.14 |
| Developing countries | 1,172,778 | 1,097,223 | 629,397 | 744,001 | 536.67 | 678.07 | 110,981 | 72,667 | 654.77 |
| Other countries | 11,078 | 71,161 | 20,515 | 56,449 | 1,851.85 | 793.26 | 21,116 | 12,274 | 581.25 |
| Soybean oil(MT): | | | | | | | | | |
| World | 598,558 | 578,470 | 303,713 | 362,752 | 507.41 | 627.09 | 83,757 | 48,911 | 583.96 |
| Canada | 28,338 | 3,714 | 15,006 | 2,349 | 529.52 | 632.45 | 1,087 | 668 | 614.97 |
| Latin America | 102,997 | 49,945 | 53,323 | 35,574 | 517.71 | 712.27 | 1,374 | 1,200 | 873.59 |
| Mexico | 43,406 | 10,785 | 19,077 | 7,092 | 439.51 | 656.99 | 92 | 58 | 628.76 |
| Central America | 7,796 | 3,106 | 4,800 | 2,202 | 615.85 | 708.86 | 21 | 15 | 721.57 |
| Caribbean | 11,329 | 12,523 | 7,656 | 9,265 | 675.75 | 739.88 | 100 | 101 | 1,008.48 |
| Haiti | 5,189 | 1,603 | 3,178 | 1,356 | 612.43 | 846.11 | 0 | 0 | .00 |
| Dominican Republic | 306 | 6,554 | 199 | 4,158 | 649.98 | 634.42 | 0 | 0 | .00 |
| S America | 40,466 | 23,521 | 21,790 | 17,015 | 538.48 | 723.40 | 1,161 | 1,026 | 884.12 |
| Peru | 36,340 | 22,751 | 18,839 | 16,330 | 518.41 | 717.75 | 1,130 | 996 | 881.83 |
| W Europe | 2,070 | 29,334 | 1,000 | 14,550 | 482.94 | 486.06 | 1,325 | 636 | 480.11 |
| European Union | 2,068 | 9,630 | 996 | 4,587 | 481.79 | 476.32 | 1,325 | 636 | 480.11 |
| Germany | 2,036 | 8,338 | 975 | 3,851 | 478.87 | 461.86 | 1,312 | 630 | 479.90 |
| Other W Europe | 2 | 20,304 | 3 | 9,963 | 1,666.00 | 490.68 | 0 | 0 | .00 |
| Norway | 0 | 20,300 | 0 | 9,957 | .00 | 490.49 | 0 | 0 | .00 |
| E Europe | 9,505 | 7,834 | 6,728 | 7,383 | 707.87 | 942.41 | 2,850 | 2,655 | 931.71 |
| Former Yugoslavia | 5,355 | 7,834 | 4,129 | 7,383 | 771.06 | 942.41 | 2,850 | 2,655 | 931.71 |
| Former Soviet Union | 7,235 | 9,606 | 15,087 | 8,120 | 2,085.22 | 845.32 | 577 | 581 | 1,024.36 |
| Russia | 6,052 | 5,028 | 12,950 | 3,594 | 2,305.05 | 714.80 | 307 | 347 | 1,129.28 |
| Asia | 117,546 | 185,595 | 62,609 | 115,735 | 532.63 | 623.25 | 28,209 | 16,870 | 577.57 |
| W Asia (Mideast) | 64,501 | 36,703 | 28,594 | 20,344 | 443.31 | 554.29 | 7,017 | 3,810 | 542.91 |
| Turkey | 58,436 | 34,920 | 24,982 | 18,728 | 427.50 | 536.35 | 6,999 | 3,785 | 540.75 |
| S Asia | 49,154 | 124,156 | 31,458 | 79,743 | 640.00 | 642.28 | 1,350 | 1,141 | 845.29 |
| India | 48,666 | 46,616 | 31,080 | 34,898 | 638.64 | 748.62 | 1,350 | 1,141 | 845.29 |
| Pakistan | 0 | 72,204 | 0 | 40,260 | .00 | 557.58 | 0 | 0 | .00 |
| Bangladesh | 488 | 5,336 | 379 | 4,586 | 775.62 | 859.44 | 0 | 0 | .00 |
| China | 618 | 20,400 | 270 | 11,536 | 466.89 | 565.48 | 20,400 | 11,536 | 565.48 |
| Africa | 330,509 | 290,968 | 149,729 | 178,478 | 453.03 | 613.39 | 47,317 | 26,281 | 555.43 |
| N Africa | 279,848 | 231,711 | 118,366 | 127,630 | 422.96 | 550.82 | 40,199 | 21,553 | 536.15 |
| Morocco | 51,696 | 31,563 | 22,497 | 18,289 | 435.18 | 579.44 | 18,899 | 10,060 | 532.32 |

See footnotes at end of table.

Appendix table A-2--U.S. agricultural exports: Quantity, value, and unit value by commodity and country, October-August 1992/93 and 1993/94, and August 1994--continued

| Commodity and country | October-August | | | | | | August 1994 | | |
|----------------------------|----------------|---------|-------------------|---------|-----------------|----------|-------------|-------------------|-----------------|
| | Quantity | | Value (1,000 dol) | | Unit value (\$) | | Quantity | Value (1,000 dol) | Unit value (\$) |
| | 1992/93 | 1993/94 | 1992/93 | 1993/94 | 1992/93 | 1993/94 | | | |
| Soybean oil(MT): | | | | | | | | | |
| Algeria | 113,002 | 166,345 | 46,913 | 90,474 | 415.16 | 543.89 | 16,099 | 8,747 | 543.30 |
| Tunisia | 115,150 | 22,898 | 48,955 | 12,688 | 425.14 | 554.11 | 5,201 | 2,746 | 527.96 |
| Egypt | 0 | 10,905 | 0 | 6,179 | .00 | 566.66 | 0 | 0 | .00 |
| Sub-Sahara | 50,661 | 59,257 | 31,364 | 50,848 | 619.09 | 858.09 | 7,118 | 4,728 | 664.28 |
| Sudan | 1,036 | 7,652 | 776 | 6,516 | 735.14 | 851.52 | 0 | 0 | .00 |
| Senegal | 15,289 | 4,193 | 6,456 | 2,364 | 421.99 | 563.85 | 4,080 | 2,264 | 554.84 |
| Somalia | 8,002 | 8,103 | 5,507 | 7,635 | 688.22 | 942.30 | 0 | 0 | .00 |
| Former Ethiopia | 7,622 | 19,709 | 5,639 | 17,153 | 739.83 | 870.33 | 2,290 | 1,819 | 794.22 |
| Developed countries | 32,115 | 36,050 | 17,303 | 18,872 | 538.79 | 523.50 | 2,839 | 1,660 | 584.60 |
| Developing countries | 558,590 | 512,414 | 271,054 | 324,224 | 485.24 | 632.74 | 59,941 | 35,124 | 585.98 |
| Other countries | 7,853 | 30,006 | 15,357 | 19,656 | 1,955.51 | 655.07 | 20,877 | 12,127 | 578.10 |
| Cottonseed oil(MT): | | | | | | | | | |
| World | 71,484 | 101,038 | 36,896 | 62,706 | 516.14 | 620.62 | 11,178 | 7,056 | 631.28 |
| Canada | 10,091 | 10,098 | 6,108 | 7,035 | 605.31 | 696.69 | 732 | 507 | 692.00 |
| Latin America | 45,436 | 48,643 | 21,209 | 26,227 | 466.79 | 551.50 | 7,839 | 4,554 | 590.88 |
| Mexico | 6,562 | 10,614 | 2,780 | 4,273 | 423.65 | 402.61 | 156 | 93 | 588.52 |
| Central America | 36,801 | 34,594 | 17,189 | 20,378 | 467.07 | 589.05 | 7,629 | 4,402 | 577.07 |
| Guatemala | 0 | 9,600 | 0 | 5,705 | .00 | 594.33 | 2,000 | 1,210 | 604.86 |
| El Salvador | 29,103 | 22,469 | 13,529 | 13,265 | 464.85 | 590.36 | 3,129 | 1,805 | 576.87 |
| Honduras | 2,054 | 0 | 877 | 0 | 427.05 | .00 | 0 | 0 | .00 |
| Nicaragua | 5,344 | 2,500 | 2,630 | 1,387 | 492.17 | 554.96 | 2,500 | 1,387 | 554.96 |
| Caribbean | 573 | 485 | 532 | 532 | 928.16 | 1,097.05 | 54 | 58 | 1,082.17 |
| Trinidad & Tobago | 409 | 360 | 383 | 404 | 937.49 | 1,122.71 | 27 | 33 | 1,210.26 |
| S America | 1,500 | 2,950 | 709 | 1,644 | 472.38 | 557.14 | 0 | 0 | .00 |
| Venezuela | 1,500 | 2,950 | 709 | 1,644 | 472.38 | 557.14 | 0 | 0 | .00 |
| Asia | 15,825 | 40,593 | 9,481 | 27,767 | 599.11 | 684.04 | 2,607 | 1,996 | 765.50 |
| W Asia (Mideast) | 498 | 4,391 | 317 | 3,367 | 636.37 | 766.81 | 0 | 0 | .00 |
| Saudi Arabia | 0 | 3,000 | 0 | 2,332 | .00 | 777.39 | 0 | 0 | .00 |
| United Arab Emir | 0 | 1,000 | 0 | 851 | .00 | 850.63 | 0 | 0 | .00 |
| Japan | 11,182 | 22,527 | 6,261 | 14,416 | 559.00 | 639.96 | 1,395 | 1,109 | 794.92 |
| Other East Asia | 3,945 | 13,660 | 2,747 | 9,966 | 696.25 | 729.57 | 1,212 | 887 | 731.65 |
| Korea, Rep of | 3,912 | 13,660 | 2,704 | 9,966 | 691.22 | 729.57 | 1,212 | 887 | 731.65 |
| Developed countries | 21,405 | 33,590 | 12,467 | 22,129 | 532.42 | 656.83 | 2,127 | 1,615 | 759.50 |
| Developing countries | 50,034 | 67,268 | 24,386 | 40,511 | 487.38 | 602.23 | 8,051 | 5,441 | 601.15 |
| Sunflower oil(MT): | | | | | | | | | |
| World | 259,662 | 186,557 | 123,642 | 111,764 | 476.17 | 599.09 | 19,380 | 12,089 | 623.77 |
| Canada | 8,152 | 12,022 | 5,145 | 9,130 | 631.17 | 759.45 | 797 | 643 | 807.39 |
| Latin America | 163,881 | 82,655 | 72,948 | 53,656 | 445.13 | 579.09 | 1,244 | 755 | 607.06 |
| Mexico | 139,241 | 71,413 | 61,754 | 41,870 | 443.50 | 586.31 | 1,244 | 755 | 607.06 |
| Central America | 13,043 | 9,354 | 6,090 | 5,005 | 462.32 | 535.05 | 0 | 0 | .00 |
| Guatemala | 13,028 | 9,351 | 6,011 | 5,000 | 461.37 | 534.68 | 0 | 0 | .00 |
| S America | 11,497 | 11,888 | 5,108 | 6,781 | 444.26 | 570.39 | 0 | 0 | .00 |
| Venezuela | 11,497 | 11,888 | 5,108 | 6,778 | 444.26 | 570.37 | 0 | 0 | .00 |
| W Europe | 22,038 | 2,618 | 11,871 | 2,022 | 538.66 | 772.53 | 0 | 0 | .00 |
| European Union | 22,038 | 2,618 | 11,871 | 2,022 | 538.66 | 772.53 | 0 | 0 | .00 |
| Netherlands | 20,918 | 2,518 | 11,088 | 1,937 | 530.05 | 769.42 | 0 | 0 | .00 |
| E Europe | 8,706 | 3,501 | 4,484 | 2,209 | 515.06 | 630.85 | 3,501 | 2,209 | 630.85 |
| Albania | 8,706 | 3,501 | 4,484 | 2,209 | 515.06 | 630.85 | 3,501 | 2,209 | 630.85 |
| Asia | 5,857 | 35,521 | 5,129 | 21,800 | 875.79 | 813.72 | 1,290 | 1,076 | 834.37 |
| W Asia (Mideast) | 8 | 29,948 | 10 | 16,636 | 1,219.50 | 555.51 | 5 | 12 | 2,472.00 |
| Turkey | 0 | 29,740 | 0 | 16,480 | .00 | 554.12 | 0 | 0 | .00 |
| Japan | 5,813 | 5,383 | 5,073 | 4,925 | 872.78 | 915.01 | 1,266 | 1,040 | 821.32 |
| Africa | 50,742 | 39,895 | 23,828 | 22,669 | 469.60 | 568.22 | 12,548 | 7,405 | 590.14 |
| N Africa | 50,243 | 39,895 | 23,542 | 22,669 | 468.57 | 568.22 | 12,548 | 7,405 | 590.14 |
| Algeria | 50,243 | 39,895 | 23,542 | 22,669 | 468.57 | 568.22 | 12,548 | 7,405 | 590.14 |
| Developed countries | 36,784 | 20,368 | 22,603 | 16,356 | 614.48 | 803.01 | 2,063 | 1,683 | 815.94 |
| Developing countries | 222,874 | 166,189 | 101,030 | 85,408 | 453.31 | 574.09 | 17,317 | 10,405 | 600.88 |
| Corn oil(MT): | | | | | | | | | |
| World | 297,062 | 288,791 | 167,843 | 195,771 | 565.01 | 577.90 | 18,776 | 12,744 | 678.73 |
| Canada | 3,913 | 3,962 | 2,340 | 2,539 | 598.06 | 640.83 | 293 | 207 | 693.27 |
| Latin America | 30,483 | 33,110 | 18,997 | 24,391 | 623.21 | 736.67 | 1,266 | 1,007 | 785.75 |
| Mexico | 23,388 | 26,423 | 13,877 | 18,413 | 593.34 | 656.85 | 1,002 | 731 | 728.55 |
| Central America | 1,789 | 2,583 | 1,544 | 2,185 | 862.77 | 845.94 | 144 | 141 | 980.83 |
| Caribbean | 3,045 | 3,725 | 2,222 | 3,370 | 729.59 | 904.72 | 62 | 78 | 1,251.13 |
| W Europe | 68,860 | 30,533 | 40,710 | 21,237 | 591.20 | 695.54 | 4,013 | 2,531 | 630.70 |
| European Union | 68,856 | 30,530 | 40,704 | 21,233 | 591.15 | 695.47 | 4,013 | 2,531 | 630.70 |
| Netherlands | 3,783 | 714 | 1,970 | 490 | 520.75 | 686.78 | 0 | 0 | .00 |
| France | 20,094 | 5,019 | 12,342 | 3,802 | 614.20 | 757.55 | 0 | 0 | .00 |
| Spain, incl Canary Is | 5 | 3,999 | 8 | 3,049 | 1,666.00 | 762.50 | 0 | 0 | .00 |
| Italy | 40,120 | 11,177 | 23,726 | 7,398 | 591.37 | 661.91 | 2,486 | 1,488 | 595.99 |
| Greece | 4,712 | 9,472 | 2,412 | 6,279 | 511.86 | 662.83 | 1,489 | 1,017 | 678.26 |
| Former Soviet Union | 40 | 2,304 | 41 | 2,646 | 1,025.00 | 1,148.24 | 0 | 0 | .00 |
| Ukraine | 0 | 2,266 | 0 | 2,598 | .00 | 1,146.33 | 0 | 0 | .00 |
| Asia | 190,804 | 208,929 | 109,429 | 139,012 | 542.07 | 665.96 | 13,183 | 8,977 | 680.92 |
| W Asia (Mideast) | 140,032 | 144,268 | 74,444 | 94,922 | 531.39 | 677.95 | 8,305 | 5,397 | 648.83 |
| Turkey | 54,357 | 51,489 | 27,575 | 30,859 | 507.29 | 539.32 | 7,087 | 4,458 | 629.11 |
| Israel, incl Gaza | 625 | 3,309 | 419 | 2,474 | 670.88 | 747.64 | 106 | 106 | 898.49 |
| Jordan | 4,998 | 4,571 | 2,642 | 3,231 | 528.61 | 706.84 | 0 | 0 | .00 |
| Kuwait | 7,137 | 5,035 | 3,507 | 3,269 | 491.32 | 642.80 | 0 | 0 | .00 |
| Saudi Arabia | 55,680 | 62,560 | 29,591 | 43,216 | 531.44 | 690.79 | 4 | 5 | 1,371.50 |
| United Arab Emir | 3,270 | 7,756 | 2,065 | 5,521 | 631.39 | 711.88 | 0 | 0 | .00 |
| Bahrain | 10,957 | 7,499 | 6,413 | 4,620 | 585.28 | 616.04 | 0 | 0 | .00 |
| Japan | 6,101 | 21,241 | 4,254 | 15,146 | 697.23 | 713.08 | 403 | 282 | 699.12 |

See footnotes at end of table.

Appendix table A-2--U.S. agricultural exports: Quantity, value, and unit value by commodity and country, October-August 1992/93 and 1993/94, and August 1994--continued

| Commodity and country | October-August | | | | | | August 1994 | | |
|--|----------------|---------|-------------------|---------|-----------------|----------|-------------|-------------------|-----------------|
| | Quantity | | Value (1,000 dol) | | Unit value (\$) | | Quantity | Value (1,000 dol) | Unit value (\$) |
| | 1992/93 | 1993/94 | 1992/93 | 1993/94 | 1992/93 | 1993/94 | | | |
| Corn oil(MT): | | | | | | | | | |
| Southeast Asia | 18,855 | 8,055 | 10,184 | 5,956 | 540.11 | 739.40 | 982 | 767 | 780.56 |
| Malaysia | 3,483 | 2,199 | 1,805 | 1,550 | 518.18 | 704.84 | 0 | 0 | .00 |
| Singapore | 15,285 | 5,810 | 8,225 | 4,396 | 538.10 | 746.32 | 979 | 762 | 778.12 |
| Other East Asia | 25,755 | 35,364 | 14,547 | 22,988 | 564.82 | 650.03 | 3,483 | 2,532 | 724.74 |
| Korea, Rep of | 18,587 | 24,561 | 10,040 | 15,176 | 540.14 | 617.89 | 2,210 | 1,583 | 716.15 |
| Hong Kong | 6,638 | 8,140 | 4,235 | 5,826 | 637.84 | 727.86 | 1,283 | 949 | 739.53 |
| Africa | 1,999 | 9,092 | 1,152 | 5,353 | 576.05 | 688.80 | 0 | 0 | .00 |
| N Africa | 0 | 7,961 | 0 | 4,583 | .00 | 575.62 | 0 | 0 | .00 |
| Egypt | 0 | 7,961 | 0 | 4,583 | .00 | 575.62 | 0 | 0 | .00 |
| Developed countries | 80,462 | 58,891 | 48,897 | 41,967 | 607.70 | 700.72 | 4,821 | 3,126 | 648.39 |
| Developing countries | 216,560 | 226,586 | 118,905 | 151,158 | 548.06 | 667.08 | 13,955 | 9,618 | 688.22 |
| Other countries | 40 | 2,304 | 41 | 2,646 | 1,025.00 | 1,148.24 | 0 | 0 | .00 |
| Peanut oil(MT): | | | | | | | | | |
| World | 22,056 | 19,148 | 14,136 | 17,069 | 640.92 | 891.44 | 607 | 586 | 865.46 |
| Canada | 3,572 | 4,761 | 2,607 | 4,467 | 729.72 | 938.20 | 594 | 577 | 870.61 |
| W Europe | 12,699 | 10,689 | 7,424 | 9,367 | 584.59 | 876.37 | 0 | 0 | .00 |
| European Union | 12,699 | 10,689 | 7,424 | 9,367 | 584.59 | 876.37 | 0 | 0 | .00 |
| Netherlands | 7,467 | 4,610 | 4,073 | 3,600 | 545.46 | 780.97 | 0 | 0 | .00 |
| Belgium and Luxembourg | 15 | 3,040 | 8 | 2,892 | 523.33 | 851.35 | 0 | 0 | .00 |
| France | 1,001 | 1,986 | 756 | 1,877 | 754.76 | 940.20 | 0 | 0 | .00 |
| Germany | 816 | 1,040 | 435 | 996 | 533.38 | 857.60 | 0 | 0 | .00 |
| Italy | 3,400 | 0 | 2,152 | 0 | 632.96 | .00 | 0 | 0 | .00 |
| Asia | 5,252 | 3,615 | 3,638 | 3,129 | 692.69 | 865.53 | 6 | 5 | 768.33 |
| Japan | 94 | 242 | 128 | 217 | 1,358.01 | 896.21 | 0 | 0 | .00 |
| Southeast Asia | 734 | 523 | 558 | 384 | 759.60 | 734.22 | 0 | 0 | .00 |
| Malaysia | 439 | 343 | 324 | 252 | 738.04 | 734.69 | 0 | 0 | .00 |
| Singapore | 295 | 180 | 234 | 132 | 791.69 | 733.33 | 0 | 0 | .00 |
| Other East Asia | 4,408 | 2,834 | 2,941 | 2,516 | 667.15 | 887.80 | 6 | 5 | 768.33 |
| Hong Kong | 4,363 | 2,821 | 2,879 | 2,502 | 659.76 | 886.89 | 0 | 0 | .00 |
| Africa | 380 | 0 | 288 | 0 | 758.96 | .00 | 0 | 0 | .00 |
| Sub-Sahara | 380 | 0 | 288 | 0 | 758.96 | .00 | 0 | 0 | .00 |
| Rep S Africa | 180 | 0 | 153 | 0 | 805.92 | .00 | 0 | 0 | .00 |
| Developed countries | 16,584 | 15,712 | 10,379 | 14,100 | 625.84 | 897.40 | 594 | 577 | 870.61 |
| Developing countries | 5,456 | 3,413 | 3,745 | 2,852 | 686.42 | 865.06 | 6 | 5 | 768.33 |
| Rapeseed oil(MT): | | | | | | | | | |
| World | 6,321 | 18,423 | 4,503 | 11,893 | 712.32 | 645.55 | 1,010 | 694 | 686.85 |
| Canada | 3,410 | 15,398 | 2,368 | 9,622 | 694.54 | 624.90 | 508 | 301 | 592.67 |
| Latin America | 662 | 1,478 | 411 | 1,015 | 620.19 | 686.57 | 290 | 203 | 700.71 |
| Mexico | 238 | 208 | 131 | 117 | 551.82 | 563.41 | 70 | 39 | 558.46 |
| Central America | 405 | 211 | 254 | 145 | 628.08 | 687.97 | 211 | 145 | 607.97 |
| El Salvador | 404 | 211 | 252 | 145 | 623.30 | 687.97 | 211 | 145 | 607.97 |
| S America | 9 | 1,048 | 19 | 747 | 2,162.78 | 712.66 | 9 | 19 | 2,105.89 |
| Brazil | 0 | 1,000 | 0 | 665 | .00 | 664.95 | 0 | 0 | .00 |
| W Europe | 812 | 0 | 622 | 0 | 765.48 | .00 | 0 | 0 | .00 |
| European Union | 812 | 0 | 622 | 0 | 765.48 | .00 | 0 | 0 | .00 |
| Netherlands | 812 | 0 | 622 | 0 | 765.48 | .00 | 0 | 0 | .00 |
| Asia | 1,437 | 1,547 | 1,102 | 1,256 | 766.86 | 811.97 | 212 | 189 | 893.57 |
| Japan | 1,353 | 1,413 | 1,047 | 1,104 | 773.78 | 781.55 | 186 | 169 | 830.97 |
| Other East Asia | 80 | 74 | 50 | 46 | 627.69 | 616.44 | 0 | 0 | .00 |
| Korea, Rep of | 80 | 74 | 50 | 46 | 627.69 | 616.44 | 0 | 0 | .00 |
| Developed countries | 5,575 | 16,811 | 4,037 | 10,727 | 724.10 | 638.05 | 704 | 464 | 655.02 |
| Developing countries | 746 | 1,612 | 466 | 1,167 | 624.28 | 723.66 | 306 | 230 | 750.89 |
| Safflower oil(MT): | | | | | | | | | |
| World | 37,896 | 29,258 | 36,730 | 33,729 | 969.23 | 1,152.80 | 3,763 | 4,463 | 1,186.01 |
| Canada | 510 | 475 | 462 | 394 | 906.58 | 829.91 | 57 | 43 | 754.38 |
| Latin America | 38 | 391 | 62 | 414 | 1,621.97 | 1,057.80 | 0 | 0 | .00 |
| Mexico | 0 | 364 | 0 | 361 | .00 | 992.49 | 0 | 0 | .00 |
| W Europe | 5,957 | 741 | 6,272 | 1,022 | 1,052.94 | 1,379.72 | 55 | 93 | 1,694.67 |
| European Union | 5,957 | 741 | 6,272 | 1,022 | 1,052.94 | 1,379.72 | 55 | 93 | 1,694.67 |
| Netherlands | 5,957 | 741 | 6,272 | 1,022 | 1,052.94 | 1,379.72 | 55 | 93 | 1,694.67 |
| Asia | 30,046 | 27,395 | 29,351 | 31,510 | 951.54 | 1,150.19 | 3,621 | 4,282 | 1,182.65 |
| W Asia (Mideast) | 510 | 0 | 606 | 0 | 1,187.89 | .00 | 0 | 0 | .00 |
| Saudi Arabia | 510 | 0 | 606 | 0 | 1,187.89 | .00 | 0 | 0 | .00 |
| Japan | 30,287 | 27,317 | 28,664 | 31,401 | 946.42 | 1,149.52 | 3,621 | 4,282 | 1,182.65 |
| Oceania | 545 | 256 | 582 | 300 | 1,068.12 | 1,518.84 | 30 | 44 | 1,478.53 |
| Australia | 454 | 195 | 425 | 287 | 935.23 | 1,473.51 | 30 | 44 | 1,478.53 |
| Developed countries | 37,289 | 28,789 | 35,981 | 33,207 | 964.67 | 1,153.46 | 3,763 | 4,463 | 1,186.01 |
| Developing countries | 597 | 469 | 749 | 522 | 1,253.98 | 1,112.35 | 0 | 0 | .00 |
| Other veg oils & waxes(MT): | | | | | | | | | |
| World | 193,188 | 242,830 | 205,376 | 268,015 | 1,063.08 | 1,103.48 | 22,312 | 24,879 | 1,115.06 |
| Canada | 51,312 | 58,703 | 56,614 | 65,946 | 1,103.33 | 1,123.44 | 5,847 | 6,455 | 1,104.07 |
| Latin America | 77,276 | 77,278 | 58,781 | 70,004 | 760.67 | 905.87 | 6,574 | 6,183 | 940.50 |
| Mexico | 49,745 | 54,553 | 35,192 | 43,781 | 707.45 | 802.54 | 4,639 | 3,861 | 832.27 |
| Central America | 4,785 | 4,776 | 5,189 | 5,664 | 1,084.39 | 1,186.01 | 425 | 512 | 1,205.40 |
| Caribbean | 11,198 | 9,594 | 10,428 | 10,850 | 931.24 | 1,130.96 | 661 | 892 | 1,348.84 |
| S America | 11,548 | 8,355 | 7,972 | 8,708 | 590.36 | 1,161.94 | 849 | 918 | 1,081.26 |
| Venezuela | 4,664 | 1,364 | 2,399 | 1,072 | 514.36 | 785.68 | 8 | 17 | 2,147.25 |
| Brazil | 4,164 | 847 | 2,572 | 2,396 | 617.57 | 2,467.06 | 27 | 63 | 2,336.33 |
| W Europe | 12,480 | 17,405 | 20,751 | 23,781 | 1,662.70 | 1,366.34 | 5,009 | 4,574 | 913.06 |
| European Union | 11,748 | 16,167 | 18,810 | 22,480 | 1,601.13 | 1,390.46 | 4,952 | 4,462 | 901.03 |
| United Kingdom | 2,864 | 3,065 | 4,882 | 4,270 | 1,704.62 | 1,392.99 | 280 | 397 | 1,417.53 |
| Netherlands | 2,951 | 5,864 | 2,931 | 5,598 | 983.15 | 854.67 | 3,709 | 2,379 | 641.44 |
| Belgium and Luxembourg | 1,858 | 1,928 | 2,833 | 3,089 | 1,498.03 | 1,602.06 | 257 | 656 | 2,553.54 |

See footnotes at end of table.

Appendix table A-2--U.S. agricultural exports: Quantity, value, and unit value by commodity and country, October-August 1992/93 and 1993/94, and August 1994--continued

| Commodity and country | October-August | | | | | | August 1994 | | |
|--------------------------------|----------------|---------|-------------------|-----------|-----------------|-----------|-------------|-------------------|-----------------|
| | Quantity | | Value (1,000 dol) | | Unit value (\$) | | Quantity | Value (1,000 dol) | Unit value (\$) |
| | 1992/93 | 1993/94 | 1992/93 | 1993/94 | 1992/93 | 1993/94 | | | |
| Other veg oils & waxes(MT): | | | | | | | | | |
| France | 1,076 | 1,604 | 2,178 | 2,213 | 2,023.94 | 1,379.90 | 359 | 456 | 1,271.02 |
| Germany | 1,580 | 1,987 | 4,172 | 5,332 | 2,640.19 | 2,683.25 | 145 | 292 | 2,013.19 |
| Former Soviet Union | 2,358 | 37,875 | 3,995 | 32,792 | 1,694.13 | 865.00 | 93 | 102 | 1,099.88 |
| Russia | 494 | 31,855 | 460 | 23,716 | 831.17 | 742.07 | 91 | 99 | 1,091.09 |
| Ukraine | 3 | 4,104 | 3 | 7,448 | 1,160.00 | 1,814.76 | 2 | 3 | 1,500.00 |
| Asia | 45,421 | 42,714 | 59,005 | 64,523 | 1,299.10 | 1,510.58 | 4,213 | 6,673 | 1,583.90 |
| W Asia (Mideast) | 12,413 | 10,791 | 18,005 | 17,581 | 1,450.51 | 1,629.24 | 954 | 1,676 | 1,757.23 |
| Saudi Arabia | 6,951 | 5,351 | 11,402 | 9,717 | 1,640.32 | 1,815.84 | 362 | 852 | 1,843.41 |
| Japan | 5,017 | 6,337 | 8,805 | 11,601 | 1,755.09 | 1,830.63 | 742 | 1,250 | 1,694.24 |
| Southeast Asia | 8,179 | 7,947 | 10,979 | 12,230 | 1,342.38 | 1,539.95 | 760 | 1,162 | 1,528.30 |
| Singapore | 4,478 | 4,366 | 5,598 | 6,761 | 1,250.09 | 1,548.48 | 451 | 654 | 1,449.97 |
| Philippines | 1,404 | 1,065 | 2,112 | 1,217 | 1,504.25 | 1,142.86 | 73 | 108 | 1,481.01 |
| Other East Asia | 18,996 | 16,719 | 20,026 | 21,720 | 1,054.21 | 1,299.15 | 1,718 | 2,537 | 1,476.72 |
| Korea, Rep of | 6,973 | 5,138 | 4,653 | 4,756 | 667.31 | 925.61 | 461 | 582 | 1,263.03 |
| Hong Kong | 5,485 | 7,785 | 6,330 | 10,769 | 1,154.05 | 1,383.26 | 928 | 1,408 | 1,517.67 |
| Taiwan | 6,538 | 3,760 | 9,043 | 5,161 | 1,383.10 | 1,638.50 | 329 | 546 | 1,660.65 |
| Oceania | 2,107 | 1,988 | 3,516 | 3,250 | 1,668.82 | 1,634.61 | 147 | 299 | 2,032.04 |
| Australia | 1,371 | 1,224 | 2,349 | 2,075 | 1,713.53 | 1,695.10 | 109 | 229 | 2,103.57 |
| Africa | 2,092 | 6,741 | 2,595 | 7,491 | 1,240.63 | 1,111.29 | 401 | 541 | 1,348.18 |
| Sub-Sahara | 1,957 | 6,389 | 2,458 | 7,126 | 1,249.72 | 1,115.39 | 301 | 455 | 1,511.18 |
| Developed countries | 72,148 | 84,870 | 91,260 | 105,891 | 1,264.90 | 1,247.68 | 11,775 | 12,894 | 1,094.98 |
| Developing countries | 117,921 | 119,262 | 109,053 | 128,058 | 924.88 | 1,073.75 | 10,405 | 11,844 | 1,138.29 |
| Other countries | 3,120 | 38,748 | 5,053 | 34,065 | 1,619.52 | 879.13 | 132 | 142 | 1,074.75 |
| Tobacco - unmg(MT): | | | | | | | | | |
| World | 221,018 | 187,626 | 1,378,818 | 1,203,484 | 6,238.48 | 6,414.27 | 10,832 | 66,236 | 6,114.88 |
| Latin America | 1,894 | 2,222 | 48,948 | 49,180 | 25,843.92 | 22,133.24 | 235 | 3,368 | 14,333.96 |
| Caribbean | 1,560 | 1,791 | 45,315 | 44,194 | 29,047.80 | 24,675.62 | 234 | 3,360 | 14,360.22 |
| Dominican Republic | 1,292 | 1,341 | 42,835 | 40,759 | 33,154.07 | 30,394.39 | 166 | 2,871 | 17,294.69 |
| W Europe | 98,503 | 70,862 | 617,763 | 474,049 | 6,271.52 | 6,689.75 | 6,366 | 40,057 | 6,292.28 |
| European Union | 90,335 | 64,606 | 570,433 | 435,145 | 6,314.57 | 6,735.37 | 5,583 | 35,312 | 6,324.89 |
| Denmark | 7,304 | 5,168 | 41,239 | 28,357 | 5,646.03 | 5,493.42 | 1,270 | 6,777 | 5,336.57 |
| United Kingdom | 9,249 | 6,159 | 56,287 | 38,077 | 6,085.77 | 6,182.39 | 281 | 1,626 | 5,785.03 |
| Netherlands | 18,868 | 15,045 | 133,324 | 105,465 | 6,710.50 | 7,010.00 | 1,703 | 11,722 | 6,883.05 |
| Belgium and Luxembourg | 8,126 | 5,172 | 44,194 | 34,594 | 5,438.60 | 6,688.70 | 363 | 2,249 | 6,195.31 |
| Germany | 34,423 | 21,774 | 228,700 | 154,217 | 6,643.82 | 7,082.60 | 1,394 | 10,085 | 7,234.85 |
| Spain, incl Canary Is | 2,952 | 5,032 | 20,133 | 36,153 | 6,820.22 | 7,184.56 | 277 | 1,831 | 6,611.83 |
| Italy | 4,369 | 3,641 | 23,893 | 21,924 | 5,468.75 | 6,021.40 | 295 | 1,021 | 3,460.55 |
| Other W Europe | 8,167 | 6,256 | 47,330 | 38,904 | 5,795.33 | 6,218.67 | 783 | 4,745 | 6,059.73 |
| Sweden | 2,804 | 2,314 | 13,155 | 12,317 | 4,691.66 | 5,322.88 | 524 | 3,033 | 5,788.12 |
| Switzerland | 2,550 | 1,879 | 15,473 | 14,669 | 6,067.74 | 7,412.66 | 52 | 407 | 7,829.00 |
| Asia | 106,738 | 106,696 | 652,187 | 637,730 | 6,110.17 | 5,877.07 | 3,696 | 19,872 | 5,376.65 |
| W Asia (Mideast) | 18,872 | 11,522 | 127,132 | 53,190 | 6,736.53 | 4,616.42 | 66 | 56 | 844.92 |
| Turkey | 17,783 | 10,177 | 122,238 | 45,686 | 6,873.85 | 4,479.33 | 19 | 3 | 179.58 |
| Japan | 50,632 | 60,328 | 304,751 | 360,868 | 6,018.93 | 5,981.77 | 768 | 1,255 | 1,634.06 |
| Southeast Asia | 17,881 | 19,122 | 111,043 | 127,153 | 6,217.05 | 6,649.55 | 1,078 | 7,019 | 6,511.00 |
| Thailand | 7,607 | 8,885 | 54,131 | 66,031 | 7,115.95 | 7,431.78 | 0 | 0 | .00 |
| Malaysia | 4,968 | 3,447 | 22,302 | 19,774 | 4,489.18 | 5,736.67 | 222 | 1,389 | 6,255.72 |
| Singapore | 2,623 | 4,278 | 15,367 | 22,914 | 5,858.43 | 5,356.32 | 600 | 3,652 | 6,085.28 |
| Philippines | 1,738 | 1,902 | 12,623 | 14,026 | 7,262.92 | 7,374.26 | 228 | 1,730 | 7,587.28 |
| Other East Asia | 18,967 | 14,697 | 106,054 | 91,363 | 5,591.51 | 6,216.42 | 1,713 | 11,040 | 6,444.57 |
| Korea, Rep of | 2,270 | 2,731 | 15,682 | 19,052 | 6,908.45 | 6,979.97 | 1,190 | 8,249 | 6,932.34 |
| Hong Kong | 6,097 | 3,776 | 34,182 | 24,378 | 5,606.31 | 6,455.98 | 523 | 2,791 | 5,336.04 |
| Taiwan | 10,600 | 8,190 | 56,190 | 47,923 | 5,300.98 | 5,851.36 | 0 | 0 | .00 |
| Oceania | 2,776 | 3,045 | 18,688 | 19,631 | 6,732.03 | 6,447.09 | 195 | 1,358 | 6,965.30 |
| Australia | 2,318 | 2,534 | 15,691 | 16,387 | 6,769.26 | 6,466.95 | 195 | 1,358 | 6,965.30 |
| Africa | 6,015 | 2,881 | 31,483 | 12,726 | 5,234.08 | 4,417.29 | 315 | 1,456 | 4,621.87 |
| N Africa | 3,553 | 91 | 20,264 | 264 | 5,703.30 | 2,896.24 | 17 | 40 | 2,373.53 |
| Egypt | 3,553 | 91 | 20,264 | 264 | 5,703.30 | 2,896.24 | 17 | 40 | 2,373.53 |
| Sub-Sahara | 2,462 | 2,790 | 11,219 | 12,463 | 4,556.93 | 4,466.90 | 298 | 1,416 | 4,750.13 |
| Developed countries | 156,284 | 135,093 | 948,135 | 858,857 | 6,066.74 | 6,357.52 | 7,354 | 42,795 | 5,819.26 |
| Developing countries | 64,734 | 52,231 | 430,683 | 342,398 | 6,653.11 | 6,555.45 | 3,478 | 23,441 | 6,739.94 |
| Tobacco - light air-cured(MT): | | | | | | | | | |
| World | 54,042 | 44,262 | 407,010 | 337,784 | 7,531.36 | 7,631.47 | 2,858 | 20,053 | 7,016.30 |
| W Europe | 27,768 | 21,826 | 209,516 | 167,013 | 7,545.24 | 7,652.04 | 2,135 | 15,187 | 7,113.22 |
| European Union | 25,137 | 20,101 | 189,525 | 154,031 | 7,539.66 | 7,662.86 | 2,070 | 14,904 | 7,200.00 |
| Denmark | 1,666 | 990 | 12,695 | 7,886 | 7,620.23 | 7,966.07 | 198 | 1,594 | 8,052.02 |
| Netherlands | 7,586 | 5,129 | 57,679 | 40,161 | 7,603.30 | 7,830.16 | 649 | 5,193 | 8,002.10 |
| Belgium and Luxembourg | 785 | 1,311 | 6,091 | 10,370 | 7,759.42 | 7,909.68 | 71 | 638 | 8,992.07 |
| France | 546 | 410 | 4,455 | 3,351 | 8,159.00 | 8,172.26 | 0 | 0 | .00 |
| Germany | 12,618 | 9,433 | 94,660 | 72,139 | 7,502.01 | 7,647.46 | 857 | 6,457 | 7,534.46 |
| Spain, incl Canary Is | 318 | 1,218 | 2,166 | 10,410 | 6,810.19 | 8,546.88 | 0 | 0 | .00 |
| Italy | 1,069 | 1,468 | 8,548 | 8,826 | 7,896.45 | 6,011.86 | 295 | 1,021 | 3,460.55 |
| Other W Europe | 2,631 | 1,725 | 18,992 | 12,982 | 7,598.54 | 7,525.85 | 65 | 283 | 4,349.86 |
| Sweden | 749 | 264 | 5,681 | 1,932 | 7,585.22 | 7,316.62 | 0 | 0 | .00 |
| Switzerland | 1,677 | 1,167 | 12,716 | 3,839 | 7,582.60 | 7,674.41 | 13 | 101 | 7,800.85 |
| E Europe | 856 | 1,061 | 3,765 | 5,032 | 4,399.22 | 4,742.55 | 0 | 0 | .00 |
| Poland | 658 | 979 | 2,946 | 4,382 | 4,477.22 | 4,476.40 | 0 | 0 | .00 |
| Asia | 25,078 | 21,054 | 191,406 | 163,492 | 7,632.41 | 7,765.36 | 698 | 4,647 | 6,657.02 |
| W Asia (Mideast) | 5,670 | 1,537 | 43,112 | 11,155 | 7,603.58 | 7,257.44 | 0 | 0 | .00 |
| Turkey | 5,413 | 1,148 | 41,320 | 8,888 | 7,633.41 | 7,742.02 | 0 | 0 | .00 |
| Japan | 11,061 | 11,222 | 85,105 | 87,701 | 7,694.12 | 7,815.05 | 245 | 1,097 | 4,476.68 |
| Southeast Asia | 5,934 | 6,882 | 44,882 | 53,916 | 7,563.60 | 7,834.35 | 388 | 3,078 | 7,933.27 |
| Thailand | 3,213 | 4,026 | 24,530 | 32,107 | 7,634.71 | 7,874.89 | 0 | 0 | .00 |

See footnotes at end of table.

Appendix table A-2--U.S. agricultural exports: Quantity, value, and unit value by commodity and country, October-August 1992/93 and 1993/94, and August 1994--continued

| Commodity and country | October-August | | | | | | August 1994 | | |
|---------------------------------------|----------------|-----------|-------------------|-----------|-----------------|-----------|-------------|-------------------|-----------------|
| | Quantity | | Value (1,000 dol) | | Unit value (\$) | | Quantity | Value (1,000 dol) | Unit value (\$) |
| | 1992/93 | 1993/94 | 1992/93 | 1993/94 | 1992/93 | 1993/94 | | | |
| Tobacco - light air-cured(MT): | | | | | | | | | |
| Singapore | 976 | 1,362 | 7,062 | 10,493 | 7,235.68 | 7,704.24 | 222 | 1,774 | 7,990.35 |
| Philippines | 1,409 | 1,159 | 10,417 | 8,806 | 7,393.04 | 7,598.07 | 166 | 1,304 | 7,856.92 |
| Other East Asia | 2,412 | 1,411 | 18,299 | 10,703 | 7,586.79 | 7,585.52 | 55 | 472 | 7,256.98 |
| Hong Kong | 1,850 | 1,268 | 14,373 | 9,757 | 7,769.14 | 7,694.80 | 65 | 472 | 7,256.98 |
| Developed countries | 39,382 | 33,744 | 298,381 | 259,113 | 7,576.58 | 7,678.80 | 2,405 | 16,503 | 6,861.87 |
| Developing countries | 14,660 | 10,518 | 108,629 | 78,671 | 7,409.89 | 7,479.63 | 453 | 3,550 | 7,836.23 |
| Tobacco - flue cured(MT): | | | | | | | | | |
| World | 125,582 | 106,457 | 834,909 | 730,595 | 6,648.32 | 6,863.76 | 4,653 | 32,326 | 6,947.34 |
| W Europe | 52,225 | 35,554 | 347,395 | 246,265 | 6,651.88 | 6,926.52 | 2,203 | 16,158 | 7,334.59 |
| European Union | 48,307 | 32,835 | 328,812 | 227,911 | 6,668.66 | 6,941.08 | 1,769 | 13,060 | 7,382.44 |
| Denmark | 3,635 | 2,503 | 26,772 | 18,458 | 7,364.96 | 7,374.44 | 646 | 4,829 | 7,474.79 |
| United Kingdom | 6,840 | 4,473 | 51,578 | 32,629 | 7,540.65 | 7,294.65 | 137 | 914 | 6,668.62 |
| Netherlands | 8,147 | 6,208 | 55,351 | 43,548 | 6,794.06 | 7,014.75 | 348 | 2,447 | 7,032.46 |
| Belgium and Luxembourg | 6,722 | 3,040 | 37,120 | 22,355 | 5,522.11 | 7,353.77 | 175 | 1,422 | 8,123.30 |
| Germany | 18,555 | 11,818 | 128,218 | 81,196 | 6,910.15 | 6,870.50 | 463 | 3,448 | 7,447.84 |
| Spain, incl Canary Is | 725 | 1,477 | 5,432 | 10,660 | 7,492.06 | 7,217.56 | 0 | 0 | .00 |
| Italy | 2,826 | 1,758 | 11,929 | 9,844 | 4,221.07 | 5,599.65 | 0 | 0 | .00 |
| Other W Europe | 2,918 | 2,719 | 18,583 | 18,355 | 6,368.35 | 6,750.60 | 434 | 3,099 | 7,139.56 |
| Asia | 67,467 | 66,473 | 446,480 | 455,313 | 6,617.75 | 6,849.59 | 2,213 | 14,426 | 6,518.58 |
| W Asia (Mideast) | 12,134 | 5,038 | 79,553 | 32,984 | 6,564.41 | 6,547.18 | 2 | 15 | 7,471.50 |
| Turkey | 11,758 | 4,265 | 77,131 | 28,159 | 6,559.90 | 6,602.32 | 0 | 0 | .00 |
| Japan | 29,004 | 35,704 | 213,904 | 265,893 | 7,374.99 | 7,447.15 | 0 | 0 | .00 |
| Southeast Asia | 11,262 | 11,704 | 64,152 | 71,483 | 5,696.31 | 6,107.56 | 623 | 3,624 | 5,817.00 |
| Thailand | 4,394 | 4,859 | 29,595 | 33,924 | 6,735.35 | 6,981.78 | 0 | 0 | .00 |
| Malaysia | 4,586 | 3,086 | 19,271 | 17,115 | 4,202.18 | 5,545.97 | 178 | 1,080 | 6,069.17 |
| Singapore | 1,273 | 2,656 | 7,965 | 12,244 | 6,256.72 | 4,610.01 | 355 | 1,870 | 5,266.51 |
| Other East Asia | 14,724 | 13,104 | 86,123 | 80,448 | 5,849.17 | 6,139.20 | 1,547 | 10,450 | 6,755.25 |
| Korea, Rep of | 1,708 | 2,582 | 11,756 | 18,064 | 6,882.76 | 6,996.16 | 1,190 | 8,249 | 6,932.34 |
| Hong Kong | 3,033 | 2,332 | 18,422 | 14,461 | 6,073.71 | 6,201.26 | 357 | 2,201 | 6,164.95 |
| Taiwan | 9,983 | 8,190 | 55,946 | 47,923 | 5,604.11 | 5,851.36 | 0 | 0 | .00 |
| Oceania | 2,103 | 2,312 | 16,854 | 17,567 | 8,014.29 | 7,641.36 | 146 | 1,132 | 7,753.37 |
| Australia | 1,725 | 1,921 | 14,021 | 14,646 | 8,128.17 | 7,623.95 | 146 | 1,132 | 7,753.37 |
| Africa | 3,187 | 1,181 | 20,975 | 5,029 | 6,581.48 | 4,257.95 | 10 | 76 | 7,583.40 |
| N Africa | 2,499 | 0 | 17,782 | 0 | 7,115.62 | .00 | 0 | 0 | .00 |
| Egypt | 2,499 | 0 | 17,782 | 0 | 7,115.62 | .00 | 0 | 0 | .00 |
| Developed countries | 83,718 | 73,742 | 580,168 | 530,621 | 6,930.03 | 7,195.64 | 2,362 | 17,335 | 7,339.17 |
| Developing countries | 41,864 | 32,413 | 254,741 | 197,846 | 6,084.96 | 6,103.90 | 2,291 | 14,991 | 6,543.36 |
| Other tobacco - unmg(MT): | | | | | | | | | |
| World | 41,394 | 36,907 | 136,898 | 135,004 | 3,307.20 | 3,657.96 | 3,321 | 13,858 | 4,172.77 |
| Canada | 3,264 | 87 | 2,179 | 245 | 667.66 | 2,814.07 | 12 | 80 | 6,667.33 |
| Latin America | 1,634 | 1,915 | 47,154 | 46,931 | 28,858.24 | 24,507.15 | 167 | 2,879 | 17,240.15 |
| Caribbean | 1,460 | 1,529 | 44,656 | 42,297 | 30,585.97 | 27,663.32 | 166 | 2,871 | 17,294.69 |
| Dominican Republic | 1,292 | 1,341 | 42,835 | 40,759 | 33,154.07 | 30,394.39 | 166 | 2,871 | 17,294.69 |
| S America | 44 | 106 | 1,588 | 2,961 | 36,100.11 | 27,937.57 | 0 | 0 | .00 |
| Chile | 26 | 84 | 1,483 | 2,780 | 57,050.54 | 33,093.44 | 0 | 0 | .00 |
| W Europe | 18,510 | 13,482 | 60,853 | 60,770 | 3,287.55 | 4,507.52 | 2,028 | 8,712 | 4,295.75 |
| European Union | 15,892 | 11,670 | 52,097 | 53,203 | 3,278.17 | 4,558.98 | 1,744 | 7,348 | 4,213.49 |
| Denmark | 2,003 | 1,675 | 1,772 | 2,045 | 884.53 | 1,221.12 | 426 | 354 | 831.98 |
| United Kingdom | 2,282 | 1,623 | 3,671 | 4,941 | 1,608.60 | 3,044.17 | 144 | 712 | 4,944.40 |
| Netherlands | 4,135 | 3,708 | 20,294 | 21,757 | 4,907.96 | 5,867.56 | 706 | 4,081 | 5,780.71 |
| Belgium and Luxembourg | 618 | 821 | 983 | 1,869 | 1,588.58 | 2,276.38 | 117 | 189 | 1,617.49 |
| France | 1,023 | 568 | 3,116 | 3,372 | 3,046.39 | 5,936.65 | 0 | 0 | .00 |
| Germany | 3,250 | 523 | 5,822 | 882 | 1,791.40 | 1,687.32 | 77 | 180 | 2,432.49 |
| Spain, incl Canary Is | 1,909 | 2,397 | 12,536 | 15,083 | 6,566.74 | 6,453.89 | 274 | 1,831 | 6,611.83 |
| Italy | 474 | 415 | 3,416 | 3,254 | 7,206.82 | 7,841.41 | 0 | 0 | .00 |
| Other W Europe | 2,618 | 1,812 | 8,756 | 7,567 | 3,344.48 | 4,176.07 | 284 | 1,363 | 4,800.80 |
| Sweden | 1,534 | 1,022 | 4,463 | 3,112 | 2,909.61 | 3,044.52 | 129 | 240 | 1,861.27 |
| Norway | 343 | 462 | 2,182 | 2,667 | 6,362.57 | 5,773.30 | 115 | 696 | 6,048.29 |
| Finland | 280 | 147 | 1,663 | 437 | 5,937.93 | 2,970.41 | 34 | 404 | 11,877.18 |
| Asia | 14,183 | 19,169 | 14,302 | 18,926 | 1,007.67 | 987.30 | 785 | 800 | 1,018.93 |
| W Asia (Mideast) | 1,068 | 4,947 | 4,367 | 9,051 | 4,088.96 | 1,829.64 | 64 | 41 | 637.84 |
| Turkey | 612 | 4,764 | 3,787 | 8,539 | 6,187.46 | 1,782.50 | 19 | 3 | 179.58 |
| Japan | 10,567 | 13,402 | 5,742 | 7,275 | 543.37 | 542.79 | 523 | 158 | 302.43 |
| Southeast Asia | 665 | 536 | 2,009 | 1,754 | 3,020.45 | 3,272.17 | 67 | 317 | 4,727.72 |
| Other East Asia | 1,831 | 182 | 1,632 | 211 | 891.21 | 1,161.99 | 101 | 118 | 1,169.88 |
| Hong Kong | 1,214 | 176 | 1,387 | 159 | 1,142.70 | 905.90 | 101 | 118 | 1,169.88 |
| Africa | 2,828 | 1,700 | 10,508 | 7,698 | 3,715.64 | 4,527.89 | 305 | 1,380 | 4,524.77 |
| N Africa | 1,054 | 81 | 2,482 | 264 | 2,354.75 | 2,896.24 | 17 | 40 | 2,373.53 |
| Egypt | 1,054 | 81 | 2,482 | 264 | 2,354.75 | 2,896.24 | 17 | 40 | 2,373.53 |
| Sub-Saharan | 1,774 | 1,609 | 8,026 | 7,434 | 4,524.19 | 4,620.27 | 288 | 1,340 | 4,651.75 |
| Nigeria | 1,487 | 1,563 | 7,209 | 7,191 | 4,815.74 | 4,600.48 | 288 | 1,340 | 4,651.75 |
| Developed countries | 33,184 | 27,607 | 69,586 | 69,129 | 2,096.97 | 2,503.81 | 2,587 | 8,957 | 3,462.29 |
| Developing countries | 8,210 | 9,300 | 67,313 | 65,881 | 8,198.86 | 7,084.03 | 734 | 4,901 | 6,676.91 |
| Cotton, ex linters(MT): | | | | | | | | | |
| World | 1,071,256 | 1,483,281 | 1,452,268 | 2,170,895 | 1,355.67 | 1,453.84 | 115,706 | 189,827 | 1,640.60 |
| Canada | 28,608 | 33,636 | 47,758 | 53,596 | 1,612.99 | 1,593.41 | 4,666 | 7,138 | 1,530.09 |
| Latin America | 214,170 | 260,037 | 270,688 | 354,873 | 1,263.89 | 1,364.70 | 16,552 | 26,299 | 1,588.85 |
| Mexico | 122,086 | 129,335 | 153,387 | 185,353 | 1,256.38 | 1,433.13 | 8,822 | 14,989 | 1,680.03 |
| Central America | 17,598 | 26,876 | 22,545 | 36,817 | 1,281.10 | 1,369.88 | 2,078 | 3,175 | 1,527.68 |
| S America | 74,253 | 103,787 | 94,431 | 132,647 | 1,271.75 | 1,278.07 | 5,552 | 8,135 | 1,465.21 |
| Colombia | 15,893 | 12,360 | 21,563 | 16,495 | 1,348.30 | 1,334.52 | 1,173 | 1,906 | 1,625.16 |
| Brazil | 43,008 | 58,216 | 52,541 | 84,714 | 1,221.66 | 1,241.85 | 1,280 | 2,302 | 1,798.49 |
| W Europe | 89,878 | 67,088 | 137,186 | 102,904 | 1,524.77 | 1,533.64 | 5,039 | 8,632 | 1,713.05 |

See footnotes at end of table.

Appendix table A-2--U.S. agricultural exports: Quantity, value, and unit value by commodity and country, October-August 1992/93 and 1993/94, and August 1994--continued

| Commodity and country | October-August | | | | | | August 1994 | | |
|-------------------------|----------------|-----------|-------------------|-----------|-----------------|-----------|-------------|-------------------|-----------------|
| | Quantity | | Value (1,000 dol) | | Unit value (\$) | | Quantity | Value (1,000 dol) | Unit value (\$) |
| | 1992/93 | 1993/94 | 1992/93 | 1993/94 | 1992/93 | 1993/94 | | | |
| Cotton, ex linters(MT): | | | | | | | | | |
| European Union | 75,952 | 56,566 | 116,564 | 86,230 | 1,534.70 | 1,524.41 | 3,010 | 5,016 | 1,666.46 |
| United Kingdom | 13,078 | 13,197 | 18,492 | 18,604 | 1,413.99 | 1,409.71 | 1,230 | 1,914 | 1,556.39 |
| Germany | 15,879 | 9,601 | 27,021 | 16,298 | 1,701.69 | 1,697.51 | 432 | 860 | 1,991.28 |
| Italy | 28,586 | 18,520 | 43,396 | 27,409 | 1,518.07 | 1,479.97 | 521 | 904 | 1,735.73 |
| Other W Europe | 14,026 | 10,532 | 20,632 | 16,675 | 1,470.98 | 1,583.24 | 2,029 | 3,616 | 1,782.16 |
| Switzerland | 8,875 | 5,911 | 14,757 | 10,699 | 1,660.53 | 1,809.97 | 1,303 | 2,474 | 1,898.66 |
| E Europe | 22,360 | 12,250 | 33,667 | 15,812 | 1,505.70 | 1,290.80 | 987 | 1,769 | 1,792.49 |
| Romania | 15,612 | 11,182 | 24,939 | 13,949 | 1,597.43 | 1,247.42 | 0 | 0 | .00 |
| Asia | 630,475 | 1,109,422 | 841,500 | 1,628,468 | 1,334.71 | 1,467.85 | 88,073 | 145,462 | 1,651.60 |
| W Asia (Mideast) | 23,354 | 11,892 | 31,648 | 15,179 | 1,355.16 | 1,360.53 | 683 | 1,005 | 1,471.77 |
| Turkey | 22,606 | 11,565 | 30,518 | 15,722 | 1,349.99 | 1,359.47 | 683 | 1,005 | 1,471.77 |
| S Asia | 9,569 | 35,141 | 15,203 | 58,390 | 1,588.82 | 1,661.60 | 2,325 | 4,020 | 1,728.82 |
| Pakistan | 1,241 | 21,602 | 2,242 | 36,578 | 1,806.99 | 1,693.28 | 57 | 85 | 1,496.49 |
| Japan | 173,703 | 168,359 | 244,945 | 243,257 | 1,410.14 | 1,444.92 | 7,805 | 12,436 | 1,593.34 |
| China | 160 | 296,843 | 158 | 485,412 | 987.92 | 1,635.25 | 39,268 | 68,749 | 1,750.76 |
| Southeast Asia | 144,726 | 250,559 | 186,787 | 345,684 | 1,290.63 | 1,379.65 | 16,436 | 24,995 | 1,520.74 |
| Thailand | 28,556 | 62,447 | 37,018 | 86,674 | 1,296.32 | 1,387.96 | 4,669 | 7,396 | 1,584.13 |
| Indonesia | 88,518 | 140,915 | 117,523 | 196,987 | 1,327.67 | 1,397.91 | 9,331 | 13,972 | 1,497.41 |
| Philippines | 22,639 | 37,087 | 25,442 | 46,501 | 1,413.95 | 1,253.85 | 2,264 | 3,295 | 1,455.45 |
| Other East Asia | 278,963 | 346,634 | 362,758 | 479,545 | 1,300.38 | 1,383.43 | 21,556 | 34,257 | 1,589.21 |
| Korea, Rep of | 207,774 | 199,025 | 285,280 | 279,870 | 1,373.03 | 1,406.20 | 14,217 | 22,337 | 1,571.16 |
| Hong Kong | 14,780 | 73,703 | 15,970 | 99,945 | 1,080.52 | 1,356.05 | 5,669 | 9,229 | 1,628.06 |
| Taiwan | 56,409 | 73,887 | 61,508 | 99,703 | 1,090.39 | 1,349.40 | 1,670 | 2,630 | 1,610.96 |
| Africa | 81,070 | 10,833 | 116,578 | 15,330 | 1,437.89 | 1,415.09 | 390 | 528 | 1,353.08 |
| N Africa | 44,309 | 7,431 | 63,963 | 10,635 | 1,443.56 | 1,431.19 | 390 | 528 | 1,353.08 |
| Egypt | 37,063 | 0 | 53,813 | 0 | 1,451.94 | .00 | 0 | 0 | .00 |
| Sub-Sahara | 36,761 | 3,402 | 52,615 | 4,695 | 1,431.27 | 1,379.90 | 0 | 0 | .00 |
| Former Ethiopia | 26,288 | 3,054 | 39,146 | 4,100 | 1,489.10 | 1,342.36 | 0 | 0 | .00 |
| Developed countries | 294,258 | 269,584 | 431,443 | 400,577 | 1,466.21 | 1,485.91 | 17,509 | 28,206 | 1,610.94 |
| Developing countries | 773,247 | 922,539 | 1,015,794 | 1,278,237 | 1,313.67 | 1,385.56 | 58,871 | 92,758 | 1,575.62 |
| Other countries | 3,751 | 301,158 | 5,031 | 492,180 | 1,341.35 | 1,634.29 | 39,326 | 68,863 | 1,751.08 |
| Cotton linters(MT): | | | | | | | | | |
| World | 34,043 | 68,855 | 10,666 | 18,520 | 313.31 | 268.97 | 7,046 | 1,975 | 280.33 |
| Canada | 2,524 | 2,527 | 1,015 | 941 | 402.32 | 372.46 | 402 | 152 | 377.98 |
| Latin America | 9,773 | 34,019 | 2,257 | 8,373 | 230.94 | 245.11 | 4,016 | 995 | 247.88 |
| Mexico | 9,128 | 17,026 | 1,988 | 3,230 | 217.74 | 189.72 | 3,926 | 940 | 239.49 |
| Central America | 501 | 565 | 209 | 717 | 417.56 | 1,268.97 | 25 | 36 | 1,420.08 |
| Guatemala | 0 | 470 | 0 | 633 | .00 | 1,346.69 | 0 | 0 | .00 |
| S America | 0 | 16,250 | 0 | 4,353 | .00 | 267.88 | 65 | 20 | 303.20 |
| Brazil | 0 | 16,004 | 0 | 4,264 | .00 | 266.45 | 0 | 0 | .00 |
| W Europe | 7,955 | 9,575 | 2,639 | 2,932 | 331.79 | 306.25 | 187 | 79 | 421.70 |
| European Union | 7,955 | 9,395 | 2,639 | 2,712 | 331.79 | 288.71 | 187 | 79 | 421.70 |
| United Kingdom | 239 | 1,859 | 72 | 576 | 303.10 | 310.04 | 86 | 40 | 460.50 |
| Belgium and Luxembourg | 2,248 | 911 | 758 | 268 | 337.11 | 294.47 | 0 | 0 | .00 |
| Germany | 5,429 | 6,175 | 1,787 | 1,634 | 331.02 | 264.68 | 88 | 24 | 275.78 |
| Other W Europe | 0 | 180 | 0 | 220 | .00 | 1,221.92 | 0 | 0 | .00 |
| Asia | 13,791 | 22,717 | 4,754 | 6,145 | 344.74 | 270.50 | 2,441 | 749 | 306.82 |
| Japan | 13,721 | 12,690 | 4,642 | 3,358 | 338.33 | 264.64 | 188 | 42 | 225.12 |
| China | 0 | 5,400 | 0 | 1,178 | .00 | 218.05 | 0 | 0 | .00 |
| Southeast Asia | 38 | 2,630 | 17 | 783 | 454.21 | 297.84 | 2,253 | 707 | 313.63 |
| Singapore | 0 | 2,209 | 0 | 675 | .00 | 305.62 | 2,207 | 669 | 303.07 |
| Other East Asia | 26 | 1,913 | 89 | 800 | 3,423.08 | 418.34 | 0 | 0 | .00 |
| Korea, Rep of | 0 | 1,496 | 0 | 674 | .00 | 450.48 | 0 | 0 | .00 |
| Developed countries | 24,200 | 24,876 | 8,287 | 7,257 | 342.85 | 291.74 | 777 | 273 | 351.52 |
| Developing countries | 9,843 | 38,562 | 2,369 | 9,956 | 240.69 | 258.18 | 6,269 | 1,702 | 271.51 |
| Other countries | 0 | 5,417 | 0 | 1,307 | .00 | 241.22 | 0 | 0 | .00 |
| Essential oils(MT): | | | | | | | | | |
| World | 12,188 | 14,147 | 169,806 | 189,268 | 13,920.84 | 13,378.68 | 1,188 | 16,520 | 13,906.04 |
| Canada | 1,168 | 996 | 11,793 | 11,469 | 10,097.09 | 11,515.23 | 103 | 1,201 | 11,660.34 |
| Latin America | 2,499 | 3,384 | 29,634 | 33,199 | 11,858.43 | 9,810.45 | 232 | 2,913 | 12,557.36 |
| Mexico | 1,893 | 2,719 | 19,190 | 21,615 | 10,137.23 | 7,949.72 | 170 | 2,076 | 12,213.71 |
| Central America | 125 | 142 | 1,925 | 1,805 | 15,399.83 | 12,710.37 | 27 | 216 | 7,995.07 |
| S America | 385 | 481 | 7,899 | 9,415 | 20,517.71 | 19,573.23 | 29 | 567 | 19,545.59 |
| Brazil | 96 | 141 | 1,600 | 2,316 | 16,664.88 | 16,425.32 | 7 | 78 | 11,159.00 |
| Argentina | 52 | 58 | 1,836 | 1,555 | 35,304.90 | 26,804.10 | 5 | 147 | 29,429.60 |
| W Europe | 4,973 | 5,466 | 75,595 | 88,187 | 15,200.99 | 16,135.62 | 456 | 7,593 | 16,650.66 |
| European Union | 4,171 | 5,018 | 71,230 | 85,574 | 17,077.55 | 17,053.48 | 436 | 7,353 | 16,864.65 |
| Denmark | 63 | 86 | 1,373 | 2,506 | 21,796.68 | 29,137.32 | 9 | 247 | 27,473.89 |
| United Kingdom | 1,178 | 1,419 | 22,050 | 26,239 | 18,718.27 | 18,491.16 | 116 | 2,012 | 17,341.47 |
| Ireland | 220 | 495 | 3,662 | 6,132 | 16,647.16 | 12,387.74 | 33 | 360 | 10,806.79 |
| Netherlands | 1,166 | 1,023 | 8,508 | 8,162 | 7,286.77 | 8,955.84 | 76 | 956 | 12,573.28 |
| Belgium and Luxembourg | 312 | 386 | 9,923 | 11,590 | 31,804.89 | 30,026.41 | 23 | 1,438 | 62,536.30 |
| France | 650 | 880 | 15,043 | 19,041 | 23,143.26 | 21,637.90 | 56 | 1,322 | 23,614.82 |
| Germany | 436 | 518 | 7,234 | 7,305 | 16,591.29 | 14,102.44 | 51 | 634 | 12,429.29 |
| Spain, incl Canary Is | 84 | 137 | 1,798 | 1,892 | 21,400.28 | 13,813.85 | 68 | 330 | 4,858.31 |
| Other W Europe | 802 | 448 | 4,364 | 2,623 | 5,441.49 | 5,854.75 | 20 | 240 | 11,985.45 |
| Switzerland | 720 | 423 | 3,404 | 2,291 | 4,728.20 | 5,273.79 | 19 | 218 | 11,464.74 |
| Asia | 3,202 | 3,836 | 46,295 | 48,967 | 14,458.27 | 12,765.06 | 341 | 4,205 | 12,331.80 |
| Japan | 1,362 | 1,624 | 21,424 | 22,965 | 15,730.10 | 14,141.08 | 133 | 1,482 | 11,145.16 |
| China | 354 | 324 | 1,842 | 1,838 | 5,203.35 | 5,671.83 | 17 | 167 | 9,848.41 |
| Southeast Asia | 339 | 421 | 7,020 | 5,423 | 20,706.74 | 12,882.13 | 49 | 566 | 11,551.57 |
| Philippines | 127 | 87 | 3,609 | 1,977 | 28,414.94 | 22,727.69 | 8 | 182 | 22,742.50 |
| Other East Asia | 976 | 1,354 | 13,821 | 16,775 | 14,160.62 | 12,388.86 | 142 | 1,984 | 13,972.47 |

See footnotes at end of table.

Appendix table A-2--U.S. agricultural exports: Quantity, value, and unit value by commodity and country, October-August 1992/93 and 1993/94, and August 1994--continued

| Commodity and country | October-August | | | | | | August 1994 | | |
|--|----------------|---------|-------------------|-----------|-----------------|-----------|-------------|-------------------|-----------------|
| | Quantity | | Value (1,000 dol) | | Unit value (\$) | | Quantity | Value (1,000 dol) | Unit value (\$) |
| | 1992/93 | 1993/94 | 1992/93 | 1993/94 | 1992/93 | 1993/94 | | | |
| Essential oils(MT): | | | | | | | | | |
| Korea, Rep of | 160 | 309 | 4,129 | 6,218 | 25,103.71 | 20,121.64 | 28 | 812 | 28,986.86 |
| Hong Kong | 677 | 908 | 7,142 | 8,076 | 10,548.79 | 8,893.88 | 99 | 866 | 8,746.12 |
| Taiwan | 139 | 137 | 2,551 | 2,481 | 18,349.90 | 18,111.55 | 15 | 307 | 20,439.53 |
| Oceania | 226 | 127 | 3,806 | 2,507 | 16,842.02 | 19,739.39 | 23 | 231 | 10,051.48 |
| Australia | 195 | 113 | 3,403 | 2,278 | 17,450.89 | 20,155.51 | 15 | 140 | 9,316.87 |
| Africa | 114 | 316 | 2,173 | 3,982 | 19,061.05 | 12,599.87 | 32 | 374 | 11,698.59 |
| Sub-Sahara | 102 | 292 | 1,961 | 3,561 | 19,229.26 | 12,195.75 | 27 | 322 | 11,931.96 |
| Developed countries | 7,796 | 8,293 | 114,102 | 127,123 | 14,635.91 | 15,328.94 | 741 | 10,774 | 14,540.46 |
| Developing countries | 4,046 | 5,509 | 53,752 | 59,376 | 13,285.27 | 10,778.08 | 430 | 5,578 | 12,973.18 |
| Other countries | 356 | 345 | 1,953 | 2,769 | 5,484.93 | 8,025.72 | 17 | 167 | 9,848.41 |
| Seeds - field & garden(MT): | | | | | | | | | |
| World | 508,471 | 461,388 | 602,010 | 562,860 | 1,183.96 | 1,219.93 | 14,939 | 31,941 | 2,138.09 |
| Canada | 37,775 | 43,431 | 68,567 | 70,344 | 1,815.15 | 1,619.58 | 1,613 | 2,823 | 1,750.01 |
| Latin America | 226,904 | 161,376 | 151,930 | 147,643 | 669.58 | 914.90 | 7,839 | 15,483 | 1,975.17 |
| Mexico | 205,856 | 140,906 | 102,804 | 95,089 | 499.40 | 674.84 | 6,262 | 11,623 | 1,856.06 |
| Central America | 2,735 | 5,757 | 8,032 | 7,810 | 2,936.91 | 1,356.66 | 376 | 846 | 2,249.70 |
| S America | 17,730 | 13,850 | 38,796 | 42,184 | 2,188.16 | 3,045.74 | 1,171 | 2,947 | 2,516.75 |
| Chile | 1,003 | 2,103 | 3,383 | 5,968 | 3,373.21 | 2,837.89 | 401 | 1,110 | 2,766.98 |
| Argentina | 7,114 | 6,362 | 18,347 | 20,280 | 2,578.93 | 3,187.64 | 308 | 625 | 2,028.85 |
| W Europe | 140,266 | 93,890 | 212,067 | 176,813 | 1,511.89 | 1,883.19 | 1,365 | 3,487 | 2,554.31 |
| European Union | 126,725 | 90,302 | 204,666 | 171,952 | 1,615.04 | 1,904.19 | 1,361 | 3,443 | 2,530.06 |
| United Kingdom | 5,550 | 6,576 | 10,164 | 9,804 | 1,831.43 | 1,490.86 | 93 | 641 | 6,894.11 |
| Netherlands | 11,315 | 12,688 | 26,941 | 29,234 | 2,381.00 | 2,304.10 | 182 | 730 | 4,009.49 |
| Belgium and Luxembourg | 3,270 | 1,166 | 6,412 | 1,399 | 1,960.80 | 1,200.11 | 1 | 16 | 15,602.00 |
| France | 29,582 | 15,084 | 48,738 | 31,233 | 1,647.55 | 2,070.59 | 54 | 389 | 7,085.83 |
| Germany | 4,291 | 4,985 | 9,714 | 9,928 | 2,263.85 | 1,991.59 | 184 | 399 | 2,167.33 |
| Spain, incl Canary Is | 6,407 | 7,612 | 12,541 | 13,493 | 1,957.46 | 1,772.62 | 551 | 705 | 1,279.14 |
| Italy | 57,223 | 32,047 | 74,370 | 56,125 | 1,299.65 | 1,751.32 | 275 | 486 | 1,768.76 |
| Greece | 4,529 | 7,732 | 9,096 | 15,534 | 2,008.47 | 2,009.03 | 1 | 28 | 28,143.00 |
| Other W Europe | 13,541 | 3,588 | 7,401 | 4,861 | 546.53 | 1,354.74 | 4 | 43 | 10,805.00 |
| E Europe | 5,408 | 2,310 | 12,421 | 2,475 | 2,296.87 | 1,071.47 | 0 | 0 | .00 |
| Romania | 4,880 | 15 | 11,364 | 136 | 2,328.68 | 9,086.33 | 0 | 0 | .00 |
| Former Soviet Union | 18,310 | 25,517 | 27,736 | 29,155 | 1,514.80 | 1,142.59 | 2 | 51 | 25,350.00 |
| Russia | 60 | 9,610 | 306 | 13,300 | 5,102.48 | 1,383.96 | 2 | 51 | 25,350.00 |
| Ukraine | 18,034 | 2,250 | 27,258 | 2,555 | 1,511.48 | 1,135.71 | 0 | 0 | .00 |
| Asia | 69,887 | 105,128 | 105,599 | 107,876 | 1,511.00 | 1,026.14 | 3,304 | 7,830 | 2,369.92 |
| W Asia (Mideast) | 32,891 | 60,542 | 33,059 | 33,101 | 1,005.09 | 546.75 | 305 | 1,194 | 3,915.90 |
| Saudi Arabia | 28,669 | 8,089 | 17,076 | 12,993 | 595.64 | 1,606.30 | 203 | 538 | 2,648.73 |
| Japan | 29,599 | 28,547 | 54,008 | 51,853 | 1,824.67 | 1,816.42 | 2,265 | 4,552 | 2,009.51 |
| Other East Asia | 5,374 | 13,124 | 11,055 | 15,843 | 2,057.17 | 1,207.17 | 574 | 1,117 | 1,946.10 |
| Korea, Rep of | 4,125 | 11,045 | 6,440 | 9,970 | 1,561.09 | 902.64 | 332 | 521 | 1,569.54 |
| Oceania | 5,118 | 4,144 | 8,633 | 8,032 | 1,686.87 | 1,938.34 | 638 | 1,168 | 1,830.01 |
| Australia | 4,029 | 3,209 | 6,558 | 5,963 | 1,627.74 | 1,858.06 | 222 | 547 | 2,464.34 |
| Africa | 4,803 | 25,592 | 15,056 | 20,521 | 3,134.62 | 801.83 | 178 | 1,100 | 6,178.34 |
| N Africa | 2,524 | 12,047 | 9,158 | 13,245 | 3,628.29 | 1,099.45 | 55 | 501 | 9,108.33 |
| Algeria | 1,047 | 10,734 | 4,552 | 7,400 | 4,347.65 | 589.41 | 0 | 0 | .00 |
| Sub-Sahara | 2,279 | 13,545 | 5,898 | 7,275 | 2,587.88 | 537.13 | 123 | 599 | 4,868.19 |
| Developed countries | 215,753 | 220,016 | 350,893 | 314,952 | 1,626.83 | 1,431.49 | 5,971 | 12,431 | 2,081.82 |
| Developing countries | 274,086 | 215,635 | 221,960 | 217,705 | 809.79 | 1,009.60 | 8,934 | 19,395 | 2,171.05 |
| Other countries | 18,623 | 25,737 | 29,057 | 30,204 | 1,560.25 | 1,173.54 | 34 | 114 | 3,360.59 |
| Sugar & tropical prods(NA): | | | | | | | | | |
| World | -- | -- | 949,991 | 1,127,650 | (1) | (1) | -- | 104,560 | (1) |
| Canada | -- | -- | 391,085 | 422,969 | (1) | (1) | -- | 44,862 | (1) |
| Latin America | -- | -- | 193,813 | 238,110 | (1) | (1) | -- | 26,044 | (1) |
| Mexico | -- | -- | 116,911 | 129,399 | (1) | (1) | -- | 11,201 | (1) |
| Central America | -- | -- | 8,791 | 13,164 | (1) | (1) | -- | 1,112 | (1) |
| Caribbean | -- | -- | 45,446 | 53,995 | (1) | (1) | -- | 12,175 | (1) |
| Jamaica | -- | -- | 15,327 | 13,934 | (1) | (1) | -- | 458 | (1) |
| Haiti | -- | -- | 12,981 | 6,946 | (1) | (1) | -- | 0 | (1) |
| Dominican Republic | -- | -- | 3,270 | 19,015 | (1) | (1) | -- | 10,625 | (1) |
| S America | -- | -- | 22,664 | 41,553 | (1) | (1) | -- | 1,554 | (1) |
| Peru | -- | -- | 1,562 | 16,919 | (1) | (1) | -- | 80 | (1) |
| W Europe | -- | -- | 96,255 | 111,532 | (1) | (1) | -- | 7,878 | (1) |
| European Union | -- | -- | 89,180 | 97,042 | (1) | (1) | -- | 5,345 | (1) |
| United Kingdom | -- | -- | 18,516 | 20,660 | (1) | (1) | -- | 1,562 | (1) |
| Belgium and Luxembourg | -- | -- | 2,186 | 12,508 | (1) | (1) | -- | 26 | (1) |
| France | -- | -- | 22,257 | 13,919 | (1) | (1) | -- | 551 | (1) |
| Germany | -- | -- | 15,713 | 32,188 | (1) | (1) | -- | 1,200 | (1) |
| Other W Europe | -- | -- | 7,076 | 14,490 | (1) | (1) | -- | 2,534 | (1) |
| Former Soviet Union | -- | -- | 39,081 | 103,716 | (1) | (1) | -- | 3,703 | (1) |
| Russia | -- | -- | 37,836 | 101,746 | (1) | (1) | -- | 3,508 | (1) |
| Asia | -- | -- | 207,934 | 232,043 | (1) | (1) | -- | 19,820 | (1) |
| W Asia (Mideast) | -- | -- | 21,937 | 17,875 | (1) | (1) | -- | 1,820 | (1) |
| Saudi Arabia | -- | -- | 10,686 | 7,764 | (1) | (1) | -- | 1,110 | (1) |
| Japan | -- | -- | 62,857 | 74,422 | (1) | (1) | -- | 6,595 | (1) |
| Southeast Asia | -- | -- | 35,175 | 33,293 | (1) | (1) | -- | 3,283 | (1) |
| Philippines | -- | -- | 20,400 | 15,002 | (1) | (1) | -- | 1,869 | (1) |
| Other East Asia | -- | -- | 85,194 | 96,274 | (1) | (1) | -- | 7,705 | (1) |
| Korea, Rep of | -- | -- | 37,336 | 34,699 | (1) | (1) | -- | 2,224 | (1) |
| Hong Kong | -- | -- | 32,456 | 41,380 | (1) | (1) | -- | 3,751 | (1) |
| Taiwan | -- | -- | 15,402 | 20,195 | (1) | (1) | -- | 1,730 | (1) |
| Oceania | -- | -- | 17,206 | 14,900 | (1) | (1) | -- | 2,144 | (1) |
| Australia | -- | -- | 12,793 | 10,921 | (1) | (1) | -- | 1,607 | (1) |

See footnotes at end of table.

Appendix table A-2--U.S. agricultural exports: Quantity, value, and unit value by commodity and country, October-August 1992/93 and 1993/94, and August 1994--continued

| Commodity and country | October-August | | | | | | August 1994 | | |
|-----------------------------|----------------|---------|-------------------|---------|-----------------|---------|-------------|-------------------|-----------------|
| | Quantity | | Value (1,000 dol) | | Unit value (\$) | | Quantity | Value (1,000 dol) | Unit value (\$) |
| | 1992/93 | 1993/94 | 1992/93 | 1993/94 | 1992/93 | 1993/94 | | | |
| Sugar & tropical prods(NA): | | | | | | | | | |
| Developed countries | -- | -- | 571,325 | 526,938 | (1) | (1) | -- | 61,647 | (1) |
| Developing countries | -- | -- | 336,973 | 391,831 | (1) | (1) | -- | 38,759 | (1) |
| Other countries | -- | -- | 41,694 | 108,881 | (1) | (1) | -- | 4,154 | (1) |
| Sugar & related prods(NA): | | | | | | | | | |
| World | -- | -- | 332,129 | 385,024 | (1) | (1) | -- | 40,138 | (1) |
| Canada | -- | -- | 143,573 | 149,055 | (1) | (1) | -- | 14,042 | (1) |
| Latin America | -- | -- | 97,167 | 125,878 | (1) | (1) | -- | 16,487 | (1) |
| Mexico | -- | -- | 50,429 | 53,990 | (1) | (1) | -- | 4,528 | (1) |
| Caribbean | -- | -- | 38,514 | 44,131 | (1) | (1) | -- | 11,078 | (1) |
| Bahamas | -- | -- | 3,420 | 2,852 | (1) | (1) | -- | 245 | (1) |
| Jamaica | -- | -- | 14,677 | 13,333 | (1) | (1) | -- | 432 | (1) |
| Dominican Republic | -- | -- | 12,878 | 6,906 | (1) | (1) | -- | 0 | (1) |
| S America | -- | -- | 2,245 | 16,206 | (1) | (1) | -- | 10,138 | (1) |
| Peru | -- | -- | 6,142 | 24,239 | (1) | (1) | -- | 474 | (1) |
| W Europe | -- | -- | 1,244 | 16,305 | (1) | (1) | -- | 0 | (1) |
| European Union | -- | -- | 35,264 | 36,844 | (1) | (1) | -- | 2,305 | (1) |
| United Kingdom | -- | -- | 31,115 | 30,302 | (1) | (1) | -- | 1,872 | (1) |
| Netherlands | -- | -- | 12,889 | 13,283 | (1) | (1) | -- | 806 | (1) |
| France | -- | -- | 3,838 | 1,475 | (1) | (1) | -- | 306 | (1) |
| Germany | -- | -- | 5,157 | 2,877 | (1) | (1) | -- | 293 | (1) |
| Other W Europe | -- | -- | 4,131 | 7,357 | (1) | (1) | -- | 227 | (1) |
| Former Soviet Union | -- | -- | 4,149 | 6,542 | (1) | (1) | -- | 333 | (1) |
| Russia | -- | -- | 2,379 | 9,822 | (1) | (1) | -- | 1,409 | (1) |
| Asia | -- | -- | 1,826 | 9,751 | (1) | (1) | -- | 1,409 | (1) |
| W Asia (Mideast) | -- | -- | 43,214 | 54,219 | (1) | (1) | -- | 4,428 | (1) |
| Saudi Arabia | -- | -- | 9,723 | 6,891 | (1) | (1) | -- | 769 | (1) |
| S Asia | -- | -- | 4,488 | 2,903 | (1) | (1) | -- | 425 | (1) |
| India | -- | -- | 56 | 4,758 | (1) | (1) | -- | 0 | (1) |
| Japan | -- | -- | 26 | 4,743 | (1) | (1) | -- | 0 | (1) |
| Southeast Asia | -- | -- | 12,687 | 19,809 | (1) | (1) | -- | 1,684 | (1) |
| Philippines | -- | -- | 5,727 | 5,584 | (1) | (1) | -- | 849 | (1) |
| Other East Asia | -- | -- | 3,662 | 2,761 | (1) | (1) | -- | 300 | (1) |
| Korea, Rep of | -- | -- | 14,182 | 15,319 | (1) | (1) | -- | 985 | (1) |
| Hong Kong | -- | -- | 8,635 | 6,141 | (1) | (1) | -- | 334 | (1) |
| Oceania | -- | -- | 3,155 | 5,773 | (1) | (1) | -- | 410 | (1) |
| Australia | -- | -- | 9,666 | 8,522 | (1) | (1) | -- | 1,388 | (1) |
| Developed countries | -- | -- | 6,948 | 6,032 | (1) | (1) | -- | 1,032 | (1) |
| Developing countries | -- | -- | 202,788 | 215,531 | (1) | (1) | -- | 19,500 | (1) |
| Other countries | -- | -- | 126,122 | 157,898 | (1) | (1) | -- | 19,084 | (1) |
| Sugar - cane or beet(MT): | | | 3,218 | 11,596 | (1) | (1) | -- | 1,554 | (1) |
| World | 295,989 | 357,860 | 93,517 | 117,676 | 315.85 | 328.83 | 40,134 | 14,118 | 351.78 |
| Canada | 103,530 | 128,072 | 35,408 | 41,264 | 342.00 | 322.19 | 10,647 | 3,445 | 323.55 |
| Latin America | 185,165 | 187,204 | 56,292 | 62,487 | 304.01 | 333.79 | 27,690 | 9,664 | 348.89 |
| Mexico | 70,542 | 22,348 | 22,340 | 7,849 | 316.68 | 351.22 | 1,516 | 577 | 380.41 |
| Caribbean | 110,911 | 110,498 | 32,728 | 37,239 | 285.08 | 337.01 | 26,136 | 8,039 | 345.84 |
| Bahamas | 8,347 | 4,548 | 2,424 | 2,250 | 290.39 | 494.80 | 446 | 225 | 503.97 |
| Jamaica | 48,168 | 36,648 | 13,142 | 11,429 | 272.83 | 311.86 | 939 | 171 | 503.77 |
| Haiti | 45,532 | 22,355 | 12,513 | 6,880 | 274.82 | 307.76 | 0 | 0 | .00 |
| Dominican Republic | 1,607 | 39,689 | 1,396 | 13,389 | 868.47 | 337.35 | 25,000 | 8,481 | 339.24 |
| Barbados | 1,707 | 3,549 | 496 | 1,469 | 280.34 | 413.91 | 145 | 72 | 494.61 |
| Neth Antilles | 4,450 | 2,656 | 2,258 | 1,334 | 507.31 | 502.28 | 107 | 43 | 405.61 |
| S America | 3,539 | 51,978 | 1,065 | 16,260 | 301.06 | 312.83 | 0 | 0 | .00 |
| Peru | 3,428 | 51,889 | 998 | 16,226 | 291.03 | 312.70 | 0 | 0 | .00 |
| Former Soviet Union | 108 | 9,134 | 76 | 5,671 | 705.65 | 620.88 | 1,151 | 663 | 576.30 |
| Russia | 10 | 9,134 | 11 | 5,671 | 1,086.00 | 620.88 | 1,151 | 663 | 576.30 |
| Asia | 708 | 32,549 | 435 | 7,355 | 614.57 | 225.86 | 292 | 131 | 447.36 |
| S Asia | 108 | 14,000 | 30 | 4,627 | 287.07 | 330.47 | 0 | 0 | .00 |
| India | 0 | 14,000 | 0 | 4,627 | .00 | 330.47 | 0 | 0 | .00 |
| Japan | 36 | 16,040 | 87 | 1,599 | 2,416.67 | 99.70 | 0 | 0 | .00 |
| Developed countries | 107,192 | 144,953 | 36,420 | 43,806 | 339.76 | 302.21 | 10,999 | 3,659 | 332.64 |
| Developing countries | 188,689 | 203,773 | 57,021 | 68,200 | 302.20 | 334.68 | 27,984 | 8,797 | 350.09 |
| Other countries | 108 | 9,134 | 76 | 5,671 | 705.65 | 620.88 | 1,151 | 663 | 576.30 |
| Related sugar prods(NA): | | | | | | | | | |
| World | -- | -- | 238,611 | 267,347 | (1) | (1) | -- | 26,019 | (1) |
| Canada | -- | -- | 108,166 | 107,791 | (1) | (1) | -- | 10,597 | (1) |
| Latin America | -- | -- | 40,875 | 63,382 | (1) | (1) | -- | 6,823 | (1) |
| Mexico | -- | -- | 28,080 | 46,141 | (1) | (1) | -- | 3,951 | (1) |
| Caribbean | -- | -- | 5,786 | 6,892 | (1) | (1) | -- | 2,039 | (1) |
| Dominican Republic | -- | -- | 849 | 2,817 | (1) | (1) | -- | 1,657 | (1) |
| S America | -- | -- | 5,077 | 7,978 | (1) | (1) | -- | 474 | (1) |
| W Europe | -- | -- | 34,381 | 36,037 | (1) | (1) | -- | 2,081 | (1) |
| European Union | -- | -- | 30,605 | 28,858 | (1) | (1) | -- | 1,788 | (1) |
| United Kingdom | -- | -- | 12,840 | 13,185 | (1) | (1) | -- | 792 | (1) |
| Netherlands | -- | -- | 3,747 | 1,136 | (1) | (1) | -- | 138 | (1) |
| Belgium and Luxembourg | -- | -- | 1,429 | 3,165 | (1) | (1) | -- | 13 | (1) |
| France | -- | -- | 4,881 | 3,877 | (1) | (1) | -- | 293 | (1) |
| Germany | -- | -- | 4,091 | 7,357 | (1) | (1) | -- | 227 | (1) |
| Other W Europe | -- | -- | 3,777 | 6,177 | (1) | (1) | -- | 302 | (1) |
| Switzerland | -- | -- | 2,142 | 3,313 | (1) | (1) | -- | 178 | (1) |
| Former Soviet Union | -- | -- | 2,302 | 4,151 | (1) | (1) | -- | 746 | (1) |
| Russia | -- | -- | 1,815 | 4,080 | (1) | (1) | -- | 746 | (1) |
| Asia | -- | -- | 42,778 | 46,864 | (1) | (1) | -- | 4,297 | (1) |

See footnotes at end of table.

Appendix table A-2--U.S. agricultural exports: Quantity, value, and unit value by commodity and country, October-August 1992/93 and 1993/94, and August 1994--continued

| Commodity and country | October-August | | | | | | August 1994 | | |
|--------------------------|----------------|---------|-------------------|---------|-----------------|----------|-------------|-------------------|-----------------|
| | Quantity | | Value (1,000 dol) | | Unit value (\$) | | Quantity | Value (1,000 dol) | Unit value (\$) |
| | 1992/93 | 1993/94 | 1992/93 | 1993/94 | 1992/93 | 1993/94 | | | |
| Related sugar prods(NA): | | | | | | | | | |
| W Asia (Mideast) | -- | -- | 9,648 | 6,821 | (1) | (1) | -- | 769 | (1) |
| Saudi Arabia | -- | -- | 4,423 | 2,792 | (1) | (1) | -- | 425 | (1) |
| Japan | -- | -- | 12,600 | 18,209 | (1) | (1) | -- | 1,584 | (1) |
| Southeast Asia | -- | -- | 5,702 | 5,392 | (1) | (1) | -- | 808 | (1) |
| Philippines | -- | -- | 3,643 | 2,707 | (1) | (1) | -- | 270 | (1) |
| Other East Asia | -- | -- | 13,963 | 14,553 | (1) | (1) | -- | 906 | (1) |
| Korea, Rep of | -- | -- | 8,505 | 5,914 | (1) | (1) | -- | 322 | (1) |
| Hong Kong | -- | -- | 3,155 | 5,597 | (1) | (1) | -- | 333 | (1) |
| Taiwan | -- | -- | 2,303 | 3,041 | (1) | (1) | -- | 251 | (1) |
| Oceania | -- | -- | 9,623 | 8,440 | (1) | (1) | -- | 1,388 | (1) |
| Australia | -- | -- | 6,948 | 6,015 | (1) | (1) | -- | 1,032 | (1) |
| New Zealand | -- | -- | 2,609 | 2,383 | (1) | (1) | -- | 356 | (1) |
| Developed countries | -- | -- | 166,369 | 171,725 | (1) | (1) | -- | 15,841 | (1) |
| Developing countries | -- | -- | 69,101 | 89,698 | (1) | (1) | -- | 9,287 | (1) |
| Other countries | -- | -- | 3,142 | 5,924 | (1) | (1) | -- | 891 | (1) |
| Coffee(MT): | | | | | | | | | |
| World | 31,823 | 54,661 | 131,164 | 184,134 | 4,121.67 | 3,368.65 | 4,013 | 16,627 | 4,143.20 |
| Canada | 15,564 | 25,860 | 67,126 | 95,878 | 4,312.93 | 3,707.57 | 2,533 | 11,242 | 4,438.02 |
| Latin America | 672 | 1,118 | 3,248 | 5,510 | 4,833.28 | 4,928.19 | 78 | 486 | 6,229.65 |
| Mexico | 396 | 607 | 1,741 | 3,371 | 4,395.99 | 5,554.13 | 46 | 253 | 5,501.17 |
| W Europe | 3,820 | 18,693 | 8,173 | 37,576 | 2,199.59 | 2,010.18 | 253 | 894 | 3,534.67 |
| European Union | 3,545 | 17,645 | 7,461 | 35,239 | 2,104.69 | 1,997.12 | 133 | 288 | 2,163.28 |
| United Kingdom | 142 | 1,230 | 533 | 2,335 | 3,751.27 | 1,898.45 | 7 | 51 | 7,268.00 |
| Belgium and Luxembourg | 11 | 3,965 | 55 | 8,850 | 5,020.00 | 2,231.87 | 0 | 0 | .00 |
| France | 22 | 2,663 | 60 | 7,150 | 2,704.54 | 2,685.01 | 1 | 4 | 4,372.00 |
| Germany | 1,833 | 7,988 | 4,070 | 13,222 | 2,220.62 | 1,655.28 | 83 | 83 | 994.46 |
| Spain, incl Canary Is | 1,220 | 1,248 | 1,730 | 2,254 | 1,418.39 | 1,806.19 | 0 | 0 | .00 |
| Other W Europe | 275 | 1,048 | 712 | 2,337 | 2,589.56 | 2,230.09 | 120 | 607 | 5,054.63 |
| Former Soviet Union | 2,440 | 1,545 | 9,985 | 7,124 | 4,092.24 | 4,610.95 | 113 | 646 | 5,717.23 |
| Russia | 2,249 | 1,353 | 9,514 | 6,730 | 4,230.12 | 4,973.84 | 69 | 474 | 6,867.91 |
| Asia | 9,221 | 7,302 | 41,986 | 37,331 | 4,553.31 | 5,112.40 | 1,020 | 3,267 | 3,203.16 |
| W Asia (Mideast) | 811 | 471 | 4,562 | 3,191 | 5,626.45 | 6,774.14 | 87 | 366 | 4,205.11 |
| Saudi Arabia | 525 | 215 | 3,135 | 1,355 | 5,971.53 | 6,302.44 | 56 | 277 | 4,940.30 |
| Japan | 3,142 | 3,425 | 15,881 | 13,645 | 5,054.51 | 3,984.04 | 703 | 844 | 1,201.22 |
| Southeast Asia | 817 | 692 | 4,699 | 4,008 | 5,751.07 | 5,791.38 | 36 | 365 | 10,136.33 |
| Thailand | 320 | 218 | 2,184 | 1,277 | 6,825.50 | 5,857.16 | 3 | 37 | 12,250.00 |
| Singapore | 340 | 426 | 1,905 | 2,510 | 5,602.00 | 5,892.02 | 33 | 328 | 9,944.18 |
| Other East Asia | 4,415 | 2,701 | 16,548 | 16,442 | 3,748.20 | 6,087.41 | 194 | 1,692 | 8,721.73 |
| Korea, Rep of | 2,835 | 982 | 7,876 | 5,764 | 2,778.10 | 5,869.75 | 31 | 286 | 9,233.48 |
| Hong Kong | 1,198 | 1,239 | 6,347 | 7,778 | 5,287.90 | 6,277.89 | 122 | 1,129 | 9,254.68 |
| Taiwan | 982 | 480 | 2,326 | 2,900 | 6,087.73 | 6,041.04 | 41 | 277 | 6,748.93 |
| Developed countries | 22,627 | 48,136 | 91,909 | 148,407 | 4,061.90 | 3,083.07 | 3,507 | 13,067 | 3,725.88 |
| Developing countries | 6,720 | 4,978 | 28,976 | 28,591 | 4,311.84 | 5,743.39 | 393 | 2,914 | 7,414.66 |
| Other countries | 2,476 | 1,547 | 10,280 | 7,136 | 4,151.82 | 4,613.08 | 113 | 646 | 5,717.23 |
| Cocoa(MT): | | | | | | | | | |
| World | 24,142 | 27,988 | 51,177 | 52,079 | 2,119.82 | 1,860.76 | 1,863 | 3,099 | 1,663.33 |
| Canada | 11,967 | 12,915 | 28,555 | 28,535 | 2,386.12 | 2,209.43 | 831 | 1,572 | 1,891.88 |
| Latin America | 3,868 | 7,202 | 6,297 | 8,979 | 1,627.91 | 1,246.74 | 609 | 750 | 1,232.96 |
| Mexico | 3,014 | 6,590 | 4,841 | 7,726 | 1,606.06 | 1,172.37 | 585 | 712 | 1,216.56 |
| Central America | 487 | 308 | 821 | 674 | 1,685.41 | 2,187.61 | 16 | 22 | 1,365.81 |
| Panama | 327 | 173 | 582 | 399 | 1,778.72 | 2,305.98 | 0 | 0 | .00 |
| W Europe | 769 | 1,383 | 1,152 | 2,473 | 1,498.49 | 1,788.21 | 74 | 91 | 1,236.46 |
| European Union | 706 | 1,182 | 977 | 2,253 | 1,383.52 | 1,905.80 | 65 | 70 | 1,072.77 |
| Netherlands | 244 | 568 | 199 | 846 | 816.72 | 1,489.09 | 48 | 36 | 758.06 |
| France | 13 | 235 | 20 | 716 | 1,526.08 | 3,047.11 | 0 | 0 | .00 |
| Former Soviet Union | 2,631 | 1,893 | 2,228 | 2,339 | 846.96 | 1,235.50 | 46 | 36 | 781.69 |
| Russia | 2,546 | 838 | 2,130 | 934 | 836.45 | 1,114.21 | 16 | 17 | 1,034.88 |
| Ukraine | 30 | 573 | 19 | 549 | 640.00 | 958.05 | 30 | 19 | 646.67 |
| Asia | 4,329 | 4,239 | 11,696 | 8,857 | 2,701.67 | 2,091.84 | 286 | 614 | 2,073.05 |
| W Asia (Mideast) | 357 | 238 | 762 | 226 | 2,135.39 | 949.20 | 9 | 9 | 982.33 |
| Japan | 653 | 587 | 1,615 | 1,187 | 2,473.20 | 2,022.76 | 15 | 110 | 7,350.00 |
| Southeast Asia | 1,628 | 258 | 4,673 | 855 | 2,870.15 | 3,314.20 | 26 | 96 | 3,838.80 |
| Philippines | 1,507 | 101 | 4,341 | 345 | 2,880.72 | 3,419.94 | 15 | 67 | 4,449.47 |
| Other East Asia | 1,651 | 3,091 | 4,508 | 6,448 | 2,730.53 | 2,086.18 | 247 | 399 | 1,613.61 |
| Korea, Rep of | 579 | 2,133 | 1,518 | 3,702 | 2,621.63 | 1,735.58 | 223 | 348 | 1,560.48 |
| Hong Kong | 751 | 780 | 2,025 | 2,315 | 2,695.76 | 2,967.87 | 22 | 47 | 2,128.36 |
| Taiwan | 321 | 178 | 866 | 431 | 3,008.32 | 2,423.59 | 2 | 4 | 1,865.00 |
| Oceania | 418 | 153 | 948 | 565 | 2,269.63 | 3,693.84 | 7 | 31 | 4,382.86 |
| Australia | 336 | 108 | 787 | 401 | 2,343.39 | 3,709.37 | 5 | 22 | 4,371.40 |
| Developed countries | 13,785 | 15,114 | 32,261 | 32,821 | 2,340.28 | 2,171.53 | 828 | 1,810 | 1,950.22 |
| Developing countries | 7,686 | 10,920 | 16,550 | 16,778 | 2,153.28 | 1,536.45 | 889 | 1,253 | 1,409.47 |
| Other countries | 2,671 | 1,954 | 2,366 | 2,480 | 885.74 | 1,269.32 | 46 | 36 | 781.69 |
| Chocolate & prep(MT): | | | | | | | | | |
| World | 85,939 | 116,072 | 257,533 | 334,030 | 2,996.69 | 2,877.78 | 10,284 | 29,386 | 2,857.46 |
| Canada | 37,394 | 36,653 | 100,442 | 95,349 | 2,686.06 | 2,601.41 | 5,119 | 12,902 | 2,520.35 |
| Latin America | 19,396 | 20,572 | 58,675 | 62,885 | 3,025.10 | 3,047.13 | 1,897 | 5,476 | 2,826.83 |
| Mexico | 14,521 | 14,015 | 42,155 | 40,865 | 2,903.01 | 2,901.57 | 1,365 | 3,607 | 2,642.51 |
| Central America | 1,336 | 2,195 | 4,240 | 7,265 | 3,173.71 | 3,309.89 | 186 | 606 | 3,090.32 |
| Caribbean | 954 | 1,461 | 3,086 | 5,522 | 3,234.82 | 3,779.90 | 126 | 552 | 4,383.25 |
| S America | 2,585 | 2,901 | 9,194 | 9,232 | 3,556.68 | 3,182.49 | 250 | 711 | 2,842.18 |
| Colombia | 726 | 821 | 2,711 | 2,652 | 3,734.02 | 3,230.49 | 82 | 223 | 2,721.16 |
| W Europe | 4,008 | 4,136 | 7,766 | 12,749 | 1,937.59 | 3,082.51 | 837 | 2,055 | 2,455.20 |
| European Union | 3,889 | 2,632 | 7,513 | 9,180 | 1,926.80 | 3,487.83 | 243 | 648 | 2,665.04 |

See footnotes at end of table.

Appendix table A-2--U.S. agricultural exports: Quantity, value, and unit value by commodity and country, October-August 1992/93 and 1993/94, and August 1994--continued

| Commodity and country | October-August | | | | | | August 1994 | | |
|----------------------------------|----------------|---------|-------------------|---------|-----------------|----------|-------------|-------------------|-----------------|
| | Quantity | | Value (1,000 dol) | | Unit value (\$) | | Quantity | Value (1,000 dol) | Unit value (\$) |
| | 1992/93 | 1993/94 | 1992/93 | 1993/94 | 1992/93 | 1993/94 | | | |
| Chocolate & prep(MT): | | | | | | | | | |
| Germany | 1,045 | 1,382 | 2,441 | 5,640 | 2,333.66 | 4,080.89 | 28 | 161 | 5,743.11 |
| Other W Europe | 109 | 1,504 | 253 | 3,569 | 2,323.40 | 2,373.19 | 594 | 1,407 | 2,369.35 |
| Former Soviet Union | 11,120 | 37,154 | 23,604 | 79,996 | 2,122.64 | 2,153.08 | 395 | 900 | 2,278.38 |
| Russia | 11,024 | 37,118 | 23,554 | 79,906 | 2,136.58 | 2,152.75 | 395 | 900 | 2,278.38 |
| Asia | 13,273 | 16,974 | 64,592 | 81,174 | 4,866.45 | 4,782.27 | 1,960 | 7,877 | 4,019.02 |
| W Asia (Mideast) | 537 | 1,090 | 1,988 | 3,929 | 3,701.61 | 3,604.32 | 61 | 202 | 3,305.15 |
| Japan | 4,394 | 4,629 | 26,594 | 29,493 | 6,062.40 | 6,371.93 | 321 | 2,072 | 6,453.40 |
| Southeast Asia | 3,383 | 3,302 | 13,017 | 13,943 | 3,847.73 | 4,222.49 | 425 | 1,585 | 3,730.14 |
| Philippines | 2,912 | 2,802 | 10,601 | 11,249 | 3,640.42 | 4,014.67 | 397 | 1,367 | 3,444.45 |
| Other East Asia | 4,711 | 6,940 | 22,199 | 30,917 | 4,712.11 | 4,454.88 | 1,014 | 3,733 | 3,681.06 |
| Korea, Rep of | 960 | 1,791 | 5,260 | 8,416 | 5,479.55 | 4,699.25 | 192 | 953 | 4,963.61 |
| Hong Kong | 1,947 | 2,465 | 10,173 | 12,284 | 5,224.92 | 4,983.30 | 550 | 1,775 | 3,226.50 |
| Taiwan | 1,804 | 2,684 | 6,765 | 10,217 | 3,750.25 | 3,806.50 | 272 | 1,005 | 3,694.87 |
| Developed countries | 46,435 | 46,019 | 136,932 | 139,663 | 2,948.90 | 3,034.90 | 6,313 | 17,205 | 2,725.31 |
| Developing countries | 28,136 | 31,893 | 96,202 | 111,492 | 3,419.18 | 3,495.82 | 3,437 | 10,995 | 3,199.03 |
| Other countries | 11,368 | 38,160 | 24,399 | 82,875 | 2,146.25 | 2,171.76 | 534 | 1,186 | 2,221.32 |
| Tea & mate(MT): | | | | | | | | | |
| World | 22,062 | 20,860 | 103,279 | 95,309 | 4,681.30 | 4,568.99 | 1,676 | 7,171 | 4,278.82 |
| Canada | 7,690 | 6,899 | 30,750 | 33,348 | 3,998.68 | 4,833.80 | 603 | 3,064 | 5,081.83 |
| Latin America | 1,507 | 2,786 | 5,193 | 12,540 | 3,445.94 | 4,501.22 | 116 | 570 | 4,911.11 |
| Mexico | 846 | 2,129 | 3,139 | 9,906 | 3,710.85 | 4,652.84 | 106 | 523 | 4,933.42 |
| S America | 301 | 456 | 1,278 | 2,084 | 4,244.20 | 4,569.11 | 8 | 34 | 4,192.25 |
| Venezuela | 94 | 161 | 728 | 959 | 7,746.95 | 5,956.99 | 5 | 10 | 2,096.40 |
| W Europe | 5,120 | 2,527 | 29,666 | 7,584 | 5,794.12 | 3,001.11 | 192 | 664 | 3,456.01 |
| European Union | 5,065 | 2,463 | 29,250 | 7,128 | 5,774.91 | 2,894.19 | 191 | 656 | 3,435.15 |
| United Kingdom | 266 | 204 | 1,549 | 754 | 5,821.58 | 3,696.93 | 5 | 60 | 11,954.60 |
| Netherlands | 307 | 148 | 1,236 | 575 | 4,027.25 | 3,885.81 | 9 | 8 | 2,546.67 |
| France | 2,205 | 177 | 14,812 | 944 | 6,717.49 | 5,330.98 | 32 | 186 | 5,178.09 |
| Germany | 786 | 911 | 2,657 | 2,405 | 3,380.85 | 2,640.19 | 118 | 318 | 2,693.35 |
| Spain, incl Canary Is | 507 | 147 | 3,950 | 361 | 7,789.95 | 2,452.84 | 19 | 40 | 2,125.05 |
| Italy | 732 | 784 | 3,553 | 1,672 | 4,854.11 | 2,132.54 | 8 | 40 | 5,000.00 |
| E Europe | 138 | 99 | 1,673 | 280 | 12,122.73 | 2,829.42 | 2 | 7 | 3,304.50 |
| Poland | 121 | 89 | 1,579 | 280 | 13,051.94 | 2,829.42 | 2 | 7 | 3,304.50 |
| Former Soviet Union | 426 | 789 | 850 | 4,373 | 1,996.40 | 5,542.16 | 101 | 707 | 7,000.67 |
| Russia | 389 | 788 | 813 | 4,366 | 2,090.70 | 5,540.94 | 101 | 704 | 6,972.95 |
| Asia | 6,739 | 7,564 | 32,413 | 35,740 | 4,809.69 | 4,725.01 | 629 | 1,837 | 2,920.98 |
| W Asia (Mideast) | 1,180 | 1,111 | 2,906 | 2,193 | 2,442.41 | 1,974.27 | 95 | 264 | 2,780.37 |
| Saudi Arabia | 594 | 640 | 1,068 | 1,076 | 1,798.16 | 1,680.81 | 47 | 126 | 2,685.49 |
| Japan | 780 | 1,797 | 3,478 | 6,876 | 4,459.14 | 3,826.59 | 380 | 941 | 2,477.38 |
| Southeast Asia | 559 | 697 | 3,239 | 4,198 | 5,793.55 | 6,022.46 | 32 | 136 | 4,256.06 |
| Malaysia | 209 | 306 | 1,272 | 1,802 | 6,084.46 | 5,889.39 | 23 | 102 | 4,453.61 |
| Singapore | 50 | 248 | 297 | 1,554 | 5,944.80 | 6,267.52 | 8 | 25 | 3,180.63 |
| Other East Asia | 4,168 | 3,903 | 22,651 | 22,277 | 5,434.55 | 5,707.69 | 122 | 496 | 4,062.01 |
| Korea, Rep of | 1,846 | 1,599 | 11,570 | 8,965 | 6,267.40 | 5,606.47 | 59 | 176 | 2,983.95 |
| Hong Kong | 1,938 | 1,937 | 8,640 | 11,140 | 4,458.09 | 5,751.05 | 31 | 235 | 7,588.84 |
| Taiwan | 384 | 367 | 2,442 | 2,173 | 6,358.91 | 5,919.85 | 32 | 84 | 2,633.06 |
| Oceania | 403 | 179 | 2,489 | 1,353 | 6,160.37 | 7,556.70 | 33 | 323 | 9,778.30 |
| Australia | 326 | 142 | 1,850 | 1,026 | 5,981.91 | 7,228.05 | 28 | 262 | 9,370.68 |
| Developed countries | 14,149 | 11,484 | 67,371 | 49,525 | 4,761.57 | 4,312.53 | 1,219 | 5,043 | 4,157.43 |
| Developing countries | 7,463 | 8,540 | 34,972 | 41,278 | 4,686.10 | 4,833.53 | 362 | 1,421 | 3,926.18 |
| Other countries | 450 | 836 | 935 | 4,506 | 2,078.02 | 5,389.59 | 101 | 707 | 7,000.67 |
| Spices(MT): | | | | | | | | | |
| World | 17,931 | 18,971 | 45,457 | 48,895 | 2,595.12 | 2,577.34 | 1,840 | 4,835 | 2,627.55 |
| Canada | 6,887 | 7,938 | 16,791 | 17,811 | 2,438.05 | 2,243.71 | 713 | 1,858 | 2,606.21 |
| Latin America | 5,236 | 4,310 | 12,250 | 10,740 | 2,339.65 | 2,491.97 | 542 | 1,250 | 2,306.63 |
| Mexico | 3,782 | 2,841 | 8,392 | 6,407 | 2,218.99 | 2,255.17 | 355 | 735 | 2,070.52 |
| Central America | 336 | 338 | 764 | 731 | 2,272.46 | 2,163.07 | 22 | 38 | 1,758.73 |
| Caribbean | 588 | 522 | 1,692 | 1,922 | 2,876.92 | 3,681.69 | 90 | 325 | 3,608.97 |
| Bahamas | 259 | 112 | 824 | 544 | 3,180.81 | 4,860.92 | 16 | 61 | 3,791.50 |
| S America | 530 | 609 | 1,403 | 1,681 | 2,647.19 | 2,759.48 | 75 | 152 | 2,022.16 |
| Venezuela | 209 | 133 | 578 | 427 | 2,765.45 | 3,208.97 | 0 | 0 | .00 |
| W Europe | 2,449 | 3,374 | 6,126 | 8,375 | 2,501.61 | 2,482.30 | 202 | 764 | 3,733.38 |
| European Union | 2,063 | 3,002 | 4,847 | 7,126 | 2,349.65 | 2,373.63 | 154 | 616 | 4,001.02 |
| United Kingdom | 602 | 885 | 1,226 | 1,957 | 2,036.57 | 2,186.12 | 90 | 254 | 2,818.90 |
| Netherlands | 343 | 107 | 1,101 | 768 | 3,208.61 | 7,175.01 | 2 | 21 | 10,461.50 |
| Germany | 704 | 1,370 | 1,286 | 2,622 | 1,827.22 | 1,914.13 | 46 | 286 | 6,210.65 |
| Spain, incl Canary Is | 62 | 157 | 212 | 654 | 3,423.63 | 4,164.40 | 2 | 9 | 4,383.50 |
| Greece | 138 | 226 | 316 | 496 | 2,287.87 | 2,196.49 | 14 | 27 | 1,939.07 |
| Other W Europe | 386 | 372 | 1,279 | 1,250 | 3,313.79 | 3,359.26 | 48 | 138 | 2,874.69 |
| Sweden | 231 | 304 | 682 | 919 | 2,954.20 | 3,023.39 | 32 | 82 | 2,563.87 |
| Asia | 2,876 | 2,882 | 8,368 | 9,619 | 2,909.63 | 3,337.54 | 357 | 827 | 2,316.21 |
| W Asia (Mideast) | 476 | 606 | 772 | 921 | 1,622.70 | 1,519.84 | 82 | 143 | 1,745.95 |
| Saudi Arabia | 216 | 380 | 216 | 558 | 998.19 | 1,467.34 | 70 | 113 | 1,611.34 |
| Japan | 569 | 459 | 1,432 | 1,840 | 2,515.83 | 4,007.92 | 49 | 269 | 5,488.61 |
| Southeast Asia | 905 | 905 | 3,042 | 3,955 | 3,361.72 | 4,119.37 | 97 | 229 | 2,365.76 |
| Thailand | 557 | 578 | 2,076 | 2,511 | 3,727.38 | 4,343.61 | 27 | 55 | 2,041.11 |
| Singapore | 195 | 186 | 457 | 585 | 2,343.96 | 3,145.35 | 8 | 28 | 3,486.88 |
| Other East Asia | 857 | 617 | 2,641 | 2,745 | 3,081.30 | 3,359.34 | 129 | 185 | 1,436.04 |
| Korea, Rep of | 446 | 372 | 1,744 | 1,161 | 3,910.56 | 3,121.90 | 90 | 124 | 1,373.18 |
| Hong Kong | 170 | 139 | 473 | 1,028 | 2,730.60 | 7,399.21 | 8 | 9 | 1,095.63 |
| Taiwan | 241 | 306 | 424 | 555 | 1,758.77 | 1,812.90 | 31 | 53 | 1,706.35 |
| Oceania | 296 | 324 | 1,459 | 1,920 | 4,928.85 | 5,927.17 | 19 | 127 | 6,698.63 |
| Australia | 227 | 225 | 1,248 | 1,656 | 5,498.18 | 7,358.83 | 15 | 113 | 7,548.07 |

See footnotes at end of table.

Appendix table A-2--U.S. agricultural exports: Quantity, value, and unit value by commodity and country, October-August 1992/93 and 1993/94, and August 1994--continued

| Commodity and country | October-August | | | | | | August 1994 | | |
|-----------------------------|----------------|---------|-------------------|---------|-----------------|-----------|-------------|-------------------|-----------------|
| | Quantity | | Value (1,000 dol) | | Unit value (\$) | | Quantity | Value (1,000 dol) | Unit value (\$) |
| | 1992/93 | 1993/94 | 1992/93 | 1993/94 | 1992/93 | 1993/94 | | | |
| Spices(MT): | | | | | | | | | |
| Developed countries | 10,237 | 12,137 | 25,892 | 30,019 | 2,539.01 | 2,473.32 | 981 | 3,002 | 3,059.86 |
| Developing countries | 7,653 | 6,782 | 19,026 | 18,698 | 2,486.02 | 2,756.89 | 844 | 1,808 | 2,142.59 |
| Rubber - crude natural(MT): | | | | | | | | | |
| World | 11,229 | 9,872 | 26,755 | 24,074 | 2,382.68 | 2,438.63 | 910 | 3,076 | 3,380.05 |
| Canada | 2,677 | 2,228 | 3,473 | 2,653 | 1,297.42 | 1,190.54 | 90 | 137 | 1,520.85 |
| Latin America | 4,626 | 5,035 | 10,219 | 11,119 | 2,207.65 | 2,208.42 | 523 | 964 | 1,842.51 |
| Mexico | 2,907 | 2,764 | 6,057 | 7,005 | 2,083.49 | 2,534.39 | 478 | 838 | 1,753.99 |
| Central America | 106 | 106 | 272 | 225 | 2,568.43 | 2,126.80 | 3 | 21 | 6,920.67 |
| Caribbean | 199 | 263 | 244 | 311 | 1,228.56 | 1,183.63 | 0 | 7 | .00 |
| S America | 1,414 | 1,902 | 3,639 | 3,578 | 2,573.66 | 1,880.95 | 42 | 98 | 2,328.17 |
| Colombia | 164 | 174 | 277 | 193 | 1,687.77 | 1,108.56 | 0 | 0 | .00 |
| Venezuela | 569 | 365 | 735 | 475 | 1,291.35 | 1,301.86 | 0 | 0 | .00 |
| Ecuador | 14 | 325 | 25 | 264 | 1,805.07 | 811.51 | 0 | 0 | .00 |
| Brazil | 63 | 624 | 158 | 802 | 2,509.11 | 1,285.28 | 4 | 18 | 4,498.75 |
| Argentina | 564 | 327 | 2,331 | 1,693 | 4,132.60 | 4,879.17 | 32 | 80 | 2,099.68 |
| W Europe | 1,832 | 919 | 7,608 | 5,429 | 3,837.83 | 5,907.28 | 108 | 1,002 | 9,278.21 |
| European Union | 1,921 | 912 | 7,517 | 5,313 | 3,919.21 | 5,825.61 | 108 | 983 | 9,098.55 |
| Denmark | 6 | 42 | 38 | 280 | 6,313.83 | 6,674.43 | 0 | 0 | .00 |
| United Kingdom | 172 | 147 | 611 | 524 | 3,551.99 | 3,567.54 | 26 | 68 | 2,610.23 |
| Belgium and Luxembourg | 336 | 38 | 318 | 83 | 945.84 | 2,177.79 | 0 | 0 | .00 |
| France | 120 | 3 | 268 | 79 | 2,236.44 | 26,459.33 | 0 | 3 | .00 |
| Germany | 83 | 73 | 644 | 513 | 7,764.20 | 7,028.45 | 21 | 127 | 6,039.71 |
| Spain, incl Canary Is | 306 | 224 | 1,764 | 1,235 | 5,764.67 | 5,511.82 | 28 | 170 | 6,083.25 |
| Portugal | 188 | 3 | 757 | 38 | 4,027.22 | 12,618.33 | 0 | 3 | .00 |
| Italy | 672 | 376 | 2,859 | 2,531 | 4,254.41 | 6,731.95 | 33 | 611 | 18,503.48 |
| Asia | 1,925 | 1,630 | 5,059 | 4,480 | 2,628.03 | 2,748.57 | 189 | 970 | 5,131.32 |
| W Asia (Mideast) | 260 | 150 | 1,201 | 514 | 4,620.77 | 3,425.36 | 23 | 58 | 2,954.74 |
| Israel, inc Gaza | 135 | 82 | 442 | 253 | 3,272.95 | 3,083.66 | 17 | 37 | 2,205.70 |
| Saudi Arabia | 47 | 20 | 310 | 84 | 6,589.94 | 4,208.10 | 0 | 0 | .00 |
| Japan | 1,053 | 901 | 1,037 | 1,447 | 984.92 | 1,605.91 | 120 | 674 | 5,618.65 |
| Southeast Asia | 122 | 132 | 738 | 731 | 6,053.16 | 5,537.79 | 1 | 22 | 21,960.00 |
| Thailand | 17 | 79 | 101 | 291 | 5,956.76 | 3,686.76 | 0 | 0 | .00 |
| Singapore | 101 | 47 | 604 | 408 | 5,876.41 | 8,680.04 | 1 | 22 | 21,960.00 |
| Other East Asia | 476 | 431 | 2,053 | 1,697 | 4,312.10 | 3,937.58 | 45 | 206 | 4,570.27 |
| Korea, Rep of | 175 | 71 | 381 | 161 | 2,179.07 | 2,264.38 | 1 | 3 | 2,724.00 |
| Hong Kong | 276 | 226 | 1,584 | 1,026 | 5,740.29 | 4,538.86 | 24 | 147 | 5,118.13 |
| Taiwan | 25 | 134 | 87 | 511 | 3,476.16 | 3,810.01 | 20 | 56 | 2,805.15 |
| Developed countries | 5,836 | 4,178 | 12,828 | 9,837 | 2,198.16 | 2,378.46 | 335 | 1,854 | 5,534.71 |
| Developing countries | 5,366 | 5,678 | 13,870 | 14,027 | 2,584.80 | 2,470.41 | 575 | 1,222 | 2,124.72 |
| Fibers ex cotton(MT): | | | | | | | | | |
| World | 2,557 | 5,093 | 2,498 | 4,105 | 976.87 | 806.06 | 230 | 229 | 984.76 |
| Canada | 1,001 | 657 | 384 | 340 | 384.07 | 517.04 | 49 | 45 | 819.55 |
| Latin America | 472 | 891 | 770 | 657 | 1,631.27 | 737.21 | 57 | 62 | 1,091.93 |
| Mexico | 83 | 633 | 167 | 328 | 1,896.66 | 517.86 | 3 | 6 | 1,894.67 |
| Central America | 62 | 71 | 47 | 142 | 765.48 | 1,995.17 | 0 | 0 | .00 |
| El Salvador | 0 | 30 | 0 | 42 | .00 | 1,409.10 | 0 | 0 | .00 |
| Costa Rica | 0 | 14 | 0 | 65 | .00 | 4,667.36 | 0 | 0 | .00 |
| Panama | 51 | 0 | 45 | 9 | 874.02 | .00 | 0 | 0 | .00 |
| Caribbean | 60 | 6 | 103 | 18 | 1,724.17 | 3,030.33 | 0 | 0 | .00 |
| Dominican Republic | 38 | 0 | 77 | 0 | 2,033.55 | .00 | 0 | 0 | .00 |
| S America | 267 | 181 | 462 | 169 | 1,728.95 | 934.84 | 54 | 57 | 1,047.33 |
| Colombia | 145 | 28 | 224 | 70 | 1,547.63 | 2,501.18 | 9 | 44 | 4,940.67 |
| Brazil | 10 | 64 | 158 | 17 | 15,812.30 | 269.73 | 45 | 12 | 268.67 |
| W Europe | 513 | 638 | 499 | 501 | 873.59 | 785.75 | 93 | 113 | 1,218.43 |
| European Union | 513 | 638 | 499 | 501 | 873.59 | 785.75 | 93 | 113 | 1,218.43 |
| Denmark | 1 | 0 | 36 | 0 | 35,643.00 | .00 | 0 | 0 | .00 |
| United Kingdom | 102 | 319 | 131 | 196 | 1,286.66 | 615.73 | 0 | 0 | .00 |
| Netherlands | 42 | 6 | 54 | 23 | 1,283.07 | 3,827.67 | 0 | 0 | .00 |
| Belgium and Luxembourg | 21 | 0 | 64 | 0 | 3,039.52 | .00 | 0 | 0 | .00 |
| Germany | 36 | 0 | 78 | 0 | 2,176.83 | .00 | 0 | 0 | .00 |
| Italy | 12 | 185 | 3 | 79 | 269.83 | 427.52 | 40 | 40 | 1,004.17 |
| Greece | 297 | 128 | 107 | 203 | 360.31 | 1,584.63 | 53 | 73 | 1,380.13 |
| Asia | 434 | 1,624 | 607 | 613 | 1,397.69 | 377.69 | 0 | 0 | .00 |
| Japan | 47 | 18 | 132 | 125 | 2,813.25 | 6,855.39 | 0 | 0 | .00 |
| Southeast Asia | 128 | 65 | 41 | 21 | 320.47 | 317.72 | 0 | 0 | .00 |
| Philippines | 98 | 0 | 26 | 0 | 268.64 | .00 | 0 | 0 | .00 |
| Other East Asia | 234 | 1,510 | 412 | 428 | 1,762.18 | 283.71 | 0 | 0 | .00 |
| Korea, Rep of | 90 | 1,405 | 352 | 389 | 3,910.62 | 276.58 | 0 | 0 | .00 |
| Hong Kong | 144 | 104 | 60 | 36 | 419.40 | 343.39 | 0 | 0 | .00 |
| Oceania | 134 | 199 | 131 | 53 | 975.53 | 267.98 | 31 | 8 | 264.00 |
| Australia | 134 | 199 | 121 | 53 | 904.54 | 267.98 | 31 | 8 | 264.00 |
| Africa | 3 | 1,084 | 106 | 1,838 | 35,457.33 | 1,787.63 | 0 | 0 | .00 |
| N Africa | 0 | 1,035 | 0 | 1,801 | .00 | 1,740.42 | 0 | 0 | .00 |
| Algeria | 0 | 1,035 | 0 | 1,801 | .00 | 1,740.42 | 0 | 0 | .00 |
| Sub-Saharan | 3 | 49 | 106 | 136 | 35,457.33 | 2,784.84 | 0 | 0 | .00 |
| Rep S Africa | 3 | 20 | 106 | 16 | 35,457.33 | 822.85 | 0 | 0 | .00 |
| Zambia | 0 | 29 | 0 | 120 | .00 | 4,137.83 | 0 | 0 | .00 |
| Developed countries | 1,698 | 1,532 | 1,244 | 1,036 | 732.46 | 676.23 | 173 | 167 | 962.75 |
| Developing countries | 859 | 3,561 | 1,254 | 3,069 | 1,460.29 | 861.91 | 57 | 62 | 1,091.93 |
| Other misc veg prods(MT): | | | | | | | | | |
| World | 32,007 | 30,725 | 308,039 | 271,082 | 9,623.82 | 8,822.86 | 3,344 | 21,406 | 6,401.30 |
| Canada | 5,951 | 6,149 | 31,686 | 35,100 | 5,324.52 | 5,708.28 | 522 | 3,039 | 5,821.66 |
| Latin America | 6,141 | 5,992 | 30,394 | 24,230 | 4,949.36 | 4,043.71 | 513 | 2,552 | 4,874.73 |

See footnotes at end of table.

Appendix table A-2--U.S. agricultural exports: Quantity, value, and unit value by commodity and country, October-August 1992/93 and 1993/94, and August 1994--continued

| Commodity and country | October-August | | | | | | August 1994 | | |
|---------------------------------|----------------|---------|-------------------|---------|-----------------|-----------|-------------|-------------------|-----------------|
| | Quantity | | Value (1,000 dol) | | Unit value (\$) | | Quantity | Value (1,000 dol) | Unit value (\$) |
| | 1992/93 | 1993/94 | 1992/93 | 1993/94 | 1992/93 | 1993/94 | | | |
| Other misc veg prods(MT): | | | | | | | | | |
| Mexico | 2,936 | 2,566 | 14,246 | 9,669 | 4,852.15 | 3,768.27 | 177 | 1,165 | 6,584.02 |
| S America | 2,050 | 2,407 | 12,043 | 10,758 | 5,874.78 | 4,469.40 | 267 | 1,090 | 4,083.53 |
| Argentina | 847 | 1,127 | 5,102 | 4,225 | 6,024.10 | 3,749.91 | 125 | 421 | 3,371.00 |
| W Europe | 11,526 | 11,239 | 76,565 | 78,755 | 6,642.77 | 7,007.33 | 1,454 | 9,499 | 6,533.04 |
| European Union | 10,978 | 10,381 | 71,764 | 71,596 | 6,537.05 | 6,896.83 | 1,254 | 7,752 | 6,181.49 |
| Denmark | 2,449 | 2,499 | 9,135 | 9,023 | 3,730.02 | 3,610.56 | 164 | 830 | 5,061.05 |
| United Kingdom | 1,511 | 1,815 | 15,298 | 19,684 | 10,124.49 | 10,844.92 | 118 | 1,789 | 15,159.19 |
| Ireland | 720 | 822 | 3,745 | 2,839 | 5,201.38 | 3,454.13 | 536 | 1,661 | 3,099.66 |
| Netherlands | 1,367 | 1,283 | 4,534 | 3,343 | 3,316.53 | 2,605.33 | 93 | 237 | 2,544.56 |
| Belgium and Luxembourg | 420 | 397 | 4,418 | 2,801 | 10,520.14 | 7,056.32 | 63 | 622 | 9,869.48 |
| France | 383 | 220 | 7,004 | 4,533 | 18,286.51 | 20,606.79 | 18 | 205 | 11,373.44 |
| Germany | 3,517 | 2,905 | 22,978 | 21,327 | 6,533.31 | 7,341.42 | 231 | 1,467 | 6,350.02 |
| Italy | 358 | 301 | 3,443 | 6,778 | 9,590.30 | 22,518.77 | 31 | 916 | 29,548.93 |
| Other W Europe | 548 | 858 | 4,801 | 7,159 | 8,760.52 | 8,344.25 | 200 | 1,747 | 8,737.27 |
| Finland | 358 | 589 | 1,935 | 3,390 | 5,404.24 | 5,754.93 | 186 | 1,549 | 7,871.33 |
| Asia | 7,620 | 6,265 | 161,044 | 120,882 | 21,134.36 | 19,294.81 | 740 | 5,297 | 7,158.40 |
| Japan | 3,635 | 2,801 | 33,308 | 26,328 | 9,163.25 | 9,399.38 | 421 | 2,151 | 5,108.08 |
| Southeast Asia | 1,036 | 990 | 8,216 | 10,071 | 7,930.50 | 10,172.34 | 75 | 369 | 4,822.64 |
| Singapore | 288 | 275 | 3,765 | 5,604 | 13,074.20 | 20,379.18 | 34 | 118 | 3,458.44 |
| Other East Asia | 2,079 | 1,949 | 114,976 | 79,878 | 55,303.45 | 40,984.14 | 183 | 2,513 | 13,730.91 |
| Korea, Rep of | 749 | 752 | 14,001 | 7,803 | 18,692.86 | 10,376.56 | 118 | 957 | 8,110.30 |
| Hong Kong | 965 | 895 | 93,513 | 66,287 | 96,904.97 | 74,063.25 | 39 | 1,214 | 31,140.02 |
| Taiwan | 365 | 302 | 7,462 | 5,788 | 20,442.81 | 19,166.59 | 26 | 341 | 13,126.15 |
| Oceania | 536 | 611 | 6,097 | 6,010 | 11,374.20 | 9,836.87 | 96 | 694 | 7,231.47 |
| Australia | 472 | 542 | 5,236 | 5,468 | 11,093.67 | 10,088.80 | 94 | 656 | 6,976.98 |
| Africa | 174 | 354 | 1,941 | 4,015 | 11,153.84 | 11,341.75 | 16 | 193 | 12,090.31 |
| N Africa | 142 | 288 | 1,680 | 3,461 | 11,833.08 | 11,615.38 | 0 | 4 | .00 |
| Algeria | 138 | 290 | 1,459 | 3,072 | 10,573.91 | 10,595.10 | 0 | 0 | .00 |
| Developed countries | 21,774 | 20,985 | 149,068 | 148,062 | 6,846.13 | 7,055.63 | 2,507 | 15,600 | 6,222.62 |
| Developing countries | 10,143 | 9,539 | 157,047 | 119,255 | 15,483.33 | 12,501.82 | 799 | 5,892 | 6,999.06 |
| Other countries | 90 | 201 | 1,918 | 3,765 | 21,308.99 | 18,731.77 | 38 | 214 | 5,620.79 |
| Nursery & greenhouse prods(NA): | | | | | | | | | |
| World | -- | -- | 213,802 | 204,532 | (1) | (1) | -- | 17,452 | (1) |
| Canada | -- | -- | 100,480 | 102,493 | (1) | (1) | -- | 7,108 | (1) |
| Latin America | -- | -- | 23,623 | 26,710 | (1) | (1) | -- | 2,149 | (1) |
| Mexico | -- | -- | 15,718 | 18,380 | (1) | (1) | -- | 1,760 | (1) |
| Central America | -- | -- | 1,735 | 2,544 | (1) | (1) | -- | 29 | (1) |
| Caribbean | -- | -- | 2,516 | 2,382 | (1) | (1) | -- | 112 | (1) |
| S America | -- | -- | 3,655 | 3,404 | (1) | (1) | -- | 247 | (1) |
| W Europe | -- | -- | 73,809 | 51,103 | (1) | (1) | -- | 4,267 | (1) |
| European Union | -- | -- | 70,775 | 48,915 | (1) | (1) | -- | 4,134 | (1) |
| United Kingdom | -- | -- | 4,451 | 3,399 | (1) | (1) | -- | 208 | (1) |
| Netherlands | -- | -- | 30,138 | 21,149 | (1) | (1) | -- | 1,328 | (1) |
| Belgium and Luxembourg | -- | -- | 7,022 | 1,604 | (1) | (1) | -- | 59 | (1) |
| Germany | -- | -- | 23,406 | 16,961 | (1) | (1) | -- | 1,237 | (1) |
| Italy | -- | -- | 3,121 | 2,137 | (1) | (1) | -- | 985 | (1) |
| Other W Europe | -- | -- | 3,035 | 2,188 | (1) | (1) | -- | 133 | (1) |
| Switzerland | -- | -- | 2,156 | 1,781 | (1) | (1) | -- | 125 | (1) |
| Asia | -- | -- | 15,048 | 22,240 | (1) | (1) | -- | 3,823 | (1) |
| W Asia (Mideast) | -- | -- | 2,398 | 1,074 | (1) | (1) | -- | 16 | (1) |
| Japan | -- | -- | 10,681 | 15,819 | (1) | (1) | -- | 1,521 | (1) |
| Other East Asia | -- | -- | 1,643 | 4,444 | (1) | (1) | -- | 2,141 | (1) |
| Korea, Rep of | -- | -- | 181 | 2,163 | (1) | (1) | -- | 1,702 | (1) |
| Developed countries | -- | -- | 185,555 | 170,910 | (1) | (1) | -- | 12,997 | (1) |
| Developing countries | -- | -- | 28,143 | 33,282 | (1) | (1) | -- | 4,381 | (1) |
| Beverages ex juices(NA): | | | | | | | | | |
| World | -- | -- | 681,000 | 734,508 | (1) | (1) | -- | 78,316 | (1) |
| Canada | -- | -- | 91,666 | 104,625 | (1) | (1) | -- | 10,588 | (1) |
| Latin America | -- | -- | 210,061 | 162,030 | (1) | (1) | -- | 16,318 | (1) |
| Mexico | -- | -- | 60,105 | 46,609 | (1) | (1) | -- | 6,618 | (1) |
| Central America | -- | -- | 49,323 | 27,245 | (1) | (1) | -- | 1,569 | (1) |
| Guatemala | -- | -- | 8,214 | 5,853 | (1) | (1) | -- | 622 | (1) |
| El Salvador | -- | -- | 21,858 | 5,468 | (1) | (1) | -- | 109 | (1) |
| Honduras | -- | -- | 8,400 | 3,703 | (1) | (1) | -- | 55 | (1) |
| Panama | -- | -- | 8,503 | 10,959 | (1) | (1) | -- | 691 | (1) |
| Caribbean | -- | -- | 26,710 | 20,867 | (1) | (1) | -- | 1,681 | (1) |
| S America | -- | -- | 73,922 | 67,309 | (1) | (1) | -- | 6,449 | (1) |
| Ecuador | -- | -- | 7,310 | 14,644 | (1) | (1) | -- | 1,285 | (1) |
| Peru | -- | -- | 10,238 | 13,040 | (1) | (1) | -- | 96 | (1) |
| Chile | -- | -- | 13,214 | 5,805 | (1) | (1) | -- | 103 | (1) |
| Paraguay | -- | -- | 6,589 | 12,348 | (1) | (1) | -- | 1,836 | (1) |
| Argentina | -- | -- | 22,377 | 10,150 | (1) | (1) | -- | 1,804 | (1) |
| W Europe | -- | -- | 26,808 | 29,131 | (1) | (1) | -- | 3,127 | (1) |
| European Union | -- | -- | 20,854 | 22,604 | (1) | (1) | -- | 2,634 | (1) |
| United Kingdom | -- | -- | 9,219 | 9,419 | (1) | (1) | -- | 932 | (1) |
| Former Soviet Union | -- | -- | 13,777 | 8,485 | (1) | (1) | -- | 142 | (1) |
| Russia | -- | -- | 12,681 | 7,422 | (1) | (1) | -- | 78 | (1) |
| Asia | -- | -- | 237,444 | 298,180 | (1) | (1) | -- | 34,510 | (1) |
| W Asia (Mideast) | -- | -- | 36,068 | 40,404 | (1) | (1) | -- | 2,721 | (1) |
| Saudi Arabia | -- | -- | 16,860 | 17,694 | (1) | (1) | -- | 1,361 | (1) |
| Japan | -- | -- | 118,283 | 157,864 | (1) | (1) | -- | 23,491 | (1) |
| Southeast Asia | -- | -- | 30,807 | 34,024 | (1) | (1) | -- | 2,753 | (1) |
| Malaysia | -- | -- | 12,733 | 16,956 | (1) | (1) | -- | 570 | (1) |

See footnotes at end of table.

Appendix table A-2--U.S. agricultural exports: Quantity, value, and unit value by commodity and country, October-August 1992/93 and 1993/94, and August 1994--continued

| Commodity and country | October-August | | | | | | August 1994 | | |
|---------------------------------|----------------|-----------|-------------------|------------|-----------------|-----------|-------------|-------------------|-----------------|
| | Quantity | | Value (1,000 do1) | | Unit value (\$) | | Quantity | Value (1,000 do1) | Unit value (\$) |
| | 1992/93 | 1993/94 | 1992/93 | 1993/94 | 1992/93 | 1993/94 | | | |
| Beverages ex juices(NA): | | | | | | | | | |
| Indonesia | -- | -- | 7,079 | 6,673 | (1) | (1) | -- | 785 | (1) |
| Other East Asia | -- | -- | 49,490 | 64,449 | (1) | (1) | -- | 5,332 | (1) |
| Korea, Rep of | -- | -- | 10,709 | 5,838 | (1) | (1) | -- | 377 | (1) |
| Hong Kong | -- | -- | 21,467 | 33,146 | (1) | (1) | -- | 2,753 | (1) |
| Taiwan | -- | -- | 17,273 | 25,466 | (1) | (1) | -- | 2,202 | (1) |
| Oceania | -- | -- | 93,478 | 125,913 | (1) | (1) | -- | 13,148 | (1) |
| Australia | -- | -- | 71,659 | 106,319 | (1) | (1) | -- | 10,671 | (1) |
| New Zealand | -- | -- | 13,387 | 12,258 | (1) | (1) | -- | 1,812 | (1) |
| Developed countries | -- | -- | 322,828 | 412,526 | (1) | (1) | -- | 49,686 | (1) |
| Developing countries | -- | -- | 341,881 | 312,366 | (1) | (1) | -- | 28,265 | (1) |
| Other countries | -- | -- | 16,291 | 9,616 | (1) | (1) | -- | 355 | (1) |
| Selected non-ag exports(NA): | | | | | | | | | |
| World | -- | -- | 11,778,520 | 12,736,510 | (1) | (1) | -- | 1,417,766 | (1) |
| Fertilizers(MT): | | | | | | | | | |
| World | 38,483 | 38,234 | 1,688,338 | 2,223,855 | 43,872.30 | 58,164.32 | 2,653 | 181,175 | 70,965.60 |
| Nitrogen(MT): | | | | | | | | | |
| World | 20,769 | 23,348 | 1,657,689 | 2,197,583 | 79,815.52 | 94,122.84 | 1,281 | 179,124 | 139,831.13 |
| Phosphate(MT): | | | | | | | | | |
| World | 17,714 | 14,886 | 30,649 | 26,272 | 1,730.22 | 1,764.88 | 1,272 | 2,051 | 1,612.62 |
| Fish & shellfish(MT): | | | | | | | | | |
| World | 1,328,936 | 1,791,696 | 2,680,752 | 2,618,682 | 2,017.22 | 1,461.56 | 113,183 | 347,074 | 3,066.22 |
| Fish - fr or prep(MT): | | | | | | | | | |
| World | 557,689 | 588,842 | 1,516,840 | 1,506,223 | 2,719.87 | 2,557.84 | 71,774 | 242,636 | 3,380.55 |
| Shellfish(MT): | | | | | | | | | |
| World | 134,511 | 133,875 | 825,154 | 832,874 | 6,134.47 | 6,221.28 | 9,484 | 61,235 | 6,456.66 |
| Other fish prods(MT): | | | | | | | | | |
| World | 636,736 | 1,068,979 | 338,758 | 279,585 | 532.02 | 261.54 | 31,935 | 43,204 | 1,352.86 |
| Ag chemicals(MT): | | | | | | | | | |
| World | 254,221 | 254,775 | 1,219,645 | 1,221,871 | 4,797.58 | 4,795.88 | 19,715 | 106,359 | 5,364.84 |
| Fungicides(MT): | | | | | | | | | |
| World | 19,009 | 25,301 | 111,477 | 133,545 | 5,864.42 | 5,278.26 | 2,694 | 11,722 | 4,350.97 |
| Herbicides(MT): | | | | | | | | | |
| World | 116,260 | 97,239 | 546,628 | 546,801 | 4,701.77 | 5,623.26 | 7,530 | 39,015 | 5,181.31 |
| Insecticides(MT): | | | | | | | | | |
| World | 65,539 | 62,845 | 303,480 | 277,321 | 4,630.62 | 4,412.77 | 4,056 | 25,326 | 6,244.01 |
| Other pesticides(MT): | | | | | | | | | |
| World | 53,413 | 69,390 | 258,060 | 264,204 | 4,831.41 | 3,807.53 | 5,435 | 30,297 | 5,574.39 |
| Farm machinery(NA): | | | | | | | | | |
| World | -- | -- | 2,152,051 | 2,365,554 | (1) | (1) | -- | 220,400 | (1) |
| Tractors & self-prop mach(NO): | | | | | | | | | |
| World | 26,083 | 27,907 | 723,742 | 869,824 | 27,747.67 | 31,168.67 | 2,290 | 88,439 | 39,056.18 |
| Other ag machinery & parts(NA): | | | | | | | | | |
| World | -- | -- | 1,428,309 | 1,495,730 | (1) | (1) | -- | 130,961 | (1) |
| Tobacco - mfg(NA): | | | | | | | | | |
| World | -- | -- | 4,037,733 | 4,306,549 | (1) | (1) | -- | 562,757 | (1) |

-- Not available.
(1) Unit value cannot be computed.

Appendix table A-3--U.S. wheat exports: Quantity (1,000 MT) by destination,
October-August 1992/93 and 1993/94

| Destination | 1992/93 | | | 1993/94 | | | Percentage change of adjusted exports |
|------------------------|----------------|----------------|------------------|----------------|----------------|------------------|---------------------------------------|
| | Direct exports | Transit Canada | Adjusted exports | Direct exports | Transit Canada | Adjusted exports | |
| World | 33,193 | -- | 33,193 | 27,946 | -- | 27,946 | -16 |
| Latin America | 4,141 | 20 | 4,161 | 3,025 | 52 | 3,077 | -26 |
| Mexico | 637 | -- | 637 | 664 | -- | 664 | 4 |
| Central America | 772 | -- | 772 | 813 | -- | 813 | 5 |
| Guatemala | 231 | -- | 231 | 224 | -- | 224 | -3 |
| Caribbean | 524 | -- | 524 | 270 | -- | 270 | -48 |
| S America | 2,208 | 20 | 2,228 | 1,278 | 52 | 1,330 | -40 |
| Venezuela | 782 | 20 | 802 | 596 | 52 | 588 | -27 |
| Peru | 308 | -- | 308 | 347 | -- | 347 | 13 |
| W Europe | 531 | 10 | 540 | 436 | 48 | 484 | -10 |
| European Union | 331 | 5 | 336 | 307 | 29 | 336 | 0 |
| Netherlands | 0 | 0 | 0 | 3 | 10 | 13 | 0 |
| Belgium and Luxembourg | 79 | 5 | 84 | 99 | 8 | 106 | 27 |
| Spain, incl Canary Is | 30 | 0 | 30 | 14 | 11 | 25 | -17 |
| Other W Europe | 200 | 4 | 204 | 129 | 20 | 148 | -27 |
| Finland | 18 | 4 | 22 | 5 | 9 | 15 | -35 |
| Malta, Gozo | 22 | 0 | 22 | 19 | 10 | 29 | 31 |
| E Europe | 604 | 8 | 612 | 188 | 0 | 188 | -69 |
| Poland | 235 | 8 | 243 | 55 | 0 | 55 | -77 |
| Former Soviet Union | 3,821 | 423 | 4,244 | 1,931 | 0 | 1,931 | -55 |
| Russia | 1,797 | 370 | 2,167 | 733 | 0 | 733 | -66 |
| Ukraine | 403 | -- | 403 | 0 | -- | 0 | -100 |
| Asia | 14,401 | 105 | 14,505 | 14,506 | 41 | 14,548 | 0 |
| W Asia (Mideast) | 1,838 | 48 | 1,886 | 2,097 | 10 | 2,107 | 12 |
| Turkey | 39 | 17 | 56 | 122 | 10 | 132 | 133 |
| Israel, incl Gaza | 471 | -- | 471 | 619 | -- | 619 | 31 |
| Jordan | 432 | -- | 432 | 602 | -- | 602 | 39 |
| Yemen, Rep of | 538 | 31 | 569 | 506 | 0 | 506 | -11 |
| S Asia | 3,366 | 25 | 3,391 | 2,696 | 31 | 2,627 | -23 |
| India | 862 | 25 | 886 | 28 | 0 | 28 | -97 |
| Pakistan | 1,359 | -- | 1,359 | 1,257 | -- | 1,257 | -7 |
| Bangladesh | 304 | 0 | 304 | 526 | 31 | 567 | 84 |
| Sri Lanka | 792 | -- | 792 | 784 | -- | 784 | -1 |
| Japan | 2,968 | -- | 2,968 | 3,093 | -- | 3,093 | 4 |
| China | 2,114 | 31 | 2,145 | 2,047 | 0 | 2,047 | -5 |
| Southeast Asia | 1,887 | -- | 1,887 | 2,361 | -- | 2,361 | 25 |
| Thailand | 224 | -- | 224 | 303 | -- | 303 | 35 |
| Philippines | 1,488 | -- | 1,488 | 1,924 | -- | 1,924 | 29 |
| Other East Asia | 2,227 | -- | 2,227 | 2,312 | -- | 2,312 | 4 |
| Korea, Rep of | 1,321 | -- | 1,321 | 1,382 | -- | 1,382 | 5 |
| Taiwan | 784 | -- | 784 | 827 | -- | 827 | 5 |
| Africa | 8,621 | 467 | 9,088 | 7,347 | 330 | 7,677 | -16 |
| N Africa | 6,232 | 458 | 6,690 | 5,468 | 32 | 5,499 | -18 |
| Morocco | 1,691 | 60 | 1,751 | 857 | 9 | 866 | -51 |
| Algeria | 885 | 180 | 1,065 | 1,155 | 23 | 1,178 | 11 |
| Tunisia | 367 | -- | 367 | 482 | -- | 482 | 32 |
| Egypt | 3,290 | 218 | 3,508 | 2,972 | 0 | 2,972 | -15 |
| Sub-Sahara | 2,389 | 9 | 2,398 | 1,879 | 298 | 2,178 | -9 |
| Cameroon | 100 | 0 | 100 | 86 | 10 | 96 | -4 |
| Ghana | 130 | 9 | 140 | 182 | 4 | 186 | 34 |
| Togo | 53 | 0 | 53 | 15 | 10 | 25 | -54 |
| Nigeria | 1,046 | 0 | 1,046 | 448 | 276 | 723 | -31 |
| Rep S Africa | 672 | -- | 672 | 242 | -- | 242 | -64 |
| Unidentified country | 1,033 | -1,033 | 0 | 471 | -471 | 0 | 0 |
| Developed countries | 5,715 | -1,023 | 4,692 | 4,902 | -423 | 4,479 | -5 |
| Developing countries | 21,521 | 568 | 22,090 | 19,066 | 423 | 18,489 | -12 |
| Other countries | 5,957 | 454 | 6,411 | 3,978 | 0 | 3,978 | -38 |

-- Not applicable.

Appendix table A-4--U.S. coarse grain exports: Quantity (1,000 MT) by destination, October-August 1992/93 and 1993/94

| Destination | 1992/93 | | | 1993/94 | | | Percentage change of adjusted exports |
|------------------------|----------------|----------------|------------------|----------------|----------------|------------------|---------------------------------------|
| | Direct exports | Transit Canada | Adjusted exports | Direct exports | Transit Canada | Adjusted exports | |
| World | 46,156 | -- | 46,156 | 36,243 | -- | 36,243 | -21 |
| Canada | 1,135 | 0 | 1,135 | 498 | 47 | 546 | -52 |
| Latin America | 7,247 | -- | 7,247 | 7,554 | -- | 7,554 | 4 |
| Mexico | 4,264 | -- | 4,264 | 4,284 | -- | 4,284 | 0 |
| Central America | 626 | -- | 626 | 748 | -- | 748 | 20 |
| Costa Rica | 313 | -- | 313 | 354 | -- | 354 | 13 |
| Caribbean | 907 | -- | 907 | 852 | -- | 852 | -6 |
| Dominican Republic | 557 | -- | 557 | 578 | -- | 578 | 4 |
| S America | 1,450 | -- | 1,450 | 1,670 | -- | 1,670 | 15 |
| Colombia | 353 | -- | 353 | 614 | -- | 614 | 74 |
| Venezuela | 662 | -- | 662 | 684 | -- | 684 | 3 |
| W Europe | 1,541 | 41 | 1,582 | 1,906 | 10 | 1,916 | 21 |
| European Union | 1,489 | 41 | 1,530 | 1,905 | 10 | 1,915 | 25 |
| Belgium and Luxembourg | 163 | 0 | 163 | 141 | 10 | 151 | -8 |
| Spain, incl Canary Is | 1,202 | 41 | 1,244 | 1,286 | 0 | 1,286 | 3 |
| Portugal | 0 | -- | 0 | 434 | -- | 434 | 141887 |
| E Europe | 1,113 | -- | 1,113 | 65 | -- | 65 | -94 |
| Poland | 895 | -- | 895 | 0 | -- | 0 | -100 |
| Former Soviet Union | 4,314 | 560 | 4,874 | 2,506 | 109 | 2,615 | -46 |
| Russia | 2,835 | 560 | 3,396 | 2,259 | 79 | 2,337 | -31 |
| Ukraine | 818 | 0 | 818 | 0 | 31 | 31 | -96 |
| Asia | 23,766 | 507 | 24,273 | 19,594 | 557 | 20,151 | -17 |
| W Asia (Mideast) | 3,113 | 507 | 3,621 | 2,250 | 448 | 2,698 | -25 |
| Cyprus | 138 | 0 | 138 | 136 | 24 | 160 | 16 |
| Israel, inc Gaza | 871 | 137 | 1,009 | 579 | 138 | 718 | -29 |
| Jordan | 349 | 50 | 399 | 349 | 0 | 349 | -12 |
| Saudi Arabia | 706 | 320 | 1,027 | 898 | 285 | 1,183 | 15 |
| Japan | 14,790 | 0 | 14,790 | 12,375 | 109 | 12,484 | -16 |
| Other East Asia | 5,848 | -- | 5,848 | 4,962 | -- | 4,962 | -15 |
| Korea, Rep of | 987 | -- | 987 | 474 | -- | 474 | -52 |
| Taiwan | 4,857 | -- | 4,857 | 4,483 | -- | 4,483 | -8 |
| Africa | 5,845 | 65 | 5,910 | 3,274 | 107 | 3,381 | -43 |
| N Africa | 2,950 | 65 | 3,015 | 2,748 | 107 | 2,854 | -5 |
| Morocco | 292 | 37 | 329 | 197 | 0 | 197 | -40 |
| Algeria | 1,153 | 28 | 1,181 | 1,213 | 107 | 1,320 | 12 |
| Egypt | 1,260 | -- | 1,260 | 1,270 | -- | 1,270 | 1 |
| Sub-Sahara | 2,895 | -- | 2,895 | 527 | -- | 527 | -82 |
| Rep S Africa | 1,979 | -- | 1,979 | 12 | -- | 12 | -99 |
| Unidentified country | 1,174 | -1,174 | 0 | 830 | -830 | 0 | 0 |
| Developed countries | 21,508 | -895 | 20,614 | 16,213 | -525 | 15,689 | -24 |
| Developing countries | 20,333 | 435 | 20,768 | 17,524 | 415 | 17,939 | -14 |
| Other countries | 4,314 | 560 | 4,874 | 2,506 | 109 | 2,615 | -46 |

-- Not applicable.

Appendix table A-5--U.S. soybean exports: Quantity (1,000 MT) by destination, October-August 1992/93 and 1993/94

| Destination | 1992/93 | | | 1993/94 | | | Percentage change of adjusted exports |
|------------------------|----------------|----------------|------------------|----------------|----------------|------------------|---------------------------------------|
| | Direct exports | Transit Canada | Adjusted exports | Direct exports | Transit Canada | Adjusted exports | |
| World | 19,581 | -- | 19,581 | 15,213 | -- | 15,213 | -22 |
| Canada | 219 | -- | 219 | 24 | -- | 24 | -89 |
| Latin America | 2,505 | -- | 2,505 | 2,159 | -- | 2,159 | -14 |
| Mexico | 1,746 | -- | 1,746 | 1,684 | -- | 1,684 | -4 |
| Caribbean | 184 | -- | 184 | 177 | -- | 177 | -4 |
| S America | 440 | -- | 440 | 162 | -- | 162 | -63 |
| Brazil | 265 | -- | 265 | 0 | -- | 0 | -100 |
| W Europe | 8,058 | 240 | 8,298 | 5,870 | 209 | 6,079 | -27 |
| European Union | 8,028 | 240 | 8,268 | 5,793 | 209 | 6,002 | -27 |
| United Kingdom | 242 | 0 | 242 | 189 | 50 | 239 | -1 |
| Netherlands | 3,303 | 37 | 3,341 | 2,408 | 140 | 2,549 | -24 |
| Belgium and Luxembourg | 814 | -- | 814 | 543 | -- | 543 | -33 |
| France | 298 | 46 | 345 | 127 | 19 | 146 | -58 |
| Germany | 830 | 63 | 893 | 807 | 0 | 807 | -10 |
| Spain, incl Canary Is | 1,331 | 94 | 1,424 | 817 | 0 | 817 | -43 |
| Portugal | 965 | -- | 965 | 230 | -- | 230 | -37 |
| Italy | 611 | -- | 611 | 491 | -- | 491 | -20 |
| Asia | 8,311 | 19 | 8,330 | 6,776 | 12 | 6,787 | -19 |
| W Asia (Mideast) | 562 | 19 | 581 | 418 | 12 | 430 | -26 |
| Israel, inc Gaza | 513 | 19 | 532 | 373 | 12 | 384 | -28 |
| Japan | 3,735 | -- | 3,735 | 3,411 | -- | 3,411 | -9 |
| Southeast Asia | 805 | -- | 805 | 405 | -- | 405 | -50 |
| Malaysia | 292 | -- | 292 | 121 | -- | 121 | -58 |
| Indonesia | 422 | -- | 422 | 236 | -- | 236 | -44 |
| Other East Asia | 3,148 | -- | 3,148 | 2,471 | -- | 2,471 | -21 |
| Korea, Rep of | 966 | -- | 966 | 831 | -- | 831 | -14 |
| Taiwan | 2,181 | -- | 2,181 | 1,639 | -- | 1,639 | -25 |
| Unidentified country | 259 | -259 | 0 | 221 | -221 | 0 | 0 |
| Developed countries | 12,920 | -- | 12,920 | 9,927 | -- | 9,927 | -23 |
| Developing countries | 6,554 | -- | 6,554 | 5,187 | -- | 5,187 | -21 |

-- Not applicable.

Appendix table A-6--U.S. agricultural exports: Value (1,000 dol.) by destination,
October-August 1992/93 and 1993/94

| Destination | 1992/93 | | | 1993/94 | | | Percentage change of adjusted exports |
|------------------------|----------------|----------------|------------------|----------------|----------------|------------------|---------------------------------------|
| | Direct exports | Transit Canada | Adjusted exports | Direct exports | Transit Canada | Adjusted exports | |
| World | 39,369,339 | -- | 39,369,339 | 39,951,486 | -- | 39,951,486 | 1 |
| Canada | 4,802,506 | 0 | 4,802,506 | 4,814,086 | 4,681 | 4,818,767 | 0 |
| Latin America | 6,329,246 | 2,830 | 6,332,076 | 6,527,374 | 8,904 | 6,536,278 | 3 |
| Mexico | 3,406,733 | -- | 3,406,733 | 3,693,476 | -- | 3,693,476 | 8 |
| Central America | 612,285 | -- | 612,285 | 667,125 | -- | 667,125 | 9 |
| Caribbean | 919,827 | -- | 919,827 | 874,611 | -- | 874,611 | -5 |
| S America | 1,390,401 | 2,830 | 1,393,231 | 1,282,161 | 8,904 | 1,301,065 | -7 |
| Venezuela | 454,122 | 2,830 | 456,953 | 376,888 | 8,904 | 385,892 | -16 |
| W Europe | 7,044,268 | 54,094 | 7,098,362 | 6,493,602 | 57,727 | 6,551,330 | -8 |
| European Union | 6,611,409 | 53,565 | 6,664,974 | 6,029,529 | 55,048 | 6,084,577 | -9 |
| United Kingdom | 847,285 | 0 | 847,285 | 843,284 | 11,397 | 854,681 | 1 |
| Netherlands | 1,725,082 | 7,495 | 1,732,577 | 1,482,219 | 35,514 | 1,517,734 | -12 |
| Belgium and Luxembourg | 455,279 | 751 | 456,030 | 466,024 | 2,152 | 468,175 | 3 |
| France | 568,246 | 9,436 | 577,681 | 430,486 | 4,471 | 434,957 | -25 |
| Germany | 1,067,512 | 12,838 | 1,080,451 | 951,199 | 0 | 951,199 | -12 |
| Spain, incl Canary Is | 780,628 | 23,045 | 803,673 | 722,637 | 1,514 | 724,152 | -10 |
| Italy | 540,370 | -- | 540,370 | 504,303 | -- | 504,303 | -7 |
| Other W Europe | 432,859 | 529 | 433,388 | 464,074 | 2,679 | 466,752 | 8 |
| Finland | 41,642 | 529 | 42,171 | 51,670 | 1,233 | 52,903 | 25 |
| Malta, Gozo | 9,465 | 0 | 9,465 | 3,635 | 1,445 | 5,081 | -46 |
| E Europe | 435,362 | 1,011 | 436,373 | 290,550 | 0 | 290,550 | -33 |
| Poland | 218,179 | 1,011 | 219,190 | 102,375 | 0 | 102,375 | -53 |
| Former Soviet Union | 1,359,258 | 107,257 | 1,466,514 | 1,373,248 | 11,371 | 1,384,619 | -6 |
| Russia | 808,122 | 99,832 | 907,954 | 1,049,111 | 8,386 | 1,057,497 | 16 |
| Ukraine | 172,552 | 0 | 172,552 | 38,340 | 2,985 | 41,325 | -76 |
| Kazakhstan | 6,323 | -- | 6,323 | 2,720 | -- | 2,720 | -57 |
| Asia | 16,259,045 | 69,331 | 16,328,376 | 17,827,886 | 60,678 | 17,888,564 | 10 |
| W Asia (Mideast) | 1,706,703 | 62,037 | 1,768,740 | 1,521,189 | 45,850 | 1,567,039 | -11 |
| Turkey | 344,897 | 2,428 | 347,325 | 214,684 | 1,376 | 216,060 | -38 |
| Cyprus | 43,547 | 0 | 43,547 | 29,655 | 2,207 | 31,862 | -27 |
| Israel, inc Gaza | 333,904 | 18,087 | 351,990 | 330,319 | 14,103 | 344,422 | -2 |
| Jordan | 116,399 | 4,993 | 121,393 | 128,016 | 0 | 128,016 | 5 |
| Saudi Arabia | 402,484 | 32,342 | 434,836 | 436,335 | 28,163 | 464,498 | 7 |
| Yemen, Rep of | 129,505 | 4,187 | 133,692 | 111,166 | 0 | 111,166 | -17 |
| S Asia | 570,364 | 3,089 | 573,453 | 513,871 | 4,198 | 518,169 | -10 |
| India | 215,473 | 3,089 | 218,562 | 125,146 | 0 | 125,146 | -43 |
| Bangladesh | 45,511 | 0 | 45,511 | 92,370 | 4,198 | 96,568 | 112 |
| Japan | 7,743,550 | 0 | 7,743,550 | 8,523,798 | 10,631 | 8,534,428 | 10 |
| China | 306,846 | 4,205 | 311,051 | 783,488 | 0 | 783,488 | 152 |
| Southeast Asia | 1,430,091 | -- | 1,430,091 | 1,657,380 | -- | 1,657,380 | 16 |
| Philippines | 475,465 | -- | 475,465 | 508,910 | -- | 508,910 | 7 |
| Other East Asia | 4,501,491 | -- | 4,501,491 | 4,628,059 | -- | 4,628,059 | 7 |
| Korea, Rep of | 1,866,865 | -- | 1,866,865 | 1,880,951 | -- | 1,880,951 | 1 |
| Hong Kong | 806,895 | -- | 806,895 | 895,549 | -- | 895,549 | 23 |
| Taiwan | 1,812,899 | -- | 1,812,899 | 1,948,713 | -- | 1,948,713 | 8 |
| Oceania | 409,520 | -- | 409,520 | 457,017 | -- | 457,017 | 12 |
| Africa | 2,426,454 | 69,158 | 2,495,612 | 1,967,152 | 57,152 | 2,024,304 | -19 |
| N Africa | 1,461,417 | 67,960 | 1,529,377 | 1,318,678 | 16,892 | 1,335,570 | -13 |
| Morocco | 267,845 | 11,764 | 279,610 | 158,826 | 1,599 | 161,425 | -42 |
| Algeria | 386,567 | 27,535 | 414,103 | 555,586 | 15,293 | 570,880 | 38 |
| Egypt | 686,622 | 28,660 | 715,283 | 530,655 | 0 | 530,655 | -26 |
| Sub-Saharan | 965,037 | 1,198 | 966,235 | 648,474 | 40,260 | 688,734 | -29 |
| Cameroon | 20,712 | 0 | 20,712 | 15,355 | 1,405 | 16,761 | -19 |
| Ghana | 30,201 | 1,198 | 31,399 | 33,902 | 609 | 40,512 | 29 |
| Togo | 8,036 | 0 | 8,036 | 3,052 | 1,033 | 4,083 | -49 |
| Nigeria | 147,306 | 0 | 147,306 | 68,100 | 37,212 | 105,312 | -29 |
| Unidentified country | 303,680 | -303,680 | 0 | 200,514 | -200,514 | 0 | 0 |
| Developed countries | 20,957,711 | -231,500 | 20,726,272 | 20,869,228 | -113,372 | 20,755,856 | 0 |
| Developing countries | 16,732,519 | 120,038 | 16,852,558 | 16,915,227 | 102,000 | 17,017,227 | 1 |
| Other countries | 1,679,048 | 111,461 | 1,790,509 | 2,167,031 | 11,371 | 2,178,403 | 22 |

-- Not applicable.

Appendix table B-1--U.S. agricultural imports: Value (1,000 dol.) by country of origin, October-August 1992/93 and 1993/94, and August 1993 and 1994

| Region and country | October-August | | | August | |
|-----------------------|----------------|------------|-------------------|-----------|-----------|
| | 1992/93 | 1993/94 | Percentage change | 1993 | 1994 |
| World | 22,514,747 | 23,896,266 | 7 | 1,394,760 | 2,220,949 |
| Canada | 4,026,112 | 4,776,844 | 19 | 391,830 | 425,893 |
| Latin America | 7,404,217 | 7,864,088 | 6 | 562,599 | 679,012 |
| Mexico | 2,569,784 | 2,672,526 | 4 | 139,652 | 153,602 |
| Central America | 1,416,841 | 1,393,835 | -2 | 115,139 | 134,825 |
| Guatemala | 459,653 | 458,383 | 0 | 31,575 | 52,445 |
| Costa Rica | 507,777 | 483,325 | -5 | 47,446 | 45,523 |
| Caribbean | 280,523 | 291,106 | 4 | 39,759 | 21,743 |
| S America | 3,137,069 | 3,505,522 | 12 | 268,049 | 368,842 |
| Colombia | 764,049 | 856,806 | 12 | 52,062 | 111,595 |
| Ecuador | 313,917 | 394,617 | 26 | 31,572 | 62,401 |
| Chile | 455,424 | 482,263 | 6 | 24,154 | 16,868 |
| Brazil | 1,084,252 | 1,228,907 | 13 | 115,194 | 124,102 |
| Argentina | 352,128 | 337,857 | -4 | 29,109 | 29,680 |
| W Europe | 4,626,998 | 4,935,924 | 7 | 414,662 | 482,359 |
| European Union | 4,314,101 | 4,585,467 | 6 | 393,543 | 456,823 |
| Denmark | 418,284 | 493,054 | 18 | 40,054 | 40,863 |
| United Kingdom | 236,482 | 255,253 | 8 | 23,657 | 24,231 |
| Netherlands | 788,463 | 864,179 | 10 | 88,668 | 105,498 |
| France | 727,787 | 735,849 | 1 | 54,129 | 64,389 |
| Germany | 572,903 | 550,603 | -4 | 52,891 | 52,489 |
| Spain, incl Canary Is | 344,185 | 381,608 | 11 | 31,608 | 36,690 |
| Italy | 736,990 | 814,485 | 11 | 60,473 | 83,410 |
| Other W Europe | 312,297 | 350,457 | 12 | 21,119 | 25,536 |
| E Europe | 267,484 | 220,126 | -18 | 13,025 | 11,408 |
| Asia | 3,875,789 | 3,912,206 | 1 | 312,836 | 403,667 |
| W Asia (Mideast) | 406,207 | 317,164 | -22 | 19,665 | 17,194 |
| Turkey | 321,282 | 234,781 | -27 | 8,439 | 7,887 |
| S Asia | 342,189 | 424,771 | 24 | 28,926 | 42,871 |
| India | 289,792 | 376,485 | 30 | 26,388 | 38,637 |
| Japan | 237,899 | 252,376 | 6 | 20,498 | 23,355 |
| China | 391,785 | 419,445 | 7 | 38,991 | 35,067 |
| Southeast Asia | 2,222,781 | 2,225,266 | 0 | 180,260 | 257,770 |
| Thailand | 646,040 | 639,808 | -1 | 59,286 | 61,871 |
| Malaysia | 299,675 | 296,422 | -1 | 18,391 | 39,076 |
| Indonesia | 779,789 | 814,042 | 4 | 64,871 | 104,036 |
| Philippines | 446,157 | 402,692 | -10 | 31,764 | 39,714 |
| Other East Asia | 274,918 | 273,185 | -1 | 24,596 | 27,409 |
| Oceania | 1,707,974 | 1,647,121 | -4 | 158,056 | 143,586 |
| Australia | 947,315 | 906,261 | -4 | 105,818 | 94,377 |
| New Zealand | 726,171 | 708,139 | -2 | 49,090 | 45,263 |
| Africa | 580,156 | 607,628 | 5 | 39,930 | 70,240 |
| Sub-Saharan | 529,168 | 565,965 | 7 | 37,060 | 64,226 |
| Developed countries | 10,684,888 | 11,700,614 | 10 | 999,887 | 1,084,233 |
| Developing countries | 11,408,423 | 11,823,467 | 4 | 853,459 | 1,080,261 |
| Other countries | 423,436 | 472,184 | 12 | 41,313 | 46,455 |

Appendix table B-2--U.S. agricultural imports: Quantity and value by commodity--continued

| Commodity | October-August | | | | August | | | |
|------------------------------------|----------------|---------|------------------|-----------|----------------|-------|------------------|---------|
| | Thousand units | | Thousand dollars | | Thousand units | | Thousand dollars | |
| | 1992/93 | 1993/94 | 1992/93 | 1993/94 | 1993 | 1994 | 1993 | 1994 |
| Lime juice(HL): | 98 | 108 | 2,508 | 2,496 | 12 | 19 | 263 | 364 |
| Orange juice(HL): | 9,761 | 14,276 | 162,111 | 282,664 | 1,283 | 945 | 25,880 | 17,942 |
| Pineapple juice(HL): | 3,211 | 2,712 | 73,742 | 58,884 | 320 | 205 | 7,221 | 3,789 |
| Other fruit juice(HL): | 1,120 | 1,421 | 60,762 | 76,611 | 101 | 124 | 5,503 | 6,336 |
| Nuts & preps(MT): | 176 | 177 | 464,911 | 438,677 | 18 | 18 | 43,512 | 47,554 |
| Brazil nuts(MT): | 10 | 11 | 14,222 | 18,308 | 2 | 1 | 2,351 | 2,215 |
| Cashew nuts(MT): | 58 | 60 | 235,365 | 260,125 | 5 | 7 | 21,170 | 29,852 |
| Chestnuts(MT): | 4 | 3 | 8,913 | 6,192 | 0 | 0 | 66 | 33 |
| Coconut meat(MT): | 45 | 53 | 41,722 | 48,122 | 5 | 5 | 4,851 | 4,437 |
| Filberts(MT): | 4 | 3 | 10,834 | 11,115 | 0 | 0 | 817 | 425 |
| Macademia nuts(MT): | 2 | 2 | 13,667 | 12,647 | 0 | 0 | 1,609 | 1,774 |
| Pecans(MT): | 20 | 13 | 85,821 | 30,617 | 1 | 0 | 6,805 | 1,106 |
| Pistachio nuts(MT): | 0 | 1 | 1,134 | 1,556 | 0 | 0 | 136 | 423 |
| Other nuts(MT): | 33 | 32 | 53,234 | 47,994 | 4 | 4 | 5,707 | 7,188 |
| Vegetables & preps(NA): | -- | -- | 2,291,260 | 2,480,172 | -- | -- | 147,693 | 173,012 |
| Vegetables - fr or froz(MT): | 2,014 | 2,087 | 1,256,105 | 1,335,499 | 82 | 101 | 54,298 | 68,816 |
| Tomatoes(MT): | 365 | 391 | 296,938 | 319,263 | 16 | 21 | 8,687 | 18,015 |
| Asparagus, fresh or frozen(MT): | 28 | 26 | 40,276 | 39,665 | 2 | 2 | 1,719 | 3,017 |
| Beans, fresh or frozen(MT): | 17 | 17 | 19,299 | 19,314 | 1 | 1 | 737 | 700 |
| Cabbage(MT): | 24 | 15 | 5,847 | 3,425 | 2 | 2 | 631 | 553 |
| Carrots, fresh or frozen(MT): | 47 | 54 | 14,844 | 15,004 | 3 | 4 | 1,015 | 1,327 |
| Cauliflower & broccoli, fr/fz(MT): | 195 | 158 | 126,333 | 107,405 | 10 | 12 | 6,344 | 7,426 |
| Celery, fresh(MT): | 14 | 11 | 5,383 | 3,034 | 1 | 2 | 400 | 564 |
| Cucumbers(MT): | 238 | 248 | 84,351 | 105,348 | 3 | 6 | 1,453 | 2,632 |
| Eggplant(MT): | 20 | 19 | 11,707 | 17,698 | 0 | 0 | 14 | 7 |
| Endive, fresh(MT): | 2 | 2 | 5,693 | 4,699 | 0 | 0 | 208 | 604 |
| Garlic(MT): | 24 | 31 | 20,623 | 24,300 | 7 | 0 | 3,584 | 368 |
| Lettuce(MT): | 17 | 10 | 6,822 | 3,720 | 2 | 2 | 878 | 738 |
| Okra, fresh or frozen(MT): | 15 | 36 | 6,222 | 15,296 | 2 | 4 | 661 | 1,626 |
| Onions(MT): | 210 | 244 | 100,593 | 131,148 | 7 | 6 | 4,446 | 3,963 |
| Peas, incl chickpeas(MT): | 31 | 33 | 26,656 | 30,767 | 3 | 3 | 2,615 | 2,501 |
| Peppers(MT): | 152 | 160 | 170,889 | 179,924 | 6 | 6 | 6,613 | 7,857 |
| Potatoes, fresh or frozen(MT): | 329 | 318 | 89,113 | 112,849 | 12 | 15 | 5,608 | 6,423 |
| Radishes, fresh(MT): | 14 | 15 | 8,464 | 7,477 | 0 | 0 | 87 | 48 |
| Squash(MT): | 94 | 101 | 86,900 | 57,676 | 1 | 1 | 464 | 644 |
| Other vegs - fr or froz(MT): | 176 | 186 | 119,151 | 137,487 | 12 | 14 | 8,135 | 9,801 |
| Vegetables-prep/pres(NA): | -- | -- | 1,035,156 | 1,144,673 | -- | -- | 93,395 | 104,196 |
| Bamboo shoots, preserved(MT): | 26 | 28 | 22,555 | 20,862 | 1 | 2 | 1,166 | 1,827 |
| Bean cake, miso(MT): | 8 | 9 | 14,795 | 17,619 | 1 | 1 | 1,330 | 1,548 |
| Cucumbers, preserved(MT): | 8 | 13 | 5,858 | 10,394 | 1 | 3 | 580 | 2,066 |
| Garlic, dried(MT): | 4 | 8 | 4,354 | 6,432 | 0 | 0 | 314 | 242 |
| Olives - prep or pres(MT): | 69 | 65 | 144,095 | 142,739 | 8 | 7 | 13,401 | 14,268 |
| Mushrooms, canned(MT): | 44 | 60 | 93,793 | 122,010 | 3 | 6 | 7,061 | 12,568 |
| Mushrooms, dried(MT): | 2 | 1 | 21,464 | 15,655 | 0 | 0 | 1,515 | 1,748 |
| Onions, preserved(MT): | 5 | 3 | 6,156 | 3,321 | 0 | 0 | 333 | 266 |
| Hops, incl extract(MT): | 4 | 6 | 23,160 | 37,212 | 0 | 0 | 23 | 11 |
| Artichokes - prep(MT): | 19 | 29 | 29,781 | 40,579 | 2 | 3 | 2,950 | 5,311 |
| Asparagus - prep(MT): | 1 | 1 | 2,011 | 1,346 | 0 | 0 | 325 | 50 |
| Tomatoes, incl paste & sauce(MT): | 89 | 105 | 68,812 | 76,798 | 8 | 8 | 4,578 | 4,942 |
| Waterchestnuts(MT): | 37 | 38 | 25,780 | 26,005 | 5 | 2 | 3,749 | 1,669 |
| Beans & peas, dried(MT): | 33 | 43 | 21,031 | 25,474 | 3 | 3 | 1,844 | 1,959 |
| Mustard(MT): | 8 | 9 | 9,287 | 10,231 | 1 | 1 | 922 | 991 |
| Peppers & pimientos, prep(MT): | 14 | 12 | 15,825 | 14,452 | 1 | 1 | 1,299 | 1,400 |
| Soy sauce(MT): | 31 | 34 | 28,795 | 33,438 | 3 | 4 | 2,409 | 3,436 |
| Starches, excl wheat & corn(MT): | 66 | 62 | 24,024 | 19,827 | 13 | 2 | 3,534 | 1,073 |
| Soups & sauces(MT): | 61 | 63 | 124,265 | 126,689 | 6 | 6 | 10,488 | 12,581 |
| Vinegar(HL): | 140 | 200 | 18,748 | 22,488 | 18 | 37 | 2,238 | 3,367 |
| Yeasts(MT): | 28 | 31 | 34,612 | 35,649 | 3 | 3 | 3,356 | 3,379 |
| Other vegetables-prep/pres(NA): | -- | -- | 285,955 | 326,454 | -- | -- | 29,979 | 29,497 |
| Sugar & related prods(NA): | -- | -- | 928,123 | 943,805 | -- | -- | 83,115 | 106,267 |
| Sugar - cane & beet(MT): | 1,346 | 1,293 | 509,774 | 484,379 | 96 | 147 | 40,386 | 58,068 |
| Molasses(HL): | 7,083 | 10,100 | 53,681 | 82,181 | 301 | 693 | 2,379 | 7,244 |
| Confectionery prods(MT): | 117 | 122 | 235,860 | 243,053 | 14 | 15 | 26,860 | 29,561 |
| Other sugar & related prods(MT): | 310 | 289 | 134,807 | 134,193 | 31 | 21 | 13,390 | 11,395 |
| Spices(MT): | 23 | 22 | 40,740 | 30,263 | 2 | 1 | 2,594 | 1,865 |
| Tobacco - unmgf(MT): | 366 | 267 | 1,057,986 | 752,565 | 29 | 8 | 56,859 | 13,948 |
| Tobacco - filler(MT): | 271 | 226 | 1,001,895 | 723,199 | 18 | 5 | 52,565 | 10,856 |
| Tobacco - scrap(MT): | 94 | 38 | 48,168 | 16,067 | 10 | 2 | 4,019 | 1,681 |
| Other tobacco(MT): | 1 | 3 | 7,923 | 13,300 | 0 | 0 | 275 | 1,411 |
| Beverages, ex fruit juices(HL): | 12,770 | 14,424 | 1,801,895 | 1,936,260 | 1,301 | 1,490 | 163,756 | 191,797 |
| Wine(HL): | 2,208 | 2,468 | 883,111 | 931,171 | 201 | 234 | 68,313 | 86,244 |
| Malt beverages(HL): | 9,440 | 11,221 | 829,520 | 943,866 | 887 | 1,189 | 86,264 | 100,030 |
| Other beverages(HL): | 1,122 | 735 | 89,364 | 61,123 | 113 | 67 | 9,179 | 5,523 |
| Oilseeds & prods(MT): | 2,250 | 2,968 | 1,111,509 | 1,360,038 | 198 | 267 | 94,230 | 139,399 |
| Oilseeds & oilnuts(MT): | 345 | 821 | 120,381 | 250,590 | 27 | 57 | 10,948 | 18,458 |
| Flaxseed(MT): | 109 | 125 | 22,243 | 27,155 | 6 | 12 | 1,235 | 2,499 |
| Mustard seeds(MT): | 48 | 53 | 12,697 | 13,448 | 4 | 5 | 1,073 | 1,255 |
| Rapeseed(MT): | 22 | 379 | 5,839 | 99,606 | 7 | 27 | 2,252 | 7,403 |
| Sesameseed(MT): | 34 | 37 | 33,475 | 38,128 | 3 | 4 | 3,243 | 4,076 |
| Soybeans(MT): | 56 | 174 | 11,568 | 42,734 | 1 | 6 | 137 | 1,277 |
| Sunflower seeds(MT): | 45 | 25 | 11,434 | 8,001 | 2 | 0 | 658 | 200 |
| Other oilseeds & oilnuts(MT): | 33 | 29 | 23,125 | 21,518 | 3 | 3 | 2,350 | 1,748 |
| Oils & waxes-vegetable(MT): | 1,361 | 1,448 | 911,696 | 1,010,229 | 104 | 147 | 73,284 | 112,228 |
| Castor oil(MT): | 39 | 39 | 22,891 | 26,869 | 6 | 0 | 3,633 | 47 |
| Coconut oil(MT): | 487 | 424 | 212,447 | 191,059 | 25 | 41 | 10,344 | 23,414 |
| Cottonseed oil(MT): | 17 | 11 | 8,073 | 6,683 | 2 | 0 | 1,372 | 0 |
| Olive oil(MT): | 116 | 116 | 229,212 | 217,688 | 11 | 11 | 19,283 | 22,389 |
| Palm oil(MT): | 99 | 156 | 37,828 | 57,190 | 7 | 21 | 2,155 | 8,497 |
| Palm kernel oil(MT): | 124 | 123 | 71,075 | 62,358 | 4 | 13 | 1,493 | 8,819 |

See footnotes at end of table.

Appendix table 8-2--U.S. agricultural imports: Quantity and value by commodity--continued

| Commodity | October-August | | | | August | | | |
|---------------------------------|----------------|---------|------------------|------------|----------------|-------|------------------|-----------|
| | Thousand units | | Thousand dollars | | Thousand units | | Thousand dollars | |
| | 1992/93 | 1993/94 | 1992/93 | 1993/94 | 1993 | 1994 | 1993 | 1994 |
| Peanut oil(MT): | 0 | 5 | 391 | 4,361 | 0 | 0 | 113 | 53 |
| Rapeseed oil(MT): | 358 | 378 | 177,880 | 230,016 | 38 | 36 | 20,678 | 22,127 |
| Soybean oil(MT): | 1 | 30 | 548 | 17,002 | 1 | 1 | 272 | 961 |
| Sesame oil(MT): | 5 | 6 | 15,705 | 16,867 | 0 | 1 | 1,278 | 1,980 |
| Other vegetable oils(MT): | 114 | 159 | 135,547 | 180,136 | 10 | 24 | 12,662 | 23,943 |
| Oilcake & meal(MT): | 544 | 699 | 79,432 | 99,218 | 66 | 63 | 8,899 | 8,713 |
| Cotton, excl linters(MT): | 0 | 2 | 311 | 4,144 | 0 | 1 | 48 | 1,606 |
| Cotton linters(MT): | 11 | 13 | 10,163 | 11,812 | 1 | 1 | 759 | 1,142 |
| Seeds - field & garden(MT): | 181 | 292 | 202,121 | 238,353 | 6 | 8 | 14,296 | 14,755 |
| Cut flowers(NA): | -- | -- | 333,153 | 374,857 | -- | -- | 23,008 | 23,789 |
| Nursery stock, bulbs, etc.(NA): | -- | -- | 233,791 | 242,461 | -- | -- | 36,625 | 37,718 |
| Other vegetable prods(MT): | 29 | 30 | 138,422 | 149,374 | 2 | 2 | 11,480 | 12,740 |
| Selected non-ag imports(NA): | -- | -- | 9,915,923 | 11,115,496 | -- | -- | 879,660 | 1,019,100 |
| Fertilizers(MT): | 17,344 | 18,814 | 1,394,274 | 1,733,894 | 1,347 | 1,495 | 101,034 | 142,589 |
| Potassium(MT): | 6,283 | 7,212 | 504,822 | 580,823 | 555 | 605 | 42,562 | 46,191 |
| Nitrogen(MT): | 5,850 | 7,135 | 695,700 | 931,349 | 426 | 527 | 45,378 | 75,465 |
| Phosphate(MT): | 5,098 | 4,463 | 192,496 | 220,400 | 366 | 363 | 13,056 | 20,821 |
| Fish(MT): | 1,425 | 1,676 | 5,247,811 | 5,907,963 | 175 | 157 | 520,010 | 619,746 |
| Fish fresh or prep(MT): | 825 | 936 | 2,268,256 | 2,402,970 | 100 | 93 | 227,602 | 220,681 |
| Shellfish(MT): | 376 | 398 | 2,884,777 | 3,374,581 | 38 | 42 | 278,890 | 388,447 |
| Fish prods, other(MT): | 224 | 342 | 94,777 | 130,411 | 37 | 23 | 13,519 | 10,619 |
| Ag chemicals(MT): | 101 | 108 | 621,620 | 680,878 | 6 | 7 | 32,848 | 40,101 |
| Fungicides(MT): | 32 | 33 | 78,766 | 93,864 | 2 | 3 | 4,473 | 6,898 |
| Herbicides(MT): | 21 | 21 | 186,579 | 200,781 | 1 | 1 | 11,856 | 10,151 |
| Insecticides(MT): | 6 | 9 | 41,164 | 65,084 | 0 | 0 | 2,481 | 2,094 |
| Other pesticides(MT): | 43 | 45 | 315,111 | 321,249 | 3 | 3 | 14,037 | 20,958 |
| Farm machinery(NA): | -- | -- | 2,172,484 | 2,552,082 | -- | -- | 183,736 | 204,608 |
| Tractors & self-prop mach(NA): | 1,928 | 2,927 | 1,097,206 | 1,462,313 | 147 | 310 | 83,628 | 116,211 |
| Other ag mach & parts(NA): | -- | -- | 1,075,278 | 1,089,769 | -- | -- | 100,107 | 88,397 |
| Tobacco - mfg(NA): | -- | -- | 379,733 | 240,579 | -- | -- | 42,033 | 12,055 |

-- Not available.

Appendix table B-3--U.S. agricultural imports: Quantity, value, and unit value by commodity and country, October-August 1992/93 and 1993/94, and August 1994

| Commodity and country | October-August | | | | | | August 1994 | | |
|--|----------------|---------|--------------------|------------|-----------------|---------|-------------|--------------------|-----------------|
| | Quantity | | Value (1,000 dol.) | | Unit value (\$) | | Quantity | Value (1,000 dol.) | Unit value (\$) |
| | 1992/93 | 1993/94 | 1992/93 | 1993/94 | 1992/93 | 1993/94 | | | |
| Total agricultural imports(NA): | | | | | | | | | |
| World | -- | -- | 22,514,747 | 23,896,266 | (1) | (1) | -- | 2,220,849 | (1) |
| Canada | -- | -- | 4,026,112 | 4,776,844 | (1) | (1) | -- | 425,893 | (1) |
| Latin America | -- | -- | 7,404,217 | 7,864,089 | (1) | (1) | -- | 679,012 | (1) |
| Mexico | -- | -- | 2,569,784 | 2,672,526 | (1) | (1) | -- | 153,602 | (1) |
| Central America | -- | -- | 1,416,841 | 1,393,935 | (1) | (1) | -- | 134,825 | (1) |
| Guatemala | -- | -- | 459,653 | 458,383 | (1) | (1) | -- | 52,445 | (1) |
| Costa Rica | -- | -- | 507,777 | 483,325 | (1) | (1) | -- | 46,523 | (1) |
| Caribbean | -- | -- | 280,523 | 281,106 | (1) | (1) | -- | 21,743 | (1) |
| S America | -- | -- | 3,137,059 | 3,506,522 | (1) | (1) | -- | 368,842 | (1) |
| Colombia | -- | -- | 764,049 | 856,806 | (1) | (1) | -- | 111,595 | (1) |
| Ecuador | -- | -- | 313,917 | 394,617 | (1) | (1) | -- | 62,401 | (1) |
| Chile | -- | -- | 456,424 | 482,263 | (1) | (1) | -- | 16,868 | (1) |
| Brazil | -- | -- | 1,084,252 | 1,228,907 | (1) | (1) | -- | 124,102 | (1) |
| Argentina | -- | -- | 352,128 | 337,857 | (1) | (1) | -- | 29,680 | (1) |
| W Europe | -- | -- | 4,626,398 | 4,935,924 | (1) | (1) | -- | 482,359 | (1) |
| European Union | -- | -- | 4,314,101 | 4,585,467 | (1) | (1) | -- | 456,823 | (1) |
| Denmark | -- | -- | 418,284 | 493,054 | (1) | (1) | -- | 40,863 | (1) |
| United Kingdom | -- | -- | 236,482 | 255,253 | (1) | (1) | -- | 24,231 | (1) |
| Netherlands | -- | -- | 788,463 | 864,179 | (1) | (1) | -- | 105,498 | (1) |
| France | -- | -- | 727,787 | 735,849 | (1) | (1) | -- | 64,389 | (1) |
| Germany | -- | -- | 572,509 | 550,603 | (1) | (1) | -- | 52,489 | (1) |
| Spain, incl Canary Is | -- | -- | 344,185 | 381,608 | (1) | (1) | -- | 36,690 | (1) |
| Italy | -- | -- | 736,990 | 814,486 | (1) | (1) | -- | 83,410 | (1) |
| Other W Europe | -- | -- | 312,297 | 350,457 | (1) | (1) | -- | 25,536 | (1) |
| E Europe | -- | -- | 267,484 | 220,126 | (1) | (1) | -- | 11,408 | (1) |
| Asia | -- | -- | 3,875,789 | 3,912,206 | (1) | (1) | -- | 403,667 | (1) |
| W Asia (Mideast) | -- | -- | 406,207 | 317,164 | (1) | (1) | -- | 17,194 | (1) |
| Turkey | -- | -- | 321,282 | 234,781 | (1) | (1) | -- | 7,897 | (1) |
| S Asia | -- | -- | 342,189 | 424,771 | (1) | (1) | -- | 42,871 | (1) |
| India | -- | -- | 289,792 | 376,485 | (1) | (1) | -- | 38,637 | (1) |
| Japan | -- | -- | 237,899 | 252,376 | (1) | (1) | -- | 23,355 | (1) |
| China | -- | -- | 391,795 | 419,445 | (1) | (1) | -- | 35,067 | (1) |
| Southeast Asia | -- | -- | 2,222,781 | 2,225,266 | (1) | (1) | -- | 257,770 | (1) |
| Thailand | -- | -- | 646,040 | 639,808 | (1) | (1) | -- | 61,871 | (1) |
| Malaysia | -- | -- | 299,675 | 296,422 | (1) | (1) | -- | 39,076 | (1) |
| Indonesia | -- | -- | 779,789 | 814,042 | (1) | (1) | -- | 104,036 | (1) |
| Philippines | -- | -- | 446,157 | 402,692 | (1) | (1) | -- | 39,714 | (1) |
| Other East Asia | -- | -- | 274,918 | 273,186 | (1) | (1) | -- | 27,409 | (1) |
| Oceania | -- | -- | 1,707,974 | 1,647,121 | (1) | (1) | -- | 143,586 | (1) |
| Australia | -- | -- | 947,315 | 906,261 | (1) | (1) | -- | 94,377 | (1) |
| New Zealand | -- | -- | 726,171 | 708,139 | (1) | (1) | -- | 45,263 | (1) |
| Africa | -- | -- | 580,156 | 607,628 | (1) | (1) | -- | 70,240 | (1) |
| Sub-Sahara | -- | -- | 529,168 | 565,965 | (1) | (1) | -- | 64,226 | (1) |
| Developed countries | -- | -- | 10,684,888 | 11,700,614 | (1) | (1) | -- | 1,084,233 | (1) |
| Developing countries | -- | -- | 11,406,423 | 11,823,467 | (1) | (1) | -- | 1,090,261 | (1) |
| Other countries | -- | -- | 423,436 | 472,184 | (1) | (1) | -- | 46,455 | (1) |
| Noncompetitive ag imports(NA): | | | | | | | | | |
| World | -- | -- | 5,093,624 | 5,530,647 | (1) | (1) | -- | 675,328 | (1) |
| Canada | -- | -- | 240,050 | 252,040 | (1) | (1) | -- | 25,909 | (1) |
| Latin America | -- | -- | 2,453,186 | 2,734,147 | (1) | (1) | -- | 382,079 | (1) |
| Mexico | -- | -- | 346,086 | 395,895 | (1) | (1) | -- | 30,990 | (1) |
| Central America | -- | -- | 823,254 | 779,016 | (1) | (1) | -- | 94,072 | (1) |
| Guatemala | -- | -- | 262,773 | 272,686 | (1) | (1) | -- | 36,052 | (1) |
| El Salvador | -- | -- | 96,743 | 46,192 | (1) | (1) | -- | 10,921 | (1) |
| Honduras | -- | -- | 130,324 | 145,640 | (1) | (1) | -- | 10,444 | (1) |
| Costa Rica | -- | -- | 315,136 | 268,667 | (1) | (1) | -- | 32,653 | (1) |
| Caribbean | -- | -- | 65,497 | 81,662 | (1) | (1) | -- | 6,786 | (1) |
| Dominican Republic | -- | -- | 53,081 | 66,001 | (1) | (1) | -- | 4,805 | (1) |
| S America | -- | -- | 1,218,349 | 1,477,574 | (1) | (1) | -- | 250,221 | (1) |
| Colombia | -- | -- | 463,904 | 531,844 | (1) | (1) | -- | 90,330 | (1) |
| Ecuador | -- | -- | 282,261 | 356,469 | (1) | (1) | -- | 59,965 | (1) |
| Brazil | -- | -- | 357,809 | 462,181 | (1) | (1) | -- | 82,638 | (1) |
| W Europe | -- | -- | 577,531 | 611,391 | (1) | (1) | -- | 57,488 | (1) |
| European Union | -- | -- | 516,460 | 540,318 | (1) | (1) | -- | 51,125 | (1) |
| Denmark | -- | -- | 73,658 | 80,445 | (1) | (1) | -- | 5,532 | (1) |
| United Kingdom | -- | -- | 49,302 | 56,326 | (1) | (1) | -- | 3,813 | (1) |
| Netherlands | -- | -- | 87,140 | 94,127 | (1) | (1) | -- | 10,531 | (1) |
| France | -- | -- | 64,562 | 76,100 | (1) | (1) | -- | 8,759 | (1) |
| Germany | -- | -- | 125,603 | 121,030 | (1) | (1) | -- | 10,533 | (1) |
| Other W Europe | -- | -- | 61,071 | 71,072 | (1) | (1) | -- | 6,363 | (1) |
| Asia | -- | -- | 1,428,068 | 1,493,757 | (1) | (1) | -- | 171,699 | (1) |
| S Asia | -- | -- | 117,032 | 152,028 | (1) | (1) | -- | 14,084 | (1) |
| India | -- | -- | 89,682 | 125,897 | (1) | (1) | -- | 11,536 | (1) |
| China | -- | -- | 109,775 | 112,850 | (1) | (1) | -- | 8,985 | (1) |
| Southeast Asia | -- | -- | 1,107,892 | 1,135,024 | (1) | (1) | -- | 138,801 | (1) |
| Thailand | -- | -- | 203,315 | 214,828 | (1) | (1) | -- | 21,207 | (1) |
| Malaysia | -- | -- | 180,337 | 146,262 | (1) | (1) | -- | 17,165 | (1) |
| Indonesia | -- | -- | 678,287 | 705,081 | (1) | (1) | -- | 88,714 | (1) |
| Oceania | -- | -- | 56,834 | 56,262 | (1) | (1) | -- | 6,269 | (1) |
| Africa | -- | -- | 321,709 | 371,913 | (1) | (1) | -- | 31,442 | (1) |
| Sub-Sahara | -- | -- | 304,557 | 368,882 | (1) | (1) | -- | 30,162 | (1) |
| Ivory Coast | -- | -- | 107,688 | 143,251 | (1) | (1) | -- | 5,571 | (1) |
| Developed countries | -- | -- | 888,163 | 845,412 | (1) | (1) | -- | 91,629 | (1) |
| Developing countries | -- | -- | 4,081,977 | 4,455,519 | (1) | (1) | -- | 569,298 | (1) |
| Other countries | -- | -- | 113,984 | 129,716 | (1) | (1) | -- | 14,400 | (1) |

See footnotes at end of table.

Appendix table B-3--U.S. agricultural imports: Quantity, value, and unit value by commodity and country, October-August 1992/93 and 1993/94, and August 1994--continued

| Commodity and country | October-August | | | | | | August 1994 | | |
|-------------------------------------|----------------|-----------|--------------------|-----------|-----------------|----------|-------------|--------------------|-----------------|
| | Quantity | | Value (1,000 dol.) | | Unit value (\$) | | Quantity | Value (1,000 dol.) | Unit value (\$) |
| | 1992/93 | 1993/94 | 1992/93 | 1993/94 | 1992/93 | 1993/94 | | | |
| Bananas & plantains(MT): | | | | | | | | | |
| World | 3,424,085 | 3,501,645 | 994,064 | 967,903 | 290.31 | 276.41 | 345,370 | 92,776 | 268.63 |
| Latin America | 3,414,059 | 3,496,482 | 987,346 | 963,307 | 289.20 | 275.51 | 344,940 | 92,398 | 267.87 |
| Mexico | 331,409 | 194,345 | 91,969 | 59,448 | 277.51 | 305.89 | 15,559 | 4,649 | 298.77 |
| Central America | 1,666,766 | 1,839,451 | 490,427 | 495,513 | 294.24 | 269.38 | 187,585 | 47,861 | 255.67 |
| Guatemala | 369,499 | 353,550 | 114,363 | 108,788 | 309.51 | 307.70 | 46,598 | 13,442 | 288.46 |
| Honduras | 380,164 | 503,788 | 98,269 | 126,220 | 258.49 | 250.54 | 35,768 | 8,829 | 246.84 |
| Costa Rica | 882,256 | 842,761 | 267,599 | 223,147 | 303.42 | 264.78 | 91,156 | 22,382 | 245.53 |
| Panama | 34,842 | 139,317 | 10,083 | 37,342 | 289.38 | 268.04 | 14,063 | 3,308 | 235.26 |
| S America | 1,414,612 | 1,461,803 | 404,070 | 407,677 | 285.64 | 278.88 | 141,726 | 39,742 | 280.41 |
| Colombia | 574,266 | 671,134 | 167,668 | 199,796 | 281.97 | 297.70 | 64,412 | 19,770 | 306.93 |
| Venezuela | 59,005 | 43,852 | 18,561 | 14,674 | 314.56 | 334.63 | 3,840 | 1,324 | 344.86 |
| Ecuador | 780,875 | 746,484 | 217,469 | 192,849 | 278.49 | 258.34 | 73,439 | 18,561 | 252.74 |
| Developing countries | 3,424,080 | 3,501,584 | 894,045 | 967,809 | 290.31 | 276.39 | 345,370 | 92,776 | 268.63 |
| Coffee, incl prods(MT): | | | | | | | | | |
| World | 1,100,147 | 889,817 | 1,384,711 | 1,731,285 | 1,258.66 | 1,945.66 | 86,898 | 310,688 | 3,205.34 |
| Canada | 5,604 | 6,433 | 28,896 | 35,550 | 5,156.33 | 5,526.13 | 779 | 4,759 | 6,108.98 |
| Latin America | 876,308 | 711,466 | 1,093,916 | 1,371,126 | 1,248.32 | 1,927.18 | 78,339 | 257,229 | 3,283.54 |
| Mexico | 155,528 | 166,141 | 207,273 | 295,710 | 1,332.71 | 1,779.87 | 5,671 | 21,515 | 3,793.91 |
| Central America | 249,500 | 132,353 | 322,522 | 271,060 | 1,282.67 | 2,048.01 | 14,022 | 44,867 | 3,199.73 |
| Guatemala | 108,737 | 78,479 | 144,513 | 158,752 | 1,239.01 | 2,022.86 | 6,650 | 21,985 | 3,306.06 |
| El Salvador | 78,434 | 23,017 | 96,709 | 46,148 | 1,233.00 | 2,004.93 | 3,567 | 10,916 | 3,060.19 |
| Honduras | 25,974 | 9,264 | 30,890 | 17,908 | 1,193.13 | 1,833.06 | 570 | 1,606 | 2,816.70 |
| Costa Rica | 30,556 | 17,327 | 42,344 | 40,132 | 1,385.80 | 2,316.15 | 3,078 | 9,743 | 3,165.32 |
| Caribbean | 18,901 | 8,444 | 23,428 | 17,007 | 1,239.52 | 2,014.10 | 844 | 3,671 | 4,350.03 |
| Dominican Republic | 18,631 | 7,605 | 21,255 | 15,715 | 1,140.82 | 1,803.48 | 540 | 2,248 | 4,163.19 |
| S America | 452,379 | 404,528 | 540,693 | 787,348 | 1,195.22 | 1,846.34 | 57,802 | 187,176 | 3,238.23 |
| Colombia | 211,907 | 140,656 | 289,496 | 324,852 | 1,366.15 | 2,309.55 | 19,359 | 70,421 | 3,637.65 |
| Venezuela | 18,675 | 20,329 | 20,562 | 29,322 | 1,101.06 | 1,442.38 | 60 | 156 | 2,601.42 |
| Ecuador | 34,919 | 52,339 | 30,658 | 102,980 | 877.97 | 1,967.57 | 10,575 | 38,197 | 3,612.01 |
| Peru | 20,796 | 7,844 | 21,029 | 18,286 | 1,011.20 | 2,331.26 | 2,798 | 9,395 | 3,357.58 |
| Brazil | 166,042 | 183,324 | 178,884 | 311,843 | 1,077.34 | 1,701.05 | 25,010 | 69,007 | 2,758.19 |
| W Europe | 34,739 | 34,321 | 87,030 | 105,986 | 2,505.24 | 3,088.08 | 2,837 | 12,350 | 4,205.07 |
| European Union | 27,838 | 26,940 | 63,125 | 78,555 | 2,267.60 | 2,915.91 | 2,354 | 9,732 | 4,159.70 |
| Netherlands | 2,605 | 3,371 | 14,647 | 20,084 | 5,622.46 | 5,957.81 | 325 | 2,670 | 8,215.70 |
| Germany | 23,270 | 15,915 | 39,125 | 35,417 | 1,681.34 | 2,225.36 | 941 | 3,029 | 3,218.59 |
| Other W Europe | 6,901 | 7,381 | 23,904 | 27,431 | 3,463.89 | 3,716.45 | 583 | 2,558 | 4,388.26 |
| Sweden | 3,920 | 5,345 | 14,879 | 21,540 | 3,795.57 | 4,029.94 | 297 | 1,260 | 4,243.19 |
| Asia | 118,570 | 101,491 | 109,845 | 146,710 | 926.42 | 1,445.55 | 9,252 | 22,081 | 2,386.61 |
| S Asia | 6,252 | 14,465 | 7,082 | 19,398 | 1,132.82 | 1,341.04 | 1,277 | 2,619 | 2,050.72 |
| India | 5,231 | 14,465 | 7,048 | 19,395 | 1,131.13 | 1,340.78 | 1,277 | 2,615 | 2,047.91 |
| Southeast Asia | 111,807 | 86,207 | 99,751 | 124,265 | 892.17 | 1,441.47 | 7,882 | 19,094 | 2,422.50 |
| Thailand | 73,150 | 40,639 | 60,745 | 48,183 | 830.41 | 1,185.63 | 2,148 | 3,905 | 1,817.82 |
| Indonesia | 30,585 | 28,912 | 31,846 | 51,937 | 1,041.23 | 1,786.38 | 3,262 | 8,049 | 2,467.42 |
| Africa | 61,370 | 33,591 | 61,311 | 65,808 | 899.04 | 1,959.08 | 5,522 | 14,067 | 2,547.36 |
| Sub-Saharan | 61,352 | 33,591 | 61,301 | 65,808 | 898.17 | 1,959.08 | 5,522 | 14,067 | 2,547.36 |
| Ivory Coast | 25,140 | 7,212 | 15,857 | 8,517 | 630.75 | 1,180.95 | 505 | 683 | 1,312.06 |
| Developed countries | 40,501 | 40,857 | 117,131 | 142,024 | 2,892.04 | 3,476.11 | 3,716 | 17,109 | 4,604.20 |
| Developing countries | 1,059,644 | 838,351 | 1,267,572 | 1,573,054 | 1,195.22 | 1,876.37 | 91,536 | 288,306 | 3,149.64 |
| Cocoa & prods(MT): | | | | | | | | | |
| World | 711,440 | 689,177 | 944,420 | 977,775 | 1,327.48 | 1,418.76 | 57,936 | 91,261 | 1,575.21 |
| Canada | 81,706 | 99,251 | 150,412 | 166,063 | 1,840.89 | 1,673.16 | 9,452 | 16,870 | 1,784.02 |
| Latin America | 228,856 | 199,370 | 261,104 | 263,701 | 1,140.91 | 1,322.67 | 13,322 | 19,172 | 1,439.15 |
| Mexico | 23,948 | 10,109 | 25,861 | 16,887 | 1,107.61 | 1,670.47 | 742 | 1,363 | 1,837.21 |
| Caribbean | 42,899 | 49,932 | 36,654 | 57,204 | 855.63 | 1,145.63 | 2,033 | 2,700 | 1,328.29 |
| Dominican Republic | 40,630 | 47,738 | 30,375 | 50,892 | 747.60 | 1,066.07 | 1,966 | 2,519 | 1,281.16 |
| S America | 159,677 | 136,566 | 194,453 | 184,372 | 1,217.79 | 1,350.05 | 10,287 | 14,443 | 1,403.98 |
| Ecuador | 27,348 | 43,537 | 30,704 | 56,359 | 1,122.70 | 1,294.50 | 1,842 | 2,825 | 1,533.89 |
| Brazil | 122,527 | 80,647 | 146,628 | 107,058 | 1,196.70 | 1,327.49 | 7,895 | 10,134 | 1,283.61 |
| W Europe | 82,099 | 85,235 | 173,399 | 176,685 | 2,112.07 | 2,072.91 | 8,617 | 18,882 | 2,191.20 |
| European Union | 78,018 | 80,832 | 154,654 | 157,984 | 1,982.29 | 1,954.48 | 8,224 | 16,879 | 2,052.43 |
| United Kingdom | 13,087 | 12,766 | 23,366 | 24,154 | 1,785.41 | 1,892.09 | 941 | 1,531 | 1,626.70 |
| Netherlands | 40,875 | 42,615 | 59,511 | 62,131 | 1,455.94 | 1,457.86 | 4,349 | 6,554 | 1,507.12 |
| Belgium and Luxembourg | 5,993 | 4,951 | 21,661 | 18,596 | 3,614.41 | 3,756.00 | 611 | 2,085 | 3,412.50 |
| France | 2,960 | 4,993 | 9,100 | 10,779 | 3,074.38 | 2,453.63 | 408 | 637 | 1,561.98 |
| Germany | 7,133 | 8,028 | 21,193 | 19,628 | 2,971.18 | 2,444.93 | 590 | 1,890 | 3,204.15 |
| Italy | 1,633 | 2,593 | 9,966 | 13,717 | 6,102.79 | 5,289.84 | 592 | 3,153 | 5,325.78 |
| Other W Europe | 4,081 | 4,403 | 18,745 | 18,700 | 4,593.13 | 4,247.18 | 393 | 2,002 | 5,095.21 |
| Switzerland | 3,348 | 3,444 | 16,171 | 15,545 | 4,830.10 | 4,513.78 | 306 | 1,563 | 5,108.95 |
| Asia | 153,522 | 117,269 | 192,588 | 162,442 | 1,254.46 | 1,385.21 | 17,731 | 25,525 | 1,439.58 |
| China | 12,703 | 11,651 | 29,110 | 27,006 | 2,291.56 | 2,317.88 | 514 | 1,301 | 2,531.75 |
| Southeast Asia | 138,315 | 102,724 | 155,031 | 127,388 | 1,120.85 | 1,240.10 | 16,948 | 23,625 | 1,393.98 |
| Malaysia | 41,340 | 15,652 | 57,666 | 28,739 | 1,394.91 | 1,836.13 | 2,524 | 5,468 | 2,163.10 |
| Singapore | 9,403 | 11,053 | 15,907 | 17,142 | 1,691.73 | 1,550.89 | 1,705 | 2,907 | 1,704.70 |
| Indonesia | 84,941 | 73,273 | 75,865 | 75,432 | 893.15 | 1,029.46 | 12,582 | 14,945 | 1,187.83 |
| Oceania | 19,465 | 13,754 | 16,554 | 15,284 | 850.47 | 1,111.21 | 1,954 | 2,694 | 1,378.84 |
| Papua New Guinea | 19,357 | 13,119 | 16,175 | 14,209 | 835.62 | 1,083.07 | 1,936 | 2,669 | 1,378.70 |
| Africa | 145,189 | 173,701 | 148,470 | 191,875 | 1,022.60 | 1,105.20 | 6,834 | 8,018 | 1,173.27 |
| Sub-Saharan | 145,165 | 173,686 | 148,350 | 191,896 | 1,021.84 | 1,104.84 | 6,834 | 8,018 | 1,173.27 |
| Ivory Coast | 79,156 | 119,978 | 85,433 | 131,202 | 1,079.90 | 1,093.55 | 4,332 | 4,867 | 1,123.53 |
| Ghana | 36,986 | 29,852 | 34,394 | 32,861 | 929.81 | 1,100.80 | 2,502 | 3,151 | 1,259.39 |
| Nigeria | 25,855 | 18,539 | 26,070 | 21,967 | 1,008.33 | 1,184.81 | 0 | 0 | .00 |
| Developed countries | 165,241 | 186,215 | 328,248 | 347,728 | 1,892.53 | 1,867.35 | 18,154 | 35,882 | 1,982.06 |
| Developing countries | 533,496 | 491,265 | 586,060 | 602,894 | 1,098.53 | 1,227.43 | 39,268 | 53,978 | 1,374.60 |
| Other countries | 12,703 | 11,697 | 29,112 | 27,053 | 2,291.75 | 2,312.80 | 514 | 1,301 | 2,531.75 |

See footnotes at end of table.

Appendix table B-3--U.S. agricultural imports: Quantity, value, and unit value by commodity and country, October-August 1992/93 and 1993/94, and August 1994--continued

| Commodity and country | October-August | | | | | | August 1994 | | |
|--|----------------|---------|--------------------|---------|-----------------|-----------|-------------|--------------------|-----------------|
| | Quantity | | Value (1,000 dol.) | | Unit value (\$) | | Quantity | Value (1,000 dol.) | Unit value (\$) |
| | 1992/93 | 1993/94 | 1992/93 | 1993/94 | 1992/93 | 1993/94 | | | |
| Tea(MT): | | | | | | | | | |
| World | 129,293 | 129,124 | 171,595 | 172,169 | 1,327.17 | 1,339.36 | 9,201 | 13,879 | 1,508.37 |
| Canada | 41,081 | 37,502 | 25,600 | 23,461 | 623.15 | 625.60 | 28 | 165 | 5,896.21 |
| Latin America | 24,821 | 27,693 | 27,553 | 31,012 | 1,110.06 | 1,119.84 | 3,160 | 3,341 | 1,057.36 |
| S America | 24,313 | 27,283 | 26,676 | 29,886 | 1,097.19 | 1,095.41 | 3,124 | 3,236 | 1,035.82 |
| Brazil | 2,919 | 3,528 | 4,048 | 4,030 | 1,386.82 | 1,142.37 | 226 | 270 | 1,195.58 |
| Argentina | 20,490 | 22,440 | 21,257 | 23,894 | 1,039.40 | 1,064.78 | 2,708 | 2,533 | 935.51 |
| W Europe | 5,736 | 5,518 | 31,933 | 24,897 | 5,567.15 | 4,511.98 | 569 | 2,707 | 4,757.43 |
| European Union | 5,653 | 5,500 | 30,991 | 24,618 | 5,482.28 | 4,475.92 | 569 | 2,703 | 4,749.95 |
| United Kingdom | 472 | 669 | 2,469 | 3,373 | 5,230.18 | 5,041.31 | 53 | 374 | 7,064.72 |
| Netherlands | 959 | 598 | 2,243 | 1,589 | 2,339.05 | 2,657.98 | 87 | 222 | 2,556.90 |
| Germany | 4,055 | 4,016 | 24,945 | 17,985 | 6,151.73 | 4,478.30 | 413 | 1,971 | 4,771.52 |
| Asia | 44,759 | 48,287 | 71,582 | 78,953 | 1,599.27 | 1,635.07 | 4,355 | 6,341 | 1,455.97 |
| S Asia | 7,308 | 9,024 | 20,561 | 24,736 | 2,813.43 | 2,741.18 | 961 | 1,843 | 1,918.30 |
| India | 3,952 | 4,570 | 13,253 | 16,623 | 3,353.53 | 3,637.37 | 396 | 928 | 2,342.55 |
| Sri Lanka | 3,323 | 4,447 | 7,234 | 8,100 | 2,176.82 | 1,821.48 | 565 | 916 | 1,620.86 |
| Japan | 188 | 259 | 1,935 | 2,460 | 10,293.27 | 9,496.87 | 12 | 203 | 16,894.25 |
| China | 22,265 | 22,941 | 26,019 | 27,714 | 1,168.62 | 1,208.07 | 1,991 | 2,327 | 1,168.66 |
| Southeast Asia | 13,522 | 14,085 | 15,387 | 15,855 | 1,137.93 | 1,125.63 | 1,310 | 1,331 | 1,016.20 |
| Indonesia | 13,207 | 13,506 | 14,875 | 14,860 | 1,126.26 | 1,107.63 | 1,276 | 1,284 | 1,006.23 |
| Other East Asia | 1,457 | 1,961 | 7,624 | 8,119 | 5,232.66 | 4,140.13 | 80 | 635 | 7,931.30 |
| Korea, Rep of | 425 | 290 | 1,941 | 2,077 | 4,568.18 | 7,161.50 | 5 | 50 | 9,953.20 |
| Hong Kong | 535 | 1,177 | 2,117 | 2,099 | 3,956.60 | 1,783.13 | 35 | 172 | 4,911.43 |
| Taiwan | 474 | 494 | 3,536 | 3,943 | 7,460.13 | 7,982.21 | 40 | 413 | 10,320.95 |
| Oceania | 6,031 | 1,005 | 2,867 | 1,046 | 475.32 | 1,040.85 | 77 | 84 | 1,084.60 |
| Australia | 5,058 | 1 | 1,744 | 6 | 344.77 | 5,920.00 | 1 | 1 | 1,470.00 |
| Africa | 6,571 | 8,909 | 11,428 | 12,321 | 1,739.11 | 1,383.01 | 1,001 | 1,201 | 1,200.17 |
| Sub-Sahara | 6,536 | 8,876 | 11,289 | 12,232 | 1,727.24 | 1,378.11 | 1,001 | 1,201 | 1,200.17 |
| Kenya | 3,404 | 3,515 | 6,327 | 6,212 | 1,858.64 | 1,767.35 | 329 | 517 | 1,570.85 |
| Malawi | 2,169 | 4,030 | 3,446 | 4,464 | 1,588.75 | 1,107.64 | 496 | 504 | 1,015.26 |
| Developed countries | 52,326 | 43,909 | 61,597 | 51,634 | 1,177.17 | 1,175.93 | 651 | 3,128 | 4,805.52 |
| Developing countries | 54,692 | 62,130 | 83,961 | 92,648 | 1,535.17 | 1,491.19 | 6,559 | 8,423 | 1,284.24 |
| Other countries | 22,275 | 23,085 | 26,037 | 27,887 | 1,168.87 | 1,208.03 | 1,991 | 2,327 | 1,168.66 |
| Other countries | 6,031 | 1,005 | 2,867 | 1,046 | 475.32 | 1,040.85 | 77 | 84 | 1,084.60 |
| Spices(MT): | | | | | | | | | |
| World | 114,478 | 123,725 | 240,110 | 277,976 | 2,097.43 | 2,246.73 | 11,792 | 26,430 | 2,241.98 |
| Latin America | 11,277 | 16,732 | 15,363 | 27,914 | 1,362.31 | 1,668.32 | 1,478 | 2,287 | 1,547.50 |
| Mexico | 3,759 | 3,141 | 4,578 | 6,188 | 1,217.79 | 1,969.96 | 198 | 359 | 1,814.47 |
| Central America | 1,650 | 1,771 | 2,969 | 3,727 | 1,799.49 | 2,104.48 | 28 | 192 | 6,871.03 |
| S America | 4,947 | 10,445 | 6,089 | 15,638 | 1,230.83 | 1,497.19 | 1,225 | 1,664 | 1,358.47 |
| Brazil | 3,744 | 8,777 | 4,069 | 12,892 | 1,086.81 | 1,480.22 | 1,133 | 1,499 | 1,322.84 |
| W Europe | 8,599 | 8,369 | 24,645 | 29,911 | 2,866.08 | 3,579.97 | 623 | 2,720 | 4,366.15 |
| European Union | 8,557 | 8,295 | 24,182 | 29,468 | 2,826.01 | 3,552.50 | 614 | 2,627 | 4,279.10 |
| Netherlands | 2,587 | 1,983 | 2,485 | 3,633 | 960.65 | 1,832.10 | 142 | 502 | 3,532.64 |
| Germany | 805 | 1,299 | 3,137 | 4,319 | 3,896.82 | 3,325.19 | 151 | 609 | 4,031.85 |
| Spain, incl Canary Is | 3,365 | 2,961 | 9,968 | 8,595 | 2,962.36 | 2,902.82 | 209 | 557 | 2,665.58 |
| Italy | 225 | 123 | 4,461 | 8,480 | 19,824.92 | 68,942.28 | 22 | 543 | 24,697.73 |
| E Europe | 4,061 | 2,362 | 7,031 | 4,770 | 1,731.26 | 2,019.46 | 193 | 362 | 1,873.36 |
| Albania | 1,032 | 758 | 2,415 | 1,575 | 2,340.20 | 2,077.83 | 55 | 126 | 2,282.18 |
| Asia | 80,457 | 83,650 | 142,607 | 162,206 | 1,772.46 | 1,938.87 | 8,441 | 16,346 | 1,936.55 |
| W Asia (Mideast) | 6,524 | 9,745 | 15,243 | 20,167 | 2,301.25 | 2,069.51 | 933 | 1,854 | 1,986.95 |
| Turkey | 5,179 | 7,483 | 12,058 | 16,171 | 2,328.24 | 2,160.96 | 594 | 1,270 | 2,138.04 |
| S Asia | 26,226 | 30,571 | 35,209 | 42,114 | 1,342.90 | 1,377.57 | 2,616 | 4,057 | 1,551.01 |
| India | 21,909 | 27,746 | 24,741 | 35,990 | 1,129.26 | 1,297.13 | 2,264 | 3,335 | 1,472.95 |
| Pakistan | 3,241 | 1,849 | 6,881 | 2,741 | 2,122.96 | 1,482.43 | 95 | 157 | 1,652.53 |
| Sri Lanka | 1,076 | 876 | 3,587 | 3,382 | 3,339.60 | 3,465.60 | 257 | 566 | 2,201.16 |
| China | 4,234 | 8,550 | 13,471 | 18,069 | 3,181.57 | 2,113.38 | 857 | 1,486 | 1,733.59 |
| Southeast Asia | 42,210 | 33,606 | 72,655 | 76,812 | 1,721.28 | 2,285.65 | 3,888 | 8,302 | 2,195.17 |
| Indonesia | 38,548 | 30,346 | 67,324 | 70,772 | 1,746.50 | 2,332.17 | 3,717 | 7,851 | 2,112.06 |
| Other East Asia | 1,033 | 989 | 4,957 | 3,449 | 4,799.13 | 3,486.92 | 138 | 573 | 4,154.61 |
| Hong Kong | 787 | 827 | 3,282 | 2,433 | 4,170.16 | 2,941.37 | 128 | 495 | 3,869.15 |
| Oceania | 1,037 | 657 | 2,451 | 3,292 | 2,363.77 | 5,010.92 | 30 | 521 | 17,374.67 |
| Africa | 8,044 | 10,348 | 46,840 | 48,579 | 5,822.93 | 4,694.58 | 940 | 4,117 | 4,379.80 |
| N Africa | 5,752 | 8,142 | 7,177 | 9,585 | 1,247.78 | 1,177.28 | 710 | 908 | 1,279.52 |
| Egypt | 3,920 | 5,934 | 4,989 | 7,065 | 1,272.72 | 1,190.57 | 592 | 744 | 1,256.87 |
| Sub-Sahara | 2,292 | 2,206 | 39,662 | 38,994 | 17,304.73 | 17,676.37 | 230 | 3,209 | 13,950.23 |
| Madagascar | 1,414 | 1,466 | 31,272 | 30,824 | 22,115.63 | 21,026.04 | 149 | 2,676 | 17,962.90 |
| French Indian Oc Areas | 119 | 139 | 7,577 | 7,628 | 63,672.03 | 54,876.55 | 8 | 466 | 58,306.25 |
| Developed countries | 10,329 | 10,870 | 28,426 | 34,628 | 2,752.10 | 3,185.66 | 808 | 3,142 | 3,888.29 |
| Developing countries | 99,806 | 104,192 | 198,104 | 225,083 | 1,984.89 | 2,160.27 | 10,097 | 21,729 | 2,152.04 |
| Other countries | 4,343 | 8,663 | 13,550 | 18,265 | 3,126.83 | 2,108.35 | 887 | 1,559 | 1,758.17 |
| Rubber & allied gums - crude(MT): | | | | | | | | | |
| World | 911,081 | 918,361 | 780,210 | 801,260 | 856.96 | 872.49 | 85,935 | 86,151 | 1,002.51 |
| Asia | 873,405 | 883,831 | 748,551 | 771,592 | 857.05 | 873.01 | 83,782 | 83,968 | 1,002.22 |
| Southeast Asia | 855,477 | 877,429 | 740,721 | 765,418 | 855.85 | 872.34 | 83,445 | 83,579 | 1,001.60 |
| Thailand | 158,622 | 184,343 | 135,807 | 160,703 | 856.17 | 871.76 | 17,245 | 17,074 | 990.10 |
| Malaysia | 131,000 | 123,935 | 121,319 | 115,847 | 926.10 | 934.74 | 11,623 | 11,396 | 980.47 |
| Indonesia | 569,423 | 558,697 | 477,680 | 479,614 | 838.88 | 858.45 | 54,236 | 54,755 | 1,009.57 |
| Africa | 34,080 | 30,814 | 27,570 | 25,550 | 808.98 | 829.18 | 1,767 | 1,747 | 988.85 |
| Sub-Sahara | 34,061 | 30,704 | 27,550 | 25,421 | 808.84 | 827.92 | 1,767 | 1,747 | 988.85 |
| Nigeria | 21,317 | 22,760 | 16,603 | 18,111 | 778.87 | 795.74 | 1,149 | 1,112 | 957.48 |
| Developing countries | 909,515 | 917,447 | 777,666 | 799,623 | 855.03 | 871.57 | 85,806 | 85,991 | 1,002.16 |
| Silk - raw(MT): | | | | | | | | | |
| World | 161 | 173 | 4,558 | 4,484 | 28,309.19 | 25,916.54 | 13 | 386 | 29,711.61 |
| Latin America | 112 | 92 | 3,153 | 2,478 | 28,153.45 | 26,929.47 | 4 | 136 | 34,094.00 |
| S America | 112 | 92 | 3,153 | 2,478 | 28,153.45 | 26,929.47 | 4 | 136 | 34,094.00 |
| Brazil | 112 | 92 | 3,153 | 2,478 | 28,153.45 | 26,929.47 | 4 | 136 | 34,094.00 |

See footnotes at end of table.

Appendix table B-3--U.S. agricultural imports: Quantity, value, and unit value by commodity and country, October-August 1992/93 and 1993/94, and August 1994--continued

| Commodity and country | October-August | | | | | | August 1994 | | |
|-----------------------------------|----------------|---------|--------------------|---------|-----------------|-----------|-------------|--------------------|-----------------|
| | Quantity | | Value (1,000 dol.) | | Unit value (\$) | | Quantity | Value (1,000 dol.) | Unit value (\$) |
| | 1992/93 | 1993/94 | 1992/93 | 1993/94 | 1992/93 | 1993/94 | | | |
| Silk - raw(MT): | | | | | | | | | |
| W Europe | 2 | 2 | 39 | 57 | 19,662.00 | 28,724.50 | 0 | 0 | 0.00 |
| European Union | 2 | 2 | 39 | 57 | 19,662.00 | 28,724.50 | 0 | 0 | .00 |
| Asia | 47 | 79 | 1,364 | 1,948 | 29,025.91 | 24,662.53 | 9 | 250 | 27,763.89 |
| China | 42 | 71 | 1,251 | 1,752 | 29,781.21 | 24,677.59 | 9 | 250 | 27,763.89 |
| Other East Asia | 5 | 7 | 113 | 177 | 22,681.40 | 25,336.86 | 0 | 0 | .00 |
| Hong Kong | 5 | 7 | 113 | 177 | 22,681.40 | 25,336.86 | 0 | 0 | .00 |
| Developed countries | 2 | 3 | 40 | 68 | 19,832.50 | 22,660.67 | 0 | 0 | .00 |
| Developing countries | 117 | 99 | 3,267 | 2,663 | 27,925.67 | 26,903.74 | 4 | 136 | 34,094.00 |
| Other countries | 42 | 71 | 1,251 | 1,752 | 29,781.21 | 24,677.59 | 9 | 250 | 27,763.89 |
| Wool, unmfng - carpet(MT): | | | | | | | | | |
| World | 12,462 | 11,887 | 28,062 | 28,464 | 2,251.82 | 2,392.57 | 1,175 | 3,025 | 2,574.71 |
| Latin America | 371 | 496 | 728 | 1,033 | 1,862.89 | 2,081.69 | 16 | 44 | 2,780.69 |
| S America | 354 | 496 | 718 | 1,033 | 2,029.18 | 2,081.69 | 16 | 44 | 2,780.69 |
| Uruguay | 22 | 167 | 57 | 407 | 2,606.73 | 2,439.97 | 0 | 0 | .00 |
| Argentina | 168 | 249 | 578 | 584 | 3,440.21 | 2,343.80 | 16 | 44 | 2,780.69 |
| W Europe | 2,743 | 2,537 | 4,681 | 4,876 | 1,706.41 | 1,921.78 | 272 | 599 | 2,203.38 |
| European Union | 2,667 | 2,475 | 4,644 | 4,835 | 1,741.47 | 1,853.73 | 272 | 599 | 2,203.38 |
| United Kingdom | 2,415 | 2,311 | 4,217 | 4,430 | 1,746.00 | 1,916.76 | 253 | 533 | 2,106.12 |
| Asia | 338 | 405 | 494 | 359 | 1,460.58 | 884.70 | 75 | 54 | 724.80 |
| S Asia | 249 | 390 | 256 | 338 | 1,029.91 | 865.46 | 75 | 54 | 724.80 |
| Pakistan | 249 | 390 | 228 | 338 | 916.15 | 865.46 | 75 | 54 | 724.80 |
| Oceania | 8,689 | 8,022 | 21,082 | 20,880 | 2,426.34 | 2,602.80 | 737 | 2,042 | 2,770.01 |
| Australia | 366 | 141 | 1,128 | 496 | 3,080.84 | 3,515.23 | 15 | 55 | 3,682.80 |
| New Zealand | 8,323 | 7,881 | 19,955 | 20,384 | 2,397.56 | 2,586.48 | 722 | 1,986 | 2,751.05 |
| Africa | 185 | 290 | 899 | 1,079 | 4,861.03 | 3,721.70 | 52 | 250 | 4,802.10 |
| Sub-Sahara | 185 | 290 | 899 | 1,079 | 4,861.03 | 3,721.70 | 52 | 250 | 4,802.10 |
| Rep S Africa | 185 | 290 | 899 | 1,079 | 4,861.03 | 3,721.70 | 52 | 250 | 4,802.10 |
| Developed countries | 11,734 | 10,945 | 26,833 | 26,999 | 2,286.80 | 2,466.76 | 1,082 | 2,924 | 2,702.16 |
| Developing countries | 629 | 899 | 1,032 | 1,406 | 1,640.91 | 1,564.28 | 91 | 99 | 1,086.27 |
| Fibers, excl cotton(MT): | | | | | | | | | |
| World | 72,916 | 77,293 | 39,196 | 50,756 | 537.54 | 656.67 | 7,449 | 4,129 | 554.35 |
| Canada | 31,181 | 35,716 | 10,131 | 11,273 | 324.80 | 315.64 | 4,694 | 1,489 | 317.12 |
| Latin America | 10,784 | 11,403 | 9,746 | 10,229 | 902.93 | 897.06 | 899 | 812 | 903.08 |
| Mexico | 7,500 | 7,424 | 6,981 | 6,775 | 930.83 | 912.54 | 581 | 521 | 897.45 |
| S America | 3,282 | 3,979 | 2,749 | 3,455 | 837.69 | 868.18 | 318 | 290 | 913.38 |
| Ecuador | 3,257 | 3,796 | 2,716 | 3,329 | 833.87 | 876.92 | 318 | 290 | 913.38 |
| W Europe | 10,027 | 11,762 | 8,704 | 18,571 | 868.09 | 1,578.91 | 473 | 897 | 1,896.14 |
| European Union | 10,027 | 11,762 | 8,702 | 18,568 | 867.83 | 1,578.65 | 473 | 897 | 1,896.14 |
| Belgium and Luxembourg | 9,862 | 10,898 | 8,464 | 16,122 | 858.28 | 1,479.37 | 393 | 619 | 1,575.92 |
| France | 33 | 750 | 80 | 2,308 | 2,416.09 | 3,076.70 | 80 | 278 | 3,459.21 |
| Asia | 17,982 | 16,692 | 9,699 | 10,188 | 539.39 | 610.35 | 1,383 | 932 | 673.92 |
| S Asia | 12,877 | 10,336 | 3,710 | 3,436 | 288.10 | 332.41 | 903 | 360 | 398.72 |
| India | 4,661 | 3,068 | 1,927 | 1,541 | 413.52 | 502.25 | 162 | 102 | 630.01 |
| Bangladesh | 1,621 | 2,683 | 562 | 1,087 | 346.43 | 405.18 | 410 | 191 | 466.46 |
| Sri Lanka | 6,595 | 4,585 | 1,221 | 808 | 185.13 | 176.19 | 331 | 67 | 204.62 |
| China | 1,110 | 1,528 | 614 | 817 | 553.33 | 534.40 | 0 | 0 | .00 |
| Southeast Asia | 3,976 | 4,789 | 5,301 | 5,829 | 1,333.28 | 1,217.15 | 480 | 572 | 1,191.64 |
| Thailand | 411 | 293 | 451 | 392 | 1,096.11 | 1,336.59 | 0 | 0 | .00 |
| Philippines | 3,426 | 4,469 | 4,725 | 5,399 | 1,379.17 | 1,203.03 | 459 | 533 | 1,177.36 |
| Africa | 2,915 | 1,706 | 890 | 480 | 305.47 | 281.08 | 0 | 0 | .00 |
| N Africa | 2,790 | 1,548 | 809 | 393 | 289.91 | 254.07 | 0 | 0 | .00 |
| Egypt | 2,790 | 1,548 | 809 | 393 | 289.91 | 254.07 | 0 | 0 | .00 |
| Developed countries | 41,218 | 47,478 | 18,835 | 29,850 | 456.97 | 628.72 | 5,157 | 2,385 | 461.66 |
| Developing countries | 30,588 | 28,287 | 19,746 | 20,089 | 645.55 | 710.18 | 2,282 | 1,744 | 764.20 |
| Other countries | 1,110 | 1,528 | 614 | 817 | 553.33 | 534.40 | 0 | 0 | .00 |
| Essential oils(MT): | | | | | | | | | |
| World | 28,091 | 26,595 | 189,532 | 211,440 | 6,747.09 | 7,950.36 | 2,631 | 22,517 | 8,559.34 |
| Canada | 238 | 321 | 3,132 | 6,098 | 13,158.09 | 18,998.08 | 99 | 1,859 | 18,965.21 |
| Latin America | 17,263 | 16,327 | 46,622 | 54,365 | 2,700.69 | 3,329.74 | 1,318 | 5,661 | 4,294.83 |
| Mexico | 424 | 1,161 | 7,807 | 7,884 | 18,647.86 | 6,790.48 | 206 | 2,110 | 10,243.96 |
| Caribbean | 82 | 93 | 1,899 | 4,236 | 23,157.89 | 45,545.47 | 4 | 306 | 76,511.25 |
| S America | 16,610 | 14,798 | 35,966 | 41,008 | 2,165.35 | 2,771.20 | 1,101 | 3,190 | 2,897.60 |
| Peru | 189 | 265 | 3,557 | 4,195 | 18,818.37 | 15,828.87 | 7 | 115 | 16,605.71 |
| Brazil | 13,322 | 11,635 | 18,165 | 20,469 | 1,363.51 | 1,759.27 | 989 | 1,485 | 1,501.55 |
| Argentina | 894 | 997 | 11,686 | 13,727 | 14,011.62 | 13,768.53 | 86 | 1,443 | 16,778.75 |
| W Europe | 2,990 | 2,978 | 76,279 | 80,483 | 25,511.40 | 27,026.00 | 367 | 6,458 | 17,596.33 |
| European Union | 2,733 | 2,777 | 69,820 | 69,906 | 25,547.05 | 25,173.33 | 306 | 5,857 | 19,141.60 |
| United Kingdom | 250 | 341 | 5,664 | 11,526 | 22,654.18 | 33,799.28 | 5 | 442 | 88,482.60 |
| Netherlands | 91 | 255 | 6,168 | 5,032 | 67,780.79 | 18,734.01 | 7 | 485 | 69,286.57 |
| France | 1,720 | 1,607 | 39,474 | 39,908 | 22,950.05 | 24,833.63 | 212 | 3,702 | 17,461.64 |
| Germany | 132 | 51 | 3,254 | 1,766 | 24,653.55 | 34,625.43 | 9 | 165 | 18,283.00 |
| Spain, incl Canary Is | 246 | 244 | 8,041 | 5,293 | 32,688.69 | 21,691.69 | 45 | 503 | 11,177.44 |
| Italy | 246 | 274 | 6,606 | 6,121 | 26,855.61 | 22,337.94 | 26 | 536 | 20,599.81 |
| Other W Europe | 257 | 201 | 6,459 | 10,877 | 25,132.26 | 52,622.37 | 61 | 601 | 9,844.65 |
| Switzerland | 237 | 132 | 5,724 | 9,622 | 24,150.97 | 72,896.84 | 22 | 509 | 23,130.54 |
| E Europe | 453 | 773 | 2,845 | 3,086 | 6,279.88 | 3,991.80 | 0 | 14 | .00 |
| Bulgaria | 335 | 490 | 2,306 | 2,771 | 6,882.55 | 5,655.50 | 0 | 8 | .00 |
| Asia | 6,362 | 5,563 | 45,751 | 59,779 | 7,191.24 | 10,745.84 | 765 | 7,735 | 10,110.91 |
| W Asia (Mideast) | 2,642 | 741 | 2,294 | 3,937 | 868.38 | 4,908.30 | 294 | 907 | 3,083.59 |
| S Asia | 737 | 1,028 | 9,615 | 15,755 | 13,046.17 | 15,326.26 | 80 | 1,660 | 20,752.04 |
| India | 693 | 891 | 8,665 | 14,458 | 14,612.95 | 16,226.97 | 67 | 1,516 | 22,625.83 |
| Japan | 67 | 67 | 3,685 | 3,719 | 55,000.22 | 55,502.85 | 18 | 1,121 | 62,276.39 |
| China | 1,915 | 2,432 | 15,809 | 21,666 | 8,255.58 | 8,908.67 | 210 | 2,033 | 9,681.84 |
| Southeast Asia | 787 | 1,071 | 11,102 | 13,346 | 14,106.46 | 12,461.54 | 147 | 1,888 | 12,845.05 |
| Indonesia | 667 | 865 | 10,560 | 12,329 | 15,831.77 | 14,252.85 | 123 | 1,792 | 14,567.71 |

See footnotes at end of table.

Appendix table B-3--U.S. agricultural imports: Quantity, value, and unit value by commodity and country, October-August 1992/93 and 1993/94, and August 1994--continued

| Commodity and country | October-August | | | | | | August 1994 | | |
|-----------------------------|----------------|---------|--------------------|------------|-----------------|------------|-------------|--------------------|-----------------|
| | Quantity | | Value (1,000 dol.) | | Unit value (\$) | | Quantity | Value (1,000 dol.) | Unit value (\$) |
| | 1992/93 | 1993/94 | 1992/93 | 1993/94 | 1992/93 | 1993/94 | | | |
| Essential oils(MT): | | | | | | | | | |
| Other East Asia | 214 | 224 | 3,245 | 1,656 | 15,164.27 | 7,391.76 | 16 | 126 | 7,857.56 |
| Hong Kong | 197 | 53 | 3,053 | 454 | 15,495.72 | 8,573.15 | 1 | 8 | 7,920.00 |
| Oceania | 114 | 152 | 3,599 | 2,710 | 31,573.05 | 17,829.09 | 24 | 151 | 6,309.92 |
| Australia | 114 | 146 | 3,584 | 2,647 | 31,442.52 | 18,129.67 | 20 | 128 | 6,423.05 |
| Africa | 535 | 444 | 10,190 | 4,426 | 19,047.06 | 9,967.83 | 52 | 565 | 10,862.15 |
| N Africa | 218 | 65 | 8,374 | 2,573 | 38,411.84 | 39,578.71 | 6 | 362 | 60,301.17 |
| Morocco | 200 | 25 | 6,856 | 592 | 34,278.19 | 23,665.04 | 1 | 49 | 48,736.00 |
| Developed countries | 3,595 | 3,961 | 88,266 | 95,351 | 24,552.37 | 24,072.42 | 553 | 9,916 | 17,931.37 |
| Developing countries | 22,445 | 20,161 | 84,343 | 93,919 | 3,757.74 | 4,658.43 | 1,861 | 10,493 | 5,638.39 |
| Other countries | 2,051 | 2,473 | 16,924 | 22,170 | 8,251.69 | 8,964.99 | 217 | 2,108 | 9,713.90 |
| Drugs - crude natural(MT): | | | | | | | | | |
| World | 57,139 | 56,984 | 317,065 | 307,134 | 5,549.02 | 5,389.82 | 3,581 | 24,084 | 6,725.52 |
| Canada | 653 | 444 | 20,395 | 7,883 | 31,233.21 | 17,754.95 | 69 | 527 | 7,639.01 |
| Latin America | 13,363 | 14,892 | 5,555 | 6,234 | 415.67 | 418.59 | 245 | 668 | 2,726.36 |
| S America | 12,826 | 14,027 | 3,734 | 4,082 | 291.16 | 291.03 | 105 | 291 | 2,772.17 |
| W Europe | 13,264 | 13,073 | 159,106 | 169,031 | 12,749.25 | 12,929.77 | 727 | 12,861 | 17,690.92 |
| European Union | 11,732 | 11,048 | 158,594 | 155,435 | 13,518.07 | 14,069.10 | 627 | 11,757 | 18,751.13 |
| Denmark | 8,201 | 8,529 | 72,974 | 79,373 | 8,898.23 | 9,306.29 | 437 | 5,482 | 12,545.48 |
| United Kingdom | 242 | 124 | 12,560 | 11,396 | 51,901.34 | 91,905.01 | 2 | 918 | 459,022.00 |
| Ireland | 109 | 59 | 13,546 | 5,977 | 124,278.51 | 101,303.98 | 3 | 560 | 186,814.00 |
| Belgium and Luxembourg | 446 | 374 | 3,438 | 2,891 | 7,708.93 | 7,730.83 | 10 | 104 | 10,445.40 |
| France | 1,509 | 719 | 13,267 | 8,698 | 8,791.72 | 12,097.63 | 120 | 1,529 | 12,745.45 |
| Germany | 784 | 871 | 33,785 | 41,762 | 43,092.51 | 47,947.11 | 30 | 2,857 | 95,231.57 |
| Italy | 80 | 109 | 7,253 | 3,892 | 90,668.55 | 35,702.56 | 21 | 275 | 13,086.38 |
| Other W Europe | 1,532 | 2,025 | 10,512 | 13,595 | 6,861.62 | 6,713.80 | 100 | 1,104 | 11,043.44 |
| Finland | 1,323 | 1,866 | 6,655 | 9,819 | 5,030.45 | 5,261.83 | 95 | 544 | 5,723.40 |
| Switzerland | 194 | 143 | 2,510 | 3,369 | 12,938.42 | 23,557.99 | 5 | 532 | 106,432.00 |
| Asia | 27,137 | 28,034 | 99,890 | 95,073 | 3,680.94 | 3,391.35 | 2,504 | 8,028 | 3,206.11 |
| W Asia (Mideast) | 3,755 | 817 | 9,777 | 7,984 | 2,603.71 | 9,771.95 | 30 | 224 | 7,457.07 |
| Israel, inc Gaza | 632 | 609 | 5,803 | 4,984 | 9,182.54 | 8,183.51 | 30 | 224 | 7,457.07 |
| S Asia | 11,052 | 17,904 | 32,761 | 39,965 | 2,964.29 | 2,232.21 | 1,252 | 3,133 | 2,502.44 |
| India | 9,406 | 11,387 | 31,810 | 36,515 | 3,381.89 | 3,206.73 | 783 | 2,895 | 3,697.48 |
| Japan | 1,207 | 1,425 | 23,602 | 26,243 | 19,554.11 | 18,416.33 | 117 | 2,932 | 25,058.85 |
| China | 10,612 | 7,654 | 23,293 | 15,028 | 2,195.00 | 1,963.45 | 1,094 | 1,500 | 1,370.92 |
| Other East Asia | 474 | 188 | 8,479 | 4,185 | 17,888.01 | 21,136.38 | 10 | 189 | 18,854.30 |
| Korea, Rep of | 139 | 60 | 4,871 | 2,906 | 35,041.55 | 48,436.57 | 5 | 85 | 16,953.40 |
| Hong Kong | 324 | 132 | 3,513 | 1,274 | 10,842.38 | 9,236.29 | 5 | 104 | 20,755.20 |
| Oceania | 205 | 107 | 5,669 | 6,875 | 27,653.04 | 64,254.92 | 9 | 514 | 57,073.44 |
| Australia | 200 | 95 | 5,364 | 6,594 | 26,819.81 | 69,412.89 | 5 | 310 | 61,999.00 |
| Africa | 374 | 305 | 14,108 | 21,695 | 37,721.00 | 71,180.83 | 27 | 1,477 | 54,708.67 |
| Sub-Sahara | 151 | 222 | 13,605 | 21,512 | 90,105.12 | 96,903.13 | 15 | 1,467 | 97,831.27 |
| Kenya | 94 | 157 | 10,982 | 17,581 | 116,825.41 | 111,981.83 | 8 | 1,145 | 143,185.75 |
| Developed countries | 15,968 | 15,648 | 225,276 | 215,573 | 14,107.85 | 13,776.42 | 948 | 16,953 | 17,882.54 |
| Developing countries | 28,428 | 33,567 | 66,180 | 76,230 | 2,327.98 | 2,270.99 | 1,539 | 5,623 | 3,653.54 |
| Other countries | 12,749 | 7,769 | 25,610 | 15,330 | 2,009.70 | 1,973.25 | 1,094 | 1,509 | 1,379.01 |
| Competitive ag imports(NA): | | | | | | | | | |
| World | -- | -- | 17,421,223 | 18,465,619 | (1) | (1) | -- | 1,545,621 | (1) |
| Canada | -- | -- | 3,786,052 | 4,524,804 | (1) | (1) | -- | 400,084 | (1) |
| Latin America | -- | -- | 4,951,032 | 5,129,942 | (1) | (1) | -- | 296,934 | (1) |
| Mexico | -- | -- | 2,223,698 | 2,276,631 | (1) | (1) | -- | 122,612 | (1) |
| Central America | -- | -- | 593,587 | 614,920 | (1) | (1) | -- | 40,753 | (1) |
| Guatemala | -- | -- | 196,880 | 185,798 | (1) | (1) | -- | 16,393 | (1) |
| Costa Rica | -- | -- | 192,641 | 214,657 | (1) | (1) | -- | 13,871 | (1) |
| Caribbean | -- | -- | 215,026 | 209,444 | (1) | (1) | -- | 14,946 | (1) |
| S America | -- | -- | 1,918,720 | 2,028,948 | (1) | (1) | -- | 118,622 | (1) |
| Colombia | -- | -- | 300,145 | 324,963 | (1) | (1) | -- | 21,265 | (1) |
| Chile | -- | -- | 453,139 | 478,984 | (1) | (1) | -- | 16,398 | (1) |
| Brazil | -- | -- | 726,443 | 766,726 | (1) | (1) | -- | 41,465 | (1) |
| Argentina | -- | -- | 317,967 | 298,057 | (1) | (1) | -- | 25,538 | (1) |
| W Europe | -- | -- | 4,048,867 | 4,324,533 | (1) | (1) | -- | 424,871 | (1) |
| European Union | -- | -- | 3,797,641 | 4,045,148 | (1) | (1) | -- | 405,698 | (1) |
| Denmark | -- | -- | 344,626 | 412,609 | (1) | (1) | -- | 35,331 | (1) |
| United Kingdom | -- | -- | 187,179 | 198,927 | (1) | (1) | -- | 20,419 | (1) |
| Ireland | -- | -- | 180,506 | 173,388 | (1) | (1) | -- | 25,570 | (1) |
| Netherlands | -- | -- | 701,322 | 770,052 | (1) | (1) | -- | 94,968 | (1) |
| France | -- | -- | 663,225 | 659,749 | (1) | (1) | -- | 55,630 | (1) |
| Germany | -- | -- | 446,900 | 428,573 | (1) | (1) | -- | 41,956 | (1) |
| Spain, incl Canary Is | -- | -- | 322,453 | 363,679 | (1) | (1) | -- | 35,026 | (1) |
| Italy | -- | -- | 700,612 | 772,982 | (1) | (1) | -- | 77,440 | (1) |
| Other W Europe | -- | -- | 251,226 | 279,385 | (1) | (1) | -- | 19,173 | (1) |
| E Europe | -- | -- | 254,948 | 210,083 | (1) | (1) | -- | 10,892 | (1) |
| Asia | -- | -- | 2,446,720 | 2,418,449 | (1) | (1) | -- | 232,028 | (1) |
| W Asia (Mideast) | -- | -- | 373,144 | 281,175 | (1) | (1) | -- | 13,843 | (1) |
| Turkey | -- | -- | 305,552 | 214,101 | (1) | (1) | -- | 6,013 | (1) |
| S Asia | -- | -- | 225,157 | 272,743 | (1) | (1) | -- | 28,787 | (1) |
| India | -- | -- | 200,110 | 250,589 | (1) | (1) | -- | 27,102 | (1) |
| Japan | -- | -- | 204,638 | 216,013 | (1) | (1) | -- | 18,857 | (1) |
| China | -- | -- | 292,020 | 306,495 | (1) | (1) | -- | 26,082 | (1) |
| Southeast Asia | -- | -- | 1,114,889 | 1,090,242 | (1) | (1) | -- | 118,969 | (1) |
| Thailand | -- | -- | 442,725 | 424,981 | (1) | (1) | -- | 40,663 | (1) |
| Philippines | -- | -- | 429,648 | 379,521 | (1) | (1) | -- | 36,788 | (1) |
| Other East Asia | -- | -- | 246,872 | 251,782 | (1) | (1) | -- | 25,491 | (1) |
| Oceania | -- | -- | 1,652,140 | 1,590,858 | (1) | (1) | -- | 137,316 | (1) |
| Australia | -- | -- | 835,069 | 895,306 | (1) | (1) | -- | 83,856 | (1) |
| New Zealand | -- | -- | 706,042 | 687,495 | (1) | (1) | -- | 43,254 | (1) |

See footnotes at end of table.

Appendix table B-3--U.S. agricultural imports: Quantity, value, and unit value by commodity and country, October-August 1992/93 and 1993/94, and August 1994--continued

| Commodity and country | October-August | | | | | | August 1994 | | |
|-------------------------------|----------------|-----------|--------------------|------------|-----------------|-----------|-------------|--------------------|-----------------|
| | Quantity | | Value (1,000 dol.) | | Unit value (\$) | | Quantity | Value (1,000 dol.) | Unit value (\$) |
| | 1992/93 | 1993/94 | 1992/93 | 1993/94 | 1992/93 | 1993/94 | | | |
| Competitive ag imports(NA): | | | | | | | | | |
| Africa | -- | -- | 258,447 | 235,715 | (1) | (1) | -- | 38,798 | (1) |
| Sub-Sahara | -- | -- | 224,611 | 207,084 | (1) | (1) | -- | 34,064 | (1) |
| Developed countries | -- | -- | 9,786,725 | 10,755,202 | (1) | (1) | -- | 992,604 | (1) |
| Developing countries | -- | -- | 7,324,447 | 7,367,949 | (1) | (1) | -- | 520,862 | (1) |
| Other countries | -- | -- | 310,051 | 342,468 | (1) | (1) | -- | 32,055 | (1) |
| Animals & prods(NA): | | | | | | | | | |
| World | -- | -- | 5,426,724 | 5,941,832 | (1) | (1) | -- | 456,044 | (1) |
| Canada | -- | -- | 1,868,348 | 1,755,175 | (1) | (1) | -- | 168,985 | (1) |
| Latin America | -- | -- | 856,068 | 883,238 | (1) | (1) | -- | 55,575 | (1) |
| Mexico | -- | -- | 421,873 | 422,417 | (1) | (1) | -- | 14,234 | (1) |
| Central America | -- | -- | 154,209 | 167,575 | (1) | (1) | -- | 12,633 | (1) |
| Nicaragua | -- | -- | 41,824 | 54,198 | (1) | (1) | -- | 3,736 | (1) |
| Costa Rica | -- | -- | 50,315 | 58,188 | (1) | (1) | -- | 3,916 | (1) |
| S America | -- | -- | 263,979 | 278,095 | (1) | (1) | -- | 27,389 | (1) |
| Brazil | -- | -- | 85,081 | 109,963 | (1) | (1) | -- | 12,232 | (1) |
| Argentina | -- | -- | 135,465 | 126,577 | (1) | (1) | -- | 10,855 | (1) |
| W Europe | -- | -- | 991,826 | 1,049,111 | (1) | (1) | -- | 102,290 | (1) |
| European Union | -- | -- | 868,314 | 923,688 | (1) | (1) | -- | 92,122 | (1) |
| Denmark | -- | -- | 263,239 | 327,435 | (1) | (1) | -- | 27,523 | (1) |
| United Kingdom | -- | -- | 60,142 | 65,820 | (1) | (1) | -- | 4,392 | (1) |
| Ireland | -- | -- | 131,059 | 122,863 | (1) | (1) | -- | 21,571 | (1) |
| Netherlands | -- | -- | 91,335 | 87,822 | (1) | (1) | -- | 8,000 | (1) |
| France | -- | -- | 123,208 | 114,776 | (1) | (1) | -- | 12,459 | (1) |
| Germany | -- | -- | 51,130 | 57,306 | (1) | (1) | -- | 5,506 | (1) |
| Italy | -- | -- | 113,948 | 118,416 | (1) | (1) | -- | 9,469 | (1) |
| Other W Europe | -- | -- | 123,513 | 125,422 | (1) | (1) | -- | 10,168 | (1) |
| E Europe | -- | -- | 81,036 | 91,727 | (1) | (1) | -- | 7,966 | (1) |
| Asia | -- | -- | 150,977 | 151,950 | (1) | (1) | -- | 15,190 | (1) |
| China | -- | -- | 61,155 | 65,390 | (1) | (1) | -- | 6,382 | (1) |
| Oceania | -- | -- | 1,435,775 | 1,367,135 | (1) | (1) | -- | 102,203 | (1) |
| Australia | -- | -- | 798,895 | 743,078 | (1) | (1) | -- | 62,264 | (1) |
| New Zealand | -- | -- | 636,475 | 623,829 | (1) | (1) | -- | 39,856 | (1) |
| Developed countries | -- | -- | 4,328,725 | 4,205,216 | (1) | (1) | -- | 376,474 | (1) |
| Developing countries | -- | -- | 1,010,749 | 1,044,414 | (1) | (1) | -- | 70,894 | (1) |
| Other countries | -- | -- | 87,250 | 92,202 | (1) | (1) | -- | 8,676 | (1) |
| Animals-live, ex poultry(NO): | | | | | | | | | |
| World | 3,204,365 | 2,909,064 | 1,442,445 | 1,244,155 | 450.15 | 427.68 | 228,650 | 103,893 | 454.37 |
| Canada | 2,012,042 | 1,710,417 | 994,169 | 798,058 | 494.11 | 466.59 | 179,425 | 84,655 | 471.81 |
| Latin America | 1,183,534 | 1,170,569 | 404,414 | 400,502 | 341.70 | 342.14 | 31,333 | 11,675 | 372.61 |
| Mexico | 1,182,901 | 1,169,872 | 397,471 | 392,789 | 336.01 | 335.72 | 31,320 | 11,014 | 351.66 |
| W Europe | 4,411 | 3,718 | 36,611 | 30,803 | 8,299.83 | 8,284.72 | 122 | 4,564 | 37,412.38 |
| European Union | 4,342 | 3,659 | 35,380 | 30,309 | 8,148.39 | 8,516.24 | 122 | 4,562 | 37,387.20 |
| Developed countries | 2,020,810 | 1,738,409 | 1,034,733 | 837,864 | 512.04 | 481.97 | 197,301 | 91,591 | 464.22 |
| Developing countries | 1,183,546 | 1,170,640 | 407,462 | 405,957 | 344.29 | 346.78 | 31,348 | 12,295 | 392.21 |
| Cattle and calves(NO): | | | | | | | | | |
| World | 2,385,569 | 2,074,604 | 1,293,668 | 1,086,256 | 542.28 | 528.42 | 123,031 | 87,438 | 710.70 |
| Canada | 1,212,062 | 905,507 | 896,973 | 703,890 | 741.69 | 777.34 | 91,798 | 75,206 | 830.15 |
| Latin America | 1,173,457 | 1,168,895 | 394,512 | 392,029 | 336.20 | 335.35 | 31,206 | 10,912 | 349.69 |
| Mexico | 1,172,414 | 1,168,895 | 394,472 | 392,029 | 336.17 | 335.35 | 31,206 | 10,912 | 349.69 |
| Developed countries | 1,212,112 | 905,609 | 899,156 | 704,227 | 741.81 | 777.63 | 91,825 | 76,526 | 833.39 |
| Developing countries | 1,173,457 | 1,168,895 | 394,512 | 392,029 | 336.20 | 335.35 | 31,206 | 10,912 | 349.69 |
| Horses, mules, burros(NO): | | | | | | | | | |
| World | 20,872 | 14,703 | 61,959 | 53,689 | 2,968.51 | 3,651.59 | 1,280 | 6,467 | 5,052.24 |
| Canada | 8,310 | 11,621 | 21,083 | 20,899 | 2,264.56 | 1,798.38 | 1,016 | 1,509 | 1,484.85 |
| Latin America | 10,053 | 1,574 | 5,797 | 3,980 | 576.62 | 2,528.33 | 127 | 381 | 2,998.39 |
| Mexico | 9,463 | 877 | 2,811 | 708 | 297.00 | 724.16 | 114 | 99 | 871.30 |
| S America | 555 | 549 | 2,862 | 3,142 | 5,157.60 | 5,723.00 | 13 | 281 | 21,651.38 |
| Argentina | 390 | 379 | 2,377 | 2,130 | 6,095.13 | 5,619.74 | 4 | 232 | 58,000.00 |
| W Europe | 1,282 | 1,312 | 32,135 | 26,792 | 25,066.09 | 20,420.65 | 122 | 4,340 | 35,571.96 |
| European Union | 1,213 | 1,229 | 30,917 | 26,394 | 25,487.74 | 21,475.61 | 122 | 4,340 | 35,571.96 |
| United Kingdom | 288 | 274 | 8,806 | 5,500 | 30,577.13 | 20,072.48 | 30 | 440 | 14,657.80 |
| Ireland | 128 | 157 | 8,584 | 7,428 | 67,063.26 | 47,313.92 | 22 | 2,491 | 113,228.18 |
| Netherlands | 191 | 211 | 2,230 | 3,177 | 11,675.09 | 15,055.44 | 25 | 405 | 16,207.48 |
| France | 95 | 118 | 7,244 | 6,220 | 76,250.41 | 52,712.31 | 9 | 438 | 48,677.78 |
| Germany | 465 | 425 | 3,427 | 3,531 | 7,370.33 | 8,307.56 | 34 | 546 | 16,066.70 |
| Other W Europe | 68 | 83 | 1,218 | 398 | 17,653.62 | 4,799.53 | 0 | 0 | .00 |
| Sweden | 12 | 7 | 836 | 129 | 69,694.82 | 18,408.57 | 0 | 0 | .00 |
| Asia | 31 | 26 | 1,354 | 691 | 43,679.67 | 26,595.38 | 6 | 118 | 19,666.67 |
| Japan | 23 | 11 | 1,105 | 458 | 48,025.48 | 41,680.00 | 0 | 0 | .00 |
| Oceania | 180 | 143 | 1,329 | 1,243 | 7,381.14 | 8,690.46 | 6 | 75 | 12,448.00 |
| New Zealand | 142 | 116 | 1,105 | 992 | 7,780.59 | 8,548.54 | 6 | 75 | 12,448.00 |
| Developed countries | 10,798 | 13,082 | 55,743 | 49,455 | 5,162.39 | 3,777.47 | 1,147 | 5,968 | 5,203.20 |
| Developing countries | 10,065 | 1,596 | 6,164 | 4,219 | 612.39 | 2,643.39 | 132 | 497 | 3,763.61 |
| Swine(NO): | | | | | | | | | |
| World | 755,622 | 767,226 | 72,751 | 68,323 | 96.28 | 89.05 | 85,006 | 6,451 | 75.89 |
| Canada | 752,599 | 764,855 | 69,628 | 67,258 | 92.52 | 87.92 | 85,006 | 6,451 | 75.89 |
| W Europe | 3,008 | 2,271 | 2,973 | 1,066 | 988.29 | 469.33 | 0 | 0 | .00 |
| European Union | 3,008 | 2,195 | 2,973 | 1,007 | 988.29 | 458.78 | 0 | 0 | .00 |
| United Kingdom | 2,551 | 1,893 | 2,632 | 890 | 1,031.63 | 470.26 | 0 | 0 | .00 |
| Developed countries | 755,622 | 767,226 | 72,751 | 68,323 | 96.28 | 89.05 | 85,006 | 6,451 | 75.89 |
| Sheep, live(NO): | | | | | | | | | |
| World | 28,874 | 25,426 | 2,451 | 2,064 | 84.88 | 81.18 | 1,602 | 139 | 86.76 |
| Canada | 28,843 | 25,422 | 2,427 | 2,061 | 84.14 | 81.05 | 1,598 | 136 | 84.85 |
| Developed countries | 28,874 | 25,426 | 2,451 | 2,064 | 84.88 | 81.18 | 1,602 | 139 | 86.76 |

See footnotes at end of table.

Appendix table B-3--U.S. agricultural imports: Quantity, value, and unit value by commodity and country, October-August 1992/93 and 1993/94, and August 1994--continued

| Commodity and country | October-August | | | | | | August 1994 | | |
|--|----------------|-----------|--------------------|-----------|-----------------|------------|-------------|--------------------|-----------------|
| | Quantity | | Value (1,000 dol.) | | Unit value (\$) | | Quantity | Value (1,000 dol.) | Unit value (\$) |
| | 1992/93 | 1993/94 | 1992/93 | 1993/94 | 1992/93 | 1993/94 | | | |
| Other live animals(NO): | | | | | | | | | |
| World | 13,428 | 27,105 | 11,616 | 23,823 | 865.07 | 878.90 | 17,731 | 3,397 | 191.60 |
| Canada | 9,228 | 2,912 | 2,058 | 3,950 | 223.01 | 1,356.63 | 7 | 353 | 50,451.00 |
| Latin America | 24 | 0 | 4,105 | 4,483 | 171,031.33 | .00 | 0 | 382 | .00 |
| Mexico | 24 | 0 | 189 | 53 | 7,855.21 | .00 | 0 | 2 | .00 |
| Central America | 0 | 0 | 876 | 1,383 | .00 | .00 | 0 | 173 | .00 |
| Guatemala | 0 | 0 | 81 | 356 | .00 | .00 | 0 | 37 | .00 |
| El Salvador | 0 | 0 | 732 | 828 | .00 | .00 | 0 | 123 | .00 |
| S America | 0 | 0 | 3,039 | 3,046 | .00 | .00 | 0 | 198 | .00 |
| Colombia | 0 | 0 | 1,780 | 2,154 | .00 | .00 | 0 | 146 | .00 |
| Venezuela | 0 | 0 | 143 | 160 | .00 | .00 | 0 | 16 | .00 |
| Suriname | 0 | 0 | 71 | 316 | .00 | .00 | 0 | 26 | .00 |
| Peru | 0 | 0 | 921 | 373 | .00 | .00 | 0 | 6 | .00 |
| W Europe | 120 | 61 | 1,499 | 2,937 | 12,492.20 | 48,155.03 | 0 | 225 | .00 |
| European Union | 120 | 61 | 1,487 | 2,901 | 12,390.95 | 47,562.70 | 0 | 223 | .00 |
| United Kingdom | 0 | 0 | 135 | 250 | .00 | .00 | 0 | 3 | .00 |
| Ireland | 0 | 0 | 138 | 372 | .00 | .00 | 0 | 79 | .00 |
| Netherlands | 0 | 0 | 754 | 1,400 | .00 | .00 | 0 | 77 | .00 |
| Belgium and Luxembourg | 0 | 17 | 41 | 274 | .00 | 16,143.76 | 0 | 2 | .00 |
| Germany | 0 | 0 | 369 | 571 | .00 | .00 | 0 | 59 | .00 |
| Former Soviet Union | 0 | 0 | 166 | 268 | .00 | .00 | 0 | 5 | .00 |
| Asia | 0 | 1 | 1,102 | 2,027 | .00 | 2026681.00 | 0 | 165 | .00 |
| Southeast Asia | 0 | 0 | 850 | 1,604 | .00 | .00 | 0 | 144 | .00 |
| Malaysia | 0 | 0 | 182 | 365 | .00 | .00 | 0 | 22 | .00 |
| Indonesia | 0 | 0 | 525 | 1,053 | .00 | .00 | 0 | 111 | .00 |
| Oceania | 4,056 | 24,083 | 1,055 | 6,723 | 260.06 | 278.18 | 17,714 | 1,926 | 108.70 |
| Australia | 3,675 | 3,500 | 613 | 872 | 166.83 | 249.23 | 0 | 123 | .00 |
| New Zealand | 381 | 20,583 | 300 | 5,725 | 786.79 | 278.13 | 17,714 | 1,793 | 101.24 |
| S Pacific Is, n e c | 0 | 0 | 142 | 125 | .00 | .00 | 0 | 9 | .00 |
| Africa | 0 | 10 | 1,611 | 3,390 | .00 | 338,998.30 | 10 | 342 | 34,246.90 |
| N Africa | 0 | 10 | 103 | 603 | .00 | 60,283.70 | 10 | 149 | 14,939.60 |
| Egypt | 0 | 10 | 103 | 603 | .00 | 60,283.70 | 10 | 149 | 14,939.60 |
| Sub-Sahara | 0 | 0 | 1,509 | 2,787 | .00 | .00 | 0 | 193 | .00 |
| Ghana | 0 | 0 | 184 | 127 | .00 | .00 | 0 | 17 | .00 |
| Togo | 0 | 0 | 668 | 1,223 | .00 | .00 | 0 | 80 | .00 |
| Benin | 0 | 0 | 144 | 478 | .00 | .00 | 0 | 13 | .00 |
| Madagascar | 0 | 0 | 177 | 337 | .00 | .00 | 0 | 14 | .00 |
| Developed countries | 13,404 | 27,056 | 4,632 | 13,795 | 345.56 | 509.86 | 17,721 | 2,507 | 141.46 |
| Developing countries | 24 | 49 | 6,806 | 9,709 | 283,579.67 | 198,147.16 | 10 | 886 | 88,577.40 |
| Other countries | 0 | 0 | 178 | 319 | .00 | .00 | 0 | 5 | .00 |
| Meats & products, ex poultry(MT): | | | | | | | | | |
| World | 1,033,880 | 1,074,232 | 2,489,234 | 2,526,196 | 2,407.66 | 2,351.63 | 91,454 | 205,866 | 2,251.03 |
| Canada | 305,404 | 357,030 | 680,350 | 757,012 | 2,227.70 | 2,120.30 | 31,921 | 67,149 | 2,103.59 |
| Latin America | 128,232 | 137,374 | 368,267 | 390,081 | 2,871.88 | 2,839.55 | 11,756 | 34,129 | 2,903.14 |
| Central America | 57,856 | 61,598 | 148,256 | 158,314 | 2,562.50 | 2,570.11 | 4,721 | 11,936 | 2,528.32 |
| Honduras | 14,908 | 13,848 | 37,587 | 35,793 | 2,521.29 | 2,584.69 | 1,385 | 3,554 | 2,565.94 |
| Nicaragua | 16,054 | 20,823 | 41,050 | 59,677 | 2,557.67 | 2,577.75 | 1,533 | 3,721 | 2,427.56 |
| Costa Rica | 18,357 | 21,143 | 48,445 | 54,078 | 2,639.03 | 2,557.71 | 1,365 | 3,475 | 2,545.51 |
| S America | 64,191 | 68,850 | 203,315 | 213,187 | 3,167.35 | 3,096.39 | 6,444 | 20,460 | 3,175.04 |
| Brazil | 23,165 | 33,471 | 64,088 | 92,829 | 2,773.42 | 2,773.42 | 3,330 | 10,183 | 3,058.05 |
| Argentina | 37,074 | 33,218 | 123,797 | 111,474 | 3,339.19 | 3,355.83 | 2,650 | 8,921 | 3,366.48 |
| W Europe | 90,643 | 120,593 | 253,284 | 310,036 | 2,794.30 | 2,570.93 | 8,887 | 25,221 | 2,837.93 |
| European Union | 88,736 | 116,690 | 242,893 | 301,597 | 2,833.04 | 2,584.60 | 8,471 | 24,321 | 2,871.11 |
| Denmark | 68,560 | 100,477 | 180,265 | 253,338 | 2,735.27 | 2,521.36 | 7,441 | 20,536 | 2,759.90 |
| Netherlands | 9,297 | 8,283 | 26,011 | 20,342 | 2,787.83 | 2,455.88 | 526 | 1,567 | 2,979.48 |
| E Europe | 11,507 | 14,485 | 42,692 | 47,074 | 3,710.09 | 3,249.81 | 990 | 2,883 | 2,911.87 |
| Oceania | 496,961 | 443,723 | 1,137,685 | 1,016,342 | 2,289.28 | 2,290.49 | 37,801 | 75,874 | 2,007.18 |
| Australia | 301,831 | 278,626 | 658,668 | 607,704 | 2,182.24 | 2,181.07 | 27,361 | 53,051 | 1,938.93 |
| New Zealand | 185,130 | 165,079 | 479,018 | 408,604 | 2,454.86 | 2,475.20 | 10,422 | 22,788 | 2,186.55 |
| Developed countries | 893,012 | 921,349 | 2,071,678 | 2,083,763 | 2,319.88 | 2,261.64 | 78,609 | 168,282 | 2,140.74 |
| Developing countries | 140,523 | 152,589 | 416,013 | 441,762 | 2,860.46 | 2,895.11 | 12,845 | 37,584 | 2,925.97 |
| Beef & veal(MT): | | | | | | | | | |
| World | 729,052 | 715,551 | 1,750,726 | 1,688,284 | 2,401.37 | 2,359.42 | 62,275 | 135,557 | 2,176.74 |
| Canada | 132,288 | 164,815 | 318,167 | 357,939 | 2,405.11 | 2,170.44 | 15,121 | 31,036 | 2,052.52 |
| Latin America | 127,633 | 136,402 | 363,669 | 386,235 | 2,849.34 | 2,831.59 | 11,699 | 33,917 | 2,899.17 |
| Central America | 57,562 | 61,195 | 147,713 | 157,586 | 2,566.16 | 2,575.14 | 4,694 | 11,885 | 2,532.04 |
| Guatemala | 8,537 | 5,784 | 21,174 | 14,766 | 2,480.29 | 2,552.99 | 438 | 1,186 | 2,708.42 |
| Honduras | 14,885 | 13,843 | 37,552 | 35,787 | 2,522.78 | 2,585.19 | 1,385 | 3,554 | 2,565.94 |
| Nicaragua | 16,051 | 20,806 | 41,042 | 53,634 | 2,556.95 | 2,577.80 | 1,524 | 3,701 | 2,428.34 |
| Costa Rica | 18,089 | 20,762 | 47,946 | 53,389 | 2,650.55 | 2,571.94 | 1,347 | 3,445 | 2,557.17 |
| S America | 63,922 | 68,652 | 199,643 | 211,828 | 3,123.23 | 3,085.54 | 6,444 | 20,460 | 3,175.04 |
| Brazil | 23,063 | 33,336 | 62,828 | 92,074 | 2,724.19 | 2,762.01 | 3,330 | 10,183 | 3,058.05 |
| Argentina | 37,010 | 33,180 | 122,011 | 111,030 | 3,296.70 | 3,346.30 | 2,650 | 8,921 | 3,366.48 |
| Oceania | 466,220 | 410,509 | 1,062,384 | 934,714 | 2,278.72 | 2,276.96 | 35,021 | 69,307 | 1,979.02 |
| Australia | 279,940 | 255,259 | 613,892 | 557,409 | 2,192.94 | 2,183.70 | 25,453 | 48,982 | 1,923.66 |
| New Zealand | 186,280 | 155,232 | 448,492 | 377,270 | 2,407.62 | 2,430.36 | 9,540 | 20,291 | 2,126.92 |
| Developed countries | 601,316 | 578,140 | 1,386,781 | 1,299,285 | 2,306.24 | 2,247.35 | 50,359 | 101,049 | 2,006.57 |
| Developing countries | 127,736 | 137,411 | 363,945 | 388,999 | 2,849.20 | 2,830.92 | 11,916 | 34,508 | 2,895.91 |
| Beef & veal - fr or froz(MT): | | | | | | | | | |
| World | 662,701 | 639,946 | 1,542,322 | 1,459,039 | 2,327.33 | 2,279.84 | 55,530 | 114,128 | 2,055.24 |
| Canada | 130,412 | 159,794 | 312,179 | 346,437 | 2,393.79 | 2,168.02 | 15,027 | 30,687 | 2,042.15 |
| Latin America | 63,704 | 67,443 | 163,982 | 173,785 | 2,574.12 | 2,576.76 | 5,265 | 13,519 | 2,567.70 |
| Central America | 57,562 | 61,174 | 147,713 | 157,515 | 2,566.16 | 2,574.87 | 4,694 | 11,885 | 2,532.04 |
| Guatemala | 8,537 | 5,767 | 21,174 | 14,708 | 2,480.29 | 2,550.33 | 438 | 1,186 | 2,708.42 |
| Honduras | 14,885 | 13,843 | 37,552 | 35,787 | 2,522.78 | 2,585.19 | 1,385 | 3,554 | 2,565.94 |
| Nicaragua | 16,051 | 20,806 | 41,042 | 53,634 | 2,556.95 | 2,577.80 | 1,524 | 3,701 | 2,428.34 |

See footnotes at end of table.

Appendix table B-3--U.S. agricultural imports: Quantity, value, and unit value by commodity and country, October-August 1992/93 and 1993/94, and August 1994--continued

| Commodity and country | October-August | | | | | | August 1994 | | |
|--|----------------|---------|--------------------|-----------|-----------------|-----------|-------------|--------------------|-----------------|
| | Quantity | | Value (1,000 dol.) | | Unit value (\$) | | Quantity | Value (1,000 dol.) | Unit value (\$) |
| | 1992/93 | 1993/94 | 1992/93 | 1993/94 | 1992/93 | 1993/94 | | | |
| Beef & veal - fr or froz(MT): | | | | | | | | | |
| Costa Rica | 18,089 | 20,758 | 47,946 | 53,387 | 2,650.55 | 2,571.86 | 1,347 | 3,445 | 2,557.17 |
| Oceania | 465,893 | 410,091 | 1,060,546 | 932,667 | 2,276.37 | 2,274.29 | 35,005 | 69,208 | 1,977.09 |
| Australia | 279,907 | 255,165 | 613,760 | 557,187 | 2,192.73 | 2,183.63 | 25,463 | 48,982 | 1,923.66 |
| New Zealand | 185,986 | 154,908 | 446,786 | 375,445 | 2,402.26 | 2,423.67 | 9,524 | 20,192 | 2,120.07 |
| Developed countries | 598,997 | 572,467 | 1,378,340 | 1,285,176 | 2,301.08 | 2,244.98 | 50,247 | 100,574 | 2,001.60 |
| Developing countries | 63,704 | 67,479 | 163,882 | 173,863 | 2,574.12 | 2,576.56 | 5,283 | 13,553 | 2,565.47 |
| Beef & veal - prep or pres(MT): | | | | | | | | | |
| World | 66,351 | 75,605 | 208,404 | 229,245 | 3,140.93 | 3,032.14 | 6,745 | 21,429 | 3,177.04 |
| Canada | 1,876 | 5,121 | 5,988 | 11,502 | 3,192.03 | 2,246.08 | 94 | 349 | 3,710.59 |
| Latin America | 63,929 | 68,959 | 199,688 | 212,450 | 3,123.58 | 3,080.82 | 6,434 | 20,399 | 3,170.42 |
| S America | 63,922 | 68,621 | 199,643 | 211,711 | 3,123.23 | 3,085.22 | 6,433 | 20,396 | 3,170.56 |
| Brazil | 23,063 | 33,316 | 62,828 | 92,021 | 2,724.19 | 2,762.06 | 3,330 | 10,183 | 3,058.05 |
| Uruguay | 3,849 | 2,136 | 14,804 | 8,724 | 3,846.23 | 4,084.08 | 464 | 1,356 | 2,921.34 |
| Argentina | 37,010 | 33,169 | 122,011 | 110,956 | 3,286.70 | 3,345.48 | 2,639 | 8,857 | 3,356.35 |
| E Europe | 87 | 973 | 237 | 2,686 | 2,722.03 | 2,760.06 | 199 | 556 | 2,792.74 |
| Developed countries | 2,319 | 5,673 | 8,440 | 14,109 | 3,639.65 | 2,487.05 | 112 | 475 | 4,240.19 |
| Developing countries | 64,032 | 69,932 | 199,963 | 215,136 | 3,122.87 | 3,076.36 | 6,633 | 20,954 | 3,159.09 |
| Pork(MT): | | | | | | | | | |
| World | 251,530 | 298,805 | 607,406 | 694,747 | 2,414.84 | 2,325.08 | 24,003 | 58,115 | 2,421.15 |
| Canada | 160,020 | 176,099 | 339,301 | 367,143 | 2,120.37 | 2,084.86 | 15,095 | 32,626 | 2,161.89 |
| W Europe | 79,798 | 109,351 | 225,887 | 283,607 | 2,830.74 | 2,598.55 | 8,111 | 23,147 | 2,853.76 |
| European Union | 77,617 | 108,140 | 221,317 | 280,857 | 2,851.40 | 2,597.16 | 7,929 | 22,735 | 2,867.31 |
| Denmark | 65,259 | 96,490 | 177,922 | 242,754 | 2,726.39 | 2,515.85 | 7,172 | 19,786 | 2,758.73 |
| Netherlands | 5,768 | 4,171 | 18,555 | 12,118 | 3,216.89 | 2,905.22 | 254 | 781 | 3,074.32 |
| Belgium and Luxembourg | 4,945 | 4,172 | 14,446 | 10,802 | 2,921.31 | 2,589.18 | 306 | 834 | 2,725.77 |
| Italy | 527 | 465 | 6,772 | 6,183 | 12,849.87 | 13,295.81 | 39 | 519 | 13,306.02 |
| E Europe | 10,859 | 13,183 | 39,987 | 43,553 | 3,682.37 | 3,303.72 | 791 | 2,327 | 2,941.84 |
| Hungary | 5,641 | 7,413 | 17,149 | 20,886 | 3,040.04 | 2,817.51 | 481 | 1,321 | 2,746.25 |
| Poland | 3,164 | 4,018 | 16,999 | 18,125 | 5,372.66 | 4,510.88 | 145 | 604 | 4,164.12 |
| Developed countries | 240,656 | 285,582 | 567,385 | 651,049 | 2,357.66 | 2,279.74 | 23,212 | 55,788 | 2,403.41 |
| Developing countries | 10,859 | 13,209 | 39,987 | 43,641 | 3,682.37 | 3,303.86 | 791 | 2,327 | 2,941.84 |
| Pork - fr or froz(MT): | | | | | | | | | |
| World | 176,502 | 212,021 | 365,995 | 430,345 | 2,073.60 | 2,029.73 | 16,882 | 35,998 | 2,132.32 |
| Canada | 137,529 | 149,830 | 279,548 | 290,208 | 2,032.65 | 1,936.92 | 12,336 | 24,494 | 1,985.60 |
| W Europe | 38,135 | 62,026 | 84,251 | 139,731 | 2,209.28 | 2,252.79 | 4,540 | 11,489 | 2,530.52 |
| European Union | 35,970 | 60,859 | 79,829 | 137,114 | 2,219.33 | 2,252.97 | 4,361 | 11,085 | 2,541.74 |
| Denmark | 35,212 | 58,638 | 78,382 | 131,644 | 2,226.00 | 2,245.02 | 4,263 | 10,774 | 2,527.22 |
| Ireland | 736 | 2,093 | 1,432 | 5,124 | 1,946.17 | 2,448.08 | 98 | 311 | 3,173.44 |
| Other W Europe | 2,165 | 1,167 | 4,421 | 2,618 | 2,042.21 | 2,243.16 | 179 | 404 | 2,257.21 |
| Developed countries | 176,502 | 211,982 | 365,995 | 430,232 | 2,073.60 | 2,029.57 | 16,882 | 35,998 | 2,132.32 |
| Pork - prep or pres(MT): | | | | | | | | | |
| World | 75,028 | 86,784 | 241,410 | 264,402 | 3,217.60 | 3,046.67 | 7,121 | 22,117 | 3,105.90 |
| Canada | 22,491 | 26,269 | 59,753 | 76,935 | 2,656.76 | 2,828.72 | 2,759 | 8,132 | 2,947.40 |
| W Europe | 41,663 | 47,325 | 141,637 | 143,875 | 3,399.58 | 3,040.16 | 3,571 | 11,658 | 3,264.70 |
| European Union | 41,647 | 47,281 | 141,488 | 143,743 | 3,397.31 | 3,040.19 | 3,568 | 11,650 | 3,265.24 |
| Denmark | 30,047 | 37,852 | 99,540 | 111,111 | 3,312.80 | 2,935.40 | 2,909 | 9,012 | 3,098.00 |
| Netherlands | 5,768 | 4,136 | 18,555 | 11,995 | 3,216.89 | 2,900.09 | 254 | 781 | 3,074.32 |
| Belgium and Luxembourg | 4,945 | 4,172 | 14,446 | 10,802 | 2,921.31 | 2,589.18 | 306 | 834 | 2,725.77 |
| Italy | 527 | 458 | 6,772 | 6,075 | 12,849.87 | 13,264.07 | 39 | 519 | 13,306.02 |
| E Europe | 10,859 | 13,183 | 39,987 | 43,553 | 3,682.37 | 3,303.72 | 791 | 2,327 | 2,941.84 |
| Hungary | 5,641 | 7,413 | 17,149 | 20,886 | 3,040.04 | 2,817.51 | 481 | 1,321 | 2,746.25 |
| Poland | 3,164 | 4,018 | 16,999 | 18,125 | 5,372.66 | 4,510.88 | 145 | 604 | 4,164.12 |
| Former Yugoslavia | 1,928 | 1,752 | 5,504 | 4,542 | 2,855.02 | 5,238.32 | 165 | 402 | 2,437.81 |
| Developed countries | 64,154 | 73,598 | 201,390 | 220,817 | 3,139.16 | 3,000.32 | 6,330 | 19,790 | 3,126.40 |
| Developing countries | 10,859 | 13,186 | 39,987 | 43,585 | 3,682.37 | 3,305.40 | 791 | 2,327 | 2,941.84 |
| Mutton goat & lamb(MT): | | | | | | | | | |
| World | 21,167 | 21,736 | 52,448 | 55,705 | 2,477.83 | 2,562.79 | 1,889 | 4,803 | 2,542.86 |
| Oceania | 21,166 | 21,665 | 52,440 | 55,593 | 2,477.54 | 2,566.02 | 1,881 | 4,792 | 2,547.70 |
| Australia | 14,104 | 14,884 | 29,329 | 33,537 | 2,079.49 | 2,253.22 | 1,281 | 2,949 | 2,302.46 |
| New Zealand | 7,062 | 6,781 | 23,110 | 22,056 | 3,272.50 | 3,252.58 | 600 | 1,843 | 3,071.28 |
| Developed countries | 21,167 | 21,736 | 52,448 | 55,705 | 2,477.83 | 2,562.79 | 1,889 | 4,803 | 2,542.86 |
| Mutton goat & lamb-fr/frz(MT): | | | | | | | | | |
| World | 21,167 | 21,736 | 52,448 | 55,705 | 2,477.83 | 2,562.79 | 1,889 | 4,803 | 2,542.86 |
| Oceania | 21,166 | 21,665 | 52,440 | 55,593 | 2,477.54 | 2,566.02 | 1,881 | 4,792 | 2,547.70 |
| Australia | 14,104 | 14,884 | 29,329 | 33,537 | 2,079.49 | 2,253.22 | 1,281 | 2,949 | 2,302.46 |
| New Zealand | 7,062 | 6,781 | 23,110 | 22,056 | 3,272.50 | 3,252.58 | 600 | 1,843 | 3,071.28 |
| Developed countries | 21,167 | 21,736 | 52,448 | 55,705 | 2,477.83 | 2,562.79 | 1,889 | 4,803 | 2,542.86 |
| Horsemeat - fr or froz(MT): | | | | | | | | | |
| World | 0 | 0 | 0 | 0 | .00 | .00 | 0 | 0 | .00 |
| Variety meats - fr or froz(MT): | | | | | | | | | |
| World | 20,749 | 26,157 | 37,287 | 50,022 | 1,797.06 | 1,912.36 | 2,427 | 4,504 | 1,855.66 |
| Canada | 12,255 | 15,005 | 20,440 | 28,704 | 1,667.87 | 1,912.93 | 1,537 | 3,047 | 1,982.74 |
| Latin America | 299 | 398 | 566 | 733 | 1,893.41 | 1,842.67 | 27 | 51 | 1,880.48 |
| Central America | 294 | 394 | 543 | 712 | 1,845.68 | 1,805.94 | 27 | 51 | 1,880.48 |
| Costa Rica | 268 | 372 | 499 | 663 | 1,861.49 | 1,781.61 | 18 | 30 | 1,672.72 |
| W Europe | 55 | 88 | 688 | 765 | 12,507.45 | 8,697.81 | 19 | 62 | 3,284.21 |
| European Union | 53 | 78 | 653 | 727 | 12,329.94 | 8,317.47 | 19 | 62 | 3,284.21 |
| France | 45 | 49 | 579 | 691 | 12,862.98 | 14,105.33 | 1 | 49 | 49,170.00 |
| Oceania | 8,139 | 10,663 | 15,588 | 19,791 | 1,915.24 | 1,856.08 | 844 | 1,343 | 1,591.30 |
| Australia | 6,949 | 8,244 | 13,235 | 16,172 | 1,904.63 | 1,961.72 | 611 | 1,105 | 1,807.70 |
| New Zealand | 1,190 | 2,419 | 2,353 | 3,618 | 1,977.21 | 1,496.05 | 233 | 239 | 1,023.82 |
| Developed countries | 20,449 | 25,756 | 36,716 | 49,260 | 1,795.48 | 1,912.57 | 2,400 | 4,453 | 1,855.38 |
| Developing countries | 300 | 401 | 571 | 761 | 1,904.74 | 1,898.68 | 27 | 51 | 1,880.48 |

See footnotes at end of table.

Appendix table B-3--U.S. agricultural imports: Quantity, value, and unit value by commodity and country, October-August 1992/93 and 1993/94, and August 1994--continued

| Commodity and country | October-August | | | | | | August 1994 | | |
|--------------------------------------|----------------|---------|--------------------|---------|-----------------|-----------|-------------|--------------------|-----------------|
| | Quantity | | Value (1,000 dol.) | | Unit value (\$) | | Quantity | Value (1,000 dol.) | Unit value (\$) |
| | 1992/93 | 1993/94 | 1992/93 | 1993/94 | 1992/93 | 1993/94 | | | |
| Other meats - fr or froz(MT): | | | | | | | | | |
| World | 1,689 | 1,671 | 11,885 | 10,996 | 7,036.50 | 6,580.76 | 130 | 952 | 7,324.71 |
| Canada | 7 | 27 | 39 | 153 | 5,606.00 | 5,659.81 | 0 | 0 | .00 |
| W Europe | 56 | 12 | 428 | 125 | 7,643.50 | 10,389.33 | 0 | 0 | .00 |
| European Union | 43 | 10 | 282 | 96 | 6,552.23 | 9,572.10 | 0 | 0 | .00 |
| Netherlands | 19 | 0 | 129 | 0 | 6,794.42 | .00 | 0 | 0 | .00 |
| Belgium and Luxembourg | 21 | 0 | 124 | 0 | 5,914.43 | .00 | 0 | 0 | .00 |
| Other W Europe | 13 | 2 | 146 | 29 | 11,253.08 | 14,475.50 | 0 | 0 | .00 |
| Sweden | 13 | 2 | 146 | 29 | 11,253.08 | 14,475.50 | 0 | 0 | .00 |
| Asia | 1,080 | 948 | 6,460 | 5,012 | 5,981.56 | 5,286.82 | 81 | 538 | 6,637.02 |
| China | 330 | 277 | 1,508 | 597 | 4,568.35 | 2,155.15 | 0 | 0 | .00 |
| Southeast Asia | 553 | 493 | 3,613 | 3,163 | 6,533.10 | 6,415.03 | 73 | 478 | 6,550.34 |
| Indonesia | 550 | 493 | 3,606 | 3,158 | 6,555.58 | 6,405.30 | 73 | 478 | 6,550.34 |
| Other East Asia | 197 | 178 | 1,340 | 1,252 | 6,800.64 | 7,035.50 | 8 | 59 | 7,428.00 |
| Taiwan | 197 | 178 | 1,340 | 1,252 | 6,800.64 | 7,035.50 | 8 | 59 | 7,428.00 |
| Oceania | 535 | 684 | 4,874 | 5,707 | 9,110.77 | 8,343.64 | 49 | 415 | 8,461.51 |
| Australia | 16 | 57 | 37 | 124 | 2,331.06 | 2,186.88 | 0 | 0 | .00 |
| New Zealand | 519 | 627 | 4,837 | 5,584 | 9,319.78 | 8,905.17 | 49 | 415 | 8,461.51 |
| Developed countries | 598 | 723 | 5,342 | 5,985 | 8,952.34 | 8,277.37 | 49 | 415 | 8,461.51 |
| Developing countries | 761 | 671 | 5,036 | 4,415 | 6,817.02 | 6,579.63 | 81 | 538 | 6,637.02 |
| Other countries | 330 | 277 | 1,508 | 597 | 4,568.35 | 2,155.15 | 0 | 0 | .00 |
| Other meats & prods(MT): | | | | | | | | | |
| World | 9,693 | 10,312 | 29,483 | 26,442 | 3,041.64 | 2,564.15 | 730 | 1,935 | 2,650.17 |
| Canada | 833 | 963 | 2,398 | 3,037 | 2,878.34 | 3,153.44 | 168 | 439 | 2,612.53 |
| Latin America | 289 | 548 | 3,948 | 3,025 | 13,651.60 | 5,519.92 | 30 | 161 | 5,371.03 |
| Mexico | 21 | 96 | 268 | 641 | 12,761.48 | 6,679.19 | 9 | 80 | 8,879.22 |
| Caribbean | 2 | 248 | 20 | 1,022 | 10,006.50 | 4,120.63 | 21 | 81 | 3,867.52 |
| Dominican Republic | 2 | 248 | 20 | 1,022 | 10,006.50 | 4,120.63 | 21 | 81 | 3,867.52 |
| S America | 266 | 195 | 3,660 | 1,345 | 13,760.14 | 6,899.90 | 0 | 0 | .00 |
| Brazil | 99 | 135 | 1,248 | 755 | 12,604.37 | 5,589.44 | 0 | 0 | .00 |
| Uruguay | 58 | 18 | 513 | 140 | 8,852.59 | 7,785.11 | 0 | 0 | .00 |
| Argentina | 64 | 38 | 1,786 | 444 | 27,910.28 | 11,684.31 | 0 | 0 | .00 |
| W Europe | 7,927 | 8,377 | 20,347 | 19,153 | 2,566.74 | 2,286.36 | 532 | 1,333 | 2,505.99 |
| European Union | 7,839 | 8,222 | 20,089 | 18,745 | 2,560.09 | 2,279.86 | 499 | 1,251 | 2,506.40 |
| Denmark | 4,163 | 3,846 | 11,991 | 10,290 | 2,880.44 | 2,675.40 | 251 | 738 | 2,938.51 |
| Netherlands | 3,494 | 4,015 | 7,297 | 7,456 | 2,088.57 | 1,857.16 | 248 | 513 | 2,069.06 |
| Belgium and Luxembourg | 161 | 315 | 505 | 636 | 3,137.53 | 2,019.29 | 0 | 0 | .00 |
| Other W Europe | 88 | 155 | 278 | 408 | 3,159.65 | 2,631.36 | 33 | 82 | 2,499.85 |
| Sweden | 78 | 150 | 225 | 382 | 2,883.55 | 2,547.83 | 31 | 70 | 2,247.22 |
| E Europe | 561 | 329 | 2,468 | 635 | 4,399.96 | 2,538.07 | 0 | 0 | .00 |
| Hungary | 481 | 227 | 2,176 | 516 | 4,523.34 | 2,274.98 | 0 | 0 | .00 |
| Former Yugoslavia | 25 | 102 | 76 | 319 | 3,042.32 | 3,123.59 | 0 | 0 | .00 |
| Developed countries | 8,826 | 9,414 | 23,007 | 22,480 | 2,606.73 | 2,387.90 | 700 | 1,773 | 2,533.56 |
| Developing countries | 867 | 897 | 6,474 | 3,945 | 7,467.41 | 4,398.31 | 30 | 161 | 5,371.03 |
| Poultry and prods(NA): | | | | | | | | | |
| World | -- | -- | 125,697 | 119,339 | (1) | (1) | -- | 12,666 | (1) |
| Canada | -- | -- | 31,289 | 28,494 | (1) | (1) | -- | 3,184 | (1) |
| W Europe | -- | -- | 18,934 | 18,366 | (1) | (1) | -- | 1,095 | (1) |
| European Union | -- | -- | 18,128 | 18,144 | (1) | (1) | -- | 1,685 | (1) |
| United Kingdom | -- | -- | 4,875 | 7,651 | (1) | (1) | -- | 387 | (1) |
| France | -- | -- | 9,337 | 7,954 | (1) | (1) | -- | 1,276 | (1) |
| Germany | -- | -- | 2,019 | 1,173 | (1) | (1) | -- | 106 | (1) |
| E Europe | -- | -- | 2,804 | 2,915 | (1) | (1) | -- | 225 | (1) |
| Hungary | -- | -- | 2,465 | 1,810 | (1) | (1) | -- | 223 | (1) |
| Asia | -- | -- | 59,184 | 61,305 | (1) | (1) | -- | 6,784 | (1) |
| W Asia (Mideast) | -- | -- | 6,100 | 3,069 | (1) | (1) | -- | 254 | (1) |
| Israel, inc Gaza | -- | -- | 6,098 | 3,069 | (1) | (1) | -- | 254 | (1) |
| China | -- | -- | 36,705 | 41,203 | (1) | (1) | -- | 4,347 | (1) |
| Other East Asia | -- | -- | 15,538 | 15,890 | (1) | (1) | -- | 2,088 | (1) |
| Hong Kong | -- | -- | 6,998 | 3,584 | (1) | (1) | -- | 130 | (1) |
| Taiwan | -- | -- | 8,475 | 12,250 | (1) | (1) | -- | 1,958 | (1) |
| Africa | -- | -- | 11,886 | 7,256 | (1) | (1) | -- | 481 | (1) |
| Sub-Saharan | -- | -- | 11,877 | 7,256 | (1) | (1) | -- | 481 | (1) |
| Rep S Africa | -- | -- | 1,883 | 2,910 | (1) | (1) | -- | 255 | (1) |
| Namibia | -- | -- | 7,930 | 3,245 | (1) | (1) | -- | 131 | (1) |
| Developed countries | -- | -- | 58,610 | 53,356 | (1) | (1) | -- | 5,687 | (1) |
| Developing countries | -- | -- | 30,196 | 24,684 | (1) | (1) | -- | 2,682 | (1) |
| Other countries | -- | -- | 36,891 | 41,298 | (1) | (1) | -- | 4,347 | (1) |
| Poultry - live(NA): | | | | | | | | | |
| World | -- | -- | 13,720 | 11,934 | (1) | (1) | -- | 1,227 | (1) |
| Canada | -- | -- | 9,063 | 9,605 | (1) | (1) | -- | 1,183 | (1) |
| Latin America | -- | -- | 566 | 57 | (1) | (1) | -- | 3 | (1) |
| S America | -- | -- | 553 | 36 | (1) | (1) | -- | 0 | (1) |
| Guyana | -- | -- | 443 | 0 | (1) | (1) | -- | 0 | (1) |
| W Europe | -- | -- | 1,531 | 1,407 | (1) | (1) | -- | 42 | (1) |
| European Union | -- | -- | 1,478 | 1,407 | (1) | (1) | -- | 42 | (1) |
| Netherlands | -- | -- | 388 | 79 | (1) | (1) | -- | 2 | (1) |
| Belgium and Luxembourg | -- | -- | 520 | 600 | (1) | (1) | -- | 3 | (1) |
| France | -- | -- | 485 | 635 | (1) | (1) | -- | 37 | (1) |
| Asia | -- | -- | 446 | 129 | (1) | (1) | -- | 0 | (1) |
| Southeast Asia | -- | -- | 206 | 63 | (1) | (1) | -- | 0 | (1) |
| Oceania | -- | -- | 173 | 56 | (1) | (1) | -- | 0 | (1) |
| Africa | -- | -- | 1,937 | 680 | (1) | (1) | -- | 0 | (1) |
| Sub-Saharan | -- | -- | 1,937 | 680 | (1) | (1) | -- | 0 | (1) |
| Cameroon | -- | -- | 381 | 63 | (1) | (1) | -- | 0 | (1) |
| Senegal | -- | -- | 152 | 0 | (1) | (1) | -- | 0 | (1) |

See footnotes at end of table.

PB95-147534

**FOREIGN AGRICULTURAL TRADE OF THE UNITED STATES (FATUS),
SEPTEMBER/OCTOBER 1994. ECONOMIC RESEARCH SERVICE,
WASHINGTON, DC. COMMERCIAL AGRICULTURE DIU. 1994 136P**

02/02

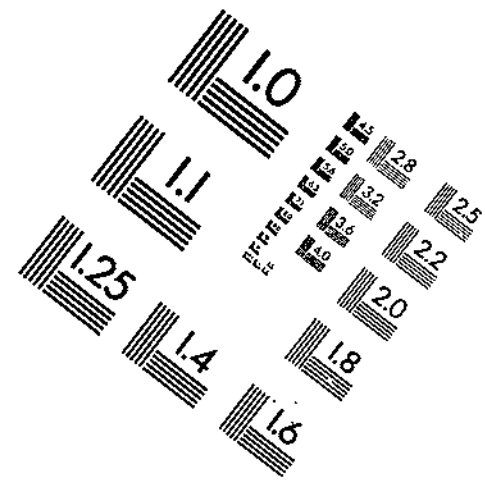
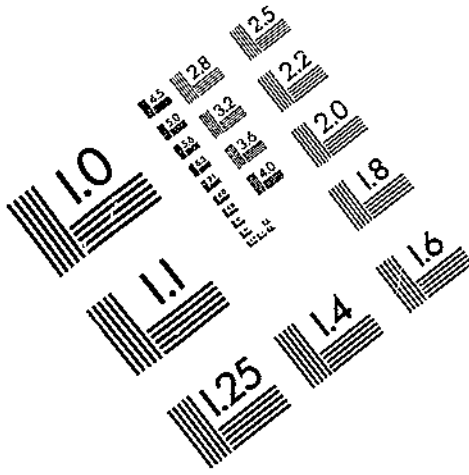


AIM

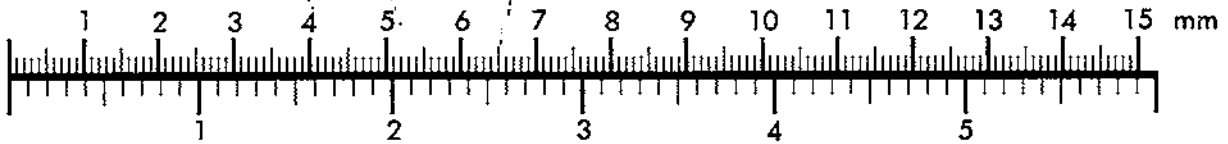
Association for Information and Image Management

1100 Wayne Avenue, Suite 1100
Silver Spring, Maryland 20910

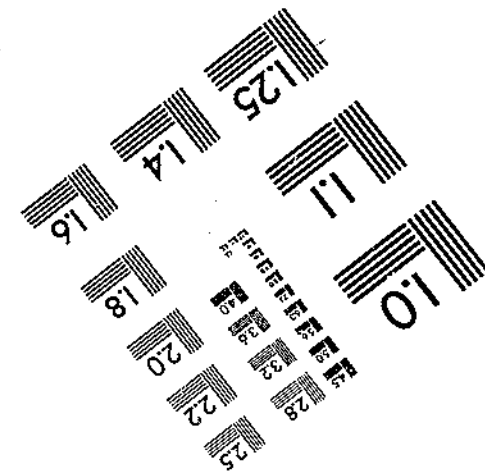
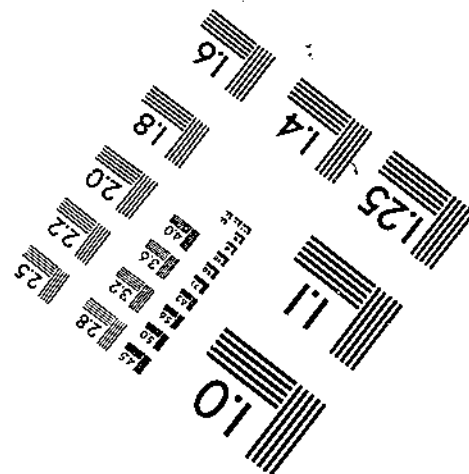
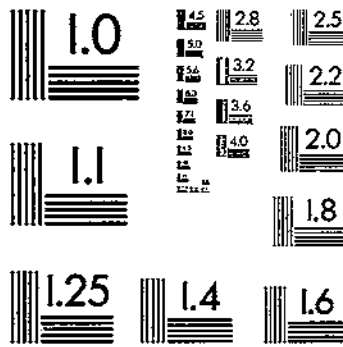
301/587-8202



Centimeter



Inches



MANUFACTURED TO AIM STANDARDS
BY APPLIED IMAGE, INC.

Appendix table B-3--U.S. agricultural imports: Quantity, value, and unit value by commodity and country, October-August 1992/93 and 1993/94, and August 1994--continued

| Commodity and country | October-August | | | | | | August 1994 | | |
|--------------------------------------|----------------|---------|--------------------|---------|-----------------|-----------|-------------|--------------------|-----------------|
| | Quantity | | Value (1,000 dol.) | | Unit value (\$) | | Quantity | Value (1,000 dol.) | Unit value (\$) |
| | 1992/93 | 1993/94 | 1992/93 | 1993/94 | 1992/93 | 1993/94 | | | |
| Other meats - fr or froz(MT): | | | | | | | | | |
| World | 1,689 | 1,671 | 11,885 | 10,996 | 7,036.50 | 6,580.76 | 130 | 952 | 7,324.71 |
| Canada | 7 | 27 | 39 | 153 | 5,606.00 | 5,659.81 | 0 | 0 | .00 |
| W Europe | 56 | 12 | 428 | 125 | 7,643.50 | 10,389.33 | 0 | 0 | .00 |
| European Union | 43 | 10 | 282 | 96 | 6,552.23 | 9,572.10 | 0 | 0 | .00 |
| Netherlands | 19 | 0 | 129 | 0 | 6,794.42 | .00 | 0 | 0 | .00 |
| Belgium and Luxembourg | 21 | 0 | 124 | 0 | 5,914.43 | .00 | 0 | 0 | .00 |
| Other W Europe | 13 | 2 | 146 | 29 | 11,253.08 | 14,475.50 | 0 | 0 | .00 |
| Sweden | 13 | 2 | 146 | 29 | 11,253.08 | 14,475.50 | 0 | 0 | .00 |
| Asia | 1,080 | 948 | 6,460 | 5,012 | 5,981.56 | 5,286.82 | 81 | 538 | 6,637.02 |
| China | 330 | 277 | 1,508 | 597 | 4,568.35 | 2,155.15 | 0 | 0 | .00 |
| Southeast Asia | 553 | 493 | 3,613 | 3,163 | 6,533.10 | 6,415.03 | 73 | 478 | 6,550.34 |
| Indonesia | 550 | 493 | 3,606 | 3,158 | 6,555.58 | 6,405.30 | 73 | 478 | 6,550.34 |
| Other East Asia | 197 | 178 | 1,340 | 1,252 | 6,800.64 | 7,035.50 | 8 | 59 | 7,428.00 |
| Taiwan | 197 | 178 | 1,340 | 1,252 | 6,800.64 | 7,035.50 | 8 | 59 | 7,428.00 |
| Oceania | 535 | 684 | 4,874 | 5,707 | 9,110.77 | 8,343.64 | 49 | 415 | 8,461.51 |
| Australia | 16 | 57 | 37 | 124 | 2,331.06 | 2,166.88 | 0 | 0 | .00 |
| New Zealand | 519 | 627 | 4,837 | 5,584 | 9,319.78 | 8,905.17 | 49 | 415 | 8,461.51 |
| Developed countries | 598 | 723 | 5,342 | 5,985 | 8,932.34 | 8,277.37 | 49 | 415 | 8,461.51 |
| Developing countries | 761 | 671 | 5,036 | 4,415 | 6,617.02 | 6,579.63 | 81 | 538 | 6,637.02 |
| Other countries | 330 | 277 | 1,508 | 597 | 4,568.35 | 2,155.15 | 0 | 0 | .00 |
| Other meats & prods(MT): | | | | | | | | | |
| World | 9,693 | 10,312 | 29,483 | 26,442 | 3,041.64 | 2,564.15 | 730 | 1,935 | 2,650.17 |
| Canada | 833 | 963 | 2,398 | 3,037 | 2,878.34 | 3,153.44 | 168 | 439 | 2,612.53 |
| Latin America | 289 | 548 | 3,948 | 3,025 | 13,661.60 | 5,519.92 | 30 | 161 | 5,371.03 |
| Mexico | 21 | 96 | 268 | 641 | 12,761.48 | 6,679.19 | 9 | 80 | 8,879.22 |
| Caribbean | 2 | 248 | 20 | 1,022 | 10,006.50 | 4,120.63 | 21 | 81 | 3,867.52 |
| Dominican Republic | 2 | 248 | 20 | 1,022 | 10,006.50 | 4,120.63 | 21 | 81 | 3,867.52 |
| S America | 266 | 195 | 3,660 | 1,345 | 13,760.14 | 6,899.90 | 0 | 0 | .00 |
| Brazil | 99 | 135 | 1,248 | 755 | 12,604.37 | 5,589.44 | 0 | 0 | .00 |
| Uruguay | 58 | 18 | 513 | 140 | 8,852.59 | 7,785.11 | 0 | 0 | .00 |
| Argentina | 64 | 38 | 1,786 | 444 | 27,910.28 | 11,684.31 | 0 | 0 | .00 |
| W Europe | 7,927 | 8,377 | 20,347 | 19,153 | 2,566.74 | 2,286.36 | 532 | 1,333 | 2,505.99 |
| European Union | 7,839 | 8,222 | 20,069 | 18,745 | 2,560.09 | 2,279.86 | 499 | 1,251 | 2,506.40 |
| Denmark | 4,163 | 3,846 | 11,991 | 10,290 | 2,880.44 | 2,675.40 | 251 | 738 | 2,938.51 |
| Netherlands | 3,484 | 4,015 | 7,297 | 7,456 | 2,088.57 | 1,857.16 | 248 | 513 | 2,069.06 |
| Belgium and Luxembourg | 161 | 315 | 505 | 636 | 3,137.53 | 2,019.29 | 0 | 0 | .00 |
| Other W Europe | 88 | 155 | 278 | 408 | 3,159.65 | 2,631.36 | 33 | 82 | 2,499.85 |
| Sweden | 78 | 150 | 225 | 382 | 2,883.55 | 2,547.83 | 31 | 70 | 2,247.22 |
| E Europe | 561 | 329 | 2,468 | 835 | 4,399.96 | 2,538.07 | 0 | 0 | .00 |
| Hungary | 481 | 227 | 2,176 | 516 | 4,523.84 | 2,274.98 | 0 | 0 | .00 |
| Former Yugoslavia | 25 | 102 | 76 | 319 | 3,042.32 | 3,123.59 | 0 | 0 | .00 |
| Developed countries | 8,826 | 9,414 | 23,007 | 22,480 | 2,605.73 | 2,387.90 | 700 | 1,779 | 2,533.56 |
| Developing countries | 867 | 897 | 6,474 | 3,945 | 7,467.41 | 4,398.31 | 30 | 161 | 5,371.03 |
| Poultry and prods(NA): | | | | | | | | | |
| World | -- | -- | 125,697 | 119,339 | (1) | (1) | -- | 12,666 | (1) |
| Canada | -- | -- | 31,289 | 28,494 | (1) | (1) | -- | 3,184 | (1) |
| W Europe | -- | -- | 18,934 | 18,366 | (1) | (1) | -- | 1,885 | (1) |
| European Union | -- | -- | 18,128 | 18,144 | (1) | (1) | -- | 1,885 | (1) |
| United Kingdom | -- | -- | 4,875 | 7,651 | (1) | (1) | -- | 387 | (1) |
| France | -- | -- | 9,337 | 7,954 | (1) | (1) | -- | 1,276 | (1) |
| Germany | -- | -- | 2,019 | 1,173 | (1) | (1) | -- | 106 | (1) |
| E Europe | -- | -- | 2,804 | 2,915 | (1) | (1) | -- | 225 | (1) |
| Hungary | -- | -- | 2,465 | 1,810 | (1) | (1) | -- | 223 | (1) |
| Asia | -- | -- | 59,184 | 61,305 | (1) | (1) | -- | 6,784 | (1) |
| W Asia (Mideast) | -- | -- | 6,100 | 3,068 | (1) | (1) | -- | 254 | (1) |
| Israel, inc Gaza | -- | -- | 6,098 | 3,069 | (1) | (1) | -- | 254 | (1) |
| China | -- | -- | 36,705 | 41,203 | (1) | (1) | -- | 4,347 | (1) |
| Other East Asia | -- | -- | 15,538 | 15,890 | (1) | (1) | -- | 2,088 | (1) |
| Hong Kong | -- | -- | 6,998 | 3,584 | (1) | (1) | -- | 130 | (1) |
| Taiwan | -- | -- | 8,475 | 12,250 | (1) | (1) | -- | 1,858 | (1) |
| Africa | -- | -- | 11,886 | 7,256 | (1) | (1) | -- | 481 | (1) |
| Sub-Sahara | -- | -- | 11,877 | 7,256 | (1) | (1) | -- | 481 | (1) |
| Rep S Africa | -- | -- | 1,883 | 2,910 | (1) | (1) | -- | 255 | (1) |
| Namibia | -- | -- | 7,830 | 3,245 | (1) | (1) | -- | 131 | (1) |
| Developed countries | -- | -- | 58,610 | 53,356 | (1) | (1) | -- | 5,637 | (1) |
| Developing countries | -- | -- | 30,196 | 24,684 | (1) | (1) | -- | 2,682 | (1) |
| Other countries | -- | -- | 36,891 | 47,298 | (1) | (1) | -- | 4,347 | (1) |
| Poultry - live(NA): | | | | | | | | | |
| World | -- | -- | 13,720 | 11,934 | (1) | (1) | -- | 1,227 | (1) |
| Canada | -- | -- | 9,063 | 9,605 | (1) | (1) | -- | 1,183 | (1) |
| Latin America | -- | -- | 566 | 57 | (1) | (1) | -- | 3 | (1) |
| S America | -- | -- | 553 | 36 | (1) | (1) | -- | 0 | (1) |
| Guyana | -- | -- | 443 | 0 | (1) | (1) | -- | 0 | (1) |
| W Europe | -- | -- | 1,531 | 1,407 | (1) | (1) | -- | 42 | (1) |
| European Union | -- | -- | 1,478 | 1,407 | (1) | (1) | -- | 42 | (1) |
| Netherlands | -- | -- | 388 | 79 | (1) | (1) | -- | 2 | (1) |
| Belgium and Luxembourg | -- | -- | 520 | 600 | (1) | (1) | -- | 3 | (1) |
| France | -- | -- | 485 | 635 | (1) | (1) | -- | 37 | (1) |
| Asia | -- | -- | 446 | 129 | (1) | (1) | -- | 0 | (1) |
| Southeast Asia | -- | -- | 206 | 63 | (1) | (1) | -- | 0 | (1) |
| Oceania | -- | -- | 173 | 56 | (1) | (1) | -- | 0 | (1) |
| Africa | -- | -- | 1,937 | 680 | (1) | (1) | -- | 0 | (1) |
| Sub-Sahara | -- | -- | 1,937 | 680 | (1) | (1) | -- | 0 | (1) |
| Cameroon | -- | -- | 381 | 63 | (1) | (1) | -- | 0 | (1) |
| Senegal | -- | -- | 152 | 0 | (1) | (1) | -- | 0 | (1) |

See footnotes at end of table.

Appendix table B-3---U.S. agricultural imports: Quantity, value, and unit value by commodity and country, October-August 1992/93 and 1993/94, and August 1994--continued

| Commodity and country | October-August | | | | | | August 1994 | | |
|------------------------------|----------------|---------|--------------------|---------|-----------------|-----------|-------------|--------------------|-----------------|
| | Quantity | | Value (1,000 dol.) | | Unit value (\$) | | Quantity | Value (1,000 dol.) | Unit value (\$) |
| | 1992/93 | 1993/94 | 1992/93 | 1993/94 | 1992/93 | 1993/94 | | | |
| Poultry - live(NA): | | | | | | | | | |
| Ivory Coast | -- | -- | 156 | 0 | (1) | (1) | -- | 0 | (1) |
| Tanzania | -- | -- | 89 | 124 | (1) | (1) | -- | 0 | (1) |
| Namibia | -- | -- | 826 | 161 | (1) | (1) | -- | 0 | (1) |
| Zimbabwe | -- | -- | 0 | 225 | (1) | (1) | -- | 0 | (1) |
| Developed countries | -- | -- | 10,914 | 11,077 | (1) | (1) | -- | 1,224 | (1) |
| Developing countries | -- | -- | 2,784 | 827 | (1) | (1) | -- | 3 | (1) |
| Poultry meat(MT): | | | | | | | | | |
| World | 3,454 | 3,043 | 12,194 | 9,974 | 3,530.32 | 3,277.82 | 294 | 897 | 3,050.48 |
| Canada | 2,903 | 2,665 | 8,061 | 6,918 | 2,776.92 | 2,596.03 | 250 | 639 | 2,557.08 |
| W Europe | 28 | 32 | 1,244 | 1,223 | 44,441.32 | 38,209.09 | 1 | 50 | 49,984.00 |
| European Union | 28 | 31 | 1,237 | 1,203 | 44,186.78 | 38,792.48 | 1 | 50 | 49,984.00 |
| France | 28 | 31 | 1,230 | 1,203 | 43,922.25 | 38,792.48 | 1 | 50 | 49,984.00 |
| Asia | 467 | 331 | 2,698 | 1,792 | 5,777.76 | 5,412.55 | 43 | 208 | 4,827.67 |
| W Asia (Mideast) | 355 | 222 | 2,150 | 1,292 | 6,055.70 | 5,819.55 | 29 | 150 | 5,181.52 |
| Israel, inc Gaza | 355 | 222 | 2,150 | 1,292 | 6,055.70 | 5,819.55 | 29 | 150 | 5,181.52 |
| China | 0 | 63 | 0 | 287 | .00 | 4,550.59 | 14 | 57 | 4,094.71 |
| Other East Asia | 112 | 43 | 548 | 197 | 4,896.80 | 4,588.35 | 0 | 0 | .00 |
| Hong Kong | 112 | 43 | 548 | 197 | 4,896.80 | 4,588.35 | 0 | 0 | .00 |
| Developed countries | 3,342 | 2,933 | 11,645 | 9,472 | 3,484.53 | 3,229.49 | 280 | 840 | 2,988.28 |
| Developing countries | 112 | 47 | 548 | 216 | 4,696.80 | 4,587.59 | 0 | 0 | .00 |
| Other countries | 0 | 63 | 0 | 287 | .00 | 4,550.59 | 14 | 57 | 4,094.71 |
| Eggs(NA): | | | | | | | | | |
| World | -- | -- | 34,587 | 29,643 | (1) | (1) | -- | 2,725 | (1) |
| Canada | -- | -- | 12,731 | 11,123 | (1) | (1) | -- | 1,204 | (1) |
| Latin America | -- | -- | 458 | 616 | (1) | (1) | -- | 74 | (1) |
| Mexico | -- | -- | 103 | 595 | (1) | (1) | -- | 66 | (1) |
| Central America | -- | -- | 365 | 15 | (1) | (1) | -- | 8 | (1) |
| W Europe | -- | -- | 5,116 | 8,036 | (1) | (1) | -- | 672 | (1) |
| European Union | -- | -- | 5,113 | 8,036 | (1) | (1) | -- | 672 | (1) |
| United Kingdom | -- | -- | 4,348 | 7,211 | (1) | (1) | -- | 387 | (1) |
| Asia | -- | -- | 7,493 | 4,791 | (1) | (1) | -- | 441 | (1) |
| W Asia (Mideast) | -- | -- | 3,767 | 1,701 | (1) | (1) | -- | 63 | (1) |
| Israel, inc Gaza | -- | -- | 3,765 | 1,701 | (1) | (1) | -- | 63 | (1) |
| China | -- | -- | 2,209 | 1,785 | (1) | (1) | -- | 224 | (1) |
| Other East Asia | -- | -- | 1,062 | 815 | (1) | (1) | -- | 100 | (1) |
| Taiwan | -- | -- | 931 | 769 | (1) | (1) | -- | 100 | (1) |
| Africa | -- | -- | 8,666 | 4,850 | (1) | (1) | -- | 313 | (1) |
| Sub-Sahara | -- | -- | 8,666 | 4,850 | (1) | (1) | -- | 313 | (1) |
| Rep S Africa | -- | -- | 489 | 1,176 | (1) | (1) | -- | 87 | (1) |
| Namibia | -- | -- | 7,104 | 3,084 | (1) | (1) | -- | 131 | (1) |
| Botswana | -- | -- | 1,073 | 495 | (1) | (1) | -- | 0 | (1) |
| Developed countries | -- | -- | 22,325 | 22,463 | (1) | (1) | -- | 2,082 | (1) |
| Developing countries | -- | -- | 10,054 | 5,338 | (1) | (1) | -- | 419 | (1) |
| Other countries | -- | -- | 2,209 | 1,843 | (1) | (1) | -- | 224 | (1) |
| Feathers & down - crude(MT): | | | | | | | | | |
| World | 15,322 | 16,828 | 65,186 | 67,787 | 4,255.06 | 4,028.25 | 1,852 | 7,817 | 4,198.14 |
| Canada | 201 | 177 | 1,434 | 847 | 7,135.53 | 4,788.11 | 30 | 159 | 5,286.13 |
| W Europe | 2,095 | 1,792 | 11,042 | 7,700 | 5,270.73 | 4,296.78 | 183 | 1,121 | 6,128.04 |
| European Union | 2,062 | 1,779 | 10,900 | 7,499 | 4,995.05 | 4,215.18 | 183 | 1,121 | 6,128.04 |
| France | 521 | 400 | 7,338 | 5,841 | 14,083.86 | 14,601.61 | 60 | 1,029 | 17,143.47 |
| Germany | 1,179 | 1,135 | 1,993 | 1,117 | 1,682.32 | 983.74 | 115 | 76 | 663.05 |
| Other W Europe | 33 | 13 | 742 | 201 | 22,496.21 | 15,464.38 | 0 | 0 | .00 |
| Switzerland | 33 | 13 | 742 | 201 | 22,496.21 | 15,464.38 | 0 | 0 | .00 |
| E Europe | 277 | 226 | 2,801 | 2,903 | 10,112.05 | 12,846.01 | 21 | 225 | 10,738.00 |
| Hungary | 206 | 148 | 2,465 | 1,810 | 11,966.08 | 12,229.11 | 20 | 223 | 11,135.40 |
| Poland | 71 | 78 | 336 | 1,045 | 4,732.73 | 14,318.20 | 1 | 3 | 2,790.00 |
| Asia | 12,683 | 14,568 | 48,547 | 54,593 | 3,827.74 | 3,747.49 | 1,624 | 6,136 | 3,778.05 |
| China | 9,691 | 10,396 | 34,474 | 39,106 | 3,557.32 | 3,761.65 | 1,153 | 4,066 | 3,526.18 |
| Other East Asia | 2,949 | 3,934 | 13,824 | 14,837 | 4,687.64 | 3,771.45 | 453 | 1,988 | 4,388.81 |
| Hong Kong | 882 | 1,061 | 6,215 | 3,300 | 7,046.46 | 3,110.33 | 117 | 130 | 1,113.90 |
| Taiwan | 2,000 | 2,833 | 7,544 | 11,481 | 3,771.91 | 4,052.72 | 336 | 1,858 | 5,529.18 |
| Africa | 62 | 51 | 1,185 | 1,711 | 19,114.76 | 33,553.67 | 4 | 168 | 42,020.00 |
| Sub-Sahara | 34 | 51 | 1,177 | 1,711 | 34,603.47 | 33,553.67 | 4 | 168 | 42,020.00 |
| Rep S Africa | 34 | 51 | 1,177 | 1,711 | 34,603.47 | 33,553.67 | 4 | 168 | 42,020.00 |
| Developed countries | 2,331 | 2,022 | 13,726 | 10,344 | 5,888.53 | 5,115.77 | 218 | 1,491 | 6,838.95 |
| Developing countries | 3,296 | 4,364 | 16,810 | 18,304 | 5,100.00 | 4,194.33 | 491 | 2,260 | 4,603.58 |
| Other countries | 9,695 | 10,442 | 34,660 | 39,139 | 3,575.06 | 3,748.25 | 1,153 | 4,066 | 3,526.18 |
| Dairy products(NA): | | | | | | | | | |
| World | -- | -- | 786,613 | 872,938 | (1) | (1) | -- | 84,195 | (1) |
| Canada | -- | -- | 30,562 | 35,963 | (1) | (1) | -- | 2,838 | (1) |
| Latin America | -- | -- | 13,647 | 18,741 | (1) | (1) | -- | 1,727 | (1) |
| S America | -- | -- | 8,671 | 10,930 | (1) | (1) | -- | 1,342 | (1) |
| W Europe | -- | -- | 539,325 | 549,743 | (1) | (1) | -- | 59,130 | (1) |
| European Union | -- | -- | 446,659 | 455,768 | (1) | (1) | -- | 51,022 | (1) |
| Denmark | -- | -- | 49,082 | 48,858 | (1) | (1) | -- | 5,848 | (1) |
| United Kingdom | -- | -- | 18,351 | 32,495 | (1) | (1) | -- | 1,853 | (1) |
| Ireland | -- | -- | 117,213 | 107,814 | (1) | (1) | -- | 19,398 | (1) |
| Netherlands | -- | -- | 49,930 | 51,882 | (1) | (1) | -- | 4,872 | (1) |
| France | -- | -- | 72,246 | 68,006 | (1) | (1) | -- | 6,416 | (1) |
| Germany | -- | -- | 22,556 | 27,321 | (1) | (1) | -- | 3,143 | (1) |
| Italy | -- | -- | 105,884 | 105,796 | (1) | (1) | -- | 8,706 | (1) |
| Other W Europe | -- | -- | 92,667 | 93,975 | (1) | (1) | -- | 8,109 | (1) |
| Sweden | -- | -- | 7,654 | 10,741 | (1) | (1) | -- | 808 | (1) |
| Norway | -- | -- | 30,120 | 23,609 | (1) | (1) | -- | 2,091 | (1) |
| Finland | -- | -- | 18,560 | 11,588 | (1) | (1) | -- | 1,435 | (1) |

See footnotes at end of table.

Appendix table B-3--U.S. agricultural imports: Quantity, value, and unit value by commodity and country, October-August 1992/93 and 1993/94, and August 1994--continued

| Commodity and country | October-August | | | | | | August 1994 | | |
|---|----------------|---------|--------------------|---------|-----------------|----------|-------------|--------------------|-----------------|
| | Quantity | | Value (1,000 dol.) | | Unit value (\$) | | Quantity | Value (1,000 dol.) | Unit value (\$) |
| | 1992/93 | 1993/94 | 1992/93 | 1993/94 | 1992/93 | 1993/94 | | | |
| Dairy products(NA): | | | | | | | | | |
| Austria | -- | -- | 14,829 | 24,385 | (1) | (1) | -- | 1,326 | (1) |
| Switzerland | -- | -- | 21,133 | 23,633 | (1) | (1) | -- | 2,448 | (1) |
| E Europe | -- | -- | 30,947 | 41,109 | (1) | (1) | -- | 4,772 | (1) |
| Poland | -- | -- | 17,614 | 28,950 | (1) | (1) | -- | 3,257 | (1) |
| Former Soviet Union | -- | -- | 15,827 | 15,866 | (1) | (1) | -- | 1,861 | (1) |
| Asia | -- | -- | 7,727 | 8,838 | (1) | (1) | -- | 646 | (1) |
| Oceania | -- | -- | 148,418 | 202,063 | (1) | (1) | -- | 13,221 | (1) |
| Australia | -- | -- | 22,615 | 28,426 | (1) | (1) | -- | 1,420 | (1) |
| New Zealand | -- | -- | 125,803 | 173,633 | (1) | (1) | -- | 11,800 | (1) |
| Developed countries | -- | -- | 723,279 | 794,082 | (1) | (1) | -- | 75,482 | (1) |
| Developing countries | -- | -- | 46,711 | 62,177 | (1) | (1) | -- | 6,750 | (1) |
| Other countries | -- | -- | 16,622 | 16,679 | (1) | (1) | -- | 1,954 | (1) |
| Milk & cream, fr or dried(MT): | | | | | | | | | |
| World | 7,426 | 6,141 | 8,517 | 7,823 | 1,146.92 | 1,290.23 | 585 | 752 | 1,276.55 |
| Canada | 1,757 | 438 | 1,972 | 873 | 1,122.40 | 1,892.97 | 18 | 86 | 4,779.33 |
| Latin America | 0 | 278 | 0 | 1,009 | .00 | 3,630.58 | 1 | 2 | 1,798.00 |
| Mexico | 0 | 278 | 0 | 1,009 | .00 | 3,630.58 | 1 | 2 | 1,798.00 |
| W Europe | 1,770 | 1,804 | 2,063 | 1,978 | 1,165.70 | 1,096.52 | 39 | 81 | 2,077.05 |
| European Union | 1,658 | 1,804 | 1,999 | 1,978 | 1,205.67 | 1,096.52 | 39 | 81 | 2,077.05 |
| Denmark | 278 | 259 | 352 | 303 | 1,267.79 | 1,169.82 | 0 | 0 | .00 |
| United Kingdom | 452 | 223 | 784 | 476 | 1,733.75 | 2,134.78 | 15 | 47 | 3,112.07 |
| Netherlands | 909 | 1,322 | 851 | 1,196 | 936.24 | 804.66 | 24 | 34 | 1,430.17 |
| Oceania | 3,847 | 3,582 | 4,400 | 4,030 | 1,143.80 | 1,124.89 | 531 | 583 | 1,098.04 |
| Australia | 578 | 531 | 1,037 | 781 | 1,794.19 | 1,470.55 | 119 | 175 | 1,468.14 |
| New Zealand | 3,269 | 3,051 | 3,363 | 3,249 | 1,028.80 | 1,064.85 | 412 | 408 | 990.85 |
| Developed countries | 7,374 | 5,824 | 8,436 | 6,881 | 1,143.95 | 1,181.45 | 588 | 750 | 1,275.67 |
| Developing countries | 52 | 313 | 81 | 1,038 | 1,566.40 | 3,317.63 | 1 | 2 | 1,798.00 |
| Butter & butterfat mixtures(MT): | | | | | | | | | |
| World | 1,431 | 1,262 | 2,620 | 2,212 | 1,831.05 | 1,752.66 | 3 | 21 | 7,084.67 |
| Canada | 290 | 168 | 506 | 273 | 1,745.92 | 1,624.78 | 0 | 0 | .00 |
| W Europe | 435 | 282 | 911 | 671 | 2,084.36 | 2,380.40 | 3 | 21 | 7,084.67 |
| European Union | 396 | 274 | 745 | 662 | 1,881.01 | 2,416.38 | 3 | 21 | 7,084.67 |
| Denmark | 81 | 73 | 220 | 176 | 2,721.62 | 2,406.66 | 0 | 0 | .00 |
| United Kingdom | 0 | 15 | 6 | 138 | .00 | 8,221.00 | 1 | 11 | 10,820.00 |
| Ireland | 200 | 137 | 190 | 178 | 948.39 | 1,297.12 | 0 | 0 | .00 |
| France | 82 | 30 | 200 | 80 | 2,439.79 | 2,555.10 | 1 | 3 | 2,767.00 |
| Germany | 16 | 17 | 80 | 80 | 4,985.63 | 4,706.59 | 1 | 8 | 7,567.00 |
| Portugal | 11 | 1 | 33 | 5 | 2,956.36 | 4,500.00 | 0 | 0 | .00 |
| Other W Europe | 39 | 8 | 166 | 9 | 4,260.61 | 1,148.13 | 0 | 0 | .00 |
| Sweden | 39 | 0 | 166 | 0 | 4,260.61 | .00 | 0 | 0 | .00 |
| Asia | 31 | 32 | 70 | 77 | 2,241.93 | 2,417.19 | 0 | 0 | .00 |
| W Asia (Mideast) | 31 | 32 | 70 | 77 | 2,241.93 | 2,417.19 | 0 | 0 | .00 |
| Israel, inc Gaza | 27 | 32 | 60 | 77 | 2,211.85 | 2,417.19 | 0 | 0 | .00 |
| Oceania | 675 | 771 | 1,127 | 1,180 | 1,670.24 | 1,530.68 | 0 | 0 | .00 |
| Australia | 15 | 16 | 27 | 29 | 1,822.53 | 1,781.88 | 0 | 0 | .00 |
| New Zealand | 660 | 753 | 1,100 | 1,148 | 1,666.78 | 1,524.00 | 0 | 0 | .00 |
| Developed countries | 1,427 | 1,251 | 2,604 | 2,198 | 1,825.16 | 1,756.73 | 3 | 21 | 7,084.67 |
| Cheese(MT): | | | | | | | | | |
| World | 126,441 | 144,935 | 417,030 | 449,295 | 3,298.22 | 3,099.97 | 12,320 | 41,567 | 3,373.94 |
| Canada | 2,501 | 2,536 | 7,874 | 7,757 | 3,148.29 | 3,058.80 | 240 | 746 | 3,109.44 |
| Latin America | 2,470 | 3,125 | 8,703 | 11,012 | 3,523.59 | 3,523.77 | 345 | 1,240 | 3,594.11 |
| S America | 2,301 | 2,823 | 7,881 | 10,017 | 3,468.49 | 3,426.82 | 345 | 1,240 | 3,594.11 |
| Argentina | 1,749 | 2,469 | 6,083 | 8,471 | 3,477.77 | 3,430.95 | 331 | 1,199 | 3,622.31 |
| W Europe | 93,846 | 103,263 | 338,051 | 347,179 | 3,602.19 | 3,362.08 | 8,714 | 31,598 | 3,626.22 |
| European Union | 70,591 | 78,597 | 258,079 | 272,310 | 3,655.87 | 3,421.11 | 6,841 | 25,571 | 3,737.83 |
| Denmark | 11,112 | 11,515 | 39,099 | 38,093 | 3,518.62 | 3,308.11 | 1,292 | 4,282 | 3,314.54 |
| United Kingdom | 7,028 | 14,154 | 17,089 | 30,778 | 2,431.57 | 2,174.51 | 642 | 1,448 | 2,255.64 |
| Ireland | 2,769 | 4,131 | 6,705 | 9,539 | 2,421.61 | 2,309.07 | 437 | 1,166 | 2,668.96 |
| Netherlands | 8,493 | 8,059 | 25,910 | 23,941 | 3,050.74 | 2,870.73 | 959 | 2,756 | 2,873.35 |
| France | 7,576 | 7,832 | 43,271 | 41,909 | 5,711.54 | 5,350.95 | 965 | 4,810 | 4,984.87 |
| Germany | 2,873 | 4,287 | 9,868 | 12,223 | 3,434.85 | 2,851.28 | 395 | 1,250 | 3,164.88 |
| Italy | 27,914 | 26,943 | 105,091 | 104,058 | 3,764.82 | 3,862.14 | 1,875 | 8,591 | 4,581.85 |
| Greece | 1,412 | 1,504 | 6,691 | 7,411 | 4,738.66 | 4,927.41 | 145 | 720 | 4,963.07 |
| Other W Europe | 23,255 | 23,666 | 79,972 | 74,869 | 3,438.93 | 3,163.56 | 1,873 | 6,028 | 3,218.18 |
| Norway | 7,359 | 5,808 | 26,301 | 19,958 | 3,573.92 | 3,435.70 | 560 | 1,753 | 3,130.56 |
| Finland | 6,131 | 3,897 | 18,560 | 11,589 | 3,027.23 | 2,973.76 | 469 | 1,435 | 3,060.02 |
| Austria | 4,671 | 8,566 | 14,124 | 22,422 | 3,023.68 | 2,517.50 | 391 | 1,122 | 2,870.79 |
| Switzerland | 4,354 | 4,397 | 18,894 | 18,494 | 4,339.51 | 4,196.87 | 398 | 1,583 | 3,976.71 |
| E Europe | 7,140 | 11,634 | 17,469 | 26,676 | 2,446.62 | 2,292.90 | 1,177 | 2,598 | 2,207.26 |
| Hungary | 1,863 | 1,025 | 4,974 | 2,712 | 2,669.79 | 2,646.20 | 82 | 257 | 2,788.97 |
| Poland | 2,827 | 8,131 | 6,855 | 17,772 | 2,460.19 | 2,185.75 | 778 | 1,539 | 1,978.42 |
| Asia | 1,306 | 1,444 | 4,569 | 4,726 | 3,498.18 | 3,272.84 | 57 | 211 | 3,700.37 |
| W Asia (Mideast) | 1,306 | 1,408 | 4,563 | 4,612 | 3,494.20 | 3,275.39 | 36 | 140 | 3,899.36 |
| Oceania | 18,265 | 21,225 | 38,769 | 47,797 | 2,122.57 | 2,251.82 | 1,351 | 4,071 | 3,013.03 |
| Australia | 5,251 | 5,713 | 11,053 | 12,583 | 2,104.85 | 2,202.48 | 23 | 41 | 1,780.56 |
| New Zealand | 13,014 | 15,512 | 27,716 | 35,214 | 2,129.72 | 2,270.13 | 1,328 | 4,030 | 3,034.38 |
| Developed countries | 115,783 | 128,322 | 388,551 | 408,858 | 3,355.85 | 3,170.60 | 10,329 | 36,525 | 3,536.16 |
| Developing countries | 9,751 | 15,017 | 26,909 | 38,579 | 2,759.58 | 2,568.05 | 1,534 | 3,869 | 2,522.19 |
| Casein & mixtures(MT): | | | | | | | | | |
| World | 75,530 | 86,204 | 309,526 | 337,421 | 4,098.05 | 3,914.22 | 9,031 | 35,050 | 3,881.11 |
| W Europe | 38,213 | 40,400 | 179,208 | 168,805 | 4,570.10 | 4,178.33 | 5,760 | 23,861 | 4,142.60 |
| European Union | 38,195 | 39,035 | 175,333 | 163,691 | 4,590.46 | 4,193.44 | 5,642 | 23,446 | 4,155.57 |
| Denmark | 1,895 | 1,929 | 8,256 | 8,383 | 4,884.33 | 4,345.62 | 361 | 1,559 | 4,318.58 |
| Ireland | 24,202 | 22,489 | 110,025 | 98,098 | 4,546.11 | 4,360.09 | 4,028 | 17,232 | 4,277.95 |
| Netherlands | 4,085 | 5,113 | 19,954 | 20,787 | 4,884.67 | 4,065.43 | 546 | 2,075 | 3,801.20 |

See footnotes at end of table.

Appendix table B-3--U.S. agricultural imports: Quantity, value, and unit value by commodity and country, October-August 1992/93 and 1993/94, and August 1994--continued

| Commodity and country | October-August | | | | | | August 1994 | | |
|----------------------------|----------------|---------|--------------------|---------|-----------------|----------|-------------|--------------------|-----------------|
| | Quantity | | Value (1,000 dol.) | | Unit value (\$) | | Quantity | Value (1,000 dol.) | Unit value (\$) |
| | 1992/93 | 1993/94 | 1992/93 | 1993/94 | 1992/93 | 1993/94 | | | |
| Casein & mixtures(MT): | | | | | | | | | |
| France | 6,300 | 6,726 | 28,111 | 25,819 | 4,462.02 | 3,838.73 | 420 | 1,602 | 3,814.14 |
| Germany | 1,679 | 2,542 | 7,851 | 9,661 | 4,676.04 | 3,800.61 | 287 | 973 | 3,390.03 |
| Other W Europe | 1,018 | 1,365 | 3,875 | 5,114 | 3,806.26 | 3,748.27 | 118 | 416 | 3,522.46 |
| Norway | 900 | 977 | 3,613 | 3,598 | 4,014.10 | 3,682.49 | 98 | 338 | 3,446.64 |
| E Europe | 3,477 | 4,688 | 13,217 | 13,103 | 3,801.28 | 2,795.01 | 754 | 2,078 | 2,756.25 |
| Poland | 2,834 | 3,784 | 10,411 | 10,073 | 3,673.65 | 2,661.84 | 654 | 1,718 | 2,626.96 |
| Former Soviet Union | 4,019 | 4,586 | 14,311 | 12,076 | 3,560.79 | 2,633.19 | 303 | 758 | 2,502.51 |
| Oceania | 28,690 | 36,412 | 102,291 | 143,040 | 3,565.39 | 3,828.38 | 2,171 | 8,221 | 3,786.50 |
| Australia | 2,458 | 3,261 | 9,636 | 12,267 | 3,920.19 | 3,761.80 | 297 | 1,064 | 3,583.01 |
| New Zealand | 26,232 | 33,151 | 92,655 | 130,773 | 3,532.15 | 3,844.77 | 1,874 | 7,156 | 3,818.75 |
| Developed countries | 67,828 | 76,843 | 281,601 | 311,923 | 4,145.58 | 4,059.23 | 7,934 | 32,100 | 4,045.86 |
| Developing countries | 3,541 | 4,775 | 13,458 | 13,422 | 3,800.54 | 2,810.93 | 794 | 2,192 | 2,760.98 |
| Other countries | 4,061 | 4,566 | 14,467 | 12,076 | 3,562.44 | 2,633.19 | 303 | 758 | 2,502.51 |
| Other dairy prods(NA): | | | | | | | | | |
| World | -- | -- | 48,920 | 76,087 | (1) | (1) | -- | 6,805 | (1) |
| Canada | -- | -- | 20,108 | 26,890 | (1) | (1) | -- | 1,988 | (1) |
| Latin America | -- | -- | 4,844 | 6,717 | (1) | (1) | -- | 486 | (1) |
| Mexico | -- | -- | 959 | 2,541 | (1) | (1) | -- | 317 | (1) |
| Central America | -- | -- | 3,198 | 2,997 | (1) | (1) | -- | 39 | (1) |
| Guatemala | -- | -- | 1,205 | 2,492 | (1) | (1) | -- | 0 | (1) |
| Costa Rica | -- | -- | 1,487 | 5 | (1) | (1) | -- | 0 | (1) |
| Panama | -- | -- | 507 | 489 | (1) | (1) | -- | 34 | (1) |
| S America | -- | -- | 690 | 913 | (1) | (1) | -- | 102 | (1) |
| Brazil | -- | -- | 525 | 894 | (1) | (1) | -- | 102 | (1) |
| W Europe | -- | -- | 19,092 | 31,110 | (1) | (1) | -- | 3,568 | (1) |
| European Union | -- | -- | 10,503 | 17,127 | (1) | (1) | -- | 1,902 | (1) |
| Denmark | -- | -- | 155 | 1,904 | (1) | (1) | -- | 6 | (1) |
| United Kingdom | -- | -- | 460 | 1,088 | (1) | (1) | -- | 343 | (1) |
| Netherlands | -- | -- | 3,213 | 5,952 | (1) | (1) | -- | 106 | (1) |
| France | -- | -- | 663 | 197 | (1) | (1) | -- | 1 | (1) |
| Germany | -- | -- | 4,749 | 5,356 | (1) | (1) | -- | 913 | (1) |
| Spain, incl Canary Is | -- | -- | 144 | 1,642 | (1) | (1) | -- | 359 | (1) |
| Italy | -- | -- | 772 | 865 | (1) | (1) | -- | 115 | (1) |
| Other W Europe | -- | -- | 8,589 | 13,983 | (1) | (1) | -- | 1,665 | (1) |
| Sweden | -- | -- | 5,502 | 8,298 | (1) | (1) | -- | 674 | (1) |
| Austria | -- | -- | 706 | 515 | (1) | (1) | -- | 126 | (1) |
| Switzerland | -- | -- | 2,175 | 5,117 | (1) | (1) | -- | 866 | (1) |
| E Europe | -- | -- | 262 | 1,320 | (1) | (1) | -- | 96 | (1) |
| Poland | -- | -- | 248 | 1,105 | (1) | (1) | -- | 0 | (1) |
| Asia | -- | -- | 2,638 | 3,912 | (1) | (1) | -- | 321 | (1) |
| Japan | -- | -- | 928 | 2,049 | (1) | (1) | -- | 194 | (1) |
| China | -- | -- | 539 | 742 | (1) | (1) | -- | 23 | (1) |
| Other East Asia | -- | -- | 655 | 593 | (1) | (1) | -- | 74 | (1) |
| Oceania | -- | -- | 1,831 | 6,016 | (1) | (1) | -- | 346 | (1) |
| Australia | -- | -- | 862 | 2,767 | (1) | (1) | -- | 140 | (1) |
| New Zealand | -- | -- | 969 | 3,250 | (1) | (1) | -- | 206 | (1) |
| Developed countries | -- | -- | 42,087 | 66,222 | (1) | (1) | -- | 6,096 | (1) |
| Developing countries | -- | -- | 6,248 | 9,123 | (1) | (1) | -- | 687 | (1) |
| Other countries | -- | -- | 585 | 742 | (1) | (1) | -- | 23 | (1) |
| Fats, oils, & greases(MT): | | | | | | | | | |
| World | 40,712 | 37,074 | 28,202 | 24,568 | 592.71 | 662.68 | 3,864 | 2,487 | 643.66 |
| Canada | 30,059 | 30,031 | 9,159 | 9,625 | 304.71 | 320.49 | 3,181 | 1,197 | 376.15 |
| Latin America | 1,088 | 874 | 1,205 | 1,665 | 1,107.99 | 1,904.79 | 93 | 195 | 2,093.10 |
| Mexico | 907 | 779 | 1,021 | 1,547 | 1,125.17 | 1,986.24 | 93 | 195 | 2,093.10 |
| W Europe | 4,505 | 2,183 | 10,382 | 6,764 | 2,304.62 | 3,098.31 | 217 | 493 | 2,273.47 |
| European Union | 3,907 | 1,846 | 9,134 | 5,848 | 2,337.76 | 3,167.95 | 216 | 483 | 2,236.49 |
| United Kingdom | 623 | 659 | 5,924 | 2,102 | 6,508.54 | 3,190.07 | 82 | 185 | 2,956.76 |
| Netherlands | 1,036 | 61 | 338 | 283 | 326.43 | 4,636.46 | 2 | 28 | 13,925.00 |
| Germany | 2,100 | 674 | 2,444 | 2,925 | 1,163.97 | 4,339.57 | 72 | 131 | 1,818.21 |
| Italy | 57 | 228 | 206 | 248 | 3,608.70 | 1,088.49 | 9 | 41 | 4,569.33 |
| Other W Europe | 588 | 337 | 1,249 | 916 | 2,088.15 | 2,716.84 | 1 | 10 | 10,262.00 |
| Sweden | 1 | 79 | 26 | 387 | 25,609.00 | 4,901.42 | 1 | 10 | 10,262.00 |
| Norway | 587 | 258 | 1,213 | 511 | 2,032.59 | 1,978.77 | 0 | 0 | .00 |
| Asia | 4,377 | 3,309 | 7,015 | 6,252 | 1,602.59 | 1,889.57 | 342 | 579 | 1,692.85 |
| Japan | 351 | 1,435 | 1,205 | 4,105 | 3,433.78 | 2,860.72 | 172 | 385 | 2,240.26 |
| Southeast Asia | 3,620 | 1,720 | 5,503 | 2,047 | 1,520.14 | 1,189.93 | 164 | 174 | 1,130.71 |
| Thailand | 1,386 | 476 | 1,430 | 523 | 1,052.06 | 1,097.77 | 63 | 79 | 1,249.24 |
| Malaysia | 1,017 | 1,087 | 1,384 | 1,234 | 1,360.49 | 1,135.05 | 70 | 83 | 1,188.10 |
| Singapore | 978 | 58 | 2,466 | 188 | 2,521.60 | 3,234.33 | 0 | 0 | .00 |
| Oceania | 682 | 677 | 438 | 262 | 642.38 | 388.93 | 31 | 24 | 761.61 |
| Australia | 665 | 661 | 431 | 244 | 647.79 | 368.96 | 31 | 24 | 761.61 |
| Developed countries | 35,600 | 34,327 | 21,262 | 20,769 | 597.24 | 605.04 | 3,601 | 2,099 | 582.84 |
| Developing countries | 5,112 | 2,747 | 6,940 | 3,799 | 1,357.53 | 1,383.00 | 263 | 388 | 1,476.98 |
| Hides & skins(NA): | | | | | | | | | |
| World | -- | -- | 170,167 | 182,589 | (1) | (1) | -- | 11,700 | (1) |
| Canada | -- | -- | 100,851 | 107,471 | (1) | (1) | -- | 8,114 | (1) |
| Latin America | -- | -- | 10,046 | 8,757 | (1) | (1) | -- | 934 | (1) |
| Mexico | -- | -- | 5,037 | 4,290 | (1) | (1) | -- | 549 | (1) |
| S America | -- | -- | 4,552 | 4,175 | (1) | (1) | -- | 365 | (1) |
| Colombia | -- | -- | 396 | 1,970 | (1) | (1) | -- | 204 | (1) |
| Brazil | -- | -- | 2,512 | 347 | (1) | (1) | -- | 0 | (1) |
| W Europe | -- | -- | 39,434 | 44,491 | (1) | (1) | -- | 1,271 | (1) |
| European Union | -- | -- | 29,315 | 29,430 | (1) | (1) | -- | 969 | (1) |
| Denmark | -- | -- | 10,971 | 12,974 | (1) | (1) | -- | 373 | (1) |
| United Kingdom | -- | -- | 8,781 | 7,191 | (1) | (1) | -- | 179 | (1) |

See footnotes at end of table.

Appendix table B-3--U.S. agricultural imports: Quantity, value, and unit value by commodity and country, October-August 1992/93 and 1993/94, and August 1994--continued

| Commodity and country | October-August | | | | | | August 1994 | | |
|-------------------------------------|----------------|---------|--------------------|---------|-----------------|-----------|-------------|--------------------|-----------------|
| | Quantity | | Value (1,000 dol.) | | Unit value (\$) | | Quantity | Value (1,000 dol.) | Unit value (\$) |
| | 1992/93 | 1993/94 | 1992/93 | 1993/94 | 1992/93 | 1993/94 | | | |
| Hides & skins(NA): | | | | | | | | | |
| Ireland | -- | -- | 2,286 | 505 | (1) | (1) | -- | 161 | (1) |
| Netherlands | -- | -- | 1,877 | 3,053 | (1) | (1) | -- | 3 | (1) |
| Belgium and Luxembourg | -- | -- | 2,470 | 2,303 | (1) | (1) | -- | 24 | (1) |
| Other W Europe | -- | -- | 10,119 | 15,061 | (1) | (1) | -- | 302 | (1) |
| Sweden | -- | -- | 1,960 | 3,797 | (1) | (1) | -- | 47 | (1) |
| Finland | -- | -- | 7,471 | 9,740 | (1) | (1) | -- | 240 | (1) |
| Former Soviet Union | -- | -- | 4,626 | 7,514 | (1) | (1) | -- | 269 | (1) |
| Asia | -- | -- | 5,427 | 3,892 | (1) | (1) | -- | 342 | (1) |
| Southeast Asia | -- | -- | 3,803 | 3,012 | (1) | (1) | -- | 274 | (1) |
| Thailand | -- | -- | 3,654 | 2,301 | (1) | (1) | -- | 204 | (1) |
| Oceania | -- | -- | 5,199 | 4,032 | (1) | (1) | -- | 248 | (1) |
| New Zealand | -- | -- | 3,998 | 2,844 | (1) | (1) | -- | 119 | (1) |
| Africa | -- | -- | 3,973 | 6,239 | (1) | (1) | -- | 516 | (1) |
| Sub-Sahara | -- | -- | 3,971 | 6,239 | (1) | (1) | -- | 516 | (1) |
| Sudan | -- | -- | 951 | 2,073 | (1) | (1) | -- | 201 | (1) |
| Developed countries | -- | -- | 145,602 | 156,495 | (1) | (1) | -- | 9,641 | (1) |
| Developing countries | -- | -- | 19,728 | 18,385 | (1) | (1) | -- | 1,746 | (1) |
| Other countries | -- | -- | 4,837 | 7,709 | (1) | (1) | -- | 313 | (1) |
| Sheep & lamb skins(MT): | | | | | | | | | |
| World | 4,596 | 3,568 | 18,574 | 17,264 | 4,041.34 | 4,838.61 | 258 | 1,201 | 4,656.00 |
| Canada | 563 | 1,060 | 447 | 790 | 784.45 | 745.70 | 92 | 95 | 1,036.24 |
| Latin America | 877 | 127 | 2,573 | 388 | 2,934.34 | 3,055.94 | 38 | 146 | 3,840.74 |
| Mexico | 877 | 125 | 2,573 | 365 | 2,934.34 | 2,919.88 | 38 | 146 | 3,840.74 |
| W Europe | 1,500 | 975 | 7,207 | 6,658 | 4,804.47 | 6,828.74 | 58 | 397 | 6,852.17 |
| European Union | 1,500 | 864 | 7,207 | 6,622 | 4,804.47 | 6,869.75 | 58 | 397 | 6,852.17 |
| United Kingdom | 1,021 | 733 | 5,888 | 5,637 | 5,766.52 | 7,689.98 | 16 | 149 | 9,290.13 |
| Ireland | 111 | 19 | 529 | 161 | 4,768.20 | 8,497.37 | 19 | 161 | 8,497.37 |
| Netherlands | 0 | 13 | 0 | 194 | .00 | 14,884.61 | 0 | 0 | .00 |
| France | 320 | 184 | 468 | 492 | 1,462.04 | 2,674.24 | 23 | 87 | 3,767.00 |
| Asia | 148 | 30 | 1,055 | 315 | 7,129.28 | 10,504.90 | 0 | 0 | .00 |
| W Asia (Mideast) | 145 | 30 | 1,053 | 303 | 7,260.20 | 10,110.67 | 0 | 0 | .00 |
| Saudi Arabia | 79 | 14 | 512 | 102 | 6,487.25 | 7,285.71 | 0 | 0 | .00 |
| Yemen, Rep of | 46 | 16 | 518 | 201 | 11,266.30 | 12,582.50 | 0 | 0 | .00 |
| Oceania | 1,100 | 833 | 3,597 | 3,032 | 3,269.89 | 3,639.93 | 20 | 59 | 2,956.60 |
| Australia | 366 | 391 | 608 | 918 | 1,661.88 | 2,348.80 | 2 | 16 | 8,056.00 |
| New Zealand | 734 | 442 | 2,989 | 2,114 | 4,071.70 | 4,782.09 | 18 | 43 | 2,390.00 |
| Africa | 408 | 543 | 3,695 | 6,080 | 9,055.32 | 11,197.13 | 50 | 503 | 10,068.18 |
| Sub-Sahara | 408 | 543 | 3,693 | 6,080 | 9,050.42 | 11,197.13 | 50 | 503 | 10,068.18 |
| Sudan | 128 | 193 | 951 | 2,073 | 7,428.33 | 10,743.06 | 18 | 201 | 11,175.05 |
| Nigeria | 29 | 7 | 436 | 125 | 15,047.38 | 17,906.00 | 7 | 125 | 17,806.00 |
| Kenya | 88 | 36 | 708 | 407 | 8,041.95 | 11,292.92 | 0 | 0 | .00 |
| Rep S Africa | 0 | 80 | 0 | 413 | .00 | 5,163.50 | 9 | 20 | 2,240.67 |
| Developed countries | 3,163 | 2,948 | 11,251 | 10,894 | 3,557.02 | 3,695.25 | 179 | 572 | 3,195.85 |
| Developing countries | 1,433 | 620 | 7,321 | 6,370 | 5,108.98 | 10,274.53 | 79 | 629 | 7,964.44 |
| Other hides & skins(NA): | | | | | | | | | |
| World | -- | -- | 95,318 | 90,713 | (1) | (1) | -- | 8,618 | (1) |
| Canada | -- | -- | 73,317 | 74,343 | (1) | (1) | -- | 7,258 | (1) |
| Latin America | -- | -- | 7,123 | 7,291 | (1) | (1) | -- | 689 | (1) |
| Mexico | -- | -- | 2,464 | 3,923 | (1) | (1) | -- | 403 | (1) |
| S America | -- | -- | 4,211 | 3,076 | (1) | (1) | -- | 266 | (1) |
| Colombia | -- | -- | 366 | 1,934 | (1) | (1) | -- | 204 | (1) |
| Brazil | -- | -- | 2,512 | 346 | (1) | (1) | -- | 0 | (1) |
| W Europe | -- | -- | 8,924 | 4,685 | (1) | (1) | -- | 127 | (1) |
| European Union | -- | -- | 6,713 | 3,334 | (1) | (1) | -- | 69 | (1) |
| United Kingdom | -- | -- | 2,537 | 1,112 | (1) | (1) | -- | 31 | (1) |
| Ireland | -- | -- | 1,757 | 338 | (1) | (1) | -- | 0 | (1) |
| Belgium and Luxembourg | -- | -- | 1,370 | 994 | (1) | (1) | -- | 0 | (1) |
| Other W Europe | -- | -- | 2,212 | 1,351 | (1) | (1) | -- | 58 | (1) |
| Sweden | -- | -- | 1,600 | 1,034 | (1) | (1) | -- | 47 | (1) |
| Asia | -- | -- | 4,191 | 3,346 | (1) | (1) | -- | 319 | (1) |
| Southeast Asia | -- | -- | 3,803 | 3,012 | (1) | (1) | -- | 274 | (1) |
| Thailand | -- | -- | 3,654 | 2,301 | (1) | (1) | -- | 204 | (1) |
| Oceania | -- | -- | 1,473 | 894 | (1) | (1) | -- | 189 | (1) |
| New Zealand | -- | -- | 957 | 646 | (1) | (1) | -- | 76 | (1) |
| Developed countries | -- | -- | 83,654 | 79,914 | (1) | (1) | -- | 7,536 | (1) |
| Developing countries | -- | -- | 11,458 | 10,663 | (1) | (1) | -- | 1,006 | (1) |
| Furskins(NA): | | | | | | | | | |
| World | -- | -- | 56,274 | 74,611 | (1) | (1) | -- | 1,880 | (1) |
| Canada | -- | -- | 27,187 | 32,337 | (1) | (1) | -- | 760 | (1) |
| Latin America | -- | -- | 348 | 1,078 | (1) | (1) | -- | 99 | (1) |
| S America | -- | -- | 341 | 1,076 | (1) | (1) | -- | 89 | (1) |
| Argentina | -- | -- | 151 | 1,016 | (1) | (1) | -- | 99 | (1) |
| W Europe | -- | -- | 23,303 | 33,148 | (1) | (1) | -- | 746 | (1) |
| European Union | -- | -- | 15,396 | 19,473 | (1) | (1) | -- | 502 | (1) |
| Denmark | -- | -- | 10,944 | 12,974 | (1) | (1) | -- | 373 | (1) |
| Netherlands | -- | -- | 1,527 | 2,822 | (1) | (1) | -- | 3 | (1) |
| Belgium and Luxembourg | -- | -- | 1,100 | 1,308 | (1) | (1) | -- | 24 | (1) |
| Germany | -- | -- | 839 | 909 | (1) | (1) | -- | 33 | (1) |
| Other W Europe | -- | -- | 7,908 | 13,675 | (1) | (1) | -- | 244 | (1) |
| Sweden | -- | -- | 360 | 2,763 | (1) | (1) | -- | 0 | (1) |
| Norway | -- | -- | 579 | 1,266 | (1) | (1) | -- | 14 | (1) |
| Finland | -- | -- | 6,958 | 9,635 | (1) | (1) | -- | 230 | (1) |
| Former Soviet Union | -- | -- | 4,581 | 7,482 | (1) | (1) | -- | 237 | (1) |
| Developed countries | -- | -- | 50,698 | 65,687 | (1) | (1) | -- | 1,532 | (1) |
| Developing countries | -- | -- | 949 | 1,352 | (1) | (1) | -- | 111 | (1) |
| Other countries | -- | -- | 4,628 | 7,573 | (1) | (1) | -- | 237 | (1) |

See footnotes at end of table.

Appendix table B-3--U.S. agricultural imports: Quantity, value, and unit value by commodity and country, October-August 1992/93 and 1993/94, and August 1994--continued

| Commodity and country | October-August | | | | | | August 1994 | | |
|---|----------------|---------|--------------------|---------|-----------------|-----------|-------------|--------------------|-----------------|
| | Quantity | | Value (1,000 dol.) | | Unit value (\$) | | Quantity | Value (1,000 dol.) | Unit value (\$) |
| | 1992/93 | 1993/94 | 1992/93 | 1993/94 | 1992/93 | 1993/94 | | | |
| Wool - unmfng. apparel grades(MT): | | | | | | | | | |
| World | 43,854 | 41,904 | 135,196 | 117,574 | 3,082.87 | 2,805.79 | 2,784 | 8,459 | 3,036.10 |
| Latin America | 3,771 | 3,732 | 7,952 | 7,834 | 2,108.69 | 2,099.09 | 188 | 494 | 2,628.65 |
| S America | 3,223 | 3,623 | 7,426 | 7,623 | 2,304.12 | 2,104.09 | 188 | 482 | 2,563.72 |
| Uruguay | 2,927 | 2,999 | 6,902 | 6,594 | 2,358.11 | 2,203.29 | 188 | 482 | 2,563.72 |
| W Europe | 189 | 798 | 1,335 | 2,082 | 7,064.03 | 2,609.18 | 160 | 380 | 2,375.45 |
| European Union | 188 | 798 | 1,304 | 2,081 | 6,937.31 | 2,607.31 | 160 | 380 | 2,375.45 |
| United Kingdom | 168 | 772 | 1,242 | 1,830 | 7,390.50 | 2,370.52 | 160 | 378 | 2,364.20 |
| Bulgaria | 272 | 54 | 2,578 | 53 | 9,479.04 | 988.94 | 0 | 0 | .00 |
| Asia | 268 | 0 | 2,509 | 0 | 9,360.43 | .00 | 0 | 0 | .00 |
| S Asia | 1,340 | 1,178 | 8,990 | 8,121 | 6,709.16 | 6,894.16 | 10 | 109 | 10,934.60 |
| Afghanistan | 31 | 269 | 319 | 2,549 | 10,282.81 | 9,475.56 | 0 | 0 | .00 |
| China | 28 | 269 | 315 | 2,549 | 11,248.86 | 9,475.56 | 0 | 0 | .00 |
| Other East Asia | 359 | 357 | 3,160 | 2,701 | 8,802.31 | 7,565.08 | 0 | 14 | .00 |
| Mongolia | 906 | 537 | 5,249 | 2,578 | 5,837.72 | 4,801.15 | 10 | 95 | 9,521.30 |
| Oceania | 899 | 523 | 2,182 | 2,182 | 5,588.44 | 4,171.52 | 9 | 22 | 2,447.33 |
| Australia | 36,879 | 35,393 | 111,729 | 97,930 | 3,029.62 | 2,766.93 | 2,329 | 7,260 | 3,117.29 |
| New Zealand | 36,075 | 34,252 | 109,498 | 94,579 | 3,035.29 | 2,764.19 | 2,146 | 6,724 | 3,133.29 |
| Africa | 804 | 1,141 | 2,231 | 3,251 | 2,775.38 | 2,849.19 | 183 | 536 | 2,929.63 |
| Sub-Sahara | 592 | 179 | 1,611 | 511 | 2,721.43 | 2,853.04 | 13 | 39 | 3,034.92 |
| Rep S Africa | 592 | 179 | 1,611 | 511 | 2,721.43 | 2,853.04 | 13 | 39 | 3,034.92 |
| Developed countries | 38,469 | 36,788 | 115,760 | 101,386 | 3,009.17 | 2,755.94 | 2,531 | 7,725 | 3,052.27 |
| Developing countries | 4,123 | 4,074 | 11,244 | 10,897 | 2,727.10 | 2,674.72 | 189 | 567 | 3,001.98 |
| Other countries | 1,262 | 1,042 | 8,193 | 5,291 | 6,491.82 | 5,077.89 | 64 | 160 | 2,497.34 |
| Sausage casings(MT): | | | | | | | | | |
| World | 13,602 | 13,429 | 54,271 | 56,700 | 3,989.80 | 4,222.21 | 1,358 | 6,089 | 4,483.65 |
| Canada | 142 | 169 | 1,049 | 1,187 | 7,388.44 | 7,082.29 | 25 | 109 | 4,351.44 |
| Latin America | 4,594 | 4,394 | 13,171 | 12,589 | 2,869.41 | 2,854.94 | 517 | 1,523 | 2,945.98 |
| Mexico | 3,991 | 3,902 | 11,476 | 11,240 | 2,875.67 | 2,880.53 | 471 | 1,376 | 2,920.71 |
| S America | 580 | 492 | 1,695 | 1,349 | 2,871.41 | 2,741.28 | 46 | 147 | 3,204.74 |
| Brazil | 369 | 294 | 1,248 | 805 | 3,381.58 | 2,738.91 | 26 | 67 | 2,562.85 |
| W Europe | 4,258 | 3,668 | 19,207 | 18,328 | 4,510.85 | 4,996.81 | 221 | 1,321 | 5,978.55 |
| European Union | 3,917 | 3,243 | 18,074 | 16,931 | 4,614.20 | 5,220.72 | 216 | 1,305 | 6,041.47 |
| Denmark | 1,483 | 1,407 | 8,379 | 8,390 | 5,650.06 | 5,952.86 | 77 | 423 | 5,493.02 |
| Netherlands | 464 | 363 | 1,651 | 1,656 | 3,558.82 | 4,561.61 | 19 | 284 | 14,953.10 |
| Germany | 1,570 | 1,248 | 6,407 | 5,749 | 4,080.76 | 4,606.64 | 82 | 408 | 4,979.74 |
| Portugal | 299 | 172 | 907 | 977 | 3,034.46 | 5,680.49 | 19 | 98 | 5,149.16 |
| Other W Europe | 341 | 425 | 1,133 | 1,398 | 3,323.67 | 3,288.25 | 5 | 16 | 3,260.40 |
| Sweden | 341 | 409 | 1,133 | 1,366 | 3,323.67 | 3,340.47 | 5 | 16 | 3,260.40 |
| Asia | 4,043 | 4,384 | 11,125 | 12,091 | 2,751.56 | 2,757.87 | 459 | 1,148 | 2,501.64 |
| S Asia | 38 | 26 | 623 | 634 | 16,387.66 | 24,391.08 | 2 | 39 | 19,658.00 |
| Pakistan | 38 | 26 | 623 | 634 | 16,387.66 | 24,391.08 | 2 | 39 | 19,658.00 |
| China | 3,537 | 4,235 | 9,270 | 10,805 | 2,620.81 | 2,551.66 | 442 | 1,056 | 2,388.20 |
| Other East Asia | 438 | 113 | 917 | 389 | 2,094.24 | 3,433.88 | 15 | 53 | 3,556.80 |
| Oceania | 545 | 780 | 9,571 | 12,183 | 17,561.49 | 15,619.18 | 134 | 1,960 | 14,623.32 |
| Australia | 99 | 137 | 1,631 | 1,915 | 16,477.02 | 13,980.72 | 13 | 284 | 21,832.08 |
| New Zealand | 446 | 643 | 7,940 | 10,268 | 17,802.21 | 15,968.28 | 121 | 1,676 | 13,848.83 |
| Developed countries | 4,951 | 4,624 | 29,889 | 31,854 | 6,036.99 | 6,888.77 | 380 | 3,390 | 8,919.92 |
| Developing countries | 5,101 | 4,567 | 15,100 | 14,029 | 2,960.17 | 3,071.80 | 536 | 1,644 | 3,066.49 |
| Other countries | 3,550 | 4,238 | 9,282 | 10,817 | 2,614.54 | 2,552.48 | 442 | 1,056 | 2,388.20 |
| Bull semen(NA): | | | | | | | | | |
| World | -- | -- | 4,189 | 3,768 | (1) | (1) | -- | 562 | (1) |
| Canada | -- | -- | 2,021 | 2,539 | (1) | (1) | -- | 324 | (1) |
| Latin America | -- | -- | 804 | 0 | (1) | (1) | -- | 0 | (1) |
| Central America | -- | -- | 186 | 0 | (1) | (1) | -- | 0 | (1) |
| El Salvador | -- | -- | 102 | 0 | (1) | (1) | -- | 0 | (1) |
| Costa Rica | -- | -- | 84 | 0 | (1) | (1) | -- | 0 | (1) |
| S America | -- | -- | 618 | 0 | (1) | (1) | -- | 0 | (1) |
| Brazil | -- | -- | 618 | 0 | (1) | (1) | -- | 0 | (1) |
| W Europe | -- | -- | 102 | 895 | (1) | (1) | -- | 218 | (1) |
| European Union | -- | -- | 102 | 878 | (1) | (1) | -- | 218 | (1) |
| United Kingdom | -- | -- | 77 | 308 | (1) | (1) | -- | 218 | (1) |
| Netherlands | -- | -- | 0 | 401 | (1) | (1) | -- | 0 | (1) |
| France | -- | -- | 0 | 154 | (1) | (1) | -- | 0 | (1) |
| Oceania | -- | -- | 1,261 | 312 | (1) | (1) | -- | 20 | (1) |
| Australia | -- | -- | 1,239 | 283 | (1) | (1) | -- | 0 | (1) |
| Developed countries | -- | -- | 3,385 | 3,760 | (1) | (1) | -- | 562 | (1) |
| Developing countries | -- | -- | 804 | 0 | (1) | (1) | -- | 0 | (1) |
| Misc animal prods(NA): | | | | | | | | | |
| World | -- | -- | 190,711 | 194,005 | (1) | (1) | -- | 20,134 | (1) |
| Canada | -- | -- | 18,805 | 14,184 | (1) | (1) | -- | 1,370 | (1) |
| Latin America | -- | -- | 35,528 | 42,373 | (1) | (1) | -- | 4,815 | (1) |
| Mexico | -- | -- | 3,488 | 2,953 | (1) | (1) | -- | 220 | (1) |
| Central America | -- | -- | 635 | 4,508 | (1) | (1) | -- | 463 | (1) |
| Costa Rica | -- | -- | 76 | 4,067 | (1) | (1) | -- | 420 | (1) |
| S America | -- | -- | 31,092 | 34,485 | (1) | (1) | -- | 4,123 | (1) |
| Colombia | -- | -- | 10,292 | 11,615 | (1) | (1) | -- | 1,156 | (1) |
| Brazil | -- | -- | 15,739 | 14,828 | (1) | (1) | -- | 1,873 | (1) |
| Uruguay | -- | -- | 622 | 2,181 | (1) | (1) | -- | 321 | (1) |
| Argentina | -- | -- | 2,025 | 2,657 | (1) | (1) | -- | 367 | (1) |
| W Europe | -- | -- | 73,212 | 67,604 | (1) | (1) | -- | 7,807 | (1) |
| European Union | -- | -- | 67,324 | 62,702 | (1) | (1) | -- | 6,977 | (1) |
| Denmark | -- | -- | 4,041 | 3,633 | (1) | (1) | -- | 343 | (1) |
| United Kingdom | -- | -- | 8,797 | 7,314 | (1) | (1) | -- | 715 | (1) |
| Netherlands | -- | -- | 7,771 | 5,401 | (1) | (1) | -- | 658 | (1) |

See footnotes at end of table.

Appendix table B-3--U.S. agricultural imports: Quantity, value, and unit value by commodity and country, October-August 1992/93 and 1993/94, and August 1994--continued

| Commodity and country | October-August | | | | | | August 1994 | | |
|--------------------------|----------------|-----------|--------------------|------------|-----------------|----------|-------------|--------------------|-----------------|
| | Quantity | | Value (1,000 dol.) | | Unit value (\$) | | Quantity | Value (1,000 dol.) | Unit value (\$) |
| | 1992/93 | 1993/94 | 1992/93 | 1993/94 | 1992/93 | 1993/94 | | | |
| Misc animal prods(NA): | | | | | | | | | |
| Belgium and Luxembourg | -- | -- | 2,110 | 2,932 | (1) | (1) | -- | 285 | (1) |
| France | -- | -- | 31,434 | 28,614 | (1) | (1) | -- | 3,742 | (1) |
| Germany | -- | -- | 12,318 | 14,005 | (1) | (1) | -- | 1,079 | (1) |
| Other W Europe | -- | -- | 5,887 | 4,901 | (1) | (1) | -- | 830 | (1) |
| Sweden | -- | -- | 5,542 | 3,831 | (1) | (1) | -- | 474 | (1) |
| Asia | -- | -- | 41,960 | 42,787 | (1) | (1) | -- | 4,362 | (1) |
| Japan | -- | -- | 13,851 | 14,243 | (1) | (1) | -- | 1,304 | (1) |
| China | -- | -- | 9,558 | 8,992 | (1) | (1) | -- | 826 | (1) |
| Southeast Asia | -- | -- | 14,684 | 15,584 | (1) | (1) | -- | 1,527 | (1) |
| Thailand | -- | -- | 14,090 | 15,480 | (1) | (1) | -- | 1,500 | (1) |
| Other East Asia | -- | -- | 3,393 | 3,145 | (1) | (1) | -- | 501 | (1) |
| Oceania | -- | -- | 18,532 | 25,723 | (1) | (1) | -- | 1,569 | (1) |
| Australia | -- | -- | 2,637 | 7,479 | (1) | (1) | -- | 547 | (1) |
| New Zealand | -- | -- | 15,895 | 18,244 | (1) | (1) | -- | 1,022 | (1) |
| Developed countries | -- | -- | 124,527 | 121,879 | (1) | (1) | -- | 12,056 | (1) |
| Developing countries | -- | -- | 56,531 | 62,725 | (1) | (1) | -- | 7,237 | (1) |
| Other countries | -- | -- | 9,653 | 9,401 | (1) | (1) | -- | 840 | (1) |
| Non-animal products(NA): | | | | | | | | | |
| World | -- | -- | 11,994,500 | 13,123,788 | (1) | (1) | -- | 1,089,577 | (1) |
| Canada | -- | -- | 1,916,714 | 2,769,629 | (1) | (1) | -- | 231,099 | (1) |
| Latin America | -- | -- | 4,094,964 | 4,246,704 | (1) | (1) | -- | 241,359 | (1) |
| Mexico | -- | -- | 1,801,825 | 1,854,214 | (1) | (1) | -- | 108,378 | (1) |
| Central America | -- | -- | 439,378 | 447,345 | (1) | (1) | -- | 28,119 | (1) |
| Guatemala | -- | -- | 174,356 | 168,179 | (1) | (1) | -- | 15,170 | (1) |
| Costa Rica | -- | -- | 142,326 | 156,469 | (1) | (1) | -- | 9,954 | (1) |
| Caribbean | -- | -- | 199,020 | 194,294 | (1) | (1) | -- | 13,640 | (1) |
| Dominican Republic | -- | -- | 153,596 | 150,001 | (1) | (1) | -- | 6,865 | (1) |
| S America | -- | -- | 1,654,740 | 1,750,852 | (1) | (1) | -- | 91,222 | (1) |
| Colombia | -- | -- | 287,356 | 308,918 | (1) | (1) | -- | 19,717 | (1) |
| Chile | -- | -- | 451,988 | 477,291 | (1) | (1) | -- | 16,342 | (1) |
| Brazil | -- | -- | 641,362 | 656,763 | (1) | (1) | -- | 29,233 | (1) |
| Argentina | -- | -- | 182,502 | 171,480 | (1) | (1) | -- | 14,683 | (1) |
| W Europe | -- | -- | 3,057,041 | 3,275,423 | (1) | (1) | -- | 322,581 | (1) |
| European Union | -- | -- | 2,929,327 | 3,121,460 | (1) | (1) | -- | 313,576 | (1) |
| United Kingdom | -- | -- | 127,037 | 133,107 | (1) | (1) | -- | 16,027 | (1) |
| Netherlands | -- | -- | 609,987 | 682,230 | (1) | (1) | -- | 86,968 | (1) |
| France | -- | -- | 540,017 | 544,973 | (1) | (1) | -- | 43,170 | (1) |
| Germany | -- | -- | 395,770 | 372,267 | (1) | (1) | -- | 36,450 | (1) |
| Spain, incl Canary Is | -- | -- | 320,828 | 360,593 | (1) | (1) | -- | 34,434 | (1) |
| Italy | -- | -- | 586,663 | 659,565 | (1) | (1) | -- | 67,970 | (1) |
| Greece | -- | -- | 132,190 | 138,717 | (1) | (1) | -- | 8,074 | (1) |
| Other W Europe | -- | -- | 127,713 | 153,963 | (1) | (1) | -- | 9,005 | (1) |
| E Europe | -- | -- | 173,912 | 118,356 | (1) | (1) | -- | 2,826 | (1) |
| Asia | -- | -- | 2,295,743 | 2,266,500 | (1) | (1) | -- | 216,838 | (1) |
| W Asia (Mideast) | -- | -- | 360,565 | 272,511 | (1) | (1) | -- | 13,207 | (1) |
| Turkey | -- | -- | 305,309 | 213,784 | (1) | (1) | -- | 5,897 | (1) |
| S Asia | -- | -- | 223,453 | 268,442 | (1) | (1) | -- | 28,535 | (1) |
| India | -- | -- | 199,516 | 249,842 | (1) | (1) | -- | 26,933 | (1) |
| Japan | -- | -- | 186,513 | 193,546 | (1) | (1) | -- | 16,510 | (1) |
| China | -- | -- | 220,866 | 241,104 | (1) | (1) | -- | 19,700 | (1) |
| Southeast Asia | -- | -- | 1,085,060 | 1,063,608 | (1) | (1) | -- | 116,280 | (1) |
| Thailand | -- | -- | 423,068 | 405,938 | (1) | (1) | -- | 38,811 | (1) |
| Malaysia | -- | -- | 117,243 | 148,184 | (1) | (1) | -- | 21,791 | (1) |
| Philippines | -- | -- | 429,282 | 379,265 | (1) | (1) | -- | 36,753 | (1) |
| Other East Asia | -- | -- | 219,186 | 227,288 | (1) | (1) | -- | 22,607 | (1) |
| Oceania | -- | -- | 216,366 | 223,723 | (1) | (1) | -- | 35,113 | (1) |
| Australia | -- | -- | 136,074 | 152,228 | (1) | (1) | -- | 31,593 | (1) |
| Africa | -- | -- | 237,825 | 216,710 | (1) | (1) | -- | 37,234 | (1) |
| Sub-Sahara | -- | -- | 205,071 | 189,112 | (1) | (1) | -- | 32,758 | (1) |
| Developed countries | -- | -- | 5,458,001 | 5,549,986 | (1) | (1) | -- | 616,130 | (1) |
| Developing countries | -- | -- | 6,313,698 | 6,323,535 | (1) | (1) | -- | 450,069 | (1) |
| Other countries | -- | -- | 222,801 | 250,266 | (1) | (1) | -- | 23,378 | (1) |
| Grains & feeds(MT): | | | | | | | | | |
| World | 4,345,884 | 9,342,833 | 1,464,169 | 2,132,625 | 336.91 | 228.26 | 643,010 | 187,839 | 292.13 |
| Canada | 3,358,431 | 7,625,631 | 722,188 | 1,212,842 | 215.04 | 159.05 | 532,064 | 98,138 | 184.45 |
| Latin America | 86,862 | 91,334 | 76,881 | 95,241 | 793.71 | 1,042.77 | 10,595 | 9,577 | 903.92 |
| Mexico | 48,519 | 58,580 | 53,961 | 71,187 | 1,112.16 | 1,215.20 | 5,901 | 7,183 | 1,217.30 |
| S America | 32,791 | 19,930 | 15,649 | 16,551 | 477.24 | 830.47 | 3,873 | 1,697 | 438.13 |
| W Europe | 475,400 | 1,173,489 | 348,889 | 468,212 | 733.89 | 398.99 | 52,637 | 45,326 | 861.11 |
| European Union | 235,917 | 367,361 | 309,779 | 384,750 | 1,313.08 | 1,047.33 | 29,393 | 42,412 | 1,445.88 |
| Denmark | 13,654 | 17,627 | 36,029 | 43,842 | 2,638.74 | 2,487.21 | 1,594 | 4,831 | 3,030.70 |
| United Kingdom | 26,341 | 42,742 | 27,744 | 32,296 | 1,053.26 | 755.60 | 3,276 | 4,772 | 1,456.60 |
| Netherlands | 30,283 | 42,309 | 30,656 | 46,265 | 1,012.32 | 1,093.51 | 4,156 | 3,852 | 926.96 |
| Belgium and Luxembourg | 6,881 | 6,895 | 20,734 | 25,333 | 3,013.27 | 3,674.10 | 658 | 2,957 | 4,494.10 |
| France | 17,130 | 19,937 | 21,947 | 25,060 | 1,281.18 | 1,256.97 | 1,705 | 2,707 | 1,587.87 |
| Germany | 24,457 | 68,648 | 64,780 | 66,875 | 2,648.72 | 974.18 | 6,909 | 6,909 | 2,531.72 |
| Italy | 110,690 | 160,090 | 97,111 | 132,340 | 877.32 | 826.66 | 14,628 | 15,328 | 1,047.85 |
| Other W Europe | 239,483 | 806,128 | 39,111 | 83,462 | 163.31 | 103.53 | 23,304 | 2,915 | 125.07 |
| Sweden | 2,440 | 374,931 | 5,482 | 37,637 | 2,246.57 | 100.38 | 292 | 401 | 1,373.09 |
| Finland | 233,832 | 428,954 | 23,795 | 37,083 | 101.76 | 86.57 | 22,844 | 2,040 | 89.29 |
| Asia | 321,149 | 328,780 | 269,939 | 298,887 | 840.73 | 909.08 | 30,769 | 29,558 | 960.63 |
| S Asia | 27,506 | 27,788 | 30,973 | 25,031 | 1,126.03 | 900.80 | 3,489 | 2,846 | 815.73 |
| India | 21,731 | 18,709 | 26,875 | 19,104 | 1,236.70 | 1,021.10 | 2,703 | 2,302 | 851.68 |
| Japan | 8,811 | 8,975 | 36,284 | 46,299 | 4,117.98 | 5,158.68 | 731 | 4,091 | 5,597.02 |
| Southeast Asia | 225,745 | 215,542 | 125,626 | 141,617 | 556.49 | 657.03 | 19,714 | 13,014 | 660.13 |

See footnotes at end of table.

Appendix table B-3--U.S. agricultural imports: Quantity, value, and unit value by commodity and country, October-August 1992/93 and 1993/94, and August 1994--continued

| Commodity and country | October-August | | | | | | August 1994 | | |
|-----------------------------------|----------------|-----------|--------------------|-----------|-----------------|----------|-------------|--------------------|-----------------|
| | Quantity | | Value (1,000 dol.) | | Unit value (\$) | | Quantity | Value (1,000 dol.) | Unit value (\$) |
| | 1992/93 | 1993/94 | 1992/93 | 1993/94 | 1992/93 | 1993/94 | | | |
| Grains & feeds(MT): | | | | | | | | | |
| Thailand | 216,195 | 202,047 | 110,923 | 124,664 | 513.07 | 617.00 | 18,131 | 11,164 | 615.72 |
| Other East Asia | 26,706 | 24,337 | 51,564 | 50,349 | 1,830.81 | 2,068.83 | 2,503 | 5,972 | 2,385.91 |
| Korea, Rep of | 9,972 | 10,834 | 19,306 | 21,811 | 1,936.03 | 2,013.21 | 1,062 | 1,954 | 1,840.14 |
| Taiwan | 9,100 | 8,492 | 19,729 | 18,500 | 2,168.01 | 2,178.55 | 779 | 1,916 | 2,459.60 |
| Oceania | 26,962 | 30,174 | 29,845 | 38,935 | 1,106.94 | 1,290.36 | 2,753 | 3,858 | 1,401.43 |
| Australia | 24,522 | 26,523 | 25,742 | 34,716 | 1,049.76 | 1,308.92 | 2,283 | 3,293 | 1,442.51 |
| Developed countries | 3,871,823 | 8,840,953 | 1,141,905 | 1,770,641 | 294.93 | 200.28 | 588,322 | 151,605 | 257.69 |
| Developing countries | 463,651 | 476,842 | 310,984 | 343,071 | 670.73 | 719.46 | 53,229 | 34,102 | 640.67 |
| Wheat, ex seed(MT): | | | | | | | | | |
| World | 1,261,205 | 2,649,123 | 146,305 | 294,608 | 116.00 | 111.21 | 154,198 | 17,150 | 111.22 |
| Canada | 1,260,300 | 2,636,973 | 146,044 | 293,186 | 115.88 | 111.18 | 154,198 | 17,150 | 111.22 |
| Developed countries | 1,261,164 | 2,648,623 | 146,279 | 294,519 | 115.99 | 111.20 | 154,198 | 17,150 | 111.22 |
| Corn, unmilled(MT): | | | | | | | | | |
| World | 150,297 | 477,105 | 13,354 | 51,625 | 88.85 | 108.20 | 9,518 | 1,089 | 114.43 |
| Canada | 144,048 | 473,578 | 12,370 | 50,681 | 85.88 | 107.02 | 9,365 | 1,015 | 108.40 |
| Latin America | 5,872 | 1,455 | 874 | 603 | 148.91 | 414.19 | 77 | 44 | 571.71 |
| Mexico | 1,196 | 1,355 | 334 | 529 | 279.50 | 390.17 | 18 | 15 | 807.28 |
| S America | 4,644 | 94 | 529 | 65 | 113.88 | 690.86 | 59 | 29 | 499.85 |
| Argentina | 4,025 | 12 | 408 | 9 | 101.25 | 726.58 | 0 | 0 | .00 |
| Developed countries | 144,048 | 474,150 | 12,381 | 50,741 | 85.95 | 107.01 | 8,365 | 1,015 | 108.40 |
| Developing countries | 6,247 | 2,955 | 969 | 885 | 155.18 | 299.44 | 153 | 74 | 483.30 |
| Oats, unmilled(MT): | | | | | | | | | |
| World | 933,197 | 1,740,945 | 91,821 | 151,249 | 98.39 | 86.88 | 97,965 | 8,148 | 83.17 |
| Canada | 684,093 | 1,019,438 | 66,568 | 89,171 | 97.31 | 87.47 | 75,823 | 6,290 | 82.96 |
| W Europe | 227,333 | 721,506 | 22,767 | 62,075 | 100.15 | 86.03 | 22,141 | 1,855 | 83.79 |
| Other W Europe | 227,333 | 721,397 | 22,767 | 62,049 | 100.15 | 86.01 | 22,141 | 1,855 | 83.79 |
| Sweden | 0 | 328,647 | 0 | 28,912 | .00 | 87.97 | 0 | 0 | .00 |
| Finland | 227,333 | 392,750 | 22,767 | 33,137 | 100.15 | 84.37 | 22,141 | 1,855 | 83.79 |
| E Europe | 21,685 | 0 | 2,461 | 0 | 113.47 | .00 | 0 | 0 | .00 |
| Poland | 21,685 | 0 | 2,461 | 0 | 113.47 | .00 | 0 | 0 | .00 |
| Developed countries | 911,426 | 1,740,944 | 89,335 | 151,246 | 98.02 | 86.88 | 97,964 | 8,145 | 83.14 |
| Developing countries | 21,771 | 1 | 2,485 | 2 | 114.16 | 2,400.00 | 1 | 2 | 2,400.00 |
| Barley, unmilled(MT): | | | | | | | | | |
| World | 162,242 | 1,968,342 | 15,357 | 177,665 | 94.66 | 90.26 | 134,500 | 12,238 | 90.99 |
| Canada | 161,604 | 1,953,214 | 15,169 | 176,562 | 93.86 | 90.39 | 134,498 | 12,235 | 90.97 |
| Developed countries | 161,793 | 1,968,275 | 15,203 | 177,587 | 93.97 | 90.22 | 134,498 | 12,235 | 90.97 |
| Rice(MT): | | | | | | | | | |
| World | 182,222 | 203,659 | 99,921 | 108,829 | 548.34 | 534.37 | 17,923 | 9,947 | 555.01 |
| Canada | 1,222 | 577 | 1,021 | 437 | 835.21 | 756.54 | 58 | 7 | 123.27 |
| W Europe | 2,161 | 4,086 | 3,248 | 4,480 | 1,502.81 | 1,096.31 | 155 | 233 | 1,500.21 |
| European Union | 2,161 | 4,086 | 3,248 | 4,480 | 1,502.81 | 1,096.31 | 155 | 233 | 1,500.21 |
| United Kingdom | 888 | 1,136 | 1,266 | 1,517 | 1,426.15 | 1,335.22 | 81 | 117 | 1,447.54 |
| Italy | 1,136 | 2,393 | 1,906 | 2,713 | 1,677.61 | 1,133.52 | 70 | 108 | 1,545.07 |
| Asia | 177,861 | 198,262 | 94,917 | 103,367 | 533.65 | 521.36 | 17,709 | 9,706 | 548.10 |
| S Asia | 21,856 | 20,958 | 27,028 | 20,726 | 1,236.65 | 988.92 | 2,213 | 2,107 | 952.31 |
| India | 18,153 | 15,856 | 24,271 | 16,929 | 1,337.00 | 1,067.67 | 1,739 | 1,767 | 1,015.99 |
| Pakistan | 3,662 | 5,080 | 2,718 | 3,775 | 742.09 | 743.11 | 474 | 341 | 718.68 |
| China | 0 | 7,397 | 0 | 2,174 | .00 | 293.95 | 0 | 0 | .00 |
| Southeast Asia | 155,791 | 169,763 | 67,684 | 80,314 | 434.45 | 473.09 | 15,477 | 7,588 | 490.28 |
| Thailand | 155,666 | 166,605 | 67,593 | 79,330 | 434.22 | 476.16 | 15,477 | 7,588 | 490.28 |
| Developed countries | 3,393 | 4,705 | 4,298 | 4,942 | 1,266.73 | 1,050.35 | 213 | 241 | 1,133.49 |
| Developing countries | 178,829 | 188,525 | 95,623 | 100,803 | 534.71 | 534.69 | 17,710 | 9,706 | 548.05 |
| Other countries | 0 | 10,429 | 0 | 3,085 | .00 | 295.78 | 0 | 0 | .00 |
| Biscuits & wafers(MT): | | | | | | | | | |
| World | 158,326 | 188,119 | 377,415 | 430,800 | 2,383.78 | 2,280.04 | 19,735 | 48,093 | 2,436.84 |
| Canada | 85,937 | 101,999 | 168,954 | 196,491 | 1,966.03 | 1,926.40 | 10,914 | 21,046 | 1,928.32 |
| Latin America | 15,944 | 24,861 | 23,821 | 33,660 | 1,494.05 | 1,353.81 | 2,326 | 3,080 | 1,324.01 |
| Mexico | 11,567 | 20,088 | 17,580 | 26,624 | 1,519.82 | 1,325.35 | 1,878 | 2,428 | 1,292.79 |
| W Europe | 40,415 | 43,905 | 134,074 | 145,502 | 3,317.43 | 3,314.01 | 4,613 | 17,066 | 3,699.64 |
| European Union | 36,985 | 40,840 | 122,658 | 135,945 | 3,316.42 | 3,328.73 | 4,410 | 16,527 | 3,747.58 |
| Denmark | 12,190 | 14,459 | 35,550 | 40,957 | 2,916.34 | 2,832.66 | 1,487 | 4,511 | 3,033.93 |
| United Kingdom | 5,170 | 5,015 | 17,858 | 18,605 | 3,454.18 | 3,709.93 | 905 | 3,781 | 4,177.38 |
| Netherlands | 3,300 | 3,350 | 7,360 | 7,427 | 2,230.37 | 2,217.09 | 219 | 472 | 2,153.26 |
| Belgium and Luxembourg | 2,992 | 3,901 | 17,319 | 21,467 | 5,788.55 | 5,502.98 | 409 | 2,579 | 6,304.55 |
| France | 2,720 | 3,060 | 10,133 | 11,765 | 3,725.37 | 3,844.86 | 356 | 1,532 | 4,302.29 |
| Germany | 4,862 | 4,405 | 15,456 | 14,973 | 3,178.98 | 3,399.13 | 424 | 1,794 | 4,230.15 |
| Italy | 3,484 | 4,336 | 13,204 | 15,354 | 3,789.81 | 3,541.11 | 435 | 1,470 | 3,379.53 |
| Other W Europe | 3,430 | 3,065 | 11,416 | 9,556 | 3,328.32 | 3,117.89 | 203 | 540 | 2,658.22 |
| Sweden | 1,302 | 1,028 | 3,989 | 2,988 | 3,064.12 | 2,906.57 | 60 | 138 | 2,301.70 |
| Asia | 14,711 | 15,699 | 46,923 | 50,456 | 3,189.63 | 3,213.94 | 1,679 | 6,255 | 3,725.31 |
| W Asia (Mideast) | 1,915 | 1,974 | 4,023 | 3,956 | 2,100.53 | 2,003.81 | 90 | 146 | 1,623.25 |
| Japan | 2,374 | 2,262 | 15,221 | 15,555 | 6,411.43 | 6,876.69 | 212 | 1,328 | 6,263.91 |
| Southeast Asia | 4,949 | 5,647 | 10,550 | 12,212 | 2,131.82 | 2,162.63 | 605 | 1,295 | 2,140.68 |
| Other East Asia | 4,629 | 4,430 | 15,398 | 15,754 | 3,326.43 | 3,556.14 | 578 | 2,823 | 4,901.18 |
| Hong Kong | 1,378 | 1,118 | 5,537 | 5,215 | 4,018.06 | 4,664.67 | 207 | 1,595 | 7,705.26 |
| Taiwan | 2,321 | 2,314 | 7,074 | 7,288 | 3,047.70 | 3,149.56 | 281 | 936 | 3,331.82 |
| Developed countries | 131,001 | 150,643 | 323,592 | 363,453 | 2,470.14 | 2,412.68 | 15,951 | 40,067 | 2,511.88 |
| Developing countries | 26,665 | 36,455 | 52,353 | 64,875 | 1,963.35 | 1,779.60 | 3,599 | 7,386 | 2,052.21 |
| Pasta & noodles(MT): | | | | | | | | | |
| World | 166,442 | 212,514 | 157,997 | 194,696 | 949.26 | 916.16 | 22,640 | 21,019 | 928.40 |
| Canada | 11,874 | 14,538 | 11,195 | 14,125 | 942.78 | 971.63 | 1,092 | 1,112 | 1,017.86 |
| Latin America | 6,887 | 11,933 | 5,658 | 9,251 | 821.60 | 775.21 | 1,842 | 1,355 | 735.38 |
| Mexico | 5,735 | 6,590 | 4,753 | 5,616 | 828.79 | 852.24 | 905 | 749 | 827.92 |
| S America | 1,090 | 5,240 | 817 | 3,431 | 749.50 | 654.80 | 927 | 576 | 621.59 |
| Chile | 452 | 4,008 | 282 | 2,356 | 624.21 | 587.74 | 773 | 451 | 583.70 |

See footnotes at end of table.

Appendix table B-3---U.S. agricultural imports: Quantity, value, and unit value by commodity and country, October-August 1992/93 and 1993/94, and August 1994--continued

| Commodity and country | October-August | | | | | | August 1994 | | |
|---|----------------|-----------|--------------------|-----------|-----------------|-----------|-------------|--------------------|-----------------|
| | Quantity | | Value (1,000 dol.) | | Unit value (\$) | | Quantity | Value (1,000 dol.) | Unit value (\$) |
| | 1992/93 | 1993/94 | 1992/93 | 1993/94 | 1992/93 | 1993/94 | | | |
| Pasta & noodles(MT): | | | | | | | | | |
| W Europe | 92,019 | 124,827 | 76,919 | 107,512 | 835.90 | 861.28 | 13,808 | 12,807 | 927.50 |
| European Union | 91,914 | 124,674 | 76,524 | 107,059 | 832.56 | 858.71 | 13,807 | 12,803 | 927.26 |
| Italy | 89,986 | 122,350 | 74,198 | 104,354 | 824.55 | 852.91 | 13,676 | 12,584 | 920.13 |
| Asia | 55,521 | 61,092 | 64,007 | 63,669 | 1,152.84 | 1,042.19 | 5,898 | 5,746 | 974.23 |
| W Asia (Mideast) | 19,507 | 26,569 | 9,045 | 12,615 | 463.67 | 474.79 | 2,763 | 1,308 | 473.45 |
| Turkey | 19,405 | 26,563 | 8,951 | 12,602 | 461.30 | 474.43 | 2,759 | 1,307 | 473.68 |
| Japan | 3,683 | 2,959 | 12,604 | 10,882 | 3,422.31 | 3,677.70 | 207 | 811 | 3,916.76 |
| China | 7,775 | 8,815 | 7,598 | 7,007 | 977.29 | 794.99 | 769 | 624 | 811.63 |
| Southeast Asia | 8,956 | 10,462 | 10,446 | 12,665 | 1,166.33 | 1,210.61 | 1,026 | 1,346 | 1,311.87 |
| Thailand | 5,082 | 7,044 | 6,170 | 8,781 | 1,214.18 | 1,246.64 | 704 | 953 | 1,353.23 |
| Other East Asia | 15,535 | 12,205 | 24,249 | 20,430 | 1,560.96 | 1,673.93 | 1,133 | 1,657 | 1,462.46 |
| Korea, Rep of | 5,670 | 5,634 | 10,479 | 10,132 | 1,848.07 | 1,798.35 | 542 | 820 | 1,512.29 |
| Hong Kong | 5,332 | 2,847 | 5,742 | 3,619 | 1,076.80 | 1,271.09 | 314 | 378 | 1,203.06 |
| Taiwan | 4,533 | 3,724 | 8,029 | 6,680 | 1,771.32 | 1,793.68 | 277 | 460 | 1,659.01 |
| Developed countries | 107,670 | 142,380 | 100,803 | 132,572 | 936.22 | 931.11 | 15,107 | 14,729 | 974.99 |
| Developing countries | 50,997 | 61,319 | 49,596 | 55,117 | 972.52 | 898.85 | 6,764 | 5,666 | 837.62 |
| Other countries | 7,775 | 8,815 | 7,598 | 7,007 | 977.29 | 794.93 | 769 | 624 | 811.63 |
| Other grains & preps(NA): | | | | | | | | | |
| World | -- | -- | 309,971 | 411,946 | (1) | (1) | -- | 38,703 | (1) |
| Canada | -- | -- | 149,520 | 196,253 | (1) | (1) | -- | 19,887 | (1) |
| Latin America | -- | -- | 41,068 | 49,416 | (1) | (1) | -- | 4,997 | (1) |
| Mexico | -- | -- | 30,714 | 36,078 | (1) | (1) | -- | 3,954 | (1) |
| S America | -- | -- | 7,165 | 8,603 | (1) | (1) | -- | 730 | (1) |
| Colombia | -- | -- | 4,688 | 5,598 | (1) | (1) | -- | 591 | (1) |
| W Europe | -- | -- | 62,118 | 87,618 | (1) | (1) | -- | 7,328 | (1) |
| European Union | -- | -- | 58,627 | 79,624 | (1) | (1) | -- | 6,919 | (1) |
| United Kingdom | -- | -- | 6,450 | 9,152 | (1) | (1) | -- | 732 | (1) |
| Netherlands | -- | -- | 21,244 | 31,295 | (1) | (1) | -- | 2,848 | (1) |
| France | -- | -- | 9,777 | 10,748 | (1) | (1) | -- | 1,119 | (1) |
| Germany | -- | -- | 12,545 | 18,586 | (1) | (1) | -- | 1,395 | (1) |
| Italy | -- | -- | 4,900 | 5,419 | (1) | (1) | -- | 648 | (1) |
| Other W Europe | -- | -- | 3,491 | 7,994 | (1) | (1) | -- | 409 | (1) |
| Sweden | -- | -- | 878 | 5,046 | (1) | (1) | -- | 230 | (1) |
| Asia | -- | -- | 30,140 | 42,000 | (1) | (1) | -- | 3,364 | (1) |
| Japan | -- | -- | 5,870 | 7,772 | (1) | (1) | -- | 669 | (1) |
| Southeast Asia | -- | -- | 11,605 | 16,762 | (1) | (1) | -- | 994 | (1) |
| Thailand | -- | -- | 9,741 | 14,477 | (1) | (1) | -- | 756 | (1) |
| Other East Asia | -- | -- | 10,191 | 12,963 | (1) | (1) | -- | 1,274 | (1) |
| Korea, Rep of | -- | -- | 5,846 | 8,342 | (1) | (1) | -- | 831 | (1) |
| Taiwan | -- | -- | 3,437 | 3,494 | (1) | (1) | -- | 323 | (1) |
| Oceania | -- | -- | 25,019 | 33,942 | (1) | (1) | -- | 3,069 | (1) |
| Australia | -- | -- | 24,937 | 33,490 | (1) | (1) | -- | 2,964 | (1) |
| Developed countries | -- | -- | 243,668 | 326,375 | (1) | (1) | -- | 31,023 | (1) |
| Developing countries | -- | -- | 65,557 | 82,653 | (1) | (1) | -- | 7,378 | (1) |
| Feeds & fodders, ex oilcake(MT): | | | | | | | | | |
| World | 842,026 | 1,137,041 | 252,029 | 311,207 | 299.31 | 273.70 | 108,778 | 31,451 | 289.13 |
| Canada | 686,189 | 910,550 | 151,347 | 195,936 | 220.56 | 215.18 | 88,672 | 19,397 | 218.75 |
| Latin America | 33,882 | 10,471 | 4,660 | 1,749 | 137.53 | 167.05 | 657 | 98 | 149.68 |
| S America | 19,944 | 1,005 | 3,068 | 583 | 153.81 | 579.90 | 38 | 21 | 557.76 |
| W Europe | 25,594 | 96,628 | 48,492 | 58,686 | 1,933.73 | 607.33 | 1,808 | 6,037 | 3,339.13 |
| European Union | 24,917 | 85,217 | 48,451 | 56,251 | 1,944.51 | 660.09 | 1,745 | 5,931 | 3,398.58 |
| Ireland | 1,729 | 4,197 | 2,885 | 5,133 | 1,668.36 | 1,223.02 | 270 | 570 | 2,109.69 |
| Netherlands | 1,317 | 4,051 | 2,040 | 7,514 | 1,549.11 | 1,854.92 | 466 | 533 | 1,144.56 |
| Germany | 4,385 | 42,468 | 36,253 | 32,671 | 8,267.39 | 769.30 | 666 | 3,773 | 5,665.73 |
| Italy | 13,725 | 28,182 | 2,898 | 4,480 | 211.16 | 159.31 | 132 | 517 | 3,915.73 |
| E Europe | 5,756 | 3,546 | 6,961 | 7,109 | 1,853.26 | 2,004.76 | 75 | 215 | 2,860.08 |
| Former Czechoslovakia | 3,098 | 2,268 | 4,536 | 2,552 | 1,464.27 | 1,125.18 | 0 | 0 | .00 |
| Former Yugoslavia | 469 | 731 | 1,968 | 3,235 | 4,197.14 | 4,425.30 | 40 | 162 | 4,062.35 |
| Asia | 51,803 | 26,716 | 33,775 | 38,918 | 651.98 | 1,456.72 | 3,396 | 4,454 | 1,311.47 |
| S Asia | 4,837 | 5,801 | 3,073 | 3,005 | 635.36 | 517.97 | 1,221 | 648 | 530.50 |
| Japan | 483 | 1,080 | 2,558 | 12,059 | 5,296.69 | 11,166.15 | 104 | 1,282 | 12,330.30 |
| China | 996 | 1,706 | 1,422 | 3,398 | 1,427.33 | 1,991.81 | 282 | 563 | 1,898.09 |
| Southeast Asia | 44,788 | 17,365 | 25,204 | 19,388 | 562.75 | 1,116.51 | 1,739 | 1,760 | 1,012.26 |
| Thailand | 43,815 | 15,561 | 24,613 | 18,467 | 561.76 | 1,186.73 | 966 | 1,393 | 1,442.40 |
| Oceania | 2,085 | 2,400 | 2,949 | 2,520 | 1,414.39 | 1,050.12 | 188 | 280 | 1,491.74 |
| Africa | 38,717 | 86,730 | 2,846 | 6,290 | 73.50 | 72.52 | 13,982 | 971 | 69.42 |
| Sub-Saharan | 38,717 | 86,730 | 2,824 | 6,290 | 72.93 | 72.52 | 13,982 | 971 | 69.42 |
| Nigeria | 7,000 | 48,360 | 456 | 3,905 | 65.15 | 80.75 | 4,600 | 379 | 82.46 |
| Developed countries | 714,351 | 1,010,659 | 206,346 | 269,206 | 288.86 | 266.37 | 90,772 | 26,999 | 297.44 |
| Developing countries | 126,679 | 124,676 | 44,261 | 38,603 | 349.39 | 309.63 | 17,724 | 3,889 | 219.40 |
| Other countries | 996 | 1,706 | 1,422 | 3,398 | 1,427.33 | 1,991.81 | 282 | 563 | 1,898.09 |
| Fruits & preps(MT): | | | | | | | | | |
| World | 2,075,311 | 2,128,871 | 1,338,634 | 1,392,495 | 645.03 | 654.10 | 126,754 | 88,833 | 700.83 |
| Canada | 87,996 | 76,154 | 66,671 | 82,096 | 757.65 | 1,078.02 | 11,250 | 13,070 | 1,161.80 |
| Latin America | 1,428,155 | 1,472,635 | 790,883 | 833,140 | 553.78 | 565.75 | 56,879 | 31,114 | 547.02 |
| Mexico | 554,487 | 563,728 | 307,127 | 343,927 | 553.89 | 610.09 | 36,877 | 21,656 | 587.26 |
| Central America | 308,378 | 357,000 | 119,520 | 125,605 | 386.82 | 351.83 | 10,173 | 4,086 | 401.83 |
| Guatemala | 48,575 | 55,927 | 16,151 | 20,833 | 332.50 | 372.50 | 137 | 129 | 940.94 |
| Honduras | 93,752 | 107,947 | 25,873 | 27,995 | 275.97 | 250.08 | 1,480 | 420 | 283.59 |
| Costa Rica | 130,640 | 157,672 | 65,619 | 68,362 | 502.29 | 420.89 | 8,291 | 3,398 | 409.79 |
| Caribbean | 62,487 | 61,868 | 22,381 | 19,127 | 358.27 | 309.16 | 4,369 | 1,247 | 285.50 |
| S America | 502,193 | 490,039 | 341,845 | 344,480 | 680.70 | 702.97 | 5,460 | 4,124 | 755.36 |
| Chile | 459,057 | 440,994 | 304,818 | 304,943 | 664.01 | 691.49 | 4,220 | 2,713 | 642.80 |
| Argentina | 18,163 | 18,704 | 14,751 | 13,909 | 812.16 | 743.64 | 231 | 496 | 2,145.96 |
| W Europe | 67,875 | 71,397 | 73,419 | 75,845 | 1,081.68 | 1,062.30 | 4,587 | 4,836 | 1,054.20 |

See footnotes at end of table.

Appendix table B-3--U.S. agricultural imports: Quantity, value, and unit value by commodity and country, October-August 1982/83 and 1993/94, and August 1994--continued

| Commodity and country | October-August | | | | | | August 1994 | | |
|--|----------------|-----------|--------------------|-----------|-----------------|----------|-------------|--------------------|-----------------|
| | Quantity | | Value (1,000 dol.) | | Unit value (\$) | | Quantity | Value (1,000 dol.) | Unit value (\$) |
| | 1992/93 | 1993/94 | 1992/93 | 1993/94 | 1992/93 | 1993/94 | | | |
| Fruits & preps(MT): | | | | | | | | | |
| European Union | 66,483 | 69,742 | 69,310 | 71,246 | 1,042.53 | 1,021.56 | 4,461 | 4,524 | 1,014.11 |
| Spain, incl Canary Is | 36,294 | 41,691 | 34,475 | 38,200 | 949.88 | 916.27 | 2,304 | 1,873 | 812.73 |
| Greece | 20,773 | 16,651 | 16,015 | 11,978 | 770.97 | 719.36 | 1,320 | 866 | 656.09 |
| Asia | 422,313 | 413,892 | 335,335 | 307,240 | 794.04 | 742.32 | 42,169 | 27,234 | 645.82 |
| W Asia (Mideast) | 24,925 | 26,682 | 40,194 | 41,245 | 1,612.58 | 1,545.82 | 1,769 | 2,341 | 1,323.17 |
| Turkey | 15,172 | 16,182 | 28,432 | 28,276 | 1,873.96 | 1,747.38 | 1,259 | 1,638 | 1,301.38 |
| Japan | 16,389 | 10,422 | 14,014 | 13,445 | 855.10 | 1,290.10 | 48 | 707 | 14,733.69 |
| China | 20,075 | 21,551 | 19,238 | 18,520 | 958.30 | 859.34 | 2,011 | 1,561 | 776.22 |
| Southeast Asia | 347,968 | 342,669 | 244,376 | 214,952 | 702.29 | 627.29 | 37,010 | 20,995 | 567.29 |
| Thailand | 195,222 | 183,904 | 139,072 | 116,326 | 712.38 | 632.54 | 18,102 | 11,024 | 608.97 |
| Philippines | 128,321 | 130,236 | 91,068 | 83,959 | 709.69 | 544.67 | 15,051 | 7,810 | 518.90 |
| Oceania | 41,639 | 49,011 | 49,199 | 56,683 | 1,181.56 | 1,156.53 | 8,870 | 9,948 | 1,121.49 |
| Australia | 4,870 | 12,813 | 7,757 | 15,099 | 1,592.89 | 1,178.43 | 7,099 | 8,181 | 1,152.45 |
| New Zealand | 36,582 | 36,179 | 41,302 | 41,542 | 1,129.03 | 1,148.24 | 1,771 | 1,764 | 995.98 |
| Africa | 18,983 | 40,311 | 15,295 | 32,108 | 805.70 | 796.51 | 2,572 | 2,095 | 814.51 |
| Sub-Saharan | 14,295 | 34,465 | 11,108 | 27,139 | 777.08 | 787.44 | 2,445 | 2,005 | 819.89 |
| Rep S Africa | 14,067 | 33,875 | 10,848 | 26,863 | 771.18 | 783.01 | 2,430 | 2,000 | 819.79 |
| Developed countries | 237,261 | 251,113 | 225,412 | 267,595 | 950.06 | 1,065.63 | 27,697 | 31,251 | 1,128.33 |
| Developing countries | 1,817,912 | 1,856,164 | 1,093,945 | 1,106,343 | 601.76 | 596.04 | 97,045 | 56,018 | 577.24 |
| Other countries | 20,138 | 21,594 | 19,278 | 18,556 | 957.28 | 859.33 | 2,012 | 1,564 | 777.20 |
| Fruits - fr or froz(MT): | | | | | | | | | |
| World | 1,538,941 | 1,569,696 | 873,192 | 923,088 | 567.40 | 589.07 | 72,319 | 46,913 | 648.70 |
| Canada | 82,100 | 63,489 | 55,001 | 59,088 | 669.92 | 930.67 | 9,730 | 10,327 | 1,061.40 |
| Latin America | 1,376,445 | 1,409,052 | 730,136 | 755,299 | 530.45 | 536.03 | 51,381 | 24,250 | 471.96 |
| Mexico | 523,335 | 527,871 | 268,821 | 297,022 | 513.67 | 562.68 | 34,043 | 17,671 | 519.06 |
| Central America | 306,199 | 351,955 | 116,106 | 120,172 | 379.18 | 341.44 | 9,530 | 3,323 | 348.74 |
| Guatemala | 48,268 | 55,151 | 15,829 | 20,064 | 327.93 | 363.81 | 44 | 26 | 602.20 |
| Honduras | 93,333 | 107,182 | 25,651 | 26,618 | 274.83 | 248.34 | 1,434 | 397 | 277.08 |
| Costa Rica | 128,610 | 154,214 | 62,827 | 62,222 | 488.51 | 403.48 | 7,795 | 2,805 | 359.90 |
| Caribbean | 57,324 | 55,655 | 18,813 | 15,061 | 328.18 | 270.60 | 3,823 | 928 | 242.87 |
| Dominican Republic | 31,004 | 29,694 | 9,109 | 8,463 | 293.79 | 285.01 | 2,245 | 603 | 268.82 |
| S America | 489,587 | 473,571 | 326,397 | 323,044 | 666.68 | 682.14 | 3,985 | 2,327 | 584.03 |
| Chile | 454,383 | 433,166 | 299,149 | 294,301 | 658.36 | 679.42 | 3,696 | 2,131 | 576.70 |
| Argentina | 15,615 | 15,394 | 9,922 | 8,407 | 635.38 | 546.12 | 0 | 0 | .00 |
| W Europe | 12,622 | 11,759 | 10,553 | 13,770 | 836.05 | 1,171.04 | 38 | 20 | 530.89 |
| European Union | 12,534 | 11,699 | 10,342 | 13,591 | 825.11 | 1,161.73 | 38 | 20 | 530.89 |
| Spain, incl Canary Is | 11,518 | 9,945 | 9,176 | 11,841 | 796.65 | 1,190.64 | 38 | 20 | 530.89 |
| Asia | 9,979 | 9,868 | 16,157 | 16,598 | 1,619.10 | 1,681.96 | 576 | 1,005 | 1,745.51 |
| Oceania | 40,757 | 46,290 | 46,756 | 52,916 | 1,147.19 | 1,143.14 | 8,630 | 9,638 | 1,105.16 |
| Australia | 4,238 | 10,199 | 5,572 | 11,489 | 1,314.79 | 1,126.50 | 6,859 | 7,774 | 1,133.36 |
| New Zealand | 36,515 | 36,091 | 41,177 | 41,427 | 1,127.68 | 1,147.85 | 1,771 | 1,764 | 995.98 |
| Africa | 15,676 | 28,457 | 12,948 | 24,131 | 826.00 | 847.98 | 1,803 | 1,496 | 829.90 |
| Sub-Saharan | 11,235 | 24,692 | 9,011 | 20,893 | 802.05 | 846.16 | 1,803 | 1,496 | 829.90 |
| Rep S Africa | 11,142 | 24,168 | 8,950 | 20,678 | 803.24 | 855.60 | 1,801 | 1,495 | 830.07 |
| Developed countries | 150,641 | 148,772 | 126,779 | 151,030 | 841.59 | 1,015.18 | 20,236 | 21,457 | 1,060.35 |
| Developing countries | 1,388,212 | 1,420,764 | 746,260 | 771,859 | 537.57 | 543.27 | 52,083 | 25,456 | 488.76 |
| Apples, fresh(MT): | | | | | | | | | |
| World | 115,343 | 102,311 | 68,897 | 74,739 | 597.32 | 730.50 | 3,424 | 3,036 | 886.55 |
| Canada | 44,756 | 23,612 | 15,424 | 11,723 | 344.63 | 496.48 | 898 | 601 | 668.90 |
| Latin America | 30,539 | 27,360 | 12,971 | 10,728 | 424.73 | 392.12 | 4 | 4 | 994.00 |
| S America | 30,520 | 27,356 | 12,955 | 10,724 | 424.48 | 392.03 | 0 | 0 | .00 |
| Chile | 25,102 | 20,454 | 9,344 | 7,174 | 372.24 | 350.75 | 0 | 0 | .00 |
| Brazil | 4,470 | 5,663 | 2,944 | 2,944 | 656.67 | 519.92 | 0 | 0 | .00 |
| Oceania | 30,514 | 30,569 | 32,886 | 34,660 | 1,077.72 | 1,133.83 | 738 | 946 | 1,282.41 |
| New Zealand | 30,400 | 30,569 | 32,775 | 34,660 | 1,078.12 | 1,133.83 | 738 | 946 | 1,282.41 |
| Africa | 9,534 | 20,770 | 7,616 | 17,627 | 798.83 | 848.67 | 1,784 | 1,484 | 832.11 |
| Sub-Saharan | 9,534 | 20,770 | 7,616 | 17,627 | 798.83 | 848.67 | 1,784 | 1,484 | 832.11 |
| Rep S Africa | 9,534 | 20,770 | 7,616 | 17,627 | 798.83 | 848.67 | 1,784 | 1,484 | 832.11 |
| Developed countries | 84,804 | 74,951 | 55,926 | 64,010 | 659.47 | 854.03 | 3,420 | 3,032 | 886.42 |
| Developing countries | 30,539 | 27,360 | 12,971 | 10,728 | 424.73 | 392.12 | 4 | 4 | 994.00 |
| Avocados(MT): | | | | | | | | | |
| World | 17,584 | 8,320 | 12,520 | 5,688 | 712.02 | 683.60 | 650 | 568 | 873.95 |
| Latin America | 17,584 | 8,318 | 12,520 | 5,680 | 712.02 | 682.83 | 650 | 568 | 873.95 |
| Mexico | 550 | 669 | 968 | 1,049 | 1,760.32 | 1,567.34 | 63 | 74 | 1,174.17 |
| Caribbean | 5,767 | 5,207 | 2,442 | 2,252 | 423.50 | 432.43 | 300 | 105 | 348.76 |
| Bahamas | 191 | 399 | 88 | 124 | 510.59 | 311.43 | 137 | 46 | 332.96 |
| Dominican Republic | 5,571 | 4,802 | 2,337 | 2,120 | 419.47 | 441.40 | 163 | 59 | 362.04 |
| S America | 11,267 | 2,442 | 9,110 | 2,380 | 808.52 | 974.43 | 267 | 389 | 1,357.04 |
| Chile | 11,267 | 2,442 | 9,110 | 2,380 | 808.52 | 974.43 | 267 | 389 | 1,357.04 |
| Developing countries | 17,584 | 8,318 | 12,520 | 5,680 | 712.02 | 682.83 | 650 | 568 | 873.95 |
| Berries, excl strawberries(MT): | | | | | | | | | |
| World | 28,743 | 26,955 | 33,002 | 34,369 | 1,148.17 | 1,275.06 | 1,091 | 1,771 | 1,623.53 |
| Canada | 25,429 | 22,893 | 26,488 | 26,080 | 1,041.64 | 1,142.21 | 841 | 1,320 | 1,569.30 |
| Latin America | 2,493 | 3,542 | 4,960 | 7,135 | 1,989.56 | 2,014.34 | 177 | 333 | 1,884.03 |
| Mexico | 87 | 167 | 132 | 612 | 1,519.46 | 3,564.13 | 9 | 15 | 1,639.78 |
| Central America | 353 | 419 | 847 | 736 | 2,389.98 | 1,757.16 | 20 | 22 | 1,088.00 |
| Guatemala | 246 | 323 | 357 | 408 | 1,450.79 | 1,263.23 | 19 | 16 | 862.10 |
| Costa Rica | 105 | 96 | 488 | 328 | 4,643.30 | 3,419.03 | 1 | 5 | 6,400.00 |
| S America | 2,053 | 2,956 | 3,981 | 5,787 | 1,938.81 | 1,957.59 | 148 | 297 | 2,006.32 |
| Colombia | 79 | 111 | 263 | 681 | 3,323.73 | 6,134.27 | 9 | 14 | 1,597.55 |
| Chile | 1,951 | 2,845 | 3,706 | 5,106 | 1,899.39 | 1,794.63 | 139 | 283 | 2,032.78 |
| E Europe | 496 | 314 | 556 | 427 | 1,121.94 | 1,360.82 | 73 | 118 | 1,616.68 |
| Former Yugoslavia | 373 | 80 | 399 | 84 | 1,068.99 | 1,177.67 | 0 | 0 | .00 |
| Oceania | 197 | 116 | 499 | 161 | 2,534.17 | 1,384.94 | 0 | 0 | .00 |
| New Zealand | 197 | 116 | 499 | 161 | 2,534.17 | 1,384.94 | 0 | 0 | .00 |

See footnotes at end of table.

Appendix table B-3--U.S. agricultural imports: Quantity, value, and unit value by commodity and country, October-August 1992/93 and 1993/94, and August 1994--continued

| Commodity and country | October-August | | | | | | August 1994 | | |
|---------------------------------|----------------|---------|--------------------|---------|-----------------|----------|-------------|--------------------|-----------------|
| | Quantity | | Value (1,000 dol.) | | Unit value (\$) | | Quantity | Value (1,000 dol.) | Unit value (\$) |
| | 1992/93 | 1993/94 | 1992/93 | 1993/94 | 1992/93 | 1993/94 | | | |
| Berries, excl strawberries(MT): | | | | | | | | | |
| Developed countries | 25,702 | 23,050 | 27,300 | 26,572 | 1,062.16 | 1,152.80 | 841 | 1,320 | 1,568.30 |
| Developing countries | 3,041 | 3,905 | 5,702 | 7,797 | 1,875.10 | 1,996.77 | 250 | 451 | 1,805.96 |
| Citrus, fresh(MT): | | | | | | | | | |
| World | 151,946 | 156,656 | 57,407 | 67,757 | 378.40 | 432.52 | 22,253 | 12,001 | 539.31 |
| Latin America | 129,959 | 131,825 | 37,174 | 40,140 | 286.04 | 304.50 | 15,368 | 4,146 | 269.78 |
| Mexico | 107,448 | 102,185 | 31,713 | 34,285 | 295.14 | 335.52 | 12,123 | 3,303 | 272.47 |
| Central America | 1,542 | 2,021 | 711 | 876 | 461.03 | 482.96 | 23 | 15 | 635.96 |
| Caribbean | 17,244 | 23,819 | 2,579 | 3,266 | 149.57 | 137.12 | 1,831 | 330 | 180.01 |
| Bahamas | 13,206 | 19,246 | 1,225 | 1,736 | 92.79 | 90.20 | 1,145 | 131 | 114.26 |
| Jamaica | 1,449 | 1,676 | 568 | 719 | 392.13 | 428.87 | 222 | 53 | 236.90 |
| Dominican Republic | 2,588 | 2,897 | 784 | 811 | 303.01 | 280.07 | 464 | 146 | 315.02 |
| S America | 3,725 | 3,800 | 2,171 | 1,613 | 582.90 | 424.56 | 1,391 | 499 | 358.44 |
| Chile | 2,178 | 2,224 | 1,328 | 826 | 609.96 | 371.37 | 1,247 | 448 | 359.17 |
| W Europe | 11,597 | 9,932 | 9,291 | 11,853 | 801.19 | 1,193.45 | 0 | 0 | .00 |
| European Union | 11,597 | 9,931 | 9,291 | 11,852 | 801.19 | 1,193.40 | 0 | 0 | .00 |
| Spain, incl Canary Is | 11,514 | 9,905 | 9,172 | 11,816 | 796.55 | 1,192.98 | 0 | 0 | .00 |
| Asia | 2,532 | 1,751 | 2,393 | 1,888 | 945.27 | 1,078.03 | 26 | 82 | 3,138.23 |
| W Asia (Mideast) | 1,882 | 1,100 | 997 | 783 | 529.80 | 711.71 | 26 | 82 | 3,138.23 |
| Israel, inc Gaza | 1,854 | 1,079 | 978 | 740 | 527.48 | 686.16 | 8 | 51 | 6,350.00 |
| Japan | 615 | 648 | 1,323 | 1,089 | 2,151.13 | 1,680.72 | 0 | 0 | .00 |
| Oceania | 3,430 | 9,383 | 4,702 | 10,637 | 1,370.80 | 1,133.69 | 6,859 | 7,774 | 1,133.36 |
| Australia | 3,430 | 9,383 | 4,701 | 10,637 | 1,370.44 | 1,133.69 | 6,859 | 7,774 | 1,133.36 |
| Africa | 4,427 | 3,765 | 3,934 | 3,238 | 888.68 | 859.98 | 0 | 0 | .00 |
| N Africa | 4,427 | 3,765 | 3,934 | 3,238 | 888.68 | 859.98 | 0 | 0 | .00 |
| Morocco | 4,427 | 3,765 | 3,934 | 3,238 | 888.68 | 859.98 | 0 | 0 | .00 |
| Developed countries | 17,487 | 21,042 | 16,295 | 24,320 | 931.29 | 1,155.79 | 6,867 | 7,824 | 1,139.43 |
| Developing countries | 134,445 | 135,613 | 41,186 | 43,434 | 306.34 | 320.28 | 15,386 | 4,177 | 271.47 |
| Grapes, fresh(MT): | | | | | | | | | |
| World | 324,835 | 310,317 | 261,540 | 251,450 | 805.15 | 810.30 | 34 | 20 | 591.65 |
| Latin America | 323,642 | 309,413 | 261,097 | 250,296 | 806.75 | 808.94 | 34 | 20 | 591.65 |
| Mexico | 41,305 | 41,062 | 55,211 | 46,586 | 1,336.66 | 1,134.54 | 3 | 4 | 1,457.32 |
| S America | 282,047 | 268,351 | 205,678 | 203,710 | 729.23 | 759.12 | 31 | 16 | 507.87 |
| Chile | 281,988 | 267,891 | 205,628 | 203,470 | 729.21 | 759.24 | 31 | 16 | 507.87 |
| Developing countries | 323,642 | 309,413 | 261,097 | 250,296 | 806.75 | 808.94 | 34 | 20 | 591.65 |
| Kiwi fruit, fresh(MT): | | | | | | | | | |
| World | 22,815 | 27,889 | 14,787 | 16,410 | 645.28 | 588.40 | 2,985 | 1,766 | 591.78 |
| Latin America | 18,405 | 24,528 | 10,211 | 13,662 | 554.81 | 556.98 | 1,960 | 971 | 495.52 |
| S America | 18,405 | 24,528 | 10,211 | 13,662 | 554.81 | 556.98 | 1,960 | 971 | 495.52 |
| Chile | 18,405 | 24,528 | 10,211 | 13,662 | 554.81 | 556.98 | 1,960 | 971 | 495.52 |
| W Europe | 674 | 1,049 | 552 | 936 | 819.01 | 892.41 | 0 | 0 | .00 |
| European Union | 674 | 1,049 | 552 | 936 | 819.01 | 892.41 | 0 | 0 | .00 |
| Italy | 674 | 1,049 | 552 | 936 | 819.01 | 892.41 | 0 | 0 | .00 |
| Oceania | 3,836 | 2,310 | 4,023 | 1,810 | 1,048.80 | 783.49 | 1,025 | 795 | 775.85 |
| New Zealand | 3,836 | 2,309 | 4,023 | 1,807 | 1,048.80 | 782.56 | 1,025 | 795 | 775.85 |
| Developed countries | 4,510 | 3,361 | 4,575 | 2,748 | 1,014.46 | 817.73 | 1,025 | 795 | 775.85 |
| Developing countries | 18,405 | 24,528 | 10,211 | 13,662 | 554.81 | 556.98 | 1,960 | 971 | 495.52 |
| Mangoes(MT): | | | | | | | | | |
| World | 110,704 | 117,900 | 85,093 | 91,618 | 768.65 | 777.08 | 18,511 | 12,344 | 666.85 |
| Latin America | 110,660 | 117,879 | 85,023 | 91,585 | 768.32 | 776.94 | 18,511 | 12,344 | 666.85 |
| Mexico | 92,764 | 102,951 | 70,484 | 77,320 | 759.81 | 751.04 | 18,479 | 12,309 | 666.10 |
| Central America | 659 | 2,650 | 326 | 1,280 | 495.39 | 481.22 | 15 | 15 | 1,027.33 |
| Guatemala | 622 | 2,393 | 297 | 1,053 | 476.77 | 440.04 | 0 | 0 | .00 |
| Caribbean | 8,415 | 3,482 | 5,183 | 2,521 | 615.92 | 723.97 | 17 | 20 | 1,165.29 |
| Haiti | 8,212 | 3,279 | 4,895 | 2,323 | 608.23 | 708.31 | 0 | 0 | .00 |
| S America | 8,822 | 8,786 | 9,030 | 10,464 | 1,023.56 | 1,190.99 | 0 | 0 | .00 |
| Venezuela | 2,893 | 3,359 | 2,727 | 3,497 | 942.53 | 1,037.89 | 0 | 0 | .00 |
| Peru | 3,963 | 2,246 | 4,763 | 2,556 | 1,201.97 | 1,138.14 | 0 | 0 | .00 |
| Brazil | 1,542 | 2,895 | 1,400 | 4,318 | 908.07 | 1,491.68 | 0 | 0 | .00 |
| Developing countries | 110,699 | 117,900 | 85,085 | 91,618 | 768.62 | 777.08 | 18,511 | 12,344 | 666.85 |
| Melons(MT): | | | | | | | | | |
| World | 426,620 | 460,120 | 129,734 | 149,151 | 304.10 | 324.16 | 183 | 186 | 1,014.71 |
| Latin America | 426,252 | 459,246 | 129,553 | 148,798 | 303.93 | 324.00 | 151 | 163 | 1,081.71 |
| Mexico | 209,442 | 202,981 | 53,237 | 66,588 | 254.19 | 328.05 | 151 | 163 | 1,081.71 |
| Central America | 209,587 | 239,906 | 74,747 | 77,452 | 356.64 | 322.84 | 0 | 0 | .00 |
| Guatemala | 45,044 | 49,744 | 13,601 | 15,767 | 301.95 | 337.06 | 0 | 0 | .00 |
| El Salvador | 8,427 | 6,301 | 3,074 | 2,450 | 364.79 | 388.85 | 0 | 0 | .00 |
| Honduras | 66,880 | 79,110 | 17,662 | 18,577 | 264.09 | 234.82 | 0 | 0 | .00 |
| Nicaragua | 7,702 | 10,005 | 2,192 | 2,537 | 284.58 | 253.55 | 0 | 0 | .00 |
| Costa Rica | 63,741 | 78,533 | 32,904 | 32,330 | 516.22 | 411.67 | 0 | 0 | .00 |
| Panama | 17,783 | 16,213 | 5,313 | 4,792 | 298.53 | 295.54 | 0 | 0 | .00 |
| Caribbean | 4,490 | 9,404 | 720 | 2,093 | 160.25 | 222.61 | 0 | 0 | .00 |
| Dominican Republic | 3,829 | 9,395 | 644 | 2,090 | 168.11 | 222.43 | 0 | 0 | .00 |
| S America | 2,733 | 6,955 | 849 | 2,664 | 310.58 | 383.07 | 0 | 0 | .00 |
| Ecuador | 2,713 | 5,487 | 846 | 2,140 | 311.95 | 390.06 | 0 | 0 | .00 |
| Developing countries | 426,354 | 459,860 | 129,596 | 149,032 | 303.96 | 324.08 | 166 | 179 | 1,077.52 |
| Peaches(MT): | | | | | | | | | |
| World | 41,279 | 43,037 | 26,338 | 27,756 | 638.05 | 644.83 | 98 | 82 | 832.45 |
| Latin America | 41,030 | 42,892 | 26,046 | 27,605 | 634.80 | 643.58 | 0 | 0 | .00 |
| S America | 40,872 | 42,892 | 25,814 | 27,605 | 631.58 | 643.58 | 0 | 0 | .00 |
| Chile | 40,870 | 42,892 | 25,810 | 27,605 | 631.52 | 643.58 | 0 | 0 | .00 |
| Developed countries | 227 | 145 | 279 | 151 | 1,227.36 | 1,043.37 | 98 | 82 | 832.45 |
| Developing countries | 41,030 | 42,892 | 26,046 | 27,605 | 634.80 | 643.58 | 0 | 0 | .00 |

See footnotes at end of table.

Appendix table B-2--U.S. agricultural imports: Quantity, value, and unit value by commodity and country, October-August 1992/93 and 1993/94, and August 1994--continued

| Commodity and country | October-August | | | | | | August 1994 | | |
|---|----------------|---------|--------------------|---------|-----------------|----------|-------------|--------------------|-----------------|
| | Quantity | | Value (1,000 dol.) | | Unit value (\$) | | Quantity | Value (1,000 dol.) | Unit value (\$) |
| | 1992/93 | 1993/94 | 1992/93 | 1993/94 | 1992/93 | 1993/94 | | | |
| Pears(MT): | | | | | | | | | |
| World | 64,626 | 65,223 | 31,488 | 32,996 | 487.24 | 505.90 | 0 | 0 | 0.00 |
| Latin America | 59,487 | 58,238 | 24,149 | 23,658 | 405.95 | 406.23 | 0 | 0 | .00 |
| S America | 59,436 | 58,238 | 24,131 | 23,658 | 405.89 | 406.23 | 0 | 0 | .00 |
| Chile | 44,831 | 44,407 | 14,901 | 16,071 | 332.38 | 361.90 | 0 | 0 | .00 |
| Argentina | 14,605 | 13,831 | 9,230 | 7,587 | 631.95 | 548.57 | 0 | 0 | .00 |
| Asia | 1,688 | 1,631 | 4,290 | 4,454 | 2,541.30 | 2,731.12 | 0 | 0 | .00 |
| Japan | 730 | 550 | 2,261 | 1,804 | 3,096.76 | 3,280.17 | 0 | 0 | .00 |
| Other East Asia | 958 | 1,081 | 2,029 | 2,650 | 2,118.04 | 2,451.77 | 0 | 0 | .00 |
| Korea, Rep of | 958 | 1,081 | 2,029 | 2,650 | 2,118.04 | 2,451.77 | 0 | 0 | .00 |
| Oceania | 1,661 | 2,721 | 1,586 | 2,735 | 955.09 | 1,004.97 | 0 | 0 | .00 |
| Australia | 606 | 766 | 539 | 699 | 889.03 | 912.95 | 0 | 0 | .00 |
| New Zealand | 1,055 | 1,955 | 1,048 | 2,035 | 993.03 | 1,041.03 | 0 | 0 | .00 |
| Africa | 1,595 | 2,583 | 1,323 | 2,118 | 829.61 | 820.15 | 0 | 0 | .00 |
| Sub-Sahara | 1,595 | 2,583 | 1,323 | 2,118 | 829.61 | 820.15 | 0 | 0 | .00 |
| Rep S Africa | 1,595 | 2,583 | 1,323 | 2,118 | 829.61 | 820.15 | 0 | 0 | .00 |
| Developed countries | 4,181 | 5,904 | 5,310 | 6,688 | 1,270.14 | 1,132.74 | 0 | 0 | .00 |
| Developing countries | 60,445 | 59,319 | 26,178 | 26,308 | 433.09 | 443.51 | 0 | 0 | .00 |
| Pineapples, fresh or frozen(MT): | | | | | | | | | |
| World | 118,541 | 122,713 | 47,577 | 44,790 | 401.35 | 365.00 | 11,018 | 3,687 | 334.62 |
| Latin America | 115,489 | 119,499 | 43,521 | 40,714 | 376.84 | 340.70 | 10,844 | 3,424 | 315.78 |
| Mexico | 7,586 | 6,737 | 2,017 | 2,113 | 265.94 | 313.60 | 363 | 130 | 356.88 |
| Central America | 89,945 | 101,871 | 36,966 | 36,593 | 410.98 | 359.20 | 9,154 | 3,136 | 342.61 |
| Honduras | 25,760 | 27,678 | 7,812 | 7,943 | 303.27 | 286.99 | 1,434 | 397 | 277.08 |
| Costa Rica | 63,997 | 73,572 | 29,048 | 28,176 | 453.89 | 382.97 | 7,702 | 2,736 | 355.29 |
| Caribbean | 17,899 | 10,781 | 4,494 | 1,965 | 251.08 | 182.24 | 1,326 | 151 | 114.16 |
| Dominican Republic | 17,899 | 10,781 | 4,494 | 1,965 | 251.08 | 182.24 | 1,326 | 151 | 114.16 |
| Asia | 3,049 | 3,213 | 4,052 | 4,073 | 1,328.96 | 1,267.77 | 174 | 262 | 1,508.13 |
| Southeast Asia | 2,655 | 3,210 | 3,935 | 4,072 | 1,482.03 | 1,268.54 | 174 | 262 | 1,508.13 |
| Thailand | 2,497 | 2,946 | 3,767 | 3,943 | 1,508.76 | 1,338.27 | 154 | 255 | 1,653.45 |
| Developing countries | 118,541 | 122,709 | 47,577 | 44,786 | 401.35 | 364.97 | 11,018 | 3,687 | 334.62 |
| Plums(MT): | | | | | | | | | |
| World | 23,633 | 21,697 | 14,995 | 14,431 | 634.48 | 665.09 | 15 | 30 | 2,022.73 |
| Latin America | 23,549 | 21,452 | 14,920 | 14,206 | 633.56 | 660.99 | 3 | 3 | 1,072.33 |
| S America | 23,523 | 21,477 | 14,900 | 14,190 | 633.43 | 660.71 | 0 | 0 | .00 |
| Chile | 23,523 | 21,477 | 14,900 | 14,190 | 633.43 | 660.71 | 0 | 0 | .00 |
| Developed countries | 72 | 174 | 64 | 173 | 883.07 | 992.61 | 2 | 4 | 1,971.00 |
| Developing countries | 23,554 | 21,518 | 14,927 | 14,255 | 633.73 | 662.46 | 13 | 26 | 2,030.68 |
| Strawberries, fresh or froz(MT): | | | | | | | | | |
| World | 40,237 | 44,281 | 42,979 | 54,455 | 1,068.15 | 1,229.75 | 453 | 447 | 987.81 |
| Latin America | 38,902 | 43,208 | 40,427 | 52,250 | 1,039.20 | 1,209.25 | 324 | 257 | 793.63 |
| Mexico | 34,904 | 39,960 | 35,548 | 48,685 | 1,018.45 | 1,218.34 | 208 | 160 | 770.21 |
| Central America | 1,841 | 1,720 | 1,337 | 1,188 | 726.39 | 690.92 | 0 | 0 | .00 |
| Guatemala | 1,836 | 1,720 | 1,320 | 1,188 | 723.97 | 690.92 | 0 | 0 | .00 |
| S America | 2,157 | 1,527 | 3,542 | 2,374 | 1,642.06 | 1,554.75 | 116 | 97 | 835.63 |
| Colombia | 549 | 597 | 2,016 | 1,779 | 3,671.98 | 2,979.83 | 0 | 0 | .00 |
| Venezuela | 516 | 166 | 765 | 215 | 1,483.51 | 1,296.55 | 34 | 52 | 1,531.79 |
| E Europe | 802 | 467 | 1,021 | 859 | 1,272.56 | 1,839.79 | 88 | 158 | 1,800.00 |
| Poland | 792 | 467 | 1,009 | 859 | 1,274.40 | 1,839.79 | 88 | 158 | 1,800.00 |
| Oceania | 428 | 473 | 1,303 | 1,155 | 3,044.50 | 2,442.77 | 0 | 0 | .00 |
| New Zealand | 389 | 428 | 1,163 | 1,018 | 2,988.47 | 2,379.20 | 0 | 0 | .00 |
| Developed countries | 529 | 588 | 1,526 | 1,327 | 2,884.19 | 2,256.31 | 41 | 32 | 779.12 |
| Developing countries | 39,708 | 43,676 | 41,453 | 53,110 | 1,049.96 | 1,215.99 | 412 | 416 | 1,008.58 |
| Other fruits, fresh or froz(MT): | | | | | | | | | |
| World | 51,935 | 62,277 | 46,747 | 57,480 | 900.10 | 922.97 | 11,604 | 10,974 | 945.75 |
| Canada | 10,394 | 16,760 | 12,375 | 20,946 | 1,190.62 | 1,249.75 | 7,888 | 8,310 | 1,053.46 |
| Latin America | 38,454 | 41,611 | 27,564 | 28,842 | 716.81 | 693.13 | 3,365 | 2,015 | 600.55 |
| Mexico | 29,131 | 31,159 | 19,303 | 19,785 | 662.64 | 634.95 | 2,644 | 1,512 | 571.98 |
| Central America | 2,272 | 3,358 | 1,171 | 1,947 | 515.43 | 579.68 | 318 | 135 | 425.58 |
| Belize | 1,530 | 2,063 | 762 | 890 | 498.14 | 431.51 | 256 | 93 | 362.22 |
| Costa Rica | 545 | 986 | 283 | 841 | 520.02 | 852.94 | 61 | 41 | 674.47 |
| Caribbean | 3,083 | 2,941 | 3,109 | 2,941 | 1,008.38 | 999.95 | 342 | 316 | 923.63 |
| Jamaica | 1,888 | 1,255 | 2,210 | 1,596 | 1,170.55 | 1,271.90 | 59 | 80 | 1,357.98 |
| Dominican Republic | 986 | 1,666 | 744 | 1,322 | 754.91 | 783.75 | 275 | 227 | 825.91 |
| S America | 3,968 | 4,153 | 3,981 | 4,170 | 1,003.29 | 1,004.07 | 51 | 51 | 1,005.70 |
| Chile | 3,843 | 3,897 | 3,799 | 3,796 | 988.51 | 974.20 | 32 | 25 | 768.97 |
| Asia | 2,326 | 2,756 | 5,015 | 5,632 | 2,156.26 | 2,043.47 | 336 | 617 | 1,836.87 |
| W Asia (Mideast) | 613 | 590 | 967 | 974 | 1,577.52 | 1,661.52 | 12 | 19 | 1,618.33 |
| Israel, inc Gaza | 559 | 531 | 839 | 813 | 1,500.90 | 1,531.45 | 12 | 19 | 1,618.33 |
| Southeast Asia | 1,643 | 2,012 | 3,886 | 4,452 | 2,365.25 | 2,212.66 | 324 | 598 | 1,845.07 |
| Thailand | 1,556 | 1,803 | 3,751 | 4,206 | 2,410.38 | 2,332.94 | 221 | 458 | 2,073.13 |
| Oceania | 594 | 644 | 1,567 | 1,682 | 2,638.43 | 2,612.47 | 8 | 22 | 2,776.50 |
| New Zealand | 544 | 641 | 1,484 | 1,673 | 2,728.78 | 2,609.60 | 8 | 22 | 2,776.50 |
| Developed countries | 11,662 | 18,390 | 14,930 | 23,758 | 1,280.21 | 1,291.88 | 7,925 | 8,362 | 1,055.12 |
| Developing countries | 40,225 | 43,753 | 31,709 | 33,549 | 788.30 | 766.78 | 3,679 | 2,613 | 710.15 |
| Fruits - prep or pres(MT): | | | | | | | | | |
| World | 536,370 | 559,175 | 465,442 | 468,406 | 867.76 | 839.46 | 54,435 | 41,920 | 770.09 |
| Canada | 5,896 | 12,665 | 11,670 | 23,008 | 1,979.24 | 1,816.67 | 1,520 | 2,743 | 1,804.47 |
| Latin America | 51,710 | 63,583 | 60,747 | 77,841 | 1,174.76 | 1,224.24 | 5,498 | 6,864 | 1,248.43 |
| Mexico | 31,152 | 35,857 | 38,306 | 46,905 | 1,229.64 | 1,308.10 | 2,834 | 3,986 | 1,406.40 |
| Central America | 2,779 | 5,045 | 3,415 | 5,433 | 1,228.72 | 1,076.95 | 643 | 762 | 1,165.61 |
| S America | 12,606 | 16,467 | 15,449 | 21,436 | 1,225.51 | 1,301.76 | 1,475 | 1,797 | 1,218.25 |
| Chile | 4,674 | 7,828 | 5,669 | 10,642 | 1,212.83 | 1,359.49 | 324 | 581 | 1,109.08 |
| Argentina | 2,548 | 3,310 | 4,830 | 5,502 | 1,895.52 | 1,662.27 | 231 | 496 | 2,145.96 |
| W Europe | 55,253 | 59,638 | 62,867 | 62,075 | 1,137.79 | 1,040.87 | 4,549 | 4,815 | 1,058.58 |
| European Union | 53,949 | 58,043 | 58,968 | 57,655 | 1,093.04 | 993.31 | 4,423 | 4,504 | 1,018.26 |

See footnotes at end of table.

Appendix table B-3--U.S. agricultural imports: Quantity, value, and unit value by commodity and country, October-August 1992/93 and 1993/94, and August 1994--continued

| Commodity and country | October-August | | | | | | August 1994 | | |
|---|----------------|------------|--------------------|---------|-----------------|-----------|-------------|--------------------|-----------------|
| | Quantity | | Value (1,000 dol.) | | Unit value (\$) | | Quantity | Value (1,000 dol.) | Unit value (\$) |
| | 1992/93 | 1993/94 | 1992/93 | 1993/94 | 1992/93 | 1993/94 | | | |
| Fruits - prep or pres(MT): | | | | | | | | | |
| France | 2,090 | 2,854 | 6,011 | 7,418 | 2,876.30 | 2,599.08 | 215 | 663 | 3,082.79 |
| Spain, incl Canary Is | 24,776 | 31,746 | 25,299 | 26,359 | 1,021.12 | 830.32 | 2,266 | 1,852 | 817.46 |
| Greece | 20,729 | 16,582 | 15,975 | 11,929 | 770.65 | 719.41 | 1,320 | 866 | 656.09 |
| E Europe | 6,954 | 4,658 | 6,169 | 4,066 | 887.05 | 872.91 | 266 | 261 | 980.90 |
| Asia | 412,394 | 404,024 | 319,178 | 290,643 | 774.08 | 719.37 | 41,593 | 26,228 | 630.60 |
| W Asia (Mideast) | 22,144 | 24,724 | 38,084 | 39,342 | 1,719.84 | 1,591.23 | 1,714 | 2,233 | 1,302.71 |
| Turkey | 15,090 | 16,093 | 28,265 | 28,063 | 1,874.39 | 1,743.77 | 1,241 | 1,608 | 1,295.44 |
| Israel, inc Gaza | 6,803 | 8,405 | 9,457 | 11,018 | 1,390.19 | 1,310.94 | 465 | 616 | 1,323.85 |
| S Asia | 5,346 | 6,708 | 5,910 | 6,603 | 1,105.49 | 984.36 | 833 | 578 | 693.44 |
| Japan | 15,044 | 9,224 | 10,431 | 10,552 | 693.34 | 1,143.99 | 48 | 707 | 14,733.69 |
| China | 20,016 | 21,401 | 19,101 | 18,325 | 954.30 | 856.27 | 2,011 | 1,561 | 776.22 |
| Southeast Asia | 343,632 | 337,390 | 236,480 | 206,359 | 688.18 | 611.63 | 36,499 | 20,121 | 551.27 |
| Thailand | 191,150 | 179,114 | 131,533 | 108,136 | 688.12 | 603.73 | 17,714 | 10,297 | 581.27 |
| Indonesia | 18,486 | 20,342 | 9,739 | 9,048 | 526.82 | 444.77 | 2,551 | 1,203 | 471.49 |
| Philippines | 128,285 | 130,203 | 91,004 | 83,917 | 709.39 | 644.51 | 15,050 | 7,809 | 518.85 |
| Other East Asia | 6,152 | 4,577 | 9,172 | 9,462 | 1,490.85 | 2,067.19 | 488 | 1,029 | 2,108.09 |
| Africa | 3,307 | 11,854 | 2,346 | 7,877 | 703.45 | 672.95 | 769 | 599 | 778.44 |
| Sub-Sahara | 3,060 | 9,773 | 2,097 | 6,246 | 685.38 | 639.11 | 642 | 508 | 791.79 |
| Rep S Africa | 2,925 | 9,707 | 1,898 | 6,185 | 649.04 | 637.20 | 639 | 505 | 790.82 |
| Developed countries | 86,620 | 102,341 | 98,633 | 116,565 | 1,138.69 | 1,138.98 | 7,461 | 9,794 | 1,312.70 |
| Developing countries | 429,700 | 435,400 | 347,685 | 334,484 | 809.13 | 768.22 | 44,962 | 30,562 | 679.74 |
| Other countries | 20,050 | 21,434 | 19,124 | 18,358 | 953.79 | 856.47 | 2,012 | 1,564 | 777.20 |
| Pineapples - canned or prep(MT): | | | | | | | | | |
| World | 322,963 | 308,148 | 201,005 | 167,606 | 622.38 | 543.91 | 34,091 | 17,025 | 499.41 |
| Latin America | 4,493 | 5,017 | 3,456 | 3,115 | 769.30 | 620.85 | 414 | 266 | 642.73 |
| Mexico | 4,062 | 2,418 | 3,145 | 1,879 | 774.22 | 777.24 | 91 | 76 | 831.59 |
| Asia | 317,982 | 302,219 | 197,195 | 164,046 | 620.15 | 542.80 | 33,374 | 16,634 | 498.41 |
| Japan | 14,397 | 8,501 | 2,904 | 1,304 | 201.70 | 153.39 | 0 | 0 | .00 |
| Southeast Asia | 300,840 | 292,696 | 193,471 | 162,108 | 643.10 | 553.85 | 33,372 | 16,632 | 498.39 |
| Thailand | 156,023 | 141,429 | 97,407 | 72,458 | 824.31 | 512.33 | 15,166 | 7,674 | 506.02 |
| Malaysia | 2,104 | 3,597 | 1,212 | 1,770 | 575.90 | 492.19 | 863 | 444 | 514.12 |
| Indonesia | 18,388 | 19,963 | 9,608 | 8,722 | 522.50 | 436.90 | 2,512 | 1,143 | 455.15 |
| Philippines | 121,604 | 124,983 | 83,730 | 77,876 | 688.54 | 623.10 | 14,717 | 7,298 | 495.90 |
| Developed countries | 14,869 | 9,334 | 3,246 | 1,718 | 218.31 | 184.02 | 305 | 127 | 416.28 |
| Developing countries | 307,802 | 298,497 | 197,594 | 165,719 | 641.95 | 555.18 | 33,786 | 16,898 | 500.16 |
| Other fruits - prep or pres(MT): | | | | | | | | | |
| World | 213,407 | 251,026 | 264,436 | 301,801 | 1,239.12 | 1,202.27 | 20,344 | 24,895 | 1,223.69 |
| Canada | 5,827 | 12,613 | 11,523 | 22,912 | 1,977.54 | 1,816.56 | 1,519 | 2,740 | 1,803.90 |
| Latin America | 47,217 | 58,566 | 57,291 | 74,726 | 1,213.35 | 1,275.93 | 5,084 | 6,598 | 1,297.76 |
| Mexico | 27,090 | 33,439 | 35,161 | 45,025 | 1,297.92 | 1,346.49 | 2,743 | 3,910 | 1,425.47 |
| Central America | 2,351 | 3,548 | 3,108 | 4,389 | 1,321.88 | 1,235.29 | 409 | 578 | 1,413.23 |
| Costa Rica | 1,891 | 2,426 | 2,653 | 3,295 | 1,403.00 | 1,358.20 | 293 | 422 | 1,441.80 |
| Caribbean | 5,171 | 5,136 | 3,675 | 3,914 | 691.28 | 762.15 | 457 | 313 | 684.46 |
| Dominican Republic | 4,971 | 4,678 | 3,249 | 3,469 | 653.66 | 741.62 | 449 | 292 | 650.90 |
| S America | 12,605 | 16,443 | 15,447 | 21,404 | 1,225.49 | 1,301.68 | 1,475 | 1,797 | 1,218.26 |
| Chile | 4,674 | 7,828 | 5,668 | 10,642 | 1,212.83 | 1,359.49 | 524 | 581 | 1,109.08 |
| Argentina | 2,548 | 3,110 | 4,830 | 5,502 | 1,895.52 | 1,662.27 | 231 | 496 | 2,145.96 |
| W Europe | 55,253 | 59,603 | 62,867 | 62,063 | 1,137.79 | 1,041.28 | 4,549 | 4,815 | 1,058.58 |
| European Union | 53,949 | 58,043 | 58,968 | 57,655 | 1,093.04 | 993.31 | 4,423 | 4,504 | 1,018.26 |
| Denmark | 3,335 | 2,711 | 3,995 | 3,239 | 1,197.95 | 1,194.70 | 305 | 333 | 1,092.86 |
| United Kingdom | 1,405 | 1,367 | 3,705 | 3,416 | 2,636.97 | 2,498.87 | 114 | 317 | 2,781.32 |
| France | 2,090 | 2,854 | 6,011 | 7,418 | 2,876.30 | 2,599.08 | 215 | 663 | 3,082.79 |
| Spain, incl Canary Is | 24,776 | 31,746 | 25,299 | 26,359 | 1,021.12 | 830.32 | 2,266 | 1,852 | 817.46 |
| Italy | 974 | 1,978 | 2,295 | 3,160 | 2,356.51 | 1,697.76 | 88 | 148 | 1,682.76 |
| Greece | 20,729 | 16,582 | 15,975 | 11,929 | 770.65 | 719.41 | 1,320 | 866 | 656.09 |
| Other W Europe | 1,304 | 1,560 | 3,898 | 4,409 | 2,989.35 | 2,826.05 | 126 | 312 | 2,473.82 |
| Switzerland | 948 | 1,234 | 2,633 | 3,315 | 2,776.92 | 2,686.27 | 104 | 238 | 2,292.52 |
| E Europe | 6,954 | 4,610 | 6,169 | 4,048 | 887.05 | 878.16 | 266 | 261 | 980.90 |
| Former Yugoslavia | 3,487 | 794 | 2,801 | 712 | 803.28 | 897.34 | 0 | 0 | .00 |
| Asia | 94,352 | 101,805 | 121,983 | 126,697 | 1,292.85 | 1,243.52 | 8,219 | 9,595 | 1,167.36 |
| W Asia (Mideast) | 22,144 | 24,722 | 38,084 | 39,340 | 1,719.84 | 1,591.30 | 1,712 | 2,231 | 1,303.35 |
| Turkey | 15,090 | 16,093 | 28,265 | 28,063 | 1,874.39 | 1,743.77 | 1,241 | 1,608 | 1,295.44 |
| Israel, inc Gaza | 6,803 | 8,403 | 9,457 | 11,017 | 1,390.19 | 1,311.07 | 463 | 614 | 1,326.28 |
| S Asia | 5,221 | 6,708 | 5,843 | 6,603 | 1,119.12 | 984.36 | 833 | 578 | 693.44 |
| Pakistan | 3,747 | 4,411 | 4,150 | 4,455 | 1,107.61 | 1,010.05 | 254 | 192 | 756.88 |
| Japan | 647 | 723 | 7,527 | 9,248 | 11,633.40 | 12,791.48 | 48 | 707 | 14,733.69 |
| China | 19,724 | 21,083 | 18,936 | 18,156 | 960.04 | 861.15 | 2,011 | 1,561 | 776.22 |
| Southeast Asia | 42,792 | 44,694 | 43,009 | 44,250 | 1,005.06 | 990.07 | 3,127 | 3,489 | 1,115.64 |
| Thailand | 35,127 | 37,685 | 34,126 | 35,679 | 971.51 | 946.76 | 2,548 | 2,622 | 1,029.17 |
| Philippines | 6,681 | 5,220 | 7,274 | 6,041 | 1,088.76 | 1,157.27 | 333 | 510 | 1,532.97 |
| Other East Asia | 3,824 | 3,875 | 8,584 | 8,999 | 2,244.86 | 2,322.40 | 488 | 1,029 | 2,108.09 |
| Taiwan | 1,578 | 1,639 | 4,081 | 3,903 | 2,590.85 | 2,381.58 | 304 | 606 | 1,992.93 |
| Oceania | 882 | 2,720 | 2,443 | 3,764 | 2,770.17 | 1,383.83 | 240 | 410 | 1,708.54 |
| Australia | 832 | 2,613 | 2,185 | 3,608 | 3,457.78 | 1,380.61 | 240 | 408 | 1,691.55 |
| Africa | 2,888 | 11,077 | 2,139 | 7,660 | 740.79 | 691.53 | 467 | 476 | 1,018.94 |
| Sub-Sahara | 2,641 | 8,996 | 1,891 | 5,929 | 715.83 | 659.06 | 340 | 386 | 1,133.98 |
| Rep S Africa | 2,522 | 8,964 | 1,703 | 5,893 | 675.13 | 656.31 | 337 | 383 | 1,135.17 |
| Developed countries | 71,751 | 83,007 | 95,387 | 114,847 | 1,329.42 | 1,234.82 | 7,156 | 9,667 | 1,350.91 |
| Developing countries | 121,898 | 136,903 | 150,091 | 168,766 | 1,231.28 | 1,232.74 | 11,176 | 13,664 | 1,222.61 |
| Other countries | 19,758 | 21,116 | 18,958 | 18,188 | 959.51 | 861.34 | 2,012 | 1,564 | 777.20 |
| Fruit juices(HL): | | | | | | | | | |
| World | 24,359,361 | 29,373,438 | 577,211 | 635,887 | 23.69 | 21.65 | 2,424,527 | 47,318 | 19.51 |
| Canada | 171,303 | 100,690 | 11,812 | 7,307 | 68.85 | 72.57 | 7,352 | 552 | 75.15 |
| Latin America | 15,202,922 | 20,489,859 | 303,853 | 402,917 | 19.99 | 19.66 | 1,795,389 | 32,727 | 18.23 |
| Mexico | 993,136 | 1,986,780 | 27,286 | 48,160 | 27.47 | 24.24 | 151,827 | 3,752 | 24.71 |

See footnotes at end of table.

Appendix table B-3--U.S. agricultural imports: Quantity, value, and unit value by commodity and country, October-August 1992/93 and 1993/94, and August 1994--continued

| Commodity and country | October-August | | | | | | August 1994 | | |
|--------------------------|----------------|------------|--------------------|---------|-----------------|---------|-------------|--------------------|-----------------|
| | Quantity | | Value (1,000 dol.) | | Unit value (\$) | | Quantity | Value (1,000 dol.) | Unit value (\$) |
| | 1992/93 | 1993/94 | 1992/93 | 1993/94 | 1992/93 | 1993/94 | | | |
| Fruit juices(HL): | | | | | | | | | |
| Central America | 780,917 | 630,079 | 16,934 | 14,488 | 21.68 | 22.99 | 31,609 | 860 | 27.30 |
| Belize | 413,712 | 291,365 | 9,670 | 8,131 | 23.37 | 27.91 | 1,969 | 47 | 23.72 |
| S America | 13,289,317 | 17,788,022 | 253,945 | 334,997 | 19.11 | 18.83 | 1,605,651 | 27,622 | 17.20 |
| Chile | 1,085,851 | 1,357,053 | 29,283 | 27,938 | 26.87 | 20.59 | 131,044 | 2,535 | 19.34 |
| Brazil | 9,260,193 | 12,701,181 | 155,988 | 244,745 | 16.84 | 19.27 | 837,901 | 15,165 | 18.10 |
| Argentina | 2,853,061 | 3,650,876 | 63,095 | 57,573 | 22.11 | 15.77 | 630,860 | 9,504 | 15.06 |
| W Europe | 4,076,955 | 3,856,880 | 135,614 | 111,428 | 33.25 | 28.89 | 319,603 | 7,674 | 24.01 |
| European Union | 2,675,991 | 3,133,708 | 83,773 | 81,171 | 31.30 | 25.90 | 182,829 | 5,348 | 29.25 |
| Netherlands | 217,672 | 508,420 | 5,770 | 9,971 | 26.50 | 19.61 | 54,775 | 1,172 | 21.40 |
| Germany | 2,046,423 | 2,169,372 | 62,327 | 50,057 | 30.46 | 23.07 | 106,503 | 3,035 | 28.49 |
| Spain, incl Canary Is | 126,593 | 249,568 | 4,936 | 9,803 | 38.99 | 39.28 | 14,364 | 869 | 60.51 |
| Italy | 64,663 | 171,509 | 4,477 | 9,374 | 69.24 | 54.65 | 1,462 | 97 | 66.14 |
| Other W Europe | 1,402,964 | 723,172 | 51,842 | 30,257 | 36.95 | 41.84 | 136,774 | 2,326 | 17.00 |
| Sweden | 601,655 | 15,250 | 21,211 | 2,111 | 35.25 | 138.43 | 1,644 | 131 | 79.81 |
| Austria | 448,840 | 392,835 | 18,539 | 21,790 | 41.30 | 55.47 | 23,263 | 1,286 | 55.29 |
| Switzerland | 346,142 | 306,962 | 10,881 | 5,392 | 31.43 | 17.56 | 111,856 | 903 | 8.08 |
| E Europe | 790,327 | 1,350,541 | 27,074 | 34,850 | 34.26 | 25.80 | 16,032 | 517 | 32.27 |
| Hungary | 560,772 | 1,108,803 | 15,515 | 22,081 | 27.67 | 19.91 | 5,706 | 82 | 14.34 |
| Poland | 191,646 | 203,701 | 9,637 | 11,155 | 50.29 | 54.76 | 10,326 | 436 | 42.18 |
| Asia | 3,489,639 | 2,996,176 | 81,337 | 66,619 | 23.21 | 22.23 | 206,349 | 4,263 | 20.66 |
| W Asia (Mideast) | 363,255 | 316,792 | 9,290 | 6,165 | 25.57 | 19.46 | 2,960 | 212 | 71.55 |
| Turkey | 353,328 | 303,219 | 8,687 | 5,453 | 24.59 | 17.98 | 2,833 | 191 | 67.58 |
| Southeast Asia | 2,839,136 | 2,542,408 | 64,201 | 57,297 | 22.51 | 22.54 | 200,645 | 3,836 | 19.12 |
| Thailand | 1,435,041 | 1,131,596 | 29,891 | 27,304 | 20.83 | 24.13 | 65,313 | 1,701 | 26.04 |
| Philippines | 1,359,497 | 1,336,779 | 33,240 | 28,789 | 24.45 | 21.54 | 124,178 | 1,958 | 15.77 |
| Africa | 536,425 | 454,514 | 14,324 | 8,980 | 26.70 | 19.76 | 64,038 | 1,128 | 17.61 |
| Sub-Sahara | 533,133 | 452,255 | 14,041 | 8,799 | 26.34 | 19.45 | 63,641 | 1,092 | 17.15 |
| Rep S Africa | 528,443 | 451,680 | 13,944 | 8,772 | 26.39 | 19.42 | 63,641 | 1,092 | 17.15 |
| Developed countries | 5,050,578 | 4,574,551 | 170,150 | 132,008 | 33.69 | 26.86 | 402,891 | 9,817 | 24.36 |
| Developing countries | 19,255,841 | 24,700,805 | 405,779 | 501,463 | 21.07 | 20.30 | 2,017,880 | 37,439 | 18.55 |
| Apple juice(HL): | | | | | | | | | |
| World | 8,231,414 | 9,538,458 | 216,780 | 173,563 | 26.33 | 18.20 | 999,411 | 15,499 | 15.51 |
| Canada | 77,007 | 50,367 | 3,863 | 3,543 | 50.16 | 70.35 | 4,514 | 341 | 75.47 |
| Latin America | 3,541,930 | 4,391,704 | 82,642 | 69,939 | 23.33 | 15.92 | 667,975 | 10,011 | 14.99 |
| Mexico | 277,388 | 215,392 | 12,244 | 4,598 | 44.14 | 21.34 | 4,822 | 102 | 21.23 |
| S America | 3,259,331 | 4,176,312 | 70,272 | 65,342 | 21.56 | 15.64 | 663,153 | 9,909 | 14.94 |
| Chile | 938,871 | 1,106,266 | 22,131 | 17,621 | 23.57 | 15.93 | 91,997 | 1,295 | 14.07 |
| Brazil | 220,293 | 191,242 | 3,515 | 2,374 | 15.95 | 12.41 | 11,426 | 143 | 12.53 |
| Argentina | 2,100,145 | 2,878,802 | 44,624 | 45,344 | 21.25 | 15.75 | 559,730 | 8,471 | 15.13 |
| W Europe | 3,209,276 | 3,224,640 | 92,408 | 63,500 | 28.75 | 19.69 | 278,837 | 4,376 | 15.69 |
| European Union | 2,486,662 | 2,657,896 | 71,239 | 54,013 | 28.65 | 20.32 | 151,872 | 2,893 | 19.71 |
| Netherlands | 205,175 | 461,726 | 5,195 | 7,201 | 25.32 | 15.60 | 45,676 | 639 | 13.99 |
| Germany | 1,997,939 | 2,107,892 | 57,119 | 44,203 | 28.59 | 20.97 | 99,962 | 2,131 | 21.31 |
| Spain, incl Canary Is | 82,394 | 71,815 | 3,661 | 2,131 | 44.43 | 29.67 | 1,523 | 149 | 98.12 |
| Other W Europe | 722,614 | 566,744 | 21,169 | 9,487 | 29.29 | 16.74 | 126,965 | 1,383 | 10.89 |
| Austria | 382,913 | 262,062 | 11,908 | 5,198 | 31.10 | 19.84 | 15,271 | 497 | 32.54 |
| Switzerland | 336,358 | 303,755 | 9,167 | 4,250 | 27.25 | 13.99 | 111,694 | 886 | 7.94 |
| E Europe | 658,497 | 1,184,164 | 19,417 | 23,636 | 29.49 | 19.96 | 9,572 | 132 | 13.77 |
| Hungary | 560,772 | 1,108,748 | 15,515 | 22,078 | 27.67 | 19.91 | 5,706 | 82 | 14.34 |
| Poland | 87,293 | 66,873 | 2,694 | 1,298 | 30.86 | 19.42 | 3,866 | 50 | 12.94 |
| Asia | 391,431 | 361,617 | 9,611 | 6,303 | 24.55 | 17.43 | 20 | 2 | 96.00 |
| W Asia (Mideast) | 343,150 | 286,876 | 8,462 | 4,959 | 24.66 | 16.70 | 20 | 2 | 96.00 |
| Turkey | 343,119 | 293,748 | 8,458 | 4,906 | 24.65 | 16.70 | 0 | 0 | .00 |
| Africa | 283,627 | 248,373 | 6,773 | 4,622 | 23.88 | 18.61 | 32,527 | 502 | 15.43 |
| Sub-Sahara | 283,627 | 248,373 | 6,773 | 4,622 | 23.88 | 18.61 | 32,527 | 502 | 15.43 |
| Rep S Africa | 282,742 | 248,373 | 6,757 | 4,622 | 23.90 | 18.61 | 32,527 | 502 | 15.43 |
| Developed countries | 3,634,330 | 3,569,598 | 105,026 | 72,852 | 28.90 | 20.41 | 318,108 | 5,289 | 16.66 |
| Developing countries | 4,544,517 | 5,873,102 | 110,544 | 98,590 | 24.32 | 16.79 | 677,547 | 10,143 | 14.97 |
| Other countries | 52,567 | 95,758 | 1,209 | 2,121 | 23.00 | 22.15 | 3,756 | 58 | 15.42 |
| Grape juice(HL): | | | | | | | | | |
| World | 1,364,220 | 688,920 | 48,605 | 26,486 | 35.63 | 38.44 | 72,954 | 2,490 | 34.13 |
| Canada | 17,752 | 13,886 | 1,412 | 742 | 79.54 | 53.45 | 451 | 32 | 70.81 |
| Latin America | 473,435 | 210,827 | 17,784 | 8,067 | 37.56 | 38.26 | 32,996 | 1,181 | 35.79 |
| Mexico | 40,344 | 30,649 | 2,359 | 1,819 | 58.48 | 59.34 | 4,684 | 263 | 56.25 |
| S America | 432,844 | 180,171 | 15,379 | 6,246 | 35.53 | 34.67 | 28,312 | 917 | 32.40 |
| Chile | 15,128 | 36,209 | 709 | 1,170 | 46.85 | 32.32 | 7,699 | 233 | 30.30 |
| Brazil | 237,797 | 120,334 | 7,323 | 4,114 | 30.80 | 34.19 | 19,995 | 662 | 33.11 |
| Argentina | 179,187 | 23,531 | 7,319 | 954 | 40.84 | 40.52 | 618 | 22 | 35.63 |
| W Europe | 689,445 | 301,649 | 23,446 | 14,028 | 34.01 | 46.50 | 13,268 | 777 | 58.55 |
| European Union | 101,826 | 298,243 | 5,065 | 13,957 | 49.74 | 46.64 | 13,268 | 777 | 58.55 |
| Spain, incl Canary Is | 39,825 | 176,405 | 1,092 | 7,548 | 27.42 | 42.79 | 12,841 | 720 | 56.05 |
| Italy | 59,429 | 120,098 | 3,705 | 6,234 | 62.35 | 51.90 | 377 | 49 | 131.26 |
| Other W Europe | 587,619 | 2,406 | 18,381 | 71 | 31.28 | 29.52 | 0 | 0 | .00 |
| Sweden | 587,038 | 0 | 18,362 | 0 | 31.28 | .00 | 0 | 0 | .00 |
| Asia | 8,005 | 7,205 | 339 | 328 | 42.28 | 45.57 | 0 | 0 | .00 |
| W Asia (Mideast) | 6,228 | 6,801 | 252 | 278 | 40.41 | 40.89 | 0 | 0 | .00 |
| Israel, inc Gaza | 6,220 | 6,796 | 250 | 276 | 40.23 | 40.67 | 0 | 0 | .00 |
| Africa | 175,245 | 155,185 | 5,599 | 3,285 | 31.95 | 21.17 | 26,239 | 500 | 19.06 |
| Sub-Sahara | 175,245 | 155,185 | 5,599 | 3,285 | 31.95 | 21.17 | 26,239 | 500 | 19.06 |
| Rep S Africa | 175,245 | 155,185 | 5,599 | 3,285 | 31.95 | 21.17 | 26,239 | 500 | 19.06 |
| Developed countries | 889,000 | 477,684 | 30,733 | 18,368 | 34.57 | 38.45 | 38,958 | 1,309 | 32.76 |
| Developing countries | 475,220 | 211,236 | 17,872 | 8,119 | 37.61 | 38.43 | 32,996 | 1,181 | 35.79 |

See footnotes at end of table.

Appendix table B-3--U.S. agricultural imports: Quantity, value, and unit value by commodity and country, October-August 1992/93 and 1993/94, and August 1994--continued

| Commodity and country | October-August | | | | | | August 1994 | | |
|-------------------------------|----------------|------------|--------------------|---------|-----------------|---------|-------------|--------------------|-----------------|
| | Quantity | | Value (1,000 dol.) | | Unit value (\$) | | Quantity | Value (1,000 dol.) | Unit value (\$) |
| | 1992/93 | 1993/94 | 1992/93 | 1993/94 | 1992/93 | 1993/94 | | | |
| Grapefruit juice(HL): | | | | | | | | | |
| World | 81,437 | 36,745 | 2,722 | 1,326 | 33.43 | 36.08 | 339 | 29 | 85.89 |
| Canada | 4,081 | 4,074 | 341 | 350 | 83.64 | 87.97 | 221 | 19 | 87.43 |
| Latin America | 77,155 | 32,654 | 2,350 | 966 | 30.46 | 29.57 | 118 | 10 | 83.02 |
| Mexico | 32,289 | 5,461 | 809 | 134 | 25.06 | 24.61 | 0 | 0 | .00 |
| Central America | 44,602 | 26,727 | 1,501 | 778 | 33.66 | 29.12 | 0 | 0 | .00 |
| Belize | 42,117 | 24,563 | 1,464 | 749 | 34.77 | 30.51 | 0 | 0 | .00 |
| Honduras | 1,882 | 1,550 | 20 | 16 | 10.57 | 10.38 | 0 | 0 | .00 |
| Caribbean | 264 | 466 | 40 | 53 | 150.02 | 113.86 | 118 | 10 | 83.02 |
| Trinidad-Tobago | 74 | 352 | 16 | 42 | 220.47 | 119.30 | 55 | 6 | 117.07 |
| Asia | 201 | 17 | 31 | 2 | 154.19 | 105.88 | 0 | 0 | .00 |
| Developed countries | 4,126 | 4,074 | 359 | 358 | 87.04 | 87.97 | 221 | 19 | 87.43 |
| Developing countries | 77,311 | 32,671 | 2,363 | 967 | 30.57 | 29.61 | 118 | 10 | 83.02 |
| Lemon juice(HL): | | | | | | | | | |
| World | 443,610 | 421,134 | 7,707 | 5,936 | 17.97 | 14.10 | 55,789 | 688 | 12.33 |
| Latin America | 436,443 | 418,898 | 7,561 | 5,841 | 17.32 | 13.94 | 55,744 | 683 | 12.26 |
| Mexico | 38,734 | 31,480 | 666 | 412 | 17.21 | 13.08 | 0 | 0 | .00 |
| S America | 397,709 | 387,237 | 6,895 | 5,400 | 17.34 | 13.94 | 55,744 | 683 | 12.26 |
| Brazil | 121,585 | 121,724 | 2,382 | 1,682 | 19.59 | 13.82 | 13,538 | 145 | 10.71 |
| Argentina | 276,124 | 265,229 | 4,512 | 3,698 | 16.34 | 13.84 | 42,206 | 538 | 12.75 |
| W Europe | 3,157 | 1,054 | 87 | 17 | 27.48 | 15.82 | 45 | 5 | 103.33 |
| European Union | 3,157 | 1,009 | 87 | 12 | 27.48 | 11.91 | 0 | 0 | .00 |
| Developed countries | 3,157 | 1,431 | 87 | 46 | 27.48 | 32.31 | 45 | 5 | 103.33 |
| Developing countries | 440,453 | 418,898 | 7,620 | 5,841 | 17.30 | 13.94 | 55,744 | 683 | 12.26 |
| Lime juice(HL): | | | | | | | | | |
| World | 98,062 | 107,577 | 2,508 | 2,496 | 25.58 | 23.20 | 18,961 | 364 | 19.19 |
| Latin America | 96,658 | 107,176 | 2,257 | 2,442 | 23.35 | 22.79 | 18,748 | 342 | 18.24 |
| Mexico | 82,875 | 59,180 | 1,879 | 1,490 | 22.68 | 25.18 | 15,825 | 286 | 18.04 |
| S America | 13,783 | 47,924 | 378 | 947 | 27.42 | 19.76 | 2,923 | 56 | 19.33 |
| Brazil | 13,707 | 47,687 | 366 | 941 | 26.70 | 19.73 | 2,686 | 50 | 18.71 |
| W Europe | 1,309 | 285 | 247 | 49 | 188.56 | 170.93 | 97 | 17 | 170.78 |
| European Union | 1,127 | 274 | 213 | 46 | 189.15 | 169.49 | 97 | 17 | 170.78 |
| Belgium and Luxembourg | 182 | 0 | 34 | 0 | 188.41 | .00 | 0 | 0 | .00 |
| Italy | 945 | 274 | 179 | 46 | 189.30 | 169.49 | 97 | 17 | 170.78 |
| Other W Europe | 182 | 11 | 34 | 2 | 184.87 | 206.73 | 0 | 0 | .00 |
| Switzerland | 182 | 11 | 34 | 2 | 184.87 | 206.73 | 0 | 0 | .00 |
| Developed countries | 1,309 | 285 | 247 | 49 | 188.56 | 170.93 | 97 | 17 | 170.78 |
| Developing countries | 96,753 | 107,292 | 2,262 | 2,447 | 23.38 | 22.81 | 18,864 | 347 | 18.41 |
| Orange juice(HL): | | | | | | | | | |
| World | 9,761,124 | 14,275,542 | 162,111 | 282,864 | 16.61 | 19.80 | 945,180 | 17,942 | 18.98 |
| Latin America | 9,752,409 | 14,272,287 | 161,480 | 282,520 | 16.56 | 19.79 | 945,180 | 17,942 | 18.98 |
| Mexico | 470,430 | 1,538,595 | 8,210 | 36,374 | 17.45 | 23.64 | 125,652 | 3,007 | 23.93 |
| Central America | 598,335 | 510,091 | 12,301 | 11,654 | 20.56 | 22.85 | 28,696 | 780 | 27.17 |
| Belize | 371,586 | 266,660 | 8,204 | 7,376 | 22.08 | 27.66 | 1,969 | 47 | 23.72 |
| Honduras | 136,686 | 107,806 | 1,751 | 1,499 | 12.81 | 13.90 | 0 | 0 | .00 |
| Costa Rica | 90,063 | 126,241 | 2,346 | 2,544 | 26.05 | 20.15 | 26,727 | 733 | 27.42 |
| S America | 8,614,006 | 12,205,692 | 139,994 | 234,256 | 16.25 | 19.19 | 790,832 | 14,156 | 17.90 |
| Brazil | 8,604,576 | 12,173,372 | 139,795 | 233,432 | 16.25 | 19.17 | 789,738 | 14,108 | 17.86 |
| Developing countries | 9,752,701 | 14,272,287 | 161,512 | 282,520 | 16.56 | 19.79 | 945,180 | 17,942 | 18.98 |
| Pineapple juice(HL): | | | | | | | | | |
| World | 3,211,201 | 2,712,234 | 73,742 | 58,984 | 22.96 | 21.75 | 205,358 | 3,789 | 18.45 |
| Latin America | 195,497 | 134,872 | 6,157 | 4,712 | 31.49 | 34.94 | 7,064 | 374 | 52.90 |
| Central America | 133,055 | 89,193 | 3,033 | 1,886 | 22.79 | 21.15 | 2,813 | 79 | 28.13 |
| Honduras | 46,749 | 9,729 | 806 | 170 | 17.25 | 17.52 | 0 | 0 | .00 |
| Costa Rica | 86,306 | 79,464 | 2,226 | 1,716 | 25.80 | 21.59 | 2,813 | 79 | 28.13 |
| Caribbean | 41,100 | 40,907 | 2,513 | 2,576 | 61.13 | 62.98 | 4,092 | 292 | 71.38 |
| Dominican Republic | 39,912 | 40,469 | 2,471 | 2,560 | 61.90 | 63.25 | 4,071 | 290 | 71.13 |
| Asia | 2,999,422 | 2,564,286 | 67,203 | 54,001 | 22.40 | 21.06 | 197,660 | 3,402 | 17.21 |
| Japan | 149,004 | 61,860 | 3,388 | 841 | 22.73 | 13.60 | 0 | 0 | .00 |
| Southeast Asia | 2,828,495 | 2,499,925 | 63,502 | 53,097 | 22.45 | 21.24 | 196,061 | 3,385 | 17.26 |
| Thailand | 1,430,492 | 1,091,135 | 29,385 | 23,332 | 20.54 | 21.38 | 60,908 | 1,290 | 21.18 |
| Indonesia | 38,962 | 73,138 | 964 | 1,163 | 24.73 | 15.90 | 11,095 | 157 | 14.14 |
| Philippines | 1,359,041 | 1,334,919 | 33,153 | 28,590 | 24.39 | 21.42 | 124,058 | 1,938 | 15.62 |
| Developed countries | 160,770 | 74,936 | 3,669 | 1,112 | 22.82 | 14.84 | 634 | 13 | 20.81 |
| Developing countries | 3,050,431 | 2,637,298 | 70,074 | 57,872 | 22.97 | 21.94 | 204,724 | 3,776 | 18.44 |
| Other fruit juice(HL): | | | | | | | | | |
| World | 1,120,145 | 1,420,883 | 50,762 | 76,611 | 54.24 | 53.92 | 124,277 | 6,336 | 50.98 |
| Canada | 46,407 | 9,128 | 4,350 | 847 | 93.74 | 92.74 | 617 | 42 | 67.81 |
| Latin America | 605,004 | 799,867 | 22,906 | 24,579 | 37.86 | 30.73 | 67,066 | 2,147 | 32.01 |
| Caribbean | 21,740 | 20,820 | 1,755 | 2,063 | 80.70 | 99.06 | 1,786 | 158 | 88.04 |
| Dominican Republic | 17,643 | 16,501 | 1,312 | 1,565 | 74.35 | 94.86 | 1,075 | 83 | 76.80 |
| S America | 562,517 | 771,297 | 20,818 | 21,949 | 37.01 | 28.46 | 64,528 | 1,898 | 29.41 |
| Colombia | 37,638 | 10,913 | 2,717 | 1,033 | 72.18 | 94.67 | 977 | 114 | 116.85 |
| Ecuador | 27,325 | 20,907 | 1,378 | 1,881 | 50.44 | 89.96 | 1,639 | 159 | 87.25 |
| Peru | 6,638 | 4,857 | 701 | 355 | 105.65 | 73.17 | 1,373 | 55 | 39.99 |
| Chile | 131,852 | 214,584 | 6,443 | 9,147 | 48.86 | 42.62 | 31,348 | 1,007 | 32.12 |
| Brazil | 53,473 | 30,948 | 2,432 | 1,526 | 45.47 | 49.30 | 359 | 54 | 150.29 |
| Argentina | 297,605 | 483,305 | 6,640 | 7,571 | 22.31 | 15.66 | 28,906 | 473 | 16.70 |
| W Europe | 168,955 | 300,141 | 19,167 | 31,684 | 113.44 | 105.56 | 27,311 | 2,495 | 91.34 |
| European Union | 76,406 | 146,220 | 6,908 | 10,897 | 90.42 | 75.20 | 17,592 | 1,562 | 88.78 |
| Netherlands | 11,717 | 46,205 | 561 | 2,747 | 47.85 | 58.44 | 9,099 | 533 | 58.60 |
| France | 9,069 | 16,855 | 425 | 990 | 46.82 | 58.73 | 74 | 12 | 157.70 |
| Germany | 41,864 | 60,201 | 4,894 | 5,778 | 116.90 | 95.98 | 6,541 | 904 | 138.24 |
| Italy | 3,670 | 19,807 | 533 | 942 | 145.35 | 47.56 | 988 | 31 | 31.02 |
| Other W Europe | 92,549 | 153,921 | 12,258 | 20,687 | 132.45 | 134.40 | 9,719 | 933 | 95.99 |
| Sweden | 11,274 | 14,323 | 2,755 | 2,073 | 244.33 | 144.70 | 1,644 | 131 | 79.81 |

See footnotes at end of table.

Appendix table B-3--U.S. agricultural imports: Quantity, value, and unit value by commodity and country, October-August 1992/93 and 1993/94, and August 1994--continued

| Commodity and country | October-August | | | | | | August 1994 | | |
|------------------------|----------------|-----------|--------------------|---------|-----------------|----------|-------------|--------------------|-----------------|
| | Quantity | | Value (1,000 dol.) | | Unit value (\$) | | Quantity | Value (1,000 dol.) | Unit value (\$) |
| | 1992/93 | 1993/94 | 1992/93 | 1993/94 | 1992/93 | 1993/94 | | | |
| Other fruit juice(HL): | | | | | | | | | |
| Finland | 5,750 | 5,713 | 1,191 | 890 | 207.20 | 155.74 | 0 | 0 | 0.00 |
| Austria | 65,918 | 130,773 | 6,630 | 16,592 | 100.58 | 126.87 | 7,992 | 789 | 98.75 |
| Switzerland | 9,602 | 3,101 | 1,681 | 1,129 | 175.02 | 363.82 | 72 | 8 | 108.19 |
| E Europe | 131,806 | 166,377 | 7,655 | 11,214 | 58.08 | 67.40 | 6,460 | 386 | 59.68 |
| Poland | 104,329 | 136,828 | 6,942 | 9,856 | 66.54 | 72.03 | 6,460 | 386 | 59.68 |
| Former Yugoslavia | 27,477 | 29,494 | 714 | 1,355 | 25.97 | 45.93 | 0 | 0 | .00 |
| Asia | 85,292 | 60,376 | 3,965 | 5,770 | 46.48 | 95.57 | 8,387 | 838 | 99.95 |
| W Asia (Mideast) | 13,802 | 13,037 | 569 | 920 | 41.22 | 70.60 | 2,940 | 210 | 71.38 |
| S Asia | 32,238 | 2,070 | 782 | 202 | 24.26 | 97.37 | 475 | 80 | 168.59 |
| Pakistan | 31,054 | 806 | 708 | 52 | 22.79 | 65.12 | 363 | 20 | 55.32 |
| Japan | 27,853 | 205 | 1,671 | 96 | 59.98 | 468.75 | 160 | 84 | 528.00 |
| Southeast Asia | 4,891 | 42,416 | 581 | 4,193 | 118.77 | 98.86 | 4,584 | 451 | 98.41 |
| Thailand | 4,306 | 40,411 | 489 | 3,966 | 112.15 | 98.15 | 4,405 | 411 | 93.34 |
| Oceania | 19,790 | 46,833 | 1,103 | 1,597 | 55.73 | 96.23 | 9,798 | 316 | 32.28 |
| Australia | 53 | 6,286 | 11 | 779 | 216.87 | 123.87 | 747 | 80 | 546.14 |
| New Zealand | 19,737 | 40,547 | 1,092 | 918 | 55.30 | 22.64 | 9,651 | 236 | 24.45 |
| Africa | 62,891 | 38,161 | 1,615 | 821 | 25.68 | 21.52 | 4,638 | 113 | 24.28 |
| Sub-Sahara | 60,619 | 35,902 | 1,359 | 641 | 22.42 | 17.84 | 4,241 | 76 | 17.96 |
| Rep S Africa | 60,311 | 35,327 | 1,355 | 613 | 22.46 | 17.36 | 4,241 | 76 | 17.96 |
| Developed countries | 326,578 | 394,591 | 27,954 | 35,257 | 85.60 | 89.35 | 42,234 | 3,032 | 71.79 |
| Developing countries | 793,192 | 1,025,219 | 32,734 | 41,135 | 41.27 | 40.12 | 82,043 | 3,304 | 40.28 |
| Nuts & preps(MT): | | | | | | | | | |
| World | 175,775 | 177,390 | 464,911 | 438,677 | 2,644.92 | 2,472.85 | 17,690 | 47,554 | 2,688.20 |
| Canada | 13,879 | 13,086 | 18,972 | 18,477 | 1,366.95 | 1,411.95 | 1,842 | 2,482 | 1,347.33 |
| Latin America | 75,476 | 61,333 | 211,035 | 140,556 | 2,796.06 | 2,291.68 | 4,678 | 11,827 | 2,528.21 |
| Mexico | 21,298 | 14,855 | 82,159 | 30,533 | 3,857.59 | 2,055.43 | 514 | 1,168 | 2,273.07 |
| Central America | 1,880 | 1,756 | 4,316 | 5,355 | 2,295.90 | 3,049.69 | 158 | 672 | 4,254.16 |
| Caribbean | 13,531 | 12,648 | 6,284 | 5,825 | 464.42 | 460.58 | 1,050 | 642 | 611.24 |
| Dominican Republic | 13,402 | 12,509 | 6,018 | 5,697 | 449.05 | 455.42 | 1,035 | 633 | 611.44 |
| S America | 38,767 | 32,074 | 118,276 | 98,842 | 3,050.95 | 3,081.68 | 2,956 | 9,345 | 3,161.25 |
| Bolivia | 2,934 | 2,850 | 4,634 | 5,671 | 1,579.28 | 1,888.88 | 504 | 1,052 | 2,087.51 |
| Brazil | 31,918 | 23,737 | 108,967 | 87,012 | 3,413.95 | 3,665.66 | 2,049 | 7,665 | 3,740.88 |
| W Europe | 3,662 | 4,728 | 10,459 | 11,482 | 2,856.03 | 2,428.44 | 78 | 373 | 4,783.52 |
| European Union | 3,621 | 4,674 | 10,246 | 11,271 | 2,829.66 | 2,411.41 | 74 | 360 | 4,866.30 |
| Italy | 2,901 | 2,992 | 7,702 | 7,728 | 2,655.04 | 2,583.00 | 4 | 24 | 5,910.00 |
| Asia | 76,726 | 93,693 | 196,676 | 246,627 | 2,563.26 | 2,632.29 | 10,449 | 29,393 | 2,813.03 |
| W Asia (Mideast) | 4,920 | 3,699 | 12,949 | 12,834 | 2,632.01 | 3,469.65 | 235 | 824 | 3,504.44 |
| Turkey | 4,680 | 3,354 | 12,442 | 12,218 | 2,658.61 | 3,642.83 | 188 | 755 | 4,014.90 |
| S Asia | 28,709 | 39,927 | 122,474 | 168,027 | 4,266.04 | 4,208.37 | 4,912 | 21,533 | 4,383.79 |
| India | 28,507 | 38,057 | 122,049 | 166,979 | 4,281.36 | 4,275.26 | 4,746 | 21,247 | 4,476.90 |
| China | 5,232 | 5,016 | 18,581 | 13,852 | 3,551.42 | 2,761.47 | 1,249 | 1,897 | 1,519.08 |
| Southeast Asia | 36,623 | 43,771 | 38,485 | 47,991 | 1,050.85 | 1,096.41 | 3,944 | 4,899 | 1,242.19 |
| Thailand | 2,322 | 3,885 | 2,642 | 4,525 | 1,137.51 | 1,164.63 | 260 | 306 | 1,176.74 |
| Indonesia | 557 | 1,188 | 2,580 | 5,363 | 4,632.15 | 4,514.37 | 152 | 708 | 4,658.78 |
| Philippines | 33,017 | 37,903 | 32,097 | 36,016 | 872.15 | 950.21 | 3,277 | 3,212 | 980.18 |
| Oceania | 1,737 | 1,150 | 13,240 | 7,459 | 7,622.15 | 6,486.19 | 104 | 903 | 6,685.81 |
| Australia | 1,734 | 1,100 | 13,231 | 7,379 | 7,630.53 | 6,707.75 | 104 | 903 | 6,685.81 |
| Africa | 4,259 | 3,400 | 14,486 | 14,076 | 3,401.29 | 4,140.07 | 539 | 2,576 | 4,778.74 |
| Sub-Sahara | 4,259 | 3,359 | 14,486 | 13,844 | 3,401.29 | 4,121.41 | 539 | 2,576 | 4,778.74 |
| Ivory Coast | 323 | 1,153 | 1,720 | 5,382 | 3,325.80 | 4,667.80 | 313 | 1,367 | 4,367.91 |
| Mozambique | 2,484 | 1,031 | 7,031 | 3,044 | 2,830.52 | 2,952.29 | 0 | 0 | .00 |
| Developed countries | 19,689 | 19,338 | 44,775 | 39,197 | 2,274.11 | 2,026.87 | 2,102 | 3,972 | 1,889.74 |
| Developing countries | 150,822 | 152,974 | 401,523 | 385,367 | 2,662.23 | 2,519.16 | 14,322 | 41,629 | 2,906.64 |
| Other countries | 5,264 | 5,078 | 18,613 | 14,113 | 3,535.95 | 2,779.19 | 1,266 | 1,953 | 2,542.79 |
| Brazil nuts(MT): | | | | | | | | | |
| World | 9,931 | 11,041 | 14,222 | 18,308 | 1,432.07 | 1,658.20 | 1,192 | 2,215 | 1,858.24 |
| Latin America | 9,903 | 10,900 | 14,183 | 17,787 | 1,432.18 | 1,631.86 | 1,176 | 2,185 | 1,858.30 |
| S America | 9,896 | 10,900 | 14,173 | 17,787 | 1,432.22 | 1,631.86 | 1,176 | 2,185 | 1,858.30 |
| Peru | 371 | 649 | 754 | 1,633 | 2,033.38 | 2,515.41 | 92 | 242 | 2,535.09 |
| Bolivia | 2,887 | 2,818 | 4,555 | 5,620 | 1,577.86 | 1,894.16 | 504 | 1,052 | 2,087.51 |
| Chile | 460 | 145 | 764 | 332 | 1,660.04 | 2,288.07 | 15 | 31 | 1,930.50 |
| Brazil | 6,162 | 7,240 | 8,076 | 10,112 | 1,310.61 | 1,396.74 | 564 | 860 | 1,524.72 |
| Asia | 26 | 96 | 35 | 384 | 1,361.96 | 3,995.20 | 16 | 30 | 1,853.69 |
| S Asia | 0 | 96 | 0 | 384 | .00 | 3,995.20 | 16 | 30 | 1,853.69 |
| India | 0 | 96 | 0 | 384 | .00 | 3,995.20 | 16 | 30 | 1,853.69 |
| Developing countries | 9,914 | 10,996 | 14,192 | 18,171 | 1,431.53 | 1,652.48 | 1,192 | 2,215 | 1,858.24 |
| Cashew nuts(MT): | | | | | | | | | |
| World | 58,187 | 59,726 | 235,365 | 260,125 | 4,044.97 | 4,355.30 | 6,628 | 29,952 | 4,519.06 |
| Latin America | 25,955 | 16,584 | 101,581 | 76,923 | 3,917.60 | 4,638.41 | 1,481 | 6,766 | 4,568.31 |
| S America | 25,729 | 16,441 | 100,862 | 76,221 | 3,920.17 | 4,636.01 | 1,474 | 6,725 | 4,562.55 |
| Brazil | 25,684 | 16,394 | 100,786 | 76,134 | 3,924.07 | 4,644.01 | 1,474 | 6,725 | 4,562.55 |
| Asia | 28,604 | 41,122 | 122,956 | 176,256 | 4,298.56 | 4,286.18 | 4,955 | 22,215 | 4,483.38 |
| S Asia | 27,784 | 38,863 | 119,335 | 166,347 | 4,295.08 | 4,280.36 | 4,730 | 21,218 | 4,485.77 |
| India | 27,784 | 38,850 | 119,335 | 166,274 | 4,295.08 | 4,279.89 | 4,730 | 21,218 | 4,485.77 |
| Southeast Asia | 584 | 1,439 | 2,750 | 6,556 | 4,708.33 | 4,555.81 | 181 | 617 | 4,512.87 |
| Indonesia | 521 | 1,157 | 2,514 | 5,327 | 4,826.16 | 4,603.75 | 147 | 699 | 4,511.76 |
| Africa | 3,527 | 1,744 | 10,229 | 5,897 | 2,900.30 | 3,381.49 | 177 | 902 | 5,097.89 |
| Sub-Sahara | 3,527 | 1,744 | 10,229 | 5,897 | 2,900.30 | 3,381.49 | 177 | 902 | 5,097.89 |
| Kenya | 751 | 697 | 2,271 | 2,788 | 3,023.90 | 4,000.22 | 177 | 902 | 5,097.89 |
| Mozambique | 2,484 | 1,031 | 7,031 | 3,044 | 2,830.52 | 2,952.29 | 0 | 0 | .00 |
| Developing countries | 57,845 | 58,957 | 234,044 | 257,141 | 4,046.06 | 4,361.50 | 6,566 | 29,694 | 4,522.35 |
| Chestnuts(MT): | | | | | | | | | |
| World | 3,601 | 3,286 | 8,913 | 8,192 | 2,475.26 | 2,462.88 | 7 | 33 | 4,780.86 |
| W Europe | 3,138 | 3,131 | 8,060 | 7,725 | 2,568.56 | 2,467.35 | 5 | 25 | 4,983.60 |
| European Union | 3,134 | 3,128 | 8,046 | 7,714 | 2,567.17 | 2,466.13 | 5 | 25 | 4,983.60 |

See footnotes at end of table.

Appendix table B-3--U.S. agricultural imports: Quantity, value, and unit value by commodity and country, October-August 1992/93 and 1993/94, and August 1994--continued

| Commodity and country | October-August | | | | | | August 1994 | | |
|----------------------------|----------------|---------|--------------------|---------|-----------------|----------|-------------|--------------------|-----------------|
| | Quantity | | Value (1,000 dol.) | | Unit value (\$) | | Quantity | Value (1,000 dol.) | Unit value (\$) |
| | 1992/93 | 1993/94 | 1992/93 | 1993/94 | 1992/93 | 1993/94 | | | |
| Chestnuts(MT): | | | | | | | | | |
| Netherlands | 15 | 59 | 15 | 110 | 1,029.00 | 1,864.19 | 0 | 0 | 0.00 |
| Spain, incl Canary Is | 199 | 103 | 425 | 165 | 2,133.91 | 1,603.15 | 0 | 0 | .00 |
| Portugal | 71 | 41 | 181 | 96 | 2,553.37 | 2,344.15 | 0 | 0 | .00 |
| Italy | 2,835 | 2,903 | 7,344 | 7,288 | 2,590.49 | 2,510.40 | 0 | 0 | .00 |
| Asia | 460 | 131 | 848 | 426 | 1,844.31 | 3,252.91 | 2 | 9 | 4,274.00 |
| China | 219 | 32 | 220 | 108 | 1,006.23 | 3,378.38 | 2 | 9 | 4,274.00 |
| Other East Asia | 212 | 89 | 588 | 303 | 2,774.01 | 3,404.75 | 0 | 0 | .00 |
| Korea, Rep of | 211 | 87 | 582 | 295 | 2,760.53 | 3,386.04 | 0 | 0 | .00 |
| Developed countries | 3,157 | 3,141 | 8,092 | 7,740 | 2,563.27 | 2,464.27 | 5 | 25 | 4,983.60 |
| Developing countries | 225 | 113 | 601 | 343 | 2,670.23 | 3,037.18 | 0 | 0 | .00 |
| Other countries | 219 | 32 | 220 | 108 | 1,006.23 | 3,378.38 | 2 | 9 | 4,274.00 |
| Coconut meat(MT): | | | | | | | | | |
| World | 44,727 | 53,225 | 41,722 | 48,122 | 932.80 | 904.13 | 4,687 | 4,437 | 946.59 |
| Canada | 621 | 433 | 1,068 | 688 | 1,719.41 | 1,588.17 | 58 | 85 | 1,459.55 |
| Latin America | 8,202 | 9,532 | 5,469 | 5,566 | 659.53 | 583.94 | 923 | 684 | 740.62 |
| Central America | 444 | 386 | 460 | 529 | 1,034.97 | 1,371.23 | 52 | 75 | 1,443.38 |
| Costa Rica | 428 | 386 | 453 | 529 | 1,058.53 | 1,371.23 | 52 | 75 | 1,443.38 |
| Caribbean | 7,780 | 9,058 | 4,957 | 4,971 | 637.16 | 548.75 | 870 | 605 | 694.96 |
| Dominican Republic | 7,744 | 8,993 | 4,940 | 4,910 | 637.89 | 546.02 | 855 | 596 | 696.66 |
| Asia | 35,770 | 42,993 | 35,112 | 41,609 | 981.61 | 967.80 | 3,706 | 3,668 | 989.87 |
| S Asia | 74 | 748 | 84 | 701 | 1,141.15 | 936.60 | 134 | 124 | 922.03 |
| Sri Lanka | 74 | 724 | 84 | 680 | 1,141.15 | 939.51 | 134 | 124 | 922.03 |
| Southeast Asia | 35,605 | 41,901 | 34,929 | 40,573 | 981.01 | 968.31 | 3,530 | 3,503 | 992.43 |
| Thailand | 2,281 | 3,804 | 2,581 | 4,396 | 1,131.43 | 1,155.59 | 254 | 293 | 1,153.44 |
| Philippines | 32,883 | 37,857 | 31,939 | 35,937 | 971.28 | 849.27 | 3,275 | 3,209 | 979.70 |
| Developed countries | 662 | 723 | 1,134 | 973 | 1,713.31 | 1,345.84 | 100 | 126 | 1,262.52 |
| Developing countries | 44,062 | 52,499 | 40,576 | 47,144 | 920.89 | 898.00 | 4,587 | 4,310 | 939.71 |
| World | 4,144 | 2,973 | 10,834 | 11,115 | 2,614.27 | 3,738.79 | 84 | 425 | 5,060.32 |
| W Europe | 59 | 141 | 245 | 705 | 4,154.25 | 5,001.76 | 4 | 26 | 6,525.25 |
| European Union | 56 | 132 | 232 | 674 | 4,136.14 | 5,108.57 | 3 | 24 | 8,107.67 |
| United Kingdom | 0 | 40 | 0 | 203 | .00 | 5,085.15 | 0 | 0 | .00 |
| Italy | 16 | 49 | 84 | 257 | 5,231.50 | 5,253.39 | 2 | 15 | 7,554.50 |
| Asia | 4,077 | 2,777 | 10,576 | 10,358 | 2,594.11 | 3,729.80 | 80 | 399 | 4,987.07 |
| W Asia (Mideast) | 4,077 | 2,777 | 10,576 | 10,358 | 2,594.11 | 3,729.80 | 80 | 399 | 4,987.07 |
| Turkey | 4,077 | 2,777 | 10,576 | 10,358 | 2,594.11 | 3,729.80 | 80 | 399 | 4,987.07 |
| Developed countries | 67 | 196 | 257 | 758 | 3,840.75 | 3,866.14 | 4 | 26 | 6,525.25 |
| Developing countries | 4,077 | 2,777 | 10,576 | 10,358 | 2,594.11 | 3,729.80 | 80 | 399 | 4,987.07 |
| Macademia nuts(MT): | | | | | | | | | |
| World | 1,830 | 1,623 | 13,667 | 12,647 | 7,468.17 | 7,792.27 | 211 | 1,774 | 8,408.12 |
| Latin America | 385 | 573 | 2,934 | 4,504 | 7,620.39 | 7,859.59 | 76 | 623 | 8,203.34 |
| Central America | 380 | 477 | 2,897 | 3,768 | 7,624.90 | 7,899.97 | 65 | 544 | 8,362.06 |
| Guatemala | 206 | 321 | 1,515 | 2,409 | 7,354.29 | 7,504.52 | 46 | 378 | 8,226.96 |
| Costa Rica | 174 | 156 | 1,382 | 1,359 | 7,945.29 | 8,713.67 | 19 | 165 | 8,689.16 |
| S America | 5 | 96 | 36 | 735 | 7,277.00 | 7,658.98 | 11 | 80 | 7,265.45 |
| Brazil | 5 | 96 | 36 | 735 | 7,277.00 | 7,658.98 | 11 | 80 | 7,265.45 |
| Oceania | 1,038 | 690 | 8,159 | 5,887 | 7,860.27 | 8,531.38 | 93 | 857 | 9,215.16 |
| Australia | 1,038 | 690 | 8,159 | 5,887 | 7,860.27 | 8,531.38 | 93 | 857 | 9,215.16 |
| Africa | 388 | 346 | 2,448 | 2,182 | 6,310.18 | 6,306.67 | 42 | 294 | 6,991.64 |
| Sub-Sahara | 388 | 346 | 2,448 | 2,182 | 6,310.18 | 6,306.67 | 42 | 294 | 6,991.64 |
| Kenya | 51 | 106 | 385 | 709 | 7,552.61 | 6,628.73 | 25 | 161 | 6,444.52 |
| Rep S Africa | 224 | 169 | 1,324 | 959 | 5,912.80 | 5,676.06 | 17 | 133 | 7,786.23 |
| Malawi | 96 | 71 | 623 | 520 | 6,487.49 | 7,326.87 | 0 | 0 | .00 |
| Developed countries | 1,262 | 860 | 9,483 | 6,856 | 7,514.60 | 7,971.87 | 110 | 890 | 8,995.87 |
| Developing countries | 558 | 751 | 4,110 | 5,728 | 7,365.32 | 7,626.86 | 101 | 785 | 7,767.99 |
| Pecans(MT): | | | | | | | | | |
| World | 19,602 | 12,666 | 85,821 | 80,617 | 4,378.17 | 2,417.28 | 272 | 1,106 | 4,067.62 |
| Latin America | 18,880 | 12,199 | 80,600 | 28,921 | 4,269.05 | 2,370.79 | 261 | 1,060 | 4,061.60 |
| Mexico | 18,880 | 12,199 | 80,600 | 28,921 | 4,269.05 | 2,370.79 | 261 | 1,060 | 4,061.60 |
| Oceania | 696 | 399 | 5,072 | 1,473 | 7,287.89 | 3,691.64 | 11 | 46 | 4,210.36 |
| Australia | 696 | 399 | 5,072 | 1,473 | 7,287.89 | 3,691.64 | 11 | 46 | 4,210.36 |
| Developed countries | 706 | 467 | 5,148 | 1,696 | 7,292.30 | 3,631.64 | 11 | 46 | 4,210.36 |
| Developing countries | 18,881 | 12,199 | 80,603 | 28,921 | 4,268.99 | 2,370.79 | 261 | 1,060 | 4,061.60 |
| Pistachio nuts(MT): | | | | | | | | | |
| World | 392 | 525 | 1,134 | 1,556 | 2,894.04 | 2,863.26 | 112 | 423 | 3,778.06 |
| W Europe | 10 | 1 | 67 | 5 | 6,680.40 | 5,360.00 | 0 | 0 | .00 |
| European Union | 10 | 1 | 67 | 5 | 6,680.40 | 5,360.00 | 0 | 0 | .00 |
| Belgium and Luxembourg | 10 | 0 | 58 | 0 | 5,800.00 | .00 | 0 | 0 | .00 |
| Asia | 382 | 524 | 1,068 | 1,550 | 2,794.93 | 2,958.68 | 112 | 423 | 3,778.06 |
| W Asia (Mideast) | 336 | 411 | 971 | 1,213 | 2,888.61 | 2,952.24 | 87 | 250 | 2,874.25 |
| Turkey | 330 | 409 | 959 | 1,200 | 2,905.54 | 2,977.95 | 87 | 250 | 2,874.25 |
| Lebanon | 6 | 8 | 12 | 14 | 1,957.33 | 1,687.50 | 0 | 0 | .00 |
| S Asia | 2 | 18 | 4 | 163 | 2,053.50 | 9,041.50 | 15 | 148 | 9,864.67 |
| Afghanistan | 2 | 17 | 4 | 155 | 2,053.50 | 9,118.23 | 15 | 148 | 9,864.67 |
| China | 0 | 10 | 0 | 25 | .00 | 2,511.30 | 10 | 25 | 2,511.30 |
| Other East Asia | 44 | 85 | 93 | 149 | 2,113.23 | 1,754.33 | 0 | 0 | .00 |
| Korea, Rep of | 4 | 0 | 12 | 0 | 3,025.00 | .00 | 0 | 0 | .00 |
| Hong Kong | 40 | 85 | 81 | 149 | 2,022.05 | 1,754.33 | 0 | 0 | .00 |
| Developed countries | 10 | 1 | 67 | 5 | 6,680.40 | 5,360.00 | 0 | 0 | .00 |
| Developing countries | 382 | 514 | 1,068 | 1,525 | 2,794.93 | 2,967.39 | 102 | 398 | 3,802.25 |
| Other countries | 0 | 10 | 0 | 25 | .00 | 2,511.30 | 10 | 25 | 2,511.30 |
| Other nuts(MT): | | | | | | | | | |
| World | 33,361 | 32,325 | 53,234 | 47,994 | 1,595.70 | 1,484.74 | 4,497 | 7,188 | 1,598.42 |
| Canada | 13,220 | 12,563 | 17,772 | 17,611 | 1,344.32 | 1,401.78 | 1,784 | 2,387 | 1,343.68 |
| Latin America | 12,058 | 11,545 | 6,164 | 6,854 | 511.20 | 593.69 | 761 | 509 | 668.63 |

See footnotes at end of table.

Appendix table B-3--U.S. agricultural imports: Quantity, value, and unit value by commodity and country, October-August 1992/93 and 1993/94, and August 1994--continued

| Commodity and country | October-August | | | | | | August 1994 | | |
|-------------------------------------|----------------|-----------|--------------------|-----------|-----------------|----------|-------------|--------------------|-----------------|
| | Quantity | | Value (1,000 dol.) | | Unit value (\$) | | Quantity | Value (1,000 dol.) | Unit value (\$) |
| | 1992/93 | 1993/94 | 1992/93 | 1993/94 | 1992/93 | 1993/94 | | | |
| Other nuts(MT): | | | | | | | | | |
| Mexico | 2,376 | 2,577 | 1,540 | 1,589 | 648.14 | 616.70 | 253 | 108 | 427.88 |
| Caribbean | 5,682 | 3,585 | 1,083 | 829 | 190.68 | 231.18 | 180 | 37 | 206.64 |
| Dominican Republic | 5,651 | 3,516 | 1,069 | 786 | 189.12 | 223.68 | 180 | 37 | 206.64 |
| S America | 3,108 | 4,628 | 3,167 | 4,055 | 1,018.83 | 876.24 | 284 | 350 | 1,181.32 |
| Venezuela | 0 | 1,963 | 0 | 906 | .00 | 461.45 | 0 | 0 | .00 |
| Argentina | 2,946 | 2,620 | 3,002 | 3,090 | 1,018.98 | 1,179.33 | 282 | 337 | 1,194.72 |
| W Europe | 341 | 948 | 1,639 | 1,813 | 4,806.07 | 1,912.94 | 54 | 253 | 4,682.80 |
| European Union | 338 | 921 | 1,627 | 1,725 | 4,813.23 | 1,873.49 | 51 | 242 | 4,738.04 |
| Asia | 7,372 | 6,036 | 25,882 | 15,978 | 3,510.82 | 2,647.05 | 1,578 | 2,649 | 1,679.02 |
| W Asia (Mideast) | 492 | 510 | 1,346 | 1,251 | 2,735.40 | 2,472.74 | 68 | 175 | 2,565.44 |
| Turkey | 258 | 174 | 850 | 661 | 3,296.01 | 3,796.04 | 21 | 106 | 5,036.80 |
| S Asia | 849 | 202 | 3,046 | 433 | 3,588.26 | 2,144.15 | 17 | 14 | 840.94 |
| India | 723 | 87 | 2,714 | 301 | 3,754.27 | 3,463.25 | 0 | 0 | .00 |
| China | 4,841 | 4,540 | 17,738 | 12,039 | 3,664.17 | 2,651.72 | 1,207 | 1,730 | 1,433.41 |
| Southeast Asia | 406 | 430 | 771 | 861 | 1,898.49 | 2,001.57 | 233 | 579 | 2,485.28 |
| Singapore | 216 | 275 | 526 | 623 | 2,435.66 | 2,264.13 | 220 | 553 | 2,513.34 |
| Other East Asia | 752 | 323 | 2,765 | 1,166 | 3,676.88 | 3,609.64 | 52 | 141 | 2,703.69 |
| Hong Kong | 682 | 258 | 2,494 | 965 | 3,656.51 | 3,741.71 | 38 | 109 | 2,857.95 |
| Africa | 334 | 1,219 | 1,732 | 5,736 | 5,186.82 | 4,705.28 | 320 | 1,380 | 4,311.76 |
| Sub-Sahara | 334 | 1,178 | 1,732 | 5,503 | 5,186.82 | 4,671.75 | 320 | 1,380 | 4,311.76 |
| Ivory Coast | 323 | 1,153 | 1,720 | 5,382 | 5,325.80 | 4,667.80 | 313 | 1,367 | 4,367.91 |
| Developed countries | 13,610 | 13,613 | 19,711 | 19,919 | 1,448.27 | 1,448.21 | 1,857 | 2,690 | 1,448.51 |
| Developing countries | 14,878 | 14,168 | 15,753 | 16,035 | 1,058.81 | 1,131.81 | 1,433 | 2,768 | 1,931.66 |
| Other countries | 4,873 | 4,544 | 17,770 | 12,040 | 3,646.72 | 2,649.68 | 1,207 | 1,730 | 1,433.41 |
| Vegetables & preps(MT): | | | | | | | | | |
| World | -- | -- | 2,291,260 | 2,480,172 | (1) | (1) | -- | 173,012 | (1) |
| Canada | -- | -- | 258,341 | 297,255 | (1) | (1) | -- | 25,649 | (1) |
| Latin America | -- | -- | 1,191,319 | 1,243,773 | (1) | (1) | -- | 60,163 | (1) |
| Mexico | -- | -- | 1,024,015 | 1,040,680 | (1) | (1) | -- | 41,526 | (1) |
| Central America | -- | -- | 71,063 | 84,767 | (1) | (1) | -- | 8,728 | (1) |
| Guatemala | -- | -- | 34,847 | 38,877 | (1) | (1) | -- | 4,792 | (1) |
| Costa Rica | -- | -- | 28,823 | 36,657 | (1) | (1) | -- | 2,915 | (1) |
| Caribbean | -- | -- | 28,174 | 30,296 | (1) | (1) | -- | 2,218 | (1) |
| S America | -- | -- | 68,066 | 88,031 | (1) | (1) | -- | 7,689 | (1) |
| Chile | -- | -- | 27,814 | 38,956 | (1) | (1) | -- | 3,086 | (1) |
| W Europe | -- | -- | 400,061 | 464,582 | (1) | (1) | -- | 43,182 | (1) |
| European Union | -- | -- | 386,049 | 450,128 | (1) | (1) | -- | 41,746 | (1) |
| Netherlands | -- | -- | 55,216 | 77,787 | (1) | (1) | -- | 8,918 | (1) |
| France | -- | -- | 34,584 | 41,605 | (1) | (1) | -- | 3,683 | (1) |
| Germany | -- | -- | 31,327 | 40,283 | (1) | (1) | -- | 1,690 | (1) |
| Spain, incl Canary Is | -- | -- | 168,828 | 195,071 | (1) | (1) | -- | 18,694 | (1) |
| Italy | -- | -- | 31,391 | 36,007 | (1) | (1) | -- | 4,136 | (1) |
| Asia | -- | -- | 403,362 | 429,045 | (1) | (1) | -- | 41,006 | (1) |
| W Asia (Mideast) | -- | -- | 25,119 | 26,983 | (1) | (1) | -- | 2,291 | (1) |
| Japan | -- | -- | 61,774 | 67,015 | (1) | (1) | -- | 6,012 | (1) |
| China | -- | -- | 87,723 | 108,099 | (1) | (1) | -- | 9,112 | (1) |
| Southeast Asia | -- | -- | 112,046 | 96,387 | (1) | (1) | -- | 10,892 | (1) |
| Thailand | -- | -- | 66,333 | 59,268 | (1) | (1) | -- | 6,012 | (1) |
| Indonesia | -- | -- | 34,060 | 24,051 | (1) | (1) | -- | 3,513 | (1) |
| Other East Asia | -- | -- | 107,786 | 117,950 | (1) | (1) | -- | 11,529 | (1) |
| Hong Kong | -- | -- | 53,703 | 65,516 | (1) | (1) | -- | 6,009 | (1) |
| Taiwan | -- | -- | 38,487 | 36,657 | (1) | (1) | -- | 3,898 | (1) |
| Developed countries | -- | -- | 742,945 | 858,725 | (1) | (1) | -- | 76,647 | (1) |
| Developing countries | -- | -- | 1,460,574 | 1,513,255 | (1) | (1) | -- | 87,225 | (1) |
| Other countries | -- | -- | 87,741 | 108,182 | (1) | (1) | -- | 9,139 | (1) |
| Vegetables - fr or froz(MT): | | | | | | | | | |
| World | 2,014,179 | 2,086,874 | 1,256,105 | 1,335,499 | 623.63 | 639.95 | 100,901 | 68,816 | 682.01 |
| Canada | 447,616 | 462,200 | 165,374 | 189,041 | 369.45 | 409.00 | 36,283 | 17,364 | 478.56 |
| Latin America | 1,492,107 | 1,528,549 | 991,127 | 1,027,686 | 664.25 | 672.33 | 57,899 | 41,075 | 709.43 |
| Mexico | 1,336,760 | 1,344,335 | 905,639 | 918,799 | 677.49 | 683.46 | 44,529 | 31,725 | 712.49 |
| Central America | 107,199 | 115,434 | 55,420 | 66,926 | 516.98 | 578.77 | 9,919 | 6,627 | 668.13 |
| Guatemala | 44,184 | 52,038 | 32,128 | 36,314 | 727.14 | 697.83 | 5,992 | 4,298 | 717.25 |
| Costa Rica | 41,174 | 38,112 | 17,522 | 22,805 | 425.55 | 598.37 | 2,554 | 1,529 | 598.58 |
| Caribbean | 30,788 | 25,486 | 14,535 | 14,522 | 472.11 | 569.82 | 2,393 | 1,267 | 529.30 |
| S America | 17,360 | 43,294 | 15,532 | 27,438 | 894.72 | 633.77 | 1,058 | 1,455 | 1,375.37 |
| W Europe | 37,905 | 40,951 | 66,670 | 76,074 | 1,756.24 | 1,857.68 | 4,532 | 8,069 | 1,780.45 |
| European Union | 37,830 | 40,878 | 66,422 | 75,960 | 1,755.80 | 1,858.21 | 4,532 | 8,067 | 1,780.05 |
| Netherlands | 23,807 | 24,410 | 43,316 | 49,965 | 1,819.48 | 2,046.92 | 3,460 | 6,013 | 1,737.89 |
| Belgium and Luxembourg | 7,383 | 8,228 | 12,940 | 14,327 | 1,752.66 | 1,741.22 | 470 | 1,136 | 2,416.54 |
| Asia | 30,549 | 41,521 | 29,611 | 35,881 | 969.31 | 864.15 | 2,075 | 2,205 | 1,062.78 |
| China | 21,496 | 31,501 | 19,703 | 25,666 | 916.59 | 814.76 | 1,669 | 1,624 | 973.09 |
| Developed countries | 492,781 | 518,615 | 237,502 | 275,366 | 481.86 | 530.86 | 40,825 | 25,682 | 627.54 |
| Developing countries | 1,499,902 | 1,536,726 | 998,900 | 1,034,434 | 665.98 | 673.14 | 58,291 | 41,488 | 711.74 |
| Other countries | 21,496 | 31,533 | 19,703 | 25,699 | 916.59 | 814.88 | 1,685 | 1,645 | 976.52 |
| Tomatoes(MT): | | | | | | | | | |
| World | 365,238 | 391,122 | 296,938 | 319,263 | 813.00 | 816.27 | 21,170 | 18,015 | 850.88 |
| Canada | 4,478 | 6,655 | 6,001 | 8,854 | 1,340.10 | 1,330.49 | 1,217 | 1,507 | 1,238.19 |
| Latin America | 351,876 | 371,964 | 280,442 | 293,890 | 797.13 | 790.10 | 18,878 | 14,990 | 794.03 |
| Mexico | 350,519 | 371,843 | 279,937 | 293,871 | 798.64 | 790.10 | 18,879 | 14,990 | 794.03 |
| W Europe | 7,294 | 9,605 | 9,809 | 15,205 | 1,344.86 | 1,583.05 | 1,065 | 1,514 | 1,421.38 |
| European Union | 7,294 | 9,605 | 9,809 | 15,205 | 1,344.86 | 1,583.05 | 1,065 | 1,514 | 1,421.38 |
| Netherlands | 5,664 | 6,460 | 7,242 | 9,872 | 1,278.67 | 1,528.16 | 804 | 1,233 | 1,364.23 |
| Belgium and Luxembourg | 1,602 | 3,117 | 2,512 | 5,281 | 1,568.14 | 1,694.11 | 161 | 281 | 1,742.32 |
| Developed countries | 13,422 | 19,158 | 16,496 | 25,373 | 1,228.00 | 1,324.43 | 2,282 | 3,026 | 1,320.07 |
| Developing countries | 351,816 | 371,964 | 280,442 | 293,890 | 797.13 | 790.10 | 18,878 | 14,990 | 794.03 |

See footnotes at end of table.

Appendix table B-3--U.S. agricultural imports: Quantity, value, and unit value by commodity and country, October-August 1992/93 and 1993/94, and August 1994--continued

| Commodity and country | October-August | | | | | | August 1994 | | |
|---|----------------|---------|--------------------|---------|-----------------|----------|-------------|--------------------|-----------------|
| | Quantity | | Value (1,000 dol.) | | Unit value (\$) | | Quantity | Value (1,000 dol.) | Unit value (\$) |
| | 1992/93 | 1993/94 | 1992/93 | 1993/94 | 1992/93 | 1993/94 | | | |
| Asparagus, fresh or frozen(MT): | | | | | | | | | |
| World | 29,456 | 26,038 | 40,276 | 39,665 | 1,367.32 | 1,523.35 | 2,320 | 3,017 | 1,300.54 |
| Canada | 726 | 13 | 1,854 | 26 | 2,554.39 | 2,034.08 | 0 | 0 | .00 |
| Latin America | 28,262 | 25,806 | 37,866 | 39,374 | 1,339.80 | 1,525.79 | 2,320 | 3,017 | 1,300.54 |
| Mexico | 22,455 | 17,918 | 31,461 | 28,786 | 1,401.09 | 1,606.56 | 1,515 | 1,783 | 1,176.96 |
| Central America | 444 | 502 | 408 | 511 | 919.72 | 1,017.93 | 236 | 204 | 865.25 |
| S America | 5,301 | 7,386 | 5,896 | 10,077 | 1,112.18 | 1,364.35 | 569 | 1,030 | 1,810.12 |
| Peru | 3,768 | 5,196 | 3,951 | 7,693 | 1,048.52 | 1,480.51 | 501 | 882 | 1,760.99 |
| Chile | 1,081 | 1,688 | 1,257 | 1,611 | 1,162.53 | 954.12 | 0 | 0 | .00 |
| Oceania | 447 | 90 | 485 | 117 | 1,085.75 | 1,304.73 | 0 | 0 | .00 |
| New Zealand | 444 | 90 | 479 | 117 | 1,078.04 | 1,304.73 | 0 | 0 | .00 |
| Developed countries | 1,174 | 132 | 2,347 | 202 | 1,999.35 | 1,533.41 | 0 | 0 | .00 |
| Developing countries | 28,282 | 25,807 | 37,929 | 39,378 | 1,341.09 | 1,525.86 | 2,320 | 3,017 | 1,300.54 |
| Beans, fresh or frozen(MT): | | | | | | | | | |
| World | 17,349 | 17,086 | 10,299 | 19,314 | 1,112.38 | 1,130.42 | 873 | 700 | 801.53 |
| Canada | 4,317 | 4,442 | 2,967 | 2,891 | 687.17 | 650.89 | 707 | 455 | 644.10 |
| Latin America | 12,156 | 11,085 | 14,965 | 14,229 | 1,231.05 | 1,285.91 | 86 | 93 | 1,077.25 |
| Mexico | 11,495 | 9,950 | 14,274 | 13,150 | 1,241.75 | 1,321.60 | 26 | 38 | 1,451.04 |
| Central America | 562 | 1,045 | 581 | 996 | 1,033.48 | 953.22 | 60 | 55 | 915.28 |
| Guatemala | 446 | 391 | 475 | 428 | 1,055.32 | 1,093.87 | 8 | 9 | 1,096.88 |
| El Salvador | 116 | 644 | 106 | 556 | 911.03 | 863.61 | 52 | 46 | 887.35 |
| W Europe | 152 | 523 | 252 | 637 | 1,656.93 | 1,218.89 | 14 | 19 | 1,381.07 |
| European Union | 152 | 523 | 252 | 637 | 1,656.93 | 1,218.89 | 14 | 19 | 1,381.07 |
| France | 66 | 279 | 128 | 430 | 1,946.76 | 1,540.18 | 6 | 9 | 1,519.83 |
| Asia | 593 | 812 | 1,027 | 1,423 | 1,731.88 | 1,752.87 | 66 | 132 | 2,005.76 |
| China | 164 | 226 | 224 | 304 | 1,365.47 | 1,346.99 | 22 | 36 | 1,642.45 |
| Other East Asia | 341 | 523 | 605 | 914 | 1,773.18 | 1,748.38 | 41 | 75 | 1,833.32 |
| Taiwan | 285 | 452 | 508 | 805 | 1,783.95 | 1,781.37 | 30 | 54 | 1,788.17 |
| Developed countries | 4,496 | 5,009 | 3,366 | 3,706 | 748.59 | 739.91 | 724 | 486 | 684.80 |
| Developing countries | 12,689 | 11,851 | 15,709 | 15,304 | 1,238.01 | 1,291.35 | 127 | 168 | 1,321.34 |
| Other countries | 164 | 226 | 224 | 304 | 1,365.47 | 1,346.99 | 22 | 36 | 1,642.45 |
| Cabbage(MT): | | | | | | | | | |
| World | 24,040 | 15,282 | 5,847 | 3,425 | 243.22 | 224.14 | 2,087 | 553 | 265.09 |
| Canada | 15,561 | 10,063 | 3,864 | 2,460 | 248.30 | 244.45 | 1,670 | 435 | 260.58 |
| Latin America | 7,799 | 5,079 | 1,620 | 925 | 207.69 | 182.19 | 417 | 118 | 283.19 |
| Mexico | 7,648 | 5,029 | 1,448 | 879 | 189.31 | 174.88 | 417 | 118 | 283.19 |
| S America | 91 | 48 | 132 | 44 | 1,450.97 | 922.56 | 0 | 0 | .00 |
| Chile | 75 | 48 | 130 | 44 | 1,728.31 | 922.56 | 0 | 0 | .00 |
| W Europe | 675 | 140 | 360 | 40 | 533.25 | 286.26 | 0 | 0 | .00 |
| European Union | 675 | 140 | 360 | 40 | 533.25 | 286.26 | 0 | 0 | .00 |
| Netherlands | 673 | 140 | 356 | 40 | 529.12 | 286.26 | 0 | 0 | .00 |
| Developed countries | 16,236 | 10,203 | 4,224 | 2,500 | 260.15 | 245.02 | 1,670 | 435 | 260.58 |
| Developing countries | 7,799 | 5,079 | 1,620 | 925 | 207.69 | 182.19 | 417 | 118 | 283.19 |
| Carrots, fresh or frozen(MT): | | | | | | | | | |
| World | 47,475 | 54,498 | 14,844 | 15,004 | 312.66 | 275.32 | 3,766 | 1,327 | 352.42 |
| Canada | 33,822 | 41,430 | 8,956 | 10,723 | 264.80 | 258.81 | 3,628 | 1,269 | 349.81 |
| Latin America | 10,271 | 11,452 | 3,114 | 2,935 | 303.19 | 256.28 | 104 | 30 | 287.15 |
| Mexico | 10,257 | 11,442 | 3,102 | 2,926 | 302.39 | 255.75 | 104 | 30 | 287.15 |
| W Europe | 1,444 | 405 | 1,056 | 238 | 731.27 | 586.80 | 0 | 0 | .00 |
| European Union | 1,442 | 404 | 1,051 | 235 | 728.91 | 581.62 | 0 | 0 | .00 |
| Belgium and Luxembourg | 1,397 | 391 | 1,025 | 222 | 733.75 | 566.90 | 0 | 0 | .00 |
| Asia | 1,938 | 1,211 | 1,718 | 1,109 | 886.23 | 915.82 | 34 | 28 | 830.35 |
| W Asia (Mideast) | 1,938 | 1,211 | 1,718 | 1,109 | 886.23 | 915.82 | 34 | 28 | 830.35 |
| Israel, inc Gaza | 1,938 | 1,211 | 1,718 | 1,109 | 886.23 | 915.82 | 34 | 28 | 830.35 |
| Developed countries | 37,204 | 43,046 | 11,730 | 12,069 | 315.28 | 280.38 | 3,662 | 1,297 | 354.27 |
| Developing countries | 10,271 | 11,452 | 3,114 | 2,935 | 303.19 | 256.28 | 104 | 30 | 287.15 |
| Cauliflower & broccoli, fr/fz(MT): | | | | | | | | | |
| World | 194,994 | 158,420 | 126,333 | 107,405 | 647.88 | 677.97 | 11,508 | 7,426 | 645.27 |
| Canada | 2,243 | 2,338 | 863 | 1,092 | 384.61 | 371.62 | 1,113 | 400 | 359.71 |
| Latin America | 192,069 | 154,222 | 125,044 | 105,856 | 651.04 | 686.39 | 10,361 | 7,007 | 676.31 |
| Mexico | 177,385 | 138,510 | 114,901 | 95,324 | 647.75 | 688.21 | 7,184 | 4,652 | 647.60 |
| Central America | 14,668 | 15,600 | 10,134 | 10,423 | 690.88 | 668.12 | 3,177 | 2,355 | 741.22 |
| Guatemala | 14,659 | 15,575 | 10,127 | 10,406 | 690.83 | 668.11 | 3,177 | 2,355 | 741.22 |
| Developed countries | 2,913 | 3,900 | 1,274 | 1,408 | 437.28 | 361.02 | 1,147 | 419 | 364.87 |
| Developing countries | 192,081 | 154,520 | 125,059 | 105,997 | 651.08 | 686.97 | 10,361 | 7,007 | 676.31 |
| Celery, fresh(MT): | | | | | | | | | |
| World | 14,230 | 10,715 | 5,383 | 3,034 | 378.32 | 283.11 | 1,890 | 564 | 298.55 |
| Canada | 2,086 | 2,463 | 554 | 772 | 265.54 | 313.50 | 1,890 | 564 | 298.55 |
| Latin America | 12,125 | 8,192 | 4,812 | 2,237 | 396.89 | 273.08 | 0 | 0 | .00 |
| Mexico | 11,584 | 8,192 | 4,720 | 2,237 | 407.49 | 273.08 | 0 | 0 | .00 |
| Central America | 534 | 0 | 89 | 0 | 166.72 | .00 | 0 | 0 | .00 |
| Guatemala | 533 | 0 | 88 | 0 | 164.67 | .00 | 0 | 0 | .00 |
| Developed countries | 2,105 | 2,463 | 571 | 778 | 271.35 | 315.82 | 1,890 | 564 | 298.55 |
| Developing countries | 12,125 | 8,252 | 4,812 | 2,256 | 396.89 | 273.35 | 0 | 0 | .00 |
| Cucumbers(MT): | | | | | | | | | |
| World | 237,700 | 248,205 | 84,351 | 105,348 | 354.86 | 424.44 | 5,638 | 2,632 | 466.80 |
| Canada | 3,340 | 3,358 | 3,354 | 3,033 | 1,004.19 | 903.00 | 931 | 629 | 675.46 |
| Latin America | 233,855 | 244,072 | 80,455 | 101,296 | 344.04 | 415.02 | 4,689 | 1,971 | 420.26 |
| Mexico | 212,830 | 228,707 | 76,252 | 98,409 | 358.28 | 430.28 | 4,683 | 1,860 | 418.43 |
| Central America | 14,317 | 11,885 | 3,023 | 2,307 | 211.12 | 192.47 | 0 | 0 | .00 |
| Honduras | 14,170 | 11,760 | 2,981 | 2,258 | 210.34 | 192.01 | 0 | 0 | .00 |
| Caribbean | 6,704 | 3,380 | 1,178 | 581 | 175.64 | 171.76 | 6 | 11 | 1,847.00 |
| Bahamas | 6,665 | 3,322 | 1,085 | 473 | 162.73 | 142.24 | 0 | 0 | .00 |
| Developed countries | 3,845 | 4,133 | 3,896 | 4,052 | 1,013.16 | 980.36 | 949 | 661 | 696.75 |
| Developing countries | 233,855 | 244,072 | 80,455 | 101,296 | 344.04 | 415.02 | 4,689 | 1,971 | 420.26 |

See footnotes at end of table.

Appendix table B-3--U.S. agricultural imports: Quantity, value, and unit value by commodity and country, October-August 1992/93 and 1993/94, and August 1994--continued

| Commodity and country | October-August | | | | | | August 1994 | | |
|-----------------------------------|----------------|---------|--------------------|---------|-----------------|----------|-------------|--------------------|-----------------|
| | Quantity | | Value (1,000 dol.) | | Unit value (\$) | | Quantity | Value (1,000 dol.) | Unit value (\$) |
| | 1992/93 | 1993/94 | 1992/93 | 1993/94 | 1992/93 | 1993/94 | | | |
| Eggplant(MT): | | | | | | | | | |
| World | 19,564 | 19,260 | 11,707 | 17,698 | 598.42 | 918.90 | 8 | 7 | 895.88 |
| Latin America | 18,552 | 18,247 | 11,687 | 17,672 | 597.75 | 918.15 | 5 | 3 | 547.40 |
| Mexico | 19,326 | 19,019 | 11,605 | 17,578 | 600.51 | 924.25 | 5 | 3 | 547.40 |
| Developing countries | 19,557 | 19,254 | 11,696 | 17,684 | 598.07 | 918.46 | 5 | 3 | 547.40 |
| Endive, fresh(MT): | | | | | | | | | |
| World | 2,257 | 2,068 | 5,693 | 4,699 | 2,522.48 | 2,272.12 | 170 | 604 | 3,554.02 |
| Canada | 51 | 21 | 62 | 27 | 1,210.18 | 1,269.09 | 0 | 0 | .00 |
| Latin America | 178 | 133 | 501 | 457 | 2,812.06 | 3,436.01 | 6 | 26 | 4,412.00 |
| Mexico | 95 | 110 | 403 | 427 | 4,237.01 | 3,881.30 | 6 | 26 | 4,412.00 |
| S America | 83 | 23 | 98 | 30 | 1,181.08 | 1,306.39 | 0 | 0 | .00 |
| Chile | 83 | 23 | 88 | 30 | 1,181.08 | 1,306.39 | 0 | 0 | .00 |
| W Europe | 2,016 | 1,914 | 5,123 | 4,215 | 2,541.22 | 2,202.25 | 164 | 578 | 3,522.63 |
| European Union | 2,016 | 1,914 | 5,123 | 4,215 | 2,541.22 | 2,202.25 | 164 | 578 | 3,522.63 |
| Netherlands | 166 | 97 | 372 | 212 | 2,240.99 | 2,181.72 | 15 | 51 | 3,418.07 |
| Belgium and Luxembourg | 1,445 | 1,530 | 3,986 | 3,505 | 2,758.34 | 2,290.88 | 123 | 449 | 3,646.82 |
| Italy | 405 | 278 | 765 | 481 | 1,889.61 | 1,730.99 | 26 | 78 | 2,995.42 |
| Developed countries | 2,067 | 1,935 | 5,185 | 4,242 | 2,508.38 | 2,192.12 | 164 | 578 | 3,522.63 |
| Developing countries | 190 | 133 | 508 | 457 | 2,675.89 | 3,436.01 | 6 | 26 | 4,412.00 |
| Garlic(MT): | | | | | | | | | |
| World | 23,625 | 30,607 | 20,623 | 24,300 | 872.93 | 793.93 | 395 | 366 | 932.26 |
| Latin America | 13,742 | 13,473 | 15,100 | 14,471 | 1,098.82 | 1,074.09 | 34 | 123 | 3,627.44 |
| Mexico | 10,462 | 10,274 | 10,933 | 10,327 | 1,045.06 | 1,005.17 | 34 | 123 | 3,627.44 |
| S America | 3,280 | 3,199 | 4,167 | 4,143 | 1,270.29 | 1,295.00 | 0 | 0 | .00 |
| Chile | 1,026 | 691 | 1,654 | 1,226 | 1,611.81 | 1,774.24 | 0 | 0 | .00 |
| Argentina | 2,225 | 2,500 | 2,490 | 2,907 | 1,119.11 | 1,162.72 | 0 | 0 | .00 |
| W Europe | 91 | 469 | 101 | 701 | 1,108.64 | 1,494.69 | 102 | 159 | 1,553.97 |
| European Union | 38 | 469 | 54 | 701 | 1,432.42 | 1,494.69 | 102 | 159 | 1,553.97 |
| Spain, incl Canary Is | 19 | 469 | 35 | 701 | 1,850.00 | 1,494.69 | 102 | 159 | 1,553.97 |
| Asia | 9,771 | 16,662 | 5,411 | 9,110 | 553.83 | 546.75 | 259 | 86 | 333.61 |
| China | 9,050 | 16,083 | 4,936 | 8,869 | 545.37 | 551.45 | 146 | 37 | 254.82 |
| Other East Asia | 719 | 364 | 473 | 187 | 557.95 | 515.04 | 113 | 49 | 435.40 |
| Hong Kong | 477 | 210 | 351 | 105 | 734.97 | 499.88 | 0 | 0 | .00 |
| Developed countries | 92 | 496 | 104 | 728 | 1,126.91 | 1,468.67 | 102 | 159 | 1,553.97 |
| Developing countries | 14,483 | 14,028 | 15,584 | 14,703 | 1,076.00 | 1,048.08 | 147 | 173 | 1,173.69 |
| Other countries | 9,050 | 16,083 | 4,936 | 8,869 | 545.37 | 551.45 | 146 | 37 | 254.82 |
| Lettuce(MT): | | | | | | | | | |
| World | 16,793 | 10,487 | 6,822 | 3,720 | 406.24 | 354.73 | 2,175 | 738 | 339.20 |
| Canada | 6,045 | 5,204 | 2,622 | 1,820 | 433.71 | 349.77 | 2,134 | 676 | 316.75 |
| Latin America | 10,731 | 5,276 | 4,164 | 1,886 | 388.05 | 357.38 | 39 | 55 | 1,408.97 |
| Mexico | 10,256 | 4,460 | 3,857 | 1,424 | 376.03 | 319.22 | 18 | 31 | 1,726.22 |
| Central America | 27 | 299 | 7 | 115 | 276.22 | 385.16 | 10 | 1 | 143.00 |
| Honduras | 0 | 206 | 0 | 105 | .00 | 507.36 | 0 | 0 | .00 |
| S America | 448 | 517 | 300 | 347 | 669.99 | 670.45 | 11 | 22 | 2,040.73 |
| Peru | 447 | 505 | 299 | 337 | 668.14 | 666.58 | 11 | 22 | 2,040.73 |
| Developed countries | 6,062 | 5,211 | 2,658 | 1,835 | 438.44 | 352.05 | 2,136 | 683 | 319.67 |
| Developing countries | 10,731 | 5,276 | 4,164 | 1,886 | 388.05 | 357.38 | 39 | 55 | 1,408.97 |
| Okra, fresh or frozen(MT): | | | | | | | | | |
| World | 15,051 | 35,773 | 6,222 | 15,296 | 413.39 | 427.58 | 3,558 | 1,626 | 457.12 |
| Latin America | 15,044 | 35,733 | 6,207 | 15,261 | 412.60 | 427.07 | 3,548 | 1,620 | 456.56 |
| Mexico | 11,728 | 24,782 | 4,362 | 9,108 | 371.90 | 367.53 | 2,535 | 999 | 394.01 |
| Central America | 3,316 | 10,950 | 1,845 | 6,151 | 556.53 | 561.71 | 1,013 | 621 | 613.07 |
| Guatemala | 3,085 | 10,321 | 1,659 | 5,726 | 537.89 | 554.79 | 901 | 543 | 602.71 |
| El Salvador | 226 | 587 | 185 | 395 | 816.47 | 661.29 | 112 | 78 | 696.39 |
| Developing countries | 15,051 | 35,773 | 6,222 | 15,296 | 413.39 | 427.58 | 3,558 | 1,626 | 457.12 |
| Onions(MT): | | | | | | | | | |
| World | 209,957 | 244,075 | 100,593 | 131,148 | 479.11 | 537.32 | 5,721 | 3,963 | 692.69 |
| Canada | 6,436 | 23,165 | 2,726 | 8,438 | 423.63 | 364.25 | 1,736 | 648 | 373.23 |
| Latin America | 196,241 | 208,888 | 93,524 | 115,121 | 476.58 | 551.11 | 3,636 | 2,922 | 803.59 |
| Mexico | 190,355 | 178,983 | 91,877 | 106,494 | 482.66 | 594.99 | 3,557 | 2,881 | 810.07 |
| Central America | 2,122 | 4,676 | 612 | 1,458 | 288.21 | 311.82 | 79 | 40 | 508.86 |
| S America | 3,746 | 25,223 | 1,033 | 7,147 | 275.83 | 283.36 | 0 | 0 | .00 |
| Chile | 3,688 | 23,549 | 967 | 6,559 | 262.22 | 278.52 | 0 | 0 | .00 |
| W Europe | 4,978 | 4,285 | 3,630 | 4,226 | 729.16 | 986.19 | 345 | 388 | 1,123.91 |
| European Union | 4,978 | 4,285 | 3,630 | 4,226 | 729.16 | 986.19 | 345 | 388 | 1,123.91 |
| France | 2,719 | 2,818 | 2,582 | 2,913 | 949.51 | 1,033.67 | 299 | 339 | 1,134.82 |
| Oceania | 2,233 | 7,522 | 637 | 3,133 | 285.99 | 416.56 | 0 | 0 | .00 |
| New Zealand | 2,222 | 6,181 | 622 | 2,557 | 279.74 | 413.63 | 0 | 0 | .00 |
| Developed countries | 13,647 | 34,973 | 6,994 | 15,807 | 512.46 | 451.97 | 2,081 | 1,036 | 497.68 |
| Developing countries | 196,287 | 209,008 | 93,584 | 115,259 | 476.77 | 551.46 | 3,636 | 2,922 | 803.59 |
| Peas, incl chickpeas(MT): | | | | | | | | | |
| World | 31,161 | 32,602 | 26,656 | 30,767 | 855.44 | 943.72 | 3,035 | 2,501 | 924.15 |
| Canada | 8,236 | 7,485 | 5,480 | 5,192 | 655.32 | 693.63 | 1,678 | 1,116 | 654.91 |
| Latin America | 17,073 | 19,713 | 13,346 | 18,408 | 781.68 | 933.80 | 814 | 676 | 830.85 |
| Mexico | 6,080 | 6,285 | 3,988 | 5,516 | 655.96 | 877.57 | 109 | 90 | 827.48 |
| Central America | 9,406 | 11,784 | 7,018 | 9,946 | 746.09 | 844.00 | 596 | 406 | 680.57 |
| Guatemala | 9,256 | 11,600 | 6,852 | 9,752 | 740.33 | 840.65 | 583 | 392 | 672.90 |
| Caribbean | 1,158 | 1,311 | 1,941 | 2,480 | 1,676.24 | 1,892.04 | 41 | 74 | 1,814.56 |
| Dominican Republic | 1,158 | 1,311 | 1,941 | 2,480 | 1,676.24 | 1,892.04 | 41 | 74 | 1,814.56 |
| S America | 429 | 333 | 399 | 466 | 929.31 | 1,400.54 | 0 | 0 | .00 |
| Ecuador | 301 | 123 | 267 | 150 | 886.63 | 1,218.19 | 0 | 0 | .00 |
| Peru | 104 | 209 | 96 | 315 | 926.58 | 1,507.38 | 68 | 106 | 1,560.22 |
| W Europe | 99 | 304 | 193 | 413 | 1,953.53 | 1,358.93 | 43 | 61 | 1,416.23 |
| European Union | 98 | 302 | 189 | 409 | 1,926.28 | 1,354.46 | 43 | 61 | 1,416.23 |
| Asia | 5,514 | 4,931 | 7,512 | 6,641 | 1,362.25 | 1,346.87 | 480 | 635 | 1,322.89 |
| W Asia (Mideast) | 491 | 208 | 324 | 113 | 659.61 | 545.54 | 0 | 0 | .00 |

See footnotes at end of table.

Appendix table B-3--U.S. agricultural imports: Quantity, value, and unit value by commodity and country, October-August 1992/93 and 1993/94, and August 1994--continued

| Commodity and country | October-August | | | | | | August 1994 | | |
|--------------------------------|----------------|---------|--------------------|-----------|-----------------|----------|-------------|--------------------|-----------------|
| | Quantity | | Value (1,000 dol.) | | Unit value (\$) | | Quantity | Value (1,000 dol.) | Unit value (\$) |
| | 1992/93 | 1993/94 | 1992/93 | 1993/94 | 1992/93 | 1993/94 | | | |
| Peas, incl chickpeas(MT): | | | | | | | | | |
| Turkey | 469 | 189 | 294 | 103 | 627.10 | 546.32 | 0 | 0 | 0.00 |
| China | 4,805 | 4,684 | 7,025 | 6,469 | 1,462.07 | 1,381.06 | 463 | 612 | 1,322.49 |
| Developed countries | 8,485 | 7,850 | 5,733 | 5,660 | 675.61 | 721.02 | 1,721 | 1,177 | 683.68 |
| Developing countries | 17,871 | 20,052 | 13,899 | 18,617 | 777.72 | 928.43 | 835 | 691 | 827.58 |
| Other countries | 4,805 | 4,700 | 7,025 | 6,490 | 1,462.07 | 1,380.90 | 479 | 634 | 1,322.86 |
| Peppers(MT): | | | | | | | | | |
| World | 152,091 | 160,453 | 170,889 | 179,924 | 1,123.59 | 1,121.35 | 5,866 | 7,857 | 1,317.00 |
| Canada | 2,153 | 2,438 | 4,696 | 5,489 | 2,320.64 | 2,251.89 | 712 | 989 | 1,388.79 |
| Latin America | 135,479 | 141,812 | 131,903 | 135,786 | 873.60 | 957.51 | 2,820 | 2,328 | 825.54 |
| Mexico | 134,837 | 141,225 | 131,412 | 135,443 | 874.60 | 959.06 | 2,770 | 2,313 | 835.18 |
| W Europe | 14,403 | 16,016 | 33,877 | 38,507 | 2,352.07 | 2,404.30 | 2,434 | 4,540 | 1,865.40 |
| European Union | 14,403 | 16,016 | 33,877 | 38,507 | 2,352.07 | 2,404.30 | 2,434 | 4,540 | 1,865.40 |
| Netherlands | 13,987 | 15,602 | 32,831 | 37,285 | 2,347.23 | 2,389.78 | 2,398 | 4,456 | 1,858.06 |
| Developed countries | 16,571 | 18,530 | 38,910 | 44,029 | 2,348.07 | 2,376.09 | 3,146 | 5,529 | 1,757.53 |
| Developing countries | 135,520 | 141,860 | 131,979 | 135,819 | 973.87 | 957.41 | 2,820 | 2,328 | 825.54 |
| Potatoes, fresh or frozen(MT): | | | | | | | | | |
| World | 328,990 | 318,223 | 99,113 | 112,849 | 301.26 | 354.62 | 15,275 | 6,423 | 420.49 |
| Canada | 328,483 | 317,857 | 98,717 | 112,501 | 300.52 | 353.82 | 15,271 | 6,409 | 419.68 |
| Developed countries | 328,920 | 318,140 | 99,042 | 112,790 | 301.11 | 354.53 | 15,275 | 6,423 | 420.49 |
| Redishes, fresh(MT): | | | | | | | | | |
| World | 14,494 | 14,803 | 8,464 | 7,477 | 583.98 | 505.10 | 132 | 48 | 360.04 |
| Canada | 662 | 572 | 278 | 215 | 420.43 | 375.06 | 113 | 40 | 350.67 |
| Latin America | 13,828 | 14,229 | 8,181 | 7,257 | 591.61 | 509.89 | 19 | 8 | 415.79 |
| Mexico | 13,823 | 14,175 | 8,177 | 7,234 | 591.53 | 510.36 | 19 | 8 | 415.79 |
| Developed countries | 663 | 574 | 281 | 220 | 423.58 | 384.02 | 113 | 40 | 350.67 |
| Developing countries | 13,828 | 14,229 | 8,181 | 7,257 | 591.61 | 509.89 | 19 | 8 | 415.79 |
| Squash(MT): | | | | | | | | | |
| World | 93,896 | 101,131 | 86,900 | 57,676 | 924.51 | 570.31 | 1,045 | 644 | 616.45 |
| Latin America | 93,751 | 100,900 | 86,797 | 57,548 | 925.83 | 570.34 | 1,019 | 614 | 602.78 |
| Mexico | 87,355 | 95,496 | 84,769 | 55,887 | 970.40 | 585.23 | 820 | 536 | 653.20 |
| Central America | 5,546 | 4,694 | 1,591 | 1,338 | 286.81 | 285.10 | 179 | 72 | 402.88 |
| Honduras | 3,269 | 2,905 | 699 | 634 | 213.76 | 218.19 | 0 | 0 | .00 |
| Developing countries | 93,751 | 100,900 | 86,797 | 57,548 | 925.83 | 570.34 | 1,019 | 614 | 602.78 |
| Other vgs - fr or froz(MT): | | | | | | | | | |
| World | 175,718 | 196,026 | 119,151 | 137,487 | 678.08 | 701.37 | 14,169 | 9,801 | 691.72 |
| Canada | 28,879 | 33,932 | 22,035 | 25,440 | 783.05 | 749.74 | 3,461 | 2,211 | 638.79 |
| Latin America | 128,065 | 137,218 | 71,328 | 83,026 | 556.96 | 605.06 | 9,104 | 5,474 | 601.33 |
| Mexico | 48,237 | 57,817 | 28,122 | 33,767 | 583.00 | 584.03 | 1,849 | 1,145 | 619.25 |
| Central America | 55,956 | 53,572 | 29,975 | 33,546 | 535.68 | 626.19 | 4,569 | 2,873 | 628.75 |
| Guatemala | 13,923 | 11,786 | 11,841 | 8,796 | 850.44 | 746.34 | 996 | 746 | 748.57 |
| Costa Rica | 39,514 | 36,909 | 16,811 | 22,242 | 425.44 | 602.63 | 2,493 | 1,489 | 587.22 |
| Caribbean | 20,030 | 19,449 | 9,888 | 10,746 | 493.65 | 552.53 | 2,276 | 1,160 | 509.70 |
| Jamaica | 6,756 | 7,070 | 5,879 | 6,593 | 870.13 | 932.55 | 632 | 644 | 1,019.20 |
| Dominican Republic | 13,214 | 12,054 | 3,982 | 3,990 | 301.36 | 331.00 | 1,616 | 483 | 304.83 |
| S America | 3,842 | 6,380 | 3,343 | 4,966 | 870.04 | 778.40 | 410 | 297 | 723.51 |
| Colombia | 1,374 | 3,474 | 730 | 1,673 | 530.96 | 481.59 | 82 | 42 | 513.27 |
| Chile | 1,418 | 1,454 | 1,739 | 1,490 | 1,226.37 | 1,024.45 | 10 | 8 | 767.80 |
| W Europe | 5,278 | 5,246 | 10,979 | 10,268 | 2,080.18 | 1,957.37 | 304 | 735 | 2,416.42 |
| European Union | 5,268 | 5,233 | 10,900 | 10,191 | 2,069.15 | 1,947.38 | 304 | 733 | 2,410.50 |
| Belgium and Luxembourg | 2,289 | 2,355 | 4,168 | 3,773 | 1,820.81 | 1,602.05 | 120 | 297 | 2,471.26 |
| Italy | 1,675 | 1,921 | 4,076 | 4,141 | 2,433.25 | 2,155.71 | 74 | 219 | 2,852.53 |
| Asia | 10,906 | 14,466 | 12,998 | 15,707 | 1,191.80 | 1,085.78 | 1,218 | 1,299 | 1,056.27 |
| W Asia (Mideast) | 116 | 1,752 | 148 | 1,786 | 1,276.34 | 1,019.61 | 34 | 67 | 1,976.32 |
| Israel, inc Gaza | 67 | 1,686 | 51 | 1,701 | 760.39 | 1,009.08 | 34 | 67 | 1,976.32 |
| Japan | 362 | 552 | 1,491 | 1,574 | 4,117.96 | 2,850.78 | 25 | 114 | 4,565.84 |
| China | 7,446 | 10,259 | 7,497 | 9,790 | 1,006.85 | 954.26 | 1,034 | 933 | 902.20 |
| Other East Asia | 2,197 | 1,314 | 2,783 | 1,742 | 1,266.95 | 1,325.82 | 87 | 121 | 1,389.37 |
| Taiwan | 1,744 | 1,112 | 2,443 | 1,528 | 1,401.06 | 1,374.34 | 73 | 118 | 1,615.04 |
| Africa | 1,189 | 2,277 | 830 | 1,612 | 697.71 | 707.77 | 35 | 23 | 670.06 |
| Developed countries | 34,627 | 42,625 | 34,581 | 39,824 | 998.68 | 934.28 | 3,824 | 3,127 | 817.67 |
| Developing countries | 133,845 | 143,133 | 77,072 | 87,871 | 576.69 | 613.91 | 8,311 | 5,741 | 616.62 |
| Other countries | 7,446 | 10,268 | 7,497 | 9,793 | 1,006.85 | 953.73 | 1,034 | 933 | 902.20 |
| Vegetables-prep/pres(NA): | | | | | | | | | |
| World | -- | -- | 1,035,156 | 1,144,673 | (1) | (1) | -- | 104,195 | (1) |
| Canada | -- | -- | 92,967 | 108,214 | (1) | (1) | -- | 8,286 | (1) |
| Latin America | -- | -- | 200,192 | 216,087 | (1) | (1) | -- | 19,087 | (1) |
| Mexico | -- | -- | 118,376 | 121,880 | (1) | (1) | -- | 9,800 | (1) |
| Central America | -- | -- | 15,643 | 17,841 | (1) | (1) | -- | 2,102 | (1) |
| Costa Rica | -- | -- | 11,301 | 13,851 | (1) | (1) | -- | 1,387 | (1) |
| Caribbean | -- | -- | 13,639 | 15,774 | (1) | (1) | -- | 852 | (1) |
| Dominican Republic | -- | -- | 10,804 | 12,497 | (1) | (1) | -- | 569 | (1) |
| S America | -- | -- | 52,534 | 60,592 | (1) | (1) | -- | 6,233 | (1) |
| Chile | -- | -- | 21,823 | 27,977 | (1) | (1) | -- | 3,079 | (1) |
| Argentina | -- | -- | 14,056 | 9,798 | (1) | (1) | -- | 1,141 | (1) |
| W Europe | -- | -- | 333,490 | 388,508 | (1) | (1) | -- | 35,113 | (1) |
| European Union | -- | -- | 319,627 | 374,168 | (1) | (1) | -- | 33,679 | (1) |
| Netherlands | -- | -- | 21,800 | 27,822 | (1) | (1) | -- | 2,904 | (1) |
| France | -- | -- | 30,741 | 37,363 | (1) | (1) | -- | 3,305 | (1) |
| Germany | -- | -- | 31,228 | 40,120 | (1) | (1) | -- | 1,685 | (1) |
| Spain, inc Canary Is | -- | -- | 168,571 | 193,769 | (1) | (1) | -- | 18,525 | (1) |
| Italy | -- | -- | 26,452 | 31,275 | (1) | (1) | -- | 3,826 | (1) |
| Greece | -- | -- | 20,102 | 20,324 | (1) | (1) | -- | 1,723 | (1) |
| Other W Europe | -- | -- | 13,864 | 14,340 | (1) | (1) | -- | 1,434 | (1) |
| Switzerland | -- | -- | 12,702 | 13,263 | (1) | (1) | -- | 1,381 | (1) |
| E Europe | -- | -- | 13,041 | 14,358 | (1) | (1) | -- | 174 | (1) |

See footnotes at end of table.

Appendix table B-3--U.S. agricultural imports: Quantity, value, and unit value by commodity and country, October-August 1992/93 and 1993/94, and August 1994--continued

| Commodity and country | October-August | | | | | | August 1994 | | |
|--------------------------------------|----------------|---------|--------------------|---------|-----------------|----------|-------------|--------------------|-----------------|
| | Quantity | | Value (1,000 dol.) | | Unit value (\$) | | Quantity | Value (1,000 dol.) | Unit value (\$) |
| | 1992/93 | 1993/94 | 1992/93 | 1993/94 | 1992/93 | 1993/94 | | | |
| Vegetables-prep/pres(NA): | | | | | | | | | |
| Asia | -- | -- | 373,751 | 393,164 | (1) | (1) | -- | 38,801 | (1) |
| W Asia (Mideast) | -- | -- | 22,165 | 22,563 | (1) | (1) | -- | 2,191 | (1) |
| Israel, inc Gaza | -- | -- | 12,574 | 12,750 | (1) | (1) | -- | 1,288 | (1) |
| S Asia | -- | -- | 8,595 | 12,422 | (1) | (1) | -- | 1,069 | (1) |
| Japan | -- | -- | 60,111 | 65,093 | (1) | (1) | -- | 5,863 | (1) |
| China | -- | -- | 58,020 | 82,433 | (1) | (1) | -- | 7,488 | (1) |
| Southeast Asia | -- | -- | 110,981 | 95,557 | (1) | (1) | -- | 10,906 | (1) |
| Thailand | -- | -- | 65,520 | 58,856 | (1) | (1) | -- | 5,866 | (1) |
| Indonesia | -- | -- | 34,060 | 24,042 | (1) | (1) | -- | 3,513 | (1) |
| Other East Asia | -- | -- | 103,878 | 115,095 | (1) | (1) | -- | 11,284 | (1) |
| Korea, Rep of | -- | -- | 15,430 | 15,524 | (1) | (1) | -- | 1,552 | (1) |
| Hong Kong | -- | -- | 53,005 | 65,260 | (1) | (1) | -- | 6,006 | (1) |
| Taiwan | -- | -- | 35,380 | 34,311 | (1) | (1) | -- | 3,726 | (1) |
| Africa | -- | -- | 15,092 | 15,270 | (1) | (1) | -- | 2,295 | (1) |
| N Africa | -- | -- | 14,332 | 13,353 | (1) | (1) | -- | 1,882 | (1) |
| Morocco | -- | -- | 13,373 | 12,315 | (1) | (1) | -- | 1,808 | (1) |
| Developed countries | -- | -- | 505,442 | 583,360 | (1) | (1) | -- | 50,965 | (1) |
| Developing countries | -- | -- | 461,675 | 478,820 | (1) | (1) | -- | 45,737 | (1) |
| Other countries | -- | -- | 58,038 | 82,493 | (1) | (1) | -- | 7,494 | (1) |
| Bamboo shoots, preserved(MT): | | | | | | | | | |
| World | 25,632 | 26,107 | 22,555 | 20,862 | 879.94 | 799.08 | 2,373 | 1,827 | 769.92 |
| Asia | 25,589 | 26,096 | 22,495 | 20,852 | 879.10 | 799.06 | 2,373 | 1,827 | 769.92 |
| Japan | 121 | 61 | 449 | 418 | 3,713.17 | 6,855.08 | 3 | 23 | 7,608.00 |
| China | 2,150 | 2,315 | 2,311 | 2,319 | 1,075.00 | 1,001.80 | 231 | 211 | 911.68 |
| Southeast Asia | 20,070 | 19,223 | 15,712 | 13,510 | 782.88 | 702.82 | 1,714 | 1,164 | 679.13 |
| Thailand | 19,951 | 18,902 | 15,620 | 13,277 | 782.88 | 702.43 | 1,714 | 1,164 | 679.13 |
| Other East Asia | 3,248 | 4,487 | 4,022 | 4,605 | 1,238.37 | 1,023.81 | 425 | 430 | 1,010.74 |
| Hong Kong | 237 | 118 | 288 | 113 | 1,215.48 | 854.67 | 17 | 11 | 632.35 |
| Taiwan | 3,011 | 4,379 | 3,734 | 4,492 | 1,240.17 | 1,025.77 | 408 | 419 | 1,026.50 |
| Developed countries | 138 | 61 | 479 | 418 | 3,472.65 | 6,855.08 | 3 | 23 | 7,608.00 |
| Developing countries | 23,344 | 23,701 | 19,764 | 18,124 | 846.65 | 763.73 | 2,139 | 1,594 | 745.02 |
| Other countries | 2,150 | 2,315 | 2,311 | 2,319 | 1,075.00 | 1,001.80 | 231 | 211 | 911.68 |
| Bean cake, miso(MT): | | | | | | | | | |
| World | 8,134 | 8,561 | 14,795 | 17,619 | 1,818.92 | 2,058.07 | 633 | 1,548 | 2,445.18 |
| Canada | 667 | 745 | 1,767 | 2,654 | 2,649.59 | 3,562.07 | 87 | 343 | 3,943.82 |
| Asia | 7,466 | 7,813 | 13,019 | 14,962 | 1,743.72 | 1,914.95 | 546 | 1,205 | 2,206.38 |
| Japan | 4,821 | 4,805 | 8,402 | 9,855 | 1,742.74 | 2,050.94 | 318 | 780 | 2,451.41 |
| China | 795 | 694 | 1,181 | 1,070 | 1,486.03 | 1,541.78 | 56 | 90 | 1,604.00 |
| Southeast Asia | 92 | 128 | 228 | 210 | 2,477.86 | 1,640.63 | 14 | 16 | 1,118.21 |
| Other East Asia | 1,758 | 2,186 | 3,208 | 3,827 | 1,824.54 | 1,750.57 | 158 | 320 | 2,023.15 |
| Korea, Rep of | 774 | 921 | 1,219 | 1,413 | 1,574.68 | 1,534.30 | 87 | 128 | 1,468.26 |
| Hong Kong | 196 | 431 | 300 | 563 | 1,532.14 | 1,305.59 | 7 | 11 | 1,611.71 |
| Taiwan | 782 | 894 | 1,681 | 1,851 | 2,149.71 | 2,219.37 | 64 | 181 | 2,822.45 |
| Developed countries | 5,489 | 5,553 | 10,178 | 12,512 | 1,854.28 | 2,253.27 | 405 | 1,123 | 2,772.00 |
| Developing countries | 1,850 | 2,314 | 3,435 | 4,037 | 1,857.03 | 1,744.49 | 172 | 335 | 1,949.49 |
| Other countries | 785 | 694 | 1,181 | 1,070 | 1,486.09 | 1,541.78 | 56 | 90 | 1,604.00 |
| Cucumbers, preserved(MT): | | | | | | | | | |
| World | 8,147 | 13,323 | 5,858 | 10,394 | 719.08 | 780.18 | 2,766 | 2,066 | 746.77 |
| Canada | 1,379 | 4,860 | 692 | 3,735 | 438.17 | 769.47 | 1,882 | 1,282 | 681.10 |
| Latin America | 2,639 | 2,433 | 982 | 763 | 372.07 | 313.55 | 162 | 44 | 272.13 |
| Mexico | 2,581 | 2,003 | 919 | 469 | 356.21 | 234.00 | 162 | 44 | 272.13 |
| S America | 28 | 230 | 20 | 206 | 697.53 | 893.83 | 0 | 0 | .00 |
| Chile | 28 | 230 | 20 | 206 | 697.53 | 893.83 | 0 | 0 | .00 |
| W Europe | 837 | 921 | 1,413 | 1,386 | 1,688.46 | 1,504.84 | 197 | 238 | 1,205.77 |
| European Union | 828 | 915 | 1,383 | 1,372 | 1,670.27 | 1,499.67 | 196 | 233 | 1,191.32 |
| United Kingdom | 49 | 28 | 105 | 70 | 2,146.06 | 2,495.32 | 0 | 0 | .00 |
| France | 125 | 162 | 468 | 437 | 3,746.20 | 2,700.52 | 31 | 52 | 1,692.71 |
| Germany | 554 | 449 | 733 | 583 | 1,323.45 | 1,298.31 | 149 | 170 | 1,140.70 |
| Spain, incl Canary Is | 0 | 216 | 0 | 225 | .00 | 1,041.20 | 0 | 0 | .00 |
| E Europe | 1,134 | 1,503 | 862 | 1,102 | 760.22 | 732.92 | 26 | 24 | 915.85 |
| Former Czechoslovakia | 249 | 292 | 173 | 72 | 692.87 | 246.64 | 0 | 0 | .00 |
| Hungary | 93 | 48 | 68 | 33 | 727.11 | 697.44 | 0 | 0 | .00 |
| Poland | 500 | 987 | 446 | 839 | 892.09 | 849.91 | 3 | 3 | 1,104.00 |
| Former Yugoslavia | 186 | 176 | 133 | 157 | 677.42 | 1,678.80 | 23 | 21 | 891.30 |
| Asia | 1,787 | 3,488 | 1,674 | 3,246 | 936.67 | 930.70 | 495 | 466 | 942.06 |
| W Asia (Mideast) | 457 | 757 | 576 | 1,011 | 1,260.15 | 1,335.30 | 49 | 112 | 2,281.31 |
| Lebanon | 69 | 76 | 68 | 70 | 987.10 | 919.67 | 0 | 0 | .00 |
| Israel, inc Gaza | 357 | 631 | 474 | 877 | 1,328.64 | 1,389.89 | 49 | 112 | 2,281.31 |
| S Asia | 1,160 | 2,561 | 663 | 1,751 | 671.45 | 683.85 | 432 | 308 | 713.40 |
| India | 83 | 184 | 52 | 105 | 622.08 | 571.49 | 14 | 6 | 445.28 |
| Sri Lanka | 1,055 | 2,363 | 594 | 1,629 | 563.05 | 689.17 | 415 | 296 | 712.95 |
| Japan | 38 | 41 | 181 | 236 | 4,775.21 | 5,752.71 | 4 | 25 | 6,211.75 |
| Other East Asia | 116 | 126 | 238 | 245 | 2,052.05 | 1,845.91 | 10 | 22 | 2,150.00 |
| Taiwan | 114 | 113 | 232 | 221 | 2,038.14 | 1,959.19 | 10 | 20 | 2,024.40 |
| Africa | 171 | 118 | 235 | 163 | 1,376.61 | 1,380.02 | 4 | 12 | 3,000.00 |
| N Africa | 171 | 118 | 235 | 163 | 1,376.61 | 1,380.02 | 4 | 12 | 3,000.00 |
| Morocco | 158 | 109 | 226 | 156 | 1,427.73 | 1,432.92 | 4 | 12 | 3,000.00 |
| Developed countries | 2,811 | 6,453 | 2,761 | 6,234 | 982.18 | 966.02 | 2,132 | 1,656 | 776.73 |
| Developing countries | 5,324 | 6,870 | 3,088 | 4,161 | 578.92 | 605.62 | 634 | 410 | 646.03 |
| Garlic, dried(MT): | | | | | | | | | |
| World | 3,928 | 7,688 | 4,354 | 6,432 | 1,108.38 | 836.62 | 401 | 242 | 602.77 |
| Latin America | 484 | 280 | 808 | 467 | 1,670.43 | 1,659.26 | 0 | 0 | .00 |
| Mexico | 484 | 277 | 803 | 465 | 1,658.55 | 1,678.32 | 0 | 0 | .00 |
| W Europe | 55 | 17 | 125 | 32 | 2,274.71 | 1,807.00 | 0 | 0 | .00 |
| European Union | 35 | 17 | 110 | 32 | 3,145.97 | 1,807.00 | 0 | 0 | .00 |

See footnotes at end of table.

Appendix table B-3--U.S. agricultural imports: Quantity, value, and unit value by commodity and country, October-August 1992/93 and 1993/94, and August 1994--continued

| Commodity and country | October-August | | | | | | August 1994 | | |
|-----------------------------------|----------------|---------|--------------------|---------|-----------------|-----------|-------------|--------------------|-----------------|
| | Quantity | | Value (1,000 dol.) | | Unit value (\$) | | Quantity | Value (1,000 dol.) | Unit value (\$) |
| | 1992/93 | 1993/94 | 1992/93 | 1993/94 | 1992/93 | 1993/94 | | | |
| Garlic, dried(MT): | | | | | | | | | |
| France | 16 | 5 | 92 | 28 | 5,775.44 | 5,594.00 | 0 | 0 | 0.00 |
| Asia | 3,387 | 7,391 | 9,410 | 5,932 | 1,006.86 | 802.61 | 401 | 242 | 602.77 |
| China | 3,078 | 7,237 | 9,101 | 5,755 | 1,007.54 | 795.24 | 400 | 240 | 598.92 |
| Other East Asia | 300 | 152 | 298 | 172 | 984.15 | 1,134.31 | 1 | 2 | 2,144.00 |
| Hong Kong | 300 | 107 | 294 | 131 | 978.47 | 1,222.49 | 0 | 0 | .00 |
| Developed countries | 57 | 17 | 137 | 32 | 2,410.88 | 1,907.00 | 0 | 0 | .00 |
| Developing countries | 793 | 434 | 1,115 | 644 | 1,406.15 | 1,484.62 | 1 | 2 | 2,144.00 |
| Other countries | 3,078 | 7,237 | 9,101 | 5,755 | 1,007.54 | 795.24 | 400 | 240 | 598.92 |
| Olives - prep or pres(MT): | | | | | | | | | |
| World | 68,924 | 65,281 | 144,095 | 142,739 | 2,090.64 | 2,186.52 | 6,953 | 14,268 | 2,052.05 |
| Latin America | 10,853 | 5,110 | 5,241 | 3,338 | 482.89 | 653.19 | 1,267 | 630 | 497.06 |
| Mexico | 10,397 | 4,349 | 4,607 | 2,248 | 443.14 | 516.84 | 1,186 | 503 | 424.26 |
| W Europe | 53,135 | 55,272 | 130,764 | 131,219 | 2,466.97 | 2,374.06 | 4,778 | 12,063 | 2,524.79 |
| European Union | 53,126 | 55,272 | 130,745 | 131,219 | 2,461.03 | 2,374.06 | 4,778 | 12,063 | 2,524.79 |
| Spain, incl Canary Is | 46,677 | 47,712 | 116,385 | 116,626 | 2,493.40 | 2,444.37 | 4,191 | 10,890 | 2,598.95 |
| Portugal | 789 | 1,036 | 1,485 | 1,830 | 1,882.32 | 1,766.05 | 109 | 208 | 1,908.41 |
| Greece | 4,943 | 5,767 | 10,723 | 10,586 | 2,169.99 | 1,835.64 | 424 | 801 | 1,888.53 |
| Africa | 3,995 | 4,210 | 6,619 | 6,986 | 1,656.91 | 1,659.38 | 874 | 1,523 | 1,742.86 |
| N Africa | 3,995 | 4,210 | 6,619 | 6,986 | 1,656.91 | 1,659.38 | 874 | 1,523 | 1,742.86 |
| Morocco | 3,982 | 4,204 | 6,597 | 6,980 | 1,656.63 | 1,660.39 | 874 | 1,523 | 1,742.86 |
| Developed countries | 53,570 | 55,579 | 131,572 | 131,808 | 2,458.07 | 2,371.55 | 4,781 | 12,073 | 2,525.22 |
| Developing countries | 15,344 | 9,675 | 12,488 | 10,875 | 813.85 | 1,124.01 | 2,170 | 2,187 | 1,007.86 |
| Mushrooms, canned(MT): | | | | | | | | | |
| World | 43,825 | 59,804 | 93,793 | 122,010 | 2,135.29 | 2,036.76 | 5,746 | 12,568 | 2,187.21 |
| Latin America | 3,044 | 6,302 | 8,023 | 17,541 | 2,635.74 | 2,783.45 | 598 | 1,333 | 2,229.53 |
| Mexico | 1,612 | 2,640 | 5,151 | 10,027 | 3,195.29 | 3,798.13 | 58 | 197 | 3,392.77 |
| S America | 1,432 | 3,662 | 2,872 | 7,514 | 2,005.84 | 2,051.95 | 540 | 1,136 | 2,104.59 |
| Chile | 1,432 | 3,313 | 2,872 | 6,727 | 2,005.84 | 2,030.47 | 388 | 804 | 2,073.17 |
| W Europe | 1,325 | 6,067 | 3,255 | 13,177 | 2,456.70 | 2,171.95 | 704 | 1,728 | 2,453.89 |
| European Union | 1,301 | 6,064 | 3,188 | 13,143 | 2,450.71 | 2,167.42 | 704 | 1,728 | 2,453.89 |
| Netherlands | 4,228 | 2,112 | 1,630 | 9,286 | 2,239.42 | 2,204.61 | 695 | 1,687 | 2,413.57 |
| France | 292 | 433 | 969 | 1,324 | 3,319.12 | 3,058.52 | 4 | 26 | 6,624.00 |
| Spain, incl Canary Is | 259 | 1,356 | 490 | 2,322 | 1,892.44 | 1,712.40 | 1 | 2 | 1,565.00 |
| Asia | 39,415 | 47,278 | 82,132 | 90,541 | 2,083.72 | 1,915.08 | 4,417 | 9,434 | 2,135.73 |
| S Asia | 993 | 1,880 | 2,471 | 4,208 | 2,488.71 | 2,238.19 | 124 | 372 | 2,996.93 |
| India | 993 | 1,880 | 2,471 | 4,208 | 2,488.71 | 2,238.19 | 124 | 372 | 2,996.93 |
| China | 10,553 | 18,729 | 18,525 | 29,699 | 1,755.45 | 1,585.71 | 1,808 | 3,132 | 1,732.52 |
| Southeast Asia | 18,006 | 12,689 | 40,870 | 29,030 | 2,269.78 | 2,287.78 | 1,678 | 4,012 | 2,390.91 |
| Thailand | 3,188 | 2,022 | 6,169 | 3,934 | 1,935.14 | 1,945.63 | 178 | 412 | 2,316.12 |
| Malaysia | 471 | 7,020 | 936 | 1,469 | 1,986.29 | 2,039.70 | 65 | 145 | 2,237.68 |
| Indonesia | 14,103 | 9,816 | 33,280 | 23,420 | 2,359.78 | 2,385.88 | 1,435 | 3,454 | 2,407.13 |
| Other East Asia | 9,813 | 13,948 | 19,896 | 27,222 | 2,027.49 | 1,851.69 | 805 | 1,893 | 2,351.63 |
| Hong Kong | 7,389 | 12,334 | 13,679 | 23,609 | 1,851.31 | 1,914.14 | 657 | 1,530 | 2,329.20 |
| Taiwan | 2,424 | 1,614 | 6,213 | 3,613 | 2,563.07 | 2,298.61 | 148 | 363 | 2,451.24 |
| Developed countries | 1,474 | 6,355 | 3,900 | 14,306 | 2,645.96 | 2,251.10 | 733 | 1,825 | 2,490.32 |
| Developing countries | 31,898 | 34,820 | 71,368 | 78,006 | 2,237.38 | 2,240.26 | 3,205 | 7,610 | 2,374.38 |
| Other countries | 10,553 | 18,729 | 18,525 | 29,699 | 1,755.45 | 1,585.71 | 1,808 | 3,132 | 1,732.52 |
| Mushrooms, dried(MT): | | | | | | | | | |
| World | 1,737 | 1,403 | 21,464 | 15,655 | 12,356.83 | 11,158.16 | 167 | 1,748 | 10,469.08 |
| Latin America | 80 | 111 | 507 | 731 | 6,331.89 | 6,584.67 | 6 | 31 | 5,165.83 |
| S America | 80 | 111 | 507 | 731 | 6,331.89 | 6,584.67 | 6 | 31 | 5,165.83 |
| Chile | 80 | 111 | 507 | 731 | 6,257.76 | 6,584.67 | 6 | 31 | 5,165.83 |
| W Europe | 109 | 140 | 2,315 | 2,584 | 21,289.04 | 10,459.28 | 18 | 360 | 20,026.04 |
| European Union | 106 | 140 | 2,249 | 2,575 | 21,216.39 | 18,396.38 | 18 | 360 | 20,026.05 |
| France | 31 | 42 | 533 | 699 | 17,178.19 | 16,644.98 | 0 | 17 | .00 |
| Germany | 50 | 58 | 696 | 851 | 13,913.38 | 12,512.98 | 14 | 215 | 15,326.50 |
| Italy | 24 | 29 | 1,011 | 1,010 | 42,119.79 | 34,827.45 | 3 | 120 | 40,132.67 |
| Asia | 1,531 | 1,147 | 18,456 | 12,112 | 12,054.84 | 10,560.00 | 143 | 1,399 | 9,363.19 |
| S Asia | 6 | 16 | 221 | 482 | 36,794.67 | 30,101.13 | 3 | 69 | 23,162.67 |
| India | 5 | 16 | 217 | 482 | 43,346.40 | 30,101.13 | 3 | 69 | 23,162.67 |
| Japan | 588 | 344 | 6,971 | 3,469 | 11,854.91 | 10,082.93 | 34 | 288 | 8,461.32 |
| China | 611 | 554 | 6,287 | 5,102 | 10,200.09 | 9,208.70 | 61 | 519 | 8,515.03 |
| Other East Asia | 311 | 233 | 4,768 | 3,039 | 15,330.83 | 13,040.79 | 45 | 462 | 10,274.38 |
| Korea, Rep of | 128 | 88 | 2,685 | 1,655 | 20,973.45 | 18,802.36 | 23 | 333 | 14,473.00 |
| Hong Kong | 77 | 64 | 588 | 696 | 8,939.58 | 10,880.05 | 16 | 106 | 6,641.69 |
| Taiwan | 106 | 81 | 1,395 | 688 | 13,159.80 | 8,488.55 | 6 | 23 | 3,866.83 |
| Developed countries | 700 | 486 | 9,430 | 6,195 | 13,470.95 | 12,747.32 | 52 | 663 | 12,748.85 |
| Developing countries | 426 | 363 | 5,747 | 4,358 | 13,490.39 | 12,005.73 | 54 | 566 | 10,481.11 |
| Other countries | 611 | 554 | 6,287 | 5,102 | 10,200.09 | 9,208.70 | 61 | 519 | 8,515.03 |
| Onions, preserved(MT): | | | | | | | | | |
| World | 4,803 | 2,504 | 6,156 | 3,321 | 1,281.66 | 1,326.32 | 168 | 266 | 1,585.17 |
| Canada | 537 | 497 | 721 | 657 | 1,341.77 | 1,321.95 | 61 | 65 | 1,072.70 |
| Latin America | 2,569 | 396 | 2,884 | 499 | 1,122.67 | 1,260.07 | 1 | 2 | 2,055.00 |
| Mexico | 2,517 | 304 | 2,775 | 350 | 1,102.51 | 1,151.34 | 0 | 0 | .00 |
| S America | 48 | 91 | 104 | 147 | 2,166.10 | 1,614.57 | 0 | 0 | .00 |
| Peru | 7 | 51 | 48 | 94 | 6,910.71 | 1,837.98 | 0 | 0 | .00 |
| Chile | 41 | 40 | 56 | 53 | 1,356.05 | 1,329.72 | 0 | 0 | .00 |
| W Europe | 247 | 203 | 475 | 334 | 1,924.76 | 1,642.92 | 4 | 14 | 3,568.75 |
| European Union | 247 | 202 | 475 | 329 | 1,924.76 | 1,626.86 | 4 | 14 | 3,568.75 |
| Denmark | 31 | 32 | 103 | 100 | 3,307.29 | 3,124.66 | 0 | 0 | .00 |
| United Kingdom | 56 | 37 | 130 | 77 | 2,327.48 | 2,090.03 | 2 | 9 | 4,319.00 |
| Netherlands | 73 | 81 | 70 | 72 | 957.56 | 885.37 | 1 | 3 | 3,021.00 |
| Belgium and Luxembourg | 85 | 44 | 85 | 53 | 1,304.58 | 1,209.39 | 0 | 0 | .00 |
| Asia | 1,427 | 1,392 | 2,059 | 1,823 | 1,442.63 | 1,309.30 | 93 | 182 | 1,957.87 |
| W Asia (Mideast) | 594 | 736 | 528 | 669 | 888.57 | 909.43 | 42 | 34 | 808.67 |

See footnotes at end of table.

Appendix table B-3--U.S. agricultural imports: Quantity, value, and unit value by commodity and country, October-August 1992/93 and 1993/94, and August 1994--continued

| Commodity and country | October-August | | | | | | August 1994 | | |
|--|----------------|---------|--------------------|---------|-----------------|----------|-------------|--------------------|-----------------|
| | Quantity | | Value (1,000 dol.) | | Unit value (\$) | | Quantity | Value (1,000 dol.) | Unit value (\$) |
| | 1992/93 | 1993/94 | 1992/93 | 1993/94 | 1992/93 | 1993/94 | | | |
| Onions, preserved(MT): | | | | | | | | | |
| Israel, inc Gaza | 594 | 736 | 528 | 669 | 888.57 | 909.43 | 42 | 34 | 808.67 |
| Japan | 6 | 51 | 48 | 139 | 8,024.00 | 2,716.55 | 1 | 6 | 6,057.00 |
| China | 606 | 377 | 869 | 320 | 1,434.44 | 850.04 | 24 | 41 | 1,710.33 |
| Southeast Asia | 153 | 137 | 452 | 394 | 2,951.04 | 2,876.38 | 10 | 44 | 4,364.70 |
| Thailand | 104 | 114 | 304 | 285 | 2,924.54 | 2,501.42 | 3 | 13 | 4,208.33 |
| Malaysia | 46 | 12 | 124 | 70 | 2,694.61 | 5,834.08 | 3 | 17 | 5,616.00 |
| Singapore | 3 | 11 | 23 | 39 | 7,801.67 | 3,535.73 | 4 | 14 | 3,543.50 |
| Other East Asia | 36 | 84 | 122 | 284 | 3,389.03 | 3,379.25 | 15 | 55 | 3,662.00 |
| Hong Kong | 4 | 26 | 16 | 46 | 4,095.75 | 1,758.81 | 3 | 10 | 3,190.00 |
| Taiwan | 32 | 54 | 104 | 230 | 3,250.50 | 4,262.42 | 12 | 45 | 3,780.00 |
| Developed countries | 1,384 | 1,487 | 1,772 | 1,798 | 1,280.28 | 1,209.22 | 108 | 120 | 1,108.62 |
| Developing countries | 2,813 | 640 | 3,515 | 1,203 | 1,249.43 | 1,878.96 | 36 | 106 | 2,931.36 |
| Other countries | 606 | 377 | 869 | 320 | 1,434.44 | 850.04 | 24 | 41 | 1,710.33 |
| Hops, incl extract(MT): | | | | | | | | | |
| World | 4,113 | 5,954 | 23,160 | 37,212 | 5,630.91 | 6,249.86 | 1 | 11 | 11,443.00 |
| Canada | 214 | 285 | 708 | 935 | 3,308.89 | 3,279.13 | 0 | 0 | .00 |
| W Europe | 2,027 | 4,169 | 12,358 | 25,377 | 6,096.65 | 6,088.23 | 1 | 11 | 11,443.00 |
| European Union | 2,027 | 4,169 | 12,358 | 25,377 | 6,096.65 | 6,087.06 | 1 | 11 | 11,443.00 |
| United Kingdom | 63 | 109 | 526 | 1,017 | 8,355.70 | 9,325.98 | 0 | 0 | .00 |
| France | 257 | 491 | 1,543 | 2,866 | 5,002.64 | 5,837.34 | 0 | 0 | .00 |
| Germany | 1,707 | 3,569 | 10,289 | 21,494 | 6,027.43 | 6,022.49 | 1 | 11 | 11,443.00 |
| E Europe | 1,111 | 1,174 | 6,620 | 8,753 | 6,859.02 | 7,455.61 | 0 | 0 | .00 |
| Former Czechoslovakia | 824 | 900 | 5,848 | 7,159 | 7,097.25 | 7,954.13 | 0 | 0 | .00 |
| Poland | 237 | 273 | 1,453 | 1,588 | 6,132.10 | 5,817.94 | 0 | 0 | .00 |
| Former Yugoslavia | 50 | 1 | 319 | 6 | 6,378.66 | 5,878.00 | 0 | 0 | .00 |
| Asia | 500 | 0 | 804 | 0 | 1,608.00 | .00 | 0 | 0 | .00 |
| China | 500 | 0 | 804 | 0 | 1,608.00 | .00 | 0 | 0 | .00 |
| Oceania | 261 | 324 | 1,668 | 2,138 | 6,391.82 | 6,597.34 | 0 | 0 | .00 |
| Australia | 107 | 120 | 767 | 926 | 7,170.91 | 7,718.65 | 0 | 0 | .00 |
| New Zealand | 154 | 204 | 901 | 1,211 | 5,850.51 | 5,937.75 | 0 | 0 | .00 |
| Developed countries | 2,502 | 4,778 | 14,734 | 28,454 | 5,889.00 | 5,955.10 | 1 | 11 | 11,443.00 |
| Developing countries | 1,111 | 1,175 | 7,622 | 8,755 | 6,860.17 | 7,450.68 | 0 | 0 | .00 |
| Other countries | 500 | 1 | 804 | 3 | 1,608.00 | 3,195.00 | 0 | 0 | .00 |
| Artichokes - prep(MT): | | | | | | | | | |
| World | 18,888 | 28,512 | 29,781 | 49,579 | 1,576.70 | 1,738.89 | 2,739 | 5,311 | 1,938.97 |
| Latin America | 145 | 485 | 201 | 779 | 1,386.19 | 1,606.99 | 29 | 54 | 1,863.27 |
| S America | 110 | 485 | 164 | 779 | 1,492.38 | 1,606.99 | 29 | 54 | 1,863.27 |
| Chile | 110 | 480 | 163 | 768 | 1,480.31 | 1,599.92 | 29 | 54 | 1,863.27 |
| W Europe | 18,709 | 28,013 | 29,522 | 48,775 | 1,577.94 | 1,741.14 | 2,710 | 5,257 | 1,939.78 |
| European Union | 18,709 | 28,013 | 29,522 | 48,775 | 1,577.94 | 1,741.14 | 2,710 | 5,257 | 1,939.78 |
| Spain, incl Canary Is | 18,512 | 27,558 | 29,202 | 47,831 | 1,577.46 | 1,735.63 | 2,686 | 5,204 | 1,937.32 |
| Italy | 126 | 412 | 279 | 912 | 2,212.85 | 2,213.12 | 24 | 53 | 2,215.38 |
| Developed countries | 18,709 | 28,013 | 29,522 | 48,775 | 1,577.94 | 1,741.14 | 2,710 | 5,257 | 1,939.78 |
| Developing countries | 79 | 499 | 259 | 805 | 1,447.16 | 1,612.53 | 29 | 54 | 1,863.27 |
| Asparagus - prep(MT): | | | | | | | | | |
| World | 1,251 | 736 | 2,011 | 1,346 | 1,607.46 | 1,829.04 | 36 | 50 | 1,376.67 |
| Canada | 40 | 5 | 38 | 13 | 960.00 | 2,210.83 | 0 | 0 | .00 |
| Latin America | 342 | 249 | 420 | 502 | 1,229.09 | 2,018.04 | 0 | 0 | .00 |
| Mexico | 120 | 0 | 65 | 0 | 540.39 | .00 | 0 | 0 | .00 |
| S America | 222 | 249 | 356 | 502 | 1,601.35 | 2,018.04 | 0 | 0 | .00 |
| Colombia | 3 | 34 | 6 | 64 | 2,180.00 | 1,868.47 | 0 | 0 | .00 |
| Peru | 200 | 177 | 324 | 362 | 1,621.61 | 2,044.55 | 0 | 0 | .00 |
| Chile | 19 | 34 | 25 | 69 | 1,299.89 | 2,040.53 | 0 | 0 | .00 |
| W Europe | 91 | 28 | 93 | 75 | 2,988.19 | 2,694.71 | 2 | 3 | 1,525.00 |
| European Union | 31 | 28 | 93 | 75 | 2,988.19 | 2,694.71 | 2 | 3 | 1,525.00 |
| Spain, incl Canary Is | 29 | 26 | 80 | 64 | 2,764.24 | 2,463.08 | 2 | 3 | 1,525.00 |
| Asia | 669 | 453 | 1,254 | 755 | 1,874.68 | 1,866.60 | 34 | 47 | 1,367.94 |
| China | 591 | 396 | 1,103 | 676 | 1,865.55 | 1,707.66 | 34 | 47 | 1,367.94 |
| Southeast Asia | 9 | 11 | 20 | 23 | 2,218.44 | 2,127.45 | 0 | 0 | .00 |
| Thailand | 9 | 11 | 20 | 23 | 2,218.44 | 2,127.45 | 0 | 0 | .00 |
| Other East Asia | 69 | 46 | 132 | 55 | 1,908.04 | 1,202.91 | 0 | 0 | .00 |
| Hong Kong | 28 | 31 | 43 | 31 | 1,537.11 | 1,014.00 | 0 | 0 | .00 |
| Taiwan | 41 | 15 | 89 | 24 | 2,161.36 | 1,593.33 | 0 | 0 | .00 |
| Oceania | 169 | 0 | 205 | 0 | 1,215.32 | .00 | 0 | 0 | .00 |
| New Zealand | 169 | 0 | 205 | 0 | 1,215.32 | .00 | 0 | 0 | .00 |
| Developed countries | 240 | 34 | 336 | 89 | 1,401.77 | 2,609.32 | 2 | 3 | 1,525.00 |
| Developing countries | 420 | 305 | 572 | 581 | 1,361.83 | 1,899.43 | 0 | 0 | .00 |
| Other countries | 591 | 396 | 1,103 | 676 | 1,865.55 | 1,707.66 | 34 | 47 | 1,367.94 |
| Tomatoes, incl paste & sauce(MT): | | | | | | | | | |
| World | 88,958 | 105,008 | 68,812 | 76,798 | 773.54 | 731.36 | 7,530 | 4,942 | 656.24 |
| Canada | 7,380 | 7,872 | 4,142 | 5,130 | 561.27 | 651.71 | 121 | 148 | 1,220.75 |
| Latin America | 47,137 | 49,691 | 31,447 | 33,468 | 667.14 | 673.51 | 2,521 | 1,487 | 589.97 |
| Mexico | 23,008 | 29,402 | 17,355 | 19,166 | 754.29 | 651.86 | 0 | 0 | .00 |
| Caribbean | 1,310 | 1,082 | 820 | 824 | 626.30 | 761.52 | 204 | 151 | 738.44 |
| Dominican Republic | 1,212 | 1,033 | 781 | 730 | 644.51 | 707.03 | 200 | 145 | 722.50 |
| S America | 22,804 | 19,083 | 13,264 | 13,402 | 581.66 | 702.32 | 2,316 | 1,333 | 575.35 |
| Chile | 21,642 | 18,461 | 12,681 | 12,979 | 585.92 | 703.04 | 2,215 | 1,256 | 565.89 |
| W Europe | 20,669 | 31,220 | 21,601 | 27,483 | 1,045.10 | 890.30 | 2,846 | 2,414 | 848.04 |
| European Union | 19,905 | 30,157 | 18,495 | 23,447 | 929.16 | 777.49 | 2,789 | 2,205 | 790.84 |
| Spain, incl Canary Is | 2,818 | 8,800 | 7,175 | 11,600 | 2,546.23 | 1,318.20 | 402 | 1,041 | 2,590.52 |
| Portugal | 774 | 1,156 | 2,136 | 2,583 | 2,759.68 | 2,234.82 | 0 | 0 | .00 |
| Italy | 15,740 | 19,999 | 7,960 | 8,768 | 505.73 | 438.41 | 2,378 | 1,131 | 475.44 |
| Other W Europe | 764 | 1,063 | 3,106 | 4,036 | 4,065.73 | 3,796.91 | 57 | 208 | 3,647.19 |
| Switzerland | 764 | 1,063 | 3,106 | 4,036 | 4,065.73 | 3,796.91 | 57 | 208 | 3,647.19 |
| E Europe | 926 | 290 | 1,358 | 407 | 1,466.70 | 1,402.34 | 2 | 4 | 2,194.50 |

See footnotes at end of table.

Appendix table B-3--U.S. agricultural imports: Quantity, value, and unit value by commodity and country, October-August 1992/93 and 1993/94, and August 1994--continued

| Commodity and country | October-August | | | | | | August 1994 | | |
|-----------------------------------|----------------|---------|--------------------|---------|-----------------|----------|-------------|--------------------|-----------------|
| | Quantity | | Value (1,000 dol.) | | Unit value (\$) | | Quantity | Value (1,000 dol.) | Unit value (\$) |
| | 1992/93 | 1993/94 | 1992/93 | 1993/94 | 1992/93 | 1993/94 | | | |
| Tomatoes, incl paste & sauce(MT): | | | | | | | | | |
| Hungary | 923 | 266 | 1,352 | 310 | 1,464.43 | 1,166.49 | 2 | 4 | 2,194.50 |
| Asia | 11,455 | 14,505 | 4,750 | 6,218 | 414.66 | 428.71 | 1,857 | 752 | 405.19 |
| W Asia (Mideast) | 11,445 | 13,731 | 4,734 | 6,010 | 413.62 | 437.70 | 1,846 | 742 | 401.88 |
| Turkey | 2,556 | 2,476 | 1,837 | 2,514 | 718.52 | 1,015.27 | 184 | 176 | 956.24 |
| Israel, inc Gaza | 8,889 | 11,255 | 2,897 | 3,496 | 325.94 | 310.65 | 1,662 | 566 | 340.51 |
| Africa | 1,988 | 1,423 | 5,503 | 4,087 | 3,964.38 | 2,872.36 | 183 | 136 | 743.84 |
| N Africa | 1,373 | 1,423 | 5,448 | 4,087 | 3,967.64 | 2,872.36 | 183 | 136 | 743.84 |
| Morocco | 1,373 | 1,423 | 5,448 | 4,087 | 3,967.64 | 2,872.36 | 183 | 136 | 743.84 |
| Developed countries | 36,941 | 50,361 | 28,651 | 36,124 | 775.59 | 717.30 | 4,636 | 3,135 | 676.23 |
| Developing countries | 52,017 | 53,903 | 40,161 | 40,519 | 772.08 | 751.70 | 2,892 | 1,805 | 624.17 |
| Waterchestnuts(MT): | | | | | | | | | |
| World | 36,621 | 38,178 | 25,780 | 26,005 | 703.98 | 681.14 | 2,475 | 1,669 | 674.30 |
| Asia | 36,568 | 38,137 | 25,749 | 25,973 | 704.14 | 681.05 | 2,475 | 1,669 | 674.30 |
| China | 27,221 | 29,116 | 17,424 | 18,130 | 640.07 | 622.67 | 2,030 | 1,276 | 628.52 |
| Southeast Asia | 5,361 | 4,482 | 5,752 | 4,973 | 1,072.97 | 1,109.65 | 342 | 323 | 944.72 |
| Thailand | 5,361 | 4,482 | 5,752 | 4,973 | 1,072.97 | 1,109.65 | 342 | 323 | 944.72 |
| Other East Asia | 3,986 | 4,493 | 2,573 | 2,821 | 645.63 | 627.83 | 103 | 70 | 678.72 |
| Hong Kong | 3,768 | 3,999 | 2,379 | 2,456 | 631.30 | 614.15 | 66 | 34 | 511.97 |
| Taiwan | 216 | 494 | 189 | 365 | 875.61 | 738.85 | 37 | 36 | 876.16 |
| Developing countries | 9,347 | 9,036 | 8,326 | 7,849 | 890.75 | 868.66 | 445 | 393 | 883.15 |
| Other countries | 27,221 | 29,116 | 17,424 | 18,130 | 640.07 | 622.67 | 2,030 | 1,276 | 628.52 |
| Beans & peas, dried(MT): | | | | | | | | | |
| World | 32,856 | 43,267 | 21,031 | 25,474 | 640.10 | 588.77 | 3,079 | 1,959 | 636.19 |
| Canada | 8,646 | 10,881 | 3,358 | 4,362 | 388.42 | 400.88 | 361 | 137 | 830.85 |
| Latin America | 9,036 | 15,297 | 6,446 | 8,734 | 713.33 | 570.98 | 1,177 | 714 | 606.31 |
| Mexico | 6,716 | 12,887 | 4,721 | 6,449 | 703.00 | 500.44 | 1,081 | 600 | 554.76 |
| Central America | 373 | 389 | 326 | 226 | 874.63 | 578.95 | 21 | 23 | 1,079.81 |
| S America | 1,946 | 2,003 | 1,393 | 2,022 | 716.01 | 1,009.29 | 75 | 91 | 1,216.73 |
| Peru | 788 | 1,258 | 812 | 1,471 | 1,029.92 | 1,169.69 | 55 | 79 | 1,434.45 |
| Chile | 910 | 601 | 402 | 384 | 441.74 | 638.40 | 20 | 12 | 618.00 |
| W Europe | 884 | 1,713 | 1,070 | 1,833 | 1,210.80 | 1,069.76 | 279 | 283 | 1,014.75 |
| European Union | 857 | 1,713 | 1,051 | 1,833 | 1,226.41 | 1,069.76 | 279 | 283 | 1,014.75 |
| Ireland | 111 | 219 | 129 | 281 | 1,163.90 | 1,284.47 | 9 | 31 | 3,475.33 |
| Netherlands | 138 | 815 | 126 | 598 | 911.75 | 733.65 | 206 | 166 | 804.67 |
| Asia | 11,645 | 12,857 | 8,865 | 8,791 | 761.30 | 683.77 | 1,033 | 689 | 667.36 |
| W Asia (Mideast) | 4,155 | 1,663 | 3,021 | 1,006 | 727.07 | 604.91 | 54 | 38 | 703.81 |
| Turkey | 4,108 | 1,632 | 2,970 | 976 | 722.87 | 597.89 | 50 | 33 | 653.72 |
| S Asia | 3,555 | 4,762 | 1,991 | 2,783 | 560.00 | 584.31 | 258 | 147 | 570.43 |
| India | 3,555 | 4,762 | 1,991 | 2,783 | 560.00 | 584.31 | 258 | 147 | 570.43 |
| China | 1,194 | 4,474 | 1,100 | 3,122 | 921.25 | 697.89 | 410 | 285 | 694.27 |
| Southeast Asia | 2,254 | 1,599 | 1,947 | 1,314 | 863.66 | 821.81 | 299 | 193 | 646.29 |
| Thailand | 2,200 | 1,559 | 1,884 | 1,282 | 856.15 | 822.17 | 297 | 191 | 642.56 |
| Other East Asia | 469 | 350 | 719 | 469 | 1,534.09 | 1,340.22 | 12 | 23 | 1,901.67 |
| Hong Kong | 210 | 258 | 257 | 214 | 1,224.45 | 828.93 | 7 | 8 | 1,176.71 |
| Taiwan | 246 | 70 | 393 | 165 | 1,596.56 | 2,354.13 | 1 | 3 | 2,650.00 |
| Oceania | 2,430 | 2,367 | 1,171 | 1,623 | 482.00 | 685.76 | 202 | 113 | 558.64 |
| Australia | 2,391 | 2,259 | 1,090 | 1,258 | 455.93 | 556.93 | 202 | 113 | 558.64 |
| New Zealand | 39 | 106 | 81 | 361 | 2,080.05 | 3,406.21 | 0 | 0 | .00 |
| Developed countries | 11,979 | 14,968 | 5,702 | 7,915 | 475.89 | 528.78 | 842 | 537 | 637.70 |
| Developing countries | 19,683 | 23,825 | 14,229 | 14,437 | 722.93 | 605.95 | 1,827 | 1,137 | 622.46 |
| Other countries | 1,194 | 4,474 | 1,100 | 3,122 | 921.25 | 697.89 | 410 | 285 | 694.27 |
| Mustard(MT): | | | | | | | | | |
| World | 7,893 | 9,219 | 9,287 | 10,231 | 1,176.61 | 1,109.72 | 898 | 991 | 1,103.08 |
| Canada | 4,338 | 4,858 | 4,171 | 4,612 | 961.61 | 949.31 | 429 | 402 | 936.63 |
| W Europe | 3,339 | 4,200 | 4,717 | 5,218 | 1,412.83 | 1,242.30 | 436 | 527 | 1,208.58 |
| European Union | 3,338 | 4,193 | 4,704 | 5,192 | 1,409.23 | 1,238.23 | 436 | 527 | 1,208.58 |
| United Kingdom | 481 | 326 | 972 | 662 | 2,021.05 | 2,031.75 | 13 | 34 | 2,614.15 |
| France | 2,804 | 3,769 | 3,575 | 4,342 | 1,274.79 | 1,151.90 | 410 | 475 | 1,158.42 |
| Germany | 51 | 62 | 143 | 138 | 2,810.51 | 2,231.02 | 12 | 17 | 1,389.58 |
| Asia | 186 | 152 | 372 | 398 | 1,997.81 | 2,617.39 | 31 | 60 | 1,938.00 |
| Japan | 13 | 30 | 118 | 221 | 9,043.77 | 7,359.67 | 6 | 23 | 3,822.67 |
| Southeast Asia | 116 | 98 | 133 | 92 | 1,148.75 | 940.58 | 23 | 21 | 924.13 |
| Thailand | 115 | 98 | 118 | 91 | 1,023.36 | 927.46 | 23 | 21 | 924.13 |
| Other East Asia | 50 | 21 | 112 | 79 | 2,246.84 | 3,765.81 | 2 | 16 | 7,943.50 |
| Developed countries | 7,690 | 9,088 | 9,006 | 10,050 | 1,171.19 | 1,105.88 | 871 | 952 | 1,092.64 |
| Developing countries | 186 | 121 | 272 | 173 | 1,389.51 | 1,429.73 | 27 | 39 | 1,440.00 |
| Peppers & pimientos, prep(MT): | | | | | | | | | |
| World | 14,037 | 12,213 | 15,825 | 14,452 | 1,127.38 | 1,183.35 | 1,134 | 1,400 | 1,234.41 |
| Latin America | 7,439 | 6,092 | 7,822 | 7,463 | 1,051.55 | 1,225.05 | 599 | 843 | 1,407.32 |
| Mexico | 2,988 | 2,981 | 3,056 | 3,521 | 1,022.90 | 1,181.23 | 243 | 304 | 1,252.89 |
| Central America | 1,296 | 614 | 1,115 | 704 | 850.02 | 1,145.82 | 96 | 152 | 1,578.70 |
| Honduras | 785 | 397 | 626 | 486 | 797.13 | 1,225.23 | 74 | 118 | 1,587.89 |
| Costa Rica | 461 | 75 | 455 | 61 | 987.27 | 808.49 | 0 | 0 | .00 |
| S America | 3,070 | 2,401 | 3,589 | 3,156 | 1,169.02 | 1,314.39 | 256 | 381 | 1,436.97 |
| Colombia | 2,402 | 1,966 | 2,938 | 2,740 | 1,223.30 | 1,393.77 | 205 | 325 | 1,586.14 |
| Chile | 262 | 150 | 207 | 117 | 790.81 | 777.15 | 18 | 12 | 672.00 |
| Argentina | 251 | 0 | 361 | 0 | 1,438.15 | .00 | 0 | 0 | .00 |
| W Europe | 5,254 | 5,739 | 6,947 | 6,586 | 1,322.28 | 1,147.60 | 497 | 524 | 1,054.14 |
| European Union | 5,254 | 5,739 | 6,947 | 6,586 | 1,322.28 | 1,147.60 | 497 | 524 | 1,054.14 |
| Spain, incl Canary Is | 4,010 | 4,582 | 6,135 | 5,724 | 1,528.82 | 1,249.15 | 301 | 402 | 1,336.85 |
| Greece | 1,214 | 1,142 | 749 | 801 | 616.94 | 701.03 | 195 | 119 | 609.93 |
| Asia | 1,096 | 301 | 843 | 303 | 769.41 | 1,006.32 | 38 | 33 | 856.42 |
| W Asia (Mideast) | 1,006 | 245 | 733 | 218 | 728.53 | 890.24 | 30 | 25 | 841.23 |
| Israel, inc Gaza | 811 | 164 | 608 | 142 | 749.73 | 865.48 | 10 | 13 | 1,292.50 |
| Developed countries | 6,065 | 5,904 | 7,557 | 6,732 | 1,245.93 | 1,140.22 | 507 | 537 | 1,058.85 |
| Developing countries | 7,971 | 6,296 | 8,261 | 7,706 | 1,036.44 | 1,223.89 | 627 | 863 | 1,376.37 |

See footnotes at end of table.

Appendix table B-3--U.S. agricultural imports: Quantity, value, and unit value by commodity and country, October-August 1992/93 and 1993/94, and August 1994--continued

| Commodity and country | October-August | | | | | | August 1994 | | |
|---|----------------|---------|--------------------|---------|-----------------|----------|-------------|--------------------|-----------------|
| | Quantity | | Value (1,000 dol.) | | Unit value (\$) | | Quantity | Value (1,000 dol.) | Unit value (\$) |
| | 1992/93 | 1993/94 | 1992/93 | 1993/94 | 1992/93 | 1993/94 | | | |
| Soy sauce(MT): | | | | | | | | | |
| World | 31,492 | 33,741 | 28,795 | 33,438 | 914.36 | 991.02 | 3,630 | 3,436 | 946.50 |
| Asia | 31,436 | 33,614 | 28,697 | 33,190 | 912.87 | 987.39 | 3,630 | 3,424 | 946.14 |
| Japan | 7,339 | 7,751 | 9,152 | 11,083 | 1,247.10 | 1,429.92 | 707 | 900 | 1,273.38 |
| China | 7,770 | 5,971 | 4,587 | 3,021 | 590.39 | 506.01 | 727 | 347 | 477.10 |
| Southeast Asia | 2,698 | 3,587 | 2,525 | 3,008 | 935.78 | 838.54 | 461 | 417 | 905.58 |
| Thailand | 961 | 1,065 | 984 | 1,087 | 1,024.43 | 1,020.67 | 108 | 117 | 1,080.60 |
| Singapore | 311 | 365 | 453 | 644 | 1,457.72 | 1,763.05 | 63 | 135 | 2,143.16 |
| Philippines | 1,151 | 1,958 | 907 | 1,115 | 788.05 | 569.66 | 276 | 148 | 535.15 |
| Other East Asia | 13,629 | 16,305 | 12,432 | 16,078 | 912.20 | 986.05 | 1,735 | 1,770 | 1,020.10 |
| Korea, Rep of | 790 | 950 | 798 | 911 | 1,009.95 | 958.71 | 77 | 74 | 958.97 |
| Hong Kong | 8,893 | 10,030 | 8,423 | 10,444 | 947.11 | 1,041.23 | 1,057 | 1,123 | 1,062.84 |
| Taiwan | 3,946 | 5,325 | 3,212 | 4,723 | 813.95 | 887.00 | 601 | 573 | 952.76 |
| Developed countries | 7,390 | 7,848 | 9,241 | 11,304 | 1,250.48 | 1,440.39 | 707 | 902 | 1,275.24 |
| Developing countries | 16,332 | 19,922 | 14,967 | 19,113 | 915.39 | 959.37 | 2,196 | 2,187 | 995.06 |
| Other countries | 7,770 | 5,971 | 4,587 | 3,021 | 590.39 | 506.01 | 727 | 347 | 477.10 |
| Starches, excl wheat & corn(MT): | | | | | | | | | |
| World | 66,193 | 61,841 | 24,024 | 19,827 | 362.93 | 320.61 | 2,421 | 1,073 | 443.31 |
| Canada | 2,080 | 960 | 863 | 372 | 414.39 | 387.23 | 29 | 17 | 602.17 |
| Latin America | 587 | 541 | 340 | 431 | 579.31 | 796.24 | 47 | 29 | 606.64 |
| S America | 550 | 528 | 318 | 421 | 578.22 | 797.53 | 47 | 29 | 606.64 |
| Brazil | 502 | 477 | 234 | 353 | 466.04 | 739.83 | 36 | 15 | 429.08 |
| W Europe | 42,560 | 42,735 | 15,474 | 13,347 | 363.57 | 312.32 | 1,507 | 633 | 420.04 |
| European Union | 42,542 | 42,699 | 15,464 | 13,327 | 363.50 | 312.11 | 1,507 | 633 | 420.04 |
| Denmark | 8,590 | 5,882 | 2,373 | 1,522 | 276.25 | 258.71 | 21 | 10 | 470.00 |
| Netherlands | 19,612 | 28,382 | 7,522 | 7,708 | 383.53 | 271.57 | 728 | 316 | 434.66 |
| Belgium and Luxembourg | 587 | 1,343 | 831 | 1,586 | 1,416.39 | 1,180.66 | 40 | 56 | 1,410.17 |
| France | 1,677 | 2,715 | 781 | 1,065 | 465.82 | 392.43 | 120 | 56 | 462.95 |
| Germany | 12,070 | 4,362 | 3,946 | 1,407 | 326.89 | 322.66 | 598 | 195 | 325.64 |
| Asia | 20,835 | 17,547 | 7,253 | 5,646 | 348.12 | 321.74 | 836 | 393 | 465.75 |
| Japan | 99 | 50 | 273 | 231 | 2,754.84 | 4,626.84 | 5 | 22 | 4,420.80 |
| China | 163 | 231 | 189 | 402 | 1,158.02 | 1,741.06 | 29 | 48 | 1,642.10 |
| Southeast Asia | 20,201 | 17,044 | 6,425 | 4,718 | 318.03 | 276.79 | 777 | 291 | 374.48 |
| Thailand | 20,025 | 16,936 | 6,246 | 4,329 | 311.90 | 273.32 | 761 | 274 | 359.78 |
| Other East Asia | 322 | 157 | 338 | 255 | 1,048.83 | 1,624.11 | 16 | 27 | 1,634.38 |
| Developed countries | 44,739 | 43,761 | 16,609 | 13,965 | 371.25 | 319.13 | 1,541 | 673 | 436.45 |
| Developing countries | 21,291 | 17,849 | 7,226 | 6,459 | 339.37 | 305.86 | 851 | 353 | 414.90 |
| Other countries | 163 | 231 | 189 | 402 | 1,158.02 | 1,741.06 | 29 | 48 | 1,642.10 |
| Soups & sauces(MT): | | | | | | | | | |
| World | 60,511 | 62,783 | 124,265 | 126,689 | 2,053.60 | 2,017.88 | 6,433 | 12,581 | 1,955.73 |
| Canada | 9,809 | 6,752 | 11,115 | 11,122 | 1,133.13 | 1,647.25 | 469 | 814 | 1,735.34 |
| Latin America | 11,695 | 13,120 | 35,402 | 34,012 | 3,027.12 | 2,592.41 | 1,477 | 3,658 | 2,476.68 |
| Mexico | 6,292 | 8,326 | 15,602 | 17,982 | 2,479.63 | 2,159.75 | 879 | 1,752 | 1,993.34 |
| Central America | 1,193 | 846 | 2,375 | 1,717 | 1,991.15 | 2,028.86 | 243 | 394 | 1,621.34 |
| Caribbean | 1,132 | 1,206 | 2,725 | 2,946 | 2,406.95 | 2,442.83 | 158 | 412 | 2,604.85 |
| Jamaica | 729 | 809 | 1,856 | 1,996 | 2,546.32 | 2,467.63 | 105 | 274 | 2,613.44 |
| S America | 3,078 | 2,742 | 14,700 | 11,367 | 4,775.88 | 4,145.51 | 197 | 1,100 | 5,585.55 |
| Venezuela | 678 | 800 | 1,793 | 2,098 | 2,644.47 | 2,621.92 | 14 | 36 | 2,585.00 |
| Argentina | 2,313 | 1,882 | 12,700 | 9,083 | 5,490.64 | 4,826.30 | 178 | 1,046 | 5,878.62 |
| W Europe | 3,793 | 4,222 | 12,674 | 12,750 | 3,341.52 | 3,019.97 | 421 | 1,540 | 3,658.23 |
| European Union | 2,730 | 3,272 | 6,155 | 7,244 | 2,254.49 | 2,214.01 | 288 | 764 | 2,651.79 |
| United Kingdom | 827 | 956 | 1,726 | 1,865 | 2,086.73 | 1,951.16 | 66 | 121 | 1,836.03 |
| Germany | 1,077 | 856 | 1,586 | 1,177 | 1,472.32 | 1,374.73 | 59 | 62 | 1,056.07 |
| Italy | 282 | 280 | 1,386 | 1,434 | 4,914.13 | 5,122.29 | 38 | 177 | 4,660.37 |
| Other W Europe | 1,063 | 950 | 6,520 | 6,506 | 6,133.23 | 5,795.88 | 133 | 776 | 5,837.59 |
| Switzerland | 1,042 | 920 | 6,442 | 6,417 | 6,181.92 | 5,887.65 | 132 | 771 | 5,837.57 |
| Asia | 31,983 | 33,299 | 61,638 | 63,867 | 1,927.20 | 1,917.98 | 3,704 | 6,241 | 1,684.95 |
| W Asia (Mideast) | 645 | 485 | 2,065 | 1,157 | 3,202.30 | 2,386.35 | 24 | 39 | 1,636.25 |
| Israel, inc Gaza | 455 | 274 | 1,821 | 895 | 4,002.16 | 3,266.29 | 12 | 28 | 2,328.08 |
| Japan | 2,927 | 2,908 | 15,970 | 17,602 | 5,456.14 | 6,053.07 | 229 | 1,341 | 5,855.32 |
| China | 1,530 | 2,319 | 1,394 | 1,987 | 911.08 | 856.90 | 286 | 277 | 969.22 |
| Southeast Asia | 4,453 | 4,402 | 9,054 | 9,221 | 2,033.14 | 2,052.70 | 495 | 777 | 1,568.69 |
| Thailand | 2,699 | 2,660 | 4,730 | 5,070 | 1,752.44 | 1,905.95 | 254 | 472 | 1,857.05 |
| Philippines | 1,040 | 1,189 | 2,877 | 2,700 | 2,766.76 | 2,271.05 | 170 | 152 | 894.60 |
| Other East Asia | 22,131 | 22,808 | 32,766 | 33,530 | 1,480.55 | 1,470.10 | 2,651 | 3,770 | 1,422.19 |
| Korea, Rep of | 1,933 | 2,072 | 5,119 | 5,367 | 2,648.45 | 2,590.22 | 133 | 415 | 3,120.85 |
| Hong Kong | 18,025 | 18,382 | 22,786 | 23,432 | 1,264.12 | 1,274.73 | 2,298 | 2,877 | 1,251.80 |
| Taiwan | 2,173 | 2,354 | 4,861 | 4,731 | 2,236.95 | 2,009.77 | 220 | 479 | 2,175.06 |
| Oceania | 2,555 | 4,746 | 2,466 | 3,935 | 965.10 | 829.08 | 346 | 289 | 836.47 |
| Australia | 2,555 | 4,744 | 2,462 | 3,931 | 963.43 | 828.69 | 346 | 289 | 836.47 |
| Developed countries | 19,540 | 18,901 | 44,048 | 46,303 | 2,254.23 | 2,449.79 | 1,477 | 4,012 | 2,716.46 |
| Developing countries | 39,441 | 41,563 | 78,823 | 78,398 | 1,998.52 | 1,886.24 | 4,670 | 8,282 | 1,775.54 |
| Other countries | 1,530 | 2,319 | 1,394 | 1,987 | 911.08 | 856.90 | 286 | 277 | 969.22 |
| Vinegar(HL): | | | | | | | | | |
| World | 140,168 | 200,457 | 18,748 | 22,488 | 133.75 | 112.18 | 36,514 | 3,367 | 92.21 |
| W Europe | 100,725 | 142,256 | 14,883 | 17,776 | 147.75 | 124.95 | 24,898 | 2,664 | 107.00 |
| European Union | 100,698 | 142,256 | 14,874 | 17,774 | 147.71 | 124.94 | 24,898 | 2,664 | 107.00 |
| France | 20,698 | 31,176 | 2,129 | 2,677 | 102.85 | 85.87 | 5,353 | 400 | 74.69 |
| Spain, incl Canary Is | 9,333 | 8,947 | 1,132 | 855 | 121.30 | 100.01 | 445 | 67 | 150.87 |
| Italy | 69,043 | 99,085 | 11,412 | 13,905 | 165.29 | 140.34 | 18,652 | 2,173 | 116.51 |
| Asia | 38,005 | 48,755 | 3,787 | 4,500 | 99.66 | 92.29 | 10,334 | 689 | 66.70 |
| Japan | 15,975 | 16,904 | 2,107 | 2,360 | 131.87 | 139.64 | 1,841 | 338 | 183.52 |
| China | 2,821 | 4,951 | 283 | 325 | 100.30 | 65.67 | 64 | 8 | 125.76 |
| Southeast Asia | 11,513 | 12,676 | 697 | 720 | 60.54 | 56.77 | 1,022 | 75 | 73.66 |
| Philippines | 11,176 | 12,155 | 670 | 682 | 59.91 | 56.12 | 987 | 72 | 72.20 |
| Other East Asia | 7,686 | 14,094 | 701 | 1,091 | 91.06 | 77.42 | 7,407 | 268 | 36.19 |

See footnotes at end of table.

Appendix table B-3--U.S. agricultural imports: Quantity, value, and unit value by commodity and country, October-August 1992/93 and 1993/94, and August 1994--continued

| Commodity and country | October-August | | | | | | August 1994 | | |
|---------------------------------|----------------|---------|--------------------|---------|-----------------|-----------|-------------|--------------------|-----------------|
| | Quantity | | Value (1,000 dol.) | | Unit value (\$) | | Quantity | Value (1,000 dol.) | Unit value (\$) |
| | 1992/93 | 1993/94 | 1992/93 | 1993/94 | 1992/93 | 1993/94 | | | |
| Vinegar(HL): | | | | | | | | | |
| Hong Kong | 3,419 | 3,140 | 348 | 426 | 101.74 | 135.62 | 154 | 22 | 142.20 |
| Taiwan | 1,789 | 9,164 | 197 | 445 | 110.31 | 48.60 | 7,143 | 232 | 32.50 |
| Developed countries | 117,364 | 167,484 | 17,019 | 20,280 | 145.01 | 121.09 | 28,021 | 3,016 | 107.62 |
| Developing countries | 19,983 | 28,022 | 1,446 | 1,883 | 72.35 | 67.18 | 8,429 | 343 | 40.73 |
| Other countries | 2,821 | 4,951 | 283 | 325 | 100.30 | 65.67 | 64 | 8 | 125.76 |
| Yeasts(MT): | | | | | | | | | |
| World | 28,005 | 30,966 | 34,612 | 35,649 | 1,235.91 | 1,151.14 | 2,717 | 3,379 | 1,243.52 |
| Canada | 18,498 | 20,417 | 15,409 | 14,934 | 833.00 | 731.45 | 1,791 | 1,153 | 643.64 |
| Latin America | 6,050 | 6,008 | 11,142 | 11,095 | 1,841.62 | 1,846.69 | 565 | 1,110 | 1,964.64 |
| Mexico | 5,559 | 5,813 | 10,058 | 10,450 | 1,809.31 | 1,797.61 | 544 | 1,020 | 1,874.74 |
| S America | 482 | 143 | 1,060 | 529 | 2,199.14 | 3,702.53 | 20 | 87 | 4,370.75 |
| Brazil | 387 | 19 | 755 | 96 | 1,951.42 | 5,050.16 | 0 | 0 | .00 |
| W Europe | 3,140 | 3,903 | 7,449 | 8,684 | 2,372.40 | 2,224.99 | 303 | 893 | 2,947.61 |
| European Union | 2,088 | 2,683 | 6,070 | 6,611 | 2,906.98 | 2,463.99 | 190 | 640 | 3,368.94 |
| Denmark | 32 | 11 | 459 | 182 | 14,334.00 | 16,536.18 | 4 | 70 | 17,569.50 |
| United Kingdom | 640 | 1,192 | 1,701 | 2,223 | 2,657.68 | 1,864.56 | 97 | 262 | 2,687.55 |
| Belgium and Luxembourg | 223 | 328 | 291 | 727 | 1,306.92 | 2,217.52 | 0 | 0 | .00 |
| France | 580 | 642 | 1,569 | 1,460 | 2,704.46 | 2,274.70 | 43 | 103 | 2,402.30 |
| Germany | 316 | 246 | 1,774 | 1,810 | 5,614.51 | 7,359.17 | 21 | 184 | 8,752.28 |
| Other W Europe | 1,052 | 1,220 | 1,380 | 2,073 | 1,311.96 | 1,699.39 | 113 | 253 | 2,239.18 |
| Switzerland | 1,015 | 1,220 | 1,341 | 2,073 | 1,321.64 | 1,699.39 | 113 | 253 | 2,239.18 |
| E Europe | 249 | 582 | 219 | 495 | 878.81 | 851.09 | 43 | 59 | 910.88 |
| Developed countries | 21,659 | 24,359 | 23,093 | 24,001 | 1,066.19 | 985.29 | 2,107 | 2,222 | 1,054.72 |
| Developing countries | 6,344 | 6,604 | 11,507 | 11,629 | 1,813.91 | 1,760.97 | 610 | 1,156 | 1,895.62 |
| Other vegetables-prep/pres(NA): | | | | | | | | | |
| World | -- | -- | 295,955 | 326,454 | (1) | (1) | -- | 29,497 | (1) |
| Canada | -- | -- | 49,515 | 58,604 | (1) | (1) | -- | 3,822 | (1) |
| Latin America | -- | -- | 88,439 | 96,214 | (1) | (1) | -- | 9,153 | (1) |
| Mexico | -- | -- | 53,222 | 50,754 | (1) | (1) | -- | 5,380 | (1) |
| Central America | -- | -- | 11,655 | 14,894 | (1) | (1) | -- | 1,525 | (1) |
| Costa Rica | -- | -- | 9,591 | 12,868 | (1) | (1) | -- | 1,286 | (1) |
| Caribbean | -- | -- | 10,002 | 11,874 | (1) | (1) | -- | 383 | (1) |
| Dominican Republic | -- | -- | 9,456 | 11,205 | (1) | (1) | -- | 349 | (1) |
| S America | -- | -- | 13,560 | 18,693 | (1) | (1) | -- | 1,865 | (1) |
| Ecuador | -- | -- | 1,999 | 4,856 | (1) | (1) | -- | 98 | (1) |
| Chile | -- | -- | 4,514 | 5,548 | (1) | (1) | -- | 909 | (1) |
| Brazil | -- | -- | 4,641 | 5,375 | (1) | (1) | -- | 779 | (1) |
| W Europe | -- | -- | 68,224 | 71,662 | (1) | (1) | -- | 5,960 | (1) |
| European Union | -- | -- | 65,673 | 69,120 | (1) | (1) | -- | 5,767 | (1) |
| Netherlands | -- | -- | 11,240 | 9,146 | (1) | (1) | -- | 693 | (1) |
| Belgium and Luxembourg | -- | -- | 3,970 | 3,496 | (1) | (1) | -- | 347 | (1) |
| France | -- | -- | 17,313 | 20,310 | (1) | (1) | -- | 1,821 | (1) |
| Germany | -- | -- | 11,490 | 12,129 | (1) | (1) | -- | 762 | (1) |
| Spain, incl Canary Is | -- | -- | 7,521 | 7,835 | (1) | (1) | -- | 844 | (1) |
| Italy | -- | -- | 2,962 | 3,641 | (1) | (1) | -- | 74 | (1) |
| Greece | -- | -- | 8,440 | 8,763 | (1) | (1) | -- | 752 | (1) |
| Asia | -- | -- | 84,849 | 92,545 | (1) | (1) | -- | 9,876 | (1) |
| W Asia (Mideast) | -- | -- | 9,135 | 11,483 | (1) | (1) | -- | 1,162 | (1) |
| Turkey | -- | -- | 2,948 | 4,853 | (1) | (1) | -- | 582 | (1) |
| Israel, inc Gaza | -- | -- | 5,428 | 6,089 | (1) | (1) | -- | 526 | (1) |
| Japan | -- | -- | 15,863 | 18,712 | (1) | (1) | -- | 1,918 | (1) |
| China | -- | -- | 8,790 | 10,258 | (1) | (1) | -- | 959 | (1) |
| Southeast Asia | -- | -- | 26,994 | 28,245 | (1) | (1) | -- | 3,567 | (1) |
| Thailand | -- | -- | 23,526 | 24,060 | (1) | (1) | -- | 2,986 | (1) |
| Other East Asia | -- | -- | 21,346 | 21,149 | (1) | (1) | -- | 2,146 | (1) |
| Korea, Rep of | -- | -- | 5,304 | 5,713 | (1) | (1) | -- | 547 | (1) |
| Hong Kong | -- | -- | 3,294 | 2,841 | (1) | (1) | -- | 269 | (1) |
| Taiwan | -- | -- | 12,748 | 12,595 | (1) | (1) | -- | 1,329 | (1) |
| Africa | -- | -- | 2,096 | 3,667 | (1) | (1) | -- | 598 | (1) |
| Developed countries | -- | -- | 139,664 | 156,037 | (1) | (1) | -- | 12,227 | (1) |
| Developing countries | -- | -- | 147,484 | 160,107 | (1) | (1) | -- | 16,305 | (1) |
| Other countries | -- | -- | 8,807 | 10,310 | (1) | (1) | -- | 965 | (1) |
| Sugar & related prods(NA): | | | | | | | | | |
| World | -- | -- | 928,123 | 943,805 | (1) | (1) | -- | 106,267 | (1) |
| Canada | -- | -- | 165,454 | 175,110 | (1) | (1) | -- | 15,926 | (1) |
| Latin America | -- | -- | 423,334 | 456,937 | (1) | (1) | -- | 30,822 | (1) |
| Mexico | -- | -- | 23,315 | 41,868 | (1) | (1) | -- | 4,703 | (1) |
| Central America | -- | -- | 116,659 | 140,809 | (1) | (1) | -- | 7,244 | (1) |
| Guatemala | -- | -- | 63,642 | 73,425 | (1) | (1) | -- | 6,986 | (1) |
| Belize | -- | -- | 7,981 | 9,843 | (1) | (1) | -- | 0 | (1) |
| El Salvador | -- | -- | 8,759 | 21,023 | (1) | (1) | -- | 2 | (1) |
| Nicaragua | -- | -- | 13,760 | 13,846 | (1) | (1) | -- | 0 | (1) |
| Costa Rica | -- | -- | 15,817 | 17,812 | (1) | (1) | -- | 86 | (1) |
| Caribbean | -- | -- | 111,643 | 95,703 | (1) | (1) | -- | 5,194 | (1) |
| Dominican Republic | -- | -- | 100,161 | 85,228 | (1) | (1) | -- | 1,118 | (1) |
| S America | -- | -- | 171,717 | 178,558 | (1) | (1) | -- | 13,681 | (1) |
| Colombia | -- | -- | 36,408 | 34,596 | (1) | (1) | -- | 1,795 | (1) |
| Peru | -- | -- | 6,416 | 32,114 | (1) | (1) | -- | 4,757 | (1) |
| Brazil | -- | -- | 76,077 | 63,091 | (1) | (1) | -- | 2,137 | (1) |
| Argentina | -- | -- | 29,529 | 21,981 | (1) | (1) | -- | 2,842 | (1) |
| W Europe | -- | -- | 135,191 | 120,587 | (1) | (1) | -- | 13,504 | (1) |
| European Union | -- | -- | 127,745 | 113,088 | (1) | (1) | -- | 12,874 | (1) |
| United Kingdom | -- | -- | 21,529 | 18,954 | (1) | (1) | -- | 1,753 | (1) |
| Netherlands | -- | -- | 12,949 | 13,830 | (1) | (1) | -- | 1,521 | (1) |
| Germany | -- | -- | 64,132 | 47,897 | (1) | (1) | -- | 5,897 | (1) |

See footnotes at end of table.

Appendix table B-9--U.S. agricultural imports: Quantity, value, and unit value by commodity and country, October-August 1992/93 and 1993/94, and August 1994--continued

| Commodity and country | October-August | | | | | | August 1994 | | |
|----------------------------|----------------|------------|--------------------|---------|-----------------|----------|-------------|--------------------|-----------------|
| | Quantity | | Value (1,000 dol.) | | Unit value (\$) | | Quantity | Value (1,000 dol.) | Unit value (\$) |
| | 1992/93 | 1993/94 | 1992/93 | 1993/94 | 1992/93 | 1993/94 | | | |
| Sugar & related prods(NA): | | | | | | | | | |
| Spain, incl Canary Is | -- | -- | 6,711 | 10,006 | (1) | (1) | -- | 1,678 | (1) |
| Italy | -- | -- | 12,077 | 10,296 | (1) | (1) | -- | 787 | (1) |
| E Europe | -- | -- | 7,146 | 9,815 | (1) | (1) | -- | 151 | (1) |
| Asia | -- | -- | 112,847 | 105,721 | (1) | (1) | -- | 9,852 | (1) |
| China | -- | -- | 25,946 | 25,190 | (1) | (1) | -- | 1,779 | (1) |
| Southeast Asia | -- | -- | 62,809 | 58,326 | (1) | (1) | -- | 6,519 | (1) |
| Philippines | -- | -- | 54,426 | 47,944 | (1) | (1) | -- | 100 | (1) |
| Other East Asia | -- | -- | 15,459 | 15,111 | (1) | (1) | -- | 1,172 | (1) |
| Taiwan | -- | -- | 11,236 | 10,886 | (1) | (1) | -- | 894 | (1) |
| Oceania | -- | -- | 47,325 | 33,950 | (1) | (1) | -- | 12,348 | (1) |
| Australia | -- | -- | 39,685 | 29,327 | (1) | (1) | -- | 12,348 | (1) |
| Africa | -- | -- | 35,299 | 38,187 | (1) | (1) | -- | 22,614 | (1) |
| Sub-Saharan | -- | -- | 34,767 | 37,881 | (1) | (1) | -- | 22,614 | (1) |
| Mozambique | -- | -- | 0 | 17,156 | (1) | (1) | -- | 11,174 | (1) |
| Rep S Africa | -- | -- | 10,828 | 114 | (1) | (1) | -- | 0 | (1) |
| Zimbabwe | -- | -- | 0 | 11,313 | (1) | (1) | -- | 11,313 | (1) |
| Developed countries | -- | -- | 357,937 | 330,697 | (1) | (1) | -- | 42,100 | (1) |
| Developing countries | -- | -- | 542,712 | 584,402 | (1) | (1) | -- | 61,327 | (1) |
| Other countries | -- | -- | 27,474 | 28,706 | (1) | (1) | -- | 2,841 | (1) |
| Sugar - cane & beet(MT): | | | | | | | | | |
| World | 1,346,331 | 1,293,048 | 503,774 | 484,379 | 374.18 | 374.60 | 146,746 | 58,068 | 395.71 |
| Canada | 68,190 | 84,541 | 53,088 | 53,118 | 778.52 | 628.30 | 6,856 | 4,087 | 587.54 |
| Latin America | 958,431 | 937,431 | 315,227 | 313,295 | 328.90 | 334.20 | 54,062 | 16,203 | 299.71 |
| Central America | 387,634 | 463,456 | 101,398 | 120,983 | 261.43 | 261.07 | 32,870 | 7,134 | 218.36 |
| Guatemala | 256,713 | 264,037 | 58,654 | 66,540 | 228.48 | 252.01 | 31,818 | 6,964 | 218.87 |
| Belize | 9,490 | 14,603 | 3,545 | 5,014 | 373.55 | 343.37 | 0 | 0 | .00 |
| El Salvador | 15,239 | 65,641 | 6,600 | 17,584 | 433.08 | 267.88 | 0 | 0 | .00 |
| Nicaragua | 37,724 | 38,122 | 12,149 | 11,775 | 322.04 | 308.87 | 0 | 0 | .00 |
| Costa Rica | 56,996 | 74,320 | 14,817 | 16,675 | 259.97 | 224.37 | 0 | 0 | .00 |
| Panama | 11,472 | 6,733 | 5,573 | 3,405 | 485.79 | 505.67 | 852 | 170 | 199.48 |
| Caribbean | 231,368 | 198,197 | 93,023 | 81,038 | 402.02 | 408.88 | 10,319 | 4,005 | 388.16 |
| Jamaica | 12,400 | 9,936 | 5,366 | 3,822 | 432.73 | 384.61 | 9,936 | 3,822 | 384.61 |
| Dominican Republic | 211,088 | 178,155 | 84,080 | 72,693 | 398.32 | 408.03 | 383 | 184 | 480.31 |
| S America | 339,369 | 275,641 | 120,827 | 111,156 | 356.03 | 403.26 | 11,063 | 5,058 | 457.18 |
| Colombia | 111,779 | 59,719 | 27,695 | 20,525 | 247.76 | 343.68 | 536 | 328 | 611.63 |
| Guyana | 13,351 | 12,002 | 5,769 | 6,297 | 432.10 | 441.33 | 0 | 0 | .00 |
| Peru | 13,194 | 71,795 | 5,782 | 31,894 | 438.21 | 444.24 | 10,527 | 4,730 | 449.32 |
| Brazil | 148,497 | 120,418 | 59,414 | 48,624 | 400.10 | 403.79 | 0 | 0 | .00 |
| Argentina | 24,285 | 0 | 10,214 | 0 | 420.60 | .00 | 0 | 0 | .00 |
| Asia | 157,167 | 138,915 | 66,793 | 59,912 | 424.98 | 431.29 | 14,397 | 6,477 | 449.90 |
| Southeast Asia | 143,520 | 127,015 | 60,976 | 53,846 | 424.86 | 423.94 | 14,284 | 6,248 | 437.40 |
| Thailand | 15,786 | 14,283 | 6,812 | 6,237 | 431.54 | 436.66 | 14,283 | 6,235 | 436.56 |
| Philippines | 127,734 | 112,711 | 54,164 | 47,591 | 424.04 | 422.24 | 1 | 12 | 12,491.00 |
| Other East Asia | 13,065 | 11,221 | 5,431 | 5,319 | 415.65 | 473.52 | 0 | 0 | .00 |
| Taiwan | 13,062 | 11,219 | 5,428 | 5,906 | 415.53 | 473.22 | 0 | 0 | .00 |
| Oceania | 81,024 | 49,745 | 33,700 | 21,315 | 415.92 | 428.49 | 18,968 | 8,681 | 434.74 |
| Australia | 70,357 | 41,292 | 28,270 | 17,704 | 416.02 | 428.74 | 19,968 | 8,681 | 434.74 |
| Africa | 81,211 | 82,210 | 34,653 | 35,362 | 426.70 | 442.31 | 51,362 | 22,614 | 440.29 |
| Sub-Saharan | 81,211 | 82,210 | 34,653 | 35,362 | 426.70 | 442.31 | 51,362 | 22,614 | 440.29 |
| Mauritius | 13,324 | 11,561 | 6,011 | 5,278 | 451.18 | 456.51 | 147 | 91 | 615.79 |
| Mozambique | 0 | 39,863 | 0 | 17,156 | .00 | 430.38 | 26,200 | 11,174 | 426.50 |
| Rep S Africa | 25,559 | 0 | 10,810 | 1 | 422.95 | .00 | 0 | 0 | .00 |
| Swaziland | 17,600 | 96 | 7,510 | 190 | 426.72 | 1,980.49 | 15 | 36 | 2,432.00 |
| Zimbabwe | 0 | 25,000 | 0 | 11,313 | .00 | 452.51 | 25,000 | 11,313 | 452.51 |
| Developed countries | 164,449 | 126,047 | 93,506 | 71,212 | 568.60 | 564.87 | 26,925 | 12,774 | 474.43 |
| Developing countries | 1,181,401 | 1,166,466 | 409,936 | 412,507 | 346.99 | 353.64 | 118,708 | 45,065 | 376.46 |
| Molasses(HL): | | | | | | | | | |
| World | 7,032,623 | 10,099,864 | 53,681 | 82,181 | 7.63 | 8.14 | 693,082 | 7,244 | 10.45 |
| Canada | 32,053 | 39,819 | 1,007 | 1,043 | 31.41 | 26.12 | 851 | 19 | 22.73 |
| Latin America | 3,981,593 | 6,549,352 | 32,430 | 53,275 | 8.14 | 8.13 | 251,421 | 2,575 | 10.24 |
| Mexico | 261,109 | 841,081 | 1,710 | 7,454 | 6.55 | 3.86 | 36,691 | 354 | 9.65 |
| Central America | 1,899,894 | 2,447,648 | 12,147 | 17,864 | 6.39 | 7.30 | 0 | 0 | .00 |
| Guatemala | 908,104 | 1,239,229 | 4,742 | 6,844 | 5.22 | 5.52 | 0 | 0 | .00 |
| Belize | 217,724 | 271,915 | 2,510 | 3,631 | 11.53 | 13.95 | 0 | 0 | .00 |
| El Salvador | 250,519 | 401,481 | 2,158 | 3,401 | 8.61 | 8.47 | 0 | 0 | .00 |
| Honduras | 231,467 | 152,493 | 1,126 | 1,397 | 4.86 | 9.16 | 0 | 0 | .00 |
| Nicaragua | 291,180 | 322,574 | 1,611 | 2,071 | 5.53 | 6.42 | 0 | 0 | .00 |
| Caribbean | 1,214,853 | 1,030,694 | 13,807 | 11,251 | 11.45 | 10.91 | 86,674 | 957 | 11.04 |
| Dominican Republic | 1,165,876 | 969,480 | 13,335 | 10,913 | 11.44 | 11.26 | 86,580 | 827 | 10.71 |
| S America | 605,637 | 2,229,929 | 4,667 | 16,706 | 7.70 | 7.49 | 128,056 | 1,264 | 9.87 |
| Colombia | 365,786 | 1,125,704 | 3,234 | 8,721 | 9.84 | 7.75 | 82,631 | 959 | 11.61 |
| Venezuela | 239,841 | 1,060,826 | 1,432 | 7,657 | 5.97 | 7.22 | 45,425 | 305 | 6.71 |
| W Europe | 0 | 262,221 | 0 | 2,498 | .00 | 9.53 | 5 | 3 | 554.80 |
| European Union | 0 | 262,221 | 0 | 2,498 | .00 | 9.53 | 5 | 3 | 554.80 |
| Spain, incl Canary Is | 0 | 262,075 | 0 | 2,485 | .00 | 9.48 | 0 | 0 | .00 |
| E Europe | 524,387 | 763,476 | 5,487 | 7,797 | 10.46 | 10.21 | 0 | 0 | .00 |
| Poland | 524,387 | 763,476 | 5,487 | 7,797 | 10.46 | 10.21 | 0 | 0 | .00 |
| Former Soviet Union | 143,556 | 277,763 | 1,385 | 3,394 | 9.65 | 12.22 | 111,765 | 1,050 | 9.39 |
| Asia | 75,485 | 263,904 | 824 | 2,499 | 12.08 | 9.47 | 58 | 7 | 116.38 |
| W Asia (Mideast) | 75,298 | 3,725 | 858 | 509 | 11.40 | 163.61 | 58 | 7 | 116.38 |
| Turkey | 75,140 | 3,493 | 822 | 545 | 10.84 | 156.01 | 0 | 0 | .00 |
| Southeast Asia | 0 | 258,897 | 0 | 1,837 | .00 | 7.09 | 0 | 0 | .00 |
| Thailand | 0 | 149,578 | 0 | 1,150 | .00 | 7.69 | 0 | 0 | .00 |
| Oceania | 2,274,549 | 1,667,421 | 12,448 | 10,277 | 5.47 | 6.16 | 328,982 | 3,590 | 10.91 |
| Australia | 1,790,658 | 1,594,898 | 9,365 | 8,512 | 5.23 | 5.86 | 328,982 | 3,590 | 10.91 |

See footnotes at end of table.

Appendix table B-3--U.S. agricultural imports: Quantity, value, and unit value by commodity and country, October-August 1992/93 and 1993/94, and August 1994--continued

| Commodity and country | October-August | | | | | | August 1994 | | |
|----------------------------------|----------------|-----------|--------------------|---------|-----------------|----------|-------------|--------------------|-----------------|
| | Quantity | | Value (1,000 dol.) | | Unit value (\$) | | Quantity | Value (1,000 dol.) | Unit value (\$) |
| | 1992/93 | 1993/94 | 1992/93 | 1993/94 | 1992/93 | 1993/94 | | | |
| Molasses(HL): | | | | | | | | | |
| Other Pac Is, n e c | 483,891 | 72,523 | 3,083 | 765 | 6.37 | 10.55 | 0 | 0 | 0.00 |
| Africa | 0 | 275,908 | 0 | 1,398 | .00 | 5.06 | 0 | 0 | .00 |
| Sub-Sahara | 0 | 275,908 | 0 | 1,398 | .00 | 5.06 | 0 | 0 | .00 |
| Mauritius | 0 | 275,908 | 0 | 1,398 | .00 | 5.06 | 0 | 0 | .00 |
| Developed countries | 1,822,741 | 1,897,050 | 10,381 | 13,056 | 5.69 | 6.88 | 328,838 | 3,612 | 10.95 |
| Developing countries | 5,066,326 | 7,925,151 | 41,915 | 65,731 | 8.27 | 8.29 | 251,479 | 2,582 | 10.27 |
| Other countries | 143,556 | 277,763 | 1,385 | 3,394 | 9.65 | 12.22 | 111,765 | 1,050 | 9.39 |
| Confectionery prods(MT): | | | | | | | | | |
| World | 116,541 | 121,901 | 235,860 | 243,053 | 2,023.84 | 1,993.85 | 14,836 | 29,561 | 1,992.50 |
| Canada | 16,494 | 21,362 | 25,645 | 34,944 | 1,554.78 | 1,635.79 | 2,548 | 4,125 | 1,618.99 |
| Latin America | 41,426 | 48,131 | 54,086 | 67,886 | 1,305.61 | 1,410.43 | 6,718 | 10,067 | 1,498.47 |
| Mexico | 12,656 | 18,944 | 17,383 | 29,719 | 1,373.53 | 1,568.77 | 2,116 | 4,032 | 1,905.50 |
| S America | 26,611 | 27,445 | 33,529 | 35,681 | 1,259.97 | 1,300.10 | 4,374 | 5,698 | 1,302.75 |
| Colombia | 5,105 | 4,757 | 5,477 | 5,348 | 1,072.85 | 1,124.33 | 473 | 508 | 1,073.45 |
| Chile | 1,997 | 4,005 | 4,063 | 7,145 | 2,034.50 | 1,784.00 | 982 | 1,640 | 1,670.12 |
| Brazil | 15,135 | 13,184 | 16,647 | 14,462 | 1,099.83 | 1,095.96 | 1,893 | 2,137 | 1,128.70 |
| Argentina | 3,857 | 4,581 | 6,639 | 6,975 | 1,721.23 | 1,522.60 | 900 | 1,181 | 1,311.70 |
| W Europe | 49,000 | 42,622 | 130,932 | 114,982 | 2,672.09 | 2,697.71 | 4,772 | 13,198 | 2,765.80 |
| European Union | 46,805 | 40,065 | 124,915 | 108,064 | 2,668.83 | 2,697.21 | 4,547 | 12,592 | 2,769.23 |
| United Kingdom | 5,842 | 5,606 | 21,323 | 18,556 | 3,649.87 | 3,310.03 | 442 | 1,650 | 3,732.27 |
| Netherlands | 4,978 | 5,692 | 12,853 | 13,733 | 2,582.06 | 2,412.60 | 661 | 1,521 | 2,301.71 |
| Belgium and Luxembourg | 743 | 896 | 2,527 | 3,419 | 3,400.95 | 3,816.08 | 77 | 350 | 4,548.26 |
| France | 930 | 1,254 | 4,634 | 5,303 | 4,982.69 | 4,228.61 | 87 | 501 | 5,166.29 |
| Germany | 27,326 | 19,966 | 63,427 | 47,404 | 2,321.11 | 2,374.21 | 2,529 | 5,818 | 2,300.41 |
| Spain, incl Canary Is | 1,764 | 1,429 | 6,539 | 7,430 | 3,763.88 | 5,189.75 | 308 | 1,678 | 5,449.49 |
| Italy | 4,549 | 4,414 | 11,843 | 10,210 | 2,603.41 | 2,313.08 | 345 | 786 | 2,277.70 |
| Other W Europe | 2,195 | 2,557 | 6,013 | 6,918 | 2,741.59 | 2,705.50 | 225 | 607 | 2,686.45 |
| Sweden | 1,370 | 1,733 | 2,738 | 3,419 | 1,998.59 | 1,972.63 | 168 | 330 | 1,962.38 |
| Asia | 7,643 | 8,307 | 22,287 | 22,524 | 2,915.94 | 2,711.42 | 744 | 2,091 | 2,810.25 |
| W Asia (Mideast) | 1,235 | 822 | 2,477 | 1,498 | 2,006.05 | 1,821.87 | 22 | 43 | 1,967.27 |
| Japan | 585 | 535 | 4,210 | 4,083 | 7,197.06 | 7,630.85 | 33 | 275 | 8,319.30 |
| China | 2,057 | 3,075 | 3,850 | 4,852 | 1,871.71 | 1,577.99 | 240 | 369 | 1,538.19 |
| Southeast Asia | 856 | 1,124 | 1,733 | 2,484 | 2,024.21 | 2,209.98 | 100 | 251 | 2,511.88 |
| Other East Asia | 2,686 | 2,639 | 9,766 | 9,481 | 3,635.82 | 3,592.49 | 343 | 1,143 | 3,333.24 |
| Korea, Rep of | 521 | 588 | 2,313 | 2,632 | 4,439.03 | 4,476.33 | 35 | 168 | 4,803.97 |
| Taiwan | 1,537 | 1,516 | 5,792 | 5,537 | 3,768.51 | 3,652.23 | 259 | 891 | 3,441.23 |
| Developed countries | 67,235 | 65,276 | 163,384 | 155,553 | 2,430.04 | 2,383.01 | 7,355 | 17,606 | 2,393.70 |
| Developing countries | 45,960 | 53,340 | 68,483 | 82,537 | 1,548.33 | 1,547.37 | 7,241 | 11,586 | 1,600.03 |
| Other countries | 2,346 | 3,285 | 3,993 | 4,962 | 1,701.98 | 1,510.63 | 240 | 369 | 1,538.19 |
| Other sugar & related prods(MT): | | | | | | | | | |
| World | 309,503 | 288,570 | 134,807 | 134,193 | 435.56 | 465.03 | 20,890 | 11,395 | 545.47 |
| Canada | 239,873 | 207,987 | 85,715 | 86,006 | 357.33 | 413.52 | 15,721 | 7,695 | 489.46 |
| Latin America | 34,196 | 42,150 | 21,590 | 22,481 | 632.48 | 533.37 | 2,655 | 1,977 | 744.53 |
| Mexico | 7,077 | 7,614 | 4,183 | 4,587 | 591.03 | 602.49 | 585 | 311 | 531.10 |
| Central America | 9,390 | 7,670 | 1,937 | 1,228 | 206.26 | 160.05 | 1 | 2 | 1,800.00 |
| Belize | 9,381 | 7,649 | 1,927 | 1,198 | 205.99 | 156.62 | 0 | 0 | .00 |
| Caribbean | 3,526 | 8,603 | 2,777 | 1,652 | 787.44 | 192.06 | 0 | 3 | .00 |
| Dominican Republic | 3,485 | 8,543 | 2,719 | 1,604 | 780.32 | 187.80 | 0 | 3 | .00 |
| S America | 14,143 | 18,263 | 12,694 | 15,014 | 897.56 | 822.11 | 2,069 | 1,661 | 802.95 |
| Argentina | 14,095 | 18,244 | 12,676 | 15,006 | 899.30 | 822.50 | 2,069 | 1,661 | 802.95 |
| W Europe | 5,095 | 3,295 | 3,946 | 2,731 | 774.50 | 828.98 | 294 | 296 | 1,007.90 |
| European Union | 3,770 | 2,754 | 2,604 | 2,197 | 690.64 | 797.60 | 285 | 278 | 976.06 |
| Asia | 29,793 | 30,896 | 22,844 | 20,786 | 766.75 | 672.77 | 1,789 | 1,278 | 714.12 |
| China | 28,958 | 29,923 | 21,765 | 19,679 | 751.59 | 657.65 | 1,689 | 1,180 | 694.76 |
| Oceania | 350 | 3,846 | 384 | 1,764 | 1,096.40 | 458.55 | 364 | 78 | 214.31 |
| Australia | 297 | 3,787 | 271 | 1,597 | 913.03 | 421.71 | 364 | 78 | 214.31 |
| Developed countries | 245,755 | 215,362 | 90,666 | 90,876 | 368.93 | 421.97 | 16,387 | 8,109 | 494.81 |
| Developing countries | 34,790 | 43,265 | 22,377 | 23,627 | 643.20 | 546.09 | 2,784 | 2,094 | 752.10 |
| Other countries | 28,958 | 29,943 | 21,765 | 19,691 | 751.59 | 657.61 | 1,719 | 1,182 | 693.68 |
| Spices(MT): | | | | | | | | | |
| World | 22,810 | 22,494 | 40,740 | 30,263 | 1,786.06 | 1,945.39 | 1,335 | 1,865 | 1,396.97 |
| Latin America | 10,768 | 10,953 | 20,836 | 16,699 | 1,934.97 | 1,524.56 | 444 | 916 | 2,064.17 |
| Mexico | 6,977 | 7,093 | 11,700 | 8,634 | 1,676.81 | 1,217.19 | 130 | 294 | 2,262.96 |
| Central America | 1,553 | 1,120 | 712 | 648 | 458.54 | 578.61 | 150 | 89 | 596.52 |
| Costa Rica | 1,522 | 1,108 | 700 | 644 | 459.80 | 580.80 | 150 | 89 | 596.52 |
| S America | 2,221 | 1,847 | 8,398 | 7,225 | 3,781.27 | 3,911.89 | 164 | 533 | 3,248.97 |
| Chile | 1,344 | 1,271 | 7,868 | 7,005 | 5,853.87 | 5,511.50 | 96 | 510 | 5,311.75 |
| W Europe | 200 | 223 | 858 | 727 | 4,290.18 | 3,262.04 | 13 | 48 | 3,662.61 |
| European Union | 200 | 219 | 858 | 717 | 4,290.18 | 3,272.62 | 9 | 37 | 4,099.44 |
| Germany | 186 | 203 | 752 | 661 | 4,044.45 | 3,255.88 | 8 | 27 | 3,400.63 |
| Asia | 11,733 | 11,232 | 18,767 | 12,684 | 1,599.51 | 1,129.25 | 859 | 885 | 1,030.51 |
| W Asia (Mideast) | 229 | 171 | 1,331 | 589 | 5,814.03 | 3,444.19 | 0 | 0 | .00 |
| Turkey | 111 | 169 | 642 | 586 | 5,787.51 | 3,467.19 | 0 | 0 | .00 |
| Israel, inc Gaza | 115 | 0 | 684 | 0 | 5,852.15 | .00 | 0 | 0 | .00 |
| S Asia | 6,599 | 5,451 | 7,821 | 5,091 | 1,185.15 | 933.95 | 444 | 404 | 910.84 |
| India | 5,560 | 4,375 | 6,287 | 3,968 | 1,130.73 | 906.94 | 267 | 236 | 882.15 |
| Pakistan | 1,039 | 1,076 | 1,534 | 1,123 | 1,475.37 | 1,043.78 | 177 | 169 | 954.12 |
| China | 3,550 | 4,556 | 6,259 | 5,007 | 1,752.99 | 1,099.06 | 411 | 468 | 1,138.90 |
| Southeast Asia | 477 | 111 | 855 | 189 | 1,793.42 | 1,703.45 | 1 | 3 | 2,500.00 |
| Thailand | 374 | 72 | 785 | 152 | 2,045.64 | 2,104.22 | 1 | 3 | 2,500.00 |
| Other East Asia | 860 | 942 | 2,314 | 1,771 | 2,690.50 | 1,880.30 | 2 | 2 | 1,239.50 |
| Hong Kong | 738 | 839 | 1,896 | 1,482 | 2,569.01 | 1,778.65 | 0 | 0 | .00 |
| Developed countries | 356 | 236 | 1,835 | 802 | 5,153.47 | 3,399.69 | 15 | 57 | 3,832.60 |
| Developing countries | 18,804 | 17,702 | 32,647 | 24,454 | 1,726.87 | 1,381.40 | 909 | 1,339 | 1,473.47 |
| Other countries | 3,550 | 4,556 | 6,259 | 5,007 | 1,762.89 | 1,099.06 | 411 | 468 | 1,138.90 |

See footnotes at end of table.

Appendix table B-3--U.S. agricultural imports: Quantity, value, and unit value by commodity and country, October-August 1992/93 and 1993/94, and August 1994--continued

| Commodity and country | October-August | | | | | | August 1994 | | |
|------------------------------|----------------|---------|--------------------|---------|-----------------|----------|-------------|--------------------|-----------------|
| | Quantity | | Value (1,000 dol.) | | Unit value (\$) | | Quantity | Value (1,000 dol.) | Unit value (\$) |
| | 1992/93 | 1993/94 | 1992/93 | 1993/94 | 1992/93 | 1993/94 | | | |
| Tobacco - unmg(MT): | | | | | | | | | |
| World | 365,621 | 267,022 | 1,057,886 | 752,565 | 2,893.67 | 2,818.36 | 8,037 | 13,948 | 1,735.52 |
| Canada | 10,563 | 4,363 | 30,144 | 15,029 | 2,853.77 | 3,444.54 | 115 | 167 | 1,452.39 |
| Latin America | 138,134 | 99,682 | 382,249 | 299,759 | 2,767.24 | 3,007.16 | 1,753 | 3,085 | 1,759.58 |
| Mexico | 9,591 | 1,053 | 20,602 | 2,733 | 2,149.02 | 2,595.05 | 77 | 158 | 2,055.35 |
| Central America | 19,725 | 4,525 | 51,824 | 11,368 | 2,627.30 | 2,512.20 | 132 | 585 | 4,432.17 |
| Guatemala | 14,340 | 2,213 | 32,665 | 5,450 | 2,277.91 | 2,462.82 | 44 | 167 | 3,794.00 |
| Honduras | 4,162 | 1,854 | 13,643 | 4,293 | 3,278.09 | 2,315.49 | 74 | 377 | 5,100.26 |
| Caribbean | 3,148 | 2,958 | 6,372 | 10,107 | 2,024.29 | 3,416.68 | 130 | 829 | 6,378.22 |
| Dominican Republic | 3,102 | 2,857 | 6,291 | 9,865 | 2,028.14 | 3,452.75 | 119 | 800 | 6,726.87 |
| S America | 105,670 | 91,146 | 303,452 | 275,553 | 2,871.69 | 3,023.20 | 1,414 | 1,512 | 1,069.35 |
| Chile | 2,384 | 2,879 | 10,109 | 12,266 | 4,240.33 | 4,260.57 | 0 | 0 | .00 |
| Brazil | 84,103 | 72,075 | 249,007 | 219,706 | 2,960.73 | 3,048.29 | 834 | 1,167 | 1,399.48 |
| Argentina | 15,548 | 13,892 | 36,023 | 39,978 | 2,316.86 | 2,877.77 | 297 | 125 | 419.99 |
| W Europe | 37,851 | 34,723 | 105,073 | 112,823 | 2,775.96 | 3,249.22 | 2,192 | 6,593 | 3,007.61 |
| European Union | 37,748 | 33,721 | 104,646 | 108,375 | 2,772.24 | 3,213.89 | 2,005 | 6,002 | 3,378.29 |
| Italy | 9,378 | 3,859 | 13,343 | 6,403 | 1,422.80 | 1,656.11 | 776 | 1,156 | 1,489.80 |
| Greece | 20,714 | 20,970 | 82,422 | 91,337 | 3,979.04 | 4,355.58 | 1,026 | 4,444 | 4,331.39 |
| E Europe | 21,694 | 5,552 | 88,758 | 24,543 | 4,091.35 | 4,420.52 | 0 | 0 | .00 |
| Former Yugoslavia | 6,473 | 1,299 | 34,430 | 7,294 | 5,318.94 | 5,615.12 | 0 | 0 | .00 |
| Bulgaria | 13,102 | 3,332 | 51,744 | 15,373 | 3,949.31 | 4,613.60 | 0 | 0 | .00 |
| Asia | 107,819 | 76,533 | 332,832 | 221,661 | 3,086.95 | 2,896.28 | 3,405 | 3,002 | 881.54 |
| W Asia (Mideast) | 49,548 | 35,001 | 236,237 | 141,353 | 4,767.84 | 4,038.55 | 582 | 370 | 635.25 |
| Turkey | 48,549 | 34,477 | 231,628 | 138,531 | 4,771.00 | 4,018.08 | 582 | 370 | 635.25 |
| S Asia | 5,895 | 1,838 | 10,890 | 1,822 | 1,816.51 | 991.03 | 203 | 157 | 775.34 |
| China | 11,156 | 13,236 | 19,454 | 22,390 | 1,743.84 | 1,691.57 | 460 | 442 | 960.31 |
| Southeast Asia | 40,890 | 26,312 | 65,746 | 55,737 | 1,603.95 | 2,118.39 | 2,160 | 2,033 | 941.11 |
| Thailand | 23,259 | 14,834 | 47,229 | 42,915 | 2,030.56 | 2,892.99 | 165 | 287 | 1,740.30 |
| Indonesia | 10,601 | 6,138 | 13,645 | 8,124 | 1,287.16 | 1,323.59 | 571 | 635 | 1,112.72 |
| Africa | 48,940 | 46,130 | 115,022 | 78,685 | 2,350.26 | 1,705.72 | 572 | 1,102 | 1,927.34 |
| Sub-Sahara | 48,940 | 46,130 | 115,022 | 78,685 | 2,350.26 | 1,705.72 | 572 | 1,102 | 1,927.34 |
| Zimbabwe | 29,798 | 25,879 | 66,768 | 39,915 | 2,240.70 | 1,542.39 | 106 | 90 | 853.41 |
| Malawi | 15,154 | 17,988 | 43,440 | 35,159 | 2,866.55 | 1,954.58 | 411 | 887 | 2,159.05 |
| Developed countries | 51,984 | 40,442 | 141,258 | 130,186 | 2,719.09 | 3,219.09 | 2,360 | 6,840 | 2,898.22 |
| Developing countries | 302,481 | 213,344 | 897,273 | 599,989 | 2,966.38 | 2,812.31 | 5,217 | 6,567 | 1,277.90 |
| Other countries | 11,156 | 15,236 | 19,454 | 22,390 | 1,743.84 | 1,691.57 | 460 | 442 | 960.31 |
| Tobacco - filler(MT): | | | | | | | | | |
| World | 270,864 | 225,871 | 1,001,895 | 723,199 | 3,698.86 | 3,201.82 | 5,442 | 10,856 | 1,994.91 |
| Canada | 6,456 | 3,973 | 24,037 | 14,648 | 3,723.16 | 3,886.84 | 96 | 160 | 1,670.77 |
| Latin America | 94,507 | 79,493 | 354,691 | 284,145 | 3,753.07 | 3,574.47 | 658 | 1,672 | 2,541.70 |
| Mexico | 6,523 | 918 | 17,941 | 2,128 | 2,750.35 | 2,318.38 | 0 | 0 | .00 |
| Central America | 17,769 | 3,828 | 50,014 | 9,879 | 2,814.69 | 2,580.72 | 78 | 286 | 3,691.35 |
| Guatemala | 12,922 | 1,954 | 32,326 | 5,359 | 2,501.62 | 2,742.83 | 44 | 167 | 3,794.00 |
| Honduras | 3,697 | 1,444 | 12,266 | 2,957 | 3,317.75 | 2,047.59 | 27 | 88 | 3,250.15 |
| S America | 68,345 | 72,779 | 282,438 | 267,450 | 4,132.53 | 3,674.83 | 510 | 1,256 | 2,462.59 |
| Chile | 2,372 | 2,767 | 10,079 | 12,246 | 4,248.25 | 4,425.88 | 0 | 0 | .00 |
| Brazil | 55,346 | 56,853 | 232,971 | 213,784 | 4,209.36 | 3,760.30 | 220 | 1,045 | 4,751.11 |
| Argentina | 8,137 | 11,015 | 33,372 | 39,037 | 4,101.28 | 3,543.88 | 13 | 22 | 1,685.00 |
| W Europe | 30,054 | 29,466 | 100,839 | 106,850 | 3,355.07 | 3,626.20 | 1,792 | 5,988 | 3,341.30 |
| European Union | 29,963 | 28,630 | 100,458 | 102,833 | 3,352.75 | 3,591.80 | 1,645 | 5,436 | 3,304.66 |
| Italy | 7,025 | 3,515 | 12,425 | 5,940 | 1,768.75 | 1,689.98 | 478 | 709 | 1,482.65 |
| Greece | 19,182 | 20,363 | 81,469 | 91,046 | 4,247.15 | 4,471.14 | 1,026 | 4,444 | 4,331.39 |
| E Europe | 18,897 | 5,520 | 86,825 | 24,324 | 4,594.63 | 4,406.48 | 0 | 0 | .00 |
| Former Yugoslavia | 5,856 | 1,271 | 34,071 | 7,097 | 5,818.17 | 5,584.16 | 0 | 0 | .00 |
| Bulgaria | 12,128 | 3,328 | 51,030 | 15,950 | 4,207.64 | 4,612.42 | 0 | 0 | .00 |
| Asia | 86,208 | 69,852 | 322,358 | 216,836 | 3,739.30 | 3,104.21 | 2,379 | 2,058 | 865.08 |
| W Asia (Mideast) | 49,528 | 34,902 | 236,209 | 141,284 | 4,769.20 | 4,048.03 | 582 | 370 | 635.25 |
| Turkey | 48,531 | 34,878 | 231,602 | 138,463 | 4,772.25 | 4,027.65 | 582 | 370 | 635.25 |
| China | 7,429 | 10,624 | 17,833 | 20,515 | 2,400.49 | 1,931.01 | 7 | 24 | 3,415.28 |
| Southeast Asia | 25,648 | 22,961 | 58,216 | 53,213 | 2,269.82 | 2,317.53 | 1,790 | 1,664 | 929.83 |
| Thailand | 14,646 | 14,259 | 43,529 | 42,545 | 2,972.07 | 2,983.72 | 82 | 217 | 2,644.76 |
| Indonesia | 8,304 | 5,123 | 11,318 | 6,678 | 1,362.90 | 1,303.58 | 486 | 460 | 946.08 |
| Africa | 34,122 | 37,528 | 109,244 | 76,331 | 3,201.56 | 2,033.97 | 517 | 978 | 1,891.35 |
| Sub-Sahara | 34,122 | 37,528 | 109,244 | 76,331 | 3,201.56 | 2,033.97 | 517 | 978 | 1,891.35 |
| Zimbabwe | 22,430 | 24,438 | 63,887 | 39,578 | 2,848.29 | 1,619.54 | 106 | 90 | 853.41 |
| Malawi | 10,660 | 11,305 | 42,427 | 33,786 | 3,980.06 | 2,988.60 | 411 | 887 | 2,159.05 |
| Developed countries | 37,456 | 34,739 | 129,535 | 123,736 | 3,458.32 | 3,561.88 | 1,888 | 6,148 | 3,256.35 |
| Developing countries | 225,979 | 180,508 | 854,527 | 578,948 | 3,761.44 | 3,207.92 | 3,547 | 4,684 | 1,320.66 |
| Other countries | 7,429 | 10,624 | 17,833 | 20,515 | 2,400.49 | 1,931.01 | 7 | 24 | 3,415.28 |
| Tobacco - scrap(MT): | | | | | | | | | |
| World | 93,669 | 38,164 | 48,168 | 16,067 | 514.23 | 420.99 | 2,461 | 1,681 | 682.95 |
| Canada | 4,088 | 373 | 6,044 | 349 | 1,478.46 | 936.89 | 19 | 7 | 349.00 |
| Latin America | 42,895 | 19,673 | 22,037 | 8,017 | 513.74 | 407.49 | 1,014 | 953 | 347.77 |
| Mexico | 2,831 | 29 | 1,487 | 3 | 528.83 | 110.69 | 29 | 3 | 110.69 |
| Central America | 1,841 | 600 | 819 | 488 | 444.85 | 814.06 | 38 | 44 | 1,159.03 |
| Honduras | 368 | 320 | 435 | 377 | 1,181.29 | 1,177.37 | 31 | 37 | 1,180.19 |
| Caribbean | 1,121 | 889 | 758 | 884 | 675.07 | 994.70 | 49 | 81 | 1,645.69 |
| Dominican Republic | 1,075 | 811 | 677 | 770 | 629.38 | 949.09 | 39 | 54 | 1,647.28 |
| S America | 37,102 | 18,155 | 18,863 | 6,641 | 511.10 | 365.78 | 898 | 225 | 250.28 |
| Brazil | 28,721 | 15,165 | 15,910 | 5,678 | 553.96 | 374.43 | 614 | 122 | 188.57 |
| Argentina | 7,411 | 2,877 | 2,650 | 941 | 357.62 | 327.07 | 284 | 103 | 362.08 |
| W Europe | 7,562 | 2,892 | 3,642 | 1,926 | 481.64 | 665.92 | 355 | 474 | 1,335.57 |
| European Union | 7,552 | 2,727 | 3,640 | 1,511 | 482.01 | 554.08 | 316 | 450 | 1,425.43 |
| Spain, incl Canary Is | 3,063 | 1,431 | 1,473 | 573 | 480.93 | 400.31 | 0 | 0 | .00 |
| Italy | 2,353 | 344 | 918 | 462 | 389.95 | 1,343.55 | 298 | 447 | 1,501.27 |
| Greece | 1,532 | 607 | 853 | 291 | 622.01 | 478.82 | 0 | 0 | .00 |

See footnotes at end of table.

Appendix table B-3--U.S. agricultural imports: Quantity, value, and unit value by commodity and country, October-August 1992/93 and 1993/94, and August 1994--continued

| Commodity and country | October-August | | | | | | August 1994 | | |
|---------------------------------|----------------|------------|--------------------|-----------|-----------------|-----------|-------------|--------------------|-----------------|
| | Quantity | | Value (1,000 dol.) | | Unit value (\$) | | Quantity | Value (1,000 dol.) | Unit value (\$) |
| | 1992/93 | 1993/94 | 1992/93 | 1993/94 | 1992/93 | 1993/94 | | | |
| Tobacco - scrap(MT): | | | | | | | | | |
| Other W Europe | 10 | 165 | 2 | 415 | 202.40 | 2,514.39 | 39 | 24 | 607.51 |
| Switzerland | 10 | 165 | 2 | 415 | 202.40 | 2,514.39 | 39 | 24 | 607.51 |
| E Europe | 2,797 | 32 | 1,933 | 219 | 691.05 | 6,842.31 | 0 | 0 | .00 |
| Poland | 1,206 | 0 | 861 | 0 | 713.95 | .00 | 0 | 0 | .00 |
| Former Yugoslavia | 617 | 28 | 358 | 197 | 580.72 | 7,020.64 | 0 | 0 | .00 |
| Bulgaria | 974 | 4 | 714 | 22 | 732.57 | 5,594.00 | 0 | 0 | .00 |
| Asia | 21,521 | 6,641 | 9,076 | 3,619 | 421.73 | 544.99 | 1,020 | 767 | 752.19 |
| S Asia | 2,508 | 616 | 1,266 | 341 | 504.75 | 552.94 | 203 | 157 | 775.34 |
| India | 1,904 | 616 | 1,019 | 341 | 535.20 | 552.94 | 203 | 157 | 775.34 |
| China | 3,727 | 2,611 | 1,607 | 1,857 | 431.22 | 711.14 | 452 | 400 | 885.13 |
| Southeast Asia | 15,263 | 3,312 | 6,171 | 1,336 | 404.28 | 403.42 | 365 | 210 | 574.68 |
| Thailand | 8,613 | 976 | 3,700 | 370 | 429.57 | 643.04 | 83 | 70 | 846.73 |
| Indonesia | 2,218 | 575 | 969 | 258 | 436.77 | 263.84 | 80 | 17 | 211.63 |
| Philippines | 4,432 | 1,761 | 1,502 | 709 | 338.91 | 402.54 | 202 | 123 | 606.69 |
| Africa | 14,806 | 8,559 | 5,436 | 1,936 | 367.13 | 226.41 | 53 | 80 | 1,511.32 |
| Sub-Sahara | 14,806 | 8,559 | 5,436 | 1,936 | 367.13 | 226.41 | 53 | 80 | 1,511.32 |
| Rep S Africa | 2,624 | 53 | 1,376 | 80 | 524.48 | 1,511.32 | 53 | 80 | 1,511.32 |
| Zimbabwe | 7,368 | 1,441 | 2,881 | 337 | 391.04 | 233.93 | 0 | 0 | .00 |
| Malawi | 4,494 | 6,683 | 1,012 | 1,373 | 225.26 | 205.42 | 0 | 0 | .00 |
| Developed countries | 14,274 | 3,321 | 11,062 | 2,372 | 775.00 | 714.37 | 427 | 561 | 1,313.49 |
| Developing countries | 75,658 | 32,232 | 35,498 | 11,837 | 469.13 | 367.26 | 1,582 | 720 | 454.99 |
| Other countries | 3,727 | 2,611 | 1,607 | 1,857 | 431.22 | 711.14 | 452 | 400 | 885.13 |
| Other tobacco(MT): | | | | | | | | | |
| World | 1,088 | 2,987 | 7,923 | 13,300 | 7,282.40 | 4,452.47 | 134 | 1,411 | 10,532.28 |
| Latin America | 732 | 516 | 5,521 | 7,597 | 7,543.00 | 14,723.63 | 81 | 1,059 | 13,079.85 |
| Mexico | 237 | 106 | 1,164 | 601 | 4,911.16 | 5,670.80 | 48 | 155 | 3,230.25 |
| Central America | 115 | 97 | 990 | 1,000 | 8,511.91 | 10,312.15 | 16 | 253 | 15,817.44 |
| Honduras | 97 | 90 | 943 | 959 | 9,721.46 | 10,660.51 | 16 | 253 | 15,817.44 |
| Caribbean | 157 | 101 | 1,316 | 4,534 | 8,383.53 | 44,895.82 | 11 | 620 | 56,358.09 |
| Dominican Republic | 157 | 99 | 1,316 | 4,447 | 8,383.53 | 44,921.95 | 10 | 608 | 60,766.30 |
| S America | 223 | 212 | 2,051 | 1,462 | 8,197.06 | 6,894.01 | 6 | 31 | 5,233.00 |
| Ecuador | 175 | 155 | 1,896 | 1,218 | 10,835.39 | 7,860.41 | 6 | 31 | 5,233.00 |
| Brazil | 36 | 57 | 125 | 243 | 3,473.17 | 4,266.09 | 0 | 0 | .00 |
| W Europe | 295 | 2,365 | 597 | 4,047 | 2,542.32 | 1,711.27 | 45 | 131 | 2,910.09 |
| European Union | 233 | 2,364 | 548 | 4,031 | 2,351.17 | 1,705.22 | 44 | 115 | 2,612.52 |
| France | 40 | 2,289 | 89 | 3,888 | 2,216.57 | 1,698.62 | 44 | 115 | 2,612.52 |
| Germany | 193 | 42 | 459 | 59 | 2,379.06 | 1,412.86 | 0 | 0 | .00 |
| Asia | 90 | 40 | 1,399 | 1,206 | 15,539.52 | 30,155.47 | 6 | 176 | 29,399.17 |
| Southeast Asia | 79 | 39 | 1,359 | 1,188 | 17,201.28 | 30,473.36 | 5 | 159 | 31,727.40 |
| Indonesia | 79 | 39 | 1,359 | 1,188 | 17,201.28 | 30,473.36 | 5 | 159 | 31,727.40 |
| Africa | 12 | 49 | 342 | 418 | 28,506.17 | 8,530.00 | 2 | 45 | 22,254.00 |
| Sub-Sahara | 12 | 49 | 342 | 418 | 28,506.17 | 8,530.00 | 2 | 45 | 22,254.00 |
| Cameroon | 12 | 14 | 342 | 379 | 28,506.17 | 27,081.43 | 2 | 45 | 22,254.00 |
| Developed countries | 254 | 2,382 | 661 | 4,078 | 2,602.94 | 1,711.99 | 45 | 131 | 2,910.09 |
| Developing countries | 834 | 604 | 7,248 | 9,204 | 8,680.88 | 15,238.12 | 88 | 1,263 | 14,347.88 |
| Beverages, ex fruit juices(HL): | | | | | | | | | |
| World | 12,769,599 | 14,424,401 | 1,801,995 | 1,936,260 | 141.12 | 134.23 | 1,490,276 | 191,797 | 128.70 |
| Canada | 2,901,954 | 3,882,053 | 163,221 | 205,489 | 56.24 | 52.93 | 387,763 | 19,620 | 50.60 |
| Latin America | 2,369,286 | 2,560,393 | 217,570 | 231,370 | 91.83 | 90.36 | 284,283 | 25,289 | 88.95 |
| Mexico | 2,020,007 | 2,154,485 | 166,129 | 175,759 | 82.24 | 81.58 | 231,205 | 18,652 | 80.67 |
| S America | 282,727 | 316,710 | 45,136 | 47,408 | 159.64 | 149.69 | 40,889 | 5,619 | 137.43 |
| Chile | 158,468 | 170,490 | 31,947 | 33,326 | 201.60 | 195.47 | 24,501 | 4,196 | 171.27 |
| W Europe | 6,670,819 | 7,200,266 | 1,308,516 | 1,381,769 | 195.15 | 191.90 | 740,439 | 135,354 | 182.80 |
| European Union | 6,654,046 | 7,188,047 | 1,305,180 | 1,379,168 | 195.15 | 191.87 | 738,272 | 134,997 | 182.85 |
| United Kingdom | 462,293 | 532,328 | 45,944 | 51,575 | 99.38 | 96.88 | 52,598 | 5,376 | 102.22 |
| Ireland | 372,841 | 374,145 | 38,160 | 35,086 | 102.35 | 93.80 | 31,765 | 2,859 | 90.00 |
| Netherlands | 2,798,923 | 3,068,080 | 317,665 | 351,725 | 113.50 | 114.64 | 325,526 | 37,959 | 116.61 |
| France | 699,017 | 682,476 | 446,220 | 433,968 | 638.35 | 635.87 | 48,148 | 33,670 | 699.30 |
| Germany | 1,114,931 | 1,101,281 | 128,109 | 125,021 | 114.90 | 113.52 | 136,454 | 14,957 | 109.61 |
| Spain, incl Canary Is | 158,478 | 178,616 | 56,514 | 66,369 | 356.61 | 371.57 | 17,975 | 7,063 | 392.94 |
| Portugal | 75,668 | 69,403 | 22,730 | 26,415 | 300.39 | 380.61 | 6,226 | 2,579 | 414.22 |
| Italy | 873,712 | 1,081,317 | 235,885 | 274,787 | 269.88 | 254.12 | 111,341 | 29,437 | 264.38 |
| Asia | 497,105 | 470,581 | 55,510 | 54,662 | 111.67 | 116.16 | 48,977 | 5,236 | 106.91 |
| Japan | 204,355 | 165,575 | 27,378 | 24,198 | 133.87 | 145.26 | 12,777 | 1,771 | 138.61 |
| Oceania | 202,551 | 202,183 | 41,769 | 49,982 | 206.21 | 247.21 | 16,763 | 4,861 | 289.99 |
| Australia | 124,724 | 129,885 | 35,430 | 44,045 | 284.06 | 339.11 | 12,755 | 4,477 | 351.02 |
| Developed countries | 9,994,097 | 11,462,064 | 1,545,055 | 1,664,991 | 154.60 | 145.26 | 1,158,719 | 162,035 | 139.84 |
| Developing countries | 2,689,886 | 2,899,897 | 250,100 | 266,132 | 92.98 | 91.77 | 322,226 | 29,028 | 90.09 |
| Wine(HL): | | | | | | | | | |
| World | 2,207,619 | 2,467,856 | 883,111 | 931,171 | 400.03 | 377.32 | 234,339 | 86,244 | 368.03 |
| Latin America | 230,007 | 235,061 | 41,709 | 42,244 | 181.34 | 179.71 | 30,857 | 4,897 | 161.40 |
| S America | 229,083 | 234,146 | 41,528 | 41,952 | 181.28 | 179.17 | 30,885 | 4,983 | 161.34 |
| Chile | 158,231 | 170,414 | 31,929 | 33,319 | 201.78 | 195.52 | 24,425 | 4,190 | 171.53 |
| W Europe | 1,784,224 | 2,039,829 | 788,461 | 828,801 | 441.91 | 406.31 | 186,407 | 75,491 | 404.88 |
| European Union | 1,780,431 | 2,035,968 | 786,676 | 827,044 | 441.85 | 406.22 | 185,930 | 75,322 | 405.11 |
| France | 604,244 | 633,963 | 439,573 | 429,082 | 727.48 | 676.82 | 45,373 | 33,310 | 734.15 |
| Germany | 104,211 | 97,363 | 29,385 | 26,822 | 281.97 | 275.48 | 7,814 | 2,404 | 307.69 |
| Spain, incl Canary Is | 146,118 | 168,615 | 55,160 | 64,912 | 377.50 | 384.97 | 16,949 | 6,933 | 409.04 |
| Portugal | 61,234 | 62,083 | 21,628 | 25,903 | 353.20 | 417.23 | 5,246 | 2,506 | 477.73 |
| Italy | 830,212 | 1,033,995 | 231,648 | 270,419 | 279.02 | 261.53 | 106,816 | 29,032 | 271.80 |
| Oceania | 90,199 | 107,389 | 33,391 | 42,982 | 370.19 | 400.24 | 10,923 | 4,454 | 407.81 |
| Australia | 89,277 | 106,404 | 32,909 | 42,359 | 368.61 | 399.10 | 10,775 | 4,340 | 402.82 |
| Developed countries | 1,901,936 | 2,170,842 | 831,045 | 880,023 | 436.85 | 405.38 | 198,895 | 80,569 | 405.08 |
| Developing countries | 302,217 | 294,531 | 51,398 | 50,691 | 170.07 | 172.11 | 35,282 | 5,652 | 160.19 |

See footnotes at end of table.

Appendix table B-3--U.S. agricultural imports: Quantity, value, and unit value by commodity and country, October-August 1992/93 and 1993/94, and August 1994--continued

| Commodity and country | October-August | | | | | | August 1994 | | |
|------------------------------------|----------------|------------|--------------------|-----------|-----------------|----------|-------------|--------------------|-----------------|
| | Quantity | | Value (1,000 dol.) | | Unit value (\$) | | Quantity | Value (1,000 dol.) | Unit value (\$) |
| | 1992/93 | 1993/94 | 1992/93 | 1993/94 | 1992/93 | 1993/94 | | | |
| Malt beverages(HL): | | | | | | | | | |
| World | 9,439,582 | 11,221,398 | 829,520 | 943,966 | 87.88 | 84.12 | 1,188,735 | 100,030 | 84.15 |
| Canada | 2,386,636 | 3,628,735 | 126,221 | 186,404 | 52.89 | 51.37 | 368,426 | 18,196 | 49.39 |
| Latin America | 1,853,228 | 2,098,684 | 153,298 | 172,637 | 82.72 | 82.26 | 230,973 | 18,699 | 80.96 |
| Mexico | 1,773,167 | 1,993,989 | 146,197 | 163,360 | 82.45 | 81.93 | 217,740 | 17,565 | 80.67 |
| W Europe | 4,745,700 | 5,101,621 | 509,276 | 546,860 | 107.31 | 107.19 | 551,228 | 59,515 | 107.97 |
| European Union | 4,735,326 | 5,093,674 | 508,010 | 546,032 | 107.28 | 107.20 | 549,538 | 59,326 | 107.96 |
| United Kingdom | 438,527 | 507,770 | 40,649 | 46,374 | 92.69 | 91.33 | 50,108 | 4,494 | 89.69 |
| Ireland | 372,493 | 374,042 | 38,118 | 35,082 | 102.33 | 93.79 | 31,765 | 2,859 | 90.00 |
| Netherlands | 2,792,856 | 3,064,598 | 316,839 | 351,073 | 113.45 | 114.56 | 325,231 | 37,910 | 116.56 |
| Germany | 999,660 | 1,002,519 | 98,283 | 97,949 | 98.32 | 97.70 | 128,640 | 12,552 | 97.58 |
| Asia | 289,504 | 246,098 | 27,739 | 26,449 | 95.82 | 107.47 | 24,977 | 2,609 | 104.46 |
| Japan | 158,045 | 141,356 | 16,633 | 16,855 | 105.24 | 119.24 | 11,431 | 1,395 | 122.04 |
| Developed countries | 7,403,102 | 8,967,884 | 660,526 | 757,228 | 89.22 | 84.44 | 836,925 | 79,513 | 84.86 |
| Developing countries | 1,955,392 | 2,194,103 | 162,952 | 182,171 | 83.33 | 83.03 | 242,711 | 19,822 | 81.67 |
| Other beverages(HL): | | | | | | | | | |
| World | 1,122,398 | 735,147 | 89,364 | 61,123 | 79.62 | 83.14 | 67,202 | 5,523 | 82.19 |
| Canada | 513,772 | 251,555 | 36,652 | 18,806 | 71.34 | 74.76 | 19,265 | 1,414 | 73.37 |
| Latin America | 288,021 | 226,648 | 22,562 | 16,489 | 78.88 | 72.75 | 22,353 | 1,593 | 71.25 |
| Mexico | 245,974 | 159,679 | 19,766 | 12,140 | 80.36 | 76.03 | 13,393 | 1,073 | 80.11 |
| S America | 32,684 | 60,742 | 2,198 | 3,898 | 67.26 | 64.17 | 7,587 | 478 | 63.03 |
| Venezuela | 27,542 | 57,637 | 1,742 | 3,601 | 63.24 | 62.48 | 7,587 | 478 | 63.03 |
| W Europe | 140,895 | 58,822 | 10,779 | 6,108 | 76.50 | 103.83 | 2,804 | 348 | 124.21 |
| European Union | 138,289 | 58,405 | 10,494 | 6,093 | 75.88 | 104.32 | 2,804 | 348 | 124.21 |
| United Kingdom | 7,307 | 3,710 | 1,106 | 649 | 151.29 | 174.95 | 134 | 36 | 265.45 |
| France | 69,844 | 21,763 | 3,607 | 1,353 | 51.64 | 62.15 | 0 | 0 | .00 |
| Spain, incl Canary Is | 12,000 | 9,231 | 1,300 | 1,380 | 108.36 | 149.53 | 758 | 104 | 137.72 |
| Italy | 14,832 | 10,702 | 1,884 | 1,201 | 127.03 | 112.20 | 1,095 | 128 | 116.45 |
| Asia | 178,505 | 196,255 | 19,092 | 19,530 | 106.95 | 99.51 | 22,597 | 2,152 | 95.24 |
| Japan | 31,134 | 12,701 | 5,767 | 2,799 | 185.24 | 220.36 | 830 | 191 | 230.40 |
| Southeast Asia | 45,528 | 74,103 | 4,975 | 7,697 | 109.27 | 103.87 | 8,215 | 769 | 93.64 |
| Thailand | 31,370 | 55,667 | 3,860 | 6,265 | 123.04 | 112.54 | 6,935 | 628 | 90.49 |
| Singapore | 12,948 | 15,507 | 1,015 | 1,052 | 78.43 | 67.85 | 986 | 62 | 62.97 |
| Other East Asia | 100,050 | 107,108 | 8,155 | 8,725 | 81.51 | 81.46 | 13,007 | 1,129 | 86.76 |
| Korea, Rep of | 12,793 | 21,300 | 1,664 | 2,433 | 130.09 | 114.21 | 2,543 | 375 | 147.38 |
| Hong Kong | 50,848 | 52,044 | 3,445 | 3,518 | 67.76 | 67.60 | 5,472 | 349 | 63.73 |
| Taiwan | 36,409 | 33,764 | 3,045 | 2,774 | 83.63 | 82.15 | 4,982 | 405 | 81.13 |
| Developed countries | 689,059 | 323,338 | 53,484 | 27,740 | 77.62 | 85.79 | 22,899 | 1,953 | 85.29 |
| Developing countries | 432,277 | 411,263 | 35,750 | 33,269 | 82.70 | 80.89 | 44,233 | 3,554 | 80.36 |
| Oilseeds & prods(MT): | | | | | | | | | |
| World | 2,250,243 | 2,968,226 | 1,111,509 | 1,360,038 | 493.95 | 458.20 | 256,875 | 139,399 | 522.34 |
| Canada | 1,150,435 | 1,873,391 | 323,221 | 567,057 | 280.95 | 302.69 | 153,029 | 48,379 | 316.14 |
| Latin America | 94,021 | 92,819 | 88,400 | 83,634 | 940.21 | 901.05 | 7,408 | 7,832 | 1,057.29 |
| Mexico | 22,513 | 22,941 | 27,927 | 26,932 | 1,240.46 | 1,173.95 | 3,441 | 3,668 | 1,066.10 |
| Central America | 21,157 | 17,434 | 18,596 | 19,135 | 878.95 | 1,097.57 | 1,670 | 1,942 | 1,162.98 |
| S America | 43,997 | 34,690 | 39,748 | 31,930 | 903.43 | 920.43 | 754 | 1,306 | 1,732.35 |
| Brazil | 34,699 | 13,480 | 27,287 | 14,851 | 786.40 | 1,101.72 | 621 | 963 | 1,550.70 |
| W Europe | 185,813 | 141,275 | 285,335 | 262,741 | 1,535.60 | 1,859.78 | 12,429 | 24,883 | 2,002.00 |
| European Union | 183,108 | 140,001 | 281,239 | 259,805 | 1,536.25 | 1,855.74 | 12,369 | 24,705 | 1,997.33 |
| Netherlands | 15,581 | 9,053 | 18,238 | 18,227 | 1,170.51 | 2,013.42 | 961 | 1,973 | 2,053.16 |
| Germany | 27,824 | 12,988 | 27,717 | 18,896 | 816.46 | 1,454.87 | 1,137 | 1,805 | 1,587.09 |
| Spain, incl Canary Is | 15,913 | 12,798 | 33,752 | 27,464 | 2,121.05 | 2,145.95 | 1,378 | 3,116 | 2,261.22 |
| Italy | 90,439 | 94,522 | 176,925 | 173,761 | 1,956.29 | 1,838.31 | 8,179 | 16,490 | 2,016.18 |
| Asia | 806,328 | 844,743 | 403,111 | 430,829 | 499.93 | 510.01 | 91,829 | 55,515 | 604.55 |
| S Asia | 42,951 | 56,946 | 26,546 | 38,327 | 618.05 | 673.05 | 1,135 | 816 | 719.11 |
| India | 37,794 | 52,303 | 23,764 | 35,999 | 628.78 | 688.28 | 1,134 | 815 | 718.43 |
| Japan | 4,659 | 4,212 | 15,120 | 16,311 | 3,245.40 | 3,872.59 | 417 | 1,750 | 4,197.07 |
| Southeast Asia | 751,273 | 774,882 | 346,237 | 360,651 | 460.87 | 465.43 | 89,349 | 51,323 | 574.41 |
| Malaysia | 223,283 | 294,345 | 107,781 | 137,145 | 482.71 | 465.93 | 37,128 | 20,312 | 547.07 |
| Indonesia | 66,140 | 113,907 | 32,841 | 52,544 | 496.54 | 461.28 | 11,768 | 8,063 | 685.15 |
| Philippines | 454,879 | 346,103 | 198,498 | 159,086 | 436.37 | 459.65 | 36,801 | 20,797 | 565.12 |
| Developed countries | 1,346,001 | 2,022,971 | 628,392 | 854,245 | 466.86 | 422.27 | 166,272 | 75,599 | 454.67 |
| Developing countries | 902,173 | 940,728 | 478,644 | 501,127 | 530.54 | 532.70 | 98,391 | 62,396 | 634.16 |
| Oilseeds & oilnuts(MT): | | | | | | | | | |
| World | 345,669 | 821,338 | 120,381 | 250,590 | 348.25 | 305.10 | 57,092 | 18,458 | 323.30 |
| Canada | 279,565 | 755,397 | 63,217 | 189,624 | 226.13 | 251.02 | 50,665 | 12,546 | 247.63 |
| Latin America | 34,435 | 30,596 | 34,786 | 34,842 | 1,010.20 | 1,138.78 | 2,957 | 3,522 | 1,186.94 |
| Mexico | 12,981 | 12,302 | 15,992 | 15,204 | 1,231.93 | 1,295.92 | 1,296 | 1,581 | 1,219.70 |
| Central America | 21,027 | 17,266 | 18,355 | 18,824 | 872.91 | 1,090.13 | 1,670 | 1,940 | 1,161.39 |
| Guatemala | 11,852 | 10,992 | 10,482 | 11,564 | 884.38 | 1,052.00 | 1,138 | 1,294 | 1,137.37 |
| El Salvador | 5,661 | 3,575 | 3,904 | 3,516 | 689.61 | 983.56 | 281 | 310 | 1,103.40 |
| Nicaragua | 2,434 | 2,041 | 1,771 | 2,040 | 727.65 | 989.56 | 134 | 185 | 1,381.72 |
| Costa Rica | 32 | 149 | 1,570 | 1,363 | 49,057.81 | 9,146.47 | 117 | 150 | 1,282.05 |
| W Europe | 2,389 | 1,077 | 2,280 | 2,180 | 950.58 | 2,023.74 | 31 | 92 | 2,956.90 |
| European Union | 2,389 | 1,043 | 2,280 | 2,150 | 950.58 | 2,061.33 | 31 | 90 | 2,892.39 |
| Netherlands | 2,195 | 940 | 1,937 | 1,930 | 882.35 | 2,052.89 | 30 | 88 | 2,821.13 |
| Asia | 24,233 | 26,395 | 16,891 | 15,933 | 697.01 | 603.64 | 2,434 | 1,467 | 802.72 |
| S Asia | 14,914 | 18,208 | 8,995 | 9,915 | 603.12 | 544.56 | 940 | 579 | 615.43 |
| India | 9,758 | 13,583 | 6,258 | 7,614 | 641.35 | 560.56 | 940 | 579 | 615.43 |
| Nepal | 5,156 | 4,619 | 2,737 | 2,289 | 530.77 | 495.47 | 0 | 0 | .00 |
| China | 1,107 | 1,268 | 1,972 | 1,292 | 1,780.98 | 1,018.79 | 40 | 58 | 1,437.77 |
| Southeast Asia | 7,103 | 5,929 | 4,083 | 3,023 | 574.83 | 509.86 | 1,336 | 639 | 478.07 |
| Burma (Myanmar) | 2,700 | 4,485 | 1,484 | 2,207 | 549.73 | 492.14 | 988 | 436 | 441.04 |
| Malaysia | 2,478 | 108 | 1,378 | 59 | 556.22 | 547.08 | 0 | 0 | .00 |
| Oceania | 4,437 | 4,104 | 2,759 | 5,317 | 621.78 | 1,295.65 | 367 | 370 | 1,009.42 |
| Australia | 4,372 | 3,142 | 2,752 | 5,179 | 629.38 | 1,648.28 | 247 | 356 | 1,442.57 |

See footnotes at end of table.

Appendix table B-3--U.S. agricultural imports: Quantity, value, and unit value by commodity and country, October-August 1992/93 and 1993/94, and August 1994--continued

| Commodity and country | October-August | | | | | | August 1994 | | |
|--|----------------|-----------|--------------------|-----------|-----------------|----------|-------------|--------------------|-----------------|
| | Quantity | | Value (1,000 dol.) | | Unit value (\$) | | Quantity | Value (1,000 dol.) | Unit value (\$) |
| | 1992/93 | 1993/94 | 1992/93 | 1993/94 | 1992/93 | 1993/94 | | | |
| Oilseeds & oilnuts(MT): | | | | | | | | | |
| Developed countries | 286,773 | 760,231 | 69,005 | 198,019 | 240.63 | 260.47 | 50,983 | 13,072 | 256.39 |
| Developing countries | 57,750 | 59,835 | 49,352 | 51,276 | 854.58 | 856.95 | 6,066 | 5,327 | 878.09 |
| Other countries | 1,146 | 1,272 | 2,024 | 1,296 | 1,766.29 | 1,018.66 | 43 | 60 | 1,384.21 |
| Flaxseed(MT): | | | | | | | | | |
| World | 109,009 | 125,280 | 22,243 | 27,155 | 204.05 | 216.75 | 12,453 | 2,499 | 200.71 |
| Canada | 108,987 | 125,278 | 22,236 | 27,150 | 204.02 | 216.71 | 12,453 | 2,499 | 200.71 |
| Developed countries | 109,009 | 125,278 | 22,243 | 27,150 | 204.05 | 216.71 | 12,453 | 2,499 | 200.71 |
| Mustard seeds(MT): | | | | | | | | | |
| World | 47,551 | 53,022 | 12,597 | 13,448 | 264.91 | 253.63 | 5,064 | 1,255 | 247.60 |
| Canada | 47,516 | 52,859 | 12,540 | 13,235 | 263.92 | 250.39 | 5,063 | 1,253 | 247.51 |
| Developed countries | 47,517 | 52,968 | 12,544 | 13,340 | 263.99 | 251.84 | 5,063 | 1,253 | 247.51 |
| Rapeseed(MT): | | | | | | | | | |
| World | 21,617 | 379,115 | 5,939 | 99,606 | 274.72 | 262.73 | 26,900 | 7,403 | 275.19 |
| Canada | 21,617 | 379,115 | 5,914 | 99,604 | 273.58 | 262.73 | 26,900 | 7,401 | 275.11 |
| Developed countries | 21,617 | 379,115 | 5,939 | 99,606 | 274.72 | 262.73 | 26,900 | 7,403 | 275.19 |
| Sesameed(MT): | | | | | | | | | |
| World | 33,887 | 36,719 | 33,475 | 38,128 | 987.83 | 1,038.38 | 3,777 | 4,076 | 1,079.24 |
| Latin America | 33,219 | 30,088 | 32,605 | 33,190 | 981.52 | 1,103.08 | 2,800 | 3,316 | 1,184.37 |
| Mexico | 12,620 | 12,229 | 15,678 | 15,122 | 1,242.32 | 1,236.56 | 1,247 | 1,527 | 1,224.31 |
| Central America | 20,358 | 17,097 | 16,713 | 17,431 | 820.98 | 1,019.55 | 1,553 | 1,790 | 1,152.30 |
| Guatemala | 11,844 | 10,971 | 10,479 | 11,536 | 884.78 | 1,051.50 | 1,138 | 1,294 | 1,137.37 |
| El Salvador | 5,239 | 3,574 | 3,852 | 3,513 | 735.18 | 983.06 | 281 | 310 | 1,103.40 |
| Honduras | 1,048 | 511 | 628 | 342 | 599.38 | 668.70 | 0 | 0 | .00 |
| Nicaragua | 2,227 | 2,041 | 1,754 | 2,040 | 787.74 | 999.56 | 134 | 185 | 1,381.72 |
| S America | 224 | 762 | 197 | 637 | 881.45 | 835.33 | 0 | 0 | .00 |
| Venezuela | 188 | 515 | 157 | 440 | 836.15 | 853.59 | 0 | 0 | .00 |
| Asia | 501 | 3,080 | 694 | 2,553 | 1,385.25 | 828.81 | 349 | 299 | 857.78 |
| S Asia | 245 | 2,648 | 165 | 1,896 | 671.95 | 716.03 | 308 | 226 | 732.67 |
| India | 245 | 2,648 | 165 | 1,896 | 671.95 | 716.03 | 309 | 226 | 732.67 |
| Africa | 142 | 3,491 | 147 | 2,312 | 1,038.43 | 662.34 | 628 | 461 | 733.59 |
| Sub-Sahara | 142 | 3,491 | 147 | 2,312 | 1,038.43 | 662.34 | 628 | 461 | 733.59 |
| Sudan | 108 | 3,285 | 68 | 2,184 | 628.52 | 664.84 | 628 | 461 | 733.59 |
| Developing countries | 33,722 | 36,334 | 33,135 | 37,527 | 982.58 | 1,032.84 | 3,746 | 4,019 | 1,072.80 |
| Soybeans(MT): | | | | | | | | | |
| World | 55,574 | 173,726 | 11,568 | 42,734 | 208.15 | 245.98 | 5,857 | 1,277 | 217.94 |
| Canada | 55,231 | 173,267 | 11,149 | 42,003 | 201.85 | 242.42 | 5,834 | 1,237 | 211.98 |
| Asia | 238 | 458 | 306 | 725 | 1,283.91 | 1,582.24 | 23 | 40 | 1,729.65 |
| Other East Asia | 111 | 62 | 175 | 102 | 1,579.34 | 1,642.31 | 4 | 8 | 1,957.60 |
| Taiwan | 99 | 62 | 153 | 98 | 1,541.06 | 1,573.90 | 4 | 8 | 1,957.50 |
| Developed countries | 55,323 | 173,510 | 11,257 | 42,403 | 203.47 | 244.39 | 5,834 | 1,237 | 211.98 |
| Developing countries | 219 | 63 | 293 | 108 | 1,338.63 | 1,718.78 | 4 | 8 | 1,957.50 |
| Sunflower seeds(MT): | | | | | | | | | |
| World | 45,333 | 24,922 | 11,434 | 8,001 | 252.23 | 321.03 | 429 | 200 | 465.78 |
| Canada | 45,003 | 24,376 | 10,905 | 7,456 | 242.31 | 305.88 | 395 | 150 | 380.51 |
| Asia | 311 | 349 | 464 | 383 | 1,490.57 | 1,098.66 | 34 | 50 | 1,456.41 |
| W Asia (Mideast) | 282 | 218 | 427 | 308 | 1,512.82 | 1,411.30 | 33 | 47 | 1,437.39 |
| Israel, Inc Gaza | 282 | 218 | 427 | 308 | 1,512.82 | 1,411.30 | 33 | 47 | 1,437.39 |
| Developed countries | 45,296 | 24,626 | 11,364 | 7,811 | 250.88 | 317.20 | 428 | 198 | 462.00 |
| Developing countries | 19 | 172 | 65 | 129 | 3,400.74 | 751.29 | 1 | 2 | 2,084.00 |
| Other oilseeds & oilnuts(MT): | | | | | | | | | |
| World | 32,698 | 28,554 | 23,125 | 21,518 | 707.24 | 753.59 | 2,612 | 1,748 | 669.28 |
| Canada | 1,211 | 451 | 474 | 117 | 391.26 | 258.32 | 20 | 6 | 299.05 |
| Latin America | 1,094 | 461 | 2,024 | 1,595 | 1,849.88 | 3,459.22 | 107 | 205 | 1,230.06 |
| Mexico | 304 | 70 | 277 | 81 | 911.63 | 1,152.91 | 49 | 54 | 1,102.45 |
| Central America | 669 | 171 | 1,641 | 1,399 | 2,453.26 | 8,147.27 | 117 | 150 | 1,282.05 |
| Costa Rica | 32 | 149 | 1,570 | 1,363 | 49,057.81 | 9,146.47 | 117 | 150 | 1,282.05 |
| W Europe | 2,356 | 988 | 2,200 | 2,048 | 933.57 | 2,072.94 | 31 | 90 | 2,892.38 |
| European Union | 2,356 | 985 | 2,200 | 2,039 | 933.57 | 2,070.12 | 31 | 90 | 2,892.38 |
| Netherlands | 2,195 | 540 | 1,930 | 1,930 | 879.17 | 2,052.83 | 30 | 88 | 2,921.13 |
| Asia | 23,179 | 22,445 | 15,420 | 12,230 | 685.24 | 544.88 | 2,027 | 1,077 | 531.16 |
| S Asia | 14,667 | 15,559 | 8,828 | 8,018 | 601.90 | 515.31 | 630 | 350 | 556.25 |
| India | 9,511 | 10,934 | 6,091 | 5,716 | 640.46 | 522.81 | 630 | 350 | 556.25 |
| Nepal | 5,156 | 4,619 | 2,737 | 2,289 | 530.77 | 495.47 | 0 | 0 | .00 |
| China | 971 | 742 | 1,833 | 742 | 1,887.60 | 999.83 | 0 | 0 | .00 |
| Southeast Asia | 7,060 | 5,873 | 4,009 | 2,957 | 567.85 | 509.47 | 1,325 | 625 | 471.64 |
| Burma (Myanmar) | 2,700 | 4,485 | 1,484 | 2,207 | 549.73 | 492.14 | 988 | 436 | 441.04 |
| Malaysia | 2,478 | 90 | 1,378 | 46 | 556.22 | 506.62 | 0 | 0 | .00 |
| Singapore | 1,774 | 1,273 | 1,033 | 652 | 582.53 | 512.45 | 335 | 182 | 544.19 |
| Other East Asia | 462 | 168 | 714 | 364 | 1,545.49 | 2,164.92 | 17 | 36 | 2,108.82 |
| Hong Kong | 337 | 163 | 660 | 336 | 1,958.01 | 2,061.74 | 17 | 36 | 2,108.82 |
| Oceania | 4,421 | 4,104 | 2,750 | 5,317 | 622.08 | 1,295.65 | 367 | 370 | 1,008.42 |
| Australia | 4,356 | 3,142 | 2,743 | 5,179 | 629.71 | 1,648.28 | 247 | 356 | 1,442.57 |
| Developed countries | 7,932 | 4,600 | 5,433 | 7,373 | 684.94 | 1,602.80 | 298 | 452 | 1,516.64 |
| Developing countries | 23,756 | 23,211 | 15,807 | 13,401 | 665.39 | 577.37 | 2,314 | 1,296 | 560.17 |
| Other countries | 1,010 | 743 | 1,885 | 744 | 1,866.81 | 1,001.03 | 0 | 0 | .00 |
| Oils & waxes-vegetable(MT): | | | | | | | | | |
| World | 1,360,514 | 1,448,111 | 911,696 | 1,010,229 | 670.11 | 697.62 | 147,171 | 112,228 | 762.57 |
| Canada | 335,063 | 433,358 | 183,800 | 282,880 | 548.55 | 652.76 | 39,869 | 27,220 | 682.74 |
| Latin America | 53,390 | 49,318 | 51,957 | 46,100 | 973.16 | 934.74 | 4,441 | 4,311 | 970.66 |
| Mexico | 9,526 | 10,535 | 11,928 | 11,713 | 1,252.25 | 1,111.85 | 2,145 | 2,088 | 973.29 |
| S America | 43,594 | 33,817 | 39,309 | 31,071 | 901.71 | 918.92 | 753 | 1,305 | 1,732.80 |
| Brazil | 34,605 | 13,382 | 27,185 | 14,705 | 785.86 | 1,098.42 | 621 | 963 | 1,550.70 |
| Argentina | 2,763 | 14,368 | 6,575 | 11,370 | 2,379.76 | 791.35 | 15 | 61 | 4,082.07 |
| W Europe | 183,183 | 140,006 | 282,304 | 259,689 | 1,541.10 | 1,854.64 | 12,374 | 24,759 | 2,000.86 |
| European Union | 180,478 | 138,773 | 278,281 | 256,870 | 1,541.91 | 1,851.00 | 12,314 | 24,583 | 1,986.94 |

See footnotes at end of table.

Appendix table B-3--U.S. agricultural imports: Quantity, value, and unit value by commodity and country, October-August 1992/93 and 1993/94, and August 1994--continued

| Commodity and country | October-August | | | | | | August 1994 | | |
|--|----------------|---------|--------------------|---------|-----------------|----------|-------------|--------------------|-----------------|
| | Quantity | | Value (1,000 dol.) | | Unit value (\$) | | Quantity | Value (1,000 dol.) | Unit value (\$) |
| | 1992/93 | 1993/94 | 1992/93 | 1993/94 | 1992/93 | 1993/94 | | | |
| Oils & waxes-vegetable(MT): | | | | | | | | | |
| Netherlands | 13,314 | 8,111 | 16,275 | 16,284 | 1,222.39 | 2,007.62 | 931 | 1,885 | 2,025.19 |
| Germany | 27,786 | 12,984 | 22,599 | 18,801 | 813.32 | 1,447.99 | 1,137 | 1,805 | 1,587.09 |
| Spain, incl Canary Is | 15,888 | 12,778 | 33,614 | 27,433 | 2,115.69 | 2,146.88 | 1,378 | 3,116 | 2,261.22 |
| Italy | 90,417 | 94,522 | 176,895 | 173,738 | 1,956.43 | 1,838.07 | 8,179 | 16,490 | 2,016.18 |
| Asia | 781,732 | 817,368 | 385,528 | 413,806 | 493.17 | 506.27 | 89,302 | 53,981 | 604.48 |
| S Asia | 28,037 | 38,738 | 17,551 | 28,412 | 626.00 | 733.44 | 195 | 238 | 1,218.90 |
| India | 28,036 | 38,720 | 17,506 | 28,385 | 624.41 | 733.08 | 194 | 236 | 1,217.62 |
| Japan | 4,494 | 3,781 | 14,660 | 15,532 | 3,262.06 | 4,107.97 | 410 | 1,720 | 4,185.46 |
| Southeast Asia | 744,170 | 768,126 | 342,154 | 357,225 | 459.76 | 465.06 | 87,920 | 50,644 | 576.02 |
| Malaysia | 220,805 | 294,237 | 106,402 | 137,086 | 481.88 | 465.90 | 37,128 | 20,312 | 547.07 |
| Indonesia | 66,126 | 113,890 | 32,808 | 52,507 | 496.14 | 461.03 | 11,766 | 8,058 | 684.82 |
| Philippines | 454,872 | 346,099 | 198,484 | 159,077 | 436.35 | 459.63 | 36,801 | 20,795 | 565.08 |
| Developed countries | 523,137 | 577,757 | 481,877 | 560,277 | 921.13 | 969.74 | 52,770 | 53,857 | 1,020.59 |
| Developing countries | 836,468 | 867,113 | 427,395 | 446,651 | 510.95 | 515.10 | 82,232 | 57,027 | 618.30 |
| Castor oil(MT): | | | | | | | | | |
| World | 38,586 | 39,122 | 22,991 | 26,869 | 595.83 | 686.79 | 38 | 47 | 1,225.87 |
| Latin America | 12,512 | 3,462 | 7,454 | 1,404 | 595.75 | 405.47 | 20 | 22 | 1,086.95 |
| S America | 12,417 | 3,458 | 7,363 | 1,400 | 592.98 | 404.92 | 20 | 22 | 1,086.95 |
| Ecuador | 4,064 | 2,783 | 2,196 | 816 | 540.36 | 293.16 | 0 | 0 | .00 |
| Brazil | 8,353 | 675 | 5,167 | 584 | 618.58 | 865.72 | 20 | 22 | 1,086.95 |
| Asia | 26,051 | 35,603 | 15,494 | 25,364 | 594.77 | 712.40 | 16 | 18 | 1,095.00 |
| S Asia | 25,946 | 35,380 | 15,401 | 25,140 | 593.58 | 710.57 | 0 | 0 | .00 |
| India | 25,946 | 35,380 | 15,401 | 25,140 | 593.58 | 710.57 | 0 | 0 | .00 |
| Developing countries | 38,563 | 39,065 | 22,947 | 26,767 | 595.05 | 685.20 | 36 | 39 | 1,090.53 |
| Coconut oil(MT): | | | | | | | | | |
| World | 486,666 | 424,068 | 212,447 | 191,059 | 436.54 | 450.54 | 41,340 | 23,414 | 566.38 |
| Asia | 480,708 | 414,827 | 209,420 | 186,329 | 435.65 | 449.17 | 39,815 | 22,570 | 566.87 |
| Southeast Asia | 480,703 | 414,810 | 209,403 | 186,292 | 435.62 | 449.10 | 39,814 | 22,568 | 566.84 |
| Malaysia | 3,058 | 8,998 | 1,280 | 4,050 | 418.72 | 450.12 | 0 | 0 | .00 |
| Indonesia | 32,467 | 71,613 | 15,948 | 30,990 | 491.21 | 432.74 | 1,511 | 850 | 562.28 |
| Philippines | 445,178 | 331,667 | 192,174 | 149,869 | 431.68 | 451.87 | 36,276 | 20,578 | 567.27 |
| Oceania | 3,513 | 5,036 | 1,549 | 2,471 | 440.86 | 490.63 | 0 | 0 | .00 |
| Developing countries | 484,721 | 420,587 | 211,166 | 189,076 | 435.64 | 449.55 | 39,281 | 22,226 | 565.82 |
| Cottonseed oil(MT): | | | | | | | | | |
| World | 17,089 | 10,928 | 8,073 | 6,683 | 472.39 | 611.50 | 0 | 0 | .00 |
| Latin America | 17,085 | 8,975 | 8,066 | 5,523 | 472.11 | 615.40 | 0 | 0 | .00 |
| S America | 17,085 | 8,975 | 8,066 | 5,523 | 472.11 | 615.40 | 0 | 0 | .00 |
| Brazil | 17,085 | 3,997 | 8,066 | 2,362 | 472.11 | 590.88 | 0 | 0 | .00 |
| Argentina | 0 | 4,978 | 0 | 3,161 | .00 | 635.08 | 0 | 0 | .00 |
| W Europe | 0 | 1,954 | 0 | 1,160 | .00 | 593.62 | 0 | 0 | .00 |
| European Union | 0 | 1,954 | 0 | 1,160 | .00 | 593.62 | 0 | 0 | .00 |
| Greece | 0 | 1,954 | 0 | 1,160 | .00 | 593.62 | 0 | 0 | .00 |
| Developed countries | 4 | 1,954 | 7 | 1,160 | 1,662.00 | 593.62 | 0 | 0 | .00 |
| Developing countries | 17,085 | 8,975 | 8,066 | 5,523 | 472.11 | 615.40 | 0 | 0 | .00 |
| Olive oil(MT): | | | | | | | | | |
| World | 116,005 | 116,162 | 229,212 | 217,688 | 1,975.88 | 1,874.00 | 11,187 | 22,389 | 2,001.32 |
| W Europe | 110,770 | 111,227 | 218,864 | 209,037 | 1,975.84 | 1,879.38 | 9,678 | 19,815 | 2,047.44 |
| European Union | 110,751 | 111,207 | 218,810 | 209,000 | 1,975.69 | 1,879.38 | 9,678 | 19,815 | 2,047.44 |
| Spain, incl Canary Is | 15,787 | 12,645 | 33,402 | 27,071 | 2,114.44 | 2,140.86 | 1,360 | 3,017 | 2,218.25 |
| Italy | 89,518 | 93,261 | 175,659 | 171,910 | 1,962.27 | 1,843.32 | 7,852 | 16,114 | 2,026.38 |
| Greece | 4,596 | 4,124 | 7,440 | 7,299 | 1,618.75 | 1,769.87 | 320 | 571 | 1,783.71 |
| Asia | 2,153 | 3,232 | 4,240 | 5,233 | 1,969.22 | 1,619.09 | 439 | 728 | 1,657.83 |
| W Asia (Mideast) | 2,118 | 3,232 | 4,186 | 5,233 | 1,975.23 | 1,619.09 | 439 | 728 | 1,657.83 |
| Turkey | 1,964 | 3,100 | 3,732 | 4,865 | 1,900.13 | 1,569.51 | 425 | 679 | 1,598.27 |
| Africa | 2,923 | 1,531 | 5,586 | 2,892 | 1,910.93 | 1,888.89 | 1,055 | 1,785 | 1,691.60 |
| N Africa | 2,923 | 1,531 | 5,586 | 2,892 | 1,910.93 | 1,888.89 | 1,055 | 1,785 | 1,691.60 |
| Tunisia | 2,261 | 1,529 | 4,325 | 2,887 | 1,913.02 | 1,887.98 | 1,055 | 1,785 | 1,691.60 |
| Developed countries | 110,842 | 111,239 | 219,008 | 209,077 | 1,975.85 | 1,879.53 | 9,679 | 19,824 | 2,048.19 |
| Developing countries | 5,163 | 4,923 | 10,204 | 8,611 | 1,976.33 | 1,749.15 | 1,508 | 2,564 | 1,700.50 |
| Palm oil(MT): | | | | | | | | | |
| World | 99,045 | 155,991 | 37,828 | 57,190 | 381.93 | 366.63 | 20,701 | 8,497 | 410.46 |
| W Europe | 557 | 27 | 484 | 26 | 869.25 | 971.55 | 0 | 0 | .00 |
| European Union | 557 | 27 | 484 | 26 | 869.25 | 971.55 | 0 | 0 | .00 |
| Netherlands | 551 | 0 | 474 | 0 | 860.61 | .00 | 0 | 0 | .00 |
| Asia | 98,071 | 155,873 | 37,099 | 57,073 | 378.29 | 366.15 | 20,698 | 8,495 | 410.44 |
| Japan | 1,001 | 0 | 420 | 0 | 419.47 | .00 | 0 | 0 | .00 |
| Southeast Asia | 97,067 | 155,873 | 36,672 | 57,073 | 377.80 | 366.15 | 20,698 | 8,495 | 410.44 |
| Malaysia | 85,624 | 140,558 | 32,640 | 51,530 | 381.20 | 366.61 | 19,823 | 8,018 | 404.49 |
| Singapore | 453 | 997 | 413 | 376 | 912.53 | 377.49 | 0 | 0 | .00 |
| Indonesia | 7,949 | 11,314 | 2,592 | 4,027 | 325.03 | 355.89 | 366 | 279 | 761.32 |
| Philippines | 3,002 | 3,004 | 992 | 1,140 | 330.30 | 379.53 | 509 | 198 | 388.72 |
| Developed countries | 1,563 | 31 | 912 | 28 | 583.70 | 918.77 | 0 | 0 | .00 |
| Developing countries | 97,482 | 155,860 | 36,916 | 57,162 | 378.69 | 366.51 | 20,701 | 8,497 | 410.46 |
| Palm kernel oil(MT): | | | | | | | | | |
| World | 124,258 | 122,998 | 71,075 | 62,358 | 571.99 | 506.99 | 12,519 | 8,819 | 704.43 |
| W Europe | 1,435 | 7 | 1,464 | 13 | 1,019.91 | 1,785.86 | 0 | 0 | .00 |
| European Union | 935 | 7 | 1,052 | 13 | 1,124.81 | 1,785.86 | 0 | 0 | .00 |
| Netherlands | 928 | 0 | 1,040 | 0 | 1,120.24 | .00 | 0 | 0 | .00 |
| Asia | 122,766 | 122,945 | 69,561 | 62,300 | 566.61 | 506.73 | 12,512 | 8,815 | 704.50 |
| Southeast Asia | 122,766 | 122,825 | 69,561 | 62,287 | 566.61 | 506.70 | 12,512 | 8,815 | 704.50 |
| Malaysia | 104,763 | 86,210 | 59,752 | 43,955 | 570.35 | 509.86 | 4,310 | 3,133 | 726.85 |
| Singapore | 207 | 7,540 | 186 | 3,524 | 900.42 | 467.33 | 0 | 0 | .00 |
| Indonesia | 16,291 | 24,118 | 9,002 | 12,157 | 552.57 | 504.06 | 8,202 | 5,682 | 692.76 |
| Philippines | 1,505 | 5,057 | 621 | 2,651 | 412.37 | 524.25 | 0 | 0 | .00 |
| Developed countries | 1,474 | 25 | 1,483 | 27 | 1,005.38 | 1,080.96 | 0 | 0 | .00 |
| Developing countries | 122,784 | 122,973 | 69,591 | 62,331 | 566.78 | 506.87 | 12,519 | 8,819 | 704.43 |

See footnotes at end of table.

Appendix table B-3--U.S. agricultural imports: Quantity, value, and unit value by commodity and country, October-August 1992/93 and 1993/94, and August 1994--continued

| Commodity and country | October-August | | | | | | August 1994 | | |
|----------------------------------|----------------|---------|--------------------|---------|-----------------|----------|-------------|--------------------|-----------------|
| | Quantity | | Value (1,000 dol.) | | Unit value (\$) | | Quantity | Value (1,000 dol.) | Unit value (\$) |
| | 1992/93 | 1993/94 | 1992/93 | 1993/94 | 1992/93 | 1993/94 | | | |
| Peanut oil(MT): | | | | | | | | | |
| World | 217 | 5,171 | 391 | 4,351 | 1,802.56 | 843.39 | 31 | 53 | 1,697.77 |
| Canada | 17 | 0 | 14 | 0 | 803.76 | .00 | 0 | 0 | .00 |
| Latin America | 0 | 4,978 | 0 | 3,889 | .00 | 781.33 | 0 | 0 | .00 |
| S America | 0 | 4,978 | 0 | 3,889 | .00 | 781.33 | 0 | 0 | .00 |
| Argentina | 0 | 4,978 | 0 | 3,889 | .00 | 781.33 | 0 | 0 | .00 |
| W Europe | 41 | 34 | 94 | 206 | 2,286.00 | 6,059.32 | 31 | 53 | 1,697.77 |
| European Union | 41 | 34 | 94 | 206 | 2,286.00 | 6,059.32 | 31 | 53 | 1,697.77 |
| Netherlands | 35 | 0 | 29 | 0 | 825.77 | .00 | 0 | 0 | .00 |
| Germany | 6 | 31 | 65 | 196 | 10,804.00 | 6,312.77 | 31 | 53 | 1,697.77 |
| Asia | 159 | 158 | 284 | 263 | 1,784.68 | 1,665.78 | 0 | 0 | .00 |
| Other East Asia | 159 | 158 | 284 | 263 | 1,784.68 | 1,665.78 | 0 | 0 | .00 |
| Hong Kong | 155 | 158 | 263 | 263 | 1,694.39 | 1,665.78 | 0 | 0 | .00 |
| Taiwan | 4 | 0 | 21 | 0 | 5,289.50 | .00 | 0 | 0 | .00 |
| Developed countries | 58 | 34 | 107 | 206 | 1,851.55 | 6,059.32 | 31 | 53 | 1,697.77 |
| Developing countries | 159 | 5,137 | 284 | 4,155 | 1,784.68 | 808.86 | 0 | 0 | .00 |
| Rapeseed oil(MT): | | | | | | | | | |
| World | 358,341 | 378,060 | 177,880 | 230,016 | 496.40 | 608.41 | 35,622 | 22,127 | 621.16 |
| Canada | 310,733 | 373,299 | 157,937 | 227,543 | 508.27 | 609.55 | 35,321 | 21,928 | 620.81 |
| W Europe | 47,608 | 4,757 | 19,943 | 2,467 | 418.90 | 518.64 | 300 | 198 | 650.11 |
| European Union | 47,608 | 4,757 | 19,943 | 2,467 | 418.90 | 518.64 | 300 | 198 | 650.11 |
| United Kingdom | 11,630 | 40 | 4,773 | 44 | 410.41 | 1,094.25 | 0 | 0 | .00 |
| Netherlands | 4,822 | 126 | 2,141 | 47 | 443.99 | 369.97 | 0 | 0 | .00 |
| Belgium and Luxembourg | 4,075 | 84 | 1,862 | 35 | 457.04 | 412.64 | 0 | 0 | .00 |
| France | 5,000 | 0 | 2,022 | 0 | 404.40 | .00 | 0 | 0 | .00 |
| Germany | 19,081 | 4,500 | 7,888 | 2,332 | 413.39 | 518.29 | 300 | 198 | 650.11 |
| Developed countries | 358,341 | 378,060 | 177,880 | 230,016 | 496.40 | 608.41 | 35,622 | 22,127 | 621.16 |
| Soybean oil(MT): | | | | | | | | | |
| World | 976 | 30,203 | 548 | 17,002 | 561.64 | 562.94 | 1,461 | 961 | 657.53 |
| Canada | 869 | 28,456 | 540 | 16,123 | 557.01 | 566.59 | 1,461 | 961 | 657.53 |
| Latin America | 0 | 1,742 | 0 | 866 | .00 | 497.37 | 0 | 0 | .00 |
| Caribbean | 0 | 1,742 | 0 | 866 | .00 | 497.37 | 0 | 0 | .00 |
| Jamaica | 0 | 1,742 | 0 | 866 | .00 | 497.37 | 0 | 0 | .00 |
| Asia | 7 | 5 | 8 | 13 | 1,202.57 | 2,598.80 | 0 | 0 | .00 |
| Other East Asia | 5 | 4 | 6 | 7 | 1,122.00 | 1,734.50 | 0 | 0 | .00 |
| Taiwan | 5 | 4 | 6 | 7 | 1,122.00 | 1,734.50 | 0 | 0 | .00 |
| Developed countries | 971 | 28,457 | 543 | 16,129 | 558.75 | 566.78 | 1,461 | 961 | 657.53 |
| Developing countries | 5 | 1,746 | 6 | 873 | 1,122.00 | 500.21 | 0 | 0 | .00 |
| Sesame oil(MT): | | | | | | | | | |
| World | 5,498 | 6,083 | 15,705 | 16,867 | 2,856.44 | 2,772.76 | 643 | 1,980 | 3,079.25 |
| Latin America | 1,147 | 1,268 | 1,785 | 1,896 | 1,556.65 | 1,493.32 | 110 | 162 | 1,475.05 |
| Mexico | 356 | 265 | 660 | 478 | 1,854.03 | 1,802.78 | 0 | 0 | .00 |
| Central America | 115 | 147 | 208 | 266 | 1,804.76 | 1,812.73 | 0 | 0 | .00 |
| El Salvador | 95 | 105 | 182 | 217 | 1,917.84 | 2,067.14 | 0 | 0 | .00 |
| S America | 676 | 856 | 918 | 1,152 | 1,357.83 | 1,345.63 | 110 | 162 | 1,475.05 |
| Venezuela | 676 | 856 | 918 | 1,152 | 1,357.83 | 1,345.63 | 110 | 162 | 1,475.05 |
| Asia | 4,331 | 4,786 | 13,874 | 14,886 | 3,203.38 | 3,110.23 | 532 | 1,818 | 3,412.90 |
| W Asia (Mideast) | 319 | 321 | 532 | 446 | 1,666.96 | 1,388.23 | 16 | 25 | 1,556.69 |
| Lebanon | 316 | 288 | 527 | 398 | 1,668.18 | 1,383.08 | 16 | 25 | 1,556.69 |
| Japan | 2,313 | 2,418 | 8,929 | 9,416 | 3,860.51 | 3,893.93 | 297 | 1,255 | 4,225.73 |
| China | 227 | 320 | 515 | 521 | 2,267.96 | 1,627.02 | 11 | 14 | 1,291.36 |
| Southeast Asia | 263 | 200 | 982 | 755 | 3,732.74 | 3,777.46 | 34 | 126 | 3,701.73 |
| Thailand | 136 | 112 | 410 | 336 | 3,011.34 | 3,003.84 | 25 | 80 | 3,186.80 |
| Singapore | 127 | 88 | 572 | 419 | 4,505.27 | 4,762.08 | 9 | 46 | 5,104.33 |
| Other East Asia | 1,209 | 1,524 | 2,916 | 3,727 | 2,412.06 | 2,445.67 | 174 | 386 | 2,273.84 |
| Korea, Rep of | 128 | 82 | 375 | 234 | 2,930.19 | 2,856.17 | 0 | 2 | .00 |
| Hong Kong | 407 | 375 | 828 | 686 | 2,035.08 | 1,828.27 | 51 | 89 | 1,748.49 |
| Taiwan | 674 | 1,067 | 1,713 | 2,807 | 2,541.29 | 2,631.11 | 123 | 304 | 2,474.81 |
| Developed countries | 2,333 | 2,447 | 8,975 | 9,501 | 3,846.86 | 3,882.56 | 298 | 1,257 | 4,218.39 |
| Developing countries | 2,938 | 3,316 | 6,215 | 6,845 | 2,115.43 | 2,064.37 | 334 | 709 | 2,121.77 |
| Other countries | 227 | 320 | 515 | 521 | 2,267.96 | 1,627.02 | 11 | 14 | 1,291.36 |
| Other vegetable oils(MT): | | | | | | | | | |
| World | 113,839 | 159,324 | 135,547 | 180,136 | 1,190.75 | 1,130.63 | 23,629 | 23,943 | 1,013.27 |
| Canada | 22,929 | 30,163 | 24,939 | 38,409 | 1,087.66 | 1,273.40 | 3,064 | 4,289 | 1,403.13 |
| Latin America | 22,022 | 26,020 | 33,985 | 30,671 | 1,543.22 | 1,178.74 | 2,803 | 3,269 | 1,166.40 |
| Mexico | 9,075 | 10,270 | 11,478 | 11,236 | 1,231.72 | 1,094.02 | 2,145 | 2,088 | 973.28 |
| S America | 12,797 | 15,424 | 22,301 | 18,678 | 1,742.70 | 1,210.98 | 608 | 1,060 | 1,742.71 |
| Brazil | 8,153 | 8,692 | 13,936 | 11,727 | 1,522.54 | 1,348.22 | 601 | 941 | 1,566.13 |
| Paraguay | 938 | 2,398 | 1,931 | 2,673 | 2,058.63 | 1,114.49 | 0 | 0 | .00 |
| Argentina | 2,672 | 4,314 | 6,183 | 3,922 | 2,314.14 | 909.22 | 0 | 0 | .00 |
| W Europe | 21,168 | 21,872 | 40,423 | 46,517 | 1,909.63 | 2,126.78 | 2,353 | 4,668 | 1,983.88 |
| European Union | 19,492 | 20,660 | 37,105 | 43,738 | 1,803.63 | 2,117.04 | 2,293 | 4,492 | 1,959.12 |
| Denmark | 647 | 139 | 1,641 | 262 | 2,536.38 | 1,887.76 | 8 | 18 | 2,280.00 |
| United Kingdom | 1,819 | 708 | 3,198 | 3,802 | 1,758.36 | 5,370.65 | 65 | 143 | 2,201.94 |
| Netherlands | 6,977 | 7,981 | 12,585 | 16,224 | 1,803.83 | 2,032.84 | 931 | 1,885 | 2,025.19 |
| France | 834 | 1,523 | 3,380 | 4,311 | 4,052.43 | 2,830.68 | 149 | 310 | 2,083.56 |
| Germany | 7,664 | 8,379 | 13,964 | 16,153 | 1,821.98 | 1,927.84 | 804 | 1,547 | 1,923.55 |
| Italy | 889 | 1,254 | 1,236 | 1,818 | 1,375.24 | 1,450.12 | 227 | 377 | 1,659.08 |
| Other W Europe | 1,676 | 1,212 | 3,317 | 2,779 | 1,979.34 | 2,292.82 | 60 | 176 | 2,930.27 |
| Sweden | 1,421 | 564 | 1,762 | 711 | 1,240.24 | 1,260.38 | 0 | 0 | .00 |
| Asia | 47,482 | 79,935 | 35,541 | 62,341 | 748.52 | 779.89 | 15,289 | 11,538 | 754.69 |
| S Asia | 2,071 | 3,318 | 2,107 | 3,201 | 1,017.50 | 964.69 | 184 | 236 | 1,215.03 |
| India | 2,070 | 3,300 | 2,062 | 3,174 | 986.15 | 961.76 | 183 | 234 | 1,213.62 |
| Japan | 1,174 | 1,358 | 5,289 | 6,105 | 4,513.99 | 4,485.40 | 112 | 464 | 4,139.04 |
| China | 682 | 887 | 1,910 | 1,633 | 2,800.36 | 1,841.55 | 131 | 190 | 1,448.59 |
| Southeast Asia | 43,266 | 74,095 | 25,444 | 50,595 | 588.09 | 682.84 | 14,846 | 10,622 | 715.50 |

See footnotes at end of table.

Appendix table B-3--U.S. agricultural imports: Quantity, value, and unit value by commodity and country, October-August 1992/93 and 1993/94, and August 1994--continued

| Commodity and country | October-August | | | | | | August 1994 | | |
|--|----------------|---------|--------------------|---------|-----------------|------------|-------------|--------------------|-----------------|
| | Quantity | | Value (1,000 dol.) | | Unit value (\$) | | Quantity | Value (1,000 dol.) | Unit value (\$) |
| | 1992/93 | 1993/94 | 1992/93 | 1993/94 | 1992/93 | 1993/94 | | | |
| Other vegetable oils(MT): | | | | | | | | | |
| Thailand | 319 | 2,370 | 482 | 1,811 | 1,511.82 | 764.12 | 164 | 213 | 1,298.01 |
| Malaysia | 27,360 | 58,471 | 12,730 | 37,551 | 465.28 | 642.21 | 12,995 | 9,161 | 704.85 |
| Singapore | 1,026 | 246 | 2,307 | 689 | 2,249.02 | 2,799.74 | 0 | 0 | .00 |
| Indonesia | 9,374 | 6,845 | 5,226 | 5,334 | 557.55 | 779.19 | 1,687 | 1,247 | 739.40 |
| Philippines | 5,187 | 6,163 | 4,698 | 5,211 | 905.70 | 845.48 | 0 | 1 | .00 |
| Developed countries | 45,583 | 53,999 | 71,636 | 93,189 | 1,571.56 | 1,725.76 | 5,645 | 9,579 | 1,696.84 |
| Developing countries | 67,568 | 104,431 | 62,000 | 85,306 | 917.60 | 816.87 | 17,853 | 14,173 | 793.80 |
| Other countries | 682 | 894 | 1,910 | 1,641 | 2,800.36 | 1,835.07 | 131 | 190 | 1,449.59 |
| Oilcake & meal(MT): | | | | | | | | | |
| World | 544,060 | 698,777 | 79,432 | 99,218 | 146.00 | 141.99 | 62,612 | 8,713 | 139.15 |
| Canada | 535,807 | 684,636 | 76,204 | 94,554 | 142.22 | 138.11 | 62,495 | 8,613 | 137.82 |
| Latin America | 6,196 | 12,905 | 1,656 | 2,693 | 267.34 | 208.64 | 0 | 0 | .00 |
| Caribbean | 6,167 | 12,749 | 1,593 | 2,527 | 258.36 | 198.20 | 0 | 0 | .00 |
| Trinidad-Tobago | 6,160 | 12,749 | 1,587 | 2,527 | 257.71 | 198.20 | 0 | 0 | .00 |
| Asia | 363 | 980 | 692 | 1,090 | 1,907.55 | 1,112.17 | 93 | 67 | 725.45 |
| Developed countries | 536,091 | 684,983 | 77,510 | 95,950 | 144.58 | 140.08 | 62,519 | 8,671 | 138.69 |
| Developing countries | 7,955 | 13,780 | 1,897 | 3,200 | 238.44 | 232.22 | 93 | 42 | 451.98 |
| Cotton, excl linters(MT): | | | | | | | | | |
| World | 276 | 1,817 | 311 | 4,144 | 1,128.00 | 2,280.71 | 564 | 1,606 | 2,847.85 |
| Former Soviet Union | 0 | 711 | 0 | 1,948 | .00 | 2,740.07 | 455 | 1,226 | 2,693.66 |
| Asia | 275 | 484 | 309 | 517 | 1,122.64 | 1,068.56 | 0 | 0 | .00 |
| S Asia | 263 | 484 | 292 | 516 | 1,110.42 | 1,065.95 | 0 | 0 | .00 |
| India | 186 | 466 | 205 | 487 | 1,101.24 | 1,045.75 | 0 | 0 | .00 |
| Pakistan | 77 | 188 | 87 | 29 | 1,132.62 | 1,588.89 | 0 | 0 | .00 |
| Japan | 12 | 0 | 17 | 1 | 1,390.25 | .00 | 0 | 0 | .00 |
| Africa | 1 | 603 | 2 | 1,658 | 2,053.00 | 2,749.76 | 90 | 363 | 4,032.63 |
| Sub-Sahara | 0 | 603 | 0 | 1,658 | .00 | 2,749.76 | 90 | 363 | 4,032.63 |
| Sudan | 0 | 603 | 0 | 1,658 | .00 | 2,749.76 | 90 | 363 | 4,032.63 |
| Developed countries | 12 | 19 | 17 | 21 | 1,390.25 | 1,101.42 | 19 | 18 | 927.85 |
| Developing countries | 264 | 1,087 | 295 | 2,175 | 1,116.08 | 2,000.85 | 90 | 363 | 4,032.63 |
| Other countries | 0 | 711 | 0 | 1,948 | .00 | 2,740.07 | 455 | 1,226 | 2,693.66 |
| Cotton linters(MT): | | | | | | | | | |
| World | 10,843 | 12,621 | 10,163 | 11,812 | 937.25 | 935.92 | 1,221 | 1,142 | 935.45 |
| Latin America | 10,744 | 12,621 | 10,064 | 11,812 | 936.68 | 935.92 | 1,221 | 1,142 | 935.45 |
| Mexico | 10,744 | 12,621 | 10,064 | 11,812 | 936.68 | 935.92 | 1,221 | 1,142 | 935.45 |
| Developing countries | 10,841 | 12,621 | 10,154 | 11,812 | 936.61 | 935.92 | 1,221 | 1,142 | 935.45 |
| Seeds - field & garden(MT): | | | | | | | | | |
| World | 180,867 | 292,343 | 202,121 | 238,353 | 1,117.51 | 815.32 | 8,204 | 14,755 | 1,798.46 |
| Canada | 139,338 | 236,807 | 60,826 | 86,100 | 436.53 | 363.59 | 6,668 | 3,706 | 555.85 |
| Latin America | 15,941 | 30,049 | 45,929 | 55,529 | 2,881.19 | 1,847.94 | 286 | 2,430 | 8,494.81 |
| Mexico | 806 | 974 | 5,696 | 7,195 | 7,067.03 | 7,387.00 | 113 | 1,077 | 9,531.26 |
| Central America | 120 | 134 | 6,619 | 6,328 | 5,160.99 | 47,224.23 | 17 | 696 | 40,931.12 |
| Guatemala | 23 | 57 | 6,394 | 6,011 | 277,990.04 | 105,463.31 | 14 | 624 | 44,540.14 |
| S America | 14,815 | 28,862 | 33,423 | 41,675 | 2,256.04 | 1,454.03 | 124 | 622 | 5,012.27 |
| Chile | 10,078 | 24,104 | 26,593 | 34,647 | 2,638.76 | 1,437.40 | 124 | 622 | 5,012.27 |
| Argentina | 4,220 | 3,866 | 6,063 | 6,086 | 1,436.82 | 1,574.21 | 0 | 0 | .00 |
| W Europe | 6,900 | 6,851 | 39,461 | 38,438 | 5,718.99 | 5,610.56 | 231 | 2,757 | 11,933.67 |
| European Union | 6,718 | 6,524 | 38,904 | 37,737 | 5,790.95 | 5,784.35 | 231 | 2,754 | 11,923.29 |
| Denmark | 2,109 | 776 | 4,889 | 2,467 | 2,317.95 | 3,179.12 | 8 | 140 | 17,491.25 |
| Netherlands | 2,696 | 3,200 | 22,195 | 21,088 | 8,232.58 | 6,589.88 | 115 | 1,646 | 14,311.79 |
| France | 665 | 968 | 3,993 | 4,743 | 6,005.12 | 4,900.24 | 16 | 507 | 31,691.25 |
| Germany | 574 | 1,081 | 4,443 | 5,315 | 7,740.65 | 4,914.89 | 54 | 208 | 3,842.63 |
| E Europe | 2,215 | 2,888 | 3,069 | 3,562 | 1,385.35 | 1,233.27 | 0 | 4 | .00 |
| Romania | 1,738 | 1,184 | 2,075 | 1,346 | 1,194.07 | 1,135.82 | 0 | 0 | .00 |
| Asia | 7,753 | 10,958 | 40,856 | 45,366 | 5,269.75 | 4,140.03 | 563 | 4,411 | 7,834.10 |
| W Asia (Mideast) | 183 | 503 | 2,331 | 6,439 | 12,736.02 | 12,801.28 | 25 | 1,844 | 77,753.44 |
| Israel, inc Gaza | 24 | 70 | 2,094 | 5,785 | 87,252.17 | 82,638.36 | 4 | 1,937 | 484,239.50 |
| S Asia | 2,250 | 3,075 | 2,657 | 3,836 | 1,180.70 | 1,247.58 | 133 | 308 | 2,316.94 |
| India | 2,244 | 3,075 | 2,635 | 3,836 | 1,174.26 | 1,247.58 | 133 | 308 | 2,316.94 |
| Japan | 120 | 105 | 15,114 | 14,628 | 125,949.82 | 139,311.82 | 1 | 1,291 | 129,046.00 |
| China | 4,535 | 6,295 | 11,998 | 12,230 | 2,513.31 | 1,942.82 | 965 | 596 | 1,463.61 |
| Southeast Asia | 531 | 681 | 5,530 | 4,916 | 10,413.90 | 7,218.08 | 19 | 202 | 10,649.84 |
| Thailand | 503 | 619 | 5,473 | 4,818 | 10,881.48 | 7,784.11 | 19 | 188 | 9,889.58 |
| Other East Asia | 134 | 299 | 3,827 | 3,318 | 28,563.10 | 11,096.22 | 19 | 130 | 6,817.53 |
| Taiwan | 54 | 84 | 3,153 | 1,888 | 58,378.63 | 22,480.03 | 4 | 86 | 23,958.75 |
| Oceania | 8,412 | 4,137 | 9,371 | 6,692 | 1,113.89 | 1,517.69 | 385 | 1,129 | 2,826.14 |
| Australia | 1,851 | 1,820 | 2,634 | 3,685 | 1,423.17 | 2,030.35 | 202 | 820 | 4,060.64 |
| New Zealand | 6,561 | 2,317 | 6,737 | 2,997 | 1,026.77 | 1,293.54 | 184 | 309 | 1,680.66 |
| Africa | 299 | 537 | 2,569 | 2,428 | 8,581.97 | 4,522.17 | 1 | 225 | 225,441.00 |
| Sub-Sahara | 267 | 472 | 2,535 | 2,287 | 9,492.51 | 4,845.08 | 1 | 225 | 225,441.00 |
| Developed countries | 154,856 | 248,094 | 128,028 | 152,486 | 826.76 | 614.63 | 7,280 | 10,821 | 1,484.30 |
| Developing countries | 21,467 | 37,788 | 62,655 | 73,380 | 2,918.64 | 1,941.88 | 479 | 3,306 | 6,901.70 |
| Other countries | 4,544 | 6,461 | 11,439 | 12,487 | 2,517.28 | 1,832.68 | 435 | 628 | 1,443.78 |
| Cut flowers(MT): | | | | | | | | | |
| World | -- | -- | 333,153 | 374,857 | (1) | (1) | -- | 23,789 | (1) |
| Canada | -- | -- | 3,302 | 4,072 | (1) | (1) | -- | 395 | (1) |
| Latin America | -- | -- | 273,530 | 310,236 | (1) | (1) | -- | 19,315 | (1) |
| Mexico | -- | -- | 10,262 | 12,579 | (1) | (1) | -- | 747 | (1) |
| Central America | -- | -- | 14,800 | 18,789 | (1) | (1) | -- | 1,411 | (1) |
| Guatemala | -- | -- | 4,566 | 5,555 | (1) | (1) | -- | 480 | (1) |
| Costa Rica | -- | -- | 10,229 | 13,227 | (1) | (1) | -- | 920 | (1) |
| S America | -- | -- | 246,388 | 276,834 | (1) | (1) | -- | 17,007 | (1) |
| Colombia | -- | -- | 226,196 | 251,988 | (1) | (1) | -- | 15,350 | (1) |
| Ecuador | -- | -- | 17,568 | 22,394 | (1) | (1) | -- | 1,566 | (1) |
| W Europe | -- | -- | 47,967 | 52,049 | (1) | (1) | -- | 3,230 | (1) |

See footnotes at end of table.

Appendix table B-3--U.S. agricultural imports: Quantity, value, and unit value by commodity and country, October-August 1992/93 and 1993/94, and August 1994--continued

| Commodity and country | October-August | | | | | | August 1994 | | |
|---------------------------------|----------------|------------|--------------------|------------|-----------------|-----------|-------------|--------------------|-----------------|
| | Quantity | | Value (1,000 dol.) | | Unit value (\$) | | Quantity | Value (1,000 dol.) | Unit value (\$) |
| | 1992/93 | 1993/94 | 1992/93 | 1993/94 | 1992/93 | 1993/94 | | | |
| Cut flowers(NA): | | | | | | | | | |
| European Union | -- | -- | 47,967 | 52,049 | (1) | (1) | -- | 3,230 | (1) |
| Netherlands | -- | -- | 44,220 | 48,666 | (1) | (1) | -- | 3,203 | (1) |
| Asia | -- | -- | 4,653 | 4,896 | (1) | (1) | -- | 297 | (1) |
| Southeast Asia | -- | -- | 3,749 | 3,760 | (1) | (1) | -- | 287 | (1) |
| Thailand | -- | -- | 3,735 | 3,689 | (1) | (1) | -- | 280 | (1) |
| Developed countries | -- | -- | 55,194 | 60,055 | (1) | (1) | -- | 4,174 | (1) |
| Developing countries | -- | -- | 277,958 | 314,788 | (1) | (1) | -- | 19,614 | (1) |
| Nursery stock, bulbs, etc.(NA): | | | | | | | | | |
| World | -- | -- | 233,791 | 242,461 | (1) | (1) | -- | 37,718 | (1) |
| Canada | -- | -- | 88,183 | 96,730 | (1) | (1) | -- | 2,924 | (1) |
| Latin America | -- | -- | 26,386 | 23,884 | (1) | (1) | -- | 2,102 | (1) |
| Mexico | -- | -- | 8,644 | 6,670 | (1) | (1) | -- | 644 | (1) |
| Central America | -- | -- | 15,357 | 15,418 | (1) | (1) | -- | 1,278 | (1) |
| Guatemala | -- | -- | 3,104 | 2,969 | (1) | (1) | -- | 236 | (1) |
| Costa Rica | -- | -- | 10,730 | 10,362 | (1) | (1) | -- | 877 | (1) |
| W Europe | -- | -- | 89,802 | 102,033 | (1) | (1) | -- | 28,695 | (1) |
| European Union | -- | -- | 99,665 | 101,939 | (1) | (1) | -- | 28,695 | (1) |
| United Kingdom | -- | -- | 2,327 | 3,243 | (1) | (1) | -- | 1,876 | (1) |
| Netherlands | -- | -- | 91,822 | 93,011 | (1) | (1) | -- | 26,488 | (1) |
| Asia | -- | -- | 15,424 | 16,699 | (1) | (1) | -- | 3,473 | (1) |
| W Asia (Mideast) | -- | -- | 5,314 | 5,819 | (1) | (1) | -- | 2,550 | (1) |
| Israel, inc Gaza | -- | -- | 5,281 | 5,778 | (1) | (1) | -- | 2,537 | (1) |
| Southeast Asia | -- | -- | 3,161 | 3,407 | (1) | (1) | -- | 265 | (1) |
| Developed countries | -- | -- | 198,109 | 208,015 | (1) | (1) | -- | 34,629 | (1) |
| Developing countries | -- | -- | 33,983 | 32,841 | (1) | (1) | -- | 2,944 | (1) |
| Other vegetable prods(MT): | | | | | | | | | |
| World | 29,022 | 29,707 | 138,422 | 149,374 | 4,769.55 | 5,028.24 | 2,134 | 12,740 | 5,969.81 |
| Canada | 5,592 | 2,260 | 4,356 | 2,057 | 778.98 | 909.98 | 45 | 88 | 1,944.71 |
| Latin America | 7,350 | 10,572 | 32,695 | 41,217 | 4,448.31 | 3,862.13 | 772 | 3,020 | 3,911.70 |
| Mexico | 4,613 | 4,644 | 22,939 | 25,546 | 4,972.60 | 5,500.85 | 337 | 2,006 | 5,952.84 |
| Central America | 98 | 111 | 129 | 1,553 | 1,320.25 | 14,894.97 | 35 | 137 | 3,911.60 |
| Costa Rica | 0 | 26 | 0 | 1,566 | .00 | 60,991.77 | 7 | 122 | 17,396.71 |
| Caribbean | 1,296 | 4,631 | 1,927 | 5,886 | 1,487.17 | 1,270.93 | 376 | 508 | 1,352.30 |
| Dominican Republic | 1,244 | 4,597 | 1,790 | 5,718 | 1,439.30 | 1,243.80 | 376 | 508 | 1,352.30 |
| S America | 1,343 | 1,286 | 7,700 | 8,132 | 5,733.24 | 6,323.20 | 24 | 368 | 15,346.63 |
| Chile | 1,103 | 846 | 6,584 | 6,501 | 5,969.02 | 7,683.87 | 22 | 362 | 16,474.32 |
| W Europe | 7,747 | 9,448 | 66,392 | 72,705 | 8,570.02 | 7,695.25 | 761 | 6,126 | 8,050.34 |
| European Union | 7,564 | 9,264 | 63,905 | 70,014 | 8,448.51 | 7,557.64 | 750 | 5,891 | 7,854.96 |
| Denmark | 2,040 | 2,442 | 21,491 | 25,087 | 10,535.00 | 10,273.00 | 148 | 1,583 | 10,692.88 |
| United Kingdom | 963 | 1,085 | 6,491 | 7,023 | 6,740.90 | 6,472.38 | 136 | 906 | 6,665.21 |
| Ireland | 490 | 732 | 6,078 | 7,358 | 12,404.65 | 10,051.53 | 40 | 380 | 9,496.30 |
| France | 794 | 1,613 | 6,580 | 9,995 | 8,287.12 | 6,196.78 | 152 | 642 | 4,222.68 |
| Germany | 1,461 | 1,651 | 13,161 | 12,531 | 9,007.89 | 7,589.70 | 183 | 1,448 | 7,911.21 |
| Spain, incl Canary Is | 1,450 | 1,597 | 7,600 | 6,301 | 5,241.15 | 3,945.38 | 82 | 666 | 8,124.36 |
| Other W Europe | 183 | 184 | 2,487 | 2,691 | 13,592.16 | 14,623.96 | 11 | 235 | 21,372.00 |
| Switzerland | 120 | 159 | 2,080 | 2,605 | 17,333.96 | 16,382.99 | 11 | 235 | 21,372.00 |
| Asia | 6,119 | 5,579 | 24,624 | 25,106 | 4,024.20 | 4,500.05 | 477 | 2,712 | 5,685.59 |
| S Asia | 597 | 345 | 2,972 | 2,513 | 4,978.77 | 7,284.69 | 35 | 385 | 10,987.00 |
| India | 557 | 326 | 2,913 | 2,494 | 5,230.57 | 7,648.98 | 35 | 385 | 10,987.00 |
| Japan | 423 | 273 | 5,327 | 4,793 | 12,593.09 | 17,555.10 | 29 | 320 | 11,021.31 |
| China | 2,115 | 1,638 | 6,853 | 6,078 | 3,240.22 | 3,710.49 | 122 | 646 | 5,292.11 |
| Southeast Asia | 1,561 | 2,114 | 4,565 | 7,846 | 2,924.47 | 3,711.35 | 223 | 751 | 3,366.04 |
| Philippines | 960 | 1,411 | 3,293 | 6,478 | 3,429.71 | 4,591.42 | 143 | 670 | 4,683.95 |
| Other East Asia | 662 | 531 | 4,307 | 3,473 | 6,506.51 | 6,540.33 | 65 | 608 | 9,350.03 |
| Taiwan | 394 | 235 | 3,082 | 2,125 | 7,821.66 | 9,043.48 | 47 | 561 | 11,932.96 |
| Africa | 687 | 535 | 8,816 | 6,879 | 12,832.24 | 12,857.86 | 39 | 738 | 18,935.77 |
| N Africa | 298 | 212 | 7,107 | 4,531 | 23,848.51 | 21,371.21 | 28 | 644 | 23,007.96 |
| Morocco | 278 | 207 | 7,083 | 4,524 | 25,480.15 | 21,854.02 | 28 | 644 | 23,007.96 |
| Sub-Sahara | 389 | 323 | 1,709 | 2,348 | 4,399.05 | 7,270.15 | 11 | 94 | 8,570.18 |
| Developed countries | 13,927 | 12,206 | 76,981 | 80,319 | 5,527.46 | 6,580.26 | 860 | 6,564 | 7,633.04 |
| Developing countries | 12,914 | 15,843 | 54,474 | 62,938 | 4,218.22 | 3,972.61 | 1,152 | 5,530 | 4,799.94 |
| Other countries | 2,181 | 1,658 | 6,967 | 6,117 | 3,194.38 | 3,689.54 | 122 | 646 | 5,292.11 |
| Selected non-ag imports(NA): | | | | | | | | | |
| World | -- | -- | 9,815,923 | 11,115,496 | (1) | (1) | -- | 1,019,100 | (1) |
| Fertilizers(MT): | | | | | | | | | |
| World | 17,344,169 | 18,813,935 | 1,394,274 | 1,733,894 | 80.39 | 82.16 | 1,495,435 | 142,589 | 95.26 |
| Potassium(MT): | 6,293,313 | 7,211,909 | 504,822 | 580,823 | 80.21 | 80.54 | 604,856 | 46,191 | 76.37 |
| Nitrogen(MT): | 5,949,659 | 7,134,544 | 695,700 | 931,349 | 116.93 | 130.54 | 527,090 | 75,465 | 143.17 |
| Phosphate(MT): | 5,098,106 | 4,463,258 | 192,486 | 220,400 | 37.76 | 49.38 | 363,369 | 20,821 | 57.30 |
| World | 1,424,817 | 1,675,955 | 5,247,811 | 5,907,963 | 3,683.15 | 3,525.13 | 157,124 | 619,746 | 3,944.31 |
| Fish fresh or prep(MT): | 824,675 | 935,724 | 2,268,256 | 2,402,970 | 2,750.48 | 2,568.03 | 92,767 | 220,681 | 2,378.87 |
| Shellfish(MT): | 375,317 | 398,172 | 2,884,777 | 3,374,581 | 7,665.82 | 8,475.18 | 41,518 | 388,447 | 9,356.10 |
| Fish prods, other(MT): | 223,825 | 342,059 | 94,777 | 130,411 | 423.44 | 381.25 | 22,839 | 10,619 | 464.93 |
| World | 101,361 | 107,753 | 621,620 | 680,978 | 6,132.74 | 6,319.80 | 6,736 | 40,101 | 5,953.26 |

See footnotes at end of table.

Appendix table B-2--U.S. agricultural imports: Quantity, value, and unit value by commodity and country, October-August 1992/93 and 1993/94, and August 1994--continued

| Commodity and country | October-August | | | | | | August 1994 | | |
|--------------------------------|----------------|-----------|--------------------|-----------|-----------------|----------|-------------|--------------------|-----------------|
| | Quantity | | Value (1,000 dol.) | | Unit value (\$) | | Quantity | Value (1,000 dol.) | Unit value (\$) |
| | 1992/93 | 1993/94 | 1992/93 | 1993/94 | 1992/93 | 1993/94 | | | |
| Fungicides(MT): | | | | | | | | | |
| World | 31,614 | 33,008 | 78,766 | 93,864 | 2,491.49 | 2,843.68 | 2,738 | 6,898 | 2,519.51 |
| Herbicides(MT): | | | | | | | | | |
| World | 21,126 | 21,155 | 186,579 | 200,781 | 8,831.71 | 9,490.92 | 1,373 | 10,151 | 7,393.53 |
| Insecticides(MT): | | | | | | | | | |
| World | 5,512 | 8,543 | 41,164 | 65,084 | 7,466.77 | 7,618.43 | 116 | 2,094 | 18,047.88 |
| Other pesticides(MT): | | | | | | | | | |
| World | 43,108 | 45,047 | 315,111 | 321,249 | 7,309.81 | 7,131.41 | 2,509 | 20,958 | 8,353.07 |
| Farm machinery(NA): | | | | | | | | | |
| World | -- | -- | 2,172,484 | 2,552,082 | (1) | (1) | -- | 204,608 | (1) |
| Tractors & self-prop mach(NO): | | | | | | | | | |
| World | 1,928,328 | 2,927,220 | 1,097,206 | 1,462,313 | 568.99 | 499.56 | 310,239 | 116,211 | 374.58 |
| Other ag mach & parts(NA): | | | | | | | | | |
| World | -- | -- | 1,075,278 | 1,089,769 | (1) | (1) | -- | 88,387 | (1) |
| Tobacco - mfg(NA): | | | | | | | | | |
| World | -- | -- | 379,733 | 240,579 | (1) | (1) | -- | 12,055 | (1) |

-- Not available.

(1) Unit value cannot be computed.

Appendix table C-1--Foreign currency units per U.S. dollar

| Period | German mark | Japanese yen | British pound | Dutch guilder | Canadian dollar |
|---------------|----------------|-----------------|------------------|------------------|--------------------|
| Average, 1991 | 1.693 | 134.5 | 0.5699 | 1.866 | 1.143 |
| 1992: | | | | | |
| January | 1.579 | 125.3 | .5533 | 1.779 | 1.157 |
| February | 1.619 | 127.7 | .5625 | 1.822 | 1.218 |
| March | 1.663 | 132.7 | .5806 | 1.872 | 1.194 |
| April | 1.649 | 133.4 | .5689 | 1.851 | 1.188 |
| May | 1.622 | 130.7 | .5639 | 1.824 | 1.199 |
| June | 1.574 | 127.2 | .5803 | 1.775 | 1.195 |
| July | 1.510 | 125.6 | .5246 | 1.702 | 1.195 |
| August | 1.456 | 126.7 | .5166 | 1.641 | 1.190 |
| September | 1.609 | 122.5 | .5447 | 1.633 | 1.223 |
| October | 1.486 | 121.2 | .6060 | 1.679 | 1.245 |
| November | 1.672 | 123.8 | .6536 | 1.785 | 1.296 |
| December | 1.592 | 128.8 | .6165 | 1.676 | 1.247 |
| Average | 1.585 | 127.1 | .5726 | 1.753 | 1.212 |
| 1993: | | | | | |
| January | 1.616 | 124.9 | .6513 | 1.816 | 1.278 |
| February | 1.642 | 120.9 | .6931 | 1.849 | 1.261 |
| March | 1.648 | 117.1 | .6849 | 1.852 | 1.244 |
| April | 1.595 | 112.3 | .6466 | 1.795 | 1.262 |
| May | 1.606 | 110.4 | .6459 | 1.802 | 1.270 |
| June | 1.652 | 107.3 | .6613 | 1.853 | 1.279 |
| July | 1.715 | 107.7 | .6681 | 1.927 | 1.282 |
| August | 1.696 | 103.7 | .6703 | 1.908 | 1.309 |
| September | 1.622 | 105.3 | .6614 | 1.821 | 1.321 |
| October | 1.638 | 106.9 | .6651 | 1.842 | 1.326 |
| November | 1.700 | 107.8 | .6754 | 1.909 | 1.318 |
| December | 1.710 | 109.7 | .6711 | 1.916 | 1.331 |
| Average | 1.653 | 111.2 | .6662 | 1.858 | 1.290 |
| 1994: | | | | | |
| January | 1.743 | 111.5 | .6700 | 1.951 | 1.317 |
| February | 1.737 | 106.2 | .6763 | 1.948 | 1.342 |
| March | 1.691 | 105.1 | .6703 | 1.901 | 1.364 |
| April | 1.698 | 103.5 | .6746 | 1.907 | 1.383 |
| May | 1.657 | 103.8 | .6648 | 1.860 | 1.381 |
| June | 1.627 | 102.5 | .6552 | 1.824 | 1.384 |
| July | 1.567 | 98.4 | .6465 | 1.759 | 1.383 |
| August | 1.565 | 99.9 | .6484 | 1.757 | 1.378 |

Appendix table C-2--Domestic and foreign wheat prices

| Year and month | United States | | | Foreign | | | |
|-------------------------------|---------------|-------------------|------------------|-----------------|-----------------|--------------|-----------------|
| | Farm 1/ | Kansas City 2/ | Gulf ports 3/ | Rotterdam 4/ | Argentina 5/ | Canada 6/ | Australia 7/ |
| <u>Dollars per metric ton</u> | | | | | | | |
| 1993: | | | | | | | |
| January | 124 | 144 | 156 | 192 | 122 | 187 | 168 |
| February | 122 | 136 | 149 | 187 | 130 | 185 | 162 |
| March | 121 | 137 | 149 | 183 | 124 | 182 | 157 |
| April | 119 | 131 | 142 | 183 | 125 | 173 | 157 |
| May | 114 | 128 | 136 | 184 | 132 | 166 | 146 |
| June | 104 | 120 | 122 | 181 | 134 | 170 | 140 |
| July | 105 | 119 | 129 | 196 | 132 | 180 | 145 |
| August | 109 | 118 | 131 | 208 | 136 | 194 | 147 |
| September | 114 | 119 | 132 | 202 | 142 | 201 | 151 |
| October | 118 | 123 | 137 | 217 | NA | 210 | NA |
| November | 128 | 136 | 147 | 224 | NA | 226 | NA |
| December | 132 | 147 | 159 | 242 | NA | 236 | NA |
| 1994: | | | | | | | |
| January | 131 | 142 | 155 | 252 | NA | 224 | NA |
| February | 132 | 135 | 147 | 244 | NA | 218 | NA |
| March | 134 | 129 | 141 | 226 | NA | 210 | NA |
| April | 130 | 128 | 141 | 223 | NA | 206 | NA |
| May | 125 | 130 | 140 | 218 | NA | 216 | NA |
| June | 118 | 130 | 139 | 186 | NA | 201 | NA |
| July | 111 | 126 | 138 | 170 | NA | 183 | NA |
| August | 119 | 134 | 148 | 184 | NA | 175 | NA |

1/ All wheat. 2/ No. 1, Hard Winter, ordinary protein. 3/ No. 2, Hard Winter, ordinary protein, FOB vessel. 4/ No. 2, Dark Northern Spring, 14 percent, CIF. 5/ FOB Buenos Aires. 6/ No. 1, Canadian Western Red Spring, 13.5 percent, in-store, St. Lawrence, as of April 1985. 7/ Australian Standard White, FOB. NA = Not available.

Appendix table C-3--Corn, sorghum, rice, and cotton prices

| Year and month | Corn | | | | Sorghum | Rice | Cotton | |
|-------------------------------|------------|---------------------------|---------------------|-----------------|---------------------|---------------|------------------------|-------|
| | Farm 1/ | Central Illinois 2/ | Gulf ports 3/ | Rotterdam 4/ | Gulf ports 5/ | Houston 6/ | United States 7/ | |
| <u>Dollars per metric ton</u> | | | | | | | | |
| 1993: | | | | | | | | |
| January | 80 | 81 | 96 | 115 | 117 | 96 | 336 | 1,184 |
| February | 79 | 81 | 95 | 113 | 117 | 95 | 331 | 1,221 |
| March | 83 | 85 | 98 | 115 | 85 | 97 | 331 | 1,244 |
| April | 85 | 88 | 99 | 119 | 88 | 96 | 331 | 1,238 |
| May | 84 | 87 | 99 | 118 | 96 | 95 | 313 | 1,243 |
| June | 82 | 82 | 93 | 112 | 97 | 91 | 294 | 1,199 |
| July | 87 | 89 | 104 | 117 | 96 | 102 | 298 | 1,198 |
| August | 89 | 89 | 103 | 121 | 113 | 102 | 298 | 1,169 |
| September | 87 | 87 | 102 | 119 | NA | 99 | 298 | 1,191 |
| October | 90 | 89 | 107 | 121 | NA | 101 | 356 | 1,203 |
| November | 96 | 104 | 117 | 136 | NA | 115 | 518 | 1,226 |
| December | 105 | 111 | 122 | 139 | NA | 121 | 562 | 1,329 |
| 1994: | | | | | | | | |
| January | 106 | 114 | 127 | 142 | NA | 124 | 562 | 1,467 |
| February | 110 | 111 | 124 | 138 | NA | 121 | 562 | 1,603 |
| March | 108 | 109 | 120 | 133 | NA | 115 | 549 | 1,604 |
| April | 104 | 103 | 113 | 130 | NA | 108 | 513 | 1,678 |
| May | 102 | 102 | 111 | 127 | NA | 109 | 472 | 1,749 |
| June | 103 | 103 | 112 | 125 | NA | 108 | 424 | 1,694 |
| July | 90 | 87 | 98 | 115 | NA | 98 | 380 | 1,581 |
| August | 85 | 84 | 96 | 113 | NA | 96 | 348 | 1,550 |

1/ No. 1 yellow. 2/ No. 3 yellow, FOB vessel. 3/ U.S., No. 3, bulk, CIF. 4/ FOB Buenos Aires. 5/ U.S. No. 2 yellow, FOB vessel. 6/ Long grain, FOB mill. 7/ 7-market average, Strict Low Middling 1-1/16 inch.

NA = Not available.

Appendix table C-4--U.S. and northern European soybean and product prices

| Year and month | Soybeans | | | Soybean oil | | Soybean meal | | |
|------------------------|----------|------------------------|------------------|-----------------|-----------------------|--------------|---------------|---------------|
| | Farm | Central Illinois 1/ | Gulf ports 2/ | Rotterdam 3/ | Decatur (crude) 4/ | Dutch 4/ | Decatur 5/ | Hamburg 6/ |
| Dollars per metric ton | | | | | | | | |
| 1993: | | | | | | | | |
| January | 205 | 208 | 223 | 239 | 467 | 444 | 207 | 224 |
| February | 204 | 206 | 222 | 236 | 454 | 433 | 198 | 216 |
| March | 208 | 210 | 224 | 238 | 463 | 438 | 202 | 208 |
| April | 211 | 214 | 227 | 244 | 469 | 448 | 207 | 209 |
| May | 213 | 217 | 230 | 246 | 469 | 447 | 214 | 209 |
| June | 217 | 217 | 230 | 245 | 590 | 461 | 213 | 209 |
| July | 241 | 253 | 269 | 287 | 528 | 505 | 253 | 239 |
| August | 241 | 244 | 258 | 274 | 515 | 483 | 241 | 239 |
| September | 228 | 230 | 246 | 260 | 518 | 489 | 223 | 228 |
| October | 221 | 218 | 235 | 249 | 505 | 491 | 215 | 219 |
| November | 232 | 238 | 253 | 267 | 560 | 536 | 233 | 229 |
| December | 244 | 250 | 264 | 276 | 621 | 589 | 228 | 225 |
| 1994: | | | | | | | | |
| January | 247 | 253 | 268 | 283 | 659 | 607 | 219 | 225 |
| February | 246 | 247 | 262 | 274 | 633 | 580 | 219 | 220 |
| March | 248 | 249 | 262 | 274 | 635 | 586 | 215 | 221 |
| April | 241 | 241 | 253 | 261 | 616 | 584 | 209 | 219 |
| May | 249 | 248 | 259 | 259 | 640 | 594 | 213 | 210 |
| June | 247 | 246 | 257 | 265 | 606 | 571 | 217 | 214 |
| July | 218 | 217 | 231 | 233 | 540 | 562 | 200 | 209 |
| August | 205 | 206 | 219 | 232 | 540 | 600 | 197 | 208 |

1/ No. 2 yellow. 2/ No. 2 yellow, FOB vessel. 3/ U.S. No. 2 yellow, CIF. 4/ FOB, ex-mill. 5/ 48-percent protein. 6/ FOB, ex-mill, 44-percent protein.

Appendix table C-5--U.S. import prices

| Year and month | Coffee | Cocoa beans | Rubber |
|------------------------|----------------|---------------------|----------------|
| | New York 1/ | Future prices 2/ | New York 3/ |
| Dollars per metric ton | | | |
| 1993: | | | |
| January | 1,279 | 985 | 1,069 |
| February | 1,190 | 928 | 1,065 |
| March | 1,235 | 908 | 1,023 |
| April | 1,124 | 937 | 974 |
| May | 1,168 | 924 | 966 |
| June | 1,146 | 908 | 966 |
| July | 1,345 | 981 | 955 |
| August | 1,389 | 1,010 | 968 |
| September | 1,499 | 1,157 | 981 |
| October | 1,455 | 1,175 | 974 |
| November | 1,433 | 1,199 | 990 |
| December | 1,389 | 1,250 | 988 |
| 1994: | | | |
| January | 1,411 | 1,171 | 990 |
| February | 1,499 | 1,122 | 1,016 |
| March | 1,631 | 1,206 | 1,093 |
| April | 1,742 | 1,140 | 1,120 |
| May | 2,425 | 1,281 | 1,133 |
| June | 2,800 | 1,351 | 1,215 |
| July | 4,740 | 1,448 | 1,378 |
| August | 4,167 | 1,435 | 1,464 |

1/ Brazilian, green. 2/ Average of nearest three active futures-trading months. 3/ No. 1, ribbed smoked sheets.

SUMMARY OF REPORT #AIB-708

Intense Agrichemical Use on Europe's Farms Creates Environmental, Budget Problems

October 1994

Contact: Philip I. Szmedra, 202-219-0475

Agricultural production in the European Union (EU, the successor to the European Community) has increased dramatically since the early 1950's but at a considerable environmental cost. Artificially high commodity prices maintained through the Common Agricultural Policy (CAP) have encouraged heavy investment in improved technologies and reinforced intense use of such agricultural inputs as fertilizers and pesticides. Resulting environmental degradation has included nitrate pollution of drinking water and loss of wildlife species. However, major reform of the CAP in May 1992 to address these problems included direct payments to farmers, increased measures to limit production, and other programs specifically designed to produce environmental benefits. Input use in U.S. agriculture is only a fraction of that in Europe and arable land area much more extensive. In the future, American farmers will face less severe tradeoffs between productivity and environmental preservation than their EU counterparts.

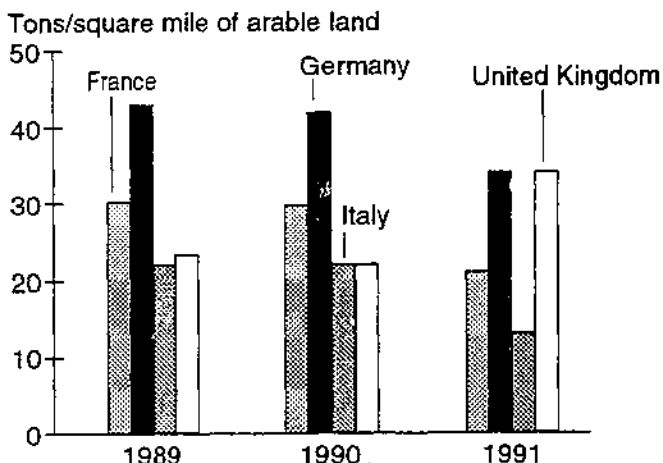
These findings are reported in a new report from USDA's Economic Research Service, *Agriculture and the Environment in the European Union*.

Trends in chemical fertilizer and pesticide use in the EU reflect two distinct and opposing influences. First, high support prices established and maintained under the CAP have provided incentives for farmers to use inputs heavily. Second, input use has declined in regions with recognized environmental problems. Between 1985 and 1989, nitrogen fertilizer use decreased by 13 percent in the Netherlands, 12 percent in Italy, and 6 percent in the United Kingdom. In Denmark, Germany, and Belgium, nitrogen fertilizer use remained essentially unchanged, but farmers in France, Ireland, Portugal, and Spain increased their use of nitrogen fertilizers by 10 to 15 percent.

France is the largest market for agrichemicals within Europe, annually purchasing about a third of the compounds sold in the Western European market. The growing influence of environmental action groups and the recent discovery of nitrates in drinking water have heightened awareness of the harmful effects of input-intensive agriculture.

Nitrogenous fertilizer use

Increased environmental awareness in some European countries is helping lower nitrogenous fertilizer use



Source: Organization for Economic Cooperation and Development, *State of the Environment*, Paris, France, 1991.

To Order This Report...

The information presented here is excerpted from *Agriculture and the Environment in the European Union*, AIB-708, by Philip I. Szmedra. The cost is \$9.00.

To order, dial 1-800-999-6779 (toll free in the United States and Canada) and ask for the report by title.

Please add 25 percent to foreign addresses (including Canada). Charge to Visa or MasterCard. Or send a check (made payable to ERS-NASS) to:

ERS-NASS
341 Victory Drive
Herndon, VA 22070.

**END
FILMED**

DATE:

2-23-95

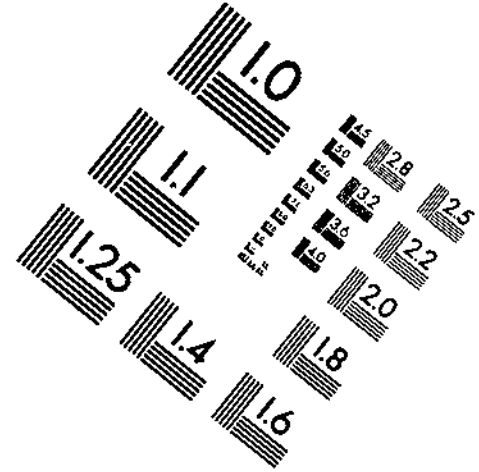
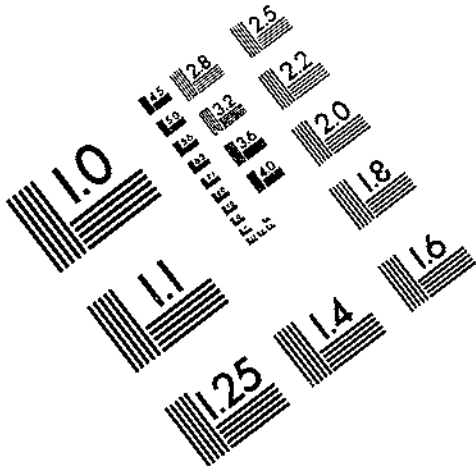
NTIS



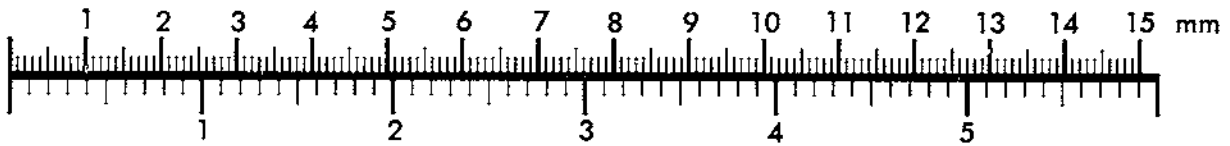
AIM

Association for Information and Image Management

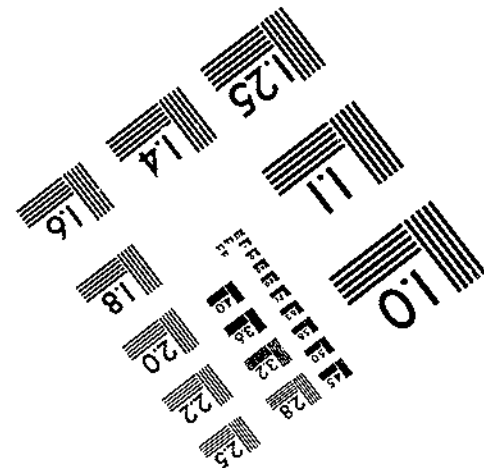
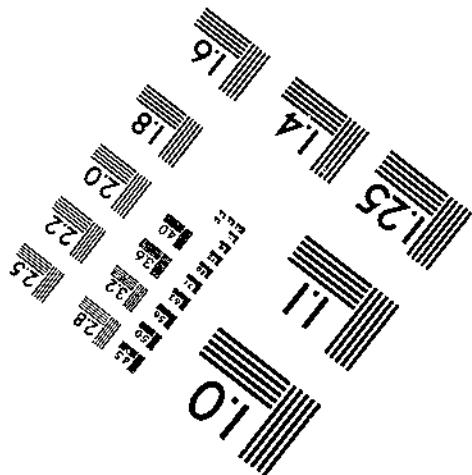
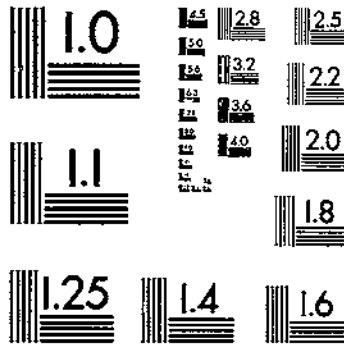
1100 Wayne Avenue, Suite 1100
Silver Spring, Maryland 20910
301/587-8202



Centimeter



Inches



MANUFACTURED TO AIM STANDARDS
BY APPLIED IMAGE, INC.