



**AgEcon** SEARCH  
RESEARCH IN AGRICULTURAL & APPLIED ECONOMICS

*The World's Largest Open Access Agricultural & Applied Economics Digital Library*

**This document is discoverable and free to researchers across the globe due to the work of AgEcon Search.**

**Help ensure our sustainability.**

Give to AgEcon Search

AgEcon Search  
<http://ageconsearch.umn.edu>  
[aesearch@umn.edu](mailto:aesearch@umn.edu)

*Papers downloaded from **AgEcon Search** may be used for non-commercial purposes and personal study only. No other use, including posting to another Internet site, is permitted without permission from the copyright owner (not AgEcon Search), or as allowed under the provisions of Fair Use, U.S. Copyright Act, Title 17 U.S.C.*

# **Conceptualising the Effects of Seasonal Financial Market Failures and Credit Rationing in Applied Rural Household Models**

**Andrew Dorward**

University of London, Great Britain

## **Abstract**

A wide variety of farm household models have provided a valuable theoretical basis for empirical and conceptual analysis of interactions between production and consumption resource allocations of poor rural people. A weakness of common applications of many such models, and unfortunately of much analysis, is failure to routinely also recognise and adequately describe the fundamental seasonal nature of most agricultural production and the effects of pervasive seasonal finance market failures on poor rural people's behaviour and welfare. This is despite considerable theoretical work demonstrating the importance of seasonal financial market failures as constraints on agricultural development. A general model recognising this is presented, with graphical applications showing the potential importance of seasonal finance constraints on farm households' behaviour and welfare. Formal methods for allowing for the effects of seasonal finance constraints on household responses to policy and other change should be standard tools used by applied rural development economists.

**Keywords:** credit rationing, farm household models, seasonality, seasonal finance market failures

**JEL:** Q12

## **1 Introduction**

Household models have played a significant role in advancing theoretical understanding and empirical analysis of the behaviour of (particularly poorer) rural people and economies. Their specific contribution lies in the modeling of two key features of (again poorer) smallholder people's livelihoods: the interactions between production and consumption decisions, and the effects of market failures in labour, product and credit markets upon these interactions. The models by and large successfully allow for these important features of farm households and for differences between households with different resource endowments and objectives. Many have, however, in both their conceptualisation and operationalisation, largely ignored another key feature of poor smallholders' livelihoods: the critical importance of seasonality in agricultural produc-

tion leading, with poverty, to seasonality in market failures, notably in credit markets, and hence credit rationing. This has been associated with an unfortunate lack of attention in much empirical and policy analysis to the effects of seasonality on poor farm household behaviour. Seasonality is, however, a major feature of rainfed agriculture and plays a significant part in perpetuating poverty. This paper uses a relatively simple model formulation to address this and discusses a simple conceptual application of the model.

Following this introduction the paper provides a brief review of farm household model development and application. This leads on to a discussion of the importance and extent of seasonal credit market failures and credit rationing in smallholder agriculture and then the specification of a formal farm household model allowing for seasonal credit market failures and credit rationing. Insights from and benefits from the wider use of this model as compared with current standard models are demonstrated with relatively simple graphical application of the model to describe the situations of households affected by credit rationing. It then goes on to compare the effects of changes in prices, wages, and technology on affected and unaffected households. Significant differences from (improvements over) predictions of the standard model are shown for (generally poorer) households affected by credit rationing.

## **2 Farm Household Models**

A wide variety of farm household models have provided a valuable theoretical basis for empirical and conceptual analysis of interactions between production and consumption resource allocations of poor rural people. Building on standard production economics and early 20<sup>th</sup> century analysis by Chayanov of peasant agriculture in Russia (ELLIS (1993)), farm household models developed by NAKAJIMA (1986) and by BARNUM and SQUIRE (BARNUM and SQUIRE (1979)) have been widely used to develop theoretical understanding of peasant farm households (by investigating theoretical properties of and inferences from these models) and for empirical investigation of the effects of different technical, market and policy changes on different peasant farm households' behaviour, welfare and interactions with produce and factor markets. Such models have been given significant attention by postgraduate agricultural and rural development text books such as SINGH et al. (1986), ELLIS (1993), BARDHAN and UDRY (1999) and SADOULET and DE JANVRY (1995). TAYLOR and ADELMAN (2003) review these models with the explicit objective of providing a starting point for students and researchers to build models to investigate impacts of policy and market changes.

A limitation of the models presented in much of this literature (which both describes and influences theoretical and empirical work), is lack of integrated analysis of on the one hand simultaneous production and consumption decisions (the focus of farm household models) with, on the other hand, the behavioural effects of seasonal capital constraints<sup>1</sup>. SINGH et al. (1986) includes no discussion of seasonal credit constraints or examples of models addressing this, although IQBAL (1986) allows for inter-year borrowing and saving. ELLIS (1993) makes no mention of credit market failures in his chapters on farm household models. SADOULET and DE JANVRY (1995: 164ff.) include discussion of a related literature that considers the effects of liquidity constraints on intertemporal household models looking at life-cycle, inter year liquidity constraints (rather than intra-year liquidity constraints). BARDHAN and UDRY (1999), in a chapter on household models, discuss only land and labour market failures (not credit market failures) and in a subsequent chapter on credit markets explore credit market failures in terms of information economics, without reference to their impacts on household behaviour. TAYLOR and ADELMAN (2003) mention a small literature on household models showing or describing credit market failures, but make no mention of seasonality, and do not consider credit market failures in further discussion of the application, development or weaknesses of models. DE JANVRY and SADOULET (2006) draw attention to the impact of seasonal financial failures on farm household behaviour, and suggest that treatment of this in a static annual model can provide valuable insights into the way that farm household behaviour can be constrained by seasonal liquidity constraints. Their conclusion, however, is that policies for agricultural production must be complemented by policies promoting working capital by improving access to both credit and savings opportunities

Financial market failures (including in some cases seasonal market failures) are examined in a literature that explores and demonstrates the existence of credit rationing and constraints and their impacts on farm productivity and household welfare (see for example ESWARAN and KOTWAL (1986), CARTER and WIEBE (1990), FEDER et al. (1990), CARTER and OLINTO (2003), CARTER and ZIMMERMANN (2000) and BOUCHER et al. (2008), with reviews in PETRICK (2005) and BOUCHER et al. (2009)). Important and valuable though these studies are in highlighting the extent of credit rationing and its impacts on productivity and welfare, there has been little follow up outside this literature in studies not specifically concerned with credit *per se.*, for example in

---

<sup>1</sup> There are of course other weaknesses with the farm household models, most importantly their failure to describe the nature and effects of intra-household relations and their limited ability to describe market linkage equilibrium effects. These issues are, however, widely recognised by analysts and in the text books discussed earlier, and a range of formal models have been developed to address these issues – see for example MCELROY and HORNEY (1981), SMITH (1998), QUINSUMBING (2003) and SEEBENS and SAUER (2007) on intra-household relations and TAYLOR and ADELMAN (2003) on market linkage effects.

studies of the effects of price changes or new technologies on farm household behaviour and welfare. Thus although SKOUFIAS (1993) and DE JANVRY et al. (1992) do describe models that allow for seasonal (intra-year) credit constraints affecting production and consumption decisions within and between seasons, this approach is rarely cited or followed in studies of the impacts of changes in other variables (for example input or output prices or technology): the wider impacts of seasonal finance constraints on farm household responses to such change are therefore often forgotten. Recommendations tend to be made about improving access to seasonal financial markets, not about taking the failures of these markets into account when developing other policies and analysing their effects on farm household behaviour and welfare.

### **3 Seasonal Credit Market Failures**

The particular seasonal nature of much agricultural production (particularly rainfed crop production) is one of the characteristics of agriculture that have traditionally set it apart from other industries or sectors, even in wealthier economies where agriculture is a relatively unimportant part of the economy<sup>2</sup>. The effects of this on farm household and sectoral behaviour and welfare are particularly severe among poorer farm households living in poorer rural areas. Such households face greater seasonal constraints from shortages in working capital, must use such working capital for both consumption and production, and face particular difficulties in accessing seasonal finance markets – but seasonality, poverty and reliance on low productivity agriculture are inherent and mutually reinforcing features of many poor rural economies (see for example NEWBERRY and STIGLITZ (1981), FEDER et al. (1985), BINSWANGER and ROSENZWEIG (1986), BINSWANGER and MCINTIRE (1987), DORWARD (1996), DORWARD (2006), and papers referenced above on credit rationing).

The difficulties facing poor rural households from interactions of consumption and production objectives and activities in the context of seasonality and financial market failures have been recognised in a long standing literature on seasonality and, for example, hungry gaps (periods of particular difficulty for poor rural households with low food stocks, high demands for labour and other crop production investment, high

---

<sup>2</sup> Other features of agriculture that set it apart from other sectors are the relatively inelastic demand for many agricultural (particularly food) products; the particular importance of food to human consumption; the dispersed nature of crop production; agriculture's dependence and effects on renewable natural resources; and, in poor agricultural economies, the large proportion of employment and GDP associated with agriculture (particularly in rural areas where poverty incidence and severity tend to be highest); the integration of consumption and production in subsistence and (more commonly) semi-subsistence farm households; and financial (savings, credit and insurance) market failures (particularly in poorer areas and among poorer households predominantly producing food crops).

risks of illness, and adverse wage rates and food and asset prices). Much of this literature has been descriptive, focussing on identification and description of seasonal constraints affecting different types of rural households and their responses to these constraints (CHAMBERS et al. (1981), LONGHURST (1986), CORBETT (1989), DAVIES (1989), GILL (1991), ELLIS (2000)). As noted earlier, a significant literature has explored non-separability in farm household models as a result of credit rationing and demonstrated that credit rationing is a significant issue affecting farm productivity and welfare for many poor smallholder farmers. A separate branch of modelling has involved the construction of linear and non-linear programming models for specific farm systems rather than the estimation of more generalisable econometric models (see for example HOLDEN (1993), DORWARD (1996), ALWANG and SIEGEL (1999), DORWARD (1999), DORWARD (2006)). These studies have not generally examined the impacts of seasonal finance constraints as their primary focus of interest, but have modelled their effects as one critical element in the wider set of constraints on poor rural people's welfare and behaviour<sup>3</sup>. A related literature has explored (with more qualitative approaches) the extent and effects of seasonal poverty traps (CHAMBERS (1983)) while quantitative and qualitative analysis of more general asset poverty traps has been associated with resurgent interest in risk, uncertainty, vulnerability and social protection (for example CARTER and BARRETT (2006), CARTER and BARRETT (2007), BARNETT et al. (2008)).

It appears then that the lack of explicit attention to problems arising from seasonal finance market failures represents a critical flaw in the general application of agricultural household models to analysis of poor rural people's livelihoods. First, models' focus on household achievement of consumption requirements from own production is generally concerned only with future consumption (in the harvest, post harvest and subsequent pre-harvest seasons), not with consumption for current survival (in the immediate pre-harvest season) - but current survival is a major pre-occupation of poor rural people that can compromise their ability to invest in future production. Second, common conflation of income from crop production at or after harvest with pre-harvest income and expenditure associated with buying and selling of labour fails to describe capital constraints on livelihood options. These failings are not merely academic and conceptual: seasonal finance constraints restrict poor people's options so that analytical mis-specifications ignoring these constraints can lead to serious errors (a) in diagnosis of the problems facing poor rural people and (b) in policy and other prescriptions to address these problems.

---

<sup>3</sup> DORWARD (2006), for example, shows widely differing responses to and welfare effects of maize price and wage rate changes for poor and less poor people, with backward sloping supply responses to maize prices and wages for the poorest households, as a result of seasonal credit constraints.

The remainder of this paper demonstrates that

- the standard farm household model as described by SADOULET and DE JANVRY is easily extended to take account of seasonal finance constraints;
- such extensions can provide valuable analytical and policy insights where significant numbers of farm households do face serious seasonal finance constraints; and
- consequently ‘seasonal farm household models’ should be considered the standard default for modelling poor farm household behaviour in the absence of effective credit markets and routinely implemented unless it is demonstrated that they are not relevant to the research question being addressed.

#### 4 A Formal Farm Household Model allowing for Seasonal Credit Market Failures

The introduction of seasonal finance market failures into algebraic models is conceptually simple, involving the separation of pre-harvest (growing season) from harvest and post-harvest variables for consumption, income and leisure/household reproduction time in the utility function, and a similar separation, with new seasonal capital and labour equations, for labour and capital allocations. A minimalist standard seasonal farm household model<sup>4</sup> can then be represented as

$$(1) \text{ utility function} \quad \text{Max } U = u(C_1, C_2, V_2, L_R, H_R)$$

where  $u$  is the household utility function with utility  $U$  determined by pre harvest and post harvest consumption ( $C_1$  and  $C_2$ ), by value of post harvest cash and stocks ( $V_2$ ), and by harvest and pre harvest ‘leisure’ and household reproduction time, or disutility of household labour, ( $L_R$  and  $H_R$ ) such that

$$(2) \text{ pre-harvest labour} \quad L_T = L_O + L_F + L_R - L_I$$

$$(3) \text{ harvest labour} \quad H_T = H_O + H_F + H_R - H_I$$

$$(4) \text{ pre-harvest capital} \quad V_1 = V_0 - p_1 C_1 - V_S + V_B - V_F - w_1 L_I + w_1 L_O$$

<sup>4</sup> The model follows de Janvry and Sadoulet (2006) in using a static annual model and considering production, consumption and income use in different periods as different commodities. It is similar in many ways to those presented by SKOUFIAS (1993), PETRICK (2004) and DORWARD (2006), but with two time periods (as in PETRICK (2004)), with the ‘pre-harvest’ period including planting and growing.

$$(5) \text{ harvest capital} \quad V_2 = V_1 + p_2(Y - C_2) + (1+i) V_S - (1+i)V_B - w_2 H_I + w_2 H_O$$

$$(6) \text{ production function} \quad Y = y(L_F, H_F, V_F, D)$$

where  $L_T$  = household pre-harvest labour supply;  $L_O$  = hiring out of pre-harvest labour;  $L_F$  = on farm pre-harvest labour use;  $L_I$  = hiring in of pre-harvest labour;  $H_T$ ,  $H_O$ ,  $H_F$ ,  $H_R$  and  $H_I$  defined as for  $L_T$ ,  $L_O$ ,  $L_F$ ,  $L_R$  and  $L_I$  but for harvest labour;  $V_0$  = value of pre-seasonal cash and stocks (working capital);  $V_1$  = carry forward of pre-harvest cash and stocks;  $w$  = wages for labour hire;  $V_F$  = pre-harvest on-farm investment of working capital;  $V_S$  = pre-harvest savings/ lending of working capital at interest rate  $i$ ;  $V_B$  = pre-harvest borrowing of working capital;  $p_1$  and  $p_2$  = respectively pre-harvest and harvest prices of farm produce and purchased commodities ; and  $Y$  is harvest time production expressed as a production function  $y$  of pre-harvest and harvest farm labour use, pre-harvest on-farm investment of working capital and land use ( $D$ ). Note that where there are credit market failures then the value of  $V_B$  may be constrained.

It should be noted that the model can be extended in a number of ways, for example to allow seasonal and/or differential buying and selling wage rates and/or prices, further differentiation into more periods within the pre-harvest period, land rental, separation of farm and purchased consumption, and different farm production and off-farm activities (see for example DORWARD (2006)). The standard farm household model presented by DE JANVRY and SADOULET is a special case of the general seasonal farm household model presented above, where  $V_0$  is large relative to  $p_1 C_1$  and/or  $V_B$  is unconstrained and  $i$  is low such that equation 4 does not constrain equations 5 and 6, and equations 2 and 3 can consequently be conflated, as can equations 4 and 5, with removal of  $C_1$  from equation 1 and the simple summation of  $L_R$  and  $H_R$  in equation 1.

The model in equations 1 to 6 should be amenable to econometric estimation from farm household data sets, subject to the normal difficulties of obtaining the necessary (reliable) data and of specifying and estimating tractable and appropriate functional forms. Examples of such models are, however, regrettably rare, SKOUFIAS (1993) being a significant exception. Incorporation of seasonal consumption objectives and constraints in programming models is much more common. Linear programming models generally represent pre-harvest consumption objectives and disutility of household labour use as constraints (to allow post harvest income maximisation in a linear objective function – see for example HOLDEN (1993), ALWANG and SIEGEL (1999), DORWARD (2006). However, pre-harvest consumption and leisure/household reproduction objectives can also be explicitly built into the objective function, as, for example, with the use of a Stone-Geary utility function (for example DORWARD (2006)).

## 5 A Conceptual Model of Seasonal Credit Market Failure Effects

Graphical representations of household models can make the insights from these models more accessible to those not familiar with algebraic models or lacking the necessary skills to work with them. They do, however, require some familiarity with micro-economic use of indifference curves and production function analysis, and also require some simplification of underlying algebraic models. We now develop a graphical representation of the model presented above and use it to investigate key relationships described by the model.

The separation of objectives, resources and constraints between two time periods in the seasonal farm household model presented above contains too many dimensions to be properly represented in simple graphical models. However, important and insightful elements of the model's application to situations can be presented graphically by (a) simplifying the objective function to conflate some of the variables that are treated separately in the algebraic analysis outlined above, and (b) identifying particular scenarios with different values for specific variables and presenting these in different graphs<sup>5</sup>.

We begin by assuming that decisions on labour and capital allocations in the harvest period are separable from those in the pre-harvest period, given pre-harvest decisions allocating labour and capital to farm production. We further postulate that for poor households with low levels of pre-harvest consumption  $C_1$  there is effectively a lexicographic ordering that prioritises  $C_1$  for immediate survival. We also ignore harvest labour and capital constraints, assuming that household labour is sufficient and/or easily replaced by hired labour without financing constraints.

The problem can then be represented as follows:

(7) utility function       $\text{Max } U = u(C_1, Y, L_R, Z)$

such that

(8) pre-harvest labour       $L_T = L_O + L_F + L_R - L_I$

(9) pre-harvest capital       $V_1 = V_0 - p_1 C_1 - V_S + V_B - V_F - w_1 L_I + w_1 L_O$

---

<sup>5</sup> It should be stressed that the approach taken in this section is intended to show how important it is that standard policy oriented analysis with household models should take account of seasonality. It does not address seasonal risk and uncertainty (which also need more attention in standard policy oriented analysis) nor methodological issues important for researchers trying to identify which households face credit rationing due to risk constraints and/or supply constraints (as discussed, for example, in PETRICK (2005) and BOUCHER et al. (2009)).

(10) production function  $Y = y(L_F, V_F, D)$

(11) pre harvest credit constraint  $V_B \leq V_{B\text{Max}}$

(12) harvest capital  $Z = V_1 + V_S(1+i) - V_B(1+i);$

where  $V_{B\text{Max}}$  is the maximum that credit rationed households can borrow, all variables are greater than or equal to zero and  $(H_R, V_2) = f(Y, Z, V_1)$  for households with given  $H_T$ .

We then re-arrange equation 9 to give

(13)  $(V_0 + V_B) - (p_1 C_1 + V_F) = (V_1 + V_S) - w_1 (L_O - L_I)$

This shows that if pre-seasonal capital and pre-harvest borrowings  $(V_0 + V_B)$  are less than minimum pre-harvest consumption and farm input use  $(p_1 C_1 + V_F)$  then these must be financed by hiring out household labour (with  $(L_O - L_I)$  greater than zero since pre-harvest lending and saving  $(V_1 + V_S)$  cannot be negative ).

We follow standard graphical analysis of household models, examining the interactions between (a) indifference curves for pre-harvest leisure/ household reproduction time  $L_R$  against Total Value Product (TVP) curves of farm production  $Y$  and (b) costs and returns from hiring pre-harvest labour in out. However, we add (c) the proviso that in the allocation of pre-harvest labour, priority is given, if necessary, to hiring out labour to ensure that pre-harvest consumption and farm input use  $(p_1 C_1 + V_F)$  can be provided for by pre-seasonal stocks, borrowing and pre-harvest labour earnings  $((V_0 + V_B) + w_1 (L_O - L_I))$ , from equation 13). This allows the graphical representation to ignore  $C_1$  in (a) focussing only on  $Y$  and  $L_R$  in equation 7 ( $Z$  can be ignored for poor households for whom it will normally be very small).

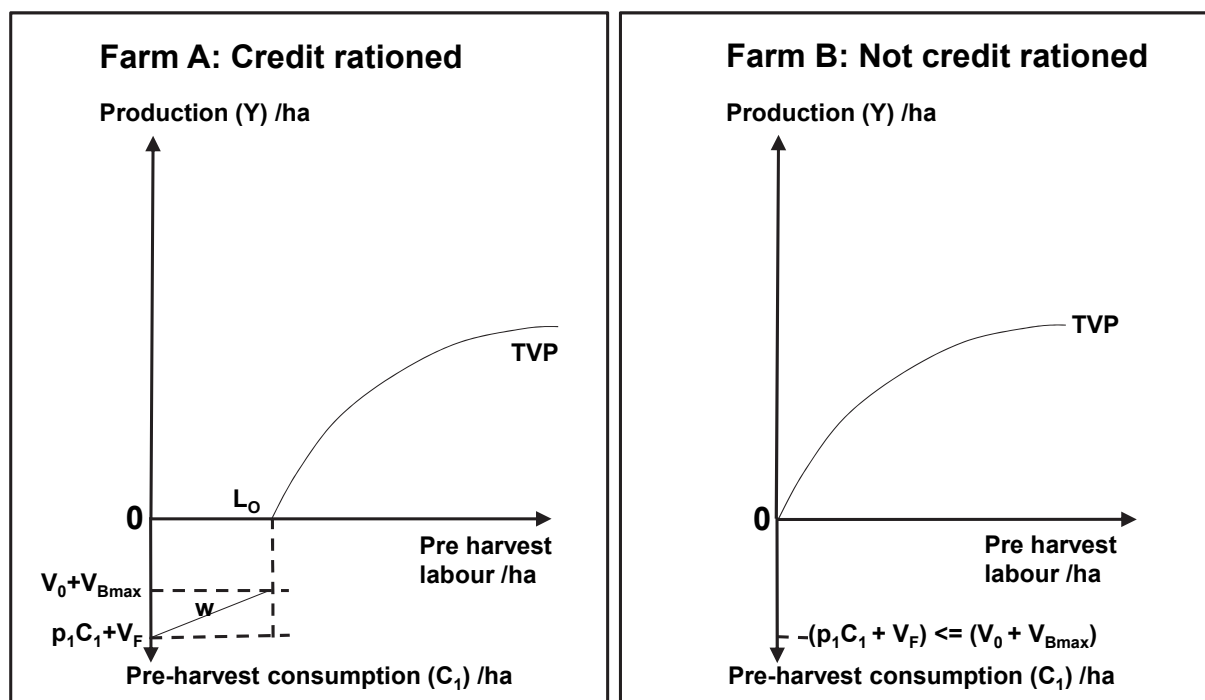
Figure 1 shows the Total Value Product (TVP) curve (per ha) obtained from the use of pre-harvest labour for two farm-households which have identical characteristics apart from credit rationing. Farm household A has insufficient pre-harvest capital resources  $(V_0 + V_{B\text{max}})^6$  to meet pre-harvest capital requirements for consumption and farm input use  $(p_1 C_1 + V_F)$ , and therefore as specified in equation 13, labour has to be hired out to meet the shortfall. The amount of labour needed depends upon the size of the shortfall and, as we shall see, upon the pre-harvest wage rate. Farm household B has sufficient pre-harvest capital resources  $(V_0 + V_{B\text{max}})^7$  to meet pre-harvest capital requirements for consumption and farm input use  $(p_1 C_1 + V_F)$ , and there is no need to hire labour out to

<sup>6</sup> We assume that under these circumstances the household borrows up to the maximum available,  $V_{B\text{max}}$ .

<sup>7</sup> The household may or may not need to borrow up to the maximum available,  $V_{B\text{max}}$ .

cover any deficit and so the household has more freedom to apply labour to the farm or other activities.

**Figure 1. Total value product of pre-harvest labour for credit rationed and non-rationed households**



Source: author

We now build on figure 1 to find utility maximising allocations of seasonal working capital to food consumption and production. Figure 2 therefore adds indifference curves describing the trade-offs between the dis-utility of allocating labour to working on and off farm, rather than leisure and household reproduction, (on the horizontal axis) against benefits from farm production (on the vertical axis)<sup>8</sup>. Figure 2 shows utility maximising allocations of seasonal working capital to food consumption and production for both household types<sup>9</sup>. Family labour allocations to different activities

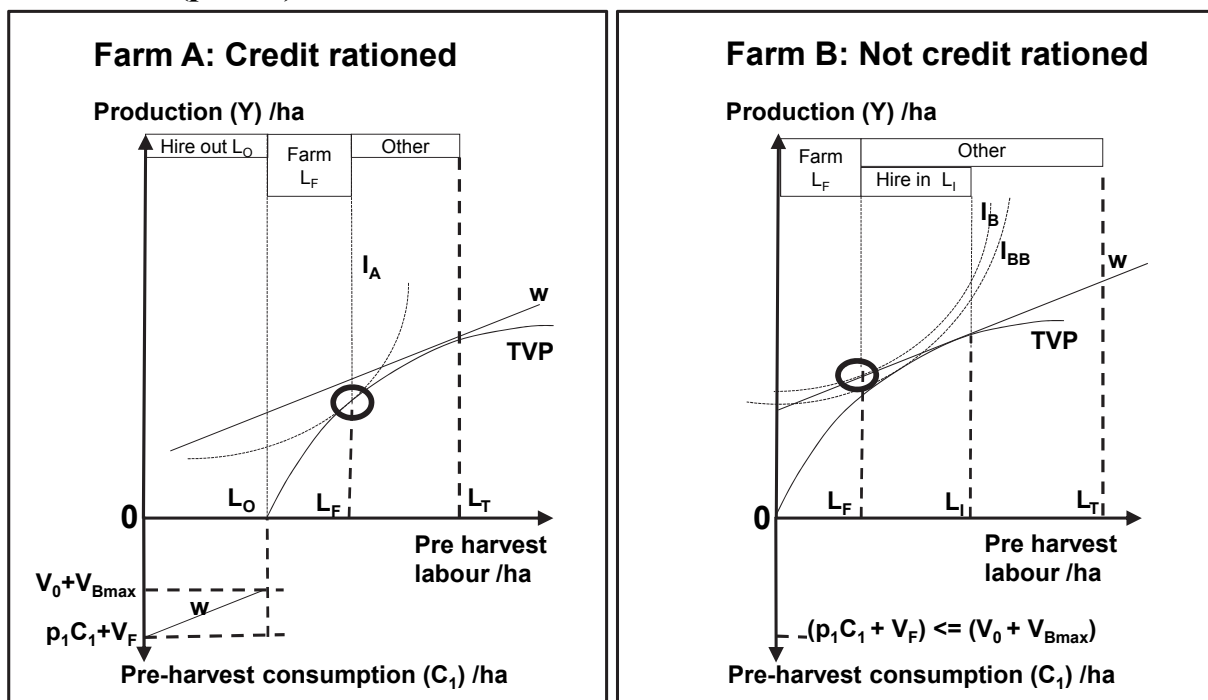
<sup>8</sup> As in standard graphical analysis of farm household models, conventional indifference curves are rotated 90° anticlockwise.

<sup>9</sup> It is assumed for simple exposition that farm technology and input use are identical across the two farm households, and that purchasing and sales prices are the same, as are net wages for hiring in and out. Variation in input use and transaction costs leading to buying and selling price differences can easily be introduced. Variations in household member wage potentials could also be introduced (as with LOW (1986)) with lowest earners working on farm tasks where farm MVP is higher than wages, and high wage earners applying labour first to  $C_1$  earnings (this would provide an additional explanation to LOW's analysis of off farm employment) and then to further earnings.

and (for farm household B) on-farm hired labour use are summarised in a panel at the top of each graph.

Since farm-household type A has to hire out labour ( $L_O$ ) to cover its pre-harvest capital deficit, there is less household labour available for on farm production (as shown in figure 1). This means that despite high marginal returns to labour, only a low level of welfare is achieved (as shown by the TVP/indifference curve tangency at an indifference curve  $I_A$  which is relatively close to the  $L_T$  and zero production lines. Farm household B has no need to hire labour out to cover any deficit and so can apply more labour to the farm – and indeed with sufficient capital can apply some of this to hiring labour in, as shown in figure 2. If this is the case it reduces the amount of family labour applied to the farm ( $L_F$ ) and achieves the indifference curve  $I_B$  which is much further from the  $L_T$  and zero production lines than is the case for indifference curve  $I_A$  for farm household A<sup>10</sup>.

**Figure 2. Utility maximising labour allocations & production by household type (per ha)**



Source: author

<sup>10</sup> The diagram for Farm B in figure 2 also shows the indifference curve  $I_{BB}$  which could be achieved if there was not enough capital to hire in labour. This gives lower welfare than indifference curve  $I_B$  but welfare that is still considerably higher than from indifference curve  $I_A$  on farm A.

This analysis is clearly different from standard farm household analysis as it shows that allowance for credit rationing can lead to substantial differences in farm household welfare, farm production, and labour market engagement from that predicted by the standard farm household model, implicitly without credit rationing, in otherwise identical farm households. A specific prediction is that relaxation of working capital constraints can lead to reduced hiring out of labour, a specific impact of cash transfers reported in Malawi by COVARRUBIAS et al. (2012)<sup>11</sup>.

Welfare and behavioural difference between this analysis and standard farm household analysis become more pronounced when we examine farm household responses to and welfare effects of exogenous changes. It is these differences, we suggest, that mean that standard farm household analysis that ignores seasonal credit rationing constraints can be highly misleading when examining the effects of change on poor farm households.

## 6 Analysing Wage Changes, Output Price Changes and Investments in New Technology

We now examine four types of change and their impacts on the two different household types: in wages, in farm output prices, and in unsubsidised and subsidised investments in new technology.

### 6.1 Analysing Wage and Output Price Changes

Changes in wages are represented graphically with a wage fall (represented by a shallower slope for the wage line,  $w'_1$  replacing  $w_1$ ). Figure 3 shows the impacts of falling wages on the two households' labour allocations, production, and welfare. These are summarised in table 1.

**Table 1. Impacts of fall in wages on households with and without credit rationing**

Farm/hh type	Wage fall effects			
	Labour Hire		Production	Welfare
	In	Out		
A: credit rationed	N/A	+	-	-
B: not credit rationed	+	N/A	+	+

Source: author

<sup>11</sup> COVARRUBIAS et al. (2012) report a drop of 61% in low skilled agricultural wage activities for poor farm households receiving unconditional cash transfers.

**Farm A: Credit rationed**  
Production (Y) /ha

**Farm B: Not credit rationed**  
Production (Y) /ha

Figure 1 consists of two graphs illustrating the impact of credit rationing on farm production and labor hiring. Both graphs plot Production (Y) /ha on the vertical axis against Pre-harvest labor (L) /ha and Pre-harvest consumption ( $C_1$ ) /ha on the horizontal axis.

**Left Graph (Farm A: Credit rationed):** The vertical axis is labeled 'Production (Y) /ha'. The horizontal axis is labeled 'Pre-harvest labour /ha' and 'Pre-harvest consumption ( $C_1$ ) /ha'. The origin is marked '0'. The graph shows two production functions:  $TVP$  (solid line) and  $TVP'$  (dashed line). The credit-constrained production function  $TVP'$  is lower than  $TVP$  for labor levels between  $L'_O$  and  $L'_F$ . The labor hiring level is marked as  $L'_F$ . The consumption level is marked as  $L'_O$ . The graph is divided into three regions: 'Hire out  $L'_O$ ', 'Farm  $L'_F$ ', and 'Other'. The labor hiring level  $L'_F$  is marked on the horizontal axis. The consumption level  $L'_O$  is marked on the horizontal axis. The graph is divided into three regions: 'Hire out  $L'_O$ ', 'Farm  $L'_F$ ', and 'Other'.

**Right Graph (Farm B: Not credit rationed):** The vertical axis is labeled 'Production (Y) /ha'. The horizontal axis is labeled 'Pre-harvest labour /ha' and 'Pre-harvest consumption ( $C_1$ ) /ha'. The origin is marked '0'. The graph shows two production functions:  $TVP$  (solid line) and  $TVP'$  (dashed line). The credit-constrained production function  $TVP'$  is lower than  $TVP$  for labor levels between  $L'_F$  and  $L'_I$ . The labor hiring level is marked as  $L'_I$ . The consumption level is marked as  $L'_F$ . The graph is divided into three regions: 'Hire in  $L'_I$ ', 'Farm  $L'_F$ ', and 'Other'.

For farm household B (not constrained by seasonal capital constraints) the analysis is again identical to that of a standard farm household model, as higher production and welfare are achieved with increased hiring in of labour and leisure/household reproduction time but reduced on farm family labour use (as shown by the panels at the top of the graph). However for farm household A, with serious credit rationing constraints, the analysis and impacts are quite different. The fall in returns to hiring out labour means that more labour has to be used to earn enough to make up the pre-harvest working capital deficit between available pre-harvest working capital and that required for consumption and farm input purchases ( $(p_1 C_1 + V_F) - (V_0 + V_B)$ ). As a result less labour is available for farm production, shifting the TVP curve to the right. The result is that a fall in wages for these households leads not only to reductions in welfare (with TVP/indifference curve tangency at an indifference curve below the previous indifference curve) but a rise in hiring out of labour and a fall in production, with a backward sloping supply curve for labour.

The effects of a rise in food staple output price can be examined using a similar analysis if the vertical axis in figure 3 is measured using real prices expressed in equivalent physical units of staple food output. A rise in the price of staples leads to a fall in the value of wages relative to (a) the pre-harvest ability of hired out labour to buy staples and (b) the value of harvest and post-harvest staple production. The former will differ between households according to the proportion of the pre-harvest working

capital deficit  $((p_1C_1 + V_F) - (V_0 + V_B))$  required for staple food purchases. This proportion will tend to be higher for poorer households as (a) poorer people spend a greater proportion of their income on food, and (b) the analysis above suggests that more credit rationed farm households (who are likely to be poorer) are likely to produce and hence store less staple food. Thus, for example, for a household for whom 50% of their working capital deficit was accounted for by staple food purchases prior to any price change, a 100% staple food price rise will lead, *ceteris paribus*, to a 50% increase in the amount of hired out labour needed to finance their pre-harvest working capital deficit<sup>12</sup>. For such households, therefore, a rise in the price of staple foods leads to a reduction in the labour available for their production and again a backward sloping supply curve or forward sloping demand curve<sup>13</sup>. This analysis is consistent with results from non-linear programming models reported in DORWARD (2006) for different types of household in Malawi.

## 6.2 Analysing Unsubsidised and Subsidised Investments in New Technology

A change in technology is most simply represented graphically by an upward, anti-clockwise swivelling of the TVP curve in the analysis for each household. If this requires no extra labour or other capital investments prior to harvest then there are limited differences in outcomes from analysis with the standard farm household model: production and welfare achievements increase across all households and hired labour demand increases for household B. This applies only if direct and immediate household impacts are considered, with no consideration of consequent wider market impacts beyond the household. If these market effects are considered then the increased production and demand for labour should exert pressures that depress produce prices and/or increase wages (if these markets are to some extent separated from wider markets), and as shown above the impacts of these will be different where seasonal finance constraints are considered – with particular benefits for poorer households.

This analysis is however changed if the new technology requires some initial investment in, for example, extra or more costly labour, seed or fertiliser. This can be represented in the diagrams used here by an increase in input purchases and hence in

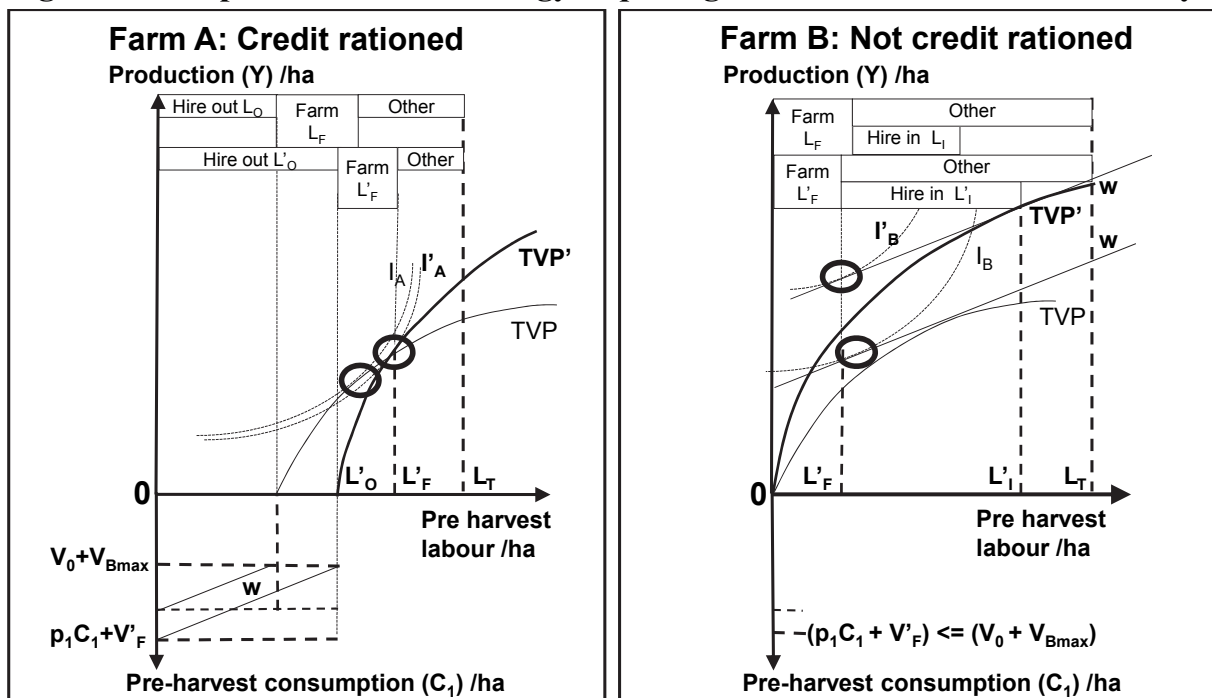
<sup>12</sup> More generally,  $(L'_0 - L_0)/L_0 = bd$  where  $(L'_0 - L_0)/L_0$  is percentage increase in hired out labour needed to finance the working capital deficit,  $b$  is the proportion of working capital deficit accounted for by staple food purchases before the price change, and  $d$  is the percentage increase in the price of the staple food.

<sup>13</sup> Strictly speaking such households are food deficit producers so that the staple food price rise leads to a reduction in production and an increase in purchases of food staples in the subsequent year, and hence a backward sloping production response and, in terms of market interactions, an equally anomalous forward sloping demand curve.

pre-harvest capital requirements if the technology is adopted ( $p_1C_1 + V'_F$ ). For household A this would require more hiring out of labour to provide this pre-harvest capital. The steeper TVP curve (TVP') therefore starts from a position to the right of the original TVP curve. The welfare effects of adoption are then determined by the relative positions of the new TVP curve (dependent upon the increase in hired out labour required to finance increased pre-harvest investment and the increase in labour productivity) and the indifference curves.

As drawn for household A in figure 4, investment in new technology leads to a lower welfare (tangency with a lower indifference curve  $I'_A$ ), and the new technology will therefore not be adopted. For household B, however, the new technology allows achievement of a higher indifference curve  $I'_B$  and should, therefore, be adopted. Increased hired labour demand and higher production should lead to lower output prices and higher local wages (if these markets are to some extent separated from wider markets and if there are sufficient numbers of producers able to adopt the new technology) with subsequent benefits to poorer households unable to adopt the new technology. An important point to note in this is the way that credit rationing can explain variation between otherwise similar households as regards their technology choices and productivity.

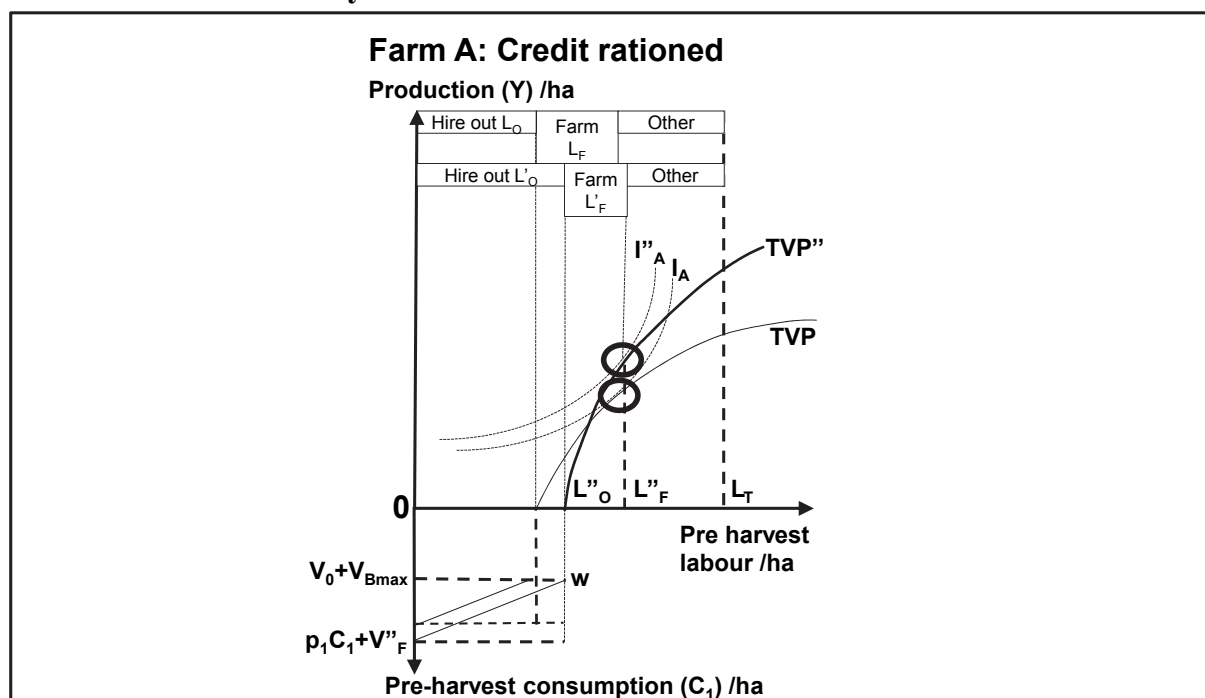
**Figure 4. Impacts of new technology requiring seasonal investment, no subsidy**



Source: author

We now investigate the impacts of a subsidy that reduces the seasonal working capital requirements for the new technology. A partial subsidy is assumed that substantially reduces, but does not eliminate, the cost of inputs such as seed or fertiliser. The analysis is shown in figure 5 for farm household A only, since farm household B would invest in the new technology anyway, without a subsidy.

**Figure 5. Impacts of new technology requiring seasonal investment, with subsidy**



Source: author

The subsidy leads to a reduction in seasonal working capital needed for farm input purchase with the new technology and hence less hiring out of labour with a smaller rightward movement of the TVP curve (compare  $L'_O$  and TVP' in figure 4 with  $L''_O$  and TVP'' in figure 5). The result is that with the subsidy the new technology allows farm household A to achieve higher production and a higher indifference curve ( $I''^A$ ) and hence welfare than they would without adopting the new technology. This result depends upon the size and nature of the subsidy and the characteristics of the new technology and its impact on land and labour productivity. If the subsidy is rationed and targeted, then subsidy recipients may also be able to sell some of their subsidised inputs, increasing their seasonal working capital and allowing them to invest their retained inputs without the need for any increased hiring out of labour. The likelihood of changes in labour and produce demand and supply should again lead to lower output prices and higher local wages benefiting poorer households, if these markets are to some extent separated from wider markets. However as compared with the

unsubsidised situation, price and wage changes could be more marked if there are large numbers of subsidy beneficiaries, as output and labour market effects should be greater<sup>14</sup>.

The analysis presented here is consistent with results from modelling and from preliminary analysis of field surveys investigating the impacts on different household types in different areas of the 2005/6 to 2008/9 large scale agricultural input subsidy programme in Malawi (SCHOOL OF ORIENTAL AND AFRICAN STUDIES et al. (2008), DORWARD and CHIRWA (2009)). It also supports emerging arguments regarding the importance of the role of subsidies in promoting the affordability of inputs rather than just their profitability, which has in the past been the dominant focus of most discussions on the role of agricultural input subsidies (DORWARD (2009)).

## 7 Conclusions

The stylised findings presented in this paper show that representing the credit rationing effects of seasonal finance market failures in theoretical and empirical farm household models can lead to important differences in our understanding of the impacts of different changes on poor rural people and of the markets in which they participate (or fail to participate). The extent and importance of these difficulties will depend upon the extent and nature of seasonal finance constraints affecting rural people in different areas, the numbers of people affected, and the particular interactions of labour and produce markets with utility and production functions. There are a number of further issues not addressed in the simple graphical analysis presented here, but amenable to quantitative analysis, such as the impacts of inter and intra-seasonal wage and price variation, and of different crop and crop technology options.

The approach developed in this paper for representing seasonal finance market failures in farm household models suggests that there are no pressing methodological reasons for the widespread failure to examine seasonal finance constraints on poor farm households' behaviour and welfare in standard farm household analysis. We then must ask why seasonal finance market failures are so often overlooked in empirical models.

Two basic reasons may be postulated, first that many (most) analysts have not considered them sufficiently important, and second that data sets have not contained

---

<sup>14</sup> Output price effects may also be dampened somewhat if the profit effect increases staple food consumption (as in equation 1) but wage effects may also be heightened if increased real incomes increase demand for non-tradable goods and services. Falling output prices and rising wages should themselves also lead to positive impacts on poorer households' welfare in subsequent seasons (as discussed earlier) and thus raise the possibility of a virtuous circle of growth.

the variables needed for estimation of such models. Since analysts have an important role in specifying the variables included in data sets, analysts' lack of interest in seasonal finance constraints would appear to be the major reason for the absence of models allowing for these constraints. If this is a self-perpetuating blind spot then analysts must first recognise it and then adjust their data collection, modelling and analysis activities to allow for these constraints as a standard part of farm household analysis, not only in models specifically investigating seasonal credit.

Inclusions of seasonal finance constraints in more accessible graphical representations of farm household models may be one approach to addressing analysts' lack of attention to these constraints in standard empirical models, if analysis of such representations can demonstrate the importance of these constraints as critical for understanding poor rural people's behaviour and welfare. The examples presented do indeed demonstrate this importance. Analysts, teachers and students in rural development economics should, therefore, recognise that simpler models without explicit representation of seasonal finance constraints should not be adopted as the norm. They should only be adopted as a special case of the general model in those situations where households' initial working capital (for finance and production) and/or their access to financial markets do not significantly or unduly distort farm household behaviour and outcomes from what would prevail with improved access to functional financial markets. This cannot be taken as the norm, particularly where analysis is concerned with the welfare and behaviour of poorer households.

## References

- ALWANG, J. and P.B. SIEGEL (1999): Labor shortages on small landholdings in Malawi: Implications for policy reforms. In: *World Development* 27 (8): 1461-1475.
- BARDHAN, P. and C. UDRY (1999): *Development Microeconomics*. Oxford University Press, Oxford.
- BARNETT, B.J., C.B. BARRET and J.R. SKEES (2008): Poverty Traps and Index-Based Risk Transfer Products. In: *World Development* 36 (10): 1766-1785.
- BARNUM, H. and L. SQUIRE (1979): A model of an agricultural household: theory and evidence. Occasional paper no.27. World Bank, Washington, D.C.
- BINSWANGER, H.P. and J. MCINTIRE (1987): Behavioral and Material Determinants of Production Relations in Land-abundant Tropical Agriculture. In: *Economic Development and Cultural Change* 36 (1): 73-99.
- BINSWANGER, H.P. and M. ROSENZWEIG (1986): Behavioural and material determinants of production relations in agriculture. In: *Journal of Development Studies* 22 (3): 503-539.
- BOUCHER, S.R., M.R. CARTER and C. GUIRKINGER (2008): Risk Rationing and Wealth Effects in Credit Markets: Theory and Implications for Agricultural Development. In: *American Journal of Agricultural Economics* 90 (2): 409-423.

- BOUCHER, S.R., C. GUIRKINGER and C. TRIVELLI (2009): Direct Elicitation of Credit Constraints: Conceptual and Practical Issues with an Application to Peruvian Agriculture. In: *Economic Development and Cultural Change* 57 (4): 609-640.
- CARTER, M.R. and F.J. ZIMMERMAN (2000): The dynamic cost and persistence of asset inequality in an agrarian economy. In: *Journal of Development Economics* 63 (2): 265-302.
- CARTER, M.R. and P. OLINTO (2003): Getting Institutions "Right" for Whom? Credit Constraints and the Impact of Property Rights on the Quantity and Composition of Investment. In: *American Journal of Agricultural Economics* 85 (1): 173-186.
- CARTER, M.R. and K.D. WIEBE (1990): Access to Capital and Its Impact on Agrarian Structure and Productivity in Kenya. In: *American Journal of Agricultural Economics* 72 (5): 1146-1150.
- CARTER, M.R. and C.B. BARRETT (2006): The economics of poverty traps and persistent poverty: an asset-based approach. In: *Journal of Development Studies* 42 (2): 178-199.
- (2007): Asset Thresholds and Social Protection: A 'think piece' prepared for the IDS bulletin special issue on social protection. IDS Bulletin 38 (3). Institute of Development Studies, Brighton.
- CHAMBERS, R. (1983): *Rural Development: Putting the Last First*. Longmans, London.
- CHAMBERS, R., R. LONGHURST and A. PACEY (eds.) (1981): *Seasonal dimensions to rural poverty*. Frances Pinter Ltd., London.
- CORBETT, J. (1989): Poverty and sickness: the high cost of ill health. IDS Bulletin 20 (2): 58-62. Institute of Development Studies, Brighton.
- COVARRUBIAS, K., B. DAVIS and P. WINTERS (2012): From Protection to Production: Productive Impacts of the Malawi Social Cash Transfer Scheme. In: *Journal of Development Effectiveness*: 1-28. Published online: DOI: 10.1080/19439342.2011.641995, No volume/issue provided see <http://dx.doi.org/10.1080/19439342.2011.641995>.
- DAVIES, S. (1989): Are coping strategies a cop out? IDS Bulletin 28 (4): 60-72. Institute of Development Studies, Brighton.
- DE JANVRY, A., M. FAFCHAMPS, M. RAKI and E. SADOULET (1992): Structural adjustment and the peasantry in Morocco: a computable household model. In: *European Review of Agricultural Economics* 19 (4): 427-453.
- DE JANVRY, A. and E. SADOULET (2006): Progress in the Modeling of Rural Households' Behavior under Market Failures. In: de Janvry, A. and R. Kanbur: *Poverty, Inequality and Development: Essays in honor of Erik Thorbecke*. Springer US, New York: 155-181.
- DORWARD, A.R. (1996): Modelling diversity, change and uncertainty in peasant agriculture in northern Malawi. In: *Agricultural Systems* 51 (4): 469-486.
- (2009): Rethinking agricultural input subsidy programmes in a changing world. Paper prepared for FAO. School of Oriental and African Studies (SOAS), London.
- (1999): Modelling embedded risk in peasant agriculture: methodological insights from northern Malawi. In: *Agricultural Economics* 21 (2): 189-201.
- (2006): Markets and pro-poor agricultural growth: insights from livelihood and informal rural economy models in Malawi. In: *Agricultural Economics* 35 (2): 157-169.

- DORWARD, A. and E. CHIRWA (2009): The Malawi Agricultural Input Subsidy Programme: 2009 Fieldwork Preliminary Report. Working paper. School of Oriental and African Studies, London.
- ELLIS, F. (1993): *Peasant Economics*. Cambridge University Press, Cambridge.
- (2000): The determinants of rural livelihood diversification in developing countries. In: *Journal of Agricultural Economics* 51 (2): 289-302.
- ESWARAN, M. and A. KOTWAL (1986): Access to Capital and Agrarian Production Organisation. In: *Economic Journal* 96 (382): 482-498.
- FEDER, G., R. JUST and D. ZILBERMAN (1985): Adoption of Agricultural Innovations in Developing Countries: A Survey. In: *Economic Development and Cultural Change* 33 (2): 255-298.
- FEDER, G., L. LAU, J. LIN and X. LUO (1990): The relation between credit and productivity in Chinese agriculture: A model of disequilibrium. In: *American Journal of Agricultural Economics* 72 (5): 1151-1157.
- GILL, G.J. (1991): *Seasonality and Agriculture in the Developing World*. Cambridge University Press, Cambridge.
- HOLDEN, S.T. (1993): Peasant household modelling: farming systems evolution and sustainability in Northern Zambia. In: *Agricultural Economics* 9 (3): 241-267.
- IQBAL, F. (1986): The demand and supply of funds among agricultural households in India. In: Singh, I., L. Squire and J. Strauss: *Agricultural household models: extensions, applications and policy*. John Hopkins University Press, Washington, D.C.: 183-205.
- LONGHURST, R. (ed.) (1986): Special issue on Seasonality. *IDS Bulletin*, Special issue on Seasonality 17 (3). Institute of Development Studies, Brighton.
- LOW, A. (1986): *Agricultural Development in Southern Africa: Farm Household Economics and the Food Crisis*. James Curry, London.
- MCELROY, M.B. and M.J. HORNEY (1981): Nash Bargained Household Decisions. In: *International Economic Review* 22 (2): 333-350.
- NAKAJIMA, C. (1986): *Subjective Equilibrium Theory of the Farm Household*. Elsevier, Amsterdam.
- NEWBERRY, D. and J.E. STIGLITZ (1981): *The Theory of Commodity Price Stabilization: A Study in the Economics of Risk*. Clarendon Press, Oxford.
- PETRICK, M. (2004): Credit rationing of Polish farm households – a theoretical and empirical analysis. IAMO, Halle (Saale).
- (2005): Empirical measurement of credit rationing in agriculture: a methodological survey. In: *Agricultural Economics* 33 (2): 191-203.
- QUINSUMBING, A.R. (ed.) (2003): *Household decisions, gender and development*. International Food Policy Research Institute, Washington, D.C.
- SADOULET, E. and A. DE JANVRY (1995): *Quantitative Development Policy Analysis*. John Hopkins University Press, Baltimore.
- SCHOOL OF ORIENTAL AND AFRICAN STUDIES, WADONDA CONSULT, OVERSEAS DEVELOPMENT INSTITUTE and MICHIGAN STATE UNIVERSITY (2008): *Evaluation of the 2006/7 Agricultural Input Supply Programme, Malawi: Final Report*. March 2008. School of Oriental and African Studies, London.

- SEEBENS, H. and J. SAUER (2007): Bargaining power and efficiency – rural households in Ethiopia. In: *Journal of International Development* 19 (7): 895-918.
- SINGH, I.J., L. SQUIRE and J. STRAUSS (eds.) (1986): *Agricultural household models: extensions, applications and policy*. John Hopkins University Press, Washington, D.C.
- SKOUFIAS, E. (1993): Seasonal labor utilization in agriculture: Theory and evidence from agrarian households in India. In: *American Journal of Agricultural Economics* 75 (1): 20-33.
- SMITH, L.C. (1998): Macroeconomic adjustment and the balance of bargaining power in rural West African households. *American Agricultural Economics Association Annual Meeting*, Salt Lake City, Utah.
- TAYLOR, J.E. and I. ADELMAN (2003): *Agricultural Household Models: Genesis, Evolution, and Extensions*. In: *Review of Economics of the Household* 1 (1): 33-58.

## Acknowledgements

An earlier version of this paper was presented at the Future Agricultures Conference ‘Seasonality Revisited’, Brighton, July 2009. I am grateful to participants at that conference, particularly to Rachel Sabates-Wheeler and Stephen Devereux, and subsequently to anonymous reviewers for helpful comments on this paper. Any errors that remain are of course my responsibility.

---

### Andrew Dorward

School of Oriental and African Studies, University of London, Thornhaugh Street, Russell Square, London WC1H 0XG, Great Britain  
e-mail: Andrew.Dorward@soas.ac.uk