



AgEcon SEARCH
RESEARCH IN AGRICULTURAL & APPLIED ECONOMICS

The World's Largest Open Access Agricultural & Applied Economics Digital Library

This document is discoverable and free to researchers across the globe due to the work of AgEcon Search.

Help ensure our sustainability.

Give to AgEcon Search

AgEcon Search

<http://ageconsearch.umn.edu>

aesearch@umn.edu

*Papers downloaded from **AgEcon Search** may be used for non-commercial purposes and personal study only. No other use, including posting to another Internet site, is permitted without permission from the copyright owner (not AgEcon Search), or as allowed under the provisions of Fair Use, U.S. Copyright Act, Title 17 U.S.C.*

PB97-198881

USDA/SB-935 U.S. PROCESSED FOOD IMPORTS AND EXPORTS,
1990-94. (STATISTICAL BULLETIN.) / J. M. HARRIS ECONOMIC
RESEARCH SERVICE, WASHINGTON, DC. FOOD AND CONSUMER
ECONOMICS DIV. 1997 23P

01 of 01






PB97-198881

NTIS
Information is our business.

U.S. PROCESSED FOOD IMPORTS AND EXPORTS 1990-94

(U.S.) ECONOMIC RESEARCH SERVICE, WASHINGTON, DC

1997



U.S. DEPARTMENT OF COMMERCE
National Technical Information Service

United States
Department of
Agriculture



Statistical
Bulletin
Number 935


An Economic Research Service Report

U.S. Processed Food Imports and Exports, 1990-94



PB97-198881

J. Michael Harris



REPORT DOCUMENTATION PAGE

Form Approved
OMB No. 0704-0188

Public reporting burden for this collection of information is estimated to average 1 hour per response, including the time for reviewing instructions, searching existing data sources, gathering and maintaining the data needed, and completing and reviewing the collection of information. Send comments regarding this burden estimate or any other aspect of this collection of information, including suggestions for reducing this burden, to Washington Headquarters Services, Directorate for Information Operations and Reports, 1215 Jefferson Davis Highway, Suite 1204, Arlington, VA 22202-4302, and to the Office of Management and Budget, Paperwork Reduction Project (0704-0188), Washington, DC 20503.



PB97-198881

2. REPORT DATE

10-1-96

3. REPORT TYPE AND DATES COVERED

SB-935

5. FUNDING NUMBERS

U.S. Processed Food Imports and Exports, 1990-94

6. AUTHOR(S)

J. Michael Harris

7. PERFORMING ORGANIZATION NAME(S) AND ADDRESS(ES)

Economic Research Service
U.S. Department of Agriculture
Washington, DC 20005-4788

8. PERFORMING ORGANIZATION REPORT NUMBER

SB-935

9. SPONSORING/MONITORING AGENCY NAME(S) AND ADDRESS(ES)

10. SPONSORING / MONITORING AGENCY REPORT NUMBER

11. SUPPLEMENTARY NOTES

12a. DISTRIBUTION / AVAILABILITY STATEMENT

12b. DISTRIBUTION CODE

13. ABSTRACT (Maximum 200 words)

This bulletin complements the Processed Food Trade Concordance (1995), Agricultural Handbook no. 707, which summarizes the procedures used to convert Bureau of the Census trade data to U.S. processed food industry data. Together, both bulletins provide the procedure used to compile processed food and beverage trade data for the period covering 1990 through 1994. Processed food trade trends are also discussed for the period covering 1990-94. The database was produced from Bureau of the Census CD-ROM data.

14. SUBJECT TERMS

imports, exports, processed food, standard industrial classification code, harmonized system

15. NUMBER OF PAGES

24

16. PRICE CODE

17. SECURITY CLASSIFICATION OF REPORT

unclassified

18. SECURITY CLASSIFICATION OF THIS PAGE

unclassified

18. SECURITY CLASSIFICATION OF ABSTRACT

unclassified

20. LIMITATION OF ABSTRACT

unclassified

U.S. Processed Food Imports and Exports, 1990-94. By J. Michael Harris, Food and Consumer Economics Division, Economic Research Service, U.S. Department of Agriculture. Statistical Bulletin No. 935.

Abstract

This bulletin complements the *Processed Food Trade Concordance* (1995), Agricultural Handbook No. 707, which summarizes the procedures used to convert Bureau of the Census trade data to U.S. processed food industry data. Together, both bulletins provide the procedure used to compile processed food and beverage trade data for the period covering 1990 through 1994. Processed food trade trends are also discussed for the period covering 1990-94. The database was produced from Bureau of the Census CD-ROM data.

Keywords: Imports, exports, processed food, standard industrial classification code, harmonized system.

Acknowledgments

The author gratefully acknowledges comments and suggestions from Charles Handy, Steve Neff, Margaret Malanoski, Fred Ruppel, Mark Denbaly, and Dennis Henderson. Charles Handy, Steve Neff, and Thomas Capehart reviewed the manuscript. Appreciation is also expressed to Marilyn L. Graham-Curtis and Wanda Reed-Rose for preparing the final draft of the manuscript.

Contents

Summary	iii
Introduction	1
Processed Food Trade Trends	1
Industry and Product Classification Systems	2
Data Translation Procedure	2
References	3

Summary

This bulletin complements the *Processed Food Trade Concordance* (1995), Agricultural Handbook No. 707, which summarizes the procedures used to convert appropriate Bureau of the Census trade data to U.S. processed food industry data. Together, both bulletins provide the procedure used to compile processed food and beverage trade data for the period covering 1990 through 1994. Information is also presented for processed food imports and exports by Standard Industrial Classification Industries for the period covering 1990 through 1994.

Processed food trade trends are also presented in the last portion of this bulletin. In brief, processed food exports increased over \$7 billion from 1990 through 1994--reaching slightly less than \$26 billion in 1994. Imports increased slightly over \$3 billion during the same period, rising from \$20.1 billion in 1990 to \$23.3 billion in 1994. Processed food trade reached a surplus in 1991 of \$156 million and rose to a 1994 high of \$2.6 billion. The data are derived from CD-ROM data produced by the Bureau of the Census.

Processed Food Imports and Exports, 1990-94

J. Michael Harris

Introduction

This bulletin complements the *Processed Food Trade Concordance* (1995), Agricultural Handbook Number 707, which summarizes the procedures used to convert appropriate Bureau of the Census trade data to U.S. processed food industry data. Together, both bulletins provide the procedure used to compile processed food and beverage trade data for the period covering 1990 through 1994. Jointly, both products comprise a self-contained reference for use in statistical and analytical work where imports and exports of individual products and industry must be jointly evaluated.

Prior to publication of these two bulletins, researchers in the Economic Research Service were applying a processed food trade concordance procedure to earlier Bureau of the Census data. However, the results of the translations were fragmented and not summarized in a consistent series. Moreover, the Harmonized Coding System (see later sections for a description of this system) was formally adopted by the United States in 1989. Calendar year 1990 was the first full year of comparable data. CD-ROM data from the Bureau of the Census have been used to construct the industry level information discussed in this bulletin. To the author's knowledge, no product is available that specifically summarizes processed food trade, especially as a consistent series as presented in this bulletin.

This bulletin and the information contained within should prove valuable to policymakers, researchers, and trade interests who follow trade policy and issues. The data mentioned in this publication are available on the Internet at [HTTP://WWW.ECON.AG.GOV](http://WWW.ECON.AG.GOV) or in electronic form as ERS data product, stock no. 95011. The data provide industry- and country-level detail for 1990-94.

The data discussed in this document were compiled from *U.S. Exports History: Historical Summary 1990-1994* and *U.S. Imports History: Historical Summary 1990-1994*, U.S. Department of Commerce, Bureau of the Census, in a CD-ROM format. The CD-ROMs do not contain revisions or adjustments made to the data after the CD-ROM release. Future publications of the Economic Research Service will use updated data that reflect revisions and adjustments.

Processed Food Trade Trends

The United States is among the world leaders in both exports and imports of processed foods and beverages. These products account for over 50 percent of U.S. agricultural and food exports, surpassing bulk commodity exports in the early 1990's. Changes in income levels, changes in demographics, and westernization of diets in importing countries are largely responsible for this growth.

U.S. processed food firms buy and sell in a multi-billion-dollar world market. In 1994, U.S. processed food industries exported \$25.8 billion worth of processed foods coupled with \$23.3 billion of imported processed foods (fig. 1). Processed food exports increased over \$7 billion during the period covering 1990 through 1994. Imports increased slightly more than \$3 billion over the same period. These trade movements led to a continuing trade surplus of \$156 million in 1991, rising to \$2.6 billion in 1994.

The United States exported \$111 billion of processed food during 1990-94 to 227 countries including 15 nations of the former Soviet Union. Five countries accounted for nearly 60 percent of exports for the 5-year period. Japan was the leading destination for U.S. processed food exports with a 5-year total of nearly \$29.6 billion (fig. 2). Canada and Mexico followed with nearly \$17 billion and slightly over \$9 billion, respectively, for the 5-year period. South Korea and the Netherlands followed with \$6 billion and \$4 billion.

Five countries accounted for nearly 40 percent of U.S. imports of processed foods. Canada was, by far, the major source for U.S. imports of processed food, with nearly \$20 billion over the 1990-94 period (fig. 3). Rounding out the top 5 were Thailand with \$6.5 billion; Mexico, \$5.5 billion; Australia, \$5.3 billion; and France, \$5 billion.

The soybean oil milling industry generated more than an \$8 billion total trade surplus over the 5-year period covering 1990-94 (fig. 4). The meatpacking industry was second with nearly \$8 billion, and the wet corn milling industry was third with over \$5 billion. Poultry processing and rice milling produced surpluses of more than \$5 billion and \$3 billion, respectively.

Industry and Product Classification Systems

The Standard Industrial Classification (SIC) system is a Federal classification system that is used to assign economic establishments to industry groups based on principal economic activity. The SIC system underlies all establishment-based Federal economic statistics that are classified by economic industry. The system was developed by a technical committee under the authority of the Office of Management and Budget. The SIC system was designed to facilitate the collection, tabulation, presentation, and analysis of data on economic establishments and to promote uniformity and comparability in its presentation.

The SIC system classifies establishments or plants that produce similar products, use similar processes, or provide similar services. Establishments or plants that fit into these guidelines are assigned the same two-digit code number. Establishments that process food and related products constitute SIC 20 under this system. Particular kinds of food processors are differentiated by additional code numbers. For example, processors of meat and related products constitute SIC 201. Within three-digit groups, plants of specialized producers are further differentiated by the addition of an additional digit. The four-digit SIC code is the system's lowest level of disaggregation, and the collection of establishments or plants under a particular four-digit SIC code is called an industry. The 49 four-digit SIC industries discussed in this bulletin are presented in table 1. The 1987 Standard Industrial Classification Manual contains details of the SIC system for all U.S. industries.

The Harmonized System (HS) is a classification system for all internationally traded goods. This system was designed to replace individual nations' systems with commonly accepted nomenclature and descriptions of traded goods. The United States adopted the Harmonized System in 1989. The Harmonized Tariff Schedule of the United States (HTS) is the legal text that sets forth product descriptions and code numbers, rules of interpretation, article provisions, and other matters pertaining to participation of the United States in the Harmonized System convention. These provisions are applied to merchandise classification for rate duty and statistical purposes.

The HS assigns products unique 10-digit code numbers based on form and processing methods. For example, fresh, chilled, or frozen whole turkeys are designated by one code number but fresh, chilled, or frozen cuts of turkey by another, since their forms differ. The first six digits of each HS product code are the same for all countries. The remaining digits differentiate domestic standards.

Data Translation Procedure

The processed food trade concordance outlined in the separate bulletin provides a procedure for joining the two systems. Each of over 2,000 processed food products classified according to the international harmonized convention is paired with a corresponding domestic industry among the 49 SIC industries designated under SIC 20. The pairing criterion is conformity of the Harmonized System's description to establishment activity and product line of the SIC system. For example, fresh or chilled veal carcasses have been assigned to Meat Packing (SIC 2011), the industry in which establishments slaughter and process cattle, hogs, sheep, lambs, and calves.

Harmonized codes are revised twice each year. The data mentioned in this bulletin are based on a concordance that differs slightly from those used for previous data translations. Tables 2 and 3 present changes made in the concordance procedure since publication of *Agricultural Handbook No. 707*. For more information on specific harmonized codes and descriptions see *Processed Food Trade Concordance (1995)*.

References

Epps, Walter B., and J. Michael Harris. *Processed Food Trade Concordance*. Agricultural Handbook No. 707, U.S. Department of Agriculture, Economic Research Service, March 1995.

Harmonized Code of the United States. Office of Trade Affairs and Trade Agreements, U.S. International Trade Commission. USITC publication 2567.

Standard Industrial Classification Manual. Executive Office of the President, Office of Management and Budget. 1987.

Table 1--SIC industry descriptions

2011 - Meat Packing

Establishments primarily engaged in the slaughtering, for their own account or on contract basis for the trade, of cattle, hogs, sheep, lambs, and calves for meat to be sold or to be used on the same premises in canning, cooking, curing, and freezing, and in making sausage, lard, and other products.

2013 - Sausage and Other Prepared Meat Products

Establishments primarily engaged in manufacturing sausages, cured meats, smoked meats, canned meats, frozen meats, and other prepared meats and meat specialties, from purchased carcasses and other materials.

2015 - Poultry Slaughtering and Processing

Establishments primarily engaged in slaughtering, dressing, packing, freezing, and canning poultry, rabbits, and other small game, or in manufacturing products from such meats, for their own account or on a contract basis for the trade.

2021 - Creamery Butter

Establishments primarily engaged in manufacturing creamery butter.

2022 - Natural, Processed, and Imitation Cheese

Establishments primarily engaged in manufacturing natural cheese (except cottage cheese), processed cheese, cheese foods, cheese spreads, and cheese analogs (imitations and substitutes).

2023 - Dry, Condensed, and Evaporated Dairy Products

Establishments primarily engaged in manufacturing dry, condensed, and evaporated dairy products.

2024 - Ice Cream and Frozen Desserts

Establishments primarily engaged in manufacturing ice cream and other frozen desserts.

2026 - Fluid Milk

Establishments primarily engaged in processing (that is, pasteurizing, homogenizing, vitaminizing, bottling) fluid milk and cream and related products, including cottage cheese, yogurt (except frozen), and other fermented milk.

2032 - Canned Specialties

Establishments primarily engaged in canning specialty products, such as baby foods, nationality specialty foods, and soups, except seafood.

2033 - Canned Fruits, Vegetables, Preserves, Jams, and Jellies

Establishments primarily engaged in canning fruits, vegetables, and fruit and vegetable juices; and in manufacturing catsup and similar tomato sauces or natural and imitation preserves, jams, and jellies.

2034 - Dried and Dehydrated Fruits, Vegetables, and Soup Mixes

Establishments primarily engaged in sun drying and artificially dehydrating fruits and vegetables or ingredients manufacturing packaged soup mixes from dehydrated ingredients.

2035 - Pickled Fruits and Vegetables, Vegetable Sauces and Seasonings, and Salad Dressing

Establishments primarily engaged in pickling and brining fruits and vegetables and in manufacturing salad dressings, vegetable relishes, sauces, and seasonings.

2037 - Frozen Fruits, Fruit Juices, and Vegetables

Establishments primarily engaged in freezing fruits, fruit juices, and vegetables.

2038 - Frozen Specialties, Not Elsewhere Classified

Establishments primarily engaged in manufacturing frozen food specialties not elsewhere classified, such as frozen dinners and frozen pizza.

--Continued

Table 1--SIC industry descriptions--Continued

2041 - Flour and Other Grain Mill Products

Establishments primarily engaged in milling flour and meal from grain, except rice.

2043 - Cereal Breakfast Foods

Establishments primarily engaged in manufacturing cereal breakfast foods and related preparations, except breakfast bars.

2044 - Rice Milling

Establishments primarily engaged in cleaning and polishing rice and in manufacturing rice flour or meal.

2045 - Prepared Flour Mixes and Doughs

Establishments primarily engaged in preparing flour mixes or doughs from purchased flour.

2046 - Wet Corn Milling

Establishments primarily engaged in milling corn or sorghum grain (milo) by the wet process and producing starch, syrup, oil, sugar, and byproducts, such as gluten feed and meal.

2047 - Dog and Cat Food

Establishments primarily engaged in manufacturing dog and cat food from cereal, meat, and other ingredients.

2048 - Prepared Feeds and Feed Ingredients for Animals and Fowls, Except Dogs and Cats

Establishments primarily engaged in manufacturing prepared feeds and feed ingredients and adjuncts for animals and fowls, except dogs and cats.

2051 - Bread and Other Bakery Products, Except Cookies and Crackers

Establishments primarily engaged in manufacturing fresh or frozen bread and bread-type rolls and fresh cakes, pies, pastries and other similar "perishable" bakery products.

2052 - Cookies and Crackers

Establishments primarily engaged in manufacturing fresh cookies, crackers, pretzels, and similar "dry" bakery products.

2053 - Frozen Bakery Products, Except Bread

Establishments primarily engaged in manufacturing frozen bakery products, except bread and bread-type rolls.

2062 - Cane Sugar Refining

Establishments primarily engaged in refining purchased raw cane sugar and sugar syrup.

2063 - Beet Sugar

Establishments primarily engaged in manufacturing sugar from sugar beets.

2054 - Candy and Other Confectionery Products

Establishments primarily engaged in manufacturing candy, including chocolate candy, other confections, and related products.

2066 - Chocolate and Cocoa Products

Establishments primarily engaged in shelling, roasting, and grinding cacao beans for the purpose of making chocolate liquor, from which cocoa powder and cocoa butter are derived, and in the further manufacture of solid chocolate bars, chocolate coatings, and other chocolate and cocoa products.

2067 - Chewing Gum

Establishments primarily engaged in manufacturing chewing gum or chewing gum base.

--Continued

Table 1--SIC industry descriptions--Continued

2068 - Salted and Roasted Nuts and Seeds

Establishments primarily engaged in manufacturing salted, roasted, dried, cooked, or canned nuts or in processing grains or seeds in a similar manner for snack purposes.

2074 - Cottonseed Oil Mills

Establishments primarily engaged in manufacturing cottonseed oil, cake, meal, and linters, or in processing purchased cottonseed oil into other than edible cooking oils.

2075 - Soybean Oil Mills

Establishments primarily engaged in manufacturing soybean oil, cake, and meal, and soybean protein isolates and concentrates, or in processing purchased soybean oil into other than edible cooking oils.

2076 - Vegetable Oil Mills, Except Corn, Cottonseed, and Soybean

Establishments primarily engaged in manufacturing vegetable oils, cake and meal, except corn, cottonseed, and soybean, or in processing similar purchased oils into other than edible cooking oils.

2077 - Animal and Marine Fats and Oils

Establishments primarily engaged in manufacturing animal oils, including fish oil and other marine animal oils, and fish and animal meal; and those rendering inedible stearin, grease, and tallow from animal fat, bones, and meat scraps.

2079 - Shortening, Table Oils, Margarine, and Other Edible Fats and Oils, Not Elsewhere Classified

Establishments primarily engaged in manufacturing shortening, table oils, margarine, and other edible fats and oils, not elsewhere classified.

2082 - Malt Beverages

Establishments primarily engaged in manufacturing malt beverages.

2083 - Malt

Establishments primarily engaged in manufacturing malt or malt byproducts from barley or other grains.

2084 - Wines, Brandy, and Brandy Spirits

Establishments primarily engaged in manufacturing wines, brandy, and brandy spirits.

2085 - Distilled and Blended Liquors

Establishments primarily engaged in manufacturing alcoholic liquors by distillation, and in manufacturing cordials and alcoholic cocktails by blending processes or by mixing liquors and other ingredients.

2086 - Bottled and Canned Soft Drinks and Carbonated Waters

Establishments primarily engaged in manufacturing soft drinks and carbonated waters.

2087 - Flavoring Extracts and Flavoring Syrups, Not Elsewhere Classified

Establishments primarily engaged in manufacturing flavoring extracts, syrups, powders, and related products, not elsewhere classified, for soda fountain use or for the manufacture of soft drinks, and colors for bakers' and confectioners' use.

2091 - Canned and Cured Fish and Seafoods

Establishments primarily engaged in cooking and canning fish, shrimp, oysters, clams, crabs, and other seafoods, including soups; and those engaged in smoking, salting, drying, or otherwise curing fish and other seafoods for the trade.

2092 - Prepared Fresh or Frozen Fish and Seafoods

Establishments primarily engaged in preparing fresh and raw or cooked frozen fish and other seafoods and seafood preparations, such as soups, stews, chowders, fishcakes, crabcakes, and shrimpcakes.

—Continued

Table 1--SIC industry descriptions--Continued

2095 - Roasted Coffee

Establishments primarily engaged in roasting coffee, and in manufacturing coffee concentrates and extracts in powdered, liquid, or frozen form, including freeze-dried.

2096 - Potato Chips, Corn Chips, and Similar Snacks

Establishments primarily engaged in manufacturing potato chips, corn chips, and similar snacks.

2097 - Manufactured Ice

Establishments primarily engaged in manufacturing ice for sale.

2098 - Macaroni, Spaghetti, Vermicelli, and Noodles

Establishments primarily engaged in manufacturing dry macaroni, spaghetti, vermicelli, and noodles.

2099 - Food Preparations, Not Elsewhere Classified

Establishments primarily engaged in manufacturing prepared foods and miscellaneous food specialties, not elsewhere classified, such as baking powder, yeast, and other leavening compounds; peanut butter; packaged tea, including instant; ground spices; and vinegar and cider.

Table 2--Additions to the published concordance

SIC	HS code	Description
2013	3917100000	Artificial guts, sausage casing, hardened protein cellulose
2013	3917101000	Artificial guts (sausage casing) of cellulose plastic material
2022	0406100000	Fresh cheese (including whey cheese) not fermented, and cured
2022	0406100010	Fresh cheese (including whey) not fermented, and cured, 9904.10.27
2022	0406100015	Fresh cheese (including whey) not fermented, and cured, 9904.10.30
2022	0406100020	Fresh cheese (including whey) not fermented, and cured, 9904.10.33
2022	0406100025	Fresh cheese (including whey) not fermented, and cured, 9904.10.36
2022	0406100030	Fresh cheese (including whey) not fermented, and cured, 9904.10.39
2022	0406100035	Fresh cheese (including whey) not fermented, and cured, 9904.10.42
2022	0406100040	Fresh cheese (including whey) not fermented, and cured, 9904.10.45
2022	0406100045	Fresh cheese (including whey) not fermented, and cured, 9904.10.51
2022	0406100050	Fresh cheese (including whey) not fermented, and cured, 9904.10.54
2022	0406100055	Fresh cheese (including whey) not fermented, and cured, 9904.10.57
2022	0406100060	Fresh cheese (including whey) not fermented, and cured nesoi
2023	0404100500	Whey protein, concentrates whether or not sweetened
2023	0404100700	Modified whey 75.5% butterfat ex 1 retail
2023	0404100800	Modified whey, nesoi
2023	0404100900	Modified whey whether or not concentrated/sweetened nesoi
2023	0404904530	Milk products over 5.5% butterfat, subheading 9904.10.78
2023	0404904560	Milk products over 5.5% butterfat, subheading 9904.10.81
2023	0404904590	Milk products over 5.5% butterfat, not packaged retail sale nesoi
2023	0404906520	Milk products subject to quota provision for in 9904.10.75
2023	0404906540	Milk products subject to quota provision for in 9904.10.81
2023	0404906560	Milk products, whether or not sweetened, nesoi
2023	1901100000	Preparation for infant use, for retail sale
2023	1901101000	Preparation for infant use, for retail sale>10% milk solid quota
2023	1901109000	Preparation for infant use, for retail sale, nesoi quota
2023	1091904105	Food preparations>5.5% butterfat>10% milk solid 9904.10.78
2023	1901904110	Food preparation etc nesoi>5.5% butterfat not retail 9904.10.81
2023	1901904150	Food preparation flour etc nesoi>75.5% butterfat not retail nesoi
2023	1901904905	Food preparation >5.5% butterfat not retail, nesoi 9904.10.78
2023	1901904910	Food preparation >5.5% not retail nesoi, 9904.10.78
2023	1901904950	Food preparation flour etc. nesoi >5.5% butterfat not retail nesoi
2023	1901908140	Food preparation nesoi >10% milk solids, quota - 99041075
2023	1901908160	Food preparation nesoi >10% milk solids, quota - 99041081
2023	1901908170	Food preparation nesoi >10% milk solids, quota - 99041060
2023	1901908180	Food preparation nesoi >10% milk solids, quota - 99041040
2023	1901908190	Food preparation nesoi >10% milk solids, nesoi
2023	1901908940	Food preparation flour/starch/dairy nesoi, quota 99041075
2023	1901908960	Food preparation flour/starch/dairy nesoi, quota 99041081
2023	1901908970	Food preparation flour/starch/dairy nesoi, quota 99041060
2023	1901908980	Food preparation flour/starch/dairy nesoi, quota 99041040
2023	1901908990	Food preparation flour/starch/dairy nesoi, quota nesoi
2023	2106901310	Butter substitute>10% milk solid>45% butterfat quota
2023	2106901340	Butter substitutes, containing >10% milk solids nesoi
2023	2106901410	Butter substitutes, nesoi,>45% butterfat 99041024
2023	2106901440	Butter substitutes nesoi, liquid/solid over 15% butter/milk fat/ oil
2023	2106904105	Food preparation>5.5% butterfat not/retail>10% milk 99041078
2023	2106904110	Food preparation>5.5% butterfat not/retail>10% milk nesoi 99041081
2023	2106904150	Food preparation>5.5% butterfat not/retail>10% milk nesoi
2023	2106904905	Food preparation>5.5% butterfat not/retail> nesoi 99041078

--Continued

Table 2--Additions to the published concordance--Continued

SIC	HS code	Description
2023	2106904910	Food preparation>5.5% butterfat not/retail > nesoi 99041081
2023	2106904950	Food preparation>5.5% butterfat not/retail, nesoi
2023	2106905120	Food preparation nesoi quota>10% milk solid 9904.10.81
2023	2106905135	Food preparation>10% milk solid quota-note 2(e) ivec ch.99
2023	2106905138	Food preparation nesoi,>10% milk solids 99045020 nesoi
2023	2106905140	Food preparation nesoi, quota,>10% milk solids 99045040
2023	2106905150	Food preparation nesoi, quota,>10% milk solids 99076060
2023	2106905920	Food preparation nesoi, subject to quota, nesoi, 9904.10.81
2023	2106905935	Food preparation > 10% milk solid quota-note 2(e) ivec ch 99
2023	2106905938	Food preparations subject to quota, nesoi, 9904.50.20, nesoi
2023	2106905940	Food preparations nesoi, quota, nesoi, 9904.50.40
2023	2106905950	Food preparations nesoi, quota, nesoi, 9904.60.80
2023	2106906175	Coffee whiteners, non-dairy, over 10% milk solids
2023	2106906180	Cream/milk substitutes, nesoi,>10% milk solids
2023	2106906575	Coffee whiteners, non-dairy
2023	2106906580	Cream or milk substitutes, nesoi
2023	2106906975	Coffee whiteners, non-dairy, nesoi
2023	2106906980	Cream or milk, substitutes nesoi
2026	0403100010	Yogurt dry w/nt sweetened flavored/containing fruit/cocoa
2026	1901903120	Malted milk containing >10% milk solids 99041060
2026	1901903160	Milk/cream preparations, containing > 10% milk solids 99041081
2026	1901903190	Milk/cream preparations, containing > 10% milk solids nesoi
2026	1901903920	Malted milk/cream nesoi, see subheading 99041060
2026	1901903925	Articles of milk or cream, nesoi provision for 99041057
2026	1901903930	Articles of milk or cream, nesoi provision for 99041060
2026	1901903960	Articles of milk or cream, nesoi provision for 99041081
2026	1901903990	Articles of milk or cream, nesoi
2026	2202901500	Milk-based drinks, nonalcoholic
2033	2007995010	Guava Pastes and puree, cooked prep whether/not sweetened
2033	2007995020	Mango pastes and puree, cooked prep whether/not sweetened
2033	2008921040	Fruit mixtures containing orange/grapefruit packed in liquid canned
2033	2008929094	Wild blueberries, canned
2033	2008991810	Blueberries, ex/wild blueberries, prepared/preserved, nesoi
2033	2008991890	Orange juice unfermented, not frozen, not concentrated etc.
2033	2008991910	Orange juice, unfermented, not frozen nesoi
2033	2008991990	Berries, nesoi, otherwise prepared or preserved, nesoi
2033	2009192500	Orange juice, unfermented, not frozen not concentrated etc.
2033	2009194500	Orange juice, unfermented, not frozen, nesoi
2033	2106901600	Orange juice, fortified with vitamins or minerals
2033	2106901700	Single fruit/veg. juice fortified with vitamins/minerals/concentrated
2033	2106901800	Fruit/vegetable mixed juices fortified with vitamins/minerals/not concentrated
2033	2106901900	Fruit/vegetables juice, fortified with/vitamins/minerals nesoi
2033	2202903500	Orange juice, fortified with/ vitamins/mineral nesoi
2033	2202903600	Single fruit/veg. juice fortified with/vitamins/minerals not concentrated
2033	2202903700	Fruit/veg. mix juices fortified with vitamins/minerals/ not concentrated
2033	2202903900	Fruit/vegetable juice fortified with/vitamins/minerals/nesoi
2033	2308908020	Citrus pulp pellets of a kind used in animal feed
2034	0712908010	Broccoli, dried
2034	0712908020	Celery stalks, dried
2034	0712908030	Leeks, dried
2034	0712908040	Spinach, dried

--Continued

Table 2--Additions to the published concordance--Continued

SIC	HS code	Description
2034	0712908080	Vegetables, nesoi and mixtures of vegetables, dried
2034	0813402010	Wild blueberries, dried
2034	0813402080	Berries except bar berries/wild blueberries, dried
2034	0813408500	Fruit, dried, nesoi, ex that of heading 0801-0806
2034	0814004000	Lime peel, fresh, frozen, dried or previously preserved
2035	2103302000	Mustard flour and meal
2035	2103906071	Sauces and preparations, nesoi, containing sugar for retail
2035	2103906079	Sauces and preparations, nesoi, containing sugar not for retail
2037	0811902024	Wild blueberry uncooked/cooked by steam/boil, water frozen
2037	0811902028	Blackberries, nesoi uncooked/cooked steam/boil water frozen
2037	2009404000	Pineapple juice, unfermented, nesoi, frozen
2043	1904100080	Prepared food, swelling roasting cereal products without sugar
2043	2008921020	Prepared cereal products canned no apricot citrus etc.
2043	2008922000	Mixtures fruit/nuts/etc. prepared cereal products, nesoi
2043	2008929092	Mixtures fruit/nuts/etc. prepared cereal products, nesoi
2045	1901200013	Mixes and doughs for prep of bakers wares
2045	1901200016	Mixes and doughs for prep of bakers wares
2045	1901200023	Mixes and doughs for prep of bakers wares
2045	1901200026	Mixes and doughs for prep of bakers wares
2045	1901200029	Mixes and doughs for prep of bakers wares
2045	1901200031	Mixes and doughs for prep of bakers wares
2045	1901200033	Mixes and doughs for prep of bakers wares
2045	1901200036	Mixes and doughs for prep of bakers wares
2045	1901200043	Mixes and doughs for prep of bakers wares
2045	1901200045	Mixes and doughs for prep of bakers wares
2045	1901200080	Mixes and doughs for prep of bakers wares
2045	1901200085	Mixes and doughs for prep of bakers wares
2045	1901200090	Mixes and doughs for prep of bakers wares
2045	1901200095	Mixes and doughs for prep of bakers wares
2045	1901201013	Mix/dough of 1905>25% butterfat not retail, 99041075 dry
2045	1901201016	Mix/dough prep>25% butterfat not retail, 99041075 nesoi
2045	1901201023	Mix/dough of 1905>25% butterfat not retail, 99041078 dry
2045	1901201026	Mix/dough prep>25% butterfat not retail, 99041078 nesoi
2045	1901201029	Mix/dough of 1905>25% butterfat not retail, 99041081 dry
2045	1901201031	Mix/dough prep>25% butterfat not retail, 99041081 nesoi
2045	1901201033	Mix/dough of 1905>25% of butterfat not retail, 99045040 dry
2045	1901201036	Mix/dough prep>25% butterfat not retail, 99045040 nesoi
2045	1901201043	Mix/dough of 1905>25% butterfat not retail, 99046040 dry
2045	1901201046	Mix/dough prep>25% butterfat not retail, 99046040 nesoi
2045	1901201085	Mix/dough of 1905>25% butterfat not retail, nesoi, dry
2045	1901201095	Mixes/dough prep>25% butterfat not retail, nesoi
2045	1901209013	Mix/dough for prep of 1905, nesoi see 99041075 dry
2045	1901209016	Mix/dough for prep of 1905, nesoi, 88041075, nesoi
2045	1901209023	Mixes/dough for prep of 1905, nesoi, 99041078, dry
2045	1901209026	Mixes/dough for prep of 1905, nesoi, 99041078, nesoi
2045	1901209029	Mixes/dough for prep of 1905, nesoi, 99041081, dry
2045	1901209031	Mixes/dough for prep of 1905, nesoi, 99041081, nesoi
2045	1901209033	Mixes/dough for prep of 1905, nesoi, 99045040, dry
2045	1901209036	Mixes/dough for prep of 1905, nesoi, 99045040, nesoi

--Continued

Table 2--Additions to the published concordance--Continued

SIC	HS code	Description
2045	1901209043	Mixes/dough for prep of 1905 nesoi, 99046040, dry
2045	1901209046	Mixes/dough for prep of 1905, nesoi, 99046040, nesoi
2045	1901209085	Mixes/dough for bakers wares of 1905 nesoi dry form
2045	1901209095	Mixes/dough for prep of bakers wares of 1905 respo
2046	1702300020	Glucose (dextrose)
2046	1702300040	Glucose syrup, less than 20% fructose in dry state
2046	1702304040	Glucose syrup<20% fructose, nesoi, quota
2046	1702604080	Glucose, solid,<20% fructose, nesoi, quota
2046	3505100010	Dextrins
2046	3505100040	Modified starches derived from corn (maize) starch
2046	3505100090	Modified starches , nesoi
2048	1214100010	Alfalfa (lucerne) cubes, dehydrated
2048	1214100015	Alfalfa (lucerne) meal and pellets, nesoi, dehydrated
2048	1214100030	Alfalfa (lucerne) cubes, sun-cured
2048	1214100050	Alfalfa (lucerne) meal/pellets, nesoi, sun cured
2048	2309903010	Milk replacer, of a kind used in animal feeding
2048	2309903110	Animal feeds containing >10% milk solids, milk replacer
2048	2309903190	Animal feeds containing over 10% of milk solids, nesoi
2048	2309903910	Animal feeds containing milk, nesoi, milk replacer
2048	2309903990	Animal feeds containing milk/milk derivative, nesoi
2048	2309908000	Preparations used in animal feeding nesoi
2051	1905901050	Bread, pastry, cakes, biscuits and other baker's wares
2051	1905901080	Bread, pastry, cakes, biscuits and other baker's wares
2053	1905901041	Bread, pastry, cakes, biscuits and similar baked products, frozen
2053	1905901049	Bread, pastry, cakes, biscuits and similar baked products, frozen
2062	1701110025	Cane sugar, raw, no flavor/color not to advanced quota
2062	1701110045	Cane sugar, raw, no flavoring/coloring nesoi, quota
2062	1701910000	Cane/beet sugar, refined, solid, added flavor/color
2062	1701911020	Cane/beet sugar, refined, solid flavor/color, beverage base, retail
2062	1701911040	Cane/beet sugar, refined solid flavor/color, beverage base, not retail
2062	1701912025	Cane/beet sugar, refined added color, nesoi, quota
2066	1806310040	Chocolate/cocoa prep confectionary blk/bar not over 2 kg filled
2066	1806310080	Chocolate/cocoa prep non confectionary blk/bar not over 2 kg filled
2066	1806321000	Chocolate and other cocoa preps, not bulk, not filled
2066	1806322094	Chocolate/cocoa prep confectionary blk/bar not over 2 kg not filled
2066	1806322098	Coca preps, nesoi bar, etc unfilled not retail quota
2066	1806323000	Chocolate/cocoa prep bar, etc., not over 2 kg, except filled/confectionary
2066	1806324094	Chocolate/cocoa prep confectionary etc, 2 kg, nesoi not filled
2066	1806324098	Chocolate/cocoa prep bar not over 2 kg nesoi, except filled/confection
2066	1806900063	Confectionary, cocoa food preps, nesoi, for retail
2066	1806900073	Cocoa preps except confectionary nesoi, for retail
2066	1806900083	Confectionary, cocoa food preps, nesoi, not retail
2066	1806900093	Cocoa preps, nesoi not for retail, ex/confectionary
2067	2106906185	Confectionary including gum containing saccharin>10% milk solid
2067	2106906585	Confectionary including gum containing synthetic sweeteners
2067	2106906985	Confectionary including gum containing saccharin, nesoi
2068	0801100000	Coconuts, fresh or dried, whether or not shelled
2068	2008112000	Peanuts bleached
2068	2008119000	Peanuts, (ground-nuts) prepared or preserved nesoi
2076	2308903000	Flaxseed screening scalping, chaff, etc whole/not ground

--Continued

Table 2--Additions to the published concordance--Continued

SIC	HS code	Description
2084	2204213000	Grape wine type "tokay" nov 14% alcohol 2 liter/liter
2084	2204215005	Red wine grape nov 14% alcohol 2l/less nov \$1.05/liter
2084	2204215015	White wine grape nov 14% alcohol 2l/less nov \$1.05/liter
2084	2204215025	Grape wine nesoi nov 14% alcohol 2l/less nov \$1.05/liter
2084	2204215030	Red wine grape nov 14% alcohol 2l/less over \$1.05/liter
2084	2204215045	White wine grape nov 14% alcohol 2l/less over \$1.05/liter
2084	2204215060	Grape wine nesoi nov 14% alcohol 2l/less over \$1.05/liter
2085	2208904500	Cordials, liqueurs, kirschwassen and ratafia
2086	2202100020	Carbonated soft drinks, containing aspartame/saccharin
2086	2202100040	Carbonated soft drinks, nesoi
2087	2106906171	Beverages prep>10% milk solid containing aspartame/etc.
2087	2106906172	Preps for mfg beverages >10% milk solids containing sugar
2087	2106906173	Preps for mfg beverages >10% milk solids, nesoi
2087	2106906571	Preps for mfg beverages containing aspartame/saccharin
2087	2106906572	Preps for mfg beverages containing cane/beet sugar
2087	2106906573	Preps for mfg beverages nesoi
2087	2106906971	Preps for mfg beverages, nesoi, containing aspartame/etc.
2087	2106906972	Preps for mfg beverages, nesoi, containing sugar
2087	2106906973	Preps for mfg of beverages nesoi
2087	3302101000	Mixtures odoriferous substances not containing alcohol
2087	3302102000	Mixtures containing not over 20% alcohol by weight
2087	3302103000	Mixtures containing over 20% alcohol by weight
2091	0305492000	Mackerel, including fillets smoked
2091	1605907000	Molluscs, aquatic invertebrates, nesoi, prep, preserved
2092	0302693010	Sablefish fresh/chilled except fillets, livers, roes
2092	0302693020	Lin cod (<i>ophiodon elongatus</i>) fresh/chilled except fillet/roe
2092	0302696000	Fish nesoi, fresh/chilled/except fillet/livers/roes
2092	03027040	Fish livers and roes, nesoi, fresh or chilled
2092	0302705000	Fish livers and roes, nesoi, fresh or chilled
2092	0303792094	Tilapia, fresh-water, frozen except fillet and other meat fresh/chilled
2092	0304104061	Tilapia fresh-water fillet and other meat fresh/chilled
2092	0304104062	Fresh-water fish nesoi fillet and other meat fresh/chilled
2092	0304105000	Fresh fillet etc. except steaks, nesoi, fresh, chilled
2092	0304206042	Tilapia, fresh-water fillets nesoi, frozen
2092	0304206043	Fresh-water fish nesoi, fillets nesoi, frozen
2092	0304208500	Fish fillets nesoi frozen
2092	0304901002	Surimi, in bulk on container over 6.8 kg, frozen
2092	0304901005	Cod meat minced in bulk or container over 6.8 kg frozen
2092	0304901009	Fish meat minced nesoi, bulk/containers over 6.8 kg, frozen
2092	0304908700	Fish meat nesoi, except fish steaks or minced, frozen
2095	2101102126	Instant coffee, not flavored, not decaf for retail sale
2095	2101102129	Instant coffee, not flavored, not decaf, nesoi
2095	2101102131	Instant coffee, not flavored, decaf, for retail sale
2095	2101101139	Instant coffee, not flavored, decaf, nesoi
2095	2101102941	Coffee extract/essence/concentrates, nesoi, retail
2095	2101102949	Coffee extract/essence/concentrates, nesoi, not retail
2099	0902101000	Green tea flavored in immediate package content not over 3 kg
2099	0902109000	Green tea not nesoi in immediate package content not over 3 kg
2099	0902201000	Green tea (not fermented) flavored, nesoi
2099	0902209000	Green tea (not fermented) nesoi

--Continued

Table 2--Additions to the published concordance--Continued

SIC	HS code	Description
2099	0904110000	Pepper of genus piper, neither crushed or ground
2099	0904110020	Pepper (genus piper) not crushed or ground, black
2099	0904110040	Pepper (genus piper) not crushed or ground, white
2099	0904206000	Fruits of the capsicum, not ground, nesoi
2099	0904206010	Bell peppers (genus capsicum) dried, not ground
2099	0904206020	Jalapeno peppers (genus capsicum), dried, not ground
2099	0904206090	Fruits of the genus capsicum, dried not ground, nesoi
2099	1302200000	Pectic substances, pectinates and pectates
2099	1302320000	Mucilages/thickeners from locust bean/seed, guar seed
2099	1302320020	Mucilages and thickeners w/nt modified from guar seed
2099	1302320040	Mucilages and thickeners w/nt modified, from locust bean
2099	1302390000	Mucilages and thickeners w/nt modified, from veg. prod nesoi
2099	1302390010	Carrageenan
2099	1302390090	Mucilages and thickeners w/nt modified from veg. prod nesoi
2099	1702204030	Maple sugar, nesoi put up for retail sale
2099	1702204035	Maple sugar, nesoi
2099	1904900040	Cereal not corn grain form precook/otherwise prep nesoi
2099	2008111000	Peanut butter
2099	2101200020	Soluble/ instant tea/ mate cont no sugar/cereal/etc.
2099	2101200040	Tea or mate extracts/concentrates and preps, nesoi
2099	2106902030	Food prep of gelatin, for retail cont sugar
2099	2106902040	Food prep of gelatin, nesoi, not cont sugar
2099	2106902050	Food prep of gelatin, for retail, not cont sugar
2099	2106902070	Food prep of gelatin, ex/retail, cont sugar
2099	2106906187	Herbal teas and herbal infusions of mixed herbs
2099	2106906190	Food preps, nesoi, canned
2099	2106906195	Food preps, nesoi, frozen
2099	2106906197	Food preps nesoi, cntg sugar of cane/beets not canned/frozen
2099	2106906199	Food preps nesoi, not canned or frozen
2099	2106906587	Herbal teas and herbal infusions of mixed herbs
2099	2106906592	Food preps, nesoi canned
2099	2106906595	Food preps, nesoi, frozen
2099	2106906987	Herbal teas, infusions of mixed herbs/nesoi
2099	2106906990	Food preps, nesoi, canned
2099	2106906995	Food preps, nesoi, frozen
2099	2106906997	Food preps, nesoi containing sugar of cane/beets nt canned/frozen
2099	2106906999	Food preps, nesoi, not canned or frozen

--Continued

Table 3--Deletions from published concordance

SIC	HS code	Description
2011	0208900000	Meat & edible meat offal nesoi, fresh, chilled, frozen
2023	0403100010	Yogurt, w/r sweetened, flavored or containing fruit/cocoa
2032	1901100000	Preparations for infant use, for retail use
2052	1905909090	Communion/sealing wafer rice ppr empty capsule etc.
2061	1701110025	Cane sugar raw no flavor/color not to advanced quota
2061	1701110045	Cane sugar raw not flavoring/coloring nesoi, quota
2084	2208904500	Cordials, liqueurs, kirschwasser and ratafia
2091	1605907000	Molluscs, aquatic invertebrates nesoi, prep, preserved
2095	2101104000	Preps with basis of coffee extracts/essence/concentrated
2095	2101104020	Preps basis of coffee extract/essence/cnctr. 99045020
2095	2101104025	Prep basis coffee extract/essence/cnctr. 99045020 ftz
2095	2101104035	Prep basis coffee extract/essence/cnctr. 99045020 nesoi
2099	2309909000	Preparations used in animal feedings, nesoi

Figure 1

U. S. processed food trade surplus, 1990-94

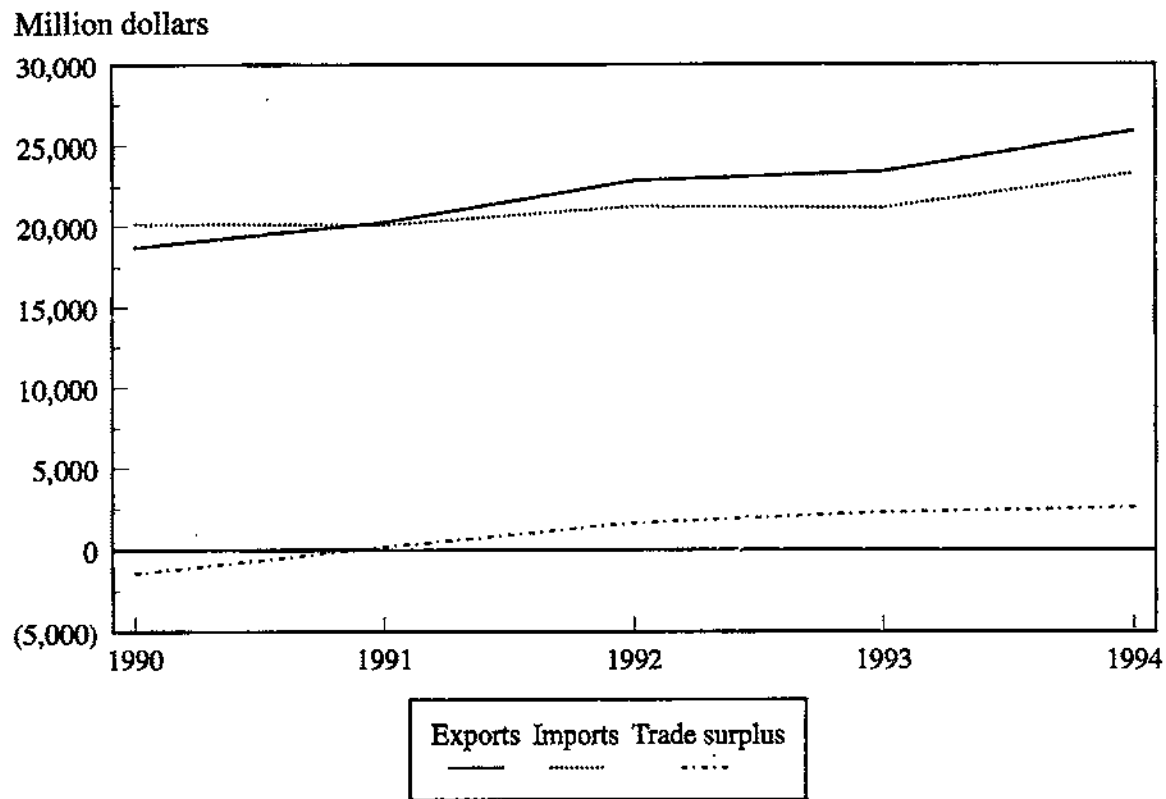


Figure 2

Top 5 destinations for U.S. processed food exports, 1990-94

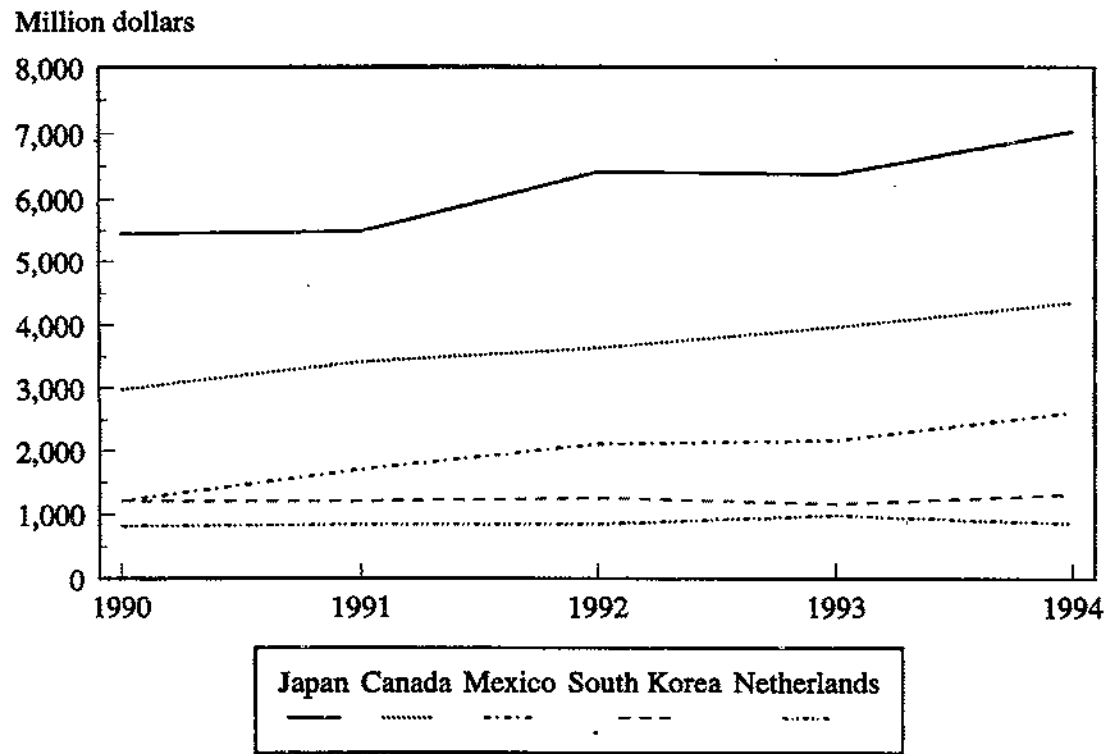


Figure 3

Top 5 origins for U.S. processed food imports, 1990-94

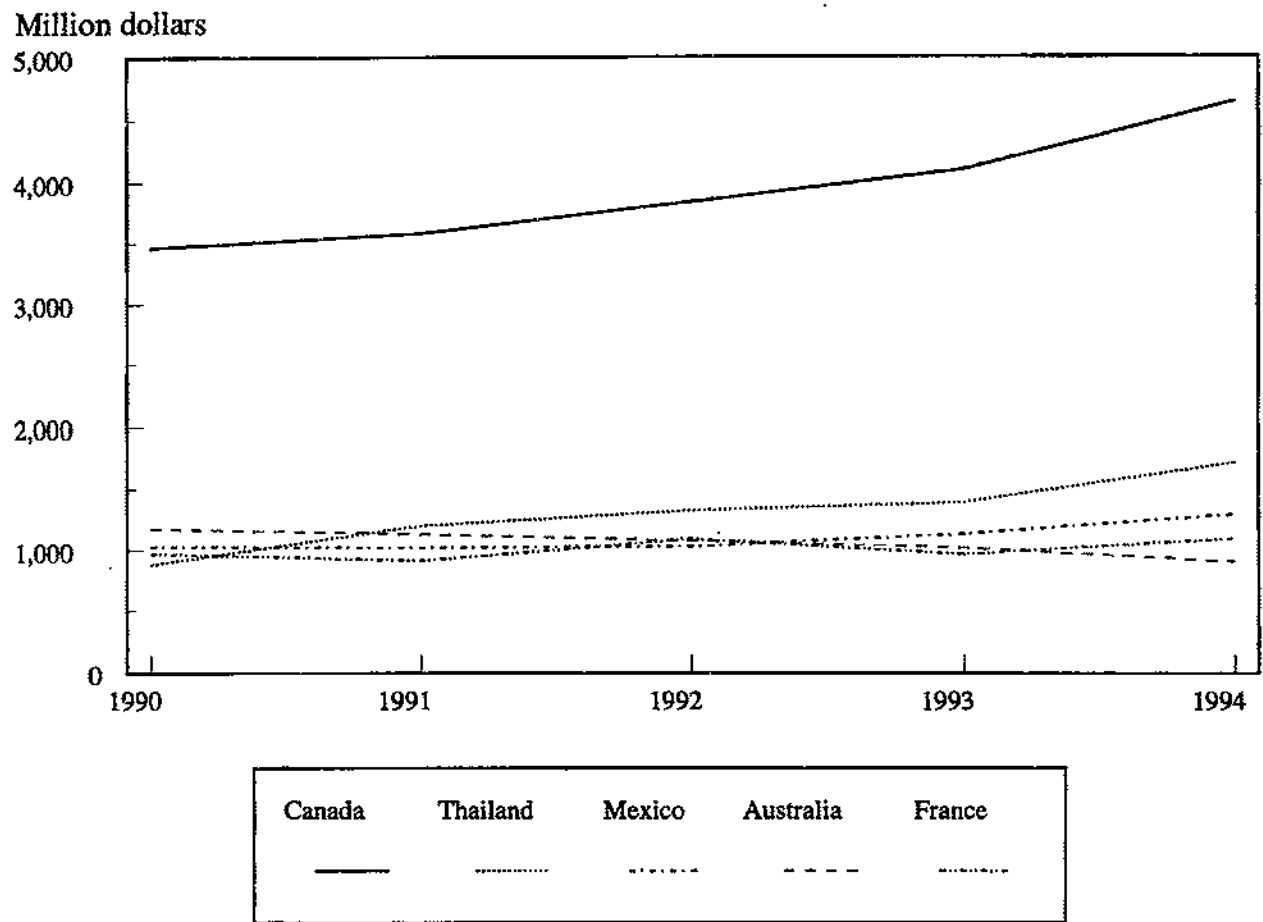
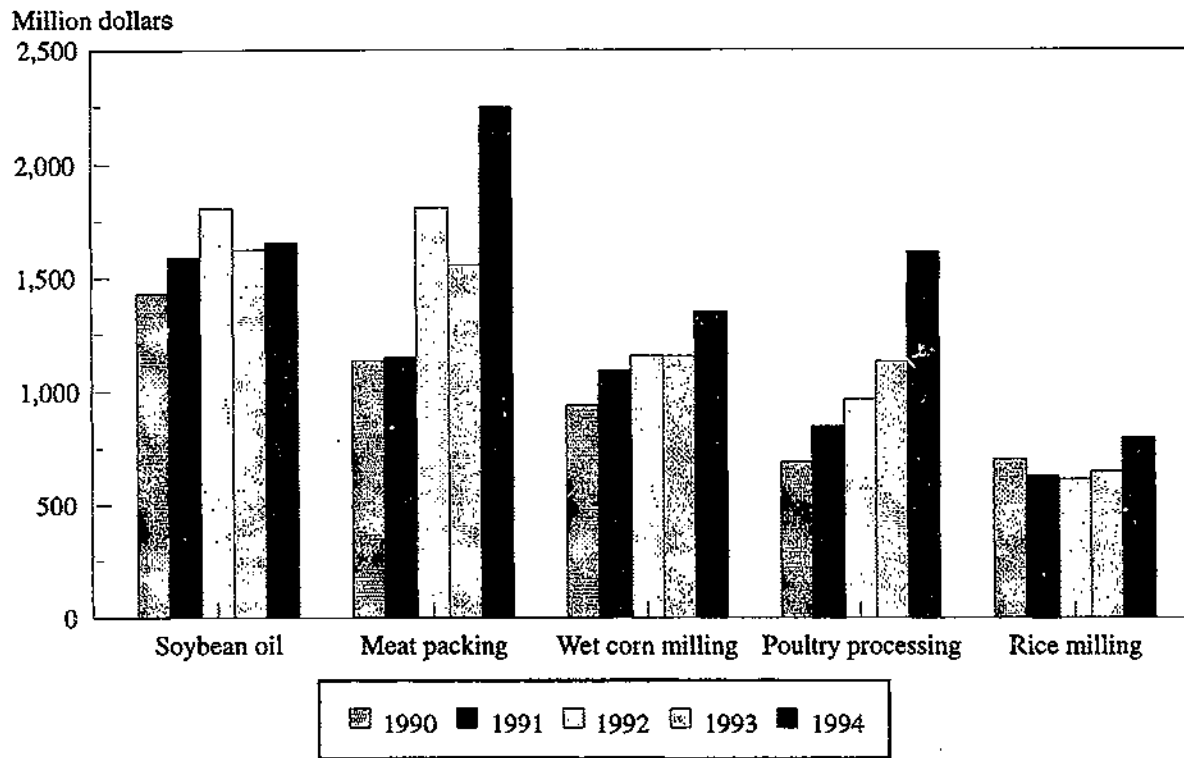


Figure 4

Top 5 trade surpluses by industry, 1990-94



NTIS does not permit return of items for credit or refund. A replacement will be provided if an error is made in filling your order, if the item was received in damaged condition, or if the item is defective.

Reproduced by NTIS

National Technical Information Service
Springfield, VA 22161

*This report was printed specifically for your order
from nearly 3 million titles available in our collection.*

For economy and efficiency, NTIS does not maintain stock of its vast collection of technical reports. Rather, most documents are printed for each order. Documents that are not in electronic format are reproduced from master archival copies and are the best possible reproductions available. If you have any questions concerning this document or any order you have placed with NTIS, please call our Customer Service Department at (703) 487-4660.

About NTIS

NTIS collects scientific, technical, engineering, and business related information — then organizes, maintains, and disseminates that information in a variety of formats — from microfiche to online services. The NTIS collection of nearly 3 million titles includes reports describing research conducted or sponsored by federal agencies and their contractors; statistical and business information; U.S. military publications; audiovisual products; computer software and electronic databases developed by federal agencies; training tools; and technical reports prepared by research organizations worldwide. Approximately 100,000 *new* titles are added and indexed into the NTIS collection annually.

For more information about NTIS products and services, call NTIS at (703) 487-4650 and request the free *NTIS Catalog of Products and Services*, PR-827LPG, or visit the NTIS Web site <http://www.ntis.gov>.

NTIS

***Your indispensable resource for government-sponsored
information—U.S. and worldwide***



U.S. DEPARTMENT OF COMMERCE
Technology Administration
National Technical Information Service
Springfield, VA 22161 (703) 487-4650
