



AgEcon SEARCH
RESEARCH IN AGRICULTURAL & APPLIED ECONOMICS

The World's Largest Open Access Agricultural & Applied Economics Digital Library

This document is discoverable and free to researchers across the globe due to the work of AgEcon Search.

Help ensure our sustainability.

Give to AgEcon Search

AgEcon Search
<http://ageconsearch.umn.edu>
aesearch@umn.edu

*Papers downloaded from **AgEcon Search** may be used for non-commercial purposes and personal study only. No other use, including posting to another Internet site, is permitted without permission from the copyright owner (not AgEcon Search), or as allowed under the provisions of Fair Use, U.S. Copyright Act, Title 17 U.S.C.*

2025
1246

1980

1980

USDA STATISTICAL BULLETIN

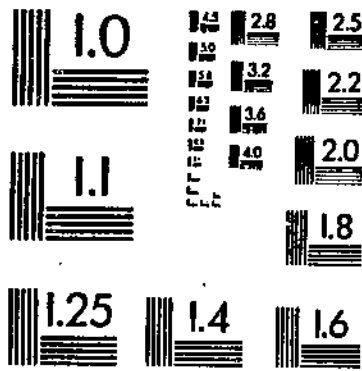
PRICES RECEIVED BY FARMERS: FEED GRAINS AND HAY - CORN, SORGHUM, OATS,

AGRICULTURAL STATISTICS BOARD, U. S. DEPT. OF AGRICULTURE

UP DATA

1 OF 2

START





United States
Department of
Agriculture

National
Agricultural
Statistics
Service

Agricultural
Statistics
Board

Statistical
Bulletin
Number 746

Prices Received by Farmers

Feed Grains and Hay -

Corn, Sorghum, Oats, Barley,
Hay, by State and United
States, 1949-78


PRICES RECEIVED BY FARMERS: FEED GRAINS AND HAY --
CORN, SORGHUM, OATS, BARLEY, HAY BY STATE AND UNITED
STATES, 1949-78. Agricultural Statistics Board,
National Agricultural Statistics Service, U.S.
Department of Agriculture, Statistical Bulletin No.
746.

ABSTRACT

This publication presents final estimates of prices received by farmers for corn for grain, sorghum for grain, oats, all barley, all hay, and alfalfa hay by State and United States for 1949-78. Other hay prices are available beginning in 1972. Feed and malting barley are available for 1978 at U.S. level only. It is the first statistical bulletin for these crops to include monthly prices by State in a long-time series. Data for the period 1979-82 are available in Statistical Bulletin No. 735. Comparable data for wheat, rye, and rice for the period 1949-78 were published in Statistical Bulletin No. 726.

CONTENTS

	Page
INTRODUCTION.....	3
CHARTS.....	5
MARKETING YEARS.....	6-7
TABLES.....	8-149
Corn for Grain: Prices Received by Farmers, monthly and season average, by State and United States, 1949-78...	8-32
Sorghum for Grain: Prices Received by Farmers, monthly and season average, by State and United States, 1949-78...	33-44
Oats: Prices Received by Farmers, monthly and season average, by State and United States, 1949-78.....	45-69
All Barley: Prices Received by Farmers, monthly and season average, by State and United States, 1949-78.....	70-91
Feed and Malting Barley: Prices Received by Farmers, monthly, United States, 1978.....	92-93
All Hay (Baled): Prices Received by Farmers, monthly and season average, by State and United States, 1949-78...	94-118
Alfalfa Hay (Baled): Prices Received by Farmers, monthly, by State and United States, 1949-78, season average for United States, 1949-71.....	119-142
Other Hay (Baled): Prices Received by Farmers, monthly, by State and United States, 1972-78.....	143-149
INDEX OF STATE AND U.S. TABLES.....	150



INTRODUCTION

Prices for feed grains in this report represent prices received by farmers for grain marketed at standard moisture. Allowances for premiums and discounts are included, but no adjustments or allowances are made for farm-to-farm sales or Government support payments (deficiency payments). Prices represent sales through normal commercial channels. Grains are priced at the point of first sale by the producer, usually the local elevator or mill. Prior to 1977, surveys of mid-month prices were used to represent the entire month. Beginning with 1977, grain prices are averages of sales made during the entire month.

Monthly prices for hay are based on mid-month information. Baled hay includes all types and sizes of bales, and prices represent all grades sold by producers. Alfalfa hay includes alfalfa and alfalfa mixtures. Included in "other" hay prices are clover, timothy, clover-timothy mixtures, lespedeza, peanut-vine, wild and prairie hay. The "other" hay price series began in 1972. Before 1972, clover-timothy, lespedeza, peanut-vine, and wild hay types were priced individually.


Monthly prices are estimated only for months when 0.5 percent or more of the States's total sales for the crop year occur. U.S. average prices are computed by weighting the State prices by estimated marketings for each month.

Season average prices for States in the monthly program are calculated by weighting prices for the crop marketing year by the estimated percentage sold each month. For States not in the monthly program, season average prices are estimates of the average prices received during the entire marketing year. Season average prices for grain include an allowance for loans outstanding at the end of the marketing year and purchases by the Government valued at the average loan and purchase rates. Monthly prices do not include this allowance. Crop seasons vary by commodity and State and may change over time. The tables on pages 6 and 7 list the marketing years used for 1949-78.

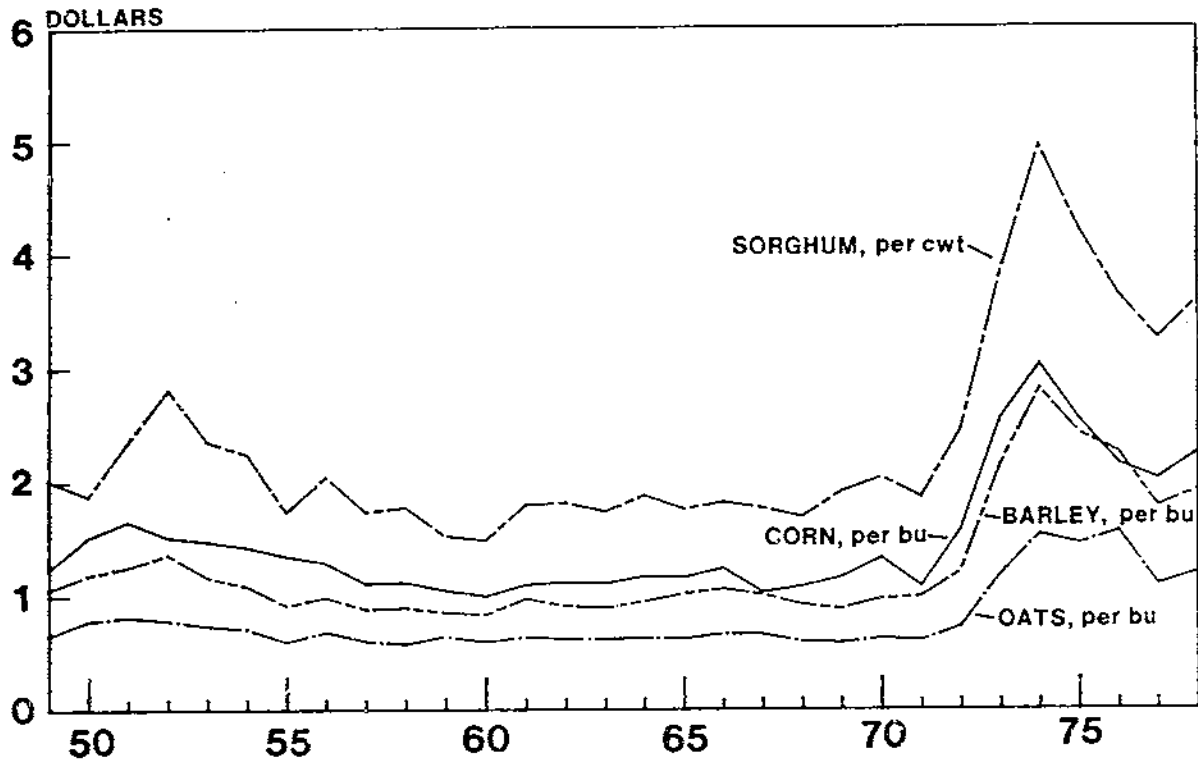
U.S. season average prices are calculated by weighting State season average prices by the estimated quantity sold from the year's production. The total of the State value of sales divided by quantity sold yields the average U.S. price.

States included in the estimating program are shifted as production areas change. When probability sampling procedures were introduced in 1977, the number of States was reduced because of increased data collection costs.

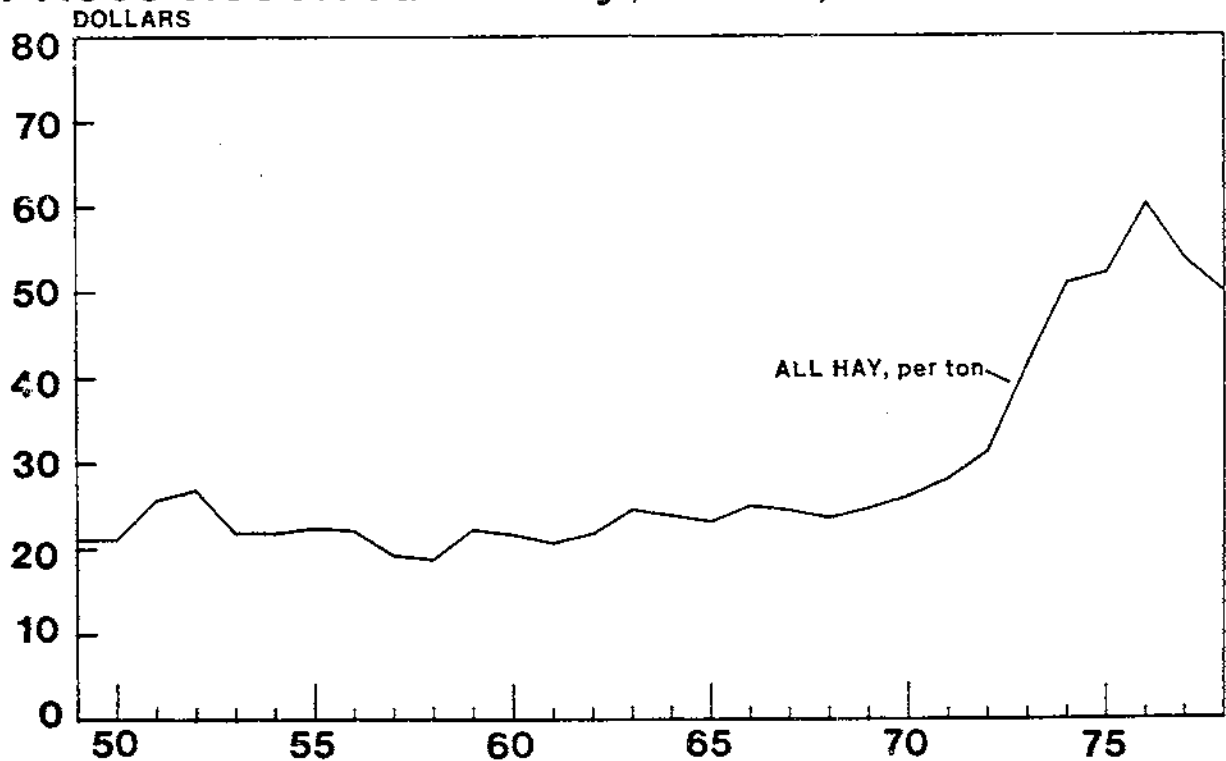
Prices in this report are used to calculate value of production, cash receipts, gross farm income, parity prices, and the index of prices received by farmers. Monthly prices for feed grains are used in the calculation of deficiency payments to farmers and as part of the determination of call and release levels for the grain reserve program administered by the Agricultural Stabilization and Conservation Service.



Prices Received for Feed Grains, 1949-78, U.S.



Prices Received for Hay, 1949-78, U.S.



MARKETING SEASON DATES FOR CROP YEARS 1949-78, BY CROP, BY STATE

STATE	CORN			OATS			BARLEY		
	MARKETING SEASON			MARKETING SEASON			MARKETING SEASON		
	AUG 1- JUL 31	SEP 1- AUG 31	OCT 1- SEP 30	MAY 1- APR 30	JUN 1- MAY 31	JUL 1- JUN 30	MAY 1- APR 30	JUN 1- MAY 31	JUL 1- JUN 30
	CROP YEARS								
ALA	1955-75	1949-54	1969-75	1949-68				1949-51	
ARIZ	1958-68	1949-57	1954-66	1949-53		1952-78	1949-51		
ARK	1955-75	1949-54		1949-78			1949-69		
CALIF	1955-75	1949-54		1949-78			1949-78		
COLO		1949-78			1949-75			1949-78	
CONN		1949-57			1949-57				
DEL	1963-75	1949-62			1949-69		1949-75		
FLA	1949-68		1966-69	1949-65					
GA	1978	1955-77	1949-54	1966-75	1949-65		1949-69		
IDAHO		1949-68			1949-78			1949-78	
ILL		1949-78			1949-78		1949-69		
IND		1949-78			1949-78		1949-69		
IOWA		1949-78			1949-78		1949-69		
KANS	1955-78	1949-54		1949-75			1949-75		
KY		1949-78		1949-75			1949-75		
LA	1961-72	1949-60	1962-72	1949-61					
MAINE		1949-55			1949-69			1949-57	
MD	1963-75	1949-62		1971-75	1949-70		1949-75		
MASS		1949-56			1949-57				
MICH		1949-78			1949-78			1949-72	
MINN		1949-78			1949-78			1949-78	
MISS	1955-75	1949-54	1969-75	1949-68			1949-59		
MO	1955-75	1949-54		1949-75			1949-69		
MONT		1949-75			1949-78			1949-78	
NEBR		1949-78			1949-78			1949-69	
NEV		1949-60			1949-69			1949-75	
N H		1949-55			1949-57				
N J		1949-75			1949-69		1949-69		
N MEX	1958-68	1949-57		1949-66				1949-69	
N Y		1949-75			1949-78			1949-69	
N C	1953-78	1949-52		1949-78			1949-75		
N DAK		1949-75			1949-78			1949-78	
OHIO		1949-78			1949-78			1949-75	
OKLA	1955-75	1949-54	1962-78	1949-61			1949-78		
OREG		1949-68			1949-78			1949-78	
PA		1949-78			1949-78		1949-78		
R I		1949-55			1949-54				
S C	1955-75	1949-54		1949-69			1949-69		
S DAK		1949-78			1949-78			1949-78	
TENN	1966-75	1949-65		1949-69			1949-69		
TEX	1949-78		1962-78	1949-61		1962-75	1949-61		
UTAH		1949-66			1949-69			1949-78	
VT		1949-57			1949-57			1949-52	
VA	1955-75	1949-54			1949-75		1949-75		
WASH		1949-68			1949-75			1949-78	
W VA		1949-75			1949-75		1949-75		
WIS		1949-78			1949-78			1949-75	
WYO		1949-75			1949-75			1949-78	

MARKETING SEASON DATES FOR CROP YEARS 1949-78, BY CROP, BY STATE

STATE	SORGHUM				HAY		
	MARKETING SEASON				MARKETING SEASON		
	JUL 1- JUN 30	AUG 1- JUL 31	SEP 1 AUG 31	OCT 1- SEP 30	APR 1- MAR 31	MAY 1- APR 30	JUN 1- MAY 31
	CROP YEARS						
ALA			1955-75	1949-54		1949-75	
ARIZ	1961-78		1958-60	1949-57	1964-78	1949-63	
ARK			1955-75	1949-54		1949-78	
CALIF			1955-78	1949-54		1949-78	
COLO				1949-75			1949-78
CONN							1949-69
DEL							1949-75
FLA						1949-69	
GA		1955-68				1949-78	
IDAHO							1949-78
ILL				1957-68			1949-78
IND				1949-68			1949-78
IOWA				1949-68			1949-78
KANS			1955-78	1949-54		1949-78	
KY				1956-68		1949-78	
LA			1949-68			1949-75	
MAINE							1949-69
MD							1949-75
MASS							1949-69
MICH							1949-78
MINN							1949-78
MISS			1955-75			1949-75	
MO			1955-78	1949-54		1949-78	
MONT							1949-78
NEBR				1949-78			1949-78
NEV						1949-78	
N H							1949-69
N J							1949-75
N MEX			1958-78	1949-57		1949-78	
N Y							1949-78
N C			1949-75			1949-75	
N DAK				1949-50			1949-78
OHIO							1949-78
OKLA		1955-78	1949-54			1949-78	
OREG							1949-78
PA							1949-78
R I							1949-69
S C			1955-68	1951-54		1949-69	
S DAK				1949-75			1949-78
TENN			1966-68	1955-65		1949-75	
TEX	1949-78					1949-78	
UTAH						1949-78	
VT							1949-69
VA			1957-68			1949-75	
WASH							1949-78
W VA							1949-75
WIS							1949-78
WYO							1949-78

CORN: PRICES RECEIVED BY FARMERS, MONTHLY AND SEASON AVERAGE,
BY STATE AND UNITED STATES, 1949-78

YEAR	JAN	FEB	MAR	APR	MAY	JUN	JUL	AUG	SEP	OCT	NOV	DEC	SEASON AVERAGE
DOLLARS PER BUSHEL													
UNITED STATES													
1949	1.250	1.120	1.180	1.220	1.220	1.210	1.250	1.180	1.160	1.090	1.020	1.130	1.240
1950	1.150	1.160	1.190	1.260	1.340	1.360	1.440	1.440	1.440	1.370	1.370	1.450	1.520
1951	1.540	1.600	1.600	1.620	1.640	1.620	1.630	1.650	1.650	1.640	1.610	1.680	1.660
1952	1.680	1.650	1.650	1.680	1.700	1.730	1.730	1.730	1.710	1.530	1.450	1.500	1.520
1953	1.480	1.430	1.460	1.460	1.490	1.460	1.470	1.480	1.500	1.340	1.330	1.410	1.480
1954	1.420	1.430	1.440	1.450	1.470	1.490	1.500	1.530	1.530	1.450	1.370	1.390	1.430
1955	1.400	1.400	1.360	1.360	1.400	1.400	1.400	1.300	1.240	1.140	1.090	1.150	1.350
1956	1.160	1.180	1.200	1.320	1.390	1.420	1.430	1.450	1.430	1.190	1.210	1.220	1.290
1957	1.230	1.190	1.200	1.210	1.230	1.220	1.230	1.230	1.150	1.060	.985	.984	1.110
1958	.931	.958	1.000	1.120	1.150	1.190	1.180	1.180	1.130	1.040	.942	1.020	1.120
1959	1.030	1.040	1.060	1.130	1.160	1.160	1.130	1.130	1.090	.991	.988	.978	1.050
1960	.999	1.010	1.020	1.060	1.080	1.090	1.090	1.070	1.060	.992	.902	.919	1.000
1961	.970	1.010	1.010	.968	1.020	1.030	1.050	1.040	1.040	1.020	.992	.994	1.100
1962	.993	.996	1.000	1.020	1.040	1.040	1.050	1.030	1.040	1.030	.987	1.040	1.120
1963	1.070	1.090	1.100	1.100	1.110	1.160	1.190	1.190	1.210	1.110	1.050	1.090	1.110
1964	1.120	1.110	1.130	1.150	1.170	1.160	1.120	1.120	1.170	1.130	1.070	1.160	1.170
1965	1.180	1.200	1.210	1.230	1.260	1.250	1.220	1.180	1.180	1.100	1.040	1.130	1.160
1966	1.190	1.200	1.170	1.190	1.210	1.200	1.270	1.340	1.350	1.290	1.260	1.290	1.240
1967	1.280	1.260	1.280	1.260	1.250	1.260	1.210	1.110	1.120	1.040	.975	1.030	1.030
1968	1.040	1.060	1.060	1.060	1.090	1.070	1.040	.986	1.010	.962	1.040	1.050	1.080
1969	1.080	1.090	1.090	1.120	1.190	1.180	1.180	1.180	1.150	1.120	1.070	1.090	1.160
1970	1.120	1.140	1.130	1.150	1.180	1.210	1.240	1.270	1.380	1.340	1.290	1.360	1.350
1971	1.420	1.430	1.430	1.410	1.380	1.430	1.360	1.190	1.110	1.000	.974	1.080	1.080
1972	1.090	1.090	1.100	1.130	1.150	1.130	1.140	1.150	1.220	1.190	1.200	1.420	1.570
1973	1.390	1.350	1.370	1.420	1.610	1.990	2.030	2.680	2.150	2.170	2.180	2.390	2.550
1974	2.590	2.760	2.680	2.410	2.450	2.570	2.910	3.370	3.300	3.450	3.320	3.270	3.020
1975	3.070	2.860	2.670	2.680	2.660	2.680	2.720	2.950	2.760	2.620	2.330	2.370	2.540
1976	2.440	2.480	2.500	2.460	2.610	2.740	2.820	2.640	2.600	2.330	2.020	2.240	2.150
1977	2.340	2.340	2.350	2.310	2.250	2.120	1.880	1.630	1.600	1.670	1.880	1.970	2.020
1978	2.000	2.030	2.150	2.240	2.290	2.280	2.160	2.010	1.980	1.970	2.020	2.090	2.250
ALABAMA													
1949	1.35	1.32	1.36	1.37	1.39	1.35	1.33	1.34	1.32	1.24	1.15	1.14	1.31
1950	1.18	1.24	1.28	1.37	1.44	1.48	1.70	1.79	1.74	1.41	1.28	1.37	1.48
1951	1.51	1.57	1.60	1.59	1.60	1.63	1.65	1.55	1.55	1.56	1.62	1.73	1.77
1952	1.82	1.88	1.87	1.90	1.92	1.93	1.98	2.05	2.11	1.92	1.83	1.87	1.89
1953	1.91	1.92	1.94	1.95	1.96	1.99	1.97	1.88	1.66	1.49	1.42	1.45	1.55
1954	1.56	1.59	1.64	1.62	1.63	1.60	1.62	1.64	1.62	1.57	1.53	1.55	1.57
1955	1.59	1.64	1.63	1.64	1.65	1.64	1.61	1.55	1.29	1.11	1.06	1.06	1.15
1956	1.05	1.17	1.18	1.24	1.26	1.33	1.29	1.27	1.25	1.18	1.16	1.17	1.21
1957	1.21	1.29	1.32	1.34	1.35	1.35	1.33	1.33	1.23	1.17	1.14	1.19	1.24
1958	1.26	1.31	1.36	1.37	1.38	1.43	1.43	1.46	1.30	1.16	1.09	1.15	1.19
1959	1.19	1.22	1.27	1.27	1.27	1.26	1.27	1.24	1.18	1.06	1.06	1.08	1.13
1960	1.12	1.16	1.22	1.24	1.27	1.29	1.28	1.28	1.17	1.10	1.08	1.10	1.13
1961	1.14	1.19	1.23	1.20	1.20	1.27	1.26	1.24	1.16	1.09	1.11	1.13	1.14
1962	1.17	1.20	1.22	1.24	1.25	1.24	1.24	1.23	1.20	1.17	1.20	1.21	1.23
1963	1.25	1.31	1.36	1.36	1.36	1.36	1.37	1.36	1.24	1.19	1.20	1.21	1.23
1964	1.26	1.27	1.28	1.29	1.31	1.34	1.32	1.30	1.26	1.22	1.20	1.26	1.24
1965	1.27	1.32	1.34	1.35	1.37	1.39	1.38	1.39	1.27	1.21	1.16	1.18	1.24
1966	1.26	1.34	1.37	1.37	1.34	1.38	1.37	1.38	1.44	1.45	1.46	1.46	1.46
1967	1.51	1.50	1.51	1.50	1.48	1.49	1.47	1.43	1.27	1.09	1.09	1.14	1.16
1968	1.20	1.25	1.25	1.25	1.26	1.26	1.25	1.20	1.14	1.12	1.17	1.23	1.18
1969	1.28	1.30	1.30	1.32	1.36	1.38	1.41	1.40	1.35	1.33	1.33	1.35	1.36
1970	1.40	1.44	1.42	1.43	1.43	1.45	1.47	1.47	1.60	1.56	1.56	1.60	1.58
1971	1.65	1.65	1.65	1.65	1.65	1.65	1.65	1.45	1.30	1.10	1.05	1.15	1.17
1972	1.25	1.30	1.30	1.30	1.30	1.30	1.30	1.30	1.35	1.35	1.35	1.55	1.50
1973	1.65	1.70	1.70	1.75	1.86	2.34	2.34	3.00	2.51	2.41	2.45	2.67	2.57
1974	2.83	3.03	3.04	2.80	2.60	2.75	3.00	3.50	3.40	3.45	3.50	3.50	3.36
1975	3.35	3.20	2.95	3.00	2.90	2.85	2.95	3.15	2.90	2.80	2.60	2.60	2.77
1976	2.70	2.70	2.70	2.67	2.81								2.45
1977													2.10
1978													2.35

CORN: PRICES RECEIVED BY FARMERS, MONTHLY AND SEASON AVERAGE,
BY STATE AND UNITED STATES, 1949-78

YEAR	JAN	FEB	MAR	APR	MAY	JUN	JUL	AUG	SEP	OCT	NOV	DEC	SEASON AVERAGE
DOLLARS PER BUSHEL													
ARIZONA													
1949	2.15	2.00	2.10	2.15	2.10	2.15	2.25	2.10	2.00	1.90	1.80	1.80	1.87
1950	1.90	1.95	1.80	1.80	2.00	2.00	2.00	2.00	2.00	2.00	2.10	1.95	2.04
1951	2.00	2.10	2.10	2.10	2.10	2.10	2.10	2.10	2.10	2.15	2.25	2.40	2.39
1952	2.40	2.40	2.40	2.45	2.45	2.45	2.40	2.30	2.20	2.20	2.00	2.00	2.01
1953	2.00	2.00	2.00	2.00	2.00	2.00	2.05	2.05	2.05	1.95	1.95	2.00	1.97
1954	1.95	1.95	1.95	2.00	2.00	2.00	1.90	1.90	1.90	1.90	1.90	1.90	1.90
1955	1.90	1.95	1.90	1.90	1.90	1.90	1.90	1.80	1.65	1.60	1.50	1.50	1.58
1956	1.55	1.55	1.55	1.70	1.75	1.75	1.90	1.90	1.85	1.75	1.80	1.80	1.76
1957	1.80	1.80	1.85	1.80	1.85	1.85	1.75	1.75	1.65	1.65	1.60	1.60	1.62
1958	1.60	1.60	1.60	1.70	1.70	1.65	1.65	1.60	1.60	1.55	1.40	1.45	1.46
1959	1.45	1.40	1.45	1.45	1.45	1.50	1.50	1.50	1.50	1.50	1.55	1.50	1.52
1960	1.55	1.55	1.50	1.50	1.50	1.55	1.55	1.55	1.50	1.45	1.45	1.55	1.49
1961	1.50	1.50	1.50	1.50	1.45	1.50	1.55	1.50	1.50	1.50	1.55	1.50	1.50
1962	1.45	1.50	1.55	1.50	1.45	1.50	1.50	1.50	1.50	1.45	1.45	1.45	1.49
1963	1.50	1.55	1.60	1.55	1.55	1.55	1.60	1.60	1.65	1.60	1.60	1.60	1.58
1964	1.55	1.50	1.55	1.55	1.60	1.55	1.55	1.60	1.60	1.60	1.60	1.60	1.60
1965	1.60	1.55	1.60	1.60	1.65	1.60	1.60	1.50	1.50	1.45	1.45	1.55	1.53
1966	1.60	1.60	1.60	1.60	1.60	1.60	1.60	1.60	1.60	1.60	1.60	1.60	1.58
1967	1.55	1.50	1.55	1.45	1.50				1.45	1.35	1.25	1.30	1.35
1968	1.35	1.40	1.45	1.45	1.45	1.45	1.45	1.45	1.45	1.45	1.50	1.45	1.48
1969	1.45	1.45	1.50	1.55	1.55	1.55	1.50	1.55	1.55				1.47
1970													1.68
1971													1.29
1972													1.70
1973													2.80
1974													3.70
1975													3.20
1976													2.60
1977													2.20
1978													2.50
ARKANSAS													
1949	1.37	1.34	1.36	1.35	1.34	1.34	1.32	1.29	1.20	1.16	1.13	1.16	1.24
1950	1.18	1.22	1.29	1.37	1.42	1.44	1.49	1.48	1.38	1.32	1.27	1.33	1.42
1951	1.38	1.46	1.52	1.55	1.60	1.58	1.58	1.57	1.56	1.51	1.51	1.66	1.70
1952	1.76	1.82	1.85	1.87	1.85	1.85	1.93	1.91	1.85	1.74	1.69	1.72	1.73
1953	1.75	1.76	1.76	1.78	1.76	1.69	1.71	1.62	1.57	1.47	1.44	1.47	1.48
1954	1.49	1.49	1.49	1.52	1.50	1.52	1.50	1.51	1.50	1.50	1.48	1.50	1.48
1955	1.48	1.48	1.50	1.50	1.50	1.49	1.47	1.42	1.20	1.13	1.07	1.06	1.13
1956	1.06	1.08	1.12	1.16	1.20	1.23	1.24	1.27	1.20	1.16	1.17	1.20	1.23
1957	1.24	1.26	1.30	1.32	1.32	1.32	1.34	1.31	1.25	1.17	1.13	1.16	1.19
1958	1.18	1.18	1.23	1.24	1.28	1.30	1.29	1.28	1.20	1.11	1.09	1.14	1.15
1959	1.15	1.15	1.17	1.20	1.22	1.23	1.24	1.21	1.12	1.07	1.08	1.07	1.10
1960	1.08	1.11	1.14	1.17	1.18	1.20	1.20	1.18	1.11	1.06	1.05	1.10	1.10
1961	1.11	1.16	1.17	1.18	1.19	1.20	1.20	1.19	1.18	1.12	1.12	1.15	1.15
1962	1.17	1.19	1.19	1.18	1.20	1.20	1.22	1.20	1.16	1.16	1.15	1.19	1.19
1963	1.22	1.23	1.23	1.23	1.25	1.27	1.30	1.24	1.22	1.21	1.26	1.27	1.25
1964	1.29	1.28	1.29	1.29	1.26	1.25	1.26	1.25	1.23	1.21	1.23	1.25	1.24
1965	1.28	1.27	1.26	1.27	1.29	1.28	1.28	1.29	1.25	1.24	1.25	1.27	1.27
1966	1.28	1.27	1.31	1.30	1.32	1.29	1.33	1.38	1.33	1.31	1.36	1.36	1.35
1967	1.38	1.36	1.37	1.37	1.39	1.39	1.34	1.31	1.29	1.24	1.19	1.25	1.25
1968	1.25	1.27	1.29	1.30	1.30	1.27	1.28	1.19	1.16	1.16	1.20	1.23	1.21
1969	1.24	1.22	1.25	1.27	1.30	1.29	1.27	1.27	1.22	1.24	1.22	1.28	1.26
1970	1.28	1.29	1.28	1.29	1.30	1.35	1.34	1.40	1.48	1.42	1.40	1.47	1.45
1971	1.47	1.47	1.47	1.50	1.54	1.56	1.53	1.33	1.27	1.24	1.20	1.30	1.26
1972	1.31	1.31	1.32	1.29	1.28	1.29	1.30	1.34	1.33	1.38	1.35	1.53	1.49
1973	1.50	1.58	1.59	1.57	1.77	2.17	2.10	2.80	2.33	2.40	2.30	2.57	2.50
1974	2.64	2.84	2.91	2.70	2.62	2.60	2.94	3.34	3.40	3.54	3.57	3.41	3.34
1975	3.25	3.08	2.83	2.80	2.81	2.73	2.71	2.89	2.81	2.81	2.58	2.50	2.65
1976	2.56	2.59	2.55	2.48	2.58								2.50
1977													2.15
1978													2.40

CORN: PRICES RECEIVED BY FARMERS, MONTHLY AND SEASON AVERAGE,
BY STATE AND UNITED STATES, 1949-78

YEAR	JAN	FEB	MAR	APR	MAY	JUN	JUL	AUG	SEP	OCT	NOV	DEC	SEASON AVERAGE
DOLLARS PER BUSHEL													
CALIFORNIA													
1949	1.75	1.60	1.60	1.69	1.63	1.65	1.70	1.55	1.58	1.54	1.50	1.52	1.54
1950	1.53	1.55	1.60	1.75	1.75	1.75	1.85	1.80	1.75	1.75	1.80	1.90	1.87
1951	1.95	2.00	1.95	2.00	2.05	2.05	2.05	2.05	2.05	2.05	2.15	2.25	2.17
1952	2.20	2.10	2.15	2.15	2.20	2.20	2.20	2.20	2.20	2.05	1.95	1.95	1.95
1953	1.95	1.85	1.90	1.90	1.95	1.90	1.95	1.95	1.95	1.80	1.80	1.85	1.84
1954	1.85	1.85	1.90	1.90	1.90	1.95	1.90	1.85	1.90	1.85	1.85	1.85	1.84
1955	1.85	1.85	1.80	1.80	1.90	1.90	1.93	1.76	1.51	1.51	1.52	1.59	1.57
1956	1.60	1.61	1.67	1.80	1.86	1.90	1.87	1.75	1.76	1.65	1.67	1.68	1.64
1957	1.71	1.65	1.66	1.56	1.53	1.54	1.56	1.44	1.33	1.34	1.37	1.38	1.39
1958	1.35	1.36	1.43	1.49	1.52	1.56	1.60	1.58	1.40	1.37	1.37	1.45	1.42
1959	1.46	1.41	1.42	1.44	1.49	1.53	1.53	1.46	1.36	1.33	1.39	1.40	1.40
1960	1.41	1.43	1.43	1.45	1.44	1.46	1.50	1.46	1.39	1.34	1.34	1.38	1.38
1961	1.42	1.42	1.43	1.37	1.39	1.44	1.44	1.41	1.36	1.33	1.36	1.36	1.35
1962	1.36	1.34	1.36	1.38	1.36	1.38	1.39	1.36	1.35	1.34	1.37	1.41	1.39
1963	1.46	1.45	1.48	1.44	1.43	1.44	1.48	1.48	1.44	1.45	1.44	1.46	1.46
1964	1.48	1.47	1.49	1.50	1.53	1.53	1.51	1.46	1.46	1.43	1.47	1.53	1.48
1965	1.53	1.53	1.52	1.55	1.52	1.55	1.53	1.46	1.46	1.40	1.39	1.46	1.44
1966	1.51	1.52	1.48	1.48	1.46	1.50	1.52	1.50	1.50	1.48	1.53	1.59	1.51
1967	1.58	1.52	1.53	1.51	1.50	1.51	1.49	1.42	1.29	1.28	1.28	1.35	1.32
1968	1.34	1.39	1.39	1.41	1.44	1.44	1.43	1.35	1.30	1.31	1.36	1.38	1.36
1969	1.40	1.42	1.43	1.46	1.47	1.47	1.48	1.46	1.39	1.40	1.43	1.46	1.44
1970	1.49	1.47	1.47	1.47	1.47	1.50	1.51	1.49	1.55	1.56	1.57	1.60	1.60
1971	1.66	1.66	1.66	1.70	1.72	1.72	1.73	1.61	1.44	1.41	1.45	1.55	1.50
1972	1.57	1.61	1.59	1.62	1.65	1.63	1.60	1.60	1.63	1.66	1.72	1.97	1.85
1973	2.03	2.06	2.05	2.01	2.08	2.32	2.30	3.22	2.85	2.97	3.95	3.02	3.11
1974	3.14	3.29	3.42	3.03	2.89	3.00	3.35	3.98	3.82	3.90	3.98	3.85	3.72
1975	3.66	3.33	3.15	3.18	3.26	3.33	3.35	3.73	3.34	3.16	3.04	3.03	3.16
1976	3.11	3.13	3.09	3.05	3.18								2.74
1977													2.40
1978													2.88
COLORADO													
1949	1.37	1.28	1.30	1.33	1.29	1.32	1.38	1.30	1.31	1.26	1.19	1.12	1.27
1950	1.14	1.18	1.21	1.31	1.41	1.44	1.51	1.49	1.49	1.46	1.49	1.51	1.60
1951	1.56	1.60	1.60	1.62	1.69	1.69	1.70	1.72	1.72	1.76	1.82	1.88	1.84
1952	1.88	1.80	1.78	1.79	1.79	1.83	1.84	1.87	1.89	1.75	1.65	1.65	1.63
1953	1.64	1.52	1.59	1.59	1.62	1.62	1.63	1.65	1.66	1.57	1.52	1.54	1.56
1954	1.53	1.53	1.53	1.58	1.59	1.62	1.63	1.64	1.69	1.65	1.58	1.57	1.58
1955	1.55	1.54	1.52	1.54	1.59	1.65	1.65	1.61	1.59	1.52	1.40	1.38	1.42
1956	1.37	1.36	1.37	1.44	1.54	1.54	1.63	1.65	1.62	1.53	1.48	1.44	1.43
1957	1.46	1.40	1.39	1.40	1.42	1.41	1.43	1.41	1.26	1.24	1.21	1.11	1.13
1958	1.01	1.00	1.01	1.07	1.08	1.17	1.20	1.20	1.21	1.10	1.02	1.04	1.08
1959	1.03	1.04	1.06	1.10	1.15	1.20	1.20	1.22	1.21	1.20	1.09	1.09	1.12
1960	1.10	1.12	1.12	1.12	1.11	1.16	1.15	1.18	1.18	1.10	1.07	1.04	1.08
1961	1.07	1.05	1.06	1.05	1.08	1.11	1.15	1.16	1.16	1.18	1.12	1.12	1.15
1962	1.11	1.10	1.11	1.12	1.14	1.16	1.20	1.20	1.19	1.20	1.15	1.17	1.20
1963	1.20	1.20	1.20	1.20	1.22	1.25	1.30	1.29	1.28	1.22	1.16	1.18	1.21
1964	1.21	1.20	1.21	1.23	1.25	1.25	1.24	1.26	1.27	1.24	1.22	1.28	1.26
1965	1.30	1.31	1.32	1.31	1.32	1.31	1.30	1.28	1.26	1.28	1.19	1.19	1.26
1966	1.24	1.24	1.30	1.33	1.37	1.33	1.43	1.40	1.40	1.35	1.32	1.32	1.32
1967	1.32	1.32	1.32	1.32	1.32	1.33	1.32	1.30	1.25	1.18	1.14	1.15	1.15
1968	1.15	1.14	1.15	1.18	1.15	1.18	1.18	1.14	1.12	1.11	1.12	1.12	1.15
1969	1.14	1.17	1.19	1.21	1.23	1.25	1.24	1.22	1.17	1.16	1.17	1.16	1.18
1970	1.16	1.18	1.15	1.18	1.17	1.17	1.23	1.27	1.31	1.29	1.26	1.28	1.32
1971	1.32	1.35	1.34	1.36	1.38	1.40	1.43	1.38	1.27	1.14	1.13	1.16	1.19
1972	1.20	1.24	1.21	1.22	1.24	1.27	1.30	1.30	1.34	1.32	1.38	1.55	1.61
1973	1.53	1.51	1.54	1.51	1.62	1.86	1.99	2.82	2.64	2.54	2.45	2.45	2.54
1974	2.50	2.61	2.62	2.41	2.38	2.44	2.68	3.29	3.45	3.35	3.26	3.20	3.02
1975	3.08	2.84	2.53	2.68	2.77	2.77	2.83	3.05	2.93	2.81	2.58	2.58	2.62
1976	2.57	2.54	2.55	2.50	2.52	2.67	2.85	2.75	2.75	2.45	2.07	2.14	2.13
1977	2.19	2.20	2.22	2.21	2.07	2.13	1.96	1.80	1.66	1.68	1.75	1.88	1.94
1978	1.85	1.92	2.06	2.17	2.20	2.37	2.50	2.14	2.17	2.12	2.17	2.19	2.26

CORN: PRICES RECEIVED BY FARMERS, MONTHLY AND SEASON AVERAGE,
BY STATE AND UNITED STATES, 1949-78

YEAR	JAN	FEB	MAR	APR	MAY	JUN	JUL	AUG	SEP	OCT	NOV	DEC	SEASON AVERAGE
DOLLARS PER BUSHEL													
CONNECTICUT													
1949	1.70	1.55	1.55	1.65	1.65	1.65	1.70	1.55	1.60	1.50	1.45	1.50	1.56
1950	1.50	1.50	1.55	1.60	1.65	1.65	1.75	1.75	1.75	1.75	1.80	1.85	1.91
1951	1.95	2.00	2.00	2.00	2.00	1.95	2.00	2.00	2.00	2.05	2.10	2.20	2.11
1952	2.20	2.10	2.10	2.10	2.10	2.10	2.05	2.05	2.05	1.95	1.85	1.90	1.88
1953	1.90	1.85	1.85	1.85	1.90	1.85	1.85	1.90	1.90	1.80	1.75	1.85	1.85
1954	1.85	1.85	1.85	1.85	1.90	1.90	1.90	1.95	1.95	1.95	1.80	1.75	1.76
1955	1.80	1.80	1.75	1.75	1.75	1.70	1.70	1.60	1.60	1.50	1.45	1.50	1.62
1956	1.50	1.55	1.60	1.70	1.75	1.85	1.85	1.95	1.95	1.65	1.65	1.65	1.65
1957	1.65	1.60	1.60	1.65	1.65	1.60	1.60	1.60	1.60	1.55	1.55	1.55	1.60
1958													1.55
1959													1.50
1960													1.45
1961													1.45
1962													1.55
1963													1.60
1964													1.65
1965													1.70
1966													1.75
1967													
1968													
1969													
1970													
1971													
1972													
1973													
1974													
1975													
1976													
1977													
1978													
DELAWARE													
1949	1.37	1.28	1.32	1.33	1.35	1.35	1.39	1.39	1.39	1.10	1.03	1.19	1.38
1950	1.32	1.33	1.38	1.42	1.52	1.59	1.62	1.68	1.69	1.30	1.30	1.50	1.69
1951	1.78	1.80	1.80	1.78	1.82	1.82	1.83	1.85	1.85	1.51	1.60	1.82	1.82
1952	1.92	1.90	1.87	1.86	1.85	1.88	1.90	1.91	1.87	1.45	1.41	1.54	1.55
1953	1.62	1.59	1.64	1.67	1.69	1.70	1.70	1.75	1.62	1.30	1.30	1.51	1.53
1954	1.63	1.65	1.65	1.66	1.70	1.72	1.76	1.77	1.73	1.38	1.44	1.48	1.47
1955	1.56	1.62	1.57	1.55	1.54	1.52	1.52	1.49	1.27	1.10	1.10	1.19	1.31
1956	1.33	1.37	1.40	1.47	1.65	1.69	1.68	1.71	1.59	1.19	1.20	1.29	1.32
1957	1.38	1.40	1.40	1.40	1.40	1.39	1.39	1.43	1.39	1.30	1.28	1.33	1.40
1958	1.34	1.36	1.39	1.44	1.50	1.54	1.54	1.51	1.42	1.20	1.10	1.25	1.31
1959	1.28	1.31	1.33	1.40	1.44	1.44	1.44	1.44	1.20	1.02	1.15	1.21	1.26
1960	1.25	1.29	1.31	1.35	1.40	1.38	1.37	1.38	1.24	1.10	1.12	1.12	1.21
1961	1.21	1.28	1.32	1.27	1.28	1.28	1.28	1.27	1.20	1.13	1.17	1.26	1.28
1962	1.29	1.31	1.32	1.35	1.38	1.38	1.38	1.37	1.24	1.20	1.19	1.26	1.32
1963	1.33	1.37	1.38	1.40	1.41	1.42	1.44	1.44	1.33	1.28	1.26	1.32	1.32
1964	1.33	1.36	1.37	1.38	1.39	1.39	1.37	1.34	1.26	1.18	1.20	1.28	1.28
1965	1.34	1.38	1.40	1.42	1.44	1.45	1.45	1.42	1.22	1.08	1.13	1.27	1.24
1966	1.33	1.38	1.38	1.38	1.39	1.41	1.42	1.46	1.47	1.41	1.45	1.48	1.45
1967	1.49	1.49	1.49	1.49	1.43	1.47	1.45	1.30	1.17	1.05	1.06	1.08	1.10
1968	1.12	1.15	1.14	1.14	1.10	1.10	1.09	1.08	1.05	1.03	1.10	1.19	1.14
1969	1.25	1.28	1.28	1.31	1.36	1.41	1.41	1.37	1.24	1.15	1.20	1.30	1.25
1970	1.36	1.38	1.37	1.36	1.38	1.39	1.44	1.43	1.39	1.43	1.48	1.51	1.48
1971	1.58	1.60	1.57	1.61	1.59	1.61	1.61	1.45	1.23	1.10	1.14	1.16	1.17
1972	1.20	1.27	1.28	1.31	1.32	1.34	1.35	1.34	1.32	1.30	1.38	1.58	1.50
1973	1.71	1.70	1.77	1.74	1.85	2.34	2.32	2.83	2.21	2.36	2.32	2.61	2.46
1974	2.82	2.98	3.02	2.68	2.65	2.81	3.05	3.46	3.36	3.53	3.33	3.29	3.31
1975	3.26	2.96	2.74	2.80	2.68	2.70	2.69	2.82	2.80	2.70	2.43	2.45	2.61
1976	2.50	2.56	2.60	2.57	2.69								2.50
1977													2.12
1978													2.33

CORN: PRICES RECEIVED BY FARMERS, MONTHLY AND SEASON AVERAGE,
BY STATE AND UNITED STATES, 1949-78

YEAR	JAN	FEB	MAR	APR	MAY	JUN	JUL	AUG	SEP	OCT	NOV	DEC	SEASON AVERAGE
DOLLARS PER BUSHEL													
FLORIDA													
1949	1.70	1.65	1.65	1.70	1.75	1.65	1.75	1.50	1.40	1.30	1.20	1.30	1.31
1950	1.35	1.35	1.40	1.40	1.50	1.45	1.50	1.55	1.50	1.45	1.30	1.45	1.49
1951	1.53	1.66	1.72	1.76	1.80	1.85	1.84	1.76	1.70	1.55	1.55	1.56	1.61
1952	1.65	1.65	1.70	1.70	1.76	1.76	1.84	1.91	1.81	1.76	1.72	1.73	1.76
1953	1.73	1.76	1.79	1.86	1.83	1.80	1.85	1.86	1.65	1.50	1.35	1.35	1.49
1954	1.45	1.55	1.65	1.75	1.75	1.80	1.75	1.60	1.55	1.50	1.45	1.50	1.51
1955	1.50	1.55	1.60	1.60	1.65	1.64	1.70	1.50	1.20	1.05	1.05	1.12	1.12
1956	1.10	1.15	1.20	1.25	1.30	1.40	1.40	1.30	1.15	1.10	1.10	1.15	1.17
1957	1.20	1.30	1.30	1.30	1.35	1.35	1.35	1.25	1.20	1.15	1.18	1.19	1.23
1958	1.24	1.24	1.34	1.45	1.40	1.50	1.50	1.45	1.25	1.15	1.18	1.20	1.21
1959	1.24	1.30	1.25	1.25	1.25	1.25	1.30	1.25	1.15	1.05	1.10	1.14	1.15
1960	1.19	1.25	1.31	1.29	1.34	1.38	1.36	1.31	1.15	1.15	1.14	1.11	1.12
1961	1.06	1.00	1.10	1.13	1.19	1.20	1.15	1.17	1.05	1.05	1.01	.99	1.07
1962	1.05	1.15	1.15	1.15	1.18	1.19	1.22	1.17	1.06	1.11	1.13	1.20	1.19
1963	1.20	1.35	1.31	1.35	1.35	1.35	1.32	1.35	1.10	1.14	1.15	1.14	1.16
1964	1.23	1.18	1.15	1.20	1.20	1.20	1.26	1.22	1.20	1.20	1.20	1.19	1.23
1965	1.21	1.30	1.30	1.30	1.30	1.35	1.30	1.35	1.20	1.15	1.20	1.15	1.20
1966	1.20	1.25	1.30	1.30	1.30	1.30	1.30	1.30	1.30	1.35	1.35	1.35	1.36
1967	1.40	1.40	1.45	1.50	1.45	1.45	1.45	1.25	1.05	1.05	1.05	1.10	1.10
1968	1.15	1.20	1.20	1.25	1.25	1.25	1.25	1.15	1.10	1.15	1.15	1.15	1.19
1969	1.20	1.30	1.25	1.30	1.35	1.35	1.40	1.35					1.28
1970													1.55
1971													1.07
1972													1.39
1973													2.55
1974													3.30
1975													2.70
1976													2.60
1977													1.60
1978													2.10
GEORGIA													
1949	1.40	1.38	1.45	1.45	1.45	1.44	1.44	1.43	1.27	1.17	1.07	1.08	1.27
1950	1.13	1.18	1.27	1.31	1.42	1.52	1.61	1.70	1.63	1.46	1.37	1.40	1.52
1951	1.52	1.62	1.67	1.73	1.74	1.72	1.68	1.63	1.59	1.56	1.58	1.69	1.72
1952	1.73	1.78	1.82	1.85	1.90	1.90	1.90	1.97	1.97	1.76	1.80	1.80	1.82
1953	1.83	1.89	1.87	1.92	1.93	1.90	1.90	1.77	1.63	1.44	1.36	1.36	1.48
1954	1.46	1.54	1.59	1.63	1.62	1.61	1.64	1.65	1.64	1.58	1.56	1.57	1.61
1955	1.63	1.68	1.71	1.68	1.73	1.71	1.70	1.58	1.30	1.13	1.03	1.03	1.16
1956	1.07	1.15	1.19	1.26	1.32	1.37	1.38	1.33	1.25	1.15	1.15	1.20	1.24
1957	1.24	1.30	1.32	1.34	1.37	1.37	1.38	1.36	1.25	1.18	1.13	1.20	1.29
1958	1.27	1.38	1.43	1.49	1.50	1.55	1.54	1.52	1.24	1.15	1.17	1.19	1.23
1959	1.24	1.28	1.30	1.30	1.34	1.34	1.32	1.28	1.17	1.07	1.09	1.11	1.14
1960	1.12	1.18	1.22	1.29	1.35	1.36	1.37	1.34	1.20	1.10	1.10	1.10	1.16
1961	1.13	1.21	1.26	1.25	1.26	1.27	1.26	1.24	1.19	1.09	1.10	1.17	1.16
1962	1.21	1.23	1.26	1.26	1.28	1.30	1.30	1.28	1.19	1.20	1.26	1.28	1.29
1963	1.31	1.38	1.41	1.42	1.41	1.41	1.44	1.41	1.22	1.22	1.21	1.22	1.23
1964	1.24	1.27	1.29	1.30	1.31	1.33	1.32	1.29	1.25	1.21	1.24	1.26	1.26
1965	1.28	1.31	1.35	1.40	1.40	1.45	1.45	1.45	1.25	1.18	1.18	1.22	1.25
1966	1.28	1.33	1.37	1.36	1.38	1.39	1.40	1.42	1.43	1.44	1.47	1.48	1.46
1967	1.50	1.51	1.52	1.51	1.48	1.48	1.45	1.35	1.10	1.05	1.05	1.10	1.11
1968	1.16	1.24	1.24	1.27	1.27	1.25	1.22	1.17	1.07	1.10	1.15	1.20	1.17
1969	1.25	1.27	1.29	1.30	1.35	1.40	1.40	1.40	1.30	1.30	1.35	1.40	1.37
1970	1.40	1.40	1.43	1.45	1.45	1.45	1.48	1.49	1.59	1.61	1.57	1.62	1.61
1971	1.64	1.68	1.65	1.66	1.67	1.72	1.65	1.50	1.25	1.05	1.09	1.16	1.18
1972	1.23	1.26	1.30	1.31	1.32	1.34	1.32	1.30	1.28	1.32	1.35	1.55	1.59
1973	1.65	1.71	1.76	1.76	1.90	2.30	2.39	2.90	2.40	2.39	2.36	2.55	2.74
1974	2.76	2.95	3.00	2.80	2.78	2.80	3.06	3.45	3.27	3.55	3.28	3.30	3.19
1975	3.25	3.02	2.88	2.93	2.85	2.95	2.89	2.94	2.74	2.73	2.45	2.52	2.69
1976	2.59	2.63	2.69	2.68	2.75	2.93	3.00	2.57	2.59	2.40	2.11	2.36	2.31
1977	2.42	2.57	2.60	2.54	2.47	2.45	2.00	1.72	1.61	1.73	2.25	2.29	2.07
1978	1.98	2.20	2.30	2.38	2.59	2.50	2.25	2.20	2.14	2.28	2.48	2.52	2.46

CORN: PRICES RECEIVED BY FARMERS, MONTHLY AND SEASON AVERAGE,
BY STATE AND UNITED STATES, 1949-78

YEAR	JAN	FEB	MAR	APR	MAY	JUN	JUL	AUG	SEP	OCT	NOV	DEC	SEASON AVERAGE
DOLLARS PER BUSHEL													
IDAHO													
1949	1.55	1.50	1.55	1.55	1.50	1.60	1.70	1.60	1.60	1.55	1.42	1.44	1.46
1950	1.42	1.50	1.48	1.48	1.48	1.50	1.60	1.70	1.70	1.47	1.60	1.60	1.59
1951	1.60	1.75	1.70	1.65	1.70	1.75	1.85	1.85	1.85	1.85	1.85	1.95	1.90
1952	1.90	1.90	1.95	1.90	1.95	2.00	2.00	2.10	2.10	2.00	1.85	1.85	1.85
1953	1.80	1.75	1.80	1.80	1.80	1.75	1.75	1.70	1.65	1.55	1.55	1.60	1.58
1954	1.60	1.60	1.60	1.65	1.60	1.60	1.60	1.70	1.75	1.75	1.65	1.70	1.70
1955	1.70	1.70	1.70	1.70	1.75	1.75	1.75	1.75	1.70	1.70	1.70	1.65	1.64
1956	1.55	1.55	1.55	1.65	1.60	1.65	1.65	1.65	1.65	1.65	1.50	1.55	1.55
1957	1.55	1.55	1.70	1.65	1.55	1.45	1.55	1.60	1.54	1.54	1.46	1.45	1.43
1958	1.40	1.35	1.35	1.40	1.40	1.35	1.35	1.35	1.35	1.30	1.25	1.20	1.28
1959	1.25	1.25	1.30	1.35	1.35	1.40	1.40	1.45	1.40	1.40	1.30	1.25	1.31
1960	1.30	1.35	1.35	1.34	1.35	1.36	1.30	1.35	1.36	1.32	1.32	1.32	1.30
1961	1.28	1.26	1.26	1.26	1.30	1.30	1.30	1.31	1.32	1.34	1.32	1.34	1.35
1962	1.36	1.34	1.33	1.36	1.38	1.39	1.40	1.38	1.38	1.42	1.35	1.33	1.35
1963	1.33	1.35	1.34	1.34	1.34	1.35	1.41	1.40	1.35	1.34	1.34	1.33	1.34
1964	1.35	1.35	1.34	1.34	1.35	1.35	1.30	1.30	1.35	1.35	1.34	1.36	1.35
1965	1.37	1.36	1.40	1.40	1.40	1.38	1.37	1.40	1.40	1.38	1.40	1.35	1.36
1966	1.35	1.36	1.34	1.33	1.34	1.34	1.33	1.34	1.38	1.34	1.34	1.38	1.37
1967	1.38	1.39	1.40	1.40	1.42	1.38	1.38	1.36	1.32	1.32	1.30	1.30	1.30
1968	1.30	1.30	1.30	1.29	1.27	1.30	1.27	1.24	1.13	1.13	1.23	1.23	1.24
1969	1.25	1.27	1.27	1.27	1.30	1.30	1.30	1.30	1.25				1.33
1970													1.47
1971													1.33
1972													1.61
1973													2.65
1974													3.50
1975													2.80
1976													2.30
1977													2.25
1978													2.35
ILLINOIS													
1949	1.26	1.12	1.18	1.22	1.23	1.21	1.25	1.14	1.15	1.06	.99	1.18	1.25
1950	1.18	1.18	1.20	1.27	1.35	1.35	1.42	1.42	1.43	1.39	1.44	1.53	1.59
1951	1.60	1.66	1.64	1.67	1.67	1.64	1.65	1.67	1.69	1.67	1.67	1.77	1.70
1952	1.76	1.69	1.68	1.69	1.71	1.73	1.71	1.69	1.67	1.50	1.45	1.52	1.52
1953	1.48	1.41	1.46	1.46	1.48	1.45	1.46	1.48	1.52	1.32	1.34	1.45	1.49
1954	1.43	1.44	1.44	1.44	1.48	1.49	1.52	1.57	1.55	1.42	1.38	1.41	1.44
1955	1.43	1.41	1.37	1.36	1.38	1.38	1.38	1.21	1.17	1.09	1.02	1.14	1.38
1956	1.14	1.16	1.19	1.32	1.41	1.44	1.45	1.46	1.45	1.12	1.22	1.23	1.31
1957	1.22	1.16	1.18	1.18	1.20	1.20	1.21	1.22	1.13	1.04	.98	1.01	1.15
1958	.97	.98	1.04	1.18	1.20	1.23	1.23	1.24	1.15	1.02	.94	1.04	1.13
1959	1.05	1.06	1.08	1.17	1.18	1.19	1.17	1.17	1.09	.96	1.00	.99	1.06
1960	1.03	1.04	1.04	1.09	1.11	1.11	1.11	1.09	1.06	.97	.86	.92	1.00
1961	.99	1.03	1.04	.98	1.04	1.04	1.06	1.04	1.02	1.00	.98	.99	1.10
1962	.99	.99	1.01	1.02	1.05	1.05	1.04	1.01	1.00	.98	.97	1.04	1.12
1963	1.08	1.10	1.10	1.10	1.13	1.20	1.22	1.21	1.23	1.08	1.05	1.12	1.12
1964	1.15	1.12	1.14	1.16	1.18	1.17	1.14	1.14	1.17	1.10	1.06	1.16	1.17
1965	1.18	1.20	1.22	1.24	1.28	1.28	1.24	1.20	1.18	1.05	1.03	1.14	1.16
1966	1.21	1.22	1.18	1.20	1.21	1.21	1.31	1.39	1.36	1.26	1.24	1.30	1.25
1967	1.30	1.29	1.31	1.27	1.28	1.27	1.22	1.11	1.09	1.01	.95	1.05	1.02
1968	1.05	1.06	1.05	1.03	1.06	1.05	1.03	.96	.96	.90	1.05	1.06	1.10
1969	1.08	1.09	1.08	1.12	1.22	1.21	1.22	1.22	1.14	1.09	1.07	1.11	1.18
1970	1.15	1.16	1.15	1.17	1.22	1.27	1.32	1.34	1.42	1.32	1.32	1.42	1.37
1971	1.48	1.48	1.47	1.45	1.41	1.50	1.41	1.18	1.02	.93	.97	1.09	1.09
1972	1.09	1.09	1.11	1.14	1.16	1.14	1.17	1.17	1.25	1.17	1.21	1.47	1.59
1973	1.43	1.41	1.41	1.48	1.75	2.13	2.25	2.90	2.21	2.16	2.25	2.49	2.64
1974	2.69	2.90	2.75	2.48	2.52	2.67	3.04	3.44	3.32	3.54	3.34	3.33	3.02
1975	3.10	2.91	2.75	2.71	2.66	2.72	2.74	2.98	2.76	2.57	2.34	2.37	2.56
1976	2.48	2.54	2.56	2.51	2.69	2.81	2.88	2.64	2.65	2.34	2.03	2.29	2.14
1977	2.40	2.40	2.38	2.36	2.32	2.15	1.93	1.69	1.60	1.71	1.92	2.04	2.09
1978	2.06	2.08	2.13	2.23	2.30	2.32	2.18	2.05	1.99	2.00	2.03	2.16	2.30

CORN: PRICES RECEIVED BY FARMERS, MONTHLY AND SEASON AVERAGE,
BY STATE AND UNITED STATES, 1949-78

YEAR	JAN	FEB	MAR	APR	MAY	JUN	JUL	AUG	SEP	OCT	NOV	DEC	SEASON AVERAGE
DOLLARS PER BUSHEL													
INDIANA													
1949	1.23	1.07	1.14	1.18	1.20	1.19	1.23	1.15	1.16	1.08	.97	1.15	1.20
1950	1.17	1.17	1.20	1.28	1.34	1.34	1.44	1.42	1.45	1.43	1.40	1.55	1.59
1951	1.62	1.66	1.65	1.65	1.66	1.63	1.66	1.68	1.71	1.67	1.61	1.74	1.68
1952	1.75	1.70	1.66	1.68	1.68	1.71	1.69	1.71	1.67	1.53	1.40	1.49	1.50
1953	1.46	1.40	1.45	1.45	1.47	1.43	1.46	1.47	1.51	1.30	1.28	1.41	1.45
1954	1.42	1.43	1.43	1.43	1.45	1.48	1.50	1.54	1.53	1.40	1.32	1.36	1.37
1955	1.39	1.39	1.33	1.33	1.33	1.32	1.31	1.15	1.12	1.07	.98	1.10	1.32
1956	1.12	1.14	1.17	1.30	1.39	1.42	1.42	1.45	1.46	1.11	1.18	1.22	1.27
1957	1.22	1.17	1.18	1.18	1.20	1.18	1.19	1.21	1.14	1.04	.96	1.00	1.11
1958	.96	.98	1.03	1.16	1.19	1.23	1.24	1.26	1.19	1.09	.92	1.05	1.11
1959	1.04	1.06	1.08	1.15	1.16	1.17	1.14	1.14	1.09	.94	.97	.98	1.03
1960	1.02	1.03	1.04	1.09	1.09	1.09	1.09	1.08	1.04	.98	.86	.88	.98
1961	.98	1.03	1.03	.97	1.02	1.01	1.04	1.03	1.00	.98	.94	.97	1.05
1962	.98	1.00	1.00	1.02	1.05	1.04	1.04	1.00	.99	.98	.92	.99	1.08
1963	1.05	1.08	1.08	1.09	1.11	1.16	1.20	1.20	1.22	1.08	1.00	1.08	1.10
1964	1.12	1.10	1.12	1.14	1.16	1.16	1.14	1.14	1.17	1.09	1.03	1.15	1.15
1965	1.17	1.20	1.21	1.24	1.27	1.27	1.24	1.20	1.18	1.05	.99	1.09	1.12
1966	1.19	1.21	1.17	1.19	1.20	1.20	1.27	1.35	1.33	1.26	1.22	1.26	1.23
1967	1.27	1.25	1.29	1.27	1.26	1.26	1.22	1.11	1.07	1.01	.94	1.00	.99
1968	1.02	1.04	1.04	1.02	1.04	1.03	1.00	.93	.92	.87	1.00	1.02	1.05
1969	1.06	1.06	1.06	1.10	1.19	1.19	1.19	1.18	1.15	1.07	1.04	1.08	1.15
1970	1.12	1.16	1.15	1.16	1.20	1.23	1.29	1.31	1.40	1.32	1.29	1.40	1.36
1971	1.46	1.47	1.47	1.44	1.42	1.50	1.41	1.18	1.03	.92	.88	1.04	1.01
1972	1.06	1.07	1.08	1.10	1.12	1.11	1.12	1.14	1.21	1.15	1.16	1.43	1.56
1973	1.36	1.36	1.37	1.44	1.72	2.13	2.18	2.83	2.09	2.09	2.09	2.44	2.51
1974	2.65	2.84	2.77	2.46	2.51	2.66	2.97	3.42	3.29	3.44	3.33	3.24	3.03
1975	3.10	2.84	2.67	2.65	2.57	2.63	2.68	2.85	2.67	2.54	2.24	2.34	2.48
1976	2.43	2.48	2.49	2.46	2.62	2.77	2.80	2.60	2.61	2.26	1.95	2.23	2.10
1977	2.38	2.33	2.37	2.33	2.28	2.08	1.85	1.59	1.58	1.67	1.91	2.00	1.97
1978	2.01	2.02	2.17	2.31	2.24	2.31	2.16	1.99	1.96	1.91	1.97	2.09	2.23
IOWA													
1949	1.20	1.04	1.11	1.16	1.15	1.15	1.18	1.10	1.09	1.04	.97	1.10	1.27
1950	1.13	1.13	1.15	1.20	1.28	1.29	1.35	1.34	1.35	1.32	1.36	1.44	1.52
1951	1.51	1.55	1.56	1.58	1.58	1.56	1.58	1.60	1.61	1.60	1.61	1.63	1.61
1952	1.60	1.54	1.54	1.60	1.63	1.68	1.66	1.63	1.61	1.43	1.35	1.41	1.50
1953	1.39	1.33	1.37	1.38	1.41	1.38	1.39	1.40	1.44	1.29	1.30	1.39	1.50
1954	1.39	1.40	1.40	1.41	1.44	1.46	1.45	1.47	1.49	1.44	1.32	1.36	1.45
1955	1.36	1.35	1.30	1.33	1.38	1.40	1.40	1.32	1.29	1.16	1.19	1.22	1.44
1956	1.21	1.21	1.21	1.33	1.41	1.43	1.44	1.47	1.44	1.21	1.21	1.20	1.31
1957	1.19	1.14	1.14	1.18	1.20	1.21	1.20	1.18	1.07	1.00	.88	.85	1.05
1958	.78	.78	.83	1.00	1.07	1.12	1.09	1.09	1.05	.98	.86	.97	1.08
1959	.97	.97	1.00	1.06	1.08	1.09	1.06	1.07	1.02	.97	.92	.89	1.01
1960	.90	.88	.90	.96	1.00	1.03	1.04	1.01	1.00	.96	.80	.85	.97
1961	.90	.93	.93	.90	.98	1.00	1.01	1.00	.99	.96	.93	.93	1.09
1962	.95	.93	.94	.96	.97	.98	1.00	.96	.98	.98	.92	.98	1.09
1963	1.01	1.03	1.03	1.04	1.05	1.11	1.14	1.13	1.16	1.04	1.00	1.03	1.05
1964	1.05	1.04	1.07	1.11	1.12	1.10	1.06	1.07	1.10	1.07	1.03	1.12	1.12
1965	1.13	1.14	1.15	1.18	1.20	1.19	1.15	1.11	1.11	1.06	1.01	1.09	1.13
1966	1.14	1.13	1.09	1.14	1.16	1.16	1.22	1.27	1.28	1.23	1.20	1.25	1.17
1967	1.24	1.20	1.22	1.20	1.21	1.23	1.18	1.06	1.06	1.02	.95	.99	1.01
1968	1.00	1.01	1.02	1.05	1.08	1.06	1.02	.96	.97	.97	1.00	1.02	1.07
1969	1.06	1.06	1.05	1.07	1.15	1.14	1.14	1.13	1.09	1.05	1.04	1.04	1.11
1970	1.07	1.06	1.05	1.08	1.12	1.15	1.18	1.21	1.31	1.24	1.24	1.31	1.25
1971	1.36	1.38	1.36	1.34	1.32	1.38	1.31	1.13	1.01	.94	.94	1.05	1.04
1972	1.04	1.04	1.05	1.08	1.10	1.09	1.10	1.09	1.16	1.10	1.14	1.35	1.65
1973	1.30	1.26	1.28	1.31	1.51	1.93	1.96	2.65	2.00	2.06	2.14	2.31	2.58
1974	2.51	2.67	2.59	2.30	2.40	2.53	2.91	3.34	3.26	3.44	3.27	3.24	2.97
1975	3.01	2.82	2.63	2.65	2.67	2.65	2.70	2.94	2.76	2.54	2.30	2.30	2.50
1976	2.37	2.43	2.44	2.42	2.59	2.69	2.78	2.60	2.60	2.27	2.01	2.22	2.05
1977	2.30	2.30	2.28	2.24	2.20	2.09	1.84	1.56	1.59	1.67	1.85	1.89	1.99
1978	1.92	1.95	2.19	2.18	2.26	2.25	2.12	1.92	1.90	1.87	1.96	1.99	2.17

CORN: PRICES RECEIVED BY FARMERS, MONTHLY AND SEASON AVERAGE,
BY STATE AND UNITED STATES, 1949-78

YEAR	JAN	FEB	MAR	APR	MAY	JUN	JUL	AUG	SEP	OCT	NOV	DEC	SEASON AVERAGE
DOLLARS PER BUSHEL													
KANSAS													
1949	1.28	1.15	1.23	1.26	1.22	1.22	1.26	1.20	1.10	1.03	1.00	1.08	1.19
1950	1.13	1.14	1.18	1.28	1.37	1.38	1.41	1.39	1.36	1.24	1.29	1.39	1.43
1951	1.49	1.53	1.52	1.53	1.57	1.57	1.59	1.66	1.63	1.62	1.67	1.80	1.73
1952	1.77	1.69	1.69	1.74	1.73	1.75	1.79	1.80	1.75	1.56	1.51	1.55	1.53
1953	1.53	1.44	1.48	1.45	1.51	1.47	1.49	1.51	1.51	1.35	1.35	1.43	1.48
1954	1.44	1.44	1.44	1.46	1.48	1.49	1.50	1.53	1.54	1.48	1.45	1.45	1.48
1955	1.45	1.43	1.39	1.39	1.45	1.49	1.49	1.44	1.37	1.29	1.24	1.28	1.39
1956	1.29	1.29	1.30	1.40	1.48	1.47	1.49	1.51	1.36	1.30	1.33	1.36	1.35
1957	1.36	1.32	1.32	1.31	1.31	1.30	1.32	1.31	1.09	.97	1.01	1.03	1.13
1958	1.03	1.00	1.02	1.07	1.10	1.14	1.16	1.15	1.02	.92	.90	.97	1.05
1959	.98	.99	1.00	1.03	1.06	1.08	1.10	1.10	1.01	.96	.93	.92	1.02
1960	.97	1.00	1.00	1.02	1.03	1.04	1.05	1.04	.97	.90	.88	.89	.99
1961	.94	.96	.98	.94	.97	1.01	1.04	1.03	1.04	1.03	1.03	1.02	1.09
1962	1.00	1.03	1.01	1.02	1.04	1.05	1.09	1.07	1.04	1.02	1.01	1.04	1.10
1963	1.08	1.12	1.13	1.13	1.12	1.15	1.19	1.18	1.12	1.09	1.09	1.10	1.12
1964	1.13	1.14	1.14	1.15	1.17	1.19	1.19	1.18	1.16	1.14	1.15	1.19	1.19
1965	1.22	1.24	1.25	1.26	1.27	1.27	1.26	1.22	1.13	1.10	1.10	1.16	1.17
1966	1.21	1.24	1.22	1.24	1.24	1.23	1.27	1.33	1.32	1.26	1.28	1.30	1.28
1967	1.30	1.29	1.30	1.26	1.26	1.25	1.23	1.17	1.10	1.03	1.02	1.04	1.06
1968	1.07	1.10	1.12	1.12	1.14	1.15	1.14	1.07	1.00	.98	1.04	1.06	1.06
1969	1.08	1.09	1.11	1.12	1.15	1.16	1.15	1.14	1.13	1.10	1.11	1.10	1.13
1970	1.12	1.15	1.13	1.16	1.17	1.16	1.18	1.22	1.30	1.26	1.27	1.30	1.31
1971	1.33	1.34	1.34	1.35	1.35	1.40	1.41	1.28	1.11	1.03	1.06	1.14	1.12
1972	1.15	1.15	1.17	1.17	1.17	1.17	1.20	1.20	1.25	1.24	1.30	1.55	1.52
1973	1.53	1.50	1.48	1.53	1.61	1.92	2.02	2.67	2.37	2.29	2.31	2.36	2.46
1974	2.49	2.66	2.57	2.32	2.33	2.42	2.79	3.35	3.32	3.41	3.38	3.20	3.01
1975	2.95	2.74	2.53	2.59	2.66	2.66	2.76	3.00	2.72	2.61	2.39	2.43	2.50
1976	2.41	2.43	2.44	2.42	2.51	2.64	2.80	2.61	2.53	2.27	2.02	2.19	2.12
1977	2.25	2.24	2.20	2.09	2.06	1.93	1.84	1.62	1.61	1.75	1.95	2.00	1.99
1978	1.98	2.05	2.17	2.31	2.39	2.35	2.38	2.17	2.09	2.17	2.22	2.28	2.35
KENTUCKY													
1949	1.28	1.19	1.26	1.29	1.29	1.27	1.31	1.26	1.19	1.11	1.03	1.14	1.29
1950	1.22	1.28	1.32	1.38	1.44	1.49	1.73	1.77	1.73	1.45	1.41	1.56	1.66
1951	1.69	1.77	1.79	1.81	1.83	1.81	1.81	1.81	1.78	1.65	1.66	1.79	1.79
1952	1.88	1.88	1.85	1.87	1.85	1.86	1.87	1.94	1.92	1.70	1.57	1.68	1.67
1953	1.71	1.68	1.67	1.68	1.69	1.69	1.72	1.64	1.60	1.36	1.35	1.41	1.50
1954	1.48	1.54	1.52	1.53	1.53	1.55	1.56	1.58	1.56	1.41	1.36	1.40	1.46
1955	1.45	1.50	1.47	1.44	1.45	1.45	1.45	1.35	1.22	1.09	1.01	1.09	1.30
1956	1.12	1.18	1.23	1.32	1.41	1.43	1.45	1.45	1.43	1.16	1.17	1.26	1.32
1957	1.30	1.31	1.32	1.30	1.30	1.28	1.29	1.31	1.27	1.17	1.17	1.25	1.29
1958	1.26	1.29	1.32	1.34	1.39	1.40	1.41	1.43	1.37	1.15	1.08	1.13	1.20
1959	1.16	1.19	1.19	1.21	1.23	1.25	1.24	1.23	1.18	.99	1.01	1.03	1.10
1960	1.08	1.12	1.15	1.18	1.19	1.20	1.21	1.22	1.16	1.05	1.00	1.04	1.09
1961	1.09	1.16	1.17	1.14	1.14	1.17	1.19	1.20	1.19	1.09	1.06	1.12	1.15
1962	1.17	1.19	1.18	1.18	1.17	1.17	1.18	1.15	1.12	1.07	1.07	1.10	1.15
1963	1.16	1.19	1.22	1.22	1.23	1.27	1.29	1.31	1.25	1.11	1.09	1.16	1.18
1964	1.21	1.23	1.23	1.25	1.25	1.26	1.26	1.24	1.22	1.18	1.17	1.24	1.26
1965	1.29	1.33	1.34	1.36	1.38	1.38	1.37	1.36	1.25	1.13	1.14	1.19	1.25
1966	1.21	1.29	1.32	1.32	1.32	1.32	1.36	1.42	1.43	1.37	1.35	1.36	1.36
1967	1.40	1.41	1.41	1.41	1.37	1.37	1.36	1.30	1.20	1.08	1.02	1.06	1.12
1968	1.14	1.18	1.20	1.20	1.20	1.21	1.19	1.14	1.07	1.03	1.10	1.14	1.17
1969	1.23	1.24	1.26	1.26	1.32	1.33	1.32	1.33	1.28	1.18	1.20	1.25	1.30
1970	1.30	1.32	1.32	1.33	1.35	1.35	1.40	1.45	1.53	1.49	1.49	1.52	1.52
1971	1.61	1.64	1.64	1.62	1.59	1.63	1.59	1.39	1.15	1.00	1.00	1.09	1.13
1972	1.17	1.19	1.20	1.22	1.24	1.23	1.24	1.26	1.28	1.27	1.30	1.55	1.72
1973	1.59	1.56	1.57	1.58	1.80	2.30	2.35	2.95	2.23	2.20	2.27	2.54	2.65
1974	2.80	2.93	2.88	2.53	2.59	2.73	3.11	3.49	3.35	3.37	3.30	3.30	3.08
1975	3.12	2.89	2.73	2.73	2.67	2.72	2.80	2.98	2.71	2.61	2.31	2.41	2.57
1976	2.51	2.55	2.59	2.57	2.68	2.85	2.95	2.79	2.67	2.32	2.00	2.28	2.22
1977	2.46	2.46	2.54	2.48	2.36	2.18	1.84	1.60	1.61	1.65	1.83	2.13	2.19
1978	2.25	2.26	2.40	2.44	2.50	2.44	2.24	2.14	2.06	2.14	2.18	2.28	2.40

CORN: PRICES RECEIVED BY FARMERS, MONTHLY AND SEASON AVERAGE,
BY STATE AND UNITED STATES, 1949-78

YEAR	JAN	FEB	MAR	APR	MAY	JUN	JUL	AUG	SEP	OCT	NOV	DEC	SEASON AVERAGE
DOLLARS PER BUSHEL													
LOUISIANA													
1949	1.60	1.49	1.50	1.55	1.55	1.48	1.40	1.34	1.31	1.25	1.25	1.30	1.30
1950	1.30	1.30	1.31	1.35	1.35	1.35	1.44	1.44	1.44	1.36	1.36	1.39	1.46
1951	1.45	1.55	1.50	1.55	1.62	1.62	1.60	1.45	1.45	1.50	1.50	1.65	1.65
1952	1.77	1.77	1.77	1.85	1.81	1.80	1.75	1.75	1.75	1.79	1.80	1.80	1.79
1953	1.80	1.85	1.85	1.80	1.80	1.70	1.70	1.70	1.57	1.49	1.52	1.53	1.56
1954	1.57	1.62	1.65	1.65	1.68	1.65	1.55	1.51	1.45	1.45	1.44	1.40	1.43
1955	1.42	1.45	1.45	1.41	1.44	1.40	1.40	1.35	1.15	1.06	1.02	1.01	1.06
1956	1.01	1.04	1.08	1.09	1.16	1.18	1.18	1.15	1.15	1.15	1.17	1.22	1.24
1957	1.28	1.31	1.34	1.33	1.34	1.31	1.33	1.29	1.29	1.23	1.30	1.28	1.30
1958	1.28	1.31	1.35	1.35	1.36	1.32	1.35	1.34	1.23	1.19	1.13	1.14	1.19
1959	1.17	1.19	1.25	1.27	1.27	1.30	1.29	1.21	1.17	1.13	1.12	1.15	1.18
1960	1.20	1.21	1.27	1.26	1.26	1.24	1.23	1.21	1.15	1.17	1.19	1.16	1.19
1961	1.19	1.21	1.24	1.23	1.22	1.24	1.21	1.21	1.21	1.14	1.13	1.17	1.18
1962	1.19	1.19	1.21	1.22	1.24	1.27	1.23	1.23	1.16	1.17	1.19	1.23	1.20
1963	1.29	1.31	1.31	1.31	1.33	1.35	1.34	1.24	1.22	1.24	1.23	1.27	1.24
1964	1.29	1.31	1.29	1.30	1.28	1.28	1.29	1.26	1.22	1.24	1.22	1.25	1.24
1965	1.28	1.28	1.30	1.32	1.32	1.32	1.33	1.31	1.25	1.24	1.24	1.27	1.26
1966	1.31	1.31	1.32	1.30	1.29	1.29	1.30	1.31	1.34	1.33	1.38	1.40	1.35
1967	1.41	1.39	1.42	1.42	1.44	1.40	1.40	1.33	1.32	1.27	1.25	1.33	1.30
1968	1.33	1.36	1.36	1.34	1.34	1.35	1.33	1.27	1.22	1.22	1.28	1.27	1.25
1969	1.27	1.27	1.30	1.33	1.37	1.35	1.35	1.35	1.29	1.36	1.38	1.37	1.35
1970	1.37	1.38	1.37	1.37	1.42	1.45	1.44	1.46	1.50	1.46	1.47	1.49	1.48
1971	1.50	1.50	1.52	1.50	1.48	1.58	1.52	1.35	1.30	1.20	1.28	1.33	1.29
1972	1.33	1.35	1.34	1.37	1.35	1.32	1.37	1.38	1.43	1.42	1.45	1.57	1.49
1973	1.66	1.60	1.60	1.64	1.90	2.25	2.30	3.00					2.35
1974													3.30
1975													3.00
1976													2.70
1977													2.00
1978													2.40
MAINE													
1949	1.80	1.65	1.65	1.75	1.75	1.75	1.80	1.65	1.70	1.60	1.55	1.60	1.66
1950	1.60	1.60	1.65	1.70	1.75	1.75	1.85	1.85	1.85	1.85	1.90	1.95	2.02
1951	2.05	2.10	2.10	2.10	2.10	2.05	2.10	2.10	2.10	2.10	2.15	2.25	2.16
1952	2.25	2.15	2.15	2.15	2.15	2.15	2.10	2.10	2.10	2.00	1.90	1.95	1.93
1953	1.95	1.90	1.90	1.90	1.95	1.90	1.90	1.95	1.95	1.85	1.80	1.90	1.90
1954	1.90	1.90	1.90	1.90	1.95	1.95	1.95	2.00	2.00	2.00	1.85	1.80	1.81
1955	1.85	1.85	1.80	1.80	1.80	1.75	1.75	1.65	1.65	1.60	1.55	1.60	1.72
1956	1.60	1.65	1.70	1.80	1.85	1.95	1.95	2.05	2.05	1.75	1.75		1.70
1957													1.65
1958													1.60
1959													1.55
1960													1.50
1961													
1962													
1963													
1964													
1965													
1966													
1967													
1968													
1969													
1970													
1971													
1972													
1973													
1974													
1975													
1976													
1977													
1978													

CORN: PRICES RECEIVED BY FARMERS, MONTHLY AND SEASON AVERAGE,
BY STATE AND UNITED STATES, 1949-78

YEAR	JAN	FEB	MAR	APR	MAY	JUN	JUL	AUG	SEP	OCT	NOV	DEC	SEASON AVERAGE
DOLLARS PER BUSHEL													
MARYLAND													
1949	1.36	1.21	1.28	1.32	1.32	1.32	1.37	1.38	1.37	1.10	1.07	1.22	1.32
1950	1.29	1.31	1.33	1.40	1.49	1.57	1.63	1.69	1.74	1.50	1.38	1.53	1.66
1951	1.74	1.82	1.85	1.82	1.82	1.81	1.82	1.84	1.87	1.72	1.70	1.85	1.83
1952	1.93	1.91	1.87	1.87	1.86	1.91	1.88	1.94	1.88	1.62	1.52	1.61	1.61
1953	1.60	1.56	1.61	1.61	1.64	1.66	1.66	1.70	1.66	1.43	1.43	1.51	1.56
1954	1.59	1.63	1.63	1.64	1.66	1.70	1.71	1.76	1.74	1.51	1.49	1.51	1.50
1955	1.55	1.58	1.54	1.52	1.52	1.50	1.51	1.46	1.50	1.20	1.14	1.23	1.33
1956	1.30	1.36	1.39	1.47	1.61	1.63	1.63	1.70	1.60	1.26	1.25	1.26	1.33
1957	1.36	1.37	1.38	1.36	1.35	1.32	1.36	1.46	1.43	1.31	1.30	1.35	1.36
1958	1.38	1.35	1.40	1.45	1.50	1.54	1.57	1.55	1.45	1.25	1.17	1.24	1.27
1959	1.27	1.30	1.32	1.38	1.41	1.41	1.40	1.42	1.23	1.02	1.11	1.22	1.18
1960	1.24	1.28	1.30	1.34	1.34	1.36	1.37	1.36	1.20	1.15	1.13	1.13	1.19
1961	1.21	1.31	1.32	1.25	1.28	1.27	1.27	1.25	1.18	1.12	1.16	1.26	1.24
1962	1.26	1.29	1.32	1.35	1.35	1.37	1.35	1.35	1.23	1.21	1.20	1.29	1.30
1963	1.34	1.36	1.38	1.38	1.41	1.43	1.45	1.46	1.36	1.29	1.27	1.30	1.33
1964	1.35	1.38	1.37	1.38	1.38	1.38	1.39	1.37	1.31	1.20	1.20	1.30	1.29
1965	1.38	1.40	1.40	1.41	1.45	1.45	1.46	1.42	1.22	1.10	1.12	1.23	1.21
1966	1.33	1.38	1.38	1.38	1.39	1.38	1.40	1.46	1.46	1.46	1.46	1.49	1.47
1967	1.50	1.50	1.52	1.50	1.47	1.46	1.45	1.38	1.12	1.02	1.07	1.10	1.07
1968	1.12	1.16	1.13	1.12	1.09	1.08	1.08	1.05	1.05	1.02	1.08	1.15	1.10
1969	1.21	1.25	1.26	1.29	1.37	1.41	1.42	1.40	1.25	1.16	1.20	1.30	1.27
1970	1.37	1.38	1.38	1.38	1.41	1.42	1.45	1.45	1.42	1.46	1.48	1.51	1.48
1971	1.57	1.59	1.58	1.59	1.59	1.60	1.60	1.45	1.23	1.09	1.13	1.17	1.22
1972	1.22	1.27	1.29	1.31	1.33	1.36	1.37	1.38	1.36	1.36	1.41	1.58	1.54
1973	1.71	1.70	1.77	1.74	1.85	2.34	2.32	2.83	2.21	2.36	2.32	2.61	2.44
1974	2.82	2.98	3.02	2.68	2.65	2.81	3.05	3.46	3.36	3.53	3.33	3.29	3.27
1975	3.26	2.96	2.74	2.80	2.68	2.70	2.69	2.82	2.60	2.70	2.43	2.45	2.62
1976	2.50	2.56	2.60	2.57	2.69								2.49
1977													2.09
1978													2.38
MASSACHUSETTS													
1949	1.70	1.55	1.55	1.65	1.65	1.65	1.70	1.55	1.60	1.50	1.45	1.50	1.56
1950	1.50	1.50	1.55	1.60	1.65	1.65	1.75	1.75	1.75	1.75	1.80	1.85	1.91
1951	1.95	2.00	2.00	2.00	2.00	1.95	2.00	2.00	2.00	2.05	2.10	2.20	2.11
1952	2.20	2.10	2.10	2.10	2.10	2.10	2.05	2.05	2.05	1.95	1.85	1.90	1.88
1953	1.90	1.85	1.85	1.85	1.90	1.85	1.85	1.90	1.90	1.80	1.75	1.85	1.85
1954	1.85	1.85	1.85	1.85	1.90	1.90	1.90	1.95	1.95	1.95	1.80	1.75	1.76
1955	1.80	1.80	1.75	1.75	1.75	1.70	1.70	1.60	1.60	1.50	1.45	1.50	1.62
1956	1.50	1.55	1.60	1.70	1.75	1.85	1.85	1.95	1.95	1.65	1.65	1.65	1.63
1957	1.65	1.60	1.60	1.65	1.65	1.60	1.60	1.60	1.60	1.55	1.55	1.55	1.60
1958													1.55
1959													1.50
1960													1.45
1961													1.45
1962													1.55
1963													1.60
1964													1.65
1965													1.70
1966													1.75
1968													
1969													
1970													
1971													
1972													
1973													
1974													
1975													
1976													
1977													
1978													

CORN: PRICES RECEIVED BY FARMERS, MONTHLY AND SEASON AVERAGE,
BY STATE AND UNITED STATES, 1949-78

YEAR	JAN	FEB	MAR	APR	MAY	JUN	JUL	AUG	SEP	OCT	NOV	DEC	SEASON AVERAGE
DOLLARS PER BUSHEL													
MICHIGAN													
1949	1.32	1.16	1.19	1.19	1.20	1.21	1.25	1.22	1.22	1.17	1.06	1.15	1.26
1950	1.14	1.12	1.16	1.22	1.28	1.29	1.37	1.38	1.42	1.40	1.43	1.53	1.60
1951	1.61	1.65	1.63	1.63	1.63	1.61	1.62	1.68	1.73	1.73	1.71	1.76	1.69
1952	1.76	1.68	1.65	1.65	1.68	1.68	1.67	1.68	1.67	1.55	1.43	1.48	1.50
1953	1.44	1.38	1.41	1.40	1.43	1.40	1.41	1.43	1.48	1.34	1.30	1.38	1.46
1954	1.40	1.40	1.41	1.40	1.42	1.43	1.46	1.50	1.51	1.45	1.41	1.36	1.35
1955	1.37	1.37	1.31	1.29	1.30	1.25	1.26	1.13	1.12	1.06	.99	1.09	1.25
1956	1.12	1.13	1.15	1.27	1.37	1.39	1.38	1.45	1.45	1.20	1.20	1.21	1.23
1957	1.23	1.16	1.17	1.17	1.18	1.13	1.13	1.17	1.13	1.06	1.05	1.08	1.12
1958	1.04	1.04	1.07	1.13	1.14	1.19	1.18	1.21	1.16	1.11	.94	1.04	1.09
1959	1.05	1.05	1.09	1.14	1.14	1.14	1.11	1.11	1.06	.95	.98	1.00	1.04
1960	1.02	1.03	1.04	1.07	1.07	1.06	1.05	1.04	1.01	.97	.91	.92	1.00
1961	1.00	1.04	1.03	.98	1.03	1.02	1.04	1.04	1.03	1.00	.97	1.00	1.04
1962	.98	.98	.99	1.01	1.04	1.01	1.02	.99	.99	.98	.99	1.03	1.09
1963	1.07	1.08	1.09	1.10	1.11	1.14	1.18	1.20	1.25	1.12	1.06	1.10	1.11
1964	1.13	1.12	1.12	1.13	1.15	1.14	1.11	1.12	1.19	1.13	1.06	1.13	1.15
1965	1.17	1.18	1.19	1.22	1.24	1.22	1.20	1.18	1.20	1.10	1.06	1.12	1.15
1966	1.20	1.19	1.15	1.17	1.18	1.18	1.23	1.29	1.30	1.22	1.22	1.25	1.22
1967	1.25	1.22	1.26	1.25	1.23	1.22	1.17	1.10	1.08	1.00	.92	.97	.97
1968	.99	1.00	1.01	.98	.98	.96	.95	.90	.91	.87	.97	.99	1.03
1969	1.04	1.03	1.03	1.05	1.14	1.14	1.16	1.15	1.10	1.08	1.05	1.07	1.14
1970	1.12	1.13	1.12	1.16	1.19	1.22	1.24	1.28	1.36	1.30	1.25	1.33	1.32
1971	1.42	1.39	1.40	1.40	1.35	1.41	1.35	1.19	1.07	.91	.87	1.04	1.03
1972	1.03	1.02	1.04	1.06	1.10	1.07	1.09	1.12	1.19	1.14	1.13	1.39	1.49
1973	1.35	1.27	1.31	1.32	1.56	2.01	2.00	2.56	2.05	2.02	2.12	2.35	2.52
1974	2.53	2.73	2.68	2.31	2.39	2.55	2.88	3.33	3.22	3.41	3.29	3.16	2.91
1975	2.98	2.78	2.56	2.52	2.47	2.57	2.62	2.82	2.68	2.48	2.14	2.22	2.35
1976	2.29	2.33	2.31	2.31	2.45	2.65	2.75	2.57	2.56	2.24	1.94	2.13	2.04
1977	2.18	2.21	2.23	2.22	2.19	2.09	1.79	1.52	1.57	1.57	1.70	1.91	1.92
1978	1.89	1.96	2.10	2.20	2.31	2.20	2.06	1.99	1.95	1.95	1.98	2.01	2.22
MINNESOTA													
1949	1.14	.99	1.03	1.10	1.09	1.09	1.15	1.05	1.06	.99	.94	1.04	1.19
1950	1.04	1.04	1.07	1.17	1.24	1.23	1.31	1.31	1.33	1.29	1.27	1.37	1.43
1951	1.43	1.40	1.47	1.51	1.52	1.47	1.51	1.55	1.59	1.56	1.39	1.40	1.40
1952	1.30	1.30	1.30	1.40	1.48	1.56	1.56	1.57	1.55	1.37	1.31	1.35	1.40
1953	1.31	1.26	1.30	1.30	1.34	1.30	1.30	1.34	1.36	1.21	1.22	1.29	1.45
1954	1.28	1.29	1.30	1.32	1.36	1.38	1.38	1.41	1.43	1.36	1.23	1.24	1.34
1955	1.24	1.23	1.19	1.23	1.30	1.33	1.33	1.21	1.16	1.03	1.07	1.13	1.37
1956	1.12	1.13	1.14	1.29	1.32	1.33	1.35	1.38	1.33	1.12	1.12	1.10	1.22
1957	1.09	1.04	1.06	1.07	1.10	1.10	1.11	1.10	1.01	.95	.80	.74	.91
1958	.66	.68	.71	.93	1.03	1.07	1.05	1.04	1.01	.94	.80	.89	1.02
1959	.88	.90	.90	1.03	1.07	1.08	1.05	1.06	1.05	.93	.89	.85	.96
1960	.86	.82	.85	.92	.97	1.00	1.00	.99	.96	.90	.78	.78	.91
1961	.84	.87	.86	.84	.92	.94	.97	.94	.94	.92	.89	.88	1.03
1962	.89	.88	.88	.92	.95	.96	.97	.96	.96	.98	.87	.95	1.05
1963	.98	1.00	1.00	1.02	1.05	1.10	1.13	1.12	1.14	1.03	.96	1.00	1.03
1964	1.00	1.01	1.04	1.08	1.11	1.11	1.07	1.09	1.14	1.08	1.00	1.07	1.09
1965	1.10	1.10	1.11	1.14	1.16	1.18	1.14	1.09	1.10	1.09	.89	.95	1.06
1966	1.01	1.02	1.02	1.06	1.11	1.13	1.21	1.26	1.27	1.22	1.18	1.22	1.16
1967	1.22	1.19	1.21	1.21	1.21	1.21	1.19	1.07	1.08	1.00	.92	.96	.98
1968	.98	.99	1.00	1.02	1.08	1.06	1.02	.95	.97	.97	1.00	1.00	1.02
1969	1.02	1.03	1.01	1.02	1.09	1.09	1.10	1.10	1.06	1.02	.93	.94	1.05
1970	.97	.97	.97	1.02	1.10	1.12	1.13	1.15	1.24	1.18	1.17	1.19	1.18
1971	1.26	1.30	1.28	1.28	1.28	1.34	1.28	1.10	1.05	.94	.90	.99	1.01
1972	1.00	1.01	1.02	1.06	1.08	1.07	1.09	1.08	1.12	1.08	1.06	1.26	1.50
1973	1.23	1.18	1.20	1.24	1.41	1.84	1.89	2.49	1.94	2.03	2.01	2.20	2.48
1974	2.36	2.52	2.53	2.30	2.39	2.52	2.86	3.30	3.26	3.34	3.28	3.18	2.92
1975	2.98	2.81	2.58	2.64	2.64	2.65	2.64	2.92	2.75	2.59	2.30	2.31	2.50
1976	2.32	2.38	2.42	2.40	2.55	2.70	2.75	2.60	2.63	2.34	2.10	2.27	2.03
1977	2.33	2.34	2.33	2.30	2.23	2.09	1.81	1.57	1.53	1.62	1.80	1.85	1.90
1978	1.80	1.86	1.97	2.12	2.18	2.16	2.00	1.84	1.78	1.76	1.83	1.89	2.08

CORN: PRICES RECEIVED BY FARMERS, MONTHLY AND SEASON AVERAGE,
BY STATE AND UNITED STATES, 1949-78

YEAR	JAN	FEB	MAR	APR	MAY	JUN	JUL	AUG	SEP	OCT	NOV	DEC	SEASON AVERAGE
DOLLARS PER BUSHEL													
MISSISSIPPI													
1949	1.29	1.26	1.32	1.32	1.35	1.34	1.32	1.30	1.27	1.18	1.17	1.13	1.23
1950	1.16	1.20	1.26	1.41	1.52	1.58	1.73	1.73	1.67	1.40	1.24	1.25	1.39
1951	1.35	1.46	1.54	1.54	1.59	1.59	1.61	1.59	1.57	1.54	1.63	1.68	1.75
1952	1.81	1.87	1.89	1.97	1.99	2.01	1.96	2.01	1.97	1.95	1.88	1.91	1.91
1953	1.91	1.93	1.90	1.90	1.90	1.92	1.93	1.86	1.76	1.59	1.48	1.52	1.56
1954	1.59	1.60	1.60	1.62	1.64	1.63	1.59	1.58	1.58	1.58	1.52	1.51	1.54
1955	1.51	1.59	1.54	1.55	1.58	1.57	1.56	1.50	1.25	1.09	.97	.94	1.04
1956	1.00	1.01	1.05	1.13	1.14	1.20	1.22	1.26	1.23	1.15	1.16	1.19	1.21
1957	1.22	1.27	1.32	1.31	1.32	1.35	1.36	1.40	1.32	1.23	1.14	1.20	1.25
1958	1.23	1.29	1.32	1.38	1.42	1.42	1.41	1.45	1.26	1.18	1.07	1.11	1.18
1959	1.19	1.25	1.26	1.30	1.30	1.31	1.33	1.30	1.22	1.09	1.07	1.10	1.17
1960	1.13	1.18	1.24	1.29	1.32	1.32	1.32	1.32	1.23	1.14	1.14	1.14	1.18
1961	1.16	1.21	1.24	1.25	1.26	1.26	1.28	1.27	1.22	1.11	1.11	1.11	1.15
1962	1.16	1.17	1.19	1.21	1.21	1.23	1.26	1.24	1.23	1.16	1.18	1.24	1.24
1963	1.29	1.35	1.35	1.35	1.35	1.36	1.40	1.40	1.31	1.25	1.22	1.24	1.26
1964	1.29	1.29	1.31	1.31	1.30	1.31	1.32	1.32	1.32	1.24	1.22	1.22	1.26
1965	1.28	1.31	1.32	1.33	1.35	1.38	1.40	1.41	1.36	1.23	1.22	1.27	1.31
1966	1.32	1.36	1.39	1.40	1.39	1.43	1.44	1.52	1.50	1.45	1.45	1.45	1.47
1967	1.50	1.55	1.52	1.50	1.45	1.50	1.45	1.40	1.35	1.25	1.20	1.25	1.27
1968	1.30	1.35	1.35	1.35	1.35	1.35	1.30	1.25	1.20	1.20	1.20	1.25	1.24
1969	1.30	1.30	1.35	1.35	1.35	1.35	1.40	1.40	1.35	1.35	1.30	1.35	1.37
1970	1.40	1.40	1.40	1.40	1.40	1.45	1.50	1.55	1.65	1.55	1.50	1.55	1.56
1971	1.60	1.60	1.60	1.55	1.55	1.65	1.55	1.41	1.32	1.25	1.15	1.25	1.25
1972	1.35	1.35	1.36	1.39	1.31	1.31	1.30	1.38	1.44	1.42	1.44	1.57	1.57
1973	1.69	1.65	1.62	1.61	1.81	2.24	2.21	2.80	2.38	2.45	2.40	2.50	2.50
1974	2.70	2.87	2.90	2.68	2.98	2.72	3.00	3.48	3.55	3.60	3.57	3.49	3.48
1975	3.34	3.30	3.07	3.15	3.00	2.90	3.01	3.20	3.09	2.90	2.72	2.76	2.86
1976	2.75	2.82	2.77	2.70	2.90								2.59
1977													2.00
1978													2.65
MISSOURI													
1949	1.27	1.15	1.22	1.24	1.24	1.24	1.26	1.20	1.14	1.05	.98	1.08	1.21
1950	1.15	1.18	1.22	1.30	1.38	1.41	1.44	1.44	1.44	1.34	1.32	1.39	1.48
1951	1.52	1.57	1.61	1.63	1.66	1.65	1.68	1.71	1.70	1.67	1.70	1.82	1.77
1952	1.86	1.81	1.80	1.82	1.81	1.83	1.84	1.81	1.76	1.51	1.42	1.49	1.52
1953	1.49	1.45	1.47	1.47	1.48	1.48	1.49	1.50	1.50	1.35	1.35	1.42	1.51
1954	1.47	1.49	1.50	1.51	1.52	1.54	1.54	1.58	1.59	1.52	1.46	1.47	1.52
1955	1.50	1.49	1.48	1.46	1.48	1.49	1.50	1.39	1.26	1.16	1.08	1.14	1.34
1956	1.17	1.20	1.22	1.34	1.44	1.44	1.47	1.45	1.29	1.15	1.22	1.24	1.32
1957	1.24	1.22	1.22	1.22	1.23	1.24	1.27	1.26	1.13	1.00	1.00	1.01	1.12
1958	1.01	1.03	1.06	1.12	1.17	1.21	1.22	1.23	1.12	1.04	.95	1.03	1.11
1959	1.04	1.05	1.05	1.12	1.16	1.16	1.19	1.17	1.08	1.02	.96	.96	1.05
1960	.99	1.03	1.04	1.08	1.08	1.09	1.12	1.10	1.04	.96	.91	.91	1.00
1961	.98	1.03	1.03	1.00	1.02	1.05	1.08	1.10	1.08	1.04	1.03	1.02	1.11
1962	1.05	1.05	1.05	1.05	1.05	1.07	1.11	1.08	1.05	1.04	1.02	1.05	1.13
1963	1.11	1.15	1.16	1.17	1.16	1.20	1.24	1.24	1.18	1.10	1.10	1.11	1.14
1964	1.15	1.14	1.16	1.18	1.19	1.21	1.19	1.16	1.16	1.12	1.12	1.17	1.19
1965	1.20	1.23	1.25	1.28	1.28	1.30	1.30	1.25	1.17	1.09	1.08	1.17	1.15
1966	1.21	1.22	1.20	1.23	1.24	1.23	1.29	1.36	1.37	1.29	1.29	1.30	1.30
1967	1.33	1.30	1.32	1.29	1.28	1.30	1.28	1.20	1.15	1.10	1.05	1.07	1.10
1968	1.10	1.12	1.12	1.12	1.15	1.16	1.13	1.04	1.03	1.00	1.04	1.05	1.09
1969	1.07	1.10	1.12	1.14	1.21	1.22	1.24	1.23	1.19	1.15	1.15	1.17	1.19
1970	1.20	1.22	1.20	1.23	1.24	1.26	1.30	1.33	1.39	1.35	1.37	1.42	1.40
1971	1.47	1.47	1.48	1.48	1.48	1.50	1.47	1.28	1.05	1.02	1.04	1.12	1.10
1972	1.10	1.12	1.14	1.16	1.18	1.16	1.19	1.18	1.20	1.18	1.24	1.47	1.43
1973	1.43	1.40	1.42	1.47	1.71	2.10	2.09	2.65	2.19	2.30	2.25	2.41	2.52
1974	2.60	2.75	2.70	2.41	2.46	2.56	2.89	3.41	3.32	3.48	3.37	3.29	3.15
1975	3.05	2.87	2.70	2.71	2.69	2.73	2.77	3.02	2.73	2.59	2.38	2.41	2.59
1976	2.47	2.50	2.53	2.51	2.62	2.78	2.89	2.73	2.63	2.38	2.08	2.28	2.27
1977	2.37	2.41	2.48	2.45	2.40	2.28	1.84	1.65	1.61	1.69	1.98	2.03	2.05
1978	2.04	2.12	2.27	2.39	2.46	2.41	2.35	2.06	1.98	1.97	2.11	2.10	2.26

CORN: PRICES RECEIVED BY FARMERS, MONTHLY AND SEASON AVERAGE,
BY STATE AND UNITED STATES, 1949-78

YEAR	JAN	FEB	MAR	APR	MAY	JUN	JUL	AUG	SEP	OCT	NOV	DEC	SEASON AVERAGE
DOLLARS PER BUSHEL													
MONTANA													
1949	1.50	1.40	1.45	1.50	1.50	1.51	1.51	1.40	1.40	1.30	1.36	1.35	1.43
1950	1.50	1.42	1.42	1.48	1.58	1.55	1.65	1.70	1.60	1.50	1.50	1.60	1.64
1951	1.60	1.70	1.75	1.75	1.75	1.80	1.80	1.80	1.85	1.75	1.75	1.80	1.82
1952	1.85	1.85	1.87	1.87	1.85	1.85	1.85	1.90	1.86	1.80	1.72	1.80	1.72
1953	1.80	1.67	1.70	1.70	1.65	1.60	1.60	1.55	1.55	1.50	1.45	1.50	1.49
1954	1.50	1.50	1.50	1.50	1.45	1.45	1.45	1.50	1.50	1.50	1.50	1.50	1.51
1955	1.50	1.50	1.50	1.50	1.55	1.55	1.55	1.55	1.55	1.55	1.55	1.55	1.53
1956	1.50	1.45	1.45	1.55	1.55	1.60	1.60	1.60	1.60	1.45	1.45	1.40	1.39
1957	1.30	1.35	1.40	1.35	1.35	1.35	1.35	1.35	1.35	1.35	1.35	1.30	1.29
1958	1.30	1.25	1.20	1.25	1.30	1.30	1.25	1.20	1.25	1.20	1.15	1.15	1.16
1959	1.15	1.15	1.15	1.15	1.15	1.15	1.17	1.19	1.21	1.24	1.30	1.30	1.26
1960	1.25	1.25	1.25	1.25	1.25	1.25	1.25	1.25	1.25	1.20	1.20	1.20	1.19
1961	1.18	1.16	1.14	1.17	1.19	1.20	1.20	1.24	1.23	1.23	1.19	1.19	1.20
1962	1.20	1.20	1.20	1.20	1.15	1.20	1.20	1.23	1.20	1.20	1.20	1.20	1.22
1963	1.22	1.24	1.24	1.25	1.26					1.26	1.20	1.20	1.20
1964	1.20	1.19	1.20	1.20	1.20	1.20				1.20	1.19	1.20	1.23
1965	1.25	1.26	1.30	1.30	1.30	1.31				1.30	1.28	1.28	1.29
1966	1.30	1.30	1.30	1.30	1.30	1.30	1.35			1.35	1.34	1.35	1.36
1967	1.35	1.33	1.40	1.40	1.41	1.41	1.40			1.39	1.30	1.30	1.30
1968	1.30	1.30	1.30	1.25	1.27	1.27				1.22	1.26	1.24	1.26
1969	1.26	1.28	1.27	1.29	1.31	1.31	1.31	1.24		1.28	1.22	1.24	1.24
1970	1.24	1.24	1.24	1.27	1.25	1.26	1.27			1.39	1.40	1.40	1.40
1971	1.40	1.41	1.41	1.40	1.40	1.45	1.45			1.30	1.29	1.29	1.30
1972	1.27	1.31	1.31	1.31	1.31	1.31	1.31	1.31		1.33	1.34	1.45	1.48
1973	1.55	1.51	1.51	1.55	1.60	2.05	2.05			2.50	2.50	2.58	2.61
1974	2.58	2.70	2.80	2.70	2.71	2.85	2.85			3.73	3.90	3.62	3.43
1975	3.49	3.21	2.77	3.01	3.04	3.08	3.05	3.20	3.27	2.97	2.83	2.68	2.78
1976	2.76	2.73	2.73	2.72	2.91								2.45
1977													2.27
1978													2.23
NEBRASKA													
1949	1.22	1.09	1.15	1.20	1.15	1.15	1.20	1.13	1.09	1.05	.99	1.06	1.21
1950	1.07	1.08	1.10	1.21	1.29	1.30	1.35	1.32	1.31	1.28	1.31	1.38	1.45
1951	1.43	1.49	1.47	1.50	1.53	1.51	1.54	1.56	1.57	1.58	1.50	1.50	1.55
1952	1.40	1.50	1.54	1.60	1.61	1.65	1.67	1.67	1.65	1.48	1.43	1.45	1.49
1953	1.43	1.35	1.40	1.40	1.46	1.42	1.45	1.48	1.48	1.34	1.33	1.39	1.47
1954	1.38	1.37	1.37	1.40	1.43	1.45	1.45	1.48	1.50	1.43	1.39	1.40	1.46
1955	1.39	1.36	1.33	1.35	1.44	1.49	1.49	1.48	1.45	1.34	1.30	1.32	1.44
1956	1.30	1.28	1.28	1.38	1.46	1.46	1.49	1.53	1.51	1.35	1.31	1.31	1.36
1957	1.29	1.27	1.27	1.28	1.28	1.28	1.27	1.26	1.06	1.05	.98	.93	1.09
1958	.87	.85	.88	.94	.98	1.08	1.09	1.07	.99	.92	.87	.91	1.12
1959	.92	.93	.95	1.01	1.05	1.08	1.06	1.06	1.05	1.00	.95	.92	1.03
1960	.95	.95	.94	.97	.98	1.01	1.03	1.02	1.00	.93	.86	.87	.98
1961	.90	.91	.91	.89	.95	1.00	1.01	1.01	1.01	1.01	.99	.97	1.11
1962	.96	.96	.96	.98	1.00	1.04	1.08	1.04	1.04	1.04	.97	1.00	1.11
1963	1.03	1.05	1.05	1.05	1.06	1.11	1.15	1.13	1.13	1.03	1.04	1.06	1.08
1964	1.10	1.10	1.11	1.12	1.15	1.16	1.13	1.12	1.13	1.12	1.11	1.21	1.16
1965	1.20	1.22	1.21	1.22	1.22	1.23	1.21	1.16	1.14	1.10	1.08	1.14	1.17
1966	1.19	1.20	1.17	1.18	1.21	1.22	1.27	1.29	1.29	1.24	1.24	1.25	1.19
1967	1.23	1.19	1.21	1.20	1.20	1.22	1.20	1.08	1.08	1.03	1.00	1.03	1.05
1968	1.04	1.05	1.07	1.11	1.14	1.15	1.10	1.03	1.05	1.04	1.07	1.06	1.09
1969	1.10	1.10	1.11	1.13	1.17	1.15	1.14	1.12	1.08	1.07	1.05	1.03	1.09
1970	1.06	1.09	1.07	1.09	1.11	1.13	1.15	1.20	1.29	1.24	1.24	1.28	1.25
1971	1.32	1.33	1.32	1.32	1.31	1.34	1.31	1.16	1.08	1.01	1.03	1.12	1.11
1972	1.13	1.12	1.12	1.14	1.16	1.16	1.17	1.15	1.19	1.18	1.23	1.39	1.53
1973	1.34	1.27	1.29	1.31	1.47	1.77	1.81	2.50	2.11	2.16	2.11	2.22	2.41
1974	2.37	2.52	2.44	2.23	2.30	2.42	2.76	3.35	3.28	3.35	3.26	3.20	2.92
1975	3.00	2.73	2.54	2.60	2.66	2.67	2.75	2.95	2.75	2.58	2.34	2.38	2.48
1976	2.39	2.39	2.39	2.37	2.49	2.64	2.79	2.64	2.58	2.26	1.95	2.16	2.06
1977	2.31	2.30	2.30	2.20	2.13	2.04	1.82	1.59	1.59	1.69	1.84	1.91	1.97
1978	1.90	1.96	2.09	2.19	2.24	2.22	2.10	1.98	1.90	2.00	2.01	2.02	2.22

CORN: PRICES RECEIVED BY FARMERS, MONTHLY AND SEASON AVERAGE,
BY STATE AND UNITED STATES, 1949-78

YEAR	JAN	FEB	MAR	APR	MAY	JUN	JUL	AUG	SEP	OCT	NOV	DEC	SEASON AVERAGE
DOLLARS PER BUSHEL													
NEVADA													
1949	1.85	1.75	1.75	1.75	1.75	1.75	1.75	1.65	1.65	1.55	1.55	1.70	1.71
1950	1.70	1.70	1.75	1.78	1.90	1.80	1.85	1.85	1.85	1.80	1.80	1.80	1.92
1951	1.90	2.00	2.00	2.00	2.00	2.00	2.05	2.05	1.90	2.00	2.20	2.25	2.20
1952	2.25	2.15	2.20	2.25	2.25	2.25	2.25	2.20	2.20	2.20	2.15	2.10	2.05
1953	2.10	2.00	2.00	2.00	2.00	2.00	2.00	2.00	2.00	1.90	1.88	1.90	1.92
1954	1.90	1.90	1.95	1.95	1.95	1.95	1.90	1.90	2.00	2.00	2.00	2.00	1.95
1955	1.95	1.95	1.95	1.95	1.95	1.95	1.95	1.95	1.85	1.80	1.70	1.75	1.79
1956	1.75	1.75	1.75	1.80	1.80	1.85	1.85	1.85	1.85	1.75	1.70	1.70	1.71
1957	1.75	1.70	1.70	1.60	1.60	1.60	1.65	1.60	1.50	1.50	1.50	1.50	1.51
1958	1.50	1.50	1.50	1.55	1.55	1.55	1.55	1.50	1.50	1.50	1.50	1.55	1.53
1959	1.55	1.50	1.50	1.55	1.55	1.60	1.60	1.55	1.55	1.55	1.60	1.65	1.64
1960	1.65	1.65	1.65	1.65	1.65	1.65	1.65	1.60	1.55	1.55	1.55	1.60	1.56
1961	1.60	1.60	1.60	1.55	1.60	1.60	1.60	1.55	1.60	1.50	1.55	1.50	
1962													
1963													
1964													
1965													
1966													
1967													
1968													
1969													
1970													
1971													
1972													
1973													
1974													
1975													
1976													
1977													
1978													
NEW HAMPSHIRE													
1949	1.70	1.55	1.55	1.65	1.65	1.65	1.70	1.55	1.60	1.50	1.45	1.50	1.56
1950	1.50	1.50	1.55	1.60	1.65	1.65	1.75	1.75	1.75	1.75	1.80	1.85	1.92
1951	1.95	2.00	2.00	2.00	2.00	1.95	2.00	2.00	2.00	2.05	2.10	2.20	2.11
1952	2.20	2.10	2.10	2.10	2.10	2.10	2.05	2.05	2.05	1.95	1.85	1.90	1.88
1953	1.90	1.85	1.85	1.85	1.90	1.85	1.85	1.90	1.90	1.80	1.75	1.85	1.85
1954	1.85	1.85	1.85	1.85	1.90	1.90	1.90	1.95	1.95	1.95	1.80	1.75	1.76
1955	1.80	1.80	1.75	1.75	1.75	1.70	1.70	1.60	1.60	1.50	1.45	1.50	1.62
1956	1.50	1.55	1.60	1.70	1.75	1.85	1.85	1.95	1.95	1.65	1.65		1.63
1957													1.60
1958													1.55
1959													1.50
1960													1.45
1961													
1962													
1963													
1964													
1965													
1966													
1967													
1968													
1969													
1970													
1971													
1972													
1973													
1974													
1975													
1976													
1977													
1978													

CORN: PRICES RECEIVED BY FARMERS, MONTHLY AND SEASON AVERAGE,
BY STATE AND UNITED STATES, 1949-78

YEAR	JAN	FEB	MAR	APR	MAY	JUN	JUL	AUG	SEP	OCT	NOV	DEC	SEASON AVERAGE
DOLLARS PER BUSHEL													
NEW JERSEY													
1949	1.46	1.35	1.38	1.43	1.43	1.44	1.48	1.48	1.53	1.40	1.20	1.28	1.41
1950	1.37	1.36	1.41	1.47	1.55	1.58	1.68	1.64	1.64	1.64	1.46	1.57	1.77
1951	1.68	1.80	1.82	1.85	1.86	1.85	1.83	1.89	1.90	1.88	1.80	1.87	1.91
1952	1.96	1.95	1.92	1.92	1.90	1.91	1.90	1.95	1.94	1.89	1.70	1.70	1.71
1953	1.72	1.64	1.67	1.65	1.67	1.70	1.67	1.75	1.72	1.52	1.50	1.52	1.63
1954	1.65	1.65	1.65	1.68	1.71	1.73	1.76	1.76	1.75	1.63	1.57	1.58	1.59
1955	1.63	1.63	1.61	1.59	1.59	1.61	1.50	1.50	1.48	1.40	1.30	1.40	1.46
1956	1.39	1.40	1.41	1.48	1.58	1.61	1.62	1.68	1.58	1.33	1.33	1.34	1.41
1957	1.41	1.40	1.40	1.40	1.44	1.42	1.44	1.49	1.49	1.42	1.38	1.38	1.44
1958	1.39	1.38	1.44	1.49	1.50	1.50	1.50	1.50	1.48	1.35	1.15	1.25	1.32
1959	1.32	1.33	1.33	1.40	1.40	1.40	1.45	1.46	1.30	1.16	1.24	1.25	1.28
1960	1.29	1.32	1.32	1.35	1.40	1.38	1.41	1.38	1.34	1.25	1.22	1.22	1.27
1961	1.27	1.31	1.31	1.27	1.30	1.28	1.30	1.33	1.28	1.19	1.20	1.27	1.26
1962	1.31	1.29	1.28	1.29	1.30	1.30	1.29	1.30	1.30	1.29	1.25	1.33	1.33
1963	1.34	1.35	1.35	1.36	1.37	1.39	1.42	1.42	1.44	1.46	1.42	1.45	1.46
1964	1.48	1.47	1.48	1.49	1.50	1.50	1.45	1.42	1.46	1.40	1.36	1.42	1.44
1965	1.47	1.48	1.50	1.52	1.55	1.54	1.52	1.48	1.38	1.33	1.30	1.40	1.46
1966	1.46	1.47	1.43	1.43	1.45	1.45	1.50	1.56	1.56	1.55	1.52	1.58	1.53
1967	1.54	1.54	1.58	1.55	1.53	1.53	1.46	1.38	1.30	1.20	1.17	1.20	1.20
1968	1.27	1.26	1.24	1.22	1.22	1.19	1.18	1.13	1.13	1.11	1.18	1.21	1.23
1969	1.27	1.29	1.31	1.31	1.39	1.40	1.41	1.41	1.34	1.24	1.27	1.32	1.33
1970	1.36	1.39	1.37	1.42	1.40	1.38	1.43	1.45	1.51	1.50	1.46	1.59	1.55
1971	1.64	1.64	1.63	1.64	1.61	1.66	1.62	1.49	1.30	1.19	1.14	1.17	1.23
1972	1.24	1.26	1.27	1.29	1.33	1.33	1.33	1.35	1.40	1.40	1.43	1.58	1.70
1973	1.67	1.66	1.70	1.71	1.89	2.47	2.30	2.78	2.37	2.28	2.30	2.59	2.68
1974	2.80	2.97	3.07	2.71	2.61	2.90	3.20	3.70	3.50	3.50	3.24	3.18	3.03
1975	3.20	2.90	2.71	2.80	2.76	2.70	2.73	2.92	2.81	2.70	2.40	2.40	2.63
1976	2.50	2.58	2.55	2.60	2.85								2.38
1977													2.05
1978													2.45
NEW MEXICO													
1949	1.60	1.50	1.60	1.65	1.65	1.70	1.70	1.60	1.60	1.50	1.45	1.50	1.52
1950	1.45	1.45	1.45	1.50	1.60	1.70	1.80	1.76	1.70	1.70	1.75	1.75	1.80
1951	1.85	1.90	1.90	1.90	1.90	1.85	1.85	1.85	1.80	1.85	1.90	2.20	2.05
1952	2.20	2.05	2.05	2.05	2.05	2.10	2.05	2.00	2.00	1.90	1.85	1.85	1.84
1953	1.85	1.80	1.80	1.80	1.80	1.80	1.80	1.75	1.75	1.75	1.75	1.80	1.77
1954	1.80	1.80	1.75	1.75	1.75	1.75	1.65	1.65	1.65	1.65	1.65	1.65	1.65
1955	1.65	1.65	1.65	1.65	1.65	1.65	1.65	1.60	1.50	1.50	1.50	1.50	1.50
1956	1.50	1.45	1.45	1.50	1.55	1.55	1.60	1.65	1.65	1.75	1.60	1.60	1.63
1957	1.70	1.65	1.65	1.60	1.60	1.50	1.50	1.50	1.35	1.30	1.30	1.30	1.32
1958	1.25	1.25	1.30	1.40	1.35	1.30	1.30	1.30	1.40	1.35	1.30	1.40	1.35
1959	1.40	1.40	1.35	1.35	1.40	1.40	1.35	1.40	1.35	1.40	1.31	1.31	1.35
1960	1.35	1.35	1.35	1.35	1.36	1.35	1.40	1.40	1.40	1.40	1.35	1.40	1.40
1961	1.43	1.43	1.44	1.35	1.43	1.45	1.47	1.46	1.43	1.43	1.42	1.41	1.40
1962	1.40	1.40	1.40	1.40	1.41	1.42	1.42	1.41	1.41	1.42	1.40	1.44	1.43
1963	1.46	1.47	1.45	1.43	1.44	1.45	1.50	1.45	1.45	1.35	1.34	1.36	1.36
1964	1.37	1.34	1.39	1.39	1.39	1.38	1.36	1.36	1.36	1.36	1.33	1.40	1.38
1965	1.40	1.40	1.40	1.41	1.41	1.39	1.39	1.42	1.40	1.40	1.39	1.40	1.43
1966	1.45	1.46	1.46	1.48	1.50	1.45	1.52	1.52	1.55	1.50	1.51	1.52	1.51
1967	1.56	1.47	1.52	1.48	1.47	1.51	1.45	1.35	1.32	1.30	1.25	1.35	1.33
1968	1.35	1.41	1.40	1.41	1.45	1.45	1.40	1.31	1.30	1.26	1.37	1.37	1.36
1969	1.37	1.39	1.41	1.45	1.45	1.40	1.40	1.42					1.40
1970													1.47
1971													1.31
1972													1.75
1973													2.75
1974													3.07
1975													2.62
1976													2.24
1977													2.10
1978													2.39

CORN: PRICES RECEIVED BY FARMERS, MONTHLY AND SEASON AVERAGE,
BY STATE AND UNITED STATES, 1949-78

YEAR	JAN	FEB	MAR	APR	MAY	JUN	JUL	AUG	SEP	OCT	NOV	DEC	SEASON AVERAGE
DOLLARS PER BUSHEL													
NEW YORK													
1949	1.52	1.35	1.36	1.40	1.40	1.40	1.42	1.42	1.40	1.38	1.31	1.32	1.38
1950	1.35	1.30	1.32	1.42	1.47	1.45	1.52	1.53	1.58	1.57	1.60	1.68	1.77
1951	1.75	1.82	1.82	1.82	1.82	1.79	1.78	1.77	1.82	1.85	1.85	1.87	1.88
1952	1.92	1.89	1.89	1.90	1.87	1.87	1.87	1.86	1.86	1.77	1.65	1.65	1.66
1953	1.66	1.59	1.59	1.57	1.58	1.57	1.62	1.64	1.68	1.60	1.53	1.59	1.64
1954	1.57	1.58	1.60	1.58	1.59	1.59	1.60	1.63	1.64	1.62	1.56	1.56	1.51
1955	1.58	1.58	1.53	1.49	1.49	1.44	1.44	1.40	1.38	1.30	1.22	1.26	1.34
1956	1.27	1.29	1.30	1.40	1.48	1.50	1.49	1.50	1.57	1.40	1.40	1.38	1.37
1957	1.38	1.37	1.37	1.36	1.36	1.36	1.35	1.35	1.34	1.24	1.23	1.26	1.30
1958	1.26	1.25	1.29	1.32	1.34	1.34	1.36	1.37	1.39	1.30	1.20	1.24	1.27
1959	1.24	1.26	1.26	1.32	1.34	1.36	1.34	1.32	1.29	1.16	1.15	1.16	1.23
1960	1.23	1.24	1.26	1.31	1.32	1.31	1.29	1.29	1.26	1.26	1.17	1.16	1.22
1961	1.22	1.27	1.28	1.20	1.25	1.24	1.25	1.25	1.25	1.21	1.20	1.22	1.25
1962	1.23	1.25	1.26	1.27	1.27	1.30	1.30	1.28	1.28	1.26	1.23	1.23	1.29
1963	1.27	1.31	1.32	1.31	1.32	1.33	1.33	1.36	1.33	1.36	1.30	1.34	1.37
1964	1.37	1.39	1.40	1.39	1.40	1.40	1.40	1.40	1.41	1.37	1.29	1.33	1.34
1965	1.36	1.38	1.36	1.37	1.37	1.37	1.37	1.35	1.36	1.29	1.27	1.31	1.34
1966	1.35	1.38	1.38	1.39	1.40	1.40	1.41	1.44	1.50	1.46	1.42	1.44	1.43
1967	1.44	1.45	1.45	1.44	1.43	1.42	1.40	1.34	1.32	1.16	1.12	1.15	1.14
1968	1.15	1.17	1.18	1.15	1.15	1.14	1.13	1.07	1.08	1.06	1.17	1.19	1.20
1969	1.22	1.21	1.21	1.25	1.34	1.33	1.33	1.53	1.28	1.25	1.26	1.31	1.34
1970	1.32	1.35	1.35	1.35	1.35	1.37	1.39	1.44	1.53	1.48	1.41	1.44	1.47
1971	1.52	1.56	1.56	1.52	1.50	1.50	1.51	1.37	1.27	1.10	1.06	1.15	1.20
1972	1.23	1.24	1.23	1.25	1.27	1.28	1.33	1.36	1.44	1.40	1.45	1.62	1.71
1973	1.68	1.64	1.63	1.64	1.79	2.32	2.29	2.82	2.42	2.39	2.35	2.62	2.76
1974	2.77	2.92	2.99	2.69	2.66	2.79	2.95	3.59	3.61	3.64	3.41	3.31	3.03
1975	3.21	2.88	2.65	2.71	2.72	2.70	2.70	2.75	2.78	2.59	2.48	2.37	2.57
1976	2.41	2.47	2.50	2.51	2.57								2.42
1977													2.20
1978													2.44
NORTH CAROLINA													
1949	1.30	1.27	1.28	1.31	1.37	1.40	1.41	1.43	1.38	1.22	1.13	1.09	1.30
1950	1.14	1.19	1.23	1.32	1.44	1.54	1.58	1.66	1.70	1.47	1.33	1.38	1.52
1951	1.52	1.62	1.64	1.63	1.64	1.67	1.64	1.65	1.58	1.63	1.62	1.66	1.70
1952	1.70	1.72	1.71	1.74	1.75	1.80	1.83	1.90	1.94	1.81	1.69	1.73	1.74
1953	1.70	1.71	1.73	1.78	1.81	1.78	1.80	1.78	1.73	1.59	1.50	1.50	1.61
1954	1.55	1.63	1.63	1.65	1.66	1.68	1.71	1.73	1.72	1.62	1.64	1.65	1.64
1955	1.64	1.65	1.63	1.61	1.64	1.66	1.60	1.56	1.49	1.31	1.08	1.08	1.26
1956	1.11	1.16	1.20	1.30	1.40	1.47	1.47	1.46	1.39	1.22	1.22	1.23	1.29
1957	1.26	1.31	1.31	1.30	1.31	1.34	1.33	1.40	1.37	1.25	1.24	1.27	1.37
1958	1.34	1.40	1.46	1.54	1.60	1.61	1.63	1.57	1.37	1.25	1.21	1.24	1.30
1959	1.30	1.34	1.32	1.35	1.38	1.39	1.37	1.35	1.23	1.07	1.09	1.10	1.18
1960	1.13	1.19	1.23	1.28	1.32	1.34	1.34	1.30	1.20	1.15	1.09	1.03	1.14
1961	1.09	1.18	1.22	1.22	1.21	1.22	1.22	1.22	1.18	1.12	1.13	1.21	1.20
1962	1.24	1.28	1.29	1.32	1.34	1.35	1.36	1.35	1.23	1.17	1.20	1.25	1.25
1963	1.29	1.32	1.33	1.33	1.32	1.32	1.36	1.39	1.32	1.23	1.23	1.22	1.26
1964	1.27	1.29	1.30	1.30	1.31	1.32	1.32	1.32	1.29	1.20	1.18	1.22	1.24
1965	1.27	1.31	1.32	1.35	1.36	1.40	1.39	1.38	1.21	1.15	1.18	1.23	1.23
1966	1.31	1.36	1.36	1.36	1.37	1.38	1.39	1.46	1.46	1.42	1.48	1.51	1.46
1967	1.53	1.52	1.52	1.52	1.50	1.49	1.47	1.32	1.17	1.06	1.07	1.10	1.12
1968	1.16	1.21	1.20	1.21	1.20	1.20	1.15	1.10	1.05	1.00	1.09	1.16	1.12
1969	1.20	1.22	1.24	1.26	1.33	1.38	1.38	1.39	1.23	1.21	1.27	1.31	1.29
1970	1.35	1.38	1.39	1.40	1.41	1.43	1.45	1.48	1.50	1.51	1.51	1.56	1.55
1971	1.63	1.65	1.68	1.68	1.66	1.65	1.66	1.45	1.15	1.09	1.12	1.13	1.16
1972	1.18	1.19	1.22	1.24	1.26	1.28	1.28	1.25	1.21	1.21	1.29	1.50	1.48
1973	1.60	1.63	1.66	1.64	1.83	2.37	2.32	2.78	2.07	2.19	2.25	2.96	2.42
1974	2.72	2.94	2.97	2.67	2.73	2.81	3.00	3.52	3.20	3.35	3.28	3.33	3.18
1975	3.26	3.00	2.75	2.85	2.78	2.81	2.84	3.00	2.71	2.75	2.46	2.55	2.69
1976	2.56	2.60	2.64	2.62	2.73	2.90	2.99	2.81	2.47	2.37	2.21	2.28	2.38
1977	2.53	2.56	2.55	2.57	2.45	2.42	2.10	1.62	1.70	1.77	2.11	2.22	2.01
1978	2.33	2.34	2.51	2.64	2.74	2.78	2.47	2.12	2.11	2.31	2.35	2.36	2.40

CORN: PRICES RECEIVED BY FARMERS, MONTHLY AND SEASON AVERAGE,
BY STATE AND UNITED STATES, 1949-78

YEAR	JAN	FEB	MAR	APR	MAY	JUN	JUL	AUG	SEP	OCT	NOV	DEC	SEASON AVERAGE
DOLLARS PER BUSHEL													
NORTH DAKOTA													
1949	1.10	.95	.97	1.04	1.02	1.04	1.09	.96	1.00	.96	.93	1.01	1.21
1950	1.02	1.02	1.02	1.12	1.19	1.17	1.26	1.23	1.24	1.18	1.25	1.30	1.35
1951	1.38	1.46	1.43	1.45	1.45	1.40	1.42	1.45	1.47	1.44	1.46	1.51	1.45
1952	1.42	1.37	1.38	1.47	1.46	1.48	1.42	1.51	1.45	1.30	1.30	1.37	1.39
1953	1.33	1.23	1.26	1.30	1.34	1.25	1.25	1.30	1.28	1.15	1.18	1.25	1.34
1954	1.21	1.23	1.23	1.24	1.28	1.28	1.26	1.31	1.34	1.25	1.17	1.19	1.25
1955	1.18	1.15	1.14	1.18	1.20	1.20	1.19	1.06	1.08	.93	1.00	1.04	1.23
1956	1.03	1.04	1.06	1.19	1.21	1.21	1.25	1.25	1.20	1.03	1.05	1.03	1.14
1957	1.02	.94	.97	1.00	1.00	1.00	1.01	1.00	.95	.89	.87	.82	1.05
1958	.75	.76	.79	.90	.93	.97	.98	.96	.92	.88	.78	.82	.99
1959	.84	.85	.84	.92	.94	.95	.95	.96	.93	.93	.93	.88	.93
1960	.90	.89	.91	.91	.93	.93	.94	.93	.89	.87	.80	.82	.89
1961	.83	.82	.84	.82	.89	.90	.94	.94	.90	.95	.93	.90	1.05
1962	.90	.89	.91	.94	.94	.92	.90	.91	.93	.95	.92	.95	1.02
1963	1.01	1.02	1.00	1.00	1.00	1.03	1.00	1.00	1.02	.97	.91	.95	.96
1964	.96	.94	.98	1.00	1.00	1.02	.98	.97	.98	.98	.96	1.03	1.03
1965	1.06	1.07	1.07	1.08	1.09	1.06	1.07	1.06	1.06	1.02	.96	1.01	1.00
1966	1.03	1.01	1.01	1.01	1.01	1.07	1.09	1.11	1.08	1.07	1.07	1.11	1.08
1967	1.11	1.10	1.10	1.05	1.08	1.09	1.06	.98	1.02	1.02	.98	1.00	1.00
1968	1.00	1.00	1.02	1.02	1.04	1.02	1.02	.95	.93	.97	1.02	1.03	1.02
1969	1.03	1.08	1.07	1.07	1.08	1.04	1.04	1.00	.98	.98	.93	.96	1.00
1970	.99	.99	1.00	1.03	1.03	1.10	1.06	1.09	1.15	1.11	1.12	1.23	1.14
1971	1.23	1.30	1.25	1.22	1.22	1.22	1.21	1.02	1.02	.96	.98	1.02	1.00
1972	1.01	1.01	1.04	1.05	1.05	1.06	1.07	1.08	1.08	1.08	1.10	1.28	1.37
1973	1.29	1.26	1.25	1.26	1.37	1.65	1.75	2.51	2.03	2.13	2.05	2.12	2.33
1974	2.35	2.47	2.55	2.40	2.46	2.48	2.64	3.08	3.12	3.31	3.28	3.19	3.07
1975	3.09	3.05	2.59	2.58	2.64	2.73	2.69	2.88	2.77	2.62	2.33	2.38	2.52
1976	2.35	2.40	2.42	2.42	2.63								2.19
1977													1.97
1978													2.06
OHIO													
1949	1.24	1.08	1.17	1.21	1.23	1.22	1.27	1.19	1.21	1.11	1.01	1.18	1.25
1950	1.20	1.19	1.25	1.31	1.38	1.38	1.46	1.47	1.49	1.46	1.43	1.53	1.62
1951	1.64	1.70	1.68	1.69	1.70	1.65	1.67	1.70	1.74	1.70	1.68	1.80	1.74
1952	1.81	1.75	1.74	1.74	1.73	1.75	1.74	1.75	1.74	1.56	1.44	1.52	1.50
1953	1.50	1.43	1.46	1.47	1.48	1.46	1.47	1.49	1.53	1.34	1.31	1.43	1.46
1954	1.45	1.46	1.47	1.45	1.48	1.50	1.54	1.58	1.57	1.43	1.36	1.35	1.35
1955	1.39	1.39	1.32	1.30	1.32	1.28	1.29	1.19	1.17	1.07	1.01	1.10	1.31
1956	1.15	1.18	1.21	1.32	1.41	1.44	1.44	1.51	1.52	1.19	1.22	1.26	1.28
1957	1.28	1.23	1.23	1.24	1.25	1.21	1.21	1.25	1.20	1.10	1.09	1.12	1.19
1958	1.10	1.11	1.15	1.24	1.25	1.30	1.29	1.32	1.28	1.15	.95	1.03	1.11
1959	1.10	1.12	1.14	1.21	1.21	1.21	1.19	1.19	1.13	.97	.98	1.01	1.06
1960	1.05	1.06	1.08	1.12	1.13	1.13	1.12	1.11	1.08	.98	.89	.95	1.01
1961	1.02	1.07	1.08	1.01	1.07	1.05	1.07	1.06	1.04	1.01	1.00	1.03	1.08
1962	1.02	1.02	1.03	1.06	1.09	1.08	1.09	1.08	1.05	1.03	1.00	1.05	1.11
1963	1.08	1.12	1.13	1.13	1.15	1.19	1.21	1.23	1.28	1.12	1.05	1.11	1.13
1964	1.16	1.13	1.16	1.17	1.19	1.19	1.17	1.16	1.22	1.13	1.07	1.16	1.17
1965	1.19	1.21	1.23	1.25	1.29	1.27	1.25	1.23	1.23	1.11	1.07	1.13	1.17
1966	1.21	1.22	1.19	1.21	1.22	1.21	1.28	1.36	1.37	1.29	1.28	1.30	1.26
1967	1.27	1.25	1.30	1.28	1.27	1.26	1.21	1.12	1.10	1.05	.96	1.01	1.01
1968	1.04	1.05	1.06	1.04	1.05	1.03	1.00	.94	.93	.89	1.01	1.03	1.07
1969	1.08	1.08	1.08	1.12	1.20	1.21	1.22	1.22	1.16	1.12	1.10	1.10	1.18
1970	1.16	1.18	1.18	1.20	1.23	1.25	1.30	1.34	1.40	1.33	1.30	1.41	1.36
1971	1.48	1.46	1.46	1.45	1.42	1.49	1.41	1.22	1.06	.96	.91	1.07	1.06
1972	1.07	1.08	1.10	1.13	1.14	1.13	1.14	1.16	1.23	1.20	1.23	1.48	1.57
1973	1.40	1.35	1.39	1.44	1.66	2.10	2.20	2.80	2.12	2.11	2.23	2.48	2.61
1974	2.68	2.89	2.77	2.45	2.34	2.67	2.99	3.53	3.35	3.49	3.33	3.32	3.02
1975	3.14	2.87	2.68	2.66	2.59	2.64	2.70	2.91	2.76	2.57	2.21	2.34	2.50
1976	2.44	2.48	2.47	2.46	2.63	2.81	2.87	2.66	2.65	2.30	1.94	2.19	2.10
1977	2.33	2.36	2.32	2.34	2.24	2.10	1.88	1.60	1.56	1.63	1.90	2.03	2.01
1978	2.00	2.05	2.17	2.30	2.36	2.39	2.24	2.06	2.02	2.02	2.08	2.14	2.28

CORN: PRICES RECEIVED BY FARMERS, MONTHLY AND SEASON AVERAGE,
BY STATE AND UNITED STATES, 1949-78

YEAR	JAN	FEB	MAR	APR	MAY	JUN	JUL	AUG	SEP	OCT	NOV	DEC	SEASON AVERAGE
DOLLARS PER BUSHEL													
OKLAHOMA													
1949	1.39	1.31	1.34	1.35	1.33	1.33	1.33	1.24	1.09	1.08	1.10	1.15	1.16
1950	1.21	1.24	1.27	1.32	1.40	1.40	1.46	1.42	1.25	1.17	1.22	1.32	1.30
1951	1.46	1.51	1.54	1.56	1.61	1.61	1.63	1.59	1.47	1.55	1.65	1.79	1.64
1952	1.84	1.79	1.80	1.79	1.80	1.81	1.85	1.86	1.79	1.76	1.71	1.68	1.72
1953	1.66	1.57	1.59	1.56	1.59	1.59	1.60	1.58	1.47	1.43	1.41	1.43	1.45
1954	1.47	1.49	1.50	1.50	1.49	1.49	1.50	1.50	1.48	1.50	1.53	1.52	1.50
1955	1.55	1.55	1.50	1.49	1.49	1.52	1.52	1.38	1.19	1.23	1.23	1.26	1.28
1956	1.29	1.31	1.32	1.36	1.43	1.47	1.46	1.46	1.40	1.40	1.40	1.41	1.42
1957	1.45	1.41	1.39	1.40	1.42	1.38	1.41	1.38	1.22	1.17	1.20	1.19	1.24
1958	1.16	1.18	1.18	1.20	1.24	1.23	1.25	1.24	1.08	1.07	1.06	1.11	1.10
1959	1.12	1.12	1.13	1.16	1.18	1.20	1.20	1.20	1.05	1.05	1.05	1.05	1.09
1960	1.10	1.13	1.13	1.18	1.16	1.18	1.18	1.19	1.05	1.03	1.04	1.06	1.07
1961	1.10	1.11	1.12	1.10	1.10	1.12	1.18	1.16	1.10	1.10	1.14	1.12	1.12
1962	1.14	1.14	1.16	1.18	1.17	1.19	1.21	1.19	1.14	1.14	1.16	1.18	1.18
1963	1.20	1.24	1.24	1.24	1.24	1.24	1.29	1.24	1.24	1.24	1.24	1.25	1.25
1964	1.27	1.27	1.26	1.27	1.29	1.29	1.28	1.25	1.24	1.22	1.26	1.29	1.26
1965	1.30	1.32	1.32	1.33	1.32	1.32	1.32	1.30	1.27	1.24	1.28	1.30	1.29
1966	1.31	1.31	1.31	1.31	1.34	1.34	1.36	1.39	1.39	1.40	1.41	1.42	1.40
1967	1.43	1.39	1.39	1.39	1.40	1.40	1.39	1.34	1.29	1.24	1.25	1.26	1.27
1968	1.27		1.25		1.29		1.24	1.20	1.09	1.11	1.17	1.17	1.15
1969	1.18	1.19	1.19	1.19	1.24	1.23	1.22	1.23	1.20	1.20	1.18	1.20	1.21
1970	1.22	1.25	1.25	1.25	1.26			1.31	1.34	1.29	1.29	1.30	1.32
1971	1.32	1.38	1.39	1.41	1.41	1.49	1.55	1.36	1.23	1.14	1.17	1.25	1.21
1972	1.28	1.28	1.28	1.26	1.30	1.28	1.27	1.30	1.31	1.33	1.37	1.60	1.47
1973	1.64	1.61	1.61	1.63	1.88	2.06	2.10	2.74	2.45	2.45	2.45	2.61	2.59
1974	2.65	2.87	2.78	2.49	2.45	2.53	2.73	3.23	3.50	3.65	3.52	3.38	3.22
1975	3.17	2.91	2.73	2.70	2.62	2.65	2.76	3.09	2.90	2.82	2.52	2.57	2.63
1976	2.56	2.57	2.63	2.59	2.66								2.29
1977													2.15
1978													2.48
OREGON													
1949	1.65	1.50	1.50	1.65	1.55	1.60	1.65	1.55	1.55	1.50	1.45	1.55	1.59
1950	1.55	1.55	1.55	1.65	1.70	1.65	1.75	1.75	1.70	1.70	1.75	1.85	1.93
1951	1.90	1.95	1.95	2.00	2.00	2.00	2.05	2.05	2.10	2.05	2.10	2.15	2.13
1952	2.15	2.10	2.10	2.15	2.15	2.15	2.15	2.15	2.10	1.95	1.95	1.95	1.90
1953	1.95	1.85	1.85	1.85	1.85	1.85	1.90	1.90	1.90	1.80	1.80	1.85	1.85
1954	1.83	1.85	1.85	1.90	1.90	1.90	1.85	1.85	1.8	1.85	1.85	1.90	1.84
1955	1.85	1.85	1.80	1.80	1.80	1.85	1.85	1.85	1.80	1.65	1.60	1.65	1.68
1956	1.70	1.70	1.70	1.70	1.80	1.80	1.75	1.80	1.85	1.75	1.75	1.75	1.70
1957	1.75	1.60	1.70	1.65	1.60	1.60	1.65	1.65	1.60	1.55	1.50	1.50	1.52
1958	1.50	1.45	1.50	1.55	1.60	1.60	1.60	1.55	1.50	1.40	1.40	1.40	1.44
1959	1.40	1.45	1.45	1.40	1.50	1.50	1.51	1.51	1.51	1.48	1.50	1.45	1.46
1960	1.43	1.42	1.44	1.45	1.45	1.44	1.44	1.47	1.45	1.44	1.36	1.36	1.37
1961	1.35	1.36	1.36	1.35	1.35	1.36	1.38	1.40	1.41	1.39	1.38	1.39	1.38
1962	1.35	1.35	1.37	1.38	1.38	1.40	1.40	1.40	1.42	1.39	1.39	1.39	1.39
1963	1.38	1.39	1.36	1.38	1.40	1.43	1.42	1.43	1.47	1.45	1.41	1.38	1.42
1964	1.42	1.41	1.41	1.45	1.45	1.45	1.45	1.45	1.47	1.43	1.43	1.43	1.44
1965	1.45	1.45	1.48	1.46	1.48	1.50	1.48	1.48	1.48	1.47	1.45	1.45	1.47
1966	1.53	1.53	1.45	1.43	1.43	1.44	1.49	1.55	1.51	1.48	1.52	1.51	1.51
1967	1.53	1.51	1.49	1.50	1.50	1.50	1.47	1.40		1.39	1.35	1.40	1.39
1968	1.40	1.40	1.42	1.40	1.45	1.44	1.44	1.36	1.38	1.40	1.42	1.40	1.44
1969	1.44	1.47	1.45	1.46	1.49	1.52	1.51	1.51	1.43				1.40
1970													1.65
1971													1.40
1972													1.80
1973													3.10
1974													3.60
1975													3.05
1976													2.75
1977													2.45
1978													2.70

CORN: PRICES RECEIVED BY FARMERS, MONTHLY AND SEASON AVERAGE,
BY STATE AND UNITED STATES, 1949-78

YEAR	JAN	FEB	MAR	APR	MAY	JUN	JUL	AUG	SEP	OCT	NOV	DEC	SEASON AVERAGE
DOLLARS PER BUSHEL													
PENNSYLVANIA													
1949	1.40	1.30	1.33	1.34	1.32	1.33	1.36	1.40	1.35	1.32	1.21	1.25	1.40
1950	1.28	1.31	1.32	1.37	1.45	1.49	1.57	1.60	1.62	1.60	1.55	1.62	1.76
1951	1.73	1.76	1.80	1.82	1.82	1.79	1.79	1.82	1.85	1.82	1.77	1.84	1.87
1952	1.89	1.91	1.90	1.87	1.85	1.88	1.87	1.92	1.90	1.82	1.61	1.65	1.65
1953	1.66	1.62	1.61	1.60	1.60	1.60	1.60	1.64	1.67	1.58	1.54	1.57	1.64
1954	1.62	1.64	1.63	1.64	1.66	1.68	1.71	1.78	1.78	1.66	1.55	1.56	1.54
1955	1.55	1.57	1.52	1.50	1.50	1.49	1.48	1.44	1.38	1.36	1.29	1.31	1.46
1956	1.34	1.36	1.39	1.47	1.56	1.59	1.59	1.65	1.67	1.45	1.38	1.41	1.43
1957	1.42	1.41	1.41	1.40	1.40	1.38	1.39	1.44	1.46	1.39	1.37	1.40	1.43
1958	1.40	1.38	1.41	1.45	1.47	1.52	1.51	1.51	1.50	1.41	1.15	1.20	1.30
1959	1.25	1.27	1.30	1.32	1.35	1.35	1.34	1.37	1.30	1.11	1.10	1.19	1.22
1960	1.22	1.24	1.24	1.28	1.29	1.32	1.32	1.32	1.30	1.18	1.11	1.13	1.22
1961	1.22	1.26	1.27	1.23	1.26	1.26	1.26	1.26	1.24	1.11	1.12	1.17	1.21
1962	1.21	1.23	1.24	1.25	1.26	1.27	1.30	1.30	1.31	1.30	1.25	1.29	1.33
1963	1.33	1.34	1.35	1.35	1.37	1.39	1.41	1.42	1.44	1.40	1.34	1.35	1.38
1964	1.39	1.37	1.39	1.38	1.40	1.40	1.40	1.37	1.40	1.32	1.29	1.33	1.36
1965	1.38	1.38	1.41	1.42	1.43	1.45	1.44	1.42	1.40	1.30	1.26	1.34	1.37
1966	1.38	1.42	1.41	1.41	1.40	1.39	1.42	1.51	1.56	1.54	1.50	1.53	1.50
1967	1.52	1.52	1.54	1.53	1.50	1.50	1.49	1.41	1.38	1.27	1.12	1.12	1.17
1968	1.18	1.21	1.20	1.20	1.19	1.19	1.16	1.14	1.12	1.08	1.14	1.22	1.25
1969	1.26	1.28	1.31	1.31	1.36	1.40	1.40	1.40	1.37	1.24	1.23	1.30	1.37
1970	1.35	1.39	1.38	1.40	1.39	1.40	1.44	1.48	1.50	1.44	1.43	1.50	1.51
1971	1.57	1.59	1.60	1.57	1.57	1.58	1.59	1.50	1.38	1.23	1.20	1.27	1.30
1972	1.32	1.34	1.34	1.34	1.36	1.36	1.39	1.41	1.47	1.43	1.48	1.66	1.80
1973	1.73	1.66	1.65	1.65	1.74	2.15	2.29	2.78	2.38	2.36	2.33	2.58	2.68
1974	2.73	2.92	2.95	2.73	2.74	2.77	2.97	3.59	3.61	3.57	3.33	3.25	3.07
1975	3.18	2.96	2.69	2.78	2.67	2.64	2.69	2.80	2.75	2.61	2.37	2.41	2.60
1976	2.52	2.54	2.56	2.55	2.64	2.86	2.98	2.89	2.88	2.54	2.22	2.24	2.37
1977	2.58	2.53	2.60	2.58	2.56	2.35	2.08	1.86	1.86	1.97	2.07	2.23	2.32
1978	2.27	2.29	2.43	2.51	2.72	2.68	2.49	2.35	2.27	2.20	2.20	2.45	2.68
RHODE ISLAND													
1949	1.70	1.55	1.55	1.65	1.65	1.65	1.70	1.55	1.60	1.50	1.45	1.50	1.56
1950	1.50	1.50	1.55	1.60	1.65	1.65	1.75	1.75	1.75	1.75	1.80	1.85	1.91
1951	1.95	2.00	2.00	2.00	2.00	1.95	2.00	2.00	2.00	2.05	2.10	2.20	2.11
1952	2.20	2.10	2.10	2.10	2.10	2.10	2.05	2.05	2.05	1.95	1.85	1.90	1.88
1953	1.90	1.85	1.85	1.85	1.90	1.85	1.85	1.90	1.90	1.80	1.75	1.85	1.85
1954	1.85	1.85	1.85	1.85	1.90	1.90	1.90	1.95	1.95	1.95	1.80	1.75	1.76
1955	1.80	1.80	1.75	1.75	1.75	1.70	1.70	1.60	1.60	1.50	1.45	1.50	1.62
1956	1.50	1.55	1.60	1.70	1.75	1.85	1.85	1.95	1.95	1.65	1.65		1.63
1957													1.60
1958													1.55
1959													1.50
1960													1.45
1961													
1962													
1963													
1964													
1965													
1966													
1967													
1968													
1969													
1970													
1971													
1972													
1973													
1974													
1975													
1976													
1977													
1978													

CORN: PRICES RECEIVED BY FARMERS, MONTHLY AND SEASON AVERAGE,
BY STATE AND UNITED STATES, 1949-78

YEAR	JAN	FEB	MAR	APR	MAY	JUN	JUL	AUG	SEP	OCT	NOV	DEC	SEASON AVERAGE
DOLLARS PER BUSHEL													
SOUTH CAROLINA													
1949	1.35	1.32	1.36	1.39	1.45	1.43	1.46	1.41	1.35	1.25	1.12	1.12	1.29
1950	1.16	1.21	1.23	1.31	1.40	1.47	1.52	1.65	1.62	1.45	1.29	1.30	1.46
1951	1.38	1.52	1.56	1.55	1.56	1.58	1.58	1.60	1.58	1.59	1.60	1.65	1.70
1952	1.70	1.72	1.73	1.72	1.76	1.78	1.79	1.84	1.85	1.85	1.77	1.75	1.78
1953	1.77	1.75	1.78	1.80	1.82	1.81	1.82	1.80	1.77	1.61	1.50	1.50	1.60
1954	1.52	1.60	1.65	1.65	1.65	1.66	1.72	1.75	1.75	1.70	1.70	1.71	1.72
1955	1.75	1.77	1.78	1.76	1.76	1.76	1.74	1.65	1.47	1.30	1.05	1.04	1.22
1956	1.08	1.15	1.20	1.26	1.36	1.38	1.40	1.40	1.40	1.27	1.27	1.27	1.34
1957	1.32	1.37	1.39	1.39	1.42	1.43	1.43	1.47	1.41	1.30	1.26	1.23	1.37
1958	1.33	1.37	1.44	1.50	1.53	1.58	1.60	1.57	1.46	1.33	1.22	1.25	1.33
1959	1.33	1.33	1.35	1.38	1.40	1.42	1.40	1.35	1.25	1.21	1.17	1.19	1.23
1960	1.19	1.20	1.25	1.29	1.34	1.37	1.38	1.34	1.31	1.20	1.15	1.09	1.22
1961	1.15	1.24	1.25	1.26	1.26	1.28	1.29	1.31	1.29	1.20	1.17	1.22	1.25
1962	1.24	1.29	1.30	1.34	1.35	1.38	1.36	1.37	1.30	1.25	1.27	1.29	1.32
1963	1.33	1.36	1.38	1.41	1.41	1.42	1.42	1.41	1.34	1.25	1.25	1.24	1.28
1964	1.28	1.31	1.30	1.30	1.32	1.32	1.34	1.33	1.29	1.22	1.20	1.23	1.25
1965	1.27	1.29	1.33	1.33	1.37	1.42	1.43	1.42	1.28	1.21	1.21	1.25	1.27
1966	1.29	1.36	1.37	1.39	1.39	1.40	1.41	1.44	1.44	1.44	1.47	1.48	1.46
1967	1.51	1.52	1.53	1.32	1.53	1.51	1.50	1.40	1.20	1.13	1.08	1.14	1.16
1968	1.20	1.21	1.25	1.26	1.27	1.25	1.24	1.16	1.09	1.03	1.12	1.18	1.16
1969	1.19	1.23	1.26	1.27	1.32	1.36	1.37	1.37	1.26	1.24	1.30	1.33	1.33
1970	1.34	1.38	1.41	1.42	1.41	1.44	1.46	1.50	1.51	1.55	1.57	1.56	1.58
1971	1.62	1.67	1.71	1.70	1.70	1.72	1.71	1.55	1.22	1.17	1.10	1.14	1.21
1972	1.20	1.26	1.27	1.29	1.32	1.30	1.29	1.32	1.27	1.29	1.32	1.51	1.48
1973	1.59	1.69	1.69	1.74	1.83	2.22	2.32	2.94	2.21	2.33	2.35	2.55	2.51
1974	2.72	2.95	2.94	2.61	2.71	2.76	3.03	3.56	3.23	3.32	3.27	3.23	3.17
1975	3.17	2.59	2.84	2.86	2.78	2.79	2.86	2.89	2.70	2.70	2.49	2.48	2.66
1976	2.53	2.59	2.65	2.65	2.72								2.35
1977													1.91
1978													2.45
SOUTH DAKOTA													
1949	1.12	.98	1.03	1.09	1.07	1.07	1.13	1.03	1.05	.97	.93	1.04	1.18
1950	1.03	1.04	1.05	1.15	1.22	1.21	1.27	1.27	1.29	1.23	1.26	1.30	1.37
1951	1.36	1.44	1.40	1.44	1.46	1.42	1.44	1.48	1.50	1.49	1.15	1.15	1.23
1952	1.10	1.10	1.15	1.30	1.40	1.50	1.50	1.55	1.52	1.35	1.32	1.37	1.41
1953	1.33	1.26	1.32	1.31	1.36	1.29	1.31	1.33	1.34	1.19	1.20	1.27	1.41
1954	1.25	1.25	1.26	1.29	1.32	1.34	1.31	1.35	1.38	1.31	1.24	1.25	1.33
1955	1.24	1.23	1.20	1.23	1.30	1.35	1.34	1.24	1.23	1.09	1.14	1.17	1.31
1956	1.15	1.16	1.15	1.27	1.32	1.32	1.37	1.38	1.32	1.11	1.14	1.12	1.18
1957	1.11	1.07	1.08	1.09	1.12	1.12	1.11	1.10	.97	.92	.77	.72	.92
1958	.70	.71	.75	.85	.94	1.02	.99	.98	.97	.89	.83	.90	.97
1959	.89	.89	.90	.99	1.01	1.03	1.03	1.07	1.06	.98	.97	.95	.96
1960	.93	.90	.91	.95	.96	.99	.99	.99	.97	.89	.76	.77	.88
1961	.79	.81	.82	.80	.87	.90	.92	.93	.92	.91	.88	.88	.99
1962	.89	.86	.88	.90	.91	.92	.94	.94	.94	.96	.86	.92	1.01
1963	.95	.98	.96	.97	.98	1.04	1.07	1.06	1.08	.95	.95	.96	.99
1964	.98	.98	1.00	1.05	1.09	1.07	1.05	1.06	1.11	1.06	1.01	1.12	1.11
1965	1.14	1.15	1.14	1.16	1.18	1.19	1.14	1.12	1.12	1.10	.98	1.05	1.11
1966	1.11	1.12	1.09	1.11	1.13	1.17	1.21	1.28	1.28	1.22	1.18	1.19	1.18
1967	1.19	1.16	1.16	1.17	1.18	1.20	1.18	1.12	1.14	1.08	.98	1.00	1.04
1968	1.02	1.03	1.04	1.08	1.14	1.14	1.10	1.04	1.04	1.02	1.02	1.00	1.04
1969	1.06	1.06	1.05	1.06	1.10	1.09	1.09	1.06	1.06	1.04	.97	.97	1.03
1970	.97	1.00	1.00	1.02	1.04	1.05	1.07	1.10	1.11	1.17	1.18	1.21	1.21
1971	1.26	1.29	1.30	1.30	1.31	1.32	1.27	1.13	1.11	1.00	1.00	1.03	1.05
1972	1.05	1.07	1.07	1.07	1.11	1.11	1.11	1.11	1.10	1.08	1.01	1.16	1.37
1973	1.19	1.19	1.17	1.19	1.33	1.71	1.72	2.24	1.97	1.97	1.95	2.15	2.37
1974	2.30	2.43	2.48	2.28	2.34	2.41	2.70	3.71	3.33	3.30	3.30	3.26	3.05
1975	3.10	2.89	2.63	2.73	2.75	2.72	2.68	2.97	2.83	2.56	2.29	2.33	2.49
1976	2.34	2.36	2.39	2.38	2.48	2.75	2.79	2.65	2.64	2.58	2.19	2.29	2.18
1977	2.40	2.35	2.46	2.36	2.34	2.13	1.86	1.67	1.54	1.50	1.67	1.68	1.83
1978	1.80	1.81	1.92	2.05	2.10	2.06	1.88	1.76	1.56	1.61	1.68	1.87	1.91

CORN: PRICES RECEIVED BY FARMERS, MONTHLY AND SEASON AVERAGE,
BY STATE AND UNITED STATES, 1949-78

YEAR	JAN	FEB	MAR	APR	MAY	JUN	JUL	AUG	SEP	OCT	NOV	DEC	SEASON AVERAGE
DOLLARS PER BUSHEL													
TENNESSEE													
1949	1.31	1.22	1.28	1.29	1.28	1.28	1.29	1.30	1.25	1.16	1.09	1.13	1.34
1950	1.20	1.27	1.33	1.41	1.52	1.61	1.80	1.89	1.85	1.54	1.36	1.47	1.63
1951	1.59	1.68	1.75	1.77	1.80	1.80	1.80	1.79	1.77	1.68	1.67	1.78	1.84
1952	1.88	1.93	1.93	1.93	1.94	1.96	1.98	2.07	2.04	1.88	1.74	1.82	1.84
1953	1.86	1.86	1.88	1.86	1.86	1.86	1.88	1.84	1.71	1.44	1.41	1.47	1.52
1954	1.53	1.58	1.59	1.59	1.57	1.58	1.57	1.62	1.60	1.52	1.48	1.48	1.52
1955	1.53	1.57	1.57	1.56	1.56	1.57	1.56	1.53	1.37	1.19	1.07	1.10	1.24
1956	1.14	1.21	1.26	1.32	1.39	1.45	1.45	1.44	1.41	1.26	1.22	1.28	1.34
1957	1.32	1.35	1.39	1.39	1.40	1.40	1.42	1.45	1.34	1.27	1.25	1.34	1.37
1958	1.36	1.38	1.40	1.43	1.48	1.49	1.51	1.48	1.39	1.20	1.11	1.13	1.19
1959	1.18	1.22	1.23	1.25	1.25	1.26	1.26	1.23	1.18	1.02	1.02	1.05	1.12
1960	1.08	1.13	1.15	1.20	1.21	1.22	1.24	1.24	1.18	1.09	1.04	1.05	1.12
1961	1.09	1.14	1.17	1.18	1.18	1.20	1.21	1.20	1.18	1.11	1.10	1.14	1.17
1962	1.18	1.21	1.21	1.20	1.20	1.20	1.21	1.20	1.16	1.11	1.11	1.15	1.18
1963	1.19	1.23	1.25	1.25	1.26	1.28	1.30	1.32	1.24	1.16	1.15	1.17	1.20
1964	1.20	1.22	1.25	1.26	1.26	1.26	1.28	1.26	1.24	1.21	1.18	1.22	1.25
1965	1.25	1.29	1.30	1.35	1.35	1.35	1.35	1.34	1.27	1.19	1.17	1.22	1.26
1966	1.26	1.31	1.33	1.35	1.35	1.34	1.36	1.39	1.40	1.39	1.38	1.41	1.38
1967	1.41	1.42	1.43	1.44	1.42	1.42	1.40	1.34	1.26	1.09	1.06	1.10	1.15
1968	1.17	1.22	1.25	1.26	1.27	1.26	1.24	1.19	1.12	1.08	1.13	1.20	1.18
1969	1.25	1.28	1.28	1.30	1.35	1.37	1.39	1.37	1.32	1.27	1.26	1.31	1.32
1970	1.33	1.37	1.37	1.37	1.38	1.40	1.43	1.44	1.51	1.51	1.51	1.54	1.55
1971	1.63	1.63	1.63	1.63	1.63	1.64	1.62	1.51	1.29	1.11	1.11	1.12	1.20
1972	1.21	1.26	1.28	1.30	1.30	1.31	1.32	1.32	1.35	1.36	1.42	1.54	1.66
1973	1.65	1.69	1.74	1.77	1.95	2.26	2.35	2.91	2.59	2.54	2.48	2.66	2.72
1974	2.81	3.00	3.05	2.80	2.76	2.83	3.08	3.55	3.59	3.62	3.53	3.59	3.39
1975	3.33	3.16	2.96	2.99	2.91	2.94	2.89	3.04	2.90	2.74	2.53	2.48	2.73
1976	2.60	2.59	2.65	2.65	2.70								2.60
1977													2.10
1978													2.40
TEXAS													
1949	1.51	1.41	1.46	1.42	1.41	1.37	1.34	1.23	1.03	1.05	1.08	1.11	1.12
1950	1.15	1.18	1.18	1.23	1.30	1.32	1.29	1.27	1.16	1.16	1.22	1.38	1.26
1951	1.54	1.64	1.66	1.69	1.71	1.70	1.65	1.56	1.55	1.63	1.75	1.89	1.67
1952	1.96	1.96	1.91	1.90	1.86	1.86	1.81	1.76	1.76	1.73	1.70	1.72	1.73
1953	1.75	1.70	1.70	1.64	1.65	1.60	1.60	1.47	1.37	1.36	1.37	1.47	1.44
1954	1.52	1.54	1.54	1.52	1.56	1.53	1.50	1.35	1.35	1.43	1.47	1.53	1.41
1955	1.60	1.58	1.56	1.53	1.57	1.50	1.45	1.16	1.04	1.04	1.05	1.08	1.10
1956	1.15	1.23	1.21	1.27	1.33	1.39	1.43	1.37	1.41	1.44	1.49	1.53	1.44
1957	1.56	1.54	1.53	1.50	1.46	1.47	1.42	1.24	1.10	1.12	1.14	1.17	1.18
1958	1.17	1.17	1.17	1.18	1.19	1.18	1.21	1.13	1.12	1.10	1.10	1.12	1.14
1959	1.15	1.21	1.22	1.25	1.28	1.28	1.22	1.10	1.05	1.06	1.09	1.13	1.10
1960	1.18	1.22	1.26	1.26	1.27	1.29	1.27	1.18	1.09	1.11	1.15	1.19	1.14
1961	1.24	1.25	1.24	1.19	1.20	1.21	1.22	1.17	1.11	1.14	1.19	1.21	1.16
1962	1.26	1.29	1.29	1.27	1.28	1.28	1.26	1.15	1.15	1.17	1.22	1.27	1.17
1963	1.33	1.35	1.35	1.33	1.32	1.34	1.31	1.23	1.28	1.35	1.39	1.42	1.28
1964	1.42	1.39	1.36	1.36	1.33	1.32	1.29	1.23	1.24	1.26	1.28	1.31	1.26
1965	1.32	1.33	1.31	1.32	1.35	1.31	1.31	1.23	1.24	1.26	1.30	1.30	1.27
1966	1.36	1.36	1.38	1.41	1.41	1.41	1.41	1.41	1.41	1.42	1.42	1.49	1.43
1967	1.48	1.48	1.49	1.51	1.50	1.48	1.41	1.33	1.34	1.32	1.30	1.36	1.32
1968	1.36	1.39	1.36	1.33	1.35	1.30	1.29	1.14	1.08	1.14	1.19	1.22	1.15
1969	1.26	1.27	1.29	1.30	1.32	1.29	1.31	1.27	1.26	1.29	1.31	1.32	1.29
1970	1.38	1.36	1.36	1.38	1.40	1.36	1.36	1.37	1.42	1.43	1.43	1.43	1.42
1971	1.43	1.45	1.48	1.48	1.53	1.55	1.52	1.44	1.32	1.25	1.27	1.34	1.34
1972	1.36	1.37	1.38	1.33	1.36	1.36	1.33	1.39	1.37	1.42	1.42	1.71	1.53
1973	1.78	1.70	1.75	1.73	1.92	2.08	2.10	2.75	2.41	2.40	2.45	2.61	2.57
1974	2.74	2.90	2.83	2.53	2.53			3.16	3.31	3.43	3.34	3.24	3.09
1975	2.99	2.73	2.56	2.58	2.66	2.71	2.80	3.08	2.89	2.84	2.53	2.47	2.66
1976	2.52	2.52	2.57	2.55	2.66	2.77	2.86	2.74	2.69	2.50	2.27	2.34	2.33
1977	2.30	2.13	2.23	2.25	2.08	2.13	2.03	1.86	1.91	1.91	2.03	2.13	2.16
1978	2.18	2.37	2.31	2.36	2.45	2.49	2.40	2.31	2.34	2.41	2.46	2.45	2.45

CORN: PRICES RECEIVED BY FARMERS, MONTHLY AND SEASON AVERAGE,
BY STATE AND UNITED STATES, 1949-78

YEAR	JAN	FEB	MAR	APR	MAY	JUN	JUL	AUG	SEP	OCT	NOV	DEC	SEASON AVERAGE
DOLLARS PER BUSHEL													
UTAH													
1949	1.85	1.75	1.75	1.75	1.70	1.70	1.75	1.60	1.58	1.40	1.39	1.58	1.64
1950	1.65	1.65	1.70	1.75	1.90	1.78	1.85	1.80	1.85	1.75	1.70	1.70	1.87
1951	1.90	1.95	1.95	1.95	2.00	2.00	2.05	2.05	1.90	2.00	2.20	2.20	2.12
1952	2.20	2.00	2.05	2.05	2.10	2.10	2.10	2.05	2.00	2.00	1.95	1.98	1.94
1953	1.98	1.90	1.90	1.90	1.90	1.90	1.87	1.93	1.93	1.85	1.85	1.90	1.90
1954	1.90	1.90	1.90	1.95	1.95	1.95	1.90	1.90	1.95	1.95	1.90	1.90	1.85
1955	1.85	1.80	1.80	1.80	1.80	1.85	1.85	1.85	1.80	1.75	1.65	1.70	1.71
1956	1.70	1.65	1.65	1.70	1.75	1.80	1.80	1.80	1.80	1.70	1.60	1.60	1.63
1957	1.65	1.60	1.65	1.65	1.70	1.70	1.75	1.70	1.60	1.55	1.60	1.55	1.55
1958	1.50	1.50	1.50	1.58	1.55	1.55	1.55	1.50	1.50	1.50	1.40	1.45	1.45
1959	1.45	1.45	1.45	1.50	1.50	1.55	1.50	1.50	1.50	1.50	1.45	1.50	1.50
1960	1.55	1.50	1.50	1.50	1.50	1.50	1.55	1.50	1.50	1.50	1.50	1.50	1.50
1961	1.50	1.50	1.55	1.50	1.50	1.50	1.50	1.45	1.45	1.45	1.50	1.50	1.52
1962	1.50	1.55	1.60	1.60	1.60	1.65	1.65	1.65	1.60	1.62	1.60	1.55	1.59
1963	1.60	1.60	1.60	1.55	1.60	1.65	1.65	1.65	1.65	1.60	1.60	1.60	1.59
1964	1.60	1.55	1.60	1.60	1.60	1.60	1.60	1.50	1.50	1.50	1.50	1.55	1.53
1965	1.55	1.55	1.55	1.55	1.55	1.55	1.55	1.50	1.50	1.45	1.45	1.45	1.47
1966	1.50	1.50	1.45	1.46	1.46	1.45	1.45	1.50	1.50	1.50	1.50	1.50	1.43
1967	1.50	1.50	1.50	1.45	1.45	1.50	1.45						1.38
1968													1.30
1969													1.35
1970													1.40
1971													1.40
1972													1.90
1973													2.78
1974													3.10
1975													3.00
1976													2.55
1977													2.45
1978													2.65
VERMONT													
1949	1.70	1.55	1.55	1.65	1.65	1.65	1.70	1.55	1.60	1.50	1.45	1.50	1.56
1950	1.50	1.50	1.55	1.60	1.65	1.65	1.75	1.75	1.75	1.75	1.80	1.85	1.92
1951	1.95	2.00	2.00	2.00	2.00	1.95	2.00	2.00	2.00	2.05	2.10	2.20	2.11
1952	2.20	2.10	2.10	2.10	2.10	2.10	2.05	2.05	2.05	1.95	1.85	1.90	1.88
1953	1.90	1.85	1.85	1.85	1.90	1.85	1.85	1.90	1.90	1.80	1.75	1.85	1.85
1954	1.85	1.85	1.85	1.85	1.90	1.90	1.90	1.95	1.95	1.95	1.80	1.75	1.76
1955	1.80	1.80	1.75	1.75	1.75	1.70	1.70	1.60	1.60	1.50	1.45	1.50	1.62
1956	1.50	1.55	1.60	1.70	1.75	1.85	1.35	1.95	1.95	1.65	1.65	1.65	1.63
1957	1.65	1.60	1.60	1.65	1.65	1.60	1.60	1.60	1.60	1.55	1.55	1.55	1.60
1958													1.55
1959													1.50
1960													1.45
1961													1.45
1962													1.55
1963													1.60
1964													1.65
1965													1.70
1966													1.75
1967													
1968													
1969													
1970													
1971													
1972													
1973													
1974													
1975													
1976													
1977													
1978													

CORN: PRICES RECEIVED BY FARMERS, MONTHLY AND SEASON AVERAGE,
BY STATE AND UNITED STATES, 1949-78

YEAR	JAN	FEB	MAR	APR	MAY	JUN	JUL	AUG	SEP	OCT	NOV	DEC	SEASON AVERAGE
DOLLARS PER BUSHEL													
VIRGINIA													
1949	1.38	1.22	1.27	1.31	1.34	1.34	1.39	1.36	1.33	1.29	1.22	1.23	1.35
1950	1.26	1.28	1.30	1.36	1.45	1.53	1.61	1.70	1.68	1.58	1.52	1.53	1.70
1951	1.68	1.74	1.76	1.75	1.79	1.76	1.77	1.78	1.77	1.72	1.71	1.80	1.80
1952	1.85	1.83	1.82	1.82	1.81	1.83	1.84	1.89	1.85	1.74	1.66	1.74	1.74
1953	1.76	1.72	1.75	1.76	1.75	1.75	1.75	1.78	1.75	1.65	1.63	1.66	1.70
1954	1.70	1.72	1.71	1.73	1.73	1.75	1.75	1.79	1.73	1.62	1.62	1.64	1.61
1955	1.64	1.65	1.62	1.61	1.60	1.58	1.56	1.52	1.42	1.33	1.25	1.25	1.37
1956	1.29	1.33	1.35	1.42	1.51	1.57	1.59	1.60	1.52	1.34	1.31	1.31	1.36
1957	1.34	1.35	1.37	1.38	1.37	1.36	1.38	1.45	1.39	1.34	1.34	1.39	1.41
1958	1.39	1.41	1.45	1.49	1.52	1.53	1.56	1.50	1.41	1.26	1.24	1.27	1.31
1959	1.31	1.32	1.34	1.36	1.38	1.38	1.39	1.38	1.26	1.15	1.16	1.17	1.23
1960	1.20	1.24	1.27	1.33	1.34	1.34	1.35	1.33	1.23	1.21	1.15	1.14	1.21
1961	1.18	1.25	1.28	1.25	1.26	1.29	1.28	1.26	1.22	1.17	1.19	1.24	1.25
1962	1.27	1.30	1.31	1.31	1.34	1.34	1.35	1.33	1.25	1.21	1.21	1.25	1.28
1963	1.29	1.33	1.34	1.35	1.37	1.38	1.40	1.39	1.39	1.35	1.33	1.33	1.36
1964	1.35	1.40	1.40	1.38	1.37	1.39	1.39	1.38	1.32	1.25	1.28	1.30	1.30
1965	1.31	1.35	1.36	1.37	1.39	1.39	1.38	1.36	1.26	1.23	1.20	1.28	1.28
1966	1.35	1.38	1.37	1.38	1.38	1.38	1.39	1.43	1.45	1.43	1.42	1.47	1.46
1967	1.50	1.51	1.51	1.49	1.49	1.50	1.48	1.39	1.25	1.14	1.11	1.18	1.18
1968	1.21	1.23	1.23	1.23	1.21	1.21	1.18	1.11	1.04	1.05	1.10	1.17	1.12
1969	1.23	1.25	1.25	1.28	1.32	1.34	1.35	1.34	1.23	1.23	1.25	1.28	1.28
1970	1.35	1.38	1.38	1.38	1.40	1.38	1.42	1.43	1.47	1.44	1.45	1.48	1.50
1971	1.58	1.62	1.63	1.61	1.59	1.62	1.57	1.44	1.24	1.15	1.12	1.19	1.23
1972	1.26	1.29	1.30	1.29	1.28	1.31	1.30	1.29	1.31	1.29	1.35	1.54	1.49
1973	1.67	1.67	1.65	1.62	1.75	2.17	2.22	2.79	2.21	2.26	2.28	2.50	2.42
1974	2.69	2.91	2.86	2.62	2.62	2.75	2.94	3.39	3.28	3.46	3.38	3.35	3.22
1975	3.29	3.07	2.82	2.85	2.77	2.75	2.79	2.99	2.79	2.71	2.45	2.47	2.69
1976	2.55	2.58	2.62	2.59	2.73								2.48
1977													2.10
1978													2.35
WASHINGTON													
1949	1.65	1.50	1.50	1.65	1.60	1.60	1.65	1.55	1.55	1.50	1.40	1.45	1.50
1950	1.45	1.50	1.50	1.60	1.60	1.60	1.70	1.70	1.70	1.65	1.70	1.75	1.78
1951	1.80	1.85	1.80	1.85	1.85	1.85	1.85	1.85	1.90	1.95	2.00	2.10	2.02
1952	2.00	2.00	2.00	2.00	2.00	2.05	2.05	2.05	2.05	1.85	1.75	1.75	1.73
1953	1.70	1.65	1.65	1.65	1.75	1.70	1.70	1.70	1.70	1.60	1.56	1.60	1.62
1954	1.60	1.65	1.65	1.67	1.65	1.65	1.65	1.70	1.70	1.65	1.60	1.65	1.59
1955	1.55	1.50	1.50	1.55	1.60	1.65	1.70	1.65	1.60	1.56	1.60	1.60	1.59
1956	1.60	1.55	1.55	1.60	1.65	1.65	1.65	1.70	1.65	1.60	1.60	1.60	1.58
1957	1.63	1.55	1.55	1.50	1.50	1.50	1.55	1.54	1.51	1.41	1.38	1.37	1.40
1958	1.35	1.35	1.38	1.40	1.45	1.45	1.45	1.45	1.45	1.30	1.30	1.33	1.38
1959	1.35	1.40	1.45	1.43	1.45	1.46	1.46	1.46	1.43	1.36	1.29	1.32	1.35
1960	1.35	1.39	1.40	1.40	1.43	1.44	1.38	1.36	1.36	1.31	1.20	1.22	1.25
1961	1.24	1.25	1.26	1.23	1.27	1.28	1.32	1.32	1.33	1.33	1.30	1.26	1.30
1962	1.25	1.25	1.27	1.30	1.33	1.38	1.39	1.38	1.40	1.38	1.28	1.35	1.34
1963	1.35	1.35	1.35	1.36	1.35	1.35	1.38	1.40	1.42	1.37	1.34	1.36	1.37
1964	1.37	1.35	1.38	1.40	1.42	1.42	1.44	1.43	1.48	1.44	1.41	1.45	1.43
1965	1.43	1.44	1.42	1.45	1.42	1.43	1.38	1.38	1.36	1.36	1.36	1.45	1.41
1966	1.49	1.48	1.37	1.40	1.39	1.41	1.49	1.50	1.47	1.43	1.43	1.43	1.44
1967	1.48	1.46	1.47	1.47	1.49	1.51	1.47	1.36	1.37	1.32	1.31	1.34	1.33
1968	1.34	1.35	1.35	1.32			1.35	1.26	1.29	1.25	1.30	1.30	1.30
1969	1.32	1.31	1.30	1.32	1.37	1.43	1.40	1.37	1.32				1.34
1970													1.58
1971													1.37
1972													1.80
1973													2.94
1974													3.55
1975													2.95
1976													2.70
1977													2.35
1978													2.64

CORN: PRICES RECEIVED BY FARMERS, MONTHLY AND SEASON AVERAGE,
BY STATE AND UNITED STATES, 1949-78

YEAR	JAN	FEB	MAR	APR	MAY	JUN	JUL	AUG	SEP	OCT	NOV	DEC	SEASON AVERAGE
DOLLARS PER BUSHEL													
WEST VIRGINIA													
1949	1.54	1.45	1.50	1.50	1.55	1.50	1.50	1.55	1.48	1.37	1.22	1.33	1.39
1950	1.33	1.35	1.38	1.39	1.51	1.48	1.51	1.55	1.53	1.53	1.53	1.59	1.67
1951	1.64	1.73	1.74	1.78	1.82	1.84	1.82	1.87	1.82	1.74	1.78	1.89	1.89
1952	1.94	1.94	1.95	1.97	1.96	1.96	1.97	1.92	1.95	1.84	1.74	1.79	1.76
1953	1.76	1.75	1.75	1.79	1.73	1.73	1.73	1.73	1.70	1.61	1.52	1.63	1.61
1954	1.60	1.60	1.64	1.64	1.61	1.57	1.60	1.66	1.67	1.53	1.47	1.49	1.51
1955	1.56	1.55	1.50	1.47	1.53	1.53	1.55	1.48	1.45	1.37	1.33	1.38	1.43
1956	1.43	1.43	1.46	1.46	1.49	1.50	1.56	1.54	1.54	1.40	1.45	1.48	1.49
1957	1.50	1.54	1.49	1.52	1.50	1.51	1.57	1.54	1.50	1.40	1.46	1.37	1.46
1958	1.45	1.45	1.45	1.46	1.47	1.52	1.54	1.53	1.51	1.40	1.31	1.33	1.38
1959	1.40	1.40	1.35	1.40	1.43	1.43	1.41	1.43	1.35	1.26	1.27	1.30	1.35
1960	1.35	1.33	1.33	1.40	1.44	1.44	1.46	1.41	1.34	1.27	1.28	1.27	1.32
1961	1.29	1.33	1.38	1.38	1.38	1.36	1.39	1.38	1.36	1.27	1.28	1.38	1.33
1962	1.36	1.32	1.38	1.37	1.32	1.36	1.39	1.37	1.39	1.27	1.31	1.36	1.36
1963	1.33	1.40	1.43	1.41	1.38	1.41	1.46	1.42	1.46	1.44	1.35	1.40	1.40
1964	1.41	1.42	1.42	1.39	1.36	1.37	1.41	1.38	1.38	1.34	1.36	1.38	1.40
1965	1.39	1.45	1.42	1.43	1.42	1.45	1.47	1.46	1.40	1.35	1.29	1.34	1.36
1966	1.36	1.35	1.37	1.42	1.40	1.42	1.44	1.49	1.46	1.44	1.41	1.45	1.41
1967	1.41	1.39	1.41	1.39	1.37	1.39	1.37	1.33	1.29	1.20	1.20	1.26	1.24
1968	1.23	1.27	1.28	1.29	1.29	1.31	1.29	1.26	1.24	1.20	1.22	1.25	1.27
1969	1.26	1.31	1.31	1.34	1.38	1.39	1.39	1.37	1.34	1.33	1.28	1.33	1.36
1970	1.35	1.36	1.36	1.39	1.41	1.41	1.42	1.42	1.53	1.43	1.42	1.53	1.49
1971	1.54	1.57	1.57	1.59	1.57	1.65	1.58	1.58	1.24	1.17	1.10	1.25	1.23
1972	1.30	1.25	1.30	1.30	1.32	1.32	1.35	1.35	1.40	1.38	1.40	1.55	1.64
1973	1.55	1.60	1.60	1.65	1.80	2.05	2.15	2.80	2.25	2.25	2.25	2.40	2.58
1974	2.60	2.90	2.95	2.70	2.65	2.70	2.90	3.25	3.35	3.55	3.50	3.55	3.29
1975	3.40	3.15	2.95	2.85	2.85	2.70	2.75	2.95	2.95	2.85	2.60	2.55	2.67
1976	2.65	2.65	2.60	2.60	2.65								2.50
1977													2.05
1978													2.25
WISCONSIN													
1949	1.26	1.15	1.19	1.21	1.21	1.19	1.23	1.21	1.16	1.07	.95	1.05	1.18
1950	1.06	1.10	1.12	1.15	1.25	1.30	1.36	1.38	1.44	1.44	1.43	1.45	1.59
1951	1.55	1.60	1.62	1.64	1.66	1.65	1.68	1.69	1.73	1.70	1.65	1.65	1.68
1952	1.66	1.64	1.62	1.64	1.70	1.73	1.73	1.71	1.69	1.58	1.38	1.43	1.43
1953	1.43	1.38	1.39	1.40	1.43	1.41	1.42	1.42	1.42	1.37	1.34	1.40	1.47
1954	1.39	1.38	1.40	1.41	1.41	1.45	1.45	1.48	1.49	1.48	1.35	1.31	1.37
1955	1.35	1.32	1.30	1.32	1.34	1.34	1.34	1.27	1.23	1.18	1.05	1.13	1.27
1956	1.14	1.17	1.18	1.29	1.35	1.44	1.45	1.50	1.50	1.26	1.15	1.19	1.20
1957	1.18	1.12	1.12	1.10	1.13	1.15	1.15	1.14	1.13	1.08	1.04	1.03	1.09
1958	.98	.98	1.02	1.08	1.12	1.14	1.17	1.23	1.22	1.14	.98	1.06	1.11
1959	1.07	1.08	1.10	1.14	1.16	1.18	1.16	1.17	1.14	1.00	1.02	.97	1.02
1960	.98	.96	.95	1.03	1.04	1.07	1.07	1.07	1.07	1.02	1.00	.96	1.02
1961	1.01	1.01	1.01	1.01	1.04	1.06	1.07	1.09	1.08	1.06	1.01	.96	1.05
1962	1.01	1.02	1.05	1.05	1.06	1.05	1.05	1.05	1.07	1.07	1.05	1.05	1.11
1963	1.05	1.09	1.08	1.09	1.09	1.15	1.19	1.20	1.24	1.12	1.08	1.13	1.15
1964	1.14	1.13	1.16	1.18	1.19	1.20	1.19	1.20	1.22	1.17	1.10	1.15	1.19
1965	1.16	1.19	1.21	1.21	1.25	1.25	1.27	1.26	1.25	1.22	1.06	1.06	1.17
1966	1.13	1.16	1.14	1.17	1.18	1.19	1.24	1.32	1.35	1.30	1.26	1.31	1.28
1967	1.31	1.30	1.31	1.30	1.30	1.30	1.28	1.21	1.19	1.14	1.02	1.02	1.06
1968	1.06	1.06	1.07	1.07	1.12	1.12	1.10	1.05	1.03	1.00	1.01	1.04	1.08
1969	1.08	1.08	1.08	1.10	1.13	1.16	1.16	1.16	1.14	1.11	1.08	1.09	1.16
1970	1.12	1.14	1.12	1.14	1.17	1.19	1.24	1.25	1.37	1.32	1.32	1.35	1.37
1971	1.41	1.44	1.44	1.45	1.43	1.49	1.44	1.30	1.18	1.10	1.04	1.10	1.11
1972	1.10	1.12	1.13	1.15	1.17	1.14	1.15	1.15	1.18	1.17	1.16	1.30	1.49
1973	1.30	1.27	1.32	1.32	1.48	1.84	1.89	2.37	2.12	2.15	2.13	2.43	2.63
1974	2.58	2.73	2.75	2.48	2.53	2.70	3.05	3.40	3.43	3.58	3.40	3.31	3.08
1975	3.09	2.87	2.68	2.73	2.69	2.70	2.72	2.96	2.82	2.71	2.40	2.43	2.58
1976	2.43	2.49	2.52	2.49	2.62	2.78	2.84	2.76	2.75	2.49	2.20	2.30	2.12
1977	2.30	2.39	2.37	2.35	2.30	2.23	1.96	1.69	1.65	1.68	1.79	1.85	2.01
1978	1.91	1.98	2.00	2.20	2.28	2.27	2.05	1.94	1.86	1.86	1.92	1.98	2.14

CORN: PRICES RECEIVED BY FARMERS, MONTHLY AND SEASON AVERAGE,
BY STATE AND UNITED STATES, 1949-78

YEAR	JAN	FEB	MAR	APR	MAY	JUN	JUL	AUG	SEP	OCT	NOV	DEC	SEASON AVERAGE
DOLLARS PER BUSHEL													
WYOMING													
1949	1.40	1.30	1.40	1.40	1.25	1.40	1.40	1.40	1.30	1.20	1.30	1.30	1.33
1950	1.28	1.30	1.34	1.45	1.45	1.45	1.45	1.45	1.40	1.30	1.35	1.40	1.47
1951	1.51	1.55	1.50	1.50	1.55	1.55	1.55	1.60	1.60	1.70	1.75	1.80	1.79
1952	1.80	1.75	1.75	1.75	1.80	1.85	1.90	1.95	1.90	1.80	1.70	1.72	1.65
1953	1.65	1.55	1.60	1.57	1.60	1.60	1.57	1.60	1.60	1.55	1.53	1.55	1.56
1954	1.55	1.55	1.55	1.55	1.55	1.60	1.60	1.65	1.65	1.60	1.60	1.60	1.60
1955	1.65	1.60	1.60	1.55	1.60	1.60	1.60	1.50	1.50	1.40	1.40	1.45	1.44
1956	1.45	1.40	1.40	1.45	1.45	1.50	1.55	1.60	1.60	1.50	1.35	1.40	1.40
1957	1.40	1.40	1.45	1.40	1.40	1.40	1.35	1.35	1.30	1.25	1.25	1.20	1.22
1958	1.10	1.00	1.00	1.05	1.05	1.15	1.15	1.15	1.15	1.00	1.00	1.05	1.07
1959	1.05	1.05	1.05	1.10	1.15	1.15	1.15	1.20	1.20	1.15	1.10	1.05	1.08
1960	1.05	1.05	1.07	1.09	1.14	1.14	1.17	1.14	1.14	1.10	1.10	1.07	1.07
1961	1.04	1.01	1.04	1.05	1.07	1.10	1.10	1.10	1.10	1.12	1.12	1.11	1.11
1962	1.10	1.08	1.08	1.09	1.14	1.14	1.12	1.09	1.08	1.08	1.09	1.05	1.14
1963	1.15	1.18	1.19	1.19	1.19	1.19	1.19	1.20	1.20	1.12	1.10	1.15	1.17
1964	1.15	1.15	1.22	1.24	1.22	1.27	1.28	1.26	1.28	1.25	1.24	1.30	1.29
1965	1.32	1.32	1.33	1.31	1.31	1.32	1.31	1.29	1.29	1.28	1.20	1.20	1.23
1966	1.26	1.26	1.24	1.24	1.27	1.27	1.25	1.33	1.38	1.30	1.29	1.32	1.30
1967	1.30	1.27	1.29	1.27	1.28	1.28	1.28	1.24	1.23	1.16	1.14	1.16	1.16
1968	1.16	1.17	1.19	1.14	1.19	1.17	1.14			1.13	1.17	1.15	1.18
1969	1.18	1.22	1.18	1.25	1.28	1.28	1.26	1.23	1.22	1.18	1.22	1.20	1.22
1970	1.22	1.26	1.22	1.24	1.25	1.26	1.26	1.26	1.30	1.34	1.34	1.35	1.36
1971	1.37	1.34	1.38	1.37	1.40	1.42	1.51	1.44	1.35	1.35	1.30	1.35	1.32
1972	1.30	1.32	1.32	1.35	1.35	1.31	1.32	1.32	1.35	1.38	1.38	1.55	1.61
1973	1.51	1.51	1.59	1.65	1.70	1.94	2.15	2.66	2.56	2.61	2.60	2.73	2.77
1974	2.85	3.00	2.97	2.85	2.90	3.00	3.10	3.30	3.50	3.60	3.60	3.45	3.44
1975	3.45	3.30	3.12	3.23	3.23	3.25	3.23	3.50	3.42	3.25	3.02	3.05	3.07
1976	3.10	3.10	3.14	3.07	3.22								2.24
1977													2.05
1978													2.25

SORGHUM FOR GRAIN: PRICES RECEIVED BY FARMERS, MONTHLY AND SEASON AVERAGE,
BY STATE AND UNITED STATES, 1949-78

YEAR	JAN	FEB	MAR	APR	MAY	JUN	JUL	AUG	SEP	OCT	NOV	DEC	SEASON AVERAGE
DOLLARS PER CMT													
UNITED STATES													
1949	2.22	2.07	2.17	2.18	2.15	2.04	1.95	1.87	1.80	1.72	1.66	1.79	2.02
1950	1.89	1.88	1.93	1.98	1.97	1.93	1.90	1.88	1.77	1.63	1.77	1.88	1.88
1951	2.10	2.18	2.12	2.14	2.22	2.16	2.09	2.09	2.12	2.15	2.37	2.51	2.36
1952	2.53	2.51	2.52	2.56	2.60	2.68	2.69	2.90	3.02	2.87	2.82	2.84	2.82
1953	2.74	2.65	2.66	2.52	2.48	2.39	2.42	2.42	2.26	2.19	2.18	2.21	2.36
1954	2.29	2.32	2.40	2.43	2.47	2.27	2.20	2.22	2.16	2.14	2.16	2.22	2.25
1955	2.26	2.26	2.23	2.23	2.39	2.24	1.96	1.77	1.67	1.63	1.66	1.72	1.74
1956	1.78	1.81	1.84	1.93	2.02	2.02	2.07	2.15	2.03	2.07	2.11	2.14	2.05
1957	2.13	2.09	2.07	2.04	1.99	1.89	1.72	1.66	1.57	1.43	1.42	1.56	1.74
1958	1.63	1.62	1.69	1.77	1.76	1.76	1.82	1.72	1.68	1.57	1.63	1.68	1.78
1959	1.73	1.75	1.76	1.80	1.85	1.85	1.78	1.61	1.52	1.48	1.51	1.50	1.53
1960	1.53	1.53	1.53	1.55	1.54	1.53	1.55	1.51	1.49	1.42	1.42	1.41	1.49
1961	1.46	1.48	1.52	1.48	1.56	1.65	1.73	1.68	1.65	1.61	1.63	1.65	1.80
1962	1.65	1.67	1.67	1.68	1.71	1.71	1.74	1.70	1.68	1.62	1.61	1.64	1.82
1963	1.68	1.70	1.72	1.71	1.72	1.75	1.77	1.76	1.78	1.73	1.73	1.76	1.74
1964	1.76	1.75	1.75	1.74	1.76	1.78	1.79	1.82	1.86	1.86	1.88	1.93	1.88
1965	1.94	1.95	1.93	1.93	1.97	1.97	1.87	1.88	1.83	1.70	1.71	1.73	1.76
1966	1.74	1.79	1.77	1.76	1.77	1.78	1.79	1.87	1.88	1.73	1.77	1.84	1.82
1967	1.86	1.90	1.94	1.94	1.97	1.97	2.08	1.95	1.80	1.68	1.68	1.73	1.77
1968	1.75	1.86	1.86	1.83	1.84	1.80	1.74	1.63	1.62	1.60	1.68	1.72	1.69
1969	1.74	1.77	1.76	1.76	1.81	1.81	1.82	1.92	1.97	1.91	1.94	1.92	1.91
1970	1.92	1.92	1.87	1.80	1.80	1.80	1.92	1.91	2.07	2.02	2.02	2.04	2.04
1971	2.10	2.16	2.17	2.19	2.33	2.43	2.37	2.27	2.01	1.76	1.78	1.86	1.86
1972	1.89	1.86	1.87	1.87	1.88	1.90	1.98	2.05	2.11	2.09	2.19	2.72	2.45
1973	2.72	2.60	2.60	2.56	2.66	3.10	3.46	3.64	3.87	3.65	3.66	3.83	3.82
1974	4.03	4.38	4.25	3.78	3.59	3.59	4.15	5.07	5.30	5.78	5.85	5.33	4.95
1975	4.96	4.21	4.03	4.15	4.21	4.15	4.25	4.69	4.56	4.43	4.05	4.00	4.21
1976	4.06	4.09	4.14	4.14	4.14	4.29	4.53	4.03	4.20	3.68	3.30	3.51	3.63
1977	3.59	3.51	3.55	3.44	3.20	3.12	2.84	2.63	2.52	2.80	3.03	3.05	3.25
1978	3.15	3.20	3.39	3.62	3.66	3.64	3.50	3.37	3.22	3.35	3.45	3.58	3.59
ALABAMA													
1949	2.65	2.40	2.55	2.55	2.70	2.60	2.60	2.65	2.65	2.35	2.35	2.30	2.30
1950	2.20	2.20	2.30	2.20	2.40	2.40	2.50	2.50	2.25	2.20	2.25	2.35	2.36
1951	2.55	2.45	2.50	2.50	2.55	2.45	2.40	2.40	2.55	2.50	2.70	2.70	2.75
1952	2.80	2.80	2.90	2.90	3.00	3.10	3.15	3.15	3.15	3.00	2.85	2.85	2.88
1953	2.85	2.75	2.85	2.85	2.90	2.90	3.00	3.00	2.65	2.40	2.50	2.50	2.48
1954	2.40	2.45	2.55	2.55	2.55	2.55	2.55	2.50	2.50	2.45	2.50	2.50	2.46
1955	2.50	2.55	2.50	2.50	2.70	2.50	2.50	2.45	2.30	2.30	2.00	2.00	2.16
1956	1.90	1.95	2.00	2.20	2.20	2.40	2.45	2.45	2.15	2.00	2.05	2.15	2.07
1957	2.10	2.10	2.15	2.10	2.15	2.10	2.15	2.00	1.85	1.80	1.85	1.85	1.88
1958	1.95	1.95	2.00	2.00	2.10	2.10	2.10	2.05	2.00	1.85	1.85	1.85	1.91
1959	1.95	2.00	2.00	2.00	2.00	2.10	2.00	1.90	1.90	1.75	1.75	1.70	1.79
1960	1.80	1.90	1.90	1.95	1.90	1.80	1.80	1.85	1.85	1.75	1.70	1.75	1.77
1961	1.85	1.90	1.90	1.85	1.95	2.00	2.00	1.95	1.90	1.90	1.90	1.90	1.89
1962	1.90	1.90	1.90	1.90	1.90	1.90	1.90	1.90	1.85	1.90	1.90	1.90	1.89
1963	2.00	1.95	1.95	1.90	1.95	1.95	2.00	1.95	2.00	2.00	1.95	2.00	2.00
1964	2.05	2.00	2.00	2.05	2.10	2.05	2.05	2.05	2.00	2.00	1.95	2.00	2.00
1965	2.00	2.05	2.05	2.05	2.05	2.05	2.05	2.05	1.95	1.95	2.00	2.00	1.98
1966	2.00	2.00	2.00	2.00	2.00	2.00	2.05	2.00	2.00	2.00	2.00	2.00	2.05
1967	2.20	2.20	2.30	2.30	2.30	2.30	2.20	2.10	2.05	1.95	1.85	1.85	1.95
1968	1.90	2.00	2.00	1.95	1.90	1.85	1.85	1.85	1.70	1.70	1.75	1.75	1.75
1969	1.80	1.85	1.85	1.85	1.90	1.90	1.90	1.90	1.80	1.85	1.85	1.85	1.86
1970	1.85	1.90	1.90	1.90	1.90	1.95	1.90	1.95	2.10	2.10	2.20	2.25	2.20
1971	2.35	2.35	2.35	2.40	2.45	2.55	2.50	2.40	2.05	1.75	1.50	1.55	1.70
1972	1.50	1.50	1.55	1.60	1.60	1.60	1.65	1.70	1.85	1.90	2.00	2.25	2.12
1973	2.25	2.25	2.30	2.30	2.45	2.80	3.00	4.20	3.90	4.00	3.90	3.90	3.97
1974	3.95	4.35	4.35	4.00	4.00	4.00	4.50	5.00	5.00	5.50	5.50	5.20	5.25
1975	5.00	5.00	4.80	5.00	5.00	4.90	4.80	5.10	5.00	4.75	4.50	4.40	4.52
1976	4.30	4.20	4.30	4.30	4.37								3.70
1977													3.40
1978													4.05

SORGHUM FOR GRAIN: PRICES RECEIVED BY FARMERS, MONTHLY AND SEASON AVERAGE,
BY STATE AND UNITED STATES, 1949-78

YEAR	JAN	FEB	MAR	APR	MAY	JUN	JUL	AUG	SEP	OCT	NOV	DEC	SEASON AVERAGE
DOLLARS PER CWT													
ARIZONA													
1949	2.55	2.45	2.45	2.50	2.40	2.40	2.40	2.30	2.35	2.20	2.20	2.20	2.29
1950	2.25	2.25	2.30	2.35	2.30	2.30	2.30	2.20	2.15	2.20	2.25	2.25	2.36
1951	2.45	2.55	2.55	2.55	2.65	2.65	2.65	2.75	2.65	2.75	3.10	3.25	3.21
1952	3.30	3.25	3.25	3.10	3.10	3.10	3.25	3.45	3.45	3.40	3.35	3.30	3.23
1953	3.20	3.05	3.00	2.90	2.95	2.90	2.95	2.90	2.70	2.60	2.55	2.60	2.63
1954	2.65	2.75	2.85	2.80	2.80	2.80	2.75	2.55	2.40	2.40	2.40	2.40	2.45
1955	2.45	2.45	2.40	2.40	2.45	2.50	2.40	2.25	2.05	2.00	2.05	2.05	2.07
1956	2.05	2.10	2.15	2.25	2.25	2.30	2.45	2.40	2.40	2.45	2.55	2.55	2.54
1957	2.60	2.60	2.60	2.50	2.40	2.35	2.25	2.20	2.15	2.10	2.10	2.15	2.23
1958	2.15	2.20	2.20	2.25	2.20	2.30	2.30	2.25	2.15	2.10	2.15	2.20	2.07
1959	2.25	2.30	2.30	2.30	2.35	2.30	2.25	2.15	2.05	2.00	2.10	2.15	2.05
1960	2.10	2.15	2.15	2.10	2.10	2.10	2.05	2.00	1.95	1.95	1.95	2.05	2.00
1961	2.10	2.10	2.15	2.15	2.10	2.20	2.15	2.10	1.95	1.95	1.95	2.00	2.02
1962	2.00	2.05	2.05	2.10	2.15	2.15	2.15	2.10	2.05	2.05	2.00	2.00	2.07
1963	2.15	2.10	2.10	2.20	2.25	2.30	2.25	2.20	2.20	2.20	2.20	2.20	2.18
1964	2.20	2.20	2.20	2.25	2.30	2.30	2.30	2.25	2.20	2.20	2.25	2.25	2.25
1965	2.30	2.30	2.30	2.35	2.40	2.40	2.35	2.35	2.25	2.20	2.15	2.15	2.20
1966	2.15	2.20	2.20	2.25	2.25	2.25	2.20	2.15	2.15	2.10	2.10	2.10	2.12
1967	2.20	2.25	2.35				2.40	2.30	2.10	2.03	2.03	2.07	2.09
1968	2.09	2.17	2.24	2.20	2.17	2.07	2.07	2.04	1.96	2.00	2.02	2.07	2.04
1969	2.16	2.25	2.27	2.29	2.25	2.30	2.40	2.37	2.35	2.31	2.37	2.39	2.36
1970	2.42	2.30	2.33	2.22	2.28	2.24	2.34	2.34	2.38	2.45	2.50	2.53	2.54
1971	2.55	2.64	2.70	2.75	2.75	2.75	2.70	2.60	2.35	2.20	2.40	2.50	2.36
1972	2.45	2.45	2.45	2.45	2.50	2.45	2.50	2.65	2.65	2.70	2.85	3.45	3.08
1973	3.35	3.20	3.15	3.25	3.55	3.80	4.00	5.00	4.69	5.00	5.10	4.96	5.06
1974	5.04	5.39	5.45	5.15	5.25	5.25	5.42	5.99	6.43	6.37	6.48	6.41	6.13
1975	6.12	5.58	5.11	5.14	5.45	5.22	5.31	5.36	5.42	5.41	5.07	5.26	5.21
1976	5.15	5.07	5.07	5.09	5.10	5.20	5.60	5.38	5.12	4.57	4.31	4.19	4.28
1977	4.49	4.32	4.22	3.80	3.91	4.29	4.05	4.21	3.00	3.12	3.85	3.69	3.67
1978	3.69	3.72	3.72						4.25	4.67	4.28	4.77	4.61
ARKANSAS													
1949	2.25	2.15	2.25	2.30	2.25	2.25	2.25	2.15	2.05	2.00	2.00	2.00	2.12
1950	2.10	1.95	2.00	2.10	2.20	2.15	2.25	2.25	2.05	1.80	1.95	2.10	2.12
1951	2.10	2.20	2.30	2.30	2.35	2.30	2.30	2.25	2.30	2.35	2.55	2.60	2.61
1952	2.65	2.60	2.60	2.60	2.65	2.65	2.65	2.75	2.80	2.65	2.65	2.70	2.62
1953	2.70	2.70	2.70	2.65	2.60	2.50	2.55	2.60	2.40	2.27	2.25	2.25	2.57
1954	2.25	2.25	2.30	2.30	2.35	2.35	2.35	2.40	2.25	2.25	2.20	2.25	2.23
1955	2.30	2.35	2.30	2.30	2.35	2.35	2.35	1.90	1.85	1.65	1.60	1.65	1.75
1956	1.65	1.75	1.85	1.95	2.00	2.10	2.10	2.10	2.00	1.95	2.00	2.05	2.00
1957	2.10	2.10	2.10	2.15	2.10	2.00	2.05	1.90	1.85	1.70	1.60	1.65	1.75
1958	1.75	1.85	1.90	1.95	2.00	1.95	1.95	1.95	1.80	1.75	1.70	1.75	1.80
1959	1.80	1.85	1.90	2.00	2.05	2.05	2.10	2.05	1.80	1.70	1.70	1.71	1.77
1960	1.74	1.85	1.90	1.90	1.90	1.86	1.87	1.77	1.70	1.61	1.60	1.63	1.68
1961	1.70	1.75	1.75	1.76	1.86	1.86	1.83	1.86	1.87	1.72	1.76	1.76	1.80
1962	1.85	1.86	1.86	1.86	1.86	1.91	1.95	1.98	1.92	1.85	1.85	1.90	1.91
1963	1.95	1.95	2.00	1.97	1.97	1.98	2.03	2.03	1.95	1.95	1.95	1.98	1.96
1964	2.02	2.00	1.97	1.99	1.96	2.00	2.05	2.00	1.95	1.97	2.02	2.02	2.02
1965	2.02	2.05	2.10	2.10	2.14	2.14	2.14	2.08	1.97	1.92	1.95	1.95	1.98
1966	2.03	2.03	2.03	2.03	2.03	2.01	2.15	2.15	2.10	2.10	2.10	2.10	2.11
1967	2.08	2.05	2.10	2.10	2.13	2.15	2.14	2.05	1.95	1.91	1.88	1.94	1.93
1968	1.94	2.00	2.00	1.97	1.97	1.97	1.95	1.75	1.70	1.75	1.77	1.73	1.79
1969	1.85	1.85	1.85	1.90	2.00	1.90	1.90	1.85	1.85	1.80	1.85	1.85	1.88
1970	1.90	1.90	1.90	1.95	1.90	1.92	2.03	2.03	2.05	1.92	1.92	1.99	2.04
1971	2.11	2.17	2.17	2.20	2.26	2.38	2.28	2.05	1.77	1.72	1.77	1.80	1.82
1972	1.90	2.00	2.05	2.10	2.10	2.05	2.05	2.00	1.90	2.00	2.10	2.57	2.12
1973	2.75	2.77	2.80	2.85	2.94	3.00	3.15	3.99	3.50	3.64	3.73	3.80	3.71
1974	4.30	4.44	4.50	4.10	4.20	4.12	4.33	5.07	4.99	5.23	5.30	5.15	5.09
1975	4.67	4.44	4.62	4.50	4.22	4.16	4.20	4.25	3.93	3.75	3.75	3.98	3.88
1976	4.01	4.05	4.15	4.08	4.12								3.75
1977													3.14
1978													3.16

SORGHUM FOR GRAIN: PRICES RECEIVED BY FARMERS, MONTHLY AND SEASON AVERAGE,
BY STATE AND UNITED STATES, 1949-78

YEAR	JAN	FEB	MAR	APR	MAY	JUN	JUL	AUG	SEP	OCT	NOV	DEC	SEASON AVERAGE
DOLLARS PER CWT													
CALIFORNIA													
1949	2.75	2.65	2.65	2.70	2.80	2.65	2.60	2.50	2.55	2.50	2.55	2.55	2.55
1950	2.65	2.65	2.65	2.70	2.60	2.60	2.70	2.70	2.60	2.45	2.55	2.60	2.64
1951	2.90	2.95	2.90	2.90	3.00	3.00	3.00	3.00	3.00	3.15	3.30	3.35	3.30
1952	3.40	3.35	3.35	3.30	3.35	3.55	3.65	3.65	3.65	3.45	3.35	3.35	3.36
1953	3.35	3.15	3.25	3.20	3.15	3.10	3.25	3.25	3.05	2.65	2.75	2.80	2.77
1954	2.90	2.95	3.05	3.05	3.20	2.90	2.85	2.65	2.60	2.60	2.65	2.70	2.66
1955	2.70	2.80	2.75	2.75	3.05	2.85	2.70	2.35	2.30	2.25	2.30	2.35	2.34
1956	2.45	2.40	2.45	2.55	2.65	2.70	2.70	2.60	2.55	2.55	2.60	2.60	2.57
1957	2.70	2.75	2.70	2.55	2.45	2.30	2.30	2.25	2.08	2.07	2.08	2.09	2.18
1958	2.16	2.16	2.32	2.41	2.35	2.32	2.30	2.24	2.10	2.07	2.14	2.26	2.14
1959	2.28	2.27	2.32	2.35	2.33	2.40	2.33	2.05	2.04	2.00	2.05	2.08	2.04
1960	2.07	2.10	2.08	2.09	2.02	1.98	2.00	1.95	1.93	1.89	1.90	1.92	1.95
1961	1.98	2.06	2.11	2.12	2.18	2.23	2.19	2.14	2.09	2.10	2.04	2.12	2.11
1962	2.15	2.15	2.21	2.29	2.27	2.20	2.25	2.23	2.15	2.08	2.09	2.13	2.13
1963	2.22	2.25	2.26	2.28	2.28	2.19	2.20	2.20	2.17	2.15	2.19	2.24	2.20
1964	2.24	2.26	2.28	2.30	2.32	2.28	2.31	2.22	2.23	2.22	2.29	2.33	2.29
1965	2.33	2.38	2.41	2.43	2.40	2.44	2.46	2.31	2.25	2.18	2.13	2.17	2.20
1966	2.24	2.27	2.30	2.30	2.26	2.27	2.27	2.28	2.32	2.25	2.27	2.34	2.32
1967	2.42	2.42	2.44	2.45	2.44	2.45	2.47	2.30	2.14	2.09	2.09	2.15	2.16
1968	2.22	2.32	2.38	2.36	2.32	2.32	2.30	2.18	2.09	2.11	2.16	2.20	2.18
1969	2.27	2.33	2.39	2.36	2.37	2.37	2.40	2.40	2.28	2.28	2.35	2.40	2.34
1970	2.42	2.45	2.43	2.38	2.35	2.35	2.42	2.39	2.51	2.51	2.56	2.64	2.61
1971	2.70	2.68	2.80	2.81	2.86	2.96	2.96	2.77	2.47	2.30	2.35	2.45	2.45
1972	2.50	2.50	2.55	2.65	2.72	2.72	2.66	2.68	2.77	2.86	2.92	3.43	3.13
1973	3.51	3.54	3.60	3.50	3.45	3.98	4.06	5.26	4.87	4.98	4.92	5.02	5.13
1974	5.18	5.41	5.47	4.96	4.69	4.70	5.38	6.14	6.45	6.60	6.62	6.55	6.36
1975	6.20	5.56	5.22	5.38	5.47	5.35	5.24	5.97	5.76	5.20	4.61	4.56	4.98
1976	4.82	4.91	4.96	4.93	5.00	5.08	5.54	5.22	4.96	4.48	4.39	4.51	4.47
1977	4.72	4.69	4.60	4.40	4.34	4.00	3.85	3.56	3.79	3.74	4.04	3.97	3.96
1978	4.28	4.24	5.12			5.26		4.14	4.32	4.31	4.64	4.43	
COLORADO													
1949	1.95	1.85	1.95	2.00	2.00	2.00	1.95	1.85	1.85	1.60	1.40	1.55	2.04
1950	1.65	1.60	1.70	1.85	1.95	1.85	2.05	2.05	2.00	2.00	1.90	2.00	2.14
1951	2.15	2.30	2.30	2.30	2.40	2.30	2.30	2.30	2.30	2.30	2.45	2.50	2.46
1952	2.50	2.45	2.50	2.50	2.55	2.70	2.75	2.95	2.95	2.75	2.70	2.70	2.63
1953	2.70	2.65	2.60	2.50	2.50	2.45	2.45	2.45	2.35	2.15	2.10	2.15	2.27
1954	2.20	2.25	2.25	2.35	2.35	2.45	2.45	2.50	2.45	2.20	2.15	2.20	2.20
1955	2.30	2.30	2.25	2.30	2.35	2.45	2.40	2.20	2.00	1.80	1.80	1.85	1.89
1956	1.90	1.90	1.90	1.95	2.05	2.20	2.30	2.40	2.30	2.30	2.35	2.35	2.25
1957	2.35	2.30	2.30	2.27	2.10	2.03	1.93	1.90	1.70	1.45	1.34	1.42	1.55
1958	1.47	1.47	1.51	1.67	1.67	1.71	1.74	1.85	1.76	1.50	1.54	1.64	1.64
1959	1.65	1.67	1.70	1.74	1.78	1.85	1.80	1.85	1.65	1.54	1.52	1.53	1.54
1960	1.51	1.53	1.54	1.55	1.52	1.52	1.52	1.55	1.57	1.47	1.44	1.44	1.52
1961	1.49	1.51	1.53	1.55	1.63	1.66	1.78	1.80	1.81	1.71	1.69	1.73	1.73
1962	1.73	1.74	1.76	1.76	1.76	1.79	1.84	1.82	1.78	1.70	1.67	1.71	1.73
1963	1.73	1.74	1.77	1.80	1.84	1.88	1.85	1.92	1.88	1.74	1.73	1.78	1.77
1964	1.78	1.80	1.80	1.80	1.81	1.81	1.80	1.88	1.88	1.86	1.92	1.92	1.91
1965	1.96	2.00	2.01	2.09	2.04	2.04	2.04	2.04	2.00	1.82	1.84	1.72	1.80
1966	1.76	1.79	1.77	1.81	1.90	2.00	2.00	2.00	2.05	1.85	1.90	1.93	1.96
1967	2.02	1.96	2.00	2.00	2.05	2.10	2.10	1.98	1.92	1.75	1.61	1.62	1.71
1968	1.71	1.82	1.82	1.82	1.86	1.85	1.80	1.69	1.62	1.63	1.70	1.72	1.77
1969	1.76	1.79	1.82	1.87	1.89	1.87	1.84	1.82	1.87	1.83	1.87	1.81	1.84
1970	1.85	1.89	1.85	1.83	1.82	1.82	1.83	1.84	1.95	1.91	1.95	1.97	2.04
1971	2.02	2.04	2.06	2.13	2.24	2.34	2.42	2.30	2.06	1.74	1.76	1.81	1.84
1972	1.89	1.93	1.91	1.91	1.93	1.95	1.95	1.99	2.06	2.15	2.20	2.63	2.66
1973	2.68	2.67	2.70	2.63	2.72	2.97	3.15	4.29	4.20	3.95	3.69	4.04	4.11
1974	4.06	4.32	4.30	4.00	3.73	3.65	3.93	5.21	5.39	5.43	5.47	5.22	5.03
1975	4.95	4.20	4.03	4.18	4.21	4.29	4.33	4.79	4.68	4.46	4.11	4.10	4.18
1976	4.09	4.09	4.11	4.09	4.11								3.14
1977													3.25
1978													3.14

SORGHUM FOR GRAIN: PRICES RECEIVED BY FARMERS, MONTHLY AND SEASON AVERAGE,
BY STATE AND UNITED STATES, 1949-78

YEAR	JAN	FEB	MAR	APR	MAY	JUN	JUL	AUG	SEP	OCT	NOV	DEC	SEASON AVERAGE
DOLLARS PER CWT													
GEORGIA													
1949													
1950													
1951													
1952													
1953													2.50
1954													2.50
1955													2.07
1956							2.50	2.50	2.20	2.05	2.05	2.05	2.07
1957	2.05	2.05	2.10	2.10	2.10	2.10	2.10	2.00	2.10	1.95	2.00	2.00	2.04
1958	2.10	2.15	2.15	2.25	2.30	2.35	2.25	2.25	2.10	2.10	2.10	2.10	2.13
1959	2.20	2.20	2.15	2.15	2.10	2.10	2.05	1.95	1.95	1.95	1.90	1.95	1.95
1960	1.95	2.00	2.10	2.10	2.15	2.10	2.20	2.10	2.05	1.95	1.85	1.90	1.95
1961	2.00	2.05	2.05	2.00	2.05	2.05	1.95	2.00	1.95	1.95	1.95	1.99	1.96
1962	2.05	2.00	2.00	2.00	2.05	2.00	2.00	2.00	2.00	2.05	2.00	2.05	2.05
1963	2.05	2.10	2.12	2.12	2.12	2.08	2.10	2.13	2.15	2.02	1.97	1.95	2.02
1964	1.97	2.00	2.05	2.02	2.01	2.01	2.01	2.01	1.93	1.93	1.95	1.95	1.95
1965	1.90	2.00	2.01	2.05	2.05	2.05	2.05	2.05	1.98	2.00	1.94	2.00	2.00
1966	1.99	2.05	2.05	2.05	2.10	2.10	2.10	2.05	2.20	2.20	2.25	2.25	2.21
1967	2.25	2.25	2.25	2.25	2.20	2.20	2.20		2.05	2.00	1.90	1.95	1.96
1968	1.95	2.00	2.00	2.00	1.90				1.80	1.80	1.90	1.90	1.88
1969	1.90	2.00	2.00	2.00	2.05	2.10	2.05	2.05					2.00
1970													2.36
1971													1.50
1972													2.14
1973													3.75
1974													5.00
1975													4.25
1976													3.90
1977													3.80
1978													3.25
ILLINOIS													
1949													
1950													
1951													
1952													
1953													
1954													
1955													
1956													
1957													1.88
1958	1.60	1.60	1.70	1.75	1.75	1.75	1.80	1.85	1.55	1.55	1.55	1.55	1.61
1959	1.60	1.65	1.65	1.70	1.70	1.75	1.70	1.65	1.55	1.55	1.55	1.50	1.63
1960	1.55	1.60	1.65	1.60	1.60	1.55	1.55	1.50	1.45	1.42	1.45	1.45	1.46
1961	1.45	1.50	1.50	1.45	1.55	1.60	1.60	1.60	1.65	1.55	1.58	1.58	1.57
1962	1.63	1.60	1.55	1.60	1.60	1.60	1.60	1.60	1.55	1.50	1.55	1.55	1.57
1963	1.60	1.65	1.60	1.65	1.65	1.70	1.65	1.60	1.60	1.60	1.70	1.75	1.68
1964	1.75	1.70	1.70	1.70	1.75	1.80	1.75	1.75	1.70	1.70	1.70	1.75	1.75
1965	1.75	1.80	1.80	1.85	1.85	1.85	1.90	1.85	1.70	1.69	1.65	1.80	1.73
1966	1.80	1.85	1.85	1.85	1.85	1.85	1.95	1.90	1.95	1.85	1.90	1.95	1.91
1967	1.95	1.95	2.00	2.00	2.00	2.05	2.05	1.95	1.90	1.80	1.70	1.70	1.75
1968	1.75	1.80	1.80	1.75	1.80	1.80	1.75	1.60	1.55	1.50	1.60	1.60	1.59
1969	1.65	1.65	1.70	1.70	1.80	1.80	1.80	1.80	1.78				1.75
1970													2.00
1971													1.68
1972													2.14
1973													3.55
1974													5.00
1975													3.75
1976													3.42
1977													2.90
1978													3.16

SORGHUM FOR GRAIN: PRICES RECEIVED BY FARMERS, MONTHLY AND SEASON AVERAGE,
BY STATE AND UNITED STATES, 1949-78

YEAR	JAN	FEB	MAR	APR	MAY	JUN	JUL	AUG	SEP	OCT	NOV	DEC	SEASON AVERAGE
DOLLARS PER CWT													
INDIANA													
1949	1.75	1.70	1.70	1.80	1.80	1.80	1.85	1.80	1.80	1.70	1.50	1.70	1.75
1950	1.70	1.65	1.70	1.75	1.80	1.80	1.90	1.90	1.80	1.60	1.80	1.85	2.04
1951	2.00	2.10	2.05	2.05	2.10	2.05	2.10	2.10	2.20	2.20	2.30	2.60	2.64
1952	2.75	2.75	2.75	2.75	2.75	2.75	2.80	2.80	2.75	2.65	2.65	2.65	2.54
1953	2.65	2.60	2.50	2.50	2.40	2.40	2.40	2.40	2.25	2.10	2.20	2.25	2.30
1954	2.30	2.30	2.35	2.35	2.40	2.40	2.40	2.40	2.40	2.30	2.20	2.20	2.27
1955	2.30	2.30	2.30	2.30	2.35	2.40	2.35	2.30	2.10	2.00	1.90	1.90	1.96
1956	1.90	1.90	1.90	2.00	2.00	2.10	2.30	2.40	1.90	1.90	1.80	1.80	1.84
1957	1.80	1.80	1.80	1.80	1.80	1.75	1.80	1.80	1.40	1.45	1.45	1.65	1.61
1958	1.65	1.65	1.70	1.70	1.70	1.75	1.75	1.75	1.60	1.50	1.50	1.55	1.55
1959	1.60	1.70	1.75	1.80	1.75	1.80	1.80	1.75	1.50	1.45	1.45	1.50	1.48
1960	1.50	1.55	1.55	1.60	1.60	1.60	1.62	1.60	1.45	1.44	1.41	1.40	1.45
1961	1.42	1.58	1.56	1.52	1.57	1.55	1.54	1.55		1.44	1.44	1.54	1.46
1962	1.52	1.52	1.57	1.60	1.55	1.60	1.60	1.60	1.55	1.46	1.46	1.45	1.50
1963	1.65	1.65	1.65	1.60	1.65	1.60	1.60	1.60	1.65	1.60	1.60	1.60	1.63
1964	1.70	1.65	1.70	1.70	1.75	1.80	1.70	1.65	1.70	1.65	1.65	1.60	1.70
1965	1.75	1.80	1.80	1.90	1.95	2.00	1.90	1.80	1.70	1.67	1.63	1.83	1.70
1966	1.80	1.88	1.95	1.95	2.00	1.90	1.95	2.00	1.95	1.90	1.90	2.00	1.91
1967	2.00	2.05	2.00	2.10	2.07	2.05	2.11	1.99	1.83	1.80	1.72	1.70	1.77
1968	1.80	1.85	1.85	1.85	1.75	1.70	1.70	1.64	1.55	1.54	1.60	1.63	1.59
1969	1.73	1.80	1.77	1.75	1.85	1.85	1.78	1.85	1.75				1.80
1970													1.95
1971													1.63
1972													2.32
1973													3.90
1974													4.75
1975													3.86
1976													3.25
1977													2.95
1978													3.20
IOWA													
1949	1.80	1.75	1.75	1.85	1.85	1.85	1.85	1.80	1.80	1.70	1.50	1.60	1.71
1950	1.70	1.65	1.70	1.75	1.85	1.85	1.95	1.95	2.00	1.80	1.85	1.90	
1951	2.00	2.10	2.05	2.05	2.10	2.00	2.10	2.10	2.30	2.30	2.50		
1952													
1953													
1954													2.23
1955										1.80	1.80	1.85	1.79
1956	1.85	1.85	1.90	2.00	2.10	2.25	2.35	2.35	1.85	1.90	1.90	2.00	1.91
1957	1.95	1.95	1.90	1.95	1.95	1.90	1.95	1.90	1.35	1.25	1.30	1.30	1.70
1958	1.35	1.40	1.50	1.60	1.55	1.60	1.65	1.70	1.50	1.40	1.45	1.55	1.84
1959	1.55	1.60	1.60	1.68	1.72	1.76	1.69	1.65	1.52	1.40	1.36	1.38	1.45
1960	1.39	1.41	1.42	1.46	1.44	1.47	1.46	1.49	1.40	1.35	1.30	1.32	1.46
1961	1.41	1.44	1.41	1.40	1.53	1.62	1.66	1.61	1.59	1.47	1.53	1.52	1.61
1962	1.56	1.56	1.50	1.55	1.56	1.56	1.61	1.58	1.52	1.46	1.49	1.59	1.70
1963	1.61	1.63	1.60	1.60	1.62	1.67	1.70	1.60	1.65	1.65	1.65	1.65	1.71
1964	1.68	1.65	1.64	1.67	1.69	1.75	1.78	1.75	1.70	1.70	1.70	1.75	1.73
1965	1.75	1.76	1.76	1.76	1.79	1.79	1.77	1.73	1.65	1.62	1.62	1.65	1.64
1966	1.66	1.69	1.65	1.65	1.65	1.65	1.69	1.75	1.78	1.70	1.70	1.76	1.77
1967	1.80	1.80	1.85	1.85	1.84	1.87	1.89	1.70	1.70	1.68	1.65	1.65	1.68
1968	1.70	1.74	1.73	1.78	1.75	1.71	1.66	1.54	1.54	1.55	1.55	1.58	1.62
1969	1.62	1.63	1.64	1.69	1.71	1.72	1.72	1.74	1.72				1.73
1970													1.86
1971													1.61
1972													2.32
1973													3.84
1974													4.90
1975													3.95
1976													3.30
1977													3.03
1978													3.20

SORGHUM FOR GRAIN: PRICES RECEIVED BY FARMERS, MONTHLY AND SEASON AVERAGE,
BY STATE AND UNITED STATES, 1949-78

YEAR	JAN	FEB	MAR	APR	MAY	JUN	JUL	AUG	SEP	OCT	NOV	DEC	SEASON AVERAGE
DOLLARS PER CNT													
KANSAS													
1949	2.05	1.93	2.03	2.03	1.96	1.95	1.97	1.98	1.94	1.68	1.43	1.66	2.11
1950	1.77	1.77	1.82	1.92	2.05	2.00	2.10	2.10	2.00	1.65	1.65	1.85	1.91
1951	2.10	2.25	2.16	2.15	2.20	2.13	2.14	2.13	2.16	2.12	2.30	2.48	2.36
1952	2.46	2.42	2.44	2.46	2.51	2.62	2.68	2.83	2.91	2.66	2.70	2.70	2.59
1953	2.68	2.49	2.50	2.33	2.36	2.28	2.33	2.35	2.14	1.96	2.01	2.06	2.27
1954	2.10	2.17	2.23	2.32	2.35	2.33	2.31	2.41	2.34	2.15	2.10	2.18	2.23
1955	2.22	2.22	2.19	2.18	2.21	2.31	2.12	2.01	1.85	1.79	1.76	1.81	1.80
1956	1.81	1.82	1.83	1.90	2.03	2.16	2.23	2.30	2.10	2.15	2.23	2.27	2.18
1957	2.23	2.19	2.18	2.16	2.02	1.94	1.89	1.85	1.38	1.22	1.27	1.40	1.73
1958	1.46	1.50	1.58	1.69	1.67	1.68	1.74	1.80	1.60	1.37	1.48	1.56	1.75
1959	1.61	1.64	1.65	1.70	1.74	1.78	1.73	1.71	1.40	1.33	1.31	1.33	1.38
1960	1.36	1.38	1.39	1.42	1.42	1.42	1.41	1.41	1.32	1.25	1.23	1.26	1.39
1961	1.33	1.38	1.41	1.41	1.49	1.59	1.65	1.68	1.69	1.53	1.57	1.59	1.71
1962	1.62	1.64	1.64	1.63	1.64	1.65	1.67	1.65	1.59	1.54	1.52	1.55	1.71
1963	1.60	1.65	1.67	1.69	1.70	1.73	1.76	1.75	1.64	1.59	1.60	1.62	1.64
1964	1.64	1.66	1.66	1.67	1.70	1.74	1.75	1.78	1.78	1.82	1.85	1.88	1.86
1965	1.91	1.92	1.93	1.94	1.95	1.96	1.95	1.92	1.82	1.67	1.67	1.70	1.73
1966	1.72	1.76	1.75	1.76	1.75	1.77	1.87	1.96	1.95	1.76	1.76	1.82	1.84
1967	1.86	1.87	1.91	1.93	1.95	1.97	1.98	1.87	1.30	1.65	1.63	1.66	1.68
1968	1.69	1.78	1.81	1.81	1.81	1.80	1.76	1.64	1.52	1.49	1.59	1.62	1.63
1969	1.67	1.69	1.70	1.71	1.73	1.74	1.76	1.80	1.79	1.77	1.80	1.78	1.77
1970	1.78	1.80	1.76	1.74	1.72	1.70	1.76	1.80	1.95	1.92	1.92	1.96	2.00
1971	1.99	2.04	2.06	2.08	2.18	2.30	2.32	2.18	1.76	1.58	1.64	1.74	1.70
1972	1.78	1.78	1.77	1.78	1.78	1.77	1.81	1.85	1.93	1.96	2.09	2.64	2.48
1973	2.66	2.51	2.48	2.43	2.52	2.93	3.10	4.44	3.84	3.67	3.53	3.65	3.80
1974	3.82	4.14	3.96	3.52	3.36	3.42	4.01	5.23	5.15	5.69	5.73	5.11	4.80
1975	4.58	4.06	3.92	3.99	4.04	4.07	4.25	4.73	4.35	4.30	3.91	3.86	4.05
1976	3.93	4.00	4.04	4.03	4.07	4.20	4.42	3.98	3.98	3.45	3.08	3.36	3.32
1977	3.45	3.49	3.48	3.32	3.05	2.89	2.76	2.61	2.51	2.75	2.97	3.02	3.11
1978	2.99	2.99	3.24	3.49	3.59	3.33	3.39	3.29	3.21	3.34	3.38	3.35	3.55
KENTUCKY													
1949													
1950													
1951													
1952													
1953													
1954													
1955													
1956										2.00	2.05	2.10	1.96
1957	2.05	2.00	2.00	2.10	2.10	2.00	2.00	2.00	1.40	1.45	1.55	1.75	2.05
1958	1.80	1.80	2.00	2.00	2.00	2.00	2.05	2.00	1.90	1.65	1.70	1.75	1.68
1959	1.85	1.85	1.90	1.95	1.95	1.90	1.95	1.90	1.70	1.60	1.65	1.60	1.79
1960	1.65	1.70	1.75	1.75	1.80	1.80	1.80	1.85	1.70	1.60	1.60	1.65	1.66
1961	1.70	1.75	1.75	1.70	1.80	1.85	1.80	1.85	1.80	1.75	1.75	1.80	1.79
1962	1.80	1.80	1.85	1.85	1.85	1.90	1.95	1.95	1.85	1.75	1.75	1.80	1.80
1963	1.90	1.90	1.90	1.90	1.90	1.90	1.95	1.90	1.85	1.85	1.85	1.95	1.89
1964	1.95	1.95	1.90	1.90	1.90	1.95	1.95	1.85	1.80	1.80	1.85	1.85	1.88
1965	1.90	1.95	1.95	1.98	1.98	1.96	1.98	1.98	1.94	1.90	1.80	1.90	1.91
1966	2.00	2.04	2.04	2.04	2.06	2.00	2.07	2.09	2.09	2.02	2.06	2.09	2.05
1967	2.05	2.05	2.13	2.09	2.11	2.10	2.08	2.00	1.82	1.69	1.64	1.67	1.73
1968	1.77	1.87	1.89	1.95	1.92	1.86	1.85	1.79	1.75	1.75	1.80	1.75	1.77
1969	1.77	1.75	1.81	1.81	1.90	1.88	1.88	1.85					1.82
1970													2.14
1971													1.55
1972													2.27
1973													3.43
1974													4.40
1975													3.90
1976													3.36
1977													2.95
1978													3.30

SORGHUM FOR GRAIN: PRICES RECEIVED BY FARMERS, MONTHLY AND SEASON AVERAGE,
BY STATE AND UNITED STATES, 1949-78

YEAR	JAN	FEB	MAR	APR	MAY	JUN	JUL	AUG	SEP	OCT	NOV	DEC	SEASON AVERAGE
DOLLARS PER CWT													
LOUISIANA													
1949	2.10	2.00	2.10	2.15	2.10	2.10	2.10	2.05	2.05	2.00	2.00	2.00	2.02
1950	2.00	1.95	2.00	2.00	2.10	2.10	2.10	2.30	2.25	2.10	2.30	2.40	2.39
1951	2.50	2.50	2.50	2.50	2.55	2.45	2.45	2.45	2.45	2.45	2.55	2.60	2.59
1952	2.65	2.60	2.60	2.60	2.65	2.65	2.70	2.80	2.80	2.65	2.65	2.70	2.68
1953	2.70	2.70	2.75	2.70	2.65	2.55	2.60	2.60	2.50	2.35	2.35	2.40	2.46
1954	2.45	2.50	2.55	2.60	2.60	2.45	2.45	2.45	2.35	2.25	2.25	2.25	2.25
1955	2.30	2.25	2.20	2.20	2.30	2.30	2.30	2.15	2.05	2.00	1.90	1.90	1.98
1956	1.85	1.90	1.95	2.10	2.20	2.30	2.35	2.35	2.25	2.10	2.20	2.20	2.18
1957	2.25	2.20	2.20	2.20	2.15	2.10	2.15	2.00	1.80	1.75	1.70	1.80	1.79
1958	1.85	1.85	2.00	2.00	2.00	2.00	2.00	1.90	1.80	1.70	1.70	1.80	1.77
1959	1.80	1.85	1.90	2.00	2.00	2.00	2.00	1.85	1.75	1.70	1.75	1.75	1.75
1960	1.80	1.80	1.80	1.80	1.80	1.80	1.80	1.80	1.65	1.65	1.65	1.70	1.68
1961	1.70	1.70	1.75	1.75	1.80	1.80	1.80	1.70	1.70	1.70	1.70	1.70	1.73
1962	1.72	1.75	1.80	1.85	1.85	1.85	1.90	1.85	1.85	1.80	1.80	1.85	1.84
1963	1.90	1.90	1.90	1.85	1.90	1.95	1.95	1.90	1.85	1.90	1.90	1.90	1.91
1964	1.95	1.95	1.95	1.95	2.00	2.05	2.05	2.00	2.00	2.00	2.00	2.05	2.02
1965	2.05	2.05	2.05	2.05	2.10	2.10	2.05	2.05	1.95	1.95	1.95	2.00	1.96
1966	2.00	2.00	2.00	2.00	2.00	2.00	2.10	2.10	2.10	2.10	2.05	2.10	2.11
1967	2.10	2.05	2.15	2.15	2.15	2.20	2.20	2.10	2.00	1.90	1.85	1.90	1.91
1968	1.95	2.05	2.05	2.00	2.00	1.95	1.85	1.70	1.70	1.70	1.70	1.70	1.71
1969	1.75	1.75	1.75	1.75	1.80	1.80	1.80	1.90					2.05
1970													1.95
1971													1.70
1972													1.96
1973													4.25
1974													5.50
1975													4.80
1976													4.04
1977													3.05
1978													3.60
MISSISSIPPI													
1949													2.14
1950													2.23
1951													2.59
1952													2.68
1953													2.50
1954													2.23
1955													1.98
1956							2.50	2.50	2.25	2.10	2.10	2.15	2.18
1957	2.20	2.25	2.20	2.20	2.15	2.15	2.15	2.00	1.65	1.60	1.65	1.70	1.68
1958	1.75	1.80	2.00	2.10	2.15	2.10	2.20	2.05	1.80	1.70	1.70	1.80	1.75
1959	1.95	1.95	1.95	2.00	2.00	2.10	2.00	1.90	1.75	1.75	1.75	1.75	1.75
1960	1.85	1.85	1.90						1.70	1.70	1.70	1.70	1.71
1961	1.80	1.85	1.90	1.90					2.00	2.00	2.00	2.00	2.00
1962	2.00	2.00							1.90	1.90	1.90	1.95	1.95
1963	2.00	2.00	2.00						2.00	1.95	1.95	1.95	1.96
1964	1.95	1.95	1.95	1.95	1.95				1.95	1.95	1.95	1.95	1.95
1965	2.00	2.00	2.00	2.00	2.00	2.00	2.00	2.00	1.80	1.80	1.80	1.90	1.84
1966	1.90	1.95	2.00	1.95					2.05	2.05	2.05	2.05	2.05
1967	2.10	2.10	2.20	2.20	2.15	2.10			2.00	1.90	1.75	1.75	1.88
1968	1.80	1.90	1.95	1.95	1.95				1.70	1.70	1.70	1.70	1.71
1969	1.75	1.75	1.85	1.90	1.90	1.90			1.90	1.90	2.00	2.00	2.00
1970	2.00	2.10	2.15	2.15	2.20	2.20	2.20	2.20	2.20	2.20	2.30	2.30	2.29
1971	2.40	2.40	2.40	2.40	2.40	2.50			1.80	1.60	1.50	1.60	1.66
1972	1.60	1.60	1.70	1.75	1.75	1.70	1.80	1.80	1.90	2.00	2.20	2.40	2.21
1973	2.45	2.50	2.50	2.50	2.65	2.90	3.10	4.00	3.75	3.59	3.75	3.85	3.82
1974	4.30	4.50	4.40	4.15	4.20	4.25	4.75	5.92	5.06	5.54	5.54	4.88	5.21
1975	4.84	4.50	4.24	4.30	4.28	4.26	4.43	4.82	4.39	4.16	3.99	3.85	4.05
1976	3.89	3.89	4.05	4.00	4.01								3.64
1977													2.95
1978													3.85

SORGHUM FOR GRAIN: PRICES RECEIVED BY FARMERS, MONTHLY AND SEASON AVERAGE,
BY STATE AND UNITED STATES, 1949-78

YEAR	JAN	FEB	MAR	APR	MAY	JUN	JUL	AUG	SEP	OCT	NOV	DEC	SEASON AVERAGE
DOLLARS PER CWT													
MISSOURI													
1949	2.20	2.10	2.15	2.20	2.10	2.11	2.11	2.05	2.00	1.75	1.55	1.75	1.77
1950	1.90	1.80	1.90	2.00	2.10	2.10	2.20	2.20	2.10	1.80	1.90	2.00	1.96
1951	2.20	2.32	2.30	2.30	2.35	2.20	2.25	2.20	2.35	2.40	2.55	2.70	2.62
1952	2.65	2.65	2.70	2.70	2.75	2.80	2.90	3.00	3.00	2.80	2.75	2.80	2.75
1953	2.75	2.65	2.75	2.60	2.60	2.50	2.60	2.65	2.50	2.10	2.10	2.15	2.25
1954	2.30	2.25	2.40	2.40	2.50	2.50	2.50	2.50	2.50	2.25	2.15	2.25	2.25
1955	2.30	2.30	2.30	2.30	2.40	2.50	2.30	2.05	1.85	1.85	1.75	1.85	1.89
1956	1.85	1.85	1.90	2.05	2.15	2.30	2.35	2.45	1.87	1.95	2.07	2.09	1.98
1957	2.15	2.10	2.05	2.05	2.05	2.05	2.00	2.00	1.55	1.35	1.40	1.50	1.66
1958	1.54	1.58	1.72	1.80	1.80	1.82	1.90	1.90	1.69	1.49	1.51	1.62	1.77
1959	1.66	1.73	1.72	1.78	1.85	1.87	1.90	1.78	1.48	1.43	1.39	1.41	1.46
1960	1.47	1.51	1.53	1.57	1.55	1.55	1.55	1.55	1.42	1.35	1.35	1.40	1.45
1961	1.46	1.53	1.55	1.55	1.59	1.67	1.71	1.73	1.74	1.60	1.60	1.61	1.79
1962	1.66	1.68	1.71	1.70	1.71	1.73	1.74	1.72	1.63	1.59	1.58	1.63	1.80
1963	1.71	1.77	1.79	1.78	1.81	1.80	1.88	1.82	1.66	1.68	1.71	1.74	1.73
1964	1.76	1.79	1.78	1.80	1.82	1.86	1.87	1.86	1.79	1.79	1.80	1.86	1.84
1965	1.93	1.93	1.96	1.97	2.01	2.02	2.01	1.97	1.70	1.66	1.65	1.73	1.70
1966	1.77	1.82	1.81	1.82	1.85	1.84	1.89	1.98	1.82	1.81	1.84	1.90	1.88
1967	1.96	1.94	1.99	1.99	1.97	2.02	2.06	1.90	1.85	1.61	1.66	1.68	1.75
1968	1.78	1.86	1.85	1.88	1.86	1.85	1.78	1.62	1.52	1.49	1.58	1.62	1.59
1969	1.68	1.72	1.73	1.77	1.79	1.84	1.82	1.87	1.84	1.77	1.80	1.78	1.80
1970	1.81	1.82	1.72	1.78	1.78	1.80	1.87	1.91	2.04	1.98	1.96	2.05	2.05
1971	2.15	2.20	2.22	2.26	2.29	2.35	2.33	2.00	1.60	1.55	1.60	1.75	1.66
1972	1.76	1.78	1.81	1.83	1.81	1.83	1.81	1.85	1.90	1.90	2.10	2.60	2.27
1973	2.58	2.35	2.36	2.40	2.62	3.00	3.18	4.27	3.69	3.69	3.71	3.84	3.98
1974	4.02	4.18	4.03	3.70	3.51	3.36	3.91	5.17	5.08	5.64	5.59	5.02	4.82
1975	4.49	4.14	3.94	4.05	4.02	4.00	4.18	4.51	4.03	4.07	3.79	3.83	4.02
1976	3.90	3.98	4.04	3.99	4.00	4.14	4.43	3.95	3.83	3.38	3.11	3.36	3.34
1977	3.53	3.58	3.69	3.64	3.31	3.22	2.85	2.45	2.49	2.48	2.96	2.91	2.93
1978	2.86	2.97	3.26	3.52	3.53	3.51	3.52	3.17	2.94	3.04	3.11	3.31	3.37
NEBRASKA													
1949	2.05	1.92	1.99	2.00	1.87	1.86	1.82	1.80	1.76	1.58	1.40	1.60	2.20
1950	1.75	1.70	1.75	1.80	1.92	1.85	1.95	1.90	1.80	1.60	1.70	1.84	1.80
1951	2.05	2.20	2.10	2.10	2.15	2.13	2.13	2.09	2.12	2.14	2.32	2.40	2.36
1952	2.38	2.37	2.37	2.42	2.45	2.50	2.50	2.55	2.60	2.51	2.50	2.51	2.48
1953	2.49	2.39	2.48	2.37	2.33	2.26	2.29	2.33	2.18	1.94	1.97	2.03	2.14
1954	2.03	2.10	2.15	2.20	2.30	2.30	2.20	2.30	2.25	2.00	1.98	2.04	2.18
1955	2.11	2.09	2.07	2.03	2.10	2.27	2.10	1.90	1.90	1.80	1.81	1.83	1.86
1956	1.85	1.83	1.86	1.94	2.05	2.13	2.23	2.25	2.05	2.02	2.06	2.10	2.04
1957	2.10	2.10	2.10	2.10	2.05	2.00	1.85	1.78	1.32	1.20	1.15	1.25	1.71
1958	1.35	1.35	1.45	1.55	1.55	1.61	1.63	1.69	1.53	1.31	1.39	1.49	1.84
1959	1.53	1.54	1.57	1.63	1.68	1.71	1.66	1.62	1.41	1.31	1.29	1.30	1.39
1960	1.33	1.34	1.35	1.39	1.39	1.39	1.39	1.37	1.33	1.22	1.23	1.25	1.43
1961	1.32	1.35	1.37	1.35	1.46	1.58	1.60	1.58	1.60	1.45	1.50	1.50	1.79
1962	1.52	1.55	1.54	1.55	1.55	1.57	1.61	1.58	1.53	1.46	1.43	1.48	1.79
1963	1.57	1.61	1.61	1.60	1.62	1.66	1.69	1.65	1.57	1.53	1.55	1.56	1.64
1964	1.60	1.60	1.61	1.62	1.66	1.70	1.72	1.73	1.70	1.69	1.71	1.79	1.77
1965	1.79	1.81	1.82	1.83	1.85	1.87	1.84	1.83	1.68	1.55	1.57	1.59	1.63
1966	1.66	1.68	1.67	1.66	1.68	1.68	1.77	1.83	1.82	1.67	1.69	1.77	1.71
1967	1.80	1.78	1.84	1.85	1.86	1.88	1.90	1.71	1.70	1.57	1.54	1.60	1.59
1968	1.67	1.77	1.77	1.76	1.74	1.70	1.61	1.49	1.48	1.47	1.56	1.56	1.57
1969	1.61	1.64	1.64	1.66	1.70	1.71	1.71	1.76	1.74	1.71	1.71	1.70	1.71
1970	1.69	1.71	1.64	1.67	1.65	1.66	1.73	1.74	1.93	1.87	1.86	1.88	1.93
1971	1.97	1.97	1.95	2.00	2.06	2.17	2.10	1.87	1.64	1.53	1.59	1.73	1.66
1972	1.72	1.72	1.72	1.74	1.76	1.75	1.76	1.79	1.94	1.93	2.05	2.63	2.44
1973	2.63	2.39	2.38	2.27	2.37	2.82	2.94	4.26	3.50	3.51	3.41	3.53	3.73
1974	3.70	3.92	3.78	3.38	3.27	3.32	3.97	5.16	5.13	5.62	5.62	5.15	4.80
1975	4.68	4.07	3.91	3.98	4.00	3.97	4.09	4.57	4.29	4.33	3.90	3.87	4.05
1976	3.92	3.98	4.00	4.00	3.99	4.15	4.37	3.88	3.98	3.47	3.07	3.35	3.22
1977	3.53	3.45	3.45	3.42	3.22	2.97	2.80	2.50	2.53	2.72	3.01	3.00	3.13
1978	2.95	2.98	3.17	3.38	3.37	3.34	3.14	2.96	2.96	3.12	3.15	3.21	3.36

**SORGHUM FOR GRAIN: PRICES RECEIVED BY FARMERS, MONTHLY AND SEASON AVERAGE,
BY STATE AND UNITED STATES, 1949-78**

YEAR	JAN	FEB	MAR	APR	MAY	JUN	JUL	AUG	SEP	OCT	NOV	DEC	SEASON AVERAGE
DOLLARS PER CNT													
NEW MEXICO													
1949	2.15	1.85	2.15	2.20	2.10	1.95	1.95	1.90	1.85	1.65	1.55	1.75	1.96
1950	1.85	1.80	1.80	1.90	1.90	1.88	1.85	1.90	1.85	1.75	1.75	1.80	1.89
1951	2.00	2.05	1.95	2.00	2.15	2.10	2.05	2.10	1.85	2.10	2.35	2.40	2.38
1952	2.50	2.50	2.50	2.55	2.60	2.70	2.80	2.95	3.05	2.90	2.85	2.85	2.79
1953	2.75	2.65	2.50	2.45	2.50	2.45	2.40	2.40	2.20	2.20	2.15	2.20	2.25
1954	2.30	2.30	2.35	2.35	2.35	2.25	2.45	2.10	2.00	2.00	2.00	2.10	2.11
1955	2.15	2.15	2.15	2.15	2.30	2.00	1.90	1.75	1.65	1.50	1.55	1.65	1.66
1956	1.65	1.70	1.70	1.80	2.00	2.00	2.00	2.00	1.90	1.90	1.95	2.05	1.93
1957	2.05	2.05	1.95	1.95	1.95	1.75	1.75	1.70	1.70	1.50	1.50	1.60	1.70
1958	1.65	1.70	1.80	1.85	1.85	1.90	1.95	1.90	1.75	1.70	1.70	1.80	1.79
1959	1.85	1.90	1.90	1.95	2.00	1.95	1.95	1.85	1.60	1.60	1.55	1.54	1.57
1960	1.60	1.59	1.62	1.65	1.63	1.60	1.64	1.60	1.55	1.52	1.50	1.55	1.55
1961	1.58	1.60	1.62	1.62	1.65	1.80	1.80	1.77	1.72	1.70	1.70	1.72	1.82
1962	1.72	1.75	1.76	1.73	1.75	1.73	1.76	1.73	1.73	1.73	1.74	1.77	1.84
1963	1.78	1.80	1.80	1.78	1.84	1.85	1.81	1.86	1.83	1.84	1.86	1.89	1.84
1964	1.91	1.88	1.87	1.90	1.89	1.90	1.90	1.91	1.89	1.94	2.00	2.01	1.96
1965	1.99	1.96	1.98	1.98	2.01	2.01	1.98	1.96	1.86	1.80	1.78	1.78	1.79
1966	1.80	1.81	1.82	1.80	1.82	1.84	1.90	1.95	1.95	1.80	1.80	1.83	1.86
1967	1.89	1.90	1.94	1.98	2.00	2.02	2.01	2.00	1.90	1.85	1.75	1.75	1.77
1968	1.76	1.85	1.87	1.87	1.80	1.80	1.78	1.75	1.68	1.75	1.78	1.78	1.77
1969	1.80	1.80	1.80	1.80	1.85	1.82	1.90	1.91	2.00	2.09	2.10	2.07	2.07
1970	2.10	2.10	2.05	2.05	2.00	1.98	2.05	2.00	2.10	2.05	2.05	2.10	2.11
1971	2.10	2.15	2.15	2.25	2.48	2.60	2.55	2.55	2.25	1.90	1.90	1.95	1.93
1972	2.00	2.00	2.00	2.00	2.05	2.05	2.05	2.05	2.10	2.15	2.25	2.75	2.59
1973	2.85	2.86	2.90	2.87	2.96	3.40	3.50	4.78	4.24	4.36	4.22	4.37	4.40
1974	4.41	4.75	4.85	4.25	3.95	3.96	4.55	5.55	5.59	5.97	5.99	5.50	5.52
1975	5.06	4.35	4.35	4.40	4.50	4.50	4.50	4.70	4.50	4.66	4.38	4.24	4.40
1976	4.33	4.37	4.39	4.37	4.35	4.50	4.65	4.40	4.20	3.95	3.65	3.75	3.61
1977	3.65	3.49	3.47	3.41	3.21	3.01	3.01	3.18	2.86	3.16	3.28	3.30	3.35
1978	3.29	3.35	3.41	3.76	3.73	3.64	3.86	3.61	3.84	3.79	3.81	4.06	3.96
NORTH CAROLINA													
1949	2.25	2.25	2.25	2.25	2.35	2.35	2.35	2.35	2.30	2.05	2.00	2.05	2.13
1950	2.25	2.15	2.20	2.20	2.25	2.20	2.20	2.20	2.25	2.25	2.35	2.50	2.34
1951	2.50	2.55	2.60	2.60	2.60	2.50	2.50	2.50	2.25	2.50	2.50	2.75	2.55
1952	2.90	2.85	2.95	2.95	3.00	3.00	3.10	3.10	3.25	3.00	3.10	3.15	3.11
1953	3.15	3.05	3.10	3.10	3.10	3.00	3.00	3.00	3.00	2.50	2.35	2.60	2.50
1954	2.60	2.65	2.65	2.70	2.60	2.60	2.55	2.55	2.40	2.35	2.50	2.60	2.45
1955	2.70	2.65	2.60	2.60	2.60	2.50	2.50	2.40	1.85	1.95	2.05	2.00	1.95
1956	2.05	2.05	2.03	2.10	2.15	2.15	2.15	2.15	1.95	2.00	2.05	2.00	2.00
1957	2.00	2.00	2.05	2.05	2.05	2.05	2.05	2.05	2.10	2.15	2.15	2.15	2.18
1958	2.25	2.30	2.35	2.40	2.45	2.45	2.45	2.45	2.00	2.10	2.05	2.10	2.05
1959	2.12	2.15	2.15	2.20	2.20	2.15	2.15	2.15	1.95	1.85	1.85	1.85	1.93
1960	1.90	2.00	2.05	2.15	2.20	2.15	2.05	2.00	1.80	1.75	1.75	1.80	1.82
1961	1.90	2.00	2.05	2.00	2.00	2.00	1.95	1.95	1.90	1.80	1.85	1.90	1.89
1962	1.95	1.95	2.00	2.05	2.05	2.05	2.05	2.05	2.00	1.95	2.00	2.05	2.00
1963	2.05	2.05	2.05	2.05	2.10	2.15	2.15	2.15	2.00	1.95	1.95	2.00	2.00
1964	2.10	2.10	2.15	2.15	2.10	2.10	2.10	2.10	1.90	1.80	1.85	1.90	1.84
1965	1.95	2.00	2.00	2.05	2.10	2.10	2.10	2.10	1.90	1.90	1.90	2.00	1.98
1966	2.05	2.15	2.15	2.15	2.15	2.15	2.15	2.15	2.25	2.25	2.35	2.35	2.27
1967	2.35	2.30	2.35	2.25	2.25	2.25	2.25	2.25	2.15	1.80	1.80	1.75	1.88
1968	1.90	2.05	2.05	2.05	2.05	2.05	1.90	1.65	1.65	1.65	1.80	1.85	1.82
1969	1.90	2.00	2.00	2.05	2.10	2.10	2.10	2.10	1.85	1.85	1.90	2.00	1.96
1970	2.10	2.15	2.25	2.23	2.25	2.23	2.20	2.25	2.35	2.35	2.40	2.50	2.43
1971	2.60	2.60	2.65	2.70	2.60	2.50	2.50	2.30	1.80	1.75	1.75	1.75	1.82
1972	1.85	1.95	1.95	1.95	2.00	2.00	2.00	2.00	1.93	2.00	2.10	2.23	2.20
1973	2.45	2.55	2.60	2.50	2.65	2.94	3.08	3.75	3.75	3.40	3.45	3.75	3.68
1974	4.00	4.42	4.45	4.20	4.10	4.00	4.20	4.65	4.85	4.94	5.13	5.20	4.90
1975	5.20	4.94	4.69	4.61	4.52	4.45	4.44	4.68	4.46	4.19	4.10	3.99	4.21
1976	4.13	4.23	4.26	4.17	4.16								3.95
1977													3.25
1978													3.45

SORGHUM FOR GRAIN: PRICES RECEIVED BY FARMERS, MONTHLY AND SEASON AVERAGE,
BY STATE AND UNITED STATES, 1949-78

YEAR	JAN	FEB	MAR	APR	MAY	JUN	JUL	AUG	SEP	OCT	NOV	DEC	SEASON AVERAGE
DOLLARS PER CWT													
OKLAHOMA													
1949	2.20	2.10	2.15	2.20	2.15	2.15	2.10	2.05	1.95	1.86	1.73	1.81	1.96
1950	1.92	1.93	2.01	2.05	2.10	2.10	2.10	2.05	1.80	1.80	1.70	1.82	1.88
1951	2.03	2.18	2.16	2.15	2.23	2.20	2.20	2.15	2.13	2.13	2.37	2.50	2.30
1952	2.55	2.50	2.50	2.55	2.58	2.66	2.70	2.85	3.00	2.90	2.85	2.85	2.86
1953	2.80	2.70	2.55	2.45	2.40	2.40	2.45	2.45	2.20	2.10	2.15	2.15	2.25
1954	2.20	2.25	2.30	2.35	2.40	2.30	2.20	2.35	2.20	2.20	2.20	2.30	2.20
1955	2.35	2.30	2.30	2.30	2.35	2.35	2.20	1.74	1.62	1.59	1.59	1.67	1.64
1956	1.72	1.75	1.80	1.87	1.95	2.05	2.10	2.20	2.10	2.15	2.25	2.25	2.18
1957	2.25	2.20	2.17	2.13	2.02	1.92	1.90	1.82	1.59	1.43	1.46	1.54	1.64
1958	1.60	1.66	1.72	1.80	1.82	1.80	1.85	1.80	1.65	1.56	1.62	1.68	1.66
1959	1.72	1.78	1.80	1.86	1.90	1.92	1.89	1.69	1.46	1.48	1.50		1.52
1960	1.56	1.58	1.59	1.61	1.58	1.56	1.57	1.49	1.40	1.38	1.38	1.40	1.43
1961	1.44	1.51	1.54	1.53	1.57	1.63	1.75	1.76	1.69	1.68	1.69	1.70	1.77
1962	1.71	1.72	1.73	1.78	1.79	1.80	1.81	1.78	1.74	1.71	1.72	1.73	1.79
1963	1.74	1.77	1.79	1.80	1.80	1.81	1.84	1.79	1.75	1.76	1.77	1.78	1.79
1964	1.80	1.82	1.80	1.80	1.81	1.81	1.82	1.82	1.87	1.91	1.95	1.97	1.93
1965	1.98	2.00	2.00	1.99	2.00	2.00	1.99	1.95	1.89	1.82	1.82	1.81	1.82
1966	1.84	1.84	1.84	1.85	1.85	1.85	1.92	1.95	1.93	1.83	1.85	1.89	1.93
1967	1.95	1.96	2.00	2.02	2.03	2.04	2.06	1.98	1.82	1.73	1.74	1.75	1.79
1968	1.80	1.88	1.89	1.90	1.84	1.82	1.80	1.73	1.61	1.63	1.70	1.74	1.70
1969	1.74	1.78	1.79	1.79	1.80	1.82	1.88	1.91	1.93	1.91	1.98	1.94	1.95
1970	1.96	1.97	1.95	1.93	1.89	1.88	1.87	1.91	1.99	2.05	2.00	2.03	2.05
1971	2.05	2.11	2.13	2.18	2.29	2.43	2.47	2.34	2.00	1.80	1.82	1.88	1.89
1972	1.92	1.92	1.94	1.96	1.94	1.94	2.00	2.03	2.06	2.13	2.28	2.72	2.51
1973	2.74	2.76	2.77	2.76	2.76	3.00	3.20	4.30	4.00	4.09	3.90	4.00	4.09
1974	4.11	4.45	4.37	3.90	3.70	3.84	4.11	5.27	5.21	5.60	5.93	5.37	5.11
1975	5.04	4.42	4.22	4.31	4.30	4.30	4.36	4.73	4.48	4.47	4.09	4.06	4.21
1976	4.11	4.14	4.18	4.19	4.18	4.27	4.41	4.24	4.08	3.75	3.32	3.51	3.57
1977	3.60	3.78	3.78	3.53	3.27	3.04	3.03	2.68	2.76	2.98	3.21	3.16	3.33
1978	3.11	3.13	3.33	3.61	3.71	3.71	3.39	3.38	3.31	3.52	3.69	3.64	3.68
SOUTH CAROLINA													
1949													2.20
1950													2.45
1951										2.65	2.75	3.00	2.91
1952	3.10	3.05	3.05	3.00	3.05	3.05	3.10	3.15	3.20	3.00	3.20	3.20	3.14
1953	3.20	3.10	3.10	3.10	3.10	3.00	3.00	3.00	2.50	2.40	2.45	2.45	2.46
1954	2.50	2.55	2.55	2.65	2.70	2.70	2.70	2.70	2.55	2.50	2.60	2.60	2.63
1955	2.80	2.75	2.90	2.90	2.90	2.90	2.60	2.60	2.40	2.25	2.25	2.25	2.25
1956	2.25	2.25	2.20	2.20	2.20	2.25	2.25	2.25	2.20	2.00	2.10	2.15	2.11
1957	2.15	2.10	2.10	2.10	2.00	2.00	2.10	2.05	2.00	2.00	2.05	2.05	2.05
1958	2.15	2.15	2.15	2.20	2.30	2.30	2.35	2.35	2.10	2.10	2.00	2.00	2.05
1959	2.10	2.10	2.10	2.15	2.15	2.15	2.10	2.05	2.05	2.00	1.95	2.00	2.02
1960	2.05	2.05	2.10	2.10	2.15	2.10	2.15	2.15	2.15	2.10	2.15	2.20	2.14
1961	2.20	2.20	2.20	2.10	2.00	2.00	1.95	1.95	1.97	2.00	2.05	2.05	2.04
1962	2.15	2.05	2.05	2.05	2.10	2.10	2.10	2.00	2.05	2.02	2.05	2.06	2.05
1963	2.04	2.04	2.05	2.05	2.10	2.10	2.10	2.05	2.00	2.02	2.05	2.05	2.04
1964	2.10	2.10	2.06	2.09	2.11	2.10	2.06	2.06	1.94	1.93	1.97	2.03	2.00
1965	2.10	2.10	2.10	2.06	2.06	2.06	2.06	2.10	2.00	2.05	2.05	2.05	2.05
1966	2.10	2.10	2.10	2.10	2.10	2.10	2.10	2.10	2.20	2.20	2.25	2.25	2.23
1967	2.25	2.25	2.25	2.25	2.25	2.25	2.25	2.25	2.05	1.95	1.95	1.95	1.98
1968	2.00	2.05	2.05	2.00	2.00	1.95	1.95	1.90	1.80	1.75	1.85	1.85	1.86
1969	1.90	1.95	2.00	2.00	2.05	2.15	2.15	2.15					2.05
1970													2.50
1971													1.75
1972													2.11
1973													3.50
1974													4.90
1975													4.25
1976													3.63
1977													3.36
1978													3.50

SORGHUM FOR GRAIN: PRICES RECEIVED BY FARMERS, MONTHLY AND SEASON AVERAGE,
BY STATE AND UNITED STATES, 1949-78

YEAR	JAN	FEB	MAR	APR	MAY	JUN	JUL	AUG	SEP	OCT	NOV	DEC	SEASON AVERAGE
DOLLARS PER CWT													
SOUTH DAKOTA													
1949	1.80	1.75	1.75	1.85	1.85	1.85	1.90	1.85	1.80	1.60	1.45	1.55	2.14
1950	1.70	1.65	1.75	1.75	1.75	1.75	1.80	1.80	1.75	1.60	1.65	1.80	1.86
1951	1.90	2.15	2.10	2.10	2.15	2.10	2.10	2.10	2.10	2.05	2.20	2.35	2.41
1952	2.35	2.35	2.35	2.35	2.40	2.45	2.45	2.50	2.50	2.50	2.45	2.45	2.41
1953	2.40	2.30	2.40	2.40	2.40	2.35	2.35	2.40	2.30	2.10	1.95	2.00	2.09
1954	2.00	2.05	2.10	2.15	2.20	2.10	2.10	2.05	2.00	1.80	1.90	1.95	1.98
1955	1.95	1.95	1.95	1.90	2.05	2.05	2.05	1.90	1.75	1.65	1.70	1.70	1.75
1956	1.75	1.75	1.70	1.80	1.85	1.90	2.00	2.00	1.81	1.76	1.80	1.85	1.79
1957	1.90	1.87	1.85	1.85	1.78	1.76	1.74	1.66	1.35	1.15	1.10	1.13	1.50
1958	1.15	1.20	1.30	1.40	1.41	1.45	1.50	1.54	1.44	1.34	1.36	1.41	1.64
1959	1.47	1.47	1.50	1.59	1.64	1.68	1.63	1.65	1.50	1.40	1.41	1.42	1.43
1960	1.48	1.46	1.45	1.48	1.49	1.47	1.47	1.44	1.41	1.23	1.20	1.22	1.34
1961	1.31	1.33	1.35	1.35	1.41	1.50	1.54	1.49	1.57	1.38	1.44	1.46	1.57
1962	1.49	1.51	1.54	1.52	1.53	1.53	1.55	1.52	1.47	1.43	1.40	1.45	1.55
1963	1.54	1.55	1.57	1.53	1.53	1.57	1.58	1.57	1.47	1.46	1.46	1.47	1.54
1964	1.53	1.52	1.53	1.54	1.58	1.62	1.67	1.65	1.61	1.61	1.64	1.73	1.68
1965	1.78	1.81	1.81	1.81	1.82	1.87	1.81	1.75	1.60	1.52	1.57	1.69	1.63
1966	1.75	1.79	1.75	1.74	1.73	1.75	1.76	1.80	1.80	1.68	1.74	1.79	1.77
1967	1.84	1.87	1.89	1.88	1.88	1.95	1.93	1.80	1.82	1.64	1.60	1.67	1.64
1968	1.69	1.75	1.75	1.76	1.80	1.78	1.72	1.65	1.58	1.48	1.50	1.58	1.57
1969	1.59	1.66	1.66	1.68	1.69	1.71	1.69	1.66	1.66	1.60	1.62	1.61	1.63
1970	1.64	1.65	1.60	1.63	1.64	1.64	1.62	1.64	1.76	1.76	1.78	1.82	1.84
1971	1.88	1.93	1.92	1.91	1.95	1.98	1.98	1.88	1.65	1.53	1.53	1.63	1.61
1972	1.64	1.66	1.67	1.68	1.68	1.69	1.69	1.70	1.73	1.70	1.75	2.10	2.14
1973	2.10	2.10	2.05	2.00	2.05	2.41	2.50	3.60	3.47	3.50	3.29	3.46	3.70
1974	3.55	3.90	3.87	3.60	3.50	3.50	3.76	4.92	5.34	5.34	5.42	5.34	5.03
1975	5.14	4.70	4.10	4.31	4.19	4.18	4.14	4.61	4.60	4.22	3.98	3.88	4.09
1976	3.95	3.97	4.00	3.94	3.97								3.39
1977													3.05
1978													2.90
TENNESSEE													
1949													2.14
1950													2.14
1951													2.59
1952													2.68
1953													2.50
1954													2.32
1955													1.96
1956							2.40	2.40	2.15	2.00	2.05	2.10	2.05
1957	2.05	2.05	2.10	2.15	2.15	2.10	2.10	2.00	1.80	1.85	1.70	1.80	1.80
1958	1.80	1.80	1.95	1.95	1.95	2.00	2.05	2.05	1.85	1.85	1.70	1.75	1.80
1959	1.85	1.90	1.95	1.95	2.00	2.00	2.05	1.90	1.75	1.75	1.80	1.80	1.80
1960	1.80	1.90	1.95	2.00	2.05	1.95	1.90	1.85	1.75	1.75	1.75	1.80	1.79
1961	1.85	1.90	1.90	1.95	1.90	1.90	1.90			1.75	1.75	1.85	1.80
1962	1.80	1.90	1.96	1.91	1.91	1.87	1.92	1.95	1.91	1.94	1.85	1.91	1.91
1963	1.88	1.89	2.00	1.94	2.00	2.00	2.05	1.95	1.93	1.90	1.88	1.92	1.91
1964	1.97	1.98	1.94	1.97	2.00	2.00	1.97	1.95	1.95	1.95	1.93	1.98	1.95
1965	1.93	1.89	1.95	1.97	2.01	2.00	2.00	1.92	1.92	2.05	1.90	1.96	1.98
1966	2.00	2.05	2.05	2.05	2.10	2.10	2.20	2.15	2.20	2.10	2.30	2.15	2.14
1967	2.10	2.15	2.10	2.10	2.20	2.20	2.10	2.00	1.90	1.85	1.80	1.90	1.89
1968	1.95	2.05	2.05	2.05	2.00	2.00	1.90	1.90	1.75	1.70	1.75	1.80	1.75
1969	1.90	1.94											1.75
1970													2.14
1971													1.45
1972													2.11
1973													3.50
1974													4.80
1975													4.11
1976													3.96
1977													2.96
1978													4.00

SORGHUM FOR GRAIN: PRICES RECEIVED BY FARMERS, MONTHLY AND SEASON AVERAGE,
BY STATE AND UNITED STATES, 1949-78

YEAR	JAN	FEB	MAR	APR	MAY	JUN	JUL	AUG	SEP	OCT	NOV	DEC	SEASON AVERAGE
DOLLARS PER CWT													
TEXAS													
1949	2.25	2.08	2.20	2.20	2.17	2.01	1.85	1.76	1.67	1.67	1.67	1.80	1.95
1950	1.90	1.88	1.94	1.96	1.90	1.85	1.75	1.75	1.65	1.57	1.76	1.86	1.82
1951	2.08	2.12	2.07	2.10	2.18	2.12	2.00	2.00	2.05	2.05	2.38	2.50	2.32
1952	2.55	2.55	2.55	2.60	2.65	2.70	2.65	2.85	3.00	2.90	2.80	2.85	2.82
1953	2.70	2.65	2.50	2.45	2.45	2.35	2.35	2.35	2.25	2.25	2.20	2.25	2.38
1954	2.35	2.35	2.45	2.45	2.50	2.15	2.05	2.05	2.00	2.10	2.15	2.21	2.23
1955	2.25	2.25	2.22	2.22	2.44	2.14	1.78	1.56	1.51	1.51	1.56	1.65	1.68
1956	1.71	1.76	1.78	1.88	1.97	1.90	1.95	1.99	1.93	1.99	2.03	2.08	1.98
1957	2.05	2.00	1.98	1.95	1.92	1.80	1.70	1.65	1.59	1.53	1.54	1.69	1.73
1958	1.74	1.73	1.83	1.87	1.86	1.84	1.83	1.71	1.67	1.65	1.72	1.75	1.77
1959	1.82	1.87	1.87	1.96	2.02	1.97	1.77	1.59	1.50	1.49	1.57	1.56	1.57
1960	1.63	1.63	1.64	1.67	1.65	1.65	1.56	1.51	1.48	1.47	1.48	1.50	1.52
1961	1.55	1.60	1.62	1.59	1.65	1.72	1.74	1.67	1.60	1.61	1.63	1.65	1.82
1962	1.66	1.68	1.70	1.74	1.76		1.74	1.69	1.65	1.65	1.67	1.68	1.86
1963	1.71	1.74	1.78	1.76	1.77	1.78	1.77	1.75	1.77	1.79	1.80	1.82	1.77
1964	1.83	1.84	1.84	1.86	1.85	1.82	1.79	1.81	1.84	1.89	1.90	1.93	1.86
1965	1.97	1.98	1.97	1.98	2.00	1.98	1.86	1.85	1.77	1.71	1.71	1.70	1.75
1966	1.72	1.79	1.80	1.77	1.80	1.79	1.78	1.83	1.77	1.68	1.72	1.78	1.79
1967	1.83	1.91	1.96	1.94	1.97	1.95	2.09	1.95	1.71	1.69	1.69	1.70	1.80
1968	1.75	1.89	1.90	1.82	1.81	1.77	1.74	1.60	1.55	1.65	1.72	1.73	1.70
1969	1.75	1.80	1.80	1.76	1.79	1.81	1.82	1.92	1.98	2.01	2.05	1.98	1.96
1970	1.99	2.03	1.98	1.88	1.87	1.85	1.93	1.90	2.01	2.03	2.01	2.02	2.02
1971	2.13	2.23	2.22	2.26	2.45	2.51	2.37	2.28	2.05	1.88	1.87	1.93	2.04
1972	1.96	1.94	1.95	1.92	1.95	1.94	2.01	2.08	2.11	2.16	2.26	2.79	2.40
1973	2.75	2.79	2.77	2.76	2.85	3.30	3.53	3.53	3.81	3.47	3.65	3.89	3.74
1974	4.15	4.63	4.56	3.96	3.76	3.70	4.15	5.03	5.27	5.82	5.88	5.34	4.90
1975	5.12	4.19	3.99	4.16	4.24	4.20	4.25	4.67	4.62	4.46	4.04	3.97	4.28
1976	4.10	4.13	4.23	4.26	4.29	4.36	4.54	4.02	4.16	3.77	3.31	3.50	3.90
1977	3.66	3.53	3.62	3.48	3.29	3.26	3.07	2.80	2.84	3.13	3.25	3.23	3.48
1978	3.43	3.61	3.72	3.92	4.08	3.96	3.54	3.54	3.60	3.78	3.85	3.82	3.82
VIRGINIA													
1949													
1950													
1951													
1952													
1953													
1954													
1955													
1956													
1957													2.00
1958	2.00	2.00	2.00	2.00	2.00	2.00	2.05	2.00	2.00	2.00	2.00	2.00	2.00
1959	1.90	1.90	1.90	1.95	2.00	2.00	2.00	2.00	1.90	1.80	1.80	1.80	1.84
1960	1.75	1.75	1.75	1.75	1.75	1.75	1.75	1.75	1.65	1.65	1.65	1.65	1.68
1961	1.70	1.75	1.80	1.80	1.80	1.80	1.80	1.80	1.75	1.75	1.75	1.80	1.79
1962	1.80	1.80	1.80	1.85	1.90	1.90	1.95	1.95	1.95	1.95	1.90	1.90	1.91
1963	1.95	1.95	1.95	1.95	1.95	1.95	2.00	2.00	2.00	2.00	2.00	2.00	2.00
1964	2.00	2.00	2.00	2.00	2.00	2.00	2.00	2.00	2.00	2.00	2.00	2.00	2.00
1965	2.00	2.00	2.00	2.00	2.00	2.00	2.00	2.00	2.00	2.00	2.00	2.00	2.00
1966	1.95	2.00	2.00	2.00	2.00	2.00	2.00	2.00	1.85	1.85	1.85	1.90	1.89
1967	2.10	2.10	2.15	2.15	2.15	2.15	2.15	2.00	2.00	2.00	2.10	2.10	2.09
1968	1.85	1.95	1.95	1.95	1.95	1.95	1.90	1.85	1.75	1.75	1.75	1.75	1.88
1969	1.80	1.80	1.80	1.85	1.95	1.95	1.95	1.95	1.75	1.75	1.75	1.75	1.77
1970													1.95
1971													2.30
1972													1.66
1973													2.00
1974													3.30
1975													4.00
1976													3.35
1977													2.95
1978													2.95
													3.18

OATS: PRICES RECEIVED BY FARMERS, MONTHLY AND SEASON AVERAGE,
BY STATE AND UNITED STATES, 1949-78

YEAR	JAN	FEB	MAR	APR	MAY	JUN	JUL	AUG	SEP	OCT	NOV	DEC	SEASON AVERAGE
* DOLLARS PER BUSHEL													
UNITED STATES													
1949	.762	.689	.700	.698	.660	.601	.583	.582	.613	.623	.664	.699	.655
1950	.705	.706	.723	.749	.788	.804	.763	.706	.728	.735	.806	.849	.788
1951	.882	.919	.909	.907	.889	.829	.783	.759	.775	.819	.911	.949	.820
1952	.938	.890	.891	.871	.822	.781	.761	.800	.835	.828	.845	.842	.789
1953	.821	.773	.783	.763	.749	.705	.701	.717	.714	.727	.745	.767	.742
1954	.779	.781	.781	.780	.766	.735	.668	.675	.711	.731	.761	.767	.714
1955	.768	.757	.737	.727	.715	.698	.598	.549	.563	.591	.605	.626	.600
1956	.622	.619	.618	.623	.634	.632	.653	.680	.681	.690	.724	.744	.686
1957	.752	.728	.720	.712	.703	.661	.620	.577	.603	.612	.614	.618	.605
1958	.613	.611	.616	.621	.594	.615	.576	.536	.556	.562	.569	.589	.578
1959	.590	.599	.590	.602	.599	.611	.610	.608	.620	.650	.669	.677	.646
1960	.685	.678	.676	.680	.680	.694	.629	.578	.601	.597	.588	.585	.599
1961	.598	.602	.593	.581	.598	.626	.642	.603	.640	.637	.643	.659	.642
1962	.665	.648	.652	.664	.667	.684	.621	.572	.604	.616	.633	.644	.624
1963	.645	.654	.656	.650	.635	.668	.623	.582	.616	.631	.634	.639	.622
1964	.646	.638	.631	.632	.628	.633	.593	.577	.606	.616	.625	.641	.631
1965	.656	.659	.660	.667	.676	.678	.634	.596	.601	.615	.621	.633	.622
1966	.644	.649	.646	.648	.655	.669	.664	.635	.649	.657	.663	.677	.666
1967	.682	.674	.682	.680	.693	.717	.669	.622	.638	.647	.651	.661	.659
1968	.667	.686	.687	.694	.692	.694	.606	.533	.561	.582	.603	.607	.598
1969	.625	.644	.621	.614	.624	.625	.580	.526	.546	.571	.578	.580	.584
1970	.587	.591	.581	.588	.602	.613	.580	.567	.610	.613	.632	.650	.623
1971	.668	.675	.658	.634	.660	.707	.626	.555	.574	.581	.595	.622	.604
1972	.638	.636	.638	.635	.638	.666	.655	.623	.645	.671	.700	.806	.724
1973	.811	.776	.771	.774	.796	.904	.855	1.130	1.090	1.140	1.130	1.200	1.180
1974	1.320	1.440	1.400	1.240	1.270	1.300	1.370	1.550	1.570	1.680	1.700	1.700	1.530
1975	1.620	1.580	1.460	1.510	1.540	1.490	1.450	1.440	1.450	1.410	1.400	1.420	1.450
1976	1.440	1.460	1.460	1.440	1.470	1.640	1.640	1.480	1.490	1.460	1.450	1.510	1.560
1977	1.580	1.630	1.640	1.640	1.520	1.290	1.020	.929	.938	1.040	1.100	1.130	1.090
1978	1.180	1.220	1.170	1.190	1.240	1.160	1.080	1.060	1.060	1.080	1.150	1.190	1.200
ALABAMA													
1949	1.18	1.09	1.10	1.07	1.08	.96	.92	.92	1.00	1.00	1.05	1.06	.97
1950	1.05	1.05	1.06	1.00	1.01	.98	.96	1.02	1.12	1.13	1.15	1.18	1.04
1951	1.20	1.20	1.20	1.21	1.15	1.12	1.11	1.10	1.25	1.26	1.31	1.28	1.17
1952	1.23	1.35	1.36	1.34	1.30	1.09	1.06	1.15	1.25	1.27	1.31	1.26	1.14
1953	1.27	1.21	1.21	1.20	1.20	.96	.94	.98	1.02	1.01	1.03	1.03	.98
1954	1.05	1.05	1.02	1.02	.98	.90	.90	.93	.97	1.00	1.02	1.04	.94
1955	1.00	1.04	1.01	1.01	.97	.88	.83	.85	.85	.89	.89	.87	.83
1956	.88	.93	.90	.88	.88	.80	.79	.81	.90	.96	.94	.90	.83
1957	.93	.90	.90	.88	.84	.75	.75	.76	.81	.88	.89	.87	.77
1958	.87	.87	.87	.86	.84	.81	.82	.80	.83	.84	.84	.83	.82
1959	.83	.83	.85	.83	.82	.77	.75	.80	.85	.90	.95	.88	.81
1960	.90	.90	.89	.90	.86	.80	.80	.78	.80	.80	.80	.80	.80
1961	.85	.86	.85	.81	.84	.78	.77	.77	.79	.79	.82	.85	.79
1962	.88	.85	.85	.85	.83	.81	.78	.80	.83	.85	.87	.88	.82
1963	.89	.88	.89	.92	.86	.85	.88	.90	.94	.90	.93	.93	.88
1964	.92	.91	.87	.86	.86	.76	.77	.77	.78	.81	.83	.82	.78
1965	.83	.85	.86	.86	.86	.80	.79	.83	.85	.86	.88	.89	.82
1966	.89	.91	.95	.90	.87	.81	.81	.86	.85	.90	.88	.88	.83
1967	.91	.89	.91	.92	.92	.85	.80	.80	.82	.84	.82	.82	.84
1968	.88	.89	.89	.89	.85	.80	.77	.76	.77	.80	.84	.84	.80
1969	.86	.88	.88	.86	.84	.80	.76	.75	.75	.75	.75	.77	.80
1970	.79	.80	.81	.82	.78	.78	.76	.78	.80	.82	.85	.85	.79
1971	.85	.85	.85	.85	.85	.80	.75	.75	.75	.80	.80	.85	.80
1972	.85	.90	.90	.85	.85	.80	.80	.80	.85	.85	.90	1.05	.84
1973	1.05	1.05	1.05	1.05	1.04	1.04	1.04	1.26	1.23	1.25	1.30	1.40	1.14
1974	1.50	1.65	1.59	1.43	1.40	1.40	1.45	1.60	1.60	1.85	2.00	2.00	1.52
1975	2.00	2.00	1.75	1.75	1.80	1.65	1.60	1.60	1.75	1.70	1.70	1.80	1.70
1976	1.70	1.80	1.80	1.73									1.80
1977													1.35
1978													1.40

OATS: PRICES RECEIVED BY FARMERS, MONTHLY AND SEASON AVERAGE,
BY STATE AND UNITED STATES, 1949-78

YEAR	JAN	FEB	MAR	APR	MAY	JUN	JUL	AUG	SEP	OCT	NOV	DEC	SEASON AVERAGE
DOLLARS PER BUSHEL													
ALASKA													
1949													1.50
1950													1.55
1951													1.45
1952													1.45
1953													1.40
1954													1.35
1955													1.35
1956													1.30
1957													1.35
1958													1.45
1959													1.65
1960													1.30
1961													1.40
1962													1.40
1963													2.30
1964													2.70
1965													2.60
1966													2.50
1967													2.60
1968													2.60
1969													2.75
1970													
1971													
1972													
1973													
1974													
1975													
1976													
1977													
1978													
ARIZONA													
1949	1.00	1.00	1.05	.95	.95	.90	.90	.85	.85	.85	.95	1.00	.91
1950	1.05	1.00	.95	.98	.97	.86	.94	.94	1.05	1.00	.95	1.05	.92
1951	1.00	1.05	1.05	1.05	1.05	1.10	1.10	1.10	1.15	1.20	1.30	1.40	1.14
1952	1.35	1.35	1.30	1.35	1.30	1.15	1.15	1.20	1.25	1.25	1.25	1.20	1.16
1953	1.15	1.10	1.10	1.05	1.05	1.05	1.05	1.05	1.05	1.05	1.05	1.05	1.05
1954	1.05	1.05	1.05	1.05	1.05	.95	.95	.98	.96	1.00	1.05	1.10	.98
1955	1.05	1.10	1.10	1.10	1.00	1.00	1.00	1.00	.95	.95	1.05	1.10	.99
1956	.95	.97	.93	.95	.92	.92	.95	.95	.95	.95	1.00	1.05	.94
1957	1.05	1.00	1.00	1.00	.95	.90	.90	.90	1.00	.90	.90	.95	.92
1958	.95	1.00	1.00	1.00	1.00	.95	.95	.90	.90	.90	.90	.90	.94
1959	.90	.90	.90	.95	.95	.95	.90	.90	.90	.90	.95	.95	.92
1960	1.00	1.00	1.05	1.00	.95	.95	.90	.85	.90	.92	.94	.94	.94
1961	1.00	.95	1.00	1.00	.95	.90	.85	.90	.90	.95	1.00	1.00	.92
1962	1.00	1.00	1.00	1.00	.95	1.00	1.00	1.00	1.00	.95	1.00	1.00	1.00
1963	1.05	1.05	1.05	1.00	.95	.95	.95	.95	1.00	1.00	1.00	1.00	1.00
1964	1.00	1.00	1.00	1.00	1.00	.95	.95	.95	1.00	1.00	1.00	1.00	.96
1965	1.10	1.00	1.05	1.00	1.05	1.00	1.00	1.00	.95	.95	1.00	1.05	.97
1966	1.00	.95	.95	.95	.95	.95	1.00	1.00	.95	.95	1.00	1.00	1.00
1967	1.00	.95	1.00	.95	.95	.95	.95	.95	.95	.95	1.00	1.00	.96
1968													
1969													
1970													
1971													
1972													
1973													
1974													
1975													
1976													
1977													
1978													

OATS: PRICES RECEIVED BY FARMERS, MONTHLY AND SEASON AVERAGE,
BY STATE AND UNITED STATES, 1949-78

YEAR	JAN	FEB	MAR	APR	MAY	JUN	JUL	AUG	SEP	OCT	NOV	DEC	SEASON AVERAGE
DOLLARS PER BUSHEL													
ARKANSAS													
1949	.92	.90	.88	.87	.85	.70	.70	.74	.76	.78	.79	.81	.74
1950	.84	.84	.90	.92	.97	.93	.90	.90	.96	.96	.99	.99	.94
1951	1.00	1.05	1.10	1.06	1.07	1.05	1.01	1.00	1.03	1.05	1.07	1.05	1.03
1952	1.10	1.10	1.12	1.12	1.10	.97	.93	1.02	1.08	1.12	1.10	1.08	1.00
1953	1.08	1.12	1.09	1.02	.99	.77	.80	.85	.92	.92	.92	.93	.87
1954	.93	.94	.94	.90	.88	.69	.68	.76	.82	.90	.93	.91	.80
1955	.91	.92	.92	.88	.83	.68	.66	.69	.70	.76	.75	.70	.70
1956	.70	.73	.75	.72	.70	.60	.62	.66	.72	.73	.78	.80	.65
1957	.82	.83	.82	.81	.80	.64	.66	.69	.78	.78	.76	.75	.68
1958	.75	.75	.75	.75	.71	.64	.68	.73	.74	.77	.75	.75	.69
1959	.74	.73	.76	.74	.70	.67	.66	.69	.76	.73	.76	.74	.69
1960	.75	.77	.79	.77	.74	.69	.70	.71	.71	.74	.71	.72	.70
1961	.74	.73	.71	.73	.72	.67	.71	.72	.73	.73	.75	.75	.69
1962	.78	.76	.80	.77	.77	.72	.73	.74	.76	.78	.78	.80	.73
1963	.80	.83	.82	.82	.80	.80	.83	.88	.90	.87	.85	.82	.81
1964	.82	.82	.81	.81	.80	.70	.67	.74	.77	.78	.78	.80	.71
1965	.83	.81	.80	.82	.81	.75	.74	.74	.80	.80	.80	.78	.76
1966	.82	.81	.83	.84	.84	.73	.76	.76	.78	.78	.79	.81	.74
1967	.82	.79	.82	.79	.76	.74	.76	.73	.75	.76	.79	.81	.75
1968	.81	.81	.82	.82	.81	.76	.74	.69	.72	.74	.77	.77	.76
1969	.78	.82	.77	.78	.74	.70	.73	.72	.71	.71	.68	.73	.71
1970	.72	.73	.74	.74	.74	.68	.64	.68	.67	.69	.70	.70	.68
1971	.75	.77	.74	.74	.75	.75	.76	.76	.73	.72	.73	.79	.75
1972	.77				.70	.70	.76	.80	.83	.85	.95		.72
1973	.93	.96	.90	.90	.89	1.05	1.09	1.32	1.20	1.25	1.20	1.28	1.10
1974	1.38	1.45	1.47	1.36	1.25	1.36	1.43	1.48	1.61	1.65	1.71	1.69	1.41
1975	1.66	1.57	1.53	1.50	1.52	1.45	1.50	1.50	1.46	1.48	1.38	1.43	1.46
1976	1.51	1.58	1.50	1.51	1.48	1.70	1.78	1.68	1.60	1.61	1.63	1.62	1.69
1977	1.69	1.70	1.70	1.64	1.45								1.25
1978					1.40	1.26							1.45
CALIFORNIA													
1949	.98	.89	.90	.90	.88	.80	.79	.80	.88	.87	.95	1.02	.84
1950	1.01	1.00	.96	.94	.95	.83	.87	.90	.89	.90	.92	.93	.89
1951	.94	.97	.99	.99	1.03	1.05	1.07	1.09	1.10	1.13	1.23	1.29	1.11
1952	1.28	1.26	1.22	1.19	1.13	1.09	1.11	1.12	1.17	1.17	1.20	1.19	1.13
1953	1.15	1.10	1.12	1.09	1.06	.99	.99	.97	.99	.99	.97	.97	.98
1954	.99	.96	.95	.94	.94	.84	.80	.80	.80	.86	.87	.91	.83
1955	.90	.91	.90	.90	.90	.80	.83	.84	.78	.83	.82	.84	.83
1956	.86	.84	.83	.88	.87	.82	.80	.84	.85	.88	.90	.91	.84
1957	.91	.93	.90	.83	.80	.71	.70	.70	.70	.70	.71	.71	.71
1958	.71	.69	.71	.70	.72	.69	.71	.72	.72	.75	.77	.76	.73
1959	.79	.79	.81	.80	.79	.75	.77	.77	.79	.81	.86	.82	.79
1960	.84	.85	.86	.88	.85	.76	.77	.79	.82	.83	.85	.85	.80
1961	.84	.81	.81	.76	.75	.72	.73	.73	.71	.70	.70	.71	.72
1962	.74	.71	.72	.71	.70	.68	.68	.69	.68	.69	.69	.70	.69
1963	.73	.74	.75	.75	.73	.70	.72	.77	.79	.85	.84	.86	.78
1964	.86	.84	.83	.83	.80	.76	.79	.80	.83	.78	.80	.83	.80
1965	.80	.81	.82	.81	.77	.75	.75	.75	.75	.73	.72	.75	.75
1966	.79	.76	.77	.77	.75	.72	.72	.75	.79	.79	.80	.78	.76
1967	.82	.88	.88	.88	.88	.81	.81	.84	.84	.85	.87	.87	.84
1968	.90	.88	.88	.86	.86	.83	.82	.81	.80	.84	.84	.80	.82
1969	.82	.85	.85	.85	.85	.84	.82	.80	.76	.81	.83	.83	.81
1970	.81	.82	.80	.80	.77	.74	.74	.73	.79	.80	.82	.88	.78
1971	.85	.90	.89	.89	.91	.89	.84	.84	.85	.85	.85	.90	.87
1972	.92	.93	.94	.94	.94	.90	.90	.91	.91	.95	.95	1.03	.93
1973	1.13	1.11	1.13	1.13	1.12	1.19	1.23	1.53	1.62	1.65	1.60	1.70	1.43
1974	1.77	1.81	1.90	1.69	1.56	1.63	1.78	2.06	2.04	2.18	2.30	2.38	1.87
1975	2.21	2.09	1.93	1.92	1.95	1.93	1.90	1.95	1.94	1.88	1.91	1.94	1.92
1976	1.90	1.96	1.98	1.89	1.91	1.92	2.00	1.96	1.87	1.80	1.81	1.84	1.92
1977	1.96	1.96	1.90	2.00	1.76	1.90		1.44	1.44	1.55	1.30	1.30	1.53
1978		1.31	1.50			1.40	1.65	1.48	1.90	1.60	1.73	1.68	1.61

OATS: PRICES RECEIVED BY FARMERS, MONTHLY AND SEASON AVERAGE,
BY STATE AND UNITED STATES, 1949-78

YEAR	JAN	FEB	MAR	APR	MAY	JUN	JUL	AUG	SEP	OCT	NOV	DEC	SEASON AVERAGE
DOLLARS PER BUSHEL													
COLORADO													
1949	.78	.78	.80	.80	.76	.79	.71	.66	.66	.65	.66	.68	.70
1950	.70	.70	.72	.73	.76	.79	.82	.79	.84	.85	.89	.92	.91
1951	.96	.97	1.00	1.02	1.03	1.01	1.01	.89	.90	.95	1.02	1.06	.99
1952	1.10	1.05	1.05	1.05	1.00	.97	.94	.95	.98	.96	.96	.96	.93
1953	.95	.87	.87	.85	.85	.80	.80	.80	.77	.78	.82	.82	.82
1954	.85	.85	.90	.91	.92	.92	.91	.84	.84	.85	.87	.90	.90
1955	.92	.95	.96	.96	.96	.91	.85	.80	.72	.72	.73	.74	.75
1956	.75	.75	.73	.73	.74	.74	.73	.75	.74	.76	.79	.80	.80
1957	.84	.87	.89	.89	.87	.82	.75	.69	.63	.66	.66	.66	.67
1958	.68	.67	.66	.66	.67	.66	.64	.60	.62	.62	.64	.66	.65
1959	.66	.67	.66	.68	.71	.72	.69	.68	.69	.72	.72	.75	.73
1960	.74	.77	.76	.78	.78	.78	.77	.69	.68	.70	.71	.72	.71
1961	.71	.69	.69	.70	.67	.69	.69	.67	.68	.70	.69	.70	.70
1962	.72	.71	.72	.73	.76	.77	.74	.72	.73	.72	.74	.74	.74
1963	.76	.76	.75	.76	.76	.78	.79	.75	.73	.78	.74	.76	.77
1964	.77	.77	.77	.77	.76	.76	.73	.71	.74	.78	.80	.81	.77
1965	.81	.82	.83	.83	.84	.84	.84	.73	.72	.71	.72	.74	.74
1966	.76	.75	.71	.73	.74	.74	.74	.67	.70	.72	.75	.75	.75
1967	.79	.80	.82	.82	.82	.85	.83	.75	.70	.74	.77	.81	.79
1968	.85	.83	.82	.84	.84	.86	.78	.72	.73	.75	.73	.74	.75
1969	.75	.75	.75	.76	.78	.75	.74	.69	.68	.71	.67	.72	.70
1970	.71	.72	.72	.72	.73	.73	.70	.70	.68	.68	.68	.70	.70
1971	.70	.70	.70	.72	.72	.71	.71	.70	.70	.70	.71	.72	.73
1972	.75	.77	.76	.76	.78	.79	.79	.77	.81	.83	.90	.94	.87
1973	.93	.94	.95	.95	.97	.99	1.01	1.28	1.37	1.45	1.55	1.55	1.47
1974	1.60	1.76	1.75	1.70	1.59	1.59	1.63	1.73	1.79	1.95	2.12	2.05	1.90
1975	2.02	2.00	1.92	1.91	1.97	1.95	1.95	1.84	1.86	1.80	1.74	1.75	1.85
1976	1.78	1.84	1.87	1.86	1.92								1.40
1977													.96
1978													1.40
CONNECTICUT													
1949	1.00	.95	.95	.95	1.05	1.05	1.00	1.00	.95	1.00	1.00	1.00	1.02
1950	.95	.95	1.00	1.05	1.10	1.10	1.10	1.05	1.00	1.00	1.05	1.10	1.10
1951	1.15	1.20	1.15	1.15	1.10	1.00	1.00	1.00	1.00	1.00	1.10	1.15	1.08
1952	1.15	1.10	1.10	1.10	1.05	1.00	1.00	1.05	1.05	1.05	1.05	1.10	1.02
1953	1.05	1.00	1.00	1.00	.95	.90	.90	.90	.90	.90	.90	.90	.93
1954	.90	.95	.95	.95	.95	1.00	.95	1.00	1.00	1.00	1.05	1.05	1.01
1955	1.05	1.00	1.00	1.00	1.00	1.00	.90	.80	.80	.80	.85	.90	.89
1956	.90	.90	.90	.95	.95	.95	1.00	1.00	.95	.95	1.00	1.00	.99
1957	1.00	1.00	1.00	1.00	1.00	1.00	1.00	1.00	.95	.95	.95	.95	.95
1958													.90
1959													.95
1960													
1961													
1962													
1963													
1964													
1965													
1966													
1967													
1968													
1969													
1970													
1971													
1972													
1973													
1974													
1975													
1976													
1977													
1978													

OATS: PRICES RECEIVED BY FARMERS, MONTHLY AND SEASON AVERAGE,
BY STATE AND UNITED STATES, 1949-78

YEAR	JAN	FEB	MAR	APR	MAY	JUN	JUL	AUG	SEP	OCT	NOV	DEC	SEASON AVERAGE
DOLLARS PER BUSHEL													
DELAWARE													
1949	.85	.80	.90	.90	.90	.80	.71	.70	.74	.74	.80	.89	.74
1950	.89	.84	.87	.87	.87	.87	.87	.86	.92	.88	.90	1.00	.93
1951	1.04	1.11	1.07	1.05	1.00	.96	.83	.84	.85	.90	.97	1.04	.87
1952	1.03	.98	.98	.95	.95	.93	.85	.91	.95	.95	.99	.98	.93
1953	1.00	.95	.95	.92	.92	.86	.75	.79	.81	.81	.84	.86	.82
1954	.87	.89	.89	.89	.86	.83	.70	.70	.72	.74	.76	.82	.75
1955	.87	.87	.88	.85	.85	.80	.73	.68	.68	.68	.72	.72	.71
1956	.72	.73	.73	.73	.76	.75	.75	.72	.70	.77	.77	.78	.74
1957	.80	.80	.84	.82	.80	.75	.71	.71	.71	.75	.70	.70	.72
1958	.74	.76	.75	.75	.75	.73	.73	.70	.70	.72	.70	.75	.72
1959	.76	.77	.76	.73	.74	.74	.72	.70	.71	.73	.73	.73	.72
1960	.75	.77	.77	.80	.80	.75	.70	.70	.68	.69	.68	.70	.70
1961	.70	.72	.69	.67	.67	.67	.67	.67	.69	.70	.71	.75	.69
1962	.72	.72	.75	.74	.73	.75	.69	.70	.73	.76	.78	.78	.70
1963	.78	.78	.78	.79	.79		.74	.75	.73	.77	.77	.77	.75
1964	.79	.77	.77	.74	.72		.68	.69	.71	.69	.73	.75	.69
1965	.75	.76	.79	.77	.77	.77	.74	.72	.72	.72	.75	.75	.74
1966	.75	.75	.75	.77	.77		.74	.78	.78	.79	.79	.80	.76
1967	.80	.79	.79	.78	.77	.77	.73	.72	.75	.75	.75	.75	.73
1968	.76	.77	.78	.78	.82	.81	.70	.70	.70	.71	.71	.72	.70
1969	.74	.75	.75	.76	.76	.76	.71	.72	.72	.72	.74	.74	.72
1970	.79	.76	.79	.78	.80	.76							.77
1971													.75
1972													.80
1973													
1974													
1975													
1976													
1977													
1978													
FLORIDA													
1949	1.65	1.65	1.65	1.65	1.65	1.60	1.50	1.30	1.20	1.20	1.20	1.30	1.37
1950	1.26	1.30	1.35	1.35	1.40	1.40	1.45	1.50	1.50	1.40	1.35	1.50	1.43
1951	1.40	1.40	1.40	1.35	1.30	1.30	1.30	1.25	1.35	1.35	1.35	1.38	1.32
1952	1.38	1.35	1.35	1.37	1.35	1.00	.95	1.10	1.10	1.25	1.25	1.30	1.11
1953	1.35	1.35	1.35	1.35	1.00	.90	.95	1.00	1.00	1.05	1.10	1.10	1.01
1954	1.15	1.16	1.20	1.20	1.15	.80	.85	.90	.95	1.00	1.05	1.10	.94
1955	1.10	1.15	1.15	1.10	1.05	.95	.95	.95	1.00	1.00	1.00	1.00	.96
1956	1.00	1.05	1.00	1.05	.95	.85	.85	.90	.95	.95	1.00	.95	.90
1957	1.00	1.05	1.00	1.00	1.00	.90	.90	.95	.95	1.00	1.00	1.00	.95
1958	1.10	1.10	1.10	1.10	1.00	.85	.90	.90	1.00	1.00	1.00	1.05	.93
1959	1.05	1.05	1.05	1.10	1.00	.96	.96	.92	.94	1.01	1.05	1.10	.98
1960	1.05	1.10	1.05	1.05	1.00	.90	.96	.94	.97	1.00	1.05	.90	.93
1961	.95	.90	.90	.95	.90	.80	.85	.90	.90	.95	.90	.95	.86
1962	.93	.94	.90	.89	.84	.85	.88	.90	.94	.96	.97	.97	.91
1963	.93	1.05	1.05	1.00	1.00	.89	.88	.92	.95	1.00	1.00	1.00	.93
1964	1.00	1.00	1.00	1.05	1.00	1.00	.85	.90	.90	1.00	1.00	.98	.94
1965	.96	.98	1.00	1.00	1.00	.90	.90	.90	.95	.91	.95	.95	.92
1966	1.00	1.00	1.00	1.00	.95	.95	.95	.95	1.00	1.00	1.00	1.00	.96
1967	1.00	.97	1.00	.95	.94	.90	.90	.80	.80	.80	.85	.90	.88
1968	.90	.90	.90	.90	.85	.80	.80	.80	.80	.85	.80	.80	.82
1969	.90	.90	.85	.85	.85	.80	.75	.80	.80	.85	.85	.85	.80
1970	.85	.85	.85	.85									.65
1971													.70
1972													.70
1973													1.30
1974													1.35
1975													1.40
1976													1.40
1977													1.25
1978													

OATS: PRICES RECEIVED BY FARMERS, MONTHLY AND SEASON AVERAGE,
BY STATE AND UNITED STATES, 1949-78

YEAR	JAN	FEB	MAR	APR	MAY	JUN	JUL	AUG	SEP	OCT	NOV	DEC	SEASON AVERAGE
DOLLARS PER BUSHEL													
GEORGIA													
1949	1.08	1.02	1.00	.97	.90	.75	.76	.81	.89	.93	.95	.97	.83
1950	1.00	.95	.95	.93	.91	.80	.85	.90	.97	1.01	1.05	1.05	.90
1951	1.08	1.10	1.11	1.06	1.07	.90	.93	.97	1.01	1.15	1.16	1.20	.99
1952	1.15	1.18	1.16	1.12	1.05	.90	.93	1.04	1.13	1.17	1.17	1.09	1.00
1953	1.12	1.12	1.07	1.03	.98	.75	.78	.84	.90	.91	.93	.92	.89
1954	.93	.95	.96	.92	.85	.76	.78	.84	.91	.97	1.01	1.01	.89
1955	.99	.99	.98	.93	.87	.76	.78	.79	.82	.86	.87	.85	.78
1956	.85	.84	.84	.81	.80	.68	.74	.75	.81	.85	.87	.85	.77
1957	.86	.87	.83	.81	.82	.70	.74	.80	.87	.90	.90	.91	.77
1958	.90	.88	.91	.90	.87	.79	.81	.85	.91	.95	.93	.94	.84
1959	.91	.89	.87	.84	.82	.65	.69	.75	.80	.83	.87	.85	.73
1960	.83	.85	.85	.85	.85	.79	.78	.83	.86	.87	.88	.87	.82
1961	.88	.88	.88	.83	.81	.72	.74	.77	.81	.83	.84	.87	.76
1962	.84	.83	.82	.83	.80	.71	.75	.77	.79	.84	.86	.88	.78
1963	.90	.90	.92	.90	.88	.80	.83	.82	.88	.96	.96	.98	.84
1964	.97	.92	.89	.88	.88	.75	.75	.80	.80	.82	.85	.88	.80
1965	.89	.90	.89	.87	.87	.76	.78	.83	.82	.82	.84	.91	.80
1966	.95	.95	.90	.88	.91	.77	.80	.83	.92	.85	.88	.91	.82
1967	.89	.88	.89	.87	.84	.80	.80	.80	.80	.80	.85	.87	.82
1968	.91	.91	.92	.90	.85	.76	.77	.77	.77	.77	.84	.85	.79
1969	.87	.87	.86	.85	.80	.77	.71	.75	.77	.85	.90	.90	.79
1970	.85	.85	.82	.80	.75	.70	.75	.80	.86	.87	.86	.90	.77
1971	.92	.95	.97	.99	.91	.76	.76	.77	.80	.77	.84	.87	.80
1972	.90	.91	.94	.93	.85	.76	.78	.81	.88	.86	.89	1.05	.85
1973	1.10	1.10	1.14	1.14	1.09	1.15	1.10	1.35	1.31	1.45	1.42	1.46	1.25
1974	1.48	1.66	1.70	1.55	1.42	1.26	1.33	1.41	1.62	1.68	1.83	1.87	1.44
1975	1.82	1.70	1.63	1.73	1.71	1.60	1.45	1.50	1.46	1.49	1.55	1.50	1.59
1976	1.54	1.52	1.62	1.64	1.60								1.45
1977													1.45
1978													1.30
IDAHO													
1949	.80	.80	.82	.81	.78	.75	.76	.77	.70	.71	.74	.72	.73
1950	.72	.71	.74	.76	.74	.78	.81	.72	.74	.72	.71	.73	.75
1951	.78	.81	.82	.81	.85	.83	.83	.79	.82	.85	.93	1.01	.89
1952	1.01	1.06	1.07	1.05	1.04	1.00	.91	.93	.93	.94	.95	.93	.91
1953	.92	.84	.86	.82	.84	.82	.82	.73	.73	.73	.74	.75	.75
1954	.76	.77	.78	.78	.79	.79	.80	.75	.76	.75	.76	.78	.76
1955	.77	.76	.77	.75	.76	.75	.75	.63	.62	.62	.62	.63	.64
1956	.66	.66	.66	.67	.74	.67	.67	.62	.64	.66	.68	.70	.66
1957	.71	.71	.71	.70	.67	.65	.61	.58	.59	.61	.61	.61	.61
1958	.60	.60	.61	.62	.60	.60	.60	.60	.60	.61	.62	.66	.63
1959	.65	.65	.65	.67	.66	.69	.67	.64	.64	.66	.68	.69	.68
1960	.72	.73	.74	.73	.75	.74	.70	.68	.70	.71	.71	.73	.70
1961	.73	.72	.72	.73	.72	.71	.69	.70	.69	.67	.71	.70	.69
1962	.72	.73	.74	.73	.73	.74	.73	.72	.70	.70	.70	.70	.69
1963	.69	.69	.68	.67	.67	.69	.66	.61	.63	.65	.67	.68	.66
1964	.68	.68	.69	.69	.69	.69	.69	.62	.64	.65	.67	.67	.67
1965	.70	.71	.71	.70	.70	.70	.69	.65	.64	.64	.65	.67	.66
1966	.68	.69	.69	.67	.68	.67	.68	.69	.69	.69	.69	.71	.70
1967	.70	.72	.71	.71	.72	.75	.70	.68	.70	.70	.73	.75	.71
1968	.75	.75	.73	.73	.72	.73	.72	.65	.65	.67	.70	.70	.68
1969	.70	.72	.71	.71	.71	.70	.70	.64	.64	.63	.64	.65	.65
1970	.65	.65	.64	.63	.65	.65	.63	.61	.64	.64	.66	.68	.66
1971	.69	.72	.70	.72	.72	.72	.72	.65	.65	.67	.71	.72	.69
1972	.72	.75	.75	.75	.73	.73	.73	.75	.78	.82	.83	.90	.87
1973	.98	.97	.98	.95	.97	.97	1.03	1.33	1.38	1.46	1.42	1.49	1.45
1974	1.53	1.65	1.71	1.54	1.44	1.43	1.48	1.68	1.77	1.88	1.93	1.92	1.75
1975	1.89	1.69	1.53	1.61	1.63	1.60	1.55	1.59	1.64	1.60	1.51	1.49	1.56
1976	1.51	1.52	1.54	1.50	1.54	1.52	1.60	1.47	1.44	1.36	1.37	1.40	1.47
1977	1.60	1.56	1.51	1.47	1.86	1.76	1.26	1.20	1.19	1.22	1.27	1.27	1.35
1978	1.59	1.30	1.52	1.51	1.49	1.56	1.52	1.50	1.40	1.30	1.25	1.31	1.42

OATS: PRICES RECEIVED BY FARMERS, MONTHLY AND SEASON AVERAGE,
BY STATE AND UNITED STATES, 1949-78

YEAR	JAN	FEB	MAR	APR	MAY	JUN	JUL	AUG	SEP	OCT	NOV	DEC	SEASON AVERAGE
DOLLARS PER BUSHEL													
ILLINOIS													
1949	.74	.66	.68	.68	.63	.57	.54	.55	.59	.61	.66	.70	.64
1950	.69	.69	.71	.75	.80	.81	.73	.70	.73	.73	.84	.88	.80
1951	.90	.94	.92	.92	.88	.82	.75	.76	.79	.82	.96	.96	.82
1952	.94	.88	.90	.86	.80	.76	.74	.79	.83	.82	.84	.84	.76
1953	.81	.74	.75	.73	.73	.67	.67	.71	.69	.70	.73	.75	.71
1954	.76	.76	.75	.73	.72	.70	.64	.67	.70	.76	.76	.76	.68
1955	.76	.74	.70	.69	.68	.66	.55	.50	.51	.55	.57	.60	.57
1956	.60	.58	.59	.59	.61	.62	.64	.66	.65	.65	.71	.73	.67
1957	.74	.69	.68	.68	.68	.64	.61	.61	.62	.61	.62	.63	.61
1958	.63	.61	.62	.62	.60	.57	.57	.56	.54	.53	.55	.59	.58
1959	.61	.60	.60	.62	.61	.69	.61	.62	.61	.64	.70	.71	.66
1960	.72	.69	.70	.71	.71	.67	.64	.61	.60	.57	.54	.58	.61
1961	.61	.61	.59	.56	.60	.59	.63	.60	.62	.58	.61	.64	.62
1962	.65	.61	.62	.63	.66	.62	.60	.58	.60	.59	.62	.68	.63
1963	.69	.69	.69	.68	.67	.65	.61	.61	.63	.63	.63	.66	.62
1964	.68	.65	.64	.63	.61	.59	.57	.59	.61	.62	.63	.66	.62
1965	.69	.68	.67	.69	.69	.68	.64	.64	.64	.64	.65	.68	.66
1966	.70	.70	.69	.69	.68	.67	.69	.68	.68	.67	.69	.70	.69
1967	.71	.69	.70	.70	.69	.69	.66	.64	.65	.65	.66	.67	.67
1968	.69	.71	.71	.71	.71	.69	.60	.56	.58	.58	.60	.63	.60
1969	.66	.67	.64	.64	.64	.61	.59	.55	.55	.56	.55	.57	.58
1970	.60	.59	.59	.60	.61	.60	.58	.62	.67	.66	.70	.73	.66
1971	.74	.76	.75	.74	.71	.73	.66	.63	.62	.64	.64	.68	.67
1972	.70	.70	.70	.70	.70	.70	.67	.67	.69	.70	.73	.86	.74
1973	.86	.82	.82	.82	.89	.94	.89	1.11	1.04	1.08	1.12	1.20	1.18
1974	1.37	1.53	1.47	1.37	1.36	1.34	1.43	1.53	1.55	1.63	1.62	1.65	1.52
1975	1.61	1.60	1.50	1.49	1.53	1.48	1.42	1.40	1.38	1.31	1.35	1.38	1.42
1976	1.40	1.44	1.43	1.42	1.44	1.57	1.58	1.41	1.42	1.39	1.39	1.47	1.52
1977	1.58	1.63	1.63	1.61	1.56	1.50	1.05	.96	1.03	1.04	1.10	1.15	1.10
1978	1.25	1.28	1.25	1.34	1.42	1.31	1.17	1.10	1.27	1.15	1.35	1.45	1.25
INDIANA													
1949	.77	.67	.69	.70	.66	.61	.53	.54	.58	.58	.64	.68	.62
1950	.68	.68	.71	.75	.80	.83	.75	.70	.75	.76	.84	.91	.81
1951	.94	.96	.95	.94	.89	.85	.74	.76	.79	.82	.93	.98	.82
1952	.95	.89	.91	.90	.85	.78	.73	.78	.82	.82	.85	.85	.76
1953	.85	.78	.78	.75	.74	.69	.65	.70	.70	.71	.74	.76	.71
1954	.78	.77	.77	.76	.74	.74	.65	.68	.72	.73	.77	.77	.70
1955	.78	.76	.73	.72	.70	.68	.55	.52	.51	.56	.57	.60	.57
1956	.61	.59	.58	.60	.62	.62	.63	.64	.64	.65	.71	.74	.67
1957	.75	.71	.70	.69	.70	.68	.63	.63	.65	.65	.68	.68	.66
1958	.68	.68	.69	.70	.68	.67	.60	.57	.57	.57	.59	.61	.60
1959	.62	.63	.62	.64	.63	.61	.60	.60	.62	.64	.70	.73	.66
1960	.75	.74	.74	.74	.73	.69	.63	.60	.60	.59	.58	.58	.61
1961	.62	.62	.61	.58	.61	.61	.63	.62	.63	.61	.63	.66	.64
1962	.67	.67	.66	.67	.68	.65	.60	.58	.59	.60	.61	.66	.63
1963	.69	.70	.70	.69	.68	.66	.60	.58	.62	.63	.64	.66	.62
1964	.68	.66	.65	.64	.63	.61	.57	.61	.64	.66	.67	.71	.65
1965	.74	.74	.74	.75	.75	.73	.66	.68	.69	.69	.70	.72	.70
1966	.75	.77	.76	.75	.74	.73	.70	.69	.70	.70	.71	.72	.71
1967	.75	.75	.75	.74	.74	.72	.69	.69	.70	.71	.72	.74	.72
1968	.77	.79	.79	.79	.79	.75	.63	.57	.57	.58	.60	.62	.62
1969	.66	.67	.64	.63	.63	.62	.58	.55	.56	.57	.58	.60	.59
1970	.63	.65	.64	.64	.65	.65	.60	.64	.68	.69	.69	.75	.69
1971	.80	.83	.82	.81	.79	.79	.68	.65	.65	.66	.68	.70	.69
1972	.72	.74	.74	.72	.74	.72	.69	.72	.74	.77	.79	.93	.79
1973	.95	1.00	1.01	1.01	1.01	1.04	.96	1.17	1.10	1.14	1.17	1.28	1.19
1974	1.41	1.56	1.57	1.49	1.50	1.47	1.44	1.67	1.72	1.79	1.78	1.81	1.59
1975	1.78	1.76	1.65	1.69	1.66	1.60	1.52	1.50	1.48	1.48	1.47	1.48	1.51
1976	1.50	1.51	1.52	1.50	1.50	1.57	1.56	1.53	1.53	1.53	1.54	1.59	1.62
1977	1.77	1.77	1.76	1.84	1.86	1.54	1.65	1.46	1.50	1.46	1.60	1.61	1.61
1978	1.48	1.56	1.56	1.63	1.67	1.71	1.58	1.44	1.47	1.44	1.55	1.63	1.54

OATS: PRICES RECEIVED BY FARMERS, MONTHLY AND SEASON AVERAGE,
BY STATE AND UNITED STATES, 1949-78

YEAR	JAN	FEB	MAR	APR	MAY	JUN	JUL	AUG	SEP	OCT	NOV	DEC	SEASON AVERAGE
DOLLARS PER BUSHEL													
IOWA													
1949	.74	.66	.68	.67	.62	.57	.54	.55	.57	.58	.62	.67	.64
1950	.69	.69	.70	.72	.75	.79	.74	.68	.70	.71	.79	.85	.79
1951	.88	.91	.91	.92	.90	.85	.81	.78	.82	.86	.94	1.00	.86
1952	1.00	.94	.92	.91	.85	.79	.75	.78	.81	.79	.80	.82	.76
1953	.80	.76	.76	.74	.73	.70	.69	.72	.71	.72	.74	.77	.75
1954	.80	.79	.79	.79	.78	.76	.64	.65	.68	.69	.73	.74	.69
1955	.74	.73	.70	.69	.68	.68	.54	.52	.55	.57	.60	.63	.58
1956	.61	.61	.61	.61	.63	.65	.68	.72	.71	.71	.73	.76	.72
1957	.76	.73	.73	.73	.71	.67	.59	.57	.58	.59	.60	.61	.59
1958	.59	.58	.59	.60	.58	.57	.53	.52	.52	.53	.55	.58	.56
1959	.58	.58	.59	.60	.60	.59	.57	.59	.60	.61	.65	.67	.63
1960	.67	.66	.65	.66	.66	.64	.61	.58	.59	.58	.57	.58	.60
1961	.60	.60	.60	.60	.62	.63	.65	.63	.64	.64	.64	.66	.66
1962	.67	.67	.67	.68	.68	.66	.63	.61	.62	.63	.65	.68	.65
1963	.69	.68	.68	.68	.68	.68	.64	.63	.65	.65	.66	.67	.65
1964	.68	.67	.66	.67	.67	.65	.62	.62	.62	.62	.64	.65	.65
1965	.67	.68	.68	.68	.69	.68	.65	.63	.63	.63	.64	.65	.65
1966	.67	.67	.67	.67	.67	.67	.66	.66	.68	.68	.70	.70	.69
1967	.71	.71	.71	.71	.71	.71	.69	.65	.66	.65	.65	.66	.68
1968	.68	.68	.69	.70	.70	.70	.63	.59	.60	.60	.61	.63	.63
1969	.66	.67	.67	.67	.67	.64	.60	.55	.55	.57	.56	.58	.59
1970	.59	.59	.60	.60	.60	.61	.57	.58	.62	.63	.65	.68	.64
1971	.71	.73	.72	.72	.70	.70	.65	.63	.63	.63	.63	.65	.66
1972	.67	.68	.69	.68	.69	.68	.67	.65	.68	.69	.71	.83	.75
1973	.85	.85	.85	.85	.86	.91	.87	1.10	.99	1.01	1.05	1.13	1.14
1974	1.28	1.40	1.41	1.31	1.30	1.30	1.30	1.50	1.51	1.57	1.59	1.62	1.49
1975	1.61	1.59	1.51	1.51	1.55	1.53	1.43	1.44	1.43	1.41	1.41	1.41	1.44
1976	1.44	1.45	1.45	1.44	1.45	1.56	1.62	1.48	1.48	1.44	1.44	1.50	1.56
1977	1.61	1.67	1.63	1.62	1.55	1.38	1.09	.94	.92	.93	1.10	1.13	1.11
1978	1.13	1.14	1.17	1.18	1.24	1.27	1.07	1.01	1.07	1.04	1.16	1.18	1.19
KANSAS													
1949	.81	.75	.76	.75	.70	.62	.61	.64	.66	.67	.71	.75	.71
1950	.78	.78	.79	.80	.83	.84	.78	.77	.77	.78	.82	.90	.86
1951	.94	.97	.96	.97	.96	.91	.82	.84	.87	.91	1.02	1.07	.93
1952	1.07	1.03	1.00	1.00	.95	.86	.84	.92	.94	.94	.95	.96	.89
1953	.94	.87	.88	.85	.84	.77	.70	.75	.76	.77	.78	.81	.78
1954	.81	.81	.80	.82	.78	.70	.66	.70	.74	.76	.79	.81	.74
1955	.80	.79	.77	.76	.76	.72	.51	.60	.61	.64	.65	.66	.64
1956	.67	.65	.65	.65	.66	.63	.62	.70	.73	.75	.79	.83	.73
1957	.85	.84	.83	.80	.76	.68	.58	.58	.59	.58	.60	.61	.60
1958	.59	.57	.58	.61	.61	.55	.56	.59	.60	.59	.61	.63	.62
1959	.65	.65	.65	.64	.65	.61	.61	.64	.66	.65	.67	.68	.67
1960	.71	.71	.71	.70	.70	.67	.62	.64	.64	.64	.65	.65	.64
1961	.66	.66	.65	.64	.62	.63	.63	.65	.66	.67	.68	.70	.67
1962	.71	.72	.72	.70	.71	.71	.68	.68	.69	.70	.70	.73	.71
1963	.73	.74	.74	.74	.74	.71	.70	.72	.71	.73	.72	.74	.73
1964	.76	.75	.73	.75	.74	.70	.67	.68	.70	.70	.72	.73	.71
1965	.74	.75	.75	.75	.74	.74	.70	.70	.72	.72	.72	.72	.72
1966	.74	.74	.76	.75	.75	.73	.73	.76	.75	.76	.76	.78	.76
1967	.78	.78	.80	.79	.79	.78	.76	.72	.73	.75	.74	.75	.76
1968	.76	.77	.77	.76	.77	.76	.72	.71	.71	.71	.72	.73	.73
1969	.74	.75	.75	.75	.75	.73	.70	.68	.68	.69	.69	.71	.71
1970	.72	.72	.72	.74	.73	.69	.68	.69	.70	.73	.73	.74	.72
1971	.76	.76	.77	.75	.77	.76	.70	.69	.70	.69	.72	.73	.72
1972	.75	.74	.75	.74	.74	.73	.72	.74	.76	.76	.80	.94	.82
1973	.94	.95	.93	.93	.94	.98	.98	1.18	1.26	1.28	1.30	1.41	1.30
1974	1.44	1.62	1.61	1.51	1.49	1.39	1.41	1.60	1.63	1.68	1.75	1.76	1.63
1975	1.76	1.74	1.73	1.68	1.65	1.70	1.61	1.63	1.57	1.57	1.59	1.61	1.62
1976	1.64	1.63	1.61	1.60	1.59								1.55
1977													1.10
1978													1.40

OATS: PRICES RECEIVED BY FARMERS, MONTHLY AND SEASON AVERAGE,
BY STATE AND UNITED STATES, 1949-78

YEAR	JAN	FEB	MAR	APR	MAY	JUN	JUL	AUG	SEP	OCT	NOV	DEC	SEASON AVERAGE
DOLLARS PER BUSHEL													
KENTUCKY													
1949	.99	.95	1.04	1.06	.94	.81	.74	.74	.79	.88	.81	.84	.82
1950	.88	.87	.93	.93	.99	.94	.91	.90	.92	.94	.98	1.01	.96
1951	1.03	1.05	1.05	1.07	1.05	.99	.94	.95	1.00	1.05	1.09	1.13	1.03
1952	1.13	1.13	1.13	1.18	1.17	1.02	.97	1.03	1.09	1.10	1.03	1.02	1.02
1953	1.02	1.07	1.10	1.04	.98	.80	.75	.80	.87	.90	.92	.92	.83
1954	.94	.98	1.01	1.00	.95	.86	.75	.81	.84	.91	.90	.92	.84
1955	.92	.89	.92	.90	.87	.80	.71	.68	.67	.72	.69	.69	.74
1956	.73	.74	.80	.82	.77	.67	.67	.68	.75	.75	.75	.78	.72
1957	.78	.82	.80	.80	.75	.70	.73	.74	.79	.79	.74	.72	.75
1958	.71	.79	.85	.80	.75	.71	.73	.72	.80	.80	.77	.74	.75
1959	.75	.76	.79	.82	.79	.70	.73	.77	.76	.74	.76	.76	.76
1960	.79	.83	.86	.85	.84	.77	.73	.69	.70	.76	.73	.73	.73
1961	.73	.74	.73	.73	.68	.68	.65	.70	.70	.70	.69	.69	.69
1962	.70	.74	.74	.75	.72	.71	.69	.72	.72	.72	.72	.72	.72
1963	.75	.76	.78	.82	.80	.75	.74	.75	.78	.79	.74	.75	.75
1964	.76	.80	.78	.75	.75	.68	.67	.70	.72	.72	.72	.74	.71
1965	.75	.77	.80	.80	.77	.73	.72	.73	.73	.74	.74	.78	.74
1966	.78	.76	.76	.78	.77	.73	.74	.76	.79	.73	.78	.78	.76
1967	.79	.78	.78	.78	.77	.74	.74	.73	.74	.74	.72	.77	.75
1968	.78	.79	.79	.81	.79	.80	.72	.73	.75	.74	.77	.78	.74
1969	.79	.80	.74	.77	.74	.73	.72	.73	.73	.75	.72	.77	.73
1970	.77	.78	.77	.80	.78	.78	.73	.75	.80	.80	.81	.82	.77
1971	.88	.88	.88	.87	.88	.83	.74	.73	.75	.77	.73	.75	.77
1972	.77	.80	.83	.83	.80	.74	.74	.80	.84	.85	.87	.99	.80
1973	1.07	1.04	1.03	.97	.99	1.07	1.04	1.26	1.17	1.25	1.28	1.45	1.17
1974	1.60	1.73	1.75	1.45	1.43	1.47	1.59	1.87	1.74	1.88	1.86	1.83	1.62
1975	1.82	1.80	1.61	1.62	1.62	1.60	1.60	1.62	1.67	1.64	1.62	1.63	1.62
1976	1.64	1.68	1.76	1.71	1.66								1.80
1977													1.75
1978													1.90
LOUISIANA													
1949	1.08	1.02	.98	1.02	.97	.88	.83	.90	.96	.96	.94	.96	.90
1950	.94	.99	.96	.94	.99	.92	1.03	.99	1.03	.97	1.02	1.02	.99
1951	1.02	1.10	1.15	1.10	1.05	1.00	1.05	1.05	1.10	1.10	1.20	1.25	1.08
1952	1.25	1.25	1.20	1.15	1.11	1.00	1.00	1.05	1.15	1.17	1.20	1.10	1.05
1953	1.15	1.10	1.05	.95	1.00	.82	.81	.85	.89	.97	1.02	1.00	.88
1954	1.01	.97	.99	.95	.91	.75	.75	.80	.90	.96	.97	.92	.84
1955	.95	.95	.93	.90	.90	.75	.75	.76	.76	.80	.78	.77	.76
1956	.77	.77	.79	.77	.75	.66	.69	.73	.78	.80	.87	.89	.73
1957	.91	.87	.87	.87	.80	.65	.72	.80	.85	.87	.85	.85	.74
1958	.85	.80	.85	.81	.80	.75	.80	.80	.90	.90	.85	.85	.80
1959	.85	.90	.85	.85	.80	.75	.73	.78	.78	.80	.84	.82	.77
1960	.82	.84	.83	.81	.81	.78	.79	.81	.82	.84	.83	.79	.80
1961	.82	.80	.79	.75	.75	.69	.73	.77	.77	.85	.76	.80	.74
1962	.81	.82	.84	.82	.82	.79	.76	.70	.79	.84	.84	.83	.80
1963	.87	.89	.89	.87	.87	.87	.86	.83	.84	.84	.82	.86	.86
1964	.90	.89	.85	.88	.83	.71	.76	.75	.80	.80	.83	.86	.76
1965	.86	.84	.84	.84	.82	.72	.73	.79	.80	.79	.80	.84	.77
1966	.89	.88	.88	.86	.83	.73	.72	.75	.80	.77	.81	.81	.76
1967	.85	.82	.83	.81	.80	.79	.75	.72	.77	.78	.78	.79	.78
1968	.84	.85	.88	.84	.78	.73	.73	.70	.74	.76	.79	.79	.75
1969	.83	.84	.80	.80	.82	.76	.73	.74	.73	.75	.75	.76	.76
1970	.74	.78	.79	.77	.77	.68	.68	.68	.74	.78	.80	.82	.71
1971	.84	.85	.83	.82	.85	.83	.79	.80	.82	.82	.82	.82	.83
1972	.83	.83	.84	.84	.85	.75	.76	.76	.78	.79	.80	.90	.77
1973	.95	.90	.86	.88	.95								1.05
1974													1.30
1975													1.50
1976													1.65
1977													1.45
1978													

OATS: PRICES RECEIVED BY FARMERS, MONTHLY AND SEASON AVERAGE,
BY STATE AND UNITED STATES, 1949-78

YEAR	JAN	FEB	MAR	APR	MAY	JUN	JUL	AUG	SEP	OCT	NOV	DEC	SEASON AVERAGE
DOLLARS PER BUSHEL													
MAINE													
1949	.85	.80	.80	1.75	.70	.70	.75	.75	.75	.70	.70	.75	.77
1950	.70	.70	.75	.80	.90	.85	.90	.85	.75	.75	.80	.85	.93
1951	.95	1.05	1.00	1.00	1.00	.95	.90	.85	.75	.85	.95	1.00	.92
1952	1.00	1.00	.95	.95	.90	.85	.90	.90	.90	.90	.90	.95	.88
1953	.90	.90	.85	.85	.85	.80	.80	.80	.75	.75	.75	.75	.87
1954	.75	.80	.80	.80	.85	.85	.85	.85	.80	.80	.80	.80	.81
1955	.80	.80	.85	.80	.80	.85	.85	.70	.60	.65	.70	.70	.74
1956	.70	.75	.80	.80	.80	.80	.80	.80	.70	.80	.75	.75	.76
1957	.75	.80	.80	.75	.75	.75	.75	.75	.70	.70	.65	.65	.70
1958	.70	.70	.75	.70	.70	.70	.70	.70	.65	.65	.65	.70	.72
1959	.70	.70	.70	.80	.80	.85	.80	.75	.60	.60	.60	.65	.70
1960	.65	.70	.75	.75	.80	.70	.65	.65	.60	.60	.65	.65	.68
1961	.70	.75	.75	.75	.70	.65	.70	.70	.65	.70	.70	.70	.72
1962	.70	.70	.75	.75	.80	.75	.75	.75	.65	.65	.70	.70	.74
1963	.70	.75	.80	.80	.80	.80	.75	.70	.65	.65	.70	.70	.71
1964	.74	.72	.71	.71	.71	.70	.72	.70	.68	.68	.69	.73	.75
1965	.75	.70	.80	.80	.80	.80	.75	.80	.70	.70	.70	.75	.72
1966	.75	.75	.75	.75	.75	.75	.80	.80	.75	.70	.75	.75	.75
1967	.75	.75	.80	.80	.80	.80	.80	.80	.80	.75	.75	.75	.79
1968	.75	.80	.80	.85	.85	.85	.85	.75	.75	.75	.75	.75	.74
1969	.75	.70	.70	.70	.70	.75	.73	.65	.60	.65	.65	.60	.66
1970	.65	.70	.70	.70	.70	.70							.70
1971													.64
1972													.70
1973													1.45
1974													1.50
1975													1.30
1976													1.30
1977													1.10
1978													1.01
MARYLAND													
1949	.85	.80	.90	.90	.90	.80	.71	.70	.74	.80	.84	.89	.75
1950	.88	.84	.90	.97	.98	.96	.95	.86	.92	.85	.95	1.02	.95
1951	1.04	1.11	1.07	1.05	.99	.95	.81	.87	.87	.91	.97	1.04	.89
1952	1.03	.98	.98	.97	.98	.93	.85	.89	.93	.91	.95	.90	.88
1953	.95	.90	.90	.87	.87	.80	.75	.79	.84	.84	.84	.85	.81
1954	.85	.87	.86	.86	.86	.85	.80	.76	.82	.82	.83	.86	.81
1955	.89	.86	.86	.82	.82	.80	.74	.72	.68	.71	.68	.73	.73
1956	.73	.74	.74	.75	.78	.76	.76	.73	.70	.76	.78	.81	.76
1957	.84	.84	.86	.80	.78	.73	.71	.71	.78	.73	.74	.77	.73
1958	.77	.79	.79	.80	.77	.75	.75	.73	.74	.77	.75	.79	.75
1959	.79	.79	.79	.76	.74	.74	.73	.72	.72	.73	.77	.79	.74
1960	.79	.80	.79	.81	.80	.75	.72	.71	.71	.72	.70	.72	.72
1961	.75	.78	.75	.72	.72	.72	.66	.70	.68	.70	.71	.75	.69
1962	.76	.72	.72	.77	.75	.75	.71	.70	.71	.74	.74	.77	.72
1963	.79	.79	.78	.80	.76	.74	.74	.74	.73	.75	.77	.78	.74
1964	.79	.77	.77	.74	.72	.68	.69	.69	.71	.70	.73	.75	.70
1965	.74	.74	.76	.75	.75	.75	.73	.71	.72	.74	.75	.75	.73
1966	.75	.75	.75	.77	.77		.74	.75	.76	.77	.77	.79	.75
1967	.81	.79	.79	.78	.77		.73	.75	.75	.75	.75	.75	.74
1968	.75	.76	.77	.77	.81	.80	.70	.67	.68	.69	.71	.72	.70
1969	.74	.75	.75	.76	.76	.76	.71	.72	.72	.70	.72	.72	.72
1970	.77	.75	.78	.76	.78	.74	.73	.73	.77	.78	.78	.82	.76
1971	.82	.84	.87	.80	.83	.81	.80	.76	.75	.77	.76	.79	.79
1972	.79	.80	.78	.80	.80	.77	.77	.77	.79	.87	.84	.98	.81
1973	.93	1.00	1.06	1.05	1.05	1.11	1.04	1.20	1.21	1.26	1.31	1.38	1.18
1974	1.46	1.65	1.57	1.44	1.36	1.38	1.33	1.40	1.69	1.76	1.71	1.86	1.49
1975	1.72	1.72	1.66	1.73	1.66	1.62	1.52	1.48	1.61	1.62	1.61	1.68	1.56
1976	1.60	1.65	1.57	1.59	1.59								1.65
1977													1.52
1978													1.50

OATS: PRICES RECEIVED BY FARMERS, MONTHLY AND SEASON AVERAGE,
BY STATE AND UNITED STATES, 1949-78

YEAR	JAN	FEB	MAR	APR	MAY	JUN	JUL	AUG	SEP	OCT	NOV	DEC	SEASON AVERAGE
DOLLARS PER BUSHEL													
MASSACHUSETTS													
1949	1.00	.95	.95	.95	1.05	1.05	1.00	1.00	.95	1.00	1.00	1.00	1.02
1950	.95	.95	1.00	1.05	1.10	1.10	1.10	1.05	1.00	1.00	1.05	1.10	1.10
1951	1.15	1.20	1.15	1.15	1.10	1.00	1.00	1.00	1.00	1.00	1.10	1.15	1.08
1952	1.15	1.10	1.10	1.10	1.05	1.00	1.00	1.05	1.05	1.05	1.05	1.10	1.02
1953	1.05	1.00	1.00	1.00	.95	.90	.90	.90	.90	.90	.90	.90	.95
1954	.90	.95	.95	.95	.95	1.00	.95	1.00	1.00	1.00	1.05	1.05	1.01
1955	1.05	1.00	1.00	1.00	1.00	1.00	.90	.80	.80	.80	.85	.90	.89
1956	.90	.90	.90	.95	.95	.95	1.00	1.00	.95	.95	1.00	1.00	.99
1957	1.00	1.00	1.00	1.00	1.00	1.00	1.00	.95	.95	.95	.95	.95	.95
1958													.90
1959													.95
1960													
1961													
1962													
1963													
1964													
1965													
1966													
1967													
1968													
1969													
1970													
1971													
1972													
1973													
1974													
1975													
1976													
1977													
1978													
MICHIGAN													
1949	.77	.68	.71	.72	.69	.64	.60	.56	.60	.60	.67	.70	.68
1950	.69	.68	.71	.76	.81	.83	.80	.70	.73	.75	.84	.88	.82
1951	.91	.94	.91	.91	.88	.80	.75	.75	.75	.78	.91	.94	.81
1952	.91	.86	.87	.83	.78	.77	.75	.77	.82	.81	.85	.86	.78
1953	.82	.74	.76	.74	.72	.73	.70	.71	.70	.72	.75	.76	.74
1954	.78	.78	.77	.76	.75	.75	.70	.72	.74	.80	.79	.79	.72
1955	.78	.75	.71	.72	.70	.70	.58	.52	.53	.57	.58	.61	.58
1956	.61	.59	.59	.60	.63	.65	.67	.66	.66	.69	.73	.77	.70
1957	.77	.72	.71	.70	.70	.66	.64	.61	.63	.64	.65	.66	.64
1958	.66	.65	.65	.67	.61	.63	.61	.56	.55	.56	.58	.60	.59
1959	.61	.60	.60	.62	.62	.62	.60	.59	.59	.63	.70	.70	.65
1960	.71	.69	.70	.70	.71	.69	.64	.59	.59	.58	.57	.59	.61
1961	.63	.62	.61	.58	.63	.62	.66	.61	.61	.59	.62	.65	.63
1962	.66	.62	.63	.63	.67	.64	.60	.57	.59	.59	.62	.66	.63
1963	.60	.67	.68	.67	.67	.66	.60	.57	.59	.62	.64	.65	.61
1964	.67	.64	.62	.60	.60	.58	.54	.58	.61	.62	.63	.65	.62
1965	.70	.67	.67	.69	.67	.67	.61	.64	.65	.63	.66	.70	.66
1966	.72	.72	.70	.69	.68	.67	.68	.67	.67	.67	.69	.72	.69
1967	.73	.71	.71	.73	.71	.71	.67	.67	.67	.68	.69	.72	.70
1968	.76	.77	.76	.75	.70	.71	.59	.48	.50	.50	.56	.59	.57
1969	.65	.63	.59	.58	.57	.56	.54	.54	.55	.54	.55	.60	.59
1970	.62	.63	.62	.63	.65	.66	.61	.64	.65	.68	.71	.76	.70
1971	.77	.77	.74	.73	.72	.77	.67	.65	.67	.69	.73	.77	.71
1972	.76	.76	.72	.72	.73	.73	.74	.71	.74	.74	.81	.96	.84
1973	.97	.95	.91	.92	.96	.95	.91	1.23	1.16	1.29	1.29	1.41	1.35
1974	1.49	1.62	1.61	1.42	1.41	1.46	1.46	1.68	1.63	1.75	1.79	1.84	1.65
1975	1.73	1.66	1.54	1.56	1.58	1.53	1.42	1.35	1.32	1.27	1.30	1.38	1.39
1976	1.41	1.46	1.46	1.42	1.42	1.62	1.52	1.38	1.44	1.45	1.49	1.61	1.56
1977	1.69	1.80	1.85	1.80	1.83	1.67	1.31	1.14	1.04	1.17	1.31	1.38	1.27
1978	1.45	1.43	1.43	1.43	1.38	1.32	1.18	1.17	1.10	1.25	1.34	1.30	1.25

OATS: PRICES RECEIVED BY FARMERS, MONTHLY AND SEASON AVERAGE,
BY STATE AND UNITED STATES, 1949-78

YEAR	JAN	FEB	MAR	APR	MAY	JUN	JUL	AUG	SEP	OCT	NOV	DEC	SEASON AVERAGE
DOLLARS PER BUSHEL													
MINNESOTA													
1949	.70	.62	.61	.62	.59	.54	.52	.52	.56	.55	.60	.64	.61
1950	.64	.64	.66	.68	.75	.78	.74	.65	.67	.67	.76	.80	.74
1951	.83	.87	.85	.85	.83	.75	.75	.71	.72	.77	.86	.89	.77
1952	.87	.81	.82	.80	.75	.73	.70	.74	.76	.74	.77	.75	.72
1953	.72	.67	.71	.69	.68	.65	.67	.66	.64	.65	.67	.70	.69
1954	.70	.71	.71	.72	.72	.71	.63	.60	.66	.67	.69	.68	.66
1955	.68	.67	.66	.66	.65	.66	.55	.48	.51	.54	.54	.57	.54
1956	.55	.55	.55	.56	.56	.57	.61	.64	.63	.63	.66	.67	.63
1957	.68	.65	.64	.64	.64	.62	.59	.52	.53	.54	.54	.54	.54
1958	.53	.52	.53	.55	.54	.52	.52	.48	.50	.51	.52	.55	.52
1959	.54	.55	.54	.56	.57	.57	.58	.58	.58	.60	.62	.62	.60
1960	.62	.60	.61	.61	.62	.61	.58	.54	.54	.53	.52	.53	.54
1961	.54	.54	.54	.54	.57	.57	.62	.56	.61	.60	.61	.63	.60
1962	.63	.60	.61	.63	.64	.60	.60	.54	.56	.57	.60	.62	.59
1963	.62	.62	.62	.62	.62	.62	.60	.55	.58	.59	.59	.60	.58
1964	.60	.59	.59	.58	.58	.57	.56	.55	.58	.59	.58	.61	.59
1965	.62	.62	.62	.62	.63	.62	.60	.56	.57	.58	.59	.61	.59
1966	.61	.61	.61	.61	.61	.61	.63	.61	.62	.64	.64	.64	.62
1967	.65	.63	.65	.65	.65	.65	.65	.59	.60	.61	.61	.62	.61
1968	.63	.64	.65	.67	.66	.64	.58	.51	.53	.54	.58	.58	.56
1969	.59	.61	.59	.59	.59	.55	.54	.50	.52	.55	.57	.57	.56
1970	.58	.58	.56	.57	.58	.58	.56	.55	.60	.60	.63	.63	.59
1971	.64	.65	.62	.59	.61	.62	.58	.52	.55	.56	.58	.60	.56
1972	.60	.61	.61	.60	.61	.62	.60	.59	.61	.64	.69	.78	.70
1973	.76	.73	.72	.72	.75	.79	.75	1.10	1.00	1.04	1.03	1.11	1.13
1974	1.24	1.40	1.32	1.09	1.17	1.24	1.34	1.52	1.52	1.65	1.67	1.64	1.49
1975	1.52	1.52	1.36	1.45	1.51	1.44	1.41	1.47	1.45	1.39	1.40	1.42	1.47
1976	1.43	1.44	1.45	1.42	1.46	1.67	1.68	1.48	1.50	1.43	1.43	1.49	1.55
1977	1.58	1.59	1.63	1.67	1.50	1.24	.95	.83	.89	1.00	1.11	1.13	1.01
1978	1.12	1.09	1.10	1.15	1.22	1.13	1.02	1.02	1.04	1.06	1.11	1.14	1.12
MISSISSIPPI													
1949	.99	.87	.98	.98	.91	.87	.83	.86	.87	.94	1.00	.90	.86
1950	.90	.90	.90	1.01	1.03	.97	.98	.99	1.05	1.06	1.15	1.15	1.00
1951	1.05	1.13	1.05	1.10	1.04	1.04	.95	1.01	1.04	1.14	1.19	1.18	1.03
1952	1.18	1.19	1.17	1.17	1.19	1.00	.97	1.05	1.20	1.25	1.21	1.13	1.02
1953	1.20	1.10	1.05	1.04	.98	.80	.77	.89	.94	.98	.99	.95	.93
1954	.95	.94	.94	.94	.93	.71	.76	.78	.83	.85	.93	.95	.87
1955	.95	.95	.95	.85	.83	.73	.70	.71	.74	.74	.78	.78	.76
1956	.77	.77	.77	.76	.76	.68	.70	.73	.80	.83	.85	.85	.72
1957	.86	.84	.82	.78	.76	.61	.68	.72	.74	.76	.74	.76	.69
1958	.76	.76	.80	.76	.74	.71	.75	.76	.85	.82	.81	.76	.75
1959	.79	.80	.81	.81	.79	.72	.72	.72	.73	.73	.75	.76	.73
1960	.78	.80	.80	.80	.79	.74	.74	.74	.74	.74	.71	.73	.74
1961	.73	.73	.73	.70	.65	.62	.67	.67	.69	.70	.71	.71	.65
1962	.75	.77	.77	.77	.77	.67	.68	.69	.71	.71	.71	.75	.69
1963	.78	.78	.83	.80	.80	.80	.84	.80	.81	.82	.82	.82	.81
1964	.82	.82	.82	.80	.78	.66	.69	.70	.72	.72	.73	.73	.71
1965	.73	.76	.77	.77	.77	.64	.67	.69	.76	.75	.72	.80	.68
1966	.82	.81	.85	.84	.85	.76	.76	.80	.85	.80	.80	.80	.77
1967	.82	.80	.81	.81	.81	.72	.73	.73	.72	.73	.74	.76	.73
1968	.77	.82	.82	.82	.76	.73	.72	.70	.71	.71	.73	.75	.73
1969	.75	.77	.75	.74	.75	.68	.68	.70	.69	.71	.71	.71	.69
1970	.71	.70	.72	.73	.73	.68	.65	.65	.75	.75	.80	.82	.69
1971	.82	.82	.79	.79	.78	.73	.74	.74	.75	.77	.79	.79	.74
1972	.80	.80	.82	.84	.81	.75	.77	.83	.86	.86	.87	.97	.77
1973	.93	.91	.91	.91	1.00	1.08	1.03	1.35	1.34	1.31	1.38	1.47	1.13
1974	1.50	1.65	1.55	1.45	1.35	1.30	1.47	1.69	1.64	1.82	1.80	1.80	1.39
1975	1.73	1.65	1.62	1.58	1.62	1.52	1.59	1.67	1.72	1.62	1.55	1.58	1.55
1976	1.58	1.62	1.70	1.62									1.66
1977													1.35
1978													

OATS: PRICES RECEIVED BY FARMERS, MONTHLY AND SEASON AVERAGE,
BY STATE AND UNITED STATES, 1949-78

YEAR	JAN	FEB	MAR	APR	MAY	JUN	JUL	AUG	SEP	OCT	NOV	DEC	SEASON AVERAGE
DOLLARS PER BUSHEL													
MISSOURI													
1949	.79	.76	.76	.75	.72	.65	.58	.57	.61	.62	.66	.70	.67
1950	.72	.74	.77	.77	.80	.80	.72	.72	.73	.75	.78	.83	.79
1951	.90	.93	.94	.94	.92	.88	.82	.80	.83	.86	.94	.98	.87
1952	1.00	.99	.99	.98	.93	.87	.82	.86	.88	.88	.89	.91	.85
1953	.90	.87	.87	.85	.84	.78	.72	.75	.77	.79	.79	.80	.77
1954	.82	.84	.86	.83	.81	.74	.65	.71	.74	.76	.78	.80	.72
1955	.81	.81	.80	.78	.74	.71	.56	.55	.57	.59	.59	.62	.60
1956	.63	.64	.63	.65	.65	.64	.60	.68	.69	.69	.74	.77	.68
1957	.79	.78	.77	.76	.74	.70	.62	.64	.66	.66	.67	.68	.65
1958	.66	.65	.68	.67	.66	.62	.58	.59	.61	.62	.63	.65	.62
1959	.66	.67	.66	.67	.67	.63	.64	.65	.66	.67	.68	.70	.67
1960	.73	.73	.73	.73	.71	.69	.64	.65	.65	.66	.65	.65	.65
1961	.66	.67	.67	.65	.64	.64	.64	.66	.68	.67	.69	.70	.67
1962	.71	.72	.72	.72	.71	.69	.68	.68	.68	.69	.70	.72	.70
1963	.73	.75	.75	.75	.74	.72	.69	.72	.71	.72	.73	.74	.72
1964	.74	.73	.73	.74	.74	.71	.64	.65	.66	.69	.71	.71	.68
1965	.73	.73	.74	.75	.76	.74	.70	.71	.71	.70	.71	.73	.72
1966	.74	.73	.73	.74	.76	.75	.73	.73	.74	.74	.75	.77	.75
1967	.80	.78	.78	.78	.78	.77	.73	.72	.74	.75	.75	.75	.75
1968	.77	.80	.79	.80	.77	.76	.69	.67	.68	.67	.70	.72	.70
1969	.72	.72	.73	.73	.76	.73	.69	.66	.66	.68	.69	.70	.70
1970	.71	.73	.71	.73	.75	.73	.70	.73	.77	.77	.77	.80	.76
1971	.81	.83	.82	.82	.82	.81	.73	.71	.71	.71	.73	.75	.74
1972	.76	.75	.75	.75	.75	.75	.75	.75	.78	.80	.83	.97	.85
1973	1.02	.98	.96	.94	.98	1.04	.98	1.22	1.31	1.37	1.36	1.46	1.29
1974	1.51	1.66	1.69	1.57	1.55	1.49	1.41	1.66	1.69	1.79	1.90	1.94	1.66
1975	1.92	1.76	1.74	1.74	1.75	1.69	1.56	1.61	1.60	1.55	1.56	1.61	1.61
1976	1.65	1.64	1.66	1.67	1.67								1.65
1977													1.14
1978													1.29
MONTANA													
1949	.67	.65	.67	.68	.63	.60	.61	.60	.62	.63	.63	.63	.63
1950	.64	.64	.64	.66	.68	.68	.67	.61	.62	.61	.64	.66	.65
1951	.67	.71	.71	.71	.70	.67	.70	.67	.67	.69	.74	.83	.77
1952	.88	.93	.93	.88	.82	.83	.77	.82	.87	.86	.86	.85	.83
1953	.86	.83	.79	.80	.79	.71	.69	.64	.65	.65	.67	.68	.67
1954	.69	.70	.71	.70	.70	.69	.64	.61	.62	.63	.66	.66	.65
1955	.65	.67	.67	.67	.68	.65	.58	.53	.53	.52	.53	.54	.53
1956	.52	.54	.54	.53	.57	.54	.57	.56	.56	.56	.57	.58	.57
1957	.58	.58	.58	.59	.60	.56	.54	.48	.48	.51	.52	.51	.51
1958	.51	.52	.52	.52	.53	.52	.52	.49	.50	.51	.52	.54	.54
1959	.55	.57	.57	.57	.58	.57	.55	.50	.55	.58	.59	.60	.58
1960	.61	.62	.61	.62	.59	.59	.58	.55	.55	.57	.59	.59	.57
1961	.57	.56	.57	.57	.57	.59	.62	.60	.63	.61	.64	.66	.66
1962	.69	.68	.70	.71	.70	.68	.66	.60	.59	.60	.61	.60	.57
1963	.57	.56	.55	.55	.55	.53	.51	.47	.49	.51	.53	.55	.53
1964	.55	.53	.53	.54	.57	.54	.54	.48	.52	.53	.54	.56	.55
1965	.57	.58	.57	.58	.59	.57	.58	.55	.53	.54	.55	.55	.55
1966	.55	.56	.57	.56	.56	.55	.56	.54	.56	.56	.58	.59	.58
1967	.61	.60	.60	.60	.61	.61	.60	.59	.60	.61	.63	.65	.64
1968	.67	.67	.67	.67	.67	.67	.64	.56	.57	.59	.59	.62	.61
1969	.62	.64	.63	.63	.63	.61	.61	.50	.50	.53	.53	.51	.53
1970	.51	.50	.48	.50	.49	.49	.48	.46	.49	.48	.50	.50	.53
1971	.52	.52	.52	.52	.55	.56	.54	.52	.53	.52	.54	.56	.58
1972	.59	.62	.61	.61	.62	.62	.62	.62	.63	.64	.68	.75	.71
1973	.77	.75	.75	.75	.77	.82	.82	1.10	1.13	1.17	1.16	1.20	1.17
1974	1.32	1.48	1.43	1.42	1.29	1.35	1.34	1.53	1.66	1.72	1.76	1.79	1.61
1975	1.72	1.62	1.51	1.58	1.60	1.55	1.54	1.59	1.51	1.47	1.37	1.35	1.45
1976	1.37	1.41	1.42	1.44	1.47	1.49	1.53	1.39	1.44	1.36	1.32	1.35	1.44
1977	1.46	1.58	1.48	1.49	1.57	1.31	1.35	1.18	1.11	1.04	1.20	1.23	1.28
1978	1.33	1.30	1.29	1.54	1.34	1.34	1.23	1.09	1.10	1.21	1.20	1.13	1.23

OATS: PRICES RECEIVED BY FARMERS, MONTHLY AND SEASON AVERAGE,
BY STATE AND UNITED STATES, 1949-78

YEAR	JAN	FEB	MAR	APR	MAY	JUN	JUL	AUG	SEP	OCT	NOV	DEC	SEASON AVERAGE
DOLLARS PER BUSHEL													
NEBRASKA													
1949	.72	.69	.66	.67	.61	.55	.55	.57	.59	.61	.64	.68	.64
1950	.71	.71	.72	.73	.75	.78	.73	.68	.70	.72	.79	.83	.78
1951	.87	.90	.90	.90	.89	.85	.79	.74	.78	.83	.93	.99	.84
1952	.98	.93	.93	.91	.84	.78	.74	.79	.83	.82	.83	.83	.77
1953	.81	.76	.77	.74	.72	.68	.66	.69	.69	.71	.71	.74	.71
1954	.76	.78	.77	.77	.77	.74	.64	.67	.70	.71	.73	.74	.70
1955	.75	.74	.71	.70	.71	.74	.61	.58	.62	.64	.65	.66	.64
1956	.67	.65	.64	.65	.66	.65	.69	.75	.76	.76	.77	.81	.76
1957	.81	.81	.80	.80	.77	.73	.62	.58	.60	.60	.61	.61	.60
1958	.61	.59	.60	.60	.60	.57	.53	.52	.52	.54	.54	.57	.56
1959	.58	.59	.59	.60	.61	.60	.59	.61	.62	.63	.64	.66	.63
1960	.67	.66	.66	.67	.67	.63	.59	.56	.57	.58	.58	.59	.58
1961	.59	.58	.58	.57	.58	.59	.61	.60	.62	.62	.62	.64	.63
1962	.66	.65	.65	.66	.67	.67	.64	.61	.61	.63	.63	.66	.64
1963	.66	.66	.66	.66	.66	.66	.63	.63	.64	.64	.65	.66	.65
1964	.68	.67	.68	.67	.67	.66	.64	.63	.65	.66	.67	.70	.67
1965	.71	.71	.71	.71	.72	.71	.65	.63	.64	.64	.64	.66	.65
1966	.66	.67	.66	.66	.66	.66	.66	.66	.66	.67	.68	.70	.68
1967	.71	.71	.70	.71	.71	.71	.69	.64	.65	.65	.66	.68	.68
1968	.69	.70	.70	.71	.71	.71	.66	.64	.64	.65	.66	.68	.67
1969	.69	.71	.71	.71	.70	.69	.64	.59	.59	.61	.62	.62	.62
1970	.64	.64	.64	.63	.63	.63	.59	.59	.64	.66	.67	.68	.65
1971	.70	.71	.71	.69	.69	.69	.65	.61	.62	.63	.64	.66	.66
1972	.67	.68	.68	.69	.69	.69	.67	.66	.69	.71	.74	.83	.77
1973	.86	.85	.84	.84	.84	.86	.83	1.05	1.08	1.12	1.15	1.21	1.15
1974	1.29	1.37	1.39	1.30	1.31	1.30	1.30	1.52	1.56	1.61	1.64	1.70	1.52
1975	1.67	1.62	1.55	1.55	1.57	1.55	1.43	1.42	1.41	1.40	1.39	1.42	1.44
1976	1.45	1.46	1.46	1.46	1.46	1.54	1.57	1.45	1.44	1.38	1.34	1.41	1.50
1977	1.46	1.54	1.51	1.53	1.42	1.23	.95	.92	.81	.88	.98	.95	.99
1978	1.04	1.07	1.11	1.15	1.17	1.18	1.06	1.10	1.09	1.17	1.18	1.24	1.22
NEVADA													
1949	1.10	1.05	.95	.95	1.00	1.00	1.00	.85	.90	.90	.90	.90	.89
1950	.90	.89	.90	.95	.95	.90	.95	.92	.95	.96	.95	.98	.97
1951	.98	1.05	1.00	1.10	1.15	1.15	1.10	1.05	1.05	1.05	1.10	1.12	1.09
1952	1.20	1.25	1.25	1.30	1.30	1.25	1.25	1.20	1.10	1.10	1.10	1.10	1.12
1953	1.10	1.10	1.05	1.05	1.05	1.05	1.05	.93	.93	.90	.93	.94	.93
1954	.91	.91	.91	.91	.93	.93	.92	.89	.95	.95	.92	.92	.93
1955	.92	.90	.93	.96	.96	.96	.96	.85	.85	.85	.85	.85	.86
1956	.86	.86	.86	.90	.91	.90	.90	.92	.85	.85	.85	.85	.88
1957	.90	.90	.90	.90	.85	.80	.78	.75	.80	.80	.80	.85	.80
1958	.85	.85	.88	.89	.85	.85	.90	.90	.90	.80	.85	.85	.87
1959	.85	.85	.85	.85	.85	.85	.85	.85	.85	.85	.85	.85	.85
1960	.85	.85	.85	.85	.85	.85	.84	.84	.83	.83	.85	.85	.85
1961	.90	.90	.90	.90	.85	.80	.75	.75	.80	.80	.75	.75	.79
1962	.80	.80	.82	.86	.86	.81	.81	.81	.81	.80	.81	.83	.82
1963	.83	.83	.80	.85	.90	.90	.85	.80	.82	.85	.85	.86	.83
1964	.87	.87	.87	.85	.85	.85	.85	.87	.87	.87	.87	.87	.87
1965	.89	.90	.88	.90	.88	.86	.86	.86	.86	.86	.86	.86	.86
1966	.86	.83	.83	.83	.82	.82	.82	.82	.82	.85	.84	.85	.84
1967	.85	.90	.90	.90	.90	.90	.85	.85	.85	.85	.80	.80	.84
1968	.80	.85	.85	.85	.85	.85	.85	.85	.85	.85	.85	.85	.85
1969	.85	.85	.85	.85	.85	.85	.83	.83	.83	.83	.83	.83	.83
1970	.83	.83	.83	.83	.83	.83	.83	.83	.83	.83	.83	.83	.83
1971													.88
1972													1.00
1973													1.65
1974													1.95
1975													1.95
1976													1.85
1977													1.30
1978													

OATS: PRICES RECEIVED BY FARMERS, MONTHLY AND SEASON AVERAGE,
BY STATE AND UNITED STATES, 1949-78

YEAR	JAN	FEB	MAR	APR	MAY	JUN	JUL	AUG	SEP	OCT	NOV	DEC	SEASON AVERAGE
DOLLARS PER BUSHEL													
NEW HAMPSHIRE													
1949	1.70	.95	.95	1.65	1.05	1.05	1.00	1.00	.95	1.00	1.00	1.00	1.02
1950	.95	.95	1.00	1.05	1.10	1.10	1.10	1.05	1.00	1.00	1.05	1.10	1.10
1951	1.15	1.20	1.15	1.15	1.10	1.00	1.00	1.00	1.00	1.00	1.10	1.15	1.08
1952	1.15	1.10	1.10	1.10	1.05	1.00	1.00	1.05	1.05	1.05	1.05	1.10	1.02
1953	1.05	1.00	1.00	1.00	.95	.90	.90	.90	.90	.90	.90	.90	.93
1954	.90	.95	.95	.95	.95	1.00	.95	1.00	1.00	1.00	1.05	1.05	1.01
1955	1.05	1.00	1.00	1.00	1.00	1.00	.90	.80	.80	.80	.85	.90	.89
1956	.90	.90	.90	.95	.95	.95	1.00	1.00	.95	.95	.95	.95	.99
1957	1.00	1.00	1.00	1.00	1.00	1.00	1.00	.95	.95	.95	.95	.95	.95
1958													.90
1959													.95
1960													
1961													
1962													
1963													
1964													
1965													
1966													
1967													
1968													
1969													
1970													
1971													
1972													
1973													
1974													
1975													
1976													
1977													
1978													
NEW JERSEY													
1949	.88	.81	.84	.85	.80	.80	.71	.72	.74	.77	.76	.81	.77
1950	.83	.83	.84	.85	.90	.86	.85	.80	.84	.81	.84	.93	.90
1951	.98	1.01	1.02	1.04	1.04	1.02	1.00	.85	.85	.91	.95	.99	.93
1952	.99	.98	.98	1.00	1.00	.95	.93	.90	.90	.92	.92	.92	.90
1953	.93	.87	.90	.90	.88	.84	.82	.80	.80	.80	.82	.86	.83
1954	.86	.87	.88	.86	.88	.88	.85	.82	.85	.85	.85	.86	.86
1955	.90	.90	.90	.91	.91	.89	.81	.74	.71	.72	.75	.75	.76
1956	.76	.76	.77	.79	.80	.78	.75	.74	.76	.81	.81	.78	.79
1957	.82	.86	.85	.82	.83	.81	.80	.80	.80	.80	.80	.80	.80
1958	.81	.81	.81	.81	.79	.79	.77	.75	.75	.74	.75	.75	.76
1959	.80	.75	.75	.75	.75	.75	.75	.75	.75	.75	.80	.77	.76
1960	.77	.77	.77	.77	.77	.77	.77	.72	.72	.72	.72	.74	.74
1961	.77	.77	.76	.75	.77	.76	.75	.70	.70	.70	.70	.70	.72
1962	.75	.72	.74	.72	.75	.70	.75	.75	.77	.77	.77	.80	.77
1963	.80	.80	.80	.75	.75	.75	.70	.70	.70	.70	.70	.74	.72
1964	.76	.73	.74	.75	.74	.74	.70	.70	.70	.70	.70	.70	.71
1965	.72	.70	.70	.75	.77	.77	.77	.75	.75	.75	.76	.77	.76
1966	.77	.77	.78	.77	.77	.77	.80	.80	.80	.82	.82	.83	.82
1967	.84	.85	.85	.87	.87	.85	.85	.85	.85	.85	.85	.87	.86
1968	.87	.89	.90	.88	.87	.84	.78	.75	.75	.76	.76	.77	.77
1969	.81	.82	.80	.80	.80	.80	.80	.75	.78	.75	.71	.72	.77
1970	.80	.77	.78	.78	.79	.79							.87
1971													.85
1972													.92
1973													1.38
1974													1.60
1975													1.55
1976													1.65
1977													1.35
1978													1.45

OATS: PRICES RECEIVED BY FARMERS, MONTHLY AND SEASON AVERAGE,
BY STATE AND UNITED STATES, 1949-78

YEAR	JAN	FEB	MAR	APR	MAY	JUN	JUL	AUG	SEP	OCT	NOV	DEC	SEASON AVERAGE
DOLLARS PER BUSHEL													
NEW MEXICO													
1949	.96	.92	.90	.90	.90	1.00	.90	.85	.85	.80	.85	.85	.85
1950	.85	.80	.80	.85	.85	.85	.83	.83	.89	.95	1.00	1.00	.91
1951	1.00	1.05	1.00	1.00	1.00	.97	.96	1.00	1.05	1.08	1.10	1.20	1.07
1952	1.20	1.20	1.20	1.20	1.15	1.05	1.00	1.05	1.05	1.05	1.05	1.05	1.04
1953	1.05	1.00	1.00	1.00	1.00	.90	.85	.80	.80	.85	.90	.90	.85
1954	.90	.90	.90	.90	.90	.90	.85	.85	.85	.90	.90	.90	.89
1955	.90	.95	.95	.95	.95	.93	.84	.84	.80	.80	.80	.80	.83
1956	.80	.80	.80	.80	.85	.80	.85	.85	.85	.90	.95	1.00	.91
1957	.95	.95	.95	.90	.90	.80	.80	.80	.80	.80	.80	.75	.79
1958	.77	.77	.80	.80	.77	.70	.70	.65	.65	.70	.75	.75	.70
1959	.75	.75	.75	.75	.75	.70	.72	.72	.75	.80	.82	.82	.77
1960	.82	.80	.82	.82	.80	.80	.78	.75	.75	.75	.78	.78	.77
1961	.80	.80	.78	.75	.75	.75	.80	.80	.81	.85	.84	.86	.82
1962	.86	.85	.85	.85	.85	.83	.85	.83	.83	.84	.86	.88	.84
1963	.86	.85	.85	.86	.86	.86	.85	.84	.84	.88	.88	.89	.87
1964	.90	.91	.89	.90	.85	.85	.85	.89	.90	.91	.90	.92	.90
1965	.94	.94	.94	.95	.95	.93	.91	.91	.91	.91	.91	.91	.91
1966	.92	.92	.92	.91	.92	.85	.82	.85	.85	.85	.85	.87	.88
1967	.92	.92	.93	.91	.91	.90							
1968													
1969													
1970													
1971													
1972													
1973													
1974													
1975													
1976													
1977													
1978													
NEW YORK													
1949	.86	.80	.82	.83	.81	.77	.78	.72	.75	.72	.73	.76	.76
1950	.78	.80	.80	.88	.88	.91	.91	.83	.76	.79	.82	.86	.87
1951	.93	.97	.99	.97	.98	.93	.88	.80	.79	.81	.87	.96	.87
1952	.96	.94	.94	.95	.94	.87	.87	.85	.88	.88	.90	.90	.87
1953	.90	.86	.86	.85	.84	.83	.81	.80	.78	.78	.79	.82	.81
1954	.86	.86	.87	.87	.86	.87	.86	.82	.80	.82	.85	.86	.83
1955	.88	.86	.86	.85	.85	.85	.82	.68	.67	.68	.68	.70	.71
1956	.72	.73	.72	.74	.75	.75	.76	.77	.77	.78	.80	.82	.80
1957	.83	.85	.85	.84	.83	.82	.80	.69	.70	.70	.70	.73	.72
1958	.74	.72	.74	.76	.77	.78	.76	.66	.65	.66	.68	.70	.69
1959	.70	.71	.72	.73	.75	.76	.74	.69	.68	.70	.73	.77	.74
1960	.81	.82	.81	.83	.83	.84	.82	.71	.72	.72	.72	.72	.73
1961	.75	.78	.77	.74	.76	.75	.77	.74	.71	.72	.72	.75	.74
1962	.76	.77	.77	.78	.77	.76	.76	.71	.73	.74	.74	.75	.76
1963	.79	.82	.82	.82	.81	.81	.79	.69	.70	.72	.75	.77	.73
1964	.80	.79	.75	.75	.75	.75	.75	.66	.70	.71	.76	.77	.73
1965	.79	.78	.79	.81	.80	.80	.81	.73	.73	.73	.74	.78	.75
1966	.78	.78	.80	.80	.80	.80	.81	.74	.76	.76	.79	.82	.78
1967	.85	.84	.85	.84	.83	.82	.82	.75	.75	.75	.77	.81	.79
1968	.81	.83	.84	.84	.83	.82	.72	.62	.66	.67	.73	.75	.70
1969	.78	.79	.74	.75	.76	.73	.74	.68	.71	.72	.72	.75	.74
1970	.78	.76	.77	.78	.81	.81	.76	.74	.80	.80	.85	.85	.82
1971	.88	.88	.89	.86	.86	.87	.85	.74	.73	.74	.79	.81	.80
1972	.84	.85	.85	.85	.85	.88	.88	.82	.86	.89	.95	1.06	.98
1973	1.18	1.12	1.12	1.12	1.17	1.22	1.16	1.29	1.28	1.33	1.39	1.52	1.48
1974	1.61	1.79	1.79	1.62	1.58	1.61	1.62	1.66	1.64	1.71	1.74	1.82	1.68
1975	1.77	1.68	1.60	1.65	1.66	1.65	1.60	1.35	1.31	1.31	1.42	1.42	1.44
1976	1.44	1.46	1.50	1.50	1.51	1.59	1.71	1.51	1.48	1.51	1.49	1.59	1.68
1977	1.76	1.94	1.97	1.83	1.80	1.77	1.31	1.23	1.23	1.32	1.59	1.55	1.54
1978	1.64	1.82	1.78	1.71	1.66	1.47	1.36	1.11	1.36	1.13	1.34	1.50	1.34

OATS: PRICES RECEIVED BY FARMERS, MONTHLY AND SEASON AVERAGE,
BY STATE AND UNITED STATES, 1949-78

YEAR	JAN	FEB	MAR	APR	MAY	JUN	JUL	AUG	SEP	OCT	NOV	DEC	SEASON AVERAGE
DOLLARS PER BUSHEL													
NORTH CAROLINA													
1949	1.04	.99	1.06	1.02	.95	.75	.72	.75	.81	.89	.90	.91	.80
1950	.90	.89	.92	.97	.97	.87	.84	.85	.92	.97	.96	.97	.90
1951	1.04	1.05	1.06	1.03	1.04	.85	.83	.85	.89	.95	.99	1.05	.89
1952	1.04	1.06	1.04	1.04	1.01	.86	.85	.92	1.00	1.07	1.09	1.08	.93
1953	1.04	1.07	1.02	1.05	1.01	.77	.79	.81	.90	.96	.96	.92	.83
1954	.95	1.00	.99	.95	.89	.73	.72	.79	.88	.90	.93	.93	.81
1955	.96	.95	.95	.93	.90	.73	.74	.78	.77	.79	.80	.79	.76
1956	.80	.82	.81	.82	.80	.67	.65	.68	.74	.76	.75	.76	.70
1957	.77	.79	.80	.77	.77	.65	.65	.69	.75	.78	.79	.80	.69
1958	.81	.85	.89	.89	.89	.79	.76	.83	.87	.89	.88	.88	.81
1959	.87	.85	.85	.83	.83	.64	.66	.69	.73	.75	.75	.75	.68
1960	.78	.79	.81	.81	.83	.78	.80	.76	.79	.82	.82	.82	.79
1961	.81	.83	.83	.81	.80	.65	.65	.66	.71	.75	.77	.78	.68
1962	.80	.79	.80	.82	.79	.71	.72	.72	.74	.77	.76	.80	.74
1963	.81	.83	.83	.84	.82	.76	.77	.79	.81	.81	.81	.81	.78
1964	.83	.81	.83	.82	.79	.67	.69	.71	.75	.76	.76	.77	.71
1965	.80	.79	.81	.80	.79	.71	.70	.74	.74	.76	.77	.78	.73
1966	.79	.81	.81	.81	.80	.74	.73	.76	.80	.79	.79	.80	.76
1967	.83	.82	.83	.81	.82	.76	.70	.71	.75	.74	.75	.77	.75
1968	.78	.81	.80	.82	.80	.70	.67	.68	.69	.72	.74	.74	.71
1969	.76	.76	.77	.76	.76	.69	.67	.67	.71	.71	.74	.75	.70
1970	.74	.75	.76	.76	.77	.68	.69	.71	.77	.79	.82	.84	.73
1971	.88	.87	.92	.89	.85	.70	.71	.72	.71	.74	.74	.77	.72
1972	.77	.78	.79	.80	.79	.68	.68	.74	.76	.82	.83	.90	.75
1973	.94	1.00	1.00	1.01	1.01	1.00	1.01	1.08	1.14	1.21	1.30	1.30	1.10
1974	1.33	1.45	1.50	1.40	1.40	1.27	1.33	1.56	1.58	1.68	1.69	1.69	1.44
1975	1.74	1.63	1.53	1.59	1.55	1.40	1.34	1.44	1.47	1.46	1.42	1.45	1.43
1976	1.52	1.53	1.56	1.55	1.57	1.52	1.54	1.51	1.50	1.48	1.50	1.52	1.55
1977	1.66	1.62	1.78	1.81	1.35	1.31	1.33	1.43	1.36	1.38	1.38	1.44	1.39
1978	1.67	1.66	1.72	1.81	1.60	1.22	1.17	1.03	1.27	1.16	1.20	1.11	1.21
NORTH DAKOTA													
1949	.60	.55	.54	.54	.50	.46	.45	.44	.48	.49	.54	.58	.55
1950	.57	.56	.58	.61	.69	.70	.65	.57	.60	.57	.68	.71	.66
1951	.73	.80	.75	.73	.71	.64	.64	.62	.59	.65	.75	.76	.65
1952	.72	.65	.68	.65	.59	.61	.60	.64	.67	.65	.68	.65	.63
1953	.62	.56	.61	.60	.58	.55	.58	.57	.55	.57	.58	.60	.63
1954	.59	.59	.59	.63	.61	.61	.52	.50	.56	.58	.60	.58	.60
1955	.58	.57	.56	.55	.55	.57	.46	.38	.40	.42	.43	.46	.47
1956	.44	.44	.45	.44	.45	.46	.52	.53	.52	.52	.57	.57	.54
1957	.58	.54	.53	.52	.54	.52	.50	.45	.45	.46	.45	.45	.47
1958	.45	.44	.44	.46	.45	.44	.44	.40	.41	.41	.43	.44	.47
1959	.43	.45	.44	.45	.46	.47	.50	.49	.50	.52	.54	.54	.52
1960	.55	.53	.54	.53	.53	.52	.49	.44	.44	.43	.43	.43	.44
1961	.44	.44	.44	.44	.46	.46	.54	.52	.56	.55	.55	.58	.54
1962	.57	.54	.55	.56	.56	.52	.50	.46	.49	.49	.53	.54	.51
1963	.51	.51	.51	.51	.50	.51	.49	.45	.49	.49	.50	.50	.51
1964	.50	.49	.49	.50	.50	.48	.47	.46	.49	.50	.49	.51	.53
1965	.53	.52	.52	.52	.53	.52	.51	.48	.48	.48	.50	.51	.50
1966	.52	.52	.52	.51	.53	.52	.54	.53	.54	.55	.55	.56	.55
1967	.56	.54	.56	.55	.56	.55	.55	.52	.53	.54	.54	.55	.55
1968	.56	.57	.58	.58	.58	.57	.52	.44	.46	.47	.50	.50	.51
1969	.52	.53	.52	.50	.51	.48	.46	.42	.44	.46	.48	.48	.52
1970	.48	.49	.48	.49	.49	.49	.48	.47	.52	.51	.53	.52	.51
1971	.53	.54	.51	.49	.52	.51	.48	.42	.45	.45	.48	.49	.47
1972	.51	.52	.51	.51	.51	.52	.52	.51	.53	.55	.59	.70	.61
1973	.68	.64	.63	.63	.65	.69	.68	1.12	1.01	1.02	1.01	1.08	1.10
1974	1.19	1.33	1.26	1.03	1.11	1.16	1.24	1.43	1.44	1.57	1.64	1.60	1.41
1975	1.51	1.46	1.29	1.38	1.39	1.34	1.32	1.36	1.35	1.27	1.27	1.25	1.32
1976	1.26	1.29	1.28	1.26	1.29	1.50	1.48	1.29	1.33	1.30	1.28	1.31	1.37
1977	1.41	1.46	1.46	1.44	1.38	1.22	.91	.75	.90	.84	1.01	.99	.94
1978	1.06	1.08	1.04	1.08	1.14	1.05	.98	.92	.93	.95	.98	.98	

OATS: PRICES RECEIVED BY FARMERS, MONTHLY AND SEASON AVERAGE,
BY STATE AND UNITED STATES, 1949-78

YEAR	JAN	FEB	MAR	APR	MAY	JUN	JUL	AUG	SEP	OCT	NOV	DEC	SEASON AVERAGE
DOLLARS PER BUSHEL													
OHIO													
1949	.81	.70	.72	.75	.72	.67	.61	.59	.63	.63	.68	.72	.68
1950	.72	.72	.75	.78	.83	.85	.81	.75	.77	.79	.86	.92	.86
1951	.96	.98	.98	.97	.94	.87	.78	.79	.80	.84	.93	.98	.85
1952	.96	.91	.91	.90	.85	.80	.78	.81	.85	.85	.87	.87	.80
1953	.85	.79	.79	.78	.76	.73	.69	.72	.73	.74	.75	.78	.73
1954	.78	.78	.78	.77	.76	.76	.69	.70	.74	.76	.80	.79	.73
1955	.79	.77	.73	.74	.72	.71	.58	.53	.53	.57	.60	.62	.60
1956	.63	.62	.61	.62	.65	.66	.67	.69	.68	.71	.76	.78	.71
1957	.79	.76	.74	.74	.73	.70	.66	.65	.66	.66	.70	.72	.68
1958	.72	.72	.73	.74	.70	.69	.65	.60	.59	.59	.61	.64	.63
1959	.64	.64	.64	.65	.65	.64	.62	.62	.61	.65	.71	.72	.67
1960	.73	.73	.73	.73	.74	.70	.64	.60	.60	.60	.57	.59	.62
1961	.63	.63	.62	.59	.64	.63	.67	.62	.64	.64	.65	.69	.66
1962	.70	.67	.69	.70	.70	.67	.61	.60	.61	.62	.65	.70	.65
1963	.74	.72	.72	.71	.70	.68	.61	.60	.62	.64	.66	.68	.63
1964	.69	.67	.66	.64	.62	.61	.56	.60	.63	.65	.66	.69	.64
1965	.73	.73	.72	.73	.72	.71	.65	.68	.68	.67	.68	.72	.68
1966	.74	.75	.74	.73	.73	.72	.70	.70	.70	.70	.72	.74	.71
1967	.75	.73	.74	.74	.73	.72	.68	.70	.71	.72	.73	.77	.73
1968	.79	.81	.82	.81	.80	.76	.58	.51	.52	.54	.60	.63	.58
1969	.68	.66	.62	.62	.61	.60	.57	.57	.58	.58	.59	.61	.61
1970	.65	.65	.65	.66	.67	.67	.60	.68	.71	.70	.73	.79	.70
1971	.81	.82	.79	.76	.75	.77	.64	.62	.63	.64	.68	.72	.67
1972	.74	.74	.73	.71	.72	.71	.69	.72	.78	.80	.84	1.00	.82
1973	1.02	1.02	.99	.97	1.01	1.03	.93	1.23	1.18	1.24	1.25	1.41	1.31
1974	1.51	1.66	1.67	1.50	1.42	1.40	1.37	1.66	1.67	1.76	1.77	1.82	1.58
1975	1.73	1.70	1.58	1.60	1.57	1.54	1.46	1.42	1.41	1.35	1.36	1.46	1.47
1976	1.50	1.55	1.52	1.48	1.49	1.62	1.56	1.48	1.52	1.50	1.52	1.62	1.60
1977	1.78	1.85	1.81	1.79	1.80	1.56	1.35	1.26	1.23	1.25	1.43	1.55	1.40
1978	1.51	1.51	1.56	1.54	1.50	1.54	1.36	1.31	1.33	1.37	1.38	1.36	1.37
OKLAHOMA													
1949	.91	.86	.86	.86	.83	.78	.63	.65	.67	.73	.72	.75	.72
1950	.81	.84	.86	.86	.88	.82	.80	.80	.83	.83	.84	.90	.84
1951	.95	.97	.98	.98	.98	.92	.86	.88	.90	.94	.99	1.07	.92
1952	1.05	1.06	1.00	.98	.95	.85	.89	.97	.99	.98	.98	.97	.90
1953	.97	.94	.94	.90	.87	.74	.72	.77	.82	.83	.85	.87	.81
1954	.89	.91	.87	.86	.82	.64	.66	.73	.78	.82	.86	.87	.76
1955	.88	.86	.83	.83	.82	.69	.66	.67	.70	.68	.70	.71	.69
1956	.71	.71	.70	.71	.72	.62	.64	.72	.77	.80	.88	.91	.75
1957	.91	.91	.89	.84	.78	.63	.62	.64	.68	.68	.67	.68	.65
1958	.68	.67	.65	.64	.61	.48	.52	.56	.60	.60	.61	.62	.59
1959	.64	.64	.63	.65	.64	.55	.60	.64	.64	.67	.68	.69	.64
1960	.72	.72	.72	.70	.69	.62	.62	.65	.65	.65	.65	.66	.64
1961	.67	.66	.66	.62	.61	.59	.60	.62	.63	.65	.68	.68	.64
1962	.69	.69	.69	.70	.71	.69	.70	.72	.72	.72	.74	.75	.73
1963	.76	.79	.78	.79	.77	.75	.76	.77	.77	.78	.79	.80	.77
1964	.79	.80	.79	.78	.76	.66	.68	.71	.72	.73	.76	.77	.71
1965	.78	.76	.77	.76	.74	.68	.70	.71	.73	.72	.72	.72	.71
1966	.73	.75	.75	.74	.74	.71	.72	.74	.74	.74	.76	.78	.74
1967	.80	.79	.81	.80	.79	.76	.76	.76	.76	.77	.79	.80	.78
1968	.80	.81	.82	.81	.81	.75	.75	.72	.72	.73	.74	.78	.74
1969	.76	.76	.77	.75	.73	.66	.68	.66	.67	.69	.70	.71	.68
1970	.71	.71	.70	.71	.68	.62	.63	.67	.70	.72	.73	.75	.69
1971	.76	.77	.78	.79	.79	.77	.78	.78	.78	.78	.79	.80	.79
1972	.81	.82	.82	.82	.81	.77	.79	.81	.84	.84	.87	.99	.86
1973	1.01	.98	1.00	.99	1.00	.95	.97	1.23	1.24	1.30	1.31	1.37	1.16
1974	1.40	1.50	1.45	1.37	1.38	1.32	1.34	1.61	1.67	1.74	1.81	1.87	1.57
1975	1.88	1.79	1.71	1.74	1.73	1.65	1.61	1.65	1.71	1.64	1.64	1.66	1.66
1976	1.69	1.69	1.67	1.67	1.65	1.65	1.70	1.63	1.66	1.59	1.61	1.63	1.67
1977	1.74	1.85	1.70	1.64	1.73	1.32	1.27	1.12	1.28	1.37	1.25	1.39	1.35
1978	1.43	1.47	1.37	1.44	1.51	1.38	1.39	1.44	1.41	1.32	1.49	1.61	1.49

OATS: PRICES RECEIVED BY FARMERS, MONTHLY AND SEASON AVERAGE,
BY STATE AND UNITED STATES, 1949-78

YEAR	JAN	FEB	MAR	APR	MAY	JUN	JUL	AUG	SEP	OCT	NOV	DEC	SEASON AVERAGE
DOLLARS PER BUSHEL													
OREGON													
1949	1.00	.94	1.00	.96	.90	.89	.92	.78	.77	.79	.81	.81	.80
1950	.83	.83	.80	.78	.79	.80	.84	.81	.82	.85	.86	.87	.88
1951	.90	.95	.97	.98	.98	.98	.98	.96	.96	.98	1.06	1.07	1.04
1952	1.18	1.19	1.17	1.12	1.13	1.08	1.05	.94	.98	1.01	1.02	1.02	.98
1953	1.02	.98	.96	.92	.88	.88	.88	.84	.84	.84	.87	.88	.87
1954	.89	.90	.91	.90	.91	.96	.95	.84	.74	.75	.76	.76	.78
1955	.76	.76	.76	.75	.75	.74	.73	.67	.64	.67	.68	.71	.70
1956	.73	.76	.76	.80	.80	.79	.79	.73	.71	.72	.73	.74	.72
1957	.74	.74	.73	.71	.69	.65	.65	.63	.64	.64	.65	.67	.67
1958	.67	.67	.68	.68	.69	.70	.68	.66	.65	.67	.67	.69	.68
1959	.68	.70	.71	.72	.72	.71	.70	.67	.69	.72	.73	.75	.74
1960	.78	.79	.81	.82	.82	.82	.80	.72	.73	.74	.76	.76	.75
1961	.79	.78	.78	.76	.76	.72	.73	.70	.70	.72	.74	.73	.72
1962	.74	.74	.74	.75	.76	.77	.76	.70	.69	.67	.68	.68	.69
1963	.69	.71	.70	.69	.69	.69	.65	.64	.66	.68	.70	.72	.69
1964	.73	.73	.72	.73	.73	.75	.73	.68	.69	.70	.72	.72	.71
1965	.74	.73	.74	.75	.75	.75	.73	.69	.69	.70	.69	.70	.71
1966	.73	.73	.73	.72	.72	.72	.74	.72	.74	.74	.72	.74	.75
1967	.75	.78	.78	.78	.79	.77	.78	.78	.80	.81	.85	.87	.83
1968	.88	.87	.89	.91	.87	.85	.81	.76	.73	.75	.75	.76	.75
1969	.74	.75	.77	.77	.74	.69	.72	.65	.63	.66	.68	.67	.70
1970	.69	.70	.70	.68	.68	.68	.67	.67	.68	.69	.69	.72	.71
1971	.72	.74	.73	.75	.77	.76	.76	.73	.71	.70	.73	.73	.74
1972	.75	.76	.76	.78	.78	.79	.79	.79	.83	.83	.87	.93	.96
1973	1.03	1.09	1.11	1.10	1.08	1.10	1.10	1.30	1.41	1.51	1.50	1.53	1.48
1974	1.59	1.67	1.70	1.54	1.54	1.60	1.61	1.78	1.85	1.92	2.06	2.07	1.88
1975	1.96	1.95	1.69	1.80	1.85	1.80	1.70	1.80	1.81	1.75	1.57	1.56	1.69
1976	1.62	1.72	1.71	1.69	1.66	1.76	1.83	1.72	1.64	1.61	1.52	1.57	1.57
1977	1.58	1.56	1.45	1.46	1.37	1.41	1.36	1.21	1.11	1.07	1.11	1.11	1.17
1978	1.14	1.16	1.18	1.29	1.32	1.31	1.29	1.30	1.34	1.32	1.34	1.38	1.41
PENNSYLVANIA													
1949	.85	.78	.81	.80	.79	.76	.75	.70	.71	.71	.73	.75	.76
1950	.76	.77	.80	.83	.87	.89	.90	.82	.81	.82	.83	.88	.87
1951	.92	.96	.97	.96	.96	.93	.89	.82	.82	.83	.89	.94	.89
1952	.96	.97	.95	.95	.93	.92	.90	.89	.89	.91	.91	.92	.90
1953	.92	.90	.90	.90	.89	.86	.83	.78	.78	.78	.80	.83	.82
1954	.85	.87	.87	.87	.86	.86	.83	.78	.79	.79	.81	.83	.81
1955	.84	.84	.84	.84	.83	.82	.78	.65	.63	.65	.66	.68	.70
1956	.70	.71	.71	.72	.75	.77	.76	.75	.76	.77	.79	.81	.79
1957	.83	.83	.83	.83	.83	.81	.78	.72	.75	.75	.76	.77	.76
1958	.78	.79	.80	.82	.82	.81	.79	.71	.71	.71	.71	.73	.73
1959	.73	.73	.74	.75	.75	.74	.72	.67	.68	.69	.72	.74	.73
1960	.76	.78	.79	.81	.81	.81	.79	.70	.71	.73	.74	.74	.74
1961	.75	.77	.77	.76	.77	.77	.76	.74	.71	.71	.73	.74	.75
1962	.76	.77	.77	.78	.78	.77	.76	.74	.74	.75	.76	.78	.77
1963	.80	.81	.83	.82	.82	.81	.78	.71	.71	.74	.75	.77	.74
1964	.78	.78	.77	.76	.75	.74	.73	.69	.70	.72	.73	.75	.73
1965	.76	.78	.78	.79	.80	.80	.78	.74	.75	.76	.77	.79	.78
1966	.81	.82	.82	.82	.82	.82	.82	.79	.83	.84	.87	.87	.83
1967	.88	.88	.88	.87	.87	.86	.84	.77	.76	.78	.78	.79	.80
1968	.81	.82	.83	.84	.83	.83	.78	.65	.65	.67	.71	.73	.71
1969	.75	.76	.76	.77	.77	.77	.74	.67	.69	.71	.73	.76	.73
1970	.78	.79	.78	.79	.79	.80	.77	.72	.75	.76	.78	.81	.78
1971	.84	.85	.85	.85	.83	.84	.82	.73	.75	.76	.77	.81	.79
1972	.82	.84	.85	.84	.85	.86	.83	.78	.82	.86	.88	1.00	.90
1973	1.09	1.05	1.07	1.05	1.03	1.14	1.11	1.23	1.25	1.26	1.30	1.37	1.34
1974	1.51	1.63	1.65	1.58	1.59	1.56	1.58	1.61	1.67	1.71	1.76	1.80	1.65
1975	1.74	1.69	1.61	1.68	1.70	1.63	1.61	1.47	1.49	1.49	1.47	1.52	1.53
1976	1.55	1.57	1.57	1.59	1.58	1.62	1.65	1.48	1.51	1.54	1.54	1.59	1.64
1977	1.79	1.85	1.79	1.71	1.74	1.66	1.40	1.28	1.35	1.42	1.41	1.54	1.47
1978	1.65	1.54	1.60	1.61	1.65	1.64	1.43	1.32	1.36	1.41	1.47	1.43	1.42

OATS: PRICES RECEIVED BY FARMERS, MONTHLY AND SEASON AVERAGE,
BY STATE AND UNITED STATES, 1949-78

YEAR	JAN	FEB	MAR	APR	MAY	JUN	JUL	AUG	SEP	OCT	NOV	DEC	SEASON AVERAGE
DOLLARS PER BUSHEL													
RHODE ISLAND													
1949	1.00	.95	.95	.95	1.05	1.05	1.00	1.00	.95	1.00	1.00	1.00	1.02
1950	.95	.95	1.00	1.05	1.10	1.10	1.10	1.05	1.00	1.00	1.05	1.10	1.10
1951	1.15	1.20	1.15	1.15	1.10	1.00	1.00	1.00	1.00	1.00	1.10	1.15	1.08
1952	1.15	1.10	1.10	1.10	1.05	1.00	1.00	1.05	1.05	1.05	1.05	1.10	1.02
1953	1.05	1.00	1.00	1.00	.95	.90	.90	.90	.90	.90	.90	.90	.93
1954	.90	.95	.95	.95	.95	1.00	.95	1.00	1.00	1.00	1.05	1.05	
1955													
1956													
1957													
1958													
1959													
1960													
1961													
1962													
1963													
1964													
1965													
1966													
1967													
1968													
1969													
1970													
1971													
1972													
1973													
1974													
1975													
1976													
1977													
1978													
SOUTH CAROLINA													
1949	1.16	1.12	1.10	1.07	.97	.75	.79	.81	.88	.93	.98	.97	.85
1950	.98	.98	.97	.95	.94	.82	.84	.87	.93	.98	.98	1.00	.88
1951	1.01	1.03	1.02	.99	.97	.85	.85	.88	.93	1.02	1.04	1.08	.91
1952	1.10	1.09	1.08	1.04	1.01	.84	.86	.94	1.05	1.06	1.09	1.10	.93
1953	1.11	1.09	1.08	1.05	1.00	.80	.80	.85	.93	.98	.98	.98	.88
1954	.98	.98	.98	.96	.90	.75	.73	.83	.88	.93	.96	.98	.84
1955	.97	.96	.95	.94	.90	.74	.77	.79	.79	.80	.79	.78	.77
1956	.78	.81	.81	.80	.78	.64	.67	.70	.74	.75	.78	.80	.73
1957	.81	.81	.81	.81	.78	.65	.68	.70	.76	.78	.79	.81	.72
1958	.83	.84	.87	.88	.85	.78	.80	.82	.85	.90	.88	.86	.82
1959	.88	.86	.84	.83	.82	.65	.68	.71	.75	.75	.75	.76	.70
1960	.75	.76	.77	.80	.78	.76	.75	.78	.78	.79	.82	.82	.78
1961	.84	.87	.83	.81	.83	.72	.74	.75	.76	.80	.80	.79	.75
1962	.84	.83	.82	.82	.80	.73	.76	.76	.78	.80	.80	.80	.77
1963	.82	.84	.87	.84	.84	.76	.80	.81	.82	.88	.85	.84	.79
1964	.84	.84	.86	.82	.81	.73	.72	.71	.77	.77	.80	.80	.75
1965	.81	.82	.82	.82	.82	.74	.75	.77	.77	.80	.80	.82	.76
1966	.82	.84	.83	.83	.83	.75	.79	.80	.82	.84	.84	.86	.79
1967	.86	.87	.89	.89	.88	.82	.78	.81	.82	.82	.83	.85	.82
1968	.85	.87	.87	.87	.87	.73	.75	.75	.75	.75	.77	.80	.76
1969	.80	.82	.83	.84	.82	.74	.74	.76	.78	.78	.79	.84	.76
1970	.81	.79	.79	.80	.82								.77
1971													.79
1972													.80
1973													1.20
1974													1.46
1975													1.43
1976													1.60
1977													1.40
1978													1.20

OATS: PRICES RECEIVED BY FARMERS, MONTHLY AND SEASON AVERAGE,
BY STATE AND UNITED STATES, 1949-78

YEAR	JAN	FEB	MAR	APR	MAY	JUN	JUL	AUG	SEP	OCT	NOV	DEC	SEASON AVERAGE
DOLLARS PER BUSHEL													
SOUTH DAKOTA													
1949	.66	.60	.59	.59	.55	.49	.49	.49	.53	.53	.59	.62	.58
1950	.62	.62	.63	.66	.72	.74	.70	.61	.65	.64	.73	.77	.71
1951	.79	.86	.81	.80	.78	.71	.70	.67	.68	.75	.86	.88	.73
1952	.86	.78	.79	.76	.69	.69	.67	.73	.77	.74	.76	.76	.71
1953	.72	.65	.69	.66	.65	.62	.64	.65	.61	.64	.65	.68	.69
1954	.70	.68	.69	.70	.69	.66	.58	.57	.62	.64	.67	.66	.63
1955	.66	.64	.63	.62	.61	.65	.52	.47	.50	.52	.53	.56	.51
1956	.54	.54	.53	.52	.54	.53	.61	.64	.63	.63	.66	.68	.63
1957	.69	.65	.64	.64	.63	.58	.54	.49	.50	.51	.52	.52	.51
1958	.50	.49	.50	.51	.49	.49	.48	.44	.46	.47	.49	.52	.50
1959	.51	.52	.51	.52	.53	.53	.56	.57	.57	.59	.60	.62	.59
1960	.63	.61	.60	.61	.60	.58	.54	.51	.51	.51	.50	.51	.51
1961	.51	.51	.50	.50	.53	.54	.58	.54	.57	.57	.58	.60	.57
1962	.61	.58	.58	.60	.60	.57	.56	.50	.52	.54	.57	.59	.55
1963	.58	.58	.58	.58	.57	.58	.55	.53	.55	.56	.57	.58	.56
1964	.59	.58	.57	.58	.58	.57	.54	.54	.56	.58	.58	.61	.58
1965	.62	.62	.62	.62	.62	.60	.56	.54	.54	.55	.56	.58	.56
1966	.60	.60	.60	.59	.59	.59	.60	.60	.62	.62	.63	.64	.61
1967	.65	.64	.64	.63	.64	.64	.63	.58	.59	.59	.59	.60	.60
1968	.62	.63	.64	.64	.64	.63	.56	.51	.53	.54	.56	.58	.56
1969	.59	.61	.59	.59	.59	.55	.53	.50	.51	.53	.53	.53	.55
1970	.56	.56	.55	.57	.57	.56	.52	.53	.58	.57	.60	.60	.57
1971	.63	.62	.61	.60	.62	.62	.53	.51	.54	.55	.57	.59	.54
1972	.60	.60	.60	.59	.59	.60	.58	.57	.60	.62	.66	.75	.66
1973	.72	.70	.70	.70	.71	.73	.69	1.04	1.01	1.03	1.05	1.15	1.11
1974	1.26	1.36	1.32	1.16	1.22	1.22	1.29	1.49	1.55	1.64	1.68	1.67	1.48
1975	1.56	1.53	1.40	1.48	1.53	1.46	1.38	1.41	1.42	1.33	1.38	1.41	1.43
1976	1.43	1.44	1.42	1.42	1.47	1.69	1.69	1.50	1.53	1.46	1.44	1.50	1.55
1977	1.59	1.62	1.60	1.54	1.48	1.18	.87	.82	.76	.98	1.03	1.07	.98
1978	1.14	1.06	1.09	1.14	1.21	1.08	.94	.89	1.00	1.06	1.14	1.16	1.09
TENNESSEE													
1949	1.01	.97	1.05	.99	.97	.79	.67	.75	.83	.84	.87	.89	.79
1950	.87	.90	.97	1.03	1.01	.93	.86	.94	1.01	1.04	1.05	1.05	.96
1951	1.08	1.12	1.18	1.15	1.11	1.03	.93	1.00	1.10	1.17	1.15	1.16	1.04
1952	1.19	1.27	1.28	1.25	1.16	1.00	.96	1.14	1.25	1.27	1.21	1.13	1.05
1953	1.16	1.17	1.15	1.12	1.02	.75	.75	.84	.91	.95	.93	.93	.82
1954	.95	1.04	1.02	1.00	.93	.83	.76	.83	.91	1.02	1.00	.98	.85
1955	.96	1.00	1.01	.97	.90	.80	.76	.79	.84	.86	.85	.83	.80
1956	.83	.84	.84	.84	.81	.73	.70	.77	.85	.86	.86	.86	.80
1957	.88	.89	.88	.88	.86	.74	.75	.80	.88	.88	.86	.84	.80
1958	.84	.86	.88	.88	.80	.82	.82	.85	.88	.90	.90	.85	.84
1959	.85	.90	.90	.88	.85	.77	.75	.80	.87	.83	.83	.81	.79
1960	.80	.85	.82	.84	.87	.79	.76	.78	.83	.82	.80	.78	.79
1961	.81	.82	.82	.79	.80	.76	.74	.75	.78	.80	.80	.81	.77
1962	.81	.83	.81	.81	.81	.78	.75	.78	.84	.84	.84	.86	.79
1963	.86	.85	.86	.84	.84	.80	.82	.84	.85	.85	.85	.82	.82
1964	.84	.84	.85	.80	.80	.76	.78	.79	.81	.84	.81	.82	.79
1965	.82	.85	.83	.85	.83	.80	.79	.79	.85	.86	.83	.86	.81
1966	.87	.88	.92	.91	.88	.85	.82	.84	.92	.89	.91	.88	.85
1967	.91	.88	.88	.90	.87	.85	.84	.82	.84	.83	.83	.84	.84
1968	.85	.87	.88	.89	.89	.81	.81	.82	.85	.82	.83	.86	.82
1969	.87	.91	.85	.85	.85	.85	.85	.81	.81	.81	.83	.83	.84
1970	.83	.85	.87	.88	.86								.78
1971													.90
1972													.90
1973													1.20
1974													1.55
1975													1.70
1976													1.80
1977													1.70
1978													1.75

OATS: PRICES RECEIVED BY FARMERS, MONTHLY AND SEASON AVERAGE,
BY STATE AND UNITED STATES, 1949-78

YEAR	JAN	FEB	MAR	APR	MAY	JUN	JUL	AUG	SEP	OCT	NOV	DEC	SEASON AVERAGE
DOLLARS PER BUSHEL													
TEXAS													
1949	.97	.89	.89	.85	.78	.57	.63	.65	.70	.73	.76	.79	.65
1950	.80	.80	.79	.81	.82	.73	.73	.78	.81	.84	.89	.95	.77
1951	.99	1.03	1.04	1.04	1.03	.99	.97	.97	1.00	1.05	1.11	1.12	1.01
1952	1.11	1.09	1.08	1.03	.98	.70	.74	.79	.83	.85	.87	.90	.91
1953	1.01	.96	.93	.88	.83	.69	.71	.75	.79	.88	.88	.89	.77
1954	.88	.89	.86	.87	.82	.69	.71	.75	.79	.88	.89	.88	.76
1955	.88	.88	.85	.85	.82	.70	.70	.69	.71	.75	.76	.76	.72
1956	.77	.77	.76	.77	.74	.69	.72	.79	.84	.86	.91	.91	.76
1957	.90	.89	.88	.84	.79	.63	.67	.71	.74	.78	.78	.76	.67
1958	.75	.72	.70	.69	.67	.54	.58	.63	.65	.68	.68	.69	.62
1959	.70	.71	.69	.69	.69	.62	.66	.69	.73	.75	.77	.77	.67
1960	.79	.79	.77	.77	.76	.70	.71	.74	.75	.75	.76	.75	.71
1961	.76	.73	.73	.70	.68	.65	.68	.70	.72	.75	.75	.76	.69
1962	.77	.77	.77	.79	.78	.74	.76	.76	.79	.81	.81	.81	.76
1963	.83	.84	.84	.84	.81	.78	.82	.83	.89	.89	.89	.86	.81
1964	.87	.84	.82	.82	.76	.69	.72	.75	.78	.78	.78	.77	.73
1965	.80	.79	.76	.76	.75	.68	.66	.73	.76	.79	.78	.79	.71
1966	.80	.80	.78	.80	.77	.72	.75	.77	.78	.80	.82	.82	.75
1967	.84	.84	.84	.85	.82	.79	.81	.81	.83	.85	.85	.84	.82
1968	.86	.86	.86	.86	.81	.70	.71	.72	.76	.79	.78	.79	.74
1969	.80	.78	.77	.76	.73	.64	.65	.69	.73	.75	.75	.76	.68
1970	.76	.78	.75	.74	.73	.64	.66	.69	.75	.76	.80	.79	.70
1971	.79	.83	.84	.85	.85	.84	.85	.86	.88	.86	.87	.89	.85
1972	.91	.87	.87	.89	.83	.79	.83	.85	.90	.95	.94	1.01	.85
1973	1.05	1.08	1.05	1.00	1.02	.97	1.00	1.22	1.33	1.45	1.40	1.43	1.12
1974	1.49	1.57	1.58	1.48	1.44	1.33	1.43	1.65	1.82	1.89	1.86	1.88	1.48
1975	1.88	1.78	1.65	1.59	1.57	1.40	1.50	1.58	1.68	1.70	1.67	1.69	1.51
1976	1.66	1.73	1.74	1.67	1.66	1.63	1.66	1.63	1.72	1.67	1.60	1.62	1.64
1977	1.64	1.58	1.64	1.60	1.27	1.13	1.05	1.25	1.45	1.43	1.44	1.42	1.23
1978	1.41	1.50	1.50	1.45	1.30	1.20	1.23	1.33	1.42	1.56	1.66	1.62	1.30
UTAH													
1949	1.00	1.00	.95	.95	.97	.94	.95	.80	.72	.78	.80	.81	.81
1950	.86	.85	.86	.87	.86	.87	.91	.90	.92	.88	.84	.88	.89
1951	.88	.91	.91	.95	.95	1.00	.95	.95	.90	.97	1.01	1.17	1.04
1952	1.21	1.23	1.19	1.20	1.20	1.15	1.15	1.14	1.10	1.05	1.05	1.05	1.06
1953	1.02	.95	.95	.95	.95	.95	1.03	.85	.85	.88	.89	.92	.89
1954	.91	.90	.90	.90	.92	.91	.92	.90	.85	.85	.88	.90	.89
1955	.92	.92	.93	.96	.96	.95	.93	.78	.80	.80	.80	.80	.81
1956	.80	.80	.81	.83	.84	.81	.82	.80	.81	.78	.85	.86	.82
1957	.88	.88	.88	.88	.87	.85	.88	.80	.80	.78	.75	.78	.79
1958	.76	.74	.77	.78	.75	.71	.76	.75	.77	.76	.76	.77	.77
1959	.76	.78	.79	.81	.81	.81	.81	.78	.78	.78	.81	.85	.82
1960	.85	.84	.85	.85	.85	.83	.82	.82	.82	.84	.82	.83	.83
1961	.86	.85	.85	.83	.83	.84	.82	.77	.78	.75	.77	.75	.78
1962	.78	.80	.80	.83	.84	.84	.87	.81	.79	.79	.80	.82	.81
1963	.83	.82	.82	.82	.82	.83	.80	.80	.75	.75	.75	.77	.77
1964	.83	.83	.83	.83	.82	.75	.76	.76	.76	.77	.79	.81	.79
1965	.83	.82	.81	.83	.83	.85	.86	.81	.81	.80	.81	.80	.81
1966	.83	.81	.82	.82	.81	.77	.82	.82	.79	.79	.80	.82	.81
1967	.85	.84	.84	.83	.82	.86	.82	.80	.75	.77	.80	.82	.80
1968	.83	.84	.83	.83	.84	.80	.80	.73	.75	.77	.79	.79	.79
1969	.80	.81	.83	.83	.82	.82	.81	.77	.76	.75	.77	.79	.78
1970	.80	.77	.79	.77	.78	.82							.82
1971													
1972													
1973													1.05
1974													1.75
1975													1.85
1976													1.80
1977													1.75
1978													1.45
													1.55

OATS: PRICES RECEIVED BY FARMERS, MONTHLY AND SEASON AVERAGE,
BY STATE AND UNITED STATES, 1949-78

YEAR	JAN	FEB	MAR	APR	MAY	JUN	JUL	AUG	SEP	OCT	NOV	DEC	SEASON AVERAGE
DOLLARS PER BUSHEL													
VERMONT													
1949	1.00	.95	.95	.95	1.05	1.05	1.00	1.00	.95	1.00	1.00	1.00	1.02
1950	.95	.95	1.00	1.05	1.10	1.10	1.10	1.05	1.00	1.00	1.05	1.10	1.10
1951	1.15	1.20	1.15	1.10	1.00	1.00	1.00	1.00	1.00	1.00	1.10	1.15	1.08
1952	1.15	1.10	1.10	1.10	1.05	1.00	1.00	1.05	1.05	1.05	1.05	1.10	1.02
1953	1.05	1.00	1.00	1.00	.95	.90	.90	.90	.90	.90	.90	.90	.93
1954	.90	.95	.95	.95	.95	1.00	.95	1.00	1.00	1.00	1.05	1.05	1.01
1955	1.05	1.00	1.00	1.00	1.00	1.00	.90	.80	.80	.80	.85	.90	.89
1956	.90	.90	.90	.95	.95	.95	1.00	1.00	.95	.95	1.00	1.00	.99
1957	1.00	1.00	1.00	1.00	1.00	1.00	1.00	.95	.95	.95	.95	.95	.95
1958													.90
1959													.95
1960													.95
1961													.95
1962													.95
1963													.95
1964													1.00
1965													1.00
1966													1.00
1967													.95
1968													.90
1969													1.05
1970													1.00
1971													1.00
1972													.70
1973													
1974													
1975													
1976													
1977													
1978													
VIRGINIA													
1949	.90	.83	.84	.83	.79	.71	.68	.68	.70	.73	.75	.74	.72
1950	.73	.78	.80	.83	.87	.82	.81	.81	.81	.86	.83	.87	.84
1951	.89	.92	.93	1.00	.99	.88	.77	.80	.79	.82	.88	.94	.85
1952	.97	.91	.94	.94	.92	.87	.82	.87	.91	.95	.94	.95	.88
1953	.91	.90	.90	.88	.87	.74	.77	.81	.82	.85	.86	.89	.82
1954	.88	.94	.95	.95	.90	.80	.76	.79	.80	.85	.89	.90	.82
1955	.88	.89	.93	.88	.88	.80	.73	.71	.71	.70	.72	.72	.75
1956	.73	.76	.79	.79	.80	.75	.71	.74	.76	.77	.79	.81	.75
1957	.80	.82	.83	.80	.80	.71	.71	.73	.73	.77	.79	.80	.74
1958	.80	.82	.83	.84	.84	.78	.75	.76	.76	.76	.77	.79	.77
1959	.78	.80	.76	.78	.75	.71	.70	.70	.72	.73	.75	.78	.72
1960	.76	.80	.80	.79	.79	.75	.71	.70	.70	.72	.71	.72	.73
1961	.74	.78	.76	.73	.74	.71	.69	.69	.70	.71	.72	.72	.71
1962	.75	.73	.74	.73	.76	.72	.71	.71	.73	.74	.78	.76	.74
1963	.77	.81	.79	.83	.85	.77	.78	.75	.80	.79	.81	.79	.78
1964	.84	.81	.81	.82	.82	.78	.73	.73	.74	.74	.76	.76	.76
1965	.78	.79	.80	.82	.76	.76	.73	.76	.75	.75	.75	.76	.75
1966	.76	.79	.79	.79	.76	.76	.76	.78	.79	.80	.83	.82	.77
1967	.81	.79	.81	.81	.79	.78	.77	.76	.75	.75	.76	.75	.78
1968	.75	.81	.81	.80	.77	.77	.73	.70	.72	.68	.69	.72	.75
1969	.74	.76	.78	.77	.75	.69	.67	.68	.70	.71	.74	.77	.70
1970	.78	.78	.76	.77	.76	.72	.73	.75	.78	.80	.82	.85	.76
1971	.85	.85	.90	.86	.88	.81	.79	.79	.79	.79	.79	.81	.80
1972	.81	.82	.81	.81	.82	.78	.78	.78	.83	.83	.85	.95	.81
1973	.93	.93	.95	.93	.93	.97	.99	1.13	1.12	1.21	1.29	1.31	1.07
1974	1.33	1.43	1.43	1.27	1.23	1.24	1.31	1.38	1.38	1.50	1.48	1.50	1.36
1975	1.55	1.55	1.47	1.50	1.52	1.37	1.39	1.45	1.48	1.50	1.47	1.47	1.42
1976	1.47	1.52	1.52	1.45	1.48								1.60
1977													1.45
1978													1.45

OATS: PRICES RECEIVED BY FARMERS, MONTHLY AND SEASON AVERAGE,
BY STATE AND UNITED STATES, 1949-73

YEAR	JAN	FEB	MAR	APR	MAY	JUN	JUL	AUG	SEP	OCT	NOV	DEC	SEASON AVERAGE
DOLLARS PER BUSHEL													
WASHINGTON													
1949	.89	.85	.87	.87	.88	.84	.85	.80	.80	.79	.81	.81	.81
1950	.82	.81	.81	.82	.84	.86	.83	.79	.77	.77	.77	.79	.81
1951	.85	.89	.89	.90	.92	.92	.90	.87	.86	.90	.95	1.01	.93
1952	1.10	1.11	1.07	1.02	1.10	1.10	1.00	.92	.97	.97	.97	.95	.95
1953	.95	.93	.92	.90	.90	.90	.85	.80	.79	.78	.80	.81	.81
1954	.81	.81	.84	.84	.90	.94	.90	.81	.77	.79	.80	.79	.80
1955	.79	.79	.78	.76	.78	.78	.76	.76	.65	.65	.65	.66	.69
1956	.65	.71	.72	.77	.79	.81	.77	.70	.72	.73	.74	.76	.73
1957	.77	.76	.79	.76	.76	.70	.69	.64	.59	.61	.62	.64	.65
1958	.64	.65	.62	.67	.68	.68	.67	.63	.64	.65	.66	.66	.65
1959	.68	.69	.69	.69	.69	.69	.70	.64	.66	.67	.70	.67	.69
1960	.68	.70	.71	.74	.77	.75	.76	.73	.74	.72	.75	.75	.74
1961	.76	.76	.74	.75	.75	.74	.74	.70	.69	.69	.69	.70	.70
1962	.71	.71	.71	.72	.72	.72	.72	.68	.67	.66	.67	.68	.68
1963	.68	.69	.66	.66	.68	.67	.66	.63	.65	.67	.66	.67	.66
1964	.68	.67	.67	.68	.68	.67	.65	.65	.66	.66	.67	.68	.67
1965	.70	.70	.70	.70	.70	.70	.70	.69	.66	.66	.66	.68	.68
1966	.70	.72	.70	.70	.71	.70	.72	.71	.70	.70	.70	.70	.71
1967	.73	.74	.74	.76	.78	.77	.77	.78	.80	.82	.85	.87	.83
1968	.88	.86	.80	.88	.86	.85	.82	.72	.74	.75	.75	.76	.76
1969	.76	.76	.77	.78	.75	.75	.73	.65	.61	.64	.69	.67	.66
1970	.69	.67	.65	.64	.63	.65	.65	.63	.63	.63	.64	.68	.67
1971	.67	.69	.68	.68	.72	.69	.66	.65	.64	.64	.71	.71	.69
1972	.72	.73	.74	.76	.76	.74	.75	.75	.79	.84	.87	.96	.91
1973	1.05	1.08	1.04	1.00	1.00	1.06	1.06	1.30	1.41	1.47	1.46	1.48	1.46
1974	1.56	1.65	1.67	1.52	1.45	1.46	1.55	1.70	1.76	1.83	1.96	1.97	1.82
1975	1.91	1.82	1.67	1.71	1.70	1.72	1.70	1.74	1.74	1.71	1.60	1.52	1.67
1976	1.58	1.65	1.68	1.64	1.71								1.62
1977													1.30
1978													1.62
WEST VIRGINIA													
1949	.96	.94	.90	.93	.95	.87	.87	.79	.87	.88	.82	.88	.85
1950	.83	.83	.88	.89	.92	.88	.88	.80	.85	.85	.93	.96	.90
1951	.98	1.06	1.02	1.05	1.10	1.05	.99	1.06	.96	1.01	1.04	1.07	1.03
1952	1.05	1.02	1.06	1.10	1.10	1.05	1.00	1.00	.97	.98	.99	.95	.98
1953	.95	.95	.96	.96	.97	.94	.90	.90	.89	.89	.90	.92	.91
1954	.91	.91	.93	.95	.93	.90	.87	.82	.83	.85	.87	.87	.86
1955	.87	.88	.87	.90	.87	.85	.82	.76	.76	.76	.75	.77	.79
1956	.77	.80	.81	.83	.88	.85	.82	.80	.84	.84	.85	.86	.84
1957	.90	.92	.89	.90	.93	.85	.82	.84	.83	.83	.85	.85	.84
1958	.87	.86	.85	.89	.85	.80	.77	.80	.87	.85	.80	.79	.81
1959	.83	.84	.84	.86	.84	.85	.77	.77	.79	.80	.82	.80	.79
1960	.80	.82	.84	.81	.84	.84	.80	.78	.79	.77	.79	.81	.80
1961	.81	.85	.83	.83	.80	.82	.83	.80	.81	.79	.79	.81	.81
1962	.84	.82	.82	.84	.81	.81	.76	.80	.82	.80	.85	.85	.80
1963	.83	.83	.84	.86	.86	.87	.88	.83	.86	.87	.86	.87	.86
1964	.87	.88	.90	.88	.84	.84	.79	.83	.83	.81	.85	.87	.82
1965	.87	.84	.84	.87	.85	.84	.84	.82	.80	.82	.83	.84	.82
1966	.85	.83	.86	.87	.85	.86	.86	.87	.88	.90	.91	.90	.88
1967	.91	.89	.90	.92	.91	.89	.90	.85	.84	.84	.84	.85	.87
1968	.87	.90	.87	.84	.85	.85	.80	.75	.75	.77	.79	.82	.79
1969	.82	.83	.83	.84	.84	.84	.82	.80	.80	.84	.87	.87	.83
1970	.90	.89	.87	.87	.90	.88	.92	.96	.94	.92	.96	.97	.94
1971	.99	.96	.96	.96	.96	.99	.89	.86	.85	.88	.94	.97	.89
1972	.97	.97	.95	.95	.95	.95	.95	.95	.95	.95	.97	1.09	.97
1973	1.08	1.10	1.08	1.07	1.05	1.05	1.05	1.20	1.15	1.25	1.30	1.45	1.20
1974	1.50	1.65	1.60	1.50	1.40	1.50	1.40	1.50	1.55	1.68	1.75	1.80	1.54
1975	1.80	1.80	1.75	1.65	1.60	1.60	1.50	1.55	1.50	1.40	1.40	1.35	1.50
1976	1.45	1.60	1.65	1.60	1.65								1.65
1977													1.30
1978													1.15

OATS: PRICES RECEIVED BY FARMERS, MONTHLY AND SEASON AVERAGE,
BY STATE AND UNITED STATES, 1949-78

YEAR	JAN	FEB	MAR	APR	MAY	JUN	JUL	AUG	SEP	OCT	NOV	DEC	SEASON AVERAGE
DOLLARS PER BUSHEL													
WISCONSIN													
1949	.78	.69	.72	.70	.70	.65	.64	.60	.61	.62	.64	.68	.67
1950	.69	.69	.71	.75	.77	.82	.81	.71	.73	.73	.78	.82	.81
1951	.87	.90	.90	.90	.90	.83	.79	.74	.74	.77	.85	.92	.82
1952	.91	.87	.86	.84	.82	.78	.78	.77	.80	.81	.82	.82	.79
1953	.81	.78	.77	.76	.75	.74	.74	.73	.72	.71	.74	.75	.75
1954	.76	.76	.77	.77	.76	.76	.73	.69	.71	.73	.75	.77	.73
1955	.77	.76	.74	.73	.73	.72	.69	.55	.54	.58	.60	.62	.60
1956	.62	.62	.62	.63	.63	.66	.66	.67	.67	.68	.70	.73	.69
1957	.73	.71	.70	.69	.68	.68	.67	.60	.62	.62	.63	.63	.63
1958	.62	.64	.64	.64	.62	.62	.62	.57	.57	.57	.57	.59	.59
1959	.60	.60	.60	.62	.61	.62	.61	.59	.59	.62	.66	.67	.64
1960	.67	.67	.66	.66	.68	.69	.68	.63	.63	.62	.60	.63	.64
1961	.65	.66	.65	.65	.66	.66	.68	.62	.63	.63	.64	.65	.65
1962	.66	.66	.66	.67	.68	.66	.65	.60	.60	.61	.62	.65	.64
1963	.67	.68	.69	.68	.67	.68	.68	.62	.64	.66	.66	.67	.66
1964	.68	.68	.68	.68	.68	.66	.65	.62	.64	.65	.65	.68	.66
1965	.69	.69	.69	.70	.70	.70	.70	.65	.65	.65	.66	.67	.68
1966	.68	.69	.69	.69	.69	.69	.69	.67	.68	.69	.70	.71	.70
1967	.73	.72	.73	.73	.73	.73	.73	.67	.66	.67	.67	.69	.70
1968	.70	.71	.72	.72	.72	.72	.66	.61	.61	.62	.63	.65	.65
1969	.69	.71	.67	.68	.67	.66	.65	.62	.62	.60	.62	.62	.64
1970	.65	.65	.64	.66	.68	.69	.66	.66	.70	.70	.73	.75	.72
1971	.76	.77	.74	.74	.74	.76	.70	.65	.65	.67	.69	.70	.69
1972	.71	.71	.72	.70	.71	.71	.71	.71	.72	.75	.78	.86	.80
1973	.89	.87	.85	.82	.85	.90	.87	1.05	1.05	1.15	1.20	1.34	1.22
1974	1.46	1.55	1.45	1.27	1.33	1.34	1.42	1.47	1.49	1.59	1.56	1.59	1.48
1975	1.50	1.50	1.38	1.45	1.49	1.42	1.38	1.36	1.37	1.33	1.34	1.36	1.39
1976	1.40	1.41	1.40	1.39	1.40	1.52	1.54	1.41	1.42	1.40	1.39	1.48	1.50
1977	1.57	1.60	1.61	1.63	1.55	1.50	1.11	.95	.97	1.01	1.09	1.07	1.08
1978	1.08	1.11	1.12	1.11	1.15	1.12	1.05	.97	1.01	1.07	1.18	1.09	1.14
WYOMING													
1949	.80	.80	.80	.79	.79	.75	.70	.65	.62	.63	.70	.70	.68
1950	.70	.72	.72	.73	.73	.75	.77	.73	.70	.76	.74	.75	.78
1951	.78	.85	.85	.85	.90	.87	.87	.82	.80	.83	.91	1.04	.93
1952	1.04	1.04	1.07	1.07	1.00	.96	.96	.96	.96	.96	.96	.94	.93
1953	.87	.87	.87	.85	.85	.88	.85	.82	.79	.76	.77	.78	.81
1954	.81	.82	.86	.84	.87	.86	.90	.80	.78	.81	.83	.86	.84
1955	.89	.93	.89	.88	.88	.89	.86	.67	.67	.68	.73	.74	.71
1956	.73	.74	.75	.74	.72	.70	.68	.70	.71	.72	.78	.79	.75
1957	.78	.80	.83	.78	.78	.78	.72	.63	.61	.62	.65	.65	.63
1958	.63	.61	.62	.61	.61	.61	.62	.57	.57	.56	.56	.59	.61
1959	.60	.63	.62	.66	.66	.67	.67	.60	.62	.65	.66	.68	.66
1960	.68	.71	.72	.73	.73	.71	.73	.67	.68	.70	.70	.69	.69
1961	.68	.68	.69	.69	.69	.68	.68	.66	.66	.66	.67	.67	.67
1962	.67	.66	.66	.68	.69	.71	.69	.66	.63	.63	.64	.65	.65
1963	.65	.67	.66	.67	.66	.69	.65	.62	.62	.61	.61	.64	.64
1964	.65	.67	.66	.66	.69	.69	.67	.61	.63	.67	.67	.70	.67
1965	.70	.70	.70	.72	.70	.71	.70	.68	.68	.68	.68	.67	.68
1966	.66	.65	.68	.67	.67	.69	.68	.68	.71	.69	.69	.73	.71
1967	.75	.73	.75	.73	.74	.76	.76	.69	.66	.66	.67	.67	.68
1968	.69	.69	.69	.68	.70	.69	.68	.59	.61	.63	.64	.64	.64
1969	.67	.70	.72	.70	.66	.68	.70	.68	.66	.67	.68	.68	.67
1970	.67	.70	.68	.68	.68	.68	.66	.63	.64	.62	.63	.64	.65
1971	.66	.66	.68	.68	.69	.70	.70	.69	.67	.69	.68	.68	.70
1972	.71	.72	.75	.74	.74	.75	.75	.75	.75	.77	.80	.86	.83
1973	.92	.95	.93	.92	.93	.98	.97	1.18	1.37	1.35	1.40	1.45	1.39
1974	1.54	1.58	1.61	1.48	1.56	1.56	1.62	1.70	1.75	1.89	1.92	1.88	1.77
1975	1.92	1.90	1.75	1.80	1.81	1.80	1.75	1.75	1.74	1.67	1.67	1.65	1.73
1976	1.74	1.74	1.74	1.77	1.80								1.55
1977													1.24
1978													1.35

ALL BARLEY: PRICES RECEIVED BY FARMERS, MONTHLY AND SEASON AVERAGE,
BY STATE AND UNITED STATES, 1949-78

YEAR	JAN	FEB	MAR	APR	MAY	JUN	JUL	AUG	SEP	OCT	NOV	DEC	SEASON AVERAGE
DOLLARS PER BUSHEL													
UNITED STATES													
1949	1.150	1.040	1.060	1.000	.970	.928	.957	.968	1.050	1.070	1.100	1.090	1.060
1950	1.100	1.090	1.100	1.110	1.120	1.120	1.150	1.120	1.140	1.120	1.140	1.190	1.190
1951	1.270	1.330	1.340	1.300	1.280	1.220	1.170	1.170	1.170	1.230	1.340	1.380	1.260
1952	1.420	1.380	1.360	1.310	1.280	1.240	1.310	1.390	1.430	1.420	1.430	1.410	1.370
1953	1.370	1.280	1.320	1.300	1.240	1.160	1.150	1.100	1.120	1.120	1.130	1.150	1.170
1954	1.160	1.150	1.140	1.100	1.080	1.050	1.000	1.010	1.050	1.080	1.080	1.090	1.090
1955	1.090	1.080	1.080	1.070	1.070	.995	.955	.884	.899	.909	.919	.920	.920
1956	.924	.915	.925	.949	.963	.931	.948	.969	.959	.977	1.010	1.030	.990
1957	1.050	1.030	1.030	.985	.956	.881	.850	.830	.818	.833	.852	.859	.887
1958	.855	.867	.851	.859	.869	.907	.923	.855	.861	.865	.891	.915	.900
1959	.911	.922	.905	.898	.901	.862	.895	.833	.846	.866	.879	.864	.860
1960	.848	.860	.839	.844	.866	.875	.846	.801	.817	.843	.793	.839	.840
1961	.820	.859	.847	.847	.875	.868	.924	.951	.968	.986	1.000	1.010	.979
1962	1.030	1.040	1.030	1.010	1.020	.980	.986	.898	.888	.889	.898	.917	.915
1963	.896	.910	.902	.887	.919	.974	.956	.848	.853	.914	.936	.946	.897
1964	.925	.901	.902	.906	.923	.957	.960	.881	.924	.939	.965	.976	.953
1965	.970	.989	.968	.969	1.010	1.030	1.040	.991	.989	.993	1.020	1.040	1.020
1966	1.040	1.080	1.060	1.030	1.060	1.080	1.060	1.050	1.070	1.070	1.070	1.070	1.060
1967	1.050	1.040	1.020	1.020	1.050	1.060	1.060	1.010	.983	.991	.981	.987	1.010
1968	.993	.997	.972	.963	.986	.983	.931	.814	.876	.889	.902	.918	.921
1969	.915	.925	.903	.922	.975	1.040	.953	.822	.858	.879	.898	.910	.885
1970	.894	.860	.831	.829	.898	.944	.902	.849	.906	.934	.964	1.020	.973
1971	1.020	1.030	1.020	1.030	1.120	1.150	1.070	.868	.919	.960	1.020	1.040	.993
1972	1.040	1.010	.983	.990	1.040	1.090	1.040	.957	1.070	1.170	1.210	1.320	1.210
1973	1.420	1.340	1.310	1.310	1.390	1.550	1.580	2.100	2.160	2.230	2.100	2.190	2.140
1974	2.320	2.520	2.610	2.150	2.190	2.250	2.330	2.780	2.860	3.110	3.410	3.300	2.810
1975	3.170	2.890	2.550	2.720	2.750	2.300	2.350	2.560	2.690	2.680	2.430	2.350	2.420
1976	2.310	2.310	2.340	2.310	2.410	2.600	2.510	2.350	2.330	2.220	2.110	2.080	2.250
1977	2.190	2.190	2.250	2.220	2.120	1.930	1.530	1.530	1.690	1.630	1.620	1.700	1.780
1978	1.900	1.980	1.900	1.930	2.150	2.040	1.830	1.860	1.850	1.900	1.930	1.900	1.920
ALABAMA													
1949	1.65	1.40	1.40	1.30	1.20	1.20	1.20	1.20	1.30	1.25	1.25	1.25	1.21
1950	1.15	1.15	1.15	1.15	1.15	1.15	1.30	1.40	1.40	1.40	1.50	1.50	1.30
1951	1.50	1.40	1.35	1.30	1.25	1.20	1.20	1.20	1.43	1.43	1.55		
1952													
1953													
1954													
1955													
1956													
1957													
1958													
1959													
1960													
1961													
1962													
1963													
1964													
1965													
1966													
1967													
1968													
1969													
1970													
1971													
1972													
1973													
1974													
1975													
1976													
1977													
1978													

ALL BARLEY: PRICES RECEIVED BY FARMERS, MONTHLY AND SEASON AVERAGE,
BY STATE AND UNITED STATES, 1949-78

YEAR	JAN	FEB	MAR	APR	MAY	JUN	JUL	AUG	SEP	OCT	NOV	DEC	SEASON AVERAGE
DOLLARS PER BUSHEL													
ALASKA													
1949													2.20
1950													2.35
1951													2.10
1952													2.05
1953													1.95
1954													1.95
1955													1.90
1956													2.05
1957													1.75
1958													1.90
1959													1.85
1960													1.95
1961													3.60
1962													4.15
1963													4.10
1964													3.90
1965													3.80
1966													3.80
1967													
1968													
1969													
1970													
1971													
1972													
1973													
1974													
1975													
1976													
1977													
1978													
ARIZONA													
1949	1.20	1.05	1.05	1.05	.95	1.00	1.00	1.00	1.05	1.10	1.10	1.05	1.07
1950	1.10	1.10	1.10	1.10	.95	.96	1.00	1.05	1.10	1.10	1.15	1.15	1.09
1951	1.20	1.30	1.35	1.30	1.30	1.35	1.40	1.40	1.45	1.50	1.55	1.60	1.44
1952	1.65	1.70	1.65	1.60	1.45	1.45	1.50	1.55	1.63	1.68	1.70	1.65	1.47
1953	1.55	1.55	1.50	1.40		1.25	1.25	1.25	1.25	1.25	1.25	1.30	1.25
1954	1.30	1.35	1.30	1.25	1.00	1.05	1.05	1.10	1.10	1.10	1.10	1.15	1.09
1955	1.15	1.15	1.15	1.10	1.10	1.05	1.05	1.10	1.05	1.05	1.05	1.05	1.06
1956	1.05	1.05	1.05	1.05	1.05	1.05	1.10	1.10	1.15	1.20	1.25	1.30	1.09
1957	1.35	1.35	1.30	1.20	1.10	1.10	1.10	1.10	1.10	1.10	1.10	1.10	1.10
1958	1.10	1.10	1.10	1.10	1.05	1.05	1.05	1.10	1.10	1.10	1.15	1.20	1.08
1959	1.25	1.25	1.20	1.20	1.15	1.10	1.10	1.15	1.20	1.15	1.20	1.20	1.13
1960	1.20	1.15	1.15	1.10	1.10	1.10	1.10	1.10	1.10	1.10	1.15	1.15	1.11
1961	1.15	1.15	1.15	1.10	1.05	1.05	1.10	1.10	1.10	1.15	1.15	1.15	1.07
1962	1.15	1.20	1.20	1.15	1.20	1.20	1.20	1.25	1.25	1.25	1.25	1.25	1.22
1963	1.25	1.30	1.30	1.25	1.25	1.25	1.25	1.25	1.30	1.30	1.25	1.25	1.25
1964	1.30	1.30	1.30	1.30	1.20	1.10	1.10	1.10	1.15	1.25	1.25	1.30	1.15
1965	1.30	1.30	1.30	1.30	1.20	1.20	1.20	1.25	1.30	1.30	1.30	1.30	1.21
1966	1.30	1.30	1.30	1.30	1.20	1.20	1.20	1.20	1.25	1.30	1.30	1.30	1.21
1967	1.35	1.30	1.30	1.25	1.20	1.15	1.15	1.20	1.20	1.20	1.20	1.20	1.17
1968	1.20	1.19	1.20	1.20	1.09	1.08	1.10	1.10	1.15	1.15	1.15	1.20	1.10
1969	1.25	1.25	1.25	1.30	1.25	1.20	1.20	1.20	1.25	1.25	1.27	1.25	1.23
1970	1.29	1.28	1.28	1.20	1.20	1.17	1.18	1.17	1.25	1.32	1.36	1.36	1.21
1971	1.34	1.40	1.34	1.39	1.35	1.34	1.30	1.30	1.30	1.35	1.40	1.45	1.35
1972	1.50	1.45	1.45	1.45	1.30	1.30	1.30	1.35	1.40	1.40	1.45	1.55	1.32
1973	1.75	1.60	1.65	1.70	1.75	1.85	1.90	2.35	2.50	2.50	2.50	2.55	1.93
1974	2.64	2.80	2.85	2.85	2.60	2.50	2.50	2.71	2.98	3.05	3.05	3.05	2.58
1975	2.95	2.88	2.88	2.86	2.80	2.50	2.60	2.70	2.70	2.85	2.73	2.85	2.65
1976	2.85	2.85	2.80	2.70	2.75	2.80	2.70	2.63	2.65	2.70	2.38	2.43	2.72
1977	2.28	2.28	2.16	2.22	2.14	2.23	1.99	1.56	1.66				2.11
1978	2.10	2.02	2.19	2.49	2.28	2.45	2.40	2.64	2.49				2.39

ALL BARLEY: PRICES RECEIVED BY FARMERS, MONTHLY AND SEASON AVERAGE,
BY STATE AND UNITED STATES, 1949-78

YEAR	JAN	FEB	MAR	APR	MAY	JUN	JUL	AUG	SEP	OCT	NOV	DEC	SEASON AVERAGE
DOLLARS PER BUSHEL													
ARKANSAS													
1949	1.32	1.25	1.26	1.25	1.22	1.09	1.09	1.06	1.13	1.13	1.13	1.13	1.10
1950	1.15	1.15	1.15	1.15	1.20	1.18	1.20	1.18	1.10	1.10	1.10	1.15	1.17
1951	1.20	1.20	1.20	1.15	1.15	1.15	1.10	1.10	1.15	1.20	1.27	1.27	1.15
1952	1.30	1.30	1.30	1.30	1.25	1.15	1.24	1.32	1.43	1.50	1.50	1.50	1.27
1953	1.47	1.40	1.40	1.30	1.30	1.10	1.10	1.10	1.18	1.19	1.20	1.20	1.13
1954	1.25	1.25	1.25	1.23	1.20	.90	.91	1.04	1.14	1.15	1.22	1.20	1.10
1955	1.20	1.20	1.20	1.20	1.15	.90	.90	.98	.91	1.05	1.05	1.00	.91
1956	.95	.96	.95	.95	.95	.88	.91	.94	.97	1.07	1.10	1.10	1.02
1957	1.10	1.05	1.05	1.05	1.00	.84	.88	.90	.91	.95	.90	.90	.94
1958	.90	.90	.90	.90	.85	.00	.85	.88	.88	.90	.90	.90	.85
1959	.90	.90	.90	.90	.85	.76	.84	.90	.93	.89	.86	.85	.82
1960	.85	.88	.89	.89	.85	.84	.84	.87	.88	.86	.88	.87	.84
1961	.89	.87	.84	.84	.84	.83	.81	.87	.88	.88	.88	.88	.86
1962	.89	.91	.94		.92	.91	.96	.94	.98	1.00	1.00		.94
1963	1.03	1.03	1.00	1.03	1.00	.88	.89	.95	.95	.98			.89
1964			1.00	.98	.98	.88	.85	.90	.95	.95	1.00	1.00	.91
1965	1.05	1.02	1.00	1.00	1.00	.95	.95	.98	1.03	.98			.96
1966			1.03	1.03	1.00	.91	.97	1.00	1.02	1.02	1.02	1.02	.93
1967	1.02	1.02	1.02	1.02	1.00	.98	.98	.98	.98	1.00	1.00	1.00	.98
1968	1.05	1.05	1.05	1.05	1.10	1.05	1.00	1.00					1.04
1969						.88	.88	.88	.90	.95	.97	.98	.89
1970	.98	.98	.94	.92	.92								1.00
1971													1.15
1972													1.15
1973													
1974													
1975													
1976													
1977													
1978													
CALIFORNIA													
1949	1.27	1.14	1.15	1.13	1.09	1.03	1.06	1.09	1.14	1.15	1.17	1.19	1.12
1950	1.22	1.17	1.17	1.17	1.10	1.02	1.11	1.15	1.16	1.16	1.16	1.20	1.22
1951	1.33	1.44	1.45	1.43	1.43	1.43	1.48	1.47	1.51	1.58	1.67	1.71	1.51
1952	1.74	1.74	1.68	1.53	1.49	1.45	1.51	1.59	1.70	1.67	1.68	1.65	1.54
1953	1.59	1.45	1.56	1.56	1.37	1.26	1.36	1.27	1.31	1.29	1.30	1.32	1.30
1954	1.32	1.24	1.22	1.10	1.04	1.04	1.08	1.10	1.16	1.18	1.19	1.20	1.16
1955	1.19	1.18	1.19	1.20	1.20	.98	1.05	1.05	1.05	1.06	1.06	1.06	1.03
1956	1.06	1.02	1.05	1.10	1.08	1.07	1.09	1.10	1.10	1.14	1.17	1.19	1.11
1957	1.25	1.23	1.24	1.08	1.03	.95	.96	.97	.96	.97	.99	1.01	.98
1958	1.00	.98	.98	.99	.97	.98	1.03	1.06	1.05	1.08	1.13	1.14	1.07
1959	1.14	1.14	1.14	1.15	1.03	.99	1.01	1.01	1.02	1.06	1.09	1.10	1.03
1960	1.11	1.06	1.04	1.01	.98	.95	.96	.98	1.00	1.06	1.07	1.05	1.01
1961	1.04	1.06	1.06	1.06	1.03	1.01	1.06	1.08	1.09	1.11	1.11	1.11	1.08
1962	1.11	1.11	1.11	1.08	1.08	1.06	1.09	1.08	1.08	1.10	1.11	1.14	1.09
1963	1.16	1.16	1.17	1.13	1.10	1.05	1.08	1.14	1.14	1.15	1.20	1.20	1.12
1964	1.21	1.18	1.17	1.16	1.10	1.06	1.10	1.12	1.13	1.16	1.18	1.18	1.12
1965	1.19	1.18	1.15	1.16	1.13	1.11	1.14	1.16	1.16	1.17	1.16	1.19	1.15
1966	1.20	1.22	1.21	1.20	1.18	1.17	1.17	1.23	1.26	1.26	1.27	1.30	1.22
1967	1.32	1.27	1.27	1.26	1.21	1.12	1.15	1.15	1.14	1.13	1.12	1.13	1.13
1968	1.14	1.12	1.11	1.08	1.05	1.03	1.06	1.06	1.06	1.10	1.11	1.14	1.11
1969	1.18	1.20	1.23	1.23	1.23	1.20	1.21	1.20	1.21	1.21	1.24	1.27	1.21
1970	1.28	1.25	1.21	1.12	1.14	1.09	1.10	1.12	1.21	1.24	1.30	1.36	1.22
1971	1.38	1.39	1.37	1.39	1.41	1.30	1.28	1.28	1.31	1.31	1.36	1.36	1.34
1972	1.43	1.43	1.45	1.44	1.40	1.37	1.36	1.39	1.43	1.47	1.51	1.65	1.47
1973	1.72	1.71	1.70	1.68	1.69	1.81	1.90	2.51	2.54	2.64	2.59	2.67	2.25
1974	2.75	2.93	2.96	2.49	2.32	2.36	2.51	3.04	3.13	3.27	3.59	3.39	2.66
1975	3.33	2.94	2.66	2.71	2.77	2.30	2.41	2.66	2.81	2.77	2.60	2.67	2.50
1976	2.68	2.76	2.73	2.60	2.58	2.63	2.66	2.55	2.56	2.44	2.38	2.38	2.48
1977	2.36	2.25	2.20	2.30	2.18	2.14	1.97	1.96	1.89	2.05	2.20	2.30	2.17
1978	2.26	2.24	2.16	2.39	2.46	2.37	1.92	2.30	2.33	2.40	2.52	2.52	2.33

ALL BARLEY: PRICES RECEIVED BY FARMERS, MONTHLY AND SEASON AVERAGE,
BY STATE AND UNITED STATES, 1949-78

YEAR	JAN	FEB	MAR	APR	MAY	JUN	JUL	AUG	SEP	OCT	NOV	DEC	SEASON AVERAGE
DOLLARS PER BUSHEL													
COLORADO													
1949	1.04	1.00	1.04	1.00	.95	.92	.85	.80	.86	.86	.87	.89	.90
1950	.90	.89	.92	.94	.98	.98	1.00	1.02	1.11	1.13	1.14	1.18	1.14
1951	1.23	1.27	1.27	1.26	1.30	1.24	1.23	1.14	1.21	1.27	1.36	1.40	1.29
1952	1.48	1.40	1.40	1.40	1.39	1.33	1.28	1.37	1.42	1.42	1.40	1.40	1.34
1953	1.38	1.26	1.26	1.22	1.22	1.21	1.11	1.08	1.07	1.08	1.11	1.11	1.12
1954	1.16	1.17	1.18	1.19	1.22	1.24	1.20	1.18	1.21	1.23	1.22	1.27	1.20
1955	1.22	1.21	1.24	1.22	1.25	1.15	1.10	1.01	1.00	1.01	1.00	1.02	1.02
1956	1.01	1.00	.96	1.02	1.06	1.05	.95	1.03	1.10	1.11	1.11	1.15	1.07
1957	1.14	1.18	1.20	1.19	1.17	1.07	.77	.77	.72	.72	.74	.74	.77
1958	.73	.72	.73	.76	.73	.72	.66	.75	.75	.77	.79	.82	.77
1959	.81	.82	.82	.85	.86	.82	.72	.76	.78	.81	.79	.81	.77
1960	.80	.80	.80	.81	.79	.79	.72	.74	.75	.75	.77	.78	.75
1961	.78	.78	.77	.77	.78	.80	.80	.81	.83	.85	.86	.86	.84
1962	.86	.86	.88	.89	.90	.91	.92	.92	.92	.91	.92	.94	.93
1963	.94	.95	.94	.95	.97	.98	.96	.94	.94	.96	.97	.99	.97
1964	1.00	1.00	1.00	1.01	.99	1.01	.96	1.02	1.23	1.26	1.31	1.38	1.31
1965	1.49	1.47	1.06	1.06	1.08	1.08	1.08	1.06	1.34	1.24	1.38	1.56	1.38
1966	1.55	1.33	1.06	1.08	1.12		1.03	1.06	1.45	1.44	1.52	1.58	1.50
1967	1.60	1.61	1.14	1.12	1.09	1.10	1.05	.93	1.22	1.46	1.52	1.48	1.39
1968	1.52	1.45	1.04	.96	.98	.97	.91	.87	.98	1.51	1.62	1.57	1.45
1969	1.63	1.49	1.17	1.02	.99	1.01	.95	1.03	.98	1.47	1.70	1.71	1.47
1970	1.55	.97	.95	.95	.96	.96	.92	.89	.89	1.48	1.67	1.66	1.39
1971	1.51	1.01	1.01	1.03	1.05	1.07	1.06	.99	1.59	1.74	1.79	1.74	1.50
1972	1.56	1.01	1.01	1.01	1.02	1.04	1.01	1.05	1.26	1.82	1.89	1.88	1.77
1973	1.89	1.86	1.36	1.43	1.43	1.49	1.51	1.85	2.24	2.19	2.16	2.10	2.07
1974	2.28	2.29	2.34	2.10	2.13	2.18	2.18	2.72	2.85	3.00	3.03	3.34	2.79
1975	3.36	2.68	2.58	2.48	2.40	2.46	2.40	2.73	2.90	2.87	2.83	2.86	2.64
1976	2.86	2.31	2.30	2.24	2.31	2.30	2.26	2.13	2.28	2.27	2.22	2.25	2.17
1977	1.99	2.30	2.10	2.13	2.07	1.82	2.26	2.32	2.50	2.21	2.50	2.37	2.35
1978	1.89	2.50	2.13	2.00	2.15	2.43	2.25	2.25	2.15	2.36	2.05	1.98	2.31
DELAWARE													
1949	1.27	1.15	1.15	1.10	1.14	.85	.75	.75	.87	.96	1.00	1.00	.84
1950	1.06	1.05	1.06	1.10	1.10	1.10	.90	1.00	1.01	1.03	1.04	1.20	1.06
1951	1.25	1.30	1.30	1.33	1.32	1.20	1.01	1.02	1.13	1.15	1.26	1.30	1.14
1952	1.35	1.35	1.36	1.34	1.34	1.24	1.05	1.14	1.22	1.25	1.28	1.33	1.19
1953	1.30	1.30	1.28	1.26	1.20	1.00	1.00	1.05	1.10	1.10	1.11	1.15	1.02
1954	1.18	1.15	1.15	1.12	1.12	.92	.83	.98	1.01	1.05	1.11	1.15	.94
1955	1.15	1.15	1.13	1.10	1.08	.90	.84	.84	.87	.89	.93	.95	.89
1956	1.00	.99	1.00	1.00	1.05	1.00	.90	.92	.95	1.00	1.02	1.08	.96
1957	1.10	1.10	1.05	1.05	1.02	.84	.80	.84	.92	.95	1.01	1.03	.86
1958	1.05	1.10	1.08	1.06	1.03	.95	.86	.92	.96	.96	.96	1.05	.94
1959	1.03	1.03	1.04	1.04	1.02	.90	.90	.90	.95	.95	1.00	1.00	.92
1960	1.01	1.03	1.07	1.05	1.06	.92	.80	.85	.88	.91	.91	.91	.89
1961	.95	.95	.94	.94	.95	.85	.76	.83	.88	.87	.91	1.00	.85
1962	.98	1.00	1.05	1.01	.99	.94	.92	.97	1.00	1.05	1.05	1.07	.95
1963	1.07	1.03	1.03	1.01	1.01	.94	.97	1.00	1.04	1.05	1.09	1.09	.96
1964	1.09	1.09	1.09	1.05	.99	.82	.82	.90	.97	.95	.99	.97	.84
1965	1.02	1.02	1.01	1.00	.98	.92	.93	.93	.96	.99	.99	1.03	.93
1966	1.04	1.05	1.02	1.02	1.01	.92	.92	.87	1.05	1.07	1.09	1.10	.94
1967	1.08	1.09	1.09	1.09	1.10	.91	.91	.94	.97	.97	.97	.97	.92
1968	.98	.99	.98	.97	.88	.78	.76	.77	.82	.85	.89	.91	.79
1969	.94	.98	.98	.98	.96	.86	.80	.82	.83	.84	.86	.91	.85
1970	.93	.96	.97	.96	.94	.79	.79	.84	.88	.91	.97	1.02	.81
1971	1.10	1.14	1.10	1.06	1.04	1.01	1.00	1.00	.99	.99	.97	1.00	1.01
1972	1.02	1.04	1.03	1.03	.98	.87	.89	.89	.96	.98	1.01	1.20	.92
1973	1.32	1.30	1.34	1.31	1.30	1.50	1.54	1.78	1.75	1.88	1.86	2.02	1.58
1974	2.14	2.25	2.33	2.18	2.01	1.83	1.86	2.11	2.18	2.37	2.38	2.30	1.87
1975	2.38	2.28	2.09	2.05	1.80	1.62	1.49	1.62	1.70	1.76	1.76	1.79	1.61
1976	1.78	1.81	1.85	1.83	1.78								1.90
1977													1.88
1978													1.77

ALL BARLEY: PRICES RECEIVED BY FARMERS, MONTHLY AND SEASON AVERAGE,
BY STATE AND UNITED STATES, 1949-78

YEAR	JAN	FEB	MAR	APR	MAY	JUN	JUL	AUG	SEP	OCT	NOV	DEC	SEASON AVERAGE
DOLLARS PER BUSHEL													
GEORGIA													
1949	1.95	1.85	1.85	1.65	1.50	1.30	1.40	1.50	1.70	1.77	1.85	1.85	1.51
1950	1.70	1.70	1.60	1.50	1.50	1.40	1.30	1.40	1.55	1.65	1.75	1.75	1.47
1951	1.65	1.65	1.60	1.65	1.65	1.40	1.45	1.50	1.55	1.60	1.65	1.65	1.49
1952	1.60	1.55	1.55	1.50	1.50	1.35	1.40	1.50	1.75	1.80	1.90	1.80	1.51
1953	1.60	1.55	1.55	1.55	1.53	1.33	1.33	1.37	1.50	1.50	1.60	1.50	1.40
1954	1.55	1.55	1.55	1.50	1.50	1.25	1.40	1.30	1.40	1.50	1.50	1.55	1.37
1955	1.60	1.55	1.55	1.60	1.55	1.40	1.35	1.35	1.40	1.35	1.35	1.40	1.37
1956	1.40	1.40	1.40	1.30	1.30	1.10	1.10	1.15	1.20	1.25	1.30	1.30	1.13
1957	1.30	1.40	1.40	1.30	1.20	1.00	1.05	1.10	1.10	1.15	1.20	1.20	1.06
1958	1.15	1.25	1.25	1.25	1.25	1.05	1.10	1.15	1.15	1.15	1.20	1.20	1.10
1959	1.20	1.20	1.20	1.20	1.20	1.05	1.00	1.05	1.05	1.10	1.15	1.20	1.10
1960	1.10	1.10	1.10	1.15	1.15	1.08	1.08	1.15	1.20	1.20	1.15	1.20	1.10
1961	1.10	1.10	1.10	1.05	1.10	1.02	.98	.98	1.00	1.01	1.05	1.09	1.18
1962	1.14	1.10	1.12	1.09	1.06	.96	.98	1.01	1.02	1.06	1.07	1.06	.98
1963	1.08	1.08	1.10	1.08	1.10	1.05	1.07	1.11	1.11	1.09	1.09	1.13	1.07
1964	1.13	1.10	1.11	1.06	1.06	.95	.94	.96	.98	1.01	1.03	1.00	.96
1965	.98	1.02	1.02	1.05	.98	.94	.94	.97	1.01	1.04	1.03	1.06	.96
1966	1.04	1.04	1.04	1.04	1.02	.96	1.02	1.06	1.13	1.13	1.10	1.12	1.01
1967	1.12	1.12	1.12	1.10	1.00	.96	.99	1.00	.96	1.00	1.00	1.02	.98
1968	1.02	1.02	1.02	1.02	1.02	.98	.95	.95	.95	.95	1.00	1.00	.97
1969	1.00	1.00	1.00	1.00	.98	.95	.92	.97	1.00	1.00	1.00	1.00	.96
1970	1.00	1.00	1.00	1.00	1.00								.96
1971													.96
1972													1.00
1973													.94
1974													1.60
1975													1.95
1976													1.85
1977													2.00
1978													1.65
IDAHO													
1949	1.07	1.01	1.01	.94	.92	.89	.90	.90	.90	.93	.95	.99	.94
1950	1.01	1.00	1.00	1.00	.98	1.04	1.09	1.00	.97	.93	.98	.98	1.01
1951	1.05	1.15	1.15	1.13	1.13	1.13	1.14	1.12	1.16	1.19	1.35	1.42	1.26
1952	1.44	1.49	1.47	1.45	1.45	1.40	1.30	1.30	1.40	1.39	1.36	1.38	1.35
1953	1.34	1.22	1.20	1.23	1.19	1.20	1.19	1.00	1.01	1.02	1.05	1.05	1.06
1954	1.10	1.13	1.10	1.05	1.05	1.05	.98	.92	.98	.99	1.00	1.04	1.01
1955	1.04	1.01	1.02	1.03	1.05	1.05	1.00	.80	.81	.81	.81	.82	.83
1956	.86	.88	.85	.86	.95	.87	.89	.86	.87	.92	.96	.99	.92
1957	1.01	1.02	.98	.96	.90	.87	.82	.78	.79	.80	.80	.78	.80
1958	.79	.78	.78	.78	.77	.78	.79	.82	.84	.87	.90	.94	.89
1959	.94	.95	.95	.95	.98	1.00	.90	.85	.87	.90	.92	.91	.88
1960	.88	.87	.88	.89	.88	.88	.86	.83	.86	.90	.90	.93	.89
1961	.89	.92	.91	.93	.94	.94	.93	.95	.95	.95	.96	.96	.97
1962	1.02	1.02	1.03	1.03	1.06	1.05	1.04	.96	.96	.94	.94	.97	.96
1963	.98	.98	.97	.96	.97	.96	.91	.85	.86	.90	.93	.96	.91
1964	.97	.97	.95	.95	.96	.99	.96	.89	.90	.94	.97	.98	.95
1965	1.00	1.01	1.02	1.00	1.00	1.01	1.00	.95	.94	.94	.96	1.00	.97
1966	1.03	1.06	1.04	1.01	1.00	1.00	1.02	1.03	1.05	1.05	1.05	1.05	1.04
1967	1.06	1.04	1.03	1.03	1.03	1.04	1.00	.90	.91	.89	.90	.90	.92
1968	.95	.97	.98	.96	.94	.96	.90	.86	.83	.88	.90	.91	.89
1969	.93	.95	.95	.95	.95	.95	.95	.90	.90	.92	.93	.94	.92
1970	.94	.94	.91	.86	.89	.86	.85	.82	.89	.91	.93	.99	.97
1971	1.00	1.07	1.10	1.12	1.19	1.21	1.16	.98	.98	.99	1.01	1.08	1.05
1972	1.10	1.12	1.16	1.12	1.14	1.10	1.10	1.12	1.18	1.28	1.31	1.41	1.32
1973	1.52	1.52	1.52	1.47	1.51	1.59	1.82	2.33	2.38	2.35	2.30	2.31	2.36
1974	2.51	2.60	2.62	2.18	2.16	2.18	2.29	2.86	2.90	3.00	3.26	3.15	2.88
1975	3.04	2.65	2.29	2.50	2.46	2.39	2.35	2.42	2.53	2.34	2.20	2.16	2.32
1976	2.18	2.28	2.29	2.20	2.24	2.33	2.38	2.18	2.11	2.05	1.90	1.95	2.07
1977	2.10	2.18	2.25	2.11	1.93	1.91	2.05	1.76	1.81	1.67	1.87	1.83	1.91
1978	1.87	2.00	2.08	2.05	2.17	2.09	2.11	2.09	1.93	1.89	1.95	1.93	2.02

ALL BARLEY: PRICES RECEIVED BY FARMERS, MONTHLY AND SEASON AVERAGE,
BY STATE AND UNITED STATES, 1949-78

YEAR	JAN	FEB	MAR	APR	MAY	JUN	JUL	AUG	SEP	OCT	NOV	DEC	SEASON AVERAGE
DOLLARS PER BUSHEL													
ILLINOIS													
1949	1.33	1.15	1.15	1.15	1.10	.90	.90	1.00	.95	1.04	1.08	1.08	.98
1950	1.11	1.06	1.11	1.11	1.17	1.17	1.26	1.28	1.27	1.27	1.29	1.32	1.28
1951	1.39	1.42	1.42	1.40	1.40	1.33	1.25	1.30	1.32	1.32	1.39	1.39	1.32
1952	1.40	1.37	1.37	1.35	1.30	1.25	1.30	1.35	1.40	1.35	1.35	1.35	1.32
1953	1.35	1.30	1.25	1.25	1.25	1.15	1.15	1.20	1.20	1.20	1.20	1.20	1.19
1954	1.25	1.25	1.25	1.25	1.25	1.15	1.05	1.10	1.20	1.20	1.20	1.20	1.13
1955	1.20	1.20	1.20	1.15	1.10	.90	.90	.95	1.00	1.00	1.00	1.00	.93
1956	1.00	.98	1.00	1.02	1.05	1.00	1.05	1.07	1.07	1.09	1.15	1.10	1.05
1957	1.07	1.05	1.00	1.00	1.00	.82	.86	.90	1.00	1.00	.95	.90	.88
1958	.90	.90	.87	.90	.88	.84	.83	.80	.86	.85	.80	.80	.83
1959	.80	.83	.81	.84	.81	.76	.76	.85	.88	.89	.90	.90	.80
1960	.86	.85	.85	.83	.81	.75	.75	.78	.78	.78	.80	.83	.77
1961	.83	.85	.85	.85	.85	.80	.80	.85	.85	.80	.85	.85	.82
1962	.85	.85	.82	.83	.81	.77	.77	.75	.77	.75	.79	.79	.77
1963	.79	.81	.82	.84	.85	.82	.81	.80	.82	.84	.86	.87	.82
1964	.88	.88	.87	.85	.88	.85	.82	.82	.85	.85	.86	.85	.84
1965	.90	.90	.92	.91	.92	.87	.87	.88	.88	.88	.88	.88	.87
1966	.88	.89	.90	.89	.89	.88	.87	.88	.89	.89	.89	.92	.88
1967	.89	.88	.88	.88	.89	.90	.89	.85	.87	.85	.85	.86	.68
1968	.88	.88	.86	.85	.88	.85	.82	.81	.81	.82	.82	.83	.86
1969	.83	.85	.86	.86	.87	.84	.78	.73	.84	.84	.84	.84	.80
1970	.84	.84	.84	.84	.90								.88
1971													.85
1972													.90
1973													1.70
1974													2.50
1975													2.20
1976													2.30
1977													1.60
1978													1.75
INDIANA													
1949	1.31	1.10	1.09	1.09	1.00	.99	.99	.99	1.01	.98	1.05	1.07	1.00
1950	1.10	1.04	1.11	1.11	1.11	1.17	1.15	1.20	1.20	1.20	1.20	1.25	1.18
1951	1.25	1.40	1.35	1.30	1.30	1.28	1.24	1.25	1.25	1.30	1.34	1.34	1.26
1952	1.34	1.34	1.30	1.30	1.30	1.20	1.25	1.35	1.40	1.35	1.30	1.35	1.26
1953	1.30	1.25	1.25	1.25	1.20	1.10	1.05	1.05	1.10	1.10	1.05	1.08	1.07
1954	1.05	1.10	1.15	1.10	1.10	.95	.80	.95	1.05	1.05	1.10	1.05	.92
1955	1.05	1.05	1.05	1.05	1.00	.80	.80	.82	.91	.89	.91	.83	.83
1956	.87	.89	.90	.93	.96	.88	.86	.89	.94	.94	1.00	1.00	.89
1957	.96	.96	.95	.95	.97	.84	.85	.85	.90	.92	.91	.91	.86
1958	.91	.90	.88	.92	.95	.87	.87	.87	.86	.89	.91	.87	.87
1959	.91	.91	.87	.92	.90	.83	.82	.82	.85	.86	.85	.89	.83
1960	.90	.91	.90	.89	.88	.83	.78	.81	.82	.83	.80	.82	.81
1961	.84	.81	.83	.81	.81	.76	.77	.76	.77	.78	.78	.85	.77
1962	.82	.80	.81	.83	.80	.75	.76	.78	.80	.79	.80	.81	.76
1963	.87	.87	.88	.85	.86	.81	.81	.80	.82	.90	.88	.85	.82
1964	.92	.90	.86	.84	.89	.82	.79	.81	.82	.82	.84	.83	.81
1965	.87	.83	.87	.86	.89	.83	.87	.88	.84	.83	.83	.87	.86
1966	.92	.90	.92	.96	.92	.95	.94	.95	.95	.90	.97	.95	.94
1967	.97	.97	.94	.93	.92	.92	.91	.86	.86	.83	.83	.88	.90
1968	.88	.88	.88	.86	.86	.84	.84	.72	.74	.78	.83	.87	.83
1969	.87	.89	.90	.89	.89	.85	.85	.80	.85	.83	.82	.83	.84
1970	.85	.83	.83	.86	.85								.89
1971													.99
1972													.97
1973													1.56
1974													2.05
1975													1.80
1976													1.90
1977													1.55
1978													

ALL BARLEY: PRICES RECEIVED BY FARMERS, MONTHLY AND SEASON AVERAGE,
BY STATE AND UNITED STATES, 1949-78

YEAR	JAN	FEB	MAR	APR	MAY	JUN	JUL	AUG	SEP	OCT	NOV	DEC	SEASON AVERAGE
DOLLARS PER BUSHEL													
IOWA													
1949	1.20	1.06	1.07	1.03	1.00	.98	.93	.97	1.17	1.01	1.07	1.08	1.01
1950	1.12	1.13	1.14	1.20	1.16	1.20	1.21	1.17	1.21	1.17	1.22	1.30	1.20
1951	1.31	1.31	1.31	1.31	1.26	1.16	1.15	1.10	1.08	1.15	1.27	1.27	1.14
1952	1.25	1.23	1.26	1.24	1.19	1.12	1.12	1.20	1.20	1.20	1.23	1.25	1.18
1953	1.25	1.21	1.20	1.16	1.15	1.10	1.08	1.12	1.10	1.15	1.10	1.15	1.12
1954	1.15	1.15	1.15	1.15	1.10	1.00	1.00	1.00	1.08	1.10	1.10	1.10	1.05
1955	1.10	1.07	1.02	1.02	1.05	1.00	.91	.92	.92	.93	.93	.91	.92
1956	.95	.95	.91	.96	1.00	.94	.95	.97	1.00	1.00	1.00	1.00	.99
1957	1.00	1.00	1.00	1.00	1.00	.90	.85	.85	.85	.85	.85	.85	.90
1958	.80	.85	.85	.90	.85	.80	.80	.80	.80	.80	.85	.85	.91
1959	.85	.85	.85	.80	.80	.80	.76	.80	.80	.75	.78	.78	.78
1960	.80	.78	.77	.78	.80	.75	.72	.77	.75	.72	.73	.70	.75
1961	.70	.71	.71	.71	.71	.71	.73	.75	.80	.80	.80	.80	.78
1962	.80	.80	.80	.80	.78	.73	.75	.75	.78	.76	.75	.75	.76
1963	.80	.82	.82	.82	.82	.82	.80	.75	.78	.82	.82	.82	.81
1964	.82	.82	.81	.81	.83	.83	.81	.80	.85	.83	.83	.89	.85
1965	.89	.90	.90	.91	.94	.94	.93	.93	.95	.95	.95	.97	.96
1966	.99	1.02	1.01	.99	.99	.96	.99	1.02	1.02	1.01	1.00	1.00	1.00
1967	1.01	1.00	1.00	1.00	1.00	1.00	.99	.94	.90	.91	.91	.91	.92
1968	.93	.93	.92	.90	.90	.88	.83	.79	.85	.83	.84	.84	.85
1969	.84	.86	.86	.86	.86	.84	.83	.78	.88	.88	.88	.88	.86
1970	.88	.88	.88	.88	.92	.92							.87
1971													.82
1972													1.02
1973													
1974													
1975													
1976													
1977													
1978													
KANSAS													
1949	1.12	1.01	1.01	.99	.91	.85	.86	.90	.95	.94	.93	.96	.94
1950	.96	.95	.96	.99	1.05	1.02	1.05	1.09	1.12	1.06	1.11	1.20	1.14
1951	1.23	1.31	1.28	1.28	1.29	1.28	1.17	1.14	1.17	1.19	1.28	1.33	1.25
1952	1.36	1.34	1.34	1.32	1.28	1.15	1.17	1.32	1.34	1.36	1.34	1.38	1.29
1953	1.39	1.29	1.35	1.31	1.31	1.11	1.06	1.15	1.21	1.21	1.16	1.17	1.15
1954	1.21	1.21	1.21	1.19	1.14	.85	.92	1.01	1.11	1.15	1.13	1.14	1.03
1955	1.15	1.12	1.08	1.05	1.06	.89	.86	.87	.88	.89	.90	.89	.89
1956	.89	.89	.88	.91	.94	.80	.87	.94	.96	.99	1.04	1.09	.93
1957	1.11	1.09	1.07	1.06	1.01	.85	.81	.79	.79	.77	.80	.80	.84
1958	.78	.76	.75	.75	.73	.64	.70	.74	.75	.75	.78	.80	.81
1959	.81	.80	.80	.81	.79	.64	.70	.72	.72	.72	.73	.75	.70
1960	.75	.75	.76	.76	.76	.70	.65	.68	.69	.70	.70	.71	.71
1961	.73	.74	.73	.73	.73	.69	.74	.76	.77	.80	.83	.85	.86
1962	.87	.89	.87	.89	.88	.85	.85	.85	.85	.86	.86	.87	.86
1963	.87	.88	.89	.88	.88	.81	.84	.88	.88	.90	.91	.91	.87
1964	.92	.94	.93	.92	.90	.79	.78	.82	.85	.88	.90	.91	.85
1965	.93	.92	.92	.94	.93	.88	.88	.91	.89	.91	.93	.96	.91
1966	.96	.96	.96	.96	.96	.90	.94	.98	1.00	1.00	1.01	1.04	.97
1967	1.04	1.03	1.04	1.01	1.00	.98	.98	.96	.96	.97	.99	.98	.98
1968	1.00	1.01	1.01	1.01	1.00	.92	.91	.90	.90	.90	.93	.92	.91
1969	.91	.91	.91	.90	.91	.79	.78	.81	.80	.82	.85	.86	.82
1970	.86	.88	.86	.86	.86	.74	.74	.77	.87	.90	.91	.93	.85
1971	.95	.95	.97	.96	.97	.97	.96	.95	.96	.94	.94	.98	.97
1972	.99	.97	.97	.96	.97	.90	.90	.92	.93	.97	1.02	1.20	1.01
1973	1.23	1.23	1.23	1.25	1.26	1.32	1.34	1.61	1.64	1.69	1.68	1.78	1.64
1974	1.91	1.96	1.98	1.82	1.73	1.63	1.70	2.04	2.18	2.36	2.44	2.45	2.06
1975	2.31	2.16	2.03	2.09	2.06	1.97	1.98	2.00	2.06	2.02	2.03	1.99	2.02
1976	2.03	2.09	2.11	2.10	2.11								2.00
1977													1.51
1978													1.70

ALL BARLEY: PRICES RECEIVED BY FARMERS, MONTHLY AND SEASON AVERAGE,
BY STATE AND UNITED STATES, 1949-78

YEAR	JAN	FEB	MAR	APR	MAY	JUN	JUL	AUG	SEP	OCT	NOV	DEC	SEASON AVERAGE
DOLLARS PER BUSHEL													
KENTUCKY													
1949	1.36	1.23	1.21	1.21	1.23	.96	.91	.97	.99	1.07	1.04	1.04	.97
1950	1.11	1.11	1.11	1.12	1.11	1.06	1.05	1.09	1.15	1.20	1.24	1.24	1.09
1951	1.20	1.30	1.25	1.20	1.18	1.15	1.15	1.21	1.27	1.37	1.37	1.40	1.21
1952	1.40	1.40	1.40	1.44	1.40	1.34	1.34	1.54	1.57	1.60	1.45	1.46	1.38
1953	1.44	1.40	1.40	1.40	1.30	1.06	1.02	1.04	1.15	1.23	1.15	1.17	1.07
1954	1.17	1.20	1.24	1.15	1.05	.91	.87	.98	1.22	1.20	1.15	1.19	.97
1955	1.15	1.11	1.11	1.11	1.10	.88	.89	.91	.92	.95	.90	.90	.90
1956	.91	.93	.95	.97	1.00	.93	.91	.91	.96	.96	.98	1.01	.94
1957	1.02	1.01	1.01	1.03	.99	.88	.89	.95	1.04	1.02	.94	.96	.90
1958	.95	.96	.97	.99	1.01	.92	.94	.94	.95	.96	.95	.95	.93
1959	.95	.95	.96	.97	.96	.89	.94	.95	1.00	.95	.95	.95	.92
1960	.95	.95	.95	1.00	.95	.86	.86	.88	.88	.91	.87	.87	.88
1961	.85	.90	.86	.89	.86	.81	.82	.85	.87	.87	.86	.88	.82
1962	.88	.90	.88	.88	.88	.87	.87	.89	.91	.89	.90	.92	.88
1963	.90	.92	.94	.95	.95	.92	.94	.96	.95	.95	.96	.97	.93
1964	.97	1.00	.98	.98	.95	.86	.85	.86	.89	.90	.91	.93	.87
1965	.94	.97	.98	.98	.97	.93	.92	.96	.97	.97	.97	.98	.94
1966	.98	.99	1.00	1.00	.99	.96	.98	1.00	1.03	1.06	1.09	1.04	.97
1967	1.03	1.04	1.06	1.04	1.02	1.00	.96	.98	.96	.96	.95	.96	.99
1968	.98	.96	.98	.98	.95	.93	.92	.92	.91	.88	.89	.89	.93
1969	.96	.94	.95	.93	.95	.84	.84	.87	.90	.93	.91	.95	.85
1970	.95	.95	.94	.95	.91	.84	.85	.91	1.01	1.05	1.06	1.06	.87
1971	1.10	1.11	1.07	1.07	1.07	1.02	1.02	.98	.93	.93	.92	.93	1.01
1972	.99	1.00	.95	.95	.90	.85	.87	.88	.92	.91	.96	1.04	.88
1973	1.15	1.16	1.14	1.14	1.15	1.45	1.50	1.66	1.67	1.63	1.68	1.68	1.50
1974	1.84	1.97	2.06	1.81	1.75	1.77	1.79	1.87	1.95	2.10	2.12	2.09	1.81
1975	2.05	2.02	2.00	1.95	1.93	1.76	1.76	1.81	1.82	1.87	1.87	1.84	1.77
1976	1.89	1.87	1.88	1.93	1.86								1.90
1977													1.50
1978													1.65
MAINE													
1949	1.40	1.25	1.30	1.30	1.30	1.30	1.30	1.35	1.40	1.40	1.40	1.40	1.28
1950	1.35	1.30	1.35	1.35	1.40	1.40	1.40	1.40	1.40	1.40	1.40	1.40	1.42
1951	1.45	1.45	1.45	1.45	1.40	1.30	1.30	1.25	1.20	1.25	1.25	1.25	1.28
1952	1.30	1.30	1.30	1.30	1.30	1.25	1.25	1.25	1.25	1.25	1.25	1.30	1.20
1953	1.20	1.20	1.15	1.15	1.15	1.15	1.20	1.20	1.20	1.20	1.15	1.15	1.20
1954	1.15	1.15	1.15	1.15	1.15	1.20	1.20	1.20	1.25	1.25	1.25	1.25	1.22
1955	1.25	1.25	1.20	1.20	1.20	1.20	1.20	1.10	1.10	1.10	1.10	1.10	1.15
1956	1.10	1.15	1.15	1.20	1.25	1.25	1.25	1.30	1.25	1.25	1.25	1.15	1.16
1957	1.15	1.15	1.15	1.15	1.15	1.10	1.05	1.10	1.05	1.05	1.00	1.00	1.05
1958													1.10
1959													1.05
1960													
1961													
1962													
1963													
1964													
1965													
1966													
1967													
1968													
1969													
1970													
1971													
1972													
1973													
1974													
1975													
1976													
1977													
1978													

ALL BARLEY: PRICES RECEIVED BY FARMERS, MONTHLY AND SEASON AVERAGE,
BY STATE AND UNITED STATES, 1949-78

YEAR	JAN	FEB	MAR	APR	MAY	JUN	JUL	AUG	SEP	OCT	NOV	DEC	SEASON AVERAGE
DOLLARS PER BUSHEL													
MARYLAND													
1949	1.27	1.10	1.14	1.09	1.14	.87	.78	.80	.88	.96	1.00	1.00	.86
1950	1.05	1.05	1.05	1.05	1.05	1.06	.87	.98	1.02	1.05	1.06	1.20	1.04
1951	1.27	1.32	1.33	1.34	1.32	1.20	1.02	1.00	1.11	1.14	1.29	1.33	1.14
1952	1.38	1.38	1.39	1.36	1.36	1.24	1.07	1.19	1.28	1.29	1.33	1.38	1.21
1953	1.35	1.35	1.32	1.30	1.26	1.05	1.00	1.01	1.06	1.09	1.10	1.13	1.04
1954	1.16	1.14	1.15	1.12	1.08	.97	.91	.95	1.04	1.09	1.11	1.14	.98
1955	1.15	1.16	1.14	1.10	1.08	.95	.86	.84	.86	.87	.92	.96	.93
1956	1.00	1.00	1.02	1.03	1.05	1.00	.90	.90	.93	.94	.99	1.05	.96
1957	1.12	1.12	1.10	1.06	1.03	.85	.81	.85	.92	.96	1.01	1.03	.88
1958	1.05	1.09	1.07	1.07	1.04	.98	.91	.94	.96	.97	.97	1.00	.97
1959	1.01	1.02	1.03	1.05	1.05	.93	.94	.95	.95	.96	.99	1.02	.95
1960	1.03	1.04	1.09	1.08	1.08	.93	.84	.83	.85	.86	.86	.88	.90
1961	.90	.94	.94	.91	.90	.80	.71	.76	.78	.80	.83	.91	.82
1962	.95	.98	1.00	1.00	.99	.90	.90	.92	.94	.96	.97	1.00	.91
1963	1.01	1.02	1.02	1.00	.97	.91	.91	.94	.97	.98	1.05	1.05	.92
1964	1.02	1.03	1.05	1.05	.99	.85	.80	.83	.87	.89	.93	.94	.85
1965	.96	.98	.97	1.01	.95	.89	.90	.90	.92	.97	.95	1.00	.90
1966	1.01	1.03	1.01	1.00	1.02	.90	.90	.93	.96	1.00	1.05	.99	.92
1967	1.08	1.10	1.12	1.14	1.10	.96	.93	.93	.95	.94	.98	.95	.95
1968	.96	.97	.97	.95	.89	.80	.75	.76	.79	.81	.84	.88	.81
1969	.88	.92	.94	.94	.94	.84	.80	.82	.82	.83	.86	.91	.84
1970	.95	.98	1.00	.98	.97	.82	.83	.87	.93	.95	1.02	1.08	.85
1971	1.13	1.17	1.17	1.12	1.12	1.07	1.02	1.01	.99	1.00	.98	.99	1.05
1972	1.04	1.04	1.07	1.06	1.04	.89	.91	.91	.97	1.05	1.10	1.25	.93
1973	1.32	1.30	1.34	1.31	1.30	1.50	1.54	1.78	1.75	1.88	1.86	2.02	1.56
1974	2.14	2.25	2.33	2.18	2.01	1.83	1.86	2.11	2.18	2.37	2.38	2.30	1.88
1975	2.38	2.28	2.09	2.05	1.88	1.62	1.49	1.62	1.70	1.76	1.76	1.79	1.61
1976	1.78	1.81	1.85	1.83	1.78								1.90
1977													1.88
1978													1.80
MICHIGAN													
1949	1.29	1.13	1.13	1.07	1.09	1.06	1.03	.94	1.03	1.07	1.12	1.11	1.03
1950	1.08	1.04	1.05	1.05	1.12	1.14	1.13	1.19	1.17	1.16	1.07	1.19	1.20
1951	1.20	1.29	1.28	1.22	1.21	1.12	1.12	1.14	1.16	1.19	1.27	1.32	1.20
1952	1.32	1.30	1.25	1.26	1.22	1.17	1.15	1.15	1.17	1.19	1.19	1.18	1.16
1953	1.23	1.15	1.12	1.13	1.10	1.12	1.05	1.05	1.10	1.08	1.06	1.08	1.05
1954	1.06	1.07	1.02	1.02	.97	.97	.90	.96	1.04	1.07	1.05	1.02	.97
1955	1.01	1.01	1.00	.98	.95	.94	.89	.89	.89	.91	.90	.90	.89
1956	.90	.89	.87	.88	.93	.91	.87	.91	.95	1.00	1.03	1.00	.92
1957	.92	.93	.93	.90	.89	.90	.85	.83	.80	.82	.85	.84	.85
1958	.84	.83	.83	.87	.82	.80	.80	.81	.84	.82	.82	.84	.83
1959	.84	.84	.85	.85	.85	.82	.79	.80	.83	.81	.81	.82	.80
1960	.84	.82	.82	.82	.83	.80	.76	.78	.76	.76	.77	.78	.77
1961	.76	.79	.77	.77	.78	.78	.76	.80	.77	.78	.80	.80	.78
1962	.80	.82	.82	.82	.84	.83	.84	.83	.84	.83	.81	.82	.84
1963	.84	.87	.87	.85	.86	.83	.81	.81	.81	.87	.86	.86	.83
1964	.88	.88	.88	.87	.85	.82	.78	.79	.82	.81	.82	.86	.81
1965	.86	.84	.88	.88	.86	.82	.81	.85	.82	.86	.85	.88	.83
1966	.87	.87	.86	.90	.93	.81	.81	.84	.85	.84	.85	.82	.83
1967	.85	.85	.87	.89	.87	.85	.89	.90	.92	.89	.84	.90	.90
1968	.90	.93	.90	.90	.90	.87	.79	.78	.78	.80	.78	.80	.79
1969	.80	.80	.81	.78	.80	.78	.78	.78	.85	.78	.72	.81	.78
1970	.78	.78	.78	.78	.78	.78	.78	.78	.85	.78	.72	.81	.78
1971													.79
1972													.92
1973													.85
1974													1.85
1975													2.50
1976													2.73
1977													3.25
1978													2.53
													2.60

ALL BARLEY: PRICES RECEIVED BY FARMERS, MONTHLY AND SEASON AVERAGE,
BY STATE AND UNITED STATES, 1949-78

YEAR	JAN	FEB	MAR	APR	MAY	JUN	JUL	AUG	SEP	OCT	NOV	DEC	SEASON AVERAGE
DOLLARS PER BUSHEL													
MINNESOTA													
1949	1.24	1.09	1.11	1.02	1.00	1.00	1.04	1.05	1.22	1.25	1.29	1.23	1.15
1950	1.24	1.24	1.25	1.28	1.33	1.35	1.41	1.24	1.31	1.26	1.30	1.38	1.33
1951	1.44	1.47	1.49	1.43	1.37	1.21	1.14	1.18	1.11	1.21	1.33	1.32	1.20
1952	1.34	1.26	1.23	1.20	1.17	1.15	1.21	1.41	1.32	1.30	1.32	1.32	1.30
1953	1.26	1.18	1.25	1.22	1.21	1.14	1.09	1.04	1.04	1.07	1.08	1.09	1.10
1954	1.10	1.11	1.11	1.11	1.11	1.07	1.03	1.06	1.08	1.11	1.10	1.05	1.10
1955	1.07	1.06	1.07	1.05	1.07	1.03	.97	.88	.89	.89	.92	.90	.89
1956	.88	.88	.91	.93	.95	.94	.95	.95	.89	.88	.93	.94	.96
1957	.94	.93	.92	.92	.91	.86	.83	.81	.83	.88	.89	.86	.88
1958	.85	.89	.85	.91	.93	.92	.91	.85	.84	.86	.84	.87	.90
1959	.88	.87	.86	.87	.85	.85	.85	.84	.84	.86	.88	.84	.84
1960	.86	.84	.83	.84	.84	.85	.82	.82	.81	.84	.82	.82	.82
1961	.82	.84	.85	.87	.89	.86	.98	1.06	1.10	1.14	1.15	1.13	1.07
1962	1.16	1.14	1.10	1.07	1.01	.96	.96	.86	.82	.79	.81	.81	.84
1963	.81	.82	.82	.81	.83	.84	.82	.78	.82	.84	.86	.85	.82
1964	.84	.85	.85	.86	.87	.85	.84	.81	.89	.87	.89	.89	.89
1965	.91	.95	.96	.96	.99	.97	1.01	1.00	.98	1.00	1.04	1.05	1.02
1966	1.06	1.11	1.10	1.05	1.06	1.05	1.06	1.05	1.05	1.06	1.07	1.04	1.04
1967	1.08	1.04	1.06	1.05	1.05	1.05	1.05	1.04	1.04	1.04	1.02	.97	.99
1968	1.00	1.00	.99	.99	.99	.95	.90	.70	.86	.85	.87	.83	.87
1969	.84	.87	.87	.90	.88	.88	.86	.69	.80	.81	.82	.82	.80
1970	.82	.80	.81	.82	.85	.87	.86	.84	.91	.94	.94	.95	.93
1971	.96	1.01	.99	.97	.97	.96	.95	.77	.78	.84	.86	.86	.84
1972	.88	.88	.87	.86	.88	.90	.89	.84	.91	.99	1.01	1.09	1.09
1973	1.22	1.17	1.19	1.21	1.22	1.36	1.37	1.97	2.05	2.03	1.89	2.01	2.15
1974	2.12	2.55	2.78	2.19	2.16	2.38	2.54	2.95	3.02	3.41	3.82	3.52	3.09
1975	3.49	3.33	2.90	3.11	3.14	2.70	2.71	2.79	3.10	3.03	2.76	2.59	2.71
1976	2.44	2.42	2.48	2.47	2.53	2.79	2.79	2.69	2.77	2.59	2.44	2.37	2.35
1977	2.30	2.22	2.29	2.25	2.20	1.79	1.41	1.35	1.50	1.75	1.81	1.81	1.63
1978	1.73	1.81	1.86	1.92	2.00	1.93	1.65	1.64	1.71	1.87	1.93	1.96	1.87
MISSISSIPPI													
1949	1.45	1.30	1.35	1.25	1.25	1.25	1.25	1.25	1.25	1.25	1.35	1.30	1.25
1950	1.25	1.25	1.25	1.25	1.25	1.25	1.25	1.30	1.30	1.30	1.30	1.30	
1951	1.30	1.30	1.30	1.30	1.25	1.20	1.20	1.20	1.30	1.35	1.40		
1952													1.10
1953													1.05
1954													.92
1955													.88
1956													.79
1957													.87
1958													.86
1959													
1960													
1961													
1962													
1963													
1964													
1965													
1966													
1967													
1968													
1969													
1970													
1971													
1972													
1973													
1974													
1975													
1976													
1977													
1978													

ALL BARLEY: PRICES RECEIVED BY FARMERS, MONTHLY AND SEASON AVERAGE,
BY STATE AND UNITED STATES, 1949-78

YEAR	JAN	FEB	MAR	APR	MAY	JUN	JUL	AUG	SEP	OCT	NOV	DEC	SEASON AVERAGE
DOLLARS PER BUSHEL													
MISSOURI													
1949	1.22	1.15	1.14	1.14	1.05	.95	.89	.92	1.02	1.00	.99	1.01	.98
1950	1.03	1.03	1.09	1.15	1.18	1.13	1.14	1.15	1.21	1.24	1.20	1.23	1.20
1951	1.28	1.32	1.33	1.34	1.32	1.27	1.23	1.26	1.32	1.30	1.34	1.36	1.28
1952	1.42	1.39	1.35	1.36	1.29	1.24	1.26	1.42	1.42	1.44	1.43	1.36	1.29
1953	1.36	1.31	1.30	1.30	1.27	.98	1.05	1.15	1.28	1.25	1.20	1.17	1.09
1954	1.16	1.16	1.18	1.18	1.15	.90	.93	1.08	1.15	1.22	1.24	1.24	1.03
1955	1.22	1.23	1.21	1.16	1.11	.88	.89	.91	.92	.94	.91	.93	.90
1956	.92	.94	.93	.97	.97	.85	.90	.95	.99	.97	1.01	1.05	.92
1957	1.04	1.04	1.04	1.02	1.00	.89	.88	.89	.91	.90	.91	.91	.89
1958	.88	.88	.88	.88	.87	.78	.80	.84	.86	.85	.86	.87	.83
1959	.92	.92	.93	.92	.92	.80	.84	.86	.86	.83	.85	.86	.83
1960	.87	.87	.87	.87	.86	.79	.79	.82	.81	.81	.83	.82	.80
1961	.84	.84	.84	.83	.83	.78	.81	.83	.85	.86	.90	.91	.84
1962	.94	.94	.94	.94	.94	.88	.91	.92	.95	.92	.91	.93	.91
1963	.96	.97	.96	.96	.94	.90	.90	.95	.96	.97	.94	.95	.92
1964	.94	.95	.96	.97	.98	.87	.86	.87	.89	.93	.92	.98	.89
1965	.98	1.01	1.00	1.00	.98	.98	.96	.93	.95	.92	.96	.98	.97
1966	.99	.99	.99	.99	1.00	.96	.96	.98	1.00	1.00	1.01	1.00	.98
1967	1.04	1.04	1.03	1.03	1.03	.98	.98	.98	.98	1.01	.99	1.00	.99
1968	1.00	1.01	1.02	1.00	1.00	.95	.93	.91	.97	.95	.96	.93	.94
1969	.96	.98	.98	.97	.95	.89	.84	.89	.89	.90	.90	.90	.88
1970	.90	.91	.89	.85	.85								.93
1971													1.00
1972													1.03
1973													1.50
1974													2.25
1975													1.90
1976													2.00
1977													1.55
1978													
MONTANA													
1949	.95	.90	.93	.84	.82	.78	.80	.84	.91	.93	.93	.94	.89
1950	.94	.95	.93	.96	.96	.97	.95	.89	.86	.85	.87	.90	.95
1951	1.02	1.04	1.03	.97	.99	.99	.98	.97	.98	.99	1.10	1.20	1.07
1952	1.29	1.28	1.24	1.26	1.21	1.10	1.13	1.16	1.30	1.27	1.26	1.25	1.22
1953	1.22	1.12	1.12	1.12	1.10	1.07	1.00	.91	.91	.91	.94	.96	1.02
1954	.98	1.00	.97	.90	.90	.90	.82	.80	.84	.86	.87	.89	.97
1955	.87	.87	.87	.85	.85	.85	.79	.65	.68	.69	.72	.73	.77
1956	.75	.74	.73	.74	.74	.74	.74	.76	.77	.77	.79	.82	.83
1957	.84	.80	.80	.75	.74	.66	.68	.61	.63	.65	.66	.67	.72
1958	.68	.69	.69	.69	.70	.70	.70	.68	.70	.73	.76	.78	.75
1959	.80	.79	.78	.76	.77	.75	.68	.64	.66	.70	.70	.70	.67
1960	.69	.67	.67	.65	.66	.64	.64	.63	.64	.67	.69	.69	.66
1961	.68	.68	.68	.67	.68	.70	.74	.79	.83	.83	.84	.87	.86
1962	.88	.91	.90	.91	.90	.86	.83	.74	.75	.74	.74	.76	.74
1963	.73	.74	.72	.71	.72	.70	.69	.62	.66	.73	.74	.76	.72
1964	.77	.74	.73	.76	.77	.78	.75	.70	.75	.76	.78	.81	.78
1965	.82	.83	.83	.83	.82	.84	.85	.82	.82	.83	.84	.87	.87
1966	.90	.95	.91	.88	.89	.87	.88	.88	.89	.89	.89	.90	.87
1967	.90	.86	.85	.86	.86	.86	.86	.85	.84	.85	.86	.87	.86
1968	.90	.90	.87	.87	.85	.86	.82	.72	.72	.74	.76	.70	.78
1969	.82	.84	.83	.83	.83	.82	.82	.70	.70	.73	.73	.73	.71
1970	.74	.71	.68	.66	.67	.67	.67	.65	.71	.74	.74	.78	.78
1971	.82	.87	.84	.86	.97	.93	.95	.78	.81	.83	.86	.89	.88
1972	.89	.95	.93	.94	.94	.93	.94	.93	.99	1.11	1.19	1.29	1.22
1973	1.43	1.37	1.38	1.30	1.35	1.55	1.70	2.25	2.12	2.23	1.99	2.15	2.17
1974	2.34	2.46	2.37	1.93	1.95	2.20	2.21	2.55	2.63	2.77	3.04	3.00	2.61
1975	2.85	2.48	2.18	2.40	2.46	2.31	2.19	2.36	2.39	2.27	1.98	1.94	2.10
1976	1.97	2.05	2.06	2.00	2.05	2.17	2.18	2.05	2.12	1.98	1.88	1.87	2.03
1977	2.08	2.00	2.12	2.07	2.05	1.85	1.81	1.50	1.44	1.43	1.53	1.65	1.68
1978	1.71	1.72	1.87	1.96	1.88	1.85	1.88	1.67	1.65	1.75	1.75	1.70	1.70

ALL BARLEY: PRICES RECEIVED BY FARMERS, MONTHLY AND SEASON AVERAGE,
BY STATE AND UNITED STATES, 1949-78

YEAR	JAN	FEB	MAR	APR	MAY	JUN	JUL	AUG	SEP	OCT	NOV	DEC	SEASON AVERAGE
DOLLARS PER BUSHEL													
NEBRASKA													
1949	1.05	.98	1.03	.96	.88	.84	.81	.83	.92	.90	.91	.92	.91
1950	.93	.92	.94	.98	1.01	.98	.99	1.01	1.02	1.03	1.07	1.12	1.09
1951	1.16	1.21	1.22	1.24	1.24	1.19	1.12	1.03	1.06	1.15	1.25	1.28	1.20
1952	1.33	1.30	1.29	1.28	1.25	1.14	1.13	1.21	1.31	1.30	1.30	1.29	1.22
1953	1.29	1.22	1.23	1.18	1.17	1.13	1.10	1.00	1.01	1.04	1.11	1.11	1.07
1954	1.07	1.09	1.15	1.14	1.10	1.08	1.01	1.03	1.06	1.07	1.09	1.10	1.05
1955	1.11	1.07	1.07	1.06	1.07	1.04	.99	.90	.95	.93	.92	.93	.93
1956	.92	.91	.91	.93	.95	.90	.94	1.01	1.03	1.03	1.05	1.06	1.02
1957	1.06	1.06	1.05	1.06	1.04	.95	.83	.76	.75	.75	.76	.75	.80
1958	.75	.72	.74	.74	.74	.70	.56	.70	.71	.73	.73	.75	.88
1959	.76	.75	.76	.77	.77	.76	.68	.70	.72	.73	.74	.75	.73
1960	.75	.75	.75	.75	.73	.72	.65	.67	.69	.69	.70	.71	.71
1961	.73	.73	.73	.72	.72	.73	.73	.76	.77	.80	.82	.81	.81
1962	.82	.82	.82	.82	.84	.84	.82	.81	.80	.82	.84	.84	.83
1963	.84	.85	.84	.84	.85	.84	.80	.81	.84	.84	.85	.85	.84
1964	.87	.87	.86	.87	.87	.84	.81	.83	.84	.87	.89	.90	.88
1965	.93	.95	.95	.95	.96	.97	.89	.84	.88	.91	.93	.93	.91
1966	.96	.95	.99	.93	.96	.96	.93	.95	.97	.99	1.00	1.02	.98
1967	1.01	1.01	.99	.99	1.00	.98	.97	.95	.92	.95	.94	.94	.95
1968	.95	.95	.96	.96	.95	.95	.90	.85	.85	.86	.85	.87	.88
1969	.90	.91	.91	.91	.91	.88	.86	.87	.87	.89	.89	.91	.88
1970	.89	.89	.89	.89	.88	.86							.89
1971													.91
1972													1.03
1973													1.75
1974													2.20
1975													2.05
1976													1.95
1977													1.59
1978													1.70
NEVADA													
1949	1.30	1.25	1.25	1.20	1.25	1.30	1.25	1.05	1.05	1.05	1.10	1.00	1.09
1950	1.14	1.12	1.18	1.20	1.20	1.20	1.27	1.20	1.24	1.15	1.15	1.20	1.22
1951	1.22	1.30	1.30	1.35	1.40	1.40	1.40	1.40	1.35	1.50	1.65	1.75	1.53
1952	1.70	1.70	1.70	1.70	1.70	1.70	1.70	1.60	1.60	1.55	1.55	1.55	1.57
1953	1.55	1.50	1.50	1.50	1.45	1.45	1.50	1.30	1.30	1.27	1.27	1.28	1.30
1954	1.28	1.30	1.30	1.30	1.30	1.30	1.25	1.20	1.20	1.20	1.20	1.25	1.22
1955	1.25	1.24	1.24	1.24	1.24	1.24	1.24	1.15	1.13	1.13	1.13	1.15	1.16
1956	1.15	1.15	1.20	1.23	1.24	1.20	1.20	1.18	1.15	1.15	1.16	1.20	1.19
1957	1.25	1.25	1.25	1.25	1.20	1.15	1.10	1.05	1.05	1.05	1.05	1.10	1.07
1958	1.10	1.10	1.10	1.09	1.07	1.10	1.10	1.10	1.10	1.05	1.15	1.15	1.12
1959	1.15	1.15	1.15	1.15	1.15	1.15	1.10	1.10	1.10	1.15	1.20	1.15	1.13
1960	1.15	1.15	1.15	1.15	1.15	1.15	1.10	1.10	1.10	1.15	1.16	1.15	1.12
1961	1.15	1.15	1.15	1.15	1.15	1.10	1.15	1.15	1.15	1.15	1.15	1.15	1.16
1962	1.20	1.20	1.20	1.15	1.20	1.18	1.20	1.17	1.19	1.19	1.19	1.20	1.19
1963	1.20	1.25	1.20	1.15	1.15	1.15	1.10	1.10	1.15	1.15	1.15	1.15	1.13
1964	1.15	1.15	1.15	1.15	1.10	1.10	1.15	1.15	1.15	1.15	1.15	1.15	1.15
1965	1.15	1.15	1.15	1.15	1.15	1.15	1.15	1.15	1.15	1.15	1.15	1.15	1.16
1966	1.15	1.20	1.20	1.20	1.18	1.16	1.16	1.18	1.18	1.18	1.23	1.25	1.20
1967	1.25	1.25	1.25	1.25	1.25			1.20	1.20	1.20	1.20	1.15	1.18
1968	1.15	1.15	1.15	1.10	1.10		1.10	1.10	1.10	1.10	1.10	1.15	1.13
1969	1.20	1.20	1.25	1.28	1.28	1.28	1.25	1.20	1.20	1.20	1.25	1.25	1.22
1970	1.25	1.25	1.25	1.20	1.20	1.10	1.10	1.10	1.10	1.15	1.20	1.25	1.18
1971	1.30	1.30	1.30	1.35	1.40	1.35	1.30	1.30	1.30	1.30	1.30	1.30	1.31
1972	1.30	1.35	1.35	1.35	1.35	1.35	1.30	1.30	1.35	1.35	1.40	1.50	1.40
1973	1.60	1.65	1.60	1.60	1.60	1.80	1.80	2.40	2.40	2.45	2.40	2.45	2.39
1974	2.55	2.70	2.70	2.40	2.30	2.30	2.50	2.90	2.85	2.95	3.15	3.20	2.88
1975	3.05	2.70	2.60	2.60	2.70	2.50	2.50	2.60	2.65	2.65	2.50	2.60	2.53
1976	2.50	2.45	2.45	2.41	2.41								2.45
1977													1.95
1978													2.19

ALL BARLEY: PRICES RECEIVED BY FARMERS, MONTHLY AND SEASON AVERAGE,
BY STATE AND UNITED STATES, 1949-78

YEAR	JAN	FEB	MAR	APR	MAY	JUN	JUL	AUG	SEP	OCT	NOV	DEC	SEASON AVERAGE
DOLLARS PER BUSHEL													
NEW JERSEY													
1949	1.35	1.25	1.30	1.30	1.26	1.12	.83	.89	1.01	1.01	1.10	1.10	.96
1950	1.10	1.10	1.15	1.25	1.28	1.18	1.00	1.02	1.07	1.13	1.15	1.25	1.09
1951	1.31	1.35	1.32	1.34	1.34	1.32	1.20	1.10	1.15	1.20	1.34	1.40	1.24
1952	1.45	1.42	1.41	1.41	1.40	1.33	1.25	1.25	1.32	1.27	1.27	1.30	1.28
1953	1.30	1.30	1.30	1.30	1.30	1.13	1.07	1.10	1.15	1.20	1.23	1.25	1.12
1954	1.25	1.30	1.25	1.25	1.25	1.20	.95	1.05	1.15	1.20	1.25	1.30	1.08
1955	1.25	1.30	1.27	1.27	1.25	1.20	1.00	.94	1.00	1.00	1.00	1.10	1.07
1956	1.10	1.05	1.10	1.15	1.15	1.10	.95	1.00	1.05	1.10	1.10	1.10	1.01
1957	1.10	1.10	1.10	1.10	1.05	.95	.85	.90	1.00	1.05	1.10	1.10	.92
1958	1.10	1.10	1.15	1.15	1.15	1.05	1.00	1.05	1.05	1.10	1.15	1.15	1.05
1959	1.15	1.10	1.15	1.15	1.15	1.05	.97	1.00	1.05	1.05	1.05	1.05	1.02
1960	1.05	1.05	1.10	1.10	1.10	1.00	.90	.95	1.00	1.05	1.05	1.05	.97
1961	1.05	1.05	1.05	1.05	1.00	.95	.85	.90	.95	1.00	1.05	1.05	.97
1962	1.05	1.05	1.05	1.05	1.05	.95	1.00	1.00	1.05	1.05	1.10	1.10	1.00
1963	1.10	1.10	1.10	1.10	1.10	1.10	1.10	1.10	1.10	1.15	1.15	1.15	1.11
1964	1.15	1.16	1.15	1.15	1.14	1.10	1.10	1.05	1.07	1.07	1.07	1.11	1.05
1965	1.12	1.13	1.11	1.11	1.10	.99	.98	1.00	1.07	1.07	1.10	1.18	1.02
1966	1.18	1.19	1.21	1.20	1.18	1.15	.99	1.00	1.11	1.31	1.25	1.27	1.09
1967	1.28	1.26	1.25	1.25	1.25	1.15	1.00	1.02	1.07	1.06	1.06	1.11	1.06
1968	1.13	1.10	1.08	1.05	1.02	.86	.85	.84	.85	1.05	1.17	1.22	.90
1969	1.23	1.11	1.12	1.05	1.06	.96	.85	.86	.86	1.16	1.11	1.09	.92
1970	1.00	1.05	1.10	1.14	1.15								1.00
1971													1.12
1972													1.10
1973													1.85
1974													2.00
1975													1.70
1976													2.00
1977													1.75
1978													1.75
NEW MEXICO													
1949	1.25	1.20	1.20	1.15	1.15	1.15	1.15	1.10	1.10	1.00	1.00	1.00	1.08
1950	1.05	1.01	1.06	1.10	1.10	1.10	1.05	1.10	1.10	1.15	1.20	1.20	1.14
1951	1.25	1.30	1.25	1.25	1.30	1.25	1.20	1.20	1.20	1.35	1.50	1.55	1.32
1952	1.55	1.55	1.55	1.55	1.50	1.45	1.50	1.50	1.50	1.50	1.50	1.50	1.49
1953	1.50	1.45	1.50	1.50	1.45	1.25	1.15	1.15	1.10	1.15	1.20	1.20	1.18
1954	1.25	1.25	1.30	1.30	1.35	1.20	1.10	1.20	1.20	1.20	1.20	1.20	1.16
1955	1.20	1.25	1.25	1.25	1.25	1.10	1.05	1.05	1.05	1.05	1.05	1.05	1.06
1956	1.05	1.05	1.05	1.05	1.10	.90	.95	1.00	1.05	1.10	1.20	1.25	1.05
1957	1.30	1.30	1.35	1.30	1.30	1.00	1.00	.95	.90	.90	.92	.97	.96
1958	.95	.95	.95	.95	.95	.85	.85	.87	.95	.95	.96	1.00	.92
1959	1.05	1.05	1.05	1.05	1.10	1.00	.92	.92	.97	.98	1.02	1.02	.97
1960	1.02	1.02	1.02	1.02	.98	.86	.85	.87	.88	.90	.93	.95	.90
1961	.95	.95	.95	.93	.95	.88	.95	.96	.97	1.00	1.05	1.05	.97
1962	1.05	1.05	1.02	1.02	1.00	.99	1.01	1.01	1.01	1.01	1.02	1.05	1.02
1963	1.07	1.07	1.06	1.04	1.03	.97	1.00	1.00	.97	1.00	1.01	1.03	1.00
1964	1.06	1.10	1.05	1.03	1.00	.98	.93	.97	.99	.99	1.00	1.03	.98
1965	1.08	1.04	1.04	1.02	1.02	1.02	1.02	1.05	1.05	1.03	1.05	1.07	1.04
1966	1.07	1.09	1.09	1.10	1.12	1.02	1.02	1.04	1.02	1.05	1.05	1.07	1.04
1967	1.09	1.09	1.07	1.07	1.05	1.04	1.01	1.03	1.03	1.04	1.10	1.05	1.05
1968	1.10	1.13	1.15	1.14	1.13	.95	.97	.96	.95	.96	.98	1.00	.97
1969	1.00	1.05	1.05	1.05	1.05	1.00	1.05	1.10	1.08	1.10	1.10	1.11	1.06
1970	1.13	1.14	1.12	1.08	1.08								1.05
1971													1.20
1972													1.21
1973													1.80
1974													2.30
1975													2.20
1976													2.17
1977													1.65
1978													1.95

ALL BARLEY: PRICES RECEIVED BY FARMERS, MONTHLY AND SEASON AVERAGE,
BY STATE AND UNITED STATES, 1949-78

YEAR	JAN	FEB	MAR	APR	MAY	JUN	JUL	AUG	SEP	OCT	NOV	DEC	SEASON AVERAGE
DOLLARS PER BUSHEL													
NEW YORK													
1949	1.31	1.22	1.25	1.25	1.22	1.18	1.02	1.00	1.09	1.12	1.11	1.14	1.08
1950	1.11	1.10	1.12	1.23	1.24	1.26	1.16	1.14	1.11	1.11	1.16	1.21	1.18
1951	1.26	1.28	1.30	1.29	1.31	1.25	1.22	1.15	1.10	1.14	1.20	1.30	1.21
1952	1.35	1.35	1.36	1.39	1.30	1.30	1.25	1.27	1.29	1.28	1.33	1.33	1.28
1953	1.35	1.26	1.29	1.28	1.25	1.20	1.10	1.10	1.09	1.14	1.17	1.15	1.13
1954	1.15	1.18	1.17	1.15	1.20	1.20	1.00	1.05	1.10	1.10	1.10	1.15	1.10
1955	1.12	1.14	1.13	1.13	1.13	1.10	1.02	1.02	1.01	1.01	.99	1.03	1.02
1956	1.00	.98	.98	1.03	1.06	1.06	.99	1.01	1.02	1.04	1.05	1.05	1.02
1957	1.05	1.05	1.04	1.04	1.03	1.01	.86	.90	.92	.94	.94	.97	.92
1958	.98	.95	.99	.98	.97	.98	.92	.92	.93	.94	.97	.98	.94
1959	1.03	1.04	1.04	1.02	1.02	1.02	.96	.98	.97	1.00	1.00	1.03	.98
1960	1.03	1.01	1.03	1.04	1.03	1.05	.96	.93	.97	.98	.98	.97	.97
1961	1.00	1.03	1.02	1.00	1.00	1.00	.94	.96	.96	.97	.99	1.02	.96
1962	1.02	1.01	1.03	1.01	1.02	1.00	.94	.96	.97	1.00	1.00	1.00	.96
1963	1.04	1.04	1.04	1.03	1.04	1.03	.98	.98	.98	1.02	1.02	1.05	.99
1964	1.05	1.05	1.02	1.04	1.02	1.00	.94	.97	.97	.99	1.01	1.00	.96
1965	1.02	1.01	1.01	1.01	1.01	1.00	.94	.98	.98	.96	.98	1.03	.96
1966	1.03	1.04	1.04	1.04	1.05		.96	.99	1.00	1.00	1.00	1.04	.98
1967	1.04	1.04	1.04	1.00	1.00	1.00	.98	.97	.98	.98	.97	.97	.98
1968	.99	.98	1.00	.97	.98		.85	.81	.85	.85	.85	.87	.87
1969	.92	.92	.92	.89	.88	.85	.82	.82	.85	.89	.87	.87	.85
1970	.90	.95	.92	.95	.96								1.00
1971													1.00
1972													1.65
1973													2.12
1974													1.75
1975													2.10
1976													1.50
1977													1.69
1978													
NORTH CAROLINA													
1949	1.63	1.47	1.45	1.45	1.43	1.10	1.14	1.14	1.25	1.25	1.27	1.22	1.16
1950	1.15	1.19	1.23	1.18	1.28	1.27	1.24	1.20	1.42	1.48	1.50	1.40	1.32
1951	1.42	1.48	1.52	1.52	1.55	1.35	1.26	1.25	1.27	1.30	1.35	1.45	1.33
1952	1.50	1.45	1.42	1.42	1.42	1.26	1.25	1.41	1.50	1.50	1.48	1.50	1.34
1953	1.47	1.40	1.35	1.40	1.40	1.17	1.18	1.24	1.37	1.44	1.47	1.34	1.24
1954	1.35	1.40	1.35	1.30	1.29	1.04	1.10	1.13	1.25	1.26	1.29	1.26	1.13
1955	1.32	1.30	1.25	1.22	1.22	1.14	1.07	1.08	1.09	1.11	1.11	1.13	1.11
1956	1.15	1.10	1.15	1.13	1.16	1.05	1.00	1.01	1.03	1.06	1.03	1.12	1.04
1957	1.12	1.14	1.15	1.10	1.10	.95	.99	1.02	1.03	1.03	1.10	1.10	.99
1958	1.12	1.16	1.16	1.16	1.14	1.04	1.05	1.10	1.15	1.15	1.20	1.15	1.07
1959	1.12	1.12	1.10	1.15	1.11	.96	.98	1.00	1.04	1.00	1.00	1.01	.99
1960	1.05	1.05	1.08	1.12	1.10	1.00	1.00	1.02	1.04	1.12	1.09	1.11	1.02
1961	1.14	1.20	1.15	1.10	1.10	.88	.88	.90	.92	.94	.97	1.00	.91
1962	1.02	1.03	1.02	1.03	1.05	1.00	1.00	1.00	1.00	1.00	1.04	1.05	1.01
1963	1.04	1.06	1.10	1.04	1.08	1.00	1.00	1.03	1.04	1.04	1.06	1.06	1.01
1964	1.05	1.06	1.07	1.04	1.04	.93	.96	.95	.98	.99	.98	.99	.95
1965	1.03	1.02	1.01	1.01	1.01	.95	.96	.96	.97	.98	1.00	1.01	.96
1966	1.02	1.02	1.04	1.02	1.02	.97	.99	1.02	1.05	1.05	1.08	1.10	1.00
1967	1.10	1.10	1.12	1.13	1.10	1.00	.95	1.00	1.00	1.00	1.00	1.00	1.00
1968	1.05	1.10	1.05	1.00	1.00	.90	.88	.85	.89	.90	.92	.94	.90
1969	.95	.95	.95	.95	.95	.90	.89	.92	.95	.96	.98	1.00	.92
1970	1.01	1.01	1.02	1.03	1.01	.95	.96	.99	1.06	1.10	1.10	1.12	.98
1971	1.19	1.19	1.20	1.19	1.16	1.06	1.05	1.04	1.02	1.02	1.03	1.05	1.05
1972	1.04	1.04	1.05	1.06	1.08	.95	.93	.95	1.00	1.05	1.05	1.10	.98
1973	1.10	1.10	1.16	1.15	1.18	1.45	1.48	1.71	1.73	1.70	1.68	1.70	1.54
1974	1.90	2.02	1.98	1.90	1.89	1.77	1.83	1.92	2.05	2.15	2.28	2.25	1.87
1975	2.20	2.25	2.11	1.96	1.93	1.74	1.73	1.81	1.97	1.92	1.94	1.89	1.79
1976	1.92	1.96	1.98	1.93	1.87								1.95
1977													1.80
1978													1.80

ALL BARLEY: PRICES RECEIVED BY FARMERS, MONTHLY AND SEASON AVERAGE,
BY STATE AND UNITED STATES, 1949-78

YEAR	JAN	FEB	MAR	APR	MAY	JUN	JUL	AUG	SEP	OCT	NOV	DEC	SEASON AVERAGE
DOLLARS PER BUSHEL													
NORTH DAKOTA													
1949	1.05	.94	.97	.86	.86	.84	.90	.93	1.05	1.07	1.10	1.08	1.03
1950	1.07	1.07	1.10	1.11	1.16	1.20	1.21	1.11	1.15	1.10	1.13	1.21	1.19
1951	1.31	1.34	1.34	1.28	1.21	1.08	1.01	1.03	1.00	1.06	1.19	1.18	1.08
1952	1.23	1.17	1.15	1.11	1.07	1.05	1.10	1.23	1.20	1.18	1.22	1.20	1.16
1953	1.17	1.09	1.16	1.12	1.12	.95	1.00	1.04	1.01	1.01	1.04	1.06	1.08
1954	1.08	1.07	1.07	1.04	1.07	1.04	.99	.95	.98	1.01	1.01	.99	1.02
1955	.99	.99	1.00	.96	.98	.95	.92	.80	.84	.86	.88	.86	.86
1956	.86	.84	.86	.88	.91	.87	.87	.94	.87	.88	.92	.94	.93
1957	.93	.91	.91	.91	.90	.85	.82	.78	.80	.85	.85	.85	.84
1958	.85	.88	.84	.87	.88	.89	.89	.78	.80	.79	.80	.84	.85
1959	.84	.83	.83	.84	.84	.84	.84	.77	.77	.79	.81	.79	.78
1960	.79	.78	.77	.79	.79	.78	.74	.69	.70	.71	.72	.71	.71
1961	.72	.72	.72	.74	.76	.74	.84	.93	.97	.99	1.01	1.00	.96
1962	1.01	1.01	.98	.96	.91	.87	.85	.79	.77	.78	.80	.81	.80
1963	.80	.80	.80	.82	.82	.82	.80	.68	.71	.77	.78	.78	.75
1964	.78	.77	.79	.80	.80	.81	.79	.74	.81	.83	.85	.86	.85
1965	.87	.91	.90	.91	.94	.96	.97	.91	.92	.94	.98	.99	.97
1966	1.00	1.03	1.03	1.00	1.01	.98	.98	.98	1.01	1.05	1.04	1.03	1.00
1967	1.03	1.01	1.01	1.01	1.01	1.01	1.00	.93	.91	.93	.91	.89	.90
1968	.92	.93	.93	.91	.91	.88	.81	.67	.78	.78	.79	.79	.81
1969	.80	.81	.80	.80	.80	.79	.75	.64	.70	.73	.75	.76	.73
1970	.75	.75	.75	.76	.78	.80	.78	.77	.83	.86	.85	.86	.84
1971	.87	.92	.90	.88	.88	.87	.83	.70	.73	.77	.80	.80	.78
1972	.81	.84	.81	.81	.81	.83	.83	.80	.86	.95	.94	1.07	1.04
1973	1.14	1.12	1.11	1.14	1.16	1.31	1.34	1.97	1.90	2.03	1.89	2.01	2.09
1974	2.08	2.46	2.68	2.16	2.07	2.30	2.42	2.84	2.93	3.35	3.76	3.60	3.10
1975	3.34	3.18	2.72	3.00	2.96	2.58	2.60	2.57	3.08	2.91	2.52	2.40	2.55
1976	2.28	2.24	2.28	2.28	2.34	2.68	2.61	2.50	2.48	2.29	2.11	2.03	2.24
1977	2.18	2.20	2.27	2.25	2.02	1.72	1.34	1.23	1.34	1.47	1.59	1.63	1.54
1978	1.70	1.74	1.72	1.84	1.87	1.85	1.68	1.66	1.70	1.76	1.85	1.86	1.78
OHIO													
1949	1.30	1.10	1.15	1.15	1.15	1.15	.95	.97	1.05	1.05	1.07	1.15	1.05
1950	1.15	1.15	1.15	1.20	1.20	1.20	1.10	1.10	1.20	1.10	1.20	1.30	1.16
1951	1.35	1.35	1.35	1.30	1.30	1.29	1.10	1.10	1.18	1.20	1.25	1.35	1.19
1952	1.35	1.35	1.35	1.35	1.35	1.25	1.35	1.40	1.40	1.35	1.30	1.35	1.32
1953	1.30	1.30	1.30	1.30	1.30	1.10	1.10	1.10	1.15	1.20	1.20	1.15	1.11
1954	1.20	1.25	1.20	1.20	1.20	1.10	.89	.94	1.12	1.05	1.05	1.05	1.01
1955	1.00	1.05	1.05	1.00	.95	.85	.83	.85	.85	.85	.88	.88	.85
1956	.88	.87	.86	.91	.94	.86	.87	.90	.90	.90	.96	1.00	.89
1957	.97	.96	.96	.98	.95	.83	.80	.84	.84	.84	.89	.91	.83
1958	.90	.89	.89	.90	.87	.84	.84	.89	.89	.91	.90	.88	.85
1959	.89	.92	.89	.91	.90	.85	.80	.85	.85	.85	.86	.87	.83
1960	.86	.87	.88	.88	.86	.84	.79	.81	.86	.86	.85	.87	.81
1961	.87	.85	.85	.84	.82	.83	.78	.80	.82	.82	.83	.85	.80
1962	.90	.88	.87	.90	.88	.84	.87	.88	.89	.89	.90	.90	.86
1963	.91	.89	.94	.90	.88	.89	.83	.85	.85	.87	.87	.89	.85
1964	.94	.94	.92	.92	.94	.91	.86	.87	.88	.88	.90	.91	.88
1965	.91	.91	.91	.93	.94	.90	.88	.88	.88	.92	.89	.91	.89
1966	.94	.94	.96	.98	.96	.93	.90	.92	.93	.93	.93	.91	.91
1967	.90	.88	.91	.91	.91	.90	.86	.85	.87	.90	.88	.90	.87
1968	.92	.90	.88	.88	.88	.86	.85	.78	.80	.85	.83	.82	.84
1969	.84	.86	.86	.86	.87	.86	.86	.75	.85	.85	.88	.86	.86
1970	.86	.88	.91	.91	.95	.92	.92	.90	.95	.95	.95	.95	.92
1971	.93	.95	.95	.90	.90	.90	.96	.90	.90	.95	.90	.90	.94
1972	.94	.94	.94	.94	.94	.92	.88	.92	1.00	1.00	1.00	1.10	.91
1973	1.12	1.11	1.05	1.05	1.05	1.15	1.30	1.65	1.66	1.75	1.25	1.85	1.43
1974	2.05	2.18	2.20	2.00	1.85	1.95	1.94	2.03	2.13	2.45	2.45	2.41	2.07
1975	2.41	2.41	2.02	2.37	2.18	1.94	1.90	2.10	2.21	2.10	2.10	2.10	2.00
1976	2.10	2.39	2.20	2.20	2.24								2.20
1977													2.00
1978													1.75

ALL BARLEY: PRICES RECEIVED BY FARMERS, MONTHLY AND SEASON AVERAGE,
BY STATE AND UNITED STATES, 1949-78

YEAR	JAN	FEB	MAR	APR	MAY	JUN	JUL	AUG	SEP	OCT	NOV	DEC	SEASON AVERAGE
DOLLARS PER BUSHEL													
OKLAHOMA													
1949	1.27	1.22	1.22	1.19	1.14	.94	.95	1.00	1.08	1.07	1.08	1.11	1.04
1950	1.12	1.13	1.13	1.13	1.16	1.15	1.14	1.19	1.20	1.20	1.20	1.25	1.18
1951	1.29	1.32	1.33	1.35	1.34	1.29	1.27	1.24	1.24	1.30	1.41	1.44	1.30
1952	1.45	1.44	1.45	1.45	1.37	1.24	1.30	1.39	1.40	1.40	1.45	1.42	1.31
1953	1.42	1.35	1.40	1.30	1.27	1.10	1.09	1.14	1.22	1.21	1.23	1.23	1.15
1954	1.23	1.22	1.20	1.17	1.15	.81	.88	.98	1.04	1.12	1.15	1.17	1.01
1955	1.18	1.15	1.10	1.10	1.10	.88	.87	.89	.88	.90	.88	.90	.88
1956	.90	.90	.89	.89	.90	.81	.84	.90	.96	1.02	1.10	1.14	.93
1957	1.14	1.14	1.10	1.04	.98	.78	.75	.77	.78	.77	.77	.77	.80
1958	.78	.76	.75	.73	.72	.68	.73	.76	.78	.80	.85	.86	.81
1959	.89	.89	.88	.88	.83	.69	.74	.77	.78	.79	.81	.82	.74
1960	.83	.83	.83	.82	.78	.72	.69	.72	.73	.73	.74	.75	.73
1961	.77	.79	.79	.74	.74	.73	.76	.79	.81	.86	.91	.92	.83
1962	.94	.95	.94	.96	.95	.90	.92	.92	.92	.92	.92	.92	.92
1963	.93	.94	.94	.96	.94	.87	.89	.91	.94	.95	.96	.97	.91
1964	.99	.98	.96	.93	.87	.74	.77	.82	.89	.92	.94	.98	.84
1965	.98	.93	.95	.94	.92	.85	.91	.95	.98	.99	1.00	1.01	.93
1966	1.02	1.02	1.04	1.03	1.03	.93	.97	1.00	1.01	1.02	1.02	1.04	.99
1967	1.05	1.05	1.06	1.05	1.05	.99	1.00	1.08	1.02	1.03	1.05	1.05	1.02
1968	1.08	1.08	1.09	1.09	1.02	.84	.86	.84	.85	.85	.86	.87	.86
1969	.86	.87	.87	.87	.83	.77	.78	.80	.82	.84	.88	.91	.82
1970	.94	.94	.92	.91	.86	.76	.78	.81	.88	.93	.97	1.00	.87
1971	1.00	1.02	1.03	1.04	1.05	1.12	1.12	1.09	1.02	1.00	1.01	1.01	1.08
1972	1.03	1.04	1.04	1.03	1.02	.97	1.02	1.03	1.06	1.09	1.14	1.26	1.08
1973	1.27	1.31	1.33	1.31	1.30	1.30	1.35	1.67	1.84	1.91	1.92	1.99	1.61
1974	2.05	2.11	2.09	2.02	1.95	1.87	1.92	2.15	2.24	2.41	2.58	2.56	2.21
1975	2.51	2.46	2.45	2.37	2.31	2.16	2.14	2.19	2.21	2.21	2.19	2.20	2.19
1976	2.18	2.19	2.21	2.18	2.17	2.14	2.20	2.18	2.18	2.30	2.15	2.12	2.16
1977	2.13	2.03	2.12	1.98	1.85	1.42	1.49	1.53	1.49	1.46	1.52	1.56	1.54
1978	1.57	1.63	1.69	1.60	1.61	1.61	1.57	1.51	1.55	1.73	1.80	1.98	1.69
OREGON													
1949	1.24	1.21	1.20	1.17	1.11	1.08	1.05	1.08	1.18	1.18	1.22	1.22	1.16
1950	1.24	1.26	1.24	1.26	1.26	1.24	1.22	1.24	1.21	1.20	1.21	1.22	1.25
1951	1.28	1.32	1.36	1.33	1.34	1.34	1.34	1.29	1.32	1.36	1.44	1.58	1.39
1952	1.60	1.64	1.62	1.58	1.60	1.58	1.52	1.50	1.62	1.62	1.60	1.60	1.56
1953	1.57	1.48	1.41	1.41	1.38	1.34	1.32	1.15	1.18	1.13	1.15	1.19	1.19
1954	1.19	1.19	1.19	1.14	1.14	1.17	1.10	1.08	1.10	1.10	1.10	1.12	1.17
1955	1.12	1.13	1.11	1.10	1.15	1.15	1.07	.96	.95	.97	.98	1.01	.99
1956	1.02	1.03	1.05	1.08	1.07	1.06	1.05	1.00	1.00	1.00	1.04	1.05	1.04
1957	1.05	1.05	1.02	1.00	.99	.92	.92	.90	.91	.95	.94	.98	.98
1958	.98	1.00	.98	.96	1.01	.96	.97	.98	.99	1.04	1.05	1.06	1.01
1959	1.06	1.09	1.06	1.06	1.06	1.06	1.00	.98	1.01	1.06	1.05	1.04	1.01
1960	1.05	1.03	1.04	1.03	1.00	.98	.96	1.02	1.05	1.07	1.06	1.07	1.03
1961	1.05	1.06	1.02	1.01	.99	1.01	1.00	1.01	1.04	1.08	1.08	1.08	1.06
1962	1.08	1.10	1.10	1.12	1.14	1.10	1.08	1.05	1.01	1.01	1.00	1.00	1.01
1963	1.01	1.00	.95	.96	.98	.95	.91	.90	.92	1.02	1.04	1.07	.98
1964	1.04	1.00	.98	1.00	1.00	.98	.97	1.00	1.04	1.06	1.08	1.05	1.05
1965	1.08	1.08	1.06	1.07	1.08	1.08	1.06	1.06	1.06	1.07	1.12	1.12	1.08
1966	1.16	1.19	1.16	1.15	1.15	1.11	1.15	1.16	1.19	1.16	1.15	1.17	1.16
1967	1.16	1.15	1.12	1.12	1.14	1.13	1.12	1.12	1.10	1.11	1.11	1.13	1.11
1968	1.13	1.10	1.10	1.08	1.07	1.08	1.02	.99	.97	.98	.99	1.03	1.01
1969	1.04	1.06	1.09	1.07	1.06	1.00	.98	.95	.93	.93	.96	.97	.94
1970	.95	.93	.92	.91	.92	.93	.89	.90	1.00	1.03	1.07	1.10	1.03
1971	1.13	1.15	1.13	1.16	1.23	1.19	1.15	.99	1.01	1.03	1.08	1.11	1.08
1972	1.09	1.14	1.14	1.10	1.10	1.13	1.12	1.19	1.26	1.33	1.44	1.51	1.45
1973	1.65	1.65	1.65	1.60	1.65	1.80	1.99	2.40	2.38	2.44	2.31	2.40	2.41
1974	2.67	2.72	2.68	2.23	2.27	2.30	2.51	2.90	3.07	3.14	3.52	3.48	2.98
1975	3.25	2.86	2.46	2.67	2.63	2.45	2.38	2.74	2.87	2.77	2.36	2.34	2.53
1976	2.36	2.44	2.42	2.33	2.36	2.51	2.56	2.39	2.47	2.38	2.15	2.13	2.36
1977	2.31	2.46	2.10	2.13	2.15	2.01	1.94	1.84	2.03	1.61	1.84	1.72	1.89
1978	1.90	1.99	2.02	2.16	2.22	2.15	2.05	1.98	1.90	1.80	1.83	1.84	1.91

ALL BARLEY: PRICES RECEIVED BY FARMERS, MONTHLY AND SEASON AVERAGE,
BY STATE AND UNITED STATES, 1949-78

YEAR	JAN	FEB	MAR	APR	MAY	JUN	JUL	AUG	SEP	OCT	NOV	DEC	SEASON AVERAGE
DOLLARS PER BUSHEL													
PENNSYLVANIA													
1949	1.32	1.23	1.23	1.21	1.16	.97	.80	.86	.96	.97	1.00	1.08	.94
1950	1.08	1.07	1.09	1.11	1.13	1.12	.94	1.01	1.08	1.12	1.15	1.22	1.05
1951	1.30	1.33	1.36	1.39	1.36	1.29	1.10	1.10	1.18	1.21	1.30	1.36	1.18
1952	1.38	1.38	1.38	1.38	1.35	1.31	1.14	1.25	1.30	1.30	1.33	1.37	1.22
1953	1.36	1.33	1.31	1.29	1.26	1.14	1.02	1.05	1.09	1.10	1.10	1.13	1.07
1954	1.15	1.17	1.16	1.16	1.14	1.08	.91	.99	1.08	1.12	1.15	1.19	1.02
1955	1.19	1.20	1.19	1.16	1.14	1.04	.89	.90	.93	.94	.96	.97	.94
1956	.97	.98	1.00	1.03	1.08	1.06	.92	.94	.95	1.00	1.03	1.07	.97
1957	1.11	1.10	1.08	1.08	1.05	.93	.83	.88	.97	.97	1.00	1.03	.92
1958	1.04	1.04	1.05	1.06	1.08	1.02	.93	.94	.95	.96	.98	.98	.97
1959	1.00	1.00	1.03	1.04	1.05	1.01	.96	.97	1.00	.99	1.01	1.03	1.00
1960	1.05	1.08	1.06	1.06	1.05	1.01	.87	.88	.90	.91	.93	.93	.92
1961	.95	.98	.99	.96	.96	.94	.82	.85	.87	.88	.95	.96	.89
1962	.97	.98	.97	.99	.99	.94	.91	.93	.97	.98	1.00	1.04	.95
1963	1.06	1.08	1.07	1.07	1.06	1.04	.98	.99	1.00	1.04	1.06	1.08	1.02
1964	1.08	1.08	1.07	1.07	1.05	.98	.88	.91	.95	.98	1.00	1.01	.95
1965	1.06	1.06	1.07	1.06	1.04	1.01	.93	.96	.98	.98	1.00	1.05	.98
1966	1.08	1.09	1.08	1.07	1.05	1.02	.95	1.00	1.07	1.09	1.13	1.13	1.01
1967	1.15	1.15	1.14	1.13	1.14	1.08	.95	.95	.97	.97	.98	1.00	.99
1968	1.04	1.03	1.00	.96	.98	.92	.78	.78	.81	.82	.84	.89	.84
1969	.91	.93	.93	.93	.96	.91	.86	.87	.90	.91	.92	.95	.90
1970	1.00	1.01	1.02	1.02	1.01	.98	.87	.90	.95	.99	1.01	1.05	.96
1971	1.10	1.14	1.13	1.13	1.12	1.10	1.03	1.00	.95	.99	1.00	1.02	1.03
1972	1.04	1.04	1.03	1.03	1.04	1.00	.96	.98	1.02	1.06	1.11	1.21	1.02
1973	1.27	1.27	1.29	1.29	1.30	1.42	1.47	1.73	1.72	1.77	1.81	1.94	1.65
1974	2.08	2.22	2.21	2.08	2.08	1.95	1.91	2.12	2.18	2.23	2.25	2.31	2.01
1975	2.30	2.23	2.10	2.08	2.02	1.82	1.63	1.68	1.72	1.74	1.74	1.83	1.73
1976	1.89	1.88	1.88	1.90	1.93	1.94	2.02	1.99	2.01	2.02	1.96	2.02	2.01
1977	2.30	2.13	2.14	2.38	2.36	1.85	1.83	1.67	1.73	1.85	2.23	2.16	1.93
1978	2.18	2.05	2.08	2.12	2.02	1.85	1.69	1.73	1.74	1.80	1.90	1.95	1.81
SOUTH CAROLINA													
1949	1.70	1.60	1.65	1.55	1.40	1.25	1.35	1.28	1.35	1.40	1.55	1.56	1.35
1950	1.46	1.45	1.45	1.45	1.45	1.25	1.35	1.35	1.58	1.37	1.50	1.45	1.37
1951	1.40	1.50	1.47	1.55	1.60	1.37	1.40	1.30	1.45	1.55	1.65	1.70	1.43
1952	1.65	1.60	1.35	1.60	1.55	1.27	1.35	1.41	1.60	1.60	1.65	1.60	1.39
1953	1.55	1.50	1.50	1.55	1.50	1.30	1.25	1.30	1.45	1.57	1.50	1.50	1.35
1954	1.45	1.45	1.48	1.50	1.47	1.24	1.30	1.35	1.40	1.45	1.50	1.50	1.31
1955	1.55	1.50	1.40	1.50	1.40	1.20	1.20	1.25	1.25	1.30	1.30	1.40	1.22
1956	1.38	1.35	1.30	1.30	1.25	1.04	1.10	1.15	1.20	1.25	1.22	1.26	1.10
1957	1.27	1.27	1.25	1.25	1.20	.92	1.00	1.09	1.10	1.15	1.15	1.10	1.00
1958	1.10	1.20	1.20	1.21	1.20	1.08	1.08	1.15	1.15	1.15	1.20	1.15	1.10
1959	1.15	1.15	1.15	1.15	1.10	.95	.96	.98	.97	1.00	.99	1.02	.96
1960	1.04	1.06	1.06	1.07	1.04	1.01	1.03	1.08	1.10	1.08	1.08	1.16	1.03
1961	1.10	1.17	1.13	1.11	1.09	.91	.94	.95	.97	.97	1.00	1.00	.94
1962	1.02	1.02	1.06	1.06	1.03	.98	.98	.98	1.02	1.00	1.00	1.05	.99
1963	1.04	1.05	1.06	1.06	1.09	.98	1.02	1.05	1.03	1.02	1.07	1.02	1.00
1964	1.04	1.06	1.08	1.07	1.05	.94	.94	.96	.94	.97	.99	1.01	.95
1965	1.02	.99	1.03	1.01	1.01	.98	.98	1.00	1.00	1.00	1.01	1.00	.99
1966	1.00	1.01	1.02	1.03	1.06	1.00	1.02	1.02	1.05	1.05	1.10	1.10	1.02
1967	1.08	1.11	1.12	1.11	1.13	1.01	1.01	1.01	1.01	1.01	1.01	1.03	1.01
1968	1.03	1.05	1.05	1.05	1.05	.92	.90	.90	.90	.90	.95	.95	.92
1969	.95	1.00	1.00	1.00	1.00	.95	.94	.98	.98	.97	.98	.98	.96
1970	.99	1.00	1.05	1.05	1.00								.97
1971													1.00
1972													.95
1973													1.60
1974													2.03
1975													1.97
1976													2.15
1977													1.70
1978													1.80

ALL BARLEY: PRICES RECEIVED BY FARMERS, MONTHLY AND SEASON AVERAGE,
BY STATE AND UNITED STATES, 1949-78

YEAR	JAN	FEB	MAR	APR	MAY	JUN	JUL	AUG	SEP	OCT	NOV	DEC	SEASON AVERAGE
DOLLARS PER BUSHEL													
SOUTH DAKOTA													
1949	1.00	.89	.93	.84	.80	.77	.85	.91	1.03	1.08	1.11	1.06	1.01
1950	1.06	1.06	1.09	1.12	1.18	1.20	1.21	1.11	1.15	1.11	1.12	1.16	1.17
1951	1.25	1.33	1.33	1.24	1.19	1.07	.95	1.00	.96	1.04	1.16	1.17	1.06
1952	1.22	1.15	1.14	1.10	1.06	1.06	1.09	1.25	1.21	1.20	1.21	1.20	1.16
1953	1.17	1.09	1.12	1.09	1.09	1.01	1.01	.95	.89	.91	.93	.96	1.09
1954	.95	.96	.97	.93	.93	.91	.88	.92	.98	1.01	1.02	1.00	1.01
1955	1.00	.98	.99	.98	.98	.98	.92	.81	.86	.85	.86	.85	.87
1956	.87	.87	.88	.88	.92	.89	.90	.93	.86	.86	.89	.91	.92
1957	.91	.89	.90	.89	.89	.82	.78	.76	.77	.80	.81	.79	.82
1958	.79	.78	.78	.81	.82	.82	.83	.81	.79	.82	.81	.82	.86
1959	.82	.81	.81	.82	.82	.82	.82	.81	.82	.81	.82	.82	.81
1960	.82	.82	.83	.81	.82	.81	.75	.71	.71	.73	.72	.72	.73
1961	.74	.73	.72	.73	.76	.75	.81	.89	.91	.96	.95	.95	.90
1962	.95	.97	.93	.96	.91	.86	.86	.73	.74	.74	.75	.75	.77
1963	.75	.75	.74	.74	.75	.75	.72	.69	.70	.71	.74	.74	.72
1964	.73	.74	.73	.73	.74	.74	.74	.74	.80	.80	.82	.85	.79
1965	.86	.89	.89	.89	.89	.89	.88	.87	.91	.91	.94	.96	.92
1966	.97	1.01	.99	1.00	.98	.96	.98	.95	.96	.97	.96	.98	.96
1967	1.00	.98	.99	.97	.97	.98	.96	.95	.96	.96	.94	.92	.94
1968	.93	.95	.95	.93	.94	.92	.86	.75	.81	.82	.86	.86	.85
1969	.85	.86	.87	.87	.88	.85	.81	.72	.76	.78	.78	.80	.79
1970	.80	.78	.80	.80	.82	.82	.79	.80	.83	.83	.85	.88	.84
1971	.88	.93	.92	.89	.89	.88	.81	.76	.81	.81	.82	.84	.80
1972	.85	.85	.86	.84	.87	.84	.84	.79	.81	.86	.92	.99	.96
1973	1.07	1.01	1.03	1.06	1.11	1.18	1.20	1.71	1.76	1.84	1.80	1.89	1.85
1974	2.00	2.20	2.32	1.87	1.95	2.04	2.14	2.43	2.56	2.92	3.07	3.01	2.56
1975	3.03	2.81	2.40	2.40	2.32	1.92	1.98	2.20	2.64	2.64	2.27	2.22	2.24
1976	2.09	2.10	2.08	2.11	2.12	2.27	2.30	2.27	2.35	2.21	2.19	2.08	2.18
1977	2.35	2.09	2.13	2.35	2.10	1.52	1.36	1.49	1.28	1.38	1.66	1.70	1.55
1978	1.73	1.71	1.72	1.86	1.86	1.63	1.47	1.56	1.73	1.70	1.89	1.77	1.73
TENNESSEE													
1949	1.42	1.33	1.40	1.27	1.28	.95	.96	1.06	1.11	1.20	1.18	1.18	1.00
1950	1.16	1.15	1.16	1.21	1.19	1.15	1.19	1.34	1.47	1.46	1.45	1.44	1.25
1951	1.39	1.45	1.49	1.47	1.40	1.32	1.26	1.34	1.50	1.64	1.60	1.60	1.34
1952	1.60	1.58	1.55	1.51	1.44	1.36	1.33	1.59	1.72	1.75	1.69	1.56	1.39
1953	1.45	1.45	1.43	1.40	1.35	1.09	1.09	1.19	1.26	1.28	1.22	1.24	1.12
1954	1.22	1.23	1.21	1.15	1.12	.97	.97	1.12	1.17	1.26	1.25	1.21	1.02
1955	1.20	1.24	1.20	1.20	1.11	1.02	1.03	1.08	1.11	1.12	1.09	1.07	1.04
1956	1.09	1.04	1.06	1.03	1.04	.96	.97	.98	1.02	1.13	1.11	1.11	.99
1957	1.12	1.13	1.07	1.09	1.08	.95	.99	1.04	1.02	1.08	1.03	1.05	.99
1958	1.04	1.05	1.07	1.07	1.07	.99	.99	1.02	1.06	1.09	1.07	1.06	1.00
1959	1.05	1.01	1.02	1.00	.99	.95	.91	.98	.99	.99	1.01	.97	.95
1960	.97	1.01	1.00	1.04	1.02	.93	.90	.92	.96	1.00	.96	.94	.93
1961	.99	1.01	.99	.96	.96	.90	.90	.92	.97	.97	1.02	1.04	.92
1962	1.08	1.04	1.05	1.01	.95	.93	.97	.99	1.02	1.03	1.03	1.07	.96
1963	1.07	1.10	1.06	1.06	1.04	.95	.98	1.01	1.03	1.03	1.04	1.01	.98
1964	1.04	1.04	1.04	1.01	1.01	.92	.92	.95	.98	.96	.99	1.01	.93
1965	1.02	1.01	.98	.98	1.00	.96	.97	.99	1.01			1.04	.98
1966	1.07	1.07	1.10		1.10	1.00	1.03	1.06	1.14	1.15	1.13	1.15	1.03
1967	1.12	1.14	1.14	1.15	1.10	1.08	1.01	1.06	1.06	1.04	1.04	1.02	1.06
1968	1.05	1.08	1.08	1.08	1.10	1.05	.99	1.04	1.08	1.08	1.09	1.06	1.04
1969	1.06	1.06	1.05	1.05	1.05	.97	.99	.99	.99	1.01	1.01	1.01	.98
1970	1.02	1.02	1.02	1.02	1.01								.87
1971													1.06
1972													1.00
1973													1.55
1974													2.15
1975													2.00
1976													2.05
1977													1.70
1978													1.95

ALL BARLEY: PRICES RECEIVED BY FARMERS, MONTHLY AND SEASON AVERAGE,
BY STATE AND UNITED STATES, 1949-78

YEAR	JAN	FEB	MAR	APR	MAY	JUN	JUL	AUG	SEP	OCT	NOV	DEC	SEASON AVERAGE
DOLLARS PER BUSHEL													
TEXAS													
1949	1.25	1.19	1.19	1.13	1.07	.84	.87	.93	1.01	1.00	1.03	1.03	.92
1950	1.01	1.03	1.04	1.05	1.02	1.02	1.02	1.07	1.15	1.13	1.17	1.22	1.08
1951	1.30	1.35	1.33	1.31	1.26	1.25	1.20	1.25	1.30	1.30	1.35	1.40	1.27
1952	1.41	1.35	1.37	1.37	1.35	1.22	1.30	1.37	1.43	1.45	1.40	1.50	1.30
1953	1.42	1.35	1.33	1.28	1.24	1.03	1.07	1.12	1.21	1.22	1.22	1.24	1.11
1954	1.25	1.25	1.20	1.20	1.15	.98	.91	.99	1.04	1.15	1.20	1.20	1.04
1955	1.20	1.20	1.15	1.15	1.10	1.00	.95	.95	.95	1.00	1.00	1.00	.98
1956	1.00	1.05	1.02	1.00	1.00	.92	.97	1.03	1.04	1.10	1.12	1.15	.98
1957	1.14	1.13	1.12	1.09	1.04	.87	.82	.85	.88	.88	.88	.88	.90
1958	.89	.89	.87	.83	.81	.77	.79	.83	.85	.87	.89	.91	.83
1959	.91	.91	.89	.90	.85	.77	.80	.80	.83	.85	.88	.89	.80
1960	.90	.90	.89	.88	.82	.78	.77	.78	.82	.82	.84	.82	.79
1961	.83	.83	.84	.81	.78	.77	.80	.82	.88	.88	.90	.91	.87
1962	.92	.96	.93	.97	.95	.93	.93	.94	.95	.93	.95	.94	.94
1963	.97	.97	.99	.99	.93	.90	.92	.95	.98	1.00	1.02	1.02	.92
1964	1.04	1.02	1.00	.98	.90	.82	.86	.90	.93	.96	.96	.96	.87
1965	.97	.98	.95	.94	.93	.86	.92	.94	.99	1.02	1.04	1.02	.90
1966	1.03	1.05	1.05	1.04	1.01	.95	1.00	1.03	1.05	1.01	1.05	1.04	.98
1967	1.04	1.04	1.04	1.03	1.01	.99	1.00	1.02	1.05	1.06	1.05	1.03	1.00
1968	1.03	1.03	1.05	1.05	.99	.87	.88	.89	.89	.89	.91	.91	.89
1969	.94	.92	.95	.92	.91	.83	.87	.87	.91	.92	.97	.96	.86
1970	.97	.98	.97	.98	.93	.84	.87	.91	1.00	1.01	1.01	1.02	.89
1971	1.02	1.02	1.03	1.02	1.04	1.16	1.18	1.11	1.05	1.06	1.04	1.06	1.14
1972	1.10	1.10	1.10	1.08	1.07	1.00	1.05	1.05	1.09	1.09	1.13	1.22	1.05
1973	1.28	1.24	1.26	1.28	1.26	1.41	1.44	1.70	1.60	1.31	1.83	1.84	1.50
1974	1.95	2.00	2.06	2.01	1.93	1.85	1.82	1.93	2.01	2.34	2.65	2.57	1.93
1975	2.41	2.39	2.16	2.14	2.13	2.07	2.10	2.12	2.12	2.11	2.00	1.98	2.08
1976	2.00	2.09	2.11	2.17	2.16								2.15
1977													1.65
1978													1.90
UTAH													
1949	1.18	1.15	1.20	1.15	1.17	1.17	1.12	.92	.94	.97	1.02	1.07	1.02
1950	1.09	1.07	1.13	1.08	1.08	1.11	1.18	1.12	1.14	1.11	1.11	1.18	1.16
1951	1.20	1.25	1.25	1.29	1.30	1.33	1.25	1.24	1.20	1.27	1.44	1.58	1.40
1952	1.64	1.64	1.64	1.63	1.63	1.58	1.56	1.40	1.44	1.44	1.44	1.47	1.41
1953	1.39	1.31	1.31	1.31	1.32	1.32	1.30	1.14	1.15	1.12	1.13	1.16	1.17
1954	1.20	1.21	1.20	1.20	1.20	1.23	1.22	1.12	1.08	1.12	1.12	1.16	1.15
1955	1.20	1.19	1.20	1.19	1.19	1.22	1.18	1.01	.99	.99	1.00	1.00	1.01
1956	1.00	1.02	1.02	1.03	1.04	1.04	1.00	.98	.99	1.01	1.07	1.15	1.06
1957	1.20	1.20	1.20	1.18	1.18	1.11	1.05	.95	.94	.92	.94	.94	.93
1958	.93	.90	.89	.88	.88	.88	.92	.92	.95	.98	1.00	1.05	.99
1959	1.05	1.05	1.05	1.10	1.12	1.15	1.10	1.00	1.00	1.00	1.02	1.02	1.01
1960	1.02	1.00	1.00	1.00	1.00	1.02	.98	.98	.98	1.00	1.00	1.01	1.00
1961	1.00	1.02	1.02	1.02	1.05	1.04	1.02	.98	1.00	.99	.99	.99	1.01
1962	1.03	1.05	1.06	1.06	1.07	1.10	1.08	1.00	1.00	1.03	1.03	1.06	1.03
1963	1.06	1.09	1.10	1.05	1.05	1.05	1.00	.95	.98	1.00	1.03	1.04	1.01
1964	1.09	1.09	1.09	1.09	1.09	1.09	1.09	1.07	1.00	1.04	1.08	1.12	1.07
1965	1.12	1.12	1.13	1.12	1.13	1.13	1.13	1.05	1.04	1.05	1.05	1.07	1.07
1966	1.09	1.13	1.12	1.13	1.12	1.10	1.11	1.11	1.11	1.13	1.16	1.18	1.14
1967	1.18	1.18	1.18	1.17	1.17	1.18	1.16	1.03	1.00	1.00	1.00	1.00	1.03
1968	1.05	1.06	1.07	1.10	1.10	1.07	1.04	.96	.97	.97	.99	1.02	1.01
1969	1.05	1.07	1.11	1.11	1.11	1.14	1.08	1.04	1.04	1.05	1.05	1.07	1.06
1970	1.10	1.10	1.09	1.04	1.03	1.05	1.01	.98	.99	1.04	1.07	1.12	1.07
1971	1.13	1.16	1.16	1.17	1.20	1.28	1.16	1.08	1.09	1.08	1.10	1.15	1.14
1972	1.15	1.21	1.21	1.22	1.22	1.14	1.14	1.15	1.22	1.22	1.30	1.34	1.36
1973	1.50	1.60	1.62	1.58	1.62	1.71	1.76	2.17	2.27	2.34	2.24	2.30	2.35
1974	2.48	2.50	2.65	2.49	2.34	2.42	2.46	2.72	2.89	3.04	3.13	3.24	2.86
1975	3.04	2.74	2.50	2.59	2.70	2.56	2.60	2.58	2.61	2.56	2.48	2.40	2.50
1976	2.40	2.40	2.48	2.43	2.43	2.50	2.50	2.33	2.24	2.24	2.08	2.10	2.21
1977	2.11	2.19	2.20	2.24	2.25	2.12	1.90	1.69	1.69	1.68	1.82	1.95	1.99
1978	1.99	2.06	2.20	2.09	2.26	2.08	2.07	1.95	2.01	2.04	2.02	2.06	2.04

ALL GRADES: PRICES RECEIVED BY FARMERS, MONTHLY AND SEASON AVERAGE,
BY STATE AND UNITED STATES, 1949-78

YEAR	JAN	FEB	MAR	APR	MAY	JUN	JUL	AUG	SEP	OCT	NOV	DEC	SEASON AVERAGE
DOLLARS PER HURREL													
WEIGHT													
1949	1.38	1.35	1.40	1.40	1.40	1.35	1.35	1.35	1.40	1.40	1.40	1.40	1.40
1950	1.35	1.35	1.40	1.40	1.45	1.45	1.50	1.50	1.50	1.50	1.50	1.50	1.51
1951	1.45	1.55	1.55	1.50	1.50	1.40	1.40	1.35	1.35	1.40	1.40	1.40	1.42
1952	1.45	1.45	1.45	1.45	1.45	1.40	1.40	1.40	1.40	1.40	1.40	1.45	1.39
1953	1.40	1.35	1.35	1.40	1.40	1.40							
1954													
1955													
1956													
1957													
1958													
1959													
1960													
1961													
1962													
1963													
1964													
1965													
1966													
1967													
1968													
1969													
1970													
1971													
1972													
1973													
1974													
1975													
1976													
1977													
1978													
VIRGINIA													
1949	1.30	1.20	1.17	1.17	1.06	1.01	.99	.99	.94	.99	1.00	1.02	.97
1950	1.04	1.06	1.10	1.12	1.21	1.14	1.05	1.05	1.14	1.17	1.20	1.25	1.15
1951	1.26	1.35	1.36	1.39	1.35	1.17	1.05	1.00	1.15	1.18	1.25	1.34	1.16
1952	1.35	1.55	1.35	1.35	1.31	1.15	1.12	1.20	1.25	1.31	1.31	1.32	1.20
1953	1.32	1.37	1.29	1.29	1.26	1.04	1.00	1.05	1.12	1.17	1.20	1.22	1.09
1954	1.22	1.24	1.25	1.28	1.24	1.05	.98	1.01	1.09	1.17	1.22	1.20	1.08
1955	1.25	1.25	1.21	1.18	1.16	1.05	.94	.94	.99	1.02	1.02	1.05	1.00
1956	1.08	1.09	1.08	1.12	1.15	1.00	.97	.99	1.05	1.04	1.07	1.09	1.02
1957	1.12	1.12	1.15	1.15	1.10	.98	.91	.95	1.02	1.05	1.08	1.08	.94
1958	1.09	1.09	1.12	1.14	1.15	1.05	.97	1.04	1.05	1.05	1.05	1.07	1.04
1959	1.10	1.09	1.10	1.10	1.09	1.00	.95	.97	1.00	1.01	1.01	1.04	.99
1960	1.05	1.05	1.06	1.06	1.09	.95	.91	.95	.98	.98	.98	.98	.95
1961	1.00	1.05	1.05	1.05	1.02	.91	.89	.87	.90	.91	.94	.97	.91
1962	1.06	.98	1.01	1.02	1.05	.99	.94	.97	1.00	1.01	1.00	1.05	.98
1963	1.02	1.06	1.08	1.06	1.09	1.05	1.04	1.04	1.04	1.07	1.07	1.09	1.04
1964	1.10	1.05	1.09	1.07	1.05	.94	.95	.94	.95	.97	1.00	1.01	.94
1965	1.01	1.01	1.05	1.02	1.01	.91	.91	.94	.95	.98	.99		.92
1966			1.05	1.05	1.04	.96	.95	.98	1.03	1.03	1.06	1.06	.98
1967	1.09	1.11	1.09	1.12	1.10	1.02	.97	.90	.90	.98	.98	.93	1.00
1968	1.02	1.02	1.01	.99	.97	.91	.87	.84	.88	.88	.89	.87	.90
1969	.94	.95	.97	.97	.98	.90	.85	.88	.90	.92	.97	.95	.91
1970	1.01	1.05	1.05	1.01	1.02	.90	.89	.93	1.00	1.02	1.04	1.05	.95
1971	1.12	1.17	1.16	1.21	1.18	1.06	1.04	1.04	.96	1.01	1.01	1.05	1.05
1972	1.04	1.06	1.02	1.00	1.05	.95	.96	.99	1.04	1.04	1.05	1.13	.98
1973	1.21	1.24	1.25	1.25	1.30	1.40	1.45	1.61	1.66	1.74	1.80	1.86	1.48
1974	2.02	2.14	2.16	2.09	2.00	1.90	1.82	2.02	2.09	2.18	2.25	2.19	1.95
1975	2.27	2.25	2.07	2.05	2.01	1.76	1.64	1.75	1.74	1.85	1.82	1.82	1.75
1976	1.85	1.90	1.86	1.87	1.87								1.90
1977													1.80
1978													1.85

ALL BARLEY: PRICES RECEIVED BY FARMERS, MONTHLY AND SEASON AVERAGE,
BY STATE AND UNITED STATES, 1949-78

YEAR	JAN	FEB	MAR	APR	MAY	JUN	JUL	AUG	SEP	OCT	NOV	DEC	SEASON AVERAGE
DOLLARS PER BUSHEL													
WASHINGTON													
1949	1.13	1.10	1.10	1.07	1.05	1.00	1.00	1.03	1.08	1.09	1.14	1.14	1.09
1950	1.16	1.17	1.14	1.18	1.20	1.16	1.06	1.06	1.05	1.10	1.07	1.12	1.12
1951	1.20	1.22	1.22	1.18	1.16	1.20	1.24	1.23	1.28	1.29	1.35	1.49	1.35
1952	1.52	1.52	1.50	1.43	1.50	1.50	1.36	1.41	1.55	1.50	1.47	1.50	1.45
1953	1.42	1.38	1.32	1.30	1.27	1.24	1.20	1.08	1.10	1.12	1.18	1.18	1.17
1954	1.18	1.20	1.14	1.11	1.08	1.11	1.01	1.00	1.03	1.04	1.05	1.08	1.17
1955	1.07	1.07	1.05	1.05	1.06	1.07	.92	.89	.86	.86	.86	.88	.91
1956	.88	.90	.92	.94	.92	.92	.92	.90	.93	.92	.94	.97	.97
1957	.97	.93	.93	.90	.83	.81	.80	.80	.79	.82	.80	.83	.94
1958	.84	.84	.83	.85	.85	.84	.86	.88	.92	.95	.97	.98	.92
1959	.97	.97	.95	.94	.94	.92	.86	.84	.86	.89	.90	.90	.86
1960	.88	.86	.84	.84	.85	.80	.80	.82	.83	.86	.87	.87	.85
1961	.85	.90	.87	.86	.86	.88	.88	.92	.95	.96	.98	1.02	.98
1962	1.03	1.07	1.04	1.05	1.06	1.01	1.00	.92	.92	.91	.90	.93	.93
1963	.92	.92	.88	.87	.89	.88	.83	.82	.84	.95	.95	.99	.90
1964	.99	.91	.90	.95	.94	.90	.89	.92	.96	.95	.97	.99	.96
1965	.98	.99	.98	.98	.98	.98	.98	1.02	1.04	1.03	1.05	1.10	1.05
1966	1.13	1.14	1.11	1.08	1.06	1.01	1.09	1.11	1.09	1.08	1.08	1.08	1.08
1967	1.08	1.03	1.02	1.04	1.04	1.06	1.03	1.07	1.04	1.04	1.05	1.07	1.05
1968	1.08	1.08	1.06	1.03	1.01	1.01	.96	.94	.93	.93	.94	.97	.97
1969	1.00	1.05	1.04	1.03	1.01	.99	.89	.85	.83	.86	.89	.92	.88
1970	.93	.90	.90	.86	.89	.86	.81	.82	.98	1.00	1.01	1.06	.99
1971	1.07	1.11	1.10	1.11	1.18	1.11	.99	.86	.86	.91	1.04	1.04	.97
1972	1.04	1.07	1.08	1.06	1.08	1.03	1.05	1.16	1.25	1.35	1.42	1.51	1.41
1973	1.65	1.65	1.65	1.59	1.67	1.80	2.11	2.46	2.43	2.54	2.30	2.46	2.47
1974	2.65	2.72	2.63	2.28	2.23	2.29	2.50	2.92	2.89	3.11	3.43	3.31	2.96
1975	3.17	2.80	2.41	2.51	2.48	2.38	2.32	2.68	2.81	2.65	2.33	2.22	2.49
1976	2.28	2.37	2.37	2.25	2.34	2.46	2.52	2.37	2.43	2.34	2.13	2.09	2.32
1977	2.27	2.36	2.07	2.03	1.95	2.01	1.86	1.79	1.73	1.76	1.85	1.97	1.87
1978	1.90	1.94	2.05	2.12	2.11	2.22	2.06	2.03	1.82	1.72	1.80	1.79	1.88
WEST VIRGINIA													
1949	1.35	1.29	1.30	1.30	1.35	1.00	1.10	1.10	1.00	1.01	1.04	1.03	1.06
1950	1.04	1.07	1.14	1.15	1.15	1.10	1.04	.95	1.00	1.00	1.10	1.20	1.08
1951	1.25	1.40	1.38	1.43	1.48	1.40	1.30	1.30	1.39	1.45	1.43	1.45	1.36
1952	1.47	1.42	1.40	1.45	1.45	1.40	1.40	1.40	1.35	1.36	1.35	1.40	1.39
1953	1.38	1.37	1.36	1.34	1.35	1.30	1.10	1.10	1.10	1.20	1.20	1.20	1.18
1954	1.20	1.22	1.25	1.30	1.25	1.05	1.03	.96	1.05	1.05	1.10	1.15	1.05
1955	1.25	1.25	1.25	1.22	1.15	1.05	.97	.97	1.00	1.00	1.05	1.05	1.01
1956	1.10	1.05	1.10	1.15	1.15	1.15	1.15	1.00	1.05	1.05	1.10	1.14	1.08
1957	1.14	1.16	1.15	1.15	1.15	.95	.95	1.00	1.05	1.05	1.10	1.10	.99
1958	1.10	1.15	1.15	1.15	1.15	1.10	.95	1.00	1.10	1.10	1.10	1.15	1.04
1959	1.12	1.15	1.10	1.10	1.15	1.10	1.04	1.03	1.00	1.05	1.07	1.15	1.07
1960	1.11	1.15	1.15	1.15	1.15	1.15	1.10	1.10	1.10	1.05	1.10	1.10	1.12
1961	1.15	1.10	1.10	1.10	1.10	1.10	1.00	1.00	1.00	1.00	1.00	1.10	1.05
1962	1.10	1.07	1.11	1.14	1.08	1.06	.94	1.00	1.02	.98	1.03	1.03	1.01
1963	1.03	1.06	1.10	1.10	1.10	1.06	1.08	1.05	1.10	1.10	1.15	1.15	1.09
1964	1.20	1.20	1.25	1.25	1.20	1.20	1.10	1.10	1.09	1.09	1.04	1.04	1.12
1965	1.04	1.06	1.08	1.08	1.08	1.06	1.00	1.03	1.04	1.06	1.06	1.06	1.04
1966	1.08	1.06	1.09	1.09	1.11	1.09	1.07	1.05	1.10	1.15	1.14	1.13	1.09
1967	1.14	1.13	1.16	1.15	1.15	1.05	1.02	.96	.95	.96	.97	.99	1.01
1968	1.00	1.02	1.02	1.00	1.00	.97	.86	.83	.82	.84	.86	.86	.89
1969	.86	.89	.89	.88	.88	.85	.80	.80	.82	.85	.90	.91	.83
1970	.90	.95	.95	.93	.93	.90	.88	.90	.96	1.00	1.00	1.05	.92
1971	1.10	1.10	1.10	1.15	1.17	1.13	1.14	1.14	1.12	1.12	1.15	1.20	1.14
1972	1.20	1.20	1.15	1.20	1.20	1.25	1.25	1.20	1.25	1.25	1.25	1.35	1.25
1973	1.30	1.30	1.30	1.30	1.35	1.45	1.50	1.70	1.75	1.85	1.85	1.85	1.59
1974	1.90	1.95	1.95	1.90	1.90	1.85	1.80	1.95	2.05	2.10	2.30	2.25	1.92
1975	2.30	2.30	2.30	2.20	2.25	1.80	1.70	1.90	2.10	2.05	1.90	1.80	1.82
1976	1.90	2.00	2.00	2.00	2.05								2.10
1977													1.70
1978													2.00

ALL BARLEY: PRICES RECEIVED BY FARMERS, MONTHLY AND SEASON AVERAGE,
BY STATE AND UNITED STATES, 1949-78

YEAR	JAN	FEB	MAR	APR	MAY	JUN	JUL	A'G	SEP	OCT	NOV	DEC	SEASON AVERAGE
DOLLARS PER BUSHEL													
WISCONSIN													
1949	1.46	1.31	1.30	1.25	1.20	1.16	1.18	1.20	1.32	1.32	1.40	1.20	1.27
1950	1.23	1.23	1.26	1.27	1.32	1.32	1.41	1.40	1.42	1.32	1.30	1.31	1.41
1951	1.45	1.46	1.49	1.41	1.36	1.25	1.23	1.25	1.21	1.25	1.35	1.32	1.27
1952	1.36	1.33	1.29	1.29	1.29	1.26	1.26	1.50	1.49	1.49	1.49	1.45	1.41
1953	1.38	1.30	1.29	1.29	1.29	1.25	1.23	1.32	1.28	1.22	1.22	1.21	1.26
1954	1.23	1.21	1.18	1.20	1.19	1.12	1.02	1.12	1.18	1.22	1.20	1.23	1.16
1955	1.24	1.23	1.18	1.20	1.20	1.16	1.14	1.06	1.06	1.08	1.00	1.10	1.09
1956	1.10	1.10	1.13	1.11	1.10	1.05	1.05	1.15	1.12	1.10	1.06	1.09	1.10
1957	1.07	1.06	1.05	1.00	1.04	.99	1.05	1.04	1.08	1.11	1.05	1.00	1.03
1958	.93	.93	.93	.96	.98	.94	1.00	1.05	1.00	1.00		.95	1.03
1959	.95	.95		.97	.95		.97	.92	.92	.92	.93	.94	.93
1960	.90	.90	.90	.90	.92	.92	.92	.92	.90	.87	.83	.83	.90
1961	.87	.86	.88	.88	.88	.85	.92	1.12	1.12	1.12	1.12	1.10	1.07
1962	1.10	1.07	1.07	1.08	1.04	.99	1.00	1.01	1.10	1.01	1.03	1.00	1.02
1963	1.00	.98	.97		1.01		.96	.97	1.04	1.04		.97	.97
1964				.99			.99	1.00	1.07	1.01	1.00	.98	1.00
1965	.98	.98	.98	.99	.99	.96	.95	1.07	1.04	1.01			1.03
1966		1.00					1.00	1.10	1.20	1.20	1.20	1.20	1.09
1967	1.20	1.15	1.12	1.10	1.13		1.09	1.15	1.15	1.15	1.10	1.08	1.13
1968	1.08	1.08	1.08	1.06	1.08	1.01	1.00	.80	.84	.85	.88	.86	.87
1969	.88	.90	.88	.88	.90	.88	.88	.80	.85	.85	.87	.87	.83
1970	.86	.86	.88	.88	.93	.93	.88	.85	.99	.99	.97	1.05	.89
1971	1.07	1.15	1.08	1.04	1.04		.96	.90	.97	1.00	1.00	.98	.94
1972	1.00	1.00	1.00	1.00	1.00	1.00	.94	.95	1.00	1.08	1.08	1.13	.97
1973	1.17	1.17	1.18	1.18	1.18	1.25	1.20	1.65	1.70	1.84	1.78	1.97	1.69
1974	2.13	2.20	2.25	2.00	2.00	2.09	2.29	2.68	2.68	2.71	3.09	2.89	2.60
1975	2.79	2.54	2.17	2.24	2.20	1.90	2.00	2.18	2.48	2.48	2.35	2.20	2.18
1976	2.03	1.98	2.00	2.00	2.10	2.20							2.09
1977													1.55
1978													1.65
WYOMING													
1949	1.10	1.05	1.05	.98	.97	.90	.90	.85	.82	.86	.95	.95	.91
1950	.97	.95	.95	.89	.99	1.02	1.06	1.00	.96	1.02	1.02	1.05	1.05
1951	1.05	1.11	1.15	1.15	1.15	1.18	1.15	1.05	1.05	1.12	1.25	1.38	1.20
1952	1.43	1.40	1.40	1.40	1.37	1.37	1.32	1.30	1.30	1.35	1.35	1.31	1.30
1953	1.28	1.26	1.24	1.19	1.22	1.25	1.19	1.08	1.04	1.01	1.04	1.07	1.10
1954	1.15	1.18	1.18	1.16	1.20	1.20	1.15	1.08	1.09	1.13	1.16	1.15	1.14
1955	1.18	1.18	1.19	1.19	1.19	1.17	1.10	.91	.90	.94	.95	.98	.95
1956	.97	.97	.97	1.00	1.01	.98	.97	.97	.99	1.00	1.09	1.10	1.03
1957	1.07	1.09	1.09	1.08	1.08	1.05	1.02	.81	.78	.83	.82	.83	.82
1958	.84	.80	.81	.83	.83	.83	.79	.79	.79	.79	.80	.83	.83
1959	.84	.87	.87	.91	.88	.88	.88	.83	.82	.87	.87	.90	.87
1960	.92	.92	.91	.88	.90	.92	.94	.88	.86	.88	.88	.93	.89
1961	.91	.91	.90	.90	.91	.90	.90	.91	.93	.96	.98	.98	.96
1962	1.02	1.02	1.00	1.00	.99	.96	.99	.88	.86	.87	.90	.89	.90
1963	.90	.93	.95	.93	.94	.94	.89	.88	.87	.88	.89	.92	.91
1964	.94	.95	.94	.95	.96	.97	.94	.88	.90	.93	.96	1.01	.97
1965	1.03	1.04	1.04	1.03	1.02	1.02	1.02	.95	.93	.94	.97	1.00	.98
1966	1.00	1.00	1.01	1.02	1.02	1.01	1.01	1.03	1.02	1.05	1.07	1.06	1.06
1967	1.08	1.07	1.10	1.09	1.12	1.11	1.08	.99	.94	.97	.98	.99	.98
1968	.99	1.00	1.02	.99	1.02	.99	.99	.86	.88	.89	.90	.90	.90
1969	.94	.95	.97	.97	1.00	1.00	1.00	.96	.95	.95	.98	.98	.97
1970	.96	.98	.98	.97	1.01	1.01	.96	.90	.90	.86	.86	.93	.92
1971	.97	1.00	.96	1.00	1.03	1.09	1.03	1.02	.99	1.00	1.00	1.01	1.02
1972	1.01	1.05	1.09	1.09	1.09	1.09	1.09	1.09	1.09	1.14	1.19	1.29	1.14
1973	1.34	1.30	1.36	1.36	1.36	1.47	1.52	1.89	2.10	2.12	1.96	2.10	2.06
1974	2.23	2.35	2.38	2.10	2.19	2.25	2.35	2.60	2.60	2.89	3.05	2.95	2.74
1975	3.03	2.79	2.53	2.55	2.49	2.31	2.37	2.40	2.80	2.55	2.42	2.36	2.47
1976	2.36	2.37	2.44	2.44	2.48	2.54	2.56	2.32	2.26	2.21	2.22	2.17	2.25
1977	1.95	1.91	1.95	1.92	1.92	1.78	2.43	2.10	2.32	2.25	1.44	1.65	2.19
1978	1.87	1.87	3.35	1.93	1.90	2.00	2.49	2.41	2.35	2.21	1.62	1.97	2.32

FEED BARLEY: PRICES RECEIVED BY FARMERS, MONTHLY AND SEASON AVERAGE,
BY STATE AND UNITED STATES, 1949-78

YEAR	JAN	FEB	MAR	APR	MAY	JUN	JUL	AUG	SEP	OCT	NOV	DEC	SEASON AVERAGE
DOLLARS PER BUSHEL													
UNITED STATES													
1949													
1950													
1951													
1952													
1953													
1954													
1955													
1956													
1957													
1958													
1959													
1960													
1961													
1962													
1963													
1964													
1965													
1966													
1967													
1968													
1969													
1970													
1971													
1972													
1973													
1974													
1975													
1976													
1977													
1978						2.23	2.09	1.84	1.81	1.80	1.90	1.91	1.87

MALTING BARLEY: PRICES RECEIVED BY FARMERS, MONTHLY AND SEASON AVERAGE,
BY STATE AND UNITED STATES, 1949-78

YEAR	JAN	FEB	MAR	APR	MAY	JUN	JUL	AUG	SEP	OCT	NOV	DEC	SEASON AVERAGE
DOLLARS PER BUSHEL													
UNITED STATES													
1949													
1950													
1951													
1952													
1953													
1954													
1955													
1956													
1957													
1958													
1959													
1960													
1961													
1962													
1963													
1964													
1965													
1966													
1967													
1968													
1969													
1970													
1971													
1972													
1973													
1974													
1975													
1976													
1977													
1978						1.99	1.97	1.82	1.90	1.90	1.91	1.95	1.92

ALL HAY (BALED): PRICES RECEIVED BY FARMERS, MONTHLY AND SEASON AVERAGE,
BY STATE AND UNITED STATES, 1949-78

YEAR	JAN	FEB	MAR	APR	MAY	JUN	JUL	AUG	SEP	OCT	NOV	DEC	SEASON AVERAGE
DOLLARS PER TON													
UNITED STATES													
1949	24.70	25.50	25.00	23.80	22.50	20.90	20.40	20.80	21.00	21.50	21.50	21.90	21.10
1950	21.90	21.50	21.20	21.40	22.00	20.80	19.80	20.20	20.50	20.60	21.20	21.80	21.10
1951	22.60	23.20	23.10	23.10	22.90	21.60	20.20	20.40	21.30	21.90	23.10	24.40	25.70
1952	25.50	25.40	25.10	24.80	25.40	21.80	22.00	24.10	25.00	25.60	26.00	26.40	26.90
1953	26.40	25.60	24.40	23.60	22.70	20.80	20.20	20.60	20.90	21.20	22.00	23.00	21.90
1954	23.80	23.70	23.10	22.80	21.80	20.40	19.90	21.30	22.00	22.30	22.90	23.30	21.90
1955	23.50	23.30	23.00	22.40	22.20	21.10	20.10	20.10	20.40	20.60	20.90	21.40	22.50
1956	21.50	21.30	21.00	21.10	21.00	19.90	19.70	20.10	20.70	21.50	21.90	22.70	22.20
1957	22.90	22.50	21.60	21.10	20.10	18.60	17.60	18.00	18.20	18.50	18.90	19.20	19.30
1958	19.00	18.70	18.50	18.20	17.70	17.10	17.10	17.20	17.60	18.00	18.20	18.80	18.80
1959	19.30	19.30	18.90	18.80	18.40	17.90	18.40	19.40	19.90	20.50	21.00	21.90	22.30
1960	22.20	22.50	22.90	22.50	21.60	20.20	19.20	19.40	19.60	20.20	20.60	21.00	21.70
1961	21.30	21.20	20.60	20.00	19.80	19.10	19.30	19.50	19.70	20.20	20.50	20.70	20.70
1962	21.60	21.40	21.80	21.40	21.40	19.70	19.10	19.60	20.20	20.30	21.00	21.60	21.80
1963	22.30	23.20	23.20	22.50	21.80	20.90	21.30	21.90	22.60	23.00	23.90	24.70	24.60
1964	25.00	24.70	24.00	23.50	22.30	20.90	20.80	21.70	22.60	22.90	23.50	24.40	23.90
1965	25.40	25.70	25.70	25.80	25.00	22.80	22.10	22.00	22.60	22.80	23.20	23.90	23.20
1966	24.40	24.60	24.20	23.40	23.30	22.60	22.60	23.30	23.80	24.10	24.50	25.10	25.00
1967	25.50	25.30	25.10	24.10	23.80	23.20	22.40	21.90	22.10	22.60	22.80	23.40	24.50
1968	24.00	23.80	23.60	22.90	22.40	21.90	21.40	21.30	21.70	21.80	22.30	23.00	23.60
1969	23.50	24.40	24.80	24.50	23.50	22.50	22.20	22.10	22.60	23.20	23.50	24.00	24.70
1970	25.00	25.20	24.90	24.10	23.50	22.40	22.10	22.30	23.30	23.90	24.40	25.00	26.10
1971	25.40	25.80	26.00	26.10	25.60	24.60	24.10	24.30	24.50	24.90	25.30	26.10	28.10
1972	29.20	29.70	29.00	28.00	31.10	30.90	28.50	29.30	29.80	30.30	31.00	33.00	31.30
1973	34.60	35.40	35.40	33.90	37.50	35.20	36.30	39.00	43.10	46.20	46.80	46.00	41.60
1974	47.10	47.10	45.40	44.40	54.00	47.70	48.20	51.10	51.90	51.50	50.30	50.70	50.90
1975	50.10	49.30	49.70	52.40	56.30	53.60	51.20	51.00	50.80	50.30	50.20	51.60	52.10
1976	52.70	54.30	54.10	54.10	64.10	59.60	59.00	58.70	60.80	60.10	59.00	60.20	60.20
1977	60.90	62.70	63.90	63.20	68.10	61.30	56.80	52.50	50.00	48.20	48.40	49.50	53.70
1978	50.50	51.80	51.40	51.40	55.30	51.20	49.20	49.00	47.80	47.10	46.40	47.30	49.80
ALABAMA													
1949	26.00	25.70	25.60	25.90	25.20	24.70	23.70	23.10	22.50	21.30	21.00	21.10	22.00
1950	22.30	21.50	21.70	21.60	21.60	21.10	21.90	21.20	22.30	23.20	22.60	23.70	24.00
1951	26.50	29.40	30.20	28.70	29.30	28.20	27.80	27.50	27.90	29.00	30.70	31.30	30.80
1952	32.90	32.40	32.40	31.20	30.70	30.30	28.60	30.30	30.70	30.30	31.00	31.80	31.70
1953	32.20	33.00	33.40	33.00	32.90	29.20	27.90	26.90	25.60	24.80	25.30	26.10	26.60
1954	26.90	26.90	27.90	27.70	27.00	25.50	25.90	25.90	26.90	29.00	29.50	29.60	29.10
1955	29.70	30.90	31.00	30.70	29.30	27.20	26.00	25.00	23.30	22.70	23.00	22.80	23.90
1956	23.70	24.10	24.40	23.70	22.70	22.90	22.80	21.90	22.40	22.10	21.90	22.60	22.40
1957	23.10	22.60	22.20	21.90	20.80	22.00	21.40	21.10	21.70	21.60	22.10	23.80	23.90
1958	24.80	26.60	28.10	27.30	25.70	24.90	25.50	25.10	22.60	23.10	23.80	24.00	24.10
1959	24.90	25.00	24.30	23.90	23.60	23.60	22.60	22.90	22.30	22.20	23.40	23.60	23.50
1960	23.80	24.00	25.50	24.60	24.50	24.30	24.40	24.40	24.80	25.60	26.60	26.90	26.00
1961	27.70	27.00	26.50	25.20	25.30	25.00	24.80	24.30	24.70	24.70	25.30	26.20	25.40
1962	26.50	26.00	25.40	24.80	24.80	24.00	23.80	25.10	26.20	26.90	27.20	28.10	28.00
1963	29.00	31.30	33.50	30.40	28.90	23.90	26.40	25.50	25.70	25.50	26.80	27.90	27.60
1964	29.30	28.80	29.40	28.00	26.00	25.30	25.30	25.10	25.10	25.20	25.90	25.70	25.70
1965	26.00	26.60	26.00	25.00	24.80	24.70	24.70	24.30	23.90	24.10	24.60	25.30	24.80
1966	25.00	25.60	25.10	25.30	23.50	23.30	23.10	23.50	24.50	25.40	26.20	27.00	25.50
1967	28.00	25.70	26.50	26.30	27.20	24.90	24.20	24.00	23.80	23.80	24.10	25.40	25.50
1968	26.80	27.20	28.10	27.20	25.90	25.80	25.40	25.80	26.30	26.90	28.00	28.40	28.00
1969	29.30	30.20	30.10	29.20	27.70	26.50	26.70	26.80	27.70	27.80	28.50	28.50	28.00
1970	29.30	30.20	29.70	29.10	27.30	27.00	27.00	26.80	27.60	28.90	29.20	29.00	28.00
1971	29.00	29.00	30.00	29.50	29.50	29.00	28.00	27.50	27.50	27.50	28.00	30.00	28.50
1972	30.00	30.00	28.50	28.00	28.00	27.50	28.00	29.00	28.50	29.50	30.00	31.00	30.00
1973	33.50	33.30	34.50	32.00	32.00	32.00	32.00	33.00	33.00	31.50	34.00	35.00	33.30
1974	35.00	35.00	34.00	34.50	34.00	36.00	37.00	38.50	40.50	41.00	43.50	44.50	40.50
1975	45.00	44.50	44.00	44.00	41.50	40.00	40.00	41.00	41.00	40.50	40.00	42.50	41.00
1976	42.50	43.50	43.00	40.50	.00								41.00
1977													56.30
1978													54.50

ALL HAY (BALED): PRICES RECEIVED BY FARMERS, MONTHLY AND SEASON AVERAGE,
BY STATE AND UNITED STATES, 1949-78

YEAR	JAN	FEB	MAR	APR	MAY	JUN	JUL	AUG	SEP	OCT	NOV	DEC	SEASON AVERAGE
DOLLARS PER TON													
ALASKA													
1949													73.50
1950													66.00
1951													63.00
1952													58.00
1953													58.00
1954													60.00
1955													58.00
1956													55.00
1957													55.00
1958													70.00
1959													75.00
1960													80.00
1961													80.00
1962													90.00
1963													90.00
1964													130.00
1965													130.00
1966													125.00
1967													135.00
1968													135.00
1969													130.00
1970													
1971													
1972													
1973													
1974													
1975													
1976													
1977													
1978													
ARIZONA													
1949	31.30	30.30	29.00	25.00	20.00	20.00	18.00	18.00	20.00	21.10	21.50	22.20	19.70
1950	21.30	19.70	17.30	17.00	17.60	17.30	16.30	17.30	20.30	22.20	24.50	25.50	21.00
1951	27.50	31.50	32.50	33.80	33.80	31.60	29.70	28.70	29.70	33.50	38.50	41.50	34.40
1952	41.40	41.50	39.60	39.70	33.00	30.20	27.50	29.50	31.50	37.50	38.00	33.50	31.00
1953	30.00	29.70	24.90	23.90	22.50	21.50	20.00	19.00	20.20	22.20	23.80	28.30	23.10
1954	29.30	30.10	28.50	25.80	24.20	21.90	21.40	22.80	23.70	26.00	29.30	29.30	25.60
1955	29.30	31.10	34.10	32.60	28.50	28.50	27.00	27.60	28.00	27.50	29.40	29.60	28.20
1956	28.50	28.80	27.80	27.80	25.90	21.60	19.80	20.80	24.70	29.30	32.00	33.20	25.90
1957	33.70	31.70	30.60	29.20	27.70	26.00	24.50	23.80	23.80	25.70	27.60	30.00	26.50
1958	29.40	27.50	27.50	27.90	27.20	24.80	21.70	21.20	21.20	24.20	24.20	24.20	24.60
1959	25.20	25.20	25.20	26.40	25.70	24.80	23.70	24.20	24.70	25.70	26.20	28.20	25.70
1960	30.20	31.60	29.70	27.40	26.40	24.90	23.70	23.70	24.70	24.20	25.20	25.20	25.10
1961	26.50	25.70	25.20	25.70	24.10	22.00	21.30	20.50	20.80	22.70	24.70	25.70	25.20
1962	25.80	23.30	26.80	24.40	24.90	24.40	21.90	21.50	21.40	24.90	26.90	28.90	26.10
1963	31.80	35.70	34.70	31.90	31.70	30.80	28.80	28.90	30.40	32.60	31.50	32.90	30.70
1964	32.40	32.90	33.80	32.30	28.30	21.80	20.90	21.40	22.40	23.40	24.40	25.40	25.30
1965	25.40	25.30	26.30	26.20	26.70	25.40	22.50	22.10	22.10	22.60	24.40	26.30	24.90
1966	27.80	29.20	29.20	27.90	26.40	24.30	23.90	23.90	25.90	26.70	28.70	31.70	26.50
1967	32.20	32.70	32.70	31.20	30.70	30.20	30.20	29.60	28.70	29.20	31.60	34.10	30.50
1968	33.10	32.60	31.60	28.80	24.30	25.30	23.80	21.80	21.80	21.80	22.80	23.80	24.00
1969	24.80	25.80	25.80	26.80	26.80	26.30	26.30	26.30	27.30	28.30	29.30	31.30	28.00
1970	32.30	34.30	36.10	32.80	29.90	29.90	29.90	28.90	29.90	31.80	32.80	36.70	31.50
1971	37.70	36.70	36.70	36.70	34.70	31.70	30.20	29.20	29.20	30.20	31.20	34.70	35.00
1972	33.20	35.70	36.70	33.80	32.80	33.00	33.30	34.30	34.80	34.80	36.30	37.30	35.00
1973	42.50	43.50	43.50	39.50	39.50	39.00	40.50	40.50	39.50	40.50	45.50	46.50	43.00
1974	53.00	53.00	57.00	53.50	55.00	55.00	56.00	58.00	57.00	57.00	59.00	55.00	56.00
1975	56.00	56.00	57.50	55.50	55.50	57.50	58.00	57.50	57.50	57.00	59.00	59.50	59.00
1976	68.00	67.00	75.00	68.50	72.50	68.50	70.50	64.50	67.00	64.50	65.00	69.00	68.50
1977	71.00	65.00	68.00	73.50	71.00	71.00	69.50	63.50	64.50	49.50	60.00	64.50	65.00
1978	62.50	62.50	64.50	66.50	60.50	60.00	61.00	58.50	58.50	54.50	57.50	57.00	60.50

PLANTS AND ANIMALS - USDA STATISTICAL BULLETIN - UFDATA
PRICES RECEIVED BY FARMERS FEED GRAINS AND HAY - CORN, SORGHUM, OATS
AGRICULTURAL STATISTICS BOARD, U.S. DEPT. OF AGRICULTURE 2 OF 2

ALL MONEY (CONTINUED) - FINDES RECEIVED BY FARMERS, RANCHERS AND SECTIONS AGENCIES,
BY STATE AND UNITED STATES, 1949-70

YEAR	AMOUNT	FEDERAL	STATE	LOCAL	OTHER	UNASSIGNED	STATE	LOCAL	OTHER	UNASSIGNED	STATE	LOCAL	OTHER	UNASSIGNED
------	--------	---------	-------	-------	-------	------------	-------	-------	-------	------------	-------	-------	-------	------------

NEW YORK STATE

1949	21.50	21.10	21.60	20.60	20.50	19.50	18.50	17.50	17.20	17.10	17.00	17.00	17.00	16.90
1950	18.60	18.40	19.10	18.90	19.60	18.60	18.00	17.00	16.80	16.70	16.60	16.50	16.40	16.30
1951	23.50	23.60	24.00	24.10	24.60	23.50	22.50	21.50	21.30	21.20	21.10	21.00	20.90	20.80
1952	25.10	27.20	27.10	27.30	27.90	26.90	25.90	24.90	24.70	24.60	24.50	24.40	24.30	24.20
1953	32.60	32.50	33.00	32.80	33.40	32.40	31.40	30.40	30.20	30.10	30.00	29.90	29.80	29.70
1954	27.70	25.70	26.50	26.60	27.40	26.40	25.40	24.40	24.20	24.10	24.00	23.90	23.80	23.70
1955	31.00	31.70	32.60	32.50	33.40	32.40	31.40	30.40	30.20	30.10	30.00	29.90	29.80	29.70
1956	31.00	31.70	32.60	32.50	33.40	32.40	31.40	30.40	30.20	30.10	30.00	29.90	29.80	29.70
1957	31.00	31.70	32.60	32.50	33.40	32.40	31.40	30.40	30.20	30.10	30.00	29.90	29.80	29.70
1958	31.00	31.70	32.60	32.50	33.40	32.40	31.40	30.40	30.20	30.10	30.00	29.90	29.80	29.70
1959	31.00	31.70	32.60	32.50	33.40	32.40	31.40	30.40	30.20	30.10	30.00	29.90	29.80	29.70
1960	31.00	31.70	32.60	32.50	33.40	32.40	31.40	30.40	30.20	30.10	30.00	29.90	29.80	29.70
1961	31.00	31.70	32.60	32.50	33.40	32.40	31.40	30.40	30.20	30.10	30.00	29.90	29.80	29.70
1962	31.00	31.70	32.60	32.50	33.40	32.40	31.40	30.40	30.20	30.10	30.00	29.90	29.80	29.70
1963	31.00	31.70	32.60	32.50	33.40	32.40	31.40	30.40	30.20	30.10	30.00	29.90	29.80	29.70
1964	31.00	31.70	32.60	32.50	33.40	32.40	31.40	30.40	30.20	30.10	30.00	29.90	29.80	29.70
1965	31.00	31.70	32.60	32.50	33.40	32.40	31.40	30.40	30.20	30.10	30.00	29.90	29.80	29.70
1966	31.00	31.70	32.60	32.50	33.40	32.40	31.40	30.40	30.20	30.10	30.00	29.90	29.80	29.70
1967	31.00	31.70	32.60	32.50	33.40	32.40	31.40	30.40	30.20	30.10	30.00	29.90	29.80	29.70
1968	31.00	31.70	32.60	32.50	33.40	32.40	31.40	30.40	30.20	30.10	30.00	29.90	29.80	29.70
1969	31.00	31.70	32.60	32.50	33.40	32.40	31.40	30.40	30.20	30.10	30.00	29.90	29.80	29.70
1970	31.00	31.70	32.60	32.50	33.40	32.40	31.40	30.40	30.20	30.10	30.00	29.90	29.80	29.70

CALIFORNIA

1949	30.40	32.70	28.50	29.50	28.00	27.00	26.00	25.00	24.00	23.00	22.00	21.00	20.00	19.00
1950	25.10	25.20	27.00	26.40	26.50	26.60	26.70	26.80	26.90	27.00	27.10	27.20	27.30	27.40
1951	27.60	27.90	29.40	29.50	29.60	29.70	29.80	29.90	30.00	30.10	30.20	30.30	30.40	30.50
1952	37.50	39.70	37.80	37.90	38.00	38.10	38.20	38.30	38.40	38.50	38.60	38.70	38.80	38.90
1953	24.40	24.80	25.60	25.70	25.80	25.90	26.00	26.10	26.20	26.30	26.40	26.50	26.60	26.70
1954	28.00	28.60	29.60	29.70	29.80	29.90	30.00	30.10	30.20	30.30	30.40	30.50	30.60	30.70
1955	28.00	28.60	29.60	29.70	29.80	29.90	30.00	30.10	30.20	30.30	30.40	30.50	30.60	30.70
1956	28.00	28.60	29.60	29.70	29.80	29.90	30.00	30.10	30.20	30.30	30.40	30.50	30.60	30.70
1957	28.00	28.60	29.60	29.70	29.80	29.90	30.00	30.10	30.20	30.30	30.40	30.50	30.60	30.70
1958	28.00	28.60	29.60	29.70	29.80	29.90	30.00	30.10	30.20	30.30	30.40	30.50	30.60	30.70
1959	28.00	28.60	29.60	29.70	29.80	29.90	30.00	30.10	30.20	30.30	30.40	30.50	30.60	30.70
1960	28.00	28.60	29.60	29.70	29.80	29.90	30.00	30.10	30.20	30.30	30.40	30.50	30.60	30.70
1961	28.00	28.60	29.60	29.70	29.80	29.90	30.00	30.10	30.20	30.30	30.40	30.50	30.60	30.70
1962	28.00	28.60	29.60	29.70	29.80	29.90	30.00	30.10	30.20	30.30	30.40	30.50	30.60	30.70
1963	28.00	28.60	29.60	29.70	29.80	29.90	30.00	30.10	30.20	30.30	30.40	30.50	30.60	30.70
1964	28.00	28.60	29.60	29.70	29.80	29.90	30.00	30.10	30.20	30.30	30.40	30.50	30.60	30.70
1965	28.00	28.60	29.60	29.70	29.80	29.90	30.00	30.10	30.20	30.30	30.40	30.50	30.60	30.70
1966	28.00	28.60	29.60	29.70	29.80	29.90	30.00	30.10	30.20	30.30	30.40	30.50	30.60	30.70
1967	28.00	28.60	29.60	29.70	29.80	29.90	30.00	30.10	30.20	30.30	30.40	30.50	30.60	30.70
1968	28.00	28.60	29.60	29.70	29.80	29.90	30.00	30.10	30.20	30.30	30.40	30.50	30.60	30.70
1969	28.00	28.60	29.60	29.70	29.80	29.90	30.00	30.10	30.20	30.30	30.40	30.50	30.60	30.70
1970	28.00	28.60	29.60	29.70	29.80	29.90	30.00	30.10	30.20	30.30	30.40	30.50	30.60	30.70

ALL RY (CONT'D): PRICES RECEIVED BY FARMERS, MONTHLY AND SEASON AVERAGE,
BY STATE AND UNITED STATES, 1949-78

YEAR	JAN	FEB	MAR	APR	MAY	JUN	JUL	AUG	SEP	OCT	NOV	DEC	SEASON AVERAGE
COLLENS PER TON													
COLORADO													
1949	22.50	26.70	26.50	24.50	24.00	20.00	19.00	19.00	20.00	21.00	21.50	21.50	20.50
1950	21.00	20.00	20.00	20.70	20.70	20.40	25.40	24.50	27.50	27.50	29.00	29.00	27.50
1951	24.50	29.50	29.50	29.50	32.00	30.00	26.50	26.00	30.50	30.00	35.00	34.00	32.00
1952	30.00	30.50	37.50	30.50	35.00	26.10	26.70	32.00	34.00	34.50	32.70	32.70	30.20
1953	31.00	29.70	25.50	24.00	24.00	21.00	20.50	21.00	21.00	21.00	20.40	21.00	20.00
1954	21.00	20.00	20.70	21.40	25.50	25.00	26.00	27.50	26.70	26.20	25.70	26.50	26.50
1955	26.70	27.10	26.50	27.00	29.20	25.00	25.40	32.40	27.40	27.00	27.00	27.00	22.40
1956	21.00	27.00	21.50	21.70	20.50	20.10	19.50	19.50	21.40	24.50	21.00	21.50	25.70
1957	29.00	29.00	26.00	27.40	26.50	21.70	19.50	17.00	17.40	17.70	16.00	17.20	17.50
1958	30.00	26.00	16.50	15.00	15.00	14.50	15.00	15.20	16.40	15.50	15.50	15.50	15.00
1959	15.00	16.20	16.10	16.00	16.70	16.70	17.50	10.00	21.50	22.50	25.00	25.70	22.00
1960	24.20	24.30	24.10	25.00	24.50	25.50	22.00	22.00	25.00	25.50	25.50	25.50	24.10
1961	26.00	25.50	25.00	24.00	25.50	25.50	22.50	21.00	21.40	21.40	21.50	21.00	21.70
1962	21.00	22.00	22.00	21.00	21.00	20.00	20.10	20.00	21.00	20.70	21.40	21.50	21.00
1963	22.00	22.70	22.70	25.00	26.00	27.00	26.00	27.00	26.70	26.20	27.40	26.70	27.50
1964	28.00	27.50	27.50	26.00	26.50	25.50	25.00	22.00	26.00	25.50	27.50	29.00	27.00
1965	31.00	30.70	30.50	31.00	32.50	29.40	24.00	22.10	25.40	24.40	24.00	24.50	24.50
1966	26.00	24.00	24.50	24.00	24.50	25.50	25.00	24.00	26.10	27.30	26.10	26.50	26.50
1967	26.00	25.00	27.50	26.20	26.50	26.00	25.70	25.50	25.50	26.00	26.50	26.00	27.00
1968	28.00	27.50	26.50	26.00	27.50	27.00	27.00	26.00	27.10	26.50	25.50	27.00	25.50
1969	20.00	20.50	20.50	20.50	20.50	24.50	24.50	24.00	25.00	24.50	25.00	27.00	25.50
1970	29.00	26.50	26.50	26.00	26.00	25.00	25.50	24.00	24.00	24.00	25.00	26.00	25.50
1971	27.00	27.00	27.00	27.20	27.50	26.50	27.50	27.50	27.50	27.50	29.50	29.50	30.50
1972	34.00	34.00	35.50	35.50	37.50	35.50	31.50	31.50	35.00	35.00	40.00	40.00	40.00
1973	45.50	46.50	46.50	46.00	46.00	44.00	43.00	42.50	44.00	44.00	45.50	45.50	45.00
1974	46.50	46.50	46.50	46.50	46.50	45.50	45.50	46.50	47.50	47.50	49.00	49.00	49.00
1975	55.50	55.00	55.50	54.50	57.50	55.50	54.50	54.50	55.50	55.50	56.50	56.50	56.50
1976	54.50	55.00	54.00	55.50	54.50	55.50	54.50	54.50	55.50	55.50	56.50	56.50	56.50
1977	57.50	57.50	58.50	58.50	60.00	58.00	61.50	61.00	58.50	58.50	59.00	54.50	56.50
1978	54.00	55.00	52.00	51.50	48.50	48.50	48.50	47.00	47.00	47.50	48.00	48.00	50.00
CONNECTICUT													
1949	36.00	36.00	36.50	36.50	36.20	36.50	36.50	36.10	36.00	36.00	36.50	36.50	36.00
1950	38.00	38.00	38.70	40.20	39.20	39.50	39.00	38.70	38.40	38.40	38.40	38.70	38.00
1951	38.70	38.70	38.70	38.20	37.50	37.00	36.10	35.00	35.10	35.40	36.00	37.00	36.10
1952	37.00	35.00	35.00	35.50	35.50	35.50	35.50	35.00	35.70	36.70	36.70	36.70	35.20
1953	35.70	35.20	35.00	32.20	31.50	31.50	32.50	32.70	35.70	34.00	34.00	37.10	35.50
1954	37.50	36.50	40.00	40.00	40.00	39.20	37.00	35.00	35.00	36.10	37.10	37.50	37.10
1955	37.50	37.00	37.40	36.40	35.50	35.00	34.50	35.70	34.40	35.00	35.00	36.40	35.00
1956	36.50	36.50	35.50	35.50	35.50	35.50	37.40	36.50	36.70	36.20	36.50	39.20	36.00
1957	40.10	40.10	40.10	40.50	40.50	38.00	37.50	40.50	42.50	42.50	43.00	43.00	43.40
1958	41.00	40.50	40.50	40.20	44.70	42.50	40.00	38.00	38.20	38.50	37.50	38.00	39.00
1959	39.40	38.00	38.00	37.10	35.00	35.00	35.00	35.50	36.50	36.00	37.00	37.50	36.00
1960	37.00	36.40	36.50	35.50	35.00	34.00	35.40	34.70	34.70	34.70	35.00	36.70	36.50
1961	36.50	37.50	38.00	36.50	37.00	35.50	34.00	35.00	35.50	36.50	36.50	36.40	35.50
1962	36.50	36.40	35.70	34.00	34.50	35.20	34.50	37.40	36.00	37.50	38.00	38.00	40.20
1963	41.10	45.40	45.70	45.40	45.00	45.00	43.10	37.10	37.10	37.00	39.10	39.50	39.00
1964	40.00	41.00	40.50	39.70	39.10	38.00	38.00	38.00	39.00	42.20	44.50	45.50	43.50
1965	46.50	46.50	46.50	46.40	45.20	45.00	41.00	42.00	44.00	44.50	44.50	45.50	45.00
1966	46.00	46.70	46.70	46.00	47.00	44.70	39.00	39.00	40.50	40.50	40.20	39.40	40.00
1967	50.50	50.70	50.00	50.10	57.50	57.50	56.00	56.20	56.20	57.00	57.00	57.40	56.50
1968	57.40	57.00	56.00	55.70	55.70	54.70	54.70	54.10	55.00	55.50	56.10	57.10	55.50
1969	56.40	56.00	56.00	56.00	56.50	55.00	55.00	55.50	57.00	57.00	57.50	57.40	57.50
1970	57.50	56.00	40.40	40.40	41.50								
1971													
1972													
1973													
1974													
1975													
1976													
1977													
1978													

ALL HAY (BALED): PRICES RECEIVED BY FARMERS, MONTHLY AND SEASON AVERAGE,
BY STATE AND UNITED STATES, 1949-78

YEAR	JAN	FEB	MAR	APR	MAY	JUN	JUL	AUG	SEP	OCT	NOV	DEC	SEASON AVERAGE
DOLLARS PER TON													
DELAWARE													
1949	25.70	24.70	24.80	23.40	23.00	21.20	21.40	22.50	22.40	23.50	21.90	23.10	22.30
1950	22.80	22.70	22.10	22.20	22.20	22.00	22.60	22.40	22.50	23.00	22.90	24.20	24.90
1951	27.10	26.70	26.70	26.90	25.20	23.60	21.90	23.30	23.70	25.50	24.50	25.60	25.70
1952	26.30	26.30	27.00	27.00	25.50	24.70	23.60	26.80	26.30	26.70	27.50	28.60	28.40
1953	30.10	29.70	31.10	29.70	29.20	26.70	26.30	28.00	28.70	30.00	30.50	33.00	31.50
1954	34.00	33.50	32.70	33.10	32.90	30.50	33.10	37.30	37.40	36.50	36.50	38.00	36.00
1955	37.60	37.70	36.00	33.40	32.50	31.90	28.50	27.20	27.90	28.20	27.90	27.90	27.40
1956	27.40	27.00	25.80	25.70	25.90	24.90	24.70	25.80	25.00	25.60	25.60	26.60	26.20
1957	27.40	27.40	26.00	26.00	26.70	25.30	25.90	28.50	32.50	33.90	34.10	34.40	32.40
1958	35.50	35.40	35.00	34.10	32.10	29.40	26.90	25.80	25.80	25.50	25.80	25.00	25.20
1959	25.40	24.90	23.80	23.80	23.10	22.50	23.10	23.60	23.40	24.10	23.10	23.60	24.10
1960	23.70	24.30	24.70	25.10	24.90	23.90	23.90	23.50	24.10	24.90	24.10	24.60	24.80
1961	25.40	27.00	25.00	24.40	25.00	23.90	23.60	23.90	23.90	24.10	24.10	24.60	25.10
1962	25.80	25.80	25.80	25.50	24.40	25.10	26.40	33.50	39.40	40.00	39.50	40.20	38.40
1963	40.40	40.40	40.50	41.10	44.30	36.60	34.50	37.60	40.00	41.00	44.00	44.00	40.50
1964	44.20	43.60	39.50	39.70	36.70	31.20	35.00	34.00	34.50	35.00	35.50	39.00	36.00
1965	37.10	37.70	36.30	35.70	35.80	31.00	31.40	31.60	32.00	33.10	34.20	34.20	33.70
1966	35.00	35.20	35.40	34.90	34.30	33.00	31.20	35.80	35.40	36.60	37.40	36.70	38.00
1967	38.70	41.20	43.30	39.60	36.20	33.00	34.00	32.70	33.50	34.20	34.60	35.80	34.50
1968	37.00	36.40	35.40	33.40	33.80	32.60	31.90	33.20	33.20	33.80	33.80	34.80	34.50
1969	35.40	35.40	35.40	35.60	36.60	35.90	35.90	34.00	35.00	35.90	35.90	37.20	36.50
1970	37.60	36.10	36.20	36.60	34.60	34.20	34.70	34.60	34.90	34.90	34.90	35.90	36.00
1971	36.40	36.80	36.80	36.80	37.10	38.00	38.00	37.00	37.00	37.00	37.00	37.00	37.00
1972	37.00	37.00	37.50	37.50	37.50	37.50	37.50	37.50	37.50	37.50	37.50	37.50	37.50
1973	37.00	37.50	39.50	37.50	38.00	35.00	39.00	40.00	39.50	39.50	40.00	44.00	40.50
1974	41.00	43.00	40.00	39.50	39.50	38.00	38.00	38.00	38.50	38.00	39.50	43.50	42.50
1975	44.00	48.00	47.00	49.50	47.00	47.50	41.50	47.00	47.50	49.00	50.50	51.00	54.50
1976	53.50	55.50	59.50	62.00	63.00								59.50
1977													84.00
1978													70.00
FLORIDA													
1949	18.10	18.80	18.80	19.50	18.50	18.50	20.00	20.00	18.90	16.40	16.70	16.70	17.20
1950	17.30	17.80	17.60	16.90	19.00	19.00	19.00	19.20	17.60	16.40	17.40	18.30	18.50
1951	21.20	23.10	22.90	26.00	23.00	25.00	25.70	22.00	20.20	22.50	23.70	23.70	23.80
1952	24.90	24.80	24.70	24.70	24.40	24.20	23.60	24.30	23.50	24.90	25.60	27.20	26.70
1953	28.10	30.20	29.60	30.20	31.20	30.50	29.60	27.40	26.00	25.20	20.40	21.20	23.10
1954	23.40	24.60	24.10	24.80	24.50	23.70	24.00	26.00	25.00	26.00	29.00	30.00	29.00
1955	31.00	32.00	32.50	31.00	32.00	31.00	30.50	30.50	28.00	25.00	27.30	28.30	27.40
1956	28.30	27.90	27.90	29.00	29.00	28.30	29.80	29.50	26.50	24.80	28.80	29.50	27.40
1957	26.20	26.30	26.50	26.90	27.00	24.40	23.40	24.80	27.00	28.10	28.30	31.10	29.80
1958	29.80	30.00	31.50	29.50	29.50	29.50	29.70	29.20	28.80	28.00	28.00	29.00	29.40
1959	30.00	31.00	29.50	27.60	27.70	26.60	27.30	26.10	27.90	27.70	28.70	28.80	28.60
1960	29.10	27.10	29.80	29.10	29.00	29.00	28.70	30.90	29.00	30.50	31.60	31.50	31.20
1961	31.50	31.80	31.30	31.50	30.90	30.80	31.10	30.00	30.50	31.00	31.70	31.80	32.20
1962	31.90	33.30	32.80	33.40	31.70	29.80	30.50	29.70	30.00	30.50	30.40	30.20	31.00
1963	32.00	33.70	34.30	33.00	33.00	32.50	32.90	33.30	30.30	29.70	32.10	32.00	32.30
1964	32.90	34.40	35.20	33.90	33.70	31.70	30.20	30.00	30.20	30.00	31.20	31.50	31.10
1965	33.30	30.50	32.50	29.80	28.50	29.70	29.70	31.50	30.50	29.10	29.60	29.60	30.40
1966	31.10	32.10	32.00	32.50	32.00	31.40	31.40	30.50	30.40	30.80	31.00	32.50	32.50
1967	32.40	34.40	33.90	33.40	32.50	32.90	30.60	30.10	29.90	29.00	30.80	31.30	31.50
1968	31.40	32.40	33.50	34.40	32.50	33.50	33.40	31.40	29.60	32.30	32.20	32.20	32.50
1969	33.20	35.10	34.20	32.40	31.40	32.40	32.40	30.40	30.40	31.50	32.20	33.30	33.00
1970	34.20	35.20	33.40	34.30									31.00
1971													33.00
1972													37.00
1973													43.50
1974													56.00
1975													54.00
1976													57.00
1977													60.00
1978													58.00

ALL HAY (BALED): PRICES RECEIVED BY FARMERS, MONTHLY AND SEASON AVERAGE,
BY STATE AND UNITED STATES, 1949-78

YEAR :	JAN :	FEB :	MAR :	APR :	MAY :	JUN :	JUL :	AUG :	SEP :	OCT :	NOV :	DEC :	SEASON
:	:	:	:	:	:	:	:	:	:	:	:	:	AVERAGE

DOLLARS PER TON

GEORGIA

1949	20.60	20.50	20.00	20.70	19.80	19.40	19.40	18.80	18.50	17.50	17.00	17.50	18.60
1950	19.70	20.10	20.10	20.20	20.00	20.80	21.70	20.40	19.80	19.70	19.60	21.80	22.50
1951	25.20	27.80	27.80	28.20	29.30	27.60	28.00	27.00	25.40	24.50	26.20	28.40	27.40
1952	28.20	29.70	30.20	29.50	30.00	27.90	27.80	29.40	29.40	28.50	28.60	29.40	29.50
1953	30.50	30.90	31.30	30.90	30.10	29.40	29.50	27.60	26.10	25.80	24.00	24.70	26.10
1954	25.50	25.50	25.60	25.90	24.90	24.70	25.60	26.50	26.10	29.00	29.80	29.40	29.20
1955	31.00	30.60	31.40	31.00	31.40	30.00	29.50	28.30	26.00	25.00	24.80	26.00	25.80
1956	24.90	25.40	25.40	25.00	25.10	24.60	24.20	24.20	24.80	24.20	24.20	24.20	24.30
1957	25.00	24.60	23.80	25.50	25.90	23.70	24.40	23.60	25.10	24.20	24.40	26.00	26.50
1958	27.50	29.20	26.30	26.80	28.20	27.70	27.60	26.00	25.80	27.00	27.20	27.50	27.20
1959	27.80	27.80	27.40	27.00	26.30	26.60	27.00	25.70	26.00	25.80	25.70	26.80	26.90
1960	27.00	27.70	27.90	28.20	27.20	27.80	28.60	27.30	27.60	27.40	27.60	28.00	27.90
1961	28.00	28.80	28.40	27.50	27.20	26.70	25.70	25.50	25.60	25.10	26.10	26.40	26.40
1962	27.00	27.10	26.30	26.00	25.20	25.80	25.20	26.00	25.50	25.50	26.20	27.40	27.70
1963	27.30	29.70	30.00	28.50	27.00	27.50	26.60	25.30	25.20	25.80	26.60	27.70	27.20
1964	28.00	28.00	28.00	27.50	27.00	25.00	25.00	25.00	25.00	25.50	25.50	26.50	25.80
1965	26.00	26.00	26.00	26.00	26.00	25.50	24.50	25.00	25.20	25.80	26.60	27.50	26.80
1966	28.00	28.00	28.50	26.00	26.00	26.00	26.50	25.50	27.00	26.50	26.50	27.50	27.00
1967	28.50	27.50	27.30	27.20	27.60	27.60	26.20	27.40	26.80	27.10	27.60	28.20	28.00
1968	28.50	29.50	30.00	30.00	28.00	27.50	27.50	29.00	28.50	28.50	29.50	29.50	29.00
1969	30.00	30.00	30.00	30.00	30.50	29.50	29.00	29.50	30.00	30.00	30.00	31.00	30.50
1970	31.50	31.50	31.00	30.50	30.50	29.50	29.00	29.50	30.00	30.00	29.50	30.50	30.50
1971	31.50	32.00	31.50	31.50	32.50	32.00	31.50	31.00	32.00	32.00	33.50	34.00	32.50
1972	33.00	33.00	32.50	32.50	32.50	32.00	31.50	32.00	32.00	32.00	33.50	34.00	32.50
1973	34.00	35.00	34.00	35.00	34.50	35.00	35.00	36.50	35.00	34.00	37.00	39.50	36.00
1974	36.50	37.00	36.00	36.50	35.00	35.50	37.00	35.00	36.50	38.00	35.50	35.50	36.50
1975	38.00	36.00	36.50	36.50	34.50	42.00	41.00	41.50	42.50	41.00	41.50	44.00	42.00
1976	44.00	43.00	40.50	40.50	43.00	44.50	47.00	50.00	54.50	54.50	59.50	55.00	54.00
1977	57.50	58.00	59.00	59.50	59.00	54.00	58.00	58.50	63.50	62.50	66.50	62.00	61.00
1978	61.50	61.50	63.50	60.00	59.00	58.00	58.00	56.50	55.00	55.50	56.00	57.50	56.50

IDAHO

1949	32.60	34.60	30.30	25.90	22.50	21.80	19.30	18.30	19.20	20.00	19.20	18.20	19.00
1950	18.10	18.10	19.80	17.80	18.60	17.20	19.30	18.10	18.60	19.70	21.30	20.10	19.70
1951	20.90	19.60	19.70	19.40	17.70	19.60	19.90	20.50	22.50	24.00	29.30	34.80	27.60
1952	36.30	34.50	38.00	43.50	35.70	24.00	25.90	22.00	23.50	25.50	24.00	24.20	23.50
1953	24.50	19.90	18.90	20.60	18.50	19.00	15.60	17.80	16.90	17.80	17.00	19.40	17.90
1954	19.20	19.50	17.90	17.80	17.50	18.00	17.80	18.50	19.50	19.50	22.00	22.00	20.80
1955	21.80	21.90	21.50	23.50	24.50	23.20	20.50	19.10	20.50	20.00	21.00	21.00	20.90
1956	21.50	20.50	21.50	23.50	22.70	21.00	17.90	17.00	18.00	19.80	19.90	20.10	19.20
1957	20.00	18.70	16.80	19.00	15.90	16.00	14.30	14.50	15.00	13.90	13.90	14.90	14.00
1958	14.00	12.90	12.30	12.90	12.00	14.00	14.00	14.00	15.00	15.00	14.00	15.00	14.90
1959	16.00	16.00	15.50	16.00	17.00	20.00	21.00	21.00	21.20	23.90	25.20	25.70	23.50
1960	24.50	23.60	23.50	22.80	22.90	22.90	21.60	22.40	21.60	22.50	23.20	23.30	22.40
1961	22.80	21.20	21.80	20.40	21.40	22.90	21.70	21.40	21.60	21.80	21.30	20.80	21.10
1962	20.90	19.80	19.90	19.90	18.50	17.50	17.30	17.00	16.30	16.40	16.90	18.40	17.90
1963	17.90	18.80	19.40	19.90	20.40	19.90	18.80	17.80	17.90	18.90	18.90	19.40	19.50
1964	19.90	20.20	20.90	21.90	23.40	22.00	19.70	19.50	18.80	20.00	20.00	20.30	20.20
1965	20.80	20.80	20.30	19.40	19.40	19.00	20.00	18.60	19.10	20.60	20.70	22.00	20.80
1966	22.90	21.90	22.40	21.90	20.90	23.90	24.90	25.80	26.30	26.90	26.90	27.40	25.50
1967	26.90	24.90	23.90	23.00	23.00	23.40	21.00	18.00	18.50	18.50	18.00	18.00	19.00
1968	19.00	18.00	17.00	17.00	17.00	18.00	18.00	18.00	19.50	19.00	19.50	20.50	20.00
1969	22.00	22.50	23.50	24.50	23.50	21.50	21.50	21.50	21.50	20.50	22.00	22.50	21.50
1970	22.50	22.50	21.00	21.00	21.50	21.00	22.00	21.00	21.50	21.00	21.40	22.40	22.50
1971	22.80	24.80	24.80	27.00	29.00	27.00	24.00	24.00	25.00	26.90	28.00	29.00	27.50
1972	31.00	32.00	31.00	28.00	28.00	26.50	27.00	28.50	30.50	31.40	31.40	34.00	31.50
1973	34.50	34.00	35.50	32.50	35.50	35.00	43.00	44.00	46.00	49.50	51.00	51.00	46.00
1974	51.00	49.00	48.00	48.00	48.00	48.00	47.00	43.50	41.00	40.00	39.00	42.00	43.50
1975	42.00	41.00	40.00	43.00	49.50	49.50	46.50	48.00	47.00	50.00	49.00	47.50	49.00
1976	44.00	45.00	50.00	48.50	49.50	46.50	48.00	47.00	50.00	49.00	50.00	44.00	45.50
1977	48.50	47.50	50.00	53.50	59.00	55.00	51.50	50.00	46.80	46.50	43.50	44.00	45.50
1978	45.50	42.00	40.00	39.00	36.50	36.50	37.00	36.00	37.50	33.50	34.50	34.50	36.00

ALL HAY (BALED): PRICES RECEIVED BY FARMERS, MONTHLY AND SEASON AVERAGE,
BY STATE AND UNITED STATES, 1949-78

YEAR	JAN	FEB	MAR	APR	MAY	JUN	JUL	AUG	SEP	OCT	NOV	DEC	SEASON AVERAGE
DOLLARS PER TON													
ILLINOIS													
1949	25.40	25.40	24.50	24.60	24.00	20.50	19.50	21.00	20.50	22.00	22.70	22.00	21.00
1950	22.00	21.90	20.80	21.20	21.70	20.20	18.70	19.40	19.60	20.50	20.80	22.40	21.30
1951	22.80	23.70	22.40	22.00	21.70	19.90	19.60	19.40	19.30	19.60	20.90	21.70	20.90
1952	22.50	22.30	21.60	21.10	20.40	19.90	20.40	23.50	24.50	24.00	24.30	25.20	22.80
1953	24.80	24.50	23.00	23.40	23.10	19.90	21.60	22.70	23.30	24.70	25.70	27.30	25.00
1954	28.10	28.50	28.00	26.60	25.70	22.90	21.40	24.70	24.00	24.00	24.50	25.50	23.70
1955	25.30	24.90	23.40	22.70	21.90	19.60	18.10	18.20	18.90	19.40	20.00	20.30	19.00
1956	19.50	19.50	18.30	18.30	18.60	17.10	18.00	17.90	18.70	19.10	19.70	20.30	18.70
1957	20.00	20.00	20.00	20.00	19.60	17.20	17.50	17.90	18.80	19.30	19.60	19.10	18.80
1958	19.20	20.00	20.20	18.70	18.70	18.30	17.20	17.60	17.80	18.50	18.50	18.60	18.30
1959	18.60	18.60	18.70	18.70	18.40	15.50	17.20	19.30	18.80	19.30	20.20	21.00	19.20
1960	20.30	20.80	21.30	21.20	20.20	18.70	18.40	19.20	18.40	19.90	20.20	20.40	19.50
1961	20.20	20.60	19.50	19.50	19.50	17.40	17.40	18.20	19.20	19.40	19.70	19.70	19.60
1962	20.60	21.50	22.40	22.00	20.00	18.70	19.70	19.70	20.20	21.20	21.70	23.20	21.70
1963	23.50	23.50	24.50	23.20	22.20	19.20	21.70	21.20	23.10	23.50	25.80	25.80	23.40
1964	26.90	26.30	24.50	24.70	23.20	20.60	20.20	21.40	23.40	22.90	24.40	24.90	23.40
1965	27.00	26.00	26.20	25.70	24.40	22.20	22.10	22.10	22.60	22.60	23.10	23.20	22.70
1966	23.90	23.90	22.90	22.60	22.60	21.40	21.20	21.70	22.30	23.30	23.30	23.80	22.50
1967	23.80	24.30	23.80	23.30	22.20	21.80	21.70	20.80	21.80	22.20	22.30	22.30	22.00
1968	23.20	22.90	22.70	22.20	22.00	20.50	21.30	21.20	22.80	21.70	22.70	22.30	22.50
1969	24.30	23.80	24.00	24.80	22.90	21.90	23.40	22.50	23.00	24.00	23.50	23.00	23.50
1970	25.50	25.50	25.00	25.00	24.00	23.50	24.00	23.50	24.10	24.00	23.50	24.40	24.50
1971	24.60	26.50	26.50	26.10	26.80	24.60	25.10	24.60	25.50	25.50	25.70	26.10	25.50
1972	26.10	27.50	28.00	28.00	27.70	25.70	24.70	25.70	25.70	25.90	27.50	30.50	27.50
1973	30.50	29.50	30.50	31.00	29.50	28.50	28.50	29.50	29.50	28.50	30.50	32.00	31.50
1974	35.50	36.50	36.00	36.00	34.50	33.00	34.50	37.50	39.50	40.00	41.50	44.00	40.00
1975	46.00	44.50	49.00	47.00	47.50	44.00	41.00	44.00	46.00	46.50	47.50	47.50	45.00
1976	47.50	49.00	47.50	49.00	47.50	49.00	46.50	48.50	50.00	49.50	50.50	53.50	51.50
1977	55.00	56.00	63.00	57.00	52.00	53.00	52.50	52.00	53.50	53.50	53.00	55.00	53.00
1978	55.50	53.00	51.50	50.00	51.50	51.00	52.00	50.50	52.00	53.00	52.50	53.50	53.00
INDIANA													
1949	24.10	25.70	24.70	24.50	22.80	21.30	21.30	21.40	21.90	22.50	21.80	23.30	21.60
1950	21.40	21.40	21.50	21.50	20.80	19.80	19.30	19.80	20.30	21.10	21.60	21.00	20.60
1951	21.20	21.90	22.60	21.20	20.80	18.30	19.30	21.50	22.10	22.90	21.40	23.90	21.80
1952	23.30	24.40	22.80	22.80	22.30	20.20	19.20	23.80	24.40	25.00	25.00	25.20	23.30
1953	26.00	25.00	24.90	23.50	23.30	20.70	20.60	20.20	22.00	22.70	23.90	27.30	24.40
1954	28.90	28.90	28.50	26.80	24.10	22.00	22.60	24.60	24.50	25.00	25.50	25.50	23.80
1955	25.00	25.20	24.00	23.30	22.70	20.30	19.80	18.80	18.80	20.90	19.70	19.90	19.20
1956	19.30	18.90	17.20	17.30	18.20	17.00	17.00	17.70	18.00	18.80	19.50	19.70	18.10
1957	19.40	19.20	18.50	18.50	18.50	17.10	18.20	18.70	18.20	18.80	19.20	19.80	19.10
1958	19.60	20.00	19.70	20.20	19.30	18.80	17.70	18.70	21.10	20.70	20.20	20.20	19.40
1959	19.70	20.50	19.50	19.50	19.00	18.00	18.50	18.50	18.50	19.50	19.00	20.00	19.50
1960	20.50	19.70	20.70	22.00	21.60	18.90	18.90	18.90	19.60	20.00	20.10	20.10	20.20
1961	21.60	21.40	21.70	20.90	20.40	18.70	18.80	19.40	19.90	19.90	19.90	20.60	20.40
1962	21.40	21.60	21.50	22.50	22.00	19.30	20.10	20.60	21.60	21.60	22.10	22.80	22.10
1963	23.80	23.80	24.60	22.70	22.30	20.90	21.10	21.90	21.20	23.10	23.80	24.80	22.50
1964	25.00	24.00	23.90	23.20	22.10	20.40	20.70	21.70	22.70	23.20	23.90	25.60	23.10
1965	25.90	25.40	25.50	27.00	24.60	21.40	22.00	22.50	22.50	23.10	23.90	24.60	23.00
1966	25.10	25.80	23.40	23.40	22.80	21.70	20.80	22.50	22.90	22.70	22.90	24.50	23.00
1967	25.50	25.70	25.10	24.10	24.30	22.80	22.70	22.90	24.30	25.10	25.60	26.40	25.00
1968	26.40	28.40	28.20	26.70	27.70	24.10	23.40	23.90	23.50	23.00	23.50	25.50	24.50
1969	25.00	25.00	25.00	24.50	24.50	24.00	23.00	22.50	24.00	23.50	23.50	24.50	24.50
1970	25.50	26.50	26.50	25.50	25.50	23.50	24.50	24.00	24.00	25.00	25.50	25.00	24.50
1971	24.50	25.50	26.50	26.50	25.00	24.50	25.00	25.00	26.00	27.00	24.80	27.20	26.50
1972	27.40	29.10	28.80	27.80	27.40	25.90	24.80	27.00	26.40	26.60	28.50	33.30	30.00
1973	35.50	36.00	35.00	34.00	31.50	30.00	31.00	35.00	34.50	34.00	34.00	34.00	35.00
1974	38.50	42.00	40.00	40.00	40.00	39.00	40.50	44.00	47.00	48.50	51.50	56.00	48.50
1975	53.50	58.50	57.50	59.50	58.50	54.00	53.00	53.50	55.00	55.50	56.00	55.50	53.50
1976	56.50	53.50	51.00	49.50	50.50	53.00	55.00	52.50	50.00	53.50	54.50	54.00	55.00
1977	56.50	56.00	58.00	57.00	55.50	50.00	52.50	54.00	50.50	52.50	49.00	55.50	54.50
1978	57.00	60.00	58.50	60.50	55.50	52.00	51.00	50.00	52.00	51.50	52.00	53.50	53.50

ALL HAY (BALED): PRICES RECEIVED BY FARMERS, MONTHLY AND SEASON AVERAGE,
BY STATE AND UNITED STATES, 1949-78

YEAR	JAN	FEB	MAR	APR	MAY	JUN	JUL	AUG	SEP	OCT	NOV	DEC	SEASON AVERAGE
DOLLARS PER TON													
IOWA													
1949	24.20	23.20	22.50	22.30	21.20	18.50	17.00	18.00	17.00	18.30	18.40	18.50	17.90
1950	18.30	18.10	17.30	17.90	18.60	16.20	14.80	16.30	15.20	15.20	15.90	16.90	16.60
1951	17.50	18.30	17.20	17.80	17.50	16.70	14.60	14.90	14.70	16.10	16.00	17.30	16.20
1952	17.70	17.10	16.60	15.90	16.10	15.10	15.00	17.10	18.40	18.70	19.50	19.10	18.00
1953	20.20	20.20	18.50	18.10	18.50	15.40	16.70	17.40	18.10	19.20	19.80	21.20	18.60
1954	21.20	21.00	19.70	19.70	17.90	17.90	16.40	17.50	18.50	17.80	18.50	19.30	18.10
1955	19.20	19.30	18.60	17.70	16.70	15.90	14.60	14.00	15.60	15.50	16.50	17.10	16.20
1956	17.60	16.90	16.50	16.40	18.90	18.50	19.80	19.80	19.20	18.80	19.60	21.10	19.30
1957	20.10	19.40	19.30	18.30	17.90	15.40	15.30	15.20	14.30	15.20	14.80	16.00	15.10
1958	16.20	14.70	14.50	14.30	13.50	12.60	12.10	12.00	12.40	12.70	12.90	13.80	12.90
1959	13.60	13.70	12.90	14.00	12.40	11.70	12.00	13.50	13.30	14.30	14.60	15.40	14.30
1960	13.90	14.70	15.20	16.30	15.60	14.60	13.40	13.40	13.60	14.20	14.50	14.40	14.50
1961	15.00	15.60	15.00	14.60	14.60	14.60	15.10	15.60	14.80	15.30	15.40	15.80	17.40
1962	20.30	20.10	20.80	18.60	16.30	15.50	15.30	14.80	16.30	16.80	17.30	17.30	16.50
1963	17.80	17.70	17.70	16.20	16.70	16.70	18.00	17.90	18.20	18.00	18.50	19.50	18.00
1964	19.50	19.00	18.00	17.00	17.50	17.00	16.00	16.50	18.00	18.30	18.50	19.30	18.30
1965	19.50	19.50	19.50	19.90	21.50	21.80	21.40	20.40	21.40	21.20	21.10	21.90	21.80
1966	23.50	24.50	22.50	20.90	21.40	19.90	19.10	18.70	19.90	19.20	19.90	20.10	20.00
1967	21.20	20.70	20.90	19.60	19.60	19.10	19.40	18.60	19.40	19.40	19.60	19.60	19.50
1968	20.10	20.40	19.70	19.70	19.30	18.50	18.60	18.60	18.60	18.70	19.70	20.20	20.00
1969	20.60	21.40	22.40	23.40	21.40	19.90	18.40	19.40	19.40	20.10	20.60	20.20	20.00
1970	21.90	21.90	21.90	20.40	19.00	18.50	19.00	19.50	19.50	20.40	20.40	21.20	20.00
1971	21.20	21.50	21.90	20.70	19.70	19.20	19.70	20.70	20.80	20.70	21.20	21.40	20.50
1972	22.00	22.60	22.50	22.00	20.50	20.00	20.50	21.00	21.50	22.00	21.50	23.00	22.00
1973	25.00	26.00	25.50	26.50	24.00	23.50	22.50	25.00	25.50	26.00	28.90	31.00	29.00
1974	35.00	38.50	40.00	41.00	39.00	34.00	34.00	39.50	39.00	44.00	48.50	54.00	45.00
1975	55.00	53.50	52.50	56.00	53.00	48.00	44.50	47.00	49.50	50.50	50.50	54.50	49.00
1976	55.50	56.50	52.00	50.00	52.00	51.00	54.00	53.00	60.50	63.00	65.00	69.00	61.00
1977	74.50	74.50	70.00	64.50	61.00	53.00	52.00	44.30	38.90	37.50	40.50	43.50	47.00
1978	46.50	45.50	44.50	43.00	43.00	37.00	38.00	37.50	39.00	43.50	47.50	44.50	43.00
KANSAS													
1949	18.60	18.40	18.30	17.90	15.80	12.50	13.40	14.10	15.70	16.20	17.10	17.30	15.50
1950	16.70	15.50	15.30	15.40	16.00	15.00	15.40	15.20	15.70	16.60	17.00	18.00	18.20
1951	18.80	19.70	19.50	20.80	20.40	17.10	18.50	19.00	21.20	23.50	25.50	27.40	23.70
1952	28.20	26.40	25.00	25.00	23.20	20.50	26.30	32.30	31.20	32.60	34.70	34.90	31.40
1953	36.00	34.00	32.20	30.00	27.60	20.80	24.30	26.20	26.20	26.50	26.70	27.00	25.60
1954	26.90	25.80	24.40	24.30	22.40	18.50	20.00	22.70	23.30	23.30	24.30	24.90	23.00
1955	24.50	23.90	22.10	21.70	20.90	18.40	17.30	19.80	21.20	21.80	22.20	22.00	20.30
1956	20.60	21.10	19.20	19.70	20.50	19.90	18.90	21.20	23.50	26.00	28.50	29.50	25.40
1957	29.50	29.10	28.40	28.00	24.80	15.30	14.70	15.60	16.40	16.50	16.00	16.50	15.40
1958	12.20	13.70	13.50	13.20	12.30	9.80	11.30	11.10	11.60	12.00	11.80	12.30	11.60
1959	12.20	11.90	11.50	11.00	10.90	10.50	11.30	12.80	13.60	14.40	15.20	16.70	16.30
1960	18.00	18.90	19.90	19.80	18.10	14.10	14.20	16.00	16.50	17.90	19.00	19.80	17.70
1961	20.30	19.80	18.80	17.40	17.30	15.20	15.00	15.70	15.70	16.70	17.30	18.00	17.20
1962	18.60	18.50	18.60	18.60	17.20	15.80	15.90	16.90	17.10	17.90	18.30	19.00	18.20
1963	19.50	19.80	19.40	19.00	18.50	18.30	19.50	21.00	21.30	22.90	23.80	25.40	22.60
1964	25.40	24.80	23.80	23.40	21.70	19.50	18.50	20.70	22.00	21.90	22.80	23.00	21.80
1965	23.30	22.90	22.10	21.80	20.10	17.70	17.50	17.00	17.50	17.40	18.10	18.90	18.20
1966	18.80	19.00	18.50	18.10	18.10	18.80	20.70	23.80	23.00	23.10	24.30	25.70	23.50
1967	26.40	25.80	25.20	25.10	22.80	20.70	19.80	18.70	18.70	19.20	19.60	20.60	20.50
1968	21.60	22.50	21.20	20.30	20.30	18.80	19.10	19.00	19.30	19.50	20.80	21.70	21.00
1969	22.60	22.90	23.40	23.10	21.40	19.10	19.00	19.80	20.60	20.60	21.50	21.50	21.00
1970	22.50	22.00	22.00	21.50	20.30	19.10	19.60	22.50	25.00	26.00	25.00	26.00	24.50
1971	27.50	27.60	27.50	26.50	24.00	22.50	22.00	22.50	22.50	23.00	25.00	25.50	24.00
1972	25.50	26.50	25.50	24.50	24.00	23.00	23.50	23.50	23.50	23.50	25.50	27.00	26.50
1973	29.50	31.50	35.00	33.50	30.50	28.00	30.00	37.50	40.50	42.00	45.00	46.00	38.50
1974	47.50	46.00	42.00	37.50	35.00	35.00	41.00	47.50	51.00	53.50	54.00	54.00	46.00
1975	51.00	48.00	48.00	50.00	47.00	45.00	44.50	46.50	46.00	46.50	48.50	50.50	48.00
1976	51.00	50.50	50.50	51.00	51.00	47.50	47.50	48.00	50.50	55.10	54.00	54.50	53.00
1977	56.00	59.00	60.50	58.50	57.00	50.00	44.50	42.00	43.50	38.50	38.50	38.50	43.00
1978	40.00	39.00	39.00	38.50	37.50	39.00	37.00	37.00	41.00	45.00	48.00	49.50	45.00

ALL HAY (BALED): PRICES RECEIVED BY FARMERS, MONTHLY AND SEASON AVERAGE,
BY STATE AND UNITED STATES, 1949-78

YEAR	JAN	FEB	MAR	APR	MAY	JUN	JUL	AUG	SEP	OCT	NOV	DEC	SEASON AVERAGE
DOLLARS PER TON													
KENTUCKY													
1949	28.60	29.20	30.70	29.60	27.00	25.30	24.90	24.40	22.50	22.60	22.00	24.20	25.80
1950	23.90	24.80	24.10	24.70	23.70	22.10	21.40	21.70	22.10	22.60	23.30	25.20	25.00
1951	26.20	26.80	26.10	25.60	25.40	23.80	23.20	24.30	25.50	26.50	27.70	28.70	29.40
1952	30.70	31.50	31.60	31.20	29.30	28.30	26.80	33.00	33.20	32.70	33.10	34.50	33.20
1953	34.10	35.10	34.30	31.80	30.70	26.70	25.20	25.50	26.80	28.00	29.70	31.10	30.80
1954	32.20	33.20	32.90	32.50	30.00	26.80	26.90	28.20	28.30	27.60	28.20	29.10	28.80
1955	29.66	29.70	28.90	28.10	27.20	25.40	24.40	22.60	20.30	20.00	20.10	21.00	21.20
1956	21.00	21.20	21.00	20.90	20.00	19.90	19.90	19.50	18.90	19.50	20.20	21.30	20.70
1957	21.50	21.40	21.30	21.30	21.00	20.20	19.40	19.60	20.00	20.40	21.50	21.80	22.50
1958	22.30	23.50	24.00	24.80	23.70	21.80	20.80	20.60	20.00	20.50	21.10	22.00	21.20
1959	21.80	21.50	21.00	20.60	19.80	19.30	19.60	20.20	19.80	20.50	21.00	21.80	22.50
1960	22.60	23.50	25.60	26.70	24.50	22.20	22.00	21.40	21.80	22.60	23.00	23.80	23.40
1961	24.00	25.40	24.60	23.40	22.90	20.80	20.40	21.20	21.90	22.10	22.70	23.00	22.90
1962	23.50	23.70	24.10	23.30	22.50	21.70	21.80	21.90	23.10	23.20	23.90	24.10	24.50
1963	25.20	25.60	27.60	26.00	25.00	23.10	22.40	23.20	23.90	24.40	25.80	26.80	25.90
1964	27.30	28.50	27.30	26.30	25.20	23.70	24.30	25.60	26.30	28.00	28.70	30.80	29.00
1965	31.40	31.70	31.00	31.00	28.00	26.00	24.50	24.00	24.00	25.00	25.00	27.00	26.00
1966	27.00	27.50	26.50	26.00	25.00	24.00	25.50	26.00	26.50	26.00	25.50	27.50	26.50
1967	28.00	27.50	28.00	26.00	25.50	25.00	25.50	25.00	25.50	27.00	26.00	26.00	26.50
1968	27.50	27.90	28.70	27.70	27.40	25.40	24.80	25.70	25.10	26.10	27.10	28.00	27.00
1969	27.90	28.20	28.50	27.60	26.40	25.80	26.90	26.20	26.00	27.50	27.60	27.80	28.00
1970	29.40	28.90	29.60	27.50	26.80	26.30	26.90	27.50	28.10	28.40	29.00	29.20	29.00
1971	29.70	30.80	31.10	30.10	29.30	28.00	28.50	28.60	29.30	28.60	29.60	29.20	29.00
1972	28.00	29.70	29.50	28.40	27.40	27.40	28.40	28.90	30.40	31.00	31.10	31.40	32.00
1973	34.00	35.50	37.00	35.00	33.50	33.00	34.00	33.90	33.50	33.50	34.00	35.50	35.00
1974	35.50	36.50	37.50	36.00	33.50	34.50	35.50	37.00	38.00	36.50	37.50	39.50	38.50
1975	40.00	39.50	43.50	45.00	39.50	37.00	37.50	41.00	39.00	42.00	39.00	38.00	40.00
1976	42.00	42.50	42.00	42.00	43.00	41.00	40.50	42.00	43.00	42.00	42.50	45.00	47.00
1977	47.50	59.00	61.50	57.00	51.50	44.50	47.50	45.50	44.00	46.00	47.00	45.50	47.00
1978	48.00	51.50	49.00	49.00	47.00	49.00	50.50	46.50	47.00	49.50	50.50	49.00	48.50
LOUISIANA													
1949	26.90	26.40	28.20	26.60	25.50	23.70	23.10	21.80	22.30	22.20	21.90	22.70	22.50
1950	23.80	21.80	21.00	22.10	22.70	21.20	20.30	20.50	21.50	22.80	25.40	26.50	24.00
1951	25.90	27.70	28.90	26.10	24.70	25.70	25.10	26.00	25.30	27.10	28.70	29.20	28.50
1952	32.00	31.20	30.50	28.10	26.10	26.40	26.30	28.60	29.10	30.40	31.30	31.30	29.80
1953	30.80	29.40	27.70	27.50	26.60	24.20	25.20	25.20	24.00	23.60	25.40	25.40	25.30
1954	27.60	24.90	25.50	25.70	24.40	23.00	21.80	23.30	23.80	23.60	24.60	25.20	24.40
1955	26.20	25.10	24.60	23.90	24.20	22.90	22.00	22.40	20.40	21.60	20.80	21.20	21.70
1956	21.80	22.80	21.80	19.50	20.70	20.20	18.80	18.70	21.30	23.00	23.20	24.00	22.80
1957	24.90	25.90	24.70	24.00	22.30	21.30	22.50	20.90	22.10	22.10	23.60	23.60	23.00
1958	23.60	24.80	25.70	24.20	23.10	21.70	21.80	21.10	20.90	20.50	20.60	22.20	21.60
1959	21.90	22.40	22.40	21.90	20.60	22.10	21.60	20.30	21.30	21.30	21.70	22.40	21.90
1960	22.50	23.00	24.30	23.90	21.50	21.50	22.60	23.10	22.10	22.30	23.80	24.70	23.40
1961	25.90	24.10	24.10	22.60	22.40	22.70	23.40	22.20	23.10	22.20	22.40	22.70	22.60
1962	23.50	22.40	20.60	22.50	21.60	21.90	20.30	22.40	23.40	22.90	23.30	23.30	23.30
1963	24.00	23.00	25.00	22.00	22.50	23.00	24.00	23.00	22.50	22.00	23.50	24.00	23.50
1964	25.00	24.00	23.00	23.00	22.00	21.50	21.30	22.20	22.30	22.20	23.10	23.10	22.80
1965	23.70	23.20	23.20	23.20	23.60	23.00	22.20	22.60	23.10	22.30	22.80	23.40	23.00
1966	23.50	22.60	23.00	23.90	22.00	22.30	22.50	23.90	22.20	23.60	23.40	24.80	23.50
1967	23.70	24.70	24.60	22.80	23.50	22.80	23.50	22.10	22.60	23.00	22.50	23.00	23.00
1968	23.90	22.90	24.30	22.40	22.40	21.80	29.80	22.40	22.80	23.60	22.90	22.90	23.00
1969	23.60	23.60	24.60	23.30	23.50	23.40	23.50	23.10	23.10	25.10	26.90	27.40	25.50
1970	28.10	28.60	27.70	26.10	25.70	25.20	24.50	23.40	23.40	25.10	25.60	25.70	25.00
1971	25.80	25.90	25.80	25.80	24.80	24.90	25.30	25.30	24.30	23.90	24.80	26.80	25.00
1972	26.50	26.50	26.40	26.00	25.40	25.40	26.40	26.40	26.30	26.30	28.20	28.30	27.50
1973	29.50	32.50	35.00	32.00	31.00	30.50	32.00	32.00	32.50	34.50	37.50	38.50	34.00
1974	39.50	38.50	36.50	34.00	33.50	36.50	35.00	39.50	41.50	41.50	43.50	44.50	41.00
1975	46.50	46.50	47.00	47.50	45.00	45.00	45.00	45.00	45.00	46.00	47.00	49.00	46.50
1976	52.00	49.50	45.50	43.50	44.50								47.00
1977													49.00
1978													43.00

ALL HAY (BALED): PRICES RECEIVED BY FARMERS, MONTHLY AND SEASON AVERAGE,
BY STATE AND UNITED STATES, 1949-78

YEAR	JAN	FEB	MAR	APR	MAY	JUN	JUL	AUG	SEP	OCT	NOV	DEC	SEASON AVERAGE
DOLLARS PER TON													
MAINE													
1949	28.90	28.50	29.00	28.00	28.00	28.40	28.40	28.60	28.80	30.10	29.10	29.10	29.20
1950	29.70	29.70	29.70	29.40	29.40	28.10	28.40	28.40	27.60	28.70	28.40	28.40	29.00
1951	29.60	29.60	30.10	30.10	29.10	28.60	28.00	27.50	28.20	28.40	28.00	29.60	28.10
1952	29.60	28.10	28.10	27.10	26.10	25.80	24.90	25.40	25.40	25.40	25.80	25.90	25.00
1953	25.90	25.10	22.70	22.70	21.40	21.90	22.40	22.40	22.40	23.30	23.00	25.00	24.00
1954	24.60	25.60	25.10	26.10	25.70	25.80	24.70	24.70	26.70	28.30	29.50	29.60	27.80
1955	29.80	29.80	29.80	28.70	28.20	28.50	25.70	23.30	23.20	23.30	23.20	23.70	22.80
1956	23.20	21.80	21.00	21.10	20.60	20.20	20.40	20.40	21.90	22.80	22.90	22.90	22.40
1957	23.10	23.60	23.60	23.60	23.10	23.10	23.60	24.10	26.00	28.40	28.40	28.40	26.80
1958	28.00	28.00	27.40	28.00	27.90	25.80	26.30	24.30	25.30	24.80	25.90	25.90	25.40
1959	25.90	25.80	25.30	24.90	24.70	24.40	23.90	23.90	24.40	24.40	24.80	25.30	24.10
1960	24.40	24.40	24.40	23.40	23.00	23.50	23.00	22.10	22.60	23.10	23.10	23.10	22.80
1961	23.60	23.60	23.10	22.50	21.60	21.10	21.30	22.30	22.30	22.30	22.80	22.80	22.10
1962	22.80	22.80	22.30	21.80	21.90	22.40	22.40	24.10	25.80	26.30	27.30	28.10	29.30
1963	28.60	31.40	33.50	35.40	35.40	32.90	28.50	27.40	28.20	28.20	29.20	30.90	30.40
1964	31.90	32.40	31.90	29.50	29.90	29.40	26.50	29.00	30.90	32.00	32.80	32.90	30.80
1965	33.40	33.50	33.00	32.50	32.00	31.00	26.50	29.30	31.70	32.60	33.00	33.50	31.50
1966	33.50	34.00	34.00	33.40	32.90	32.90	31.80	28.10	28.50	28.50	29.00	29.00	29.00
1967	28.50	27.50	27.50	26.00	24.40	23.40	23.80	23.80	25.20	25.70	26.70	26.70	25.00
1968	26.20	26.80	25.80	24.30	24.30	23.30	24.80	23.40	24.40	24.30	25.60	25.20	25.00
1969	25.50	25.70	25.70	25.20	23.90	23.90	24.40	24.40	25.40	25.90	25.90	26.80	26.50
1970	27.80	28.30	29.80	31.30	32.80								33.00
1971													33.00
1972													38.00
1973													56.00
1974													69.00
1975													57.50
1976													54.00
1977													58.00
1978													
MARYLAND													
1949	26.20	25.50	25.40	24.40	24.10	22.10	22.90	23.70	23.30	24.50	22.80	24.20	23.30
1950	23.30	23.60	22.80	22.80	23.60	22.70	23.00	22.50	23.00	24.20	23.80	25.00	25.70
1951	28.40	28.00	26.80	28.60	26.30	24.90	22.80	24.60	25.10	27.20	26.10	27.20	27.30
1952	28.00	28.00	28.90	30.20	28.30	27.50	25.40	28.60	28.00	30.10	29.20	30.30	30.30
1953	32.30	31.70	32.90	30.50	29.40	27.40	26.90	28.80	29.90	31.10	32.60	35.20	33.50
1954	37.10	36.10	35.20	35.20	31.70	31.50	33.50	37.60	37.90	37.60	37.00	38.40	37.60
1955	39.50	39.40	37.90	35.70	34.10	33.30	30.00	28.20	28.70	28.90	28.60	29.10	28.50
1956	28.90	28.20	27.30	27.20	27.60	26.50	26.50	27.30	26.60	26.50	26.50	27.50	27.20
1957	28.00	28.20	27.00	26.70	27.20	26.30	26.60	30.30	33.50	34.20	34.60	35.30	33.80
1958	36.40	36.40	35.70	35.20	34.00	30.50	28.40	27.00	27.40	26.60	27.20	26.20	26.00
1959	25.80	24.90	23.40	25.40	24.00	22.70	23.50	24.50	24.90	25.20	23.90	24.70	25.10
1960	25.00	25.60	25.60	26.70	26.80	24.50	24.90	24.30	24.40	25.70	24.80	26.40	25.80
1961	26.40	27.90	25.90	26.00	26.40	25.20	25.00	25.00	25.00	25.90	25.90	26.10	26.70
1962	27.60	27.60	27.50	27.40	26.00	26.00	28.00	35.70	42.00	42.70	42.50	43.20	40.10
1963	41.90	43.20	43.30	44.00	43.80	38.80	35.90	39.80	42.40	43.10	46.10	46.30	42.90
1964	46.40	46.10	42.10	41.60	38.80	32.80	36.20	35.70	36.20	36.50	36.70	40.10	36.90
1965	37.90	38.50	36.70	36.70	36.70	31.10	31.30	32.10	33.10	33.10	34.20	35.90	34.20
1966	36.00	36.30	36.30	35.40	34.20	33.60	31.90	36.20	35.10	37.00	30.30	37.30	38.00
1967	40.20	41.00	43.50	39.60	36.10	32.70	33.70	32.10	32.70	33.20	33.70	34.60	33.50
1968	36.30	35.70	34.20	31.50	31.90	30.60	30.30	31.50	31.00	31.40	31.40	32.70	32.00
1969	32.70	32.70	32.70	33.20	33.60	32.70	32.70	30.40	31.40	32.30	32.40	34.80	33.00
1970	34.80	32.80	32.80	33.30	31.30	30.80	31.80	31.40	31.80	31.80	31.80	32.80	32.50
1971	33.30	33.70	33.70	33.70	34.20	35.10	35.10	34.70	34.70	34.70	34.70	34.70	35.00
1972	34.70	34.90	35.40	35.40	34.80	34.80	34.80	34.80	34.80	34.80	34.80	35.80	36.00
1973	37.00	38.00	40.00	38.00	38.50	35.00	39.00	40.00	39.50	39.50	40.00	44.00	40.00
1974	41.00	43.00	40.00	39.50	39.50	38.00	38.00	38.00	38.50	38.00	39.50	43.50	42.50
1975	44.00	48.00	47.00	49.50	47.00	47.50	41.50	47.00	47.50	49.00	50.50	51.00	51.50
1976	53.50	55.50	59.50	62.00	63.00								61.50
1977													70.00
1978													

ALL INDY (ORLED): PRICES RECEIVED BY FARMERS, INDUSTRY AND SEASON AVERAGE,
BY STATE AND UNITED STATES, 1949-78

YEAR	DOLLARS PER TON												SEASON AVERAGE
	JAN	FEB	MAR	APR	MAY	JUN	JUL	AUG	SEP	OCT	NOV	DEC	
PUSHOVERETS													
1949	35.00	35.00	35.00	35.00	35.00	34.70	35.00	37.00	37.00	38.00	38.10	38.10	37.00
1950	32.00	32.00	32.00	32.00	32.00	32.00	32.00	32.00	32.10	32.10	32.10	32.10	32.00
1951	37.00	37.00	37.00	37.00	37.00	36.10	35.00	34.70	34.70	35.10	34.70	34.70	35.50
1952	34.00	34.00	34.00	34.00	34.00	35.00	35.00	35.00	35.00	35.00	35.00	35.70	34.00
1953	34.00	34.00	34.00	32.00	32.00	31.50	31.50	31.70	32.00	32.00	32.00	32.00	32.00
1954	35.00	35.00	35.00	35.00	35.00	34.70	34.70	35.00	35.00	34.50	34.50	34.50	35.00
1955	37.00	35.00	35.00	35.00	35.00	35.00	34.10	34.10	35.10	35.00	35.00	34.50	35.70
1956	37.00	35.00	35.00	35.00	35.00	35.00	37.00	35.00	37.00	40.00	40.00	41.00	37.00
1957	37.00	35.00	35.00	35.00	35.00	35.00	35.00	37.00	35.00	35.00	35.00	36.00	37.00
1958	42.00	42.00	41.00	42.00	42.10	39.70	38.00	37.00	40.00	40.00	40.00	41.00	41.00
1959	37.00	37.00	37.00	36.10	34.70	35.00	32.00	35.10	35.00	35.00	34.00	35.00	35.00
1960	35.00	35.00	35.00	35.00	32.00	32.00	35.00	31.00	32.00	32.00	34.00	34.00	35.00
1961	35.00	35.00	35.00	35.00	34.00	35.00	35.00	31.00	32.00	32.00	32.00	34.00	34.00
1962	35.00	34.00	35.00	35.00	32.00	35.00	35.00	32.00	35.00	35.00	35.00	35.00	35.10
1963	34.00	42.00	41.00	45.00	45.00	45.00	37.00	36.00	36.00	37.00	39.10	40.00	38.00
1964	41.00	41.00	40.00	40.00	40.00	38.00	37.10	38.00	38.00	41.00	41.00	40.00	40.00
1965	41.00	41.00	41.00	41.00	41.00	41.00	40.00	40.00	41.00	41.00	41.00	41.00	41.00
1966	41.00	41.00	41.00	41.00	41.70	41.00	39.00	37.00	38.00	39.00	39.00	39.00	39.00
1967	38.00	38.00	35.00	35.00	34.00	35.00	35.00	32.00	34.00	34.00	35.00	35.00	34.00
1968	35.00	35.00	34.00	34.00	32.00	32.00	35.00	35.00	32.00	34.00	34.00	35.00	34.00
1969	35.00	35.00	34.00	34.00	32.00	32.00	35.00	35.00	35.00	35.00	34.00	34.00	35.00
1970	37.10	35.10	35.00	35.00	34.00	32.00	35.00	32.00	35.00	35.00	34.00	34.00	35.00
1971													39.00
1972													41.00
1973													39.00
1974													38.00
1975													43.00
1976													73.00
1977													71.00
1978													69.00
1979													75.00
PUSHOVERETS													
1949	21.00	21.00	20.70	21.00	21.00	21.00	20.70	20.00	19.90	22.00	22.00	21.00	20.50
1950	20.00	20.00	19.00	19.00	21.00	20.00	18.00	18.00	19.70	20.00	20.00	21.00	20.00
1951	21.00	21.00	20.00	20.00	20.00	20.00	18.00	17.00	19.00	19.00	20.00	19.00	19.70
1952	22.00	21.00	20.00	20.00	22.00	22.00	20.00	20.00	21.00	21.00	21.00	22.00	21.00
1953	22.00	21.00	20.00	20.00	22.00	22.00	20.00	20.00	20.70	21.00	21.00	21.00	21.00
1954	21.00	21.00	20.00	20.00	20.00	21.00	19.00	20.00	19.00	20.00	20.00	20.00	20.70
1955	21.00	21.00	20.00	20.00	20.00	20.00	19.00	19.00	19.00	20.00	20.00	21.00	20.00
1956	21.00	21.00	20.00	20.00	20.00	20.00	19.00	19.00	19.00	20.00	20.00	21.00	20.00
1957	20.00	19.00	18.00	18.00	18.00	18.10	18.00	18.00	20.00	20.00	19.00	19.00	19.00
1958	19.00	19.00	18.00	18.00	17.00	19.00	18.00	17.00	18.00	18.00	19.00	19.00	19.00
1959	19.00	19.00	18.00	18.00	18.00	18.00	18.00	18.00	17.00	18.00	18.00	19.00	18.00
1960	18.00	17.00	17.00	18.00	16.70	17.00	16.00	16.00	16.00	18.00	18.00	19.00	18.00
1961	18.00	18.00	17.00	17.00	17.00	17.00	16.00	16.00	16.00	18.00	18.00	19.00	17.50
1962	18.00	18.00	17.00	17.00	17.00	17.00	16.00	16.00	16.00	18.00	18.00	19.00	17.50
1963	21.00	21.00	21.00	21.00	21.00	21.00	21.00	21.00	21.00	21.00	20.00	21.00	21.00
1964	21.00	21.00	21.00	21.00	21.00	21.00	21.00	21.00	21.00	21.00	21.00	21.00	21.00
1965	21.00	21.00	21.00	21.00	21.00	21.00	21.00	21.00	21.00	21.00	21.00	21.00	21.00
1966	21.00	21.00	21.00	21.00	21.00	21.00	21.00	21.00	21.00	21.00	21.00	21.00	21.00
1967	21.00	21.00	21.00	21.00	21.00	21.00	21.00	21.00	21.00	21.00	21.00	21.00	21.00
1968	21.00	21.00	21.00	21.00	21.00	21.00	21.00	21.00	21.00	21.00	21.00	21.00	21.00
1969	21.00	21.00	21.00	21.00	21.00	21.00	21.00	21.00	21.00	21.00	21.00	21.00	21.00
1970	21.00	21.00	21.00	21.00	21.00	21.00	21.00	21.00	21.00	21.00	21.00	21.00	21.00
1971	21.00	21.00	21.00	21.00	21.00	21.00	21.00	21.00	21.00	21.00	21.00	21.00	21.00
1972	21.00	21.00	21.00	21.00	21.00	21.00	21.00	21.00	21.00	21.00	21.00	21.00	21.00
1973	21.00	21.00	21.00	21.00	21.00	21.00	21.00	21.00	21.00	21.00	21.00	21.00	21.00
1974	21.00	21.00	21.00	21.00	21.00	21.00	21.00	21.00	21.00	21.00	21.00	21.00	21.00
1975	21.00	21.00	21.00	21.00	21.00	21.00	21.00	21.00	21.00	21.00	21.00	21.00	21.00
1976	21.00	21.00	21.00	21.00	21.00	21.00	21.00	21.00	21.00	21.00	21.00	21.00	21.00
1977	21.00	21.00	21.00	21.00	21.00	21.00	21.00	21.00	21.00	21.00	21.00	21.00	21.00
1978	21.00	21.00	21.00	21.00	21.00	21.00	21.00	21.00	21.00	21.00	21.00	21.00	21.00

ALL HAY (COLES): PRICES RECEIVED BY FARMERS, MONTHLY AND SEASON AVERAGE,
BY STATE AND UNITED STATES, 1949-78

YEAR	JAN	FEB	MAR	APR	MAY	JUN	JUL	AUG	SEP	OCT	NOV	DEC	SEASON AVERAGE
DOLLARS PER TON													
MINNESOTA													
1949	20.50	21.00	20.50	20.00	18.70	17.00	15.50	16.00	16.00	16.20	16.10	16.20	16.00
1950	17.70	18.50	17.70	19.00	21.00	20.00	17.00	17.50	18.00	17.00	17.50	18.10	18.00
1951	19.20	19.00	20.70	19.50	19.00	16.50	13.50	14.00	14.00	14.00	14.50	14.70	15.20
1952	16.10	15.00	15.70	14.50	14.30	14.00	14.00	16.10	15.50	16.10	17.00	17.00	16.30
1953	17.50	17.50	16.50	16.50	16.20	15.00	14.00	14.20	14.00	14.20	14.00	15.70	15.20
1954	17.70	17.50	15.70	15.70	15.00	14.00	13.00	13.00	13.00	13.50	14.00	14.00	13.50
1955	17.00	16.50	16.70	16.20	15.50	16.00	16.00	15.00	15.70	16.10	15.90	17.20	16.50
1956	16.50	16.70	17.10	16.00	17.70	17.50	16.00	16.00	16.20	16.50	16.50	15.90	14.70
1957	16.50	16.70	16.10	15.00	15.00	15.00	14.00	14.30	14.70	15.30	16.00	15.90	15.20
1958	15.20	14.00	14.00	13.50	13.00	14.20	13.00	14.00	13.00	13.00	14.50	15.00	15.20
1959	15.50	16.00	16.00	16.00	17.00	16.70	16.00	16.00	15.00	15.00	18.00	20.50	20.00
1960	20.50	21.00	21.00	21.70	20.00	18.00	15.70	15.00	15.00	15.30	16.70	16.00	16.00
1961	17.10	17.00	18.00	17.50	16.50	16.00	17.00	16.00	17.10	17.00	17.20	18.10	18.00
1962	18.00	18.50	19.00	19.00	19.50	17.00	16.00	17.10	16.70	16.50	17.00	17.00	17.50
1963	17.70	18.00	18.00	17.00	16.00	16.00	15.50	16.00	17.50	17.50	18.00	18.50	17.50
1964	18.50	19.00	17.50	18.00	17.50	17.50	17.50	20.00	21.50	21.50	21.50	21.50	21.00
1965	20.50	20.50	20.50	20.50	20.50	22.00	21.50	20.50	21.00	21.00	21.00	21.00	21.00
1966	20.00	21.50	21.00	19.00	20.00	18.50	18.00	19.00	18.50	19.00	19.00	19.50	19.00
1967	20.50	20.00	20.00	17.50	18.50	20.50	19.00	19.00	20.00	21.00	20.00	20.50	20.50
1968	22.00	20.50	22.00	21.00	20.50	20.50	20.50	19.00	18.50	19.00	19.00	19.00	20.50
1969	19.50	21.00	21.50	21.00	21.00	21.00	21.00	19.50	20.00	19.50	20.00	20.50	20.50
1970	21.00	21.00	20.00	20.00	20.00	19.50	18.50	18.50	20.00	19.00	19.00	20.50	19.50
1971	20.50	20.50	20.50	20.00	20.00	19.50	18.50	19.50	20.00	20.00	20.50	21.50	21.50
1972	21.00	21.50	20.50	20.00	20.50	19.00	18.50	21.00	21.50	21.00	21.00	21.00	21.00
1973	22.50	23.50	24.50	23.00	20.50	19.00	18.50	21.00	21.50	21.00	21.00	21.00	21.00
1974	31.00	36.00	35.50	35.00	34.50	33.50	33.50	34.00	44.00	44.00	45.00	44.00	45.00
1975	40.50	51.50	48.50	45.00	45.00	46.50	46.00	47.00	61.00	65.00	62.00	70.00	70.50
1976	76.00	76.00	80.00	75.50	70.50	58.00	55.00	48.00	43.00	43.00	45.00	44.00	47.50
1978	42.00	43.50	42.50	43.00	40.00	42.00	41.50	41.50	43.50	39.50	41.00	41.00	41.00
MISSISSIPPI													
1949	27.00	27.00	28.00	27.00	27.00	26.70	25.70	25.70	25.00	25.70	25.00	22.50	23.00
1950	27.00	27.00	28.00	28.00	25.50	25.50	22.00	25.10	25.50	24.10	24.50	25.50	25.70
1951	25.00	27.00	28.00	27.70	27.10	26.00	26.00	25.10	26.10	26.10	25.10	29.50	29.50
1952	30.00	30.50	30.00	30.00	29.70	29.00	28.00	29.00	31.50	30.70	31.50	31.00	31.50
1953	32.00	32.00	30.00	30.20	27.00	27.00	25.50	24.10	24.00	25.50	25.00	25.00	24.00
1954	28.00	28.00	26.50	26.70	25.00	25.00	24.00	24.00	24.50	24.00	26.00	26.00	26.10
1955	27.50	26.70	26.50	26.20	25.00	24.00	23.00	21.00	20.50	20.50	20.00	20.00	21.10
1956	21.00	20.00	22.20	19.00	19.00	19.00	18.00	18.00	19.00	19.00	19.00	19.00	20.00
1957	21.70	22.50	21.50	21.50	20.00	20.00	20.00	20.00	19.00	19.00	19.00	21.10	21.50
1958	21.50	22.00	21.00	21.10	23.70	22.20	23.00	21.50	21.00	21.00	22.70	22.00	22.00
1959	23.00	22.50	22.50	22.50	21.00	21.50	20.00	19.50	20.50	20.50	20.00	20.00	21.00
1960	22.50	22.00	22.00	22.00	21.50	21.50	20.50	20.50	21.50	21.50	21.50	21.50	21.50
1961	24.00	23.00	23.00	22.10	21.70	21.20	21.50	20.70	21.00	21.50	22.00	21.50	22.00
1962	22.00	22.00	22.00	22.00	22.00	21.00	21.50	21.00	22.70	23.50	23.00	23.00	23.50
1963	23.00	24.00	23.50	23.50	22.70	22.70	22.50	22.50	22.50	23.00	23.00	24.10	23.70
1964	24.50	24.00	24.20	23.50	22.00	21.50	21.50	22.20	21.50	22.20	22.20	22.20	22.20
1965	22.50	22.00	22.50	22.50	22.50	22.10	22.50	23.00	23.50	23.50	23.50	24.00	23.00
1966	25.50	25.00	24.00	23.50	23.20	22.00	23.00	24.50	24.00	23.50	24.00	23.00	24.50
1967	25.50	25.00	25.00	24.50	24.50	24.50	24.50	25.50	25.00	25.00	25.00	25.00	25.00
1968	25.50	25.00	24.00	24.50	24.50	24.50	23.50	23.50	23.00	24.50	24.50	25.00	24.00
1969	25.00	25.00	25.50	24.50	23.50	23.50	23.50	24.00	25.00	25.00	25.00	26.00	25.50
1970	26.00	26.50	25.50	25.50	24.00	23.00	23.00	23.00	24.00	24.00	23.50	26.50	25.50
1971	27.00	26.00	26.00	24.00	23.00	23.00	24.00	24.00	24.00	25.00	25.00	26.50	25.50
1972	32.00	32.00	31.00	29.00	25.00	25.00	24.00	24.00	24.00	24.00	24.00	31.00	32.00
1973	36.00	38.50	37.00	30.00	30.00	33.00	33.00	33.00	33.00	31.00	33.00	37.00	32.50
1974	38.00	37.50	35.00	33.00	31.00	34.00	33.00	34.00	34.00	39.00	41.00	41.00	41.00
1975	43.00	42.50	40.50	40.50	40.50	46.00	45.50	45.50	42.00	42.00	45.00	44.50	44.50
1977	47.00	48.50	44.00	45.00	45.00	45.00	45.00	45.00	45.00	45.00	45.00	45.00	45.00
1978													50.00

ALL HAY (BALED): PRICES RECEIVED BY FARMERS, MONTHLY AND SEASON AVERAGE,
BY STATE AND UNITED STATES, 1949-78

YEAR	JAN	FEB	MAR	APR	MAY	JUN	JUL	AUG	SEP	OCT	NOV	DEC	SEASON AVERAGE
DOLLARS PER TON													
MISSOURI													
1949	20.30	20.00	18.90	19.70	18.50	17.70	17.30	15.30	15.30	15.90	16.40	16.80	16.50
1950	16.30	16.10	16.00	16.50	17.00	15.80	15.90	16.00	16.40	17.20	18.00	18.40	17.90
1951	18.90	19.90	19.30	19.60	19.80	18.20	18.90	18.90	19.20	19.40	20.90	22.90	21.80
1952	24.70	24.20	23.70	23.50	23.30	20.50	25.40	27.00	26.00	26.50	27.40	29.40	26.40
1953	30.20	28.20	27.20	26.00	24.70	20.60	22.20	26.10	28.80	30.10	27.50	25.50	25.40
1954	25.20	24.50	24.10	24.60	23.10	19.70	20.50	21.90	22.20	23.00	23.50	23.40	22.20
1955	24.00	23.30	23.10	22.40	21.00	18.50	16.90	16.00	16.50	17.00	17.30	18.90	17.90
1956	18.00	18.50	18.50	19.00	19.50	16.20	16.10	16.50	17.40	20.30	22.00	24.40	20.60
1957	25.20	24.40	23.50	24.30	20.00	16.00	16.50	17.00	17.00	18.00	18.50	19.00	17.90
1958	19.50	19.50	19.00	18.50	17.50	14.50	14.50	14.00	14.90	14.70	16.00	16.00	15.30
1959	16.50	16.40	15.50	15.80	16.00	14.50	15.90	15.90	16.60	17.80	17.10	18.30	18.60
1960	18.90	19.80	21.50	21.30	18.20	15.90	17.10	17.90	18.90	19.50	19.90	20.30	19.10
1961	20.50	20.50	19.70	19.00	18.90	17.00	16.30	17.20	17.70	18.10	19.20	19.60	18.80
1962	20.00	20.20	21.70	20.70	19.90	19.00	19.10	20.00	23.00	22.20	22.60	23.10	22.00
1963	23.70	24.10	23.30	22.40	21.30	20.00	19.00	20.60	20.20	22.10	24.20	24.70	22.70
1964	24.50	25.00	24.00	25.00	21.50	19.80	19.10	19.50	20.50	21.60	21.70	22.30	21.40
1965	22.00	23.50	23.50	23.50	21.50	20.00	19.50	18.50	20.00	21.00	22.00	21.50	20.60
1966	21.50	21.50	21.00	21.00	21.00	20.00	20.00	20.50	21.00	21.00	21.50	21.00	21.50
1967	22.50	23.00	22.50	21.00	20.00	20.00	19.50	19.50	20.00	21.50	21.00	21.00	20.50
1968	21.50	21.50	21.00	21.50	21.00	20.00	20.00	20.50	20.00	20.00	20.50	21.50	21.00
1969	22.00	21.50	23.00	23.00	22.00	20.50	20.00	20.50	20.00	20.00	20.50	21.50	21.00
1970	24.40	24.50	24.50	23.00	21.50	21.50	20.50	19.00	20.50	23.00	23.00	24.00	22.00
1971	25.00	24.50	25.00	25.00	24.00	22.50	22.50	24.00	22.50	23.50	24.00	24.00	23.00
1972	26.00	26.50	26.00	25.00	24.50	23.50	25.50	26.50	25.50	24.50	27.00	26.50	24.50
1973	29.50	33.50	32.50	32.00	29.50	27.50	28.50	30.50	32.00	34.00	36.50	37.50	34.50
1974	39.50	40.50	40.00	39.00	35.50	37.00	38.00	44.00	44.00	43.00	44.50	43.50	44.00
1975	49.50	44.50	49.50	51.00	46.50	43.50	41.50	43.00	41.00	41.50	44.50	49.00	45.00
1976	53.00	47.50	46.00	46.50	41.50	42.50	43.50	42.00	41.50	45.00	49.00	56.00	51.50
1977	63.00	69.00	70.00	68.50	63.00	56.00	48.50	47.00	43.50	45.50	45.00	47.00	49.50
1978	47.50	49.50	49.00	48.00	49.00	43.00	42.50	43.00	42.00	44.00	49.00	49.50	45.50
MONTANA													
1949	20.90	23.50	24.40	23.00	23.80	23.00	22.10	23.60	25.40	26.50	26.10	24.00	26.10
1950	26.50	27.30	27.10	26.50	28.60	26.90	23.70	23.20	23.50	24.30	24.10	23.90	24.20
1951	24.40	25.30	24.90	24.50	24.50	24.90	23.40	25.20	25.90	26.70	28.90	30.30	32.30
1952	36.30	40.30	39.00	36.60	30.90	28.70	29.70	30.30	31.40	31.30	30.40	28.20	28.50
1953	27.40	23.30	22.60	22.40	23.60	21.10	17.40	19.00	17.70	17.50	18.30	19.10	18.70
1954	19.90	19.00	19.00	19.20	18.60	18.90	17.50	19.30	19.70	20.20	20.10	20.80	20.00
1955	20.40	20.60	20.00	19.70	20.00	19.30	18.70	18.00	18.00	18.00	18.50	20.70	20.70
1956	21.90	23.90	23.90	22.20	21.70	20.90	22.60	22.20	22.20	22.80	23.50	23.20	22.70
1957	23.60	23.50	21.50	20.00	19.80	19.30	17.30	16.80	16.80	17.30	17.30	17.30	16.90
1958	16.70	16.20	16.20	15.50	13.60	15.60	16.90	17.00	17.00	16.80	16.60	16.70	16.90
1959	17.10	17.40	17.80	17.30	17.40	17.60	17.60	20.70	21.60	22.50	23.60	24.90	23.20
1960	25.20	24.20	23.70	23.40	25.40	23.00	22.90	25.20	25.60	25.80	26.10	25.60	24.60
1961	24.50	23.00	21.00	21.40	21.70	22.00	23.00	23.70	24.30	24.30	24.50	24.90	24.40
1962	25.00	24.30	24.90	25.00	23.80	22.80	18.40	18.70	19.00	18.90	19.40	19.40	19.20
1963	19.40	19.40	18.90	17.60	17.80	17.80	17.70	18.10	17.70	17.60	18.30	18.40	18.50
1964	19.30	19.00	19.00	18.80	19.30	18.00	18.00	18.00	18.50	18.90	18.90	22.20	22.00
1965	26.90	26.90	25.90	25.10	23.70	21.60	20.40	20.40	21.40	22.40	22.40	22.70	22.00
1966	22.70	22.30	22.50	21.30	20.90	21.60	24.30	25.30	25.20	26.80	27.50	27.10	26.00
1967	26.70	26.20	25.60	25.30	28.70	26.00	22.00	22.00	22.10	22.20	21.90	23.40	22.50
1968	23.20	22.80	21.30	21.00	21.00	21.30	19.90	21.00	21.00	21.00	22.00	22.80	22.50
1969	22.80	24.90	26.90	26.60	26.20	24.20	23.80	24.80	23.80	24.80	24.80	24.80	24.00
1970	24.60	24.00	22.50	22.00	22.20	21.20	20.60	20.80	21.10	21.80	23.70	23.30	22.50
1971	22.70	23.50	23.50	22.60	21.70	21.70	21.70	22.70	23.20	24.90	27.80	27.90	27.50
1972	30.70	33.50	33.50	31.50	28.50	25.00	26.00	30.00	31.70	31.70	32.70	34.50	32.00
1973	34.50	36.50	34.00	32.50	34.50	35.50	45.50	51.50	54.50	58.50	56.50	59.50	57.00
1974	62.50	63.00	60.00	60.50	60.50	53.00	48.50	49.00	46.00	43.00	42.50	45.00	45.50
1975	45.50	43.50	43.00	46.50	51.00	48.50	47.50	45.00	39.50	40.00	40.50	41.50	42.00
1976	42.50	42.00	42.50	41.00	39.50	42.00	44.50	46.00	45.50	45.50	45.50	47.00	47.50
1977	48.00	49.50	50.50	51.00	50.00	52.50	55.50	58.00	55.00	54.00	54.00	53.50	56.00
1978	56.00	58.50	61.00	59.00	54.50	48.00	44.50	42.50	41.50	39.00	39.00	42.50	44.00

ALL HAY (BALED): PRICES RECEIVED BY FARMERS, MONTHLY AND SEASON AVERAGE,
BY STATE AND UNITED STATES, 1949-78

YEAR	JAN	FEB	MAR	APR	MAY	JUN	JUL	AUG	SEP	OCT	NOV	DEC	SEASON AVERAGE
DOLLARS PER TON													
NEBRASKA													
1949	20.30	25.50	23.30	20.20	18.70	16.10	14.60	14.20	14.60	14.90	15.40	15.60	14.70
1950	14.90	13.90	13.20	13.20	12.80	12.50	13.00	13.00	14.20	14.30	14.70	15.30	14.40
1951	15.70	15.90	15.50	15.80	16.20	14.70	14.00	14.90	15.80	16.50	18.90	20.60	17.50
1952	21.20	20.30	19.80	18.70	18.00	16.70	17.60	23.60	24.00	25.00	25.70	26.50	23.10
1953	26.30	25.40	22.10	20.40	19.00	15.40	17.40	19.00	19.10	19.30	19.60	20.80	19.10
1954	20.40	20.00	19.30	19.10	17.60	15.80	15.90	18.70	18.70	18.30	19.00	19.00	17.70
1955	18.40	17.90	16.40	16.20	20.10	18.20	16.50	17.30	19.50	20.00	20.00	20.10	18.80
1956	19.90	18.90	18.80	18.60	19.40	17.20	17.50	20.00	20.50	21.80	22.50	23.30	21.40
1957	23.50	23.00	21.60	22.20	20.60	15.00	13.70	13.30	12.80	12.50	12.80	12.90	12.40
1958	11.90	10.70	10.80	9.90	9.70	9.30	9.10	9.30	9.50	9.70	9.60	10.30	9.70
1959	10.50	10.10	9.80	10.30	10.30	10.40	10.80	13.10	14.40	15.30	15.20	16.70	14.80
1960	16.60	16.90	18.10	17.40	16.10	13.90	12.90	13.90	15.90	15.90	15.90	15.70	15.00
1961	16.20	15.80	15.00	14.80	14.80	13.20	14.60	15.10	16.30	16.80	17.00	18.00	16.70
1962	19.30	19.20	19.60	18.70	18.20	16.20	15.30	15.30	15.00	14.90	15.20	15.20	15.50
1963	16.70	16.50	15.60	14.90	14.80	15.50	16.40	18.30	19.20	18.30	18.80	19.20	18.00
1964	18.70	18.40	17.90	18.10	17.10	16.70	16.90	17.90	18.50	19.20	20.20	21.70	20.10
1965	22.20	22.20	21.70	21.50	21.50	18.90	17.60	17.80	18.20	18.40	18.70	19.50	19.00
1966	19.90	19.90	19.90	19.40	18.80	18.80	19.80	21.30	20.90	22.20	21.40	22.40	21.50
1967	22.70	22.90	21.90	21.20	21.40	20.90	19.60	18.90	19.20	19.60	19.30	20.30	19.50
1968	20.30	20.30	19.30	18.90	18.40	19.10	19.60	20.40	20.60	20.50	21.00	21.60	22.00
1969	23.00	25.10	24.90	24.30	22.30	21.50	20.80	19.80	20.00	20.50	20.60	20.90	20.50
1970	20.90	20.40	19.60	18.40	18.40	17.80	18.20	19.50	21.40	21.40	21.50	22.50	21.00
1971	22.20	22.00	22.50	22.00	21.50	20.00	19.90	19.90	20.20	20.90	21.00	21.20	21.00
1972	21.70	22.00	21.50	21.20	21.70	20.80	20.50	20.30	21.50	22.20	23.30	26.70	24.00
1973	28.50	29.00	29.00	28.00	25.50	26.50	26.50	29.50	30.50	31.50	34.00	34.50	32.50
1974	36.50	37.50	36.00	33.50	32.00	31.00	34.50	43.50	45.50	48.00	47.50	47.00	45.00
1975	46.50	44.50	44.00	46.00	44.00	40.00	41.00	42.50	44.00	46.00	45.50	48.50	45.00
1976	49.00	49.50	48.50	45.50	46.50	47.50	50.50	51.50	54.00	53.00	54.00	54.50	53.00
1977	54.50	55.50	53.00	50.50	48.00	44.00	41.00	43.00	35.00	32.00	30.00	29.50	33.50
1978	28.50	29.50	30.50	30.00	30.00	28.00	28.00	29.50	31.00	31.00	31.00	34.00	35.00
NEVADA													
1949	26.70	36.00	36.00	30.00	29.00	24.50	20.50	20.50	20.20	20.20	20.20	23.00	20.60
1950	21.20	19.20	15.70	16.00	16.00	18.00	18.00	19.00	20.00	21.00	21.00	22.00	20.60
1951	21.00	21.00	22.00	22.00	23.00	22.00	22.00	23.00	23.00	25.00	27.00	30.90	28.80
1952	31.50	32.10	36.00	36.10	36.10	28.00	25.30	24.50	25.50	26.80	26.00	26.70	25.70
1953	23.00	21.40	20.40	19.00	21.20	21.90	17.50	18.40	17.70	19.50	20.40	20.00	20.50
1954	22.40	21.80	21.20	18.70	18.60	18.60	18.90	22.00	23.20	23.20	24.50	24.70	23.70
1955	24.00	23.60	23.10	26.00	29.00	29.00	27.40	27.70	26.50	26.90	26.00	24.60	25.00
1956	23.80	22.20	21.30	21.30	22.30	20.20	19.20	19.20	19.80	18.60	20.00	20.20	19.90
1957	21.40	20.50	19.50	18.50	17.80	17.20	15.80	16.30	17.00	16.80	16.50	16.90	16.90
1958	17.70	17.70	17.00	15.80	15.40	16.00	15.80	15.00	15.20	17.00	17.40	18.50	18.10
1959	19.40	19.40	19.50	20.40	21.60	23.50	24.60	25.00	26.10	27.50	28.10	28.30	28.10
1960	30.00	30.10	29.90	28.90	29.60	31.40	31.10	26.50	28.50	28.70	27.50	27.20	27.00
1961	26.20	24.80	23.80	22.70	24.60	24.90	25.60	25.20	24.10	23.00	23.00	21.00	22.70
1962	23.20	21.80	21.40	22.80	22.20	21.00	20.50	18.50	17.80	19.00	19.30	20.60	21.30
1963	21.20	22.80	25.40	25.30	22.90	21.50	21.80	22.50	22.70	24.10	25.60	25.40	24.00
1964	24.90	23.60	23.30	22.70	23.50	22.70	22.00	22.40	20.80	20.40	20.70	22.20	22.00
1965	22.70	22.40	23.00	22.80	23.40	22.70	22.40	22.70	22.60	22.80	23.00	22.70	23.10
1966	23.40	23.70	23.90	23.70	23.10	22.70	24.30	25.60	26.90	28.90	30.00	30.80	29.50
1967	31.10	31.50	31.40	29.60	31.10	28.50	26.00	27.00	26.00	25.50	26.00	25.00	25.00
1968	23.50	23.50	23.50	23.00	22.50	22.00	22.50	23.00	23.50	23.00	23.00	23.00	23.50
1969	24.00	24.00	23.50	24.50	24.50	25.50	25.00	25.50	25.00	24.50	25.00	24.50	26.00
1970	26.50	28.50	28.50	27.00	26.50	25.60	25.60	25.60	25.80	26.50	26.50	26.90	27.00
1971	27.90	27.20	27.40	28.20	28.80	28.00	27.70	27.30	27.30	27.80	28.10	29.20	29.00
1972	31.10	31.10	30.60	30.10	30.10	30.10	30.10	30.10	31.00	31.00	32.50	32.50	33.50
1973	33.50	36.50	38.00	38.50	40.50	37.50	39.50	41.50	48.00	55.50	59.50	61.00	56.50
1974	63.00	63.00	64.50	63.00	61.00	62.50	60.50	58.50	58.50	60.50	59.00	59.50	57.00
1975	56.50	53.00	52.00	52.50	56.00	59.00	56.00	56.00	56.00	56.00	57.50	58.00	59.50
1976	59.00	61.50	68.50	70.00	68.00	68.00	68.00	68.00	68.50	68.50	70.50	68.50	69.50
1977	70.50	70.50	71.50	71.50	72.50	72.50	62.00	62.00	55.50	54.50	53.50	52.50	55.00
1978	53.00	50.00	48.00	45.50	44.00	48.00	52.50	52.50	50.50	50.00	51.50	53.50	52.50

ALL HAY (BALED): PRICES RECEIVED BY FARMERS, MONTHLY AND SEASON AVERAGE,
BY STATE AND UNITED STATES, 1949-78

YEAR	JAN	FEB	MAR	APR	MAY	JUN	JUL	AUG	SEP	OCT	NOV	DEC	SEASON AVERAGE
DOLLARS PER TON													
NEW HAMPSHIRE													
1949	29.60	29.60	31.10	30.60	30.60	30.10	30.80	31.80	32.60	33.60	33.10	33.60	33.10
1950	33.40	33.40	33.90	34.80	34.80	33.60	33.70	33.60	33.20	33.70	33.70	33.90	33.20
1951	34.10	33.60	33.10	32.60	31.90	31.40	30.40	30.00	30.00	29.90	29.40	30.80	29.80
1952	30.80	29.30	29.30	29.30	29.10	29.10	28.20	28.20	28.20	28.70	27.80	28.10	27.10
1953	27.60	26.40	24.60	23.70	22.70	23.20	23.70	24.70	25.60	26.10	26.10	27.90	28.40
1954	29.10	31.90	31.90	31.90	31.90	31.90	30.80	28.70	28.70	29.70	31.20	31.40	30.70
1955	31.50	31.00	31.50	30.50	29.50	29.50	28.50	26.30	26.60	27.10	27.60	27.60	27.00
1956	27.10	26.60	26.90	26.10	25.60	25.60	26.80	26.80	28.20	30.20	30.70	31.70	31.10
1957	33.10	32.80	32.80	32.40	33.20	32.80	32.50	33.90	34.70	35.10	36.10	36.10	35.70
1958	36.10	37.10	37.10	36.60	36.60	35.60	35.30	32.30	31.90	31.80	32.30	32.20	32.30
1959	32.30	32.30	31.80	30.80	30.30	30.70	30.90	30.50	30.50	31.50	31.20	31.70	31.00
1960	31.70	31.40	30.40	30.80	30.30	29.80	30.00	27.90	26.90	28.30	29.20	29.20	29.10
1961	29.40	29.90	29.40	28.90	28.10	27.60	27.50	27.50	27.50	28.00	28.00	28.50	27.80
1962	29.00	28.50	27.50	27.50	27.50	26.00	26.50	28.50	29.40	28.90	30.20	30.60	33.20
1963	32.60	35.40	35.40	36.70	38.70	35.70	29.90	32.20	33.10	34.10	35.60	37.00	35.60
1964	37.10	38.60	37.10	34.80	35.70	35.60	34.20	34.20	34.50	36.00	37.90	38.40	38.00
1965	38.90	39.40	39.50	41.00	40.50	39.90	36.40	38.40	39.50	41.00	41.00	41.50	41.10
1966	42.00	43.00	43.00	42.40	42.30	41.30	37.30	33.80	35.40	35.90	35.30	35.80	35.00
1967	35.30	33.80	33.30	31.30	30.80	30.30	29.80	28.30	30.20	30.20	30.70	30.00	29.50
1968	29.50	30.30	29.30	27.80	26.80	26.80	26.80	25.90	26.40	26.90	27.10	27.60	27.50
1969	27.90	28.30	28.30	29.20	28.30	27.30	28.50	28.00	28.50	29.00	29.50	30.30	30.50
1970	31.80	32.80	33.30	34.30	35.80								37.00
1971													40.00
1972													47.00
1973													46.00
1974													63.00
1975													78.00
1976													66.50
1977													64.00
1978													69.00
NEW JERSEY													
1949	32.70	32.70	31.00	30.70	30.90	25.40	26.50	31.10	32.20	32.00	32.00	33.70	30.10
1950	34.10	32.00	32.00	32.80	33.20	29.30	27.90	29.30	31.60	32.00	33.70	33.50	33.10
1951	34.50	34.60	35.80	34.10	35.10	28.50	29.10	29.40	30.10	32.90	34.20	35.50	33.30
1952	36.80	36.60	34.30	33.20	34.40	27.30	26.90	28.80	31.40	32.90	33.80	34.70	32.80
1953	36.10	35.30	35.90	34.20	33.50	29.80	30.60	32.40	33.80	35.00	38.40	39.10	36.60
1954	39.40	39.80	39.00	38.70	36.90	33.00	35.00	37.30	40.70	40.50	39.70	40.10	37.70
1955	40.50	39.00	37.30	36.00	35.50	33.50	32.00	34.80	36.30	37.80	35.60	36.70	34.30
1956	34.50	34.80	33.70	32.50	33.80	33.80	30.90	33.00	34.20	35.00	35.90	36.50	34.50
1957	35.50	36.00	34.00	33.00	32.50	31.00	32.00	39.00	42.70	42.10	42.00	41.00	39.90
1958	43.20	42.80	43.50	43.20	41.90	34.60	31.50	29.80	30.90	30.70	30.70	30.90	31.20
1959	32.30	31.30	31.20	30.30	29.40	27.20	27.90	28.10	29.50	29.00	28.50	30.90	30.10
1960	32.00	31.80	30.60	30.60	29.70	28.80	28.80	32.50	30.00	30.50	31.60	31.80	31.70
1961	32.70	32.70	33.50	33.50	33.30	29.60	26.80	27.80	28.80	30.40	29.00	31.60	30.30
1962	31.90	31.50	31.00	31.40	29.70	29.20	35.80	38.60	39.90	40.30	40.60	41.40	42.30
1963	43.10	46.40	47.20	48.10	47.70	37.80	37.30	37.70	40.20	41.20	43.50	44.50	42.80
1964	45.50	46.50	44.00	44.00	40.50	36.00	37.00	36.00	37.00	38.50	41.50	43.50	41.30
1965	43.80	44.50	44.50	43.50	42.00	37.50	37.50	38.50	41.00	42.50	42.50	44.50	42.30
1966	45.50	45.50	44.00	42.50	40.50	37.00	37.00	37.50	37.40	37.50	37.50	38.50	38.50
1967	41.00	41.00	39.50	37.50	37.50	34.00	32.50	31.00	32.00	33.50	38.00	37.50	34.00
1968	37.50	35.00	32.00	31.50	29.50	29.50	29.00	28.00	30.50	33.50	34.50	33.50	33.50
1969	36.50	36.50	36.50	36.50	36.00	34.50	33.50	34.50	33.00	37.00	37.00	36.00	35.50
1970	36.50	37.00	38.00	38.00	38.00	36.00	35.50	35.50	37.50	39.50	42.00	45.00	41.50
1971	45.00	45.00	45.00	45.50	42.00	42.00	39.70	37.20	40.70	39.70	39.70	39.70	40.50
1972	40.60	43.00	41.50	41.30	41.30	39.00	38.50	41.10	42.80	45.90	48.60	55.60	49.00
1973	59.50	59.00	57.00	55.00	53.50	46.00	50.00	48.00	51.50	53.50	54.00	54.50	52.00
1974	52.00	56.00	56.00	53.50	51.50	49.00	50.50	52.50	53.50	56.00	55.50	59.50	55.50
1975	61.00	59.00	56.00	59.50	58.50	58.00	57.00	57.00	58.00	58.00	58.50	61.00	60.50
1976	63.50	65.00	65.00	66.50	66.50								66.00
1977													75.00
1978													72.50

ALL HAY (BALED): PRICES RECEIVED BY FARMERS, MONTHLY AND SEASON AVERAGE,
BY STATE AND UNITED STATES, 1949-78

YEAR	JAN	FEB	MAR	APR	MAY	JUN	JUL	AUG	SEP	OCT	NOV	DEC	SEASON AVERAGE
DOLLARS PER TON													
NEW MEXICO													
1949	31.50	30.00	29.00	27.50	25.50	19.70	19.70	21.00	20.20	20.20	21.20	21.20	21.60
1950	22.00	22.50	22.00	22.00	23.50	20.50	22.50	22.50	23.90	24.40	27.80	31.80	25.90
1951	32.30	36.80	35.90	40.90	42.40	33.00	32.20	35.00	35.90	38.60	38.60	43.60	39.30
1952	44.60	44.60	44.60	46.50	44.50	34.60	31.90	32.90	39.60	41.30	43.50	43.50	38.00
1953	43.50	39.50	35.50	30.50	27.00	26.50	24.50	23.70	20.80	23.40	26.10	27.10	24.90
1954	27.10	24.80	24.80	23.80	22.80	21.80	21.00	21.00	22.00	25.40	25.50	25.50	24.30
1955	27.50	29.50	29.40	31.80	27.20	27.20	25.20	24.40	24.40	22.60	24.50	28.20	26.10
1956	29.20	28.00	28.00	27.50	21.70	17.70	20.70	23.70	28.50	34.40	35.40	35.40	28.40
1957	37.40	36.80	36.40	34.40	22.60	22.10	21.60	20.20	22.60	21.60	22.10	24.60	23.00
1958	27.50	26.20	26.20	24.80	21.20	18.10	17.20	17.20	17.20	18.20	19.10	21.50	19.50
1959	21.50	22.50	21.50	22.00	22.00	20.50	21.50	21.00	21.50	24.50	26.50	27.00	24.30
1960	29.00	29.00	30.50	31.50	26.70	24.70	23.60	22.60	24.50	26.50	28.50	29.50	26.30
1961	30.50	30.50	31.50	29.50	25.00	21.70	21.70	22.70	21.50	22.00	24.50	26.60	24.10
1962	27.90	27.90	27.90	27.90	21.70	23.70	22.70	22.70	23.70	23.70	27.50	29.30	25.30
1963	29.60	30.00	30.50	32.50	30.50	27.50	25.50	28.00	27.20	31.50	34.40	37.50	31.00
1964	35.50	36.50	36.50	35.50	26.50	25.20	24.00	24.50	27.20	30.60	31.60	33.40	28.50
1965	35.50	33.80	30.50	30.40	25.60	22.70	21.00	20.80	20.40	21.30	24.20	25.60	23.20
1966	25.60	25.50	26.00	25.50	24.00	21.00	21.00	22.00	22.60	24.00	26.50	29.00	25.00
1967	30.50	33.50	35.50	34.50	28.70	28.70	26.00	26.70	26.70	28.00	31.00	34.20	30.50
1968	37.40	38.00	36.00	34.00	27.50	25.00	23.50	23.00	23.00	24.50	27.50	31.50	26.50
1969	31.00	31.00	31.00	32.00	27.50	24.00	24.50	24.50	23.50	25.50	28.50	30.50	27.00
1970	31.50	33.00	35.00	33.00	30.50	26.50	25.50	25.50	28.50	31.50	34.00	37.00	31.50
1971	38.00	40.00	40.00	40.00	35.50	34.50	33.50	29.50	31.50	32.50	35.50	37.40	35.00
1972	39.50	41.50	40.50	38.50	33.50	33.50	33.50	33.50	33.50	32.50	34.50	41.50	36.50
1973	43.00	46.50	47.00	45.50	40.50	38.50	37.00	40.00	43.50	46.50	52.00	55.50	45.00
1974	58.50	58.50	61.50	61.50	53.00	51.00	51.00	58.00	59.00	61.50	62.50	68.50	58.50
1975	69.50	67.00	67.00	59.00	57.00	51.50	47.50	46.00	45.50	51.00	60.50	67.00	54.00
1976	62.00	66.00	68.50	61.50	69.00	62.00	57.50	56.00	60.00	62.00	64.50	70.50	63.50
1977	72.00	71.50	71.50	72.50	65.50	57.50	55.50	51.00	50.00	54.00	56.50	59.50	58.50
1978	65.00	67.50	62.50	67.00	65.50	61.00	61.50	63.00	61.00	68.00	69.00	63.50	64.00
NEW YORK													
1949	22.90	22.10	22.60	21.90	21.10	21.10	25.70	28.60	30.00	27.80	28.00	27.00	27.30
1950	27.50	27.10	27.30	27.70	27.60	26.50	22.50	22.30	21.90	21.30	22.00	22.00	22.50
1951	23.30	23.10	23.40	21.40	21.50	20.60	20.20	19.10	19.60	20.10	21.50	21.10	20.30
1952	20.20	19.80	20.90	19.90	19.80	19.70	17.20	21.20	21.90	22.20	21.50	23.20	22.90
1953	23.70	24.50	24.80	25.10	23.20	21.30	17.70	19.70	21.30	22.20	22.50	23.80	22.70
1954	24.00	23.70	25.10	23.90	23.30	20.90	19.30	19.60	21.40	21.90	22.10	21.90	21.00
1955	22.00	21.70	21.00	20.90	20.70	20.10	18.80	20.80	21.30	20.70	21.00	21.30	20.30
1956	20.70	20.10	20.60	20.30	20.40	20.80	20.70	21.20	21.80	22.50	21.90	23.20	22.70
1957	23.20	23.00	23.90	23.90	20.40	20.80	19.80	21.80	21.50	21.60	23.10	24.00	23.30
1958	23.60	24.60	25.00	23.90	23.70	22.70	19.70	19.30	20.50	21.40	21.10	21.10	20.60
1959	21.60	21.40	20.20	20.00	19.40	18.00	20.20	19.50	21.00	21.60	21.60	22.20	21.70
1960	22.20	22.90	22.10	22.40	22.50	21.00	21.00	20.50	20.80	20.00	20.80	21.50	21.20
1961	21.80	22.30	21.10	21.30	21.30	21.00	20.00	20.30	20.00	20.30	21.30	20.30	20.90
1962	21.80	22.00	21.70	20.80	19.30	20.00	26.00	28.90	28.90	28.20	28.20	29.50	31.20
1963	31.40	34.00	38.20	36.30	34.20	28.70	25.10	26.60	25.60	25.30	26.50	27.70	26.50
1964	29.10	26.60	26.20	25.70	23.50	23.00	24.00	25.00	26.50	27.50	29.10	30.70	28.20
1965	30.70	30.50	30.50	30.20	30.00	26.40	27.60	29.00	29.50	28.20	28.70	29.50	28.80
1966	30.30	29.70	29.40	28.10	28.60	26.70	23.70	24.30	25.70	25.40	25.70	26.20	24.50
1967	26.30	24.90	23.70	23.20	22.70	22.50	22.80	23.20	22.80	23.30	23.20	23.50	23.50
1968	24.20	23.70	23.70	23.90	22.70	21.70	21.70	22.10	24.50	23.80	24.80	24.60	23.50
1969	24.40	24.50	24.00	24.40	24.20	23.20	23.70	24.40	24.60	25.00	24.70	25.20	26.00
1970	26.00	27.00	27.60	28.00	26.50	26.30	25.60	25.60	25.70	26.70	28.40	28.20	28.50
1971	29.40	29.60	30.80	32.20	31.00	29.50	26.00	27.40	28.10	29.50	29.20	29.40	28.50
1972	28.50	30.80	29.10	29.10	28.10	26.80	28.30	30.40	32.40	33.00	34.10	35.00	34.00
1973	37.00	38.00	37.50	35.50	33.50	33.00	31.50	31.50	34.00	33.00	34.00	33.50	33.50
1974	35.00	34.50	34.00	33.00	34.00	34.50	35.00	36.50	37.00	39.00	39.50	42.00	42.50
1975	42.00	44.50	50.00	53.50	57.50	50.00	49.00	49.00	49.00	49.00	49.50	53.50	51.00
1976	53.50	54.00	54.50	50.50	48.00	46.00	48.00	48.50	50.00	52.50	52.50	53.00	50.50
1977	53.50	53.00	51.00	50.50	48.00	46.00	48.50	51.50	53.50	56.50	59.00	62.00	60.50
1978	68.50	67.50	69.00	69.00	70.00	64.00	56.50	56.00	55.50	55.00	59.00	58.00	57.50

ALL HAY (BALED): PRICES RECEIVED BY FARMERS, MONTHLY AND SEASON AVERAGE,
BY STATE AND UNITED STATES, 1949-78

YEAR	JAN	FEB	MAR	APR	MAY	JUN	JUL	AUG	SEP	OCT	NOV	DEC	SEASON AVERAGE
DOLLARS PER TON													
NORTH CAROLINA													
1949	33.10	30.40	31.90	31.60	31.90	31.00	31.80	30.00	29.10	28.00	28.30	28.50	28.60
1950	27.50	28.00	28.20	27.70	27.60	26.50	28.50	28.50	27.50	28.80	28.30	28.50	28.80
1951	28.80	29.80	29.60	30.10	29.30	29.10	28.20	28.80	28.30	29.20	31.20	31.10	31.10
1952	31.90	32.00	33.00	32.70	32.70	31.30	32.60	33.10	32.50	33.30	32.80	32.90	33.20
1953	33.50	34.10	33.90	33.50	33.50	32.10	31.40	31.00	32.00	30.30	32.20	32.00	32.70
1954	32.90	34.70	33.80	33.10	32.40	32.00	32.40	34.60	35.00	34.00	34.20	33.50	34.00
1955	34.40	34.00	34.60	33.70	34.40	33.30	32.60	32.00	31.40	31.10	30.60	31.50	31.00
1956	29.90	30.40	29.90	29.50	29.20	27.40	29.40	28.90	29.50	28.50	28.00	28.90	28.90
1957	30.00	28.60	29.00	29.70	29.00	26.40	27.00	27.10	28.00	28.70	29.60	28.60	28.80
1958	28.50	29.40	30.20	30.90	30.30	29.30	28.50	27.30	26.90	27.00	27.10	27.90	28.50
1959	29.00	29.70	29.70	29.10	27.60	26.70	27.20	28.50	27.50	27.80	28.10	28.40	28.20
1960	28.30	28.00	29.10	29.80	29.90	28.60	28.50	28.00	27.90	28.60	28.90	30.40	29.80
1961	29.30	31.10	31.20	30.70	28.90	28.20	29.20	29.00	28.20	28.00	27.90	29.10	28.90
1962	29.70	29.10	29.00	29.10	28.50	28.80	28.30	29.20	28.40	28.40	29.50	30.80	30.70
1963	31.80	32.00	32.30	32.70	32.00	32.10	31.50	33.30	33.80	33.00	35.70	36.10	35.40
1964	37.20	36.80	36.90	35.60	34.30	32.90	33.20	33.00	31.20	31.50	31.50	31.80	32.30
1965	32.20	32.70	32.50	32.60	30.80	30.90	31.10	30.00	31.50	31.90	30.90	30.90	31.20
1966	32.20	31.30	30.70	30.40	30.10	31.10	31.20	32.30	32.40	30.90	32.60	32.30	32.00
1967	32.10	31.50	32.50	32.00	32.50	31.40	30.90	30.20	30.70	30.30	30.70	31.40	31.00
1968	31.80	31.50	31.10	30.10	30.10	29.80	30.10	30.40	30.40	31.00	31.30	32.10	31.00
1969	31.30	31.50	31.50	32.20	32.80	32.40	32.00	31.80	32.00	33.00	32.80	33.00	33.00
1970	34.00	33.50	34.40	34.60	34.70	34.30	33.60	33.90	34.10	34.10	34.50	35.20	35.00
1971	33.50	33.20	35.60	34.00	34.30	34.90	35.00	34.80	34.50	34.20	34.50	33.90	35.00
1972	34.10	36.10	35.60	35.50	36.10	36.00	37.50	34.10	36.00	35.00	38.00	39.50	37.50
1973	41.00	40.00	39.00	39.50	39.50	35.00	37.50	37.00	38.00	40.00	43.00	45.00	42.50
1974	48.00	45.00	47.00	43.50	40.00	40.00	42.00	45.50	47.00	50.00	48.50	53.00	48.50
1975	51.00	54.50	52.50	56.50	56.00	56.50	55.50	57.00	52.00	48.50	54.50	52.00	54.00
1976	54.00	53.50	51.00	55.00	54.50								64.00
1977													73.00
1978													64.00
NORTH DAKOTA													
1949	15.00	16.40	16.20	13.70	14.00	11.80	13.50	14.00	14.00	14.30	13.60	14.30	15.30
1950	15.00	15.00	14.80	17.40	19.50	16.20	13.20	13.40	13.30	13.40	14.00	14.20	14.50
1951	14.30	14.90	15.00	14.60	14.10	14.10	12.00	13.50	15.70	15.00	15.00	15.30	15.90
1952	17.50	18.40	17.20	16.70	14.60	15.40	16.30	16.10	16.30	17.40	17.30	17.60	16.10
1953	16.60	16.00	15.50	15.20	15.20	14.10	12.50	12.50	11.20	11.10	12.90	13.00	13.20
1954	15.40	15.00	14.00	13.00	13.00	12.50	11.90	12.50	13.00	14.50	14.00	13.50	13.10
1955	14.10	13.20	12.70	11.80	11.70	12.50	12.30	11.80	11.20	10.70	11.60	11.60	12.30
1956	11.80	12.50	13.20	14.80	14.00	12.60	13.20	13.40	13.40	13.60	14.00	14.00	13.60
1957	14.70	14.00	13.50	12.60	12.60	12.20	12.00	11.60	11.90	12.10	12.10	12.50	12.10
1958	12.20	12.70	11.80	11.80	11.80	11.80	12.40	11.10	11.20	12.00	12.30	14.00	12.90
1959	14.00	14.00	13.80	12.50	13.90	14.70	14.50	17.00	17.70	20.00	18.10	19.00	19.80
1960	20.30	21.90	23.20	23.60	23.10	14.80	13.80	13.80	13.00	14.00	14.50	14.50	14.30
1961	14.50	15.00	15.00	14.50	14.50	14.50	15.50	15.90	16.40	17.90	18.10	16.00	16.80
1962	17.20	17.50	18.40	17.20	17.80	16.20	12.50	11.60	11.60	11.70	11.70	12.10	12.90
1963	12.90	15.00	14.50	14.00	12.90	12.60	13.70	12.90	13.50	14.20	14.20	15.20	13.90
1964	14.20	14.20	13.60	13.70	13.20	12.60	13.50	13.70	13.80	12.70	13.60	14.60	17.90
1965	20.50	23.00	23.00	23.00	20.00	16.50	13.50	12.50	13.50	14.00	14.50	15.00	14.90
1966	15.50	16.00	16.50	15.50	16.00	16.00	16.00	15.50	16.00	15.00	15.00	14.50	15.50
1967	15.00	17.00	15.00	13.00	19.00	16.00	16.00	16.00	16.00	15.00	15.50	15.50	16.00
1968	15.50	16.00	16.00	16.50	16.50	16.50	15.50	14.50	15.00	14.50	15.00	15.50	15.50
1969	14.50	15.50	16.00	16.00	14.00	13.50	13.00	14.50	15.50	15.50	15.50	15.50	15.50
1970	16.00	16.50	16.50	16.00	16.00	15.50	14.50	14.00	14.00	15.50	15.50	15.50	15.50
1971	15.50	17.00	16.00	16.00	15.50	15.00	15.50	16.00	16.00	16.50	15.50	16.10	16.50
1972	18.50	18.00	17.50	18.00	16.50	18.00	18.00	17.00	18.00	17.50	18.00	19.40	18.00
1973	19.50	18.00	18.50	18.50	19.50	22.00	22.00	29.00	30.50	30.00	31.00	32.00	32.00
1974	32.50	37.00	41.50	42.50	41.00	37.00	36.50	38.50	37.00	38.00	42.50	40.50	41.50
1975	43.50	43.50	44.00	49.00	42.00	38.00	37.00	35.50	38.50	37.50	36.50	35.50	36.00
1976	38.50	35.00	35.00	32.00	32.50	37.00	41.50	43.50	41.00	44.00	45.50	46.50	45.50
1977	51.00	51.00	52.00	53.00	48.50	49.50	41.00	41.50	42.00	37.50	43.00	41.50	44.00
1978	44.00	46.00	50.00	52.00	48.00	41.50	40.00	38.00	34.50	31.00	31.50	33.50	36.00

ALL HAY (BALED): PRICES RECEIVED BY FARMERS, MONTHLY AND SEASON AVERAGE,
BY STATE AND UNITED STATES, 1949-78

YEAR	JAN	FEB	MAR	APR	MAY	JUN	JUL	AUG	SEP	OCT	NOV	DEC	SEASON AVERAGE
DOLLARS PER TON													
OHIO													
1949	25.10	24.30	24.40	23.70	22.50	21.20	21.30	21.60	22.40	22.40	22.30	23.70	22.40
1950	23.70	22.60	22.00	22.50	23.20	22.60	22.00	21.60	22.80	22.40	23.80	23.90	23.80
1951	25.20	24.50	24.20	24.60	24.60	22.30	20.60	21.10	23.00	23.80	24.50	25.20	24.40
1952	26.00	25.80	25.30	24.50	22.90	23.00	21.80	24.10	26.10	26.70	27.40	29.30	26.70
1953	29.80	29.40	27.40	26.80	26.50	23.30	21.50	23.30	24.80	25.70	26.60	29.60	27.20
1954	31.00	29.10	28.00	28.30	27.30	24.40	23.70	22.80	25.80	25.70	25.80	25.90	24.80
1955	25.90	25.60	23.70	22.70	20.60	20.80	19.00	20.50	20.80	20.90	20.10	20.50	20.10
1956	20.60	20.30	18.70	19.30	19.30	18.50	19.50	20.50	21.70	23.60	23.60	23.40	21.00
1957	23.10	21.80	20.80	19.80	19.10	18.40	19.30	20.50	21.50	22.00	22.00	20.80	21.10
1958	21.50	21.50	22.30	21.80	21.60	20.80	19.80	22.30	22.30	23.10	23.50	23.80	21.90
1959	22.80	22.20	21.30	20.20	22.20	20.80	20.50	21.10	21.90	21.90	21.90	22.10	21.90
1960	21.60	22.30	22.90	23.30	21.30	20.90	20.60	21.30	21.50	21.60	22.30	22.70	21.90
1961	22.70	22.50	22.70	22.00	21.50	21.20	21.00	22.50	21.50	22.00	21.80	23.00	21.80
1962	22.50	21.50	21.50	22.00	20.50	20.00	22.20	23.20	26.00	25.70	27.50	28.50	26.20
1963	27.50	29.00	29.00	29.00	26.50	23.50	23.50	25.00	26.50	27.50	30.00	32.00	28.00
1964	32.50	31.00	28.50	28.00	26.00	22.50	23.00	24.50	25.00	25.00	25.50	27.00	25.00
1965	26.50	26.50	26.50	26.50	26.00	23.50	24.50	25.50	28.50	28.50	28.00	29.00	26.10
1966	28.40	27.60	26.40	25.90	25.40	24.50	24.40	24.20	24.60	24.80	25.80	27.00	25.00
1967	26.80	25.00	25.50	24.50	24.50	25.00	24.60	24.90	24.20	25.70	26.60	27.40	26.50
1968	28.30	28.60	27.80	27.40	27.40	24.60	23.70	23.70	24.20	24.20	23.90	25.10	24.50
1969	25.80	25.00	26.00	24.50	22.30	22.60	24.30	22.60	25.10	25.60	25.60	24.60	24.50
1970	25.40	25.40	26.10	25.00	25.20	25.00	23.90	23.90	23.90	24.40	24.90	24.40	24.50
1971	24.90	24.90	25.40	25.00	25.10	24.70	25.70	23.70	24.00	24.00	25.00	26.00	25.50
1972	26.00	28.60	26.50	26.50	26.50	25.00	27.00	24.00	26.00	27.00	27.00	31.00	30.00
1973	33.50	36.00	35.50	34.50	36.50	34.50	31.00	33.00	33.00	34.50	37.50	40.50	37.00
1974	39.50	42.00	42.00	40.50	36.00	35.00	32.00	37.50	41.00	44.50	47.00	47.50	45.00
1975	54.50	53.00	55.00	55.50	56.00	51.50	46.00	50.00	51.50	50.00	54.50	57.00	52.50
1976	57.00	57.50	53.50	47.50	51.00	50.00	52.00	51.00	51.50	53.00	54.50	55.50	55.00
1977	59.00	62.00	62.00	60.50	54.50	47.50	48.00	47.50	51.50	58.00	58.00	62.00	56.00
1978	62.00	65.00	62.00	58.00	58.50	49.50	51.00	48.00	51.50	52.00	53.50	52.50	52.50
OKLAHOMA													
1949	21.20	21.00	20.50	19.50	16.30	15.60	14.70	15.10	15.40	16.30	16.90	17.40	16.00
1950	17.40	16.70	15.70	15.80	16.30	15.70	15.10	15.40	15.60	15.90	17.20	18.80	18.00
1951	20.50	21.30	21.60	23.00	22.30	19.50	19.00	21.50	24.50	26.00	28.40	29.90	24.50
1952	32.10	30.20	27.60	25.40	21.70	20.80	25.90	32.00	34.60	36.00	37.00	37.80	30.60
1953	38.30	37.10	34.30	30.40	23.00	23.80	24.20	22.10	20.40	21.20	22.30	22.90	22.40
1954	23.20	22.60	20.90	20.40	18.50	16.10	17.10	23.20	25.00	26.30	27.20	28.00	23.60
1955	28.50	28.20	26.30	26.00	23.90	19.60	19.30	19.70	20.20	20.80	20.80	21.80	20.70
1956	22.40	21.30	20.10	20.20	21.30	20.70	19.80	22.70	26.20	29.80	31.10	31.60	26.70
1957	31.70	32.00	27.70	25.50	21.80	18.60	19.10	20.20	19.80	19.80	20.00	19.70	19.30
1958	19.60	18.40	18.10	16.80	15.90	14.50	14.80	14.60	14.40	15.00	15.30	16.80	15.50
1959	17.10	16.40	16.30	16.80	16.40	15.60	15.70	15.60	16.70	16.90	18.20	20.20	18.30
1960	20.20	21.30	24.90	23.50	19.20	17.60	18.20	18.60	19.40	19.90	20.60	21.10	19.60
1961	21.60	21.70	20.50	20.00	18.40	18.10	17.30	17.70	17.80	18.80	19.40	20.30	19.30
1962	21.90	21.30	21.40	20.80	19.40	19.30	18.70	19.50	19.80	20.20	21.20	22.40	20.60
1963	22.80	22.80	22.60	21.90	19.40	20.00	21.20	23.00	23.00	26.30	28.30	30.50	25.00
1964	30.90	30.00	27.50	27.00	22.00	20.10	20.10	23.60	23.60	25.00	23.20	24.70	22.30
1965	24.00	23.50	23.00	22.00	20.00	19.00	18.50	19.50	19.00	19.50	20.50	21.50	20.10
1966	21.50	22.00	22.00	22.00	21.00	20.50	22.90	24.20	23.00	21.80	23.80	24.80	23.50
1967	26.30	27.50	27.70	26.60	22.50	21.50	19.30	19.40	20.10	20.30	21.70	23.50	22.00
1968	25.00	26.30	25.20	23.80	20.70	20.30	18.90	19.30	20.40	21.60	22.80	24.20	21.50
1969	25.00	25.50	25.00	24.00	21.50	20.50	19.50	22.00	22.50	24.50	25.50	26.50	23.00
1970	29.00	28.50	27.50	26.50	22.50	21.50	23.00	27.50	30.00	30.50	31.00	33.00	27.50
1971	33.00	33.00	31.00	30.00	30.00	29.00	27.00	28.00	26.00	26.00	26.50	28.50	28.00
1972	30.00	29.00	28.50	28.00	27.50	26.50	26.00	26.00	26.50	28.50	30.00	36.50	32.00
1973	43.00	47.00	48.00	47.50	31.50	33.50	34.00	36.00	35.00	36.00	38.50	42.50	36.50
1974	43.50	45.50	45.50	44.00	42.50	41.50	44.50	50.00	50.50	51.50	52.50	54.50	50.00
1975	55.50	56.50	59.00	57.00	45.50	44.00	41.50	41.50	44.50	45.50	49.00	50.00	45.50
1976	53.50	52.00	52.00	52.00	51.50	51.00	50.00	51.00	52.00	55.50	55.50	59.00	54.00
1977	62.50	63.50	63.50	62.50	54.50	52.50	49.50	48.50	51.00	48.50	52.50	58.50	55.50
1978	61.00	62.00	62.00	63.50	54.00	52.50	47.00	48.50	52.50	58.00	61.50	62.50	55.00

ALL HAY (BALED): PRICES RECEIVED BY FARMERS, MONTHLY AND SEASON AVERAGE,
BY STATE AND UNITED STATES, 1949-78

YEAR	JAN	FEB	MAR	APR	MAY	JUN	JUL	AUG	SEP	OCT	NOV	DEC	SEASON AVERAGE
DOLLARS PER TON													
SOUTH DAKOTA													
1949	18.00	21.00	20.50	19.00	18.20	15.20	17.00	17.70	17.20	17.40	16.80	16.50	16.80
1950	17.30	15.70	16.80	16.10	17.60	15.60	14.90	16.20	15.90	16.20	16.50	15.80	16.90
1951	17.40	17.50	17.70	17.90	17.70	16.20	15.10	14.00	14.60	15.60	15.20	16.20	16.50
1952	17.40	17.30	17.60	17.30	15.40	15.80	15.50	17.20	18.20	18.80	17.80	19.30	18.10
1953	19.60	18.80	17.80	16.90	17.30	15.00	13.80	13.70	12.50	12.70	14.40	15.00	15.00
1954	16.00	16.40	16.00	16.00	14.80	14.00	12.80	13.80	15.10	14.50	14.90	14.80	14.50
1955	15.20	14.70	14.10	14.00	14.20	15.40	14.70	15.60	16.60	16.20	16.20	16.50	17.40
1956	18.10	18.90	19.10	18.60	18.00	16.30	16.60	16.80	17.00	16.90	16.80	17.40	16.60
1957	17.60	16.50	15.90	14.90	13.90	13.00	10.40	10.30	10.20	10.00	11.10	11.50	10.40
1958	10.10	10.20	9.30	9.80	9.90	8.90	8.90	9.40	10.50	11.00	11.50	12.00	11.90
1959	13.00	13.50	13.50	13.00	13.50	13.00	16.00	20.00	20.60	21.00	22.00	22.50	20.70
1960	21.50	21.00	20.50	20.00	19.50	15.00	15.50	15.50	16.50	17.50	16.50	17.00	16.10
1961	16.80	16.10	15.80	14.40	15.50	13.70	15.40	16.20	16.50	17.50	17.60	18.00	17.40
1962	18.00	17.30	19.50	18.50	16.90	14.70	14.00	13.40	12.90	13.20	13.50	14.30	13.60
1963	14.60	13.60	13.00	13.00	12.40	12.40	12.90	13.90	13.90	14.10	14.60	15.10	14.80
1964	15.50	15.00	15.00	15.50	15.00	14.50	15.00	16.50	17.50	17.00	18.00	19.50	19.70
1965	21.00	21.50	22.00	22.00	19.50	16.00	15.00	16.00	17.00	16.50	17.00	17.50	17.70
1966	18.90	19.40	19.20	17.70	18.20	16.70	18.60	19.60	19.60	18.90	19.90	20.20	19.50
1967	20.60	20.30	19.80	19.50	19.30	19.90	17.50	16.70	17.30	18.00	18.00	18.80	18.50
1968	18.80	19.10	19.10	18.40	17.90	17.90	17.90	17.90	17.70	17.70	18.20	19.10	19.50
1969	19.80	21.10	22.60	21.40	18.10	18.10	17.60	18.00	19.00	20.00	19.00	19.00	19.00
1970	19.50	20.00	18.00	17.50	17.00	16.00	16.50	17.00	18.00	18.00	18.00	18.50	18.00
1971	18.50	18.50	19.50	18.00	17.00	16.00	16.00	16.50	17.00	17.00	17.00	18.00	18.00
1972	19.50	19.50	19.50	19.00	18.50	17.80	17.50	16.00	17.00	16.50	18.50	18.70	18.00
1973	19.50	20.50	18.00	15.50	18.50	19.50	22.00	27.50	30.00	33.00	33.00	33.00	33.00
1974	33.50	38.00	39.00	36.00	36.00	32.00	34.50	41.00	45.00	49.50	48.00	51.50	47.00
1975	48.50	46.50	48.00	53.50	52.00	44.50	42.00	46.50	47.00	44.50	43.00	43.50	44.50
1976	45.00	47.00	45.50	43.50	44.00	61.00	62.00	60.50	61.50	57.00	58.50	57.50	58.50
1977	55.00	56.50	59.00	51.00	50.00	48.50	42.50	39.00	38.00	33.00	33.50	33.50	37.00
1978	35.50	34.00	38.00	34.50	35.00	32.00	30.50	29.50	27.00	27.00	27.50	26.00	28.50
TENNESSEE													
1949	29.80	29.10	29.60	28.70	27.80	25.60	24.60	22.50	20.50	20.40	21.80	21.80	22.10
1950	21.80	22.00	22.20	22.30	22.20	21.70	21.70	22.40	22.30	22.70	23.70	24.70	25.50
1951	26.00	27.30	27.80	28.40	27.90	26.80	26.00	26.00	27.30	28.30	30.40	31.90	32.40
1952	34.00	35.80	36.20	36.30	34.20	32.10	31.30	35.80	34.50	33.80	34.50	34.60	34.80
1953	35.80	35.50	34.90	33.90	31.90	27.40	26.00	24.70	24.90	26.40	27.80	29.90	29.20
1954	30.30	31.00	31.20	30.20	29.20	27.10	25.90	27.60	29.30	30.10	30.70	31.00	30.60
1955	31.50	31.70	31.00	30.90	30.10	27.40	26.70	24.50	22.50	23.90	23.80	24.60	24.90
1956	25.30	25.30	25.00	24.90	24.60	23.30	22.60	23.20	22.90	23.80	24.10	25.40	24.60
1957	25.80	25.00	24.70	24.40	24.10	23.50	23.60	23.30	22.90	23.90	24.00	24.70	25.30
1958	24.80	26.00	26.90	27.30	25.80	23.50	23.20	22.30	21.90	21.80	23.30	23.30	23.00
1959	23.80	23.60	22.90	22.60	22.10	21.90	21.80	21.50	22.10	22.20	22.40	22.40	23.10
1960	23.10	23.40	25.00	24.60	24.10	23.20	23.40	23.60	24.00	24.50	25.10	26.10	25.60
1961	26.90	27.50	26.50	25.80	24.00	23.90	23.70	22.90	22.80	23.50	24.10	25.30	24.90
1962	26.50	26.20	26.40	25.90	25.20	24.80	24.50	24.80	27.20	27.30	27.30	28.10	27.90
1963	28.60	29.90	30.70	28.60	26.90	25.80	25.30	25.00	25.00	25.00	26.60	27.00	26.80
1964	27.50	28.10	27.50	26.50	25.50	24.50	25.00	25.00	25.00	25.50	25.50	26.50	26.30
1965	27.50	27.50	27.50	27.50	26.50	25.50	26.00	25.50	25.50	25.50	26.00	26.50	26.60
1966	27.50	28.00	27.50	27.50	26.00	25.50	26.00	26.00	26.50	26.00	27.00	27.50	27.00
1967	28.00	27.50	27.50	26.50	26.50	26.50	27.00	26.50	25.50	26.50	27.00	27.00	27.00
1968	27.00	28.00	27.50	27.50	26.00	25.50	26.50	27.00	28.00	28.50	28.50	29.50	28.50
1969	30.00	29.50	30.00	29.00	28.00	28.00	28.00	28.50	28.00	29.50	29.00	29.00	29.00
1970	30.00	30.50	29.50	29.50	28.50	28.00	28.00	28.00	29.00	29.00	29.50	30.00	29.00
1971	30.00	30.00	29.50	29.50	29.50	29.00	28.50	28.50	28.50	29.00	28.50	29.00	29.00
1972	29.50	30.50	28.80	27.30	27.40	27.40	27.40	26.40	27.40	29.40	29.40	29.90	29.00
1973	31.50	31.00	31.00	30.50	31.00	31.00	33.00	33.00	33.00	33.00	32.50	34.50	33.50
1974	36.50	36.00	39.50	37.00	35.50	37.00	35.00	38.00	38.50	38.00	38.50	40.50	39.50
1975	42.00	44.00	44.50	45.00	43.50	45.00	42.00	43.00	40.50	40.50	41.00	44.00	42.30
1976	43.00	44.00	43.00	42.50									41.00
1977													47.00
1978													50.00

ALL HAY (BALED): PRICES RECEIVED BY FARMERS, MONTHLY AND SEASON AVERAGE,
BY STATE AND UNITED STATES, 1949-78

YEAR	JAN	FEB	MAR	APR	MAY	JUN	JUL	AUG	SEP	OCT	NOV	DEC	SEASON AVERAGE
DOLLARS PER TON													
TEXAS													
1949	28.00	28.00	27.20	25.70	23.30	19.40	18.40	18.70	18.60	19.30	19.40	20.70	19.70
1950	21.60	20.80	20.20	20.30	20.40	19.00	18.50	18.50	18.80	19.60	21.40	24.60	21.70
1951	28.30	31.40	30.30	31.40	31.20	25.70	24.50	28.50	32.20	34.20	36.70	38.60	30.60
1952	40.30	40.40	38.30	36.60	32.90	29.50	29.50	33.10	36.30	36.20	38.40	40.10	33.70
1953	40.80	39.00	36.40	32.00	28.10	24.90	26.60	26.50	24.70	23.80	25.00	24.20	25.70
1954	26.10	25.30	23.70	24.80	22.80	21.10	21.50	24.60	27.00	28.00	29.00	29.70	25.40
1955	30.60	31.10	30.80	29.00	28.10	24.50	24.20	23.20	24.00	24.00	24.00	25.50	24.70
1956	26.50	25.60	25.60	25.10	24.50	23.50	24.40	26.40	29.30	32.70	33.90	34.10	28.50
1957	35.60	35.60	33.60	29.90	27.70	22.70	22.00	21.50	22.80	23.00	22.10	23.10	22.80
1958	23.10	23.40	22.60	21.00	20.00	18.90	19.00	19.30	20.10	20.30	20.50	21.10	20.50
1959	22.10	22.50	22.50	21.80	21.20	20.30	19.80	19.30	20.30	20.70	22.00	23.60	22.30
1960	23.80	24.00	27.80	26.20	22.60	22.40	22.30	22.40	23.00	23.10	23.20	23.60	22.90
1961	25.30	24.80	22.10	22.50	21.70	22.10	21.90	20.90	21.20	21.70	23.10	23.50	22.10
1962	24.00	24.10	23.50	23.20	22.70	21.80	21.60	21.90	22.70	23.20	23.60	24.00	22.90
1963	25.30	26.00	25.20	24.60	23.20	24.10	24.10	25.10	26.50	29.00	30.50	32.00	27.00
1964	33.50	32.50	31.00	27.50	24.40	22.80	23.30	26.00	26.20	24.80	25.30	26.30	24.60
1965	26.30	25.10	23.70	23.10	22.60	21.80	21.80	22.20	22.50	22.60	21.10	23.00	22.30
1966	23.00	23.50	23.00	22.50	22.00	21.50	22.00	22.50	22.50	22.50	22.50	23.00	22.50
1967	24.00	24.50	25.50	23.50	22.50	23.00	25.00	24.50	24.50	24.00	24.50	26.00	25.00
1968	26.00	28.00	28.00	26.00	24.00	23.50	22.50	22.00	22.50	23.00	24.00	24.50	23.50
1969	25.50	25.50	25.50	24.00	24.00	23.50	23.50	25.50	25.50	26.00	27.00	27.50	25.50
1970	28.00	27.50	28.50	27.50	25.00	25.00	25.00	26.00	28.00	26.50	27.50	28.00	26.50
1971	28.50	28.50	27.00	31.00	31.00	31.50	31.50	31.00	28.50	27.00	27.00	28.00	30.00
1972	30.00	28.50	28.00	28.50	26.50	26.00	26.00	28.00	26.50	26.50	28.00	32.00	29.00
1973	36.50	37.50	38.00	38.50	52.00	33.50	32.50	33.50	35.00	36.50	39.00	39.00	35.50
1974	40.50	41.50	41.50	41.00	43.00	43.00	45.50	46.00	48.50	51.00	52.00	50.50	47.00
1975	50.50	48.50	46.00	48.50	48.50	46.50	48.00	48.00	46.00	42.50	46.00	44.50	47.00
1976	46.50	51.00	49.50	49.00	51.00	46.50	50.50	48.00	45.50	49.50	49.50	49.00	49.00
1977	50.50	52.50	51.50	51.00	48.00	47.00	47.00	48.50	49.00	47.50	49.00	52.00	49.00
1978	53.50	57.50	55.00	53.50	52.50	52.50	50.00	51.50	53.00	55.50	55.50	58.00	53.50
UTAH													
1949	29.20	39.00	36.50	33.40	30.20	24.50	21.50	18.70	19.70	19.90	20.10	20.20	20.80
1950	21.10	19.20	17.50	17.50	18.30	19.00	21.00	21.50	21.50	22.50	22.30	23.50	22.20
1951	24.00	24.00	23.50	24.70	23.80	23.90	23.90	23.90	24.00	25.00	28.80	33.00	30.30
1952	40.40	38.20	38.60	44.90	44.90	28.00	25.50	23.00	23.20	24.20	24.70	26.00	25.10
1953	24.00	21.70	20.00	19.70	19.70	20.00	19.40	18.90	18.10	18.50	19.30	20.00	19.50
1954	21.00	20.40	20.30	19.00	20.00	19.00	20.00	20.00	21.00	21.30	22.60	23.10	21.60
1955	24.40	24.00	24.00	24.00	25.50	24.20	22.20	21.30	21.30	21.40	21.60	23.30	22.40
1956	23.00	22.70	21.30	21.40	21.70	21.40	19.80	18.90	19.40	20.30	22.20	23.20	21.10
1957	24.00	23.50	22.80	21.30	21.50	19.70	17.10	15.70	15.10	16.10	16.80	17.30	17.10
1958	18.10	16.30	15.70	16.10	16.00	15.40	15.50	15.20	16.10	16.60	16.70	17.50	16.20
1959	17.90	17.60	17.70	17.60	18.10	20.10	21.60	21.80	22.40	23.10	24.00	25.20	22.90
1960	26.20	26.80	25.70	25.70	25.70	26.00	25.50	25.60	26.40	26.50	27.40	27.80	26.40
1961	27.40	27.40	26.80	25.70	26.60	25.20	25.60	25.40	25.00	24.40	25.20	24.80	25.00
1962	25.50	24.90	23.90	23.40	22.70	21.50	20.70	18.50	18.60	19.10	19.60	19.00	20.10
1963	19.70	20.20	21.00	20.50	20.50	20.50	20.00	19.50	19.50	19.50	20.00	20.00	20.40
1964	21.50	21.50	21.80	21.80	22.90	22.40	20.00	19.60	19.60	19.50	20.40	22.50	21.60
1965	23.40	23.80	23.00	23.50	23.50	22.60	21.60	21.60	21.80	22.10	22.50	23.50	23.00
1966	24.40	24.80	25.50	24.50	24.50	24.10	24.50	25.50	26.90	26.40	27.60	28.40	26.50
1967	28.80	27.90	28.40	27.50	28.30	26.30	24.50	22.50	22.00	22.00	22.00	22.00	23.50
1968	22.50	22.50	21.50	21.50	21.30	21.80	20.90	20.30	20.70	20.80	21.20	22.10	22.00
1969	22.60	23.60	23.70	23.60	25.00	23.00	22.60	22.70	23.20	23.60	24.50	24.50	24.00
1970	25.00	25.50	25.50	25.00	25.00	25.00	23.50	23.40	23.80	23.90	24.90	24.90	25.00
1971	26.30	27.90	27.90	28.70	28.20	27.70	27.30	27.30	27.50	27.40	29.70	32.40	29.50
1972	34.00	36.20	35.70	34.20	32.00	32.00	32.00	32.70	32.70	33.70	34.70	37.60	35.00
1973	38.00	40.30	41.30	41.00	40.00	36.50	35.00	36.50	37.50	39.00	41.00	42.50	38.50
1974	45.00	44.50	45.00	46.00	45.50	44.50	45.00	46.00	46.50	47.50	48.50	48.50	46.50
1975	47.50	48.00	47.00	48.00	55.00	59.50	51.50	50.00	50.50	51.00	50.00	50.50	52.50
1976	51.00	52.50	54.00	54.00	55.50	52.50	52.00	52.00	53.50	52.50	53.00	55.00	53.50
1977	55.00	56.00	58.50	60.00	64.00	65.00	62.50	60.00	55.50	53.50	55.00	54.50	58.00
1978	55.00	54.00	53.00	50.00	50.00	48.50	46.50	45.50	44.00	45.00	45.50	46.50	47.00

ALL HAY (BALED): PRICES RECEIVED BY FARMERS, MONTHLY AND SEASON AVERAGE,
BY STATE AND UNITED STATES, 1949-78

YEAR	JAN	FEB	MAR	APR	MAY	JUN	JUL	AUG	SEP	OCT	NOV	DEC	SEASON AVERAGE
DOLLARS PER TON													
VERMONT													
1949	27.80	27.80	28.80	27.50	28.00	29.20	30.70	35.50	36.00	36.30	35.30	35.30	34.00
1950	35.10	35.10	35.10	35.70	35.20	33.90	34.00	33.90	32.90	32.90	31.50	32.00	31.80
1951	31.80	31.80	31.40	30.90	29.90	29.90	28.90	28.40	27.40	27.80	27.30	28.60	27.80
1952	28.60	27.10	27.10	27.10	26.60	26.60	25.60	25.60	26.40	26.40	25.90	27.10	24.30
1953	26.60	24.50	22.80	21.50	21.70	22.20	22.80	24.20	24.10	24.70	24.70	26.90	27.10
1954	27.00	29.50	29.30	29.10	29.10	27.30	26.30	24.90	23.90	25.10	26.40	28.20	26.70
1955	28.20	27.80	27.40	26.60	25.60	25.60	25.10	23.90	23.90	24.20	24.70	25.20	24.10
1956	24.70	24.70	23.70	23.40	23.50	23.50	24.50	25.10	26.50	27.20	27.70	28.20	28.90
1957	29.20	30.10	30.00	30.40	30.90	29.30	28.10	29.10	30.50	31.50	32.00	32.50	31.00
1958	32.50	32.50	32.00	31.50	30.80	30.10	30.70	27.90	27.90	28.00	29.00	28.90	28.50
1959	29.00	28.90	28.40	27.40	26.10	26.10	27.90	27.30	28.00	29.00	29.00	29.00	28.30
1960	29.00	28.50	28.50	28.00	28.40	28.30	26.10	25.80	25.20	25.80	26.40	26.80	27.30
1961	27.10	29.00	28.50	27.60	27.60	26.70	25.80	25.80	25.50	25.50	26.00	26.10	25.70
1962	26.10	27.10	26.10	24.60	24.10	23.30	25.10	26.60	27.60	27.90	28.40	29.10	31.50
1963	30.10	31.40	34.30	37.30	36.70	33.20	28.20	27.70	28.20	29.10	30.00	31.10	30.90
1964	31.20	32.60	32.60	30.50	29.50	29.00	27.80	29.30	30.00	31.70	32.20	32.30	32.30
1965	33.30	33.70	34.50	35.00	35.40	35.30	35.50	37.30	37.30	37.60	37.60	38.00	38.10
1966	38.00	39.00	39.90	39.40	38.90	38.90	33.80	28.30	27.80	28.80	29.20	29.60	29.50
1967	29.20	28.40	27.40	26.00	24.50	24.50	24.50	22.70	22.80	23.30	24.80	24.80	24.00
1968	24.80	25.30	24.30	23.80	22.30	21.90	22.80	23.30	23.80	25.00	25.50	25.30	25.00
1969	26.00	26.30	26.30	26.30	24.90	24.40	25.00	25.00	26.00	27.00	27.50	27.50	28.00
1970	29.00	30.00	31.00	32.50	34.50								36.00
1971													36.00
1972													47.00
1973													42.00
1974													62.00
1975													77.00
1976													63.90
1977													64.00
1978													65.00
VIRGINIA													
1949	30.20	30.60	29.70	28.40	28.10	25.90	25.60	26.30	26.60	26.60	26.20	26.30	26.30
1950	26.30	26.50	26.00	26.60	26.20	26.20	25.50	26.70	26.80	26.50	27.40	29.20	29.70
1951	31.80	32.70	32.50	32.50	30.50	29.10	28.30	28.90	30.10	32.00	33.90	34.50	34.60
1952	36.40	37.40	38.60	37.20	34.40	31.80	31.90	35.20	34.50	35.00	36.30	36.60	35.60
1953	37.50	36.20	35.60	34.80	33.20	30.80	32.40	33.10	35.20	37.10	39.30	39.90	38.10
1954	39.90	39.50	39.90	39.60	37.70	34.60	34.20	35.80	37.70	38.50	38.40	39.50	38.30
1955	39.90	39.10	38.40	38.20	37.30	34.80	34.20	33.40	31.10	30.10	30.80	31.70	31.40
1956	31.10	31.20	30.20	30.00	29.70	30.80	29.90	29.30	29.60	30.50	31.20	32.00	31.10
1957	31.90	31.70	31.60	30.40	29.10	28.30	28.90	31.50	34.40	35.40	34.90	35.70	33.90
1958	35.00	34.60	34.20	34.90	33.50	29.90	29.50	29.50	28.10	29.10	28.60	29.40	28.80
1959	29.60	28.20	27.40	27.60	26.40	26.10	27.50	28.50	28.10	27.90	28.60	29.60	28.70
1960	29.00	28.70	29.30	30.00	28.70	28.20	27.60	29.10	30.40	32.00	31.80	32.00	31.30
1961	31.90	33.00	32.60	32.40	31.70	29.70	29.50	29.10	29.10	30.80	30.40	30.00	30.50
1962	31.50	30.60	31.40	30.40	29.70	30.30	29.80	30.20	31.70	32.30	33.20	32.60	32.80
1963	33.60	33.80	35.20	34.30	36.70	36.00	39.50	42.00	44.70	43.40	44.00	44.10	42.50
1964	43.90	43.70	43.60	40.80	39.90	35.20	37.60	36.00	38.10	39.40	38.30	38.80	37.90
1965	37.50	38.10	38.10	37.10	37.20	34.30	33.10	32.60	34.10	34.70	35.30	35.50	34.80
1966	34.90	35.30	35.30	34.60	35.10	33.70	33.70	34.80	36.70	37.50	37.20	37.60	36.00
1967	37.90	37.30	36.60	35.90	35.60	34.70	34.40	34.50	34.00	32.90	34.00	34.10	34.00
1968	33.30	34.00	34.20	33.00	32.30	33.30	31.20	31.60	31.90	31.80	32.90	33.20	33.00
1969	33.80	34.50	34.20	34.50	33.00	33.90	33.50	32.80	32.80	33.40	32.60	33.50	34.00
1970	33.50	36.00	35.10	34.10	33.10	32.80	33.50	33.60	33.90	34.10	35.70	36.20	35.50
1971	37.00	37.00	36.70	35.70	35.70	35.00	35.70	36.30	35.40	36.20	36.30	34.90	36.00
1972	36.50	37.80	37.30	35.90	34.50	34.00	33.90	34.60	35.60	36.00	36.50	36.00	36.50
1973	37.50	40.00	39.00	39.50	39.00	37.60	35.50	38.50	39.50	40.00	40.50	41.50	40.00
1974	40.50	41.00	43.00	43.50	43.00	40.50	39.50	42.00	43.00	43.00	45.00	46.50	44.00
1975	43.50	45.00	47.00	49.50	47.50	46.50	47.50	46.00	44.50	44.00	45.50	48.50	47.50
1976	49.50	50.00	49.50	49.00									60.50
1977													77.00
1978													65.00

ALL HAY (BALED): PRICES RECEIVED BY FARMERS, MONTHLY AND SEASON AVERAGE,
BY STATE AND UNITED STATES, 1949-78

YEAR	JAN	FEB	MAR	APR	MAY	JUN	JUL	AUG	SEP	OCT	NOV	DEC	SEASON AVERAGE
DOLLARS PER TON													
WASHINGTON													
1949	28.80	29.50	28.70	25.80	24.50	21.80	22.80	23.00	24.10	25.60	26.00	26.70	25.70
1950	28.70	28.40	29.10	30.20	30.30	26.00	26.40	25.60	26.10	26.30	26.30	27.10	26.10
1951	25.60	25.80	25.20	25.00	25.10	24.10	24.30	24.50	26.40	27.30	28.80	30.40	28.00
1952	33.50	34.80	34.10	34.40	33.20	26.80	25.30	25.70	26.40	27.20	29.20	30.50	27.20
1953	30.20	27.00	23.90	24.20	24.00	21.60	21.20	22.30	19.20	19.40	19.40	19.80	20.30
1954	20.10	19.60	19.30	19.30	20.70	19.00	18.00	19.20	20.40	22.10	23.00	24.00	22.10
1955	24.30	24.40	23.60	25.60	26.10	22.70	22.90	23.20	24.10	25.80	26.30	27.20	27.00
1956	32.40	33.50	33.80	36.30	33.00	25.50	25.00	24.80	24.90	24.70	24.90	25.50	24.70
1957	25.00	24.20	21.00	20.30	19.00	17.60	16.50	15.70	15.20	15.60	16.50	15.80	15.80
1958	15.00	14.00	13.60	15.40	14.90	15.10	15.00	15.80	16.60	18.20	18.80	19.90	17.70
1959	20.90	20.90	20.30	20.30	20.20	20.60	21.30	21.80	22.40	23.40	25.00	26.60	23.50
1960	26.80	26.30	25.30	25.00	25.00	21.00	20.60	20.90	22.70	23.10	23.10	23.40	22.10
1961	23.50	22.70	22.10	21.70	21.10	19.90	19.50	20.60	21.20	21.00	20.70	20.40	20.60
1962	21.00	21.00	20.70	22.00	22.50	21.70	20.20	20.80	21.20	22.00	23.00	24.40	23.50
1963	26.50	27.10	27.30	27.00	26.50	23.00	21.20	21.60	21.80	22.70	23.00	24.00	22.70
1964	24.00	24.50	23.50	23.50	23.00	22.00	21.50	21.50	22.50	23.00	23.50	23.50	23.00
1965	24.50	25.50	24.50	24.50	24.00	23.00	22.00	22.00	22.00	22.00	22.50	23.00	22.80
1966	23.50	24.50	24.50	24.50	24.50	24.00	24.00	24.50	24.50	25.00	25.00	26.00	24.50
1967	26.00	25.50	24.50	23.50	24.00	24.00	23.50	23.00	23.50	23.50	23.00	23.50	23.50
1968	23.50	23.50	23.50	23.50	24.00	23.50	23.50	24.00	25.00	24.50	25.00	25.50	26.00
1969	26.50	34.00	36.00	35.00	30.00	26.50	25.00	23.50	26.00	26.00	25.50	25.50	26.00
1970	27.00	28.00	27.50	27.50	27.00	25.50	25.00	25.00	25.50	25.00	25.00	25.00	25.50
1971	25.50	26.00	26.50	28.00	34.00	29.00	28.00	28.00	27.50	28.00	29.00	30.00	29.50
1972	31.00	33.50	33.00	31.00	31.00	28.00	27.50	28.50	29.50	30.00	31.00	36.00	31.50
1973	37.00	38.00	38.50	38.50	38.50	36.00	48.00	62.00	69.00	68.50	69.50	70.50	60.50
1974	72.50	73.50	71.00	71.50	68.00	65.50	62.50	59.50	56.50	55.00	55.50	54.50	58.00
1975	53.00	50.50	52.00	53.00	61.50	59.50	57.50	54.00	54.00	56.50	56.00	57.00	58.50
1976	61.00	60.50	67.50	72.50	65.00	63.50	65.00	64.50	66.50	68.00	67.50	67.50	66.00
1977	66.50	67.50	66.50	66.50	67.00	62.00	59.50	54.50	53.50	49.50	52.00	51.00	53.50
1978	50.50	50.00	46.50	45.00	39.00	49.00	47.50	46.50	44.00	45.50	46.50	46.00	47.50
WEST VIRGINIA													
1949	27.70	25.00	25.50	24.50	24.60	22.30	21.00	22.20	23.30	24.30	24.10	23.70	23.00
1950	23.40	23.30	22.70	22.50	20.80	22.00	22.00	21.60	22.10	22.90	24.00	26.80	27.40
1951	28.00	28.90	30.60	29.80	29.30	27.90	26.80	26.30	26.30	27.30	28.00	28.80	28.50
1952	28.80	29.60	29.40	29.00	27.80	27.30	26.10	28.40	28.70	29.70	30.40	31.20	31.60
1953	31.80	32.80	33.30	34.70	33.40	28.00	27.70	27.60	30.10	31.80	34.40	35.80	36.40
1954	37.40	38.10	39.60	38.50	36.40	33.40	30.20	31.70	31.30	30.80	31.80	32.20	31.70
1955	33.10	32.60	31.70	29.40	28.50	27.50	27.30	28.80	28.10	28.50	29.20	28.90	28.20
1956	28.70	28.90	27.70	26.90	27.50	29.20	28.60	28.30	27.10	27.00	28.20	29.40	28.30
1957	29.60	28.60	28.50	26.40	27.70	25.80	25.30	27.70	28.30	28.10	31.00	30.80	29.70
1958	31.00	31.20	30.20	30.00	28.50	27.70	27.10	28.10	27.80	26.00	27.50	26.90	27.10
1959	27.30	26.80	27.20	26.00	25.60	24.80	25.80	26.50	27.30	26.80	27.00	26.20	26.80
1960	26.40	26.90	27.80	27.30	25.70	25.50	24.70	24.70	25.20	26.70	26.70	27.40	27.20
1961	27.10	28.90	28.10	28.70	27.00	26.00	25.00	24.90	25.30	25.70	26.10	26.40	26.20
1962	26.50	27.10	26.80	26.20	24.20	23.90	24.50	27.60	29.40	30.40	31.20	31.50	30.60
1963	32.10	31.90	33.20	32.50	31.50	31.00	32.00	32.00	33.00	34.00	36.00	38.50	36.10
1964	37.50	38.50	38.00	37.00	35.00	32.50	31.50	32.00	33.00	33.00	33.00	35.50	33.90
1965	34.50	34.90	35.00	34.20	32.40	30.60	30.50	31.60	34.60	34.60	35.60	36.10	34.70
1966	36.90	36.80	36.30	35.30	34.50	34.40	35.10	37.10	37.10	38.60	37.70	39.50	38.00
1967	38.90	39.80	40.10	38.90	39.30	35.80	34.60	33.10	32.60	32.60	31.80	33.10	33.50
1968	34.20	33.80	32.90	32.30	30.90	29.10	28.00	28.50	28.90	29.40	30.40	31.00	30.50
1969	32.00	32.00	31.10	30.50	29.50	28.50	28.60	28.60	30.10	29.70	30.70	29.70	30.50
1970	31.20	32.50	32.50	33.00	32.20	30.60	28.60	30.50	31.30	32.70	31.80	32.70	32.00
1971	32.70	33.20	34.50	34.50	33.30	33.80	30.80	32.20	32.60	32.80	32.60	30.30	32.00
1972	31.50	33.50	33.00	33.00	31.50	31.00	30.50	30.50	29.50	31.50	32.50	34.50	33.50
1973	34.50	36.50	36.50	37.50	34.50	34.50	30.50	31.50	33.50	32.50	34.50	37.50	35.50
1974	37.50	39.00	39.50	39.00	38.50	39.50	38.50	40.00	39.00	40.50	40.50	41.50	43.00
1975	42.50	46.50	52.00	51.50	51.50	47.00	44.00	42.00	44.00	44.00	43.00	45.50	46.00
1976	48.00	50.00	53.00	51.00	46.50								52.00
1977													51.00
1978													46.50

ALL HAY (BALED): PRICES RECEIVED BY FARMERS, MONTHLY AND SEASON AVERAGE,
BY STATE AND UNITED STATES, 1949-78

YEAR	JAN	FEB	MAR	APR	MAY	JUN	JUL	AUG	SEP	OCT	NOV	DEC	SEASON AVERAGE
DOLLARS PER TON													
WISCONSIN													
1949	27.50	28.30	29.90	27.80	26.30	23.90	22.00	23.00	23.10	21.60	20.20	22.20	22.60
1950	22.80	21.90	22.30	22.80	24.80	24.10	21.40	22.60	20.40	20.10	21.40	21.30	22.10
1951	22.80	23.40	22.30	22.30	20.60	19.70	16.10	16.60	16.10	17.10	16.50	17.00	16.70
1952	17.00	16.90	16.50	16.50	16.00	15.80	15.30	17.50	19.50	19.60	20.10	19.50	18.70
1953	20.10	20.10	18.50	18.30	18.10	16.90	18.80	17.70	17.70	17.90	19.60	19.80	19.80
1954	21.50	21.10	21.00	21.00	20.10	19.10	17.50	18.20	19.20	19.30	19.10	20.80	19.90
1955	21.70	20.80	20.30	19.70	19.90	18.60	17.50	17.20	17.20	17.40	18.50	18.60	17.60
1956	17.60	18.20	17.30	16.60	16.80	15.60	15.60	15.70	16.70	17.30	16.30	17.00	16.60
1957	17.90	17.80	16.80	16.20	16.50	14.90	14.30	15.20	13.80	14.60	15.80	16.10	15.10
1958	15.50	15.50	15.00	15.10	14.60	16.00	16.90	17.60	19.40	21.00	20.50	21.20	21.00
1959	23.90	23.70	22.20	23.50	19.30	17.80	15.90	15.70	15.90	16.70	16.80	17.40	17.80
1960	18.00	18.30	18.00	18.40	19.00	19.50	17.50	17.50	15.50	15.90	15.80	17.00	17.10
1961	18.50	17.30	17.30	16.60	15.70	16.20	15.70	16.80	16.80	18.20	18.60	18.00	18.10
1962	19.50	18.70	19.60	19.70	18.80	16.30	14.80	15.30	16.10	17.10	16.60	17.00	16.80
1963	17.10	18.10	17.90	17.40	16.40	16.50	18.40	19.30	20.60	21.00	21.80	21.80	20.60
1964	21.80	21.80	21.70	21.10	20.50	17.90	18.40	20.00	22.40	21.50	21.60	22.10	22.00
1965	22.20	23.20	24.60	25.60	26.60	24.60	24.70	24.20	23.50	23.50	23.50	24.00	24.60
1966	25.00	25.50	25.50	25.00	25.00	24.00	21.00	20.50	20.50	20.50	20.50	21.00	22.00
1967	22.00	22.50	22.50	22.00	20.50	20.50	19.00	18.50	18.50	18.50	18.50	20.00	19.50
1968	20.00	19.50	20.30	19.50	19.50	19.50	17.50	17.50	18.00	17.50	17.00	17.50	18.00
1969	18.00	18.50	18.00	18.50	18.00	17.50	16.50	16.00	16.50	17.50	17.50	18.00	18.00
1970	18.50	19.00	19.50	19.00	18.50	17.50	16.50	16.50	18.00	19.50	19.50	19.50	19.00
1971	19.50	20.50	20.50	21.00	21.00	20.00	19.00	19.00	19.00	20.00	20.50	20.50	21.00
1972	22.50	22.00	22.00	22.50	22.00	22.00	24.00	25.00	25.00	29.00	30.00	32.00	29.00
1973	35.50	35.00	33.00	31.00	30.00	26.50	27.50	28.00	27.00	28.00	29.50	29.50	30.00
1974	31.00	33.50	33.50	32.50	32.00	28.00	29.00	29.50	28.50	31.00	31.00	36.00	34.00
1975	36.00	37.50	39.50	42.50	46.00	45.50	44.00	47.50	50.50	51.50	47.50	47.00	47.00
1976	48.00	50.00	50.00	48.50	49.50	54.50	59.50	62.00	66.50	69.50	76.00	78.00	70.00
1977	82.00	83.00	85.00	80.00	76.00	70.00	56.50	50.00	48.50	48.50	47.50	48.50	54.00
1978	51.00	48.00	45.50	45.00	42.00	39.00	35.50	34.00	32.50	34.00	34.50	35.00	36.00
WYOMING													
1949	29.10	32.50	29.10	27.60	25.20	22.10	21.00	20.00	20.00	21.20	21.30	21.50	21.00
1950	21.40	20.80	19.40	20.30	19.60	19.40	20.00	22.00	23.00	23.50	24.10	24.90	23.60
1951	24.50	24.70	23.80	24.10	24.40	23.00	23.00	23.00	23.80	25.30	25.00	29.20	28.60
1952	33.00	34.20	33.90	34.90	34.00	34.00	29.50	30.80	32.50	31.90	32.20	32.10	30.90
1953	30.30	29.20	26.00	26.00	24.40	25.40	23.00	22.40	22.30	21.60	21.30	21.20	22.10
1954	23.20	22.60	21.60	22.50	22.40	22.00	23.80	23.70	25.10	25.20	25.70	24.70	24.90
1955	24.70	25.10	25.00	25.00	26.00	26.00	23.20	22.20	20.50	19.40	20.30	20.60	20.80
1956	20.30	20.20	21.00	20.60	19.80	18.60	17.90	19.00	19.70	20.60	20.90	21.40	20.50
1957	21.40	21.30	20.20	20.40	18.80	18.50	17.40	16.90	16.50	15.10	15.80	14.80	15.40
1958	14.80	14.70	14.70	13.80	13.30	14.00	12.90	13.70	14.20	14.00	13.50	13.30	14.30
1959	14.80	14.90	15.60	15.60	15.50	16.70	16.80	19.90	23.30	23.50	23.30	23.90	22.70
1960	24.20	24.20	23.10	23.00	22.20	22.30	24.50	26.00	26.60	26.60	27.00	27.10	26.20
1961	27.10	26.20	25.90	24.20	23.70	23.10	23.10	23.60	23.50	23.70	23.70	23.80	23.60
1962	23.80	23.80	23.20	23.10	22.60	20.50	20.20	17.40	17.00	17.20	17.50	17.50	17.80
1963	18.00	18.00	17.50	17.50	17.00	16.50	16.60	16.80	17.70	18.10	18.50	19.50	18.90
1964	19.00	20.00	19.50	19.50	20.00	19.00	18.00	19.00	19.50	20.00	20.00	22.00	21.50
1965	23.50	24.00	23.00	22.50	22.00	21.00	19.50	19.00	20.50	21.50	21.00	22.00	21.90
1966	22.00	22.50	24.00	23.50	24.50	26.50	27.50	28.50	29.50	29.00	29.00	29.00	28.50
1967	29.50	28.50	27.50	26.50	26.50	26.00	22.00	19.50	18.50	18.50	18.50	19.00	19.50
1968	21.50	19.00	19.50	19.50	19.00	19.00	18.00	18.00	18.00	19.00	20.50	20.50	20.00
1969	20.50	20.50	21.00	22.50	21.00	21.00	21.50	21.50	22.50	24.00	24.00	25.00	24.00
1970	26.50	25.00	25.00	24.50	26.00	22.50	22.00	23.50	22.50	23.00	24.50	25.00	24.00
1971	25.00	24.50	24.30	25.00	25.20	25.20	24.70	24.30	25.30	25.00	25.20	25.50	26.00
1972	25.40	27.40	27.40	27.40	26.70	26.40	27.40	28.20	29.20	29.20	30.20	32.40	32.50
1973	36.00	38.00	39.50	37.50	37.50	34.00	35.50	40.50	43.00	44.50	43.50	46.00	44.50
1974	48.50	46.00	48.50	44.00	41.00	41.00	44.00	49.50	55.50	52.50	52.00	51.50	49.00
1975	50.50	42.50	42.50	46.00	53.00	50.00	50.00	50.00	50.00	51.00	51.00	53.00	53.00
1976	55.00	55.50	54.50	55.50	56.00	55.50	53.50	55.00	53.50	56.00	55.50	57.50	56.00
1977	58.00	56.50	56.50	58.50	55.00	55.50	52.50	50.50	49.00	45.00	42.50	44.00	45.50
1978	43.50	44.50	46.00	44.50	43.50	44.00	43.50	43.50	44.00	45.00	46.50	47.50	49.00

ALFALFA HAY (BALED): PRICES RECEIVED BY FARMERS, MONTHLY AND SEASON AVERAGE,
BY STATE AND UNITED STATES, 1949-78

YEAR : JAN : FEB : MAR : APR : MAY : JUN : JUL : AUG : SEP : OCT : NOV : DEC : SEASON
: : : : : : : : : : : : : : AVERAGE

DOLLARS PER TON

UNITED STATES

1949	27.90	29.30	28.30	26.30	24.30	21.80	21.10	21.90	22.30	23.20	23.40	23.80	22.70
1950	23.70	22.90	22.50	22.50	23.10	21.70	20.80	21.40	21.60	22.10	22.90	23.50	23.10
1951	24.20	25.00	25.80	25.30	25.30	23.50	21.40	22.00	22.90	23.80	25.40	27.20	25.50
1952	28.70	28.60	28.00	28.00	26.10	23.40	23.50	25.80	27.20	28.00	28.30	28.60	26.00
1953	28.50	27.30	25.70	24.90	23.70	21.60	21.00	21.40	21.40	21.90	22.80	23.90	22.70
1954	24.90	24.70	23.90	23.50	22.30	20.70	20.30	21.80	22.70	23.10	23.80	24.30	23.00
1955	24.50	24.20	24.40	23.60	23.30	21.70	20.70	20.90	21.50	21.80	22.30	22.60	22.00
1956	22.70	22.50	22.20	22.20	22.20	20.70	20.20	20.60	21.20	22.10	22.70	23.60	21.90
1957	23.80	23.30	22.30	21.60	20.60	18.80	17.60	18.10	18.30	18.70	19.20	19.40	18.60
1958	19.10	18.60	18.20	18.00	17.40	17.00	17.10	17.30	17.90	18.40	18.50	19.30	18.60
1959	19.90	19.90	19.50	19.30	19.10	18.40	19.00	20.10	20.70	21.30	22.00	23.00	21.70
1960	23.30	23.70	23.90	23.40	22.40	21.00	19.80	20.00	20.20	20.80	21.30	21.70	21.00
1961	22.00	21.60	21.10	20.50	20.20	19.60	19.60	19.90	20.20	20.60	20.90	21.20	21.00
1962	22.10	22.00	22.50	22.20	21.40	20.10	19.30	19.60	20.10	20.30	21.20	22.00	21.40
1963	22.60	23.60	23.50	22.70	22.00	21.10	21.60	22.30	23.10	23.50	24.40	25.00	23.50
1964	25.40	25.00	24.40	23.90	22.70	21.10	20.90	21.90	22.90	23.20	23.90	24.90	24.00
1965	26.00	26.30	26.40	26.60	25.80	23.50	22.60	22.40	23.00	23.30	23.70	24.50	24.00
1966	25.10	25.50	24.90	24.00	23.90	23.10	23.00	23.70	24.30	24.70	25.20	25.90	24.70
1967	26.40	26.20	26.00	24.90	24.50	23.90	22.90	22.30	22.60	23.20	23.40	24.00	23.60
1968	24.70	24.20	24.00	23.20	22.40	22.30	21.70	21.50	21.90	21.90	22.40	23.20	23.00
1969	23.80	24.90	25.40	25.30	24.20	22.90	22.50	22.30	22.80	23.40	23.80	24.40	23.90
1970	25.50	25.70	25.40	24.50	24.00	22.90	22.60	22.90	23.80	24.60	25.00	25.80	24.70
1971	26.20	26.70	26.90	26.80	26.30	25.20	24.60	24.80	25.10	25.50	26.10	26.90	27.10
1972	30.60	31.20	30.50	29.20	32.60	32.60	30.50	30.80	31.30	31.70	32.10	34.30	
1973	36.20	36.90	37.00	35.40	39.60	37.10	38.50	41.40	46.60	50.20	50.30	49.40	
1974	51.00	51.40	48.90	47.50	57.80	51.20	51.60	55.00	55.50	54.80	52.90	53.40	
1975	53.00	52.50	52.40	54.90	59.10	56.70	54.40	54.10	54.10	53.60	53.00	54.80	
1976	56.20	58.60	58.20	56.90	70.20	64.00	63.50	63.40	65.30	64.30	62.70	62.70	
1977	65.40	66.70	68.00	67.70	73.80	65.60	60.60	55.30	52.10	49.90	50.30	51.50	
1978	52.60	53.70	53.10	53.40	58.10	54.00	52.00	51.40	50.10	50.40	48.70	49.70	

ALABAMA

1949							32.40	32.10	33.70	34.40	34.90	35.20	
1950													
1951	36.50	38.90	39.30	40.50	37.80	37.90	37.00	36.50	36.70	38.90	40.70	40.00	
1952	43.00	42.70	43.50	44.90	42.30	41.70	41.00	44.00	42.20	42.00	43.30	43.60	
1953	44.10	44.50	43.40	43.50	42.40	40.30	38.30	37.20	38.00	39.50	38.50	40.00	
1954	41.90	41.00	40.50	40.00	39.00	35.60	36.00	37.00	37.00	38.00	39.20	39.00	
1955	39.00	39.10	40.60	40.60	40.00	37.40	34.30	34.00	34.00	34.30	35.30	34.50	
1956	34.50	34.90	34.80	34.30	34.30	34.80	34.20	33.80	33.00	33.60	34.40	36.40	
1957	35.70	34.50	34.80	34.10	32.90	34.00	31.80	31.50	32.70	33.60	34.70	34.70	
1958	34.30	36.00	38.40	37.60	34.40	34.00	33.60	31.50	32.00	34.00	34.50	35.00	
1959	35.50	34.50	31.00	32.00	31.00	32.00	32.00	33.50	32.50	32.00	32.50	32.50	
1960	33.50	33.50	34.00	34.00	32.00	32.50	32.50	33.50	34.50	35.50	37.00	38.00	
1961	38.00	37.50	37.50	35.50	36.00	34.00	34.00	34.00	33.00	34.00	36.50	36.50	
1962	36.50	36.00	36.00	36.00	34.00	33.00	33.50	35.50	36.00	36.00	36.00	38.50	
1963	39.00	41.50	41.50	38.50	39.00	36.00	35.00	36.00	35.00	33.50	36.50	37.50	
1964	37.50	38.50	38.00	38.50	35.50	35.50	35.50	35.50	34.50	35.00	36.00	37.00	
1965	36.00	35.50	37.00	36.00	37.00	36.00	33.50	35.00	36.00	37.00	37.50	37.50	
1966	38.00	39.00	38.00	39.00	35.00	33.50	34.00	37.50	37.50	36.50	38.50	38.00	
1967	37.00	35.50	36.50	36.50	36.50	38.00	37.00	38.00	35.00	35.00	36.00	37.00	
1968	37.50	36.50	36.50	36.00	35.50	34.50	34.50	34.50	36.00	37.00	39.00	39.00	
1969	39.00	40.00	39.50	39.50	38.00	37.50	37.50	36.50	37.50	38.00	39.00	39.00	
1970	39.00	40.00	40.00	39.50	37.00	37.00	35.00	34.50	35.50	37.00	38.00	37.00	
1971	37.50	38.50	38.00	38.00	37.00	37.00	35.50	35.50	35.50	35.50	36.00	38.00	
1972	38.00	38.00	36.50	36.00	36.00	35.50	36.00	37.00	37.00	38.00	38.50	39.50	
1973	43.00	43.00	44.00	42.50									
1974													
1975													
1976													
1977													
1978													

ALFALFA HAY (BALED): PRICES RECEIVED BY FARMERS, MONTHLY AND SEASON AVERAGE,
 BY STATE AND UNITED STATES, 1949-78

YEAR	JAN	FEB	MAR	APR	MAY	JUN	JUL	AUG	SEP	OCT	NOV	DEC	SEASON AVERAGE
DOLLARS PER TON													
CALIFORNIA													
1949	31.20	33.50	30.00	26.00	22.30	22.00	19.80	21.00	22.60	24.60	25.50	26.00	
1950	25.30	23.50	21.30	20.40	19.40	18.50	18.50	19.30	19.90	19.70	20.30	21.00	
1951	21.80	23.30	24.90	27.20	29.40	29.00	28.00	28.00	28.90	30.00	33.50	36.00	
1952	38.20	40.40	38.50	39.20	32.20	30.10	29.10	30.00	32.70	35.60	35.50	33.50	
1953	31.50	29.00	28.50	27.90	24.00	22.50	21.10	20.10	19.50	18.90	20.40	22.50	
1954	25.30	25.80	23.50	22.20	19.50	18.50	17.80	18.80	21.50	24.50	25.70	25.70	
1955	25.90	26.70	33.60	28.60	26.10	25.50	24.50	27.00	27.40	27.00	27.50	27.20	
1956	28.70	26.50	27.40	27.80	24.80	23.40	21.50	21.50	21.60	21.70	24.20	27.00	
1957	29.30	29.10	26.30	23.50	23.60	22.80	21.40	21.30	23.40	26.00	25.20	26.90	
1958	25.90	24.90	23.90	26.00	24.60	23.70	23.00	23.50	22.30	23.20	23.80	25.60	
1959	26.80	26.80	26.70	25.90	25.70	25.50	25.00	24.50	25.30	26.20	28.00	31.50	
1960	35.00	36.00	36.00	28.00	26.50	26.00	24.20	23.20	23.20	23.60	25.00	25.50	
1961	25.50	24.00	22.50	22.00	22.00	22.00	20.50	19.50	19.50	19.00	19.50	20.00	
1962	20.00	20.50	20.50	22.00	23.00	22.50	21.00	20.00	20.00	22.00	25.50	28.50	
1963	30.50	35.50	32.50	30.50	28.50	27.50	26.50	27.50	29.50	30.00	31.50	31.50	
1964	32.00	31.50	32.00	30.50	26.50	25.50	24.00	23.50	23.50	24.00	25.00	26.50	
1965	27.50	26.50	25.50	27.00	24.50	23.50	23.00	23.50	23.00	23.50	24.50	26.50	
1966	27.50	28.00	27.50	26.50	26.00	26.00	25.50	26.00	28.00	31.00	33.50	36.00	
1967	35.00	35.00	34.50	34.00	31.00	28.50	29.00	28.50	28.50	29.00	30.50	30.50	
1968	32.00	31.50	30.00	27.00	26.00	27.00	26.00	24.50	24.50	25.00	25.00	26.00	
1969	27.00	28.00	29.50	28.50	29.50	29.00	27.50	26.50	26.50	27.50	29.00	32.00	
1970	34.50	36.00	35.00	31.00	31.50	31.50	29.50	28.50	29.50	30.50	32.00	33.50	
1971	35.00	35.50	36.00	35.00	33.00	32.50	32.00	30.50	30.50	30.50	31.00	33.50	
1972	36.00	37.50	37.50	35.00	35.00	35.50	34.50	34.00	34.00	34.50	35.50	37.00	
1973	39.50	40.50	42.50	42.00	42.50	43.00	43.00	44.50	52.50	62.00	67.50	69.00	
1974	71.00	73.50	72.50	72.00	67.00	65.00	63.00	63.50	63.00	63.50	64.00	64.00	
1975	64.00	61.50	61.00	60.50	61.50	62.00	60.50	59.50	59.50	59.50	60.50	65.50	
1976	72.00	82.00	84.00	80.50	79.00	77.50	76.00	74.00	74.00	73.00	73.50	73.50	
1977	76.00	77.00	78.50	81.50	81.00	76.00	67.00	55.50	52.00	49.50	48.00	49.50	
1978	52.50	54.50	53.00	57.00	61.50	64.50	62.50	59.00	55.00	56.50	60.00	63.50	
COLORADO													
1949	23.00	27.00	26.50	24.50	24.00	20.00	18.50	17.50	18.50	20.50	21.00	21.50	
1950	22.00	21.00	20.50	21.00	21.00	21.00	24.00	25.00	28.00	28.00	29.50	29.50	
1951	28.50	30.00	30.00	30.00	33.00	30.00	25.00	25.00	30.00	31.00	35.00	36.50	
1952	39.50	39.50	37.50	38.50	37.00	25.80	24.60	32.40	35.00	34.50	32.50	32.50	
1953	32.00	30.00	25.50	24.50	24.00	19.50	19.50	20.00	19.50	18.60	20.00	20.70	
1954	20.80	20.80	20.70	21.50	23.60	23.00	26.00	27.00	26.00	25.60	25.10	26.60	
1955	26.50	26.80	26.30	27.40	28.90	25.70	25.00	21.00	20.60	20.90	20.60	21.00	
1956	21.30	21.50	21.30	21.50	20.40	19.40	19.30	19.30	21.20	24.40	27.50	29.60	
1957	30.00	29.70	27.00	28.00	26.00	20.60	18.40	17.20	17.10	17.40	18.30	17.60	
1958	18.20	17.00	17.00	16.00	15.00	14.50	15.30	15.30	16.50	15.50	15.50	15.50	
1959	16.00	16.40	16.50	17.00	17.00	17.00	18.00	19.00	22.00	23.50	24.50	24.50	
1960	25.00	25.00	25.00	26.00	25.50	24.00	22.00	22.00	23.00	23.50	25.50	25.50	
1961	26.00	25.50	25.00	24.00	23.00	21.50	21.00	20.50	21.00	21.00	21.50	21.50	
1962	21.50	21.50	21.50	20.50	21.00	19.50	19.50	19.50	20.50	20.50	21.50	21.50	
1963	22.50	22.50	22.50	24.00	26.00	27.00	27.50	27.00	26.50	28.00	27.00	28.50	
1964	28.50	27.00	27.00	25.50	26.50	25.00	22.50	21.50	23.50	25.00	27.00	29.00	
1965	31.50	30.50	30.50	31.00	32.50	28.00	24.00	21.50	23.00	23.50	23.50	23.50	
1966	25.00	24.00	24.00	24.00	24.00	22.50	22.50	23.50	25.00	26.50	25.00	26.00	
1967	26.00	25.00	26.50	25.50	26.00	26.50	25.50	25.00	25.00	26.50	26.00	28.50	
1968	28.50	27.00	26.50	25.50	27.00	26.00	26.00	24.50	26.00	25.50	24.50	26.00	
1969	27.00	26.50	28.00	28.00	25.00	23.50	24.00	23.50	24.50	24.50	25.00	27.00	
1970	29.50	27.00	27.00	26.50	26.50	23.00	23.50	24.00	24.00	24.00	25.00	26.00	
1971	27.00	27.50	27.50	27.50	27.50	26.50	27.50	28.00	28.00	29.00	30.50	30.00	
1972	33.00	33.00	34.00	34.50	37.00	33.50	31.00	32.50	34.50	39.00	39.50	40.50	
1973	45.00	49.00	49.00	48.00	48.00	42.00	39.50	42.00	43.50	43.50	45.00	45.50	
1974	48.50	48.50	46.50	43.50	44.50	44.50	45.00	48.50	51.50	52.50	54.50	55.50	
1975	55.50	55.00	54.00	54.50	58.00	59.00	54.00	52.50	52.50	53.00	53.00	54.50	
1976	54.00	55.00	54.00	53.50	54.00	53.50	54.50	55.00	56.00	56.00	57.00	57.00	
1977	58.00	58.00	59.50	59.00	61.00	58.50	61.00	60.50	58.00	55.00	53.50	53.50	
1978	53.00	52.00	51.00	50.00	47.50	47.50	47.50	46.00	46.00	47.00	48.50	49.50	

ALFALFA HAY (BALED): PRICES RECEIVED BY FARMERS, MONTHLY AND SEASON AVERAGE,
BY STATE AND UNITED STATES, 1949-78

YEAR	JAN	FEB	MAR	APR	MAY	JUN	JUL	AUG	SEP	OCT	NOV	DEC	SEASON AVERAGE
DOLLARS PER TON													
CONNECTICUT													
1949	43.50	43.50	44.50	44.50	44.00	44.00	44.00	47.00	47.00	48.00	47.50	47.50	
1950	47.00	47.00	48.00	48.00	47.50	46.50	46.00	45.00	45.00	45.00	45.00	45.50	
1951	45.50	45.50	45.50	45.00	44.50	44.00	43.00	42.50	43.00	43.50	43.50	44.50	
1952	44.50	43.50	43.50	43.00	43.00	43.00	43.00	43.50	43.50	44.50	44.50	44.50	
1953	43.50	43.50	42.00	42.00	41.00	41.00	41.50	42.00	43.00	45.00	45.00	48.00	
1954	48.00	50.00	51.00	51.00	51.00	50.00	48.00	45.00	45.00	46.00	47.00	47.00	
1955	47.00	47.50	47.00	46.00	45.50	45.50	44.50	42.00	43.00	43.50	43.50	45.00	
1956	45.00	45.00	45.00	45.00	45.00	45.00	45.00	44.00	44.50	46.00	46.00	47.00	
1957	48.00	48.00	48.00	48.50	48.50	46.50	45.00	48.00	50.00	50.00	51.00	51.00	
1958	52.00	53.00	53.00	52.00	51.00	49.00	47.00	45.00	45.50	45.00	44.00	45.00	
1959	45.50	46.00	45.00	43.00	42.00	42.00	42.50	42.00	43.00	43.50	43.50	44.00	
1960	44.50	45.00	43.50	43.50	42.50	42.00	42.50	42.00	42.00	42.50	42.50	43.50	
1961	43.00	44.00	44.50	43.00	43.50	42.00	41.00	43.00	42.50	43.50	43.50	43.50	
1962	44.00	43.50	43.50	42.00	42.00	42.50	42.00	44.50	45.00	44.50	45.00	46.00	
1963	48.00	50.00	50.00	52.00	53.00	50.00	44.50	43.50	43.50	44.00	45.50	46.00	
1964	46.50	48.00	47.00	47.00	47.00	46.50	46.00	47.00	47.00	49.00	51.00	52.00	
1965	53.00	53.00	53.00	53.00	53.00	52.00	48.50	49.00	51.00	51.00	51.00	51.00	
1966	52.00	53.00	53.00	52.00	51.00	51.00	47.00	46.00	47.00	47.00	47.00	46.50	
1967	47.00	46.50	46.00	45.50	45.00	45.00	43.50	43.50	43.50	44.00	45.00	44.00	
1968	44.00	44.00	43.00	42.00	42.00	41.00	40.50	40.50	41.50	42.00	42.00	42.00	
1969	42.00	42.00	42.00	42.00	41.50	41.00	40.00	40.50	42.00	42.00	42.50	42.50	
1970	43.00	44.00	45.50	45.50	47.00								
1971													
1972													
1973													
1974													
1975													
1976													
1977													
1978													
DELAWARE													
1949	33.00	32.00	30.80	28.50	28.50	25.00	26.00	26.70	26.50	29.00	27.60	28.00	
1950	29.00	28.50	27.50	28.00	28.00	27.50	27.50	28.00	28.00	29.00	31.00	31.00	
1951	34.00	34.00	34.00	36.50	32.50	30.50	28.50	31.00	31.00	33.00	33.00	35.00	
1952	35.50	35.50	37.50	37.50	34.50	31.50	31.50	35.50	35.00	35.00	36.00	37.50	
1953	39.50	38.00	40.00	38.00	37.00	35.00	35.00	35.00	36.50	38.00	38.50	41.00	
1954	42.00	42.00	42.00	42.00	40.50	35.50	40.00	44.00	44.50	44.50	44.50	45.00	
1955	46.00	46.50	43.00	42.00	42.00	41.00	37.00	35.00	35.00	35.50	36.00	36.00	
1956	36.00	35.00	33.00	33.00	34.00	31.50	31.50	32.00	31.50	31.00	31.00	31.50	
1957	31.50	31.50	30.00	30.00	31.00	29.00	30.00	32.00	36.00	39.00	40.00	41.50	
1958	42.50	42.00	42.00	40.00	38.00	35.00	33.00	32.00	32.00	32.00	32.00	31.50	
1959	31.50	31.00	30.00	30.00	27.00	27.00	27.00	27.00	27.00	28.00	26.00	26.50	
1960	27.00	28.00	28.00	30.00	29.00	28.00	28.00	27.00	27.00	28.00	27.00	29.00	
1961	30.00	32.00	30.00	29.00	30.00	28.50	28.00	28.50	28.50	29.50	29.50	30.00	
1962	31.00	31.00	31.00	31.00	29.00	30.00	32.00	40.00	47.00	47.00	46.50	48.50	
1963	48.00	48.00	48.00	49.00	48.00	43.00	40.00	43.00	45.00	45.00	48.00	48.00	
1964	49.50	49.50	46.00	47.00	44.00	38.00	41.00	42.00	42.00	42.00	43.00	46.00	
1965	45.00	45.00	43.00	42.00	42.50	38.50	38.50	39.50	39.50	40.50	41.50	41.50	
1966	42.50	42.50	42.50	42.00	41.00	41.00	38.50	42.50	41.50	43.50	43.50	44.00	
1967	48.00	46.50	48.00	45.00	41.00	37.00	38.00	37.00	37.00	37.00	38.00	39.00	
1968	41.00	41.00	40.00	38.00	39.00	36.00	36.00	37.00	37.00	38.00	38.00	39.00	
1969	39.00	39.00	39.00	39.00	40.00	38.00	38.00	36.00	37.00	38.00	38.00	40.00	
1970	41.00	39.00	39.00	40.00	38.00	37.00	38.00	38.00	39.00	39.00	39.00	40.00	
1971	40.00	41.00	41.00	41.00	42.00	43.00	40.00	40.00	40.00	40.00	40.00	40.00	
1972	40.00	40.00	41.00	41.00	41.00	41.00	41.00	41.00	41.00	41.00	41.00	41.00	
1973	42.00	44.00	46.00	44.00	44.50	41.50	45.50	46.50	46.50	46.50	46.50	50.00	
1974	47.00	49.00	47.00	46.50	46.50	44.00	44.00	44.00	44.50	44.50	46.50	49.00	
1975	50.00	51.00	52.50	54.00	50.00	54.50	46.00	54.50	56.00	56.00	59.50	60.00	
1976	60.00	64.00	68.00	70.00	70.50								
1977													
1978													

ALFALFA HAY (BALED): PRICES RECEIVED BY FARMERS, MONTHLY AND SEASON AVERAGE,
BY STATE AND UNITED STATES, 1949-78

YEAR	JAN	FEB	MAR	APR	MAY	JUN	JUL	AUG	SEP	OCT	NOV	DEC	SEASON AVERAGE
DOLLARS PER TON													
GEORGIA													
1949													
1950													
1951													
1952													
1953													
1954													
1955	44.00	43.50	42.50	41.50	42.80	41.20	38.40	39.20	39.00	37.00	37.00	39.90	
1956	36.10	36.40	36.00	35.70	37.00	36.30	34.00	34.90	36.90	36.60	39.00	37.80	
1957	35.70	35.40	34.60	34.80	33.00	33.60	34.00	34.00	34.80	35.00	34.00	35.70	
1958	36.70	39.00	38.50	37.70	38.00	36.20	36.80	34.80	35.80	35.70	35.00	36.00	
1959	37.00	37.00	37.00	35.50	34.00	34.00	34.50	33.00	34.50	34.00	36.00	35.50	
1960	35.50	36.50	36.50	37.00	33.00	33.00	36.00	35.00	36.00	36.50	36.50	36.50	
1961	37.50	37.50	39.00	37.00	37.00	35.00	35.00	35.00	35.00	35.00	36.00	36.50	
1962	38.50	37.50	37.00	37.00	36.00	36.50	36.50	37.50	36.00	37.00	38.00	38.00	
1963	38.00	39.00	39.00	38.50	37.00	37.00	37.00	38.00	36.50	36.00	38.00	38.00	
1964	40.00	39.50	40.00	40.00	38.00	36.00	36.00	36.00	36.00	35.00	37.00	37.00	
1965	39.00	38.00	37.50	37.50	37.50	37.50	36.50	37.50	38.00	37.50	37.00	38.00	
1966	39.00	40.00	37.50	36.00	34.50	35.00	36.00	35.00	37.00	38.00	38.00	39.00	
1967	36.00	35.50	35.50	36.50	36.50	36.50	35.50	35.50	35.00	34.50	35.50	36.50	
1968	36.50	36.50	36.50	36.50	35.00	34.00	31.00	34.00	34.00	35.00	37.50	38.50	
1969	37.50	37.00	36.00	35.00	38.00	38.00	38.00	38.00	39.00	39.00	37.00	40.00	
1970	41.00	41.00	39.00	37.00	36.00	36.00	36.00	36.00	36.00	36.00	36.00	37.00	
1971	37.00	38.50	38.50	36.00	39.00	40.50	41.00	40.00	37.50	38.50	36.00	35.00	
1972	37.00	37.00	38.00	37.00	38.00	36.00	38.00	35.00	35.00	35.00	36.00	38.00	
1973	38.00	40.00	40.00	40.00									
1974													
1975													
1976													
1977													
1978													
IDAHO													
1949	33.00	35.00	30.50	26.00	22.50	21.90	19.50	18.50	19.50	20.10	19.50	18.30	
1950	18.00	18.00	19.90	18.00	18.50	17.20	19.40	18.10	18.10	19.50	21.30	20.00	
1951	20.50	19.50	19.50	19.50	18.50	19.30	20.00	20.50	22.50	24.00	29.50	35.00	
1952	36.50	34.50	38.00	43.50	37.50	24.00	24.00	22.00	27.30	25.50	24.00	24.00	
1953	24.00	20.20	19.50	20.50	18.50	19.00	15.30	17.80	16.90	17.90	17.00	19.50	
1954	19.60	19.80	18.50	18.30	18.00	18.00	18.00	18.50	19.50	19.50	22.00	22.00	
1955	22.00	22.00	22.00	25.00	25.00	23.50	20.50	19.00	20.50	20.00	21.00	21.00	
1956	21.50	21.00	22.00	24.00	23.00	21.00	18.00	17.00	18.00	20.00	20.00	20.00	
1957	20.00	19.00	17.50	19.00	15.50	16.00	14.50	14.50	15.00	14.00	14.00	15.00	
1958	14.00	13.00	12.50	13.00	12.00	14.00	14.00	14.00	15.00	15.00	14.00	15.00	
1959	16.00	16.00	16.00	16.00	17.00	20.00	21.00	21.00	21.50	24.00	25.50	26.00	
1960	24.50	24.00	23.50	23.00	23.00	23.00	22.00	22.50	22.00	22.50	23.50	23.50	
1961	23.00	21.50	21.00	20.50	21.50	23.00	22.00	21.50	22.00	22.00	21.50	21.00	
1962	21.00	20.00	20.00	20.00	18.50	17.50	17.50	17.00	16.50	16.50	17.00	18.50	
1963	18.00	19.00	19.50	20.00	20.50	20.00	19.00	18.00	18.00	19.00	19.00	19.50	
1964	20.00	20.50	21.00	22.00	23.50	22.00	20.00	19.50	19.00	20.50	20.50	21.00	
1965	21.50	21.50	21.00	20.00	20.00	19.50	20.50	19.00	19.50	21.00	21.00	22.50	
1966	23.00	22.00	22.50	22.00	21.00	24.00	25.00	26.00	26.50	27.00	27.00	27.50	
1967	27.00	25.00	24.00	23.00	23.00	23.50	21.00	18.00	18.50	18.50	18.00	18.00	
1968	19.00	18.00	17.00	17.00	17.00	18.00	18.00	18.00	19.50	19.00	19.50	20.50	
1969	22.00	22.50	23.50	24.50	23.50	21.50	21.50	21.50	21.50	21.50	22.00	22.50	
1970	22.50	22.50	21.00	21.00	22.00	21.50	22.00	21.00	21.50	21.00	21.50	22.50	
1971	25.00	25.00	25.00	27.00	29.00	27.00	24.00	24.00	25.00	27.00	28.00	29.00	
1972	31.00	32.00	31.00	28.00	28.00	26.50	27.00	28.50	30.50	31.50	31.50	34.00	
1973	34.50	34.00	35.50	32.50	35.50	35.00	43.00	44.00	46.00	49.50	51.00	51.00	
1974	51.00	49.00	48.00	48.00	48.00	48.00	47.00	43.50	41.00	40.00	39.00	42.00	
1975	42.00	41.00	40.00	43.00	59.00	55.00	50.00	45.00	42.50	41.50	41.50	44.00	
1976	44.00	45.00	50.00	48.50	49.50	46.50	48.00	47.00	50.00	49.00	50.00	47.50	
1977	48.50	48.00	51.00	54.00	59.50	56.00	52.00	51.00	47.50	48.00	45.00	45.00	
1978	47.00	43.00	41.00	40.00	37.00	37.50	38.00	37.00	38.50	34.00	34.50	35.50	

ALFALFA HAY (BALED): PRICES RECEIVED BY FARMERS, MONTHLY AND SEASON AVERAGE,
BY STATE AND UNITED STATES, 1949-78

YEAR	JAN	FEB	MAR	APR	MAY	JUN	JUL	AUG	SEP	OCT	NOV	DEC	SEASON AVERAGE
DOLLARS PER TON													
ILLINOIS													
1949	29.00	29.00	28.00	28.00	27.00	22.50	22.00	24.00	23.00	24.00	25.50	25.00	
1950	25.00	24.00	23.00	23.00	24.50	23.00	20.50	21.50	22.00	23.00	23.50	25.00	
1951	25.70	25.70	25.10	24.40	24.00	21.50	21.30	20.90	20.30	21.00	22.70	23.50	
1952	25.10	25.10	24.10	23.30	22.20	22.20	22.60	26.00	27.00	26.50	26.50	28.40	
1953	27.50	27.50	25.20	25.00	25.00	22.00	24.00	25.40	25.50	27.00	27.20	29.80	
1954	31.00	31.50	31.00	29.00	28.50	24.50	25.50	26.00	25.50	25.50	26.00	27.00	
1955	27.00	26.50	25.00	24.00	23.00	20.50	19.00	19.00	20.00	20.50	21.50	22.00	
1956	21.00	21.00	19.50	19.50	20.00	18.50	19.00	18.80	19.70	20.00	20.80	21.50	
1957	21.00	21.00	21.00	19.50	19.50	19.00	18.00	18.50	18.80	20.00	20.40	20.00	
1958	20.00	21.00	21.00	19.50	19.50	19.00	18.00	18.50	18.80	20.00	19.80	19.80	
1959	19.70	20.00	20.00	20.00	19.50	16.50	18.00	20.00	19.50	20.00	21.00	22.00	
1960	21.00	21.50	22.00	22.00	21.00	19.50	19.00	20.00	19.00	20.50	21.00	21.00	
1961	21.00	21.50	20.50	20.50	20.50	18.00	18.00	19.00	20.00	20.00	20.50	20.50	
1962	21.50	22.50	23.50	23.00	21.00	19.50	20.50	20.50	21.00	22.00	22.50	24.00	
1963	24.50	24.50	25.50	24.00	23.00	20.00	22.50	22.00	24.00	24.50	27.00	27.00	
1964	28.00	27.50	25.50	25.50	24.00	21.50	21.00	22.00	24.00	23.50	25.00	25.50	
1965	27.50	26.50	27.00	26.50	25.00	23.00	23.00	23.00	23.50	23.50	24.00	24.00	
1966	24.50	24.50	23.50	23.00	23.00	22.00	22.00	22.50	23.00	24.00	24.00	24.50	
1967	24.50	25.00	24.50	24.00	23.00	22.50	22.50	21.50	22.50	23.00	23.00	23.00	
1968	24.00	23.50	23.50	23.00	23.00	21.50	22.50	22.00	24.00	22.50	23.50	23.50	
1969	25.50	24.50	24.50	25.50	23.50	22.50	24.00	23.50	24.00	24.50	24.00	23.50	
1970	26.50	26.50	26.00	26.00	25.00	24.50	25.00	24.50	25.50	25.00	24.50	25.50	
1971	25.50	27.50	27.50	27.00	28.00	26.00	26.50	26.00	27.00	27.00	27.00	27.00	
1972	27.00	29.00	29.50	29.50	29.00	27.00	26.00	27.00	27.00	27.00	29.00	32.00	
1973	32.00	31.00	32.00	32.00	30.50	29.50	30.00	31.00	31.00	30.50	33.00	34.50	
1974	37.50	38.50	38.00	38.00	36.00	35.00	37.50	40.00	42.00	43.00	45.00	48.00	
1975	50.00	51.50	52.00	51.50	51.50	46.50	42.50	47.00	50.00	50.00	49.50	50.00	
1976	50.00	51.50	51.00	52.00	51.00	51.50	48.00	51.00	52.50	52.50	53.50	57.00	
1977	59.50	62.00	67.00	61.50	56.00	57.00	56.00	56.00	57.50	57.50	57.50	59.50	
1978	60.00	56.00	55.00	53.50	56.00	55.00	55.00	53.00	55.00	56.00	56.00	57.50	
INDIANA													
1949	27.50	29.00	27.50	27.50	25.50	22.70	24.00	24.00	24.50	25.50	24.50	26.00	
1950	24.00	24.00	24.00	24.50	23.50	22.00	21.00	21.50	22.00	23.00	23.50	22.50	
1951	23.50	24.50	25.50	23.50	23.00	20.00	21.00	23.40	23.50	24.50	23.50	27.00	
1952	26.50	27.50	25.50	25.50	25.00	22.50	21.50	26.00	27.00	28.00	28.00	28.00	
1953	29.50	28.00	28.00	26.00	26.00	23.00	23.00	23.00	24.50	25.50	26.50	30.50	
1954	32.00	32.00	31.50	30.00	27.00	24.50	25.00	27.50	27.00	27.50	27.50	27.50	
1955	27.00	27.50	26.00	25.50	25.00	22.50	21.50	20.50	20.50	23.00	21.50	22.00	
1956	21.20	20.80	19.00	19.00	20.00	18.50	18.50	19.00	19.50	20.50	21.00	21.00	
1957	21.00	20.50	20.00	20.00	20.00	18.50	19.50	20.00	19.50	20.00	20.50	21.00	
1958	21.00	21.50	21.00	21.50	20.50	20.00	19.00	20.00	19.50	20.00	20.50	21.00	
1959	21.00	22.00	21.00	21.00	20.00	19.00	19.50	19.50	20.00	20.50	20.00	21.00	
1960	21.50	21.00	22.00	23.50	23.00	20.00	20.00	20.00	21.00	21.70	21.70	21.80	
1961	23.20	23.00	23.50	22.50	22.00	20.00	20.00	21.00	21.50	21.50	21.50	22.00	
1962	23.00	24.00	24.00	24.50	23.50	21.00	22.00	22.50	23.50	23.00	25.00	27.00	
1963	26.00	26.00	27.00	25.00	24.50	23.00	22.50	23.50	23.00	25.00	26.00	27.00	
1964	27.50	26.50	26.00	25.00	24.00	22.00	22.00	23.50	24.50	25.00	25.50	27.50	
1965	28.00	27.00	27.00	28.50	26.50	22.50	23.50	24.00	24.00	25.00	25.50	26.50	
1966	27.00	28.00	25.50	25.00	24.50	23.50	22.00	24.00	24.50	24.50	24.50	26.00	
1967	26.50	27.00	26.50	25.50	25.50	24.00	24.00	24.00	25.50	26.50	27.00	28.00	
1968	30.00	30.00	30.00	28.50	29.50	25.50	24.50	25.00	24.50	24.00	24.50	26.50	
1969	26.50	26.00	26.00	26.00	25.50	25.00	24.00	23.50	25.00	24.50	24.50	25.50	
1970	27.00	28.00	28.00	27.00	27.00	24.50	25.50	25.50	25.00	26.50	26.50	26.50	
1971	26.50	27.00	28.50	28.50	27.00	26.00	26.50	27.00	28.50	28.50	26.00	29.00	
1972	29.50	32.00	31.50	30.50	30.50	28.00	26.00	29.50	28.00	28.00	31.00	36.00	
1973	38.00	38.50	38.00	37.00	33.00	33.00	33.50	37.50	37.00	36.50	36.50	36.50	
1974	41.00	46.00	43.50	42.50	43.00	41.50	43.00	47.50	51.00	53.00	57.00	62.00	
1975	59.00	65.00	63.50	66.00	64.50	58.50	58.00	59.00	60.50	61.00	62.50	60.50	
1976	62.00	57.50	55.00	53.00	55.50	57.50	59.00	57.50	53.50	57.00	58.00	58.00	
1977	61.00	59.50	61.50	60.50	59.50	53.50	57.50	59.50	56.00	59.00	53.00	61.50	
1978	63.00	66.50	64.00	67.50	61.00	57.50	55.50	55.00	57.50	56.00	55.50	57.00	

ALFALFA HAY (BALED): PRICES RECEIVED BY FARMERS, MONTHLY AND SEASON AVERAGE,
BY STATE AND UNITED STATES, 1949-78

YEAR	JAN	FEB	MAR	APR	MAY	JUN	JUL	AUG	SEP	OCT	NOV	DEC	SEASON AVERAGE
DOLLARS PER TON													
IOWA													
1949	28.40	28.00	27.30	26.00	25.00	21.00	20.50	21.50	20.00	21.50	22.20	22.50	
1950	22.30	22.20	21.50	21.50	21.50	18.50	17.50	19.00	17.50	18.00	18.10	20.00	
1951	20.00	21.00	19.50	20.10	19.40	18.30	16.20	16.70	16.80	18.40	18.30	20.70	
1952	20.40	19.90	19.90	18.80	18.70	17.40	16.90	19.70	21.20	21.60	22.20	22.10	
1953	23.40	23.00	21.50	20.20	20.50	17.30	18.70	19.00	20.30	21.90	22.50	24.00	
1954	24.00	22.70	21.70	21.60	20.00	19.00	18.30	19.30	20.30	19.80	20.40	21.00	
1955	21.00	21.00	20.50	19.00	18.00	16.70	15.70	15.60	17.50	17.00	18.00	18.20	
1956	19.00	18.00	17.80	17.80	21.00	20.00	20.40	20.70	20.00	19.70	20.50	22.10	
1957	21.20	20.30	20.20	19.20	18.60	15.80	15.70	15.70	14.80	15.70	15.30	16.60	
1958	16.60	15.20	15.00	14.90	13.90	13.00	12.60	12.30	12.80	13.10	13.40	14.40	
1959	13.90	14.20	13.20	14.40	13.00	12.00	12.40	13.90	13.70	14.70	15.10	16.00	
1960	14.40	15.30	15.70	16.80	16.00	15.00	13.70	13.90	14.00	14.70	14.90	14.90	
1961	15.50	16.00	15.50	15.00	15.00	15.00	15.50	16.00	15.50	16.00	16.00	16.50	
1962	21.00	21.00	22.00	19.50	17.00	16.00	16.00	15.50	17.00	17.50	18.00	18.00	
1963	18.50	18.50	18.50	17.00	17.50	17.50	19.00	18.50	19.00	19.00	19.50	20.00	
1964	20.50	20.00	19.00	18.00	18.00	17.50	16.50	17.00	18.50	19.00	19.00	20.00	
1965	20.00	20.00	20.00	20.50	22.00	22.50	22.00	21.00	22.00	22.00	22.00	23.00	
1966	24.50	25.50	23.00	21.50	22.00	20.50	20.00	19.50	21.00	20.00	21.00	21.00	
1967	22.00	21.50	21.50	20.50	20.50	20.00	20.50	19.50	20.50	20.50	20.50	20.50	
1968	21.00	21.00	20.50	20.50	20.00	19.00	19.50	19.50	19.50	19.50	20.50	21.00	
1969	21.50	22.50	23.50	24.50	22.50	20.50	19.00	20.00	20.00	21.00	21.50	21.00	
1970	22.50	22.50	22.50	21.00	19.50	19.00	19.50	20.00	20.00	21.00	21.00	22.00	
1971	22.00	22.00	22.50	21.50	20.50	20.00	20.50	21.50	21.50	21.50	22.00	22.00	
1972	22.50	23.00	23.00	22.50	21.00	20.50	21.00	21.50	22.00	22.50	22.00	23.50	
1973	25.50	26.50	26.00	27.00	25.00	24.50	23.00	26.00	26.50	27.00	30.00	32.00	
1974	36.00	39.50	41.00	42.00	40.00	35.00	35.00	40.00	40.00	45.00	49.50	54.50	
1975	55.50	54.00	53.50	57.00	54.00	49.00	44.50	47.50	50.00	51.00	51.00	56.00	
1976	56.50	57.50	52.50	50.50	52.50	51.50	55.00	53.00	62.00	64.50	66.50	70.00	
1977	76.00	76.00	70.00	66.00	61.50	53.00	53.00	46.00	41.00	38.00	41.00	43.00	
1978	48.00	47.00	46.00	44.00	44.00	38.00	39.00	38.00	40.50	46.00	50.00	46.00	
KANSAS													
1949	21.00	20.50	20.50	20.00	17.50	13.50	15.00	16.00	18.00	18.50	19.50	19.50	
1950	19.00	17.50	17.50	17.50	18.00	17.00	17.50	17.50	18.00	19.00	19.50	20.50	
1951	21.50	22.50	22.50	24.00	23.50	18.80	20.10	21.50	24.00	27.00	28.50	31.00	
1952	32.00	29.50	28.00	28.00	25.50	22.50	28.50	36.50	34.50	36.50	39.00	39.00	
1953	40.00	37.00	35.50	34.00	30.50	23.00	26.50	28.50	28.00	28.50	29.00	29.00	
1954	29.00	28.00	26.00	26.00	23.50	19.50	20.50	24.00	24.70	24.50	25.80	26.50	
1955	26.00	25.60	23.80	23.40	22.40	19.50	18.40	21.40	22.60	23.40	23.80	23.50	
1956	22.10	22.50	20.50	20.80	21.70	20.90	20.00	22.80	24.90	27.50	30.00	31.10	
1957	31.20	30.60	30.00	29.50	25.50	16.00	15.50	16.50	17.50	17.50	17.00	17.50	
1958	16.20	14.80	14.60	14.20	13.20	10.20	12.00	12.00	12.50	13.00	12.80	13.10	
1959	13.00	12.60	12.10	11.50	11.50	11.00	12.00	13.70	14.70	15.50	16.50	18.00	
1960	19.50	20.50	21.50	21.50	19.50	15.00	15.00	17.50	18.00	19.50	20.50	21.50	
1961	22.00	21.50	20.50	19.00	19.00	16.50	16.00	17.00	17.00	18.00	18.50	19.50	
1962	20.00	20.00	20.00	20.00	18.50	17.00	17.00	18.00	18.50	19.00	19.50	20.00	
1963	20.50	21.00	20.50	20.00	19.50	19.00	20.50	22.00	22.50	24.00	25.00	26.50	
1964	26.50	26.00	25.00	24.50	22.50	20.50	19.50	22.00	23.50	23.50	24.50	24.50	
1965	25.00	24.50	23.50	23.50	21.50	18.50	18.50	18.00	18.50	18.50	19.00	20.00	
1966	20.00	20.00	19.50	19.00	19.00	20.00	22.00	25.50	24.50	25.00	26.00	27.50	
1967	28.50	28.00	27.50	27.50	24.50	22.50	21.50	20.50	20.50	21.00	21.50	22.50	
1968	23.50	24.50	23.00	22.00	22.00	20.00	20.50	20.50	21.00	21.00	22.50	23.50	
1969	24.50	25.00	25.50	25.00	23.00	20.00	20.00	21.00	22.00	22.00	23.00	23.00	
1970	24.00	23.50	23.50	23.00	21.50	20.00	21.00	24.00	26.50	28.00	27.00	28.50	
1971	30.00	30.50	30.00	29.00	26.00	24.00	23.50	24.50	24.50	25.00	27.00	28.00	
1972	28.00	29.00	28.00	27.00	25.50	24.00	25.00	25.00	25.00	25.00	27.00	29.00	
1973	32.00	34.00	38.00	36.00	33.50	30.00	32.00	40.50	44.00	46.00	49.50	50.00	
1974	51.50	49.00	44.00	38.50	35.50	36.00	42.00	51.00	54.50	56.50	56.00	56.00	
1975	53.00	53.00	50.00	52.00	48.00	46.00	45.00	48.00	47.50	48.00	50.50	53.00	
1976	54.50	54.00	54.00	54.50	53.50	49.50	50.50	52.50	53.00	57.50	57.00	58.50	
1977	60.00	64.00	66.00	63.50	63.00	51.00	44.50	42.00	44.00	39.00	39.50	39.50	
1978	41.00	40.00	40.00	39.00	38.00	39.00	35.00	36.50	43.50	48.00	51.00	53.50	

ALFALFA HAY (BALED): PRICES RECEIVED BY FARMERS, MONTHLY AND SEASON AVERAGE,
BY STATE AND UNITED STATES, 1949-78

YEAR	JAN	FEB	MAR	APR	MAY	JUN	JUL	AUG	SEP	OCT	NOV	DEC	SEASON AVERAGE
DOLLARS PER TON													
KENTUCKY													
1949	33.80	34.90	36.50	35.80	31.00	29.10	28.50	28.50	27.60	27.20	27.60	30.10	
1950	30.60	31.60	30.40	30.40	29.70	27.00	25.90	26.50	26.60	27.50	27.60	30.70	
1951	32.10	32.00	31.00	30.60	30.10	27.70	26.60	28.60	30.40	33.00	33.60	34.10	
1952	36.50	37.30	37.50	36.60	34.50	32.60	32.00	36.70	36.50	37.00	38.30	39.70	
1953	39.90	41.30	41.30	38.00	38.00	32.20	29.00	30.00	32.40	34.10	37.00	37.80	
1954	39.00	40.00	41.00	40.70	36.80	31.90	31.60	35.10	35.20	34.60	34.90	35.50	
1955	35.60	36.00	35.10	33.70	31.60	30.40	28.00	26.80	24.70	24.00	24.00	25.00	
1956	25.50	25.50	25.00	25.00	24.00	23.50	23.20	22.50	21.70	23.20	23.70	25.40	
1957	25.40	24.50	25.00	25.00	24.70	23.50	22.10	22.70	23.40	23.80	24.80	25.50	
1958	26.40	28.30	28.90	29.20	27.60	25.00	24.20	24.00	24.00	24.50	25.00	26.30	
1959	25.70	25.30	25.10	24.90	23.60	23.00	23.30	24.30	23.90	24.50	24.50	26.00	
1960	27.00	28.00	31.50	33.00	30.00	26.50	25.50	25.50	25.00	26.50	26.50	28.00	
1961	28.00	29.50	29.00	27.00	26.00	23.50	23.00	24.50	25.50	26.00	26.50	26.50	
1962	27.00	28.00	28.00	27.00	26.00	24.50	23.50	25.00	26.50	26.00	27.50	27.50	
1963	29.50	30.00	31.50	30.00	29.00	26.00	25.00	26.00	26.50	27.50	29.00	30.00	
1964	31.00	33.00	31.50	30.50	29.00	27.50	27.50	28.50	29.50	32.00	32.50	34.50	
1965	35.00	35.50	35.00	35.00	31.50	29.50	27.50	26.50	27.00	28.00	28.50	30.00	
1966	30.50	31.50	30.00	29.50	28.00	27.00	29.00	29.00	30.00	29.50	28.50	31.00	
1967	33.00	31.50	32.50	29.50	29.50	28.50	28.50	28.50	29.50	30.50	31.50	31.50	
1968	31.50	31.50	32.50	31.50	31.50	28.50	28.00	29.00	26.00	30.00	30.00	31.50	
1969	31.50	32.00	33.00	32.00	30.00	29.00	30.50	29.00	28.50	31.00	31.00	31.00	
1970	33.00	32.50	33.00	30.50	29.50	29.00	29.50	30.00	31.00	31.50	32.50	32.50	
1971	33.50	34.50	35.00	34.50	33.50	32.50	33.00	33.00	34.00	33.00	34.50	34.00	
1972	33.00	34.50	34.00	32.00	31.00	31.00	32.00	32.00	34.00	35.50	35.00	35.00	
1973	38.00	40.50	41.00	39.00	36.50	36.00	37.50	39.00	37.50	38.00	39.00	41.00	
1974	41.00	41.50	42.00	41.50	39.00	40.00	40.50	41.50	43.50	43.00	43.50	45.50	
1975	46.00	47.00	50.50	50.00	44.50	43.00	44.00	47.50	45.50	47.50	44.00	44.50	
1976	50.50	50.50	51.00	48.50	47.00	46.00	47.50	48.00	51.50	49.00	49.50	51.00	
1977	54.50	70.00	72.00	70.50	65.00	55.50	53.50	51.50	52.00	55.50	54.00	52.50	
1978	57.50	60.50	57.50	57.00	54.00	55.00	57.50	55.50	55.00	58.50	60.00	58.00	
LOUISIANA													
1949	36.70	36.00	38.00	34.00	33.00	30.00	27.40	26.80	28.00	30.20	29.40	31.80	
1950	32.50	32.00	31.00	32.00	34.00	29.00	29.00	29.50	31.00	32.00	36.00	39.20	
1951	39.00	40.00	40.00	39.00	35.00	36.00	36.00	36.00	35.00	37.00	37.50	40.00	
1952	45.00	45.00	43.00	40.00	40.00	34.00	35.00	37.00	42.00	43.00	47.00	47.00	
1953	47.00	45.00	38.00	36.00	36.00	34.00	34.00	34.00	34.00	35.00	35.00	35.00	
1954	38.00	36.00	36.00	35.00	34.00	30.50	29.50	30.50	32.50	32.50	35.00	35.00	
1955	38.00	36.50	36.50	36.50	34.00	31.00	29.50	27.00	24.50	26.50	26.50	28.00	
1956	29.00	29.50	28.50	28.50	28.50	27.00	26.00	26.50	28.00	32.00	35.00	38.00	
1957	38.00	40.00	39.00	32.00	34.00	31.50	31.00	32.00	33.00	33.00	34.00	35.00	
1958	33.00	35.00	35.00	33.00	32.00	29.00	29.00	29.00	28.00	28.00	28.00	31.00	
1959	31.00	32.00	32.00	31.00	30.00	31.00	31.00	29.00	30.00	30.00	31.00	32.00	
1960	32.00	32.00	34.00	33.00	30.00	30.00	31.00	31.00	31.00	33.00	36.00	36.00	
1961	36.00	39.00	38.00	36.00	36.00	36.00	36.00	35.00	35.00	34.00	35.00	35.00	
1962	34.00	34.00	32.00	34.00	31.00	32.50	32.50	33.50	34.50	34.00	33.50	35.00	
1963	35.50	37.50	38.00	35.00	34.50	36.50	35.00	35.00	33.00	32.00	35.00	36.00	
1964	36.00	35.00	35.50	35.50	34.50	33.50	33.00	33.50	33.50	34.00	34.50	34.50	
1965	35.00	35.00	34.00	34.00	34.50	33.50	33.00	34.00	34.50	34.00	35.00	35.50	
1966	35.50	35.00	33.00	34.00	33.00	32.50	34.00	35.00	35.00	38.00	38.00	39.00	
1967	37.00	38.00	38.00	35.00	33.50	32.00	32.00	29.00	28.50	29.00	29.00	29.50	
1968	30.00	29.00	29.00	28.00	28.00	27.00	26.00	28.00	28.00	28.00	29.00	29.00	
1969	30.50	31.00	32.00	32.00	32.00	30.50	31.00	32.00	32.00	34.00	35.00	35.50	
1970	36.50	37.00	36.00	35.00	33.00	33.00	33.50	32.00	32.00	34.00	35.00	35.50	
1971	34.00	35.00	35.00	35.50	34.50	36.00	34.50	34.50	33.50	33.50	33.50	35.00	
1972	35.00	35.00	33.00	33.00	32.00	31.00	32.00	32.00	31.00	31.00	32.00	33.00	
1973	38.00	43.00	44.00	44.00	40.00	39.00	41.00	45.00	45.00	46.00	48.00	49.00	
1974	50.00	49.00	45.00	39.50	37.50	41.50	42.50	46.00	49.00	50.00	49.50	49.00	
1975	51.00		50.00	49.50	49.50	48.00	48.00	47.00	46.50	49.00	51.00	54.00	
1976	57.00	55.00	52.50	51.00	48.50								
1977													
1978													

ALFALFA HAY (BALED): PRICES RECEIVED BY FARMERS, MONTHLY AND SEASON AVERAGE,
BY STATE AND UNITED STATES, 1949-78

YEAR	JAN	FEB	MAR	APR	MAY	JUN	JUL	AUG	SEP	OCT	NOV	DEC	SEASON AVERAGE
DOLLARS PER TON													
MAINE													
1949	38.00	37.50	39.00	38.00	38.00	38.00	38.00	38.00	38.00	39.00	38.00	38.00	
1950	38.50	38.50	38.50	38.00	38.00	37.00	37.00	36.00	36.00	36.50	36.00	36.00	36.00
1951	37.00	37.00	37.50	37.50	36.50	36.00	35.50	35.00	36.00	36.00	36.00	36.00	37.00
1952	37.00	35.50	35.50	34.50	33.50	33.00	32.50	33.00	33.00	33.00	33.00	33.00	33.00
1953	33.00	32.00	30.00	32.00	31.50	32.00	32.50	32.50	32.50	34.50	34.00	34.00	37.00
1954	37.00	38.00	38.00	39.00	38.50	38.50	37.50	37.50	39.50	41.00	42.00	42.00	
1955	42.00	42.00	42.00	41.00	40.50	41.00	38.00	36.00	36.00	36.00	36.00	36.00	36.50
1956	36.00	34.50	34.00	34.00	34.00	33.50	33.50	33.50	34.00	35.00	35.00	35.00	35.00
1957	35.00	35.50	35.50	35.50	35.00	35.00	35.50	36.00	38.00	38.00	38.00	38.00	38.00
1958	38.00	38.00	37.50	38.00	38.00	36.00	36.50	34.50	35.50	35.00	36.00	36.00	36.00
1959	36.00	36.00	35.00	34.50	34.50	34.00	33.50	33.50	34.00	34.00	34.50	34.50	35.00
1960	34.00	34.00	34.00	33.00	32.50	33.00	32.50	31.50	32.00	32.00	32.50	32.50	32.50
1961	33.00	33.00	32.50	32.00	31.00	30.50	31.00	32.00	32.00	32.00	32.50	32.50	32.50
1962	32.50	32.50	32.00	31.50	31.50	32.00	32.00	33.50	35.50	36.00	37.00	38.00	
1963	38.50	40.50	43.00	45.00	45.00	42.50	38.00	37.00	38.00	38.00	39.00	40.50	40.50
1964	41.50	42.00	41.50	40.00	40.00	39.50	36.00	38.50	40.50	41.50	42.50	42.50	42.50
1965	43.00	43.00	42.50	42.00	42.00	41.00	36.00	39.00	41.50	42.50	43.00	43.50	43.50
1966	43.50	44.00	44.00	43.50	43.00	43.00	42.00	38.00	38.50	38.50	39.00	38.50	38.50
1967	38.00	37.00	37.00	35.50	34.00	33.00	33.00	33.00	33.50	34.00	35.00	35.00	35.00
1968	34.50	35.00	34.00	32.50	32.50	31.50	33.00	31.50	32.50	32.50	33.00	32.50	32.50
1969	32.50	32.50	32.50	32.50	31.00	31.00	31.50	31.50	32.50	33.00	33.00	34.00	
1970	35.00	35.50	37.00	38.50	40.00								
1971													
1972													
1973													
1974													
1975													
1976													
1977													
1978													
MARYLAND													
1949	33.00	32.00	30.50	28.50	28.50	24.80	26.60	27.20	26.50	29.00	27.00	28.00	
1950	29.00	28.50	27.50	28.00	29.30	27.50	28.00	28.00	28.00	29.00	31.00	31.00	31.00
1951	34.00	34.00	32.00	36.50	32.00	30.50	28.50	31.50	31.50	33.50	33.00	35.00	35.00
1952	35.50	35.50	37.50	38.00	35.00	32.00	32.00	36.00	35.50	37.50	36.50	38.00	38.00
1953	40.00	38.00	40.50	37.00	35.00	33.00	34.00	35.00	37.00	38.50	40.00	43.00	43.00
1954	46.00	44.00	43.00	43.00	37.00	34.00	39.00	43.00	44.50	44.00	44.00	45.00	45.00
1955	46.00	46.50	44.00	43.00	43.00	42.00	38.00	35.00	35.00	35.50	36.00	36.00	36.00
1956	36.00	35.00	33.00	33.50	34.50	32.00	32.00	32.50	32.00	32.00	31.50	32.00	32.00
1957	33.00	33.00	31.50	30.50	31.50	30.00	31.00	35.00	38.00	39.00	40.50	42.00	42.00
1958	43.00	42.50	42.00	42.00	40.00	36.00	34.00	32.50	33.00	32.00	32.50	32.00	32.00
1959	31.00	29.50	28.00	30.00	27.00	27.00	27.00	28.00	29.00	29.50	27.50	28.50	28.50
1960	29.00	29.00	29.00	31.00	30.00	27.50	28.00	27.00	28.00	30.00	29.00	31.00	31.00
1961	31.00	33.00	31.00	30.00	31.00	29.50	29.00	29.00	29.00	30.00	30.00	30.00	30.00
1962	32.00	32.00	32.00	32.00	30.00	30.00	32.00	40.00	47.00	48.50	48.00	49.00	49.00
1963	48.00	49.00	49.00	50.00	49.00	44.00	40.00	44.00	48.00	48.00	51.00	51.00	51.00
1964	51.00	51.00	47.00	47.00	44.50	38.50	42.00	42.00	42.00	42.00	42.00	45.50	45.50
1965	43.00	44.00	42.00	41.50	42.50	36.00	36.00	37.00	37.50	37.00	38.00	40.00	40.00
1966	40.50	41.00	41.50	41.00	40.00	40.00	38.00	41.00	39.00	41.50	43.00	42.00	42.00
1967	46.00	46.50	49.00	45.00	41.00	37.00	38.00	36.00	36.00	36.00	36.00	37.00	38.00
1968	40.00	40.00	39.00	36.00	37.00	34.00	34.00	35.00	35.00	36.00	36.00	37.00	37.00
1969	37.00	37.00	37.00	38.00	39.00	37.00	37.00	34.00	35.00	36.00	36.00	39.00	39.00
1970	39.00	37.00	37.00	38.00	36.00	35.00	36.00	35.00	36.00	36.00	36.00	37.00	37.00
1971	37.00	38.00	38.00	38.00	39.00	40.00	40.00	39.00	39.00	39.00	39.00	39.00	39.00
1972	39.00	39.00	40.00	40.00	40.00	40.00	40.00	40.00	40.00	40.00	40.00	41.00	41.00
1973	42.00	44.00	46.00	44.00	44.50	41.50	45.50	46.50	46.50	46.50	46.50	50.00	50.00
1974	47.00	49.00	47.00	46.50	46.50	44.00	44.00	44.00	44.50	44.00	46.50	49.00	49.00
1975	50.00	51.00	52.50	54.00	50.00	54.50	46.00	54.50	56.00	56.00	59.50	60.00	60.00
1976	60.00	64.00	68.00	70.00	70.50								
1977													
1978													

ALFALFA HAY (BALED): PRICES RECEIVED BY FARMERS, MONTHLY AND SEASON AVERAGE,
BY STATE AND UNITED STATES, 1949-78

YEAR	JAN	FEB	MAR	APR	MAY	JUN	JUL	AUG	SEP	OCT	NOV	DEC	SEASON AVERAGE
DOLLARS PER TON													
MASSACHUSETTS													
1949	43.50	43.50	44.00	44.00	44.00	44.00	44.00	45.50	47.00	48.00	47.50	47.50	
1950	47.50	47.50	49.00	49.00	49.00	47.00	47.50	46.50	46.00	46.00	46.50	47.00	
1951	48.00	47.50	48.00	47.50	47.00	46.50	45.50	45.00	45.00	45.50	45.50	46.50	
1952	46.50	45.00	45.50	46.00	46.00	45.50	45.50	45.50	45.50	45.50	46.00	46.00	
1953	45.00	45.00	44.00	44.00	43.00	42.50	42.50	42.50	43.00	45.00	45.00	48.00	
1954	48.00	50.00	51.00	51.00	51.00	50.00	48.00	45.00	45.00	45.00	46.50	47.00	
1955	48.00	47.50	47.00	46.00	45.00	45.00	45.00	42.00	42.00	42.00	42.00	43.50	
1956	43.00	42.50	43.00	43.00	43.00	43.00	42.50	42.50	43.50	45.00	45.00	46.00	
1957	46.50	48.50	48.50	48.00	48.00	46.00	44.50	46.00	49.00	48.50	48.50	49.00	
1958	50.00	50.00	49.50	49.00	49.00	46.00	45.50	42.00	42.50	42.00	42.00	43.00	
1959	44.00	44.00	43.50	42.50	41.00	40.00	40.00	40.50	40.50	41.00	42.00	42.50	
1960	42.50	42.50	41.00	40.50	40.00	39.50	40.00	39.00	39.00	40.00	41.00	41.00	
1961	41.50	42.50	42.00	41.00	41.50	40.50	39.00	40.00	39.50	40.50	41.00	41.00	
1962	41.00	41.50	41.00	40.50	40.00	40.50	40.00	43.00	44.50	43.50	44.50	45.50	
1963	46.50	49.50	49.50	51.00	53.00	51.00	45.00	44.00	44.50	45.50	47.00	48.00	
1964	49.00	50.00	48.00	48.00	49.00	47.00	45.00	47.50	48.00	50.00	52.00	51.00	
1965	52.00	52.00	52.00	52.00	52.00	51.00	47.50	48.00	49.50	50.00	51.00	51.00	
1966	52.00	54.00	53.00	52.00	52.00	51.00	46.00	44.00	45.00	45.00	45.50	45.00	
1967	44.50	44.00	42.50	41.50	40.50	39.00	39.50	39.00	41.00	41.50	42.50	42.00	
1968	42.00	43.00	41.50	39.50	39.00	39.00	40.00	40.00	40.00	40.00	40.00	40.00	
1969	40.00	40.00	40.00	40.00	39.00	39.00	38.50	38.50	38.00	39.00	40.50	41.50	
1970	42.50	43.50	44.00	44.00	45.00								
1971													
1972													
1973													
1974													
1975													
1976													
1977													
1978													
MICHIGAN													
1949	23.30	22.20	22.00	22.40	23.50	23.30	22.80	23.00	22.20	24.80	24.80	22.00	
1950	22.80	22.40	21.50	21.70	24.30	23.00	19.20	20.30	20.30	22.30	22.40	22.80	
1951	23.00	23.50	23.10	22.30	22.10	22.10	19.60	18.60	21.00	20.40	22.90	21.30	
1952	22.50	22.10	22.10	21.00	21.00	23.60	21.80	22.10	24.60	22.60	22.70	24.30	
1953	25.10	25.90	24.80	24.60	24.80	24.00	22.00	20.00	23.10	23.20	23.50	23.80	
1954	25.60	26.60	24.70	24.20	24.50	23.20	22.10	22.90	22.00	22.00	23.60	23.30	
1955	23.30	23.30	23.30	23.00	23.00	22.00	21.50	21.50	22.00	23.00	23.50	24.00	
1956	23.00	22.50	22.50	22.50	23.00	23.00	21.60	20.50	21.00	21.00	20.00	21.00	
1957	21.50	20.50	20.50	19.50	19.50	21.00	19.00	21.50	21.00	21.00	21.00	20.00	
1958	20.00	20.00	19.00	17.00	18.50	21.00	19.00	18.00	20.00	21.50	21.00	21.50	
1959	21.00	22.00	21.50	21.50	22.00	20.50	19.50	21.50	19.50	19.50	20.50	20.50	
1960	19.50	18.50	18.50	19.00	17.00	17.50	17.00	17.20	17.40	18.60	18.60	18.80	
1961	19.00	18.50	18.00	18.00	18.00	18.50	18.50	16.50	19.00	20.00	19.50	20.00	
1962	20.50	21.00	20.50	20.50	19.70	18.90	19.50	20.50	20.50	20.50	21.50	22.00	
1963	22.50	24.50	25.00	24.50	24.00	23.00	22.50	21.00	23.00	23.50	24.00	25.00	
1964	26.50	26.00	25.00	23.50	22.50	21.80	20.00	21.00	22.00	22.00	22.50	22.50	
1965	22.50	23.00	22.50	22.50	22.50	21.50	21.50	20.50	22.00	22.00	23.50	23.50	
1966	24.50	23.50	24.00	22.00	21.00	20.50	20.50	21.00	23.00	23.00	24.00	23.50	
1967	23.00	23.00	25.00	23.00	22.00	23.00	22.00	21.50	21.50	21.00	21.00	22.00	
1968	24.00	22.00	23.00	24.00	23.50	24.00	23.00	22.50	21.00	21.50	21.50	22.50	
1969	23.00	24.00	23.00	22.50	22.00	22.00	21.00	21.00	22.00	24.00	22.50	23.00	
1970	24.00	24.00	24.00	24.60	23.50	21.50	22.00	21.00	21.00	22.50	23.00	23.00	
1971	23.50	24.00	24.00	26.00	24.00	24.50	25.00	27.00	28.50	28.50	30.50	31.50	
1972	33.50	34.50	34.50	34.50	32.50	30.00	28.00	27.50	28.00	27.00	28.50	33.00	
1973	32.00	31.50	32.50	34.50	33.00	30.50	29.50	31.50	34.00	33.00	31.50	32.00	
1974	33.50	34.00	33.00	32.50	33.50	30.50	30.50	30.50	38.50	38.50	40.00	42.50	
1975	45.50	43.50	49.00	55.50	64.00	53.50	43.50	42.50	42.00	41.50	41.50	43.50	
1976	46.00	46.00	43.50	42.00	41.50	40.00	37.50	40.50	43.50	44.00	48.50	49.00	
1977	51.50	51.50	52.00	52.00	52.50	55.50	52.00	54.00	59.50	60.00	56.00	62.50	
1978	65.00	72.00	71.50	68.00	74.00	51.50	40.50	42.00	45.50	50.00	52.00	47.50	

ALFALFA HAY (BALED): PRICES RECEIVED BY FARMERS, MONTHLY AND SEASON AVERAGE,
BY STATE AND UNITED STATES, 1949-78

YEAR	JAN	FEB	MAR	APR	MAY	JUN	JUL	AUG	SEP	OCT	NOV	DEC	SEASON AVERAGE
DOLLARS PER TON													
MINNESOTA													
1949	26.50	27.70	26.10	25.50	23.50	21.00	19.00	21.00	21.60	21.80	21.80	22.40	22.40
1950	22.00	22.30	22.30	22.70	26.10	23.90	20.40	20.70	22.10	21.80	22.20	23.00	23.00
1951	23.10	24.10	25.30	24.00	24.00	19.50	17.30	17.70	18.00	18.00	18.50	18.50	18.50
1952	20.00	19.00	19.50	18.60	18.50	18.00	18.00	19.50	18.50	20.00	20.50	20.50	20.50
1953	21.00	21.00	20.50	20.00	20.00	19.30	17.00	17.00	17.50	17.50	17.50	18.30	18.30
1954	18.50	19.00	18.50	19.00	18.50	18.00	17.00	17.00	17.50	17.00	17.50	18.00	18.00
1955	18.70	18.20	18.20	17.70	17.00	18.00	18.00	17.00	17.00	17.50	17.10	18.30	18.30
1956	18.00	18.00	18.50	18.00	19.00	18.80	16.70	17.20	17.10	17.50	17.10	18.30	18.30
1957	17.90	17.70	17.00	16.80	16.50	16.30	14.50	14.80	15.30	16.00	17.80	16.90	16.90
1958	16.00	15.80	14.80	14.20	14.60	15.00	14.60	15.30	14.50	14.50	15.50	16.10	16.10
1959	16.50	17.00	17.70	17.00	18.70	17.60	17.50	20.00	21.00	20.00	21.50	21.50	21.50
1960	21.50	22.00	22.00	23.00	21.00	20.00	16.50	16.00	16.00	16.50	18.00	19.00	19.00
1961	18.00	18.50	19.00	18.50	17.50	18.00	18.00	17.50	18.00	18.50	18.00	19.00	19.00
1962	19.50	19.50	20.00	21.00	20.50	18.50	17.50	18.00	17.50	17.00	18.50	18.50	18.50
1963	18.50	19.00	18.50	17.50	16.50	16.50	16.50	16.50	18.00	18.00	19.00	19.50	19.50
1964	19.50	19.50	18.50	18.50	18.50	17.50	18.50	21.00	22.50	22.00	22.50	22.00	22.00
1965	24.50	28.00	31.00	32.00	30.50	23.00	22.50	21.50	22.00	22.00	22.00	22.00	22.00
1966	21.00	22.50	22.00	20.00	21.00	19.00	19.00	20.00	19.50	20.00	20.00	19.50	19.50
1967	21.50	21.00	21.00	18.00	19.00	21.00	19.50	19.50	20.50	22.00	21.50	21.50	21.50
1968	23.00	21.00	22.50	21.50	21.00	21.00	19.50	19.00	19.00	19.00	19.50	19.50	19.50
1969	20.00	24.00	24.50	24.00	23.50	22.00	22.00	20.00	21.00	20.50	21.00	21.50	21.50
1970	22.00	22.00	21.00	21.00	21.00	21.00	20.00	20.00	22.00	21.00	21.00	22.50	22.50
1971	22.00	22.00	22.00	21.00	21.00	20.00	19.50	20.50	21.50	20.00	19.50	20.50	20.50
1972	22.00	22.50	23.50	21.00	22.00	22.00	20.00	20.50	20.50	21.00	22.50	23.00	23.00
1973	23.00	24.00	25.50	24.00	21.00	19.50	19.00	22.00	24.50	25.00	26.00	28.00	28.00
1974	32.50	38.00	37.00	37.00	36.00	35.00	37.00	46.00	46.00	48.00	46.00	50.00	50.00
1975	51.50	54.00	56.00	67.50	75.00	56.00	50.50	55.00	52.50	54.50	53.50	54.50	54.50
1976	53.50	55.00	51.50	46.00	46.00	73.00	66.00	64.00	68.50	72.00	74.00	78.50	78.50
1977	80.00	80.00	84.00	79.50	74.00	62.00	58.00	52.50	45.00	47.00	49.00	46.50	46.50
1978	45.00	46.00	45.00	45.50	50.00	44.50	47.00	47.00	45.50	41.50	43.50	43.50	43.50
MISSISSIPPI													
1949	35.00	37.00	34.00	35.00	31.90	32.00	30.10	30.00	30.20	29.80	31.00	28.00	28.00
1950	30.50	30.50	31.50	32.00	33.50	33.50	33.50	34.00	34.50	36.00	35.50	36.50	36.50
1951	36.00	36.50	37.00	39.00	38.50	37.50	36.50	36.50	35.00	34.50	37.50	37.00	37.00
1952	37.00	37.00	40.00	40.00	38.00	38.50	39.00	40.00	42.00	41.00	41.50	43.00	43.00
1953	43.50	43.50	38.00	38.00	36.00	34.50	33.00	32.00	32.50	35.00	35.00	36.00	36.00
1954	35.50	37.00	37.00	36.00	35.50	33.00	34.00	32.00	33.00	33.00	35.00	34.50	34.50
1955	35.50	36.50	36.00	34.00	35.00	31.50	30.00	27.00	27.50	26.90	27.50	27.50	27.50
1956	28.00	28.50	27.50	27.50	27.00	26.50	26.00	26.00	26.50	27.00	26.00	30.00	30.00
1957	29.50	30.00	29.50	28.60	27.00	27.50	28.00	26.70	28.00	28.00	28.00	28.00	28.00
1958	28.00	28.00	30.00	30.00	32.00	29.00	29.00	28.00	29.00	29.00	29.00	31.00	31.00
1959	31.00	30.00	31.00	31.00	29.00	27.00	26.00	25.00	27.00	28.00	28.00	28.00	28.00
1960	28.00	28.00	29.00	30.00	29.00	29.00	31.00	33.00	33.00	32.00	31.00	33.00	33.00
1961	33.00	33.00	33.00	29.00	29.00	27.00	27.00	27.00	27.00	28.00	30.00	31.00	31.00
1962	31.00	31.00	31.00	31.00	30.00	29.00	30.00	30.00	31.00	33.00	33.00	32.00	32.00
1963	36.00	36.00	35.00	33.00	31.00	31.00	31.00	31.00	31.00	33.00	33.00	32.00	32.00
1964	33.00	32.00	32.00	32.00	30.00	30.00	30.00	29.00	28.00	29.00	29.00	29.00	29.00
1965	30.50	31.00	30.00	30.00	29.00	29.00	29.00	30.00	31.50	32.50	33.50	33.50	33.50
1966	32.00	31.50	33.00	33.00	33.00	31.00	31.00	33.00	31.50	33.00	34.50	33.00	33.00
1967	32.00	34.00	32.00	32.00	32.00	33.00	33.00	29.50	31.00	32.50	33.00	32.50	32.50
1968	32.50	30.00	29.00	28.50	28.50	28.50	27.00	26.00	27.50	29.00	30.00	30.00	30.00
1969	34.00	33.00	33.00	33.00	32.00	31.00	30.00	30.00	31.00	32.00	32.00	33.00	33.00
1970	34.00	34.50	33.00	33.00	31.00	30.00	30.00	30.00	32.00	34.00	35.00	35.00	35.00
1971	36.00	35.00	35.00	32.00	32.00	31.00	32.00	32.00	32.00	32.50	32.50	35.00	35.00
1972	36.00	36.00	37.00	35.00	36.00	33.00	35.00	35.00	36.00	35.00	37.00	39.00	39.00
1973	42.00	48.00	47.00	40.50	40.00	45.00	37.00	35.00	35.00	38.00	42.00	48.00	48.00
1974	50.00	49.00	45.50	45.00	41.00	43.00	41.50	44.00	45.00	49.00	49.00	50.00	50.00
1975	52.00			52.50	52.00	57.00	53.50	53.50	53.50	56.50	56.00	67.50	67.50
1976	70.00	72.00	70.00	61.00	61.00								
1977													
1978													

ALFALFA HAY (BALED): PRICES RECEIVED BY FARMERS, MONTHLY AND SEASON AVERAGE,
BY STATE AND UNITED STATES, 1949-78

YEAR	JAN	FEB	MAR	APR	MAY	JUN	JUL	AUG	SEP	OCT	NOV	DEC	SEASON AVERAGE
DOLLARS PER TON													
MISSOURI													
1949	25.50	25.00	24.00	24.60	23.10	19.90	20.50	19.70	20.00	20.40	21.40	22.50	
1950	21.90	21.20	21.50	21.50	22.50	19.00	19.50	20.50	21.20	23.50	24.50	24.60	
1951	24.50	24.80	23.50	24.50	25.00	22.80	24.00	24.50	25.20	25.40	27.80	29.60	
1952	31.50	31.00	30.50	29.90	28.80	25.50	30.00	32.40	32.50	32.50	33.50	35.00	
1953	36.50	33.50	33.50	30.50	29.50	24.50	25.50	30.00	33.00	34.50	31.00	29.00	
1954	29.00	28.00	28.00	29.00	26.00	22.50	24.00	26.00	26.00	26.50	27.00	27.00	
1955	29.00	27.50	27.00	26.50	22.50	20.00	18.50	18.50	18.50	20.00	20.00	22.00	
1956	21.00	22.00	21.50	23.00	24.00	18.00	19.00	18.50	20.00	23.00	26.00	28.50	
1957	29.50	28.00	27.00	27.50	24.50	18.50	19.00	20.50	20.50	21.50	22.50	23.00	
1958	23.00	23.00	22.00	21.50	20.00	16.00	15.50	15.50	17.60	17.20	17.60	18.20	
1959	18.60	19.30	18.50	18.50	19.00	15.50	17.50	17.50	19.50	20.30	19.70	21.00	
1960	22.10	23.00	24.50	24.50	20.50	17.50	19.00	20.00	21.00	22.00	22.50	23.00	
1961	23.00	23.00	22.00	21.50	21.00	19.00	18.00	19.50	20.00	20.50	22.00	22.00	
1962	22.50	23.00	24.50	24.00	22.50	21.00	21.00	22.00	25.00	25.00	25.50	26.50	
1963	26.50	27.00	26.00	25.00	23.00	21.50	20.50	22.50	22.00	24.00	26.00	26.50	
1964	26.50	27.00	26.50	27.50	23.00	20.50	20.50	21.50	22.50	24.00	24.00	25.00	
1965	25.00	26.00	26.00	26.00	23.00	22.00	21.00	20.00	22.00	23.00	24.00	25.00	
1966	23.50	23.50	23.00	23.00	23.50	21.00	21.50	22.50	23.50	23.50	23.50	23.50	
1967	25.00	25.00	24.50	23.50	21.50	21.50	21.00	21.50	21.50	23.00	22.50	23.50	
1968	23.50	23.50	23.50	23.50	23.00	21.00	22.00	22.50	22.00	22.00	22.00	23.00	
1969	23.50	23.50	25.00	25.00	24.00	21.50	21.50	20.50	21.50	24.00	24.00	26.00	
1970	26.50	27.00	27.00	26.00	24.00	24.00	22.50	25.00	26.00	26.00	26.00	26.50	
1971	27.50	28.00	28.50	28.50	27.50	25.00	25.00	27.50	28.00	28.00	28.50	30.50	
1972	29.50	31.00	31.00	29.00	27.00	26.00	28.00	29.00	29.00	27.00	29.50	32.00	
1973	32.00	36.00	37.00	36.50	34.00	32.50	33.00	34.50	35.50	37.50	41.50	42.50	
1974	44.50	45.00	44.00	42.00	38.50	40.00	42.00	48.00	48.00	47.00	50.00	50.00	
1975	57.00	52.50	58.50	59.50	54.00	50.50	47.00	49.00	46.50	45.50	48.00	52.00	
1976	56.00	51.00	50.00	52.00	46.00	47.50	50.50	46.00	49.50	48.50	53.00	72.00	
1977	79.00	85.00	80.00	79.00	74.00	68.50	57.00	57.00	53.50	54.50	52.00	54.50	
1978	57.00	59.50	57.50	56.50	54.00	50.50	47.50	48.50	49.50	51.50	57.50	58.00	
MONTANA													
1949	21.50	25.00	26.00	23.50	24.50	24.60	23.80	25.30	26.60	27.40	27.40	25.80	
1950	28.00	28.50	29.00	28.30	29.80	28.20	24.80	24.60	24.40	25.40	24.60	24.80	
1951	25.70	26.30	26.00	25.50	26.60	26.70	24.70	26.30	26.70	28.00	30.10	31.90	
1952	38.80	41.40	40.50	38.50	33.30	31.60	30.80	30.60	32.10	32.10	31.70	29.50	
1953	28.40	24.60	23.90	23.30	24.10	22.60	18.80	19.60	17.80	18.30	18.70	19.70	
1954	20.80	20.20	20.20	19.90	19.70	20.20	18.30	20.40	20.20	21.00	20.60	21.90	
1955	21.50	21.20	20.70	20.40	20.80	19.80	19.20	18.50	18.50	18.50	19.00	21.20	
1956	22.90	24.50	24.40	23.20	22.80	21.50	23.50	23.00	23.00	23.50	24.50	24.00	
1957	24.50	24.50	22.50	20.50	20.50	20.00	18.00	17.50	17.50	18.00	18.00	18.00	
1958	17.00	16.50	16.50	15.50	14.00	16.00	17.30	17.00	17.00	16.60	16.50	16.50	
1959	17.00	17.30	18.00	17.50	18.00	18.00	18.00	21.00	22.00	23.00	24.00	25.00	
1960	25.50	24.50	24.00	23.50	25.50	23.00	23.00	25.50	26.00	26.00	26.50	26.50	
1961	25.00	23.50	21.50	21.50	22.00	22.50	23.50	24.50	25.00	25.00	25.50	26.00	
1962	25.50	25.00	25.50	25.50	24.00	23.00	18.50	18.50	19.00	19.00	19.50	19.50	
1963	19.50	19.50	19.00	17.50	17.50	17.50	17.50	18.00	17.50	17.50	18.00	18.00	
1964	19.00	19.00	19.00	19.00	19.50	18.00	18.00	18.00	18.50	18.50	19.00	23.00	
1965	27.50	27.50	26.00	25.00	24.00	22.00	20.50	20.50	21.50	22.50	22.50	23.00	
1966	23.00	22.50	23.00	22.00	22.00	22.50	25.00	26.00	25.50	27.50	28.00	27.50	
1967	27.00	27.00	26.00	26.00	29.50	26.50	22.00	22.00	22.00	22.00	21.50	23.00	
1968	23.50	23.00	21.50	21.00	21.00	21.50	20.00	21.00	21.00	21.00	22.00	23.00	
1969	23.00	25.00	27.00	27.00	27.00	24.50	24.00	25.00	24.00	25.00	25.00	25.00	
1970	25.00	24.50	22.50	22.00	22.50	21.50	21.00	21.00	21.50	22.50	24.50	24.00	
1971	23.00	24.00	24.00	23.00	22.00	22.00	22.00	23.00	23.50	25.00	28.50	28.50	
1972	31.00	34.00	34.00	32.00	29.00	26.00	27.00	30.50	32.00	32.00	33.00	35.50	
1973	35.50	37.50	35.00	34.00	36.00	37.00	46.50	53.00	55.50	60.00	58.50	60.00	
1974	63.50	64.00	61.50	61.50	60.00	53.00	49.00	50.00	47.00	44.00	43.50	45.00	
1975	45.50	43.50	43.00	46.50	51.50	50.50	48.50	45.00	40.50	40.00	41.00	42.00	
1976	43.50	43.00	43.50	42.00	40.50	43.00	46.00	47.50	46.50	46.50	46.50	48.00	
1977	49.50	50.50	52.00	52.50	51.50	53.50	56.00	58.50	56.00	55.00	55.00	55.00	
1978	57.00	59.00	62.00	60.50	56.00	49.00	45.50	44.00	42.50	40.00	40.00	44.00	

ALFALFA HAY (BALED): PRICES RECEIVED BY FARMERS, MONTHLY AND SEASON AVERAGE,
BY STATE AND UNITED STATES, 1949-78

YEAR	JAN	FEB	MAR	APR	MAY	JUN	JUL	AUG	SEP	OCT	NOV	DEC	SEASON AVERAGE
DOLLARS PER TON													
NEBRASKA													
1949	22.60	27.20	25.40	23.00	21.10	17.70	16.30	16.00	16.60	17.00	17.50	17.50	
1950	16.50	15.90	14.50	14.50	14.20	13.90	14.40	14.40	15.60	15.60	15.90	17.10	
1951	17.50	17.60	17.60	17.70	17.80	15.90	15.10	16.20	17.20	17.90	20.40	22.80	
1952	23.00	21.60	21.00	20.40	19.10	17.80	18.10	24.40	26.00	26.80	27.30	28.30	
1953	28.80	27.50	23.90	21.80	21.20	17.20	18.90	20.50	21.10	21.90	22.00	23.30	
1954	23.20	22.30	21.50	21.00	19.50	16.40	16.90	20.00	20.10	19.40	20.20	20.20	
1955	19.50	18.80	17.30	17.00	21.00	18.50	17.00	17.70	19.60	20.40	20.50	20.30	
1956	20.10	19.50	19.10	18.80	19.80	17.70	18.00	20.20	20.70	21.60	23.00	23.60	
1957	24.00	23.80	22.50	22.50	21.30	14.60	13.50	13.50	12.50	12.40	12.80	12.80	
1958	11.90	11.20	10.70	10.20	9.80	9.20	9.30	9.50	9.50	9.60	9.50	10.30	
1959	10.40	10.00	9.70	10.20	10.10	10.30	11.00	13.00	14.40	15.00	15.00	16.50	
1960	16.50	17.00	18.00	17.20	15.70	14.00	13.00	13.80	16.30	16.30	16.50	16.50	
1961	16.80	16.00	15.50	15.00	15.00	13.50	15.00	15.90	16.50	17.00	17.50	18.50	
1962	20.00	20.00	20.50	19.50	19.00	17.00	16.00	16.00	16.00	15.50	16.00	16.00	
1963	17.50	17.50	16.50	16.00	16.00	16.50	17.00	19.50	20.00	19.00	19.50	20.00	
1964	19.50	19.00	18.50	18.50	17.50	17.00	17.00	18.50	19.00	19.50	20.50	22.00	
1965	22.50	22.50	22.00	22.00	22.00	19.00	17.50	18.00	18.50	19.00	19.00	19.50	
1966	20.00	20.00	20.00	19.50	19.00	19.00	20.00	21.50	21.00	22.50	21.50	22.50	
1967	23.00	23.00	22.00	21.50	21.50	21.00	19.50	19.00	19.50	20.00	19.50	20.50	
1968	20.50	20.50	19.50	19.00	18.50	19.00	19.50	20.00	20.00	20.00	20.50	21.00	
1969	22.50	24.50	24.50	23.50	22.00	21.00	20.50	19.50	19.50	20.00	20.00	20.50	
1970	20.50	20.00	19.00	18.00	18.00	17.50	18.00	19.50	21.50	21.50	21.50	22.50	
1971	22.50	22.00	22.50	22.00	21.50	20.00	20.00	20.00	20.50	21.50	21.50	21.50	
1972	22.00	22.50	22.00	21.50	22.00	21.00	20.50	20.50	21.50	22.50	23.50	27.00	
1973	29.50	29.50	30.00	28.50	26.00	27.00	27.00	30.00	31.00	32.00	35.00	35.00	
1974	37.50	38.50	37.00	34.00	32.00	30.50	34.50	44.50	46.50	49.00	48.50	48.00	
1975	48.00	45.50	44.50	46.50	45.00	40.50	41.00	43.00	44.50	46.00	45.50	49.00	
1976	50.00	50.50	49.00	46.50	47.00	48.00	52.00	52.00	54.50	54.00	55.00	55.50	
1977	56.00	57.50	54.50	52.00	49.00	45.00	42.50	45.00	36.00	32.00	30.50	30.00	
1978	28.50	29.50	31.00	30.00	30.00	28.50	28.50	29.50	31.00	31.00	31.50	34.00	
NEVADA													
1949	29.00	38.00	38.00	31.00	29.00	24.50	21.00	21.00	21.00	21.00	21.00	24.00	
1950	24.00	20.00	18.50	18.50	18.50	18.00	18.00	19.00	20.00	21.00	21.00	22.00	
1951	21.00	21.00	22.00	22.00	24.50	24.00	24.00	25.00	25.00	27.00	30.00	32.00	
1952	34.00	35.00	39.00	39.00	39.00	30.00	28.00	27.00	29.00	30.00	31.00	30.00	
1953	27.00	22.50	21.60	20.00	23.00	24.00	19.00	20.00	19.00	21.00	22.00	21.00	
1954	23.00	22.60	23.00	20.00	20.00	20.00	20.00	23.00	23.70	23.60	25.50	25.70	
1955	24.00	24.00	24.00	26.00	31.00	28.00	26.00	27.00	27.00	27.00	26.00	26.00	
1956	24.00	22.40	22.00	22.00	23.00	21.60	20.30	20.00	21.00	19.50	21.00	21.00	
1957	23.70	22.00	20.00	19.00	19.00	18.60	17.00	17.80	18.60	20.00	19.00	19.00	
1958	19.00	18.90	18.30	17.00	17.00	18.00	18.60	17.00	17.50	19.00	19.50	20.00	
1959	22.00	22.00	22.00	23.00	25.00	25.50	25.40	26.00	26.80	28.00	28.40	29.00	
1960	30.50	31.00	31.00	30.00	31.00	32.50	32.50	29.00	29.50	29.70	28.50	28.30	
1961	26.90	25.50	24.50	23.50	26.00	26.00	26.50	26.00	25.00	23.50	23.50	21.00	
1962	23.00	22.00	21.50	23.00	22.50	21.50	20.50	19.00	18.00	20.00	21.00	22.00	
1963	22.50	24.50	27.00	27.00	24.50	23.00	23.50	24.00	24.50	26.00	27.50	27.50	
1964	26.50	25.50	25.00	24.50	25.00	24.50	23.00	24.00	22.50	21.50	22.00	23.00	
1965	24.00	24.00	24.50	24.00	24.50	24.00	24.00	24.00	24.00	24.00	24.50	24.00	
1966	25.00	25.00	25.00	25.00	24.50	24.00	25.50	27.00	28.00	29.50	31.00	31.50	
1967	32.00	32.00	32.00	30.00	32.00	30.00	27.00	27.50	27.00	26.50	27.00	26.00	
1968	24.50	24.50	24.50	24.00	23.50	23.00	23.50	24.00	24.50	24.50	24.00	24.00	
1969	24.50	24.50	24.50	25.50	25.50	27.00	26.50	27.00	26.00	25.50	26.50	26.00	
1970	28.50	30.00	30.00	28.50	28.00	27.00	27.00	27.00	27.00	28.00	28.00	28.50	
1971	29.50	29.00	29.00	30.00	30.50	29.50	29.00	28.50	28.50	29.00	29.50	30.50	
1972	32.50	32.50	32.00	31.50	31.50	31.50	31.50	31.50	31.50	32.50	34.00	34.00	
1973	35.00	38.00	39.00	40.00	42.00	39.00	41.00	43.00	49.00	58.00	62.00	64.00	
1974	66.00	66.00	67.50	66.00	64.00	65.50	65.50	61.50	62.00	64.00	62.00	62.50	
1975	59.50	56.00	55.00	55.50	59.00	62.00	59.50	59.50	59.50	59.50	60.50	61.00	
1976	62.00	65.00	72.00	73.50	71.50	71.50	71.50	72.00	72.00	72.00	74.00	72.00	
1977	74.00	74.00	75.00	75.00	76.00	76.00	65.00	65.00	58.00	57.00	56.00	55.00	
1978	56.00	52.00	50.00	48.00	47.00	51.00	56.60	56.00	54.00	54.00	56.00	58.00	

ALFALFA HAY (BALED): PRICES RECEIVED BY FARMERS, MONTHLY AND SEASON AVERAGE,
BY STATE AND UNITED STATES, 1949-78

YEAR	JAN	FEB	MAR	APR	MAY	JUN	JUL	AUG	SEP	OCT	NOV	DEC	SEASON AVERAGE
DOLLARS PER TON													
NEW HAMPSHIRE													
1949	39.00	39.00	40.00	40.00	39.00	38.00	38.50	41.50	43.00	43.00	42.50	43.50	
1950	43.50	43.50	43.50	43.50	43.00	42.00	42.00	41.00	40.50	41.00	41.00	41.00	41.00
1951	41.50	41.50	41.50	41.00	40.00	39.50	38.50	38.00	38.00	38.00	38.00	38.00	39.00
1952	39.00	37.50	37.50	37.50	37.50	37.50	36.50	36.50	36.50	37.00	36.50	37.00	37.00
1953	36.00	35.00	34.00	34.00	33.00	33.50	34.00	35.00	35.00	37.50	37.50	40.00	
1954	41.50	44.00	44.00	44.00	44.00	44.00	43.00	40.50	40.50	41.50	43.00	43.00	43.00
1955	43.00	42.50	43.00	42.00	41.00	41.00	40.00	38.00	38.50	38.50	39.00	39.00	39.00
1956	38.00	37.50	38.00	37.00	37.00	37.00	37.00	37.00	38.00	40.00	40.50	41.50	
1957	43.00	43.00	43.00	42.50	43.00	42.50	42.00	44.00	45.00	45.00	46.00	46.00	46.00
1958	46.00	47.00	47.00	46.50	46.50	45.50	45.00	42.00	41.50	41.00	41.50	41.50	41.50
1959	41.50	41.50	41.00	40.00	39.50	39.50	39.50	39.00	39.00	40.00	40.00	40.50	40.50
1960	40.50	40.00	39.00	39.50	39.00	38.50	38.50	36.50	35.50	37.00	38.00	38.00	38.00
1961	38.00	38.50	38.00	37.50	36.50	36.00	37.00	37.00	37.00	37.50	37.50	38.00	38.00
1962	38.50	38.00	37.00	37.00	37.00	35.50	36.00	38.00	39.00	38.50	40.00	40.50	40.50
1963	42.50	45.00	45.00	46.50	48.50	45.50	40.00	42.50	43.50	44.50	46.00	47.00	47.00
1964	47.00	48.50	47.00	45.00	45.00	44.00	42.00	42.00	42.50	44.00	46.00	46.50	46.50
1965	47.00	47.50	47.50	48.50	48.00	47.50	44.00	46.00	47.00	48.50	48.50	49.00	49.00
1966	49.50	50.00	50.00	49.50	49.00	48.00	44.00	40.50	42.00	42.50	42.50	42.00	42.00
1967	41.50	40.00	39.50	37.50	37.00	36.50	36.00	34.50	36.50	36.50	37.00	36.00	36.00
1968	35.50	36.00	35.00	33.50	32.50	32.50	32.50	31.50	32.00	32.50	33.00	33.00	33.00
1969	33.00	33.00	33.00	34.00	33.00	32.00	33.00	32.50	33.00	33.50	34.00	35.00	35.00
1970	36.50	37.50	38.00	39.00	40.50								
1971													
1972													
1973													
1974													
1975													
1976													
1977													
1978													
NEW JERSEY													
1949	38.50	40.00	37.80	39.10	39.00	31.90	31.10	35.90	37.50	38.50	39.40	40.00	40.00
1950	39.00	36.50	36.50	36.90	38.00	32.30	32.30	33.50	37.80	37.80	39.70	39.30	39.30
1951	40.00	39.30	42.00	39.80	40.50	34.40	35.80	34.70	35.60	38.40	40.30	41.00	41.00
1952	41.50	41.90	40.70	40.30	41.50	31.50	32.50	34.00	37.00	38.90	39.70	41.10	41.10
1953	42.50	41.90	41.90	41.60	40.30	34.80	37.00	36.40	38.80	41.60	44.30	45.30	45.30
1954	45.70	46.00	46.00	45.00	43.50	38.00	40.00	42.00	45.00	45.00	45.00	46.00	46.00
1955	47.00	44.00	43.00	42.00	41.50	37.50	36.50	38.00	41.00	42.50	40.50	42.00	42.00
1956	39.00	40.00	38.00	36.50	37.50	37.50	34.50	36.00	37.50	38.50	39.00	40.50	40.50
1957	39.00	40.00	37.00	36.50	36.00	34.00	35.50	44.00	47.50	47.00	47.00	45.50	45.50
1958	48.00	48.00	49.00	48.00	47.00	39.00	34.50	32.50	34.00	34.00	34.00	34.00	34.00
1959	35.00	34.00	34.00	33.00	32.50	29.50	30.50	30.50	32.00	31.50	31.00	33.50	33.50
1960	34.50	35.00	33.00	33.00	32.00	31.00	31.00	32.50	32.50	33.00	34.50	34.50	34.50
1961	35.50	35.50	36.50	36.50	36.00	32.00	28.00	29.00	31.00	33.00	31.50	34.50	34.50
1962	35.00	34.50	34.00	34.50	32.50	32.00	39.00	42.00	43.00	43.50	44.00	45.00	45.00
1963	47.00	50.00	51.00	52.00	52.00	41.00	40.00	41.00	43.50	45.00	48.00	49.00	49.00
1964	50.00	51.00	48.00	48.00	43.00	38.50	40.00	39.00	39.50	40.50	44.00	47.00	47.00
1965	47.50	48.00	48.00	47.50	46.00	41.00	41.00	42.00	45.00	46.00	46.00	48.00	48.00
1966	49.00	49.00	47.00	46.00	44.00	40.00	40.00	40.50	40.00	40.00	40.00	41.00	41.00
1967	43.50	43.50	42.00	40.00	40.00	36.00	34.50	33.50	34.00	35.50	39.50	40.50	40.50
1968	40.50	38.00	34.50	34.00	32.00	31.50	31.00	30.00	30.00	33.00	36.50	37.50	37.50
1969	39.00	39.00	39.00	39.00	38.50	37.00	36.00	37.00	35.00	39.00	39.00	38.00	38.00
1970	38.50	39.00	40.00	40.00	40.00	38.00	37.50	37.50	39.50	41.50	44.50	47.50	47.50
1971	47.50	47.50	48.00	48.50	44.50	44.50	42.00	39.00	43.50	42.00	42.00	42.00	42.00
1972	43.00	45.50	43.50	43.00	43.00	41.50	41.00	43.00	45.00	49.00	51.00	59.00	59.00
1973	63.00	63.00	61.00	59.50	56.50	48.00	52.00	50.00	54.50	57.50	58.00	58.00	58.00
1974	55.00	60.00	60.00	57.50	54.50	52.00	54.00	56.00	56.00	59.00	58.50	62.50	62.50
1975	65.50	64.00	60.50	63.50	62.50	62.00	61.00	61.00	62.00	62.00	62.50	65.00	65.00
1976	68.00	69.50	69.50	71.00	71.00								
1977													
1978													

ALFALFA HAY (BALED): PRICES RECEIVED BY FARMERS, MONTHLY AND SEASON AVERAGE,
BY STATE AND UNITED STATES, 1949-78

YEAR	JAN	FEB	MAR	APR	MAY	JUN	JUL	AUG	SEP	OCT	NOV	DEC	SEASON AVERAGE
DOLLARS PER TON													
NEW MEXICO													
1949	31.50	30.00	29.00	27.50	25.50	20.00	20.00	21.00	20.50	20.50	21.50	21.50	
1950	22.50	23.00	22.50	22.50	24.00	23.00	23.00	23.00	24.50	25.00	28.50	32.50	
1951	33.00	38.00	37.00	42.50	44.00	34.00	33.00	36.00	37.00	40.00	40.00	45.00	
1952	46.00	46.00	46.00	48.00	46.00	35.00	32.00	33.00	40.00	42.00	44.00	44.00	
1953	44.00	40.00	36.00	31.00	27.00	26.50	25.00	24.00	21.00	23.50	26.50	27.50	
1954	27.50	25.00	25.00	24.00	23.00	22.00	21.00	21.00	22.00	26.00	26.00	26.00	
1955	28.00	30.00	30.00	32.50	28.00	28.00	26.00	25.00	25.00	23.00	25.00	29.00	
1956	30.00	28.50	28.50	28.00	22.00	18.00	21.00	24.00	29.00	35.00	36.00	36.00	
1957	38.00	37.50	37.00	35.00	23.00	22.50	22.00	20.50	23.00	22.00	22.50	25.00	
1958	28.00	26.50	26.50	25.20	21.50	18.50	17.50	17.50	17.50	18.50	19.50	22.00	
1959	22.00	23.00	22.00	22.50	22.50	21.00	22.00	21.50	22.00	25.00	27.00	27.50	
1960	29.50	29.50	31.00	32.00	27.00	25.00	24.00	23.00	25.00	27.00	29.00	30.00	
1961	31.00	31.00	32.00	30.00	25.00	22.00	22.00	21.00	22.00	22.50	25.00	27.00	
1962	28.50	28.50	28.50	28.50	22.00	24.00	23.00	23.00	24.00	24.00	28.00	30.00	
1963	30.00	30.50	31.00	33.00	31.00	28.00	26.00	28.50	27.50	32.00	35.00	38.00	
1964	36.00	37.00	37.00	36.00	27.00	25.50	24.00	24.50	27.50	31.00	32.00	34.00	
1965	36.00	34.50	31.00	31.00	26.00	23.00	21.00	21.00	20.50	21.50	24.50	26.00	
1966	26.00	26.00	26.50	26.00	24.00	21.00	21.00	22.00	22.00	24.00	26.50	29.50	
1967	31.00	34.00	36.00	35.00	29.00	29.00	26.00	27.00	27.00	28.50	31.50	35.00	
1968	38.50	39.50	37.00	35.00	28.00	25.00	23.50	23.00	23.00	25.00	28.00	32.00	
1969	32.00	32.00	31.50	32.50	28.00	24.00	25.00	25.00	24.00	26.00	29.00	31.00	
1970	32.00	34.00	34.00	34.00	31.00	27.00	26.00	26.00	29.00	32.00	35.00	38.00	
1971	39.00	41.00	41.00	41.00	36.00	35.00	34.00	30.00	32.00	33.00	36.00	38.00	
1972	40.00	42.00	41.00	39.00	34.00	34.00	34.00	34.00	34.00	33.00	35.00	42.00	
1973	43.50	47.50	48.00	46.50	41.50	39.00	37.50	41.00	44.50	48.00	53.50	57.00	
1974	60.00	60.00	63.50	63.50	55.00	53.00	53.00	60.00	60.50	63.00	64.00	70.00	
1975	71.00	68.00	68.00	60.00	58.00	52.00	48.00	46.50	46.00	51.50	61.50	68.50	
1976	63.50	67.50	70.00	62.50	69.00	62.00	57.50	56.50	60.50	62.50	65.50	71.50	
1977	73.50	72.50	72.00	72.50	68.00	57.50	55.50	51.50	51.00	55.00	58.50	61.00	
1978	66.50	69.00	63.50	68.50	67.00	62.00	62.50	64.00	62.00	69.50	70.50	65.00	
NEW YORK													
1949	28.00	27.00	27.50	27.50	25.00	24.00	27.00	35.00	36.00	33.00	34.00	31.00	
1950	32.30	30.70	30.30	31.60	31.00	30.00	25.80	24.80	25.00	25.00	26.60	26.60	
1951	28.00	27.50	28.30	26.30	26.50	24.00	24.00	22.50	23.00	23.00	25.00	25.00	
1952	25.00	25.00	25.00	23.50	23.00	23.00	20.00	24.50	26.00	26.50	26.50	28.50	
1953	29.30	29.80	30.30	29.70	27.70	24.80	20.10	23.50	25.50	27.90	27.90	30.00	
1954	30.50	30.00	31.50	29.00	27.50	24.40	21.50	24.00	26.40	26.40	26.20	27.00	
1955	26.50	26.10	25.40	25.20	25.20	24.00	21.50	23.80	26.20	25.20	25.20	25.60	
1956	24.90	24.00	24.70	24.00	23.00	23.50	22.50	23.00	24.00	24.50	24.00	26.00	
1957	25.00	24.50	26.00	26.00	22.00	22.50	20.50	24.00	24.50	24.00	25.50	26.00	
1958	26.00	26.90	27.40	25.50	25.00	24.00	21.00	20.50	22.00	23.50	23.50	23.50	
1959	24.00	23.50	22.00	21.50	21.00	19.00	22.00	21.00	22.50	23.50	23.50	23.50	
1960	23.50	24.20	23.40	24.00	24.00	22.00	22.00	21.50	21.70	21.00	21.50	23.00	
1961	23.50	24.00	22.50	23.00	23.00	22.50	21.50	21.50	22.50	21.50	22.50	21.50	
1962	23.00	23.50	23.50	22.50	21.00	21.50	27.50	30.50	31.00	30.50	30.50	32.00	
1963	34.00	36.00	40.50	39.00	37.00	30.50	27.00	29.00	28.00	27.50	28.50	29.50	
1964	31.00	28.50	28.00	27.50	25.50	24.50	25.50	26.50	27.50	29.00	31.00	32.00	
1965	32.50	32.50	32.50	32.00	31.50	28.00	29.00	30.50	31.50	30.00	30.50	31.50	
1966	32.00	31.50	31.00	29.50	30.00	28.00	24.50	25.50	27.00	26.50	27.50	28.00	
1967	28.00	26.00	25.00	24.50	24.00	24.00	24.00	24.50	24.00	24.50	24.50	25.00	
1968	25.50	25.00	25.00	25.50	24.00	23.00	23.00	23.50	26.00	25.00	26.00	26.00	
1969	26.00	26.00	25.50	26.00	25.50	24.50	25.00	26.00	26.00	26.50	26.00	27.00	
1970	27.50	29.00	29.00	29.50	28.50	28.00	27.00	27.00	26.50	28.50	30.50	30.50	
1971	31.50	32.00	32.50	34.00	32.50	31.50	27.00	28.50	29.50	31.50	30.50	31.00	
1972	30.50	33.00	31.00	32.00	31.00	29.50	30.00	33.00	36.50	36.50	37.00	38.00	
1973	40.00	41.00	41.00	39.50	36.50	36.00	34.00	33.50	36.50	36.00	36.50	36.50	
1974	38.50	37.50	38.00	36.50	37.00	37.50	37.50	39.50	41.00	43.50	43.00	45.00	
1975	46.00	50.50	56.00	59.00	64.50	53.50	52.00	52.00	54.00	54.00	54.50	60.00	
1976	58.50	60.00	60.50	56.50	54.00	52.00	53.00	54.50	56.00	57.50	59.00	59.50	
1977	60.00	58.50	59.00	56.00	54.50	53.00	55.50	58.50	60.50	62.00	66.00	69.00	
1978	76.00	76.00	78.00	76.50	80.00	72.50	62.50	62.00	62.00	61.50	65.00	64.00	

ALFALFA HAY (BALED): PRICES RECEIVED BY FARMERS, MONTHLY AND SEASON AVERAGE,
BY STATE AND UNITED STATES, 1949-78

YEAR	JAN	FEB	MAR	APR	MAY	JUN	JUL	AUG	SEP	OCT	NOV	DEC	SEASON AVERAGE
DOLLARS PER TON													
NORTH CAROLINA													
1949	43.60	41.10	41.90	40.80	37.80	37.80	39.00	37.30	37.20	35.20	36.40	35.30	
1950	36.20	34.80	33.30	34.70	34.00	35.90	37.10	35.70	36.50	37.50	34.10	37.20	
1951	37.20	40.70	40.00	36.70	36.20	37.00	36.30	34.50	36.50	37.20	40.70	40.70	
1952	42.20	41.80	43.50	42.40	41.50	39.20	39.70	41.00	41.40	41.50	44.00	44.00	
1953	44.10	45.00	43.50	43.30	41.50	41.00	41.00	40.50	42.00	41.00	43.50	43.00	
1954	44.00	46.00	44.50	42.50	38.50	39.50	39.50	42.00	43.00	43.00	43.00	40.50	
1955	43.00	45.00	45.00	42.50	43.00	42.00	40.00	40.00	39.50	37.00	38.00	39.80	
1956	37.10	37.60	37.00	36.90	34.90	33.30	34.70	35.80	35.80	35.70	36.90	35.40	
1957	38.60	36.60	37.50	37.50	36.10	34.00	32.50	35.00	36.00	37.00	39.50	38.00	
1958	37.70	38.50	38.20	38.80	38.60	35.20	35.50	35.50	35.50	35.00	36.00	35.00	
1959	36.50	37.00	37.00	35.50	34.50	32.50	33.00	34.50	33.00	33.50	33.50	35.00	
1960	34.50	34.50	36.00	37.00	37.50	35.50	36.50	37.00	37.00	37.00	37.00	38.00	
1961	37.00	39.50	40.00	39.50	37.00	35.00	37.00	36.50	35.00	36.00	37.00	38.00	
1962	38.00	36.00	36.50	35.00	33.00	32.50	32.50	34.00	34.00	33.00	34.90	37.00	
1963	39.00	40.00	40.50	40.50	38.50	39.00	38.50	40.50	41.00	41.00	43.50	44.00	
1964	45.50	44.50	45.50	47.00	44.00	41.00	41.50	40.00	37.00	39.00	39.00	40.00	
1965	40.00	41.50	40.00	39.50	38.00	37.00	37.50	37.00	39.00	39.00	38.50	39.00	
1966	40.50	40.00	40.00	39.50	38.50	38.50	39.50	42.00	42.50	41.00	43.00	43.00	
1967	41.50	40.00	41.00	42.00	42.00	40.00	39.00	37.50	38.00	39.00	39.50	40.00	
1968	40.00	40.00	39.00	38.50	38.00	37.00	36.00	37.00	37.00	37.50	39.00	40.50	
1969	39.00	40.00	41.00	41.50	42.00	41.00	39.50	38.00	39.00	40.00	40.00	40.00	
1970	41.00	40.00	41.00	40.00	39.00	38.50	37.50	37.50	37.00	36.50	37.00	39.00	
1971	39.00	39.00	39.00	37.50	37.50	38.00	38.00	38.00	37.50	36.00	37.00	35.00	
1972	36.00	37.50	37.00	36.50	37.50	37.50	38.00	36.00	37.00	36.00	39.00	40.00	
1973	39.00	40.00	38.50	40.00	40.00	40.00	41.50	41.00	41.50	44.00	48.00	49.00	
1974	52.00	48.00	52.00	50.50	45.00	44.50	44.50	48.00	53.00	55.50	55.50	60.00	
1975	55.00	58.50	58.50	62.00	58.00	58.00	55.50	57.50	57.50	51.00	56.50	54.50	
1976	57.00	56.00	55.00	60.00	57.00								
1977													
1978													
NORTH DAKOTA													
1949	22.00	22.00	20.00	18.00	18.00	15.00	16.00	19.50	18.00	19.50	20.00	20.50	
1950	21.00	21.00	20.00	22.50	25.00	21.50	17.00	18.50	17.50	18.00	19.50	19.50	
1951	20.00	19.50	19.50	19.00	19.00	19.00	16.50	18.50	20.00	20.00	20.00	19.50	
1952	20.50	23.50	21.00	20.50	19.00	19.00	20.00	20.00	21.50	21.80	21.80	22.00	
1953	21.00	22.00	20.50	20.00	20.00	19.50	15.00	15.00	14.50	14.00	16.00	16.50	
1954	18.00	18.00	17.00	16.00	16.00	15.00	14.00	13.50	14.00	17.00	17.00	16.00	
1955	16.70	16.00	15.50	14.00	13.70	15.00	14.00	13.50	13.00	12.50	13.60	13.60	
1956	13.80	14.70	15.60	16.70	16.00	14.50	14.70	15.00	15.20	15.20	16.00	16.00	
1957	16.50	15.50	15.20	14.00	14.00	14.00	13.50	12.50	13.00	13.00	13.00	13.50	
1958	14.00	14.50	13.00	13.00	13.00	13.10	13.50	12.00	12.00	12.50	13.50	16.00	
1959	16.00	16.00	15.50	14.50	15.20	16.00	16.00	19.50	20.00	22.40	20.60	22.30	
1960	22.50	24.00	26.00	27.00	26.40	16.00	16.00	16.00	15.50	16.00	17.00	17.20	
1961	17.50	18.00	17.50	17.50	17.50	17.00	18.50	19.00	19.00	20.50	20.00	19.00	
1962	20.00	20.00	21.00	19.50	20.50	18.50	14.00	13.00	13.00	13.00	13.00	13.50	
1963	14.50	17.00	16.00	15.50	14.50	14.50	15.50	14.50	15.00	16.00	16.00	17.50	
1964	16.50	16.50	16.00	15.50	15.00	15.00	15.50	16.00	15.50	14.50	15.50	16.50	
1965	24.00	26.50	26.00	26.50	23.00	20.00	16.00	14.50	15.50	17.00	17.00	18.00	
1966	18.50	19.00	19.00	18.50	18.50	18.50	18.50	18.00	18.50	17.50	17.50	16.50	
1967	17.00	20.00	18.00	15.50	25.00	19.00	19.00	19.00	19.00	18.00	18.00	18.00	
1968	18.00	18.50	18.50	18.50	18.50	18.50	17.50	16.50	18.00	17.00	18.00	18.00	
1969	17.00	18.00	18.50	19.00	17.00	16.00	17.50	17.00	18.00	18.00	18.50	18.50	
1970	19.00	20.00	20.00	19.00	19.00	18.00	17.00	16.00	16.00	18.00	18.00	18.50	
1971	18.00	19.50	18.00	18.00	17.50	16.50	17.00	17.50	17.50	18.00	18.00	18.00	
1972	20.50	19.50	19.50	19.50	18.50	20.00	19.50	19.00	19.00	19.00	19.00	21.00	
1973	20.50	19.50	20.50	19.50	21.00	24.50	24.50	32.00	32.00	32.00	33.50	36.00	
1974	37.00	41.00	46.00	46.00	46.50	42.00	39.50	41.50	41.50	42.50	47.50	45.00	
1975	47.00	49.50	48.50	54.00	46.50	41.00	41.00	39.50	42.00	41.00	40.00	38.00	
1976	41.50	37.00	37.50	34.00	34.00	38.50	44.50	49.00	44.50	47.00	49.50	52.00	
1977	54.50	55.50	56.50	57.50	52.50	54.50	46.00	47.00	47.00	42.00	48.50	45.00	
1978	48.00	50.00	55.50	57.00	53.00	46.00	44.00	41.00	37.00	33.00	34.50	36.00	

ALFALFA HAY (BALED): PRICES RECEIVED BY FARMERS, MONTHLY AND SEASON AVERAGE,
BY STATE AND UNITED STATES, 1949-78

YEAR	JAN	FEB	MAR	APR	MAY	JUN	JUL	AUG	SEP	OCT	NOV	DEC	SEASON AVERAGE
DOLLARS PER TON													
OHIO													
1949	31.00	29.50	30.00	30.00	28.00	24.50	24.50	25.00	26.50	26.50	26.50	27.00	
1950	27.00	25.50	24.50	25.50	26.50	25.00	25.00	24.50	25.00	25.00	26.20	26.50	
1951	27.30	27.50	26.60	27.20	26.50	24.30	22.90	23.50	26.10	26.80	27.70	28.30	
1952	29.30	29.20	29.40	28.50	25.50	25.70	24.40	27.90	29.00	30.10	31.50	33.50	
1953	33.50	33.50	30.80	30.50	29.80	25.10	24.20	25.60	26.70	28.80	33.00	32.80	
1954	34.80	32.90	31.40	31.40	30.70	28.10	26.60	30.10	28.90	28.70	28.70	28.90	
1955	28.50	27.80	26.50	25.50	23.50	24.00	21.00	22.80	22.00	23.20	21.60	22.80	
1956	22.70	22.70	20.30	20.50	20.50	19.50	20.50	21.50	22.50	25.00	25.00	25.00	
1957	24.50	23.50	22.00	21.00	20.00	19.50	20.50	22.00	23.00	23.50	23.50	22.50	
1958	23.00	23.00	24.00	23.00	23.00	22.00	21.00	24.00	25.50	25.50	25.00	25.50	
1959	25.00	24.00	23.00	21.50	23.50	22.00	21.50	23.00	23.50	23.50	24.00	24.00	
1960	23.50	24.50	25.10	25.40	23.00	22.50	22.50	23.00	23.50	23.20	24.50	24.50	
1961	24.50	24.00	24.50	24.00	23.00	22.50	22.50	24.00	23.00	23.50	23.50	24.50	
1962	24.00	23.00	23.50	24.00	22.00	21.50	23.50	24.50	27.50	27.50	29.50	30.50	
1963	29.50	31.00	31.00	31.00	28.00	25.50	25.00	26.00	27.50	29.00	32.50	34.50	
1964	34.50	32.50	30.00	29.50	27.50	24.00	24.50	26.00	26.00	26.50	27.00	28.50	
1965	27.50	28.00	28.00	28.00	27.50	25.00	26.00	27.00	29.50	29.50	29.00	30.50	
1966	29.50	28.50	27.50	27.00	26.50	25.50	25.50	25.00	26.00	26.00	27.00	28.50	
1967	28.00	26.00	26.50	25.50	25.50	26.50	26.00	27.00	26.00	26.00	29.00	29.50	
1968	30.00	30.50	29.50	29.50	29.50	26.00	25.50	25.50	26.00	26.00	26.00	27.50	
1969	28.50	28.00	29.00	27.50	25.00	25.00	27.00	25.00	27.50	28.00	28.00	27.00	
1970	27.50	27.50	28.50	28.00	28.00	28.00	27.00	27.00	27.00	27.50	28.00	29.50	
1971	28.00	28.00	29.50	28.50	28.50	28.50	29.50	27.50	27.50	27.00	28.00	29.50	
1972	30.50	33.00	31.50	30.50	30.50	28.50	31.00	28.00	29.00	30.00	31.00	35.00	
1973	35.00	37.50	37.00	37.00	39.00	37.50	33.00	35.00	35.00	37.00	40.00	43.00	
1974	42.00	45.00	45.00	42.50	37.50	36.50	33.50	40.00	44.00	48.50	51.50	52.00	
1975	59.00	57.00	58.50	59.50	60.00	55.00	48.00	53.50	59.00	53.00	57.50	60.50	
1976	60.50	61.50	56.50	50.50	53.50	53.00	56.00	54.00	54.00	56.00	57.00	58.00	
1977	62.00	65.00	65.00	65.50	58.00	49.50	49.50	49.00	53.00	60.00	60.00	65.00	
1978	65.00	68.00	65.00	60.00	60.00	51.50	53.00	49.00	52.50	53.00	53.00	54.00	
OKLAHOMA													
1949	26.60	26.00	26.00	24.50	19.20	18.50	17.90	19.00	19.40	20.10	21.30	21.60	
1950	21.80	21.00	19.50	19.90	20.40	18.50	18.70	19.40	19.50	19.80	21.20	23.50	
1951	26.20	27.60	27.80	30.00	28.80	24.40	24.10	28.00	32.50	34.00	37.50	39.00	
1952	41.00	39.00	36.00	33.00	26.00	26.00	32.50	40.00	43.00	45.00	45.00	46.00	
1953	46.50	45.00	41.00	37.00	26.50	28.00	29.70	27.20	25.40	26.70	27.90	28.10	
1954	28.10	27.60	25.20	25.20	21.90	18.00	20.50	27.60	30.00	31.40	32.00	33.00	
1955	33.50	32.80	31.00	31.00	28.00	22.50	22.50	23.00	23.50	25.00	24.60	25.40	
1956	26.40	24.90	23.80	24.30	25.00	24.70	25.50	28.00	32.00	36.50	37.50	38.50	
1957	38.00	38.50	36.00	32.50	25.80	21.20	23.00	25.00	25.00	24.50	24.80	24.40	
1958	24.40	23.00	22.00	20.40	18.50	17.00	17.70	17.60	17.30	17.70	18.40	19.90	
1959	20.40	19.60	19.80	20.40	20.20	19.00	19.50	19.60	21.10	21.30	22.50	25.80	
1960	25.80	27.00	31.00	28.80	22.40	21.30	22.10	23.00	23.80	24.00	25.30	26.00	
1961	26.50	27.00	25.50	25.00	21.50	21.50	21.00	21.50	22.00	23.00	24.00	24.50	
1962	26.00	25.50	25.50	25.00	22.50	22.50	21.50	22.00	23.50	23.50	25.00	26.00	
1963	26.50	27.00	26.50	25.50	22.50	23.00	24.50	26.50	27.00	31.00	34.00	35.50	
1964	36.50	35.00	32.00	31.50	25.00	22.50	23.00	28.00	28.00	27.00	27.00	29.50	
1965	29.00	28.00	27.00	26.50	23.00	21.50	21.50	22.50	22.00	23.00	24.00	25.50	
1966	25.00	26.00	26.00	26.00	24.00	23.00	26.50	28.00	27.00	26.00	28.50	30.00	
1967	32.00	34.00	34.00	32.00	26.00	25.00	24.00	23.00	24.00	24.00	26.00	28.00	
1968	30.00	32.00	30.50	29.00	24.00	24.00	23.50	24.50	23.50	25.50	27.00	29.00	
1969	30.00	30.00	30.00	29.00	25.00	24.00	23.00	25.50	26.50	29.50	30.50	31.50	
1970	35.00	34.50	32.50	32.00	27.00	25.00	27.00	32.00	37.00	38.00	38.00	39.50	
1971	40.00	39.00	37.00	36.00	36.00	35.00	32.50	32.50	31.00	31.00	31.50	34.00	
1972	35.50	35.00	33.50	33.00	32.00	32.00	30.50	31.00	32.00	32.50	35.00	45.00	
1973	51.00	55.00	56.00	56.00	36.50	38.50	38.50	41.50	40.50	42.00	45.00	49.00	
1974	53.00	55.00	54.50	52.50	48.50	48.00	50.50	60.50	60.00	60.50	62.00	66.00	
1975	66.50	67.50	68.50	65.00	53.00	47.50	47.50	48.00	51.50	52.00	57.00	60.50	
1976	63.50	63.50	64.50	65.50	62.00	60.50	61.00	60.50	61.00	64.50	67.00	73.50	
1977	77.50	78.00	76.00	74.00	64.50	60.00	57.50	58.50	59.50	58.50	65.00	70.00	
1978	71.50	72.50	72.50	75.00	62.00	61.00	54.00	57.50	63.00	68.50	72.00	75.50	

ALFALFA HAY (BALED): PRICES RECEIVED BY FARMERS, MONTHLY AND SEASON AVERAGE,
BY STATE AND UNITED STATES, 1949-78

YEAR	JAN	FEB	MAR	APR	MAY	JUN	JUL	AUG	SEP	OCT	NOV	DEC	SEASON AVERAGE
DOLLARS PER TON													
OREGON													
1949	30.00	31.50	33.00	32.00	29.00	27.00	26.00	25.00	25.00	27.00	27.50	28.00	
1950	28.00	29.50	31.00	30.00	29.50	29.00	25.50	26.00	26.00	26.50	27.00	27.50	
1951	26.00	25.00	24.50	24.50	25.50	25.00	25.00	25.00	26.00	26.50	28.00	33.00	
1952	36.00	38.00	39.00	42.00	38.50	29.50	28.90	29.00	29.00	31.00	33.00	34.00	
1953	32.50	29.50	29.00	28.00	26.00	26.00	24.00	22.00	21.00	20.50	20.50	21.50	
1954	21.00	21.50	20.50	20.00	20.50	19.50	19.50	20.50	21.00	23.00	23.50	25.50	
1955	25.50	27.00	27.00	32.50	34.00	29.00	27.00	28.50	28.50	28.50	29.00	29.50	
1956	30.50	30.50	32.50	33.00	33.00	26.50	25.50	25.00	24.50	24.50	25.00	24.50	
1957	24.00	23.50	21.00	21.00	19.50	18.50	17.00	17.00	17.00	17.00	17.00	17.00	
1958	17.00	16.00	17.30	16.50	15.00	18.00	17.00	18.00	18.00	17.50	18.50	20.00	
1959	21.00	27.50	23.00	23.50	24.00	24.00	25.50	26.50	27.00	29.50	30.50	31.00	
1960	31.00	31.00	31.00	29.00	28.00	24.50	24.50	25.50	25.00	26.00	27.00	27.50	
1961	26.00	26.00	25.00	23.00	23.00	22.50	22.50	23.50	23.00	24.00	25.00	25.00	
1962	24.00	24.00	24.00	25.00	26.00	24.50	23.50	24.00	24.50	24.00	24.50	25.00	
1963	26.00	26.50	27.00	27.00	29.00	24.00	24.30	24.50	25.00	25.50	25.50	26.00	
1964	27.00	26.00	25.50	24.50	25.50	24.00	24.50	25.50	25.00	25.50	25.50	26.00	
1965	30.00	30.00	33.00	32.00	29.00	27.00	25.00	26.00	26.00	25.00	25.50	26.00	
1966	28.00	27.50	27.50	26.00	26.00	25.50	25.50	27.50	28.00	29.00	30.00	29.50	
1967	29.50	28.50	27.50	27.00	28.50	25.00	23.50	22.50	24.00	25.00	25.00	25.50	
1968	26.00	25.50	25.50	24.50	25.50	24.50	24.50	24.00	24.00	25.00	26.00	26.50	
1969	28.00	31.00	31.00	29.00	28.00	27.00	26.00	26.00	26.00	26.00	27.00	28.00	
1970	28.00	29.00	29.50	29.00	27.00	24.00	24.00	24.00	26.00	26.00	27.00	28.00	
1971	28.00	29.00	31.50	32.00	35.00	30.00	28.00	30.00	31.00	32.00	32.00	32.50	
1972	36.50	37.50	35.00	34.00	33.00	33.00	31.00	33.00	32.00	33.00	35.00	38.00	
1973	42.00	41.00	41.00	41.00	40.00	40.00	42.00	52.00	67.00	69.50	70.50	71.50	
1974	72.50	72.50	70.50	71.00	68.50	63.00	65.00	63.50	60.50	61.00	60.00	62.50	
1975	56.00	57.00	55.50	56.50	59.00	59.50	60.00	59.00	58.50	59.00	59.50	61.50	
1976	62.00	66.00	70.00	73.50	73.50	66.00	64.00	68.00	68.50	70.50	71.00	72.00	
1977	72.50	74.50	74.50	75.00	70.50	65.50	65.00	65.00	66.50	65.50	65.50	67.50	
1978	62.50	61.50	58.00	55.50	54.50	59.00	55.00	55.00	54.00	54.00	53.50	56.50	
PENNSYLVANIA													
1949	32.50	33.00	32.00	32.00	30.70	28.40	28.00	29.50	29.50	30.50	30.50	33.00	
1950	31.70	29.10	31.60	31.00	32.00	30.80	28.50	29.50	29.50	30.20	30.80	32.20	
1951	32.20	33.50	36.00	34.80	33.80	31.70	29.50	30.50	32.30	32.30	33.70	34.80	
1952	33.40	33.80	32.80	32.80	32.00	30.70	29.70	31.50	33.00	33.20	35.30	35.80	
1953	37.20	37.70	37.00	36.50	35.00	32.70	29.80	31.10	32.00	34.70	35.50	38.10	
1954	38.70	39.00	38.60	38.40	36.20	32.50	33.00	37.50	37.70	36.50	36.80	37.00	
1955	37.00	37.50	36.50	36.00	33.50	33.70	31.50	32.50	33.00	31.70	32.80	32.80	
1956	32.50	31.50	30.60	30.40	30.30	29.50	29.00	29.50	30.00	30.50	30.50	31.40	
1957	30.50	30.50	29.50	28.20	27.60	27.50	27.20	29.10	34.40	35.70	34.80	35.60	
1958	56.10	55.00	55.30	36.00	35.10	31.30	29.30	29.00	29.30	30.30	30.30	30.30	
1959	30.20	29.50	28.70	28.40	27.50	26.50	26.60	27.80	27.80	27.30	28.30	28.50	
1960	28.70	28.00	28.90	29.50	28.60	28.20	26.10	26.40	27.10	28.10	27.50	28.30	
1961	28.90	29.00	29.00	28.00	28.50	27.00	27.00	27.00	26.50	27.00	27.50	28.00	
1962	28.50	28.50	28.50	27.50	27.50	27.00	33.50	41.00	41.50	41.00	42.00	43.00	
1963	45.00	45.50	46.50	45.50	44.50	39.50	36.00	38.50	41.00	43.00	44.50	44.50	
1964	45.00	43.50	41.50	39.00	36.50	33.50	33.00	34.00	35.50	37.00	38.50	39.00	
1965	40.00	39.00	38.00	37.00	37.00	34.00	34.50	36.50	37.50	37.50	38.50	39.50	
1966	39.50	39.00	38.50	37.00	36.00	34.00	33.50	36.50	38.00	38.50	39.00	40.00	
1967	40.00	39.00	38.50	37.50	37.00	35.00	34.00	32.50	33.50	32.50	33.00	33.50	
1968	34.00	33.00	33.00	32.50	32.00	30.00	28.00	28.00	29.00	31.00	31.50	32.00	
1969	32.00	32.50	32.00	31.50	31.00	29.50	29.50	29.50	30.50	31.00	31.50	32.00	
1970	34.50	34.00	34.00	33.50	33.50	32.00	32.50	31.50	31.50	32.50	33.00	34.00	
1971	34.00	34.50	34.50	34.50	34.00	33.00	32.50	31.50	32.00	32.00	33.00	34.00	
1972	36.50	35.50	36.50	36.50	36.00	35.00	37.00	39.00	44.00	47.50	49.00	53.00	
1973	55.00	56.50	55.00	49.00	47.00	43.50	39.00	40.50	42.00	44.00	46.50	48.00	
1974	50.00	50.00	51.00	49.50	47.50	43.50	43.50	46.00	48.50	52.00	52.00	56.00	
1975	52.50	56.00	56.00	58.00	60.00	57.00	55.00	56.50	56.00	59.00	59.00	64.50	
1976	64.50	65.00	67.00	63.00	63.50	60.00	57.50	60.50	64.50	64.00	67.00	65.50	
1977	71.00	75.00	73.50	73.50	72.00	69.00	68.50	71.00	71.00	72.00	77.00	82.00	
1978	88.00	93.00	95.00	98.00	100.00	86.50	71.50	70.50	70.00	73.00	71.50	71.00	

ALFALFA HAY (BALED): PRICES RECEIVED BY FARMERS, MONTHLY AND SEASON AVERAGE,
BY STATE AND UNITED STATES, 1949-78

YEAR	JAN	FEB	MAR	APR	MAY	JUN	JUL	AUG	SEP	OCT	NOV	DEC	SEASON AVERAGE
DOLLARS PER TON													
RHODE ISLAND													
1949	43.50	43.50	44.50	44.50	44.50	44.50	44.50	46.50	46.50	48.00	47.50	47.50	
1950	47.50	47.50	49.00	49.00	48.50	46.50	47.00	46.00	46.00	46.00	46.00	46.00	46.50
1951	46.50	46.50	46.50	46.00	45.50	45.00	44.00	43.50	43.50	44.00	44.00	44.00	45.00
1952	45.00	44.00	44.00	44.00	44.00	44.00	44.00	44.50	44.50	44.50	45.00	45.00	45.00
1953	44.00	44.00	43.00	43.00	42.00	41.50	41.50	41.50	42.50	44.50	44.50	44.50	48.00
1954	48.00	50.00	51.00	51.00	51.00	50.00	48.00	45.00	45.00	46.00	47.00	47.00	47.00
1955	48.00	48.00	48.00	47.00	46.00	46.00	45.00	42.00	42.50	43.00	43.00	43.00	45.00
1956	45.50	45.50	45.00	45.00	45.00	45.00	44.50	44.00	44.00	45.00	45.00	45.00	46.00
1957	46.50	47.00	47.00	47.00	47.00	46.00	44.50	47.00	49.00	49.00	50.00	50.00	50.00
1958	51.00	51.00	52.00	52.00	52.00	50.00	49.50	45.00	45.00	45.00	45.00	45.00	45.00
1959	45.50	45.50	45.00	44.00	42.00	41.00	41.50	42.00	43.00	43.00	43.00	43.00	43.50
1960	44.50	44.50	43.00	43.00	42.00	41.50	41.50	40.50	40.00	41.00	41.00	41.00	41.50
1961	41.50	42.50	43.00	42.50	43.00	41.00	39.00	40.50	40.50	40.50	41.00	41.00	41.00
1962	41.50	41.50	41.50	41.50	40.50	40.50	40.50	43.00	44.50	43.50	44.00	44.00	45.00
1963	46.50	48.50	49.50	53.00	52.00	50.00	46.00	45.50	45.50	46.00	47.50	48.50	48.50
1964	48.50	49.50	48.50	48.00	48.00	47.50	46.50	49.00	49.00	51.00	52.00	52.00	52.00
1965	52.00	52.00	53.00	53.00	53.00	52.00	47.00	48.00	52.00	51.00	51.00	51.00	52.00
1966	53.00	54.00	54.00	52.00	52.00	51.00	46.00	45.00	45.00	46.00	46.50	46.50	46.00
1967	45.50	45.50	45.00	45.00	43.00	43.00	42.50	42.50	43.00	43.50	44.50	44.50	44.00
1968	43.50	43.50	42.50	41.50	40.50	40.00	40.00	40.00	40.50	41.50	41.50	41.50	41.50
1969	41.50	41.50	41.50	42.50	42.00	41.50	41.50	41.50	43.00	43.00	43.50	43.50	43.50
1970	44.50	45.50	46.50	46.50	47.00								
1971													
1972													
1973													
1974													
1975													
1976													
1977													
1978													
SOUTH DAKOTA													
1949	23.00	24.50	25.00	22.00	21.00	17.00	18.50	21.10	21.90	22.10	22.10	21.80	
1950	22.00	20.50	21.00	20.40	23.00	18.90	18.80	20.90	20.80	21.50	21.50	21.50	21.50
1951	22.60	23.30	22.50	21.90	22.80	21.00	17.00	17.00	17.50	19.50	20.00	19.50	19.50
1952	21.50	21.00	21.00	22.00	20.50	19.50	18.50	20.50	21.50	21.50	21.50	23.00	
1953	22.50	22.00	21.00	20.00	20.50	18.50	15.50	16.00	14.50	15.00	17.00	17.50	17.50
1954	18.50	18.80	18.50	18.50	17.00	16.00	14.50	15.50	17.50	17.00	17.10	17.10	17.10
1955	17.30	16.60	16.00	15.90	16.00	17.60	16.70	17.60	18.60	18.10	18.10	18.10	18.50
1956	20.00	20.60	21.00	20.50	20.00	18.00	18.00	18.00	18.00	18.00	18.00	18.00	19.00
1957	18.50	17.50	17.50	16.40	15.20	14.50	11.40	11.30	10.70	10.50	12.00	12.50	12.50
1958	11.20	11.00	9.80	10.50	11.00	9.40	9.40	10.00	12.00	12.00	12.50	12.50	13.50
1959	14.50	15.00	15.00	14.50	15.00	14.00	17.00	21.50	22.00	23.00	24.00	24.50	24.50
1960	23.50	23.00	22.00	22.00	21.50	17.00	17.50	17.00	17.50	18.50	17.50	18.00	18.00
1961	17.50	16.50	16.50	15.00	16.50	14.50	16.00	17.00	17.50	18.50	18.50	19.00	19.00
1962	19.00	18.50	20.50	20.00	18.00	16.00	15.00	14.00	13.50	14.00	14.50	14.50	15.50
1963	15.50	14.50	14.00	14.00	13.50	13.50	14.00	15.00	15.00	15.00	15.50	16.00	16.00
1964	16.50	16.00	16.00	16.50	16.00	15.50	16.00	17.50	18.50	18.00	19.00	20.50	20.50
1965	22.50	23.00	23.50	23.50	21.00	17.50	16.00	17.00	18.00	17.00	18.00	18.00	18.50
1966	20.00	20.50	20.50	19.00	19.50	18.00	19.50	20.50	20.50	20.00	21.00	21.50	21.50
1967	22.00	21.50	21.00	20.50	21.00	21.50	18.50	17.50	18.00	19.00	19.00	20.00	20.00
1968	20.00	20.00	20.00	19.50	19.00	19.00	19.00	19.00	19.00	19.00	19.50	20.50	20.50
1969	21.00	22.50	24.00	23.00	19.50	19.50	19.00	19.50	20.50	21.00	20.00	20.00	20.00
1970	20.50	21.00	19.00	18.50	18.00	17.00	17.50	18.00	19.00	19.50	19.00	19.50	19.50
1971	19.50	19.50	20.50	19.50	18.00	17.00	17.00	17.50	18.00	18.00	18.00	18.00	19.00
1972	20.00	20.00	20.00	20.00	19.50	18.50	18.50	17.00	18.00	17.50	19.50	19.50	19.50
1973	20.00	21.50	19.00	16.50	19.00	20.00	22.50	29.00	31.50	35.00	35.50	35.50	35.50
1974	35.50	39.50	41.00	37.50	37.50	33.50	35.50	42.50	47.00	52.00	50.00	55.00	55.00
1975	50.50	48.50	50.00	56.00	55.50	49.00	45.00	49.50	50.50	46.50	46.00	45.50	45.50
1976	48.00	49.00	48.00	45.50	45.50	64.50	65.00	62.50	65.50	59.50	61.00	60.50	60.50
1977	65.00	58.50	62.50	55.50	51.50	51.00	44.00	41.50	40.50	35.00	35.50	35.50	35.50
1978	37.00	35.50	40.00	36.50	36.50	33.50	32.00	31.50	29.50	29.50	30.00	29.00	29.00

ALFALFA HAY (BALED): PRICES RECEIVED BY FARMERS, MONTHLY AND SEASON AVERAGE,
BY STATE AND UNITED STATES, 1949-78

YEAR	JAN	FEB	MAR	APR	MAY	JUN	JUL	AUG	SEP	OCT	NOV	DEC	SEASON AVERAGE
DOLLARS PER TON													
TENNESSEE													
1949	36.40	36.00	36.00	34.50	32.30	29.00	28.00	27.30	25.30	25.50	26.90	27.10	
1950	27.10	27.70	27.20	27.60	27.00	26.20	26.40	27.00	28.00	28.50	29.70	30.80	
1951	32.00	34.20	35.00	35.90	33.40	32.80	32.00	32.80	35.10	35.50	38.00	38.70	
1952	42.20	43.10	43.20	43.00	40.50	39.00	38.00	42.10	41.10	41.10	41.60	43.10	
1953	43.00	42.70	42.20	40.80	37.40	32.40	31.10	30.20	30.90	32.10	34.00	37.00	
1954	37.70	38.10	38.50	36.60	34.70	32.60	31.00	33.60	36.00	36.60	37.90	38.60	
1955	38.30	38.70	37.70	37.70	36.50	33.60	31.70	31.30	29.60	30.70	31.60	31.80	
1956	33.00	33.00	32.50	32.50	32.50	30.10	28.90	30.00	29.80	31.30	31.80	32.40	
1957	32.80	31.80	31.90	31.40	30.00	29.50	29.40	29.00	28.90	29.60	30.60	30.80	
1958	31.40	32.80	32.90	33.70	31.70	28.60	27.80	27.90	27.20	28.00	29.00	28.80	
1959	29.40	30.20	29.40	28.80	27.50	26.90	27.20	26.70	26.70	27.60	28.50	27.50	
1960	28.70	29.20	31.60	30.40	29.80	28.70	28.80	29.40	29.90	30.70	31.10	32.30	
1961	33.30	34.00	33.50	32.00	29.50	30.00	29.50	28.50	28.50	29.00	30.50	31.50	
1962	32.00	32.00	32.00	32.00	30.00	30.00	30.00	31.00	33.00	33.50	33.50	34.50	
1963	35.00	36.50	37.50	35.00	32.00	30.50	30.50	30.50	31.00	30.50	32.50	33.00	
1964	34.00	34.50	34.00	33.00	30.50	29.50	29.50	30.00	30.00	31.50	31.50	33.00	
1965	33.50	34.50	34.00	34.00	32.00	31.00	30.50	30.00	30.00	31.00	31.00	32.00	
1966	33.50	34.00	34.00	34.00	32.00	31.00	31.00	32.00	32.50	32.00	33.50	34.00	
1967	35.00	35.00	34.50	33.00	33.00	32.50	33.00	32.50	31.50	32.00	33.00	32.00	
1968	33.00	33.50	33.50	32.50	32.00	31.00	31.50	33.00	33.00	33.50	34.00	35.50	
1969	36.50	36.50	36.50	35.50	34.00	34.00	34.00	34.00	34.00	34.00	34.00	36.00	
1970	36.00	37.00	35.50	35.50	32.50	33.50	34.50	35.00	35.50	35.00	36.50	36.00	
1971	37.50	36.50	35.50	35.50	35.50	34.00	34.00	33.00	35.00	34.50	35.00	36.00	
1972	36.00	36.00	34.00	31.50	33.50	33.00	34.00	32.00	34.00	35.00	34.50	35.00	
1973	38.00	37.50	37.00	35.50	36.00	37.50	39.50	42.00	39.50	41.50	42.00	43.50	
1974	43.50	44.00	49.00	47.50	44.00	44.00	42.50	43.00	44.00	44.50	44.00	47.00	
1975	48.00	51.00	50.50	51.00	49.00	52.00	46.00	49.00	46.50	47.50	47.00	49.50	
1976	48.50	49.50	47.50	47.00	47.00								
1977													
1978													
TEXAS													
1949	35.50	35.50	34.30	31.50	27.20	21.60	21.60	23.00	24.20	25.50	27.00		
1950	29.50	27.70	26.70	26.70	26.30	22.40	22.50	23.00	24.00	24.90	27.70	30.90	
1951	35.10	40.00	42.00	41.20	41.00	31.00	30.50	35.50	40.00	43.50	46.50	48.00	
1952	54.00	52.90	50.00	46.80	41.60	35.80	35.50	40.00	44.60	45.80	48.00	49.00	
1953	50.50	47.50	44.50	38.50	32.00	29.50	30.50	30.00	28.50	30.00	31.00	30.50	
1954	31.50	31.00	30.00	30.50	26.50	24.00	24.00	26.50	29.50	31.00	33.00	34.00	
1955	35.00	36.00	36.00	35.00	34.00	28.00	28.00	27.00	27.50	28.00	28.50	30.50	
1956	32.00	31.00	30.50	30.00	28.50	27.00	29.00	30.50	34.00	37.50	39.50	39.50	
1957	41.00	40.50	39.50	37.50	34.50	26.50	26.50	26.00	27.00	28.00	28.50	31.50	
1958	30.00	30.00	29.50	28.00	26.00	23.00	22.50	23.00	24.00	24.50	25.00	25.50	
1959	27.50	29.00	28.50	28.00	27.00	25.50	24.50	24.00	25.50	26.50	27.50	30.00	
1960	30.00	30.50	33.50	32.50	27.50	26.50	26.50	27.00	27.50	28.50	28.50	29.50	
1961	32.00	31.50	30.00	29.00	26.50	26.00	26.50	25.50	26.00	28.00	29.50	30.50	
1962	30.50	31.00	30.00	30.00	27.50	27.00	27.00	26.50	27.50	28.50	28.00	30.00	
1963	31.50	31.00	31.50	30.50	28.50	29.00	29.00	30.00	31.50	35.50	37.00	37.50	
1964	40.00	41.00	38.00	35.00	30.50	28.50	28.50	32.00	32.00	32.50	33.50	35.00	
1965	34.50	34.50	33.00	32.00	30.00	27.00	27.00	27.00	28.50	27.50	26.50	29.50	
1966	29.50	31.00	31.00	31.00	29.50	29.00	28.50	28.50	28.50	28.50	29.50	31.00	
1967	34.00	34.00	35.00	33.00	30.00	29.00	30.00	31.00	31.00	31.00	32.50	34.00	
1968	34.50	35.00	35.50	34.00	30.00	29.50	29.50	28.00	28.50	30.50	31.00	33.00	
1969	33.50	34.00	35.00	32.50	30.50	30.00	30.00	32.50	32.00	32.50	34.50	34.50	
1970	36.00	35.50	36.00	36.00	33.50	32.00	31.50	34.50	35.00	35.00	36.00	37.50	
1971	37.50	37.50	37.50	42.00	40.00	40.00	38.00	38.00	36.00	36.00	35.00	38.00	
1972	38.50	41.00	37.00	36.50	37.50	36.00	35.50	34.50	33.00	35.50	37.00	41.50	
1973	44.00	47.00	47.00	48.00	40.00	41.00	42.50	47.00	47.00	46.00	51.50	54.00	
1974	56.50	57.50	53.50	53.50	57.00	52.00	55.00	58.50	61.50	61.50	62.00	60.00	
1975	59.50	56.50	54.00	56.00	56.00	54.00	61.00	55.00	54.50	55.50	65.00	61.50	
1976	62.50	67.00	63.00	64.50	66.00	65.00	68.00	67.50	68.50	67.50	67.00	66.50	
1977	72.00	70.00	68.50	69.00	65.00	63.00	65.00	65.00	66.00	63.50	66.50	69.50	
1978	70.00	68.50	67.50	67.50	66.00	64.00	63.00	66.00	67.50	70.00	70.00	72.50	

ALFALFA HAY (BALED): PRICES RECEIVED BY FARMERS, MONTHLY AND SEASON AVERAGE,
BY STATE AND UNITED STATES, 1949-78

YEAR	JAN	FEB	MAR	APR	MAY	JUN	JUL	AUG	SEP	OCT	NOV	DEC	SEASON AVERAGE
DOLLARS PER TON													
UTAH													
1949	30.30	40.00	38.00	33.50	30.00	25.50	22.00	19.70	20.00	20.00	20.70	20.60	
1950	21.60	20.00	18.30	18.30	18.80	20.00	22.00	22.50	22.50	22.90	22.90	24.00	
1951	25.00	25.00	24.50	25.80	27.00	25.00	25.00	25.00	25.00	26.00	29.40	34.40	
1952	41.80	39.50	40.00	46.00	46.00	29.00	26.00	24.00	24.00	24.90	25.50	21.60	
1953	24.50	22.30	20.30	20.00	20.00	20.60	20.00	19.50	18.70	19.00	20.00	21.00	
1954	22.00	21.00	21.00	19.60	21.00	19.60	20.80	20.70	21.80	22.20	23.50	21.00	
1955	25.20	24.70	24.70	24.60	25.50	25.00	23.00	21.80	22.40	22.60	22.70	24.00	
1956	23.70	23.30	22.80	22.00	22.30	22.00	20.30	19.30	20.00	20.80	23.00	24.00	
1957	24.70	24.20	23.30	21.90	22.00	22.00	17.40	15.80	15.20	16.60	17.30	17.80	
1958	18.50	16.60	16.10	16.40	16.30	15.70	15.80	15.50	16.30	16.70	16.90	17.70	
1959	18.20	18.00	18.00	18.00	18.50	20.70	22.20	22.50	23.20	24.00	24.70	26.00	
1960	27.00	27.50	26.50	26.50	26.70	26.70	26.40	26.40	27.00	27.00	28.00	28.50	
1961	28.00	28.00	27.50	26.50	27.50	26.00	26.50	26.00	25.50	25.00	26.00	25.50	
1962	26.00	25.50	24.50	24.00	23.50	22.00	21.00	19.00	19.00	19.50	20.00	19.50	
1963	20.00	20.50	21.50	21.00	21.00	21.00	20.50	20.00	20.00	20.00	20.50	20.50	
1964	22.00	22.00	22.50	22.50	23.50	23.00	20.50	20.00	20.00	20.00	21.00	23.00	
1965	24.00	24.50	23.50	24.00	24.00	23.00	22.00	22.00	22.00	22.50	23.00	24.00	
1966	25.00	25.50	26.00	25.00	25.00	24.50	25.00	26.00	27.50	27.00	28.00	29.00	
1967	29.50	28.50	29.00	28.00	29.00	27.00	25.00	23.00	22.00	22.50	22.50	22.50	
1968	23.00	23.00	21.50	22.00	21.50	22.00	21.00	20.50	21.00	21.00	21.00	22.50	
1969	23.00	24.00	24.00	24.00	25.50	23.50	23.00	23.00	23.50	24.00	25.00	25.00	
1970	25.50	26.00	26.00	25.50	25.50	25.50	24.00	24.00	24.50	24.50	25.50	25.50	
1971	27.00	28.50	28.50	29.50	29.00	28.50	28.00	28.00	28.00	28.00	30.50	33.50	
1972	35.00	37.00	36.50	35.00	33.00	33.00	33.00	33.50	33.50	34.50	35.50	38.50	
1973	39.00	41.50	42.50	42.00	41.00	36.50	36.00	37.50	38.50	39.50	41.50	43.50	
1974	45.00	45.00	46.00	46.50	46.00	45.00	45.50	46.50	47.50	48.00	49.00	49.50	
1975	48.50	48.50	48.00	48.50	55.50	60.00	52.00	50.50	51.00	51.50	51.00	51.50	
1976	52.00	53.50	54.50	55.50	56.50	53.50	53.00	54.50	54.50	53.50	54.00	56.00	
1977	56.00	57.00	59.50	61.00	65.50	66.50	63.50	61.00	56.50	54.50	56.00	55.50	
1978	56.00	54.50	54.00	50.50	50.50	49.00	47.50	46.50	45.00	46.00	45.50	48.00	
VERMONT													
1949	35.50	35.50	37.00	37.00	36.00	37.00	38.50	43.00	45.00	45.50	44.50	44.50	
1950	44.50	44.50	44.50	44.50	44.00	42.00	42.00	41.00	40.00	40.00	39.50	39.50	
1951	39.50	40.00	40.00	39.50	38.50	38.50	37.50	37.00	36.00	36.50	36.50	37.50	
1952	37.50	36.00	36.00	36.00	35.00	35.00	34.50	35.00	36.00	36.00	35.50	36.50	
1953	35.00	33.50	31.00	32.50	31.00	31.50	32.00	33.50	33.50	35.00	35.00	37.00	
1954	37.00	40.00	40.00	40.00	40.00	38.00	37.00	35.00	34.00	35.00	37.00	39.00	
1955	39.00	39.50	39.00	38.00	37.50	37.00	37.00	35.00	35.00	35.00	35.50	36.00	
1956	35.50	35.50	34.50	34.00	34.00	34.00	33.50	34.00	35.00	36.00	36.50	37.00	
1957	38.00	39.00	39.00	39.00	39.50	38.00	36.50	38.00	39.00	40.00	40.50	41.00	
1958	41.00	41.00	40.50	40.00	39.00	38.00	38.50	36.00	36.00	36.00	37.00	37.00	
1959	37.00	37.00	36.50	35.50	34.00	34.00	36.00	35.50	36.00	37.00	37.00	37.00	
1960	37.00	36.50	36.50	36.00	36.50	36.50	34.00	33.00	32.00	32.50	33.00	33.50	
1961	35.50	35.50	35.00	34.00	34.00	33.00	32.50	32.50	32.00	32.00	32.50	32.50	
1962	32.50	33.00	32.50	31.00	30.50	30.00	32.00	33.00	34.50	35.00	35.50	36.00	
1963	37.00	38.00	41.00	44.00	43.00	39.50	34.00	33.50	34.50	35.00	35.50	36.50	
1964	36.50	38.00	38.00	37.50	36.50	36.00	35.00	36.50	36.50	37.50	38.00	38.00	
1965	39.00	39.00	39.50	40.00	40.00	40.00	40.50	42.00	42.00	42.50	42.50	43.00	
1966	43.00	44.00	45.00	44.50	44.00	44.00	39.00	33.50	33.00	34.00	34.50	34.00	
1967	33.50	33.00	32.00	30.50	29.00	29.00	29.00	27.00	27.50	28.00	29.50	29.50	
1968	29.50	30.00	29.00	28.50	27.00	26.50	27.50	28.00	28.50	29.50	30.00	30.00	
1969	31.00	31.00	31.00	31.00	29.50	29.00	29.50	29.50	30.50	31.50	32.00	32.00	
1970	33.50	34.50	35.50	37.00	39.00								
1971													
1972													
1973													
1974													
1975													
1976													
1977													
1978													

ALFALFA HAY (BALED): PRICES RECEIVED BY FARMERS, MONTHLY AND SEASON AVERAGE,
BY STATE AND UNITED STATES, 1949-78

YEAR	JAN	FEB	MAR	APR	MAY	JUN	JUL	AUG	SEP	OCT	NOV	DEC	SEASON AVERAGE
DOLLARS PER TON													
VIRGINIA													
1949	34.50	36.00	34.50	33.50	33.50	30.50	30.00	30.50	31.00	31.00	31.00	32.00	
1950	32.00	31.50	31.50	32.50	31.50	31.50	30.00	31.00	32.00	32.00	32.50	34.00	
1951	36.70	39.70	39.50	38.50	37.20	34.30	33.20	34.70	35.50	38.00	40.80	41.50	
1952	43.70	45.90	46.60	45.10	42.80	38.00	37.00	40.60	41.40	42.00	42.30	43.00	
1953	45.00	43.00	42.30	41.60	38.50	35.40	37.10	38.70	41.40	44.10	46.00	46.80	
1954	47.60	47.00	47.00	46.90	44.00	40.00	40.00	42.20	44.00	45.50	45.90	46.60	
1955	47.50	46.00	45.00	45.00	44.00	41.20	39.60	39.00	36.80	35.70	37.00	37.00	
1956	36.00	36.30	36.00	35.40	34.40	35.00	33.90	34.00	34.50	35.80	36.70	37.20	
1957	36.60	36.60	36.30	35.20	33.80	32.80	32.40	34.80	39.30	39.80	39.10	39.30	
1958	39.40	39.80	39.00	40.00	38.00	33.50	33.50	33.50	32.00	33.00	32.50	33.50	
1959	34.00	32.00	31.50	31.50	29.50	29.00	30.50	31.50	31.50	32.00	32.50	33.50	
1960	32.50	32.00	32.50	33.50	31.50	31.00	30.00	32.50	34.50	36.00	36.00	36.00	
1961	36.00	37.50	37.00	37.00	36.00	33.00	33.50	33.50	33.50	34.50	34.00	34.50	
1962	35.50	35.00	35.50	35.00	33.50	34.50	34.00	34.50	36.00	36.50	38.00	37.00	
1963	38.50	38.00	39.50	39.00	42.00	40.00	44.00	46.50	50.00	48.50	49.50	49.50	
1964	50.00	49.50	49.50	47.00	45.00	40.00	42.00	40.50	43.00	44.50	43.50	44.00	
1965	42.50	44.00	44.00	42.50	42.50	40.50	39.00	38.00	39.50	40.00	40.00	41.00	
1966	41.00	41.00	41.00	41.00	41.00	39.00	39.00	41.00	43.00	43.50	43.00	44.50	
1967	45.50	44.00	43.00	43.00	43.00	42.00	41.00	40.50	40.50	39.00	41.00	41.00	
1968	41.50	41.50	41.00	40.00	39.50	39.50	37.50	38.50	38.00	40.00	40.00	40.00	
1969	40.50	41.50	41.00	41.50	40.00	40.00	40.00	39.00	39.50	40.00	39.00	40.00	
1970	40.50	42.50	41.50	40.00	39.00	39.00	41.00	41.00	40.50	41.50	43.00	42.50	
1971	43.50	43.50	43.50	43.00	43.00	42.50	43.00	43.50	42.50	43.50	44.00	42.00	
1972	43.00	43.50	42.50	42.00	41.50	40.50	39.80	42.00	43.00	43.50	43.50	43.00	
1973	46.00	46.50	47.00	47.50	46.00	44.00	43.50	46.00	47.50	49.50	49.00	49.50	
1974	47.50	49.50	50.00	51.50	50.00	48.00	48.00	51.00	53.50	53.00	53.50	54.50	
1975	52.00	55.00	57.00	58.50	58.00	57.00	58.50	58.50	54.50	53.50	56.00	56.50	
1976	58.00	58.50	57.00	55.00	52.50								
1977													
1978													
WASHINGTON													
1949	30.00	31.90	30.50	28.00	25.70	23.00	24.60	25.00	25.40	26.90	27.50	28.50	
1950	29.70	29.40	30.50	32.00	31.70	26.60	26.60	26.40	27.20	27.40	27.40	29.00	
1951	28.20	27.10	26.20	26.20	26.50	25.00	25.20	25.10	26.70	28.20	29.50	31.50	
1952	36.00	37.50	36.00	36.00	35.30	29.40	26.70	27.20	27.70	29.00	31.50	34.00	
1953	34.50	31.50	27.50	27.50	26.50	22.00	22.50	23.30	20.00	20.00	20.00	20.60	
1954	21.20	20.50	20.00	20.00	21.60	19.80	19.00	19.60	21.40	23.80	25.10	26.50	
1955	27.00	26.60	25.60	29.00	30.50	25.10	25.30	25.50	27.00	27.70	29.70	29.80	
1956	35.00	35.00	36.00	37.50	35.50	25.50	25.60	25.00	25.00	25.10	25.10	26.30	
1957	25.50	24.50	20.60	19.70	19.10	17.50	17.00	16.00	14.90	15.50	16.50	15.60	
1958	15.10	13.80	13.80	15.60	15.00	15.20	15.60	16.20	16.90	18.80	20.00	20.90	
1959	21.80	22.40	21.30	21.50	21.50	22.00	22.50	23.00	23.50	25.00	27.00	28.50	
1960	29.00	28.50	27.50	27.70	28.30	23.00	21.90	22.30	24.00	24.00	24.20	24.30	
1961	24.60	23.50	23.00	22.00	21.50	20.50	20.00	21.50	22.00	21.50	21.50	21.00	
1962	21.50	21.50	21.00	22.50	23.00	21.50	21.00	21.50	21.50	22.00	23.50	25.00	
1963	27.50	28.00	29.00	28.50	28.00	23.00	21.50	22.00	22.00	23.00	23.50	24.50	
1964	24.50	25.00	24.00	24.00	23.30	22.50	22.00	22.00	23.00	23.50	24.00	24.00	
1965	25.00	26.00	25.00	24.50	24.00	23.00	22.00	22.00	22.00	23.00	23.50	24.00	
1966	23.50	25.00	25.00	25.00	25.00	24.00	24.00	25.00	25.00	25.30	25.50	26.50	
1967	26.50	26.50	25.50	24.50	25.00	25.00	24.50	24.00	24.00	24.50	24.00	24.50	
1968	24.50	24.50	24.50	24.50	25.00	24.50	24.50	25.00	26.00	25.50	25.50	26.00	
1969	27.50	35.50	38.00	37.50	32.50	28.00	26.00	26.50	27.00	27.00	27.00	27.00	
1970	27.50	28.50	28.00	28.00	27.50	26.00	25.50	25.50	26.00	25.50	25.50	25.50	
1971	26.00	26.50	27.00	28.50	35.00	29.50	28.50	28.50	28.00	28.50	30.00	31.00	
1972	32.00	35.00	34.00	32.00	31.50	28.50	28.50	29.00	30.00	31.00	32.00	37.50	
1973	38.50	39.50	39.50	39.50	39.50	37.00	49.00	63.50	70.50	70.00	71.00	72.00	
1974	74.50	75.00	72.50	73.00	69.50	67.50	64.00	61.00	58.00	56.00	56.50	55.50	
1975	53.50	52.00	54.00	55.00	63.00	62.00	60.00	53.50	56.00	59.00	58.00	59.00	
1976	64.00	63.50	70.00	75.00	67.00	65.00	67.50	63.50	66.00	69.00	71.00	71.00	
1977	69.50	69.50	69.00	69.00	69.50	65.00	63.00	56.50	56.00	51.00	56.00	55.00	
1978	55.00	55.00	52.00	50.00	42.50	52.50	50.00	49.00	47.00	48.50	50.00	50.50	

ALFALFA HAY (BALED): PRICES RECEIVED BY FARMERS, MONTHLY AND SEASON AVERAGE,
BY STATE AND UNITED STATES, 1949-78

YEAR	JAN	FEB	MAR	APR	MAY	JUN	JUL	AUG	SEP	OCT	NOV	DEC	SEASON AVERAGE
DOLLARS PER TON													
WEST VIRGINIA													
1949	52.90	29.50	28.00	27.00	28.50	24.00	22.00	25.90	26.80	26.80	27.50	27.50	
1950	27.50	27.50	27.40	26.50	25.10	27.00	27.00	27.00	27.00	27.50	28.50	31.00	
1951	32.00	34.00	37.50	36.00	35.00	32.50	31.80	31.20	30.50	32.30	32.50	34.00	
1952	34.20	35.00	35.50	34.40	32.50	32.00	30.50	34.50	34.50	34.90	36.00	36.80	
1953	38.80	39.70	39.90	41.50	38.70	32.00	32.00	32.00	35.30	38.90	39.80	42.80	
1954	43.90	44.80	46.20	46.20	42.50	40.00	36.30	38.90	38.00	37.00	38.00	38.20	
1955	40.40	39.20	37.60	35.10	34.00	33.00	32.20	35.00	33.00	34.00	34.30	33.50	
1956	34.00	34.50	33.50	33.00	33.20	34.00	33.80	33.50	31.80	31.00	32.50	33.80	
1957	34.80	34.00	33.30	30.70	32.80	30.00	29.70	33.00	33.40	33.60	36.00	35.70	
1958	36.00	36.20	35.40	34.10	33.00	32.90	30.80	31.80	31.30	29.70	31.30	30.80	
1959	31.00	31.00	31.50	30.30	29.70	29.70	29.70	30.50	31.80	31.40	31.50	31.00	
1960	31.00	31.50	32.00	32.00	30.50	30.00	29.40	29.00	29.50	31.20	31.20	32.20	
1961	32.20	34.00	33.00	34.00	32.00	31.00	30.00	28.50	29.00	29.50	31.00	30.00	
1962	30.50	32.50	31.50	30.50	29.00	28.50	29.00	33.00	34.50	34.50	35.00	37.00	
1963	38.00	38.00	39.00	38.00	38.00	37.50	38.50	39.00	40.50	41.00	44.00	46.00	
1964	44.50	45.00	44.50	42.00	41.00	37.00	36.00	38.00	39.00	38.00	38.50	41.00	
1965	39.50	41.00	41.00	40.50	38.50	35.50	35.00	37.50	39.50	40.50	40.50	41.50	
1966	42.00	41.50	41.50	40.00	40.00	39.00	40.00	42.50	42.50	45.00	44.50	46.00	
1967	45.50	46.00	46.50	45.00	46.00	42.00	41.50	39.50	39.50	39.00	38.00	39.50	
1968	40.00	40.00	40.50	39.50	38.00	35.50	34.50	35.00	34.50	35.50	37.00	38.00	
1969	38.00	37.50	37.00	35.50	34.00	32.50	32.50	32.50	32.50	34.50	33.50	34.50	
1970	35.00	37.00	37.00	36.00	35.00	35.00	35.00	35.00	37.00	37.00	36.00	36.50	
1971	37.00	39.00	40.50	39.50	39.00	39.00	36.00	38.00	37.50	38.50	39.00	37.00	
1972	39.00	38.00	39.00	39.00	37.00	37.00	36.50	35.50	34.50	36.50	37.50	39.50	
1973	40.50	42.00	42.50	43.50	42.00	41.00	38.00	38.50	39.50	40.00	42.50	44.50	
1974	43.00	44.50	45.50	46.00	43.50	44.00	42.50	44.00	45.50	47.50	48.00	50.50	
1975	51.50	57.00	62.50	59.00	59.00	53.50	51.50	49.00	50.00	51.00	50.00	51.00	
1976	55.50	56.00	60.50	61.50	55.50								
1977													
1978													
WISCONSIN													
1949	30.10	30.60	32.40	29.20	27.20	24.30	23.90	24.50	23.50	24.60	21.00	24.30	
1950	24.00	22.80	23.70	23.80	25.30	24.70	21.70	23.50	21.70	21.20	22.60	22.10	
1951	23.90	24.70	23.50	23.50	21.60	20.80	16.50	17.60	16.60	17.50	17.00	18.00	
1952	18.20	18.00	17.00	17.00	17.30	16.30	16.10	17.90	20.60	20.70	21.20	20.70	
1953	21.30	21.30	19.60	19.40	19.30	18.20	19.90	19.00	19.00	19.00	21.10	21.10	
1954	22.90	22.60	22.30	22.30	21.20	20.00	18.40	19.20	20.30	20.30	20.00	22.00	
1955	22.90	21.40	20.90	20.30	20.50	18.60	18.10	18.00	18.00	18.50	19.60	19.50	
1956	18.50	19.10	18.40	17.40	18.00	16.60	16.20	16.10	17.30	17.80	16.80	17.60	
1957	18.50	18.50	17.50	16.80	17.00	15.10	14.70	15.80	14.00	15.00	16.10	16.40	
1958	16.00	15.90	15.60	15.60	15.10	16.70	17.80	18.70	20.50	22.00	21.60	22.20	
1959	25.40	25.00	23.50	24.60	20.00	18.00	16.30	16.00	16.30	17.20	17.10	17.70	
1960	18.60	18.90	18.50	19.00	19.50	20.00	18.00	18.00	16.00	16.40	16.20	17.50	
1961	19.00	17.50	17.50	17.00	16.00	16.50	16.30	17.00	17.00	18.50	19.00	18.50	
1962	20.00	19.00	20.00	20.00	19.00	16.50	15.00	15.50	16.50	17.50	17.00	17.50	
1963	17.50	18.50	18.50	18.00	17.00	17.00	19.00	20.00	21.50	22.00	22.50	22.50	
1964	22.50	22.50	22.50	22.00	21.50	19.50	19.00	20.50	23.00	22.00	22.00	22.50	
1965	22.50	23.50	25.00	26.00	27.00	25.00	25.50	25.50	24.50	24.50	24.50	25.00	
1966	26.00	26.50	26.50	26.00	26.00	25.00	22.00	21.00	21.00	21.00	21.00	21.50	
1967	22.50	23.00	23.00	22.50	21.00	21.00	19.50	19.00	19.00	19.00	19.00	20.50	
1968	20.50	20.00	21.00	20.00	20.00	20.00	18.00	18.00	18.50	18.00	17.50	18.00	
1969	18.50	19.00	18.50	19.00	18.50	18.00	17.00	16.50	17.00	18.00	18.00	18.50	
1970	19.50	20.00	20.50	20.00	19.50	18.50	17.50	17.50	19.00	20.50	20.50	20.50	
1971	20.50	21.50	21.50	22.00	22.00	21.00	20.00	20.00	20.00	21.00	21.50	21.50	
1972	23.50	23.00	23.00	23.00	23.00	23.00	23.00	25.00	26.00	26.00	30.00	31.00	33.00
1973	37.00	36.00	34.50	32.50	31.50	27.50	28.00	28.50	27.50	29.00	30.50	30.50	
1974	32.00	33.00	33.00	34.00	33.00	29.00	29.00	30.00	30.00	31.50	32.00	37.00	
1975	37.00	38.50	40.50	43.00	47.00	47.00	45.50	49.00	53.50	54.00	50.00	49.50	
1976	50.50	52.50	52.50	51.00	52.00	57.00	62.00	64.50	69.00	72.00	78.50	80.50	
1977	84.50	85.50	87.50	82.50	78.50	73.50	59.50	52.00	50.00	50.50	49.00	50.00	
1978	52.50	49.50	47.00	46.50	43.00	40.00	37.00	35.50	34.00	35.50	35.50	36.00	

ALFALFA HAY (BALED): PRICES RECEIVED BY FARMERS, MONTHLY AND SEASON AVERAGE,
BY STATE AND UNITED STATES, 1949-78

YEAR	JAN	FEB	MAR	APR	MAY	JUN	JUL	AUG	SEP	OCT	NOV	DEC	SEASON AVERAGE
DOLLARS PER TON													
WYOMING													
1949	31.40	34.70	30.30	27.30	26.20	22.50	21.50	21.50	21.50	22.50	22.60	22.60	
1950	23.00	22.50	21.00	22.00	21.00	22.00	22.80	22.90	23.70	24.10	24.70	25.00	
1951	25.20	25.80	25.80	26.50	26.50	24.50	24.50	24.50	25.00	26.50	26.00	29.50	
1952	34.00	35.50	34.50	35.50	35.00	33.00	28.50	31.00	33.00	32.00	31.50	31.80	
1953	29.60	29.00	26.00	26.00	24.00	25.50	23.00	23.00	21.00	20.50	20.50	20.50	
1954	22.20	21.50	20.50	21.50	21.60	21.20	23.20	23.20	24.70	25.00	25.60	24.70	
1955	24.00	24.50	25.00	24.50	25.50	25.50	23.00	21.50	19.70	19.30	20.30	20.00	
1956	20.00	20.00	20.00	19.90	19.00	17.60	16.70	18.10	18.70	19.80	20.20	20.00	
1957	20.00	20.00	19.00	19.00	18.00	17.50	17.00	16.00	16.00	14.70	15.30	14.20	
1958	14.20	14.20	14.00	13.30	13.00	13.50	12.50	13.50	14.00	13.50	13.00	13.00	
1959	14.50	14.50	15.00	15.00	15.00	16.00	16.00	20.00	23.60	23.40	23.00	23.50	
1960	24.00	24.00	23.30	23.00	22.20	21.60	24.00	26.00	26.50	26.50	27.00	27.00	
1961	27.00	25.50	25.00	23.50	22.50	22.00	22.00	22.50	22.50	23.00	23.00	23.00	
1962	23.00	23.00	22.50	22.50	22.00	20.00	19.50	17.00	17.00	17.00	17.50	17.50	
1963	18.00	18.00	17.50	17.50	17.00	16.50	16.50	17.00	17.50	18.00	18.50	18.50	
1964	18.50	19.00	18.50	18.50	19.00	18.50	18.00	18.50	19.00	19.50	19.50	21.50	
1965	23.50	24.00	22.50	22.50	22.50	21.50	20.00	19.50	21.00	22.00	21.00	22.00	
1966	22.50	23.00	24.00	24.00	25.00	27.00	28.00	29.00	30.00	29.00	29.00	29.00	
1967	29.50	28.50	27.00	26.00	26.00	25.50	21.00	19.50	18.50	18.50	18.50	19.00	
1968	22.00	19.00	19.50	19.50	18.50	18.50	17.50	17.50	17.50	19.00	20.50	20.50	
1969	20.50	20.50	21.00	22.00	20.50	20.50	21.00	21.00	22.00	24.00	24.00	25.00	
1970	26.50	25.50	25.50	24.50	26.00	22.00	21.50	23.00	22.50	23.00	24.00	25.00	
1971	25.00	24.50	24.00	25.00	25.00	25.00	25.00	25.50	25.50	25.00	25.00	25.00	
1972	25.00	27.00	27.00	27.00	26.00	26.00	27.00	28.00	29.00	29.00	30.00	32.00	
1973	35.00	38.00	39.50	37.00	37.00	34.00	35.50	41.00	43.00	44.50	44.00	46.50	
1974	50.00	47.00	49.50	45.00	42.00	42.00	44.00	49.50	55.50	53.00	52.00	51.50	
1975	50.50	42.50	42.50	46.00	53.00	50.00	50.00	50.00	49.50	50.00	50.00	52.00	
1976	54.00	54.50	52.50	53.00	53.00	55.50	52.00	54.00	54.00	56.50	56.00	57.50	
1977	57.50	57.00	57.00	59.00	55.00	55.00	52.00	50.00	48.00	44.00	48.50	45.00	
1978	45.00	45.00	45.00	43.00	42.00	41.00	42.00	41.50	42.00	43.50	46.00	48.00	

OTHER HAY (BALED): PRICES RECEIVED BY FARMERS, MONTHLY AND SEASON AVERAGE,
BY STATE AND UNITED STATES, 1972-78

YEAR	JAN	FEB	MAR	APR	MAY	JUN	JUL	AUG	SEP	OCT	NOV	DEC	SEASON AVERAGE
DOLLARS PER TON													
UNITED STATES													
1972	26.80	27.00	26.40	25.50	27.00	26.40	24.50	26.00	26.60	27.50	28.80	30.60	
1973	31.90	32.90	32.40	30.60	31.00	29.80	31.00	33.10	35.30	37.60	39.20	39.50	
1974	39.90	39.80	39.20	38.30	41.90	38.90	40.20	41.80	43.40	44.40	44.30	44.90	
1975	44.70	44.20	44.20	46.10	46.80	45.30	43.50	44.10	43.80	43.20	44.20	45.20	
1976	46.40	46.70	46.10	44.90	48.00	47.70	47.70	47.80	49.40	50.40	50.70	50.90	
1977	52.90	54.80	55.40	52.60	52.40	50.10	48.10	46.20	45.70	44.00	44.30	45.20	
1978	46.40	48.00	47.80	46.70	47.20	43.80	42.60	43.30	41.60	40.90	41.00	42.60	
ALABAMA													
1972	30.00	30.00	28.50	28.00	28.00	27.50	28.00	29.00	28.50	29.50	30.00	31.00	
1973	33.50	33.50	34.50	32.00	32.00	32.00	32.00	33.00	33.00	31.50	34.00	35.00	
1974	35.00	35.00	34.00	34.50	34.00	36.00	37.00	38.50	40.50	41.00	43.50	44.50	
1975	45.00	44.50	44.00	44.00	41.50	40.00	40.00	41.00	41.00	40.50	40.00	42.50	
1976	42.50	43.50	43.00	40.50	40.50								
1977													
1978													
ARIZONA													
1972	31.50	32.00	33.00	31.00	30.00	30.00	30.50	31.50	32.00	32.00	33.50	34.50	
1973	39.00	40.00	40.00	36.00	36.00	36.00	36.00	36.00	35.00	37.00	38.00	39.00	
1974	39.50	40.50	44.00	42.00	43.00	43.00	43.00	38.50	38.50	38.50	38.50	38.50	
1975	38.00	38.00	37.00	35.00	32.00	30.00	35.00	35.00	40.00	45.00	46.00	41.00	
1976	45.00	45.00	45.00	45.00	50.00	50.00	50.00	50.00	50.00	50.00	50.00	50.00	
1977	50.00	50.00	50.00	55.00	60.00	60.00	60.00	54.00	45.00	40.00	50.00	55.00	
1978	53.00	53.00	55.00	57.00	54.00	53.50	54.50	52.00	52.00	48.00	51.00	50.50	
ARKANSAS													
1972	24.50	25.50	26.50	25.50	24.00	23.00	24.00	25.00	27.00	25.50	26.00	29.00	
1973	32.00	31.50	33.00	33.50	30.00	28.50	28.50	28.00	29.00	31.00	33.50	36.00	
1974	40.50	39.00	42.00	40.00	37.00	37.50	39.00	37.00	41.00	40.00	46.50	43.50	
1975	42.00	47.00	43.50	47.50	47.00	48.00	43.00	44.50	43.50	46.00	43.00	44.50	
1976	44.50	43.50	39.50	41.00	37.00	41.00	36.00	38.00	50.00	46.50	44.50	46.00	
1977	46.00	52.50	56.00	50.00	51.50	46.00	47.50	42.50	42.00	38.50	39.50	36.50	
1978	34.50	40.00	37.00	39.00	36.50	38.50	36.00	35.50	35.00	38.50	40.00	40.50	
CALIFORNIA													
1972	33.50	31.50	29.50	32.00	31.00	31.00	30.00	29.00	29.00	31.00	32.00	32.50	
1973	35.00	36.50	34.50	34.00	34.50	34.50	36.50	38.50	41.50	49.50	55.00	60.00	
1974	65.00	58.50	59.50	60.00	57.50	55.50	54.00	52.00	53.50	57.00	55.00	54.00	
1975	55.50	58.50	57.00	54.50	52.00	50.00	49.00	48.50	49.00	48.50	50.50	56.00	
1976	56.50	65.50	68.50	65.00	59.50	63.00	63.50	63.00	64.00	61.50	59.00	60.00	
1977	60.00	61.00	65.00	68.00	67.00	64.50	61.50	49.50	50.00	45.00	44.00	40.00	
1978	41.00	38.50	37.50	40.00	48.50	49.00	45.50	47.00	44.00	35.00	37.00	39.50	
COLORADO													
1972	37.00	37.00	38.00	37.00	38.00	34.00	33.00	34.50	36.00	41.50	41.50	42.00	
1973	46.00	50.00	50.00	51.00	48.00	47.50	44.00	44.00	45.00	45.50	46.00	45.50	
1974	48.50	48.50	47.00	45.00	44.50	45.50	46.00	48.50	52.00	52.50	53.00	55.00	
1975	55.00	54.50	53.00	54.50	57.00	58.00	53.00	53.50	54.00	53.00	52.50	53.50	
1976	54.00	55.00	54.50	53.00	53.50	53.50	54.50	54.00	55.00	55.00	55.00	54.00	
1977	55.50	55.50	56.50	57.00	58.00	57.00	62.00	61.50	60.00	58.00	58.00	56.00	
1978	56.00	54.50	54.50	54.50	51.00	51.00	50.50	50.00	48.50	48.00	47.50	48.50	

OTHER HAY (BALED): PRICES RECEIVED BY FARMERS, MONTHLY AND SEASON AVERAGE,
BY STATE AND UNITED STATES, 1972-78

YEAR	JAN	FEB	MAR	APR	MAY	JUN	JUL	AUG	SEP	OCT	NOV	DEC	SEASON AVERAGE
DOLLARS PER TON													
DELAWARE													
1972	35.50	35.50	36.00	36.00	36.00	36.00	36.00	36.00	36.00	36.00	36.00	36.00	36.00
1973	35.00	34.00	36.00	34.00	34.50	31.50	35.50	36.50	36.00	36.00	36.00	36.00	41.00
1974	38.00	39.50	36.00	36.00	35.50	35.00	35.00	35.00	35.00	35.00	35.50	35.50	40.50
1975	40.50	46.00	44.00	47.00	45.00	43.50	39.00	43.00	43.00	45.50	46.00	46.00	
1976	50.00	51.00	55.00	58.00	59.00								
1977													
1978													
FLORIDA													
1972			33.00			34.00			32.00				35.50
1973			40.00			36.50			41.00				44.00
1974			44.50			52.50			54.00				56.50
1975			59.00			53.00			54.50				55.50
1976													
1977													
1978													
GEORGIA													
1972	33.00	33.00	32.50	32.50	32.00	31.50	32.00	31.00	32.00	32.00	33.50	34.00	
1973	34.00	35.00	34.00	35.00	34.50	35.00	35.00	36.50	35.00	34.00	37.00	39.50	
1974	36.50	37.00	36.00	36.50	35.00	35.50	37.00	35.00	36.50	38.00	35.50	35.50	
1975	38.00	36.00	36.50	36.50	34.50	42.00	41.00	41.50	42.50	41.00	41.50	44.00	
1976	44.00	43.00	40.50	40.50	43.00	44.50	47.00	50.00	54.50	54.50	59.50	55.00	
1977	57.50	58.00	59.00	59.50	59.00	54.00	58.00	58.50	63.50	62.50	66.50	62.00	
1978	61.50	61.50	63.50	60.00	59.00	58.00	58.00	56.50	55.00	55.50	56.00	57.50	
IDAHO													
1972	28.00	29.00	28.00	27.00	27.00	25.00	26.00	26.00	29.00	29.00	29.00	30.00	
1973	31.00	30.00	32.00	30.00	31.00	32.00	42.00	43.00	43.00	48.00	49.00	49.00	
1974	49.00	47.00	45.00	45.00	45.00	45.00	45.00	41.00	40.00	39.00	38.00	39.00	
1975	39.00	38.00	37.00	40.00	34.00	50.00	48.00	43.00	40.50	40.00	40.00	43.00	
1976	43.00	43.00	47.00	45.50	46.50	45.00	45.00	44.00	45.00	45.00	45.00	42.00	
1977	45.00	43.00	45.50	50.00	55.00	50.00	49.50	45.00	42.50	37.00	36.00	36.50	
1978	37.00	37.00	34.50	33.50	33.50	31.00	29.50	30.50	30.00	29.50	29.00	28.50	
ILLINOIS													
1972	24.50	25.00	25.50	25.50	25.50	23.50	22.50	23.50	23.50	24.00	25.00	28.00	
1973	28.00	27.50	28.50	29.00	27.50	27.50	26.00	26.50	26.50	25.00	26.00	28.50	
1974	32.00	33.50	32.50	32.50	31.50	29.50	30.00	33.50	35.00	35.00	36.00	37.50	
1975	41.00	44.00	44.50	40.00	40.50	39.50	38.00	39.00	39.50	40.50	44.50	44.00	
1976	44.00	44.50	42.00	43.50	42.00	44.50	44.00	45.00	45.50	44.00	46.00	47.50	
1977	48.00	51.00	57.00	49.50	45.00	46.00	47.00	46.00	48.00	47.00	46.00	47.00	
1978	48.00	48.00	46.00	44.50	44.50	44.50	47.00	46.00	47.00	48.00	46.50	47.50	
INDIANA													
1972	24.00	24.50	24.50	23.50	22.50	22.50	23.00	23.00	24.00	24.50	24.50	29.00	
1973	31.00	31.50	30.00	28.50	28.50	25.50	27.00	30.50	30.00	29.50	30.50	30.50	
1974	35.00	36.00	34.50	35.50	35.00	34.50	36.00	38.00	40.50	41.50	42.50	46.00	
1975	44.00	47.50	47.50	49.00	49.00	47.00	45.00	44.00	46.50	46.00	46.00	47.00	
1976	47.50	46.50	44.00	43.50	44.50	47.00	49.50	46.50	46.00	48.50	49.50	49.00	
1977	51.00	52.00	54.00	52.50	50.00	46.00	46.50	47.00	43.50	44.00	44.00	47.50	
1978	49.50	52.00	52.00	52.00	48.50	45.50	45.00	44.00	45.50	45.50	47.50	49.50	

OTHER HAY (BALED): PRICES RECEIVED BY FARMERS, MONTHLY AND SEASON AVERAGE,
BY STATE AND UNITED STATES, 1972-78

YEAR	JAN	FEB	MAR	APR	MAY	JUN	JUL	AUG	SEP	OCT	NOV	DEC	SEASON AVERAGE
DOLLARS PER TON													
IOWA													
1972	20.50	21.50	21.00	20.50	19.00	18.50	19.00	19.00	19.50	19.50	19.00	20.50	
1973	22.50	24.00	24.00	24.00	21.50	20.50	20.50	22.50	23.00	23.00	24.00	27.50	
1974	32.00	36.00	36.50	38.50	36.00	31.00	31.50	37.00	36.00	40.50	45.50	51.50	
1975	53.00	51.00	50.00	53.00	51.00	46.00	43.50	45.00	47.50	49.00	48.00	49.00	
1976	52.50	53.50	49.50	48.00	50.00	50.00	52.50	53.50	56.00	58.50	60.00	65.50	
1977	69.50	69.50	69.00	60.00	59.00	53.00	48.00	39.00	31.50	36.00	38.00	39.00	
1978	41.00	40.00	40.00	39.00	39.00	33.00	34.00	33.00	34.50	35.00	40.50	39.00	
KANSAS													
1972	21.00	22.00	22.00	21.00	21.50	21.00	21.00	21.00	21.50	21.50	23.00	24.00	
1973	26.00	27.00	30.00	29.00	26.00	25.00	27.00	33.00	34.50	36.00	38.00	39.50	
1974	41.50	41.50	39.00	36.50	34.00	33.50	39.00	41.00	43.50	47.50	50.00	49.50	
1975	47.00	48.00	44.50	46.00	44.50	44.00	43.00	43.00	43.00	43.50	45.00	45.00	
1976	44.50	44.00	43.00	44.50	46.00	43.00	41.00	40.00	46.00	51.50	49.50	49.00	
1977	50.50	51.00	52.50	50.50	47.50	42.50	43.50	40.50	41.00	37.50	37.50	37.50	
1978	38.00	38.00	37.50	37.50	37.00	38.50	40.00	37.50	37.50	40.50	43.00	44.00	
KENTUCKY													
1972	24.50	26.00	26.00	25.50	24.50	24.50	25.50	26.50	27.50	27.50	28.00	28.50	
1973	31.00	32.00	33.50	32.00	31.50	30.50	32.50	31.00	31.50	31.00	31.50	33.00	
1974	33.00	34.00	35.00	33.50	31.00	32.00	33.00	34.50	35.00	33.00	34.50	36.50	
1975	38.00	37.50	41.50	43.50	38.00	35.50	36.00	39.50	37.50	40.50	38.00	36.50	
1976	40.00	40.50	40.00	40.50	42.00	39.50	39.00	40.50	41.00	40.00	41.00	43.50	
1977	45.50	56.50	59.00	53.50	48.00	42.00	46.00	44.00	42.00	43.50	45.00	43.50	
1978	45.50	49.50	47.00	49.00	45.50	47.50	49.00	44.50	45.00	47.50	48.00	47.00	
LOUISIANA													
1972	26.00	26.00	26.00	25.50	25.00	25.00	26.00	26.00	26.00	26.00	28.00	28.00	
1973	29.00	32.00	34.50	31.50	30.50	30.00	31.50	31.50	32.00	34.00	37.00	38.00	
1974	39.00	38.00	36.00	34.00	33.50	36.50	34.50	39.00	41.00	41.00	43.50	44.50	
1975	46.50	46.50	47.00	47.50	45.00	45.00	45.00	45.00	45.00	46.00	47.00	49.00	
1976	52.00	49.50	45.50	43.50	44.50								
1977													
1978													
MARYLAND													
1972	31.50	32.00	32.00	32.00	31.00	31.00	31.00	31.00	31.00	31.00	31.00	32.00	
1973	33.00	34.00	36.00	34.00	34.50	31.50	35.50	36.50	36.00	36.00	36.50	41.00	
1974	38.00	39.50	36.00	36.00	35.50	35.00	35.00	35.00	35.00	35.00	35.50	40.50	
1975	40.50	46.00	44.00	47.00	45.00	43.50	39.00	43.00	43.00	45.50	46.00	46.00	
1976	50.00	51.00	55.00	58.00	59.00								
1977													
1978													
MICHIGAN													
1972	26.00	29.50	27.00	27.50	27.00	24.50	24.00	23.00	23.00	23.00	23.50	26.50	
1973	26.00	23.50	24.00	27.00	26.50	24.00	23.50	24.50	27.00	27.00	26.50	26.50	
1974	27.50	28.00	27.50	25.50	24.00	23.50	23.50	23.50	31.50	34.00	34.00	34.00	
1975	39.00	37.00	38.00	43.00	52.00	44.50	33.00	32.00	31.00	32.00	29.00	33.00	
1976	34.50	34.50	32.00	31.00	28.00	27.50	28.00	29.50	30.50	33.50	38.00	38.50	
1977	40.00	40.00	40.50	41.00	42.50	42.00	42.00	43.00	46.00	45.00	41.00	46.00	
1978	49.00	55.00	56.50	54.50	62.00	43.00	32.50	32.50	35.50	41.00	40.00	36.50	

OTHER HAY (BALED): PRICES RECEIVED BY FARMERS, MONTHLY AND SEASON AVERAGE,
BY STATE AND UNITED STATES, 1972-78

YEAR	JAN	FEB	MAR	APR	MAY	JUN	JUL	AUG	SEP	OCT	NOV	DEC	SEASON AVERAGE
DOLLARS PER TON													
MINNESOTA													
1972	16.00	16.50	17.00	16.50	18.00	18.00	16.50	17.00	17.00	17.50	18.00	19.50	
1973	21.00	20.50	20.50	20.00	18.00	16.00	15.50	16.50	18.00	18.50	19.50	21.50	
1974	24.50	28.00	27.50	26.50	26.50	26.50	27.00	34.00	35.50	35.50	35.50	39.00	
1975	40.50	41.50	43.00	55.00	65.00	48.00	38.00	40.50	37.00	37.50	38.50	38.00	
1976	39.00	41.00	38.00	31.50	31.50	52.00	48.00	49.00	49.00	53.00	55.50	60.00	
1977	60.00	60.00	65.00	61.00	58.50	48.50	44.50	35.00	34.50	36.50	36.50	35.00	
1978	31.00	33.50	33.00	33.50	36.50	33.00	35.50	34.00	35.00	31.50	31.50	31.00	
MISSISSIPPI													
1972	32.00	32.00	31.00	29.00	28.50	25.00	27.00	28.00	29.00	29.00	31.50	33.00	
1973	36.00	38.50	37.00	30.00	30.00	35.00	29.00	28.00	28.00	31.00	33.00	37.00	
1974	37.50	37.50	35.00	32.50	31.00	34.00	33.00	34.00	34.00	39.00	41.00	45.00	
1975	45.00	42.50	48.50	49.50	49.00	46.00	43.50	43.50	42.00	41.50	42.50	44.00	
1976	46.50	48.00	43.50	44.50	43.00								
1977													
1978													
MISSOURI													
1972	24.00	24.00	23.50	23.00	23.00	22.00	24.00	25.50	24.00	23.50	25.50	28.00	
1973	28.50	32.50	30.00	29.50	27.00	25.00	26.00	28.50	30.00	32.00	34.00	35.00	
1974	36.50	38.00	37.50	37.50	34.00	35.50	35.50	42.00	42.00	40.50	41.50	40.00	
1975	45.50	40.50	44.50	46.50	42.50	40.00	38.50	40.00	38.00	39.00	44.50	47.00	
1976	51.00	45.50	44.00	43.50	39.00	39.50	40.00	39.50	37.50	43.00	47.00	47.00	
1977	54.00	64.00	64.50	62.50	57.00	49.50	44.00	41.50	38.00	40.50	41.50	43.00	
1978	42.50	44.00	44.50	43.50	46.00	39.00	40.00	40.00	38.00	40.00	44.50	45.00	
MONTANA													
1972	30.00	32.50	32.50	30.00	27.00	23.00	24.00	29.00	31.00	31.00	32.00	33.00	
1973	33.00	35.00	32.50	30.50	32.00	33.00	43.50	49.00	53.00	56.00	54.00	57.00	
1974	60.50	62.00	57.50	59.50	60.00	53.00	47.50	47.50	45.00	41.00	41.00	43.50	
1975	45.00	43.00	42.50	46.00	50.00	45.50	46.50	44.50	38.50	39.50	40.00	40.50	
1976	41.50	41.00	41.00	40.00	37.50	40.00	42.50	44.00	43.50	44.00	43.50	46.00	
1977	46.00	47.50	48.00	48.00	47.50	51.00	54.00	57.50	53.50	52.50	52.00	51.50	
1978	54.00	57.50	59.00	56.50	52.00	46.50	43.00	40.50	39.50	37.50	37.00	39.50	
NEBRASKA													
1972	21.00	21.00	20.50	20.50	21.00	20.50	20.50	20.00	21.50	21.50	23.00	26.00	
1973	27.00	28.00	27.00	27.00	24.00	25.00	25.00	28.00	29.00	30.50	32.50	33.00	
1974	34.50	36.00	34.00	33.00	32.50	32.00	34.50	42.00	44.00	45.00	45.50	44.00	
1975	43.00	43.00	43.50	45.00	42.00	38.50	41.00	42.00	43.50	45.50	45.00	47.00	
1976	47.50	48.00	47.00	43.50	45.50	46.00	47.50	51.00	53.50	51.00	52.00	52.00	
1977	51.50	51.50	49.50	46.50	46.00	41.00	38.00	38.00	33.00	32.00	29.00	28.50	
1978	28.50	29.50	30.00	30.50	30.00	27.50	27.00	29.50	30.50	31.00	30.50	33.50	
NEVADA													
1972	28.00	28.00	27.50	27.00	27.00	27.00	27.00	27.00	27.00	27.50	29.00	29.00	
1973	30.00	33.00	35.00	35.00	37.00	34.50	35.50	38.00	45.00	50.00	53.50	55.00	
1974	56.00	56.00	57.50	56.50	54.50	56.00	54.00	52.00	51.00	53.00	51.50	52.50	
1975	49.50	46.00	45.00	46.00	49.50	52.00	49.00	49.00	49.00	49.00	51.00	51.50	
1976	52.00	54.00	61.00	62.50	60.50	60.50	60.50	61.00	61.00	61.00	63.00	61.00	
1977	63.00	63.00	64.00	64.00	65.00	65.00	55.00	50.00	49.00	48.00	48.00	47.00	
1978	47.00	45.00	43.00	40.00	38.00	42.00	45.00	44.00	43.00	41.00	42.00	43.00	

OTHER HAY (BALED): PRICES RECEIVED BY FARMERS, MONTHLY AND SEASON AVERAGE,
BY STATE AND UNITED STATES, 1972-78

YEAR	JAN	FEB	MAR	APR	MAY	JUN	JUL	AUG	SEP	OCT	NOV	DEC	SEASON AVERAGE
DOLLARS PER TON													
NEW JERSEY													
1972	36.00	38.00	38.00	38.00	38.00	34.00	33.50	37.50	38.50	40.00	44.00	49.00	
1973	52.00	51.00	49.50	46.00	48.00	42.00	43.50	43.50	43.50	45.50	46.00	48.00	
1974	46.00	48.00	48.00	46.00	45.00	42.50	43.50	46.00	48.50	50.00	49.50	53.00	
1975	36.00	55.00	51.00	54.50	53.50	53.00	52.00	52.00	53.00	53.00	53.50	56.00	
1976	58.00	59.50	59.50	61.00	61.00								
1977													
1978													
NEW MEXICO													
1972	34.00	36.00	35.00	33.00	29.00	29.00	29.00	29.00	29.00	28.00	29.00	35.00	
1973	36.00	36.00	37.00	36.00	33.00	32.50	30.00	32.00	33.50	33.50	36.50	40.00	
1974	43.00	43.00	45.00	45.00	36.50	34.50	34.50	42.00	45.00	50.00	50.00	55.00	
1975	55.00	55.00	55.00	50.00	50.00	48.00	44.00	43.00	43.00	47.00	50.00	55.00	
1976	50.00	55.00	57.00	51.00			50.00	49.00	53.00	55.00	58.00	60.00	
1977	58.00	62.50	65.00	70.50	65.00	57.50	55.50	48.00	43.00	42.50	45.00	48.00	
1978	53.00	56.00	51.00	53.00	52.00	50.00	51.00	52.00	50.00	55.00	55.00	50.00	
NEW YORK													
1972	26.00	28.50	27.00	26.00	25.00	23.80	26.50	27.50	28.00	29.00	31.00	31.50	
1973	33.50	35.00	34.00	31.50	30.50	29.50	28.50	29.00	31.50	30.00	31.50	30.50	
1974	31.00	31.00	30.00	29.50	30.50	31.00	32.00	33.00	33.00	34.00	35.50	38.50	
1975	37.50	38.50	43.50	47.50	49.50	46.50	46.00	46.00	46.00	44.00	44.00	46.50	
1976	48.00	48.00	48.00	43.50	42.00	39.00	42.50	42.50	43.50	47.00	45.50	46.00	
1977	46.00	47.50	42.00	44.50	40.50	38.00	41.00	43.50	45.50	50.50	51.50	54.00	
1978	60.00	58.50	59.50	61.00	59.00	54.50	50.50	49.50	48.50	48.00	52.00	51.00	
NORTH CAROLINA													
1972	34.00	36.00	35.50	35.50	36.00	36.00	37.50	34.00	36.00	35.00	38.00	39.50	
1973	41.00	40.00	39.00	39.50	39.50	35.00	37.50	37.00	38.00	40.00	43.00	45.00	
1974	48.00	45.00	47.00	43.00	40.00	40.00	42.00	45.50	46.50	50.00	48.00	52.50	
1975	51.00	54.50	52.50	56.50	56.00	56.50	55.50	57.00	52.00	48.50	34.50	52.00	
1976	54.00	53.50	51.00	55.00	54.50								
1977													
1978													
NORTH DAKOTA													
1972	16.50	16.00	15.00	16.00	14.50	16.00	16.00	15.00	16.50	15.50	16.50	17.50	
1973	18.50	16.50	16.50	17.00	18.00	19.00	19.50	25.50	29.00	28.00	28.00	28.00	
1974	28.00	33.00	37.00	39.00	35.00	31.50	33.00	35.00	32.50	35.00	37.50	37.00	
1975	39.50	37.50	38.50	40.00	37.00	34.00	32.50	30.50	34.50	33.50	32.00	33.00	
1976	34.00	31.00	31.50	28.50	30.50	35.00	37.00	36.00	36.50	40.50	41.00	40.50	
1977	47.00	45.50	46.50	47.50	44.00	43.50	35.00	35.00	36.00	32.00	37.00	37.50	
1978	39.00	41.50	44.00	46.50	42.00	36.50	35.00	31.50	29.00	27.00	26.00	28.50	
OHIO													
1972	23.50	25.50	24.00	25.00	25.00	23.50	25.00	22.00	24.00	25.50	25.50	29.00	
1973	31.00	33.00	33.00	29.50	31.00	28.50	27.00	28.00	28.50	29.50	31.50	35.00	
1974	34.00	35.50	35.50	35.50	32.50	32.00	28.50	32.00	34.00	37.00	37.50	38.50	
1975	45.00	45.00	47.50	47.00	49.00	43.50	42.00	42.50	44.00	43.50	47.50	49.00	
1976	49.00	48.50	47.00	41.00	45.00	43.50	43.50	44.50	46.00	46.00	49.50	49.50	
1977	52.00	55.00	55.00	50.50	46.50	44.00	44.50	44.50	49.00	53.00	53.00	55.00	
1978	55.00	58.00	55.00	54.00	55.00	45.00	47.00	45.50	49.00	50.00	50.50	52.50	

OTHER HAY (BALED): PRICES RECEIVED BY FARMERS, MONTHLY AND SEASON AVERAGE,
BY STATE AND UNITED STATES, 1972-78

YEAR	JAN	FEB	MAR	APR	MAY	JUN	JUL	AUG	SEP	OCT	NOV	DEC	SEASON AVERAGE
DOLLARS PER TON													
OKLAHOMA													
1972	25.00	24.00	24.00	23.50	23.50	21.50	22.00	22.00	22.00	25.00	26.00	29.50	
1973	34.50	39.00	38.50	38.50	26.50	28.00	29.00	30.00	29.50	30.00	31.50	35.50	
1974	34.00	36.00	36.00	36.00	37.00	35.50	39.00	39.50	41.00	43.00	43.50	43.50	
1975	44.50	46.00	49.50	47.50	37.50	40.00	35.00	35.00	37.50	39.00	40.50	39.50	
1976	46.00	43.50	43.00	42.00	43.50	44.00	41.50	44.00	45.00	48.50	47.00	48.00	
1977	51.00	52.50	54.00	53.50	47.00	46.50	43.50	41.00	44.50	41.00	43.00	50.00	
1978	53.50	54.00	54.00	55.00	48.00	46.50	41.50	41.50	44.50	50.00	53.50	52.50	
OREGON													
1972	29.50	31.50	29.00	28.00	26.00	26.00	25.00	26.00	27.00	27.00	29.00	32.00	
1973	34.00	36.00	34.00	34.00	33.00	34.00	35.00	41.00	51.50	57.00	55.50	55.50	
1974	56.00	55.50	55.50	56.00	53.50	52.00	53.00	51.00	50.00	50.00	50.00	52.50	
1975	49.00	45.00	43.00	44.50	45.50	47.50	45.50	48.50	46.50	49.50	47.00	49.00	
1976	51.00	53.50	55.00	56.00	58.00	55.00	52.50	53.50	54.00	56.00	57.00	60.00	
1977	58.00	60.50	63.50	62.00	62.50	55.50	53.00	50.00	51.00	50.00	52.00	51.00	
1978	46.50	45.00	42.50	42.50	43.00	38.00	40.00	40.00	37.50	40.00	40.00	44.00	
PENNSYLVANIA													
1972	29.00	28.50	28.50	28.50	25.50	26.00	27.50	29.00	33.00	34.00	35.50	39.50	
1973	39.00	40.00	38.00	34.50	35.50	34.50	29.00	31.50	31.00	31.50	34.50	36.00	
1974	35.50	36.00	35.00	33.50	35.00	31.00	31.50	32.00	33.00	33.00	35.50	41.50	
1975	38.00	42.00	40.00	42.50	44.00	42.00	43.50	43.50	43.00	40.50	44.00	45.00	
1976	46.00	46.50	46.50	46.00	45.50	42.50	41.50	42.50	44.00	44.00	46.00	47.50	
1977	52.50	54.00	53.00	51.50	48.50	51.00	49.50	54.00	58.50	60.00	66.00	65.00	
1978	72.00	76.50	78.00	72.50	72.50	61.50	52.50	52.50	52.00	53.00	52.50	51.50	
SOUTH DAKOTA													
1972	18.00	18.00	18.00	17.50	17.00	16.50	15.50	14.50	14.50	15.00	16.50	17.00	
1973	19.00	19.50	16.00	14.00	18.00	18.00	21.00	25.00	27.00	28.50	28.00	28.50	
1974	30.00	34.50	35.00	32.50	33.00	29.50	32.00	38.50	41.50	44.50	44.50	45.00	
1975	44.00	42.50	43.50	49.00	45.50	36.00	36.00	41.00	40.50	40.00	37.50	39.50	
1976	39.50	43.00	40.50	39.50	41.00	54.50	56.50	56.00	57.00	51.50	53.00	52.00	
1977	53.50	52.00	52.00	46.50	47.00	43.50	39.50	33.50	33.00	29.50	29.00	30.00	
1978	32.00	30.50	33.50	30.50	31.50	29.00	27.00	26.00	21.50	22.50	22.50	20.00	
TENNESSEE													
1972	29.00	30.00	28.50	27.00	27.00	27.00	27.00	26.00	27.00	29.00	29.00	29.50	
1973	30.50	30.00	30.50	30.00	30.50	30.50	32.00	32.00	32.00	32.00	31.50	33.50	
1974	35.50	35.00	38.50	36.00	34.50	36.00	34.00	37.50	37.50	38.00	37.00	40.00	
1975	41.50	43.00	43.50	44.50	43.00	44.00	41.50	42.50	39.50	39.50	40.00	43.50	
1976	42.50	43.50	42.50	42.00	40.00								
1977													
1978													
TEXAS													
1972	29.00	27.00	27.00	27.50	25.00	25.00	25.00	27.00	25.50	25.50	27.00	31.00	
1973	35.50	35.50	36.50	36.50	30.50	32.00	30.50	31.00	32.50	34.00	36.50	37.00	
1974	37.50	38.50	39.50	38.50	40.50	41.00	43.50	43.50	46.00	49.00	50.00	48.50	
1975	49.00	47.00	44.50	47.00	47.00	45.00	45.50	46.50	44.50	40.00	42.50	41.00	
1976	43.50	48.00	47.00	46.00	48.00	43.00	47.00	44.00	41.00	46.00	46.00	45.50	
1977	46.50	49.00	48.50	47.50	45.00	44.00	43.50	45.00	45.50	44.50	45.50	48.50	
1978	50.50	55.50	52.50	51.00	50.00	50.50	47.50	49.00	50.00	52.50	53.00	55.00	

OTHER HAY (BALED): PRICES RECEIVED BY FARMERS, MONTHLY AND SEASON AVERAGE,
BY STATE AND UNITED STATES, 1972-78

YEAR	JAN	FEB	MAR	APR	MAY	JUN	JUL	AUG	SEP	OCT	NOV	DEC	SEASON AVERAGE
DOLLARS PER TON													
UTAH													
1972	27.50	30.50	30.50	29.00	25.00	25.00	25.00	27.50	27.50	28.50	29.50	31.50	
1973	31.50	33.00	35.50	32.50	32.50	30.00	32.50	31.50	32.50	37.50	37.00	37.50	
1974	37.00	39.50	39.00	42.00	40.50	41.00	43.50	42.50	41.50	42.50	43.50	46.00	
1975	42.50	44.50	42.00	44.00	51.00	56.00	47.00	45.00	47.00	47.00	47.00	43.00	
1976	45.50	49.00	49.00	47.00	50.00	45.50	46.50	44.50	47.00	46.00	46.50	49.00	
1977	49.50	47.50	52.00	51.50	55.50	56.50	54.50	53.50	50.00	46.50	48.50	47.50	
1978	48.00	49.00	46.50	45.50	45.50	44.50	40.50	37.50	39.00	37.50	39.50	37.00	
VIRGINIA													
1972	35.50	37.00	36.50	35.00	33.50	33.00	32.50	33.50	34.50	35.00	35.50	35.00	
1973	36.50	39.00	38.00	38.50	38.00	36.00	34.50	37.50	38.50	38.50	32.00	40.50	
1974	39.50	40.00	42.00	42.50	42.00	39.50	38.50	40.50	41.50	41.50	43.50	45.50	
1975	42.50	43.50	45.50	48.00	46.00	45.00	46.00	44.00	43.00	42.50	44.00	47.50	
1976	48.00	48.50	48.50	48.00	44.00								
1977													
1978													
WASHINGTON													
1972	24.00	26.00	26.00	26.00	26.00	25.00	24.50	24.00	25.00	25.00	26.00	28.50	
1973	29.00	30.50	31.00	32.00	32.00	29.00	41.00	54.00	60.50	60.00	60.00	62.00	
1974	62.00	64.50	62.00	62.50	59.50	53.50	52.00	49.50	46.50	47.00	49.50	49.50	
1975	49.50	46.00	46.50	48.00	57.00	53.50	51.50	49.50	48.50	50.50	51.50	51.50	
1976	52.50	52.50	60.00	65.00	60.00	58.50	57.50	56.50	57.50	59.00	58.50	58.50	
1977	59.00	61.50	60.00	59.50	60.50	53.50	50.50	49.00	46.00	45.50	42.00	41.00	
1978	40.00	37.50	32.50	32.50	30.00	40.50	40.50	40.00	35.50	37.50	37.50	35.00	
WEST VIRGINIA													
1972	29.00	32.00	31.00	31.00	30.00	29.00	29.00	29.00	28.00	30.00	31.00	33.00	
1973	33.00	35.00	35.00	35.50	32.40	32.50	28.50	29.50	31.50	30.00	32.00	35.50	
1974	36.00	37.50	37.50	37.00	37.00	38.00	37.50	38.50	37.00	38.50	38.00	39.00	
1975	40.00	43.50	49.00	49.50	49.50	45.00	41.50	40.00	42.00	42.00	41.00	44.00	
1976	46.00	48.00	50.50	48.00	43.50								
1977													
1978													
WISCONSIN													
1972	19.00	19.00	19.00	20.00	19.00	19.00	20.00	21.00	21.00	25.00	26.00	28.00	
1973	30.00	30.00	28.50	26.50	25.50	23.50	24.50	25.00	23.50	24.50	25.00	25.00	
1974	26.00	28.00	27.00	34.00	26.50	23.50	23.00	24.50	24.00	26.00	27.00	32.00	
1975	31.50	32.50	35.00	39.00	41.00	39.00	36.50	39.00	40.00	40.00	37.50	37.00	
1976	39.00	41.00	40.50	39.00	40.00	45.00	48.50	52.50	37.50	58.50	66.00	69.00	
1977	73.00	74.00	75.00	71.00	65.50	57.00	45.50	43.00	42.00	41.00	40.50	42.00	
1978	45.50	43.00	40.00	38.50	37.00	34.50	30.00	29.00	26.50	27.00	29.50	30.50	
WYOMING													
1972	26.00	28.00	28.00	28.00	28.00	27.00	28.00	28.50	29.50	29.50	30.50	33.00	
1973	36.00	38.50	40.00	38.00	38.00	34.00	35.00	40.00	43.00	44.50	42.50	45.00	
1974	46.50	45.00	47.00	43.00	40.00	40.00	43.50	49.00	55.00	52.00	52.00	51.50	
1975	50.50	42.50	42.50	46.00	53.00	50.00	50.00	50.00	51.00	52.00	52.00	54.00	
1976	56.00	57.00	57.00	60.00	60.50	55.00	56.00	56.00	52.50	55.00	55.00	57.50	
1977	58.50	56.00	56.00	57.50	55.50	56.50	53.50	51.50	51.00	46.00	41.00	42.00	
1978	41.00	43.50	47.50	47.50	45.50	49.00	46.50	47.00	47.00	47.00	47.00	47.00	

INDEX OF
STATE TABLES

STATE	CORN	SORGHUM	OATS	BARLEY	ALL	HAY	

				1/	ALL	ALFALFA	OTHER

	PAGE NUMBER						
ALA	: 8	33	45	70	94	119	143
ALAS	:		46	71	95		
ARIZ	: 9	34	46	71	95	120	143
ARK	: 9	34	47	72	96	120	143
CALIF	: 10	35	47	72	96	121	143
COLO	: 10	35	48	73	97	121	143
CONN	: 11		48		97	122	
DEL	: 11		49	73	98	122	144
FLA	: 12		49		98		144
GA	: 12	36	50	74	99	123	144
IDAHO	: 13		50	74	99	123	144
ILL	: 13	36	51	75	100	124	144
IND	: 14	37	51	75	100	124	144
IOWA	: 14	37	52	76	101	125	145
KANS	: 15	38	52	76	101	125	145
KY	: 15	38	53	77	102	126	145
LA	: 16	39	53		102	126	145
MAINE	: 16		54	77	103	127	
MD	: 17		54	78	103	127	145
MASS	: 17		55		104	128	
MICH	: 18		55	78	104	128	145
MINN	: 18		56	79	105	129	146
MISS	: 19	39	56	79	105	129	146
MO	: 19	40	57	80	106	130	146
MONT	: 20		57	80	106	130	146
NEBR	: 20	40	58	81	107	131	146
NEV	: 21		58	81	107	131	146
N H	: 21		59		108	132	
N J	: 22		59	82	108	132	147
N MEX	: 22	41	60	82	109	133	147
N Y	: 23		60	83	109	133	147
N C	: 23	41	61	83	110	134	147
N DAK	: 24		61	84	110	134	147
OHIO	: 24		62	84	111	135	147
OKLA	: 25	42	62	85	111	135	148
OREG	: 25		63	85	112	136	148
PA	: 26		63	86	112	136	148
R I	: 26		64		113	137	
S C	: 27	42	64	86	113		
S DAK	: 27	43	65	87	114	137	148
TENN	: 28	43	65	87	114	138	148
TEX	: 28	44	66	88	115	138	148
UTAH	: 29		66	88	115	139	149
VT	: 29		67	89	116	139	
VA	: 30	44	67	89	116	140	149
WASH	: 30		68	90	117	140	149
W VA	: 31		68	90	117	141	149
WISC	: 31		69	91	118	141	149
WYO	: 32		69	91	118	142	149
U S	: 8	33	45	70	94	119	143

1/ U.S. FEED AND MALTING BARLEY: PAGES 92 AND 93.

**United States
Department of Agriculture**

Washington, D.C.
20250

OFFICIAL BUSINESS
Penalty for Private Use, \$300



Postage and Fees Paid
U.S. Department of Agriculture
AGR-101



THIRD CLASS BULK RATE

END