



**AgEcon** SEARCH  
RESEARCH IN AGRICULTURAL & APPLIED ECONOMICS

*The World's Largest Open Access Agricultural & Applied Economics Digital Library*

**This document is discoverable and free to researchers across the globe due to the work of AgEcon Search.**

**Help ensure our sustainability.**

Give to AgEcon Search

AgEcon Search

<http://ageconsearch.umn.edu>

[aesearch@umn.edu](mailto:aesearch@umn.edu)

*Papers downloaded from **AgEcon Search** may be used for non-commercial purposes and personal study only. No other use, including posting to another Internet site, is permitted without permission from the copyright owner (not AgEcon Search), or as allowed under the provisions of Fair Use, U.S. Copyright Act, Title 17 U.S.C.*

SB 440 (1969)

USDA STATISTICAL BULLETINS

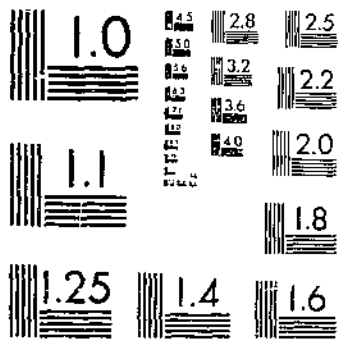
UPDATA

WOOD USED IN MANUFACTURING INDUSTRIES, 1963.

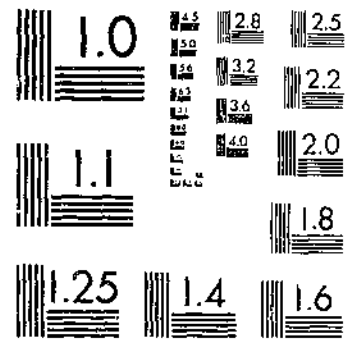
GILL, T. G.; PHELPS, R. B.

1 OF 2

# START



MICROCOPY RESOLUTION TEST CHART  
NATIONAL BUREAU OF STANDARDS-1963-A



MICROCOPY RESOLUTION TEST CHART  
NATIONAL BUREAU OF STANDARDS-1963 A

630.5 453-13




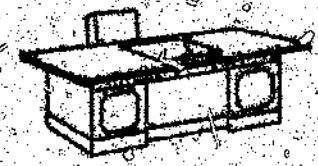

440

WOOD USED IN

MANUFACTURING INDUSTRIES,

REFERENCE  
DO NOT LOAN

1965



DEPOSIT

NOV 1965

Los Angeles Public Library

U.S. DEPARTMENT OF AGRICULTURE - FOREST SERVICE

STATISTICAL BULLETIN NO. 440



# WOOD USED IN MANUFACTURING INDUSTRIES, 1965

by

Thomas G. Gill and Robert B. Phelps

Division of Forest Economics and Marketing Research

U.S. DEPARTMENT OF AGRICULTURE

FOREST SERVICE

July 1969

This publication supersedes Statistical Bulletin No. 353, "Wood Used in Manufacturing Industries"

## PREFACE

This report presents statistical information on the volume of lumber, plywood, veneer, hardboard, particleboard, insulation board, and bolts used in manufacturing industries in 1965. It includes wood used in products made for sale; wood used for pallets, containers, skids, jigs, models, patterns, and flasks made and used in the same establishment; and wood used for dunnage, blocking, and bracing.

All data were derived from a sample survey of the manufacturing industries in the United States as classified in the 1957 Standard Industrial Classification Manual, as amended, published by the Bureau of the Budget. The survey is the sixth in a series of periodic surveys of wood used in manufacturing, and is one of a group of studies conducted as one phase of the Forest Survey, authorized by Section 9 of the McSweeney-McNary Forest Research Act of 1928, as amended. This act authorized and directed the Secretary of Agriculture to cooperate with state and other agencies "in making and keeping current a comprehensive survey of the present and prospective requirements for timber and other forest products...."

This 1965 survey of wood used in manufacturing industries differs from similar surveys in 1928, 1933, 1940, 1948, and 1960 in some important aspects. Mainly, the 1965 survey covered 127 selected manufacturing industries that were estimated to consume 95 percent of the volume of wood used in 1960. The 1960 survey covered 423 out of 425 manufacturing industries. Surveys prior to 1960 included 189 selected industries that were considered the more important wood users. See Appendix; "Comparability with former surveys" for this and other differences between the individual surveys.

Tables showing the amounts reported by the 127 industries and amounts estimated to have been used by all 423 industries in 1965 are included with the text. The data presented in the detailed appendix tables are based on the 127 reporting industries and have not been adjusted for full industry coverage.

Direct comparison of wood volumes used for specific industries is possible when the industry was included in both the 1960 and 1965 surveys. Direct comparisons of wood used by products are also valid since these amounts are based on the volumes of wood used and purchases of wood items by industries included in both the 1960 and 1965 studies.

The authors and the Forest Service are indebted to the owners and operators of the manufacturing establishments who supplied the basic data, to officials of trade associations who provided advice in formulating the questionnaire, and to personnel of the Bureau of the Census, U.S. Department of Commerce, for their cooperation throughout the survey.

Special acknowledgement is given to Clark Row for help in planning this survey. The help of James E. Blyth, Dennis B. Bradley, Eugene M. Carpenter, Noel D. Cost, Edwin Kallio, Daniel D. Oswald, Dwane D. Van Hooser, Brian R. Wall, and A. K. Wilson of the Forest Service experiment stations who obtained the field data on nonrespondents is also gratefully acknowledged.

# CONTENTS

|  | Page |
|--|------|
| TOTAL WOOD USED IN MANUFACTURING INDUSTRIES, 1965 .....  | 1    |
| 17.5 billion square feet of wood used in 1965--largest volume since 1928 .....                                     | 1    |
| Lumber accounted for four-fifths of the wood used .....  | 1    |
| Over one-half of wood used in five industries, .....   | 2    |
| Three-fourths of wood used went into six major products .....  | 3    |
| Eighty-five percent of wood used went into products made for sale .....  | 4    |
| Dollar value of purchases of wooden parts, containers, and pallets up 60 percent over 1960, .....                  | 4    |
| Changes in wood use per \$1,000 of value of shipments varied between forms of wood and industries .....            | 4    |
| LUMBER .....   | 6    |
| 14.3 billion board feet of lumber used in 1965--substantially above earlier surveys .....                          | 6    |
| Over three-fourths of lumber used in five products, .....  | 7    |
| No trend in use of softwood lumber but hardwood use rising, .....  | 7    |
| Most lumber used in products made for sale .....   | 9    |
| BOLTS .....  | 9    |
| 1.2 billion board feet of bolts used in 1965--61 percent more than in 1960 .....                                   | 9    |
| VENEER .....   | 10   |
| Veneer used in manufacturing totaled 4.4 billion square feet in 1965--slightly below 1960 .....                    | 10   |
| Two-thirds of the veneer used in the manufacture of furniture and containers .....                                 | 11   |
| Eighty-eight percent of the veneer used in 1965 cut from native hardwood species .....                             | 12   |
| PLYWOOD .....  | 12   |
| Almost 2.2 billion square feet of plywood used in 1965--22 percent below 1960 .....                                | 12   |
| One-third of plywood used in furniture .....   | 13   |
| Softwood plywood accounted for 56 percent of total--nearly all Douglas fir .....                                   | 14   |
| TRENDS IN COMBINED USE OF VENEER AND PLYWOOD .....   | 14   |
| Veneer and plywood use totaled 3.1 billion square feet in 1965--one-fifth less than in 1960 .....                  | 14   |
| HARDBOARD .....  | 16   |
| Manufacturing industries consumed almost 1.8 billion square feet of hardboard--45 percent above use in 1960, ..... | 16   |
| One-third of hardboard used in furniture, .....  | 17   |
| INSULATION BOARD .....   | 17   |
| Insulation board used in 1965 totaled 241 million square feet .....  | 17   |
| Over half of the insulation board used in the manufacture of trailer coaches .....                                 | 17   |
| PARTICLEBOARD .....  | 18   |
| Particleboard used amounted to 570 million square feet--4 times the volume used in 1960 .....                      | 18   |
| Two industries account for over half of the consumption of particleboard, .....                                    | 18   |
| Over four-fifths of particleboard used in two products--furniture and partitions and fixtures, .....               | 19   |
| APPENDIX .....   | 20   |
| Definition of terms .....  | 20   |
| Survey procedure .....   | 22   |
| Accuracy of survey .....   | 22   |
| Comparability with former surveys .....  | 22   |
| List of industries covered in 1965 survey .....  | 23   |
| Appendix tables .....  | 27   |

## LIST OF TEXT TABLES

| Table No. |   | Page |
|-----------|---|------|
| 1         | Wood used in manufacturing industries, by form of wood, 1965. . . . .   | 1    |
| 2         | Wood used in manufacturing industries, by industry, 1965 adjusted total. . . . .  | 2    |
| 3         | Wood used in principal products, 1960 and 1965 . . . . .  | 3    |
| 4         | Wood used in manufacturing industries, by type of use, 1960 and 1965. . . . .   | 4    |
| 5         | Value of purchases of wooden parts, containers, and pallets; 1960 and 1965. . . . .   | 4    |
| 6         | Purchases of dimension, cut stock, cut-to-size parts, and fabricated parts; by manufacturing industries; 1960 and 1965. . . . . | 5    |
| 7         | Wood use per \$1,000 of value of shipments by the five major wood-using manufacturing industries, 1960 and 1965. . . . .        | 5    |
| 8         | Lumber used in manufacturing industries and total lumber consumption in the United States, specified years, 1933-65 . . . . .   | 6    |
| 9         | Lumber used in the five principal using industries, 1960 and 1965 . . . . .   | 6    |
| 10        | Lumber used in principal products, 1960 and 1965 . . . . .  | 7    |
| 11        | Lumber used in manufacturing industries, by principal species, specified years, 1940-65 . . . . .                               | 8    |
| 12        | Lumber used in manufacturing industries, by type of use, 1960 and 1965 . . . . .  | 9    |
| 13        | Bolts used in the four principal using industries, by industry, 1960 and 1965 . . . . .   | 9    |
| 14        | Bolts used in manufacturing industries, by product, 1960 and 1965 . . . . .   | 10   |
| 15        | Veneer used in the four principal using industries, 1960 and 1965. . . . .  | 10   |
| 16        | Veneer used in principal products, 1960 and 1965 . . . . .  | 11   |
| 17        | Veneer used in manufacturing industries, by principal species, 1960 and 1965 . . . . .  | 12   |
| 18        | Plywood used in the seven principal using industries, 1960 and 1965. . . . .  | 13   |
| 19        | Plywood used in principal products, 1960 and 1965 . . . . .   | 13   |
| 20        | Plywood used in manufacturing industries, by principal species, 1960 and 1965. . . . .  | 14   |
| 21        | Veneer and plywood used in manufacturing industries, by principal species, for specified years, 1940-65 . . . . .               | 15   |
| 22        | Hardboard used in the five principal using industries, 1960 and 1965. . . . .   | 16   |
| 23        | Hardboard used in principal products, 1960 and 1965 . . . . .   | 17   |
| 24        | Insulation board used in the five principal using industries, 1965 . . . . .  | 17   |
| 25        | Insulation board used in principal products, 1965. . . . .  | 17   |
| 26        | Particleboard used in the five principal using industries, 1960 and 1965 . . . . .  | 18   |
| 27        | Particleboard consumed in the four major wood products, 1960 and 1965. . . . .  | 19   |

## LIST OF FIGURES

| Figure No. |  | Page |
|------------|--|------|
| 1          | Wood used in manufacturing industries, by form of wood, 1965 . . . . .             | 1    |
| 2          | Wood used in manufacturing industries, by industry, 1965 . . . . .                 | 2    |
| 3          | Wood used in manufactured products, by product, 1965. . . . .                      | 3    |
| 4          | Trends in wood use in manufactured products . . . . .                              | 3    |
| 5          | Lumber used in manufacturing industries, by industry, 1965. . . . .                | 6    |
| 6          | Lumber used in manufactured products, by product, 1965 . . . . .                   | 7    |
| 7          | Native softwood lumber used in manufacturing industries, by species, 1965. . . . . | 8    |
| 8          | Native hardwood lumber used in manufacturing industries, by species, 1965. . . . . | 8    |
| 9          | Veneer used in manufacturing industries, by industry, 1965 . . . . .               | 11   |
| 10         | Veneer used in manufactured products, by products, 1965 . . . . .                  | 11   |
| 11         | Plywood used in manufacturing industries, by industry, 1965. . . . .               | 13   |
| 12         | Plywood used in manufactured products, by product, 1965 . . . . .                  | 14   |
| 13         | Trends in veneer and plywood used in manufacturing industries . . . . .            | 15   |
| 14         | Hardboard used in manufacturing industries, by industry, 1965 . . . . .            | 16   |
| 15         | Particleboard used in manufacturing industries, by industry, 1965 . . . . .        | 18   |

# LIST OF APPENDIX TABLES

| Table No.             |   | Page |
|-----------------------|---|------|
| <u>General Tables</u> |   |      |
| 1                     | Wood used in selected manufacturing industries, by form of wood and industry, 1965 . . . . .  | 28   |
| 2                     | Wood used in manufactured products, by specified years, 1928-1965 . . . . .   | 32   |
| 3                     | Wood used in manufactured products, by form of wood, 1960 and 1965 . . . . .  | 32   |
| 4                     | Wood used in selected manufactured products, by form of wood and specified years, 1940-1965 . . . . .   | 33   |
| 5                     | Wood use per \$1,000 value of shipments, by manufacturing industries and form of wood, 1960-1965 . . . . .  | 34   |
| <u>Lumber Tables</u>  |   |      |
| 6                     | Lumber used in selected manufacturing industries in products made for sale, for own use, and for dunnage, blocking, and bracing, 1965 . . . . .     | 38   |
| 6a                    | Lumber used for dunnage, blocking, and bracing in manufacturing industries, by species, 1948, 1960, and 1965 . . . . .                              | 41   |
| 7                     | Lumber used in selected manufacturing industries by species, 1965 . . . . .   | 42   |
| 8                     | Native softwood lumber used in selected manufacturing industries by species, 1965 . . . . .   | 44   |
| 9                     | Native hardwood lumber used in selected manufacturing industries by species, 1965 . . . . .   | 48   |
| 10                    | Lumber from imported woods used in selected manufacturing industries by species, 1965 . . . . .   | 52   |
| 11                    | Lumber used in selected manufacturing industries in products made for sale, by quality classes, for selected softwoods, 1965 . . . . .              | 54   |
| 12                    | Lumber used in selected manufacturing industries in products made for sale, by quality classes, for selected hardwoods, 1965 . . . . .              | 56   |
| 13                    | Lumber used in manufactured products, by specified years, 1940-1965 . . . . .   | 60   |
| 14                    | Lumber used in selected manufactured products, by species, 1948, 1960, and 1965 . . . . .   | 61   |
| 15                    | Lumber used by manufacturers for materials handling, by species, 1948, 1960, and 1965 . . . . .   | 62   |
| 16                    | Lumber used in selected manufacturing industries for containers, pallets, jigs, models, patterns, flasks, and dunnage, 1960 and 1965 . . . . .      | 63   |
| <u>Bolt Tables</u>    |   |      |
| 17                    | Bolts used in selected manufacturing industries in products made for sale, 1965 . . . . .   | 65   |
| 18                    | Bolts used in selected manufacturing industries by species, 1965 . . . . .  | 66   |
| <u>Veneer Tables</u>  |   |      |
| 19                    | Veneer used in selected manufacturing industries in products made for sale, for own use, and for dunnage, 1965 . . . . .                            | 68   |
| 20                    | Veneer used in selected manufacturing industries, by species, 1965 . . . . .  | 70   |
| 21                    | Native softwood veneer used in selected manufacturing industries, by species, 1965 . . . . .  | 72   |
| 22                    | Native hardwood veneer used in selected manufacturing industries, by species, 1965 . . . . .  | 73   |
| 23                    | Veneer from imported woods in selected manufacturing industries, by species, 1965 . . . . .   | 74   |
| 24                    | Veneer used in selected manufactured products, by species, 1960 and 1965 . . . . .  | 75   |
| 25                    | Veneer and hardboard used in selected manufacturing industries for containers, pallets, jigs, models, patterns, and flasks; 1960 and 1965 . . . . . | 76   |
| <u>Plywood Tables</u> |   |      |
| 26                    | Plywood used in selected manufacturing industries in products made for sale, for own use, and for dunnage, 1965 . . . . .                           | 77   |
| 27                    | Plywood used in selected manufacturing industries, by species, 1965 . . . . .   | 79   |
| 28                    | Native softwood plywood used in selected manufacturing industries, by species, 1965 . . . . .   | 81   |
| 29                    | Native hardwood plywood used in selected manufacturing industries, by species, 1965 . . . . .   | 82   |
| 30                    | Plywood from imported woods used in selected manufacturing industries, by species, 1965 . . . . .   | 83   |
| 31                    | Plywood used in selected manufactured products, by species, 1960 and 1965 . . . . .   | 84   |
| 32                    | Plywood used in selected manufacturing industries for containers, pallets, jigs, models, patterns, flasks, and dunnage; 1960 and 1965 . . . . .     | 85   |

Hardboard Table

|    |   |    |
|----|---|----|
| 33 | Hardboard used in selected manufacturing industries for products made for sale, for own use, and for dunnage, 1965. . . . . | 87 |
|----|---|----|

Insulation Board Table

|    |   |    |
|----|---|----|
| 34 | Insulation board used by selected manufacturing industries for products made for sale, for own use, and for dunnage, 1965 . . . . . | 89 |
|----|---|----|

Particleboard Table

|    |  |    |
|----|--|----|
| 35 | Particleboard used in selected manufacturing industries in products made for sale, 1965. . . . . | 90 |
|----|--|----|

Tables of Purchases

|    |  |    |
|----|--|----|
| 36 | Number and value of containers and pallets purchased by manufacturers, by industry, 1965 . . . .                         | 92 |
| 37 | Purchases of dimension, cut stock, cut-to-size parts, and fabricated parts; by manufacturers, by industry, 1965. . . . . | 96 |

# TOTAL WOOD USED IN MANUFACTURING INDUSTRIES, 1965

17.5 billion square feet of wood used in 1965--largest volume since 1928

In 1965, manufacturing industries used 17.5 billion square feet, 1-inch basis, of wood (table 1). As shown in the tabulation below, this was 22 percent more than the 14.3 billion square feet consumed in 1960, and the largest volume used since 1928.

### Volume of wood in million square feet 1-inch basis

| Year | Volume of wood in million square feet 1-inch basis |
|------|--|
| 1928 | 18,698   |
| 1933 | 6,112  |
| 1940 | 12,095   |
| 1948 | 14,965   |
| 1960 | 14,256   |
| 1965 | 17,460   |

Lumber accounted for four-fifths of the wood used

Lumber accounted for 82 percent of the wood used in manufacturing in 1965 (table 1, fig. 1). Bolts composed another 7 percent of the total,

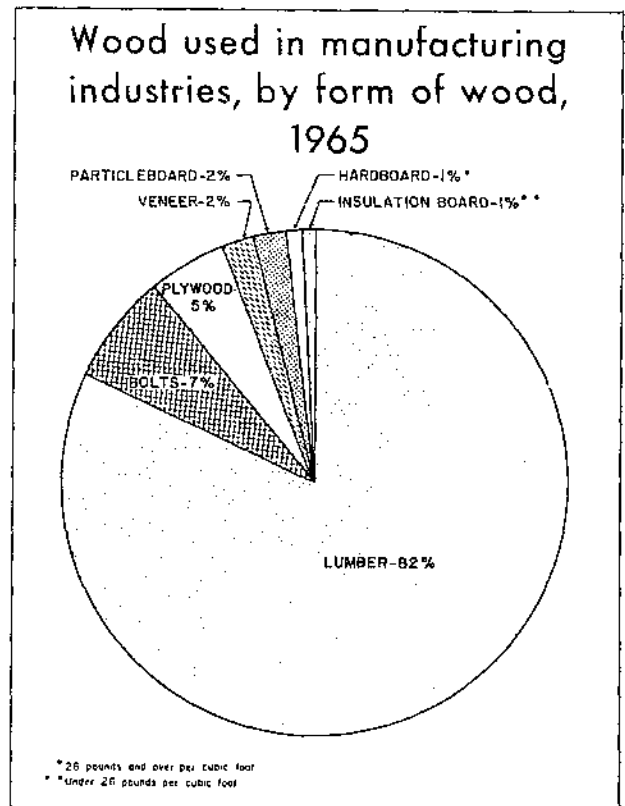


Figure 1

Table 1.--Wood used in manufacturing industries, by form of wood, 1965

(Million units)

| Form of wood                        | Standard unit of measure | 1960                     |                                  | 1965                     |                                  |                             |                                  |
|-------------------------------------|--------------------------|--------------------------|----------------------------------|--------------------------|----------------------------------|-----------------------------|----------------------------------|
|                                     |                          | Volume in standard units | Volume, square feet 1-inch basis | Reported <sup>1</sup>    |                                  | Adjusted total <sup>2</sup> |                                  |
|                                     |                          |                          |                                  | Volume in standard units | Volume, square feet 1-inch basis | Volume in standard units    | Volume, square feet 1-inch basis |
| Total wood used.....                |                          |                          | 14,256                           |                          | 16,622                           |                             | 17,460                           |
| Lumber.....                         | Bd. ft. lumber tally     | 11,743                   | 11,743                           | 13,570                   | 13,570                           | 14,285                      | 14,285                           |
| Bolts.....                          | Bd. ft. lumber tally     | 771                      | 771                              | 1,192                    | 1,192                            | 1,242                       | 1,242                            |
| Veneer.....                         | Sq. ft. surface measure  | 4,436                    | 426                              | 4,352                    | 340                              | 4,396                       | 343                              |
| Plywood.....                        | Sq. ft. 3/8-inch basis   | 2,820                    | 1,058                            | 2,104                    | 789                              | 2,192                       | 822                              |
| Hardboard <sup>3</sup> .....        | Sq. ft. 1/8-inch basis   | 1,218                    | 152                              | 1,605                    | 201                              | 1,764                       | 220                              |
| Insulation board <sup>4</sup> ..... | Sq. ft. 1/2-inch basis   | ( <sup>5</sup> )         | ( <sup>5</sup> )                 | 241                      | 120                              | 241                         | 120                              |
| Particleboard.....                  | Sq. ft. 3/4-inch basis   | 141                      | 106                              | 547                      | 410                              | 570                         | 428                              |

<sup>1</sup> Reported volumes show the volume of wood used in the 127 industries included in this survey.

<sup>2</sup> Adjusted volumes show wood used in the 127 industries included in this survey plus the estimated volumes consumed in all other manufacturing industries.

<sup>3</sup> 26 pounds and over per cubic foot.

<sup>4</sup> Under 26 pounds per cubic foot.

<sup>5</sup> Not included in the 1960 survey.

vener and plywood 7 percent, particleboard 2 percent, and hardboard and insulation board 1 percent each.

The volume of lumber use rose from 11.7 billion square feet, 1-inch basis, in 1960 to 14.3 billion square feet in 1965--a rise of 22 percent. During the same period the use of bolts increased 61 percent, hardboard 45 percent, and particleboard 304 percent. In contrast, the use of veneer decreased 19 percent, and plywood, 22 percent.

### Over one-half of wood used in five industries

Five industries--wood products, n.e.c.<sup>1</sup>; millwork; nonupholstered wood household furniture; hardwood dimension and flooring; and containers--consumed 9.7 billion square feet, or about 56 percent of the total volume of wood used in 1965 (table 2 and fig. 2). Substantial amounts of wood were also used in prefabricated wooden structures and structural members, other furniture and fixtures, trailer coaches, morticians' goods industries, and in certain industries in the primary metal and machinery groups (app. table 1).

<sup>1</sup> This industry is described in the Definitions of terms in the Appendix.

## Wood used in manufacturing industries, by industry, 1965

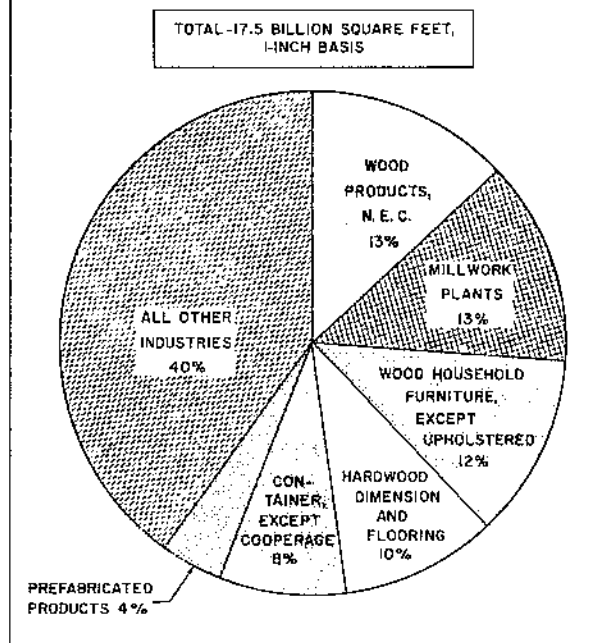


Figure 2

Table 2.--Wood used in manufacturing industries, by industry, 1965 adjusted total<sup>1</sup>

(Million square feet, 1-inch basis)

| Industry number | Industry   | Total wood used | Lumber   | Bolts   | Veneer | Plywood | Hard-board <sup>2</sup> | Insulation board <sup>3</sup> | Particle-board |
|-----------------|--|-----------------|----------|---------|--------|---------|-------------------------|-------------------------------|----------------|
|                 | Total <sup>4</sup> .....                                   | 17,460.2        | 14,285.0 | 1,242.0 | 343.0  | 822.0   | 220.0                   | 120.2                         | 428.0          |
| 2499            | Wood products, n.e.c.....                                  | 2,226.0         | 1,820.4  | 256.0   | 1.7    | 28.5    | 25.3                    | 2.0                           | 92.1           |
| 2431            | Millwork plants.....                                       | 2,225.5         | 2,011.5  | 2.6     | 32.7   | 102.4   | 30.4                    | 20.8                          | 25.1           |
| 2511            | Wood household furniture, except upholstered.....          | 2,086.2         | 1,658.8  | 11.3    | 56.8   | 165.9   | 46.0                    | .1                            | 147.3          |
| 2426            | Hardwood dimension and flooring.....                       | 1,794.5         | 1,624.3  | 153.9   | 6.4    | 3.5     | .1                      | 5.2                           | 1.1            |
| 2441-3          | Containers, except cooperage.....                          | 1,369.3         | 1,138.3  | 40.0    | 147.3  | 42.4    | 1.0                     | ( <sup>5</sup> )              | .3             |
| 2433            | Prefabricated wooden buildings and structural members..... | 781.2           | 710.7    | 5.3     | .1     | 37.6    | 10.0                    | 15.3                          | 2.2            |
| 2512            | Wood household furniture, upholstered.....                 | 578.8           | 560.8    | .8      | .7     | 13.1    | .4                      | .....                         | 3.0            |
| 3791            | Trailer coaches, housing type.....                         | 549.0           | 317.3    | .4      | 13.5   | 134.6   | 9.8                     | 63.9                          | 9.5            |
|                 | All other industries.....                                  | 5,849.7         | 4,442.9  | 771.7   | 83.8   | 294.0   | 97.0                    | 12.9                          | 147.4          |

<sup>1</sup> Adjusted volumes show wood used in the 127 industries included in this survey plus the estimated volumes consumed in all other manufacturing industries.

<sup>2</sup> 26 pounds and over per cubic foot.

<sup>3</sup> Under 26 pounds per cubic foot.

<sup>4</sup> Includes dunnage.

<sup>5</sup> Under 50,000 square feet.



Between 1960 and 1965, most of the principal using industries showed a large increase in wood use. For example, use in wood products, n.e.c., industry rose 59 percent, and use in nonupholstered wood household furniture, 50 percent. In contrast to these general trends, however, use in the wooden container industry, except cooperage, decreased 12 percent, and the prefabricated wooden buildings and structural members industry fell 26 percent.

### Three-fourths of the wood used went into six major products

More than 12.6 billion square feet of wood--76 percent of the total used in 1965--went into furniture, millwork, containers, pallets, flooring, and prefabricated wooden buildings and structural member products (table 3 and fig. 3). As in 1960, the largest volume of wood--23 percent of the total--was consumed in furniture products. The second largest volume--15 percent of the total--was used in millwork products.

Wood use in furniture and millwork showed substantial increases between 1960 and 1965 (fig. 4). There was also some increase in use for pallets. Wood used for containers, however, has been consistently declining for a number of years. As a result, use in wooden containers in 1965 was 2.2 billion square feet--3 percent below 1960 and the smallest volume ever reported in this series of studies. Use in flooring in 1960 and 1965 was unchanged at a level of about 1.2 billion square feet of wood.

Table 3.--Wood used in principal products, 1960 and 1965  
(Million square feet, 1-inch basis)

| Product   | 1960   | 1965                  |                             | Percent change 1965 total 1960 |     |
|---|--------|-----------------------|-----------------------------|--------------------------------|-----|
|   |        | Reported <sup>1</sup> | Adjusted total <sup>2</sup> |                                |     |
|   | Volume | Volume                | Volume                      | Percent                        |     |
| Total.....  | 13,608 | 19,902                | 16,587                      | 100                            | +22 |
| Furniture.....  | 2,735  | 3,792                 | 3,792                       | 23                             | +39 |
| Millwork.....   | 1,698  | 2,471                 | 2,471                       | 15                             | +46 |
| Containers.....   | 2,308  | 2,098                 | 2,231                       | 13                             | -1  |
| Pallets.....  | 1,557  | 1,871                 | 2,072                       | 13                             | +33 |
| Flooring.....   | 1,200  | 1,200                 | 1,200                       | 7                              | (3) |
| Prefabricated wooden buildings and structural members.... | 1,039  | 858                   | 858                         | 5                              | -17 |
| All other products.....                                   | 3,071  | 3,607                 | 3,958                       | 24                             | +29 |

<sup>1</sup> Reported volumes show the volume of wood used in the 127 industries included in this survey.

<sup>2</sup> Adjusted volumes show wood used in the 127 industries included in this survey plus the estimated volumes consumed in all other manufacturing industries.

<sup>3</sup> Less than 0.5 percent.

### Wood used in manufactured products, by product, 1965

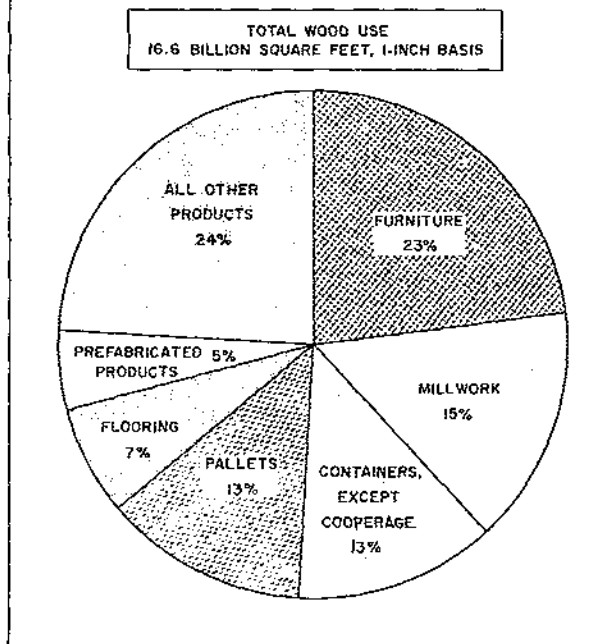


Figure 3

### Trends in wood use in manufactured products

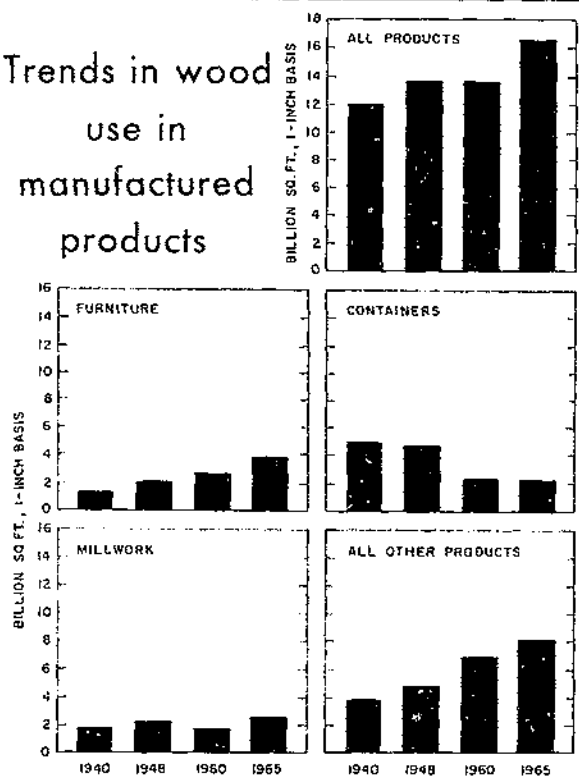


Figure 4

## Eighty-five percent of wood used went into products made for sale

Of the total 17.5 billion square feet of wood used in 1965, 85 percent went into products made for sale; 10 percent into containers, pallets, jigs, models, patterns, and flasks made and used in the same plant; and 5 percent into dunnage (table 4).

In the 1960-65 period, wood use in products made for sale rose 24 percent. There were also increases in the volume of wood used in pallets and dunnage. Use in containers, however, showed a 10 percent decline.

Table 4.--Wood used in manufacturing industries, by type of use, 1960 and 1965

(In million square feet, 1-inch basis)

| Type of use  | 1960                  |         | 1965                        |         | Percent change 1965 total 1960 |
|--|-----------------------|---------|-----------------------------|---------|--------------------------------|
|  | Reported <sup>1</sup> |         | Adjusted total <sup>2</sup> |         |                                |
|  | Volume                | Percent | Volume                      | Percent |                                |
| Total.....   | 14,256                | 100     | 17,468                      | 131     | +22                            |
| Prefabricated parts for sale, and products made for sale | 12,115                | 85      | 16,987                      | 131     | +24                            |
| Containers.....  | 706                   | 5       | 618                         | 4       | -10                            |
| Pallets.....   | 331                   | 2       | 458                         | 3       | +38                            |
| Jigs, models, patterns, and flasks.....                  | 57                    | 0.4     | 76                          | 0.4     | +32                            |
| Dunnage.....   | 648                   | 4.5     | 872                         | 5       | +33                            |

<sup>1</sup> Reported volumes show the volume of wood used in the 127 industries included in this survey.

<sup>2</sup> Adjusted volumes show wood used in the 127 industries included in this survey plus the estimated volumes consumed in all other manufacturing industries.

## Dollar value of purchases of wooden parts, containers, and pallets up 60 percent over 1960

The estimated value of purchases of wooden parts, containers, and pallets in all manufacturing industries in 1965 was \$1,403 million--60 percent higher than the dollar value of purchases in 1960 (table 5 and app. tables 36 and 37). Three-fifths of the total purchases in 1965 were purchases of dimension, cut-to-size stock, and fabricated parts. Pallets and wooden containers composed most of the remainder.

Purchases of most items showed an upward trend between 1960 and 1965. The rise was especially large for dimension, cut-to-size stock, and prefabricated parts, with the total value of purchases nearly doubling.

The nonupholstered wood household furniture industry purchased \$178.2 million of dimension, cut-to-size, and fabricated parts in 1965 (table

Table 5.--Value of purchases of wooden parts, containers, and pallets, 1960 and 1965

(In thousands of dollars)

| Item   | 1960    | 1965                  |                             | Percent change 1965 total 1960 |
|--|---------|-----------------------|-----------------------------|--------------------------------|
|  |         | Reported <sup>1</sup> | Adjusted total <sup>2</sup> |                                |
| Dimension, cut-to-size stock, and fabricated parts.... | 435,997 | 713,322               | 849,193                     | +95                            |
| Jigs, models, patterns, and flasks.....                | 31,332  | 16,465                | 19,745                      | -37                            |
| Wooden containers....                                  | 132,396 | 83,057                | 176,717                     | +33                            |
| Pallets.....   | 171,155 | 70,024                | 280,096                     | +64                            |
| Cooperage.....   | 106,776 | 59,018                | 77,655                      | -27                            |
| Total.....   | 877,656 | 935,886               | 1,403,406                   | +60                            |

<sup>1</sup> Reported volumes show the volume of wood used in the 127 industries included in this survey.

<sup>2</sup> Adjusted volumes show wood used in the 127 industries included in this survey plus the estimated volumes consumed in all other manufacturing industries.

6). This is about a fifth of all purchases of dimension and cut-to-size items. Substantial purchases were also made in several other industries such as the millwork industry.

Most industries showed a substantial increase in purchases between 1960 and 1965. The growth was largest in the trailer coach, cooperage, and nonupholstered wood household furniture industries.

## Changes in wood use per \$1,000 of value of shipments varied between forms of wood and industries

There were large variations in the amount of wood use per \$1,000 of value of shipments in manufacturing industries in 1965 (table 7 and app. table 5). Lumber use, for example, ranged from as low as 2 board feet per \$1,000 of shipments in industries such as motor vehicles and parts, to 6,909 board feet per \$1,000 in the wooden container, except cooperage, industry. The largest use per \$1,000 of shipments for all forms of wood--lumber, veneer, plywood, hardboard, and insulation board--was in the five major wood-using industries listed in table 7.

There were varying trends in wood use per \$1,000 of shipments in the wood-using industries between 1960 and 1965. The five major wood-using industries, with few exceptions, showed an increase in wood use for all forms of wood, except plywood, which decreased in four of the five industries (table 7). Most other industries showed some decline for all forms of wood.

Table 6.--Purchases of dimension, cut stock, cut-to-size parts, and fabricated parts,<sup>1</sup> by manufacturing industries, 1960 and 1965

(In thousands of dollars)

| Industry number | Industry   | 1960             | 1965                  |                    | Percent change<br>1965 total<br>1960 |                             |         |
|-----------------|--|------------------|-----------------------|--------------------|--------------------------------------|-----------------------------|---------|
|                 |  |                  | Reported <sup>2</sup> |                    |                                      | Adjusted total <sup>3</sup> |         |
|                 |  |                  | Value of purchases    | Value of purchases |                                      | Value of purchases          | Percent |
|                 | Total.....   | 467,329          | 723,787               | 868,938            | 100                                  | +86                         |         |
| 2511            | Wood household furniture, except upholstered...                      | 42,836           | 178,182               | 178,182            | 21                                   | +316                        |         |
| 2431            | Millwork plants.....   | 71,680           | 75,623                | 75,623             | 9                                    | +6                          |         |
| 2499            | Wood products, n.e.c.....  | 16,841           | 38,910                | 38,910             | 4                                    | +131                        |         |
| 2512            | Wood household furniture, upholstered.....                           | 36,166           | 34,223                | 34,223             | 4                                    | -5                          |         |
| 3791            | Trailer coaches.....   | 2,425            | 29,976                | 29,976             | 3                                    | ( <sup>4</sup> )            |         |
| 3651            | Radio and television receiving sets, except communication types..... | ( <sup>5</sup> ) | 25,938                | 25,938             | 3                                    | NA                          |         |
| 2445            | Cooperage.....   | 111              | 24,902                | 24,902             | 3                                    | ( <sup>4</sup> )            |         |
|                 | All other industries.....  | 297,270          | 316,033               | 461,184            | 53                                   | +55                         |         |

<sup>1</sup> Includes hardwood dimension; softwood cut stock; cut-to-size veneer, plywood, hardboard, and particleboard; composite panels; fabricated parts; and jigs, models, patterns, and flasks.

<sup>2</sup> Reported volumes show the volume of wood used in the 127 industries included in this survey.

<sup>3</sup> Adjusted volumes show wood used in the 127 industries included in this survey plus the estimated volumes consumed in all other manufacturing industries.

<sup>4</sup> Over 1,000 percent.

<sup>5</sup> Included in all other industries.

Table 7.--Wood use per \$1,000 of value of shipments by the five major wood-using manufacturing industries, 1960 and 1965

(Based on 1957-59 dollars)

| Form of wood  | Unit of measure              | Wood products<br>n.e.c. | Millwork<br>plants | Wood household<br>furniture not<br>upholstered | Hardwood<br>dimension<br>and<br>flooring | Wooden<br>containers,<br>except<br>cooperage |        |
|---------------|------------------------------|-------------------------|--------------------|--|--|--|--------|
| Lumber        | Board feet                   | 1960                    | 1,960              | 1,668  | 788                                      | 3,927  | 7,220  |
|               |                              | 1965                    | 2,003              | 1,697  | 824                                      | 4,290  | 6,909  |
| Bolts         | Board feet                   | 1960                    | 426                | 1  | 1  | 190  | 124    |
|               |                              | 1965                    | 282                | 2  | 6  | 407  | 635    |
| Veneer        | Square feet, surface measure | 1960                    | 225                | 219  | 464                                      | 100  | 31,337 |
|               |                              | 1965                    | 34                 | 309  | 546                                      | 151  | 18,361 |
| Plywood       | Square feet, 3/8-inch basis  | 1960                    | 51                 | 329  | 313                                      | 96   | 3,208  |
|               |                              | 1965                    | 84                 | 230  | 220                                      | 25   | 590    |
| Hardboard     | Square feet, 1/8-inch basis  | 1960                    | 59                 | 73   | 136                                      | 40   | 25     |
|               |                              | 1965                    | 223                | 205  | 183                                      | 2  | 43     |
| Particleboard | Square feet, 3/4-inch basis  | 1960                    | 1                  | 10   | 24                                       | NS   | 1      |
|               |                              | 1965                    | 135                | 28   | 98                                       | 4  | 2      |

NS-not significant

# LUMBER

## 14.3 billion board feet of lumber used in 1965--substantially above earlier surveys

In 1965, manufacturing industries used about 14.3 billion board feet of lumber (table 8). This was roughly 20 percent above the volumes reported in 1940, 1948, and 1960 and was nearly 3 times the volume in 1933.

Table 8.--Lumber used in manufacturing industries and total lumber consumption in the United States, specified years, 1933-65

| Year      | (Billion board feet) |                       |         |
|-----------|----------------------|-----------------------|---------|
|           | U.S. consumption     | Used by manufacturers |         |
|           | Volume               | Volume                | Percent |
| 1933..... | 16.3                 | 5.5                   | 34      |
| 1940..... | 30.9                 | 11.0                  | 36      |
| 1948..... | 38.2                 | 12.2                  | 32      |
| 1960..... | 36.0                 | 11.7                  | 32      |
| 1965..... | 40.9                 | 14.3                  | 35      |

The trend in lumber use in earlier survey years closely paralleled the trend in total lumber consumption in the U.S. As a result, in all years manufacturing industries used about a third of the lumber consumed in the country.

Five industries--millwork, wood products, n.e.c.; nonupholstered wood household furniture; hardwood dimension and flooring; and containers--were the major lumber users in 1965 accounting for 58 percent of the lumber used in 1965 (table 9, fig. 5, and app. table 6). Substantial volumes were also used in the prefabricated wooden buildings and structural members, saw-

## Lumber used in manufacturing industries, 1965




Figure 5

mills and planing mills, upholstered wood household furniture, and trailer coach industries.

There were large increases in lumber use between 1960 and 1965 in all of the major wood-using industries except wooden containers. Use in this industry showed a slight decrease from 1.2 billion board feet in 1960 to 1.1 billion board feet in 1965.

Table 9.--Lumber used in the five principal using industries, 1960 and 1965

(In million board feet)

| Industry number | Industry                                       | 1960<br>Volume | 1965                            |  | Percent change<br>1965 total<br>1960 |
|-----------------|--|----------------|---------------------------------|--|--------------------------------------|
|                 |  |                | Reported <sup>1</sup><br>Volume | Adjusted total <sup>2</sup><br>Volume      Percent |                                      |
|                 | Total.....                                     | 11,743         | 13,570                          | 14,285      100                                    | +22                                  |
| 2431            | Millwork .....                                 | 1,557          | 2,012                           | 2,012      14                                      | +29                                  |
| 2499            | Wood products, n.e.c.....                      | 1,129          | 1,820                           | 1,820      13                                      | +61                                  |
| 2511            | Wood household furniture, except upholstered.. | 1,135          | 1,659                           | 1,659      12                                      | +46                                  |
| 2426            | Hardwood dimension and flooring.....           | 1,144          | 1,624                           | 1,624      11                                      | +42                                  |
| 2441-3          | Wooden containers, except cooperage.....       | 1,170          | 1,138                           | 1,138      8                                       | -3                                   |
|                 | All other industries.....                      | 5,608          | 5,317                           | 6,032      42                                      | +8                                   |

<sup>1</sup> Reported volumes show the volume of wood used in the 127 industries included in this survey.

<sup>2</sup> Adjusted volumes show wood used in the 127 industries included in this survey plus the estimated volumes consumed in all other manufacturing industries.

## Over three-fourths of lumber used in five products

About 10.4 billion board feet, or 77 percent of the total lumber consumed in 1965, was used in the manufacture of five products: furniture; millwork; pallets; wooden containers, except cooperage; and flooring (table 10, fig. 6 and app. tables 13 through 16). The largest part of the remaining volume was used in the manufacture of prefabricated wooden buildings and structural members, trailer coaches, motor vehicles, handles, and caskets.

Table 10.—Lumber used in principal products, 1960 and 1965

(In million board feet)

| Product  | 1960   | 1965                  |                             | Percent change 1965 total 1960 <sup>5</sup> |     |
|--|--------|-----------------------|-----------------------------|---|-----|
|  |        | Reported <sup>1</sup> | Adjusted total <sup>2</sup> |   |     |
|  | Volume | Volume                | Volume                      | Percent                                     |     |
| Total <sup>3</sup> .....                                   | 11,101 | 12,855                | 13,421                      | 100   | +21 |
| Furniture.....   | 2,261  | 3,173                 | 3,103                       | 23  | +37 |
| Millwork.....  | 1,530  | 2,106                 | 2,106                       | 16  | +36 |
| Pallets.....   | 1,550  | 1,841                 | 2,037                       | 15  | +31 |
| Wooden containers, except cooperage.....                   | 1,864  | 1,879                 | 1,952                       | 14  | +5  |
| Flooring.....  | 1,200  | 1,200                 | 1,202                       | 9   | (2) |
| Prefabricated wooden buildings and structural members..... | 810    | 784                   | 784                         | 6   | -3  |
| Trailer coaches.....                                       | 230    | 378                   | 378                         | 3   | +64 |
| All other products.....                                    | 1,636  | 1,612                 | 1,859                       | 14  | +14 |

<sup>1</sup> Reported volumes show the volume of wood used in the 127 industries included in this survey.

<sup>2</sup> Adjusted volumes show wood used in the 127 industries included in this survey plus the estimated volumes consumed in all other manufacturing industries.

<sup>3</sup> Excludes damage, blocking, and traying.

<sup>4</sup> Excludes 129 million board feet of softwood flooring which is included in flooring.

<sup>5</sup> Less than 0.5 percent.

Between 1960 and 1965, the volume of lumber used in most of the important wood-using products showed a substantial rise. There was, however, no significant change in the volume used for flooring and a small decline in the amount used for prefabricated wooden building and structural members.

## No trend in use of softwood lumber but hardwood use rising

Of the lumber used in manufacturing industries in 1965, more than half, or 7.3 billion board feet, was cut from native softwood species (table 11 and app. tables 7 through 10). Although this volume was 22 percent higher than in 1960, it is not significantly different from the volumes consumed in 1940 and 1948.

## Lumber used in manufactured products, 1965

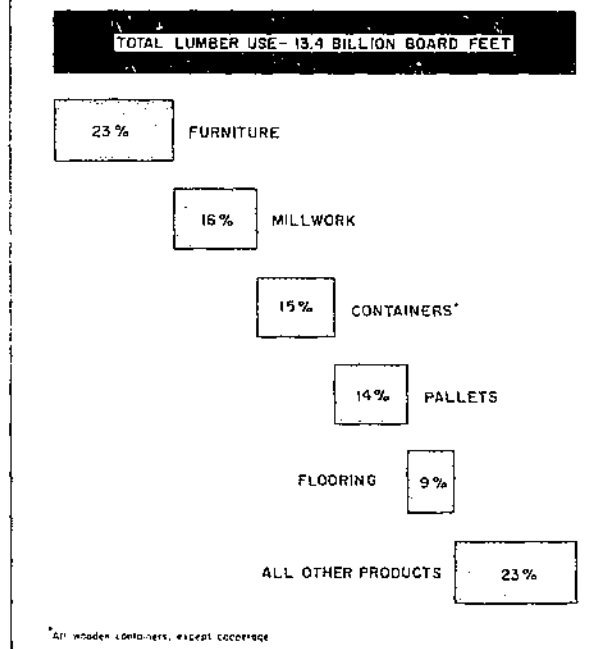


Figure 6

Hardwood lumber cut from native species accounted for slightly less than half of the lumber used in manufacturing in 1965. The volume consumed, however—6.9 billion board feet—was nearly double the volume reported in 1948 and 23 percent higher than that of 1960.

Ponderosa pine, Douglas fir, and southern yellow pine accounted for 47 percent of the softwood used (fig. 7). Oak was the principal hardwood species, representing 29 percent of total hardwood consumption (fig. 8). Maple, yellow-poplar, and gum were also important, each accounting for about 9 percent of hardwood volume consumed.

Millwork plants used 1.8 billion board feet of softwood lumber, or 27 percent of all native softwood lumber used (app. table 7). Other industries using large volumes of softwood lumber were the wood products, n.e.c., industry; prefabricated wooden buildings and structural members; and the nailed and lock corner wooden boxes and crates industry.

The hardwood dimension and flooring industry used 1.6 billion board feet or 25 percent of the total native hardwood lumber consumed in the manufacturing industries. The second largest

Table 11.--Lumber used in manufacturing industries by principal species, for specified years, 1940-65

(In billion board feet)

| Species                      | 1940   |         | 1948   |         | 1960   |         | 1965<br>Adjusted total <sup>1</sup> |         |
|------------------------------|--------|---------|--------|---------|--------|---------|-------------------------------------|---------|
|                              | Volume | Percent | Volume | Percent | Volume | Percent | Volume                              | Percent |
| Total.....                   | 11.0   | 100     | 12.2   | 100     | 11.7   | 100     | 14.3                                | 100     |
| Total, native softwoods..... | 6.7    | 60      | 7.3    | 60      | 6.0    | 51      | 7.3                                 | 51      |
| Ponderosa pine.....          | 2.1    | 20      | 2.4    | 20      | 1.6    | 13      | 1.4                                 | 10      |
| Douglas fir.....             | .9     | 8       | 1.1    | 9       | 1.3    | 11      | 1.0                                 | 7       |
| Southern yellow pine.....    | 1.8    | 16      | 1.7    | 14      | .9     | 8       | 1.0                                 | 7       |
| Other softwoods.....         | 1.9    | 16      | 2.1    | 17      | 2.2    | 19      | 3.9                                 | 27      |
| Total, native hardwoods..... | 4.2    | 39      | 4.8    | 39      | 5.6    | 48      | 6.9                                 | 48      |
| Oak.....                     | 1.5    | 14      | 1.3    | 10      | 1.8    | 16      | 2.0                                 | 14      |
| Gum.....                     | .7     | 7       | 1.1    | 9       | .7     | 6       | .5                                  | 4       |
| Maple.....                   | .6     | 5       | .5     | 4       | .7     | 6       | .6                                  | 4       |
| Yellow poplar.....           | .4     | 4       | .6     | 5       | .5     | 4       | .6                                  | 4       |
| Other hardwoods.....         | 1.0    | 9       | 1.3    | 11      | 1.9    | 16      | 3.2                                 | 22      |
| Total, imported woods.....   | 0.1    | 1       | 0.1    | 1       | 0.1    | 1       | 0.1                                 | 1       |

<sup>1</sup> Adjusted volumes show wood used in the 127 industries included in this survey plus the estimated volumes consumed in all other manufacturing industries.

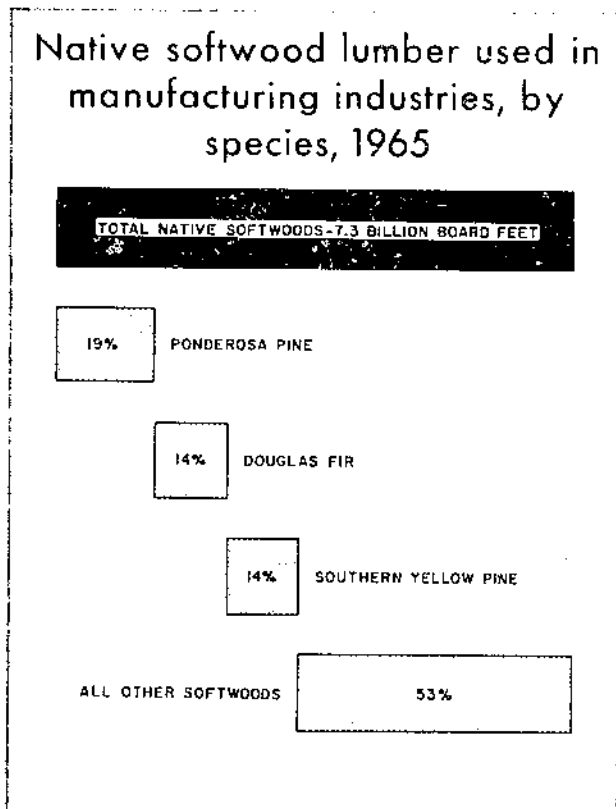


Figure 7

consumer was the nonupholstered wood household furniture industry which used 22 percent of the native hardwoods consumed.

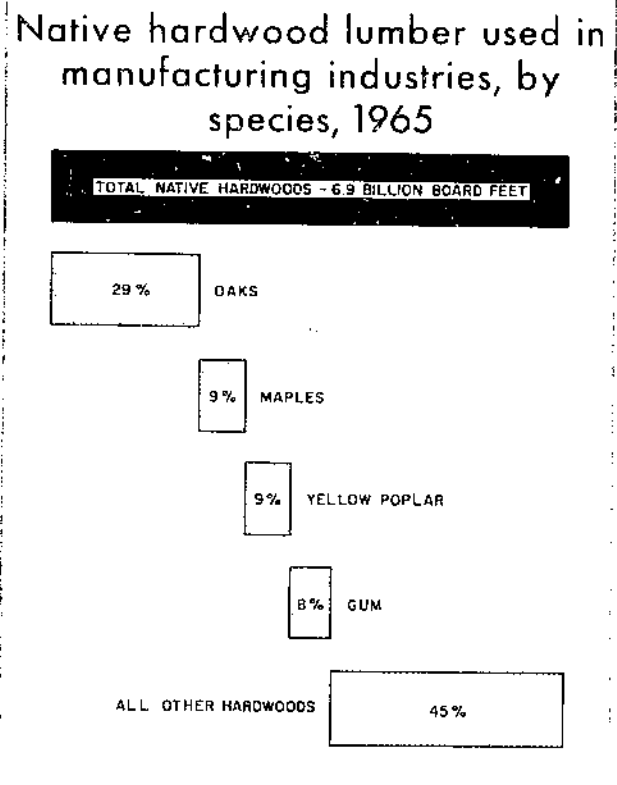


Figure 8

About 104 million board feet, or one percent of the total lumber used in manufacturing industries in 1965, was cut from imported woods.

Lumber from imported wood included 40 million board feet of mahogany, 25 million board feet of Philippine hardwoods, and 38 million board feet of other woods, such as banak, obeche, virola, and balsa.

The nonupholstered wood household furniture industry used 29 percent of the imported woods. The next two largest consumers were the mill-work industry (21 percent) and the boat building and repairing industry (15 percent).

### Most lumber used in products made for sale

Lumber used in products made for sale amounted to 11.8 billion board feet in 1965 and comprised 83 percent of the total volume consumed in the manufacturing industries (table 12). The remaining 2.5 billion board feet was almost equally divided between pallets and containers (made for own use), for dunnage, and a small volume (less than 0.5 percent) for jigs, models, patterns, and flasks (made for own use). Among products made for own use, except containers, lumber use increased between 1960 and 1965.

About half of the softwood lumber and 57 percent of the hardwood lumber used in products made for sale in 1965 was medium grade mate-

Table 12.--Lumber used in manufacturing industries, by type of use, 1960 and 1965

(In million board feet)

| Type of use                             | 1960   | 1965                  |                             | Percent change 1965 total 1960 |         |
|---|--------|-----------------------|-----------------------------|--------------------------------|---------|
|   |        | Reported <sup>1</sup> | Adjusted total <sup>2</sup> |                                |         |
|   |        | Volume                | Volume                      |                                | Percent |
| Total.....                              | 11,743 | 13,570                | 14,285                      | 100                            | +22     |
| Products made for sale.....             | 9,565  | 11,537                | 11,794                      | 83                             | +23     |
| Products made for own use.....          |        |                       |                             |                                |         |
| Pallets.....                            | 702    | 647                   | 843                         | 6                              | +20     |
| Containers.....                         | 786    | 597                   | 720                         | 5                              | -8      |
| Jigs, models, patterns, and flasks..... | 48     | 51                    | 64                          | ( <sup>3</sup> )               | +33     |
| Dunnage.....                            | 642    | 716                   | 864                         | 6                              | +35     |

<sup>1</sup> Reported volumes show the volume of wood used in the 127 industries included in this survey.

<sup>2</sup> Adjusted volumes show wood used in the 127 industries included in this survey plus the estimated volumes consumed in all other manufacturing industries.

<sup>3</sup> Less than 0.5 percent.

rial (app. tables 11 and 12). However, there was large variation in the grades of lumber used by the various industries. Wood office furniture manufacturers used the highest percentage of high quality softwoods. Special product sawmills consumed the largest percentage of high grade hardwoods. The wooden box and shoo industry used mostly low grade softwoods and medium grade hardwoods. The pallet industry used large quantities of both low grade softwoods and low grade hardwoods.

### BOLTS

#### 1.2 billion board feet of bolts used in 1965--61 percent more than in 1960

The volume of bolts used in manufacturing industries in 1965 was 1,242 million board feet--61 percent above 1960 (table 13 and app. table 17).

Special product mills<sup>2</sup> consumed the greatest volume of bolts used in 1965--37 percent of the total. The wood products, n.e.c., industry,

<sup>2</sup> This industry is described in the Definitions of terms in the Appendix.

Table 13.--Bolts used in the four principal using industries, by industry, 1960 and 1965

(In million board feet)

| Industry number | Industry                                   | 1960 | 1965                  |                             | Percent change 1965 total 1960 |         |
|-----------------|--|------|-----------------------|-----------------------------|--------------------------------|---------|
|                 |  |      | Reported <sup>1</sup> | Adjusted total <sup>2</sup> |                                |         |
|                 |  |      | Volume                | Volume                      |                                | Percent |
| Total.....      |  | 771  | 1,193                 | 1,242                       | 100                            | +61     |
| 24.2            | Special product sawmills.....              | 350  | 464                   | 464                         | 37                             | +29     |
| 24.9            | Wood products, n.e.c.....                  | 254  | 250                   | 250                         | 21                             | +1      |
| 24.1            | Hardwood dimension and flooring mills..... | 92   | 154                   | 154                         | 12                             | +38     |
| 24.3            | Cooperage.....                             | 91   | 119                   | 119                         | 10                             | +9      |
|                 | All other industries.....                  | 67   | 203                   | 203                         | 16                             | +27     |

<sup>1</sup> Reported volumes show the volume of wood used in the 127 industries included in this survey.

<sup>2</sup> Adjusted volumes show wood used in the 127 industries included in this survey plus the estimated volumes consumed in all other manufacturing industries.

which produces wood turnings, wooden novelties, woodenware, and handles from bolts, consumed another 21 percent of the total. The hardwood dimension and flooring industry and the cooperage industry were also significant, using 12 percent and 10 percent respectively. Building paper and building board mills, wooden container industries, and sawmills and planing mills consumed most of the remainder.

Nearly half of the bolts consumed in 1965 went into cooperage. The manufacture of shingles used another 18 percent (table 14). Sizable volumes of bolts were also used for products such as containers, sporting goods, and furniture.

The use of bolts for cooperage nearly tripled between 1960 and 1965. There was also a substantial rise in use of shingles and a small increase in use in all other products.

About two-thirds of the total volume of bolts (841 million board feet) used in 1965 was hardwoods, the same proportion as in 1960 (app.

Table 14.--Bolts used in manufacturing industries, by product, 1960 and 1965

(Million board feet, lumber equivalent)

| Product                 | 1960   | 1965                  |                             | Percent change 1965 total 1960 |         |
|-------------------------|--------|-----------------------|-----------------------------|--------------------------------|---------|
|                         |        | Reported <sup>1</sup> | Adjusted total <sup>2</sup> |                                |         |
|                         | Volume | Volume                | Volume                      |                                | Percent |
| Total.....              | 771    | 1,192                 | 1,242                       | 100                            | +61     |
| Cooperage.....          | 200    | 582                   | 582                         | 47                             | +191    |
| Shingles.....           | 165    | 230                   | 230                         | 18                             | +39     |
| All other products..... | 406    | 380                   | 430                         | 35                             | +6      |

<sup>1</sup> Reported volumes show the volume of wood used in the 127 industries included in this survey.

<sup>2</sup> Adjusted volumes show wood used in the 127 industries included in this survey plus the estimated volumes consumed in all other manufacturing industries.

table 18). White oak, used principally for cooperage, was the most important hardwood species. Three-fifths of the softwoods used was western redcedar, used principally for shingles.

Use of nearly all species showed an increase in 1965 over the 1960 volumes.

## VENEER

Veneer use in manufacturing totaled 4.4 billion square feet in 1965--slightly below 1960

In 1965, manufacturing industries used about 4.4 billion square feet (surface measure) of veneer (table 15 and app. table 19). This was about 1 percent below the volume in 1960, the only earlier survey year for which comparable data are available.

About 28 percent of the veneer used in 1965 was consumed in the wooden container industry and 25 percent in the nonupholstered wood household furniture industry. Another 23 percent was used in veneer and plywood plants in the manufacture of veneer for cut-to-size parts for resale (table 15 and fig. 9).

The small decline in veneer used in manufacturing between 1960 and 1965 reflected a 38 percent drop in use in the container

Table 15.--Veneer used in the four principal using industries, 1960 and 1965

(In million square feet, surface measure)

| Industry number | Industry  | 1960   | 1965                  |                             | Percent change 1965 total 1960 |         |
|-----------------|---|--------|-----------------------|-----------------------------|--------------------------------|---------|
|                 |   |        | Reported <sup>1</sup> | Adjusted total <sup>2</sup> |                                |         |
|                 |   | Volume | Volume                | Volume                      |                                | Percent |
|                 | Total.....                                      | 4,436  | 4,352                 | 4,396                       | 100                            | -1      |
| 2441-3          | Wooden containers.....                          | 1,949  | 1,211                 | 1,214                       | 28                             | -38     |
| 2511            | Wood household furniture, except upholstered... | 669    | 1,099                 | 1,099                       | 25                             | +64     |
| 2432            | Veneer and plywood plants.....                  | 974    | 1,000                 | 1,000                       | 23                             | +3      |
| 2431            | Millwork plants.....                            | 364    | 367                   | 367                         | 8                              | +8      |
|                 | All other industries.....                       | 640    | 675                   | 716                         | 16                             | +12     |

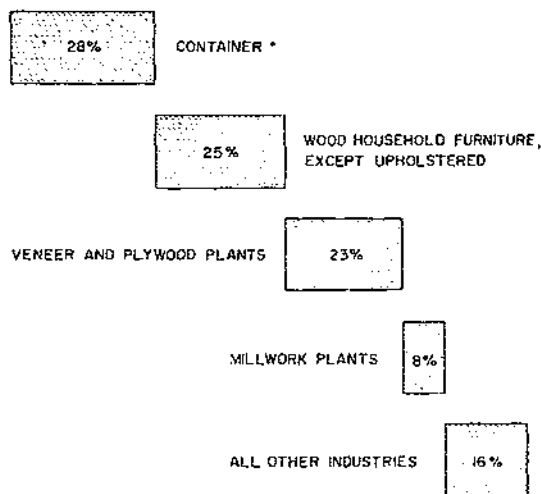
<sup>1</sup> Reported volumes show the volume of wood used in the 127 industries included in this survey.

<sup>2</sup> Adjusted volumes show wood used in the 127 industries included in this survey plus the estimated volumes consumed in all other manufacturing industries.



## Veneer used in manufacturing industries, by industry, 1965

TOTAL VENEER - 4.4 BILLION SQ. FT., SURFACE MEASURE



\* Includes all wooden container industries, except cooperage

Figure 9

industries, the largest user of veneer in both 1960 and 1965. In contrast, consumption in the nonupholstered wood household furniture industry increased 64 percent and millwork plants 80 percent in the 1960-65 period. Practically all of the veneer consumed in 1965 was used in products made for sale.

Two-thirds of the veneer used in the manufacture of furniture and containers

Thirty-four percent of the veneer used in 1965 went into the manufacture of furniture (table 16, fig. 10, and app. table 24). An additional 31 percent was consumed in the manufacture of containers. Other important veneer-using products were millwork, 464 million square feet, and matches, 209 million square feet. Smaller amounts were used in trailer coaches, musical instruments, handles, and flooring.

Table 16.--Veneer used in principal products, 1960 and 1965

(In million square feet, surface measure)

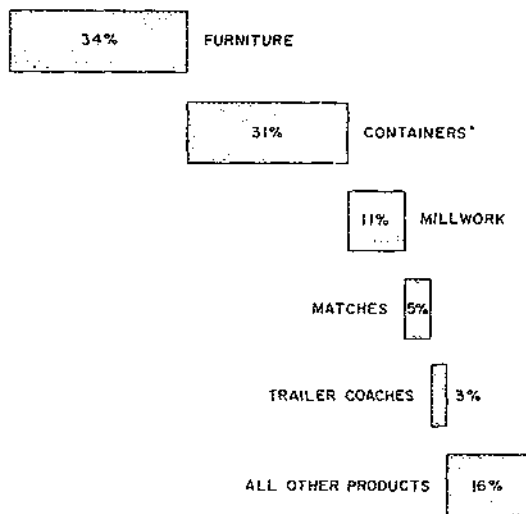
| Product            | 1960   | 1965                  |                                | Percent change<br>1965<br>Total<br>1960 |      |
|--------------------|--------|-----------------------|--------------------------------|---|------|
|                    |        | Reported <sup>1</sup> | Adjusted<br>total <sup>2</sup> |   |      |
|                    | Volume | Volume                | Volume                         | Percent                                 |      |
| Total.....         | 4,426  | 4,349                 | 4,393                          | 100                                     | -1   |
| Furniture.....     | 880    | 1,514                 | 1,514                          | 34                                      | +72  |
| Containers.....    | 1,988  | 1,368                 | 1,371                          | 31                                      | -31  |
| Millwork.....      | 204    | 464                   | 466                            | 11                                      | +127 |
| Matches.....       | 176    | 209                   | 209                            | 5                                       | +19  |
| All other products | 1,178  | 794                   | 835                            | 19                                      | -29  |

<sup>1</sup> Reported volumes show the volume of wood used in the 127 industries included in this survey.

<sup>2</sup> Adjusted volumes show wood used in the 127 industries included in this survey plus the estimated volumes consumed in all other manufacturing industries.

## Veneer used in manufactured products, by product, 1965

TOTAL USE-4.4 BILLION SQUARE FEET, SURFACE MEASURE



\* All wooden containers, except cooperage

Figure 10

The 1965 level of veneer consumption was higher than that of 1960 in furniture, millwork, and matches, but lower in containers and all other products.

## Eighty-eight percent of the veneer used in 1965 cut from native hardwood species

Native hardwood species comprised about 88 percent of the total veneer used in 1965 (table 17 and app. table 20). The most important hardwood species were gum--20 percent of the total--and yellow-poplar with 17 percent. Other important species were black walnut, birch, and oak.

Native softwoods, primarily Douglas fir and the true firs, accounted for 6 percent of the veneer used in 1965. Imported woods, mostly Philippine hardwoods and mahogany, made up the remaining 6 percent.

The wood household furniture industry consumed about 27 percent of the native hardwood veneer used in 1965 (app. table 22). Other industries using large volumes of native hardwood veneer were the veneer and plywood plants (26 percent) and the wirebound boxes and crates plants (19 percent).

The wooden container industries used 158 million square feet, or 62 percent of the total native softwood veneers (app. table 21). Other important using industries included paper mills (13 percent) and the nonupholstered wood household furniture industries (9 percent).

The millwork industry was the largest user of imported veneers consuming 130

Table 17.--Veneer used in manufacturing industries, by principal species, 1960 and 1965

(In million square feet, surface measure)

| Species                      | 1960   |                  | 1965<br>Adjusted total <sup>1</sup> |         |
|------------------------------|--------|------------------|-------------------------------------|---------|
|                              | Volume | Percent          | Volume                              | Percent |
| Total.....                   | 4,436  | 100              | 4,396                               | 100     |
| Total, native softwoods..... | 167    | 4                | 263                                 | 6       |
| Firs (true).....             | 48     | 1                | 100                                 | 2       |
| Douglas fir.....             | 76     | 2                | 62                                  | 2       |
| Other softwoods.....         | 43     | 1                | 101                                 | 2       |
| Total, native hardwoods..... | 4,129  | 93               | 3,867                               | 88      |
| Gum.....                     | 2,027  | 46               | 869                                 | 20      |
| Yellow poplar.....           | 675    | 15               | 755                                 | 17      |
| Black walnut.....            | 189    | 4                | 474                                 | 11      |
| Birch.....                   | 246    | 5                | 308                                 | 7       |
| Oak.....                     | 72     | 2                | 263                                 | 6       |
| Other hardwoods.....         | 920    | 21               | 1,198                               | 27      |
| Total, imported woods.....   | 140    | 3                | 266                                 | 6       |
| Philippine hardwoods.....    | 78     | 1                | 136                                 | 3       |
| Mahogany.....                | 71     | 2                | 78                                  | 2       |
| Other imported woods.....    | 39     | ( <sup>2</sup> ) | 54                                  | 1       |

<sup>1</sup> Adjusted volumes show wood used in the 127 industries included in this survey plus the estimated volumes consumed in all other manufacturing industries.

<sup>2</sup> Less than 0.5 percent.

million square feet or 49 percent of the total imported veneers (app. table 23). The nonupholstered wood household furniture industry used another 21 percent. Other major imported veneer-using industries were the trailer coaches and the veneer and plywood plants.

## PLYWOOD

### Almost 2.2 billion square feet of plywood used in 1965--22 percent below 1960

Plywood used in manufacturing industries amounted to 2.2 billion square feet, 3/8-inch basis, in 1965 (table 18). This level of consumption was 22 percent below the volume used in 1960.

Ninety-three percent of the plywood consumed in 1965 was used in products made for sale (app. table 26). The remaining 7 percent went into dunnage and products made and used in the same establishment.

Seven industries used about two-thirds of the plywood consumed in manufacturing in 1965 (fig. 11, table 18, and app. table 27). The nonupholstered wood household furniture industry was the largest user of plywood, consuming one-fifth of the total. The trailer coach industry, millwork plants, container industries, partitions and fixtures industry, and the prefabricated wood products industry, together, used about half of the total. The remaining 32 percent was used in varying quantities in almost all of the other industries included in the survey.

Five of the seven principal plywood-using industries consumed less plywood in 1965 than

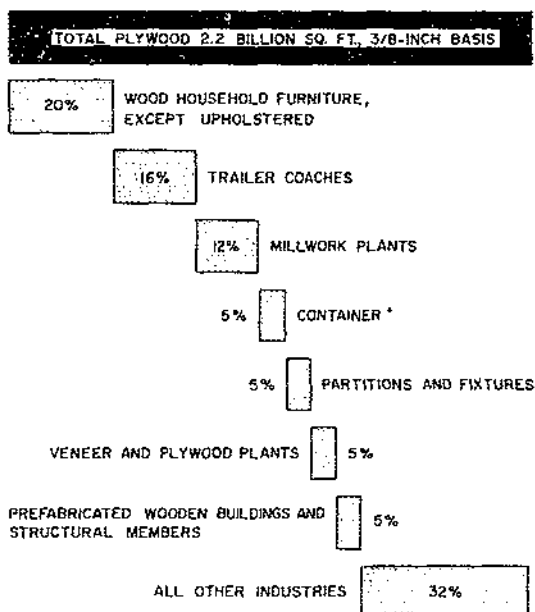
Table 18.--Plywood used in the seven principal using industries, 1960 and 1965

(In million square feet, 3/8-inch basis)

| Industry number | Industry   | 1960<br>Volume | 1965                  |                             | Percent change<br>1965 total<br>1960 |            |
|-----------------|--|----------------|-----------------------|-----------------------------|--------------------------------------|------------|
|                 |  |                | Reported <sup>1</sup> | Adjusted total <sup>1</sup> |                                      |            |
|                 |  |                | Volume                | Volume                      |                                      | Percent    |
|                 | <b>Total.....</b>  | <b>2,820</b>   | <b>2,104</b>          | <b>2,192</b>                | <b>100</b>                           | <b>-22</b> |
| 2511            | Wood household furniture except upholstered...             | 450            | 442                   | 442                         | 20                                   | -2         |
| 3791            | Trailer coaches.....                                       | 291            | 359                   | 359                         | 16                                   | +23        |
| 2431            | Millwork plants.....                                       | 307            | 273                   | 273                         | 12                                   | -11        |
| 2441-3          | Wood containers.....                                       | 328            | 113                   | 113                         | 5                                    | -66        |
| 2432            | Veneer and plywood plants.....                             | 109            | 110                   | 110                         | 5                                    | +1         |
| 254             | Partitions and fixtures.....                               | 183            | 103                   | 103                         | 5                                    | -44        |
| 2433            | Prefabricated wooden buildings and structural members..... | 540            | 100                   | 100                         | 5                                    | -81        |
|                 | All other industries.....                                  | 612            | 604                   | 692                         | 32                                   | +13        |

<sup>1</sup> Reported volumes show the volume of wood used in the 127 industries included in this survey.<sup>2</sup> Adjusted volumes show wood used in the 127 industries included in this survey plus the estimated volumes consumed in all other manufacturing industries.

## Plywood used in manufacturing industries, by industry, 1965



\* includes all wooden container industries, except cooperage.

Figure 11

in 1960. Only the trailer coach industry showed a significant gain in the use of plywood. There was little change in the volume of plywood used in veneer and plywood industry between 1960 and 1965.

## One-third of plywood used in furniture

About a third of the plywood used in 1965 was consumed in the manufacture of furniture (table 19, fig. 12, and app. table 31). An additional 17 percent went into the manufacture of trailer coaches. Large volumes were also used for millwork and containers (app. table 32).

Of the major products, only trailer coaches showed an increase in use, up 27 percent from the 1960 level. Use in furniture declined 11 percent and in containers 60 percent.

Table 19.--Plywood used in principal products, 1960 and 1965


(In million square feet, 3/8-inch basis)

| Product  | 1960<br>Volume | 1965                  |                             | Percent change<br>1965 total<br>1960 |            |
|--|----------------|-----------------------|-----------------------------|--------------------------------------|------------|
|  |                | Reported <sup>1</sup> | Adjusted total <sup>2</sup> |                                      |            |
|  |                | Volume                | Volume                      |                                      | Percent    |
| <b>Total.....</b>  | <b>2,809</b>   | <b>2,093</b>          | <b>2,174</b>                | <b>100</b>                           | <b>-23</b> |
| Furniture.....   | 779            | 690                   | 690                         | 32                                   | -11        |
| Trailer coaches.....                                       | 291            | 369                   | 369                         | 17                                   | +27        |
| Millwork.....  | 307            | 294                   | 294                         | 13                                   | -4         |
| Containers.....  | 437            | 138                   | 174                         | 8                                    | -60        |
| Prefabricated wooden buildings and structural members..... | 540            | 107                   | 107                         | 5                                    | -80        |
| Partitions and fixtures.....                               | 219            | 106                   | 106                         | 5                                    | -52        |
| All other products.....                                    | 236            | 369                   | 434                         | 20                                   | +84        |

<sup>1</sup> Reported volumes show the volume of wood used in the 127 industries included in this survey.<sup>2</sup> Adjusted volumes show wood used in the 127 industries included in this survey plus the estimated volumes consumed in all other manufacturing industries.

## Plywood used in manufactured products, by product, 1965

TOTAL USE - 2.2 BILLION SQUARE FEET, 3/8-INCH BASIS



\*All wooden containers, except keellogs

Figure 12

### Softwood plywood accounted for 56 percent of total--nearly all Douglas fir

Softwood plywood composed 56 percent of the plywood used in manufacturing in 1965 (table 20 and app. table 28). About 94 percent of the softwood was made from Douglas fir.

Native hardwood plywood composed another 34 percent of the plywood consumed in 1965 (app. table 29). Birch, gum, oak, and black walnut were the most important hardwood species.

Imported plywoods accounted for 10 percent of total use in 1965 (app. table 30). Philippine hardwoods composed about 66 percent of the

## TRENDS IN COMBINED USE OF VENEER AND PLYWOOD

### Veneer and plywood use totaled 3.1 billion square feet in 1965--one-fifth less than in 1960

The combined volume of veneer and plywood used in 1965 was 3.1 billion square feet, 3/8-inch basis--21 percent below the level of use in 1960 but about the same as that in 1948 (table 21 and fig. 13).

In both 1965 and 1960, about 43 percent of the veneer and plywood used was softwoods, 48 per-

Table 20.--Plywood used in manufacturing industries, by principal species, 1960 and 1965

(In million square feet, 3/8-inch basis)

| Species                     | 1960             |                  | 1965 Adjusted total <sup>1</sup> |         |
|-----------------------------|------------------|------------------|----------------------------------|---------|
|                             | Volume           | Percent          | Volume                           | Percent |
| Total.....                  | 2,820            | 100              | 2,192                            | 100     |
| Total, native softwoods.... | 1,724            | 60               | 1,236                            | 56      |
| Douglas fir.....            | 1,562            | 55               | 1,197                            | 53      |
| Other softwoods.....        | 162              | 5                | 139                              | 3       |
| Total, native hardwoods.... | 769              | 27               | 735                              | 34      |
| Birch.....                  | 181              | 6                | 189                              | 9       |
| Gum.....                    | 251              | 9                | 160                              | 7       |
| Oak.....                    | 73               | 3                | 112                              | 5       |
| Black walnut.....           | 70               | 3                | 77                               | 4       |
| Other hardwoods.....        | 172              | 6                | 197                              | 9       |
| Total, imported woods.....  | 367              | 11               | 221                              | 10      |
| Philippine hardwoods.....   | 235              | 8                | 145                              | 7       |
| Mahogany.....               | 55               | 2                | 38                               | 1       |
| Birch (imported).....       | ( <sup>2</sup> ) | ( <sup>1</sup> ) | 26                               | 1       |
| Other imported woods.....   | 77               | 3                | 22                               | 1       |

<sup>1</sup> Adjusted volumes show wood used in the 127 industries included in this survey plus the estimated volumes consumed in all other manufacturing industries.

<sup>2</sup> Less than 500,000 square feet.

<sup>3</sup> Less than 0.5 percent.

imports. Mahogany, imported birch, and "other" comprised 1 percent each of the total plywood.

In 1965, the trailer coach industry used about 23 percent of the softwood plywood. Other industries using large volumes of softwood plywood were the prefabricated wooden buildings and structural members, nonupholstered wood household furniture, and millwork plants, each consuming about 8 percent of the total volume.

Forty-two percent of native hardwood plywood was used in the nonupholstered wood household furniture industry. Other important users of native hardwood plywood were the millwork and veneer and plywood industries.

Three industries, millwork, nonupholstered wood household furniture, and trailer coaches, used 80 percent of the imported plywood. Substantial volumes were also used in the wood partitions and fixtures industry and the boat building and repair industry.

cent hardwoods, and 9 percent imported woods. In the earlier surveys this proportion was roughly one-third softwoods, two-thirds hardwoods, with only a small volume of imported woods.

Douglas fir has been the most important softwood species in all survey years. Gum and yellow-poplar have been the leading hardwood species in recent survey years.

Table 21.--Veneer and plywood used in manufacturing industries, by principal species, for specified years, 1940-65

(In million square feet, 3/8-inch basis)

| Species                    | 1940   |                  | 1948   |                  | 1960   |                  | 1965<br>Adjusted total <sup>1</sup> |         |
|----------------------------|--------|------------------|--------|------------------|--------|------------------|-------------------------------------|---------|
|                            | Volume | Percent          | Volume | Percent          | Volume | Percent          | Volume                              | Percent |
| Total, all species.....    | 1,208  | 100              | 3,016  | 100              | 3,955  | 100              | 3,108                               | 100     |
| Total, softwoods.....      | 288    | 24               | 910    | 30               | 1,759  | 44               | 1,320                               | 43      |
| Douglas fir.....           | 205    | 17               | 651    | 22               | 1,589  | 40               | 1,180                               | 38      |
| Southern yellow pine.....  | 40     | 3                | 96     | 3                | 15     | ( <sup>2</sup> ) | 31                                  | 1       |
| Fir (true).....            | --     | --               | 35     | 1                | 116    | 3                | 32                                  | 1       |
| Other softwoods.....       | 43     | 4                | 128    | 4                | 39     | 1                | 77                                  | 3       |
| Total, hardwoods.....      | 899    | 74               | 2,063  | 68               | 1,809  | 46               | 1,496                               | 48      |
| Birch.....                 | 45     | 4                | 107    | 4                | 216    | 6                | 229                                 | 7       |
| Black walnut.....          | 22     | 2                | 22     | 1                | 88     | 2                | 115                                 | 4       |
| Gum.....                   | 533    | 44               | 1,224  | 40               | 885    | 22               | 396                                 | 13      |
| Oak.....                   | 14     | 1                | 32     | 1                | 85     | 2                | 166                                 | 5       |
| Yellow-poplar.....         | 112    | 9                | 195    | 6                | 149    | 4                | 142                                 | 5       |
| Other hardwoods.....       | 173    | 14               | 493    | 16               | 386    | 10               | 448                                 | 14      |
| Total, imported woods..... | 21     | 2                | 43     | 1                | 387    | 10               | 292                                 | 9       |
| Philippine hardwoods.....  | 3      | ( <sup>2</sup> ) | --     | --               | 243    | 6                | 192                                 | 6       |
| Kahogany.....              | 10     | 1                | 35     | 1                | 63     | 2                | 42                                  | 1       |
| Other imported woods.....  | 8      | 1                | 8      | ( <sup>2</sup> ) | 81     | 2                | 53                                  | 2       |

<sup>1</sup> Adjusted volumes show wood used in the 127 industries included in this survey plus the estimated volumes consumed in all other manufacturing industries.

<sup>2</sup> Less than 0.5 percent.

### Trends in veneer and plywood used in manufacturing industries

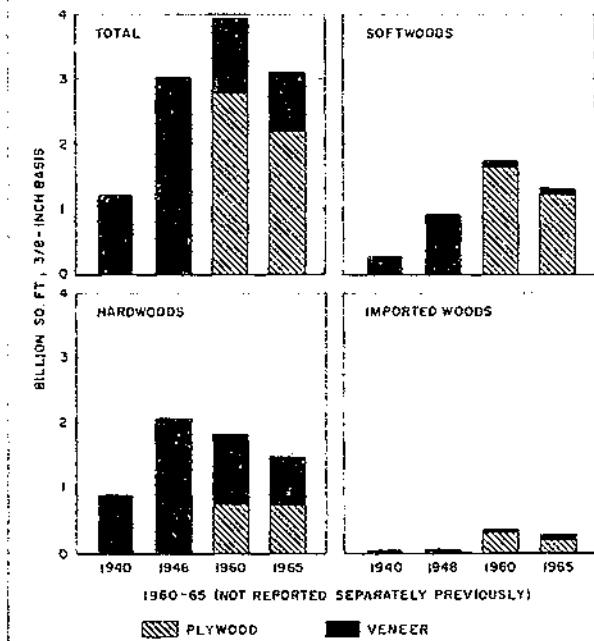


Figure 13

# HARDBOARD<sup>3</sup>

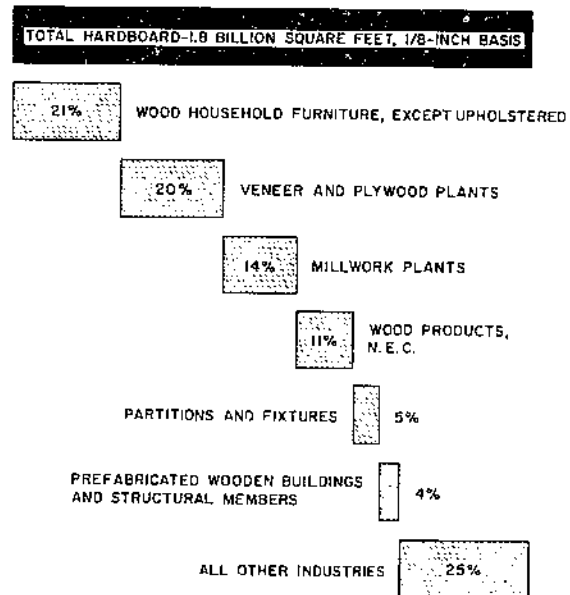
Manufacturing industries consumed almost 1.8 billion square feet of hardboard--45 percent above use in 1960

Hardboard used in manufacturing in 1965 totaled 1.8 billion square feet, 1/8-inch basis (table 22 and app. table 33). This was 45 percent above the 1.2 billion square feet used in 1960, the only earlier year for which data are available.

The nonupholstered wood household furniture industry was the major user of hardboard, accounting for 21 percent of the total use in 1965 (table 22, fig. 14, and app. table 33). Veneer and plywood plants ranked second with 20 percent of the total. Substantial amounts of hardboard were also used in millwork; wood products, n.e.c.; partitions and fixtures; and prefabricated wooden buildings and structural members industries.

Consumption of hardboard in 1965 by the nonupholstered wood household furniture industry was 88 percent above the 1960 level of consumption, and that in millwork plants, 257 percent more. Consumption by wood products, n.e.c., industry in 1965 showed a very large rise of 488 percent over the 1960 level, but this

## Hardboard\* used in manufacturing industries, by industry, 1965



\*26 pounds and over per cubic foot

Figure 14

<sup>3</sup>See definition in appendix for density range of hardboard reported in this publication.

Table 22.--Hardboard used in the five principal using industries, 1960 and 1965

(In million square feet, 1/8-inch basis)

| Industry number | Industry   | 1960  | 1965                  |        | Percent change 1965 total 1960 |                             |
|-----------------|--|-------|-----------------------|--------|--------------------------------|-----------------------------|
|                 |  |       | Reported <sup>1</sup> |        |                                | Adjusted total <sup>2</sup> |
|                 |  |       | Volume                | Volume |                                |                             |
|                 | Total.....   | 1,218 | 1,605                 | 1,764  | 100                            | +45                         |
| 2511            | Wood household furniture except upholstered...             | 196   | 368                   | 368    | 21                             | +88                         |
| 2432            | Veneer and plywood plants.....                             | 2     | 348                   | 348    | 20                             | ( <sup>3</sup> )            |
| 2431            | Millwork plants.....                                       | 68    | 243                   | 243    | 14                             | +257                        |
| 2499            | Wood products, n.e.c.....                                  | 34    | 200                   | 200    | 11                             | +488                        |
| 254             | Partitions and fixtures.....                               | 59    | 84                    | 84     | 5                              | +42                         |
| 2433            | Prefabricated wooden buildings and structural members..... | 83    | 80                    | 80     | 4                              | -4                          |
|                 | All other industries.....                                  | 776   | 282                   | 441    | 25                             | -43                         |

<sup>1</sup> Reported volumes show the volume of wood used in the 127 industries included in this survey.

<sup>2</sup> Adjusted volumes show wood used in the 127 industries included in this survey plus the estimated volumes consumed in all other manufacturing industries.

<sup>3</sup> Exceeds 1000 percent.

was probably due more to the change in classification which shifted hardboard cut-up plants from the paper industry to wood products, n.e.c., than to an actual increase in consumption in this industry. In contrast to these upward trends, the house trailer coach industry and most other industries used significantly less hardboard in 1965 than in 1960.

### One-third of hardboard used in furniture

About one-third, or 566 million square feet (1/8-inch basis), of all hardboard went into furniture in 1965 (table 23 and app. table 3). Large volumes of hardboard also were used in such products as millwork, 256 million square feet; fixtures and partitions, 98 million square feet; trailer coaches, 91 million square feet; and prefabricated wooden buildings and structural members, 84 million square feet.

Table 23.--Hardboard used in principal products, 1960 and 1965  
(In million square feet, 1/8-inch basis)

| Product  | 1960   | 1965                  |                             | Percent change 1965 total 1960 |         |
|--|--------|-----------------------|-----------------------------|--------------------------------|---------|
|  |        | Reported <sup>1</sup> | Adjusted total <sup>2</sup> |                                |         |
|  | Volume | Volume                | Volume                      |                                | Percent |
| Total.....   | 1,217  | 1,602                 | 1,760                       | 100                            | +45     |
| Furniture.....   | 304    | 566                   | 566                         | 32                             | +86     |
| Millwork.....  | 107    | 256                   | 256                         | 14                             | +139    |
| Partitions and fixtures                                    | 72     | 98                    | 98                          | 6                              | +36     |
| Trailer coaches.....                                       | 188    | 91                    | 91                          | 5                              | -52     |
| Prefabricated wooden buildings and structural members..... | 83     | 84                    | 84                          | 5                              | +1      |
| All other products....                                     | 463    | 507                   | 665                         | 38                             | +44     |

<sup>1</sup> Reported volumes show the volume of wood used in the 127 industries included in this survey.

<sup>2</sup> Adjusted volumes show wood used in the 127 industries included in this survey plus the estimated volumes consumed in all other manufacturing industries.

The use of hardboard in 1965 in all major products increased over the 1960 level, except for trailer coaches.

## INSULATION BOARD<sup>4</sup>

### Insulation board used in 1965 totaled 241 million square feet

In 1965 manufacturing industries used about 241 million square feet, 1/2-inch basis, of insulation board--7 percent of U.S. production (app. table 34). Practically all of this was consumed in products made for sale.

### Over half of the insulation board used in the manufacture of trailer coaches

The trailer coach industry was the largest consumer of insulation board in 1965, using 128 million square feet, over one-half of the total (table 24). Other industries using signifi-

cant amounts were millwork plants, prefabricated wooden buildings and structural members, sheet metal plants, and hardwood dimension and flooring plants. The latter four industries consumed 94 million square feet, or about 39 percent, of the insulation board used.

In 1965, 53 percent of the total insulation board was used in manufacturing trailer coaches (table 25, app. table 3). Another two-fifths was used in millwork, prefabricated wooden buildings and structural members, metal siding, and refrigerators and air conditioners. The remaining volume went into a wide variety of products.

Table 25.--Insulation board used in principal products, 1965

(In million square feet, 1/2-inch basis)

| Product  | 1965   |                  |
|--|--------|------------------|
|  | Volume | Percent of total |
| Total.....   | 241    | 100              |
| Trailer coaches.....                                       | 128    | 53               |
| Millwork.....  | 42     | 17               |
| Prefabricated wooden buildings and structural members..... | 31     | 13               |
| Metal siding.....  | 11     | 5                |
| Refrigerators and air conditioners                         | 6      | 2                |
| All other products.....                                    | 23     | 10               |

<sup>4</sup> Under Insulation board, see definition in appendix for density range.

Table 24.--Insulation board used in the five principal industries, 1965

(In million square feet, 1/2-inch basis)

| Industry number | Industry   | 1965   |                  |
|-----------------|--|--------|------------------|
|                 |  | Volume | Percent of total |
|                 | Total.....   | 241    | 100              |
| 2501            | Trailer coaches.....                                       | 128    | 53               |
| 2611            | Millwork plants.....                                       | 42     | 17               |
| 2633            | Prefabricated wooden buildings and structural members..... | 31     | 13               |
| 2622            | Sheet-metal work.....                                      | 11     | 5                |
| 2626            | Hardwood dimension & flooring plants                       | 6      | 2                |
|                 | All other industries.....                                  | 23     | 10               |

## PARTICLE BOARD

Particleboard used amounted to 570 million square feet--four times the volume used in 1960

Manufacturing industries consumed 570 million square feet, 3/4-inch basis, of particleboard in 1965 (table 26 and app. table 35). This was slightly more than four times the volume used in 1960, the only earlier year for which data are available.

Two industries account for over half of the consumption of particleboard

More than one-third--196 million square feet--of the particleboard consumed in 1965 was in the nonupholstered wood household furniture industry, and about one-fifth, by the wood products, n.e.c., industry (fig. 15, table 26, and app. table 35). Most of the particleboard used in this last industry was manufactured into cut-to-size custom stock which was shipped to other industries. Other industries using large amounts of particleboard were partitions and fixtures manufacturers, metal household furniture producers, and millwork plants. These three industries together consumed about one-fourth of the particleboard used.

Particleboard use in 1965 was 304 percent above 1960 levels in all manufacturing industries. The rise was especially large in the

### Particleboard used in manufacturing industries, by industry, 1965

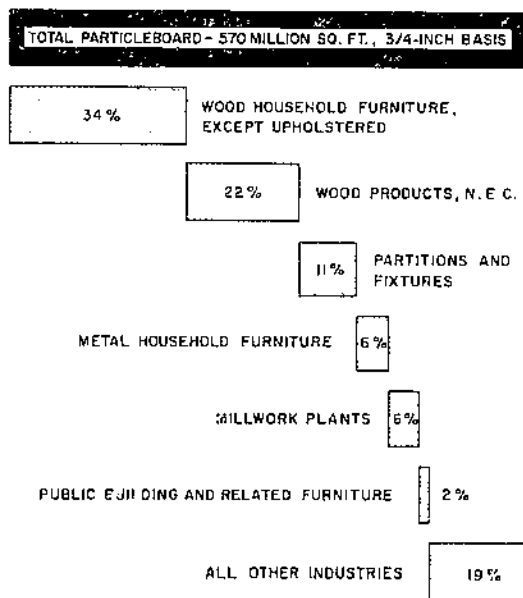


Figure 15

Table 26.--Particleboard used in the five principal using industries, 1960 and 1965

(In million square feet, 3/4-inch basis)

| Industry number | Industry                                       | 1960             | 1965                  |                             | Percent change 1965 total 1960 |                  |
|-----------------|--|------------------|-----------------------|-----------------------------|--------------------------------|------------------|
|                 |  |                  | Reported <sup>1</sup> | Adjusted total <sup>2</sup> |                                |                  |
|                 |  |                  | Volume                | Volume                      |                                | Volume           |
|                 | Total.....                                     | 141              | 547                   | 570                         | 100                            | +304             |
| 2511            | Wood household furniture, except upholstered.. | 35               | 196                   | 196                         | 34                             | +460             |
| 2499            | Wood products, n.e.c.....                      | ( <sup>3</sup> ) | 123                   | 123                         | 22                             | ( <sup>4</sup> ) |
| 254             | Partitions and fixtures.....                   | 27               | 62                    | 62                          | 11                             | +182             |
| 2514            | Metal household furniture.....                 | 18               | 36                    | 36                          | 6                              | +100             |
| 2431            | Millwork plants.....                           | 9                | 33                    | 33                          | 6                              | +267             |
|                 | All other industries.....                      | 57               | 97                    | 120                         | 21                             | +111             |

<sup>1</sup> Reported volumes show the volume of wood used in the 127 industries included in this survey.

<sup>2</sup> Adjusted volumes show wood used in the 127 industries included in this survey plus the estimated volumes consumed in all other manufacturing industries.

<sup>3</sup> Less than 500,000 square feet.

<sup>4</sup> Exceeds 1,000 percent.



nonupholstered wood household furniture industry where use increased 460 percent.

### Over four-fifths of particleboard used in two products--furniture and partitions and fixtures

Approximately 62 percent of the particleboard used by manufacturers in 1965 went into the production of furniture (table 27). Partitions and fixtures, a product closely related to furniture, used another 14 percent. Significant quantities of particleboard were also used in millwork and trailer coaches.

Table 27.--Particleboard consumed in the four major wood products, 1960 and 1965

(In million square feet, 3/4-inch basis)

| Product                 | 1960   | 1965                  |                             |         | Percent change 1965 total 1960 |
|-------------------------|--------|-----------------------|-----------------------------|---------|--------------------------------|
|                         |        | Reported <sup>1</sup> | Adjusted total <sup>2</sup> |         |                                |
|                         | Volume | Volume                | Volume                      | Percent |                                |
| Total.....              | 141    | 547                   | 570                         | 100     | +304                           |
| Furniture.....          | 69     | 352                   | 352                         | 62      | +410                           |
| Partitions and fixtures | 23     | 79                    | 79                          | 14      | +243                           |
| Millwork.....           | 9      | 42                    | 42                          | 7       | +389                           |
| Trailer coaches.....    | 8      | 22                    | 22                          | 4       | +175                           |
| All other products..... | 32     | 50                    | 73                          | 13      | +128                           |

<sup>1</sup> Reported volumes show the volume of wood used in the 127 industries included in this survey.

<sup>2</sup> Adjusted volumes show wood used in the 127 industries included in this survey plus the estimated volumes consumed in all other manufacturing industries.

## APPENDIX

### Definition of Terms

Containers, wooden.--Includes nailed and lock-corner wooden boxes and shooks; wirebound boxes made from lumber, veneer, and plywood; and veneer and plywood containers, except boxes and crates, including pails, drums, tubs, fruit and vegetable baskets, and hampers.

Cooperage.--Includes slack and tight cooperage. The cooperage industry (SIC 2445) includes establishments primarily engaged in manufacturing barrels, tubs, hogshead, and other containers made of staves, except fruit and vegetable baskets (Industry 2443). Establishments primarily engaged in manufacturing tobacco hogshead stock are classified in Industry 2421, and those manufacturing cooperage stock in Industry 2429.

Establishment.--A factory, mill, or plant operating at a single location and performing a specified range of operations or producing a specified range of products.

Furniture and fixtures, n.e.c. (SIC 2599).--Establishments primarily engaged in manufacturing furniture and fixtures, not elsewhere classified, including furniture especially designed for use in restaurants and factories. It also includes office and store fixtures, except metal and wood.

Hardboard.--A felted, wood-base, panel material manufactured of wood fibers, refined or partly refined, and formed into a panel having a density of approximately 26 pounds per cubic-foot or more, as defined by the Bureau of the Census for 1965. Newer definitions have been developed which define felted panels as: structural insulating board--density of 31 to 50 pounds per cubic-foot; and hardboard--density of over 50 pounds per cubic-foot. This report has retained the 1965 definition.

Hardware, n.e.c. (SIC 3429).--Establishments primarily engaged in manufacturing miscellaneous metal products, usually termed "hardware," not elsewhere classified. Includes such items as builders' hardware, cabinet hardware, furniture hardware, door locks, fireplace equipment, luggage hardware, marine hardware, and vehicle hardware.

Household furniture, n.e.c. (SIC 2519).--Establishments primarily engaged in manufacturing

reed, rattan, wicker, and plastic furniture.

Industry.--A group of establishments primarily engaged in the same or similar lines of manufacturing and having a high degree of specialization within the industry.

Insulating board.--A fibrous-felted, homogeneous, or laminated panel having a density range of approximately 10 to 26 pounds per cubic-foot.

Manufacturing industries.--Manufacturing industries comprise all establishments primarily engaged in manufacturing as defined in the 1957 Standard Industrial Classification (SIC) Manual and its revisions; Manufacturing is the mechanical or chemical transformation of substances into products. The assembly of component parts or products is also considered to be manufacturing if the result is neither a structure nor other fixed improvement. These activities; usually carried on in plants, factories, or mills; characteristically use power-driven machines and handling equipment.

The following industries are of special interest and are described under their alphabetic heading in this section:

| Industry number | Name of industry                                      |
|-----------------|---|
| 2421            | Sawmills and planing mills                            |
| 2429            | Special product sawmills, n.e.c.                      |
| 2432            | Veneer and plywood plants                             |
| 2433            | Prefabricated wooden buildings and structural members |
| 2445            | Cooperage   |
| 2499            | Wood products, n.e.c.                                 |
| 2519            | Household furniture, n.e.c.                           |
| 2599            | Furniture and fixtures, n.e.c.                        |
| 3429            | Hardware, n.e.c.                                      |
| 3949            | Sporting and athletic goods, n.e.c.                   |

Pallets.--Includes single-face and double-face pallets and all types of pallet boxes or bins.

Particleboard.--A panel material composed of small, discrete pieces of wood that are bonded together in presence of heat and pressure by a synthetic resin adhesive.

Prefabricated wooden buildings and structural members (SIC 2433).--Establishments primarily engaged in manufacturing prefabricated

wooden buildings, sections, and panels; or in producing laminated or fabricated trusses, arches, and other structural members of lumber. Prefabrication on the construction site is not included in this industry.

Product.--The end item from materials processed by manufacturing establishments. The final product of a manufacturing establishment may be "finished" in that it is ready for utilization or consumption, or it may be "semi-finished" to become a raw material for an establishment engaged in further manufacturing.

Sawmills and planing mills (SIC 2421).--Only plants included which produced an annual value of \$50,000 in shipments of softwood cut stock, softwood flooring, and other general sawmill and planing mill products, n.e.c., such as tobacco hogshead stock, cooling tower stock, crossarm stock, and snow fence lath. Also included were plants producing \$50,000 value of shipments of products not primary to this industry, such as containers, furniture, millwork, etc. Products primary to this industry, such as rough lumber, sawed ties, and dressed lumber (ceiling, framing, matched, partition, shiplapped siding), were excluded in the survey.

Special product sawmills, n.e.c. (SIC 2429).--Mills primarily engaged in manufacturing excelsior, wood shingles and shakes, and cooperage stock. Wood flour and chips normally are in this industry but were excluded in this survey.

Species grouping.--Douglas fir and [western larch] are often reported in combination, and no attempt is made to separate such volumes. Cedar, eastern white, includes northern and Atlantic white cedar. Tupelo includes water tupelo and black tupelo because of the difficulty in differentiation. Mahogany includes tropical American mahogany and Khaya, which is also known as African mahogany or Nigerian mahogany. Most manufacturers report only "Mahogany," and it is not possible to distinguish the two kinds. Parana pine is also known as Brazilian araucaria. Other foreign woods includes relatively large volumes of ayous, banak, cativo, cumala, shina, European birch, European elm, and Japanese birch.

Sporting and athletic goods, n.e.c. (SIC 3949).--Establishments primarily engaged in manufacturing sporting and athletic goods, not

elsewhere classified, such as fishing tackle; golf and tennis goods; baseball, gymnasium, and playground equipment; billiard and pool tables; and bowling alleys and equipment.

Standard Industrial Classification (SIC).--The standard industrial classification system in 1963 delineated 21 major groups and 425 detailed industries in the manufacturing segment of the economy. Each detailed industry was identified by a 4-digit number. Each industrial group comprised one or more of the 4-digit industries that have the same first three digits. Similarly, a major group consisted of the 3-digit groups that have the same first two digits and was identified by the 2-digit number.

Standard units of measure.--The standard units of measure used in this report by form of wood:

|                        |                               |
|------------------------|-------------------------------|
| Lumber .....           | Board feet                    |
| Veneer .....           | Square feet, surface measure  |
| Plywood .....          | Square feet, 3/8-inch basis   |
| Bolts .....            | Board feet, lumber equivalent |
| Hardboard .....        | Square feet, 1/8-inch basis   |
| Particleboard .....    | Square feet, 3/4-inch basis   |
| Insulation board ..... | Square feet, 1/2-inch basis   |

Veneer and plywood mills (SIC 2437).--Establishments primarily engaged in producing commercial veneer and those primarily engaged in manufacturing commercial plywood. Establishments primarily engaged in the production of veneer which is used in the same establishment for the manufacture of end products, such as fruit and vegetable baskets, are classed in Industry 2443, and wood boxes in industries 2441 and 2442. In this survey, veneer and plywood plants reported only the volumes of veneer or plywood used in remanufacture for cut-to-size (custom) stock.

Wood products, n.e.c. (SIC 2499).--Establishments primarily engaged in turning and shaping wood and manufacturing miscellaneous wood products, not elsewhere classified, such as lasts and related products, cork products, mirror and picture frames, baskets (except fruit), wood and sheet metal combination cooling towers, wood dowels, wood garment hangers, wood handles, wood ladders, wood and metal combination pallets and skids, toilet seats, snowfence, particleboard, and hardboard. In this survey only cut-to-size particleboard and hardboard were included; standard size panels and wall paneling were not included.

## Survey Procedure

This 1965 study of wood use in manufacturing was based on a survey of 127 major wood-using industries out of the total of 425 industries. The 127 industries are estimated to use about 95 percent of all wood utilized by the manufacturing segment of the economy for products made for sale and materials handling. Wood used for construction or maintenance of buildings and similar activities was excluded.

Sampling rates were determined by optimum allocation based on variations in wood use within employee size classes found in the 1960 study. Based on the predetermined sampling rates, a sample of 20,488 of the 60,122 establishments in the 127 four-digit industries was selected for study. In all cases except one, no establishment with fewer than five employees was sampled. An exception was made in SIC 2499, Wood Products, n.e.c., in which are included such diverse items as mirrors and picture frames, tool handles, pallets and skids, pencil slates, ladders, dowels, particleboard, and hardboard--all typically made by very small firms.

In industry 2421, Sawmills and Planing Mills, relatively few establishments do a substantial business converting standard-size lumber into finished products, parts, or cut-to-size stock. In this industry, plants were selected that shipped secondary parts with an annual value of \$50,000 or more.

Questionnaires were mailed by the Bureau of the Census on October 13, 1966. Three follow-up mailings were made approximately three weeks apart. The first and second mailings were reminder cards, and the third was a duplicate of the original packet. Census cutoff date was December 15, 1966. Personnel of the forest experiment stations made about 1,000 field follow-ups of the larger nonrespondent plants, in addition to the mail follow-up by the Bureau of the Census. The final cutoff date for receiving forms was February 15, 1967.

Questionnaires were returned to the Bureau of the Census and forwarded to the Forest Service for editing, coding, and analyzing. During editing and coding, every effort was made to discover and correct reporting errors. When necessary, manufacturers were asked for further information.

After editing and coding, the information was punched on cards and verified. Verified cards that were incomplete or contained inconsistent or impossible data were examined and corrected. The data were then tabulated by computer.

Specialists in the Forest Service, trade associations, and wood industries examined the resulting preliminary tables for reasonableness and consistency. Final corrections were based on further review, reappraisal of the original questionnaires and editing, coding, and punching.

## Accuracy of Survey

The survey was designed to obtain, on a national basis, an estimate of: 1) consumption of lumber and plywood for each industry, within a maximum error of 10 percent, and 2) consumption of other forms of wood, within a maximum error of 15 percent. The within-industry sampling rates varied from 4 to 100 percent of the establishment population as determined by optimum allocation based on variations in wood use found in the 1960 study.

The calculated standard errors of estimate for national totals were 2 percent for lumber, 7 percent for bolts, 6 percent for veneer, 3 percent for plywood, 7 percent for hardboard, 13 percent for insulation board, and 9 percent for particleboard.

The errors of estimate in some industries and forms of wood were larger than the desired 10 ± percent. Thus, some of the 127 industries were combined with related industries to obtain groups with an acceptable error of estimate. To avoid combining unrelated industries, data with a standard error larger than 15 percent are shown for some industries or groups of industries (app. table 1).

## Comparability with Former Surveys

The 1965 survey of wood use in manufacturing industries differs in some important respects from earlier surveys. The major differences are as follows:

1. Surveys prior to 1960 included 189 selected industries that were considered the most important wood users. The 1960 survey covered 423 out of 425 manufacturing industries. The 1965 survey covered 127 selected manufacturing industries that were estimated to consume 95

percent of the volume of wood used in 1960. The following tabulation gives the estimated additional volume used in the 296 manufacturing industries not surveyed in 1965.

| Form of wood  | Unit of Measure                | Volume |
|---------------|--------------------------------|--------|
| Lumber        | Million board feet             | 715    |
| Bolts         | Million board feet             | 50     |
| Veneer        | Million sq. ft., sur. mea.     | 44     |
| Plywood       | Million sq. ft., 3/8-in. basis | 88     |
| Hardboard     | Million sq. ft., 1/8-in. basis | 159    |
| Particleboard | Million sq. ft., 3/4-in. basis | 23     |
| <b>TOTAL</b>  | Million sq. ft., 1-in. basis   | 838    |

2. The 1965 and 1960 survey collected data on wood use in manufacturing industries as defined in the Standard Industrial Classification Manual; previous surveys collected data only on wood use by products; i.e., containers, furniture, etc.

3. The 1965 and 1960 surveys were sample surveys; previous surveys covered 100 percent of the establishments in the 189 selected industries included in them.

4. Other differences have resulted from the modification of industry definitions. In all appendix tables that show data for earlier years, adjustments have been made to obtain comparability for changes in industry definitions.

### List of Industries Covered in 1965 Survey

| Industry number | Industry   |
|-----------------|--|
| 2033            | Canned fruits and vegetables, preserves, jams, and jellies |
| 2085            | Distilled, rectified and blended liquors                   |
| 2141            | Tobacco stemming and redrying                              |
| 2284            | Thread mills   |
| 2421            | Sawmills and planing mills, general                        |
| 2426            | Hardwood dimension and flooring mills                      |
| 2429            | Special product sawmills, n.e.c.                           |
| 2431            | Millwork plants  |
| 2432            | Veneer and plywood plants                                  |
| 2433            | Prefabricated wooden buildings and structural members      |
| 2441            | Nailed and lock corner wooden boxes and shook              |

| Industry number | Industry   |
|-----------------|--|
| 2442            | Wirebound boxes and crates   |
| 2443            | Veneer and plywood containers, except boxes and crates               |
| 2445            | Cooperage  |
| 2499            | Wood products, n.e.c.  |
| 2511            | Wood household furniture, except upholstered                         |
| 2512            | Wood household furniture, upholstered                                |
| 2514            | Metal household furniture  |
| 2515            | Mattresses and bedsprings  |
| 2519            | Household furniture, n.e.c.  |
| 2521            | Wood office furniture  |
| 2522            | Metal office furniture   |
| 2531            | Public building and related furniture                                |
| 2541            | Wood partitions, shelving, lockers, and office and store fixtures    |
| 2542            | Metal partitions, shelving, lockers, and office and store fixtures   |
| 2591            | Venetian blinds and shades   |
| 2599            | Furniture and fixtures, n.e.c.                                       |
| 2621            | Paper mills, except building paper mills                             |
| 2631            | Paperboard mills   |
| 2641            | Paper coating and glazing  |
| 2661            | Building paper and building board mills                              |
| 3131            | Boot and shoe cut stock and findings                                 |
| 3161            | Luggage  |
| 3211            | Flat glass   |
| 3221            | Glass containers   |
| 325             | STRUCTURAL CLAY PRODUCTS   |
| *3251           | Brick and structural clay tile                                       |
| *3253           | Ceramic floor and wall tile  |
| *3255           | Clay refractories  |
| *3259           | Structural clay products, n.e.c.                                     |
| 3281            | Cut stone and stone products   |
| **331-          | Steel works, and rolling and finishing mills                         |
| 3312            | Blast furnaces (including coke ovens), steel works and rolling mills |
| *3313           | Electrometallurgical products (not made in blast furnaces)           |
| *3315           | Steel wire drawing and steel nails and spikes                        |

\*See footnote end of listing

\*\*See footnote end of listing

| Industry number | Industry  | Industry number | Industry   |
|-----------------|---|-----------------|--|
| *3316           | Cold rolled sheet, strip, and bars                          | 3481            | Miscellaneous fabricated wire products                                   |
| *3317           | Steel pipe and tubes  |                 |  |
| 332             | IRON AND STEEL FOUNDRIES                                    | 3522            | Farm machinery and equipment   |
| *3321           | Gray-iron foundries   | 353-            | CONSTRUCTION, MINING, AND MATERIALS HANDLING MACHINERY AND EQUIPMENT     |
| *3322           | Malleable-iron foundries                                    |                 |  |
| *3323           | Steel foundries   |                 |  |
| 335             | ROLLING, DRAWING, AND EXTRUDING OF NONFERROUS METALS        | *3531           | Construction machinery and equipment                                     |
|                 |   | *3532           | Mining machinery and equipment, except oil-field machinery and equipment |
| *3351           | Copper rolling and drawing                                  | *3533           | Oil-field machinery and equipment  |
| *3352           | Rolling, drawing, and extruding of aluminum                 | *3534           | Elevators and moving stairways   |
| *3356           | Rolling and drawing, n.e.c.                                 | *3535           | Conveyors and conveying equipment  |
| *3357           | Drawing and insulating of nonferrous wire                   | *3536           | Hoists, industrial cranes, and mono-rail systems                         |
| 3411            | Metal cans  | *3537           | Industrial trucks, tractors, trailers, and stackers                      |
| 342-            | CUTLERY, HAND TOOLS, AND GENERAL HARDWARE                   | 354-            | METAL WORKING MACHINERY AND EQUIPMENT                                    |
| *3421           | Cutlery   |                 |  |
| *3423           | Hand and edge tools, except machine tools, and hand saws    | *3541           | Machine tools, metal cutting types                                       |
| *3425           | Hand saws and saw blades                                    | *3542           | Machine tools, metal forming types                                       |
| *3429           | Hardware, n.e.c.  | *3544           | Special dies and tools, die sets, jigs, and fixtures                     |
| 343-            | HEATING APPARATUS (EXCEPT ELECTRICAL) AND PLUMBING FIXTURES | *3545           | Machine tool accessories and measuring devices                           |
|                 |   | *3548           | Metalworking machinery, except machine tools                             |
| *3431           | Enameled iron and metal sanitary ware                       | 355-            | SPECIAL INDUSTRY MACHINERY, EXCEPT METAL WORKING MACHINERY               |
| *3432           | Plumbing fixture fittings and trim (brass goods)            |                 |  |
| *3433           | Heating equipment, except electric                          | *3551           | Food-products machinery  |
| 344-            | FABRICATED STRUCTURAL METAL PRODUCTS                        | *3552           | Textile machinery  |
|                 |   | *3553           | Woodworking machinery  |
| *3441           | Fabricated structural iron and steel                        | *3554           | Paper-industries machinery   |
| *3442           | Metal doors, sash, frames, and molding and trim             | *3555           | Printing-trades machinery and equipment                                  |
| *3443           | Fabricated plate work (boiler shops)                        | *3559           | Special industry machinery   |
| *3444           | Sheet-metal work  | 356-            | GENERAL INDUSTRIAL MACHINERY AND EQUIPMENT                               |
| *3446           | Architectural and ornamental metal work                     |                 |  |
| *3449           | Miscellaneous metal work                                    | *3561           | Pumps, air and gas compressors, and pumping equipment                    |
| 3461            | Metal stampings   |                 |  |

\*See footnote end of listing

| Industry number | Industry  | Industry number | Industry  |
|-----------------|---|-----------------|---|
| *3562           | Ball and roller bearings  | 3713            | Truck, bus, and other vehicle (except passenger car) bodies |
| *3564           | Blowers, exhausts, and ventilating fans   | 3715            | Truck trailers  |
| *3565           | Industrial patterns   | 3717            | Motor vehicles and parts                                    |
| *3566           | Mechanical power transmission equipment, except ball and roller bearings                        | 372             | AIRCRAFT AND PARTS  |
| *3567           | Industrial process furnaces and ovens   | *3721           | Aircraft  |
| *3569           | General industrial machinery and equipment, n.e.c.  | *3722           | Aircraft engines and engine parts                           |
| 3585            | Refrigerators and refrigeration machinery, except household and complete air-conditioning units | *3723           | Aircraft propellers and propeller parts                     |
| 3599            | Miscellaneous machinery, except electrical  | *3729           | Aircraft parts and auxiliary equipment                      |
| 3612            | Power distribution, and specialty transformers  | 373             | SHIP AND BOAT BUILDING AND REPAIRING                        |
| 3613            | Switchgear and switchboard apparatus  | *3731           | Ship building and repairing                                 |
| 362             | ELECTRICAL INDUSTRIAL APPARATUS   | *3732           | Boat building and repairing                                 |
| *3621           | Motors and generators   | 3742            | Railroad and street cars                                    |
| *3622           | Industrial controls   | 3791            | Trailer coaches, housing type                               |
| *3623           | Welding apparatus   | 3931            | Musical instruments and parts                               |
| *3624           | Carbon and graphite products  | 3941            | Games and toys, except dolls and children's vehicles        |
| *3629           | Electrical industrial apparatus n.e.c.  | 3949            | Sporting and athletic goods, n.e.c.                         |
| 3633            | Household laundry equipment   | 3952            | Lead pencils, crayons, and artists' materials               |
| 3636            | Sewing machines   | 3981            | Brooms and brushes  |
| 3651            | Radio and television receiving sets, except communication types                                 | 3983            | Matches   |
| 366             | COMMUNICATIONS EQUIPMENT  | 3988            | Morticians' goods   |
| *3661           | Telephone and telegraph apparatus   | 3993            | Signs and advertising displays                              |
| *3662           | Radio and television transmitting, signaling, and detection equipment and apparatus             |                 |   |

<sup>1</sup> Descriptions of the individual manufacturing industries are given in the Standard Industrial Classification Manual-1967, prepared by the office of Statistical Standards, Bureau of the Budget.

\*4-digit industries not published as individual industries but published as a 3-digit group.

\*\*Includes all 4-digit industries in the 3-digit group except those shown separately.





## Appendix Tables

Table 1.--Wood used in selected manufacturing industries, by form of wood and industry, 1962<sup>1/</sup>

| Industry number 2/ | Industry   | Lumber          |                               | Bolts 3/        |                               | Veneer          |                 |                               |
|--------------------|--|-----------------|-------------------------------|-----------------|-------------------------------|-----------------|-----------------|-------------------------------|
|                    |  | Quantity        | Standard error of estimate 4/ | Quantity        | Standard error of estimate 4/ | Quantity        |                 | Standard error of estimate 4/ |
|                    |  |                 |                               |                 |                               | Surface measure | 3/8-inch basis  |                               |
|                    |  | Million bd. ft. | Percent of total              | Million bd. ft. | Percent of total              | Million sq. ft. | Million sq. ft. | Percent of total              |
|                    | TOTAL, -----   | 13,570.3        | 2                             | 1,192.3         | 7                             | 4,352.0         | 906.6           | 6                             |
| 2033               | Canned fruits & vegetables, preserves, jams, & jellies -----             | 13.6            | 30                            | --              | --                            | --              | --              | --                            |
| 2085               | Distilled, rectified & blended liquors -----                             | .3              | 11                            | --              | --                            | --              | --              | --                            |
| 2151               | Tobacco stemming & redrying -----  | 10.7            | 17                            | --              | --                            | --              | --              | --                            |
| 2284               | Thread mills -----   | 2               | 25                            | --              | --                            | --              | --              | --                            |
| 24                 | LUMBER & WOOD PRODUCTS, EXCEPT FURNITURE                                 |                 |                               |                 |                               |                 |                 |                               |
| 2421               | Sawmills & planing mills, general -----                                  | 623.2           | 17                            | 26.7            | 79                            | 0.6             | 0.3             | 67                            |
| 2426               | Hardwood dimension & flooring mills -----                                | 1,624.3         | 5                             | 153.9           | 22                            | 37.0            | 17.0            | 29                            |
| 2429               | Special product sawmills -----   | 93.7            | 19                            | 463.8           | 9                             | 5.6             | 1.5             | 30                            |
| 2431               | Millwork plants -----  | 2,011.2         | 6                             | 2.6             | 53                            | 366.6           | 87.3            | 13                            |
| 2432               | Veneer & plywood plants -----  | 91.8            | 7                             | 17.1            | 26                            | 1,000.0         | 140.4           | 14                            |
| 2433               | Prefabricated wooden buildings & structural members -----                | 710.7           | 10                            | 5.3             | 46                            | .6              | .2              | 61                            |
| 2441               | Nailed & lock corner wooden boxes & shooek -----                         | 837.4           | 4                             | 19.6            | 22                            | 139.0           | 45.0            | 5                             |
| 2442               | Wirebound boxes & crates -----   | 285.7           | 3                             | 10.4            | 26                            | 829.3           | 294.9           | 5                             |
| 2443               | Veneer & plywood containers, except boxes & crates -----                 | 15.2            | 24                            | 10.0            | 21                            | 243.1           | 52.9            | 47                            |
| 2445               | Cooperage -----  | 8.5             | 43                            | 115.2           | 13                            | --              | --              | --                            |
| 2479               | Wood products, n.e.c. -----  | 1,820.4         | 7                             | 236.0           | 17                            | 31.0            | 4.6             | 27                            |
| 25                 | FURNITURE AND FIXTURES   |                 |                               |                 |                               |                 |                 |                               |
| 2511               | Wood household furniture, except upholstered -----                       | 1,658.8         | 5                             | 11.3            | 25                            | 1,098.6         | 151.4           | 10                            |
| 2512               | Wood household furniture, upholstered -----                              | 560.3           | 13                            | .8              | 32                            | 15.7            | 1.9             | 32                            |
| 2514               | Metal household furniture -----  | 33.7            | 22                            | 2.2             | 56                            | .5              | .1              | 40                            |
| 2515               | Mattresses & bedsprings -----  | 89.0            | 8                             | --              | --                            | .1              | .2              | 37                            |
| 2519               | Household furniture, n.e.c. -----  | 6.0             | 24                            | --              | --                            | .2              | .2              | --                            |
| 2521               | Wood office furniture -----  | 48.9            | 5                             | .3              | 35                            | 43.4            | 5.1             | 15                            |
| 2522               | Metal office furniture -----   | 8.1             | 8                             | --              | --                            | 5.2             | .3              | 30                            |
| 2531               | Public building & related furniture -----                                | 66.7            | 12                            | --              | --                            | 69.3            | 13.7            | 13                            |
| 2541               | Wood partitions, shelving, lockers, & office & store fixtures -----      | 70.2            | 29                            | --              | --                            | 5.6             | .7              | 31                            |
| 2542               | Metal partitions, shelving, lockers, & office & store fixtures -----     | 19.6            | 11                            | --              | --                            | .5              | .2              | --                            |
| 2591               | Venetian blinds & shades -----   | 10.3            | 34                            | --              | --                            | 15.7            | 5.8             | 89                            |
| 2599               | Furniture & fixtures, n.e.c. -----                                       | 24.2            | 40                            | .1              | 52                            | 10.0            | 1.4             | 66                            |
| 26                 | PAPER AND ALLIED PRODUCTS  |                 |                               |                 |                               |                 |                 |                               |
| 2621               | Paper mills, except building paper mills -----                           | 183.6           | 10                            | --              | --                            | 6.5             | 0.7             | 68                            |
| 2631               | Paperboard mills -----   | 52.0            | 9                             | --              | --                            | 34.4            | 13.0            | 17                            |
| 2641               | Paper coating & glazing -----  | 17.6            | 15                            | --              | --                            | .1              | .2              | 1                             |
| 2661               | Building paper & building board mills -----                              | 10.7            | 33                            | 67.2            | 33                            | --              | --              | --                            |
| 31                 | LEATHER AND LEATHER PRODUCTS   |                 |                               |                 |                               |                 |                 |                               |
| 3131               | Boot & shoe cut stock & findings -----                                   | 5.5             | 10                            | --              | --                            | 1.3             | 0.3             | 19                            |
| 3161               | Luggage -----  | 4.2             | 11                            | --              | --                            | 10.4            | 4.1             | 16                            |
| 32                 | STONE, CLAY, AND GLASS PRODUCTS  |                 |                               |                 |                               |                 |                 |                               |
| 3211               | Flat glass -----   | 80.2            | 4                             | --              | --                            | 0.3             | 0.1             | 23                            |
| 3221               | Glass containers -----   | 4.6             | 28                            | --              | --                            | --              | --              | --                            |
| 325                | Structural clay products -----   | 33.9            | 10                            | --              | --                            | 4.7             | 1.6             | 32                            |
| 3281               | Cut stone & stone products -----   | 15.5            | 19                            | --              | --                            | --              | --              | --                            |
| 33                 | PRIMARY METAL INDUSTRIES   |                 |                               |                 |                               |                 |                 |                               |
| 3312               | Blast furnaces (including coke ovens), steel works & rolling mills ----- | 264.6           | 6                             | --              | --                            | 0.6             | 0.2             | 35                            |
| 331-               | Finishing mills -----  | 47.5            | 6                             | --              | --                            | --              | --              | --                            |
| 332                | Iron & steel foundries -----   | 83.3            | 24                            | .2              | --                            | 1.8             | .6              | 26                            |
| 335                | Rolling, drawing, & extruding of non-ferrous metals -----                | 170.1           | 7                             | --              | --                            | 1.6             | .5              | 4                             |

See footnotes at end of table.

Table 1.--Wood used in selected manufacturing industries, by form of wood and industry, 1965<sup>1/</sup>--Continued

| Plywood         |                 |  | Hardboard(26# and over/cu.ft.) |                 |  | Insulation board(under 26#cu.ft.) |                 |  | Particleboard   |                 |  |
|-----------------|-----------------|--|--------------------------------|-----------------|--|-----------------------------------|-----------------|--|-----------------|-----------------|--|
| Quantity        |                 | Standard error of estimate <sup>b/</sup> | Quantity                       |                 | Standard error of estimate <sup>b/</sup> | Quantity                          |                 | Standard error of estimate <sup>b/</sup> | Quantity        |                 | Standard error of estimate <sup>b/</sup> |
| Surface measure | 3/8-inch basis  |  | Surface measure                | 1/8-inch basis  |  | Surface measure                   | 1/2-inch basis  |  | Surface measure | 3/4-inch basis  |  |
| Million sq. ft. | Million sq. ft. | Percent of total                         | Million sq. ft.                | Million sq. ft. | Percent of total                         | Million sq. ft.                   | Million sq. ft. | Percent of total                         | Million sq. ft. | Million sq. ft. | Percent of total                         |
| 2158.5          | 2104.4          | 3  | 913.5                          | 1605.3          | 7  | 253.6                             | 240.5           | 13                                       | 597.1           | 546.7           | 9  |
| 1.8             | 2.2             | 31                                       | 5/                             | 5/              | --                                       | --                                | --              | --                                       | --              | --              | --                                       |
| 5/              | 5/              | --                                       | --                             | --              | --                                       | --                                | --              | --                                       | --              | --              | --                                       |
| 3.4             | 3.3             | 3  | 0.3                            | 0.3             | 1  | --                                | --              | --                                       | --              | --              | --                                       |
| --              | --              | --                                       | --                             | --              | --                                       | --                                | --              | --                                       | --              | --              | --                                       |
| 15.1            | 19.7            | 98                                       | 2.6                            | 33.3            | 93                                       | 0.4                               | 0.3             | 1  | --              | --              | --                                       |
| 5.4             | 9.4             | 20                                       | .6                             | .6              | 21                                       | 5.0                               | 10.3            | 37                                       | 2.0             | 1.5             | 37                                       |
| --              | --              | --                                       | --                             | --              | --                                       | --                                | --              | --                                       | --              | --              | --                                       |
| 433.1           | 273.1           | 10                                       | 199.3                          | 243.5           | 24                                       | 25.9                              | 41.6            | 62                                       | 30.5            | 33.5            | 13                                       |
| 105.4           | 110.1           | 21                                       | 73.2                           | 347.6           | 30                                       | .4                                | .3              | 77                                       | 12.0            | 12.2            | 14                                       |
| 86.8            | 100.3           | 11                                       | 23.2                           | 80.0            | 22                                       | 30.3                              | 30.6            | 17                                       | 3.5             | 3.0             | 16                                       |
| 126.9           | 99.6            | 25                                       | 6.7                            | 9.1             | 32                                       | 5/                                | 5/              | --                                       | .5              | .4              | 25                                       |
| 16.1            | 13.3            | 15                                       | --                             | --              | --                                       | --                                | --              | --                                       | --              | --              | --                                       |
| .2              | .3              | 49                                       | .1                             | .1              | 55                                       | --                                | --              | --                                       | 5/              | 5/              | --                                       |
| .1              | .1              | 77                                       | --                             | --              | --                                       | --                                | --              | --                                       | --              | --              | --                                       |
| 70.4            | 76.0            | 20                                       | 109.0                          | 202.5           | 46                                       | 5.0                               | 4.1             | 47                                       | 138.9           | 122.3           | 25                                       |
| 451.0           | 442.5           | 6  | 295.5                          | 367.8           | 2  | 0.2                               | 0.1             | 26                                       | 209.6           | 196.4           | 17                                       |
| 27.5            | 35.0            | 35                                       | 1.4                            | 2.9             | 24                                       | 5/                                | 5/              | --                                       | 4.6             | 4.0             | 36                                       |
| 26.0            | 24.4            | 18                                       | 17.1                           | 24.8            | 14                                       | --                                | --              | --                                       | 37.3            | 36.1            | 13                                       |
| 1.6             | 2.6             | 8  | .3                             | .4              | 13                                       | --                                | --              | --                                       | 2.9             | 3.9             | 1  |
| 2.4             | 3.5             | 24                                       | 1.1                            | 1.3             | 32                                       | --                                | --              | --                                       | 1.0             | 0.9             | 21                                       |
| 9.6             | 14.9            | 14                                       | 1.9                            | 2.2             | 24                                       | --                                | --              | --                                       | 3.0             | 3.9             | 14                                       |
| 5.5             | 8.9             | 18                                       | .9                             | 1.0             | 40                                       | 5/                                | 5/              | --                                       | 2.0             | 2.4             | 14                                       |
| 23.7            | 36.9            | 14                                       | 10.5                           | 15.3            | 15                                       | .3                                | .3              | 57                                       | 15.5            | 14.1            | 15                                       |
| 57.1            | 90.4            | 11                                       | 30.4                           | 56.4            | 19                                       | .1                                | .1              | 45                                       | 64.3            | 61.0            | 18                                       |
| 1.3             | 12.4            | 18                                       | 14.4                           | 27.4            | 11                                       | 5/                                | 5/              | --                                       | 1.6             | 1.5             | 31                                       |
| 2.1             | 2.2             | 7  | --                             | --              | --                                       | --                                | --              | --                                       | --              | --              | --                                       |
| 16.4            | 24.9            | 16                                       | 7.8                            | 11.2            | 29                                       | .2                                | .2              | 48                                       | 6.6             | 6.5             | 32                                       |
| 1.4             | 2.2             | 57                                       | 3.3                            | 6.3             | 50                                       | --                                | --              | --                                       | 5.6             | 4.7             | 68                                       |
| .1              | .2              | 40                                       | --                             | --              | --                                       | --                                | --              | --                                       | --              | --              | --                                       |
| .1              | .2              | 8  | 5/                             | --              | --                                       | --                                | --              | --                                       | --              | --              | --                                       |
| 5/              | 5/              | --                                       | --                             | --              | --                                       | --                                | --              | --                                       | --              | --              | --                                       |
| 0.3             | 0.9             | 11                                       | --                             | --              | --                                       | --                                | --              | --                                       | --              | --              | --                                       |
| 27.5            | 17.3            | 10                                       | 6.5                            | 4.9             | 2  | --                                | --              | --                                       | 0.3             | 0.1             | 40                                       |
| 73.1            | 12.9            | 16                                       | --                             | --              | --                                       | 0.2                               | 0.3             | 24                                       | --              | --              | --                                       |
| 5/              | 5/              | --                                       | 0.2                            | 0.2             | 33                                       | --                                | --              | --                                       | --              | --              | --                                       |
| 3.7             | 5.4             | 80                                       | --                             | --              | --                                       | --                                | --              | --                                       | --              | --              | --                                       |
| .2              | .2              | 52                                       | --                             | --              | --                                       | --                                | --              | --                                       | --              | --              | --                                       |
| 0.7             | 0.7             | 16                                       | 4.8                            | 7.8             | 30                                       | 5/                                | 5/              | --                                       | --              | --              | --                                       |
| 2.2             | 2.2             | 35                                       | .2                             | .2              | 1  | --                                | --              | --                                       | --              | --              | --                                       |
| 3.2             | 4.3             | 16                                       | .5                             | .5              | 89                                       | 5/                                | 5/              | --                                       | 0.4             | 0.4             | 33                                       |
| 1.7             | 2.0             | 16                                       | 5/                             | 5/              | --                                       | .1                                | .1              | 1  | --              | --              | --                                       |

See footnotes at end of table.

Table 1.--Wood used in selected manufacturing industries, by form of wood and industry, 1965<sup>1/</sup>--Continued

| Industry number <sup>2/</sup> | Industry  | Lumber          |  | Bolts <sup>3/</sup> |  | Veneer           |                | Standard error of estimate <sup>4/</sup> |
|-------------------------------|---|-----------------|--|---------------------|--|------------------|----------------|--|
|                               |   | Quantity        | Standard error of estimate <sup>4/</sup> | Quantity            | Standard error of estimate <sup>4/</sup> | Quantity         |                |  |
|                               |   |                 |  |                     |  | Surface measure  | 3/8-inch basis |  |
| Million bd. ft.               | Percent of total  | Million bd. ft. | Percent of total                         | Million sq. ft.     | Million sq. ft.                          | Percent of total |                |  |
| 34                            | FABRICATED METAL PRODUCTS, EXCEPT ORDNANCE, MACHINERY AND TRANSPORTATION EQUIPMENT                |                 |  |                     |  |                  |                |  |
| 3411                          | Metal cans -----  | 3.7             | 4  | --                  | --                                       | 5                | 5/             | --                                       |
| 342                           | Cutlery, hand tools, & general hardware ---   | 11.3            | 19                                       | 0.2                 | 23                                       | 1.4              | 0.1            | 22                                       |
| 343                           | Heating apparatus (except electric) & plumbing fixtures -----                                     | 25.4            | 10                                       | .2                  | 80                                       | .5               | .2             | 61                                       |
| 344                           | Fabricated structural metal products -----  | 128.5           | 11                                       | --                  | --                                       | 1.1              | .4             | 61                                       |
| 3461                          | Metal stampings -----   | 19.8            | 16                                       | --                  | --                                       | --               | --             | --                                       |
| 3481                          | Miscellaneous fabricated wire products -----  | 60.8            | 40                                       | --                  | --                                       | --               | --             | --                                       |
| 35                            | MACHINERY, EXCEPT ELECTRICAL  |                 |  |                     |  |                  |                |  |
| 3522                          | Farm machinery & equipment -----  | 33.5            | 10                                       | 5/                  | --                                       | --               | --             | --                                       |
| 353                           | Construction, mining, & materials handling machinery & equipment -----                            | 109.1           | 21                                       | 0.5                 | 46                                       | --               | --             | --                                       |
| 354                           | Metalworking machinery & equipment -----  | 2.2             | 9  | --                  | --                                       | 5/               | 5/             | --                                       |
| 355                           | Special industry machinery, except metalworking machinery -----                                   | 114.4           | 16                                       | .1                  | 41                                       | 0.2              | 0.1            | 33                                       |
| 356                           | General Industrial Machinery & equipment --   | 51.7            | 7  | --                  | --                                       | .2               | .1             | 57                                       |
| 3585                          | Refrigerators & refrigeration machinery, except household & complete air-conditioning units ----- | 132.5           | 31                                       | --                  | --                                       | .2               | --             | 37                                       |
| 3599                          | Miscellaneous machinery, except electrical  | 14.1            | 40                                       | --                  | --                                       | --               | .1             | 37                                       |
| 36                            | ELECTRICAL MACHINERY, EQUIPMENT, AND SUPPLIES   |                 |  |                     |  |                  |                |  |
| 3612                          | Power distribution, & specialty transformers -----  | 13.4            | 15                                       | --                  | --                                       | --               | --             | --                                       |
| 3613                          | Switchgear & switchboard apparatus -----  | 13.5            | 16                                       | --                  | --                                       | --               | --             | --                                       |
| 362                           | Electrical industrial apparatus -----   | 46.9            | 13                                       | --                  | --                                       | --               | --             | --                                       |
| 3633                          | Household laundry equipment -----   | 4.5             | 34                                       | --                  | --                                       | --               | --             | --                                       |
| 3636                          | Sewing machines -----   | 5/              | --                                       | --                  | --                                       | --               | --             | --                                       |
| 3651                          | Radio & television receiving sets, except communication types -----                               | 33.2            | 51                                       | --                  | --                                       | 5/               | 5/             | --                                       |
| 366                           | Communication equipment -----   | 34.3            | 32                                       | --                  | --                                       | 0.3              | 5.1            | 31                                       |
| 37                            | TRANSPORTATION EQUIPMENT  |                 |  |                     |  |                  |                |  |
| 3713                          | Truck, bus, & other vehicle (except passenger car) bodies -----                                   | 59.6            | 50                                       | --                  | --                                       | --               | --             | --                                       |
| 3715                          | Truck trailers -----  | 23.6            | 14                                       | --                  | --                                       | --               | --             | --                                       |
| 3717                          | Motor vehicles & parts -----  | 21.2            | 7  | --                  | --                                       | 0.9              | 0.3            | --                                       |
| 372                           | Aircraft & parts -----  | 23.6            | 9  | --                  | --                                       | 2.5              | 0.2            | 63                                       |
| 373                           | Ship & boat building & repairing -----  | 67.4            | 9  | --                  | --                                       | 1.4              | 0.3            | 21                                       |
| 3742                          | Railroad & street cars -----  | 39.3            | 21                                       | --                  | --                                       | --               | --             | 74                                       |
| 3781                          | Trailer coaches, housing, type -----  | 317.3           | 4  | 0.4                 | 32                                       | 72.3             | 36.1           | 7  |
| 39                            | MISCELLANEOUS MANUFACTURING INDUSTRIES  |                 |  |                     |  |                  |                |  |
| 3931                          | Musical instruments & parts -----   | 37.4            | 18                                       | 0.7                 | 72                                       | 49.4             | 5.3            | 26                                       |
| 3941                          | Games & toys, except dolls & children's vehicles -----  | 37.1            | 16                                       | --                  | --                                       | .1               | 5/             | 39                                       |
| 3949                          | Sporting & athletic goods, n.e.c. -----   | 45.3            | 11                                       | 21.7                | 29                                       | 5.4              | 2.0            | 59                                       |
| 3950                          | Lead pencils, crayons, & artists' materials -----   | 16.6            | 34                                       | 1.0                 | 1  | --               | --             | --                                       |
| 3981                          | Brooms & brushes -----  | 7.7             | 53                                       | --                  | --                                       | --               | --             | --                                       |
| 3983                          | Matches -----   | 1.1             | 65                                       | 4.9                 | 84                                       | 203.2            | 14.0           | 71                                       |
| 3984                          | Novelty items -----   | 135.4           | 18                                       | .1                  | 29                                       | 5/               | 5/             | --                                       |
| 3985                          | Signs & advertising displays -----  | 20.4            | 7  | 5/                  | --                                       | 4.3              | 0.7            | 30                                       |

See footnotes at end of table.



Table 2.--Wood used in manufactured products, by specified years, 1928-65

(In million square feet, 1-inch basis)

| Product                              | 1928   | 1933  | 1940   | 1948   | 1960   | 1965   |
|--------------------------------------|--------|-------|--------|--------|--------|--------|
| Total <sup>1</sup> .....             | 18,698 | 6,112 | 12,005 | 13,753 | 13,608 | 15,902 |
| Agricultural implements.....         | 143    | 18    | 42     | 68     | 26     | 37     |
| Boat and ship building and repair... | 128    | 36    | 90     | 99     | 65     | 68     |
| Caskets and other morticians' goods. | 156    | 126   | 159    | 157    | 94     | 129    |
| Containers.....                      | 4,981  | 2,901 | 4,837  | 4,638  | 2,308  | 2,098  |
| Furniture.....                       | 1,364  | 747   | 1,422  | 2,138  | 2,735  | 3,792  |
| Handles.....                         | 170    | 116   | 226    | 241    | 264    | 136    |
| Matches.....                         | 116    | 85    | 82     | 44     | 15     | 11     |
| Millwork.....                        | 3,338  | 582   | 1,823  | 2,234  | 1,698  | 2,471  |
| Musical instruments.....             | 108    | 9     | 30     | 58     | 89     | 68     |
| Shoe and boot findings.....          | 48     | 37    | 89     | 78     | 65     | 9      |
| Textile machinery supplies.....      | 44     | 30    | 57     | 106    | 78     | 41     |
| Toys and games.....                  | 39     | 21    | 58     | 57     | 66     | 102    |
| Vehicles, motor.....                 | 868    | 202   | 125    | 139    | 72     | 175    |
| Other products.....                  | 7,195  | 1,202 | 2,965  | 3,696  | 6,033  | 6,765  |

<sup>1</sup> Does not include dunnage. In presenting this total on a common basis, a board foot is assumed to be one square foot, 1-inch basis.

Table 3.--Wood used in manufactured products, by form of wood, 1960 and 1965

| Product  | Lumber          |                 | Bolts            |                  | Veneer<br>(Surface measure) |                  | Plywood<br>(3/8-in. basis) |                  | Hardboard (264/cu.<br>ft. and over)<br>(1/8-in. basis) |                  | Particleboard<br>(3/4-in. basis) |                  |
|--|-----------------|-----------------|------------------|------------------|-----------------------------|------------------|----------------------------|------------------|--|------------------|----------------------------------|------------------|
|  | 1960            | 1965            | 1960             | 1965             | 1960                        | 1965             | 1960                       | 1965             | 1960   | 1965             | 1960                             | 1965             |
|  | Million bd. ft. | Million bd. ft. | Million sq. ft.  | Million sq. ft.  | Million sq. ft.             | Million sq. ft.  | Million sq. ft.            | Million sq. ft.  | Million sq. ft.  | Million sq. ft.  | Million sq. ft.                  | Million sq. ft.  |
| Total, all products <sup>1</sup> .....                   | 11,101          | 12,855          | 771              | 1,192            | 4,426                       | 4,349            | 2,809                      | 2,393            | 1,217  | 1,662            | 141                              | 547              |
| Agricultural implements.....                             | 25              | 35              | ( <sup>2</sup> ) | ( <sup>2</sup> ) | --                          | --               | 2                          | 4                | ( <sup>2</sup> )                                       | 1                | ( <sup>2</sup> )                 | --               |
| Caskets and other morticians' goods.....                 | 91              | 126             | --               | ( <sup>2</sup> ) | 1                           | 1                | 2                          | 2                | --   | 1                | --                               | 2                |
| Containers (except cooperage)...                         | 1,864           | 1,829           | 20               | 42               | 1,988                       | 1,368            | 437                        | 158              | 13   | 20               | ( <sup>2</sup> )                 | 1                |
| Cooperage.....   | 11              | 47              | 200              | 982              | --                          | --               | --                         | ( <sup>2</sup> ) | --   | --               | --                               | --               |
| Electrical equipment.....                                | 70              | 99              | --               | --               | 1                           | 4                | 8                          | 24               | 46   | 8                | 1                                | 5                |
| Fixtures and partitions.....                             | 99              | 110             | --               | --               | 4                           | 13               | 219                        | 106              | 72   | 98               | 21                               | 79               |
| Flooring.....  | 1,200           | 1,202           | --               | --               | --                          | 25               | 1                          | ( <sup>2</sup> ) | --   | --               | --                               | --               |
| Furniture.....   | 2,261           | 3,103           | 13               | 14               | 880                         | 1,914            | 779                        | 690              | 304  | 566              | 69                               | 352              |
| Handles.....   | 177             | 133             | 86               | ( <sup>2</sup> ) | --                          | 23               | 3                          | 2                | --   | 11               | ( <sup>2</sup> )                 | ( <sup>2</sup> ) |
| Luggage and trunks.....                                  | 17              | 5               | --               | --               | 7                           | 14               | 21                         | 27               | 2  | 6                | --                               | 1                |
| Machinery, n.e.p.....                                    | 49              | 112             | --               | 1                | 1                           | ( <sup>2</sup> ) | 13                         | 11               | 8  | 2                | 2                                | 3                |
| Matches.....   | 1               | 1               | --               | 5                | 176                         | 209              | --                         | --               | --   | --               | --                               | --               |
| Millwork.....  | 1,550           | 2,106           | 1                | 3                | 204                         | 464              | 307                        | 294              | 107  | 256              | 3                                | 44               |
| Trailer coaches, housing type.....                       | 230             | 378             | --               | ( <sup>2</sup> ) | 7                           | 147              | 291                        | 369              | 185  | 91               | 8                                | 22               |
| Musical instruments.....                                 | 51              | 59              | --               | 1                | 3                           | 85               | 3                          | 5                | ( <sup>2</sup> )                                       | 1                | 1                                | 2                |
| Pallets.....   | 1,550           | 1,841           | --               | --               | 7                           | 3                | 15                         | 72               | 2  | 16               | --                               | --               |
| Patterns, jigs, models, and flasks.....                  | 70              | 69              | --               | --               | ( <sup>2</sup> )            | ( <sup>2</sup> ) | 19                         | 25               | 8  | 2                | 2                                | ( <sup>2</sup> ) |
| Pencils and artists' materials..                         | 72              | 34              | --               | 1                | --                          | --               | --                         | ( <sup>2</sup> ) | --   | ( <sup>2</sup> ) | --                               | --               |
| Prefabricated wood buildings and structural members..... | 810             | 784             | --               | 5                | 4                           | 2                | 540                        | 107              | 83   | 84               | 21                               | 4                |
| Refrigerators and air conditioners                       | 94              | 115             | --               | --               | ( <sup>2</sup> )            | ( <sup>2</sup> ) | 8                          | 18               | 7  | 1                | ( <sup>2</sup> )                 | 5                |
| Shingles.....  | 56              | 55              | 165              | 230              | --                          | --               | --                         | --               | --   | --               | --                               | --               |
| Ship and boat building and repair.                       | 50              | 47              | --               | --               | 1                           | 1                | 40                         | 52               | 2  | ( <sup>2</sup> ) | ( <sup>2</sup> )                 | --               |
| Shoe and boot findings.....                              | 39              | 8               | 26               | --               | ( <sup>2</sup> )            | 1                | ( <sup>2</sup> )           | 2                | --   | --               | --                               | --               |
| Sigma, scenery, and displays.....                        | 25              | 17              | ( <sup>2</sup> ) | ( <sup>2</sup> ) | 3                           | 5                | 21                         | 21               | 18   | 31               | 1                                | 3                |
| Sporting and athletic goods.....                         | 37              | 71              | 28               | 22               | 3                           | 13               | 3                          | 11               | 1  | 8                | ( <sup>2</sup> )                 | 10               |
| Textile machinery parts and accessories.....             | 26              | 40              | 51               | ( <sup>2</sup> ) | ( <sup>2</sup> )            | --               | 3                          | 2                | ( <sup>2</sup> )                                       | 1                | ( <sup>2</sup> )                 | --               |
| Toys and games.....                                      | 56              | 97              | ( <sup>2</sup> ) | --               | 3                           | ( <sup>2</sup> ) | 3                          | 4                | 25   | 15               | 1                                | 1                |
| Vehicles, motor.....                                     | 54              | 146             | --               | --               | 1                           | 4                | 37                         | 69               | 35   | 14               | 1                                | ( <sup>2</sup> ) |
| Venetian blinds and shades.....                          | 32              | 43              | --               | --               | --                          | 17               | 2                          | 2                | --   | --               | --                               | --               |
| All other products.....                                  | 382             | 146             | 181              | 286              | 1,683                       | 434              | 3                          | 16               | 3  | 369              | 2                                | 12               |

<sup>1</sup> Dunnage not included.<sup>2</sup> Less than 500,000 units.<sup>3</sup> Adjusted figures.

Table 4.--Wood used in selected manufactured products, by form of wood and specified years, 1940-65

| Product and form of wood | Unit of measure                           | 1940   |         | 1948   |         | 1960             |                  | 1965   |                  |
|--------------------------|---|--------|---------|--------|---------|------------------|------------------|--------|------------------|
|                          |   | Volume | Percent | Volume | Percent | Volume           | Percent          | Volume | Percent          |
| <b>CONTAINERS</b>        |   |        |         |        |         |                  |                  |        |                  |
| Total wood use.....      | Million sq.ft., 1-inch basis <sup>1</sup> | 4,837  | 100.0   | 4,638  | 100.0   | 2,308            | 100.0            | 2,098  | 100.0            |
| Lumber.....              | Million bd.ft. ...                        | 4,295  | 88.8    | 3,993  | 86.1    | 1,864            | 80.8             | 1,829  | 87.2             |
| Veneer and plywood...    | Million sq.ft., 1-inch basis.             | 213    | 4.4     | 627    | 13.5    | 422              | 18.3             | 223    | 10.6             |
| Bolts.....               | Million bd.ft., lumber basis.             | 329    | 6.8     | 18     | .4      | 20               | .9               | 42     | 2.0              |
| Hardboard.....           | Million sq.ft., 1-inch basis.             | --     | --      | --     | --      | 2                | ( <sup>2</sup> ) | 2      | .1               |
| Insulation board.....    | Million sq.ft., 1-inch basis.             | --     | --      | --     | --      | --               | --               | 1      | ( <sup>2</sup> ) |
| Particleboard.....       | Million sq.ft., 1-inch basis.             | --     | --      | --     | --      | ( <sup>3</sup> ) | ( <sup>2</sup> ) | 1      | ( <sup>2</sup> ) |
| <b>MILLWORK</b>          |   |        |         |        |         |                  |                  |        |                  |
| Total wood use.....      | Million sq.ft., 1-inch basis <sup>1</sup> | 1,823  | 100.0   | 2,234  | 100.0   | 1,698            | 100.0            | 2,471  | 100.0            |
| Lumber.....              | Million bd.ft. ...                        | 1,782  | 97.8    | 2,150  | 96.2    | 1,550            | 91.3             | 2,231  | 90.3             |
| Veneer and plywood...    | Million sq.ft., 1 inch basis.             | 39     | 2.1     | 83     | 3.7     | 127              | 7.5              | 151    | 6.1              |
| Bolts.....               | Million bd.ft., lumber basis.             | 2      | .1      | 1      | .1      | 1                | .1               | 3      | .1               |
| Hardboard.....           | Million sq.ft., 1 inch basis.             | --     | --      | --     | --      | 13               | .7               | 32     | 1.3              |
| Insulation board.....    | Million sq.ft., 1 inch basis.             | --     | --      | --     | --      | --               | --               | 21     | .9               |
| Particleboard.....       | Million sq.ft., 1 inch basis.             | --     | --      | --     | --      | 7                | .4               | 33     | 1.3              |
| <b>FURNITURE</b>         |   |        |         |        |         |                  |                  |        |                  |
| Total wood use.....      | Million sq.ft., 1 inch basis <sup>1</sup> | 1,422  | 100.0   | 2,138  | 100.0   | 2,735            | 100.0            | 3,792  | 100.0            |
| Lumber.....              | Million bd.ft. ...                        | 1,260  | 88.6    | 1,948  | 91.1    | 2,261            | 82.6             | 3,103  | 81.8             |
| Veneer and plywood...    | Million sq.ft., 1 inch basis.             | 113    | 8.0     | 179    | 8.4     | 374              | 13.7             | 339    | 8.9              |
| Bolts.....               | Million bd.ft., lumber basis.             | 49     | 3.4     | 11     | .5      | 13               | .5               | 14     | .4               |
| Hardboard.....           | Million sq.ft., 1-inch basis.             | --     | --      | --     | --      | 38               | 1.4              | 71     | 1.9              |
| Insulation board.....    | Million sq.ft., 1-inch basis.             | --     | --      | --     | --      | --               | --               | 1      | ( <sup>2</sup> ) |
| Particleboard.....       | Million sq.ft., 1-inch basis.             | --     | --      | --     | --      | 49               | 1.8              | 264    | 7.0              |

<sup>1</sup> In presenting these totals on a common basis, a board foot is assumed to be one square foot, 1-inch basis.

<sup>2</sup> Less than .1 percent.

<sup>3</sup> Less than 500,000 square feet.

<sup>4</sup> Includes 125 million board feet of softwood flooring.

NOTE.--Hardboard includes material 26 pounds and over per cubic foot.

Insulation board includes material under 26 pounds per cubic foot.

Table 5.--Wood use per \$1,000 value of shipments by manufacturing industries and form of wood, 1960-1965

(Based on 1957-59 dollars)

| Industry number <sup>1</sup> | Industry  | Lumber   |          | Bolts    |          | Veneer<br>(surface measure) |           |
|------------------------------|---|----------|----------|----------|----------|-----------------------------|-----------|
|                              |   | 1960     | 1965     | 1960     | 1965     | 1960                        | 1965      |
|                              |   | Bd. ft.  | Bd. ft.  | Bd. ft.  | Bd. ft.  | Sq. ft.                     | Sq. ft.   |
| 24                           | LUMBER AND WOOD PRODUCTS, EXCEPT FURNITURE  |          |          |          |          |                             |           |
| 2421                         | Sawmills and planing mills, general.....  | 311.46   | 216.16   | 3.83     | 9.26     | 0.43                        | 0.20      |
| 2426                         | Hardwood dimension and flooring.....  | 3,927.10 | 4,290.41 | 108.81   | 406.90   | 99.88                       | 150.56    |
| 2429                         | Special product sawmills.....   | 309.23   | 464.95   | 2,851.45 | 2,377.53 | 11.13                       | 28.71     |
| 2431                         | Millwork plants.....  | 1,668.20 | 1,696.81 | 1.39     | 2.19     | 215.80                      | 309.24    |
| 2432                         | Veneer and plywood plants.....  | 133.97   | 62.05    | .10      | 11.56    | 902.08                      | 675.88    |
| 2433                         | Prefabricated wooden buildings and structural members.....  | 2,605.19 | 1,703.80 | --       | 12.71    | 11.69                       | 1.44      |
| 2441                         | Nailed and lock corner wooden boxes and shooks.....   | 4,037.22 | 3,967.09 | 73.47    | 92.85    | 1,291.33                    | 658.50    |
| 2442                         | Wirebound boxes and crates.....   | 2,523.61 | 2,242.16 | 5.43     | 81.62    | 12,202.31                   | 6,508.32  |
| 2443                         | Veneer and plywood containers, except boxes and crates.....   | 658.82   | 700.00   | 46.12    | 460.53   | 17,844.03                   | 11,195.46 |
| 2445                         | Cooperage.....  | 184.44   | 143.03   | 848.71   | 1,915.92 | --                          | --        |
| 2499                         | Wood products, n.e.c.....   | 1,960.53 | 2,003.04 | 426.21   | 281.68   | 225.09                      | 34.11     |
| 25                           | FURNITURE AND FIXTURES  |          |          |          |          |                             |           |
| 2511                         | Wood household furniture, except upholstered  | 787.62   | 823.88   | .62      | 5.62     | 464.26                      | 545.65    |
| 2512                         | Wood household furniture, upholstered.....  | 507.66   | 498.46   | .24      | .71      | 11.94                       | 13.95     |
| 2514                         | Metal household furniture.....  | 35.60    | 63.02    | --       | 4.30     | 2.98                        | .93       |
| 2515                         | Mattresses and bedsprings.....  | 146.55   | 135.23   | .34      | --       | 2.07                        | .15       |
| 2519                         | Household furniture, n.e.c.....   | 186.08   | 94.40    | --       | --       | 536.76                      | (NS)      |
| 2521                         | Wood office furniture.....  | 497.38   | 405.67   | --       | 2.49     | 487.37                      | 360.04    |
| 2522                         | Metal office furniture.....   | 21.51    | 18.18    | --       | --       | 1.23                        | 11.67     |
| 2531                         | Public building and related furniture.....  | 248.09   | 221.07   | --       | --       | 247.66                      | 229.68    |
| 254                          | Partitions, shelving, lockers, and office store fixtures.....   | 328.87   | 108.09   | (NA)     | --       | (NA)                        | 6.74      |
| 2591                         | Venetian blinds and shades.....   | 169.20   | 56.09    | (NA)     | --       | (NA)                        | 85.50     |
| 2599                         | Furniture and fixtures, n.e.c.....  | 141.86   | 156.54   | --       | .65      | 5.91                        | 64.69     |
| 26                           | PAPER AND ALLIED PRODUCTS   |          |          |          |          |                             |           |
| 2621 and 2631                | Paper mills, except building paper mills, and paperboard mills.....                                   | 21.67    | 36.38    | --       | --       | --                          | 6.31      |
| 2641                         | Paper coating and glazing.....  | 11.93    | 13.65    | --       | --       | --                          | .08       |
| 2661                         | Building paper and building board mills....   | 39.49    | 33.73    | (NA)     | 211.87   | --                          | --        |
| 31                           | LEATHER AND LEATHER PRODUCTS  |          |          |          |          |                             |           |
| 3131                         | Boot and shoe cut stock and findings.....   | 63.46    | 25.20    | 4.21     | --       | 1.15                        | 5.85      |
| 3161                         | Luggage.....  | 51.18    | 1.03     | --       | --       | 35.32                       | 42.15     |
| 32                           | STONE, CLAY, AND GLASS PRODUCTS   |          |          |          |          |                             |           |
| 3211                         | Flat glass.....   | 205.90   | 94.04    | --       | --       | --                          | .35       |
| 3221                         | Glass containers.....   | 12.89    | 4.42     | (NA)     | --       | (NA)                        | --        |
| 325                          | Structural clay products.....   | (NA)     | 39.62    | (NA)     | --       | (NA)                        | 5.49      |
| 3281                         | Cut stone and stone products.....   | 86.89    | 80.27    | (NA)     | --       | (NA)                        | --        |
| 33                           | PRIMARY METAL INDUSTRIES  |          |          |          |          |                             |           |
| 3312                         | Blast furnaces (including coke ovens), steel works and rolling mills.....                             | 8.73     | 14.05    | --       | --       | --                          | .03       |
| 331                          | Finishing mills.....  | 4.42     | 12.22    | --       | --       | .64                         | --        |
| 332                          | Iron and steel foundries.....   | 12.08    | 20.40    | --       | (NS)     | .25                         | .44       |
| 335                          | Rolling, drawing, and extruding of non-ferrous metals.....  | 25.74    | 22.15    | --       | --       | .51                         | .20       |
| 34                           | FABRICATED METAL PRODUCTS, EXCEPT ORDNANCE, MACHINERY AND TRANSPORTATION EQUIPMENT                    |          |          |          |          |                             |           |
| 3411                         | Metal cans.....   | 5.82     | 1.66     | --       | --       | --                          | (NS)      |
| 342 and 343                  | Cutlery, hand tools, general hardware, heating apparatus (except electric) and plumbing fixtures..... | 15.29    | 14.60    | 1.67     | .15      | .67                         | .75       |
| 344                          | Fabricated structural metal products.....   | (NA)     | 16.38    | (NA)     | --       | (NA)                        | .14       |
| 3461                         | Metal stampings.....  | (NA)     | 6.38     | (NA)     | --       | (NA)                        | --        |
| 3481                         | Miscellaneous fabricated wire products.....   | (NA)     | 51.82    | (NA)     | --       | (NA)                        | --        |

See footnotes at end of table.



Table 5.--Wood use per \$1,000 value of shipments by manufacturing industries and form of wood, 1960-1965--Continued

(Based on 1957-59 dollars)

| Plywood<br>(3/8-inch basis) |         | Hardboard<br>(26# and over/cu. ft.)<br>(1/8-inch basis) |         | Insulation board<br>(Under 26#/cu. ft.)<br>(1/2-inch basis) |         | Particleboard<br>(3/4-inch basis) |         | Industry<br>number <sup>1</sup> |
|-----------------------------|---------|---|---------|---|---------|-----------------------------------|---------|---------------------------------|
| 1960                        | 1965    | 1960  | 1965    | 1960 <sup>2</sup>   | 1965    | 1960                              | 1965    |                                 |
| Sq. ft.                     | Sq. ft. | Sq. ft.   | Sq. ft. | Sq. ft.   | Sq. ft. | Sq. ft.                           | Sq. ft. |                                 |
|                             |         |   |         |   |         |                                   |         | 24                              |
| 3.08                        | 6.84    | 0.18  | 11.55   |   | 0.10    | 0.04                              | --      | 2421                            |
| 96.45                       | 24.83   | 40.50   | 1.59    |   | 27.20   | .34                               | 3.97    | 2426                            |
| --                          | --      | --  | --      |   | --      | 5.56                              | --      | 2429                            |
| 329.48                      | 230.38  | 73.08   | 205.41  |   | 35.10   | 10.18                             | 28.26   | 2431                            |
| 101.16                      | 74.42   | 2.20  | 239.94  |   | .20     | 2.03                              | 8.24    | 2432                            |
|                             |         |   |         |   |         |                                   |         | 2433                            |
| 1,737.61                    | 240.45  | 261.69  | 191.79  |   | 73.36   | 65.74                             | 7.20    | 2441                            |
| 242.87                      | 471.85  | 12.76   | 38.38   |   | (NS)    | 1.32                              | 1.90    | 2442                            |
| 2,965.37                    | 104.38  | 11.94   | --      |   | --      | --                                | --      | 2443                            |
| --                          | 13.82   | --  | 4.60    |   | --      | --                                | (NS)    | 2445                            |
| --                          | 1.66    | --  | --      |   | --      | --                                | --      | 2499                            |
| 50.89                       | 83.63   | 58.01   | 272.81  |   | 4.51    | .69                               | 135.12  |                                 |
|                             |         |   |         |   |         |                                   |         | 25                              |
| 312.60                      | 219.78  | 136.04  | 182.68  |   | .05     | 24.22                             | 97.55   | 2511                            |
| 12.89                       | 31.11   | 1.94  | 2.57    |   | (NS)    | 2.14                              | 3.96    | 2512                            |
| 101.44                      | 45.63   | 89.50   | 46.37   |   | --      | 35.60                             | 67.51   | 2514                            |
| 6.84                        | 1.95    | 2.76  | .64     |   | --      | (NA)                              | 5.92    | 2515                            |
| 164.60                      | 59.07   | 32.20   | 20.46   |   | --      | 14.31                             | 14.17   | 2519                            |
| 10.15                       | 123.62  | 33.38   | 18.26   |   | --      | 17.80                             | 32.36   | 2521                            |
| 7.37                        | 19.98   | .61   | 2.24    |   | (NS)    | (NA)                              | 5.39    | 2522                            |
| 134.11                      | 128.31  | 48.42   | 69.65   |   | .49     | 29.13                             | 46.73   | 2531                            |
| (NA)                        | 124.22  | (NA)  | 11.86   |   | .12     | (NA)                              | 75.22   | 254                             |
| (NA)                        | 11.98   | (NA)  | --      |   | --      | --                                | --      | 2591                            |
| 132.74                      | 161.07  | 17.11   | 72.45   |   | 1.29    | 14.76                             | 42.05   | 2599                            |
|                             |         |   |         |   |         |                                   |         | 26                              |
| .35                         | .37     | 1.02  | 1.05    |   | --      | --                                | .73     | 2621 and                        |
| .21                         | .19     | 1.85  | --      |   | --      | --                                | --      | 2631                            |
| --                          | (NS)    | --  | --      |   | --      | --                                | --      | 2641                            |
|                             |         |   |         |   |         |                                   |         | 2651                            |
| .38                         | 4.14    | (NA)  | --      |   | --      | (NA)                              | --      | 3131                            |
| 111.09                      | 70.11   | 9.73  | 19.85   |   | --      | (NA)                              | .41     | 3141                            |
|                             |         |   |         |   |         |                                   |         | 32                              |
| 30.97                       | 15.21   | --  | --      |   | .35     | --                                | --      | 3211                            |
| (NA)                        | (NS)    | (NA)  | .19     |   | --      | --                                | --      | 3221                            |
| (NA)                        | 4.04    | (NA)  | --      |   | --      | --                                | --      | 325                             |
| (NA)                        | 1.14    | (NA)  | --      |   | --      | --                                | --      | 3281                            |
|                             |         |   |         |   |         |                                   |         | 33                              |
| .31                         | .44     | .12   | .41     |   | (NS)    | (NA)                              | --      | 3312                            |
| .27                         | .16     | .13   | .15     |   | --      | --                                | --      | 331                             |
| .69                         | 1.17    | .97   | .12     |   | (NS)    | --                                | .34     | 332                             |
| .35                         | .30     | .37   | (NS)    |   | .11     | --                                | --      | 335                             |
|                             |         |   |         |   |         |                                   |         | 34                              |
| .54                         | (NS)    | (NA)  | .14     |   | (NS)    | --                                | --      | 3411                            |
|                             |         |   |         |   |         |                                   |         | 342 and                         |
|                             |         |   |         |   |         |                                   |         | 343                             |
| 1.14                        | 1.66    | .37   | .63     |   | (NS)    | (NA)                              | (NS)    | 344                             |
| (NA)                        | 3.13    | (NA)  | .17     |   | 1.02    | (NA)                              | 1.10    | 345                             |
| (NA)                        | 1.48    | (NA)  | .13     |   | 1.15    | (NA)                              | --      | 3461                            |
| (NA)                        | 1.12    | (NA)  | .36     |   | (NS)    | (NA)                              | --      | 3491                            |

Table 5.—Wood use per \$1,000 value of shipments by manufacturing industries and form of wood, 1960-1965--Continued

(Based on 1957-59 dollars)

| Industry number <sup>1</sup> | Industry   | Lumber  |         | Bolts   |         | Veneer (surface measure) |          |
|------------------------------|--|---------|---------|---------|---------|--------------------------|----------|
|                              |  | 1960    | 1965    | 1960    | 1965    | 1960                     | 1965     |
|                              |  | Bd. ft. | Bd. ft. | Bd. ft. | Bd. ft. | Sq. ft.                  | Sq. ft.  |
| 35                           | MACHINERY, EXCEPT ELECTRICAL   |         |         |         |         |                          |          |
| 3522                         | Farm machinery and equipment.....  | 18.12   | 10.93   | --      | (NS)    | --                       | --       |
| 353                          | Construction, mining, and materials handling machinery and equipment.....                            | 19.40   | 17.74   | --      | .08     | (NA)                     | --       |
| 354                          | Metalworking machinery and equipment.....  | 9.72    | 9.75    | --      | --      | (NA)                     | (NS)     |
| 355                          | Special industry machinery, except metalworking machinery.....                                       | 27.83   | 29.85   | 5.63    | .03     | .04                      | .05      |
| 356                          | General industrial machinery and equipment.....  | 19.62   | 14.84   | (NA)    | --      | (NA)                     | .04      |
| 3585                         | Refrigerators and refrigeration machinery, except household and complete air-conditioning units..... | 75.54   | 49.72   | --      | --      | .06                      | .07      |
| 3599                         | Miscellaneous machinery, except electrical.....  | 4.69    | 7.44    | (NA)    | --      | (NA)                     | --       |
| 36                           | ELECTRICAL MACHINERY, EQUIPMENT, AND SUPPLIES  |         |         |         |         |                          |          |
| 3612                         | Power distribution, and specialty transformers.....  | 22.37   | 21.18   | --      | --      | --                       | --       |
| 3613                         | Switchgear and switchboard apparatus.....  | (NA)    | 12.53   | (NA)    | --      | (NA)                     | --       |
| 362                          | Electrical industrial apparatus.....   | (NA)    | 12.40   | (NA)    | --      | (NA)                     | --       |
| 3633                         | Household laundry equipment.....   | 13.47   | 5.29    | --      | --      | (NS)                     | --       |
| 363b                         | Sewing machines.....   | 116.29  | (NS)    | (NA)    | --      | (NA)                     | --       |
| 3651                         | Radio and television receiving sets, except communication types.....                                 | (NA)    | 11.34   | (NA)    | --      | (NA)                     | (NS)     |
| 366                          | Communication equipment.....   | (NA)    | 4.58    | (NA)    | --      | (NA)                     | .04      |
| 37                           | TRANSPORTATION EQUIPMENT   |         |         |         |         |                          |          |
| 3713                         | Truck, bus, and other vehicle (except passenger car) bodies.....                                     | 90.75   | 124.04  | --      | --      | --                       | --       |
| 371b                         | Truck trailers.....  | (NA)    | 36.07   | (NA)    | --      | (NA)                     | --       |
| 3717                         | Motor vehicles and parts.....  | 2.12    | 1.84    | --      | --      | .03                      | .02      |
| 372                          | Aircraft and parts.....  | 2.88    | 2.24    | --      | --      | .20                      | .19      |
| 373                          | Ship and boat building and repairing.....  | 48.63   | 29.51   | --      | --      | .71                      | .62      |
| 3742                         | Railroad and street cars.....  | 65.53   | 21.39   | --      | --      | --                       | --       |
| 3791                         | Trailer coaches, housing type.....   | 470.71  | 341.76  | --      | .43     | 13.16                    | 78.52    |
| 39                           | MISCELLANEOUS MANUFACTURING INDUSTRIES   |         |         |         |         |                          |          |
| 3931                         | Musical instruments and parts.....   | 179.16  | 97.17   | --      | 1.56    | 168.70                   | 128.35   |
| 3941                         | Games and toys, except dolls and children's vehicles.....  | 21.93   | 40.32   | .70     | --      | .89                      | .11      |
| 3949                         | Sporting and athletic goods, n.e.c.....  | 142.11  | 64.40   | --      | 30.85   | 18.26                    | 11.94    |
| 3952                         | Lead pencils, crayons, and artists' materials.....   | 95.31   | 142.90  | --      | 8.55    | 29.20                    | --       |
| 3981                         | Brooms and brushes.....  | 42.91   | 134.94  | --      | --      | --                       | --       |
| 3983                         | Matches.....   | 5.36    | 17.29   | --      | 77.02   | 2,443.97                 | 3,288.15 |
| 3988                         | Morticians' goods.....   | 362.49  | 394.77  | --      | .37     | 5.78                     | (NS)     |
| 3993                         | Signs and advertising displays.....  | 77.33   | 3.88    | .21     | (NS)    | 5.62                     | 7.27     |

<sup>1</sup> Two-digit numbers identify Major Groups of the Standard Industrial Classification (SIC); three-digit numbers are industry subgroups of the Major Groups; four-digit numbers identify individual SIC industries. Three-digit numbers followed by one dash (e.g., 331-) indicate that one or more four-digit industries in this subgroup are listed separately. Two-digit numbers followed by two dashes (e.g., 26--) indicate that a group of three-digit industry subgroups and/or a group of four-digit industries (not elsewhere listed) have been combined.

Table 5.--Wood use per \$1,000 value of shipments by manufacturing industries and form of wood, 1960-1965--Continued

(Based on 1957-59 dollars)

| Plywood<br>(3/8-inch basis) |         | Hardboard<br>(26# and over cu. ft.)<br>(1/8-inch basis) |         | Insulation board<br>(Under 26#/cu. ft.)<br>(1/2-inch basis) |         | Particleboard<br>(3/4-inch basis) |         | Industry<br>number <sup>1</sup> |
|-----------------------------|---------|---|---------|---|---------|-----------------------------------|---------|---------------------------------|
| 1960                        | 1965    | 1960  | 1965    | 1960 <sup>2</sup>   | 1965    | 1960                              | 1965    |                                 |
| Sq. ft.                     | Sq. ft. | Sq. ft.   | Sq. ft. | Sq. ft.   | Sq. ft. | Sq. ft.                           | Sq. ft. |                                 |
|                             |         |   |         |   |         |                                   |         | 35                              |
| 0.82                        | 1.14    | 0.10  | 0.23    |   | 0.06    | --                                | --      | 3522                            |
|                             |         |   |         |   |         |                                   |         | 353                             |
| 1.09                        | 1.61    | .47   | .08     |   | .03     | 0.05                              | 0.05    | 354                             |
| .46                         | .60     | .05   | .02     |   | .02     | (NA)                              | .02     | 355                             |
| 1.03                        | 1.47    | .25   | .44     |   | .03     | .33                               | .03     | 356                             |
| .52                         | 1.01    | .26   | .05     |   | .02     | .26                               | (NS)    | 3585                            |
| 5.21                        | 6.71    | 4.70  | .96     |   | 2.03    | .25                               | .11     | 3599                            |
| .20                         | .52     | (NA)  | (NS)    |   | --      | (NA)                              | --      | 36                              |
|                             |         |   |         |   |         |                                   |         | 3612                            |
| .28                         | .23     | 0.84  | 6.15    |   | .11     | (NS)                              | .23     | 3613                            |
| (NA)                        | .65     | (NA)  | --      |   | --      | (NA)                              | (NS)    | 362                             |
| (NA)                        | .45     | (NA)  | .40     |   | .03     | (NA)                              | (NS)    | 3633                            |
| (NS)                        | (NS)    | (NS)  | --      |   | --      | (NS)                              | --      | 3636                            |
| (NA)                        | (NS)    | (NA)  | --      |   | --      | (NA)                              | --      | 3651                            |
| (NA)                        | 5.43    | (NA)  | .93     |   | --      | (NA)                              | .03     | 366                             |
| (NA)                        | .79     | (NA)  | .26     |   | .01     | (NA)                              | .07     | 37                              |
|                             |         |   |         |   |         |                                   |         | 3713                            |
| 74.77                       | 34.76   | .93   | 1.66    |   | .20     | --                                | --      | 3715                            |
| (NA)                        | 42.18   | (NA)  | .91     |   | --      | (NA)                              | (NS)    | 3717                            |
| .17                         | .55     | .12   | (NS)    |   | (NS)    | (NS)                              | (NS)    | 372                             |
| 1.47                        | 1.49    | .16   | .30     |   | (NS)    | .01                               | (NS)    | 373                             |
| 27.15                       | 23.15   | 1.69  | .39     |   | .22     | .19                               | .04     | 3742                            |
| 42.64                       | 5.07    | (NS)  | .07     |   | --      | --                                | (NS)    | 3791                            |
| 574.47                      | 386.56  | 369.63  | 84.31   |   | 137.65  | 15.55                             | 13.67   | 39                              |
|                             |         |   |         |   |         |                                   |         | 3931                            |
| 11.84                       | 8.31    | .69   | 1.30    |   | (NS)    | 2.44                              | .78     | 3941                            |
| 8.85                        | 3.26    | 23.93   | 12.94   |   | .33     | 1.07                              | .22     | 3949                            |
| 7.61                        | 15.17   | 1.52  | 7.25    |   | (NS)    | .45                               | 13.33   | 3952                            |
|                             |         |   |         |   |         |                                   |         | 3981                            |
| (NA)                        | .85     | --  | (NS)    |   | --      | (NA)                              | --      | 3983                            |
| 1.48                        | 2.64    | (NA)  | 2.09    |   | --      | 1.97                              | --      | 3988                            |
| --                          | --      | --  | --      |   | --      | --                                | --      | 3993                            |
| 4.08                        | 8.91    | (NA)  | 1.12    |   | (NS)    | (NA)                              | 6.30    |                                 |
| 59.43                       | 33.61   | 37.47   | 38.91   |   | .31     | 2.15                              | 4.24    |                                 |

<sup>2</sup> Insulation board not included in 1960 study.

Standard Notes: NA - not available.  
 NS - not significant, less than 0.05 unit.  
 n.e.c. - not elsewhere classified.

Table 6.--Lumber used in selected manufacturing industries in products made for sale, for own use, and for dunnage, blocking, and bracing, 1965<sup>1/</sup>  
(In thousand board feet)

| Industry number 2 | Industry  | Industry total | Products made for sale | Products made for own use and dunnage |         |            |                                  |         |
|-------------------|---|----------------|------------------------|---------------------------------------|---------|------------|----------------------------------|---------|
|                   |   |                |                        | Total for own use & dunnage           | Pallets | Containers | Jigs, models, patterns, & flasks | Dunnage |
|                   | TOTAL -----   | 13,570,313     | 11,557,077             | 2,013,236                             | 647,307 | 596,895    | 53,265                           | 715,769 |
| 2033              | Canned fruits & vegetables, preserves, jams, and jellies -----                            | *13,604        | --                     | *13,604                               | **9,072 | **4,442    | --                               | *90     |
| 2055              | Distilled, rectified & blended liquors ---  | 315            | --                     | 315                                   | 3/      | --         | --                               | 278     |
| 2141              | Tobacco stemming & redrying -----   | *10,719        | *3,445                 | 7,274                                 | *234    | 6,967      | --                               | *73     |
| 2224              | Thread mills -----  | 3/             | --                     | 3/                                    | 3/      | 3/         | --                               | 3/      |
| 24                | LUMBER & WOOD PRODUCTS, EXCEPT FURNITURE  |                |                        |                                       |         |            |                                  |         |
| 2421              | Sawmills & Planing mills, general -----   | *623,157       | *525,404               | **37,753                              | **      | **         | --                               | **      |
| 2426              | Hardwood dimension & Flooring mills -----   | 1,624,321      | 1,620,040              | **4,231                               | **      | **         | 3/                               | *1,799  |
| 2429              | Special product sawmills -----  | *70,744        | *37,623                | **2,921                               | **      | 3/         | --                               | **      |
| 2431              | Millwork plants -----   | 2,011,433      | 2,002,564              | 3,929                                 | *1,957  | *919       | 3/                               | 6,028   |
| 2432              | Veneer & Plywood plants -----   | 91,751         | 56,151                 | 35,600                                | *2,227  | *3,134     | --                               | 30,189  |
| 2433              | Prefabricated wooden buildings & structural members -----                                 | 710,636        | 707,449                | *3,247                                | 3/      | **72       | **1,453                          | *1,707  |
| 2441              | Nailed & lock corner wooden boxes & shooks  | 237,418        | 201,735                | *35,683                               | 2,379   | **21,490   | *2,263                           | **9,051 |
| 2442              | Wirebound boxes & crates -----  | 235,662        | 233,421                | *2,241                                | *1,106  | **57       | 3/                               | 1,043   |
| 2443              | Veneer & plywood containers, except boxes and crates -----                                | *15,213        | *15,105                | **110                                 | **      | --         | --                               | 3/      |
| 2445              | Cooperage -----   | **3,537        | **3,453                | **129                                 | **      | --         | --                               | **      |
| 2449              | Wood products, n.e.c. -----   | 1,820,348      | 1,301,253              | 19,090                                | 6,636   | *3,960     | **734                            | *7,760  |
| 25                | FURNITURE AND FIXTURES  |                |                        |                                       |         |            |                                  |         |
| 2511              | Wood household furniture, except upholstered -----  | 1,653,757      | 1,619,386              | 38,771                                | 29,061  | *4,777     | 625                              | *4,308  |
| 2512              | Wood household furniture, upholstered ---   | 560,792        | 554,459                | *6,333                                | *3,144  | *2,183     | *114                             | *892    |
| 2514              | Metal household furniture -----   | *33,745        | *33,120                | *625                                  | *116    | *325       | --                               | *184    |
| 2515              | Mattresses and bedsprings -----   | 39,007         | 38,464                 | 539                                   | *148    | 200        | 3/                               | 190     |
| 2519              | Household furniture, n.e.c. -----   | *6,008         | *5,976                 | 3/                                    | --      | 3/         | --                               | --      |
| 2521              | Wood office furniture -----   | 43,253         | 47,769                 | *1,034                                | *214    | *868       | 3/                               | 3/      |
| 2522              | Metal office furniture -----  | 3,166          | *1,165                 | 7,001                                 | 3,731   | 2,936      | --                               | *334    |
| 2531              | Public building & related furniture ---   | 66,702         | 60,538                 | *6,114                                | *1,021  | *3,576     | 3/                               | **1,498 |
| 2541              | Wood partitions, shelving, lockers, & office & store fixtures -----                       | *70,176        | *63,569                | **1,607                               | 3/      | **         | 3/                               | **      |
| 2542              | Metal partitions, shelving, lockers, & office & store fixtures -----                      | 19,531         | *9,439                 | *10,092                               | **737   | 5,594      | 3/                               | *3,760  |
| 25--              | Includes SIC's 2521-Venetian blinds & shades; and 2599-Furniture & fixtures, n.e.c. ----- | *34,452        | *30,011                | **4,441                               | **      | **         | --                               | **      |
| 26                | PAPER AND ALLIED PRODUCTS   |                |                        |                                       |         |            |                                  |         |
| 2621              | Paper mills, except building paper mills -  | 193,631        | **1,222                | 182,409                               | 157,190 | *3,927     | **278                            | *21,014 |
| 2631              | Paperboard mills -----  | 51,951         | *2,659                 | 49,292                                | 41,312  | *54        | --                               | *7,916  |
| 2641              | Paper coating & glazing -----   | 17,618         | --                     | 17,618                                | 13,567  | 1,747      | 3/                               | **2,301 |
| 2661              | Building paper & building board mills ---   | **10,716       | --                     | **10,716                              | *1,904  | 3/         | --                               | **      |
| 31                | LEATHER AND LEATHER PRODUCTS  |                |                        |                                       |         |            |                                  |         |
| 3131              | Boot & shoe cut stock & findings -----  | 5,558          | 5,534                  | 3/                                    | 3/      | 3/         | --                               | 3/      |
| 3161              | Luggage -----   | 4,241          | 4,207                  | 3/                                    | 3/      | --         | --                               | --      |

See footnotes at end of table.

Table 4.--Lumber used in selected manufacturing industries in products made for sale, for own use, and for dunnage, blocking, and bracing, 1965<sup>1/</sup>--Continued  
(In thousand board feet)

| Industry number 2/ | Industry   | Industry total | Products made for sale | Products made for own use and dunnage |         |            |                                  |          |
|--------------------|--|----------------|------------------------|---------------------------------------|---------|------------|----------------------------------|----------|
|                    |  |                |                        | Total for own use & dunnage           | Pallets | Containers | Jigs, models, patterns, & flasks | Dunnage  |
| 32                 | STONE, CLAY, AND GLASS PRODUCTS  |                |                        |                                       |         |            |                                  |          |
| 3211               | Flat glass -----   | 80,184         | --                     | 80,184                                | 17,083  | 56,761     | 3/                               | 6,329    |
| 3221               | Glass containers -----   | *4,555         | --                     | *4,555                                | 931     | **3,294    | 3/                               | *317     |
| 325                | Structural clay products -----   | 33,904         | **675                  | *33,229                               | *18,842 | **830      | 111                              | *13,446  |
| 3261               | Cut stone & stone products -----   | *15,534        | 3/                     | *15,513                               | **4,243 | *8,170     | **94                             | 3,006    |
| 33                 | PRIMARY METAL INDUSTRIES   |                |                        |                                       |         |            |                                  |          |
| 3312               | Blast furnaces (including coke ovens), steel works & rolling mills -----   | 264,594        | 3/                     | 264,566                               | 34,666  | 13,441     | *2,451                           | 214,008  |
| 3313               | Electrometallurgical products (not made in blast furnaces) -----   | 2,823          | --                     | 2,823                                 | *2,266  | --         | --                               | 557      |
| 3315               | Steel wire drawing & steel nails & spikes --   | 5,091          | **510                  | 4,581                                 | *2,210  | 687        | 3/                               | 1,667    |
| 3316               | Cold rolled sheet, strip, & bars -----   | 14,265         | **1,127                | *13,138                               | *6,079  | *3,037     | 3/                               | **4,020  |
| 3317               | Steel pipe and tubes -----   | 25,557         | **334                  | *24,523                               | *5,093  | *5,216     | 3/                               | 13,512   |
| 332                | Iron and steel foundries -----   | *33,327        | *4,233                 | *79,539                               | *12,945 | *3,534     | *19,823                          | **43,287 |
| 335                | Rolling, drawing, & extruding of nonferrous metals -----   | 170,061        | 1,463                  | 158,598                               | 47,232  | 91,435     | 382                              | *29,549  |
| 34                 | FABRICATED METAL PRODUCTS, EXCEPT ORDNANCE, MACHINERY AND TRANSPORTATION EQUIPMENT   |                |                        |                                       |         |            |                                  |          |
| 3411               | Metal cans -----   | 3,729          | --                     | 3,729                                 | 920     | 94         | --                               | 2,655    |
| 342                | Cutlery, hand tools, & general hardware ---  | *11,594        | *6,230                 | *5,624                                | *1,229  | *3,972     | **103                            | 320      |
| 343                | Heating apparatus (except electric) & plumbing fixtures -----  | 25,333         | *443                   | 24,340                                | *6,517  | *13,958    | **605                            | 3,860    |
| 3441               | Fabricated structural iron & steel -----   | *26,233        | **11,447               | *14,735                               | **1,835 | **715      | 183                              | *12,053  |
| 3443               | Fabricated plate work (boiler shops) -----   | *29,152        | *1,270                 | *27,582                               | *3,813  | **9,600    | *1,027                           | 13,442   |
| 3444               | Sheet-metal work -----   | *21,561        | **380                  | *20,681                               | *4,804  | *10,372    | 3/                               | **5,480  |
| 3446               | Architectural & metal work -----   | *3,391         | **201                  | *3,170                                | **104   | *2,847     | **73                             | **166    |
| 3449               | Miscellaneous metal work -----   | *26,042        | **7,157                | *18,591                               | **3,716 | *4,979     | --                               | *10,196  |
| 3461               | Metal stampings -----  | *19,807        | **405                  | *19,402                               | *7,238  | *7,583     | **312                            | *4,269   |
| 34--               | Includes SIC's 3442-Metal doors, sash, frames, and molding and trim; and 3461-Miscellaneous fabricated wire products ----- | *82,983        | **63,358               | *19,125                               | *1,080  | *10,665    | *1,189                           | *6,191   |
| 35                 | MACHINERY, EXCEPT ELECTRICAL   |                |                        |                                       |         |            |                                  |          |
| 3522               | Farm machinery & equipment -----   | 33,526         | *13,895                | 19,631                                | 6,010   | 6,300      | *65                              | 7,256    |
| 353                | Construction, mining, & materials handling machinery & equipment -----   | *109,063       | **50,246               | *58,317                               | *12,384 | 26,080     | *1,031                           | *19,322  |
| 354                | Metalworking machinery & equipment -----   | 56,737         | **4,610                | 52,189                                | *13,126 | *26,947    | **6,493                          | 5,621    |
| 355                | Special industry machinery, except metal-working machinery -----   | *114,425       | **44,212               | *70,213                               | *17,473 | 42,207     | **2,192                          | *8,341   |
| 356                | General industrial machinery & equipment ---   | 61,713         | *14,201                | 67,517                                | *18,599 | 38,784     | **2,687                          | *7,457   |
| 3535               | Refrigerators & refrigeration machinery, except household & complete air-conditioning units -----                          | **132,465      | **95,679               | 36,786                                | 12,661  | 19,657     | **128                            | *4,340   |
| 3599               | Miscellaneous machinery, except electrical -   | **14,102       | **6,191                | **7,911                               | **      | **         | **                               | **       |

See footnotes at end of table.

Table 6.--Lumber used in selected manufacturing industries in products made for sale, for own use, and for dunnage, blocking, and bracing, 1965<sup>1/</sup>--Continued  
(In thousand board feet)

| Industry number 2/ | Industry  | Industry total | Products made for sale | Products made for own use and dunnage |         |            |                                  |         |
|--------------------|---|----------------|------------------------|---------------------------------------|---------|------------|----------------------------------|---------|
|                    |   |                |                        | Total for own use & dunnage           | Pallets | Containers | Jigs, models, patterns, & flasks | Dunnage |
| 36                 | ELECTRICAL MACHINERY, EQUIPMENT, & SUPPLIES   |                |                        |                                       |         |            |                                  |         |
| 3612               | Power distribution, & specialty transformers -----  | 18,376         | *2,724                 | *15,652                               | *8,117  | 1,678      | **299                            | *5,558  |
| 3613               | Switchgear & switchboard apparatus -----  | *15,530        | 3/                     | *15,527                               | *5,653  | *8,499     | 3/                               | *1,346  |
| 362                | Electrical industrial apparatus -----   | *16,575        | **644                  | *45,931                               | *13,752 | *22,082    | *472                             | *9,655  |
| 366                | Communication equipment -----   | *34,292        | **4,334                | *29,958                               | *1,511  | *17,034    | **1,838                          | **9,575 |
| 36--               | Includes SIC's 3633-Household laundry equipment; 3636-Sewing machines; & 3651-Radio & television receiving sets, except communication types ----- | **37,551       | **26,851               | **10,700                              | **      | **         | **                               | **      |
| 37                 | TRANSPORTATION EQUIPMENT  |                |                        |                                       |         |            |                                  |         |
| 3713               | Truck, bus, & other vehicle (except passenger car) -----  | **59,616       | **58,142               | *1,474                                | **372   | **523      | 3/                               | *562    |
| 3715               | Truck trailers -----  | 23,572         | 22,127                 | *1,445                                | 3/      | *750       | --                               | *676    |
| 3717               | Motor vehicles & parts -----  | 81,215         | *1,842                 | 79,373                                | 25,096  | 27,814     | 1,321                            | 25,142  |
| 372                | Aircraft & parts -----  | 28,575         | **2,463                | 26,112                                | *8,848  | 13,171     | 1,187                            | *2,906  |
| 3731               | Ship building & repairing -----   | *35,159        | 4,396                  | *30,763                               | **308   | *1,950     | **2,184                          | *26,321 |
| 3732               | Boat building & repairing -----   | 32,233         | 30,112                 | 2,121                                 | 1,107   | **293      | 64                               | 657     |
| 3742               | Railroad & street cars -----  | *30,845        | *25,071                | *5,774                                | **1,533 | **1,379    | *215                             | *2,647  |
| 3791               | Trailer coaches, housing type -----   | 317,275        | 317,125                | *150                                  | 3/      | 3/         | *69                              | *53     |
| 39                 | MISCELLANEOUS MANUFACTURING INDUSTRIES  |                |                        |                                       |         |            |                                  |         |
| 3931               | Musical instruments & parts -----   | *37,360        | *36,101                | *1,259                                | 3/      | **333      | 3/                               | *855    |
| 3941               | Games & toys, except dolls & children's vehicles -----  | *37,142        | *36,833                | *309                                  | **195   | 3/         | 3/                               | *98     |
| 3949               | Sporting & athletic goods, n.e.c. -----   | 45,299         | 42,665                 | **2,634                               | *260    | **         | 3/                               | 3/      |
| 3952               | Lead pencils, crayons, & artists' materials -----   | **16,609       | **16,037               | **572                                 | **      | **         | 3/                               | --      |
| 3988               | Morticians' goods -----   | 106,402        | 101,817                | *4,585                                | 3/      | *4,351     | 3/                               | **196   |
| 3993               | Signs & advertising displays -----  | 20,432         | 12,360                 | 8,072                                 | *146    | 7,261      | *69                              | *596    |
| 39--               | Includes SIC's 3981-Brooms & brushes; & 3983-Matches -----  | **39,809       | **39,531               | **278                                 | 3/      | **         | --                               | 3/      |

Standard Notes: n.e.c.- Not elsewhere classified.

1/ Detailed figures may not add to the totals because of omission of quantities less than 50,000 board feet.

2/ Two-digit numbers identify Major Groups of the Standard Industrial Classification (SIC); three-digit numbers are industry subgroups of the Major Groups; four-digit numbers identify individual SIC industries. Three-digit numbers followed by one dash (e.g., 331-) indicate that one or more four-digit industries in this subgroup are listed separately. Two-digit numbers followed by two dashes (e.g., 26--) indicate that a group of three-digit industry subgroups and/or a group of four-digit industries (not elsewhere listed) have been combined.

3/ Less than 50,000 board feet.

NOTE ON SAMPLING VARIATIONS: (a) Unstarred figures have a standard error of estimate of 15 percent or less; (b) the one-starred figures have a standard error of estimate between 16 percent and 30 percent; (c) the two-starred figures have a standard error of estimate of over 30 percent.

Table 6a.--Lumber used for dunnage, blocking, and bracing in manufacturing industries, by species, 1948, 1960, and 1965.

| Species              | 1948                           |                            | 1960                            |                            | 1965                             |                            |
|----------------------|--------------------------------|----------------------------|---------------------------------|----------------------------|----------------------------------|----------------------------|
|                      | <u>Million</u><br><u>bd.ft</u> | <u>Per-</u><br><u>cent</u> | <u>Million</u><br><u>bd.ft.</u> | <u>Per-</u><br><u>cent</u> | <u>Million</u><br><u>bd. ft.</u> | <u>Per-</u><br><u>cent</u> |
| Total, all species   | 612                            | 100                        | 642                             | 100                        | 716                              | 100                        |
| Softwoods.....       | 244                            | 40                         | 340                             | 53                         | 337                              | 47                         |
| Douglas fir.....     | 37                             | 6                          | 128                             | 20                         | 83                               | 12                         |
| Fir (true).....      | 6                              | 1                          | 38                              | 6                          | 21                               | 3                          |
| Hemlock.....         | 12                             | 2                          | 13                              | 2                          | 16                               | 2                          |
| Pine:                |                                |                            |                                 |                            |                                  |                            |
| Eastern white.....   | 12                             | 2                          | 16                              | 2                          | 21                               | 3                          |
| Southern yellow...   | 147                            | 24                         | 76                              | 12                         | 51                               | 7                          |
| Other.....           | 18                             | 3                          | 23                              | 4                          | 44                               | 6                          |
| Spruce.....          | 12                             | 2                          | 22                              | 3                          | 23                               | 3                          |
| All other softwoods. | --                             | --                         | 24                              | 4                          | 78                               | 11                         |
| Hardwoods.....       | 368                            | 60                         | 302                             | 47                         | 379                              | 53                         |
| Cottonwood.....      | 37                             | 6                          | 6                               | 1                          | 25                               | 4                          |
| Oak.....             | 196                            | 32                         | 95                              | 15                         | 82                               | 11                         |
| All other hardwoods. | 135                            | 22                         | 201                             | 31                         | 272                              | 38                         |

Table 7.--Lumber used in selected manufacturing industries by species, 1965<sup>1/</sup>  
(In thousand board feet)

| Industry number 2/ | Industry  | Total all species | Native softwood  | Native hardwood  | Mixed native softwood and hardwood | Imported woods |
|--------------------|---|-------------------|------------------|------------------|------------------------------------|----------------|
|                    | <b>TOTAL.....</b>   | <b>13,570,313</b> | <b>6,623,638</b> | <b>6,267,223</b> | <b>575,699</b>                     | <b>103,753</b> |
| 2033               | Canned fruits & vegetables, preserves, jams, and jellies.....                           | *13,604           | 7,118            | 2,817            | 3,669                              | --             |
| 2085               | Distilled, rectified & blended liquors.....   | 315               | 67               | 93               | 155                                | --             |
| 2141               | Tobacco stemming & redrying.....  | *10,719           | 7,803            | 1,287            | 1,629                              | --             |
| 2284               | Thread mills.....   | 3/                | 3/               | 3/               | 3/                                 | --             |
| 24                 | <b>LUMBER &amp; WOOD PRODUCTS, EXCEPT FURNITURE</b>                                     |                   |                  |                  |                                    |                |
| 2421               | Sawmills & planing mills, general.....  | *623,157          | 385,290          | 231,272          | 6,595                              | --             |
| 2426               | Hardwood dimension and flooring.....  | 1,624,321         | 28,024           | 1,579,893        | 14,189                             | 2,215          |
| 2429               | Special product sawmills.....   | *90,744           | 70,165           | 20,571           | --                                 | 3/             |
| 2431               | Millwork plants.....  | 2,011,493         | 1,820,311        | 153,181          | 16,067                             | 21,934         |
| 2432               | Veneer & plywood plants.....  | 91,751            | 51,038           | 36,096           | 4,614                              | 3/             |
| 2433               | Prefabricated wooden buildings & structural members.....                                | 710,696           | 702,008          | 4,041            | 4,518                              | 129            |
| 2441               | Nailed & lock corner wooden boxes & shooks.....   | 837,418           | 504,507          | 280,755          | 51,686                             | 470            |
| 2442               | Wirebound boxes & crates.....   | 285,662           | 19,221           | 233,980          | 32,461                             | --             |
| 2443               | Veneer & plywood containers, except boxes & crates.....                                 | *15,218           | 12,643           | 2,414            | 161                                | --             |
| 2445               | Cooperage.....  | *8,587            | 1,253            | 7,265            | 69                                 | --             |
| 2499               | Wood products, n.e.c.....   | 1,820,348         | 746,487          | 931,290          | 139,541                            | 3,030          |
| 25                 | <b>FURNITURE AND FIXTURES</b>   |                   |                  |                  |                                    |                |
| 2511               | Wood household furniture, except upholstered....  | 1,658,757         | 273,435          | 1,352,361        | 4,386                              | 28,575         |
| 2512               | Wood household furniture, upholstered.....  | 560,792           | 157,466          | 384,948          | 12,536                             | 5,842          |
| 2514               | Metal household furniture.....  | *33,745           | 11,741           | 8,051            | 13,902                             | 51             |
| 2515               | Mattresses and bedsprings.....  | 89,007            | 48,902           | 38,145           | 1,959                              | 3/             |
| 2519               | Household furniture, n.e.c.....   | *6,008            | 5,280            | 697              | 3/                                 | 3/             |
| 2521               | Wood office furniture.....  | 48,853            | 1,110            | 47,543           | 3/                                 | 199            |
| 2522               | Metal office furniture.....   | 8,166             | 5,792            | 2,182            | 184                                | 3/             |
| 2531               | Public building & related furniture.....  | 66,702            | 18,746           | 45,277           | 1,662                              | 1,017          |
| 2541               | Wood partitions, shelving, lockers, & office & store fixtures.....                      | *70,176           | 46,728           | 20,103           | 2,281                              | 1,064          |
| 2542               | Metal partitions, shelving, lockers, & office & store fixtures.....                     | 19,581            | 14,362           | 3,836            | 1,383                              | --             |
| 25--               | Includes SIC's 2591-Venetian blinds & shades; and 2599-Furniture & fixtures, n.e.c..... | *34,452           | 11,225           | 23,016           | 3/                                 | 174            |
| 26                 | <b>PAPER AND ALLIED PRODUCTS</b>  |                   |                  |                  |                                    |                |
| 2621               | Paper mills, except building paper mills.....   | 183,631           | 101,534          | 66,846           | 15,251                             | --             |
| 2631               | Paperboard mills.....   | 51,951            | 31,228           | 18,460           | 2,263                              | --             |
| 2641               | Paper coating & glazing.....  | 17,618            | 13,909           | 2,790            | 919                                | --             |
| 2661               | Building paper & building board mills.....  | *10,716           | 1,153            | 2,989            | 6,574                              | --             |
| 31                 | <b>LEATHER AND LEATHER PRODUCTS</b>   |                   |                  |                  |                                    |                |
| 3131               | Boot & shoe cut stock & findings.....   | 5,558             | 3,231            | 2,327            | --                                 | --             |
| 3161               | Luggage.....  | 4,241             | 3,304            | 903              | --                                 | 3/             |
| 32                 | <b>STONE, CLAY, AND GLASS PRODUCTS</b>  |                   |                  |                  |                                    |                |
| 3211               | Flat glass.....   | 80,184            | 51,084           | 27,815           | 485                                | --             |
| 3221               | Glass containers.....   | *4,555            | 81               | 4,470            | 3/                                 | --             |
| 325                | Structural clay products.....   | 33,904            | 3,110            | 24,621           | 5,711                              | 462            |
| 3281               | Cut stone & stone products.....   | *15,534           | 7,144            | 3,343            | 5,047                              | --             |
| 33                 | <b>PRIMARY METAL INDUSTRIES</b>   |                   |                  |                  |                                    |                |
| 3312               | Blast furnaces (including coke ovens), steel works & rolling mills.....                 | 264,594           | 57,635           | 172,189          | 34,745                             | 3/             |
| 3313               | Electrometallurgical products (not made in blast furnaces).....                         | 2,823             | 112              | 2,655            | 56                                 | --             |
| 3315               | Steel wire drawing & steel nails & spikes.....  | 5,091             | 3,196            | 1,027            | 868                                | --             |
| 3316               | Cold rolled sheet, strip, & bars.....   | 14,265            | 6,147            | 6,000            | 2,118                              | --             |
| 3317               | Steel pipe and tubes.....   | 29,357            | 14,389           | 8,138            | 2,830                              | --             |
| 332                | Iron and steel foundries.....   | *83,827           | 36,833           | 42,509           | 1,447                              | 3,038          |
| 335                | Rolling, drawing, & extruding of nonferrous metals.....                                 | 170,061           | 114,457          | 33,395           | 22,177                             | 3/             |

See footnotes at end of table.



Table 7.--Lumber used in selected manufacturing industries by species, 1965<sup>1/</sup>--Continued  
(In thousand board feet)

| Industry number 2/ | Industry   | Total all species | Native softwood | Native hardwood | Mixed native softwood and hardwood | Imported woods |
|--------------------|--|-------------------|-----------------|-----------------|------------------------------------|----------------|
| 34                 | FABRICATED METAL PRODUCTS, EXCEPT ORDNANCE, MACHINERY AND TRANSPORTATION EQUIPMENT   |                   |                 |                 |                                    |                |
| 3411               | Metal cans.....  | 3,729             | 1,474           | 1,278           | 977                                | --             |
| 342                | Cutlery, hand tools, & general hardware.....   | *11,854           | 5,576           | 4,810           | 487                                | 981            |
| 343                | Heating apparatus (except electric) & plumbing fixtures.....   | 25,383            | 13,275          | 6,759           | 5,349                              | --             |
| 3441               | Fabricated structural iron & steel.....  | *26,233           | 15,144          | 9,469           | 1,620                              | --             |
| 3443               | Fabricated plate work (boiler shops).....  | *29,152           | 14,612          | 8,820           | 5,716                              | 3/             |
| 3444               | Sheet-metal work.....  | *21,561           | 12,911          | 4,767           | 3,883                              | --             |
| 3446               | Architectural & metal work.....  | *3,391            | 1,956           | 208             | 1,212                              | 3/             |
| 3449               | Miscellaneous metal work.....  | *26,048           | 17,444          | 5,024           | 3,563                              | 3/             |
| 3461               | Metal stampings.....   | *19,807           | 11,316          | 4,715           | 3,769                              | 3/             |
| 34--               | Includes SIC's 3442-Metal doors, sash, frames, & molding & trim; and 3481-Miscellaneous fabricated wire products.....                                | *82,983           | 72,138          | 4,799           | 6,040                              | 3/             |
| 35                 | MACHINERY, EXCEPT ELECTRICAL   |                   |                 |                 |                                    |                |
| 3522               | Farm machinery & equipment.....  | 33,526            | 18,342          | 12,558          | 2,622                              | 3/             |
| 353                | Construction, mining, & materials handling machinery and equipment.....  | *109,063          | 45,336          | 57,903          | 5,621                              | 203            |
| 354                | Metalworking machinery & equipment.....  | 56,799            | 40,347          | 7,739           | 8,351                              | 352            |
| 355                | Special industry machinery, except metal-working machinery.....  | *114,425          | 69,539          | 38,213          | 6,393                              | 280            |
| 356                | General industrial machinery and equipment.....  | 81,718            | 62,769          | 9,135           | 6,990                              | 2,824          |
| 3585               | Refrigerators and refrigeration machinery, except household and complete air-conditioning units.....   | **132,465         | 123,443         | 6,361           | 2,661                              | --             |
| 3599               | Miscellaneous machinery, except electrical.....  | *14,102           | 7,210           | 3,634           | 3,256                              | 3/             |
| 36                 | ELECTRICAL MACHINERY, EQUIPMENT, AND SUPPLIES  |                   |                 |                 |                                    |                |
| 3612               | Power distribution, and specialty transformers....   | 18,376            | 9,905           | 6,837           | 1,614                              | --             |
| 3613               | Switchgear and switchboard apparatus.....  | *15,530           | 13,554          | 1,160           | 808                                | --             |
| 362                | Electrical industrial apparatus.....   | *46,575           | 28,694          | 11,938          | 5,906                              | 3/             |
| 366                | Communication equipment.....   | *34,292           | 30,418          | 3,169           | 623                                | 82             |
| 36--               | Includes SIC's 3633-Household laundry equipment; 3636-Sewing machines; and 3651-Radio and television receiving sets, except communication types..... | **37,551          | 5,981           | 30,737          | 823                                | 3/             |
| 37                 | TRANSPORTATION EQUIPMENT   |                   |                 |                 |                                    |                |
| 3713               | Truck, bus, and other vehicle (except passenger car) bodies.....   | **59,616          | 18,541          | 7,779           | 33,032                             | 264            |
| 3715               | Truck trailers.....  | 23,572            | 10,540          | 12,672          | 3/                                 | 330            |
| 3717               | Motor vehicles and parts.....  | 81,215            | 50,138          | 18,516          | 12,386                             | 175            |
| 372                | Aircraft and parts.....  | 28,575            | 23,943          | 920             | 1,718                              | 1,994          |
| 3731               | Ship building and repairing.....   | *35,159           | 24,332          | 9,982           | 519                                | 326            |
| 3732               | Boat building and repairing.....   | 32,233            | 11,593          | 4,169           | 129                                | 16,342         |
| 3742               | Railroad and street cars.....  | *30,845           | 21,250          | 9,307           | 283                                | 3/             |
| 3791               | Trailer coaches, housing type.....   | 317,275           | 305,425         | 7,827           | 1,706                              | 2,317          |
| 39                 | MISCELLANEOUS MANUFACTURING INDUSTRIES   |                   |                 |                 |                                    |                |
| 3931               | Musical instruments and parts.....   | *37,360           | 5,244           | 30,952          | 142                                | 1,022          |
| 3941               | Games and toys, except dolls and children's vehicles.....  | *37,142           | 26,392          | 9,546           | 90                                 | 1,114          |
| 3949               | Sporting and athletic goods, n.e.c.....  | 45,299            | 7,133           | 33,681          | 588                                | 3,897          |
| 3952               | Lead pencils, crayons, and artists' materials....  | **16,609          | 9,687           | 3/              | 6,899                              | --             |
| 3988               | Morticians' goods.....   | 106,402           | 71,071          | 32,706          | --                                 | 2,625          |
| 3993               | Signs and advertising displays.....  | 20,432            | 15,046          | 2,307           | 2,935                              | 144            |
| 39--               | Includes SIC's 3981-Brooms and brushes; and 3983-Matches.....  | **39,809          | 1,849           | 15,197          | 22,730                             | 3/             |

Standard Notes: n.e.c.-Not elsewhere classified.

1/ Detailed figures may not add to the totals because of omission of quantities less than 50,000 board feet.

2/ Two-digit numbers identify Major Groups of the Standard Industrial Classification (SIC); three-digit numbers are industry subgroups of the Major Groups; four-digit numbers identify individual SIC industries. Three-digit numbers followed by one dash (e.g., 331-) indicate that one or more four-digit industries in this subgroup are listed separately. Two-digit numbers followed by two dashes (e.g., 26--) indicate that a group of three-digit industry subgroups and/or a group of four-digit industries (not elsewhere listed) have been combined.

3/ Less than 50,000 board feet.

NOTE ON SAMPLING VARIATIONS: (a) Unstarred figures have a standard error of estimate of 15 percent or less; (b) one-starred figures have a standard error of estimate between 16 percent and 30 percent; (c) two-starred figures have a standard error of estimate of over 30 percent.

Table 8.—Native softwood lumber used in selected manufacturing industries by species, 1965<sup>1/</sup>  
(In thousand board feet)

| Industry number 2/ | Industry  | Total softwood | Cedar                   |          |             |               | Cypress | Douglas fir | Douglas fir and larch | Pine     |
|--------------------|---|----------------|-------------------------|----------|-------------|---------------|---------|-------------|-----------------------|----------|
|                    |   |                | Eastern, red, and white | Incense  | Western red | Other & mixed |         |             |                       |          |
|                    | TOTAL.....  | 6,623,638      | **55,441                | *79,935  | *122,304    | *26,691       | *36,764 | 994,785     | 37,503                | 380,294  |
| 2033               | Canned fruits & vegetables, preserves, jams, and jellies.....                           | 7,118          | --                      | --       | --          | --            | --      | *3,381      | --                    | --       |
| 2085               | Distilled, rectified, & blended liquors.....  | 67             | --                      | --       | --          | --            | --      | 3/          | --                    | --       |
| 2141               | Tobacco stemming & redrying.....  | 7,803          | --                      | --       | --          | --            | --      | --          | --                    | --       |
| 2284               | Thread mills.....   | 3/             | --                      | --       | --          | --            | --      | --          | --                    | --       |
| 24                 | LUMBER & WOOD PRODUCTS, EXCEPT FURNITURE  |                |                         |          |             |               |         |             |                       |          |
| 2421               | Sawmills & planing mills, general.....  | 385,290        | **10,576                | 3/       | **22,883    | **10,952      | **5,267 | 22,846      | *15,115               | *3,557   |
| 2426               | Hardwood dimension and flooring.....  | 28,024         | --                      | --       | --          | --            | **1,708 | 3/          | --                    | **51     |
| 2429               | Special product sawmills.....   | 70,165         | --                      | --       | **54,766    | --            | --      | **2,931     | 3/                    | --       |
| 2431               | Millwork plants.....  | 1,820,311      | **4,017                 | **2,151  | *21,885     | **7,551       | **3,004 | **29,696    | **1,095               | *143,327 |
| 2432               | Veneer & plywood plants.....  | 51,038         | --                      | --       | *5,146      | **926         | 3/      | 27,653      | **158                 | *2,403   |
| 2433               | Prefabricated wooden buildings & structural members.....                                | 702,008        | **408                   | --       | **1,884     | **312         | **181   | 211,302     | *9,079                | *29,581  |
| 2441               | Nailed & lock corner wooden boxes & skook.....  | 504,507        | --                      | --       | **300       | **87          | *18,231 | *8,716      | --                    | *25,902  |
| 2442               | Wirebound boxes & crates.....   | 19,221         | --                      | --       | --          | --            | 83      | *4,704      | 150                   | **1,349  |
| 2443               | Veneer & plywood containers, except boxes & crates.....                                 | 12,643         | --                      | --       | --          | --            | --      | --          | --                    | 3/       |
| 2445               | Cooperage.....  | 1,253          | --                      | --       | --          | --            | --      | **1,250     | --                    | --       |
| 2499               | Wood products, n.e.c.....   | 786,487        | **9,345                 | **66,163 | **1,585     | **1,544       | **890   | *207,804    | --                    | **69,486 |
| 25                 | FURNITURE AND FIXTURES  |                |                         |          |             |               |         |             |                       |          |
| 2511               | Wood household furniture, except upholstered.....                                       | 273,435        | **26,001                | --       | **592       | **460         | 3/      | **16,630    | 3/                    | **2,550  |
| 2512               | Wood household furniture, upholstered.....  | 157,466        | --                      | --       | --          | --            | --      | **19,848    | 3/                    | **7,644  |
| 2514               | Metal household furniture.....  | 11,741         | --                      | --       | --          | --            | --      | **1,417     | --                    | **1,113  |
| 2515               | Mattresses and bedsprings.....  | 48,908         | --                      | --       | --          | --            | 3/      | *3,777      | **1,407               | **1,247  |
| 2519               | Household furniture, n.e.c.....   | 5,280          | --                      | --       | --          | --            | **839   | --          | --                    | **76     |
| 2521               | Wood office furniture.....  | 1,110          | --                      | --       | --          | --            | --      | --          | --                    | 3/       |
| 2522               | Metal office furniture.....   | 5,792          | *710                    | --       | *338        | --            | --      | *100        | --                    | 3/       |
| 2531               | Public building & related furniture.....  | 18,746         | 3/                      | 3/       | --          | --            | 3/      | *6,372      | 3/                    | *129     |
| 2541               | Wood partitions, shelving, lockers, & office & store fixtures.....                      | 46,728         | 3/                      | --       | 3/          | 3/            | 3/      | **11,446    | 3/                    | *745     |
| 2542               | Metal partitions, shelving, lockers, & office & store fixtures.....                     | 14,362         | --                      | --       | --          | --            | 3/      | *2,127      | --                    | **596    |
| 25--               | Includes SIC's 2591-Venetian blinds & shades; and 2599-Furniture & fixtures, n.e.c..... | 11,225         | --                      | --       | --          | 392           | 3/      | *250        | --                    | **677    |
| 26                 | PAPER AND ALLIED PRODUCTS   |                |                         |          |             |               |         |             |                       |          |
| 2621               | Paper mills, except building paper mills.....   | 101,534        | --                      | --       | --          | --            | --      | *3,172      | --                    | *2,819   |
| 2631               | Paperboard mills.....   | 31,228         | --                      | --       | --          | --            | --      | *2,863      | *949                  | **1,328  |
| 2641               | Paper coating & glazing.....  | 17,909         | --                      | --       | --          | --            | --      | **246       | --                    | 318      |
| 2661               | Building paper & building board mills.....  | 1,153          | --                      | --       | --          | --            | --      | **633       | --                    | --       |
| 31                 | LEATHER AND LEATHER PRODUCTS  |                |                         |          |             |               |         |             |                       |          |
| 3131               | Boot & shoe cut stock & findings.....   | 3,231          | --                      | --       | --          | --            | --      | --          | --                    | --       |
| 3161               | Luggage.....  | 3,304          | --                      | --       | --          | --            | --      | --          | --                    | 3/       |
| 32                 | STONE, CLAY, AND GLASS PRODUCTS   |                |                         |          |             |               |         |             |                       |          |
| 3211               | Flat glass.....   | 51,884         | --                      | --       | --          | --            | --      | 469         | --                    | 61       |
| 3221               | Glass containers.....   | 81             | --                      | --       | --          | --            | --      | 3/          | --                    | --       |
| 322                | Structural clay products.....   | 3,110          | --                      | --       | --          | --            | 3/      | *1,162      | --                    | **133    |
| 3281               | Cut stone & stone products.....   | 7,144          | --                      | --       | --          | --            | --      | --          | --                    | --       |
| 33                 | PRIMARY METAL INDUSTRIES  |                |                         |          |             |               |         |             |                       |          |
| 3312               | Blast furnaces (including coke ovens), steel works & rolling mills.....                 | 57,635         | --                      | --       | --          | --            | --      | *15,130     | --                    | *2,942   |
| 3313               | Electrometallurgical products (not made in blast furnaces).....                         | 112            | --                      | --       | --          | --            | --      | 100         | --                    | --       |
| 3315               | Steel wire drawing & steel mills & spikes.....  | 3,196          | --                      | --       | --          | --            | --      | **187       | --                    | **489    |
| 3316               | Cold rolled sheet, strip, & bars.....   | 6,147          | --                      | --       | --          | --            | --      | --          | --                    | **102    |
| 3317               | Steel pipe and tubes.....   | 14,389         | **2,658                 | --       | --          | --            | 3/      | *3,063      | --                    | **338    |
| 332                | Iron and steel foundries.....   | 36,843         | 3/                      | --       | --          | --            | **97    | *1,221      | --                    | *1,143   |
| 335                | Rolling, drawing, & extruding of nonferrous metals.....                                 | 114,457        | --                      | --       | --          | *141          | --      | 6,645       | *1,168                | 256      |
| 34                 | FABRICATED METAL PRODUCTS, EXCEPT ORDNANCE, MACHINERY AND TRANSPORTATION EQUIPMENT      |                |                         |          |             |               |         |             |                       |          |
| 3411               | Metal cans.....   | 1,474          | --                      | --       | --          | --            | --      | *784        | --                    | 3/       |
| 342                | Cutlery, hand tools, & general hardware.....  | 5,576          | --                      | --       | 3/          | --            | --      | *90         | --                    | *65      |

See footnotes at end of table

Table 8.--Native softwood lumber used in selected manufacturing industries by species, 1965/1--Continued  
(In thousand board feet)

| Hemlock  |          |         | Larch    | Pine          |            |           |                 |          |               |               | Redwood  | Spruce    |          |               | Other and mixed |
|----------|----------|---------|----------|---------------|------------|-----------|-----------------|----------|---------------|---------------|----------|-----------|----------|---------------|-----------------|
| Eastern  | Western  | Mixed   |          | Eastern white | Lodge-pole | Ponderosa | Southern yellow | Sugar    | Western white | Other & mixed |          | Englemann | Eastern  | Other & mixed |                 |
| 83,926   | 235,265  | *73,099 | **15,026 | 434,911       | **47,257   | 1,409,435 | 883,733         | *159,293 | 112,252       | 510,742       | *148,662 | 58,416    | *324,632 | 176,971       | *166,298        |
| --       | --       | --      | --       | 3/            | --         | --        | 3/              | --       | --            | 3,734         | --       | --        | --       | --            | --              |
| 3/       | --       | --      | --       | --            | --         | --        | 3/              | --       | --            | --            | --       | --        | --       | --            | --              |
| --       | --       | --      | --       | --            | --         | --        | *7,803          | --       | --            | --            | --       | --        | --       | --            | --              |
| --       | --       | --      | --       | --            | --         | --        | 3/              | --       | --            | --            | --       | --        | --       | --            | --              |
| --       | *3,274   | --      | 2,988    | **780         | --         | *141,109  | *25,286         | 3/       | 19,821        | **86,610      | *6,735   | **60      | --       | **1,662       | *46,459         |
| 3/       | --       | --      | --       | 2,989         | --         | --        | 11,479          | --       | **4,569       | **1,845       | 3/       | --        | --       | 1,000         | **1,328         |
| --       | **1,234  | --      | --       | 3/            | --         | --        | **7,032         | --       | --            | **4,037       | --       | --        | --       | 3/            | --              |
| **11,878 | *97,331  | *6,945  | **546    | 33,999        | --         | 858,568   | 27,789          | *100,102 | *59,140       | *106,005      | **20,099 | **78      | *3,526   | *7,463        | **14,116        |
| **196    | *5,091   | --      | **749    | *374          | --         | --        | *1,200          | --       | --            | **3,792       | --       | --        | *173     | *1,255        | *1,911          |
| *31,497  | **57,241 | *54,386 | **3,487  | **24,196      | **3,141    | *2,332    | 210,464         | **3,385  | **622         | *7,745        | **8,718  | **1,092   | **6,544  | *46,929       | **27,482        |
| *3,540   | **1,571  | 3/      | --       | 60,056        | --         | 148,154   | 49,893          | *22,354  | **10,654      | 135,217       | **2,666  | **3,700   | *6,819   | *4,616        | *7,014          |
| 3/       | **3,279  | --      | --       | 3,566         | --         | **723     | 1,675           | --       | *265          | *2,034        | --       | **62      | 153      | **782         | **374           |
| --       | --       | --      | --       | **563         | --         | --        | *839            | --       | 3/            | **5,442       | **2,142  | --        | --       | *44,377       | --              |
| --       | --       | --      | --       | --            | --         | --        | 3/              | --       | --            | --            | --       | --        | --       | --            | --              |
| **1,411  | *2,267   | **3,767 | --       | *38,508       | --         | *22,244   | *120,815        | **2,202  | **799         | *14,014       | **16,655 | **917     | *7,350   | *4,774        | **43,987        |
| 3/       | *19,778  | --      | --       | *43,943       | **23,147   | *60,000   | 44,087          | **2,355  | **3,227       | *15,023       | **7,051  | **3,938   | *843     | *3,700        | 3/              |
| **561    | *1,824   | --      | **6,304  | **1,671       | **13,232   | **7,937   | **10,912        | **667    | 3/            | **2,813       | **7,800  | **7,800   | **75,969 | --            | 3/              |
| --       | **107    | **267   | --       | *455          | **188      | *904      | *2,992          | --       | **871         | *460          | *3,755   | 3/        | 3/       | 3/            | --              |
| 3/       | **850    | --      | --       | **89          | 2,398      | *3,080    | *11,150         | --       | **707         | *1,127        | *2,756   | 17,525    | *1,648   | **1,137       | --              |
| --       | --       | --      | --       | 3/            | --         | **3,312   | 3/              | --       | --            | **998         | --       | --        | 3/       | --            | --              |
| 3/       | --       | --      | --       | *94           | --         | *792      | 3/              | --       | --            | 3/            | --       | --        | *148     | --            | --              |
| --       | **180    | --      | --       | *124          | --         | *292      | 1,559           | --       | --            | 3/            | --       | --        | *1,803   | 3/            | *476            |
| --       | --       | --      | --       | **482         | --         | *426      | *10,860         | 3/       | --            | *57           | **58     | --        | *116     | --            | --              |
| **154    | *266     | **1,065 | *03      | **2,639       | **91       | *1,536    | *1,549          | **294    | **338         | *19,822       | *3,645   | **92      | *1146    | *1,688        | **139           |
| --       | --       | --      | --       | **072         | --         | *1,265    | *5,619          | --       | **575         | **514         | *149     | 81        | 673      | 124           | 1,643           |
| 3/       | **103    | 89      | --       | **3,814       | --         | **2,617   | **274           | **400    | **125         | **208         | 3/       | --        | **2,023  | **208         | 3/              |
| **3,269  | **2,307  | **173   | --       | *28,893       | --         | **16,462  | *17,760         | 3/       | **374         | *8,145        | --       | --        | *1,939   | **299         | *15,221         |
| 707      | **240    | 3/      | --       | *2,251        | --         | *4,197    | *10,818         | 3/       | 3/            | 5,021         | --       | --        | **841    | 3/            | *1,961          |
| **104    | --       | --      | --       | 7,823         | --         | 5,554     | *4,293          | 3/       | --            | *437          | --       | --        | 3/       | --            | *468            |
| --       | --       | --      | --       | --            | --         | --        | --              | --       | --            | 3/            | --       | --        | --       | --            | --              |
| --       | 3/       | --      | --       | *3,117        | --         | 3/        | --              | 3/       | --            | 3/            | --       | --        | 3/       | --            | --              |
| --       | --       | --      | --       | **1,128       | --         | 935       | 1,124           | 3/       | 3/            | **149         | --       | --        | 3/       | --            | 3/              |
| --       | --       | --      | --       | **3,608       | --         | 196       | 34,267          | 3/       | --            | *687          | --       | --        | *5,821   | *6,762        | --              |
| 3/       | --       | --      | --       | 3/            | --         | --        | 3/              | --       | --            | 3/            | --       | --        | 3/       | --            | --              |
| 128      | **703    | --      | --       | **159         | --         | 3/        | **585           | 3/       | --            | 294           | **130    | **205     | --       | --            | --              |
| **212    | --       | --      | --       | **453         | --         | --        | **2,880         | --       | --            | **387         | --       | --        | **2,894  | --            | **218           |
| --       | --       | --      | --       | --            | --         | --        | --              | --       | --            | --            | --       | --        | --       | --            | --              |
| **156    | **310    | **541   | --       | *12,339       | --         | *2,134    | *5,756          | *278     | *92           | *9,733        | --       | --        | *1,598   | *6,008        | **416           |
| --       | --       | --      | --       | --            | --         | --        | 3/              | --       | --            | --            | --       | --        | --       | --            | --              |
| 242      | 3/       | --      | --       | *138          | --         | **35      | **768           | **234    | **97          | **83          | --       | --        | *109     | **116         | --              |
| 3/       | --       | --      | --       | **469         | --         | 928       | **504           | --       | --            | **2,003       | 3/       | --        | *2,042   | **66          | 120             |
| **160    | --       | *432    | --       | **450         | --         | *2,409    | *1,191          | 3/       | *1,133        | *751          | --       | 85        | *1,196   | --            | --              |
| 116      | --       | --      | --       | *8,828        | --         | **1,534   | *4,149          | **4,515  | 3/            | **13,760      | **726    | --        | *621     | *52           | *68             |
| *1,415   | **324    | *60     | --       | 14,572        | 676        | 4,389     | *1,035          | **56     | **231         | 9,129         | --       | 3,253     | 32,048   | *13,660       | 399             |
| 3/       | 3/       | --      | --       | 341           | --         | --        | 217             | --       | --            | **198         | --       | --        | --       | --            | 311             |
| --       | *50      | **92    | --       | **148         | 3/         | **1,550   | **1,265         | **283    | 3/            | **232         | **224    | --        | *115     | **207         | --              |

See footnotes at end of table

Table B.--Native softwood lumber used in selected manufacturing industries by species, 1965<sup>1/2</sup>--Continued  
(In thousand board feet)

| Industry number 2/ | Industry   | Total softwood | Cedar                   |         |             |               | Cypress | Douglas-fir | Douglas-fir and larch | Firs    |
|--------------------|--|----------------|-------------------------|---------|-------------|---------------|---------|-------------|-----------------------|---------|
|                    |  |                | Eastern, red, and white | Incense | Western red | Other & mixed |         |             |                       |         |
| 343                | Heating apparatus (except electric) & plumbing fixtures.....   | 13,275         | **58                    | --      | --          | --            | 3/      | 1,263       | --                    | **665   |
| 344                | Fabricated structural iron & steel.....  | 15,144         | --                      | --      | --          | --            | 3/      | *2,787      | --                    | **3,073 |
| 3443               | Fabricated plate work (boiler shops).....  | 14,612         | --                      | --      | --          | --            | 3/      | *1,747      | --                    | **246   |
| 3444               | Sheet-metal work.....  | 12,911         | --                      | --      | **1,441     | **120         | --      | 3/          | --                    | **326   |
| 3445               | Architectural & metal work.....  | 1,956          | --                      | --      | --          | --            | 3/      | --          | --                    | **136   |
| 3449               | Miscellaneous metal work.....  | 17,444         | 2/                      | --      | --          | 3/            | --      | **3,926     | --                    | **137   |
| 345                | Metal stampings.....   | 11,316         | --                      | --      | --          | --            | --      | **676       | --                    | *171    |
| 34--               | Includes SIC's 3442-Metal doors, sash, frames, & molding & trim; and 3451-Miscellaneous fabricated wire products.....                                | 77,173         | **37                    | --      | **3,496     | *567          | --      | *1,777      | --                    | *862    |
| 35                 | MACHINERY, EXCEPT ELECTRICAL   |                |                         |         |             |               |         |             |                       |         |
| 3522               | Farm machinery & equipment.....  | 18,347         | 3/                      | --      | --          | --            | --      | *2,431      | 3/                    | **127   |
| 352                | Construction, mining, & materials handling machinery and equipment.....  | 45,336         | --                      | --      | **696       | 3/            | 3/      | *6,477      | --                    | **1,612 |
| 354                | Metalworking machinery & equipment.....  | 40,347         | --                      | --      | --          | **236         | --      | 1,792       | --                    | **371   |
| 355                | Special industry machinery, except metal-working machinery.....  | 19,539         | **256                   | --      | --          | 3/            | **177   | *7,385      | --                    | *2,799  |
| 356                | General industrial machinery and equipment.....  | 62,769         | **81                    | --      | **105       | 3/            | --      | *6,042      | 3/                    | *2,182  |
| 3585               | Refrigerators and refrigeration machinery, except household and complete air-conditioning units.....   | 123,443        | --                      | --      | --          | --            | --      | **21,160    | --                    | *8,359  |
| 359                | Miscellaneous machinery, except electrical.....  | 7,210          | --                      | --      | --          | --            | --      | *184        | --                    | **337   |
| 36                 | ELECTRICAL MACHINERY, EQUIPMENT, AND SUPPLIES  |                |                         |         |             |               |         |             |                       |         |
| 3612               | Power distribution, and specialty transformers.....  | 9,905          | --                      | --      | --          | --            | --      | **116       | --                    | **86    |
| 3613               | Switchgear and switchboard apparatus.....  | 13,554         | --                      | --      | --          | 2/            | --      | **1,080     | --                    | **91    |
| 362                | Electrical industrial apparatus.....   | 24,694         | 3/                      | --      | --          | --            | --      | **1,042     | --                    | **812   |
| 364                | Communication equipment.....   | 20,419         | 3/                      | --      | --          | --            | 3/      | **512       | --                    | 1,047   |
| 36--               | Includes SIC's 3612-Household laundry equipment; 3626-Dewing machines; and 3651-Audio and television receiving sets, except communication types..... | 5,931          | --                      | --      | --          | --            | --      | *270        | --                    | 3/      |
| 37                 | TRANSPORTATION EQUIPMENT   |                |                         |         |             |               |         |             |                       |         |
| 3712               | Truck, bus, and other vehicle (except passenger car) bodies.....   | 18,541         | --                      | --      | --          | --            | *156    | **659       | **960                 | **346   |
| 3715               | Truck trailers.....  | 10,540         | --                      | --      | --          | --            | 3/      | *2,288      | **67                  | *463    |
| 3717               | Motor vehicles and parts.....  | 50,118         | --                      | --      | 3/          | --            | --      | *2,278      | --                    | *2,848  |
| 372                | Aircraft and parts.....  | 23,947         | 3/                      | --      | 3/          | --            | --      | *7,052      | --                    | *1,510  |
| 3731               | Ship building and repairing.....   | 24,332         | 3/                      | --      | 3/          | *54           | 3/      | **13,150    | --                    | *4,707  |
| 3732               | Boat building and repairing.....   | 11,593         | **136                   | --      | **55        | **745         | **604   | *2,992      | --                    | *1,997  |
| 3747               | Railroad and street cars.....  | 21,250         | --                      | --      | --          | --            | --      | *227        | --                    | **3,638 |
| 3791               | Trailer coaches, housing type.....   | 305,425        | --                      | --      | *333        | --            | --      | 25,899      | *2,218                | 34,379  |
| 38                 | MISCELLANEOUS MANUFACTURING INDUSTRIES   |                |                         |         |             |               |         |             |                       |         |
| 3821               | Musical instruments and parts.....   | 5,244          | --                      | --      | --          | --            | --      | 3/          | --                    | **53    |
| 3841               | Games and toys, except dolls and children's vehicles.....  | 26,322         | --                      | **1,014 | --          | --            | --      | 3/          | --                    | 3/      |
| 3849               | Sporting and athletic goods, n.e.c.....  | 7,133          | 599                     | --      | **62        | **116         | --      | *262        | --                    | **577   |
| 3857               | Lead pencils, crayons, and artists' materials.....   | 9,687          | --                      | *7,590  | 1,471       | --            | --      | 3/          | --                    | --      |
| 3886               | Articulate goods.....  | 71,071         | **286                   | --      | **5,187     | **2,734       | **2,275 | *135        | --                    | **115   |
| 3891               | Signs and advertising displays.....  | 15,946         | --                      | --      | --          | --            | 3/      | **974       | --                    | **1,011 |
| 38--               | Includes SIC's 3891-Brooms and brushes; and 3897-Matches.....  | 1,849          | --                      | --      | --          | --            | --      | **51        | --                    | --      |

See footnotes at end of table.

Table 8.--Native softwood lumber used in selected manufacturing industries by species, 1965<sup>1/2</sup>--Continued  
(In thousand board feet)

| Redlock |         |         | Larch | Pine          |            |           |                 |         |               |               | Redwood  | Spruce     |          |               | Other and mixed |
|---------|---------|---------|-------|---------------|------------|-----------|-----------------|---------|---------------|---------------|----------|------------|----------|---------------|-----------------|
| Eastern | Western | Mixed   |       | Eastern white | Lodge-pole | Ponderosa | Southern yellow | Sugar   | Western white | Other & mixed |          | Engle-mann | Eastern  | Other & mixed |                 |
| 3/      | --      | --      | **72  | *721          | 3/         | **3,226   | *5,262          | 3/      | **52          | *628          | 3/       | --         | **1,054  | **132         | **86            |
| 3/      | **50    | --      | --    | **2,694       | --         | --        | **4,621         | --      | 3/            | **1,895       | 3/       | --         | 3/       | --            | --              |
| --      | **1,568 | **2,599 | --    | **328         | --         | **1,813   | *3,953          | *265    | --            | --            | **734    | --         | *1,624   | *355          | **3,417         |
| --      | --      | --      | --    | --            | --         | **1,666   | *1,098          | --      | **295         | **894         | 3/       | 3/         | **146    | **3,212       | --              |
| 3/      | **5,734 | --      | --    | **58          | --         | **500     | *4,229          | --      | **210         | **107         | --       | --         | --       | **401         | **315           |
| --      | --      | --      | --    | --            | --         | **162     | *6,837          | --      | --            | --            | **51     | --         | --       | **493         | --              |
| --      | --      | --      | --    | *578          | --         | *1,700    | *3,133          | --      | *181          | **3,337       | --       | --         | *1,281   | *155          | **77            |
| **835   | *168    | 3/      | --    | **1,268       | --         | **10,329  | *875            | --      | **666         | **3,469       | **120    | --         | **29,698 | **1,448       | **16,436        |
| *568    | **223   | --      | 3/    | *332          | --         | **701     | *8,895          | 3/      | **347         | *2,053        | **1,507  | --         | **186    | *670          | *241            |
| **697   | **101   | **162   | 3/    | *3,645        | 3/         | *3,275    | *14,748         | *105    | **1,208       | 4,949         | **404    | **143      | **1,653  | *3,753        | *1,668          |
| *299    | 3/      | *143    | --    | *7,555        | **219      | *3,390    | *7,677          | **2,325 | **235         | *3,443        | --       | 3/         | *3,870   | *2,479        | *305            |
| *3,166  | 3/      | **88    | --    | 8,385         | 3/         | *3,559    | 15,635          | *1,017  | *1,007        | **10,757      | **111    | **548      | 11,288   | *3,083        | *186            |
| **3,540 | *564    | **169   | --    | *13,864       | --         | *1,338    | *8,041          | *9,238  | *271          | 4,385         | **1,008  | *52        | 6,125    | *2,704        | *77             |
| **3,211 | **6,562 | **100   | --    | *5,434        | --         | *2,704    | *12,405         | **451   | **205         | *2,039        | **52,378 | **2,442    | *2,790   | *3,182        | --              |
| *2,602  | 3/      | --      | --    | **664         | --         | **1,122   | *987            | 3/      | **269         | **264         | 3/       | 3/         | **1,000  | **93          | --              |
| --      | --      | --      | --    | **2,572       | --         | --        | **2,253         | **229   | --            | **1,929       | 3/       | **138      | --       | **230         | **2,351         |
| **389   | **325   | --      | --    | **597         | --         | *2,326    | *3,848          | **974   | **244         | *1,007        | --       | **556      | **1,164  | **974         | **446           |
| **1,433 | 3/      | --      | --    | *3,223        | --         | **2,132   | *6,540          | **440   | **186         | 1,918         | --       | 3/         | *3,223   | **1,110       | *1,564          |
| 3/      | 3/      | --      | --    | *851          | 3/         | **7,029   | **4,856         | --      | 3/            | **391         | 3/       | **207      | *14,632  | *651          | **132           |
| --      | --      | --      | --    | **260         | --         | --        | **5,295         | --      | --            | --            | --       | --         | **138    | --            | --              |
| **69    | --      | --      | --    | **602         | --         | **207     | **14,863        | --      | --            | **433         | 3/       | 3/         | 3/       | 3/            | **183           |
| --      | **148   | --      | **70  | **731         | --         | --        | **6,245         | --      | --            | **799         | 3/       | --         | 3/       | **202         | --              |
| **106   | --      | **92    | --    | 1,207         | **103      | 3,999     | 29,457          | *197    | 3/            | *2,187        | 3/       | **492      | *5,093   | **707         | *1,417          |
| **381   | **291   | 3/      | --    | *1,729        | **290      | *1,403    | *2,446          | *103    | **104         | *2,306        | **56     | **875      | **2,001  | *2,530        | **697           |
| --      | 3/      | --      | --    | *1,566        | --         | *157      | *1,967          | **874   | --            | *495          | 3/       | 3/         | *1,319   | *476          | --              |
| 3/      | 3/      | 3/      | --    | *389          | --         | 3/        | *3,201          | 3/      | 3/            | *497          | 3/       | 3/         | *209     | *503          | --              |
| 3/      | 3/      | --      | --    | *223          | --         | *25       | *16,203         | *93     | 3/            | 437           | --       | --         | **138    | *441          | --              |
| *8,867  | 10,300  | *1,851  | **12  | 6,722         | *2,427     | 13,874    | 10,624          | *5,071  | *2,333        | 2,734         | *4,121   | 28,726     | 55,377   | *8,668        | **11,209        |
| 3/      | --      | --      | --    | **128         | --         | **298     | **401           | **1,729 | **62          | 3/            | **671    | --         | *868     | **971         | --              |
| --      | **753   | --      | --    | **4,127       | --         | *13,911   | **2,882         | 3/      | --            | 3/            | **652    | --         | 3/       | --            | --              |
| 213     | **123   | --      | --    | **3,694       | 3/         | *77       | *923            | 3/      | 3/            | **185         | **02     | --         | 3/       | **131         | --              |
| --      | --      | --      | --    | **100         | --         | --        | --              | --      | --            | --            | --       | --         | --       | --            | --              |
| *187    | --      | --      | --    | *4,246        | --         | *27,096   | *12,791         | --      | **489         | *4789         | *14,201  | --         | *300     | *295          | --              |
| **75    | **50    | 3/      | --    | *5,251        | **300      | *2,654    | *3,011          | 3/      | 3/            | *557          | 3/       | 3/         | *718     | **190         | **185           |
| 3/      | --      | --      | --    | **22          | --         | *309      | *833            | --      | --            | --            | **253    | --         | 3/       | **177         | --              |

Standard Notes: n.e.c. - Not elsewhere classified.

3/ Detailed figures may not add to the totals because of omission of quantities less than 50,000 board feet.

2/ Two-digit numbers identify Major Groups of the Standard Industrial Classification (SIC); three-digit numbers are industry subgroups of the Major Groups; four-digit numbers identify individual SIC industries. Three-digit numbers followed by one dash (e.g., 331-) indicate that one or more four-digit industries in this subgroup are listed separately. Two-digit numbers followed by two dashes (e.g., 26--) indicate that a group of three-digit industry subgroups and/or a group of four-digit industries (not elsewhere listed) have been combined.

1/ Less than 50,000 board feet.

NOTE ON SAMPLING VARIATIONS: (a) Unstarred figures have a standard error of estimate of 15 percent or less; (b) one-starred figures have a standard error of estimate between 16 percent and 30 percent; (c) two-starred figures have a standard error of estimate of over 30 percent.

Table 9.--Native hardwood lumber used in selected manufacturing industries by species, 1965<sup>1/</sup>  
(In thousand board feet)

| Industry number 2/ | Industry  | Total hardwood | Alder   | Ash     | Aspen    | Basswood | Beech   | Buckeye | Birch     | Cherry  |
|--------------------|---|----------------|---------|---------|----------|----------|---------|---------|-----------|---------|
|                    | TOTAL.....  | 6,267,223      | *63,794 | 132,566 | *59,165  | 62,180   | 165,409 | **3,326 | 225,805   | 49,884  |
| 2033               | Canned fruits & vegetables, preserves, jams, and jellies.....                           | 2,817          | --      | --      | --       | --       | --      | --      | --        | --      |
| 2085               | Distilled, rectified, & blended liquors.....  | 93             | --      | --      | --       | --       | --      | --      | --        | --      |
| 2141               | Tobacco stemming & redrying.....  | 1,287          | --      | --      | --       | --       | --      | --      | --        | --      |
| 2284               | Thread mills.....   | 3/             | --      | --      | --       | --       | --      | --      | --        | --      |
| 24                 | LUMBER & WOOD PRODUCTS, EXCEPT FURNITURE  |                |         |         |          |          |         |         |           |         |
| 2421               | Sawmills & planing mills, general.....  | 231,272        | --      | **878   | --       | --       | **2,833 | --      | **5,030   | --      |
| 2426               | Hardwood dimension and flooring.....  | 1,579,893      | --      | *8,708  | 3/       | **3,284  | *67,731 | 3/      | *33,557   | *5,681  |
| 2429               | Special product sawmills.....   | 20,571         | --      | **56    | --       | --       | *1,467  | --      | --        | --      |
| 2431               | Millwork plants.....  | 153,181        | *2,367  | *8,093  | **2,140  | **1,858  | *6,221  | 3/      | *26,958   | **756   |
| 2432               | Veneer & plywood plants.....  | 36,096         | 3/      | *190    | **385    | *1,164   | --      | --      | *1,029    | *82     |
| 2433               | Prefabricated wooden buildings & structural members.....                                | 4,041          | --      | --      | --       | 1/       | 3/      | --      | 3/        | 3/      |
| 2441               | Nailed & lock corner wooden boxes & shooks.....   | 280,755        | **367   | 3,274   | *13,394  | 894      | *1,144  | **124   | **382     | --      |
| 2442               | Wirebound boxes & crates.....   | 233,980        | --      | *1,933  | *4,286   | *485     | --      | --      | *462      | --      |
| 2443               | Veneer & plywood containers, except boxes and crates.....                               | 2,414          | --      | **346   | --       | 3/       | **433   | --      | --        | --      |
| 2445               | Cooperage.....  | 7,265          | --      | --      | --       | --       | --      | --      | --        | --      |
| 2499               | Wood products, n.e.c.....   | 931,290        | *9,202  | *14,311 | **13,767 | 12,710   | 25,993  | --      | 33,060    | **2,370 |
| 25                 | FURNITURE AND FIXTURES  |                |         |         |          |          |         |         |           |         |
| 2511               | Wood household furniture, except upholstered.....                                       | 1,352,361      | *29,399 | *44,488 | **10,834 | *13,242  | *27,719 | 3,022   | **100,183 | 30,719  |
| 2512               | Wood household furniture, upholstered.....  | 384,948        | *15,306 | *34,816 | **561    | *74      | *7,695  | --      | *9,658    | *3,749  |
| 2514               | Metal household furniture.....  | 8,051          | --      | *172    | --       | --       | *2,955  | --      | *690      | --      |
| 2515               | Mattresses and bedspreads.....  | 38,145         | **6,236 | *2,169  | --       | **139    | --      | --      | **121     | --      |
| 2519               | Household furniture, n.e.c.....   | 697            | 3/      | **51    | --       | 3/       | 3/      | --      | *53       | **71    |
| 2521               | Wood office furniture.....  | 47,543         | 238     | *581    | --       | **1,761  | *2,272  | --      | *1,207    | 3/      |
| 2522               | Metal office furniture.....   | 2,182          | 3/      | *90     | --       | *90      | --      | --      | 3/        | 3/      |
| 2531               | Public building & related furniture.....  | 45,277         | **175   | **92    | **142    | *957     | **869   | --      | *1,621    | *100    |
| 2541               | Wood partitions, shelving, lockers, & office & store fixtures.....                      | 20,103         | **51    | *333    | 3/       | *1,518   | **614   | --      | *2,030    | *189    |
| 2542               | Metal partitions, shelving, lockers, & office & store fixtures.....                     | 3,836          | --      | 3/      | 158      | 3/       | --      | --      | 3/        | 3/      |
| 25--               | Includes SIC's 2591-Veneticn blinds & shades; and 2599-Furniture & fixtures, n.e.c..... | 23,016         | --      | *298    | --       | **9,497  | 751     | --      | **971     | --      |
| 26                 | PAPER AND ALLIED PRODUCTS   |                |         |         |          |          |         |         |           |         |
| 2621               | Paper mills, except building paper mills.....   | 66,846         | --      | **81    | **8,388  | *69      | 3/      | --      | 3/        | --      |
| 2631               | Paperboard mills.....   | 18,460         | --      | *50     | 3/       | --       | *50     | --      | 3/        | --      |
| 2641               | Paper coating & glazing.....  | 2,790          | --      | --      | 170      | --       | --      | --      | --        | --      |
| 2661               | Building paper & building board mills.....  | 2,989          | --      | --      | *85      | --       | --      | --      | --        | --      |
| 31                 | LEATHER AND LEATHER PRODUCTS  |                |         |         |          |          |         |         |           |         |
| 3131               | Boot & shoe cut stock & findings.....   | 2,327          | --      | --      | --       | *55      | --      | --      | --        | --      |
| 3161               | Luggage.....  | 903            | --      | --      | --       | **257    | --      | --      | --        | --      |
| 32                 | STONE, CLAY, AND GLASS PRODUCTS   |                |         |         |          |          |         |         |           |         |
| 3211               | Flat glass.....   | 27,815         | --      | --      | --       | --       | --      | --      | --        | --      |
| 3221               | Glass containers.....   | 4,470          | 3/      | --      | --       | --       | --      | --      | --        | --      |
| 325                | Structural clay products.....   | 24,621         | --      | --      | --       | --       | --      | --      | --        | --      |
| 3281               | Cut stone & stone products.....   | 3,343          | --      | --      | --       | **98     | --      | --      | 3/        | --      |
| 33                 | PRIMARY METAL INDUSTRIES  |                |         |         |          |          |         |         |           |         |
| 3312               | Blast furnaces (including coke ovens), steel works & rolling mills.....                 | 172,189        | --      | **157   | 3/       | --       | 3/      | --      | **576     | **408   |
| 3313               | Electrometallurgical products (not made in blast furnaces).....                         | 2,655          | --      | --      | --       | --       | --      | --      | --        | --      |
| 3315               | Steel wire drawing & steel nails & spikes.....  | 1,027          | --      | --      | --       | --       | --      | --      | --        | --      |
| 3316               | Cold rolled sheet, strip, & bars.....   | 6,000          | --      | --      | --       | --       | --      | --      | --        | 353     |
| 3317               | Steel pipe and tubes.....   | 8,138          | --      | --      | --       | --       | --      | --      | --        | --      |
| 332                | Iron and steel foundries.....   | 42,509         | --      | *52     | **124    | 3/       | 3/      | --      | 3/        | 3/      |
| 335                | Rolling, drawing, & extruding of nonferrous metals.....                                 | 33,395         | --      | --      | 3/       | 3/       | 310     | --      | 250       | 203     |

See footnotes at end of table.

Table 9.--Native hardwood lumber used in selected manufacturing industries by species, 1965<sup>1/</sup>--Continued  
(In thousand board feet)

| Cotton-wood | Sia     | Gum      | Hack-berry | Hickory and pecan | Maple    |          |         | Oak      |         |           | Sycamore | Walnut (butter-nut & black) | Willow  | Yellow poplar | Other and mixed |
|-------------|---------|----------|------------|-------------------|----------|----------|---------|----------|---------|-----------|----------|-----------------------------|---------|---------------|-----------------|
|             |         |          |            |                   | Hard     | Soft     | Mixed   | Red      | White   | Mixed     |          |                             |         |               |                 |
| 154,723     | 127,132 | 490,564  | *50,096    | *145,829          | 293,248  | 249,371  | 156,890 | 165,247  | 83,622  | 1,637,383 | 45,133   | *51,310                     | *34,335 | 586,683       | 1,302,928       |
| --          | --      | --       | --         | --                | --       | --       | --      | --       | --      | **2,118   | --       | --                          | --      | --            | **699           |
| --          | --      | --       | --         | --                | --       | --       | --      | --       | --      | 3/        | --       | --                          | --      | --            | **54            |
| **65        | 3/      | 3/       | --         | --                | --       | --       | --      | 3/       | --      | **726     | --       | --                          | --      | --            | 428             |
| --          | --      | --       | --         | --                | --       | --       | --      | --       | 3/      | --        | --       | --                          | --      | --            | 3/              |
| 1,132       | **1,062 | **45,354 | --         | **1,369           | --       | **19,257 | **5,443 | **8,798  | **8,746 | **10,776  | **847    | **15,107                    | 150     | **247         | **104,241       |
| *4,514      | 7,181   | *38,383  | -821       | **33,931          | 79,464   | **28,813 | *26,009 | 6,426    | *1,765  | 1,092,013 | 9,971    | *15,145                     | 7,405   | *61,662       | *49,332         |
| --          | 3/      | **604    | --         | **53              | **90     | **67     | --      | --       | **127   | *16,340   | --       | 3/                          | --      | **395         | *56             |
| **1,396     | **716   | *2,641   | *73        | 3/                | **2,179  | **90     | *4,010  | **23,209 | *2,012  | *32,512   | **317    | *6,403                      | **9,472 | 10,419        | *8,141          |
| **1,059     | *701    | *588     | --         | 3/                | 3/       | *2,340   | **2,138 | **634    | 3/      | *1,730    | **97     | *243                        | **357   | *17,006       | **6,208         |
| 3/          | **206   | **317    | --         | **420             | 3/       | --       | 3/      | **712    | **952   | **766     | --       | 3/                          | 3/      | **119         | **889           |
| 61,236      | 5,766   | *25,231  | 7,033      | *6,654            | **773    | 172      | 1,384   | --       | *7,690  | *42,325   | *5,725   | **755                       | 2,836   | 15,730        | 81,866          |
| *1,005      | 3,119   | 90,799   | 1,037      | 2,924             | *7,959   | *1,552   | *1,281  | *6,111   | 3/      | 10,091    | 758      | --                          | **2,201 | *5,604        | 90,361          |
| --          | **140   | **1,249  | --         | --                | --       | --       | --      | **76     | --      | --        | --       | --                          | --      | --            | --              |
| --          | **180   | **1,800  | --         | --                | --       | --       | --      | --       | 3/      | **1,553   | **2,700  | --                          | --      | --            | **1,002         |
| **5,525     | *24,978 | *48,861  | **2,187    | *14,939           | *35,483  | **13,908 | *12,693 | **15,827 | **7,419 | **116,779 | **4,127  | *7,927                      | **994   | 25,803        | 462,427         |
| *19,406     | 45,145  | *125,695 | *37,146    | *76,949           | 87,456   | *19,981  | 56,670  | *24,685  | *9,762  | 89,915    | 18,306   | 11,427                      | *7,252  | 119,037       | **108,973       |
| **309       | 75,587  | 42,138   | *5,612     | **3,535           | *8,506   | *34,313  | 24,326  | **1,428  | **489   | 83,388    | *3,419   | *6,585                      | 3/      | *19,117       | *52,333         |
| --          | **57    | **353    | --         | --                | **1,909  | --       | --      | 3/       | 3/      | *247      | **88     | --                          | **753   | **161         | *274            |
| **2,442     | **1,441 | *4,248   | 3/         | **146             | 3/       | *593     | *957    | 3/       | **222   | **7,269   | --       | 3/                          | *405    | 9,939         | **2,736         |
| *410        | **822   | *1,699   | *16        | *1,253            | *973     | *1,393   | 4,256   | 7,580    | *646    | *987      | 3/       | 9,538                       | --      | *7,681        | *385            |
| **130       | *2,106  | *1,849   | --         | --                | **20,097 | *448     | *975    | *13,384  | *3,378  | *6,456    | **646    | *747                        | --      | *285          | *193            |
| **551       | 3/      | **668    | --         | 3/                | *647     | **997    | *769    | *505     | **294   | *1,370    | --       | 1,728                       | 3/      | *7,087        | **732           |
| **479       | --      | --       | --         | **43              | 3/       | **154    | *131    | **221    | --      | *715      | --       | **58                        | --      | **1,593       | **611           |
| **191       | **1,174 | **70     | 3/         | --                | **2,682  | **919    | 1/      | *3,036   | 3/      | 3/        | 3/       | **196                       | 750     | 1,952         | **454           |
| 3/          | **194   | **99     | --         | --                | --       | --       | **262   | **300    | --      | *6,160    | --       | --                          | --      | *11,297       | *39,920         |
| **130       | 3/      | **271    | --         | 768               | *898     | --       | *53     | *60      | --      | *1,828    | --       | --                          | --      | *144          | *14,070         |
| --          | --      | **368    | --         | --                | --       | --       | --      | --       | --      | **919     | --       | --                          | --      | **207         | *1,126          |
| --          | --      | **1,055  | --         | --                | --       | --       | --      | --       | --      | **726     | --       | --                          | --      | 3/            | 1,116           |
| --          | --      | --       | --         | --                | 1,767    | --       | 692     | --       | --      | --        | --       | --                          | --      | --            | 3/              |
| *226        | --      | --       | --         | --                | --       | 3/       | 3/      | 3/       | --      | 3/        | --       | 3/                          | --      | 333           | --              |
| *1,317      | --      | 16,057   | --         | --                | --       | --       | --      | --       | --      | 1,172     | --       | --                          | *1,187  | *4,365        | 3,717           |
| **3,319     | 3/      | --       | --         | 3/                | --       | --       | 3/      | --       | --      | *520      | --       | --                          | --      | --            | *609            |
| 280         | 300     | *95      | --         | --                | --       | --       | --      | *624     | 3/      | *4,170    | 280      | --                          | --      | *94           | *17,876         |
| --          | --      | 3/       | --         | --                | **70     | --       | --      | 3/       | 3/      | **100     | --       | 3/                          | --      | **131         | *2,868          |
| **7,874     | **247   | **177    | --         | **435             | **2,104  | 2/       | *1,248  | *9,095   | *84     | *34,030   | --       | **52                        | --      | *1,059        | 114,385         |
| 3/          | 3/      | 481      | --         | --                | --       | 85       | --      | --       | --      | 467       | --       | --                          | --      | --            | *1,591          |
| --          | --      | --       | --         | --                | --       | --       | **136   | 3/       | --      | **63      | --       | --                          | --      | **55          | *756            |
| --          | 3/      | --       | --         | --                | --       | --       | 3/      | 694      | --      | **384     | --       | --                          | --      | --            | *4,761          |
| --          | --      | --       | --         | --                | --       | --       | **150   | **740    | --      | *3,508    | --       | --                          | --      | --            | *3,740          |
| **15,278    | *70     | **594    | --         | 3/                | *88      | --       | *1,950  | *1,950   | *1,253  | 3,727     | 3/       | 1/                          | --      | **1,033       | 18,114          |
| *87         | 3/      | 150      | --         | 1,194             | 100      | 2/       | 301     | *3,628   | 3,131   | 13,207    | --       | 925                         | *70     | 1,107         | 8,537           |

See footnotes at end of table

Table 9.--Native hardwood lumber used in selected manufacturing industries by species, 1962<sup>1/</sup>--Continued  
(In thousand board feet)

| Industry number 2/ | Industry  | Total hardwood | Alder | Ash     | Aspen   | Basswood | Beech    | Buckeye | Birch  | Cherry  |
|--------------------|---|----------------|-------|---------|---------|----------|----------|---------|--------|---------|
| 34                 | FABRICATED METAL PRODUCTS, EXCEPT ORDNANCE, MACHINERY AND TRANSPORTATION EQUIPMENT  |                |       |         |         |          |          |         |        |         |
| 3411               | Metal cans.....   | 1,278          | --    | --      | 66      | 3/       | --       | --      | --     | --      |
| 342                | Cutlery, hand tools, & general hardware.....  | 4,810          | 2/    | **1,915 | --      | **560    | 653      | --      | 2/     | 2/      |
| 343                | Heating apparatus (except electric) & plumbing fixtures.....  | 6,759          | --    | 2/      | 224     | 3/       | --       | --      | --     | --      |
| 3441               | Fabricated structural iron & steel.....   | 9,469          | --    | --      | --      | --       | --       | --      | --     | --      |
| 3442               | Fabricated plate work (boiler shops).....   | 8,820          | --    | **564   | --      | --       | --       | --      | --     | --      |
| 3444               | Sheet-metal work.....   | 4,767          | --    | --      | **597   | --       | --       | --      | --     | --      |
| 3446               | Architectural & metal work.....   | 708            | --    | --      | --      | --       | --       | --      | --     | --      |
| 3449               | Miscellaneous metal work.....   | 5,024          | --    | --      | 1/      | --       | --       | --      | --     | --      |
| 3461               | Metal stampings.....  | 4,715          | --    | --      | **107   | **271    | --       | 2/      | 2/     | --      |
| 34--               | Includes SIC's 3442-Metal doors, sash, frames, & molding & trim; and 3481-Miscellaneous fabricated wire products.....                                 | 4,799          | --    | 2/      | **253   | --       | 2/       | --      | **242  | --      |
| 35                 | MACHINERY, EXCEPT ELECTRICAL  |                |       |         |         |          |          |         |        |         |
| 3522               | Farm machinery & equipment.....   | 17,543         | --    | **551   | *367    | 2/       | --       | --      | 2/     | --      |
| 353                | Construction, mining, & materials handling machinery and equipment.....   | 57,002         | --    | **206   | **133   | **51     | **257    | --      | 2/     | 2/      |
| 354                | Metalworking machinery & equipment.....   | 7,749          | --    | 2/      | --      | **1,087  | 2/       | --      | **281  | 2/      |
| 355                | Special industry machinery, except metal-working machinery.....   | 38,713         | --    | *1,231  | **115   | **443    | **1,130  | --      | **683  | **1,956 |
| 356                | General industrial machinery and equipment.....   | 9,116          | --    | 2/      | **418   | 101      | 2/       | --      | **67   | **79    |
| 3585               | Refrigerators and refrigeration machinery, except household and complete air-conditioning units.....  | 6,361          | --    | 2/      | --      | **86     | --       | --      | 2/     | --      |
| 3599               | Miscellaneous machinery, except electrical.....   | 3,644          | --    | --      | --      | --       | --       | --      | --     | --      |
| 36                 | ELECTRICAL MACHINERY, EQUIPMENT, AND SUPPLIES   |                |       |         |         |          |          |         |        |         |
| 3612               | Power distribution and specialty transformers.....  | 6,837          | --    | *288    | --      | 2/       | --       | --      | 2/     | --      |
| 3613               | Switchgear and switchboard apparatus.....   | 1,168          | --    | --      | --      | --       | --       | --      | --     | --      |
| 362                | Electrical industrial apparatus.....  | 11,938         | --    | 2/      | 2/      | **210    | --       | --      | --     | 2/      |
| 364                | Communication equipment.....  | 3,160          | 2/    | 2/      | --      | **44     | --       | --      | **435  | --      |
| 36--               | Includes SIC's 3613, Household laundry equipment; 3640-3ewing machines; and 3651-Radio and television receiving sets, except communication types..... | 30,777         | **260 | **927   | --      | 2/       | --       | --      | 2/     | 2/      |
| 37                 | TRANSPORTATION EQUIPMENT  |                |       |         |         |          |          |         |        |         |
| 3713               | Truck, bus, and other vehicle (except passenger car) bodies.....  | 7,779          | --    | **43    | --      | 1/       | --       | --      | --     | --      |
| 3714               | Truck trailers.....   | 12,627         | --    | --      | --      | --       | --       | --      | --     | --      |
| 3717               | Motor vehicles and parts.....   | 18,516         | --    | **782   | *73     | 1/       | *452     | --      | **02   | **130   |
| 372                | Aircraft and parts.....   | 20             | --    | --      | --      | **167    | --       | --      | --     | 2/      |
| 3721               | Ship building and repairing.....  | 9,987          | --    | 2/      | 2/      | **301    | --       | --      | --     | --      |
| 3722               | Boat building and repairing.....  | 4,169          | --    | 2/      | 2/      | 2/       | --       | --      | --     | --      |
| 3742               | Railroad and street cars.....   | 7,307          | --    | --      | --      | --       | 2/       | --      | --     | --      |
| 3791               | Trailer coaches, housing type.....  | 7,827          | 2/    | *615    | --      | *2,765   | --       | --      | *606   | **167   |
| 39                 | MISCELLANEOUS MANUFACTURING INDUSTRIES  |                |       |         |         |          |          |         |        |         |
| 3931               | Musical instruments and parts.....  | 10,952         | --    | **484   | --      | **7,704  | **576    | --      | **414  | **454   |
| 3941               | Games and toys, except dolls and children's vehicles.....   | 9,546          | --    | 1/      | --      | **145    | **77     | --      | *2,000 | **786   |
| 3949               | Sporting and athletic goods, n.e.c.....   | 23,681         | 2/    | **2,587 | --      | **1,723  | **246    | --      | *11    | **69    |
| 3952               | Lead pencils, crayons, and artists' materials.....  | 17             | --    | --      | --      | --       | --       | --      | --     | --      |
| 3958               | Barbers' goods.....   | 20,706         | --    | --      | 2/      | **722    | **177    | **167   | *1,240 | *1,211  |
| 3993               | Signs and advertising displays.....   | 1,307          | --    | 2/      | --      | **674    | --       | --      | *9     | 2/      |
| 39--               | Includes SIC's 3931-Brooms and brushes; and 3983-Matches.....   | 15,192         | --    | --      | **1,060 | --       | **11,775 | --      | --     | --      |

See footnotes at end of table.



Table 9.--Native hardwood lumber used in selected manufacturing industries by species, 1965<sup>1</sup>--Continued  
(In thousand board feet)

| Cotton-wood | SIL     | Gum      | Hack-berry | Hickory and pecan | Maple    |         |         | Oak     |         |         | Sycamore | Walnut (butternut & black) | Willow  | Yellow poplar | Other and mixed |
|-------------|---------|----------|------------|-------------------|----------|---------|---------|---------|---------|---------|----------|----------------------------|---------|---------------|-----------------|
|             |         |          |            |                   | Hard     | Soft    | Mixed   | Red     | White   | Mixed   |          |                            |         |               |                 |
| --          | --      | --       | --         | **368             | 2/       | --      | 2/      | 2/      | --      | --      | 366      | --                         | --      | --            | 845             |
| --          | --      | --       | --         | --                | 2/       | --      | 2/      | 2/      | --      | **240   | --       | 2/                         | --      | **96          | **823           |
| **66        | 186     | 1,967    | --         | --                | **110    | --      | 2/      | 2/      | 2/      | 1,543   | 2/       | --                         | --      | **51          | **2,509         |
| --          | --      | **691    | --         | --                | --       | --      | --      | **603   | **933   | **811   | 2/       | --                         | --      | **197         | 4,879           |
| --          | --      | **456    | --         | --                | **57     | --      | --      | **123   | **260   | **1,370 | --       | --                         | --      | --            | **5,939         |
| **125       | **1,700 | --       | --         | --                | --       | --      | --      | **60    | **62    | **350   | --       | --                         | --      | 2/            | **1,869         |
| --          | --      | --       | --         | --                | --       | --      | --      | --      | --      | --      | --       | --                         | --      | --            | **208           |
| --          | --      | **130    | --         | --                | --       | --      | --      | --      | --      | **245   | --       | --                         | --      | --            | **4,747         |
| --          | --      | --       | --         | --                | 2/       | --      | 2/      | 2/      | --      | **359   | --       | --                         | --      | --            | **3,754         |
| 2/          | 2/      | **1,055  | --         | 192               | **73     | --      | **53    | --      | 2/      | **920   | 2/       | --                         | --      | **608         | **1,138         |
| **82        | **714   | 2/       | --         | **290             | 2/       | 2/      | 2/      | **229   | **1,041 | 1,404   | --       | --                         | --      | **731         | **6,113         |
| **1,700     | **1,774 | **4,394  | --         | **133             | **254    | **63    | **152   | **225   | **2,374 | **5,243 | --       | 2/                         | --      | **24,522      | **15,506        |
| --          | **23    | --       | --         | 2/                | 2/       | 2/      | **271   | **185   | **471   | 2,043   | --       | 2/                         | --      | **46          | **3,332         |
| **110       | 2/      | **1,141  | --         | **345             | **19,955 | 2/      | **163   | **131   | **526   | **7,543 | --       | --                         | --      | **1,732       | **4,476         |
| --          | 2/      | **494    | --         | --                | **101    | **176   | **60    | **100   | 2/      | **7,379 | --       | 2/                         | --      | **316         | **7,782         |
| --          | --      | **180    | --         | --                | --       | --      | --      | **53    | **164   | 2/      | --       | --                         | --      | 2/            | **3,805         |
| --          | --      | --       | --         | --                | --       | --      | --      | --      | 2/      | **705   | --       | --                         | --      | **2,590       | **335           |
| --          | --      | **859    | --         | --                | **7,295  | --      | **125   | --      | --      | **1,671 | --       | --                         | --      | 2/            | **1,538         |
| --          | --      | --       | --         | --                | --       | --      | 2/      | --      | --      | **203   | --       | --                         | --      | --            | **963           |
| **172       | **170   | --       | --         | --                | **150    | --      | 2/      | **53    | **51    | **1,404 | --       | --                         | --      | **842         | **7,960         |
| --          | --      | --       | --         | --                | **1,175  | --      | **417   | **272   | 2/      | **269   | --       | 2/                         | --      | **75          | **73            |
| --          | **97    | **23,976 | **71       | --                | **205    | **1,602 | **154   | --      | --      | **3,046 | --       | 2/                         | --      | **131         | **218           |
| --          | --      | --       | --         | **243             | 2/       | --      | 2/      | **3,450 | **1,015 | **2,540 | 2/       | --                         | --      | **58          | **199           |
| 2/          | --      | --       | --         | --                | --       | --      | --      | **901   | **509   | **7,080 | --       | --                         | --      | 2/            | **3,207         |
| --          | **715   | **840    | --         | **111             | 80       | **290   | **1,688 | **97    | **126   | **2,411 | --       | --                         | --      | **277         | 10,073          |
| --          | 2/      | 2/       | --         | --                | **70     | --      | **198   | **68    | --      | **98    | --       | 2/                         | --      | **81          | **241           |
| --          | --      | 2/       | --         | --                | --       | --      | **73    | **920   | **369   | **1,775 | --       | 2/                         | --      | 2/            | **432           |
| --          | --      | 2/       | --         | --                | --       | --      | 2/      | **310   | **1,775 | **2,408 | --       | --                         | --      | --            | **60            |
| --          | --      | 2/       | --         | --                | 2/       | 2/      | 2/      | **843   | **708   | **3,124 | --       | --                         | --      | --            | **610           |
| --          | 2/      | --       | --         | --                | 2/       | 2/      | 2/      | **105   | **150   | **77    | --       | **700                      | --      | --            | **1,470         |
| --          | 2/      | **275    | --         | --                | **10,343 | **781   | **581   | **471   | **31    | **95    | --       | **1,036                    | --      | **11,428      | 2/              |
| **091       | 2/      | **63     | --         | --                | **1,144  | --      | **607   | --      | --      | 2/      | --       | **532                      | --      | **342         | **1,550         |
| **117       | **53    | 2/       | 2/         | **128             | 18,054   | **270   | **3,264 | **298   | **315   | **12    | --       | **780                      | --      | 2,185         | **100           |
| **0,441     | **380   | **204    | --         | --                | **281    | **175   | **375   | **578   | **2,247 | **2,936 | --       | **609                      | **5,447 | **11,311      | **253           |
| 2/          | --      | --       | --         | --                | 2/       | 2/      | **6     | 2/      | 2/      | 2/      | --       | **296                      | 2/      | **396         | **549           |
| --          | **151   | **573    | --         | --                | **92     | **101   | **95    | --      | --      | **570   | **23     | **244                      | --      | --            | **952           |

Standard Notes: n.e.c.--Not elsewhere classified.

1/ Detailed figures may not add to the totals because of omission of quantities less than 50,000 board feet.

2/ Two digit numbers identify Major Groups of the Standard Industrial Classification (SIC); three-digit numbers are industry subgroups of the Major Groups; four-digit numbers identify individual SIC industries. Three-digit numbers followed by one dash (e.g., 71-) indicate that one or more four-digit industries in this subgroup are listed separately. Two-digit numbers followed by two dashes (e.g., 26--) indicate that a group of three-digit industry subgroups and/or a group of four-digit industries (not elsewhere listed) have been combined.

3/ Less than 50,000 board feet.

NOTES ON SAMPLING VARIATIONS: (1) Unstarred figures have a standard error of estimate of 15 percent or less; (2) one-starred figures have a standard error of estimate between 16 percent and 30 percent; (3) two-starred figures have a standard error of estimate of over 30 percent.

Table 10.--Lumber from imported woods used in selected manufacturing industries by species, 1965<sup>1/</sup>

(In thousand board feet)

| Industry number 2/ | Industry  | Total imported woods | Balsa   | Banak  | Beech  | Birch | Lignum-vitae | Limba | Mahogany | Obeche  | Parana-pine | Philippine hardwoods | Rose-wood | Sapele | Sen   | Teak  | Virola | Yemerí | Other imported woods |
|--------------------|---|----------------------|---------|--------|--------|-------|--------------|-------|----------|---------|-------------|----------------------|-----------|--------|-------|-------|--------|--------|----------------------|
|                    | TOTAL.....  | 103,753              | **3,524 | *9,767 | **4,73 | *645  | **372        | **527 | 40,218   | **5,946 | **1,204     | *25,061              | **465     | **415  | **403 | 2,155 | *4,883 | *1,238 | *7,462               |
| 24                 | LUMBER & WOOD PRODUCTS, EXCEPT FURNITURE  |                      |         |        |        |       |              |       |          |         |             |                      |           |        |       |       |        |        |                      |
| 2426               | Hardwood dimension and flooring.....  | 2,215                | --      | **162  | --     | --    | --           | --    | 459      | --      | --          | 3/                   | --        | --     | --    | 3/    | --     | **538  | **970                |
| 2429               | Special product sawmills.....   | 3/                   | --      | --     | --     | --    | --           | --    | 3/       | --      | --          | --                   | --        | --     | --    | --    | --     | --     | --                   |
| 2431               | Millwork plants.....  | 21,934               | --      | **99   | --     | **80  | --           | 3/    | **4,987  | **4,557 | **1,031     | **10,163             | 3/        | --     | 3/    | *207  | --     | --     | **761                |
| 2432               | Veneer & plywood plants.....  | 3/                   | --      | --     | --     | --    | --           | --    | 3/       | --      | --          | --                   | --        | --     | --    | --    | 3/     | --     | --                   |
| 2433               | Prefabricated wooden buildings & structural members.....                                | 129                  | --      | --     | --     | --    | --           | --    | **117    | --      | --          | --                   | --        | --     | --    | --    | --     | --     | 3/                   |
| 2441               | Nailed & lock corner wooden boxes & shooks.....   | 479                  | --      | **470  | --     | --    | --           | --    | --       | --      | --          | --                   | --        | --     | --    | --    | --     | --     | 3/                   |
| 2499               | Wood products, n.e.c.....   | 3,030                | --      | **84   | --     | 3/    | **293        | **194 | *643     | **782   | 3/          | **140                | 3/        | --     | --    | 3/    | 3/     | --     | *810                 |
| 25                 | FURNITURE AND FIXTURES  |                      |         |        |        |       |              |       |          |         |             |                      |           |        |       |       |        |        |                      |
| 2511               | Wood household furniture, except upholstered.....                                       | 28,575               | --      | *7,584 | --     | **559 | --           | --    | *11,058  | **67    | --          | **1,874              | 3/        | --     | **376 | **756 | *1,060 | *700   | **2,537              |
| 2512               | Wood household furniture, upholstered.....  | 5,842                | --      | --     | --     | --    | --           | **239 | *6,125   | --      | 3/          | --                   | 3/        | --     | --    | 3/    | --     | --     | *399                 |
| 2514               | Metal household furniture.....  | 51                   | --      | --     | --     | --    | --           | --    | --       | --      | --          | **51                 | --        | --     | --    | --    | --     | --     | --                   |
| 2515               | Mattresses and bedsprings.....  | 3/                   | --      | --     | --     | --    | --           | --    | 3/       | --      | --          | --                   | --        | --     | --    | --    | --     | --     | --                   |
| 2519               | Household furniture, n.e.c.....   | 3/                   | --      | --     | --     | --    | --           | --    | 3/       | --      | --          | 3/                   | --        | --     | --    | --    | --     | --     | --                   |
| 2521               | Wood office furniture.....  | 199                  | --      | --     | --     | --    | --           | --    | *77      | --      | --          | 3/                   | --        | --     | --    | 3/    | 114    | --     | --                   |
| 2522               | Metal office furniture.....   | 3/                   | --      | --     | --     | --    | --           | --    | 3/       | --      | --          | --                   | 3/        | --     | --    | 3/    | --     | --     | --                   |
| 2531               | Public building & related furniture.....  | 1,017                | --      | --     | --     | --    | --           | --    | 434      | 3/      | **69        | **74                 | --        | **415  | --    | 3/    | --     | --     | --                   |
| 2541               | Wood partitions, shelving, lockers, & office & store fixtures.....                      | 1,064                | --      | 3/     | --     | --    | --           | **114 | *295     | **50    | --          | *162                 | 3/        | --     | --    | *117  | --     | --     | **316                |
| 2599               | Furniture and fixtures, n.e.c.....  | 174                  | --      | --     | --     | --    | --           | --    | **65     | --      | 3/          | --                   | --        | --     | --    | 3/    | --     | --     | 3/                   |
| 31                 | LEATHER AND LEATHER PRODUCTS  |                      |         |        |        |       |              |       |          |         |             |                      |           |        |       |       |        |        |                      |
| 3161               | Luggage.....  | 3/                   | --      | --     | --     | --    | --           | --    | 3/       | --      | --          | --                   | --        | --     | --    | --    | --     | --     | --                   |
| 32                 | STONE, CLAY, AND GLASS PRODUCTS   |                      |         |        |        |       |              |       |          |         |             |                      |           |        |       |       |        |        |                      |
| 325                | Structural clay products.....   | 462                  | --      | --     | --     | --    | --           | --    | --       | **72    | --          | --                   | --        | --     | --    | --    | --     | --     | **190                |
| 33                 | PRIMARY METAL INDUSTRIES  |                      |         |        |        |       |              |       |          |         |             |                      |           |        |       |       |        |        |                      |
| 3312               | Blast furnaces(including coke ovens), steel works & rolling mills.....                  | 3/                   | --      | --     | --     | --    | --           | --    | 3/       | --      | --          | 3/                   | --        | --     | --    | --    | --     | --     | --                   |
| 332                | Iron and steel foundries.....   | 3,038                | --      | --     | --     | --    | --           | --    | **2,873  | --      | --          | --                   | --        | --     | --    | --    | --     | --     | **165                |
| 335                | Rolling, drawing, & extruding of nonferrous metals.....                                 | 3/                   | --      | --     | --     | --    | --           | --    | 3/       | --      | --          | --                   | --        | --     | --    | --    | --     | --     | --                   |
| 34                 | FABRICATED METAL PRODUCTS, EXCEPT ORDNANCE, MACHINERY AND TRANSPORTATION EQUIPMENT..... |                      |         |        |        |       |              |       |          |         |             |                      |           |        |       |       |        |        |                      |
| 342                | Cutlery, hand tools, & general hardware.....  | 781                  | --      | **756  | --     | --    | --           | --    | **113    | --      | --          | 3/                   | 3/        | --     | --    | --    | --     | --     | *69                  |
| 3443               | Fabricated plate work (boiler shops).....   | 3/                   | --      | --     | --     | --    | --           | --    | 3/       | --      | --          | --                   | --        | --     | --    | --    | --     | --     | --                   |
| 3446               | Architectural & metal work.....   | 3/                   | --      | --     | --     | --    | --           | --    | --       | --      | --          | --                   | --        | --     | --    | --    | --     | --     | 3/                   |
| 3449               | Miscellaneous metal work.....   | 3/                   | --      | --     | --     | --    | --           | --    | 3/       | --      | --          | --                   | --        | --     | --    | --    | --     | --     | --                   |

See footnotes at end of table

Table 10.--Lumber from imported woods used in selected manufacturing industries by species, 1965<sup>1/</sup>--Continued

(In thousand board feet)

| Industry number <sup>2/</sup> | Industry  | Total imported woods | Balsa   | Ekapak | Beech | Birch | Lignum-vitae | Limbo | Mahogany | Obeche | Parana pine | Philippine hardwoods | Rose-wood | Sapele | Sen | Teak | Virola | Yemerí | Other imported woods |  |
|-------------------------------|---|----------------------|---------|--------|-------|-------|--------------|-------|----------|--------|-------------|----------------------|-----------|--------|-----|------|--------|--------|----------------------|--|
| 3461                          | Metal stampings.....  | 3/                   | --      | --     | --    | --    | --           | --    | 3/       | --     | --          | --                   | --        | --     | --  | --   | --     | --     | --                   |  |
| 3481                          | Miscellaneous fabricated wire products.....                           | 3/                   | --      | --     | --    | --    | --           | --    | 3/       | --     | --          | --                   | --        | --     | --  | --   | --     | --     | --                   |  |
| 35                            | MACHINERY, EXCEPT ELECTRICAL  |                      |         |        |       |       |              |       |          |        |             |                      |           |        |     |      |        |        |                      |  |
| 3522                          | Farm machinery & equipment.....                                       | 3/                   | --      | --     | --    | --    | --           | --    | 3/       | --     | --          | --                   | --        | --     | --  | --   | --     | --     | --                   |  |
| 353                           | Construction, mining, & materials handling machinery & equipment..... | 303                  | --      | --     | --    | --    | --           | --    | *84      | 3/     | --          | **82                 | --        | --     | --  | --   | --     | --     | 3/                   |  |
| 354                           | Metalworking machinery & equipment.....                               | 352                  | --      | --     | --    | --    | --           | --    | *372     | --     | --          | --                   | --        | --     | --  | --   | --     | --     | 3/                   |  |
| 355                           | Special industry machinery, except metalworking machinery.....        | 280                  | --      | 3/     | --    | 3/    | 3/           | --    | **23     | --     | --          | --                   | --        | --     | --  | --   | --     | --     | **163                |  |
| 356                           | General industrial machinery and equipment.....                       | 7,824                | --      | --     | --    | --    | --           | --    | *2,669   | --     | --          | **84                 | --        | --     | --  | --   | --     | --     | **71                 |  |
| 3599                          | Miscellaneous machinery, except electrical.....                       | 3/                   | --      | --     | --    | --    | --           | --    | 3/       | --     | --          | --                   | --        | --     | --  | --   | --     | --     | --                   |  |
| 36                            | ELECTRICAL MACHINERY, EQUIPMENT, AND SUPPLIES                         |                      |         |        |       |       |              |       |          |        |             |                      |           |        |     |      |        |        |                      |  |
| 362                           | Electrical industrial apparatus.....                                  | 2/                   | --      | --     | --    | --    | --           | --    | 3/       | --     | --          | --                   | --        | --     | --  | --   | --     | --     | --                   |  |
| 3651                          | Radio and television receiving sets, except communication types.....  | 3/                   | --      | --     | --    | --    | --           | --    | 3/       | --     | --          | --                   | --        | --     | --  | --   | --     | --     | --                   |  |
| 366                           | Communication equipment.....  | 82                   | --      | --     | --    | --    | --           | --    | **51     | --     | --          | --                   | --        | --     | --  | 3/   | --     | --     | --                   |  |
| 37                            | TRANSPORTATION EQUIPMENT  |                      |         |        |       |       |              |       |          |        |             |                      |           |        |     |      |        |        |                      |  |
| 3713                          | Truck, bus, and other vehicle (except passenger car) bodies.....      | 264                  | --      | --     | --    | --    | --           | --    | --       | --     | --          | **218                | --        | --     | --  | --   | --     | --     | 3/                   |  |
| 3715                          | Truck trailers.....   | 330                  | --      | --     | --    | --    | --           | --    | 3/       | --     | --          | **244                | --        | --     | --  | --   | --     | --     | **57                 |  |
| 3717                          | Motor vehicles and parts.....   | 175                  | --      | --     | --    | --    | --           | --    | 158      | --     | --          | --                   | --        | --     | --  | --   | --     | --     | 3/                   |  |
| 372                           | Aircraft and parts.....   | 1,994                | **1,892 | --     | --    | --    | --           | --    | *72      | --     | --          | --                   | --        | --     | --  | 3/   | --     | --     | 3/                   |  |
| 3731                          | Ship building and repairing.....                                      | 326                  | --      | --     | --    | --    | **67         | --    | **184    | --     | --          | 3/                   | --        | --     | --  | 3/   | --     | --     | 3/                   |  |
| 3732                          | Boat building and repairing.....                                      | 16,342               | **163   | --     | --    | --    | --           | --    | **1,869  | --     | --          | 11,374               | --        | --     | --  | *915 | --     | --     | 3/                   |  |
| 3742                          | Railroad and street cars.....   | 3/                   | --      | --     | --    | --    | --           | --    | 3/       | --     | --          | --                   | --        | --     | --  | --   | --     | --     | 3/                   |  |
| 3791                          | Trailer coaches, housing type.....                                    | 2,317                | --      | 3/     | --    | --    | --           | --    | **231    | --     | --          | *482                 | --        | --     | --  | --   | --     | *1,555 | --                   |  |
| 39                            | MISCELLANEOUS MANUFACTURING INDUSTRIES                                |                      |         |        |       |       |              |       |          |        |             |                      |           |        |     |      |        |        |                      |  |
| 3931                          | Musical instruments and parts.....                                    | 1,022                | --      | --     | --    | --    | --           | 3/    | **712    | --     | --          | --                   | **304     | --     | --  | --   | --     | --     | 3/                   |  |
| 3941                          | Games and toys, except dolls and children's vehicles.....             | 1,114                | **1,108 | --     | --    | --    | --           | --    | 3/       | --     | --          | 3/                   | --        | --     | --  | --   | --     | --     | 3/                   |  |
| 3949                          | Sporting and athletic goods, n.e.c.....                               | 1,897                | **273   | --     | --    | 3/    | --           | --    | **2,627  | **123  | --          | --                   | *52       | --     | --  | --   | --     | **123  | 697                  |  |
| 3981                          | Brooms and brushes.....   | 3/                   | --      | --     | 3/    | --    | --           | --    | 3/       | --     | --          | --                   | --        | --     | --  | --   | --     | --     | --                   |  |
| 3988                          | Barbers' goods.....   | 2,625                | --      | --     | --    | --    | --           | --    | *2,551   | *63    | --          | --                   | --        | --     | --  | --   | --     | --     | 3/                   |  |
| 3993                          | Signs and advertising displays.....                                   | 144                  | **88    | --     | --    | --    | --           | --    | 3/       | --     | --          | --                   | --        | --     | --  | 3/   | --     | --     | --                   |  |

Standard Notes: n.e.c. - Not elsewhere classified.

<sup>1/</sup> Detailed figures may not add to the totals because of omission of quantities less than 50,000 board feet.

<sup>2/</sup> Two-digit numbers identify Major Groups of the Standard Industrial Classification (SIC); three-digit numbers are industry subgroups of the Major Groups; four-digit numbers identify individual SIC industries. Three-digit numbers followed by one dash (e.g., 331-) indicate that one or more four-digit industries in this subgroup are listed separately. Two-digit numbers followed by two dashes (e.g., 26--) indicate that a group of three-digit industry subgroups and/or a group of four-digit industries (not elsewhere listed) have been combined.

<sup>3/</sup> Less than 50,000 board feet.

NOTE ON SAMPLING VARIATIONS: (a) Unstarred figures have a standard error of estimate of 15 percent or less; (b) the one-starred figures have a standard error of estimate between 16 percent and 30 percent; (c) the two-starred figures have a standard error of estimate of over 30 percent.



Table III--Lumber used in selected manufacturing industries by product made for sale, by quality grade, for selected hardwoods, 1961--Continued

D. percent of species total

| Industry number <sup>2</sup> | Industry  | All species |    |    | Hardwood      |    |          |             |                 |   |                 |   |               |      |         |    |    |          |   |    |    |   |   |   |   |         |    |   | Industry number <sup>2</sup> |         |    |     |     |   |      |    |    |    |    |    |      |    |   |      |
|------------------------------|---|-------------|----|----|---------------|----|----------|-------------|-----------------|---|-----------------|---|---------------|------|---------|----|----|----------|---|----|----|---|---|---|---|---------|----|---|------------------------------|---------|----|-----|-----|---|------|----|----|----|----|----|------|----|---|------|
|                              |   |             |    |    | Longleaf-sir  |    |          | Firs (true) |                 |   | Western hemlock |   |               | Pine |         |    |    |          |   |    |    |   |   |   |   | Redwood |    |   |                              | Cypress |    |     |     |   |      |    |    |    |    |    |      |    |   |      |
|                              |   |             |    |    | Eastern white |    | Lundberg |             | Southern yellow |   | Sugar           |   | Western white |      | Eastern |    |    | Engelman |   |    |    |   |   |   |   |         |    |   |                              |         |    |     |     |   |      |    |    |    |    |    |      |    |   |      |
| H                            | M   | L           | H  | M  | L             | H  | M        | L           | H               | M | L               | H | M             | L    | H       | M  | L  | H        | M | L  | H  | M | L | H | M | L       |    |   |                              |         |    |     |     |   |      |    |    |    |    |    |      |    |   |      |
| 37                           | TRANSPORTATION EQUIPMENT  |             |    |    |               |    |          |             |                 |   |                 |   |               |      |         |    |    |          |   |    |    |   |   |   |   |         |    |   |                              |         |    | 37  |     |   |      |    |    |    |    |    |      |    |   |      |
| 3713                         | Trucks, vans, and other vehicles except passenger vehicles                        | 39          | 67 | 3  | 64            | 35 | 1        | 57          | 25              | 3 |                 |   |               | 7    | 93      |    |    |          |   |    |    |   |   |   |   | 100     |    |   | 87                           | 13      |    | 100 |     |   | 3713 |    |    |    |    |    |      |    |   |      |
| 3715                         | Truck trailers  | 25          | 74 | 1  | 58            | 41 | 1        | 72          | 28              |   |                 |   |               |      |         |    |    |          |   |    |    |   |   |   |   | 100     |    |   |                              |         |    |     |     |   | 3715 |    |    |    |    |    |      |    |   |      |
| 3717                         | Motor vehicles and parts  | 2           | 51 | 48 | 25            | 74 |          |             |                 |   |                 |   |               |      |         |    |    |          |   |    |    |   |   |   |   |         |    |   | 5                            | 90      |    |     |     |   | 3717 |    |    |    |    |    |      |    |   |      |
| 372                          | Aircraft and parts  | 29          | 79 |    | 100           |    |          |             |                 |   |                 |   |               |      |         |    |    |          |   |    |    |   |   |   |   |         |    |   | 33                           | 34      | 33 |     |     |   | 372  |    |    |    |    |    |      |    |   |      |
| 373                          | Ship and boat building and repairs  | 39          | 43 | 3  | 84            | 16 |          | 55          | 44              |   |                 |   |               | 14   | 74      | 8  | 31 | 9        |   |    |    |   |   |   |   | 25      | 71 | 4 |                              |         |    | 100 |     |   | 373  |    |    |    |    |    |      |    |   |      |
| 3742                         | Railroad boxcars and flatcars   | 19          | 79 |    | 81            | 19 |          | 100         |                 |   |                 |   |               | 39   | 61      |    |    |          |   |    |    |   |   |   |   | 100     |    |   | 27                           | 72      | 1  |     |     |   | 3742 |    |    |    |    |    |      |    |   |      |
| 3791                         | Trailer coaches, mobile homes   | 12          | 72 |    | 14            | 43 | 43       |             |                 |   | 28              |   |               | 92   | 10      | 18 | 51 |          |   |    |    |   |   |   |   | 51      | 94 | 1 | 20                           | 79      | 1  | 22  | 74  | 4 | 76   | 24 |    | 8  | 87 | 5  | 16   | 80 | 4 | 3791 |
| 39                           | MISCELLANEOUS MANUFACTURING INDUSTRIES  |             |    |    |               |    |          |             |                 |   |                 |   |               |      |         |    |    |          |   |    |    |   |   |   |   |         |    |   |                              |         |    |     |     |   | 39   |    |    |    |    |    |      |    |   |      |
| 3931                         | Musical instruments and parts   | 78          | 22 |    | 100           |    |          | 4           | 96              |   |                 |   |               | 26   | 74      |    |    |          |   |    |    |   |   |   |   | 92      |    |   |                              |         |    | 100 |     |   | 20   | 80 |    |    |    |    | 3931 |    |   |      |
| 3941                         | Games and toys, except dolls and children's vehicles                              | 62          | 32 |    |               |    |          |             |                 |   |                 |   |               | 3    | 97      | 1  | 49 | 4        |   |    |    |   |   |   |   | 59      | 50 |   |                              |         |    | 100 |     |   |      |    |    |    |    |    | 3941 |    |   |      |
| 3949                         | Sporting and athletic goods, except lead pencils, crayons, and artists' materials | 40          | 56 | 4  | 60            | 40 |          | 81          | 19              |   |                 |   |               | 18   | 84      | 6  |    |          |   |    |    |   |   |   |   | 51      | 49 | 2 | 100                          |         |    |     |     |   | 59   | 40 | 23 | 77 | 60 | 46 |      |    |   | 3949 |
| 3952                         | Lead pencils, crayons, and artists' materials                                     | 20          | 69 | 11 |               |    |          |             |                 |   |                 |   |               |      |         |    |    |          |   |    |    |   |   |   |   |         |    |   |                              |         |    |     |     |   |      |    |    |    |    |    | 3952 |    |   |      |
| 3981                         | Brooms and brushes  | 49          | 49 |    | 100           |    |          |             |                 |   |                 |   |               | 47   | 19      | 14 |    |          |   |    |    |   |   |   |   | 100     |    |   |                              |         |    | 26  | 86  |   |      |    |    |    |    |    | 3981 |    |   |      |
| 3988                         | Marble and goods  | 8           | 41 | 91 | 64            | 36 |          |             |                 |   |                 |   |               | 37   | 63      |    | 6  | 94       | 3 | 82 | 15 |   |   |   |   |         |    |   | 91                           | 37      | 43 | 20  | 100 |   |      |    |    |    |    |    | 3988 |    |   |      |
| 3993                         | Signs and advertising displays  | 27          | 64 | 10 | 11            | 62 | 27       | 15          | 83              | 2 |                 |   |               | 29   | 55      | 18 | 86 | 14       |   |    |    |   |   |   |   |         |    |   |                              |         |    | 100 |     |   | 58   | 42 |    | 6  | 74 | 20 | 100  |    |   | 3993 |

<sup>1</sup> Quality grade: High, includes grades "Select and Better" and higher; Medium, includes grades "No. 1" and "No. 2 Common"; Low, includes "No. 3 Common" and poorer. Other grades are included in the grade which they most nearly represent in the value column. Amounts for those species for which there were no percentage-by-grade data available were added to the Medium grade class for each species.

<sup>2</sup> Two-digit numbers identify Major Groups of the Standard Industrial Classification (SIC); three-digit numbers are industry subgroups of the Major Group; four-digit numbers identify individual SIC industries. Three-digit numbers followed by a dash (e.g., 391-) indicate that one or more four-digit industries in this subgroup are listed separately. Two-digit numbers followed by two dashes (e.g., 26--) indicate that a group of three-digit industry subgroups under a group of four-digit industries (not elsewhere listed) have been omitted.

NOTE--Data not elsewhere identified.

Table 12.--Lumber used in selected manufacturing industries in products made for sale, by quality classes, for selected hardwoods, 1965

(In percent of species total)

| Industry number <sup>1</sup> | Industry  | Total native hardwoods |    | Native hardwoods |     |     |     |     |    |       |     |    |       |     |     |            |    |    |     |     |    |          |     |                        |    |       |    | Industry number <sup>2</sup> |    |    |    |      |    |      |      |      |
|------------------------------|---|------------------------|----|------------------|-----|-----|-----|-----|----|-------|-----|----|-------|-----|-----|------------|----|----|-----|-----|----|----------|-----|------------------------|----|-------|----|------------------------------|----|----|----|------|----|------|------|------|
|                              |   |                        |    | Alder            |     |     | Ash |     |    | Beech |     |    | Birch |     |     | Cottonwood |    |    | Elm |     |    | Gum      |     |                        |    |       |    |                              |    |    |    |      |    |      |      |      |
|                              |   |                        |    | H                | M   | L   | H   | M   | L  | H     | M   | L  | H     | M   | L   | H          | M  | L  | H   | M   | L  | Sweetgum |     | Tupelo (black & water) |    | Mixed |    |                              |    |    |    |      |    |      |      |      |
| TOTAL                        |   | 22                     | 57 | 21               | 27  | 56  | 17  | 27  | 59 | 14    | 23  | 64 | 13    | 33  | 60  | 7          | 22 | 71 | 7   | 21  | 62 | 17       | 54  | 43                     | 3  | 21    | 75 | 4                            | 17 | 73 | 10 |      |    |      |      |      |
| 24                           | LUMBER AND WOOD PRODUCTS, EXCEPT FURNITURE  |                        |    |                  |     |     |     |     |    |       |     |    |       |     |     |            |    |    |     |     |    |          |     |                        |    |       |    |                              |    |    |    | 24   |    |      |      |      |
| 2421                         | Sawmills and planing mills, general   | 43                     | 36 | 16               |     |     |     | 82  | 18 |       |     |    |       | 36  | 64  | 59         | 41 | 10 |     | 90  |    |          | 45  | 55                     |    | 100   |    |                              |    |    |    | 95   | 5  | 2421 |      |      |
| 2426                         | Hardwood dimension and flooring mills   | 25                     | 61 | 14               |     |     |     | 35  | 54 | 11    | 25  | 63 | 12    | 19  | 68  | 13         | 35 | 65 |     |     |    |          | 18  | 75                     | 7  | 35    | 65 |                              | 26 | 70 | 4  | 66   | 30 | 4    | 2426 |      |
| 2429                         | Special product sawmills  | 96                     | 3  | 1                |     |     |     | 100 |    |       |     |    |       |     |     |            |    |    |     |     |    |          |     |                        |    |       |    |                              |    |    |    | 11   | 65 | 24   | 2429 |      |
| 2431                         | Millwork plants   | 52                     | 34 | 14               | 57  | 29  | 14  | 56  | 32 | 9     | 34  | 53 | 13    | 61  | 36  | 3          | 50 | 46 | 4   | 20  | 69 | 11       | 35  | 9                      | 56 | 70    | 30 |                              | 72 | 5  | 23 | 2431 |    |      |      |      |
| 2432                         | Veneer and plywood plants   | 5                      | 90 | 5                | 100 |     |     |     |    |       |     |    |       |     |     |            |    |    |     |     |    |          |     |                        |    |       |    |                              |    |    |    |      |    |      | 2432 |      |
| 2433                         | Prefabricated wooden buildings and structural members   | 34                     | 37 | 9                |     |     |     |     |    |       | 50  | 50 |       | 58  | 42  |            | 65 | 35 |     | 100 |    |          |     |                        |    |       |    |                              |    |    |    |      |    |      | 2433 |      |
| 2441                         | Nailed and lock corner wooden boxes and skook   | 4                      | 66 | 30               | 22  | 62  | 16  | 2   | 98 |       | 7   | 37 |       | 10  | 90  |            | 4  | 88 | 8   | 6   | 79 | 15       | 17  | 77                     | 6  | 11    | 86 | 3                            | 12 | 79 | 9  | 2441 |    |      |      |      |
| 2442                         | Wirebound boxes and crates  | 3                      | 82 | 15               |     |     |     |     |    |       | 54  | 46 |       |     |     |            |    |    |     |     |    |          |     |                        |    |       |    |                              |    |    |    | 7    | 89 | 4    | 2442 |      |
| 2443                         | Veneer and plywood containers, except boxes and crates  | 9                      | 34 | 37               |     |     |     | 50  | 25 | 25    |     |    |       | 100 |     |            |    |    |     |     |    |          |     |                        |    |       |    |                              |    |    |    |      |    |      | 2443 |      |
| 2445                         | Cooperage   | 23                     | 55 | 22               |     |     |     |     |    |       |     |    |       |     |     |            |    |    |     |     |    |          |     |                        |    |       |    |                              |    |    |    |      |    |      | 2445 |      |
| 2499                         | Wood products, n.e.c.   | 9                      | 39 | 52               | 64  | 11  | 25  | 25  | 55 | 20    | 12  | 61 | 27    | 23  | 64  | 13         | 11 | 81 | 8   | 3   | 41 | 56       | 43  | 57                     |    | 46    | 31 | 23                           | 3  | 63 | 34 | 2499 |    |      |      |      |
| 25                           | FURNITURE AND FIXTURES  |                        |    |                  |     |     |     |     |    |       |     |    |       |     |     |            |    |    |     |     |    |          |     |                        |    |       |    |                              |    |    |    | 25   |    |      |      |      |
| 2511                         | Wood household furniture, except upholstered  | 26                     | 64 | 10               | 12  | 75  | 13  | 32  | 63 | 5     | 31  | 68 | 1     | 32  | 64  | 4          | 49 | 49 | 2   | 35  | 59 | 6        | 17  | 79                     | 4  | 22    | 74 | 4                            | 16 | 83 | 1  | 2511 |    |      |      |      |
| 2512                         | Wood household furniture, upholstered   | 15                     | 74 | 11               | 35  | 58  | 7   | 7   | 66 | 27    | 12  | 87 | 1     | 11  | 72  | 17         | 2  | 90 | 8   | 21  | 77 | 2        | 47  | 45                     | 8  | 23    | 77 |                              | 27 | 68 | 5  | 2512 |    |      |      |      |
| 2514                         | Metal household furniture   | 3                      | 15 | 82               |     |     |     | 6   | 94 | 3     |     | 97 |       |     | 100 |            |    |    |     |     |    |          |     |                        |    |       |    |                              |    |    |    |      |    |      | 2514 |      |
| 2515                         | Mattresses and bedsprings   | 2                      | 67 | 31               | 3   | 41  | 56  | 1   | 99 |       |     |    |       |     |     |            |    |    |     |     |    |          |     |                        |    |       |    |                              |    |    |    | 83   | 17 | 2515 |      |      |
| 2519                         | Household furniture, n.e.c.   | 20                     | 26 | 54               | 29  | 71  |     | 29  | 71 |       | 14  | 86 |       |     |     |            |    |    |     |     |    |          |     |                        |    |       |    |                              |    |    |    |      |    |      | 2519 |      |
| 2521                         | Wood office furniture   | 19                     | 73 | 8                | 1   | 99  |     | 42  | 53 | 5     | 19  | 80 | 1     | 20  | 79  | 1          | 30 | 70 |     |     |    |          |     |                        |    |       |    |                              |    |    |    |      |    |      | 2521 |      |
| 2522                         | Metal office furniture  | 33                     | 64 | 3                |     | 100 |     | 91  | 9  |       |     |    |       |     |     |            |    |    |     |     |    |          |     |                        |    |       |    |                              |    |    |    |      |    |      | 2522 |      |
| 2531                         | Public building and related furniture   | 49                     | 38 | 13               | 100 |     |     | 77  | 14 | 9     | 30  | 70 |       | 21  | 78  | 1          | 3  | 94 | 3   | 43  | 57 |          |     |                        |    |       |    |                              |    |    |    | 100  |    |      | 2531 |      |
| 2541                         | Wood partitions, shelving, lockers, and office and store fixtures                               | 56                     | 42 | 2                | 71  | 29  |     | 80  | 19 | 1     | 57  | 43 |       | 51  | 49  |            | 78 | 18 | 4   | 90  |    |          |     |                        |    |       |    |                              |    |    |    |      |    |      | 2541 |      |
| 2542                         | Metal partitions, shelving, lockers, and office and store fixtures                              | 29                     | 55 | 16               |     |     |     | 74  | 26 |       |     |    |       |     |     |            |    |    |     |     |    |          |     |                        |    |       |    |                              |    |    |    |      |    |      | 2542 |      |
| 2591                         | Venetian blinds and shades  | 36                     | 48 | 16               |     |     |     |     |    |       |     |    |       |     |     |            |    |    |     |     |    |          |     |                        |    |       |    |                              |    |    |    |      |    |      | 2591 |      |
| 2599                         | Furniture and fixtures, n.e.c.  | 30                     | 66 | 4                |     |     |     | 62  | 35 | 3     | 21  | 79 |       | 6   | 93  | 1          | 67 | 23 | 10  | 57  | 43 |          | 100 |                        |    |       |    |                              |    |    |    | 100  |    |      | 2599 |      |
| 34                           | FABRICATED METAL PRODUCTS, EXCEPT ORDNANCE, MACHINERY AND TRANSPORTATION EQUIPMENT              |                        |    |                  |     |     |     |     |    |       |     |    |       |     |     |            |    |    |     |     |    |          |     |                        |    |       |    |                              |    |    |    |      |    |      | 34   |      |
| 342                          | Cutlery, hand tools, and general hardware   | 51                     | 36 | 13               |     |     |     | 100 |    |       | 23  | 53 | 24    | 65  | 34  | 1          | 30 | 70 |     |     |    |          |     |                        |    |       |    |                              |    |    |    |      |    |      | 342  |      |
| 344                          | Fabricated structural metal products  | 25                     | 22 | 53               |     |     |     |     |    |       |     |    |       |     |     |            |    |    |     |     |    |          |     |                        |    |       |    |                              |    |    |    |      |    |      | 344  |      |
| 35                           | MACHINERY, EXCEPT ELECTRICAL  |                        |    |                  |     |     |     |     |    |       |     |    |       |     |     |            |    |    |     |     |    |          |     |                        |    |       |    |                              |    |    |    |      |    |      | 35   |      |
| 3522                         | Farm machinery and equipment  | 24                     | 33 | 43               |     |     |     |     |    |       | 100 |    |       |     |     |            |    |    |     |     |    |          |     |                        |    |       |    |                              |    |    |    |      |    |      | 100  | 3522 |
| 353                          | Construction, mining, and materials handling machinery and equipment                            | 40                     | 11 | 49               |     |     |     | 44  | 50 | 6     |     |    |       |     |     |            |    |    |     |     |    |          |     |                        |    |       |    |                              |    |    |    |      |    |      | 100  | 353  |
| 354                          | Metalworking machinery and equipment  | 68                     | 32 |                  |     |     |     |     |    |       |     |    |       |     |     |            |    |    |     |     |    |          |     |                        |    |       |    |                              |    |    |    |      |    |      |      | 354  |
| 355                          | Special industry machinery, except metalworking machinery                                       | 34                     | 34 | 32               |     |     |     | 96  | 4  |       | 63  | 37 |       | 5   | 95  |            | 25 | 75 |     |     |    |          |     |                        |    |       |    |                              |    |    |    |      |    |      |      | 355  |
| 356                          | General industrial machinery and equipment  | 74                     | 23 | 3                |     |     |     | 100 |    |       |     |    |       |     |     |            |    |    |     |     |    |          |     |                        |    |       |    |                              |    |    |    |      |    |      |      | 356  |
| 3585                         | Refrigerators and refrigeration machinery, except household and complete air-conditioning units | 62                     | 29 | 9                |     |     |     | 100 |    |       |     |    |       |     |     |            |    |    |     |     |    |          |     |                        |    |       |    |                              |    |    |    |      |    |      |      | 3585 |
| 36                           | ELECTRICAL MACHINERY, EQUIPMENT, AND SUPPLIES   |                        |    |                  |     |     |     |     |    |       |     |    |       |     |     |            |    |    |     |     |    |          |     |                        |    |       |    |                              |    |    |    |      |    |      | 36   |      |
| 3612                         | Power distribution, and specialty transformers  | 71                     | 28 | 1                |     |     |     | 78  | 13 | 9     |     |    |       |     |     |            |    |    |     |     |    |          |     |                        |    |       |    |                              |    |    |    |      |    |      |      | 3612 |
| 3651                         | Radio and television receiving sets, except communication types                                 | 27                     | 73 |                  | 20  | 80  |     | 50  | 50 |       |     |    |       |     |     |            |    |    |     |     |    |          |     |                        |    |       |    |                              |    |    |    | 25   | 75 |      | 3651 |      |
| 366                          | Communication equipment   | 87                     | 12 | 1                |     |     |     |     |    |       | 100 |    |       |     |     |            |    |    |     |     |    |          |     |                        |    |       |    |                              |    |    |    |      |    |      |      | 366  |

See footnotes at end of table.

Table 12.--Lumber used in selected manufacturing industries in products made for sale, by quality classes, for selected hardwoods, 1965<sup>1</sup>--Continued

(In percent of species total)

| Industry number <sup>2</sup> | Industry   | Native hardwoods |     |     |      |     |    |     |     |     |       |     |     |         |     |     |               |     |     |               |     |     | Industry number <sup>2</sup> |
|------------------------------|--|------------------|-----|-----|------|-----|----|-----|-----|-----|-------|-----|-----|---------|-----|-----|---------------|-----|-----|---------------|-----|-----|------------------------------|
|                              |  | Maple            |     |     |      |     |    | Oak |     |     |       |     |     | Hickory |     |     | Yellow poplar |     |     |               |     |     |                              |
|                              |  | Hard             |     |     | Soft |     |    | Red |     |     | White |     |     | Mixed   |     |     | Specum        |     |     | Yellow poplar |     |     |                              |
|                              |  | H                | M   | L   | H    | M   | L  | H   | M   | L   | H     | M   | L   | H       | M   | L   | H             | M   | L   | H             | M   | L   |                              |
|                              | TOTAL.....   | 39               | 44  | 17  | 29   | 59  | 12 | 32  | 45  | 23  | 46    | 33  | 21  | 15      | 58  | 27  | 15            | 74  | 11  | 24            | 63  | 13  |                              |
| 24                           | LUMBER AND WOOD PRODUCTS, EXCEPT FURNITURE   |                  |     |     |      |     |    |     |     |     |       |     |     |         |     |     |               |     |     |               |     |     | 24                           |
| 2421                         | Sawmills and planing mills, general.....   | --               | --  | --  | 100  | --  | -- | 33  | 34  | 33  | 33    | 34  | 33  | 4       | 49  | 47  | 20            | 80  | --  | --            | --  | 100 | --                           |
| 2426                         | Hardwood dimension and flooring mills.....   | 28               | 66  | 6   | 25   | 68  | 7  | 10  | 85  | 5   | 7     | 91  | 2   | 20      | 44  | 36  | 18            | 50  | 32  | 21            | 70  | 9   | 2426                         |
| 2429                         | Special product sawmills.....  | 100              | --  | --  | 100  | --  | -- | --  | --  | 100 | 100   | --  | --  | --      | 76  | 18  | 6             | --  | --  | 62            | 31  | 7   | 2429                         |
| 2431                         | Millwork plants.....   | 76               | 23  | 1   | 36   | 53  | 11 | 64  | 31  | 5   | 76    | 23  | 1   | 45      | 51  | 4   | 97            | 2   | 1   | 42            | 23  | 35  | 2431                         |
| 2432                         | Veneer and plywood plants.....   | --               | 100 | --  | --   | 88  | 12 | --  | --  | --  | --    | 100 | --  | --      | 21  | 79  | --            | 100 | --  | 6             | 86  | 8   | 2432                         |
| 2433                         | Prefabricated wooden buildings and structural members.....   | 100              | --  | --  | --   | --  | -- | 85  | 15  | --  | 100   | --  | --  | 15      | 85  | --  | --            | --  | --  | 30            | 70  | --  | 2433                         |
| 2441                         | Nailed and lock corner wooden boxes and shooks.....  | --               | 39  | 61  | --   | 100 | -- | --  | --  | --  | --    | --  | 100 | 4       | 51  | 45  | --            | 99  | 1   | 6             | 87  | 7   | 2441                         |
| 2442                         | Wirebound boxes and crates.....  | --               | --  | 100 | --   | 52  | 48 | 10  | 72  | 18  | --    | --  | --  | --      | 54  | 46  | --            | 100 | --  | 1             | 99  | --  | 2442                         |
| 2443                         | Veneer and plywood containers, except boxes and crates.....  | --               | --  | --  | --   | 100 | -- | --  | --  | --  | --    | --  | --  | 35      | 50  | 15  | --            | --  | --  | --            | --  | --  | 2443                         |
| 2445                         | Cooperage.....   | --               | --  | --  | --   | --  | -- | 92  | 8   | --  | 100   | --  | --  | --      | 50  | 50  | --            | --  | --  | --            | --  | --  | 2445                         |
| 2499                         | Wood products, n.e.c.....  | 44               | 31  | 25  | 5    | 18  | 77 | 13  | 19  | 68  | 5     | 4   | 91  | 9       | 46  | 45  | --            | --  | 100 | 44            | 44  | 12  | 2499                         |
| 25                           | FURNITURE AND FIXTURES   |                  |     |     |      |     |    |     |     |     |       |     |     |         |     |     |               |     |     |               |     |     | 25                           |
| 2511                         | Wood household furniture, except upholstered.....  | 48               | 50  | 2   | 25   | 73  | 2  | 15  | 81  | 4   | 28    | 69  | 3   | 17      | 74  | 9   | 16            | 75  | 9   | 23            | 66  | 11  | 2511                         |
| 2512                         | Wood household furniture, upholstered.....   | 20               | 76  | 4   | 12   | 81  | 7  | 31  | 69  | --  | 44    | 56  | --  | 5       | 84  | 11  | 14            | 86  | --  | 10            | 49  | 41  | 2512                         |
| 2514                         | Metal household furniture.....   | --               | --  | 100 | --   | --  | -- | --  | --  | --  | --    | --  | --  | --      | --  | 100 | --            | --  | --  | 65            | 35  | --  | 2514                         |
| 2515                         | Mattresses and bedsprings.....   | 100              | --  | --  | 11   | 89  | -- | 35  | 65  | --  | --    | 100 | --  | --      | 27  | 80  | --            | --  | --  | 5             | 92  | 3   | 2515                         |
| 2519                         | Household furniture, n.e.c.....  | --               | 100 | --  | --   | 100 | -- | --  | --  | --  | --    | --  | --  | --      | --  | 100 | 100           | --  | --  | --            | 100 | --  | 2519                         |
| 2521                         | Wood office furniture.....   | 28               | 67  | 5   | 17   | 83  | -- | 19  | 77  | 4   | 24    | 73  | 3   | 23      | 71  | 6   | 15            | 79  | 6   | 7             | 79  | 14  | 2521                         |
| 2522                         | Metal office furniture.....  | --               | --  | --  | 16   | 76  | 8  | --  | 100 | --  | --    | 100 | --  | --      | --  | --  | --            | --  | --  | 31            | 69  | --  | 2522                         |
| 2541                         | Public building and related furniture.....   | 36               | 21  | 44  | 39   | 31  | 30 | 71  | 28  | 1   | 46    | 54  | --  | 50      | 44  | 6   | --            | --  | --  | 32            | 60  | 8   | 2541                         |
| 2542                         | Wood partitions, shelving, lockers, and office and store fixtures.....                               | 74               | 24  | 2   | 25   | 74  | 1  | 29  | 67  | 4   | 78    | 22  | --  | 82      | 18  | --  | 86            | 14  | --  | 44            | 56  | --  | 2542                         |
| 2591                         | Metal partitions, shelving, lockers, and office and store fixtures.....                              | 70               | 30  | --  | 5    | 95  | -- | 100 | --  | --  | --    | --  | --  | 15      | 89  | --  | --            | --  | --  | 24            | 76  | --  | 2591                         |
| 2599                         | Venetian blinds and shades.....  | 100              | --  | --  | --   | --  | -- | --  | --  | --  | --    | --  | --  | --      | --  | --  | --            | --  | --  | 100           | 70  | --  | 2599                         |
| 2599                         | Furniture and fixtures, n.e.c.....   | 65               | 35  | --  | 41   | 53  | 6  | 12  | 88  | --  | 100   | --  | --  | 70      | 30  | --  | --            | --  | --  | 6             | 70  | 24  | 2599                         |
| 34                           | FABRICATED METAL PRODUCTS, EXCEPT ORDNANCE, MACHINERY AND TRANSPORTATION EQUIPMENT                   |                  |     |     |      |     |    |     |     |     |       |     |     |         |     |     |               |     |     |               |     |     | 34                           |
| 342                          | Cutlery, hand tools, and general hardware.....   | 45               | 52  | 3   | --   | --  | -- | 100 | --  | --  | --    | --  | --  | 97      | 3   | --  | --            | 50  | 50  | 100           | --  | --  | 342                          |
| 344                          | Fabricated structural metal products.....  | 31               | 39  | 30  | --   | --  | -- | --  | --  | --  | --    | --  | --  | --      | --  | 100 | --            | --  | --  | --            | --  | 100 | 344                          |
| 35                           | MACHINERY, EXCEPT ELECTRICAL   |                  |     |     |      |     |    |     |     |     |       |     |     |         |     |     |               |     |     |               |     |     | 35                           |
| 3522                         | Farm machinery and equipment.....  | 100              | --  | --  | 100  | --  | -- | 20  | 73  | 7   | 30    | 54  | 16  | 11      | 22  | 67  | --            | --  | --  | 2             | 29  | 69  | 3522                         |
| 353                          | Construction, mining, and materials handling machinery and equipment.....                            | 5                | 86  | 9   | --   | --  | -- | 67  | 33  | --  | 5     | 91  | 4   | 38      | 61  | 1   | --            | --  | --  | 60            | --  | 40  | 353                          |
| 354                          | Metalworking machinery and equipment.....  | 100              | --  | --  | 100  | --  | -- | --  | --  | --  | --    | --  | --  | --      | 100 | --  | --            | --  | --  | --            | --  | --  | 354                          |
| 355                          | Special industrial machinery, except metalworking machinery.....                                     | 22               | 30  | 48  | --   | --  | -- | 40  | 23  | 37  | 70    | 29  | 1   | 45      | 55  | --  | --            | --  | --  | 82            | 18  | --  | 355                          |
| 356                          | General industrial machinery and equipment.....  | 66               | 32  | 2   | 90   | 10  | -- | --  | --  | --  | 37    | 63  | --  | 29      | 71  | --  | --            | --  | --  | 20            | 80  | --  | 356                          |
| 3585                         | Refrigerators and refrigeration machinery, except household and complete air-conditioning units..... | --               | --  | --  | --   | --  | -- | --  | --  | --  | 100   | --  | --  | 78      | 7   | 15  | --            | --  | --  | --            | 100 | --  | 3585                         |
| 36                           | ELECTRICAL MACHINERY, EQUIPMENT, AND SUPPLIES  |                  |     |     |      |     |    |     |     |     |       |     |     |         |     |     |               |     |     |               |     |     | 36                           |
| 3612                         | Power distribution, and specialty transformers.....  | 72               | 28  | --  | --   | --  | -- | --  | --  | --  | --    | --  | --  | --      | --  | --  | --            | --  | --  | --            | --  | --  | 3612                         |
| 3651                         | Radio and television receiving sets, except communication type.....                                  | 50               | 50  | --  | 50   | 50  | -- | --  | --  | --  | --    | --  | --  | 50      | 50  | --  | --            | --  | --  | --            | --  | --  | 3651                         |
| 366                          | Communication equipment.....   | 81               | 19  | --  | --   | --  | -- | 100 | --  | --  | --    | 100 | --  | --      | 2   | --  | --            | --  | --  | --            | 100 | --  | 366                          |

See footnotes at end of table.

(Listed in the following order: 1. Year of Manufacture; 2. Make; 3. Model; 4. Body Style; 5. Color; 6. Engine; 7. Transmission; 8. Drive; 9. Fuel System; 10. Suspension; 11. Brakes; 12. Steering; 13. Safety Features; 14. Other Equipment; 15. Mileage; 16. Condition; 17. Seller's Name; 18. Seller's Address; 19. Seller's Phone Number; 20. Date of Listing; 21. Listing Price; 22. Description of Vehicle; 23. History of Vehicle; 24. Other Information.

| Industry number | Year of Manufacture | Make | Model |      | Body Style | Color | Engine | Transmission | Drive | Fuel System | Suspension | Brakes | Steering | Safety Features | Other Equipment | Mileage | Condition | Seller's Name | Seller's Address | Seller's Phone Number | Date of Listing | Listing Price | Description of Vehicle | History of Vehicle | Other Information |
|-----------------|---------------------|------|-------|------|------------|-------|--------|--------------|-------|-------------|------------|--------|----------|-----------------|-----------------|---------|-----------|---------------|------------------|-----------------------|-----------------|---------------|------------------------|--------------------|-------------------|
|                 |                     |      | Year  | Make |            |       |        |              |       |             |            |        |          |                 |                 |         |           |               |                  |                       |                 |               |                        |                    |                   |
| 37              | 1971                | Ford | Ford  | Ford | 4-cyl      | Blue  | 200    | 4-spd        | 4WD   | Carb        | Ind        | Disc   | Steer    | ABS             | Radio           | 15000   | Good      | John Doe      | 123 Main St      | 555-1234              | 10/15/78        | \$2500        | 1971 Ford Bronco       | None               | None              |
| 38              | 1972                | Ford | Ford  | Ford | 4-cyl      | Blue  | 200    | 4-spd        | 4WD   | Carb        | Ind        | Disc   | Steer    | ABS             | Radio           | 15000   | Good      | John Doe      | 123 Main St      | 555-1234              | 10/15/78        | \$2500        | 1972 Ford Bronco       | None               | None              |
| 39              | 1973                | Ford | Ford  | Ford | 4-cyl      | Blue  | 200    | 4-spd        | 4WD   | Carb        | Ind        | Disc   | Steer    | ABS             | Radio           | 15000   | Good      | John Doe      | 123 Main St      | 555-1234              | 10/15/78        | \$2500        | 1973 Ford Bronco       | None               | None              |
| 40              | 1974                | Ford | Ford  | Ford | 4-cyl      | Blue  | 200    | 4-spd        | 4WD   | Carb        | Ind        | Disc   | Steer    | ABS             | Radio           | 15000   | Good      | John Doe      | 123 Main St      | 555-1234              | 10/15/78        | \$2500        | 1974 Ford Bronco       | None               | None              |
| 41              | 1975                | Ford | Ford  | Ford | 4-cyl      | Blue  | 200    | 4-spd        | 4WD   | Carb        | Ind        | Disc   | Steer    | ABS             | Radio           | 15000   | Good      | John Doe      | 123 Main St      | 555-1234              | 10/15/78        | \$2500        | 1975 Ford Bronco       | None               | None              |
| 42              | 1976                | Ford | Ford  | Ford | 4-cyl      | Blue  | 200    | 4-spd        | 4WD   | Carb        | Ind        | Disc   | Steer    | ABS             | Radio           | 15000   | Good      | John Doe      | 123 Main St      | 555-1234              | 10/15/78        | \$2500        | 1976 Ford Bronco       | None               | None              |
| 43              | 1977                | Ford | Ford  | Ford | 4-cyl      | Blue  | 200    | 4-spd        | 4WD   | Carb        | Ind        | Disc   | Steer    | ABS             | Radio           | 15000   | Good      | John Doe      | 123 Main St      | 555-1234              | 10/15/78        | \$2500        | 1977 Ford Bronco       | None               | None              |
| 44              | 1978                | Ford | Ford  | Ford | 4-cyl      | Blue  | 200    | 4-spd        | 4WD   | Carb        | Ind        | Disc   | Steer    | ABS             | Radio           | 15000   | Good      | John Doe      | 123 Main St      | 555-1234              | 10/15/78        | \$2500        | 1978 Ford Bronco       | None               | None              |
| 45              | 1979                | Ford | Ford  | Ford | 4-cyl      | Blue  | 200    | 4-spd        | 4WD   | Carb        | Ind        | Disc   | Steer    | ABS             | Radio           | 15000   | Good      | John Doe      | 123 Main St      | 555-1234              | 10/15/78        | \$2500        | 1979 Ford Bronco       | None               | None              |
| 46              | 1980                | Ford | Ford  | Ford | 4-cyl      | Blue  | 200    | 4-spd        | 4WD   | Carb        | Ind        | Disc   | Steer    | ABS             | Radio           | 15000   | Good      | John Doe      | 123 Main St      | 555-1234              | 10/15/78        | \$2500        | 1980 Ford Bronco       | None               | None              |
| 47              | 1981                | Ford | Ford  | Ford | 4-cyl      | Blue  | 200    | 4-spd        | 4WD   | Carb        | Ind        | Disc   | Steer    | ABS             | Radio           | 15000   | Good      | John Doe      | 123 Main St      | 555-1234              | 10/15/78        | \$2500        | 1981 Ford Bronco       | None               | None              |
| 48              | 1982                | Ford | Ford  | Ford | 4-cyl      | Blue  | 200    | 4-spd        | 4WD   | Carb        | Ind        | Disc   | Steer    | ABS             | Radio           | 15000   | Good      | John Doe      | 123 Main St      | 555-1234              | 10/15/78        | \$2500        | 1982 Ford Bronco       | None               | None              |
| 49              | 1983                | Ford | Ford  | Ford | 4-cyl      | Blue  | 200    | 4-spd        | 4WD   | Carb        | Ind        | Disc   | Steer    | ABS             | Radio           | 15000   | Good      | John Doe      | 123 Main St      | 555-1234              | 10/15/78        | \$2500        | 1983 Ford Bronco       | None               | None              |
| 50              | 1984                | Ford | Ford  | Ford | 4-cyl      | Blue  | 200    | 4-spd        | 4WD   | Carb        | Ind        | Disc   | Steer    | ABS             | Radio           | 15000   | Good      | John Doe      | 123 Main St      | 555-1234              | 10/15/78        | \$2500        | 1984 Ford Bronco       | None               | None              |
| 51              | 1985                | Ford | Ford  | Ford | 4-cyl      | Blue  | 200    | 4-spd        | 4WD   | Carb        | Ind        | Disc   | Steer    | ABS             | Radio           | 15000   | Good      | John Doe      | 123 Main St      | 555-1234              | 10/15/78        | \$2500        | 1985 Ford Bronco       | None               | None              |
| 52              | 1986                | Ford | Ford  | Ford | 4-cyl      | Blue  | 200    | 4-spd        | 4WD   | Carb        | Ind        | Disc   | Steer    | ABS             | Radio           | 15000   | Good      | John Doe      | 123 Main St      | 555-1234              | 10/15/78        | \$2500        | 1986 Ford Bronco       | None               | None              |
| 53              | 1987                | Ford | Ford  | Ford | 4-cyl      | Blue  | 200    | 4-spd        | 4WD   | Carb        | Ind        | Disc   | Steer    | ABS             | Radio           | 15000   | Good      | John Doe      | 123 Main St      | 555-1234              | 10/15/78        | \$2500        | 1987 Ford Bronco       | None               | None              |
| 54              | 1988                | Ford | Ford  | Ford | 4-cyl      | Blue  | 200    | 4-spd        | 4WD   | Carb        | Ind        | Disc   | Steer    | ABS             | Radio           | 15000   | Good      | John Doe      | 123 Main St      | 555-1234              | 10/15/78        | \$2500        | 1988 Ford Bronco       | None               | None              |
| 55              | 1989                | Ford | Ford  | Ford | 4-cyl      | Blue  | 200    | 4-spd        | 4WD   | Carb        | Ind        | Disc   | Steer    | ABS             | Radio           | 15000   | Good      | John Doe      | 123 Main St      | 555-1234              | 10/15/78        | \$2500        | 1989 Ford Bronco       | None               | None              |
| 56              | 1990                | Ford | Ford  | Ford | 4-cyl      | Blue  | 200    | 4-spd        | 4WD   | Carb        | Ind        | Disc   | Steer    | ABS             | Radio           | 15000   | Good      | John Doe      | 123 Main St      | 555-1234              | 10/15/78        | \$2500        | 1990 Ford Bronco       | None               | None              |
| 57              | 1991                | Ford | Ford  | Ford | 4-cyl      | Blue  | 200    | 4-spd        | 4WD   | Carb        | Ind        | Disc   | Steer    | ABS             | Radio           | 15000   | Good      | John Doe      | 123 Main St      | 555-1234              | 10/15/78        | \$2500        | 1991 Ford Bronco       | None               | None              |
| 58              | 1992                | Ford | Ford  | Ford | 4-cyl      | Blue  | 200    | 4-spd        | 4WD   | Carb        | Ind        | Disc   | Steer    | ABS             | Radio           | 15000   | Good      | John Doe      | 123 Main St      | 555-1234              | 10/15/78        | \$2500        | 1992 Ford Bronco       | None               | None              |
| 59              | 1993                | Ford | Ford  | Ford | 4-cyl      | Blue  | 200    | 4-spd        | 4WD   | Carb        | Ind        | Disc   | Steer    | ABS             | Radio           | 15000   | Good      | John Doe      | 123 Main St      | 555-1234              | 10/15/78        | \$2500        | 1993 Ford Bronco       | None               | None              |
| 60              | 1994                | Ford | Ford  | Ford | 4-cyl      | Blue  | 200    | 4-spd        | 4WD   | Carb        | Ind        | Disc   | Steer    | ABS             | Radio           | 15000   | Good      | John Doe      | 123 Main St      | 555-1234              | 10/15/78        | \$2500        | 1994 Ford Bronco       | None               | None              |
| 61              | 1995                | Ford | Ford  | Ford | 4-cyl      | Blue  | 200    | 4-spd        | 4WD   | Carb        | Ind        | Disc   | Steer    | ABS             | Radio           | 15000   | Good      | John Doe      | 123 Main St      | 555-1234              | 10/15/78        | \$2500        | 1995 Ford Bronco       | None               | None              |

See Schedule of the 1978's



UNITED STATES DEPARTMENT OF COMMERCE  
BUREAU OF ECONOMIC ANALYSIS  
WORLD TRADE YEARBOOK  
1960-1961

| Country        | Imports |        |      |        |         |       |       |          |       |      |        |      | Total |        |         |       |       |          |       |
|----------------|---------|--------|------|--------|---------|-------|-------|----------|-------|------|--------|------|-------|--------|---------|-------|-------|----------|-------|
|                | U.S.    | Canada | U.K. | France | Germany | Italy | Japan | U.S.S.R. | Other | U.S. | Canada | U.K. |       | France | Germany | Italy | Japan | U.S.S.R. | Other |
| Algeria        |         |        |      |        |         |       |       |          |       |      |        |      |       |        |         |       |       |          |       |
| Argentina      |         |        |      |        |         |       |       |          |       |      |        |      |       |        |         |       |       |          |       |
| Australia      |         |        |      |        |         |       |       |          |       |      |        |      |       |        |         |       |       |          |       |
| Austria        |         |        |      |        |         |       |       |          |       |      |        |      |       |        |         |       |       |          |       |
| Belgium        |         |        |      |        |         |       |       |          |       |      |        |      |       |        |         |       |       |          |       |
| Brazil         |         |        |      |        |         |       |       |          |       |      |        |      |       |        |         |       |       |          |       |
| Canada         |         |        |      |        |         |       |       |          |       |      |        |      |       |        |         |       |       |          |       |
| Chile          |         |        |      |        |         |       |       |          |       |      |        |      |       |        |         |       |       |          |       |
| China          |         |        |      |        |         |       |       |          |       |      |        |      |       |        |         |       |       |          |       |
| Colombia       |         |        |      |        |         |       |       |          |       |      |        |      |       |        |         |       |       |          |       |
| Cuba           |         |        |      |        |         |       |       |          |       |      |        |      |       |        |         |       |       |          |       |
| Czechoslovakia |         |        |      |        |         |       |       |          |       |      |        |      |       |        |         |       |       |          |       |
| Denmark        |         |        |      |        |         |       |       |          |       |      |        |      |       |        |         |       |       |          |       |
| France         |         |        |      |        |         |       |       |          |       |      |        |      |       |        |         |       |       |          |       |
| Germany        |         |        |      |        |         |       |       |          |       |      |        |      |       |        |         |       |       |          |       |
| Greece         |         |        |      |        |         |       |       |          |       |      |        |      |       |        |         |       |       |          |       |
| India          |         |        |      |        |         |       |       |          |       |      |        |      |       |        |         |       |       |          |       |
| Indonesia      |         |        |      |        |         |       |       |          |       |      |        |      |       |        |         |       |       |          |       |
| Italy          |         |        |      |        |         |       |       |          |       |      |        |      |       |        |         |       |       |          |       |
| Japan          |         |        |      |        |         |       |       |          |       |      |        |      |       |        |         |       |       |          |       |
| South Korea    |         |        |      |        |         |       |       |          |       |      |        |      |       |        |         |       |       |          |       |
| Madagascar     |         |        |      |        |         |       |       |          |       |      |        |      |       |        |         |       |       |          |       |
| Malaysia       |         |        |      |        |         |       |       |          |       |      |        |      |       |        |         |       |       |          |       |
| Mexico         |         |        |      |        |         |       |       |          |       |      |        |      |       |        |         |       |       |          |       |
| Netherlands    |         |        |      |        |         |       |       |          |       |      |        |      |       |        |         |       |       |          |       |
| New Zealand    |         |        |      |        |         |       |       |          |       |      |        |      |       |        |         |       |       |          |       |
| Norway         |         |        |      |        |         |       |       |          |       |      |        |      |       |        |         |       |       |          |       |
| Philippines    |         |        |      |        |         |       |       |          |       |      |        |      |       |        |         |       |       |          |       |
| Poland         |         |        |      |        |         |       |       |          |       |      |        |      |       |        |         |       |       |          |       |
| Portugal       |         |        |      |        |         |       |       |          |       |      |        |      |       |        |         |       |       |          |       |
| Romania        |         |        |      |        |         |       |       |          |       |      |        |      |       |        |         |       |       |          |       |
| Saudi Arabia   |         |        |      |        |         |       |       |          |       |      |        |      |       |        |         |       |       |          |       |
| Spain          |         |        |      |        |         |       |       |          |       |      |        |      |       |        |         |       |       |          |       |
| Sweden         |         |        |      |        |         |       |       |          |       |      |        |      |       |        |         |       |       |          |       |
| Switzerland    |         |        |      |        |         |       |       |          |       |      |        |      |       |        |         |       |       |          |       |
| Taiwan         |         |        |      |        |         |       |       |          |       |      |        |      |       |        |         |       |       |          |       |
| Tanzania       |         |        |      |        |         |       |       |          |       |      |        |      |       |        |         |       |       |          |       |
| Thailand       |         |        |      |        |         |       |       |          |       |      |        |      |       |        |         |       |       |          |       |
| Turkey         |         |        |      |        |         |       |       |          |       |      |        |      |       |        |         |       |       |          |       |
| U.S.A.         |         |        |      |        |         |       |       |          |       |      |        |      |       |        |         |       |       |          |       |
| U.S.S.R.       |         |        |      |        |         |       |       |          |       |      |        |      |       |        |         |       |       |          |       |
| Yugoslavia     |         |        |      |        |         |       |       |          |       |      |        |      |       |        |         |       |       |          |       |

Imports of goods from the United States and other countries into the United Kingdom, France, Germany, Italy, Japan, and other countries in 1960-1961. The table shows the value of imports in million dollars, and the percentage of total imports from each country. The total value of imports from the United States is \$1,000 million, which is 10% of the total imports. The percentage of total imports from each country is as follows: U.S.A. 10%, Canada 5%, U.K. 15%, France 12%, Germany 18%, Italy 10%, Japan 15%, U.S.S.R. 5%, and Other 20%.

Table 13.--Lumber used in manufactured products, by specified years, 1940-1965

(In million board feet)

| Product  | 1940             | 1948   | 1960   | 1965             |
|--|------------------|--------|--------|------------------|
| Total, all products <sup>1</sup> .....                   | 11,014           | 12,212 | 11,101 | 12,855           |
| Agricultural implements.....                             | 41               | 68     | 25     | 35               |
| Caskets and other morticians' goods.....                 | 154              | 155    | 93     | 126              |
| Containers (except cooperage).....                       | 4,295            | 3,993  | 1,864  | 1,829            |
| Electrical equipment.....                                | 51               | 66     | 70     | 99               |
| Fixtures and partitions.....                             | 74               | 172    | 99     | 110              |
| Flooring.....  | 1,448            | 1,150  | 1,200  | 1,202            |
| Furniture <sup>2</sup> .....                             | 1,260            | 1,948  | 2,261  | 3,103            |
| Handles.....   | 160              | 127    | 177    | 133              |
| Luggage and trunks.....                                  | 9                | 28     | 17     | 5                |
| Machinery, n.e.c. ....                                   | 9                | 27     | 49     | 112              |
| Matches.....   | 74               | 35     | 1      | 1                |
| Millwork.....  | 1,782            | 2,150  | 1,550  | 2,106            |
| Trailer coaches, housing type.....                       | ( <sup>3</sup> ) | 30     | 230    | 378              |
| Musical instruments.....                                 | 27               | 53     | 51     | 59               |
| Pallets.....   | ( <sup>4</sup> ) | 221    | 1,550  | 1,841            |
| Patterns, jigs, models, and flasks.....                  | 91               | 105    | 70     | 69               |
| Pencils and artists' materials.....                      | 29               | 66     | 72     | 34               |
| Prefabricated wood buildings and structural members..... | ( <sup>5</sup> ) | 200    | 810    | 784              |
| Refrigerators and air conditioners.....                  | 34               | 38     | 94     | 115              |
| Ship and boat building and repairing.....                | 88               | 93     | 50     | 47               |
| Shoe and boot findings.....                              | 54               | 57     | 39     | 8                |
| Signs, scenery, and displays.....                        | 17               | 45     | 25     | 17               |
| Sporting and athletic goods.....                         | 36               | 55     | 87     | 71               |
| Textile machinery parts and accessories....              | 39               | 22     | 26     | 40               |
| Toys and games.....                                      | 54               | 54     | 56     | 97               |
| Vehicles, motor.....                                     | 111              | 126    | 54     | 146              |
| Venetian blinds and shades.....                          | 50               | 61     | 32     | 40               |
| All other products.....                                  | 1,027            | 1,067  | 449    | <sup>6</sup> 248 |

<sup>1</sup> Damage not included.

<sup>2</sup> In 1940 and 1948, furniture excluded cabinets for radios, phonographs, and sewing cabinets; included for these years in "All other products."

<sup>3</sup> Included in "Vehicles, motor."

<sup>4</sup> Included in "All other products."

<sup>5</sup> Included in "Millwork."

<sup>6</sup> Includes 55 million board feet of shingles, and 47 million board feet of cooperage.

NOTE.--n.e.c. Not elsewhere classified.

Table 14.--Lumber used in selected manufactured products, by species, 1963, 1965, and 1967

| Species                       | Furniture       |          |                 |          | Millwork        |          |                 |          | Prefabricated wood hullings and structural members |          |                 |          | Jigs, models, patterns, and flasks |          |                 |          |      |       |     |       |
|-------------------------------|-----------------|----------|-----------------|----------|-----------------|----------|-----------------|----------|--|----------|-----------------|----------|------------------------------------|----------|-----------------|----------|------|-------|-----|-------|
|                               | 1963            |          | 1965            |          | 1963            |          | 1965            |          | 1963   |          | 1965            |          | 1963                               |          | 1965            |          |      |       |     |       |
|                               | Million bd. ft. | Per cent | Million bd. ft. | Per cent | Million bd. ft. | Per cent | Million bd. ft. | Per cent | Million bd. ft.                                    | Per cent | Million bd. ft. | Per cent | Million bd. ft.                    | Per cent | Million bd. ft. | Per cent |      |       |     |       |
| Total, all species.....       | 1,743           | 100.0    | 2,261           | 100.0    | 3,133           | 100.0    | 2,120           | 100.0    | 1,950  | 100.0    | 2,431           | 100.0    | 813                                | 100.0    | 781             | 100.0    | 70   | 100.0 | 69  | 100.0 |
| Softwoods.....                | 324             | 18.6     | 362             | 16.0     | 460             | 14.7     | 1,461           | 68.9     | 1,323  | 67.8     | 2,528           | 104.1    | 781                                | 96.1     | 777             | 97.1     | 56   | 80.0  | 53  | 76.5  |
| Ledar.....                    | (NA)            |          | NA              |          | 34              | 1.1      | 5               | .2       | 29   | 1.5      | 40              | 1.6      | (NA)                               |          | 3               | .4       | (NA) |       | (2) | .7    |
| Douglas fir.....              | NA              |          | 63              | 2.8      | 59              | 1.9      | 347             | 16.4     | 234  | 12.0     | 321             | 13.2     | 398                                | 49.0     | 232             | 29.0     | 4    | 6.1   | (2) | .7    |
| Firs (true).....              | NA              |          | NA              |          | 16              | .5       | 16              | .8       | 59   | 2.8      | 159             | 6.1      | 116                                | 14.4     | 33              | 4.2      | (NA) |       | (2) | .2    |
| Hemlock.....                  | NA              |          | 18              | .8       | 28              | .9       | 34              | 1.6      | 78   | 3.6      | 129             | 5.3      | 101                                | 12.5     | 158             | 20.1     | (NA) |       | 1   | 1.3   |
| Pines:                        |                 |          |                 |          |                 |          |                 |          |  |          |                 |          |                                    |          |                 |          |      |       |     |       |
| Eastern white.....            | 45              | 2.6      | 20              | .9       | 59              | 1.9      | 36              | 1.7      | 28   | 1.3      | 38              | 1.5      | (NA)                               |          | 26              | 3.3      | 7    | 10.0  | 11  | 15.4  |
| Ponderosa.....                | 43              | 2.5      | 147             | 6.5      | 96              | 3.1      | 1,135           | 53.5     | 707  | 35.7     | 953             | 39.2     | (NA)                               |          | 2               | .3       | 3    | 4.3   | (2) | .1    |
| Southern yellow.....          | NA              |          | 41              | 1.8      | 104             | 3.3      | 166             | 7.8      | 49   | 2.3      | 31              | 1.3      | (NA)                               |          | 232             | 29.6     | 3    | 4.7   | (2) | .2    |
| Sugar.....                    | NA              |          | NA              |          | 3               | .1       | 67              | 3.1      | 31   | 1.5      | 116             | 4.7      | (NA)                               |          | 1               | .1       | 29   | 40.0  | 39  | 55.0  |
| Western white.....            | (NA)            |          | NA              |          | 5               | .2       | 74              | 3.5      | 48   | 2.3      | 15              | .6       | (NA)                               |          | 1               | .1       | 6    | 8.5   | (2) | .4    |
| Other pine.....               | (NA)            |          | NA              |          | 75              | 2.4      | NA              |          | NA   |          | 112             | 4.5      | (NA)                               |          | 13              | 1.6      | 1    | 1.6   | (2) | .4    |
| Redwood.....                  | 18              | .9       | 27              | 1.2      | 12              | .4       | 56              | 2.6      | 12   | .6       | 22              | 1.0      | (NA)                               |          | 10              | 1.2      | (NA) |       | (2) | .2    |
| Spruce.....                   | 29              | 1.6      | 36              | 1.6      | 149             | 4.8      | NA              |          | NA   |          | 13              | .6       | (NA)                               |          | 16              | 2.0      | 2    | 2.9   | (2) | .2    |
| All other softwoods.....      | NA              |          | 36              | 1.6      | 48              | 1.5      | 36              | 1.7      | 43   | 2.1      | 27              | 1.1      | 176                                | 21.7     | 47              | 5.8      | 1    | 1.5   | 1   | 1.7   |
| Hardwoods.....                | 1,591           | 91.4     | 1,854           | 82.0     | 2,360           | 75.3     | 186             | 8.8      | 293  | 14.9     | 178             | 7.3      | 13                                 | 1.6      | 1               | .1       | 8    | 12.0  | 2   | 2.9   |
| Alder.....                    | 31              | 1.8      | 73              | 3.2      | 65              | 2.1      | (NA)            |          | (NA)   |          | 2               | .1       | (NA)                               |          | (2)             | .3       | (NA) |       | (2) | .2    |
| Ash.....                      | 48              | 2.8      | 79              | 3.5      | 102             | 3.3      | NA              |          | NA   |          | 9               | .4       | (NA)                               |          | (2)             | .3       | (NA) |       | (2) | .2    |
| Basswood.....                 | 14              | .7       | 29              | 1.3      | 25              | .8       | (NA)            |          | (NA)   |          | 2               | .1       | (NA)                               |          | (2)             | .3       | (NA) |       | (2) | .2    |
| Beech.....                    | 57              | 3.3      | 45              | 2.0      | 53              | 1.7      | (NA)            |          | (NA)   |          | 7               | .3       | (NA)                               |          | (2)             | .3       | (NA) |       | (2) | .2    |
| Birch.....                    | 131             | 7.5      | 86              | 3.8      | 143             | 4.6      | 17              | .8       | 22   | 1.1      | 49              | 2.0      | (NA)                               |          | (2)             | .3       | (NA) |       | (2) | .2    |
| Cherry.....                   | 27              | 1.5      | 48              | 2.1      | 24              | .8       | (NA)            |          | (NA)   |          | 1               | .0       | (NA)                               |          | (2)             | .3       | (NA) |       | (2) | .2    |
| Cottonwood.....               | 13              | .7       | 27              | 1.2      | 53              | 1.7      | (NA)            |          | (NA)   |          | 1               | .0       | (NA)                               |          | (2)             | .3       | (NA) |       | (2) | .2    |
| Elm.....                      | 31              | 1.8      | 41              | 1.8      | 93              | 3.0      | (NA)            |          | (NA)   |          | 1               | .0       | (NA)                               |          | (2)             | .3       | (NA) |       | (2) | .2    |
| Magnolia.....                 | 36              | 2.1      | 19              | .8       | 12              | .4       | (NA)            |          | (NA)   |          | 1               | .0       | (NA)                               |          | (2)             | .3       | (NA) |       | (2) | .2    |
| Maple.....                    | 211             | 12.1     | 362             | 16.0     | 533             | 17.0     | (NA)            |          | (NA)   |          | 8               | .4       | (NA)                               |          | (2)             | .3       | (NA) |       | (2) | .2    |
| Oak.....                      | 110             | 6.3      | 314             | 13.9     | 323             | 10.3     | 42              | 2.0      | 65   | 3.1      | 65              | 2.7      | (NA)                               |          | (2)             | .3       | (NA) |       | (2) | .2    |
| Pecan and hickory.....        | 4               | .2       | 41              | 1.8      | 102             | 3.3      | (NA)            |          | (NA)   |          | (2)             | .1       | (NA)                               |          | (2)             | .3       | (NA) |       | (2) | .2    |
| Sweetgum.....                 | 360             | 20.7     | 124             | 5.5      | 56              | 1.8      | (NA)            |          | (NA)   |          | (2)             | .1       | (NA)                               |          | (2)             | .3       | (NA) |       | (2) | .2    |
| Sycamore.....                 | 18              | .9       | 18              | .8       | 28              | .9       | (NA)            |          | (NA)   |          | (2)             | .1       | (NA)                               |          | (2)             | .3       | (NA) |       | (2) | .2    |
| Tupelo (black and water)..... | 32              | 1.8      | 140             | 6.2      | 62              | 2.0      | (NA)            |          | (NA)   |          | 1               | .0       | (NA)                               |          | (2)             | .3       | (NA) |       | (2) | .2    |
| Walnut.....                   | 14              | .7       | 23              | 1.0      | 34              | 1.1      | (NA)            |          | (NA)   |          | 7               | .3       | (NA)                               |          | (2)             | .3       | (NA) |       | (2) | .2    |
| Yellow poplar.....            | 332             | 19.0     | 283             | 12.5     | 447             | 14.4     | 74              | 3.5      | 37   | 1.8      | 11              | .5       | (NA)                               |          | (2)             | .3       | (NA) |       | (2) | .2    |
| All other hardwoods.....      | 30              | 1.7      | 83              | 3.7      | 400             | 12.8     | 53              | 2.5      | 67   | 3.2      | 33              | 1.4      | (NA)                               |          | 4               | .5       | 1    | 1.0   | (2) | .2    |
| Imported woods.....           | 32              | 1.8      | 45              | 2.0      | 43              | 1.4      | 3               | .1       | 29   | 1.4      | 25              | 1.0      | 16                                 | 2.0      | 2               | .3       | 6    | 8.0   | 14  | 21.0  |
| Mahogany.....                 | 31              | 1.8      | 27              | 1.2      | 14              | .4       | (NA)            |          | (NA)   |          | 6               | .2       | (NA)                               |          | (2)             | .3       | 5    | 7.0   | 14  | 19.8  |
| Philippine hardwoods.....     | (NA)            |          | (NA)            |          | 1               | .0       | (NA)            |          | (NA)   |          | 11              | .5       | 11                                 | 1.4      | (NA)            |          | (NA) |       | (2) | .7    |
| All other imported woods..... | 1               | .0       | 18              | .8       | 21              | .7       | (NA)            |          | (NA)   |          | 8               | .3       | 5                                  | .6       | (2)             | .3       | (2)  | .4    | (2) | .5    |

61

1 Includes 125 million board feet of softwood flooring.  
 2 Less than 500,000 board feet.  
 3 Less than .05 percent.  
 4 Includes 58 percent soft maple, 39 percent hard maple, and 3 percent mixed maples.  
 5 Includes 29 percent soft and Oregon maple, 39 percent hard maple, and 32 percent mixed maples.  
 6 Includes 68 percent red oak, 15 percent white oak, and 17 percent mixed oaks.  
 7 Includes 19 percent red oak, 5 percent white oak, and 76 percent mixed oaks.

NOTE: NA - Not available.

Table 15.--Lumber used by manufacturers for materials handling; by species; 1948, 1960, and 1965.

| Species                 | Containers        |              |                   |              |                   |              | Pallets           |              |                   |              |                   |              | Damage, blocking, and bracing |              |                   |              |                   |              |
|-------------------------|-------------------|--------------|-------------------|--------------|-------------------|--------------|-------------------|--------------|-------------------|--------------|-------------------|--------------|-------------------------------|--------------|-------------------|--------------|-------------------|--------------|
|                         | 1948              |              | 1960              |              | 1965              |              | 1948              |              | 1960              |              | 1965              |              | 1948                          |              | 1960              |              | 1965              |              |
|                         | Million<br>bd.ft. | Per-<br>cent | Million<br>bd.ft. | Per-<br>cent | Million<br>bd.ft. | Per-<br>cent | Million<br>bd.ft. | Per-<br>cent | Million<br>bd.ft. | Per-<br>cent | Million<br>bd.ft. | Per-<br>cent | Million<br>bd.ft.             | Per-<br>cent | Million<br>bd.ft. | Per-<br>cent | Million<br>bd.ft. | Per-<br>cent |
| Total, all species..... | 3,493             | 100.0        | 1,864             | 100.0        | 1,829             | 100.0        | 221               | 100.0        | 1,550             | 100.0        | 1,841             | 100.0        | 612                           | 100.0        | 642               | 100.0        | 716               | 100.0        |
| Softwoods.....          | 3,212             | 73.0         | 1,662             | 57.0         | 1,712             | 61.1         | 115               | 51.2         | 530               | 34.2         | 709               | 41.2         | 244                           | 40.0         | 240               | 53.0         | 337               | 47.1         |
| Douglas fir.....        | 124               | 3.2          | 32                | 1.4          | 33                | 1.1          | 19                | 8.5          | 38                | 2.5          | 212               | 11.5         | 37                            | 6.0          | 128               | 20.0         | 83                | 11.6         |
| Firs (true).....        | 162               | 4.1          | 52                | 2.8          | 36                | 2.0          | (NA)              | (NA)         | 42                | 2.7          | 73                | 4.0          | 6                             | 1.0          | 38                | 5.9          | 21                | 2.9          |
| Hemlock.....            | (NA)              | (NA)         | (NA)              | (NA)         | 20                | 1.1          | 13                | 5.8          | (NA)              | (NA)         | 41                | 2.2          | 12                            | 2.0          | 13                | 2.0          | 16                | 2.3          |
| Larch and fir.....      | (NA)              | (NA)         | (NA)              | (NA)         | (1)               | (2)          | (NA)              | (NA)         | (NA)              | (NA)         | 9                 | .5           | --                            | --           | 17                | 2.7          | 3                 | .5           |
| Fine:                   |                   |              |                   |              |                   |              |                   |              |                   |              |                   |              |                               |              |                   |              |                   |              |
| Eastern white.....      | 449               | 11.3         | 93                | 5.0          | 123               | 6.7          | 12                | 5.3          | 71                | 4.6          | 61                | 3.3          | 12                            | 2.0          | 16                | 2.5          | 21                | 3.0          |
| Ponderosa.....          | 376               | 24.4         | 304               | 16.3         | 212               | 11.7         | 7                 | 3.2          | 79                | 5.1          | 38                | 2.0          | 12                            | 2.0          | 11                | 1.7          | 7                 | .9           |
| Southern yellow.....    | 848               | 21.2         | 227               | 12.2         | 193               | 10.5         | 52                | 23.6         | 135               | 8.7          | 165               | 9.0          | 147                           | 24.0         | 76                | 11.8         | 51                | 7.1          |
| Other.....              | (NA)              | (NA)         | (NA)              | (NA)         | 224               | 12.3         | (2)               | .1           | 29                | 1.9          | 38                | 2.0          | 6                             | 1.0          | 12                | 1.9          | 37                | 5.1          |
| Spruce.....             | 201               | 5.0          | 194               | 10.4         | 135               | 7.3          | 7                 | 3.3          | 40                | 2.6          | 48                | 2.6          | 12                            | 2.0          | 22                | 3.4          | 23                | 3.2          |
| All other softwoods.... | 148               | 3.8          | 110               | 5.9          | 136               | 7.4          | 5                 | 2.0          | 36                | 2.3          | 84                | 4.6          | --                            | --           | 7                 | 1.1          | 75                | 10.5         |
| Hardwoods.....          | 1,080             | 27.0         | 802               | 43.0         | 711               | 38.9         | 106               | 48.2         | 1,020             | 65.8         | 1,072             | 58.3         | 368                           | 60.0         | 302               | 47.0         | 379               | 52.9         |
| Aspen.....              | 144               | 3.6          | 28                | 1.5          | 21                | 1.1          | 6                 | 2.9          | 23                | 1.5          | 25                | 1.4          | 6                             | 1.0          | 5                 | 0.8          | 2                 | 0.3          |
| Birch, beech, and maple | (NA)              | (NA)         | (NA)              | (NA)         | 1                 | (2)          | 20                | 8.9          | 87                | 5.6          | 8                 | .5           | 86                            | 14.0         | 8                 | 1.3          | --                | --           |
| Cottonwood.....         | 117               | 2.9          | 106               | 5.7          | 73                | 4.0          | 1                 | .3           | 20                | 1.3          | 6                 | .3           | 37                            | 6.0          | 6                 | .9           | 25                | 3.5          |
| Elm.....                | (NA)              | (NA)         | (NA)              | (NA)         | 11                | .6           | 2                 | .9           | 47                | 3.0          | 19                | 1.1          | (NA)                          | (NA)         | (NA)              | (NA)         | 3                 | .4           |
| Gum.....                | 538               | 13.5         | 284               | 15.2         | 148               | 8.1          | 25                | 11.5         | 81                | 5.2          | 44                | 2.4          | 31                            | 5.0          | 8                 | 1.2          | 4                 | .6           |
| Hickory and pecan.....  | (NA)              | (NA)         | (NA)              | (NA)         | 9                 | .5           | (1)               | .1           | 96                | 6.2          | 11                | .6           | (NA)                          | (NA)         | (NA)              | (NA)         | (1)               | (2)          |
| Oak.....                | 57                | 1.4          | 119               | 6.4          | 79                | 4.3          | 44                | 19.7         | 318               | 20.5         | 170               | 9.2          | 196                           | 32.0         | 95                | 14.8         | 82                | 11.4         |
| Yellow poplar.....      | 98                | 2.5          | 50                | 2.7          | 29                | 1.7          | 7                 | 3.3          | 26                | 1.7          | 17                | .9           | 6                             | 1.0          | 24                | 3.7          | 5                 | .7           |
| All other hardwoods.... | 126               | 3.1          | 215               | 11.5         | 340               | 18.6         | 1                 | .6           | 322               | 20.8         | 772               | 41.9         | 6                             | 1.0          | 156               | 24.3         | 258               | 36.0         |

<sup>1</sup> Less than 500,000 board feet.

<sup>2</sup> Less than .05 percent.

NOTE: NA - Not available.

Table 16.—Sector used in selected manufacturing industries for construction, fixtures, dies, models, patterns, and flasks, and drawings, 1964 and 1967

(In thousand barrel feet)

| Industry<br>number <sup>1</sup> | Industry   | Quantity  |           | Value     |           | Days & weeks,<br>patterns, and<br>flasks |        | Patterns,<br>fixtures, and<br>flasks |         | Factory<br>employment <sup>2</sup> |
|---------------------------------|--|-----------|-----------|-----------|-----------|--|--------|--------------------------------------|---------|------------------------------------|
|                                 |  | 1967      | 1964      | 1967      | 1964      | 1967                                     | 1964   | 1967                                 | 1964    |                                    |
|                                 | <b>TOTAL</b>   | 1,260,516 | 1,232,000 | 1,255,115 | 1,241,198 | 77,963                                   | 77,113 | 661,462                              | 727,772 |                                    |
| 2183                            | Canned fruits and vegetables, preserves, jams, and<br>jellies                                | NA        | NA        | NA        | NA        | NA                                       | NA     | NA                                   | NA      | 2,381                              |
| 2184                            | Flavoring, perfumed and blended liquors  | NA        | NA        | NA        | NA        | NA                                       | NA     | NA                                   | NA      | 1,000                              |
| 2185                            | Electric wiring and wiring   | NA        | NA        | NA        | NA        | NA                                       | NA     | NA                                   | NA      | 2,141                              |
| 2186                            | Thread mill  | NA        | NA        | NA        | NA        | NA                                       | NA     | NA                                   | NA      | 1,294                              |
|                                 | <b>FOODS AND FEEDS PRODUCTS, EXCEPT FISH AND FISHERY</b>                                     |           |           |           |           |  |        |                                      |         |                                    |
| 2187                            | Cheese and creamery milk, general  | NA        | NA        | NA        | NA        | NA                                       | NA     | NA                                   | NA      | 2,627                              |
| 2188                            | Ice cream, almond and chocolate  | NA        | NA        | NA        | NA        | NA                                       | NA     | NA                                   | NA      | 2,627                              |
| 2189                            | Specialty products, confectionery  | NA        | NA        | NA        | NA        | NA                                       | NA     | NA                                   | NA      | 2,627                              |
| 2190                            | Milk, work product   | NA        | NA        | NA        | NA        | NA                                       | NA     | NA                                   | NA      | 2,627                              |
| 2191                            | Wheat and processed products   | NA        | NA        | NA        | NA        | NA                                       | NA     | NA                                   | NA      | 2,627                              |
| 2192                            | Unfabricated wooden buildings and structural members   | NA        | NA        | NA        | NA        | NA                                       | NA     | NA                                   | NA      | 2,627                              |
| 2193                            | Mill and saw work, other wooden structures and sheds   | NA        | NA        | NA        | NA        | NA                                       | NA     | NA                                   | NA      | 2,627                              |
| 2194                            | Miscellaneous wood and crates  | NA        | NA        | NA        | NA        | NA                                       | NA     | NA                                   | NA      | 2,627                              |
| 2195                            | Wheat and processed products, except flour and bran  | NA        | NA        | NA        | NA        | NA                                       | NA     | NA                                   | NA      | 2,627                              |
| 2196                            | Spring   | NA        | NA        | NA        | NA        | NA                                       | NA     | NA                                   | NA      | 2,627                              |
| 2197                            | Wood products, other   | NA        | NA        | NA        | NA        | NA                                       | NA     | NA                                   | NA      | 2,627                              |
|                                 | <b>FURNITURE AND FIXTURES</b>  |           |           |           |           |  |        |                                      |         |                                    |
| 2198                            | Wood household furniture, except upholstered   | NA        | NA        | NA        | NA        | NA                                       | NA     | NA                                   | NA      | 2,627                              |
| 2199                            | Wood household furniture, upholstered  | NA        | NA        | NA        | NA        | NA                                       | NA     | NA                                   | NA      | 2,627                              |
| 2200                            | Metal household furniture  | NA        | NA        | NA        | NA        | NA                                       | NA     | NA                                   | NA      | 2,627                              |
| 2201                            | Mattresses and springs   | NA        | NA        | NA        | NA        | NA                                       | NA     | NA                                   | NA      | 2,627                              |
| 2202                            | Household furniture, other   | NA        | NA        | NA        | NA        | NA                                       | NA     | NA                                   | NA      | 2,627                              |
| 2203                            | Wood office furniture  | NA        | NA        | NA        | NA        | NA                                       | NA     | NA                                   | NA      | 2,627                              |
| 2204                            | Metal office furniture   | NA        | NA        | NA        | NA        | NA                                       | NA     | NA                                   | NA      | 2,627                              |
| 2205                            | Office equipment, other  | NA        | NA        | NA        | NA        | NA                                       | NA     | NA                                   | NA      | 2,627                              |
| 2206                            | Fixtures   | NA        | NA        | NA        | NA        | NA                                       | NA     | NA                                   | NA      | 2,627                              |
| 2207                            | General fixtures and fixtures  | NA        | NA        | NA        | NA        | NA                                       | NA     | NA                                   | NA      | 2,627                              |
| 2208                            | Furniture and fixtures, other  | NA        | NA        | NA        | NA        | NA                                       | NA     | NA                                   | NA      | 2,627                              |
|                                 | <b>PAPER AND ALLIED PRODUCTS</b>   |           |           |           |           |  |        |                                      |         |                                    |
| 2209                            | Super mill, except building paper and<br>upboard mill  | NA        | NA        | NA        | NA        | NA                                       | NA     | NA                                   | NA      | 2,627                              |
| 2210                            | Super coating and finishing  | NA        | NA        | NA        | NA        | NA                                       | NA     | NA                                   | NA      | 2,627                              |
| 2211                            | Building paper and building board mill   | NA        | NA        | NA        | NA        | NA                                       | NA     | NA                                   | NA      | 2,627                              |
|                                 | <b>LEATHER AND LEATHER PRODUCTS</b>  |           |           |           |           |  |        |                                      |         |                                    |
| 2212                            | Leather and leather goods, except finishing  | NA        | NA        | NA        | NA        | NA                                       | NA     | NA                                   | NA      | 2,627                              |
| 2213                            | Luggage  | NA        | NA        | NA        | NA        | NA                                       | NA     | NA                                   | NA      | 2,627                              |
|                                 | <b>TEXTILE, LAY, AND GLASS PRODUCTS</b>  |           |           |           |           |  |        |                                      |         |                                    |
| 2214                            | Rayon  | NA        | NA        | NA        | NA        | NA                                       | NA     | NA                                   | NA      | 2,627                              |
| 2215                            | Wool and woolen goods  | NA        | NA        | NA        | NA        | NA                                       | NA     | NA                                   | NA      | 2,627                              |
| 2216                            | Cotton and cotton goods  | NA        | NA        | NA        | NA        | NA                                       | NA     | NA                                   | NA      | 2,627                              |
| 2217                            | Other textile and glass products   | NA        | NA        | NA        | NA        | NA                                       | NA     | NA                                   | NA      | 2,627                              |
|                                 | <b>PRIMARY METALS INDUSTRIES</b>   |           |           |           |           |  |        |                                      |         |                                    |
| 2218                            | Foundry, except iron and steel, and<br>refining mill   | NA        | NA        | NA        | NA        | NA                                       | NA     | NA                                   | NA      | 2,627                              |
| 2219                            | Refining mill  | NA        | NA        | NA        | NA        | NA                                       | NA     | NA                                   | NA      | 2,627                              |
| 2220                            | Iron and steel, primary  | NA        | NA        | NA        | NA        | NA                                       | NA     | NA                                   | NA      | 2,627                              |
| 2221                            | Primary metal, other   | NA        | NA        | NA        | NA        | NA                                       | NA     | NA                                   | NA      | 2,627                              |
|                                 | <b>FABRIC AND METAL PRODUCTS, EXCEPT FURNITURE AND<br/>HOUSEHOLD EQUIPMENT</b>               |           |           |           |           |  |        |                                      |         |                                    |
| 2222                            | Rubber, plastic, and synthetic hardware  | NA        | NA        | NA        | NA        | NA                                       | NA     | NA                                   | NA      | 2,627                              |
| 2223                            | Printing apparatus, except color plates and printing   | NA        | NA        | NA        | NA        | NA                                       | NA     | NA                                   | NA      | 2,627                              |
| 2224                            | Fixtures   | NA        | NA        | NA        | NA        | NA                                       | NA     | NA                                   | NA      | 2,627                              |
| 2225                            | Unfabricated structural metal products   | NA        | NA        | NA        | NA        | NA                                       | NA     | NA                                   | NA      | 2,627                              |
| 2226                            | Metal stamping   | NA        | NA        | NA        | NA        | NA                                       | NA     | NA                                   | NA      | 2,627                              |
| 2227                            | Miscellaneous metal and wire products  | NA        | NA        | NA        | NA        | NA                                       | NA     | NA                                   | NA      | 2,627                              |
|                                 | <b>MACHINERY, EXCEPT ELECTRICAL</b>  |           |           |           |           |  |        |                                      |         |                                    |
| 2228                            | Farm machinery and equipment   | NA        | NA        | NA        | NA        | NA                                       | NA     | NA                                   | NA      | 2,627                              |
| 2229                            | Construction, mining, and material handling machinery<br>and equipment                       | NA        | NA        | NA        | NA        | NA                                       | NA     | NA                                   | NA      | 2,627                              |
| 2230                            | Metal cutting machinery and equipment  | NA        | NA        | NA        | NA        | NA                                       | NA     | NA                                   | NA      | 2,627                              |
| 2231                            | Printing machinery and equipment   | NA        | NA        | NA        | NA        | NA                                       | NA     | NA                                   | NA      | 2,627                              |
| 2232                            | General industrial machinery and equipment   | NA        | NA        | NA        | NA        | NA                                       | NA     | NA                                   | NA      | 2,627                              |
| 2233                            | Refrigeration and refrigeration machinery, except<br>household and electric air-conditioning | NA        | NA        | NA        | NA        | NA                                       | NA     | NA                                   | NA      | 2,627                              |
| 2234                            | Miscellaneous machinery, except electrical   | NA        | NA        | NA        | NA        | NA                                       | NA     | NA                                   | NA      | 2,627                              |

See text for details of codes.

Table 16.—Inches used in selected manufacturing industries for containers, pallets, jigs, models, patterns, and flasks, and damage, 1960 and 1965 survey\* (In thousand board feet)

| Industry number <sup>b</sup> | Industry   | Containers |       | Pallets |       | Jigs, models, patterns, and flasks |      | Damage, blocking, and bracing |       | Industry total <sup>c</sup> |
|------------------------------|--|------------|-------|---------|-------|------------------------------------|------|-------------------------------|-------|-----------------------------|
|                              |  | 1960       | 1965  | 1960    | 1965  | 1960                               | 1965 | 1960                          | 1965  |                             |
| 36                           | <b>ELECTRICAL MACHINERY, EQUIPMENT, AND SUPPLIES</b>   |            |       |         |       |                                    |      |                               |       | B                           |
| 3612                         | Power distribution, and specialty transformers.....  | NA         | 1,179 | 1,021   | 8,117 | 80                                 | 1,09 | 1,501                         | 1,501 | 3,612                       |
| 3613                         | Switchgear and switchboard apparatus.....  | NA         | NA    | NA      | NA    | NA                                 | NA   | NA                            | NA    | NA                          |
| 362                          | Electrical industrial apparatus.....   | NA         | NA    | NA      | NA    | NA                                 | NA   | NA                            | NA    | NA                          |
| 3633                         | Household industry equipment.....  | NA         | NA    | NA      | NA    | NA                                 | NA   | NA                            | NA    | NA                          |
| 3636                         | Sewing machines.....   | NA         | NA    | NA      | NA    | NA                                 | NA   | NA                            | NA    | NA                          |
| 3651                         | Radio and television receiving sets, except communication types.....                           | NA         | NA    | NA      | NA    | NA                                 | NA   | NA                            | NA    | NA                          |
| 368                          | Communication equipment.....   | NA         | NA    | NA      | NA    | NA                                 | NA   | NA                            | NA    | NA                          |
| 37                           | <b>TRANSPORTATION EQUIPMENT</b>  |            |       |         |       |                                    |      |                               |       | F                           |
| 3713                         | Truck, bus, and other vehicle (except passenger air) bodies.....                               | NA         | NA    | NA      | NA    | NA                                 | NA   | NA                            | NA    | NA                          |
| 3715                         | Truck trailers.....  | NA         | NA    | NA      | NA    | NA                                 | NA   | NA                            | NA    | NA                          |
| 372                          | Motor vehicles and parts.....  | NA         | NA    | NA      | NA    | NA                                 | NA   | NA                            | NA    | NA                          |
| 373                          | Aircraft and parts.....  | NA         | NA    | NA      | NA    | NA                                 | NA   | NA                            | NA    | NA                          |
| 374                          | Ship and boat building and repairing.....  | NA         | NA    | NA      | NA    | NA                                 | NA   | NA                            | NA    | NA                          |
| 3752                         | Railroad and street cars.....  | NA         | NA    | NA      | NA    | NA                                 | NA   | NA                            | NA    | NA                          |
| 3791                         | Trailer coaches, housing type.....   | NA         | NA    | NA      | NA    | NA                                 | NA   | NA                            | NA    | NA                          |
| 38                           | <b>NONMETALLIC MINERAL PRODUCTS INDUSTRIES</b>   |            |       |         |       |                                    |      |                               |       |                             |
| 381                          | Mineral instruments and parts.....   | NA         | NA    | NA      | NA    | NA                                 | NA   | NA                            | NA    | NA                          |
| 382                          | Tubes and pipes, except boiler and firebrick, with ends, spouting and athletic goods, etc..... | NA         | NA    | NA      | NA    | NA                                 | NA   | NA                            | NA    | NA                          |
| 383                          | Lead pencils, crayons, and artificial materials.....   | NA         | NA    | NA      | NA    | NA                                 | NA   | NA                            | NA    | NA                          |
| 384                          | Bricks and tiles.....  | NA         | NA    | NA      | NA    | NA                                 | NA   | NA                            | NA    | NA                          |
| 385                          | Roofs.....   | NA         | NA    | NA      | NA    | NA                                 | NA   | NA                            | NA    | NA                          |
| 388                          | Multi-finish glass.....  | NA         | NA    | NA      | NA    | NA                                 | NA   | NA                            | NA    | NA                          |
| 389                          | Signs and advertising displays.....  | NA         | NA    | NA      | NA    | NA                                 | NA   | NA                            | NA    | NA                          |

<sup>a</sup> The 1960 study included 4% of the 433 four-digit industries in the manufacturing segment of the economy as designated by the Standard Industrial Classification Manual, Bureau of the Budget. The 1965 study included 12 heavy manufacturing industries that were not included in the 1960 study.

<sup>b</sup> Two-digit numbers identify Major Groups of the Standard Industrial Classification. Three-digit numbers are industry subgroups of Major Groups. Four-digit numbers identify individual industries. Three-digit numbers followed by one dash (e.g., 3612-1) indicate that more than one three-digit industry in this subgroup are listed separately. Two-digit numbers followed by two dashes (e.g., 3612-1-1) indicate that a group of three-digit industries subgroups and/or a group of four-digit industries (not elsewhere listed) have been omitted.

<sup>c</sup> Totals for 1960 are for all industries included that were identified by the 1960 study and for those identified by the 1965 study that were included in the 1960 study.

<sup>d</sup> From the 1960, NA (Not Available).

Standard Industrial Classification Manual, Bureau of the Budget, Washington, D.C., 1962.

Table 17.--Bolts used in selected manufacturing industries in products made for sale, 1965

(In thousand board feet, lumber equivalent)

| Industry number <sup>1/</sup> | Industry  | Industry total | Products made for sale |
|-------------------------------|---|----------------|------------------------|
|                               | TOTAL-----  | 1,192,309      | 1,192,309              |
| 2421                          | Sawmills and planing mills-----                     | **26,710       | **26,710               |
| 2426                          | Hardwood dimension and flooring mills-----          | *153,384       | *153,384               |
| 2429                          | Special product sawmills-----                       | 463,759        | 463,759                |
| 2431                          | Millwork plants-----                                | **2,573        | **2,573                |
| 2432                          | Veneer and plywood plants-----                      | *17,137        | *17,137                |
| 2433                          | Prefabricated wooden buildings & structural members | **5,349        | **5,349                |
| 2441                          | Nailed and lock corner wooden boxes and shooks----- | *19,646        | *19,646                |
| 2442                          | Wirebound boxes and crates-----                     | *10,416        | *10,416                |
| 2443                          | Veneer & plywood containers, except boxes & crates  | *10,006        | *10,006                |
| 2445                          | Cooperage-----                                      | 115,241        | 115,241                |
| 2499                          | Wood products, n.e.c.-----                          | *256,017       | *256,017               |
| 2711                          | Wood household furniture, except upholstered-----   | *11,287        | *11,287                |
| 2512                          | Wood household furniture, upholstered-----          | **764          | **764                  |
| 2541                          | Metal household furniture-----                      | **2,323        | **2,323                |
| 25--                          | All other furniture and fixtures industries-----    | **304          | **304                  |
| 2611                          | Building paper and building board mills-----        | **67,240       | **67,240               |
| 3949                          | Sporting and athletic goods, n.e.c.-----            | *21,681        | *21,681                |
| 3983                          | Matches-----  | **4,937        | **4,937                |
|                               | All other industries-----                           | **3,035        | **3,035                |

Standard Notes: n.e.c. - Not elsewhere classified.

<sup>1/</sup> Two-digit numbers identify Major Groups of the Standard Industrial Classification (SIC); three-digit numbers are industry subgroups of the Major Groups; four digit numbers identify individual SIC industries. Three-digit numbers followed by one dash (e.g., 331-) indicate that one or more four-digit industries in this subgroup are listed separately. Two-digit numbers followed by two dashes (e.g., 26--) indicate that a group of three-digit industry subgroups and/or a group of four-digit industries (not elsewhere listed) have been combined.

NOTE ON SAMPLING VARIATIONS: (a) Unstarred figures have a standard error of estimate of 15 percent or less; (b) the one-starred figures have a standard error of estimate between 16 percent and 30 percent; (c) the two-starred figures have a standard error of estimate of over 30 percent.

Table 18.--Bolts used in selected manufacturing industries by species, 1979  
(In thousand board feet, lumber equivalent)

| Industry number | Industry  | Total all species | Total softwoods | Total hardwoods | Native softwoods |             |               |          |                         |
|-----------------|---|-------------------|-----------------|-----------------|------------------|-------------|---------------|----------|-------------------------|
|                 |   |                   |                 |                 | Cedar            |             |               | Pine     | Other & mixed softwoods |
|                 |   |                   |                 |                 | Eastern white    | Western red | Other & mixed |          |                         |
| TOTAL           | -----   | 1,132,389         | 385,132         | 747,257         | **13,411         | 292,234     | **6,343       | *57,552  | *15,612                 |
| 24              | LUMBER AND WOOD PRODUCTS, EXCEPT FURNITURE  |                   |                 |                 |                  |             |               |          |                         |
| 242             | Sawmills & planing mills, except special product mills  | *123,534          | **351           | *123,183        | **351            | --          | --            | --       | --                      |
| 2427            | Special product sawmills  | 405,759           | 204,456         | *199,159        | --               | 200,113     | --            | **34,457 | --                      |
| 243             | Millwork, veneer, plywood, & pre-fabricated structural wood products  | *229,559          | **1,111         | *16,243         | **3,505          | **2,114     | --            | **1,551  | **1,551                 |
| 2441            | Nailed & lock corner wooden boxes & chock   | *19,000           | *1,011          | *17,330         | --               | --          | --            | *1,002   | **2,002                 |
| 2442            | Wirebound boxes & crates  | *11,410           | *5,025          | *6,385          | --               | --          | --            | --       | *5,625                  |
| 2443            | Veneer & plywood containers, except boxes & crates  | *17,227           | **37            | *17,190         | --               | --          | --            | --       | **37                    |
| 2445            | Cooperage   | 113,741           | *4,950          | 118,691         | --               | --          | --            | *4,150   | **300                   |
| 2499            | Wood products, n.e.c.   | *29,127           | **33,043        | *170,724        | **4,405          | 3           | **1,381       | **3,477  | **4,975                 |
| 25              | FURNITURE AND FIXTURES  | *14,100           | **136           | *14,236         | --               | --          | --            | **136    | --                      |
| 30              | PAPER AND ALLIED PRODUCTS   |                   |                 |                 |                  |             |               |          |                         |
| 3011            | Building paper & building board mills   | **17,240          | **1,132         | *11,103         | --               | --          | --            | **6,130  | --                      |
| 33              | PRIMARY METAL INDUSTRIES  |                   |                 |                 |                  |             |               |          |                         |
| 3321            | Gray-iron foundries   | 3                 | --              | 3               | --               | --          | --            | --       | --                      |
| 34              | FABRICATED METAL PRODUCTS, EXCEPT ORDNANCE, MACHINERY, & TRANSPORTATION EQUIPMENT   |                   |                 |                 |                  |             |               |          |                         |
| 34--            | Includes SIC's 3421-Cutlery; 3432-Plumbing fixtures, fittings, & trim (brass specie)  | **354             | --              | **354           | --               | --          | --            | --       | --                      |
| 35              | MACHINERY, EXCEPT ELECTRICAL  |                   |                 |                 |                  |             |               |          |                         |
| 35--            | Includes SIC's 3500-Farm machinery & equipment; 3531-Construction machinery & equipment; 3536-Hoists, industrial cranes, & monorail systems; & 3552-Textile machinery | **423             | **137           | *430            | --               | --          | --            | 3/       | **39                    |
| 37              | TRANSPORTATION EQUIPMENT  |                   |                 |                 |                  |             |               |          |                         |
| 3791            | Trailer coaches, housing type   | *433              | *433            | --              | --               | --          | --            | --       | *433                    |
| 39              | MISCELLANEOUS MANUFACTURING INDUSTRIES  |                   |                 |                 |                  |             |               |          |                         |
| 3949            | Sporting & athletic goods, n.e.c.   | *21,481           | --              | *21,481         | --               | --          | --            | --       | --                      |
| 39--            | Includes SIC's 3311-Musical instruments & parts; 3952-Lead pencils & artists' materials; 3983-Matches; 3981-Morticians' goods, & 3993-Signs & advertising goods       | **6,032           | 792             | **5,240         | --               | --          | *62           | 3        | 19                      |

See footnotes at end of table.



Table 10. -- Sales used in selected manufacturing industries by species, 1981<sup>1</sup> - Continued  
(In thousands of net board-feet equivalent)

| Industry/<br>number <sup>2</sup> | Industry  | Hardwoods |      |     |                      |       |       |                  |                  |   |
|----------------------------------|---|-----------|------|-----|----------------------|-------|-------|------------------|------------------|---|
|                                  |   | Astr      | Cinn | Sas | Sycam<br>and<br>Frax | Vavle | Oak   |                  | Yellow<br>poplar | Other &<br>mixed<br>hardwoods <sup>3/</sup> |
|                                  |   |           |      |     |                      |       | White | Other &<br>mixed |                  |   |
| TOTAL                            | -----   | 111       | 111  | 111 | 111                  | 111   | 111   | 111              | 111              | 111   |
| 20                               | LUMBER AND WOOD PRODUCTS, EXCEPT FURNITURE  |           |      |     |                      |       |       |                  |                  |   |
| 200                              | Sawmill & planing mills, except special   |           | **1  | **1 | **1                  | **1   | **1   | **1              | **1              | **1   |
| 201                              | Special product mills   | --        | --   | --  | --                   | --    | **2   | **2              | **2              | **2   |
| 202                              | Millwork, veneer, plywood, & prefab-  |           |      |     |                      |       |       |                  |                  |   |
|                                  | ricated structural wood (SPL) to  | --        | **1  | **1 | --                   | **1   | **1   | **1              | **1              | **1   |
| 204                              | Nailed & bolted lumber, boxes & crates  | --        | **1  | **1 | --                   | --    | --    | --               | --               | **1   |
| 205                              | Wire-rope boxes & crates  | --        | --   | --  | --                   | --    | --    | --               | --               | --  |
| 206                              | Veneer & plywood, containers, export  |           |      |     |                      |       |       |                  |                  |   |
|                                  | boxes & crates  | **4       | --   | **1 | **1                  | **1   | --    | --               | --               | **1   |
| 208                              | Composite   |           |      |     |                      |       |       |                  |                  |   |
| 209                              | Wood products, other  | **2       | **1  | **1 | **1                  | **1   | **1   | **1              | **1              | **1   |
| 21                               | FURNITURE AND FIXTURES  | **1       | **1  | **1 | --                   | **1   | **1   | **1              | **1              | **1   |
| 22                               | PAPER AND ALLIED PRODUCTS   |           |      |     |                      |       |       |                  |                  |   |
| 221                              | Pulp and paper, including waste mills   | --        | --   | --  | --                   | --    | --    | --               | --               | **1   |
| 23                               | BRICK, CLAY, AND STONE  |           |      |     |                      |       |       |                  |                  |   |
| 24                               | GLASS AND GLASS PRODUCTS  |           |      |     |                      |       |       |                  |                  |   |
| 25                               | NONMETALIC MINERAL PRODUCTS, EXCEPT CERAMIC,<br>MACHINERY, & TRANSPORTATION EQUIPMENT   |           |      |     |                      |       |       |                  |                  |   |
| 251                              | Includes SIC 2511-2519 except SIC 2511 and<br>fixtures, fittings, & trim (see 2512)   | --        | --   | --  | --                   | --    | --    | **1              | --               | **1   |
| 26                               | MACHINERY, EXCEPT ELECTRICAL  |           |      |     |                      |       |       |                  |                  |   |
| 261                              | Includes SIC 2611-2619 except SIC 2611 and<br>equipment; SIC 2621-2629, industrial machinery,<br>material systems, & 2631-2639, textile machinery   | --        | --   | --  | --                   | --    | --    | --               | 3                | **1   |
| 27                               | TRANSPORTATION EQUIPMENT  |           |      |     |                      |       |       |                  |                  |   |
| 271                              | Trailer, motor, towing type   | --        | --   | --  | --                   | --    | --    | --               | --               | --  |
| 28                               | MISCELLANEOUS MANUFACTURING INDUSTRIES  |           |      |     |                      |       |       |                  |                  |   |
| 281                              | Sporting & athletic goods, except   | **1       | --   | --  | **1                  | --    | --    | --               | --               | **1   |
| 282                              | Includes SIC 2811-2819, except SIC 2811 and<br>articles, 2821-2829, lead pencils & articles,<br>celluloid, 2831-2839, 2841-2849, 2851-2859, 2861-2869,<br>goods, & 2871-2879, advertising goods | --        | --   | --  | --                   | **1   | --    | --               | --               | **1   |

Standard Notes: 1/ Not elsewhere classified.

2/ Detailed figures may not add to the totals because of omission of quantities less than 500 board feet.

3/ Two-digit numbers identify Major Groups of the Standard Industrial Classification (SIC); three-digit numbers are industry subgroups of Major Groups; four-digit numbers identify individual SIC industries. Three-digit numbers followed by one dash (e.g., 34-) indicate that one or more four-digit industries in this subgroup are listed separately. Two-digit numbers followed by two dashes (e.g., 20-) indicate that a group of three-digit industry subgroups and/or a group of four-digit industries (not elsewhere listed) have been combined.

4/ Less than 50,000 board feet.

5/ Includes 101,000 board feet of imported wool.

NOTE ON SAMPLING VARIATIONS: (1) Unstarred figures have a standard error of estimate of 10 percent or less; (2) one-starred figures have a standard error of estimate between 10 percent and 30 percent; (3) two-starred figures have a standard error of estimate of over 30 percent.

Table 19.-- Veneer used in selected manufacturing industries in products made for sale, for own use, and for dunnage, 1967  
(in thousand square feet)

| Industry<br>number | Industry   | Industry total     |                      | Products made<br>for sale |                      | Products made for own use and dunnage |                      |                    |                      |                    |                      |                                    |                      |                    |                      |
|--------------------|--|--------------------|----------------------|---------------------------|----------------------|---------------------------------------|----------------------|--------------------|----------------------|--------------------|----------------------|------------------------------------|----------------------|--------------------|----------------------|
|                    |  | Surface<br>measure | 3'-<br>inch<br>basis | Surface<br>measure        | 3'-<br>inch<br>basis | Total for own<br>use and dunnage      |                      | Pallets            |                      | Containers         |                      | Jigs, models,<br>patterns & flanks |                      | Dunnage            |                      |
|                    |  |                    |                      |                           |                      | Surface<br>measure                    | 3'-<br>inch<br>basis | Surface<br>measure | 3'-<br>inch<br>basis | Surface<br>measure | 3'-<br>inch<br>basis | Surface<br>measure                 | 3'-<br>inch<br>basis | Surface<br>measure | 3'-<br>inch<br>basis |
|                    | TOTAL  | 4,211,477          | 87,574               | 4,237,658                 | 87,574               | 14,437                                | 1,772                | 41,251             | 4,113                | 4,774              | 2,122                | 22,224                             | 2,113                | 43,754             | 4,312                |
| 4                  | LUMBER & WOOD PRODUCTS, EXCEPT FURNITURE   |                    |                      |                           |                      |                                       |                      |                    |                      |                    |                      |                                    |                      |                    |                      |
| 400                | Sawmills & planing mills   | 423,122            | 11,111               | 423,122                   | 11,111               |                                       |                      |                    |                      |                    |                      |                                    |                      |                    |                      |
| 401                | Mills, saw plants, veneer & plywood plants   | 3,788,355          | 76,463               | 3,788,355                 | 76,463               |                                       |                      |                    |                      |                    |                      |                                    |                      |                    |                      |
| 402                | Wooden chairs  | 1,111,111          | 22,222               | 1,111,111                 | 22,222               | 22,222                                | 1,111                |                    |                      |                    |                      |                                    |                      |                    |                      |
| 403                | Includes 317's 341-Prefabricated wooden buildings & structural members & other wood products, except   | 1,111,111          | 22,222               | 1,111,111                 | 22,222               | 22,222                                | 1,111                |                    |                      |                    |                      |                                    |                      |                    |                      |
| 4                  | FURNITURE AND FIXTURES   |                    |                      |                           |                      |                                       |                      |                    |                      |                    |                      |                                    |                      |                    |                      |
| 404                | Wood household furniture, except upholstered   | 1,111,111          | 22,222               | 1,111,111                 | 22,222               |                                       |                      |                    |                      |                    |                      |                                    |                      |                    |                      |
| 405                | Includes 317's 341-Wood household furniture, upholstered, 351a-Metal household furniture, 341-Mattresses & bed-springs, & 341-Office furniture                                 | 1,111,111          | 22,222               | 1,111,111                 | 22,222               |                                       |                      |                    |                      |                    |                      |                                    |                      |                    |                      |
| 406                | Wood office furniture  | 1,111,111          | 22,222               | 1,111,111                 | 22,222               |                                       |                      |                    |                      |                    |                      |                                    |                      |                    |                      |
| 407                | Metal office furniture   | 1,111,111          | 22,222               | 1,111,111                 | 22,222               |                                       |                      |                    |                      |                    |                      |                                    |                      |                    |                      |
| 408                | Public buildings & related furniture   | 1,111,111          | 22,222               | 1,111,111                 | 22,222               |                                       |                      |                    |                      |                    |                      |                                    |                      |                    |                      |
| 409                | Partitions, screening, lockers & office & store fixtures   | 1,111,111          | 22,222               | 1,111,111                 | 22,222               |                                       |                      |                    |                      |                    |                      |                                    |                      |                    |                      |
| 410                | Includes 317's 341-Venetian blinds & shades, & 341-Furniture's fixtures, etc.  | 1,111,111          | 22,222               | 1,111,111                 | 22,222               |                                       |                      |                    |                      |                    |                      |                                    |                      |                    |                      |
| 5                  | PAPER AND ALLIED PRODUCTS  |                    |                      |                           |                      |                                       |                      |                    |                      |                    |                      |                                    |                      |                    |                      |
| 501                | Includes 317's 341-Paper mills, 341a-Paperboard mills, 341-Paper coating & glazing   | 1,111,111          | 22,222               | 1,111,111                 | 22,222               |                                       |                      |                    |                      |                    |                      |                                    |                      |                    |                      |
| 6                  | LEATHER AND LEATHER PRODUCTS   |                    |                      |                           |                      |                                       |                      |                    |                      |                    |                      |                                    |                      |                    |                      |
| 601                | Foot & case and other findings   | 1,111,111          | 22,222               | 1,111,111                 | 22,222               |                                       |                      |                    |                      |                    |                      |                                    |                      |                    |                      |
| 602                | Luggage  | 1,111,111          | 22,222               | 1,111,111                 | 22,222               |                                       |                      |                    |                      |                    |                      |                                    |                      |                    |                      |
| 7                  | STONE, CLAY, AND GLASS PRODUCTS  |                    |                      |                           |                      |                                       |                      |                    |                      |                    |                      |                                    |                      |                    |                      |
| 701                | Flat glass   | 1,111,111          | 22,222               | 1,111,111                 | 22,222               |                                       |                      |                    |                      |                    |                      |                                    |                      |                    |                      |
| 702                | Brick & structural clay tile   | 1,111,111          | 22,222               | 1,111,111                 | 22,222               |                                       |                      |                    |                      |                    |                      |                                    |                      |                    |                      |
| 8                  | PRIMARY METAL INDUSTRIES   |                    |                      |                           |                      |                                       |                      |                    |                      |                    |                      |                                    |                      |                    |                      |
| 801                | Rolling, drawing, & extruding of non-ferrous metals  | 1,111,111          | 22,222               | 1,111,111                 | 22,222               |                                       |                      |                    |                      |                    |                      |                                    |                      |                    |                      |
| 802                | Includes 317's 341a-Blast furnaces & 341-Iron & steel foundries  | 1,111,111          | 22,222               | 1,111,111                 | 22,222               |                                       |                      |                    |                      |                    |                      |                                    |                      |                    |                      |
| 9                  | FABRICATED METAL PRODUCTS, EXCEPT CANNON, MACHINERY AND TRANSPORTATION EQUIPMENT   |                    |                      |                           |                      |                                       |                      |                    |                      |                    |                      |                                    |                      |                    |                      |
| 901                | Includes 317's 341-Metal cans, 341a-Cutlery, 341b-Hardware, n.e.c., 341-Heating apparatus, (except electrical) & plumbing fixtures, & 341-Fabricated structural metal products | 1,111,111          | 22,222               | 1,111,111                 | 22,222               |                                       |                      |                    |                      |                    |                      |                                    |                      |                    |                      |

See footnotes at end of table.

Table 19.--Veneer used in selected manufacturing industries in products made for sale, for own use, and for dunnage, 1965<sup>1</sup>-Continued  
(In thousand square feet)

| Industry number <sup>2</sup> | Industry  | Industry total  |                | Products made for sale |                | Products made for own use and dunnage |                |                 |                |                 |                |                                 |                |                 |                |
|------------------------------|---|-----------------|----------------|------------------------|----------------|---------------------------------------|----------------|-----------------|----------------|-----------------|----------------|---------------------------------|----------------|-----------------|----------------|
|                              |   |                 |                |                        |                | Total for own use and dunnage         |                | Pallets         |                | Containers      |                | Jigs, models, patterns & flasks |                | Dunnage         |                |
|                              |   | Surface measure | 3/8-inch basis | Surface measure        | 3/8-inch basis | Surface measure                       | 3/8-inch basis | Surface measure | 3/8-inch basis | Surface measure | 3/8-inch basis | Surface measure                 | 3/8-inch basis | Surface measure | 3/8-inch basis |
| 35                           | MACHINERY, EXCEPT ELECTRICAL  |                 |                |                        |                |                                       |                |                 |                |                 |                |                                 |                |                 |                |
| 35--                         | Includes SIC's 35-1-Machine tools, metal cutting types; 35-2-Special industry machinery; 35-3-General industry machinery; and 35-9-Refrigerators, except household -----                  | **244           | **31           | 3                      | 3              | *139                                  | *312           | **59            | 3              | **375           | **191          | 3                               | --             | **213           | **101          |
| 36                           | ELECTRICAL MACHINERY, EQUIPMENT AND SUPPLIES  |                 |                |                        |                |                                       |                |                 |                |                 |                |                                 |                |                 |                |
| 36--                         | Includes SIC's 36-1-Radios & television receiving sets; & 36-2-Radios & television transmitting equipment -----   | *243            | *43            | **97                   | **80           | **146                                 | **67           | --              | --             | --              | --             | 3                               | 3              | --              | --             |
| 37                           | TRANSPORTATION EQUIPMENT  |                 |                |                        |                |                                       |                |                 |                |                 |                |                                 |                |                 |                |
| 37--                         | Trailer frames, housing type -----<br>Includes SIC's 37-1-Motor vehicles; 37-2-Aircraft; & 37-3-Ship & boat building -----  | 70,443          | 31,304         | 70,443                 | 31,304         | --                                    | --             | --              | --             | --              | --             | --                              | --             | --              | --             |
|                              |   | 4,002           | *1,513         | **3,346                | **648          | *1,718                                | *315           | 3               | 3              | *475            | *419           | 3                               | 3              | 3               | 3              |
| 38                           | MISCELLANEOUS MANUFACTURING INDUSTRIES  |                 |                |                        |                |                                       |                |                 |                |                 |                |                                 |                |                 |                |
| 38--                         | Includes SIC's 38-1-Games & toys; 38-2-Sporting & athletic goods; 38-3-Lead pencils; 38-4-Brooms & brushes; 38-5-Matches; 38-6-Marketing goods; & 38-9-Signs & advertising displays ----- | **49,374        | **2,201        | **49,374               | **2,201        | --                                    | --             | --              | --             | --              | --             | --                              | --             | --              | --             |
|                              |   | **22,476        | **1,241        | **22,476               | **1,241        | 3                                     | 3              | 3               | 3              | 3               | 3              | 3                               | --             | --              | --             |

Standard Note: n.e.c. - Not elsewhere classified.

- Detailed figures may not add to the totals because of omission of quantities less than 50,000 square feet.
- Two-digit numbers identify Major Groups of the Standard Industrial Classification (SIC); three-digit numbers are industry subgroups of the Major Groups; four-digit numbers identify individual SIC industries. Three-digit numbers followed by one dash (e.g., 35-1) indicate that one or more four-digit industries in this subgroup are listed separately. Two-digit numbers followed by two dashes (e.g., 35--) indicate that a group of three-digit industry subgroups and/or groups of four-digit industries (not elsewhere listed) have been omitted.
- Less than 50,000 square feet.

NOTE ON SAMPLING VARIATION: (a) Numbers followed by a standard error of estimate of 10 percent or less; (b) the one-starred figures have a standard error of estimate between 10 percent and 30 percent; (c) the two-starred figures have a standard error of estimate of over 30 percent.

Table 20. --Veneer used in selected manufacturing industries, by species, 1965<sup>1/</sup>  
(In thousand square feet, surface measure)

| Industry number <u>2/</u> | Industry   | Total all species | Native softwood | Native hardwood | Mixed native softwood and hardwood | Imported woods |
|---------------------------|--|-------------------|-----------------|-----------------|------------------------------------|----------------|
|                           | TOTAL .....  | 4,351,987         | 256,091         | 3,727,999       | 102,212                            | 265,685        |
| 24                        | LUMBER & WOOD PRODUCTS, EXCEPT FURNITURE                           |                   |                 |                 |                                    |                |
| 2421                      | Sawmills & planing mills, general.....                             | **614             | 3/              | 568             | --                                 | --             |
| 2426                      | Hardwood dimension and flooring.....                               | *56,970           | 72              | 56,756          | --                                 | 142            |
| 2429                      | Special product sawmills.....                                      | **5,602           | 5,602           | --              | --                                 | --             |
| 2431                      | Millwork plants.....   | 366,591           | 6,899           | 227,942         | 1,372                              | 130,378        |
| 2432                      | Veneer & plywood plants.....                                       | 1,000,042         | 613             | 981,857         | --                                 | 17,572         |
| 2433                      | Prefabricated wooden buildings & structural members.....           | **594             | --              | 498             | 51                                 | 3/             |
| 2441                      | Nailed & lock corner wooden boxes & shooks..                       | 139,009           | 105,200         | 28,308          | 4,236                              | 1,265          |
| 2442                      | Wirebound boxes & crates.....                                      | 829,272           | 52,363          | 708,798         | 68,111                             | --             |
| 2443                      | Veneer & plywood containers, except boxes & crates.....            | **243,120         | 70              | 242,891         | 159                                | --             |
| 2499                      | Wood products, n.e.c.....  | *30,979           | 128             | 23,513          | 676                                | 6,662          |
| 25                        | FURNITURE AND FIXTURES   |                   |                 |                 |                                    |                |
| 2511                      | Wood household furniture, except upholstered.....                  | 1,098,636         | 22,423          | 1,015,030       | 5,612                              | 55,571         |
| 2512                      | Wood household furniture, upholstered.....                         | **15,732          | 131             | 10,991          | --                                 | 4,610          |
| 251-                      | Household furniture, n.e.c. ....                                   | **554             | 3/              | 468             | 67                                 | --             |
| 2521                      | Wood office furniture.....   | 43,387            | --              | 42,399          | 57                                 | 931            |
| 2522                      | Metal office furniture.....  | *5,182            | 3/              | 5,135           | --                                 | 3/             |
| 2531                      | Public building & related furniture.....                           | 69,248            | --              | 66,995          | 1,471                              | 782            |
| 2541                      | Wood partitions, shelving, lockers, & office & store fixtures..... | **5,560           | 348             | 3,974           | --                                 | 1,238          |
| 2591                      | Venetian blinds & shades.....                                      | **15,733          | 15,642          | 3/              | 83                                 | --             |
| 2599                      | Furniture & fixtures, n.e.c.....                                   | **10,020          | 3/              | 9,990           | --                                 | --             |
| 26                        | PAPER AND ALLIED PRODUCTS  |                   |                 |                 |                                    |                |
| 2621                      | Paper mills, except building paper mills...                        | **6,477           | --              | 6,391           | --                                 | 86             |
| 2631                      | Paperboard mills.....  | *34,380           | 34,380          | --              | --                                 | --             |
| 31                        | LEATHER AND LEATHER PRODUCTS                                       |                   |                 |                 |                                    |                |
| 3131                      | Boot & shoe cut stock & findings.....                              | *1,255            | --              | 1,255           | --                                 | --             |
| 3161                      | Luggage.....   | *10,405           | 3,574           | 6,338           | 399                                | 94             |

See footnotes at end of table.

Table 20.--Veneer used in selected manufacturing industries, by species, 1965<sup>1/</sup>--Continued  
(In thousand square feet, surface measure)

| Industry number <u>2/</u>     | Industry   | Total all species | Native softwood | Native hardwood | Mixed native softwood and hardwood | Imported woods |
|-------------------------------|--|-------------------|-----------------|-----------------|------------------------------------|----------------|
| 32                            | STONE, CLAY, AND GLASS PRODUCTS  |                   |                 |                 |                                    |                |
| 3251                          | Brick & structural clay tile.....  | **4,709           | 1,331           | 1,016           | 2,362                              | --             |
| 33                            | PRIMARY METAL INDUSTRIES   |                   |                 |                 |                                    |                |
| 3312                          | Blast furnaces (including coke ovens), steel works & rolling mills.....          | **616             | 184             | 432             | --                                 | --             |
| 332                           | Iron and steel foundries   | *1,838            | --              | 1,816           | --                                 | 3/             |
| 335                           | Rolling, drawing, & extruding of non-ferrous metals.....                         | 1,590             | 472             | --              | 1,118                              | --             |
| 34                            | FABRICATED METAL PRODUCTS, EXCEPT ORDNANCE, MACHINERY & TRANSPORTATION EQUIPMENT |                   |                 |                 |                                    |                |
| 3421                          | Cutlery.....   | *1,324            | --              | 1,324           | --                                 | --             |
| 3442                          | Metal doors, sash, frames, & molding & trim..                                    | **1,095           | --              | --              | 1,095                              | --             |
| 37                            | TRANSPORTATION EQUIPMENT   |                   |                 |                 |                                    |                |
| 3717                          | Motor vehicles and parts.....  | **781             | 645             | 133             | --                                 | 3/             |
| 372                           | Aircraft and parts.....  | *2,454            | 109             | 1,508           | 774                                | 63             |
| 373                           | Ship and boat building & repairing.....  | **1,428           | 119             | 116             | --                                 | 1,193          |
| 3791                          | Trailer coaches, housing type.....   | 72,943            | 3,578           | 21,377          | 13,790                             | 34,198         |
| 39                            | MISCELLANEOUS MANUFACTURING INDUSTRIES   |                   |                 |                 |                                    |                |
| 3931                          | Musical instruments and parts.....   | *49,388           | 1,059           | 37,771          | --                                 | 10,558         |
| 3949                          | Sporting and athletic goods, n.e.c.....  | **8,395           | --              | 8,179           | --                                 | 216            |
| 3983                          | Matches.....   | **209,200         | --              | 209,200         | --                                 | --             |
| 3993                          | Signs and advertising displays.....  | **4,788           | 3/              | 4,505           | 243                                | --             |
| All other selected industries | .....  | **2,076           | 969             | 517             | 536                                | 54             |

Standard Notes: n.e.c.— Not elsewhere classified.

<sup>1/</sup> Detailed figures may not add to the totals because of omission of quantities less than 50,000 square feet.  
<sup>2/</sup> Two-digit numbers identify Major Groups of the Standard Industrial Classification (SIC); three-digit numbers are industry subgroups of the Major Groups; four-digit numbers identify individual SIC industries. Three-digit numbers followed by one dash (e.g., 331-) indicate that one or more four-digit industries in this subgroup are listed separately. Two-digit numbers followed by two dashes (e.g., 26--) indicate that a group of three-digit industry subgroups and/or a group of four-digit industries (not elsewhere listed) have been combined.  
<sup>3/</sup> Less than 50,000 square feet.

NOTE ON SAMPLING VARIATIONS: (a) Unstarred figures have a standard error of estimate of 15 percent or less; (b) one-starred figures have a standard error of estimate between 16 percent and 30 percent; (c) two-starred figures have a standard error of estimate of over 30 percent.

Table 21.--Native softwood veneer used in selected manufacturing industries, by species, 1965<sup>1/</sup>  
(In thousand square feet, surface measure)

| Industry number <sup>2/</sup> | Industry  | Total softwood veneer | Cedar (predominately eastern white) | Douglas fir | Firs (true) | Hemlock  | Pine            |                 | Spruce  | Other softwood veneer |
|-------------------------------|---|-----------------------|-------------------------------------|-------------|-------------|----------|-----------------|-----------------|---------|-----------------------|
|                               |   |                       |                                     |             |             |          | Southern yellow | Other and mixed |         |                       |
|                               | TOTAL.....  | 256,091               | **21,255                            | 62,644      | 100,474     | **15,642 | 43,264          | *10,028         | **1,546 | **1,238               |
| 24                            | LUMBER & WOOD PRODUCTS, EXCEPT FURNITURE          |                       |                                     |             |             |          |                 |                 |         |                       |
| 2429                          | Special product sawmills.....                     | 5,602                 | --                                  | **5,602     | --          | --       | --              | --              | --      | --                    |
| 2431                          | Millwork plants.....                              | 6,899                 | **978                               | *2,273      | --          | --       | --              | **3,622         | --      | 3/                    |
| 2432                          | Veneer & plywood plants.....                      | 613                   | --                                  | **90        | --          | --       | **248           | **275           | --      | --                    |
| 2441                          | Nailed & lock corner wooden boxes & shook.....    | 105,200               | --                                  | *1,982      | 100,000     | --       | **2,697         | --              | --      | **521                 |
| 2442                          | Wirebound boxes & crates.....                     | 52,363                | --                                  | **7,834     | --          | --       | 39,375          | **5,154         | --      | --                    |
| 25                            | FURNITURE AND FIXTURES                            |                       |                                     |             |             |          |                 |                 |         |                       |
| 2511                          | Wood household furniture, except upholstered..... | 22,423                | **20,232                            | --          | **457       | --       | **602           | **702           | **419   | 3/                    |
| 2591                          | Venetian blinds & shades.....                     | 15,642                | --                                  | --          | --          | **15,642 | --              | --              | --      | --                    |
| 26                            | PAPER AND ALLIED PRODUCTS                         |                       |                                     |             |             |          |                 |                 |         |                       |
| 2631                          | Paperboard mills.....                             | 34,380                | --                                  | *34,380     | --          | --       | --              | --              | --      | --                    |
| 31                            | LEATHER AND LEATHER PRODUCTS                      |                       |                                     |             |             |          |                 |                 |         |                       |
| 3161                          | Luggage.....                                      | 3,574                 | --                                  | *3,574      | --          | --       | --              | --              | --      | --                    |
| 32                            | STONE, CLAY, AND GLASS PRODUCTS                   |                       |                                     |             |             |          |                 |                 |         |                       |
| 3251                          | Brick & structural clay tile.....                 | 1,331                 | --                                  | **1,331     | --          | --       | --              | --              | --      | --                    |
| 37                            | TRANSPORTATION EQUIPMENT                          |                       |                                     |             |             |          |                 |                 |         |                       |
| 3791                          | Trailer coaches, housing type.....                | 3,578                 | --                                  | **3,543     | --          | --       | --              | --              | --      | 3/                    |
| 39                            | MISCELLANEOUS MANUFACTURING INDUSTRIES            |                       |                                     |             |             |          |                 |                 |         |                       |
| 3931                          | Musical instruments and parts.....                | 1,059                 | --                                  | --          | 3/          | --       | --              | --              | **1,042 | --                    |
| All other selected industries | .....   | 3,427                 | 3/                                  | 2,035       | --          | --       | **342           | **275           | **85    | **645                 |

Standard Notes: n.e.c.- Not elsewhere classified.

<sup>1/</sup> Detailed figures may not add to the totals because of omission of quantities less than 50,000 square feet.

<sup>2/</sup> Two-digit numbers identify Major Groups of the Standard Industrial Classification (SIC); three-digit numbers are industry subgroups of the Major Groups; four-digit numbers identify individual SIC industries. Three-digit numbers followed by one dash (e.g., 331-) indicate that one or more four-digit industries in this subgroup are listed separately. Two-digit numbers followed by two dashes (e.g., 26--) indicate that a group of three-digit industry subgroups and/or a group of four-digit industries (not elsewhere listed) have been combined.

<sup>3/</sup> Less than 50,000 square feet.

NOTE ON SAMPLING VARIATIONS: (a) Unstarred figures have a standard error of estimate of 15 percent or less; (b) one-starred figures have a standard error of estimate between 16 percent and 30 percent; (c) two-starred figures have a standard error of estimate of over 30 percent.



Table 23.--Veneer from imported woods used in selected manufacturing industries by species, 1965<sup>1/</sup>

(In thousand square feet, surface measure)

| Industry number <sup>2/</sup> | Industry   | Total imported woods | Beech  | Catino  | Cherry  | Mahogany | Oak     | Philippine hardwoods | Primevera | Rosewood | Sapele  | Sen     | Shina   | Teak   | Other imported woods |
|-------------------------------|--|----------------------|--------|---------|---------|----------|---------|----------------------|-----------|----------|---------|---------|---------|--------|----------------------|
|                               | TOTAL .....  | 265,685              | *6,628 | **9,786 | **1,050 | 78,081   | **1,110 | *134,511             | *2,998    | *2,050   | **1,314 | **3,662 | **2,656 | *1,062 | *20,747              |
| 24                            | LUMBER & WOOD PRODUCTS, EXCEPT FURNITURE                           |                      |        |         |         |          |         |                      |           |          |         |         |         |        |                      |
| 2431                          | Millwork plants.....   | 130,378              | --     | --      | --      | *23,071  | --      | *97,751              | --        | 3/       | --      | **2,061 | **2,656 | 3/     | **4,823              |
| 2432                          | Veneer & plywood plants.....                                       | 17,572               | --     | --      | --      | *8,036   | --      | --                   | --        | **116    | --      | --      | --      | 3/     | *9,372               |
| 2441                          | Nailed & lock corner wooden boxes & shooks.....                    | 1,265                | --     | --      | --      | --       | --      | 1,265                | --        | --       | --      | --      | --      | --     | --                   |
| 2499                          | Wood products, n.e.c.....  | 6,662                | *6,628 | --      | --      | 3/       | --      | --                   | --        | --       | --      | --      | --      | --     | --                   |
| 25                            | FURNITURE AND FIXTURES   |                      |        |         |         |          |         |                      |           |          |         |         |         |        |                      |
| 2511                          | Wood household furniture, except upholstered.....                  | 55,571               | --     | **9,669 | **1,080 | 30,342   | **326   | *4,916               | *2,995    | *447     | --      | --      | --      | **149  | **5,647              |
| 2512                          | Wood household furniture, upholstered.....                         | 4,610                | --     | --      | --      | **2,413  | --      | 3/                   | --        | *1,382   | --      | --      | --      | **372  | **430                |
| 2521                          | Wood office furniture.....   | 931                  | --     | --      | --      | **768    | --      | --                   | --        | 3/       | --      | --      | --      | 3/     | **127                |
| 2531                          | Public building & related furniture.....                           | 782                  | --     | **117   | --      | *570     | --      | **95                 | --        | --       | --      | --      | --      | --     | --                   |
| 2541                          | Wood partitions, shelving, lockers, & office & store fixtures..... | 1,238                | --     | --      | --      | **610    | **66    | --                   | 3/        | **62     | 3/      | --      | --      | **389  | **96                 |
| 37                            | TRANSPORTATION EQUIPMENT   |                      |        |         |         |          |         |                      |           |          |         |         |         |        |                      |
| 3732                          | Boat building and regional   | 1,191                | --     | --      | --      | 3/       | --      | --                   | --        | --       | 1,171   | --      | --      | --     | --                   |
| 3791                          | Trailer coaches, nousing type.                                     | 34,198               | --     | --      | --      | **1,522  | **718   | *30,294              | --        | --       | --      | **1,111 | --      | --     | **63                 |
| 39                            | MISCELLANEOUS MANUFACTURING INDUSTRIES                             |                      |        |         |         |          |         |                      |           |          |         |         |         |        |                      |
| 3931                          | Musical instruments and parts                                      | 10,558               | --     | --      | --      | **10,396 | --      | --                   | --        | 3/       | **131   | --      | --      | --     | --                   |
| All other selected industries | .....  | 729                  | --     | --      | --      | *299     | --      | **177                | --        | --       | --      | --      | --      | **64   | **189                |

Standard Notes: n.e.c.- Not elsewhere classified.

<sup>1/</sup> Detailed figures may not add to the totals because of omission of quantities less than 50,000 square feet.

<sup>2/</sup> Two-digit numbers identify Major Groups of the Standard Industrial Classification (SIC); three-digit numbers are industry subgroups of the Major Groups; four-digit numbers identify individual SIC industries. Three-digit numbers followed by one dash (e.g. 331-) indicate that one or more four-digit industries in this subgroup are listed separately. Two-digit numbers followed by two dashes (e.g. 26--) indicate that a group of three-digit industry subgroups and/or a group of four-digit industries (not elsewhere listed) have been combined.

<sup>3/</sup> Less than 50,000 square feet.

NOTE ON SAMPLING VARIATIONS: (a) Unstarred figures have a standard error of estimate of 15 percent or less; (b) one-starred figures have a standard error of estimate between 16 percent and 30 percent; (c) two-starred figures have a standard error of estimate of over 30 percent.



Table 24.--Veneer used in selected manufactured products, by species, 1960 and 1965

In million square feet, surface measure

| Species                       | Furniture       |          |                 |          | Millwork        |          |                 |          | Containers      |          |                 |          | Pallets         |          |                 |          |
|-------------------------------|-----------------|----------|-----------------|----------|-----------------|----------|-----------------|----------|-----------------|----------|-----------------|----------|-----------------|----------|-----------------|----------|
|                               | 1960            |          | 1965            |          | 1960            |          | 1965            |          | 1960            |          | 1965            |          | 1960            |          | 1965            |          |
|                               | Million sq. ft. | Per-cent | Million sq. ft. | Per-cent | Million sq. ft. | Per-cent | Million sq. ft. | Per-cent | Million sq. ft. | Per-cent | Million sq. ft. | Per-cent | Million sq. ft. | Per-cent | Million sq. ft. | Per-cent |
| Total, all species.....       | 886             | 100.0    | 1,514           | 100.0    | 204             | 100.0    | 464             | 100.0    | 1,988           | 100.0    | 1,368           | 100.0    | 7               | 100.0    | 8               | 100.0    |
| Softwoods.....                | 9               | 1.0      | 32              | 2.1      | 11              | 5.5      | 10              | 2.1      | 78              | 3.9      | 219             | 16.0     | (NA)            |          | 3               | 44.4     |
| Douglas fir.....              | 2               | 0.2      | (1)             | (2)      | 4               | 2.1      | 3               | 0.6      | 8               | 0.4      | 11              | 0.8      | (NA)            |          | 1               | 19.5     |
| Firs (true).....              | --              | --       | 1               | (2)      | 3               | 1.4      | --              | --       | 45              | 2.3      | 113             | 8.3      | (NA)            |          | --              | --       |
| Ponderosa pine.....           | (1)             | (2)      | --              | --       | 1               | .4       | (1)             | .1       | --              | --       | --              | --       | (NA)            |          | --              | --       |
| Western white pine.....       | (1)             | (2)      | --              | --       | 1               | .5       | 3               | .7       | --              | --       | --              | --       | (NA)            |          | --              | --       |
| All other softwoods.....      | 7               | .8       | 31              | 2.1      | 2               | 1.1      | 4               | .7       | 25              | 1.2      | 95              | 6.9      | (NA)            |          | 2               | 24.9     |
| Hardwoods.....                | 786             | 89.4     | 1,457           | 92.9     | 162             | 79.1     | 289             | 62.4     | 1,910           | 96.1     | 1,148           | 83.9     | (NA)            |          | 5               | 55.6     |
| Birch.....                    | 36              | 4.1      | 99              | 3.9      | 99              | 48.5     | 167             | 22.9     | (1)             | (2)      | 1               | (2)      | (NA)            |          | --              | --       |
| Cherry.....                   | 31              | 3.6      | 79              | 5.2      | 1               | .2       | 1               | .2       | --              | --       | --              | --       | (NA)            |          | --              | --       |
| Cottonwood.....               | 1               | .1       | 4               | .3       | --              | --       | --              | --       | 180             | 9.1      | 20              | 1.4      | (NA)            |          | --              | --       |
| Elm.....                      | 2               | .2       | 2               | .1       | --              | --       | 1               | .2       | 44              | 2.2      | 30              | 2.2      | (NA)            |          | --              | --       |
| Gum:                          |                 |          |                 |          |                 |          |                 |          |                 |          |                 |          |                 |          |                 |          |
| Sweetgum.....                 | 74              | 8.4      | 32              | 2.1      | 3               | 1.4      | (1)             | (2)      | 646             | 32.5     | 57              | 4.2      | (NA)            |          | --              | --       |
| Tupelo (black and water)....  | 15              | 1.7      | 7               | .5       | 1               | .3       | --              | --       | 554             | 27.9     | 16              | 1.2      | (NA)            |          | --              | --       |
| Mixed.....                    | 160             | 18.2     | 119             | 7.9      | (1)             | (2)      | 32              | 7.0      | 154             | 7.7      | 522             | 38.2     | (NA)            |          | (1)             | 0.2      |
| Magnolia.....                 | --              | --       | (1)             | (2)      | --              | --       | --              | --       | 28              | 1.4      | (1)             | (2)      | (NA)            |          | --              | --       |
| Maple.....                    | 50              | 3.4      | 78              | 5.1      | 10              | 4.9      | 5               | 1.2      | 47              | 2.4      | 15              | 1.1      | (NA)            |          | (1)             | .1       |
| Oak.....                      | 20              | 2.2      | 47              | 3.1      | 26              | 12.6     | 47              | 10.2     | (1)             | (2)      | 23              | 1.7      | (NA)            |          | --              | --       |
| Sycamore.....                 | 3               | .4       | (1)             | (2)      | --              | --       | (1)             | (2)      | 42              | 2.1      | 4               | .3       | (NA)            |          | --              | --       |
| Black walnut.....             | 141             | 16.0     | 285             | 18.8     | 5               | 2.3      | 10              | 2.1      | --              | --       | --              | --       | (NA)            |          | (1)             | (2)      |
| Yellow poplar.....            | 234             | 26.6     | 534             | 35.3     | 6               | 3.1      | 42              | 9.1      | 132             | 6.6      | 18              | 1.3      | (NA)            |          | --              | --       |
| All other hardwoods.....      | 39              | 4.5      | 161             | 10.6     | 11              | 5.8      | 44              | 9.5      | 83              | 4.2      | 442             | 32.3     | (NA)            |          | 4               | 55.2     |
| Imported woods.....           | 85              | 9.6      | 75              | 5.0      | 31              | 15.4     | 165             | 35.5     | --              | --       | 1               | .1       | (NA)            |          | --              | --       |
| Mahogany.....                 | 57              | 6.5      | 41              | 2.7      | 5               | 2.4      | 29              | 6.3      | --              | --       | --              | --       | (NA)            |          | --              | --       |
| Philippine hardwoods.....     | 10              | 1.1      | 6               | .4       | 24              | 11.8     | 124             | 26.6     | --              | --       | 1               | .1       | (NA)            |          | --              | --       |
| All other imported woods..... | 18              | 2.0      | 28              | 1.9      | 2               | 1.2      | 12              | 2.6      | --              | --       | --              | --       | (NA)            |          | --              | --       |

<sup>1</sup> Less than 500,000 square feet.

<sup>2</sup> Less than .05 percent.

Standard definition: NA-not available

Table 25.—Veneer and hardboard used in selected manufacturing industries for containers, pallets, and signs, models, patterns, and flasks; 1960 and 1965<sup>1</sup>  
In thousand square feet.

| Industry number <sup>2</sup>  | Industry  | Containers               |           |                            |        | Pallets                  |       |                            |        | Signs, models, patterns, and flasks |      |                            |       |
|-------------------------------|---|--------------------------|-----------|----------------------------|--------|--------------------------|-------|----------------------------|--------|-------------------------------------|------|----------------------------|-------|
|                               |   | Veneer (Surface measure) |           | Hardboard (1/8-inch thick) |        | Veneer (Surface measure) |       | Hardboard (1/8-inch thick) |        | Veneer (Surface measure)            |      | Hardboard (1/8-inch thick) |       |
|                               |   | 1960                     | 1965      | 1960                       | 1965   | 1960                     | 1965  | 1960                       | 1965   | 1960                                | 1965 | 1960                       | 1965  |
|                               | <b>TOTAL<sup>3</sup></b>  | 1,988,000                | 1,868,666 | 1,667                      | 26,361 | 7,000                    | 8,411 | 2,168                      | 15,018 | 26                                  | 26   | 3,240                      | 2,188 |
| 200                           | Grain and planing mills   | --                       | --        | --                         | 9      | --                       | 191   | --                         | 191    | --                                  | --   | --                         | --    |
| 201                           | Millwork, veneer, plywood and prefabricated wood products                                       | 667,366                  | 77        | --                         | --     | 234                      | --    | 2                          | 232    | --                                  | --   | --                         | --    |
| 202                           | Milled and lock corner wooden boxes and crates  | 330,640                  | 167,250   | 8,322                      | 9,121  | --                       | 17    | --                         | 151    | --                                  | --   | --                         | --    |
| 203                           | Wirebound boxes and crates of veneer and plywood  | 1,141,999                | 943,922   | 1,113                      | 27,239 | --                       | --    | --                         | --     | --                                  | --   | --                         | --    |
| 204                           | Chairs, except boxes and crates, except boxes and crates  | 66,874                   | 28,176    | --                         | 2      | (4)                      | --    | --                         | --     | --                                  | --   | --                         | --    |
| 205                           | Wood products, non-   | 177                      | --        | --                         | 4      | --                       | 1,079 | 191                        | 2,111  | --                                  | --   | (4)                        | (4)   |
| 25                            | <b>FURNITURE AND FIXTURES</b>   | 79                       | 4         | (4)                        | 4      | 4                        | 68    | 6                          | 4      | 101                                 | 14   | 3,83                       | 57    |
| 201                           | Paper mill, except building paper mills   | --                       | --        | --                         | --     | --                       | --    | --                         | 3,630  | --                                  | --   | (4)                        | --    |
| 311                           | Flint glass   | --                       | 63        | --                         | --     | --                       | 4     | --                         | --     | --                                  | --   | 16                         | --    |
| 312                           | Glass containers  | --                       | --        | --                         | 143    | --                       | --    | --                         | --     | --                                  | --   | 16                         | --    |
| 313                           | Brick, structural clay  | --                       | --        | --                         | --     | --                       | 256   | --                         | --     | --                                  | --   | 16                         | --    |
| 32                            | Black ferraces (including iron work), steel work and millwork                                   | --                       | 15        | --                         | 59     | --                       | --    | 1,600                      | 1,600  | --                                  | --   | (4)                        | 56    |
| 33                            | Aluminum sheet, strip, and bars   | --                       | --        | --                         | (4)    | --                       | --    | --                         | --     | --                                  | --   | --                         | (4)   |
| 34                            | Iron and steel castings   | --                       | --        | --                         | 2      | 76                       | 1,300 | --                         | 4      | (4)                                 | --   | 160                        | (4)   |
| 35                            | Rolling, drawing, and extruding of nonferrous metals  | 61                       | 91        | 1,100                      | 7      | 1,600                    | 1,039 | --                         | 4      | --                                  | --   | --                         | (4)   |
| 36                            | Battery, lead, zinc, and general hardware   | --                       | 76        | 14                         | 191    | --                       | (4)   | --                         | 4      | --                                  | 14   | --                         | 76    |
| 37                            | Sealing apparatus, except electric and plumbing fixtures  | 2,171                    | 277       | --                         | --     | --                       | --    | --                         | --     | --                                  | --   | --                         | (4)   |
| 38                            | Fabricated structural metal products  | NA                       | --        | NA                         | 1      | 30                       | --    | --                         | 4      | --                                  | --   | NA                         | 920   |
| 39                            | Metal stamping  | NA                       | --        | NA                         | 96     | NA                       | --    | --                         | 4      | --                                  | --   | NA                         | (4)   |
| 40                            | Miscellaneous fabricated wire products  | NA                       | --        | NA                         | --     | NA                       | --    | --                         | 16     | --                                  | --   | NA                         | (4)   |
| 41                            | Refrigerators and refrigeration machinery, except household and complete air conditioning units | 9                        | 157       | NA                         | 1      | --                       | 3     | NA                         | 13     | --                                  | --   | --                         | (4)   |
| 42                            | Electrical, electronic, and electronic equipment and electronic instruments                     | 177                      | --        | NA                         | 1,715  | 4                        | --    | --                         | --     | NA                                  | 14   | NA                         | (4)   |
| 43                            | Non-electrical equipment  | NA                       | 19        | NA                         | 1,051  | NA                       | --    | --                         | 152    | --                                  | 14   | NA                         | (4)   |
| 44                            | Motor vehicles and motor vehicle equipment  | --                       | --        | NA                         | 7      | 91                       | 113   | --                         | 14     | (4)                                 | 16   | 16                         | 14    |
| 45                            | Machinery parts   | 1,000                    | 26        | NA                         | 2,146  | 106                      | 349   | --                         | (4)    | (4)                                 | 130  | 16                         | 389   |
| 46                            | Sign and advertising display  | 1,013                    | --        | (4)                        | 8      | --                       | --    | --                         | --     | --                                  | --   | NA                         | 32    |
| All other selected industries |   | 4                        | --        | NA                         | 27     | --                       | 102   | NA                         | 36     | --                                  | (4)  | 111                        | 336   |

<sup>1</sup> The 1965 study included 441 of the 473 3-digit industries in the manufacturing segment of the economy as delineated by the Standard Industrial Classification Manual, Bureau of Economic Analysis. The 1960 study included 127 heavy wood-using manufacturing industries. These 127 industries accounted for 91 percent of the veneer reported in the 1960 survey.

<sup>2</sup> Three-digit number. Industry Major Group of the Standard Industrial Classification (SIC); three-digit numbers are industry subgroups of the Major Group; four-digit numbers identify individual SICs. Three-digit numbers followed by the dash (---) indicate that one or more four-digit industries in this category are listed separately. Two-digit numbers followed by the dash (---) indicate that a group of three-digit industry subgroups are listed in this category. (For details, see the 1965 study.)

<sup>3</sup> Totals for 1960 and for all industries included that year. Details for the 1965 will not add to totals because of omission of industries of 1960 listed in the 1965 survey that were included in the 1960 study.

<sup>4</sup> Less than 50,000 square feet.

Statement Notes: 1. NA—not available; NA, 1960.

Table 26.-- Plywood used in selected manufacturing industries in products made for sale, for own use, and for carriage, 1978  
(In thousand square feet)

| Industry number 2 | Industry   | Industry total  |                | Products made for sale |                | Total for own use and carriage |                | Products made for own use and carriage |                |                 |                |                 |                |        |
|-------------------|--|-----------------|----------------|------------------------|----------------|--------------------------------|----------------|--|----------------|-----------------|----------------|-----------------|----------------|--------|
|                   |  | Surface measure | 3/4-inch basis | Surface measure        | 3/4-inch basis | Surface measure                | 3/4-inch basis | Surface measure                        | 3/4-inch basis | Surface measure | 3/4-inch basis | Surface measure | 3/4-inch basis |        |
|                   | <b>TOTAL</b>   | 2,102,050       | 2,106,433      | 2,053,491              | 2,058,819      | 100,069                        | 76,014         | 1,711                                  | 1,711          | 1,711           | 1,711          | 1,711           | 1,711          | 1,711  |
| 2041              | Canned fruits & vegetables, preserves, jams, and jellies   | 11,340          | 11,340         | --                     | --             | 11,340                         | 11,340         | --                                     | --             | --              | --             | --              | --             | --     |
| 2045              | Bottling, re-bottling, & blending liquors  | 3               | 3              | --                     | --             | 3                              | 3              | --                                     | --             | --              | --             | --              | --             | --     |
| 2141              | Tobacco stemming & regrading   | 3,611           | 3,611          | 1,341                  | 1,341          | 1,270                          | 1,270          | --                                     | --             | --              | --             | --              | --             | --     |
| 24                | <b>NUMBER &amp; WOOD PRODUCTS, EXCEPT FURNITURE</b>  |                 |                |                        |                |                                |                |  |                |                 |                |                 |                |        |
| 241               | Cellulose & plastic mills, general   | 110,000         | 110,000        | 110,000                | 110,000        | --                             | --             | --                                     | --             | --              | --             | --              | --             | --     |
| 242               | Hardwood flooring & flooring mills   | 46,354          | 46,354         | 46,354                 | 46,354         | --                             | --             | --                                     | --             | --              | --             | --              | --             | --     |
| 243               | Pulpwood plants  | 133,150         | 133,150        | 43,135                 | 43,135         | 90,015                         | 90,015         | --                                     | --             | --              | --             | --              | --             | --     |
| 2431              | Welder & plywood plants  | 126,331         | 126,331        | 109,443                | 109,443        | 16,888                         | 16,888         | --                                     | --             | --              | --             | --              | --             | --     |
| 2432              | Prefabricated wooden buildings & structural members  | 6,819           | 100,019        | 13,738                 | 96,738         | 4,851                          | 96,738         | --                                     | --             | --              | --             | --              | --             | --     |
| 2433              | Wooden containers  | 147,820         | 113,361        | 143,098                | 113,109        | 4,722                          | 4,722          | --                                     | --             | --              | --             | --              | --             | --     |
| 2439              | Wood products, miscellaneous   | 10,000          | 10,000         | 9,706                  | 9,706          | 294                            | 294            | --                                     | --             | --              | --             | --              | --             | --     |
| 25                | <b>FURNITURE AND FIXTURES</b>  |                 |                |                        |                |                                |                |  |                |                 |                |                 |                |        |
| 2511              | Wood household furniture, except upholstered   | 451,030         | 449,439        | 449,344                | 449,400        | 1,686                          | 1,686          | --                                     | --             | --              | --             | --              | --             | --     |
| 2512              | Wood household furniture, upholstered  | 27,511          | 27,511         | 27,330                 | 27,470         | 181                            | 181            | --                                     | --             | --              | --             | --              | --             | --     |
| 2513              | Wood household furniture   | 478,541         | 476,950        | 476,674                | 476,870        | 1,867                          | 1,867          | --                                     | --             | --              | --             | --              | --             | --     |
| 2514              | Mattresses and bedding   | 1,000           | 1,000          | 1,000                  | 1,000          | --                             | --             | --                                     | --             | --              | --             | --              | --             | --     |
| 2515              | Household furniture, miscellaneous   | 4,358           | 4,358          | 4,358                  | 4,358          | --                             | --             | --                                     | --             | --              | --             | --              | --             | --     |
| 2521              | Wood office furniture  | 4,573           | 14,300         | 9,573                  | 14,300         | --                             | --             | --                                     | --             | --              | --             | --              | --             | --     |
| 2522              | Metal office furniture   | 5,313           | 5,951          | 5,472                  | 5,750          | 841                            | 841            | --                                     | --             | --              | --             | --              | --             | --     |
| 2523              | Public building & related furniture  | 21,077          | 36,954         | 21,314                 | 35,174         | 1,763                          | 1,763          | --                                     | --             | --              | --             | --              | --             | --     |
| 2524              | Wood partitions, shelving, lockers, & office storage fixtures  | 57,057          | 90,794         | 56,400                 | 90,346         | 657                            | 448            | --                                     | --             | --              | --             | --              | --             | --     |
| 2525              | Metal partitions, shelving, lockers, & office & store fixtures   | 6,391           | 10,443         | 6,211                  | 10,300         | 180                            | 143            | --                                     | --             | --              | --             | --              | --             | --     |
| 2526              | Metal blinds and shades  | 2,000           | 2,151          | 2,000                  | 2,151          | --                             | --             | --                                     | --             | --              | --             | --              | --             | --     |
| 2527              | Furniture & fixtures, miscellaneous  | 10,356          | 24,353         | 10,246                 | 24,346         | 110                            | 77             | --                                     | --             | --              | --             | --              | --             | --     |
| 26                | <b>PAPER AND ALLIED PRODUCTS</b>   |                 |                |                        |                |                                |                |  |                |                 |                |                 |                |        |
| 261               | Mills on SIC's 261-Paper mills, except building paper mills; 261-Paperboard mills; 261-Paper coating and laminating; 261-Building paper and building board mills   | 11,707          | 11,707         | --                     | --             | 11,707                         | 11,707         | --                                     | --             | --              | --             | --              | --             | --     |
| 27                | <b>LEATHER AND LEATHER PRODUCTS</b>  |                 |                |                        |                |                                |                |  |                |                 |                |                 |                |        |
| 271               | Foot & shoe last stock & finishes  | 367             | 367            | 360                    | 364            | 7                              | 3              | --                                     | --             | --              | --             | --              | --             | --     |
| 272               | Leather  | 27,507          | 17,377         | 27,221                 | 17,367         | 286                            | 110            | --                                     | --             | --              | --             | --              | --             | --     |
| 28                | <b>TOBK, CLAY, AND GLASS PRODUCTS</b>  |                 |                |                        |                |                                |                |  |                |                 |                |                 |                |        |
| 281               | Flat glass   | 13,000          | 10,340         | --                     | --             | 13,000                         | 10,340         | 137                                    | 137            | 137             | 137            | 137             | 137            | 137    |
| 282               | Includes SIC's 281-Glass containers; 281-Structural clay products; and 281-Flat stone and stone products   | 11,301          | 11,301         | 11,301                 | 11,301         | 1,000                          | 1,000          | --                                     | --             | --              | --             | --              | --             | --     |
| 29                | <b>PRIMARY METAL INDUSTRIES</b>  |                 |                |                        |                |                                |                |  |                |                 |                |                 |                |        |
| 311               | Heat furnaces (excluding coke ovens), steel works & rolling mills  | 1,000           | 1,000          | 1,000                  | 1,000          | 1,000                          | 1,000          | 1,000                                  | 1,000          | 1,000           | 1,000          | 1,000           | 1,000          | 1,000  |
| 312               | Includes SIC's 312-Nonferrous metal products; 312-Steel wire drawing; and steel nails and spikes; 312-Cold rolled sheet, strip, and bars; and 312-Cool pipe and tubes  | 11,000          | 11,000         | 11,000                 | 11,000         | 11,000                         | 11,000         | 11,000                                 | 11,000         | 11,000          | 11,000         | 11,000          | 11,000         | 11,000 |
| 313               | Iron and steel foundries   | 1,100           | 1,100          | 1,100                  | 1,100          | 1,100                          | 1,100          | 1,100                                  | 1,100          | 1,100           | 1,100          | 1,100           | 1,100          | 1,100  |
| 314               | Rolling, drawing, & extruding of non-ferrous metals  | 1,000           | 1,000          | 1,000                  | 1,000          | 1,000                          | 1,000          | 1,000                                  | 1,000          | 1,000           | 1,000          | 1,000           | 1,000          | 1,000  |
| 32                | <b>FABRICATED METAL PRODUCTS, EXCEPT MACHINERY, MACHINERY AND TRANSPORTATION EQUIPMENT</b>   |                 |                |                        |                |                                |                |  |                |                 |                |                 |                |        |
| 321               | Includes SIC's 321-Metal cans; 321-Canisters, hand tools, and general hardware; 321-Metal apparatus; 321-Fabricated structural metal products; 321-Metal stampings; and 321-Miscellaneous fabricated wire products | 24,700          | 30,440         | 19,437                 | 24,050         | 5,263                          | 6,390          | --                                     | --             | --              | --             | --              | --             | --     |

See footnotes at end of table.

Table 26. Plywood used in selected manufacturing industries in products made for sale, for own use and for damage, 1967--Continued  
(In thousand square feet)

| Industry number 2 | Industry  | Industry total  |                | Products made for sale |                | Products made for own use and damage |                |                 |                |                 |                |                                 |                |                 |                |
|-------------------|---|-----------------|----------------|------------------------|----------------|--------------------------------------|----------------|-----------------|----------------|-----------------|----------------|---------------------------------|----------------|-----------------|----------------|
|                   |   |                 |                |                        |                | Total for own use and damage         |                | Pallets         |                | Containers      |                | Jigs, models, patterns & flasks |                | Turnage         |                |
|                   |   | Surface measure | 3/8-inch basis | Surface measure        | 3/8-inch basis | Surface measure                      | 3/8-inch basis | Surface measure | 3/8-inch basis | Surface measure | 3/8-inch basis | Surface measure                 | 3/8-inch basis | Surface measure | 3/8-inch basis |
| 35                | MACHINERY, EXCEPT ELECTRICAL  |                 |                |                        |                |                                      |                |                 |                |                 |                |                                 |                |                 |                |
| 3522              | Barb machinery & equipment -----  | 10,771          | 11,114         | 11,422                 | 11,175         | 1224                                 | 1160           | 1               | 1              | 1               | 1              | 1                               | 1              | 1               | 1              |
| 354               | Metalworking machinery & equipment -----  | 11,710          | 11,477         | 11,937                 | 11,177         | 12,743                               | 11,165         | 1,150           | 1,150          | 1,150           | 1,150          | 1,150                           | 1,150          | 1,150           | 1,150          |
| 355               | Special industry machinery, except metalworking machinery -----   | 1,114           | 1,114          | 1,114                  | 1,114          | 1,114                                | 1,114          | 1,114           | 1,114          | 1,114           | 1,114          | 1,114                           | 1,114          | 1,114           | 1,114          |
| 356               | General industrial machinery & equipment -----  | 1,114           | 1,114          | 1,114                  | 1,114          | 1,114                                | 1,114          | 1,114           | 1,114          | 1,114           | 1,114          | 1,114                           | 1,114          | 1,114           | 1,114          |
| 3585              | Refrigerators and refrigeration machinery, except household and complete air-conditioning units -----   | 1,114           | 1,114          | 1,114                  | 1,114          | 1,114                                | 1,114          | 1,114           | 1,114          | 1,114           | 1,114          | 1,114                           | 1,114          | 1,114           | 1,114          |
| 5--               | Includes TIC's 353-Construction, mining, and materials handling machinery and equipment; and 3599-W Miscellaneous machinery, except electrical -----  | 11,712          | 11,177         | 11,917                 | 11,171         | 11,735                               | 11,122         | 1,150           | 1,150          | 1,150           | 1,150          | 1,150                           | 1,150          | 1,150           | 1,150          |
| 36                | ELECTRICAL MACHINERY, EQUIPMENT, AND SUPPLIES   |                 |                |                        |                |                                      |                |                 |                |                 |                |                                 |                |                 |                |
| 362               | Electrical industrial apparatus -----   | 1,114           | 1,114          | 1,114                  | 1,114          | 1,114                                | 1,114          | 1,114           | 1,114          | 1,114           | 1,114          | 1,114                           | 1,114          | 1,114           | 1,114          |
| 366               | Communication equipment -----   | 1,114           | 1,114          | 1,114                  | 1,114          | 1,114                                | 1,114          | 1,114           | 1,114          | 1,114           | 1,114          | 1,114                           | 1,114          | 1,114           | 1,114          |
| 3--               | Includes TIC's 312-Power distribution, and specialty transformers; 313-Switchgear and switchboard apparatus; 316-Sewing machines; and 351-Radio and television receiving sets, except communication types ----- | 11,031          | 11,171         | 11,110                 | 11,122         | 11,105                               | 11,122         | 1,114           | 1,114          | 1,114           | 1,114          | 1,114                           | 1,114          | 1,114           | 1,114          |
| 37                | TRANSPORTATION EQUIPMENT  |                 |                |                        |                |                                      |                |                 |                |                 |                |                                 |                |                 |                |
| 3713              | Truck, bus, and other vehicle (except passenger car) -----  | 11,055          | 11,114         | 11,033                 | 11,114         | 1,114                                | 1,114          | 1,114           | 1,114          | 1,114           | 1,114          | 1,114                           | 1,114          | 1,114           | 1,114          |
| 3715              | Truck trailers -----  | 11,114          | 11,114         | 11,114                 | 11,114         | 1,114                                | 1,114          | 1,114           | 1,114          | 1,114           | 1,114          | 1,114                           | 1,114          | 1,114           | 1,114          |
| 3717              | Motor vehicles and parts -----  | 11,114          | 11,114         | 11,114                 | 11,114         | 1,114                                | 1,114          | 1,114           | 1,114          | 1,114           | 1,114          | 1,114                           | 1,114          | 1,114           | 1,114          |
| 372               | Aircraft and parts -----  | 11,114          | 11,114         | 11,114                 | 11,114         | 1,114                                | 1,114          | 1,114           | 1,114          | 1,114           | 1,114          | 1,114                           | 1,114          | 1,114           | 1,114          |
| 3731              | Ship building and repairing -----   | 11,114          | 11,114         | 11,114                 | 11,114         | 1,114                                | 1,114          | 1,114           | 1,114          | 1,114           | 1,114          | 1,114                           | 1,114          | 1,114           | 1,114          |
| 3732              | Boat building and repairing -----   | 11,114          | 11,114         | 11,114                 | 11,114         | 1,114                                | 1,114          | 1,114           | 1,114          | 1,114           | 1,114          | 1,114                           | 1,114          | 1,114           | 1,114          |
| 3733              | Railroad and street cars -----  | 11,114          | 11,114         | 11,114                 | 11,114         | 1,114                                | 1,114          | 1,114           | 1,114          | 1,114           | 1,114          | 1,114                           | 1,114          | 1,114           | 1,114          |
| 3734              | Trailer coaches, hoisting type -----  | 11,114          | 11,114         | 11,114                 | 11,114         | 1,114                                | 1,114          | 1,114           | 1,114          | 1,114           | 1,114          | 1,114                           | 1,114          | 1,114           | 1,114          |
| 39                | MISCELLANEOUS MANUFACTURING INDUSTRIES  |                 |                |                        |                |                                      |                |                 |                |                 |                |                                 |                |                 |                |
| 3931              | Musical instruments and parts -----   | 11,114          | 11,114         | 11,114                 | 11,114         | 1,114                                | 1,114          | 1,114           | 1,114          | 1,114           | 1,114          | 1,114                           | 1,114          | 1,114           | 1,114          |
| 3941              | Games and toys, except dolls and children's vehicles -----  | 11,114          | 11,114         | 11,114                 | 11,114         | 1,114                                | 1,114          | 1,114           | 1,114          | 1,114           | 1,114          | 1,114                           | 1,114          | 1,114           | 1,114          |
| 3949              | Porting and athletic goods, n.e.c. -----  | 11,114          | 11,114         | 11,114                 | 11,114         | 1,114                                | 1,114          | 1,114           | 1,114          | 1,114           | 1,114          | 1,114                           | 1,114          | 1,114           | 1,114          |
| 3952              | Lea, pencils, etc. -----  | 11,114          | 11,114         | 11,114                 | 11,114         | 1,114                                | 1,114          | 1,114           | 1,114          | 1,114           | 1,114          | 1,114                           | 1,114          | 1,114           | 1,114          |
| 3981              | Brooms and brushes -----  | 11,114          | 11,114         | 11,114                 | 11,114         | 1,114                                | 1,114          | 1,114           | 1,114          | 1,114           | 1,114          | 1,114                           | 1,114          | 1,114           | 1,114          |
| 3982              | Morticians' goods -----   | 11,114          | 11,114         | 11,114                 | 11,114         | 1,114                                | 1,114          | 1,114           | 1,114          | 1,114           | 1,114          | 1,114                           | 1,114          | 1,114           | 1,114          |
| 3993              | Signs and advertising displays -----  | 11,114          | 11,114         | 11,114                 | 11,114         | 1,114                                | 1,114          | 1,114           | 1,114          | 1,114           | 1,114          | 1,114                           | 1,114          | 1,114           | 1,114          |

Standard Notes: n.e.c. - Not elsewhere classified.

1/ Detailed figures may not add to the totals because of omission of quantities less than 50,000 square feet.  
 2/ Two-digit numbers identify Major Groups of the Standard Industrial Classification (SIC); three-digit numbers are industry subgroups of the Major Groups; four-digit numbers identify individual IC industries. Three-digit numbers followed by one dash (e.g., 371-) indicate that one or more four-digit industries in this subgroup are listed separately. Two-digit numbers followed by two dashes (e.g., 26--) indicate that a group of three-digit industry subgroups and/or a group of four-digit industries (not elsewhere listed) have been combined.  
 3/ Less than 50,000 square feet.

NOTE ON SAMPLING VARIATION: (a) Unstarred figures have a standard error of estimate of 15 percent or less; (b) the one-starred figures have a standard error of estimate between 16 percent and 30 percent; (c) the two-starred figures have a standard error of estimate of over 30 percent.

Table 27.--Plywood used in selected manufacturing industries, by species, 1965<sup>1/</sup>  
(In thousand square feet, 3/8" basis)

| Industry number 2/ | Industry  | Total all species | Native softwood | Native hardwood | Imported wood |
|--------------------|---|-------------------|-----------------|-----------------|---------------|
|                    | TOTAL.....  | 2,104,432         | 1,186,094       | 705,452         | 212,956       |
| 2033               | Canned fruits and vegetables, preserves, jams, and jellies.....   | **2,201           | 1,344           | 257             | --            |
| 2085               | Distilled, rectified and blended liquors.....   | 3/                | 3/              | --              | --            |
| 2141               | Tobacco stemming and retying.....   | 3,260             | 2,180           | 1,083           | --            |
| 24                 | LUMBER AND WOOD PRODUCTS EXCEPT FURNITURE.....  |                   |                 |                 |               |
| 2421               | Sawmills and planing mills, general.....  | **10,682          | 10,682          | --              | --            |
| 2426               | Hardwood dimension and flooring.....  | **0,414           | 4,277           | 4,537           | --            |
| 2431               | Millwork plants.....  | 273,135           | 83,075          | 136,922         | 77,138        |
| 2432               | Veneer and plywood plants.....  | **110,143         | 11,763          | 61,895          | 6,720         |
| 2433               | Prefabricated wooden buildings and structural members.....  | 100,316           | 98,042          | 1,447           | 828           |
| 244                | Wooden containers.....  | 113,361           | 75,817          | 36,720          | 764           |
| 2430               | Wood products, n.e.c.....   | *75,951           | 73,585          | 1,702           | 204           |
| 25                 | FURNITURE AND FIXTURES.....   |                   |                 |                 |               |
| 2511               | Wood household furniture, except upholstered.....   | 442,489           | 96,313          | 295,288         | 50,343        |
| 2512               | Wood household furniture, upholstered.....  | **35,053          | 24,202          | 4,923           | 928           |
| 2514               | Metal household furniture.....  | *24,450           | 15,641          | 6,179           | 2,636         |
| 2515               | Mattresses and bedsprings.....  | 2,589             | 2,533           | 51              | 3/            |
| 2519               | Household furniture, n.e.c.....   | *3,456            | 3,358           | 69              | 3/            |
| 2521               | Wood office furniture.....  | 14,872            | 555             | 13,708          | 629           |
| 2522               | Metal office furniture.....   | 8,951             | 3,260           | 3,136           | 1,855         |
| 2531               | Public building and related furniture.....  | 36,954            | 20,108          | 16,276          | 570           |
| 2541               | Wood partitions, shelving, lockers, and office and store fixtures.....  | 90,798            | 56,625          | 24,325          | 9,848         |
| 2542               | Metal partitions, shelving, lockers and office and store fixtures.....  | *12,443           | 10,711          | 1,717           | 3/            |
| 2591               | Venetian blinds and shades.....   | 2,181             | 2,181           | --              | --            |
| 2599               | Furniture and fixtures, n.e.c.....  | *24,888           | 20,443          | 4,176           | 269           |
| 26                 | PAPER AND ALLIED PRODUCTS.....  |                   |                 |                 |               |
| 2600               | Includes 2601-Paper mills, 2631-Paper-board mills, 2641-Paper coating and reclaiming, and 2642-Building paper and building board mills..... | **2,014           | 2,014           | 3/              | --            |
| 31                 | LEATHER AND LEATHER PRODUCTS.....   |                   |                 |                 |               |
| 3121               | Boot and shoe cut stock and findings.....   | 770               | 55              | 525             | --            |
| 3141               | Luggage.....  | 17,477            | 7,317           | 6,000           | 1,200         |
| 32                 | STONE, CLAY, AND GLASS PRODUCTS.....  |                   |                 |                 |               |
| 3211               | Flat glass.....   | *10,300           | 10,300          | 10,300          | --            |
| 3200               | Includes 3201-Glass containers; 3205-Structural clay products; 3206-Cut stone and stone products.....                                       | **1,011           | 1,011           | 1,291           | 883           |
| 33                 | PRIMARY METAL INDUSTRIES.....   |                   |                 |                 |               |
| 3310               | Blast furnaces (including coke ovens), steel works and rolling mills.....   | *430              | 430             | 3/              | --            |
| 3311               | Finishing mills.....  | **1,200           | 1,200           | 104             | --            |
| 330                | Iron and steel foundries.....   | *1,307            | 4,330           | 370             | 112           |
| 335                | Rolling, drawing, and extruding of nonferrous metals.....   | *1,273            | 1,273           | 200             | --            |

See footnotes at end of table.

Table 27.--Plywood used in selected manufacturing industries, by species, 1965<sup>1/</sup>--Continued  
(In thousand square feet, 3/8" basis)

| Industry number 2/ | Industry  | Total all species | Native softwood | Native hardwood <sup>3/</sup> | Imported woods |
|--------------------|---|-------------------|-----------------|-------------------------------|----------------|
| 34                 | FABRICATED METAL PRODUCTS, EXCEPT ORDNANCE, MACHINERY AND TRANSPORTATION EQUIPMENT.....   |                   |                 |                               |                |
| 34--               | Includes 3411-Metal cans; 34--Cutlery, hand tools, and general hardware; 34 Heating apparatus and plumbing fixtures; 344-Fabricated structural metal products, 3441-Metal stampings; and 3441-Misc. fabricated wire products..... | **30,445          | 27,024          | 1,713                         | 1,708          |
| 35                 | MACHINERY, EXCEPT ELECTRICAL.....   |                   |                 |                               |                |
| 3522               | Farm machinery and equipment.....   | *3,544            | 3,414           | 130                           | --             |
| 354                | Metalworking machinery and equipment.....   | *3,472            | 3,400           | 3/                            | 3/             |
| 354                | Special industry machinery, except metalworking machinery.....  | *5,644            | 4,387           | 1,257                         | --             |
| 354                | General industrial machinery and equipment.....   | 5,425             | 4,425           | 56                            | 1,134          |
| 3545               | Refrigerators and refrigeration machinery, except household and complete air-conditioning units.....  | *17,373           | 17,301          | 64                            | 447            |
| 35--               | Includes 353-Construction, mining, and materials handling machinery; and 3537-Misc. machinery, except electrical.....   | **10,411          | 10,406          | 3/                            | 3/             |
| 36                 | ELECTRICAL MACHINERY, EQUIPMENT, AND SUPPLIES.....  |                   |                 |                               |                |
| 361                | Electrical industrial apparatus.....  | 1,735             | 1,731           | 3/                            | --             |
| 361                | Communication equipment.....  | *9,074            | 5,177           | 429                           | 73             |
| 36--               | Includes 3612-Power distribution, and specialty transformers; 3613-Switchgear and switchboard apparatus; 3623-Household laundry equipment; 3630-Sewing machines, and 3651-Radio and television receiving sets.....                | **10,751          | 15,657          | 886                           | 3/             |
| 37                 | TRANSPORTATION EQUIPMENT.....   |                   |                 |                               |                |
| 3713               | Truck, bus, and other vehicle (except passenger car) bodies.....  | 19,681            | 15,562          | 407                           | 670            |
| 3713               | Truck trailers.....   | 27,506            | 26,441          | 475                           | --             |
| 3717               | Motor vehicles and parts.....   | **24,541          | 14,393          | 210                           | 3/             |
| 372                | Aircraft and parts.....   | 12,409            | 12,772          | 140                           | 3/             |
| 3724               | Ship building and repairing.....  | *4,367            | 4,150           | 111                           | 136            |
| 3724               | Boat building and repairing.....  | 48,437            | 37,027          | 54                            | 8,372          |
| 374                | Railroad and street cars.....   | **7,307           | 6,334           | --                            | --             |
| 374                | Trailer coaches, busmin type.....   | 358,754           | 174,413         | 44,532                        | 45,120         |
| 38                 | MISCELLANEOUS MANUFACTURING INDUSTRIES.....   |                   |                 |                               |                |
| 3821               | Medical instruments and parts.....  | *3,143            | 1,552           | 1,547                         | 63             |
| 3841               | Games and toys, except dolls and children's vehicles.....   | *1,119            | 407             | 1,356                         | 547            |
| 3842               | Sporting and athletic goods, n.e.c.....   | 13,621            | 7,700           | 3,334                         | 67             |
| 3850               | Lead pencils, crayons, and artists' materials.....  | **4               | 3/              | 3/                            | 3/             |
| 3861               | Br and nail brushes.....  | **41              | 13              | 370                           | --             |
| 3862               | Martians' goods.....  | *1,532            | 325             | 3/                            | 3/             |
| 3873               | Signs and advertising displays.....   | *22,138           | 13,437          | 7,900                         | 751            |

Standard Note: 1. n.e.c. - Not elsewhere classified.

2/ Detailed figures may not add to the totals because of omission of quantities less than 50,000 square feet.

3/ Two-digit numbers identify Major Groups of the Standard Industrial Classification (SIC); three-digit numbers are industry subgroups of the Major groups; four-digit numbers identify individual SIC industries. Three-digit numbers followed by no dash (e.g., 331-) indicate that one or more four-digit industries in this subgroup are listed separately. Two-digit numbers followed by two dashes (e.g., 33--) indicate that a group of three-digit industry subgroups and/or a group of four-digit industries (not elsewhere listed) have been combined.

4/ Less than 50,000 square feet.

NOTE ON SAMPLING VARIATIONS: (a) Unstarred figures have a standard error of estimate of 1 percent or less; (b) star-starred figures have a standard error of estimate between 1 percent and 5 percent; (c) two-dashed figures have a standard error estimate of over 5 percent.

Table 28.--Native softwood plywood used in selected manufacturing industries, by species, 1965<sup>1/2</sup>  
(Thousand square feet, 3/8-inch basis)

| Industry number 2/            | Industry  | Total softwood plywood | Douglas fir | Firs (true) and spruce | Pine            |                             |               | Other softwood plywood |
|-------------------------------|---|------------------------|-------------|------------------------|-----------------|-----------------------------|---------------|------------------------|
|                               |   |                        |             |                        | Southern yellow | White (eastern and western) | Other & mixed |                        |
|                               | TOTAL.....  | 1,186,024              | 1,109,874   | 6,168                  | 14,907          | 10,820                      | 11,265        | 32,990                 |
| 24                            | NUMBER & WOOD PRODUCTS, EXCEPT FURNITURE  |                        |             |                        |                 |                             |               |                        |
| 2421                          | Sawmills and planing mills, general.....  | 19,682                 | **29,326    | --                     | --              | --                          | --            | **356                  |
| 2422                          | Hardwood dimension and flooring.....  | 4,877                  | **1,952     | 3/                     | 687             | 191                         | --            | --                     |
| 2431                          | Millwork plants.....  | 89,075                 | 83,641      | 3/                     | 3/              | **1,802                     | **1,566       | **2,007                |
| 2432                          | Veneer & plywood plants.....  | 11,768                 | **11,329    | --                     | --              | --                          | --            | **439                  |
| 2433                          | Prefabricated wooden buildings & structural members.....  | 98,042                 | 79,571      | **246                  | **1,885         | 3/                          | --            | **16,315               |
| 244                           | Wooden containers.....  | 75,817                 | *70,190     | **1,137                | **4,058         | **228                       | --            | **204                  |
| 2499                          | Wood products, n.e.c.....   | 73,985                 | *71,697     | *1,040                 | 3/              | 3/                          | 170           | *1,006                 |
| 25                            | FURNITURE AND FIXTURES  |                        |             |                        |                 |                             |               |                        |
| 2511                          | Wood household furniture, except upholstered....  | 96,918                 | 83,059      | **1,074                | **807           | **5,645                     | *1,156        | **5,177                |
| 2512                          | Wood household furniture, upholstered.....  | 29,202                 | 24,899      | --                     | **2,682         | **58                        | **1,451       | **112                  |
| 2514                          | Metal household furniture.....  | 15,641                 | *14,160     | --                     | --              | --                          | **1,289       | **192                  |
| 2514                          | Mattresses and bedsprings; Household furniture, n.e.c.....  | 5,891                  | *4,885      | --                     | 3/              | --                          | **999         | 3/                     |
| 252                           | Office furniture.....   | 4,515                  | *4,470      | 3/                     | --              | 3/                          | --            | --                     |
| 2531                          | Public building & related furniture.....  | 20,168                 | *19,879     | **59                   | **50            | --                          | 3/            | **109                  |
| 254                           | Partitions, shelving, lockers, and office and store fixtures  | 67,336                 | 65,958      | --                     | 3/              | **502                       | **372         | **495                  |
| 259                           | Vegetian blinds and shades; Furniture and fixtures, n.e.c.....  | 22,624                 | *22,297     | 58                     | **202           | --                          | --            | **67                   |
| 31                            | LEATHER AND LEATHER PRODUCTS  |                        |             |                        |                 |                             |               |                        |
| 3161                          | Luggage.....  | 7,612                  | *6,419      | 481                    | --              | **385                       | **1,327       | --                     |
| 32                            | STONE, CLAY, AND GLASS PRODUCTS   |                        |             |                        |                 |                             |               |                        |
| 3211                          | Flat glass.....   | 231                    | 2/          | --                     | **221           | --                          | --            | --                     |
| 33 & 34                       | PRIMARY METAL INDUSTRIES & FABRICATED METAL PRODUCTS, EXCEPT ORDINANCE, MACHINERY AND TRANSPORTATION EQUIPMENT..... | 35,855                 | *32,248     | 3/                     | **819           | 116                         | **1,754       | **305                  |
| 35 & 36                       | MACHINERY, EXCEPT ELECTRICAL: ELECTRICAL MACHINERY, EQUIPMENT, AND SUPPLIES.....                                    | 66,635                 | *64,481     | 100                    | **594           | *667                        | *425          | 378                    |
| 37                            | TRANSPORTATION EQUIPMENT  |                        |             |                        |                 |                             |               |                        |
| 3713                          | Truck, bus, and other vehicle (except passenger car) bodies.....  | 15,522                 | 15,507      | --                     | 3/              | --                          | --            | --                     |
| 3715                          | Truck trailers.....   | 26,691                 | 26,691      | --                     | --              | --                          | --            | --                     |
| 3717                          | Motor vehicles and parts.....   | 24,303                 | **23,764    | --                     | 3/              | 3/                          | *293          | **231                  |
| 372                           | Aircraft and parts.....   | 18,705                 | 17,994      | --                     | **72            | **69                        | --            | **571                  |
| 3731                          | Ship building and repairing.....  | 4,120                  | *3,979      | --                     | --              | 3/                          | 3/            | **133                  |
| 3732                          | Boat building and repairing.....  | 39,997                 | 38,365      | --                     | **1,413         | 3/                          | 3/            | *181                   |
| 3742                          | Railroad and street cars.....   | 7,306                  | 7,042       | --                     | 232             | 3/                          | --            | --                     |
| 3791                          | Trailer coaches, housing type.....  | 269,136                | 264,724     | **1,813                | *710            | **341                       | 3/            | *1,334                 |
| 39                            | MISCELLANEOUS MANUFACTURING INDUSTRIES  |                        |             |                        |                 |                             |               |                        |
| 3931                          | Musical instruments and parts.....  | 1,550                  | **1,526     | --                     | --              | 3/                          | 3/            | --                     |
| 3941                          | Games and toys, except dolls and children's vehicles.....   | 466                    | **466       | --                     | --              | --                          | --            | --                     |
| 3949                          | Sporting and athletic goods, n.e.c.....   | 7,200                  | *7,151      | 3/                     | --              | 3/                          | --            | 3/                     |
| 3993                          | Signs and advertising displays.....   | 13,507                 | *12,368     | --                     | **106           | **600                       | 3/            | **346                  |
| All other selected industries |   | 11,706                 | 8,516       | 3/                     | *740            | 3/                          | **386         | **2,504                |

Standard Notes: n.e.c. - Not elsewhere classified.

1/ Detailed figures may not add to the totals because of omission of quantities less than 50,000 square feet.

2/ Two-digit numbers identify Major Groups of the Standard Industrial Classification (SIC); three-digit numbers are industry subgroups of the Major Groups; four-digit numbers identify individual SIC industries. Three-digit numbers followed by one dash (e.g., 731-) indicate that one or more four-digit industries in this subgroup are listed separately. Two-digit numbers followed by two dashes (e.g., 26--) indicate that a group of three-digit industry subgroups and/or a group of four-digit industries (not elsewhere listed) have been combined.

3/ Less than 50,000 square feet.

NOTE ON SAMPLING VARIATIONS: (a) Unstarred figures have a standard error of estimate of 15 percent or less; (b) one-starred figures have a standard error of estimate between 16 percent and 30 percent; (c) two-starred figures have a standard error of estimate of over 30 percent.

Table 29.--Native hardwood plywood used in selected manufacturing industries, by species, 1965<sup>1/2</sup>  
(In thousand square feet, 3/8-inch basis)

| Industry number               | Industry   | Total hardwood plywood | Ash    | Beech    | Birch   | Cherry  | Cotton-wood | Elm    | Gum      | Hickory and pecan | Maple   | Oak      | Black walnut | Yellow poplar | Other hardwood plywood |
|-------------------------------|--|------------------------|--------|----------|---------|---------|-------------|--------|----------|-------------------|---------|----------|--------------|---------------|------------------------|
|                               | TOTAL.....   | 705,450                | 9,034  | **25,546 | 179,530 | *21,334 | 16,988      | *3,649 | *154,456 | *16,457           | 25,545  | 106,785  | 74,007       | 14,183        | *47,938                |
| 2141                          | Tobacco stemming & retying.....                                    | 1,333                  | --     | --       | --      | --      | --          | --     | --       | 1,083             | --      | --       | --           | --            | --                     |
| 24                            | LUMBER & WOOD PRODUCTS, EXCEPT FURNITURE                           |                        |        |          |         |         |             |        |          |                   |         |          |              |               |                        |
| 2404                          | Hardwood dimension and finishing.....                              | 4,537                  | --     | **67     | **470   | --      | --          | --     | *3,363   | --                | 3/      | 600      | --           | --            | --                     |
| 2431                          | Millwork plants.....   | 106,927                | *5,132 | *2,059   | 56,485  | 148     | 3/          | --     | *2,133   | --                | 3/      | 4,623    | --           | 3/            | **1,640                |
| 2432                          | Veneer & plywood plants.....                                       | 1,859                  | --     | **23,002 | **1,837 | **1,534 | --          | **310  | **14,487 | **999             | **1,897 | **21,796 | **3,834      | **1,696       | **16,803               |
| 2433                          | Prefabricated wood building & structural members.....              | 1,446                  | --     | --       | *637    | --      | --          | --     | --       | --                | --      | **115    | 3/           | --            | **690                  |
| 2441                          | Nailed & lock corner wood boxes & skook                            | 31,705                 | 3/     | --       | **429   | --      | 16,365      | 1,759  | 4,517    | --                | 3/      | **200    | --           | **891         | **6,329                |
| 2442                          | Wirebound boxes & crates.....                                      | 6,757                  | --     | --       | --      | --      | --          | --     | 2,043    | --                | --      | 2,654    | --           | --            | *1,054                 |
| 2443                          | Veneer & plywood containers, except boxes and crates.....          | --                     | --     | --       | --      | --      | --          | --     | --       | --                | --      | --       | --           | --            | --                     |
| 2499                          | Wood products, n.e.c.....  | 1,787                  | 3/     | --       | 3/      | 3/      | --          | --     | **166    | --                | --      | **65     | **367        | **232         | **381                  |
| 25                            | FURNITURE AND FIXTURES   |                        |        |          |         |         |             |        |          |                   |         |          |              |               |                        |
| 2511                          | Wood household furniture, except upholstered.....                  | 95,328                 | *4,171 | 97       | 63,309  | *18,269 | --          | **587  | 104,181  | *12,589           | 12,858  | 26,146   | 40,555       | *2,490        | *5,976                 |
| 2512                          | Wood household furniture, upholstered....                          | 4,223                  | **70   | --       | *828    | *29     | --          | --     | *1,456   | **100             | **73    | **891    | **206        | 3/            | **1,190                |
| 2514                          | Metal household furniture.....                                     | 6,179                  | 2/     | --       | **2,968 | 3/      | --          | --     | *2,465   | --                | 3/      | **109    | --           | **500         | **125                  |
| 2515                          | Mattresses and bedspreads: Household furniture, n.e.c.....         | 100                    | --     | --       | **68    | --      | --          | --     | --       | --                | --      | --       | 3/           | --            | --                     |
| 2521                          | Wood office furniture.....   | 13,793                 | --     | --       | **23    | --      | --          | --     | *6       | --                | *478    | *966     | 11,531       | 3/            | **435                  |
| 2522                          | Metal office furniture.....  | 3,136                  | --     | --       | *1,564  | --      | --          | --     | *743     | --                | --      | --       | 3/           | **621         | --                     |
| 2531                          | Public building & related furniture.....                           | 16,276                 | **147  | --       | *4,217  | 2/      | 143         | 518    | **5,916  | --                | **1,329 | **3,287  | **453        | 3/            | **242                  |
| 2541                          | Wood partitions, shelving, lockers, & office & store fixtures..... | 24,325                 | **595  | --       | 16,677  | **57    | --          | --     | **231    | 3/                | **1,373 | *1,745   | 3,211        | 2/            | **297                  |
| 2542                          | Metal partitions, shelving, lockers office & store fixtures.....   | 1,717                  | 3/     | --       | **797   | **81    | --          | 3/     | --       | 3/                | **1,297 | **240    | *400         | --            | **98                   |
| 2599                          | Furniture & fixtures, n.e.c.....                                   | 4,177                  | **804  | --       | *948    | --      | **177       | 3/     | **1,357  | --                | --      | **257    | *358         | --            | **194                  |
| 26                            | LEATHER AND LEATHER PRODUCTS                                       |                        |        |          |         |         |             |        |          |                   |         |          |              |               |                        |
| 2611                          | Boot & shoe cut stock & findings.....                              | 815                    | --     | --       | --      | --      | --          | --     | --       | --                | 815     | --       | --           | --            | --                     |
| 2612                          | Luggage.....   | 9,262                  | --     | --       | *205    | 3/      | **227       | --     | 2,798    | --                | 3/      | 2/       | **70         | 5,538         | 56                     |
| 27                            | STONE, CLAY, AND GLASS PRODUCTS                                    |                        |        |          |         |         |             |        |          |                   |         |          |              |               |                        |
| 2711                          | Flat glass.....  | 12,649                 | --     | --       | --      | --      | --          | --     | *7,264   | --                | --      | *5,385   | --           | --            | --                     |
| 27                            | TRANSPORTATION EQUIPMENT   |                        |        |          |         |         |             |        |          |                   |         |          |              |               |                        |
| 271                           | Motor vehicles & motor vehicle equipment.....                      | 1,552                  | --     | --       | 3/      | --      | 3/          | --     | --       | --                | *337    | **982    | --           | --            | **205                  |
| 2791                          | Trailer coaches, housing type.....                                 | 44,532                 | **989  | 161      | 18,794  | *927    | --          | *458   | 3/       | **754             | *3,926  | *4,106   | 5,786        | --            | *6,620                 |
| 29                            | MISCELLANEOUS MANUFACTURING INDUSTRIES                             |                        |        |          |         |         |             |        |          |                   |         |          |              |               |                        |
| 2931                          | Musical instruments and parts.....                                 | 1,247                  | --     | --       | **485   | 3/      | --          | --     | 3/       | --                | **644   | **115    | **711        | **74          | 3/                     |
| 2941                          | Games and toys, except dolls and children's vehicles.....          | 1,956                  | --     | --       | **1,232 | --      | **65        | --     | **147    | --                | --      | --       | --           | 3/            | **511                  |
| 2949                          | Sporting and athletic goods, n.e.c.....                            | 3,334                  | --     | --       | 3/      | 3/      | --          | --     | 319      | --                | 57      | 3/       | 3/           | 1,864         | *1,005                 |
| 2993                          | Signs and advertising displays.....                                | 7,900                  | **76   | 3/       | **6,761 | 3/      | --          | --     | 3/       | --                | 3/      | **93     | *615         | 2/            | **212                  |
| All other selected industries |  | 8,132                  | 3/     | 153      | *921    | 3/      | 3/          | 3/     | **751    | 904               | *554    | 360      | **324        | **502         | **3,600                |

Standard Notes: n.e.c.—Not elsewhere classified.

<sup>1/2</sup> Detailed figures may not add to the totals because of omission of quantities less than 50,000 square feet.

<sup>2/</sup> Two-digit numbers identify Major Groups of the Standard Industrial Classification (SIC); three-digit numbers are industry subgroups of the Major Groups; four-digit numbers identify individual SIC industries. Three-digit numbers followed by one dash (e.g., 331-) indicate that one or more four-digit industries in this subgroup are listed separately. Two-digit numbers followed by two dashes (e.g., 26 -) indicate that a group of three-digit industry subgroups and/or a group of four-digit industries (not elsewhere listed) have been combined.

<sup>3/</sup> Less than 50,000 square feet.

NOTE ON SAMPLING VARIATIONS: (a) Unstarred figures have a standard error of estimate of 15 percent or less; (c) one-starred figures have a standard error of estimate between 16 percent and 30 percent; (c) two-starred figures have a standard error of estimate of over 30 percent.



Table 20--Plywood from imported woods used in selected manufacturing industries, by species, 1965<sup>1/</sup>  
(In thousand square feet, 3/8-inch basis)

| Industry number 2             | Industry   | Total imported woods | Beech   | Birch    | Cativo | Mahogany | Philippine hardwoods | Sepele | Gen     | Shina   | Teak  | Vitrola | Other imported woods |
|-------------------------------|--|----------------------|---------|----------|--------|----------|----------------------|--------|---------|---------|-------|---------|----------------------|
|                               | TOTAL.....   | 215,956              | **4,129 | *25,314  | **810  | *26,923  | 139,768              | **820  | **6,699 | **3,459 | **778 | **567   | *3,689               |
| 24                            | LUMBER & WOOD PRODUCTS, EXCEPT FURNITURE   |                      |         |          |        |          |                      |        |         |         |       |         |                      |
| 2431                          | Millwork plants.....   | 77,138               | **4,129 | **3,721  | --     | **6,698  | *54,739              | --     | **4,355 | **2,619 | **471 | 3/      | **400                |
| 2432                          | Veneer & plywood plants.....   | 6,720                | --      | **726    | --     | **4,596  | **1,398              | --     | --      | --      | --    | --      | --                   |
| 2433                          | Prefabricated wooden buildings & structural members.....   | 808                  | --      | --       | --     | **74     | **754                | --     | --      | --      | --    | --      | --                   |
| 2441                          | Walled & lock corner wooden boxes & shooks.....  | 764                  | --      | 3/       | --     | --       | **757                | --     | --      | --      | --    | --      | --                   |
| 2499                          | Wood products, n.e.c.....  | 204                  | --      | 3/       | --     | 3/       | **86                 | --     | --      | --      | --    | --      | **61                 |
| 25                            | FURNITURE AND FIXTURES   |                      |         |          |        |          |                      |        |         |         |       |         |                      |
| 2511                          | Wood household furniture, except upholstered.....  | 50,743               | --      | **15,577 | **758  | *3,876   | *23,114              | **65   | **553   | **319   | --    | **561   | **520                |
| 2512                          | Wood household furniture, upholstered.....   | 978                  | --      | 183      | --     | 67       | *478                 | --     | --      | **193   | --    | --      | 3/                   |
| 2514                          | Metal household furniture.....   | 1,344                | --      | **715    | --     | --       | **1,714              | --     | --      | --      | --    | --      | **207                |
| 2521                          | Wood office furniture.....   | 629                  | --      | 300      | --     | **100    | **94                 | --     | --      | --      | 94    | --      | 41                   |
| 2522                          | Metal office furniture.....  | 1,855                | --      | --       | --     | **1,372  | *467                 | --     | --      | --      | 3/    | --      | --                   |
| 2531                          | Partitions, shelving, lockers, & related furniture.....  | 1,170                | --      | **126    | --     | **358    | **96                 | --     | --      | --      | --    | --      | --                   |
| 2541                          | Wood partitions, shelving, lockers, & office & store fixtures.....                                 | 3,848                | --      | **1,870  | --     | **560    | **6,942              | --     | --      | 3/      | **66  | --      | **409                |
| 2599                          | Furniture & fixtures, n.e.c.....   | 269                  | --      | **141    | 3/     | 3/       | 3/                   | --     | --      | --      | 3/    | --      | 3/                   |
| 31                            | LEATHER AND LEATHER PRODUCTS   |                      |         |          |        |          |                      |        |         |         |       |         |                      |
| 3161                          | Leisure.....   | 598                  | --      | 3/       | --     | --       | **548                | --     | --      | 3/      | --    | --      | --                   |
| 32                            | STONE, CLAY, AND GLASS PRODUCTS  |                      |         |          |        |          |                      |        |         |         |       |         |                      |
| 3251                          | Brick & structural clay tile.....  | 735                  | --      | --       | --     | **735    | --                   | --     | --      | --      | --    | --      | --                   |
| 34                            | FABRICATED METAL PRODUCTS, EXCEPT ORDNANCE, MACHINERY & TRANSPORTATION EQUIPMENT                   |                      |         |          |        |          |                      |        |         |         |       |         |                      |
| 3449                          | Miscellaneous metal work.....  | 1,499                | --      | --       | --     | --       | **1,699              | --     | --      | --      | --    | --      | --                   |
| 35                            | MACHINERY, EXCEPT ELECTRICAL   |                      |         |          |        |          |                      |        |         |         |       |         |                      |
| 3566                          | Mechanical power transmission equipment, except ball and roller bearings.....                      | 1,133                | --      | **1,133  | --     | --       | --                   | --     | --      | --      | --    | --      | --                   |
| 3585                          | Refrigerators & refrigeration machinery, except household and complete air-conditioning units..... | 446                  | --      | --       | --     | **366    | **80                 | --     | --      | --      | --    | --      | --                   |
| 37                            | TRANSPORTATION EQUIPMENT   |                      |         |          |        |          |                      |        |         |         |       |         |                      |
| 3713                          | Truck, bus, and other vehicle (except passenger car) bodies.....                                   | 676                  | --      | --       | --     | 3/       | **674                | --     | --      | --      | --    | --      | --                   |
| 3731                          | Ship building and repairing.....   | 138                  | --      | --       | --     | *137     | --                   | --     | --      | --      | 3/    | --      | --                   |
| 3732                          | Boat building and repairing.....   | 8,372                | --      | --       | --     | *1,734   | *6,533               | **249  | 1,791   | **204   | --    | --      | **56                 |
| 3791                          | Trailer coaches, housing type.....   | 45,120               | --      | **163    | --     | *1,202   | 39,541               | --     | --      | --      | --    | --      | **1,970              |
| 39                            | MISCELLANEOUS MANUFACTURING INDUSTRIES   |                      |         |          |        |          |                      |        |         |         |       |         |                      |
| 3941                          | Games and toys, except dolls and children's vehicles.....  | 547                  | --      | **447    | --     | --       | --                   | --     | --      | **100   | --    | --      | --                   |
| 3993                          | Signs and advertising displays.....  | 751                  | --      | **143    | --     | 3/       | --                   | **506  | --      | 3/      | 3/    | --      | --                   |
| All other selected industries |  | 509                  | --      | 3/       | 3/     | *401     | **54                 | --     | --      | --      | 2/    | --      | 3/                   |

Standard Notes: n.e.c. Not elsewhere classified.

1/ Detailed figures may not add to the totals because of omission of quantities less than 50,000 square feet.  
 2/ Two-digit numbers identify Major Groups of the Standard Industrial Classification (SIC); three-digit numbers are industry subgroups of the Major Groups; four-digit numbers identify individual SIC industries. Three-digit numbers followed by one dash (e.g., 331-) indicate that one or more four-digit industries in this subgroup are listed separately. Two-digit numbers followed by two dashes (e.g., 26--) indicate that a group of three-digit industry subgroups and/or a group of four-digit industries (not elsewhere listed) have been combined.  
 3/ Less than 50,000 square feet.

NOTE ON SAMPLING VARIATIONS: (a) Unstarred figures have a standard error of estimate of 15 percent or less; (b) one-starred figures have a standard error of estimate between 15 percent and 30 percent; (c) two-starred figures have a standard error of estimate of over 30 percent.

Table 31.--Plywood used in selected manufactured products, by species, 1960 and 1965

(In million square feet, 3/8-inch basis)

| Species                       | Furniture       |          |                 |          | Millwork        |          |                 |          | Prefabricated structures |          |                 |          | Jigs, models, patterns, and flasks |          |                 |          |
|-------------------------------|-----------------|----------|-----------------|----------|-----------------|----------|-----------------|----------|--------------------------|----------|-----------------|----------|------------------------------------|----------|-----------------|----------|
|                               | 1960            |          | 1965            |          | 1960            |          | 1965            |          | 1960                     |          | 1965            |          | 1960                               |          | 1965            |          |
|                               | Million sq. ft. | Per-cent | Million sq. ft. | Per-cent | Million sq. ft. | Per-cent | Million sq. ft. | Per-cent | Million sq. ft.          | Per-cent | Million sq. ft. | Per-cent | Million sq. ft.                    | Per-cent | Million sq. ft. | Per-cent |
| Total, all species.....       | 779             | 100.0    | 690             | 100.0    | 307             | 100.0    | 294             | 100.0    | 540                      | 100.0    | 157             | 100.0    | 19                                 | 100.0    | 25              | 100.0    |
| Softwoods.....                | 271             | 34.8     | 224             | 32.5     | 76              | 24.7     | 90              | 32.6     | 437                      | 80.9     | 129             | 97.7     | 17                                 | 86.5     | 22              | 87.1     |
| Douglas fir.....              | 259             | 33.3     | 199             | 28.9     | 72              | 23.5     | 90              | 32.6     | 337                      | 62.4     | 85              | 79.3     | 16                                 | 79.9     | 19              | 77.5     |
| Firs, true.....               | 1               | .1       | 1               | .1       | (2)             | .1       | 2               | .7       | 10                       | 1.8      | 2               | .1       | (NA)                               |          | (2)             | .1       |
| Hemlock.....                  | (NA)            |          | 1               | .2       | (NA)            |          | (1 2)           | .3       |                          |          | (NA)            |          | (NA)                               |          | (NA)            |          |
| Fine:                         |                 |          |                 |          |                 |          |                 |          |                          |          |                 |          |                                    |          |                 |          |
| Eastern white.....            | (NA)            |          | 6               | .9       | (NA)            |          | 2               | .5       |                          |          | 2               | (3)      | (2)                                | 0.1      | (2)             | .6       |
| Ponderosa.....                | 4               | .5       | 2               | (3)      | 1               | .3       | 2               | .1       |                          |          | (NA)            |          | 1                                  | 4.5      | (2)             | (3)      |
| Southern yellow.....          | (NA)            |          | 4               | .6       | (NA)            |          | 2               | (3)      |                          |          | 2               | 1.4      | (2)                                | .2       | (2)             | .5       |
| Sugar.....                    | 1               | .1       | (NA)            |          | (2)             | (3)      | 2               | (3)      |                          |          | 2               | 1.4      | (2)                                | .2       | (2)             | .5       |
| Western white.....            | 2               | .3       | 2               | (3)      | 1               | .4       | 2               | .1       |                          |          |                 |          |                                    |          | (2)             | (3)      |
| Other pine.....               | 2               | .3       | 6               | .8       | (2)             | .1       | 1               | .5       |                          |          |                 |          | 2                                  | .5       | (2)             | (3)      |
| Spruce.....                   | 4               | .1       | 1               | .1       | (2)             | (3)      | (NA)            |          |                          |          | (2 4)           | .2       |                                    | .8       | (2)             | .6       |
| All other softwoods.....      | 1               | .1       | 5               | .8       | 1               | .3       | 2               | .7       |                          |          | 18              | 16.2     | 2                                  | (3)      | 2               | 7.8      |
| Hardwoods.....                | 418             | 53.6     | 499             | 57.9     | 90              | 29.2     | 115             | 39.1     | 2                        | 0.4      | 1               | 1.5      | 2                                  | 12.5     | 3               | 11.9     |
| Ash.....                      | 7               | 1.0      | 12              | 1.7      | 7               | 2.2      | 6               | 1.9      | (NA)                     |          | (NA)            |          | (NA)                               |          |                 |          |
| Birch.....                    | 88              | 11.3     | 85              | 12.3     | 59              | 19.1     | 61              | 20.7     | (NA)                     |          | 1               | 0.6      | 1                                  | 3.4      | (2)             | 0.9      |
| Cherry.....                   | 8               | 1.0      | 21              | 3.1      | (2)             | (3)      | (2)             | .1       | (NA)                     |          | (NA)            |          | (NA)                               |          |                 |          |
| Cottonwood.....               | (2)             | .1       | 2               | .1       |                 |          | (NA)            |          | (NA)                     |          | (NA)            |          | (NA)                               |          |                 |          |
| Elm.....                      | 1               | .1       | 1               | .2       | (2)             | (3)      | (2)             | .3       | (NA)                     |          | (NA)            |          | (NA)                               |          |                 |          |
| Gum:                          |                 |          |                 |          |                 |          |                 |          |                          |          |                 |          |                                    |          |                 |          |
| Sweetgum.....                 | 88              | 11.2     | 21              | 3.0      | 3               | .9       | (2)             | .1       | (NA)                     |          | (NA)            |          | (NA)                               |          | (2)             | (3)      |
| Tupelo, black and water.....  | 73              | 9.3      | 17              | 2.5      | 4               | 1.3      | (2)             | (3)      | (NA)                     |          | (NA)            |          | (NA)                               |          | (2)             | (3)      |
| Mixed gum.....                | 26              | 3.4      | 97              | 14.1     | 5               | 1.7      | 2               | .6       | (NA)                     |          | (NA)            |          | (NA)                               |          | 1               | 3.4      |
| Magnolia.....                 | (2)             | .1       | 1               | .1       | (2)             | (3)      | (NA)            |          | (NA)                     |          | (NA)            |          | (NA)                               |          |                 |          |
| Maple.....                    | 35              | 4.5      | 17              | 2.5      | (2)             | .1       | 2               | .5       | (NA)                     |          | (NA)            |          | (NA)                               |          |                 |          |
| Oak.....                      | 24              | 3.0      | 37              | 5.3      | 6               | 2.1      | 35              | 12.1     | (NA)                     |          | (2)             | .1       | (NA)                               | 5.1      | (2)             | .7       |
| Sycamore.....                 | 6               | .8       | (2)             | (3)      |                 |          | (NA)            |          | (NA)                     |          | (NA)            |          | (NA)                               |          | (2)             | .1       |
| Black walnut.....             | 34              | 4.3      | 63              | 9.1      | 2               | .5       | 5               | 1.7      | (NA)                     |          | (2)             | (3)      | (3)                                |          |                 |          |
| Yellow poplar.....            | 18              | 2.3      | 4               | .5       | (2)             | .2       | (2)             | (3)      | (NA)                     |          | (NA)            |          |                                    |          | (2)             | (3)      |
| All other hardwoods.....      | 10              | 1.3      | 23              | 3.4      | 4               | 1.1      | 4               | 1.4      | (NA)                     |          | 1               | .7       | 2                                  | .5       | 2               | 10.0     |
| Imported woods.....           | 90              | 11.6     | 67              | 9.6      | 141             | 46.1     | 83              | 28.3     | 101                      | 18.7     | 1               | 0.8      | (2)                                | 1.0      | 2               | 1.0      |
| Mahogany.....                 | 42              | 5.4      | 13              | 1.8      | 3               | 1.0      | 7               | 2.5      | (NA)                     |          | (2)             | (3)      |                                    |          | (2)             | 0.5      |
| Philippine hardwoods.....     | 24              | 3.1      | 30              | 4.4      | 125             | 40.7     | 59              | 20.0     | 67                       | 12.4     | 1               | 0.8      | (NA)                               |          | (2)             | (3)      |
| All other imported woods..... | 24              | 3.1      | 24              | 3.4      | 13              | 4.4      | 17              | 5.8      | 34                       | 6.3      |                 |          | 2                                  | 1.0      | (2)             | .4       |

2 Western hemlock.  
 2 Less than 500,000 square feet.  
 1 Less than .1 percent.  
 4 Eastern spruce.

Table 30--Wood used in selected manufacturing industries for containers, pallets, signs, models, patterns, and blocks and damage, 1960 and 1965

(In thousands square feet, 64-inch basis)

| Industry<br>number   | Industry  | Containers |        | Pallets |        | Signs, models,<br>patterns, and<br>blocks |       | Damage,<br>die king, and<br>wasting |       | Industry<br>total <sup>1</sup> |
|--|---|------------|--------|---------|--------|---|-------|-------------------------------------|-------|--------------------------------|
|  |   | 1960       | 1965   | 1960    | 1965   | 1960                                      | 1965  | 1960                                | 1965  |                                |
| <b>20 FOOD</b>   |   |            |        |         |        |   |       |                                     |       |                                |
| 2001   | Canned fruits and vegetables, preserved, jams, and jellies.....                     | NA         | 2,427  | NA      | 164    | NA  | --    | NA                                  | (4)   | 2993                           |
| 2002   | Distilled, rectified and blended liquors.....                                       | NA         | --     | NA      | --     | NA  | --    | NA                                  | --    | 2,085                          |
| 2003   | Wine, stemming and re-drying.....   | NA         | 2,229  | NA      | --     | NA  | --    | NA                                  | --    | 2141                           |
| 2004   | D and milk.....   | NA         | --     | NA      | --     | NA  | --    | NA                                  | --    | 1284                           |
| <b>21 LUMBER AND WOOD PRODUCTS, EXCEPT FURNITURE</b>                           |   |            |        |         |        |   |       |                                     |       |                                |
| 2101   | Sawmills and planing mills, general.....  | --         | 4      | 26      | 1,092  | (5)                                       | --    | 189                                 | 458   | 2612                           |
| 2102   | Hardwood laminates and flooring.....  | --         | --     | 67      | 1,584  | (5)                                       | --    | --                                  | --    | 2,076                          |
| 2103   | General product sawmills.....   | --         | --     | --      | --     | --  | --    | --                                  | --    | 26,769                         |
| 2104   | Mills for planing.....  | 89         | 4      | 116     | 572    | --  | 136   | 74                                  | 541   | 3,531                          |
| 2105   | Wenters and plywood plants.....   | 306        | 2      | 304     | 1,076  | --  | 2,771 | 2,108                               | 2,108 | 25,377                         |
| 2106   | Pre-fabricated wooden buildings and structural members.....                         | 201        | --     | --      | --     | 111                                       | 411   | --                                  | 111   | 2,177                          |
| 2107   | Walled and lock corner wooden boxes and blocks.....                                 | 2,264      | 1,373  | 23      | 3,252  | --  | --    | --                                  | --    | 2,264                          |
| 2108   | Wire and mesh boxes and crates.....   | 1,089      | 1,373  | --      | --     | --  | --    | --                                  | --    | 2,627                          |
| 2109   | Wenters and plywood manufacturers, except boxes and crates.....                     | 1,989      | 1,373  | --      | --     | --  | --    | --                                  | --    | 26,533                         |
| 2110   | Waste.....  | --         | --     | --      | --     | --  | --    | --                                  | --    | 2,627                          |
| 2111   | Wood products, n.e.c.....   | 8          | 2      | 1,131   | 26,311 | 1   | 24    | 2                                   | 27    | 26,119                         |
| <b>22 FURNITURE AND FIXTURES</b>   |   |            |        |         |        |   |       |                                     |       |                                |
| 2201   | Wood household furniture, except upholstered.....                                   | 114        | 16     | 6       | 1,889  | 31  | 287   | 2                                   | --    | 2,511                          |
| 2202   | Wood household furniture, upholstered.....  | --         | --     | --      | 26     | 165                                       | 97    | 4                                   | --    | 2,511                          |
| 2203   | Major household furniture.....  | 14         | 2      | --      | 68     | --  | 14    | 4                                   | --    | 2,511                          |
| 2204   | Mattresses and bedprings.....   | --         | 2      | 2       | --     | --  | --    | --                                  | --    | 2,511                          |
| 2205   | Household furniture, n.e.c.....   | --         | --     | --      | --     | --  | 4     | --                                  | --    | 2,511                          |
| 2206   | Wood office furniture.....  | --         | --     | --      | --     | --  | --    | --                                  | --    | 147                            |
| 2207   | Metal office furniture.....   | --         | --     | --      | --     | --  | --    | --                                  | --    | 2,364                          |
| 2208   | Tables, chairs, and related furniture.....  | 2          | 2      | 1       | 208    | --  | 4     | --                                  | --    | 2,364                          |
| 2209   | Benches, stools, and related furniture.....   | --         | 1      | --      | 1      | --  | 102   | 148                                 | --    | 2,364                          |
| 2210   | Wardrobes, dressers, and related furniture.....                                     | --         | 1      | --      | 1      | --  | --    | --                                  | --    | 2,364                          |
| 2211   | Furniture and fixtures, n.e.c.....  | 13         | --     | 4       | --     | 5   | --    | 2                                   | --    | 2,511                          |
| <b>23 PAPER AND ALLIED PRODUCTS</b>  |   |            |        |         |        |   |       |                                     |       |                                |
| 2301   | Super-calendered, coated building paper mills.....                                  | --         | --     | --      | 1,418  | --  | --    | 24                                  | 24    | 2,511                          |
| 2302   | Super-calendered mills.....   | --         | --     | --      | 18     | --  | --    | 4                                   | 4     | 2,511                          |
| 2303   | Super-calendering and slitting.....   | --         | --     | --      | 126    | --  | --    | 113                                 | 113   | 2,642                          |
| 2304   | Slitting paper and building board mills.....  | --         | --     | --      | 181    | --  | --    | --                                  | --    | 2,642                          |
| <b>24 TEXTILES AND RELATED PRODUCTS</b>  |   |            |        |         |        |   |       |                                     |       |                                |
| 2401   | Text and other non-woven and filling.....   | --         | --     | --      | --     | 72  | 4     | 4                                   | --    | 3,131                          |
| 2402   | Garments.....   | --         | 17     | --      | 82     | 243                                       | 24    | --                                  | 4     | 3,131                          |
| <b>25 RUBBER, PLASTIC, AND GLASS PRODUCTS</b>                                  |   |            |        |         |        |   |       |                                     |       |                                |
| 2501   | Rubber goods.....   | 1,706      | 16,742 | 195     | 2,093  | --  | --    | --                                  | --    | 3,211                          |
| 2502   | Plastic products.....   | NA         | 2      | NA      | 2      | --  | --    | NA                                  | --    | 3,211                          |
| 2503   | Glass and other glass products.....   | NA         | 2      | NA      | 2      | --  | 3,158 | NA                                  | 2     | 3,211                          |
| 2504   | Other plastic and glass products.....   | NA         | 2      | NA      | 2      | --  | 2     | NA                                  | --    | 241                            |
| <b>26 PRIMARY METAL INDUSTRIES</b>   |   |            |        |         |        |   |       |                                     |       |                                |
| 2601   | Black ferroalloys (including manganese, steel works and rolling mills).....         | 8          | 268    | 2       | 26     | 1,09                                      | 216   | 81                                  | 173   | 3,117                          |
| 2602   | Primary metal.....  | 172        | 1,077  | 33      | 287    | 16  | 78    | 63                                  | 63    | 3,117                          |
| 2603   | Iron and steel foundries.....   | 122        | 64     | 27      | 27     | 1,365                                     | 2,821 | 1                                   | 1     | 3,117                          |
| 2604   | Rolling, drawing, extruding, etc. of iron, steel.....                               | 1,222      | 1,077  | 27      | 257    | 53  | 2     | 298                                 | 61    | 3,117                          |
| <b>27 FINE AND METAL INDUSTRIES, EXCEPT RUBBER, PLASTIC AND GLASS PRODUCTS</b> |   |            |        |         |        |   |       |                                     |       |                                |
| 2701   | Metal castings.....   | 16         | 4      | --      | --     | --  | --    | 16                                  | 16    | 3,411                          |
| 2702   | Machinery, hand tools, and power machinery.....                                     | --         | 121    | 1,3     | 1,3    | 110                                       | --    | 1                                   | 1     | 3,411                          |
| 2703   | Heat-treating apparatus (except electrical and pneumatic fixtures).....             | --         | 121    | 1,3     | 1,3    | 110                                       | --    | 1                                   | 1     | 3,411                          |
| 2704   | Electrical, electronic, metal products.....   | 4          | 116    | 116     | 444    | 215                                       | 324   | 76                                  | 299   | 3,411                          |
| 2705   | Metal components.....   | NA         | NA     | NA      | 13     | 212                                       | 63    | NA                                  | 63    | 3,411                          |
| 2706   | Mechanical and electrical equipment.....  | NA         | --     | NA      | 1      | --  | 1     | NA                                  | --    | 3,411                          |
| <b>28 MISCELLANEOUS MANUFACTURING</b>  |   |            |        |         |        |   |       |                                     |       |                                |
| 2801   | Food processing equipment.....  | 19         | 124    | --      | --     | --  | --    | 19                                  | 19    | 1,502                          |
| 2802   | Textile machinery, including spinning, weaving, and finishing.....                  | 1,800      | 1,800  | 24      | 24     | 24  | 24    | 24                                  | 24    | 1,502                          |
| 2803   | Metalworking machinery and equipment.....   | 1,800      | 1,800  | 24      | 24     | 24  | 24    | 24                                  | 24    | 1,502                          |
| 2804   | Special machinery, including printing and related machinery.....                    | 1,800      | 1,800  | 24      | 24     | 24  | 24    | 24                                  | 24    | 1,502                          |
| 2805   | General industrial machinery and equipment.....                                     | 1,800      | 1,800  | 24      | 24     | 24  | 24    | 24                                  | 24    | 1,502                          |
| 2806   | Special machinery, including printing and related machinery, except hand tools..... | 1,800      | 1,800  | 24      | 24     | 24  | 24    | 24                                  | 24    | 1,502                          |
| 2807   | Special machinery, including printing and related machinery, except hand tools..... | 1,800      | 1,800  | 24      | 24     | 24  | 24    | 24                                  | 24    | 1,502                          |
| 2808   | Machinery, including printing and related machinery, except hand tools.....         | 1,800      | 1,800  | 24      | 24     | 24  | 24    | 24                                  | 24    | 1,502                          |
| 2809   | Machinery, including printing and related machinery, except hand tools.....         | 1,800      | 1,800  | 24      | 24     | 24  | 24    | 24                                  | 24    | 1,502                          |
| 2810   | Machinery, including printing and related machinery, except hand tools.....         | 1,800      | 1,800  | 24      | 24     | 24  | 24    | 24                                  | 24    | 1,502                          |
| <b>29 CHEMICAL AND ALLIED PRODUCTS</b>   |   |            |        |         |        |   |       |                                     |       |                                |
| 2901   | Chemical machinery, including printing and related machinery.....                   | 1,800      | 1,800  | 24      | 24     | 24  | 24    | 24                                  | 24    | 1,502                          |
| 2902   | Chemical machinery, including printing and related machinery.....                   | 1,800      | 1,800  | 24      | 24     | 24  | 24    | 24                                  | 24    | 1,502                          |
| 2903   | Chemical machinery, including printing and related machinery.....                   | 1,800      | 1,800  | 24      | 24     | 24  | 24    | 24                                  | 24    | 1,502                          |
| 2904   | Chemical machinery, including printing and related machinery.....                   | 1,800      | 1,800  | 24      | 24     | 24  | 24    | 24                                  | 24    | 1,502                          |
| 2905   | Chemical machinery, including printing and related machinery.....                   | 1,800      | 1,800  | 24      | 24     | 24  | 24    | 24                                  | 24    | 1,502                          |
| 2906   | Chemical machinery, including printing and related machinery.....                   | 1,800      | 1,800  | 24      | 24     | 24  | 24    | 24                                  | 24    | 1,502                          |

1. Excludes other than this table.

Table 2.--Plywood used in selected manufacturing industries for containers, pallets, signs, models, patterns, and blocks; not furniture, 1960 and 1965--Continued

(In thousand square feet, 1/8-inch thick)

| Industry number <sup>1</sup> | Industry  | Containers |       | Pallets |       | Signs, models, patterns, and blocks |       | Jigs, blocks, and bracing |       | Industry number <sup>2</sup> |
|------------------------------|---|------------|-------|---------|-------|-------------------------------------|-------|---------------------------|-------|------------------------------|
|                              |   | 1960       | 1965  | 1960    | 1965  | 1960                                | 1965  | 1960                      | 1965  |                              |
| 37                           | TRANSPORTATION EQUIPMENT  |            |       |         |       |                                     |       |                           |       | 37                           |
| 3713                         | Truck, bus, and other vehicle (except passenger car), bodies..... | 81         | (4)   | --      | (7)   | (4)                                 | --    | --                        | --    | 3713                         |
| 3715                         | Truck trailers.....   | --         | 189   | --      | --    | (4)                                 | (4)   | --                        | --    | 3715                         |
| 3717                         | Motor vehicles and parts.....                                     | 126        | 777   | 336     | 906   | 551                                 | 550   | 1,191                     | 1,500 | 3717                         |
| 372                          | Aircraft and parts.....   | 11,566     | 8,173 | 262     | 1,009 | 2,267                               | 7,937 | 63                        | 166   | 372                          |
| 373                          | Ship and boat building, and repairing.....                        | 143        | 69    | (4)     | (4)   | 711                                 | 2,925 | 265                       | 487   | 373                          |
| 374                          | Railroad and street cars.....                                     | --         | (4)   | (4)     | (4)   | 75                                  | 108   | (4)                       | (4)   | 374                          |
| 3791                         | Trailer coaches, housing type.....                                | --         | (4)   | --      | (4)   | (4)                                 | 101   | --                        | 98    | 3791                         |
| 39                           | MAJOR MANUFACTURING INDUSTRIES                                    |            |       |         |       |                                     |       |                           |       | 39                           |
| 3911                         | Medical instruments and parts.....                                | 187        | 8     | --      | 55    | (4)                                 | (4)   | --                        | 56    | 3911                         |
| 3921                         | Trucks and toys, except dolls and children's vehicles.....        | (4)        | 96    | (4)     | (4)   | (4)                                 | (4)   | --                        | --    | 3921                         |
| 3922                         | Sporting and athletic goods, n.e.c.....                           | (4)        | 181   | 218     | (4)   | (4)                                 | (4)   | --                        | (4)   | 3922                         |
| 3923                         | Leaf pencils, crayons, and artists' materials.....                | --         | --    | --      | --    | 83                                  | (4)   | --                        | --    | 3923                         |
| 3924                         | Brooms and brushes.....   | (4)        | --    | (4)     | --    | 51                                  | --    | --                        | --    | 3924                         |
| 3925                         | Rackets.....  | --         | --    | --      | --    | --                                  | --    | --                        | --    | 3925                         |
| 3928                         | Wool-fabric goods.....  | --         | 131   | --      | (4)   | --                                  | (4)   | --                        | (4)   | 3928                         |
| 3933                         | Signs and advertising displays.....                               | 6,776      | 1,194 | (4)     | (4)   | 138                                 | 979   | (4)                       | 60    | 3933                         |

<sup>1</sup> The 1965 study included 511 of the 531 4-digit industries in the manufacturing segment of the economy as delineated by the Standard Industrial Classification Manual, Bureau of the Budget. The 1960 study included 157 heavy wood-using manufacturing industries. These 157 industries accounted for 93 percent of the wood use reported in the 1960 survey.

<sup>2</sup> Two-digit numbers identify Major Groups of the Standard Industrial Classification (SIC); three-digit numbers are industry subgroups of the Major Groups; four-digit numbers identify individual SIC industries. Three-digit numbers followed by an dash (e.g., 371-) indicate that one or more four-digit industries in this subgroup are listed separately. Two-digit numbers followed by two dashes (e.g., 39--) indicate that a group of three-digit industry subgroups and/or a group of four-digit industries (not elsewhere listed) have been combined.

<sup>3</sup> Data for 1960 are for all industries studied that year. Detailed figures for 1960 will not add to totals because of omission of industries in the 1965 survey that were included in the 1960 study.

<sup>4</sup> Less than 50,000 square feet.

<sup>5</sup> Revised figures for 1960.

Standard Report number: Not elsewhere classified. NA=Not available.

Table 1.---Sheet used (in pounds and over per cubic foot) used in selected manufacturing industries for products made for sale, for own use, and for dunnage, 1965-  
(In thousand square feet)

| Industry<br>number | Industry   | Products made for own use and dunnage |                |                        |                |                               |                |                 |                |                 |                |                                |                |                 |                |
|--------------------|--|---------------------------------------|----------------|------------------------|----------------|-------------------------------|----------------|-----------------|----------------|-----------------|----------------|--------------------------------|----------------|-----------------|----------------|
|                    |  | Industry total                        |                | Products made for sale |                | Total for own use and dunnage |                | Fallets         |                | Containers      |                | Sigs, models patterns & flasks |                | Dunnage         |                |
|                    |  | Surface measure                       | 1/8-inch basis | Surface measure        | 1/8-inch basis | Surface measure               | 1/8-inch basis | Surface measure | 1/8-inch basis | Surface measure | 1/8-inch basis | Surface measure                | 1/8-inch basis | Surface measure | 1/8-inch basis |
| TOTAL              | -----  | 912,441                               | 1,608,277      | 900,886                | 1,573,617      | 12,555                        | 26,660         | **6,311         | **13,326       | **3,475         | **8,391        | **1,218                        | **1,955        | **1,491         | **3,028        |
| 2000               | Damaged fruits & vegetables, preserves, and canned fruits  | 3                                     | 3              | --                     | --             | 3                             | 3              | --              | --             | 275             | 275            | --                             | --             | 3               | 3              |
| 2100               | Food processing & related  | 275                                   | 275            | --                     | --             | 275                           | 275            | --              | --             | 275             | 275            | --                             | --             | 3               | 3              |
| 2200               | TEXTILE & WOOD PRODUCTS, EXCEPT FURNITURE  |                                       |                |                        |                |                               |                |                 |                |                 |                |                                |                |                 |                |
| 2200               | Handloom dimension & finishing mills   | **572                                 | **14           | **480                  | **522          | **92                          | **92           | --              | --             | **              | **             | --                             | --             | --              | --             |
| 2201               | Millwork plants  | **199,319                             | **243,493      | **129,339              | **243,493      | --                            | --             | --              | --             | --              | --             | --                             | --             | --              | --             |
| 2202               | Veneer & plywood plants  | **73,199                              | **307,567      | **72,771               | **306,349      | **428                         | **735          | --              | --             | --              | --             | --                             | --             | --              | --             |
| 2203               | Premanufactured wooden buildings & structural members  | **23,121                              | **9,950        | **23,121               | **9,950        | --                            | --             | --              | --             | --              | --             | --                             | --             | --              | --             |
| 2204               | Includes SIC's 2421-Machinery & planing mills; 2422-Milling & stock; 2423-Wood boxes & shanks; 2424-Boxes & crates; 2425-Other wood products, except boxes & crates; 2426-Other wood products, except boxes & crates                         | **119,824                             | **244,113      | **117,015              | **241,721      | **1,811                       | **2,234        | 3               | **             | 3               | 3              | 3                              | 2              | **              | **             |
| 23                 | FURNITURE AND FIXTURES   |                                       |                |                        |                |                               |                |                 |                |                 |                |                                |                |                 |                |
| 2301               | Wood household furniture, except up-<br>holstered  | 295,574                               | 307,507        | 295,574                | 307,506        | 3                             | 3              | --              | --             | --              | --             | 3                              | 3              | --              | --             |
| 2302               | Wood household furniture, upholstered  | **1,411                               | **2,922        | **1,411                | **2,922        | 3                             | 3              | --              | --             | --              | --             | 3                              | 3              | --              | --             |
| 2303               | Metal household furniture  | **17,134                              | **24,757       | **17,134               | **24,757       | --                            | --             | --              | --             | --              | --             | --                             | --             | --              | --             |
| 2304               | Warehouses and showrooms   | **322                                 | **359          | **322                  | **359          | --                            | --             | --              | --             | --              | --             | --                             | --             | --              | --             |
| 2305               | Hotel office furniture   | **1,063                               | **2,213        | **1,063                | **2,213        | --                            | --             | --              | --             | --              | --             | --                             | --             | --              | --             |
| 2306               | Public buildings & related furniture   | 10,539                                | 17,274         | 10,539                 | 16,255         | 3                             | 3              | 3               | 3              | 3               | 3              | 3                              | 3              | --              | --             |
| 2307               | Wood partitions, shelving, lockers, & office & store fixtures  | **30,431                              | **56,351       | **31,429               | **56,379       | 3                             | 3              | 3               | 3              | --              | --             | --                             | --             | --              | --             |
| 2308               | Metal partitions, shelving, lockers, & office & store fixtures   | 14,433                                | 27,416         | 14,421                 | 27,399         | 3                             | 3              | 3               | 3              | --              | --             | --                             | --             | --              | --             |
| 2309               | Includes SIC's 2301-Household furniture; 2302-Metal household furniture; 2303-Apparatus & fixtures, n.e.c.   | **9,811                               | **13,591       | **9,809                | **13,575       | 3                             | 3              | --              | --             | 3               | 3              | --                             | --             | --              | --             |
| 24                 | PAPER AND PRINT PRODUCTS   |                                       |                |                        |                |                               |                |                 |                |                 |                |                                |                |                 |                |
| 2401               | Paper mills, except coating paper mills  | **3,817                               | **6,248        | **3,148                | **3,165        | **669                         | **3,613        | **              | **             | --              | --             | --                             | --             | --              | --             |
| 25                 | LEATHER AND LEATHER PRODUCTS   |                                       |                |                        |                |                               |                |                 |                |                 |                |                                |                |                 |                |
| 2501               | Leather  | 6,458                                 | 4,370          | 6,433                  | 4,360          | 3                             | 3              | 3               | 3              | --              | --             | --                             | --             | --              | --             |
| 26                 | STONE, CLAY, AND GLASS PRODUCTS  |                                       |                |                        |                |                               |                |                 |                |                 |                |                                |                |                 |                |
| 2601               | Glass products   | **162                                 | **243          | --                     | --             | **142                         | **243          | --              | --             | --              | --             | --                             | --             | --              | --             |
| 33                 | NONFERROUS METAL INDUSTRIES  |                                       |                |                        |                |                               |                |                 |                |                 |                |                                |                |                 |                |
| 3302               | Plant turning (including coke ovens), steel wires & rolling mills  | **4,802                               | **7,813        | --                     | --             | **4,802                       | **7,813        | **4,690         | **7,672        | **56            | **56           | 3                              | **56           | 3               | 3              |
| 3303               | Rolling mills, sheet, strip, & bars  | 223                                   | 224            | --                     | --             | 223                           | 224            | 203             | 201            | 3               | 3              | 3                              | 3              | --              | --             |
| 3304               | Includes SIC's 331-Nonferrous metal casting, & 332-Rolling, drawing, & extruding of nonferrous metals  | **509                                 | **553          | **453                  | **453          | **56                          | **100          | 3               | 3              | 3               | 3              | 3                              | 3              | 3               | 3              |
| 34                 | FABRICATED METAL PRODUCTS, EXCEPT ORNAMENT, MACHINERY, & TRANSPORTATION EQUIPMENT  |                                       |                |                        |                |                               |                |                 |                |                 |                |                                |                |                 |                |
| 3401               | Metal cans   | 764                                   | 5,345          | 741                    | 5,322          | 3                             | 3              | --              | --             | --              | --             | --                             | --             | 3               | 3              |
| 3402               | Includes SIC's 342-Machinery, hand tools, and general hardware; 343-Heating apparatus (except electric) and plumbing; fixtures; 344-Fabricated structural metal products; 345-Metal stamping; and 346-Miscellaneous fabricated wire products | **4,032                               | **7,184        | **2,614                | **5,039        | **1,471                       | **2,168        | 63              | 239            | **420           | **245          | **334                          | **1,030        | **54            | **254          |

See footnotes at end of table.

Table 31.--Harbors (36 pounds and over per cubic foot) used in selected manufacturing industries for products sold for sale, for own use, and for damage, 1961--Continued  
(In thousand square feet)

| Industry number | Industry  | Industry total  |                | Products made for sale |                | Products made for own use and damage |                |                 |                |                 |                |                                 |                |                 |                |
|-----------------|---|-----------------|----------------|------------------------|----------------|--------------------------------------|----------------|-----------------|----------------|-----------------|----------------|---------------------------------|----------------|-----------------|----------------|
|                 |   | Surface measure | 1/8-inch basis | Surface measure        | 1/8-inch basis | Total for own use and damage         |                | Pallets         |                | Containers      |                | Jigs, models, patterns & flasks |                | Damage          |                |
|                 |   |                 |                |                        |                | Surface measure                      | 1/8-inch basis | Surface measure | 1/8-inch basis | Surface measure | 1/8-inch basis | Surface measure                 | 1/8-inch basis | Surface measure | 1/8-inch basis |
| 35              | MACHINERY, EXCEPT ELECTRICAL  |                 |                |                        |                |                                      |                |                 |                |                 |                |                                 |                |                 |                |
| 35--            | Includes SIC's 3522-Farm machinery & equipment; 3531-Construction, mining, & materials handling machinery & equipment; 354-Metalworking machinery, except machine tools; 355-Special industry machinery, except metalworking machinery; & 356-General industry machinery & equipment; 3535-Refrigerators, except household & complete air-conditioning units; and 3599-Miscellaneous machinery, except electrical | +2,347          | +4,897         | +2,724                 | +3,459         | **705                                | **1,134        | --              | --             | --              | --             | 3/                              | --             | --              | --             |
| 36              | ELECTRICAL MACHINERY, EQUIPMENT, AND SUPPLIES   |                 |                |                        |                |                                      |                |                 |                |                 |                |                                 |                |                 |                |
| 3612            | Power distribution, & specialty transformers  | +4,571          | +5,303         | +4,429                 | +4,691         | **140                                | **312          | --              | --             | --              | --             | --                              | --             | --              | --             |
| 36--            | Includes SIC's 362-Electrical industrial apparatus; 3633-Household laundry equipment; 3636-Sewing machines; 3691-Radio & television receiving sets, except communication types; & 366-Communication equipment   | +1,533          | +3,447         | **391                  | **440          | +1,142                               | +2,811         | **11            | **152          | +1,173          | +1,430         | 3/                              | 3/             | --              | --             |
| 37              | TRANSPORTATION EQUIPMENT  |                 |                |                        |                |                                      |                |                 |                |                 |                |                                 |                |                 |                |
| 3713            | Truck, bus, and other vehicle (except passenger car)  | +421            | +758           | +421                   | +758           | --                                   | --             | --              | --             | --              | --             | --                              | --             | --              | --             |
| 3715            | Truck trailers  | +151            | +551           | +151                   | +551           | --                                   | --             | --              | --             | --              | --             | --                              | --             | --              | --             |
| 3717            | Motor vehicles & parts  | +75             | +154           | 3/                     | 3/             | +73                                  | +151           | 3/              | 3/             | +68             | +131           | 3/                              | 3/             | --              | --             |
| 372             | Aircraft & parts  | +847            | +3,552         | +40                    | +122           | +237                                 | +3,730         | 3/              | 3/             | +723            | +3,474         | +26                             | +259           | 3/              | 3/             |
| 373             | Ship & boat building & repairing  | +51             | +333           | +44                    | +29            | 3/                                   | 3/             | --              | --             | --              | --             | --                              | --             | --              | --             |
| 3742            | Railroad & street cars  | +75             | +77            | +71                    | +73            | 3/                                   | 3/             | --              | --             | --              | --             | --                              | --             | --              | --             |
| 3791            | Trailer coaches, housing type   | 56,812          | 77,964         | 56,810                 | 77,959         | 3/                                   | 3/             | --              | --             | --              | --             | --                              | --             | --              | --             |
| 39              | MISCELLANEOUS MANUFACTURING INDUSTRIES  |                 |                |                        |                |                                      |                |                 |                |                 |                |                                 |                |                 |                |
| 3941            | Games & toys, except dolls & children's vehicles  | +11,931         | +11,887        | +11,931                | +11,887        | --                                   | --             | --              | --             | --              | --             | --                              | --             | --              | --             |
| 3949            | Sporting & athletic goods, n.e.c.   | +3,436          | +5,058         | +3,436                 | +5,058         | --                                   | --             | --              | --             | --              | --             | --                              | --             | --              | --             |
| 3993            | Signs & advertising displays  | +12,455         | +25,738        | +12,237                | +25,316        | **218                                | **422          | --              | --             | --              | --             | --                              | --             | --              | --             |
| 39--            | Includes SIC's 3931-Musical instruments; 3992-Lead pencils, etc.; 3981-Brooms & brushes; 3988-Horticulturists' goods  | +992            | +1,377         | +988                   | +1,350         | 3/                                   | 3/             | --              | --             | --              | --             | --                              | --             | 3/              | 3/             |

Standard Notes: n.e.c. - Not elsewhere classified.

1/ Detailed figures may not add to the totals because of omission of quantities less than 50,000 square feet.  
 2/ Two-digit numbers identify Major Groups of the Standard Industrial Classification (SIC); three-digit numbers are industry subgroups of the Major Groups; four-digit numbers identify individual SIC industries. Three-digit numbers followed by one dash (e.g., 331-) indicate that one or more four-digit industries in this subgroup are listed separately. Two-digit numbers followed by two dashes (e.g., 20--) indicate that a group of three-digit industry subgroups and/or a group of four-digit industries (not elsewhere listed) have been omitted.  
 3/ Less than 50,000 square feet.

NOTE ON SAMPLING VARIATIONS: (a) Unstarred figures have a standard error of estimate of 15 percent or less; (b) the one-starred figures have a standard error of estimate between 16 percent and 30 percent; (c) the two-starred figures have a standard error of estimate of over 30 percent.

Table 34.--Insulation board (under 25 pounds per cubic foot) used by selected manufacturing industries for products made for sale, for own use, and for dunnage, 1965<sup>1</sup>  
(In thousand square feet)

| Industry number | Industry   | Industry total  |                | Products made for sale |                | Products made for own use and dunnage |                |                 |                |                 |                |                                 |                |                 |                |
|-----------------|--|-----------------|----------------|------------------------|----------------|---------------------------------------|----------------|-----------------|----------------|-----------------|----------------|---------------------------------|----------------|-----------------|----------------|
|                 |  | Surface measure | 1 2-inch basis | Surface measure        | 1 2-inch basis | Total for own use and dunnage         |                | Pallets         |                | Containers      |                | Jugs, models, patterns & flasks |                | Dunnage         |                |
|                 |  |                 |                |                        |                | Surface measure                       | 1 2-inch basis | Surface measure | 1 2-inch basis | Surface measure | 1 2-inch basis | Surface measure                 | 1 2-inch basis | Surface measure | 1 2-inch basis |
|                 | TOTAL -----  | 254,424         | 242,234        | 252,229                | 239,914        | 1,411                                 | 1,111          | 4,215           | 4,213          | 44              | 177            | 44,445                          | 44,244         | 292             | 351            |
| 24              | LUMBER & WOOD PRODUCTS, EXCEPT FURNITURE   | 466,492         | 439,233        | 466,460                | 436,435        | 1                                     | 1              | 470             | 474            | --              | --             | --                              | --             | 354             | 266            |
| 25              | FURNITURE AND FIXTURES   | 466             | 421            | 466                    | 426            | 2                                     | 2              | 2               | 2              | 2               | 2              | 2                               | 2              | 2               | 2              |
| 32              | STONE, CLAY, AND GLASS PRODUCTS  |                 |                |                        |                |                                       |                |                 |                |                 |                |                                 |                |                 |                |
| 3211            | Flat glass -----   | 401             | 423            | --                     | --             | 401                                   | 403            | --              | --             | 401             | 423            | --                              | --             | --              | --             |
| 33              | PRIMARY METAL INDUSTRIES   |                 |                |                        |                |                                       |                |                 |                |                 |                |                                 |                |                 |                |
| 33--            | Includes SIC's 3312-Blast furnaces; 3321-Gray-iron foundries; 3323-Steel foundries; & 3352-Polling, drawing and extruding of aluminum -----  | 175             | 71             | --                     | --             | 163                                   | 71             | 102             | 51             | 461             | 2              | 2                               | 2              | --              | --             |
| 34              | FABRICATED METAL PRODUCTS, EXCEPT CRANES, MACHINERY AND TRANSPORTATION EQUIPMENT   |                 |                |                        |                |                                       |                |                 |                |                 |                |                                 |                |                 |                |
| 34--            | Includes SIC's 3411-Metal cans; 3423-Hand & edge tools; 3425-Hand tools; 3429-Hand-lare, n.e.c.; 3431-Sheet-metal work; 3444-Architectural & metal work; 3451-Metal stampings; & 3491-Miscellaneous fabricated wire products -----   | 420,559         | 416,979        | 420,560                | 416,990        | 2                                     | 2              | 2               | 2              | 2               | 2              | 2                               | 2              | 2               | 2              |
| 35              | MACHINERY, EXCEPT ELECTRICAL   |                 |                |                        |                |                                       |                |                 |                |                 |                |                                 |                |                 |                |
| 35--            | Includes SIC's 352-Farm machinery & equipment; 353-Construction, mining, & materials handling machinery; 354-Metal-working machinery; 355-Special industry machinery; 356-General industrial machinery; 357-Refrigerators, except household; & 359-Miscellaneous machinery ----- | 41,151          | 41,942         | 41,173                 | 41,761         | 4                                     | 4              | 2               | 2              | 2               | 2              | 2                               | 4              | 2               | 4              |
| 36              | ELECTRICAL MACHINERY, EQUIPMENT, AND SUPPLIES  |                 |                |                        |                |                                       |                |                 |                |                 |                |                                 |                |                 |                |
| 36--            | Includes SIC's 3612-Power distribution transformers; 3622-Industrial controls; 3624-Jarson & graphite products; & 3662-Radio & television transmitting, signaling, & detection equipment -----   | 451             | 424            | 416                    | 415            | 165                                   | 179            | 2               | 2              | 143             | 57             | 2                               | 2              | --              | --             |
| 37              | TRANSPORTATION EQUIPMENT   |                 |                |                        |                |                                       |                |                 |                |                 |                |                                 |                |                 |                |
| 371             | Motor vehicles & motor vehicle equipment --  | 42              | 114            | 41                     | 113            | 3                                     | 3              | 1               | 1              | 1               | 1              | 1                               | 1              | --              | --             |
| 372             | Aircraft and parts -----   | 3               | 3              | 3                      | 3              | 3                                     | 3              | 3               | 3              | 3               | 3              | 3                               | 3              | --              | --             |
| 373             | Ship & boat building & repairing -----   | 522             | 423            | 533                    | 394            | 269                                   | 199            | 1               | 1              | 1               | 1              | 264                             | 99             | --              | --             |
| 374             | Trailer coaches, housing type -----  | 157,130         | 127,114        | 157,133                | 127,914        | --                                    | --             | --              | --             | --              | --             | --                              | --             | --              | --             |
| 38              | MISCELLANEOUS MANUFACTURING INDUSTRIES   |                 |                |                        |                |                                       |                |                 |                |                 |                |                                 |                |                 |                |
| 38--            | Includes SIC's 3831-Musical instruments; 3941-Games & toys; 3944-Sporting & athletic goods; 3963-Morticians' goods, & 3993-Signs & advertising displays -----  | 454             | 416            | 440                    | 497            | 3                                     | 3              | --              | --             | --              | --             | 3                               | 3              | --              | --             |

Standard Notes: n.e.c. - Not elsewhere classified.

1) Detailed figures may not add to the totals because of omission of quantities less than 50,000 square feet.

2) Two-digit numbers identify Major Groups of the Standard Industrial Classification (SIC); three-digit numbers are industry subgroups of the Major Groups; four-digit numbers identify individual SIC industries. Three-digit numbers followed by one dash (e.g., 341-) indicate that one or more four-digit industries in this subgroup are listed separately. Two-digit numbers followed by two dashes (e.g., 26--) indicate that a group of three-digit industry subgroups and/or a group of four-digit industries (not elsewhere listed) have been combined.

3) Less than 50,000 square feet.

NOTE ON SAMPLING VARIATIONS: (a) Unstarred figures have a standard error of estimate of 15 percent or less; (b) the one-starred figures have a standard error of estimate between 16 percent and 30 percent; (c) the two-starred figures have a standard error of estimate of over 30 percent.

Table 35.--Particleboard used in selected manufacturing industries in products made for sale, 1965<sup>1/</sup>  
(In thousand square feet)

| Industry number <sup>2/</sup> | Industry  | Industry total  |                | Products made for sale |                |
|-------------------------------|---|-----------------|----------------|------------------------|----------------|
|                               |   | Surface measure | 3/4-inch basis | Surface measure        | 3/4-inch basis |
|                               | TOTAL -----   | 597,114         | 546,673        | 597,114                | 546,673        |
| 24                            | LUMBER & WOOD PRODUCTS, EXCEPT FURNITURE  |                 |                |                        |                |
| 2426                          | Hardwood dimension & flooring mills -----   | **2,003         | **1,492        | 2,003                  | 1,492          |
| 2431                          | Millwork plants -----   | 30,510          | 33,494         | 30,510                 | 33,494         |
| 2432                          | Veneer & plywood plants -----   | 11,988          | 12,203         | 11,988                 | 12,203         |
| 2433                          | Prefabricated wooden buildings & structural members -----   | *3,442          | *2,976         | 3,442                  | 2,976          |
| 244                           | Wooden containers -----   | *534            | *454           | *534                   | *454           |
| 2499                          | Wood products, n.e.c. -----   | *138,907        | *122,819       | *138,907               | *122,819       |
| 25                            | FURNITURE AND FIXTURES  |                 |                |                        |                |
| 2511                          | Wood household furniture, except upholstered -  | *209,625        | *196,423       | 209,625                | 196,423        |
| 2512                          | Wood household furniture, upholstered -----   | **4,635         | **4,025        | *4,635                 | *4,025         |
| 2514                          | Metal household furniture -----   | 37,270          | 36,091         | 37,270                 | 36,091         |
| 2515                          | Mattresses and bedsprings -----   | 2,842           | 3,928          | 2,842                  | 3,928          |
| 2519                          | Household furniture, n.e.c. -----   | *1,032          | *909           | *1,032                 | *909           |
| 2521                          | Wood office furniture -----   | 2,955           | 3,880          | 2,955                  | 3,880          |
| 2522                          | Metal office furniture -----  | 1,969           | 2,434          | 1,969                  | 2,434          |
| 2531                          | Public building & related furniture -----   | 15,470          | 14,128         | 15,470                 | 14,128         |
| 2541                          | Wood partitions, shelving, lockers, & office & store fixtures -----                               | *64,826         | *60,969        | *64,826                | *60,969        |
| 2542                          | Metal partitions, shelving, lockers, & office & store fixtures -----                              | **1,591         | **1,490        | *1,591                 | *1,490         |
| 2599                          | Furniture & fixtures, n.e.c. -----  | **6,612         | **6,466        | *6,612                 | *6,466         |
| 26                            | PAPER AND ALLEED PRODUCTS   |                 |                |                        |                |
| 2621                          | Paper mills, except building paper mills -----  | **5,599         | **4,701        | **5,599                | **4,701        |
| 31                            | LEATHER AND LEATHER PRODUCTS  |                 |                |                        |                |
| 3161                          | Luggage -----   | *242            | **135          | **242                  | **135          |
| 33                            | PRIMARY METAL INDUSTRIES  |                 |                |                        |                |
| 3321                          | Gray-iron foundries -----   | *414            | *371           | *414                   | *371           |
| 34                            | FABRICATED METAL PRODUCTS, EXCEPT ORDNANCE, MACHINERY AND TRANSPORTATION EQUIPMENT                |                 |                |                        |                |
| 342                           | Cutlery, hand tools, & general hardware -----   | 3               | 3              | 3                      | 3              |
| 344                           | Fabricated structural metal products -----  | **16,603        | **8,243        | **16,603               | **8,243        |
| 35                            | MACHINERY, EXCEPT ELECTRICAL  |                 |                |                        |                |
| 3534                          | Elevators & moving stairways -----  | **302           | **319          | **302                  | **319          |
| 3548                          | Metalworking machinery, except machine tools -  | **253           | **105          | **103                  | **105          |
| 3595                          | Refrigerators & refrigeration machinery, except household & complete air-conditioning units ----- | *324            | **315          | **324                  | **315          |

See footnotes at end of table.



SB 440 (1969)

USDA STATISTICAL BULLETINS

UPDATA

HOOD USED IN MANUFACTURING INDUSTRIES, 1965.

GILL, T. G.; PHELPS, R. B.

2 OF 2

Table 35.--Particleboard used in selected manufacturing industries in products made for sale, 1965<sup>1/</sup> --Continued

(In thousand square feet)

| Industry number <sup>2/</sup> | Industry  | Industry total  |                | Products made for sale |                |
|-------------------------------|---|-----------------|----------------|------------------------|----------------|
|                               |   | Surface measure | 3/4-inch basis | Surface measure        | 3/4-inch basis |
| 35--                          | Includes SIC's 3541-Machine tools, metal cutting types; 3553-Woodworking machinery; 3554-Paper-industries machinery; 3555-Printing-trades machinery; & 3565-Industrial patterns -----   | **65            | **61           | **65                   | **61           |
| 36                            | ELECTRICAL MACHINERY, EQUIPMENT, AND SUPPLIES   |                 |                |                        |                |
| 36--                          | Includes SIC's 3612-Power distribution transformers; 3613-Switchgear & switchboard apparatus; 3622-Industrial controls; 3623-Welding apparatus; 3651-Radio & television receiving sets, except communication types; & 366-Communication equipment ----- | **893           | **774          | **893                  | **774          |
| 37                            | TRANSPORTATION EQUIPMENT  |                 |                |                        |                |
| 3791                          | Trailer coaches, housing type -----   | 16,796          | 12,658         | 16,796                 | 12,658         |
| 37--                          | Includes SIC's 371- Motor vehicles & equipment; 372-Aircraft and parts; and 3742-Railroad & street cars-----  | 170             | 134            | 170                    | 134            |
| 39                            | MISCELLANEOUS MANUFACTURING INDUSTRIES  |                 |                |                        |                |
| 3949                          | Sporting and athletic goods, n.e.c. -----   | *13,176         | *9,759         | *13,176                | *9,759         |
| 3988                          | Barbers' goods -----  | *2,241          | *1,724         | *2,241                 | *1,724         |
| 3993                          | Signs and advertising displays -----  | *3,126          | *2,758         | *3,126                 | *2,758         |
| 39--                          | Includes SIC's 3931-Musical instruments; & 3941-Games and toys -----  | **836           | **427          | **836                  | **427          |

Standard Notes: n.e.c. - Not elsewhere classified.

1/ Detailed figures may not add to the totals because of omission of quantities less than 50,000 square feet.

2/ Two-digit numbers identify Major Groups of the Standard Industrial Classification (SIC); three-digit numbers are industry subgroups of the Major Groups; four-digit numbers identify individual SIC industries. Three-digit numbers followed by one dash (e.g., 331-) indicate that one or more four-digit industries in this subgroup are listed separately. Two-digit numbers followed by two dashes (e.g., 26--) indicate that a group of three-digit industry subgroups and/or a group of four-digit industries (not elsewhere listed) have been combined.

3/ Less than 50,000 square feet.

NOTE ON SAMPLING VARIATIONS: (a) Unstarred figures have a standard error of estimate of 15 percent or less; (b) the one-starred figures have a standard error of estimate between 16 percent and 30 percent; (c) the two-starred figures have a standard error of estimate of over 30 percent.

Table 36.—Number and value of containers and pallets purchased by manufacturers, by industry, 1963

| Industry number <sup>1</sup> | Industry  | Total purchases  |   | Nailed, lock corner, and cleated panel boxes |   |                   |   | Wirebound boxes and crates |   |                   |   |
|------------------------------|---|------------------|---|--|---|-------------------|---|----------------------------|---|-------------------|---|
|                              |   | Value            | Standard error of estimate <sup>2</sup> | Number                                       | Standard error of estimate <sup>2</sup> | Value             | Standard error of estimate <sup>2</sup> | Number                     | Standard error of estimate <sup>2</sup> | Value             | Standard error of estimate <sup>2</sup> |
|                              |   | Thousand dollars | Percent of total                        | Thousands                                    | Percent of total                        | Thousands dollars | Percent of total                        | Thousands                  | Percent of total                        | Thousands dollars | Percent of total                        |
|                              | TOTAL.....  | 212,099          | (NA)                                    | 20,663                                       | (NA)                                    | 59,056            | (NA)                                    | 8,123                      | (NA)                                    | 23,568            | (NA)                                    |
| 2033                         | Canned fruits and vegetables, preserves, jams, and jellies.....                     | 6,516            | 22                                      | 942  | 32                                      | 2,676             | 49                                      | 573                        | 57                                      | 371               | 42                                      |
| 2045                         | Distilled, rectified and blended liquors.....                                       | 52,600           | 19                                      | —  | —                                       | —                 | —                                       | —                          | —                                       | —                 | —                                       |
| 2141                         | Tobacco stemming and redrying.....  | 2,534            | 7                                       | 134  | 15                                      | 904               | 16                                      | 46                         | 15                                      | 392               | 19                                      |
| 24                           | LUMBER AND WOOD PRODUCTS, EXCEPT FURNITURE  |                  |   |  |   |                   |   |                            |   |                   |   |
| 2441                         | Nailed and lock corner wooden boxes and shooks.....                                 | 2,070            | 42                                      | 1,451  | 66                                      | 1,358             | 62                                      | 1                          | 41                                      | 5                 | 41                                      |
| 2442                         | Wirebound boxes and crates.....   | 135              | 22                                      | —  | —                                       | —                 | —                                       | 284                        | 26                                      | 135               | 22                                      |
| 2499                         | Wood products, n.e.c.....   | 1,466            | 31                                      | 1,054  | 23                                      | 454               | 31                                      | 3                          | 92                                      | 5                 | 93                                      |
| 25                           | FURNITURE AND FIXTURES  |                  |   |  |   |                   |   |                            |   |                   |   |
| 2511                         | Wood household furniture, except uphoistered.....                                   | 726              | 47                                      | 256  | 26                                      | 260               | 32                                      | 6                          | 39                                      | 124               | 37                                      |
| 2512                         | Wood household furniture, upholstered.....  | 323              | 48                                      | 30   | 76                                      | 116               | 60                                      | —                          | —                                       | —                 | —                                       |
| 2515                         | Mattresses and bedsprings.....  | 130              | 39                                      | 58   | 42                                      | 118               | 42                                      | —                          | —                                       | —                 | —                                       |
| 2542                         | Metal office furniture.....   | 145              | 14                                      | 8  | 34                                      | 29                | 15                                      | 15                         | 21                                      | 45                | 26                                      |
| 2531                         | Public building and related furniture.....  | 59               | 23                                      | 1  | 37                                      | 4                 | 39                                      | 1                          | 53                                      | 3                 | 53                                      |
| 2542                         | Metal partitions, shelving, lockers, and office and store fixtures.....             | 221              | 18                                      | 6  | 26                                      | 65                | 24                                      | (NA)                       | —                                       | 2                 | 39                                      |
| 26                           | PAPER AND ALLIED PRODUCTS   |                  |   |  |   |                   |   |                            |   |                   |   |
| 2621                         | Paper mills, except building paper mills.....                                       | 4,399            | 21                                      | 182  | 26                                      | 409               | 29                                      | 88                         | 61                                      | 39                | 63                                      |
| 2631                         | Paperboard mill.....  | 3,125            | 15                                      | 34   | 50                                      | 64                | 36                                      | —                          | —                                       | —                 | —                                       |
| 2641                         | Paper coating and finishing.....  | 1,150            | 29                                      | 4  | —                                       | 30                | 5                                       | —                          | —                                       | —                 | —                                       |
| 2661                         | Building paper and boiling board mill.....  | 578              | 25                                      | —  | —                                       | —                 | —                                       | —                          | —                                       | —                 | —                                       |
| 32                           | STONE, CLAY, AND GLASS PRODUCTS   |                  |   |  |   |                   |   |                            |   |                   |   |
| 3211                         | Flat glass.....   | 5,080            | 7                                       | 198  | 13                                      | 1,294             | 13                                      | 270                        | 12                                      | 2,122             | 11                                      |
| 3221                         | Glass containers.....   | 2,701            | 10                                      | 842  | 20                                      | 836               | 20                                      | —                          | —                                       | —                 | —                                       |
| 3231                         | Brick and structural clay tile.....   | 641              | 41                                      | 18   | (4)                                     | 5                 | (4)                                     | —                          | —                                       | —                 | —                                       |
| 3233                         | Ceramic floor and wall tile.....  | 50               | 11                                      | —  | —                                       | —                 | —                                       | —                          | —                                       | —                 | —                                       |
| 3235                         | Clay refractories.....  | 1,921            | 40                                      | —  | 30                                      | 20                | 12                                      | 7                          | 33                                      | 19                | 29                                      |
| 3259                         | Structural clay products, n.e.c.....  | 355              | 29                                      | 14   | 38                                      | 32                | 28                                      | 1                          | 52                                      | 3                 | 51                                      |
| 33                           | PRIMARY METAL INDUSTRIES  |                  |   |  |   |                   |   |                            |   |                   |   |
| 3312                         | Blast furnaces (including coke ovens), steel works and rolling mills.....           | 8,464            | 21                                      | 2,574  | 41                                      | 1,223             | 29                                      | 315                        | 35                                      | 441               | 24                                      |
| 3313                         | Electrometallurgical products (not made in blast furnaces).....                     | 1,047            | 12                                      | —  | 5                                       | 4                 | 4                                       | 16                         | 33                                      | 89                | 31                                      |
| 3315                         | Steel wire drawing and steel nail and spikes.....                                   | 698              | 13                                      | 54   | 32                                      | 80                | 18                                      | 30                         | 13                                      | 81                | 13                                      |
| 3316                         | Cold rolled sheet, strip, and bars.....   | 699              | 14                                      | 125  | 10                                      | 244               | 19                                      | 18                         | (4)                                     | 50                | (4)                                     |
| 3317                         | Steel pipe and tubes.....   | 199              | 46                                      | 26   | 24                                      | 72                | 33                                      | 11                         | 52                                      | 50                | 50                                      |
| 3321                         | Gray-iron foundries.....  | 2,022            | 10                                      | 217  | 30                                      | 262               | 19                                      | 262                        | 17                                      | 662               | 16                                      |
| 3322                         | Malleable-iron foundries.....   | 877              | 12                                      | 59   | 23                                      | 245               | 22                                      | 38                         | 18                                      | 124               | 20                                      |
| 3323                         | Steel foundries.....  | 1,671            | 20                                      | 71   | 28                                      | 53                | 25                                      | 20                         | 20                                      | 584               | 38                                      |
| 3351                         | Copper rolling and drawing.....   | 2,242            | 7                                       | 185  | 11                                      | 744               | 12                                      | 127                        | (4)                                     | 153               | 2                                       |
| 3352                         | Rolling, drawing, and extruding of aluminum.....                                    | 6,978            | 24                                      | 136  | 14                                      | 5,842             | 29                                      | 47                         | 21                                      | 267               | 17                                      |
| 3356                         | Rolling and uprolling, n.e.c.....   | 56               | 30                                      | 7  | 63                                      | 19                | 55                                      | 1                          | 73                                      | 2                 | 73                                      |
| 3359                         | Drawing and inoculating of nonferrous wire.....                                     | 2,400            | 11                                      | 234  | 23                                      | 614               | 24                                      | 124                        | 28                                      | 179               | 23                                      |
| 34                           | FABRICATED METAL PRODUCTS, EXCEPT MACHINERY, MACHINERY AND TRANSPORTATION EQUIPMENT |                  |   |  |   |                   |   |                            |   |                   |   |
| 3411                         | Metal cans.....   | 2,743            | 8                                       | (NA)   | —                                       | 3                 | 49                                      | 1                          | 19                                      | 10                | 17                                      |
| 3423                         | Rolling mill edge tools, except machine tools and hand saws.....                    | 282              | 22                                      | 100  | 52                                      | 134               | 42                                      | 49                         | 19                                      | 104               | 20                                      |
| 3424                         | Rolling mill and saw blades.....  | 64               | 38                                      | 24   | 54                                      | 43                | 52                                      | 2                          | 71                                      | 6                 | 71                                      |
| 3429                         | Hardware, not elsewhere classified.....   | 2,581            | 7                                       | 5,053  | —                                       | 664               | —                                       | 7                          | 52                                      | 14                | 33                                      |
| 3431                         | Wrought iron and metal sanitary ware.....   | 6,873            | —                                       | 289  | 2                                       | 609               | 6                                       | 4,782                      | 4                                       | 4,352             | 5                                       |
| 3432                         | Plumbing fixture fittings and trim.....   | 64               | 16                                      | 5  | 42                                      | 11                | 25                                      | 3                          | 21                                      | 5                 | 25                                      |
| 3433                         | Heating equipment, except electric.....   | 2,428            | 24                                      | 129  | 46                                      | 637               | 64                                      | 398                        | 30                                      | 882               | 26                                      |
| 3434                         | Metal doors, sash, frames, and rolling mill trim.....                               | 113              | 87                                      | 64   | 42                                      | 107               | 42                                      | —                          | —                                       | —                 | —                                       |
| 3443                         | Fabricated plate work (butler plates).....  | 261              | 25                                      | 46   | 22                                      | 111               | 48                                      | 13                         | 21                                      | 106               | 39                                      |
| 3444                         | Sheet-metal work.....   | 143              | 48                                      | 429  | 95                                      | 87                | 88                                      | 5                          | 75                                      | 22                | 80                                      |
| 3449                         | Miscellaneous metal work.....   | 797              | 36                                      | 15   | 57                                      | 304               | 62                                      | 31                         | 59                                      | 137               | 66                                      |
| 3461                         | Metal stampings.....  | 10,797           | 42                                      | 504  | 63                                      | 2,005             | 74                                      | 736                        | 79                                      | 1,940             | 67                                      |
| 3462                         | Miscellaneous fabricated wire products.....   | 1,328            | 31                                      | 1,077  | 45                                      | 168               | 56                                      | 13                         | 64                                      | 65                | 41                                      |
| 35                           | MACHINERY, EXCEPT ELECTRICAL  |                  |   |  |   |                   |   |                            |   |                   |   |
| 3522                         | Farm machinery and equipment.....   | 2,633            | 4                                       | 68   | 16                                      | 704               | 11                                      | 284                        | 11                                      | 769               | 12                                      |
| 3531                         | Construction machinery and equipment.....   | 1,272            | —                                       | 74   | 41                                      | 472               | 20                                      | 117                        | 15                                      | 346               | 13                                      |
| 3532                         | Mining machinery and equipment, except oil field machinery and equipment.....       | 244              | 24                                      | —  | 44                                      | 132               | 36                                      | 13                         | 28                                      | 35                | 25                                      |
| 3533                         | Oil field machinery and equipment.....  | 206              | 3                                       | —  | 22                                      | 106               | 22                                      | 31                         | 21                                      | 53                | 20                                      |
| 3534                         | Elevators and moving walkways.....  | 406              | 37                                      | 19   | 29                                      | 146               | 34                                      | 86                         | 51                                      | 233               | 44                                      |
| 3535                         | Conveyors and conveying equipment.....  | 248              | 18                                      | —  | 34                                      | 43                | 41                                      | 15                         | 25                                      | 110               | 21                                      |
| 3536                         | Rifles, industrial cranes, and hoisting systems.....                                | 52               | 32                                      | 17   | 36                                      | 46                | 39                                      | 4                          | 43                                      | 7                 | 40                                      |
| 3537                         | Industrial trucks, tractors, trailers, and cranes.....                              | 223              | 22                                      | 17   | 73                                      | 58                | 47                                      | —                          | 52                                      | 41                | 52                                      |

See footnotes at end of table.

Table 26.--Number and value of containers and pallets purchased by manufacturers, by industry, 1965--Continued

| Flat pallets and pallet containers |   |                  |   | Vendor containers, other than boxes or crates |   |                  |   | Cooperage        |   | Industry <sup>1</sup> |
|------------------------------------|---|------------------|---|---|---|------------------|---|------------------|---|-----------------------|
| Number                             | Standard error of estimate <sup>2</sup> | Value            | Standard error of estimate <sup>2</sup> | Number  | Standard error of estimate <sup>2</sup> | Value            | Standard error of estimate <sup>2</sup> | Value            | Standard error of estimate <sup>2</sup> |                       |
| Thousand                           | Percent of total                        | Thousand dollars | Percent of total                        | Thousand                                      | Percent of total                        | Thousand dollars | Percent of total                        | Thousand dollars | Percent of total                        |                       |
| 26,933                             | {(NA)}                                  | 70,024           | {(NA)}                                  | 1,634   | {(NA)}                                  | 433              | {(NA)}                                  | 99,016           | {(NA)}                                  |                       |
| 990                                | 13                                      | 3,302            | 14                                      | 580   | 81                                      | 165              | 67                                      | 2                | 51                                      | 2033                  |
| 28                                 | 5                                       | 89               | 5                                       | --  | --                                      | --               | --                                      | 52,515           | 19                                      | 2085                  |
| 12                                 | (4)                                     | 39               | (4)                                     | --  | --                                      | --               | --                                      | 1,199            | 7                                       | 2141                  |
|                                    |   |                  |   |   |   |                  |   |                  |   | 24                    |
|                                    |   |                  |   |   |   |                  |   |                  |   | 2441                  |
| 192                                | 35                                      | 707              | 37                                      | --  | --                                      | --               | --                                      | --               | --                                      | 2442                  |
| 350                                | 63                                      | 984              | 44                                      | 796   | 80                                      | 23               | 80                                      | --               | --                                      | 2499                  |
|                                    |   |                  |   |   |   |                  |   |                  |   | 25                    |
|                                    |   |                  |   |   |   |                  |   |                  |   | 2511                  |
| 237                                | 33                                      | 320              | 23                                      | --  | --                                      | --               | --                                      | 22               | 47                                      | 2512                  |
| 15                                 | 26                                      | 30               | 26                                      | --  | --                                      | --               | --                                      | 177              | 78                                      | 2515                  |
| 4                                  | 60                                      | 12               | 56                                      | --  | --                                      | --               | --                                      | --               | --                                      | 2522                  |
| 20                                 | 19                                      | 66               | 21                                      | --  | --                                      | --               | --                                      | --               | --                                      | 2531                  |
| 16                                 | 26                                      | 52               | 26                                      | --  | --                                      | --               | --                                      | --               | --                                      | 2542                  |
| 43                                 | 21                                      | 154              | 23                                      | --  | --                                      | --               | --                                      | --               | --                                      | 26                    |
| 1,532                              | 13                                      | 6,951            | 22                                      | --  | --                                      | --               | --                                      | --               | --                                      | 2621                  |
| 844                                | 10                                      | 3,091            | 15                                      | --  | --                                      | --               | --                                      | --               | --                                      | 2631                  |
| 454                                | 31                                      | 1,120            | 30                                      | --  | --                                      | --               | --                                      | --               | --                                      | 2641                  |
| 328                                | 24                                      | 578              | 25                                      | --  | --                                      | --               | --                                      | --               | --                                      | 2651                  |
|                                    |   |                  |   |   |   |                  |   |                  |   | 32                    |
| 157                                | 12                                      | 1,464            | 12                                      | --  | --                                      | --               | --                                      | --               | --                                      | 3211                  |
| 567                                | 12                                      | 1,865            | 11                                      | --  | --                                      | --               | --                                      | --               | --                                      | 3221                  |
| 410                                | 40                                      | 601              | 42                                      | 136   | 96                                      | 5                | 96                                      | --               | --                                      | 3221                  |
| 20                                 | 11                                      | 9                | 11                                      | --  | --                                      | --               | --                                      | 1                | 45                                      | 3253                  |
| 1,348                              | 10                                      | 1,882            | 10                                      | --  | --                                      | --               | --                                      | --               | --                                      | 3255                  |
| 201                                | 33                                      | 320              | 32                                      | --  | --                                      | --               | --                                      | --               | --                                      | 3259                  |
|                                    |   |                  |   |   |   |                  |   |                  |   | 33                    |
| 1,194                              | 18                                      | 6,177            | 27                                      | --  | --                                      | --               | --                                      | 323              | 40                                      | 3312                  |
| 290                                | 10                                      | 992              | 13                                      | --  | --                                      | --               | --                                      | 2                | 41                                      | 3313                  |
| 128                                | 23                                      | 306              | 19                                      | --  | --                                      | --               | --                                      | 28               | 47                                      | 3315                  |
| 198                                | 24                                      | 345              | 22                                      | --  | --                                      | --               | --                                      | --               | --                                      | 3316                  |
| 52                                 | 13                                      | 77               | 16                                      | --  | --                                      | --               | --                                      | --               | --                                      | 3317                  |
| 408                                | 19                                      | 1,110            | 15                                      | --  | --                                      | --               | --                                      | --               | --                                      | 3321                  |
| 143                                | 17                                      | 508              | 18                                      | --  | --                                      | --               | --                                      | --               | --                                      | 3322                  |
| 137                                | 15                                      | 1,034            | 24                                      | --  | --                                      | --               | --                                      | --               | --                                      | 3323                  |
| 151                                | 2                                       | 365              | 1                                       | --  | --                                      | --               | --                                      | --               | --                                      | 3331                  |
|                                    |   |                  |   |   |   |                  |   |                  |   | 3352                  |
| 260                                | 21                                      | 869              | 13                                      | --  | --                                      | --               | --                                      | --               | --                                      | 3356                  |
| 10                                 | 16                                      | 30               | 38                                      | --  | --                                      | --               | --                                      | --               | --                                      | 3397                  |
| 442                                | 20                                      | 1,071            | 14                                      | 80  | 32                                      | 131              | 33                                      | --               | --                                      | 34                    |
|                                    |   |                  |   |   |   |                  |   |                  |   | 3411                  |
| 823                                | 7                                       | 2,456            | 4                                       | --  | --                                      | --               | --                                      | 1                | (4)                                     | 3423                  |
| 24                                 | 61                                      | 32               | 41                                      | 1   | (4) 29                                  | 5                | (4) 33                                  | 7                | 80                                      | 3425                  |
| 4                                  | 71                                      | 10               | 71                                      | --  | --                                      | --               | --                                      | --               | --                                      | 3429                  |
| 1,407                              | 6                                       | 2,101            | 6                                       | --  | --                                      | --               | --                                      | 2                | 18                                      | 3431                  |
| 10                                 | 7                                       | 52               | 13                                      | --  | --                                      | --               | --                                      | --               | --                                      | 3432                  |
| 14                                 | 16                                      | 8                | 20                                      | --  | --                                      | --               | --                                      | --               | --                                      | 3433                  |
| 426                                | 35                                      | 609              | 31                                      | --  | --                                      | --               | --                                      | --               | --                                      | 3442                  |
| 2                                  | 33                                      | 6                | 33                                      | --  | --                                      | --               | --                                      | --               | --                                      | 3443                  |
| 16                                 | 17                                      | 52               | 18                                      | --  | --                                      | --               | --                                      | --               | --                                      | 3444                  |
| 20                                 | 52                                      | 31               | 53                                      | --  | --                                      | --               | --                                      | --               | --                                      | 3449                  |
| 72                                 | 52                                      | 266              | 54                                      | --  | --                                      | --               | --                                      | --               | --                                      | 3461                  |
| 1,456                              | 53                                      | 2,882            | 68                                      | 2   | 36                                      | 3                | 36                                      | 3,361            | 98                                      | 3461                  |
| 140                                | 16                                      | 271              | 16                                      | --  | --                                      | --               | --                                      | 24               | 54                                      | 3481                  |
|                                    |   |                  |   |   |   |                  |   |                  |   | 35                    |
| 415                                | 12                                      | 1,182            | 7                                       | --  | --                                      | --               | --                                      | 1                | 32                                      | 3522                  |
| 122                                | 17                                      | 36               | 15                                      | --  | --                                      | --               | --                                      | --               | --                                      | 3531                  |
|                                    |   |                  |   |   |   |                  |   |                  |   | 3532                  |
| 23                                 | 29                                      | 47               | 3                                       | --  | --                                      | --               | --                                      | --               | --                                      | 3533                  |
| 12                                 | 15                                      | 47               | 16                                      | --  | --                                      | --               | --                                      | --               | --                                      | 3534                  |
| 8                                  | 31                                      | 27               | 24                                      | --  | --                                      | --               | --                                      | --               | --                                      | 3534                  |
| 23                                 | 27                                      | 68               | 24                                      | --  | --                                      | --               | --                                      | --               | --                                      | 3534                  |
| --                                 | --                                      | 1                | 45                                      | --  | --                                      | --               | --                                      | --               | --                                      | 3536                  |
| 53                                 | 31                                      | 124              | 28                                      | --  | --                                      | --               | --                                      | --               | --                                      | 3537                  |

Table 36.--Number and value of containers and pallets purchased by manufacturers, by industry, 1965--Continued

| Industry Number <sup>1</sup> | Industry   | Total purchases  |   | Filled, lock-corner, and cleated panel boxes |   |                  |   | Wirebound boxes and crates |   |                  |   |
|------------------------------|--|------------------|---|--|---|------------------|---|----------------------------|---|------------------|---|
|                              |  | Value            | Standard error of estimate <sup>2</sup> | Number                                       | Standard error of estimate <sup>2</sup> | Value            | Standard error of estimate <sup>2</sup> | Number                     | Standard error of estimate <sup>2</sup> | Value            | Standard error of estimate <sup>2</sup> |
|                              |  | Thousand dollars | Percent of total                        | Thousands                                    | Percent of total                        | Thousand dollars | Percent of total                        | Thousands                  | Percent of total                        | Thousand dollars | Percent of total                        |
| 35                           | MACHINERY, EXCEPT ELECTRICAL--Continued  |                  |   |  |   |                  |   |                            |   |                  |   |
| 3541                         | Machine tools, metal cutting types.....  | 188              | 14                                      | 21   | 34                                      | 126              | 17                                      | 5                          | 23                                      | 16               | 18                                      |
| 3542                         | Machine tools, metal forming types.....  | 179              | 26                                      | 51   | 41                                      | 90               | 35                                      | 4                          | 72                                      | 30               | 72                                      |
| 3574                         | Special dies and tools, die sets, jigs, and fixtures.....  | 519              | 72                                      | 8  | 24                                      | 51               | 32                                      | 5                          | 48                                      | 41               | 48                                      |
| 3545                         | Machine tool accessories and measuring devices.....  | 311              | 27                                      | 90   | 44                                      | 192              | 40                                      | 4                          | 29                                      | 15               | 33                                      |
| 3548                         | Metalworking machinery, except machine tools.....  | 313              | 42                                      | 40   | 54                                      | 253              | 52                                      | 23                         | 69                                      | 38               | 49                                      |
| 3551                         | Food-product machinery.....  | 704              | 71                                      | 11   | 54                                      | 146              | 32                                      | 2                          | 82                                      | 10               | 78                                      |
| 3552                         | Textile machinery.....   | 96               | 29                                      | 27   | 77                                      | 67               | 39                                      | 4                          | 41                                      | 18               | 41                                      |
| 3554                         | Paper-industry machinery.....  | 166              | 22                                      | 259  | 44                                      | 88               | 22                                      | 4                          | 41                                      | 18               | 43                                      |
| 3555                         | Printing-press machinery and equipment.....  | 178              | 30                                      | 64   | 30                                      | 171              | 32                                      | 1                          | 43                                      | 5                | 36                                      |
| 3559                         | Special industry machinery.....  | 393              | 31                                      | 35   | 60                                      | 293              | 45                                      | 3                          | 29                                      | 5                | 23                                      |
| 3561                         | Pumps, air and gas compressors, and pumping equipment.....   | 761              | 17                                      | 282  | 19                                      | 259              | 21                                      | 77                         | 23                                      | 376              | 31                                      |
| 3562                         | Ball and roller bearings.....  | 447              | 10                                      | 53   | 18                                      | 150              | 21                                      | --                         | --                                      | --               | --                                      |
| 3564                         | Blowers, exhausts, and ventilating fans.....   | 329              | 21                                      | 25   | 34                                      | 223              | 31                                      | 6                          | 6                                       | 15               | 16                                      |
| 3566                         | Mechanical power transmission equipment, except ball and roller bearings.....                        | 951              | 7                                       | 105  | 13                                      | 272              | 16                                      | 312                        | 31                                      | 252              | 9                                       |
| 3569                         | General industrial machinery and equipment, n.e.c.....   | 296              | 39                                      | 193  | 83                                      | 237              | 48                                      | 22                         | 54                                      | 34               | 57                                      |
| 3585                         | Refrigerators and refrigeration machinery, except household and complete air-conditioning units..... | 4,071            | 18                                      | 159  | 22                                      | 2,592            | 26                                      | 271                        | 50                                      | 637              | 40                                      |
| 3599                         | Miscellaneous machinery, except electrical.....  | 493              | 18                                      | 147  | 55                                      | 320              | 26                                      | 32                         | 93                                      | 30               | 77                                      |
| 36                           | ELECTRICAL MACHINERY, EQUIPMENT, AND SUPPLIES  |                  |   |  |   |                  |   |                            |   |                  |   |
| 3612                         | Power distribution and specialty transformers.....   | 2,792            | 46                                      | 49   | 47                                      | 66               | 46                                      | 400                        | 29                                      | 1,067            | 34                                      |
| 3613                         | Switchgear and meterboard apparatus.....   | 642              | 28                                      | 7  | 42                                      | 59               | 41                                      | 64                         | 62                                      | 381              | 59                                      |
| 3621                         | Motors and generators.....   | 2,285            | 18                                      | 131  | 19                                      | 443              | 17                                      | 43                         | 31                                      | 158              | 39                                      |
| 3622                         | Industrial equipment.....  | 287              | 29                                      | 44   | 55                                      | 117              | 62                                      | 39                         | 66                                      | 122              | 42                                      |
| 3623                         | Welding apparatus.....   | 420              | 35                                      | 7  | 35                                      | 77               | 42                                      | (NA)                       | --                                      | 1                | (5)                                     |
| 3624                         | Carbon and graphite products.....  | 243              | 13                                      | 11   | 13                                      | 61               | 14                                      | 24                         | 22                                      | 42               | 20                                      |
| 3629                         | Electric industrial apparatus, n.e.c.....  | 836              | 31                                      | 15   | 30                                      | 177              | 34                                      | 5                          | 26                                      | 15               | 30                                      |
| 3633                         | Household laundry equipment.....   | 805              | 22                                      | 381  | 29                                      | 319              | 20                                      | 6                          | 42                                      | 36               | 36                                      |
| 3636                         | Sewing machines.....   | 67               | 53                                      | 15   | 53                                      | 67               | 53                                      | --                         | --                                      | --               | --                                      |
| 3651                         | Radio and television receiving sets, except communication types.....                                 | 18,269           | 82                                      | 458  | 81                                      | 18,080           | 83                                      | --                         | --                                      | --               | --                                      |
| 3661                         | Telephone and telegraph apparatus.....   | 2,863            | 30                                      | 299  | 34                                      | 1,600            | 39                                      | 12                         | 41                                      | 14               | 42                                      |
| 3662                         | Radio and television transmitting, signaling, and detection equipment and apparatus.....             | 1,175            | 11                                      | 224  | 18                                      | 988              | 13                                      | 2                          | 28                                      | 15               | 21                                      |
| 37                           | TRANSPORTATION EQUIPMENT   |                  |   |  |   |                  |   |                            |   |                  |   |
| 3713                         | Truck, bus, and other vehicle (except passenger car) bodies.....                                     | 60               | 50                                      | 11   | 90                                      | 36               | 79                                      | 3                          | 45                                      | 7                | 27                                      |
| 3717                         | Motor vehicles and parts.....  | 14,935           | 5                                       | 269  | 12                                      | 3,165            | 15                                      | 629                        | 9                                       | 2,691            | --                                      |
| 3721                         | Aircraft.....  | 225              | 15                                      | 9  | 23                                      | 180              | 4                                       | --                         | --                                      | --               | --                                      |
| 3722                         | Aircraft engines and engine parts.....   | 2,042            | 22                                      | 353  | 24                                      | 1,690            | 26                                      | 11                         | 40                                      | 41               | 39                                      |
| 3723                         | Aircraft parts and auxiliary equipment, n.e.c.....   | 1,917            | 14                                      | 66   | 13                                      | 473              | 20                                      | 35                         | 41                                      | 266              | 52                                      |
| 3731                         | Ship building and repairing.....   | 63               | 19                                      | 1  | 40                                      | --               | --                                      | --                         | --                                      | --               | --                                      |
| 3742                         | Railroad and street cars.....  | 14               | 32                                      | --   | --                                      | --               | --                                      | 13                         | 28                                      | 63               | 29                                      |
| 38                           | MISCELLANEOUS MANUFACTURING INDUSTRIES   |                  |   |  |   |                  |   |                            |   |                  |   |
| 3811                         | Medical instruments and parts.....   | 207              | 30                                      | 21   | 39                                      | 233              | 40                                      | 3                          | 46                                      | 5                | 64                                      |
| 3814                         | Games and toys, except dolls and children's wheeled toys.....  | 1,569            | 5                                       | 6  | 54                                      | 30               | 31                                      | (NA)                       | --                                      | 1,923            | 40                                      |
| 3815                         | Sporting and athletic goods, n.e.c.....  | 71               | 5                                       | 5  | 40                                      | 35               | 20                                      | --                         | --                                      | --               | --                                      |
| 3822                         | Lead pencils, crayons, and art and stationery.....   | 54               | 5                                       | 2  | 24                                      | --               | --                                      | --                         | --                                      | --               | --                                      |
| 3823                         | Brooms and brushes.....  | 80               | 19                                      | 6  | 14                                      | 12               | 7                                       | --                         | --                                      | --               | --                                      |
| 3833                         | Motion picture goods.....  | 901              | 29                                      | 31   | 23                                      | 365              | 24                                      | 12                         | 21                                      | 36               | 20                                      |
| 3893                         | Signs and advertising displays.....  | 130              | 35                                      | 23   | 29                                      | 123              | 37                                      | 10                         | 78                                      | 2                | 70                                      |

<sup>1</sup> Four-digit numbers identify Major groups of the Standard Industrial Classification (SIC); three-digit numbers are industry subgroups of the Major groups; two-digit numbers identify individual SIC industries. Three-digit numbers followed by one dash (e.g., 331-) indicate that one or more four-digit subgroups and/or a group of four-digit industries have been combined. The percentage standard errors shown in this column indicate the range of difference that can be expected between the estimates and comparable complete totals by not more than: (1) The percentage shown; approximately two times out of three; (2) Twice the percentage shown; approximately 19 times out of 30; (3) Three times the percentage shown; almost always.



Table J6.--Number and value of containers and pallets purchased by manufacturers, by industry, 1965--Continued

| Flat pallets and pallet containers |   |                  |   | Vanner containers, other than boxes or crates |   |                  |   | Cooperage        |   | Industry number <sup>1</sup> |
|------------------------------------|---|------------------|---|---|---|------------------|---|------------------|---|------------------------------|
| Number                             | Standard error of estimate <sup>2</sup> | Value            | Standard error of estimate <sup>2</sup> | Number  | Standard error of estimate <sup>2</sup> | Value            | Standard error of estimate <sup>2</sup> | Value            | Standard error of estimate <sup>2</sup> |                              |
| Thousands                          | Percent of total                        | Thousand dollars | Percent of total                        | Thousands                                     | Percent of total                        | Thousand dollars | Percent of total                        | Thousand dollars | Percent of total                        |                              |
|                                    |   |                  |   |   |   |                  |   |                  |   | 35                           |
| 5                                  | 18                                      | 46               | 32                                      | --  | --                                      | --               | --                                      | --               | --                                      | 3541                         |
| 6                                  | 34                                      | 59               | 44                                      | --  | --                                      | --               | --                                      | --               | --                                      | 3542                         |
| 108                                | 88                                      | 427              | 87                                      | --  | --                                      | --               | --                                      | --               | --                                      | 3544                         |
| 4                                  | 34                                      | 65               | 36                                      | 24  | 70                                      | 39               | 67                                      | --               | --                                      | 3545                         |
| 5                                  | 12                                      | 22               | 35                                      | --  | --                                      | --               | --                                      | --               | --                                      | 3548                         |
| 285                                | 90                                      | 548              | 91                                      | --  | --                                      | --               | --                                      | --               | --                                      | 3551                         |
| 4                                  | 66                                      | 11               | 53                                      | --  | --                                      | --               | --                                      | --               | --                                      | 3552                         |
| (NA)                               | 32                                      | 51               | 60                                      | --  | --                                      | --               | --                                      | --               | --                                      | 3554                         |
|                                    |   |                  | 2                                       | --  | --                                      | --               | --                                      | --               | --                                      | 3555                         |
| 61                                 | 25                                      | 137              | 27                                      | --  | --                                      | --               | --                                      | --               | --                                      | 3559                         |
| 94                                 | 21                                      | 126              | 17                                      | --  | --                                      | --               | --                                      | --               | --                                      | 3561                         |
| 179                                | 9                                       | 297              | 10                                      | --  | --                                      | --               | --                                      | --               | --                                      | 3562                         |
| 55                                 | 12                                      | 89               | 13                                      | --  | --                                      | --               | --                                      | --               | --                                      | 3564                         |
| 226                                | 10                                      | 427              | 11                                      | --  | --                                      | --               | --                                      | --               | --                                      | 3566                         |
| 13                                 | 64                                      | 25               | 62                                      | --  | --                                      | --               | --                                      | --               | --                                      | 3585                         |
| 585                                | 22                                      | 842              | 20                                      | --  | --                                      | --               | --                                      | --               | --                                      | 3599                         |
| 91                                 | 13                                      | 143              | 14                                      | --  | --                                      | --               | --                                      | --               | --                                      | 36                           |
|                                    |   |                  |   |   |   |                  |   |                  |   | 3612                         |
| 734                                | 77                                      | 1,659            | 73                                      | --  | --                                      | --               | --                                      | --               | --                                      | 3613                         |
| 125                                | 47                                      | 202              | 48                                      | --  | --                                      | --               | --                                      | --               | --                                      | 3621                         |
| 963                                | 24                                      | 1,677            | 24                                      | (NA)  | --                                      | 7                | 56                                      | --               | --                                      | 3622                         |
| 11                                 | 42                                      | 48               | 37                                      | --  | --                                      | --               | --                                      | --               | --                                      | 3623                         |
| 210                                | 41                                      | 342              | 42                                      | --  | --                                      | --               | --                                      | --               | --                                      | 3624                         |
| 69                                 | 23                                      | 140              | 21                                      | --  | --                                      | --               | --                                      | --               | --                                      | 3629                         |
| 421                                | 40                                      | 644              | 39                                      | --  | --                                      | --               | --                                      | --               | --                                      | 3633                         |
| 415                                | 37                                      | 450              | 36                                      | --  | --                                      | --               | --                                      | --               | --                                      | 3636                         |
| --                                 | --                                      | --               | --                                      | --  | --                                      | --               | --                                      | --               | --                                      | 3651                         |
| 113                                | 71                                      | 189              | 65                                      | --  | --                                      | --               | --                                      | --               | --                                      | 3661                         |
| 514                                | 52                                      | 502              | 36                                      | --  | --                                      | --               | --                                      | 747              | 73                                      | 3662                         |
| 16                                 | 19                                      | 171              | 18                                      | (NA)  | --                                      | 1                | 42                                      | --               | --                                      | 37                           |
|                                    |   |                  |   |   |   |                  |   |                  |   | 3713                         |
| 7                                  | 43                                      | 37               | 44                                      | --  | --                                      | --               | --                                      | --               | --                                      | 3719                         |
| 4,240                              | 4                                       | 9,061            | 5                                       | 6   | 38                                      | 28               | 38                                      | --               | --                                      | 3721                         |
| 15                                 | 18                                      | 42               | 17                                      | --  | --                                      | --               | --                                      | --               | --                                      | 3722                         |
| 104                                | 25                                      | 311              | 27                                      | --  | --                                      | --               | --                                      | --               | --                                      | 3729                         |
| 116                                | 43                                      | 278              | 38                                      | --  | --                                      | --               | --                                      | --               | --                                      | 3711                         |
| 17                                 | 51                                      | 58               | 51                                      | --  | --                                      | --               | --                                      | --               | --                                      | 3742                         |
| 28                                 | 43                                      | 120              | 47                                      | --  | --                                      | --               | --                                      | --               | --                                      | 39                           |
|                                    |   |                  |   |   |   |                  |   |                  |   | 3921                         |
| 23                                 | 51                                      | 33               | 50                                      | --  | --                                      | --               | --                                      | --               | --                                      | 3941                         |
| 10                                 | 13                                      | 27               | 12                                      | --  | --                                      | --               | --                                      | --               | --                                      | 3949                         |
| 28                                 | 22                                      | 56               | 20                                      | --  | --                                      | --               | --                                      | 5                | 35                                      | 3952                         |
| 0                                  | 28                                      | 18               | 28                                      | --  | --                                      | --               | --                                      | --               | --                                      | 3981                         |
| (NA)                               | 13                                      | 24               | 32                                      | --  | --                                      | --               | --                                      | --               | --                                      | 3988                         |
|                                    |   |                  | 1                                       | --  | --                                      | --               | --                                      | --               | --                                      | 3991                         |
| 1                                  | 21                                      | 5                | 19                                      | --  | --                                      | --               | --                                      | --               | --                                      |                              |

<sup>2</sup> Detailed figures may not add to the total because of omission of industries reporting less than \$50,000 purchases.  
<sup>4</sup> Less than 0.5 percent.

Standard Notes: n.e.c.--Not elsewhere classified. NA--Not available.

Table 37.--Purchases of dimension, cut stock, cut-to-size parts, and fabricated parts; by manufacturers; by industry, 1965

| Industry number <sup>1</sup> | Industry  | Total purchases  |   | Hardwood dimension |   | Softwood cut stock |   | Hardwood and softwood parts |   |
|------------------------------|---|------------------|---|--------------------|---|--------------------|---|-----------------------------|---|
|                              |   | Value            | Standard error of estimate <sup>3</sup> | Value              | Standard error of estimate <sup>3</sup> | Value              | Standard error of estimate <sup>3</sup> | Value                       | Standard error of estimate <sup>3</sup> |
|                              |   | Thousand dollars | Percent of total                        | Thousand dollars   | Percent of total                        | Thousand dollars   | Percent of total                        | Thousand dollars            | Percent of total                        |
|                              | TOTAL <sup>4</sup> .....  | 723,787          | (NA)                                    | 176,170            | (NA)                                    | 105,509            | (NA)                                    | 217,355                     | (NA)                                    |
| 2033                         | Canned fruits and vegetables, preserves, jams, and jellies.....           | 308              | 38                                      | 169                | 59                                      | 54                 | 47                                      | 75                          | 79                                      |
| 2141                         | Tobacco stemming and redrying.....  | 484              | 14                                      | 2                  | 36                                      | 195                | 12                                      | 129                         | 48                                      |
| 2284                         | Thread mills.....   | 1,735            | 1                                       | 32                 | 54                                      | 4                  | ( <sup>5</sup> )                        | 1,696                       | ( <sup>5</sup> )                        |
| 24                           | LUMBER AND WOOD PRODUCTS, EXCEPT FURNITURE                                |                  |   |                    |   |                    |   |                             |   |
| 2421                         | Sawmills and planing mills, general...                                    | 4,018            | 48                                      | 236                | 33                                      | 923                | 49                                      | 1,205                       | 91                                      |
| 2426                         | Hardwood dimension.....   | 11,561           | 13                                      | 7,934              | 17                                      | 111                | 31                                      | 1,102                       | 47                                      |
| 2429                         | Special product sawmills.....   | 7,505            | 50                                      | 7,501              | 50                                      | --                 | --                                      | --                          | --                                      |
| 2431                         | Millwork plants.....  | 75,623           | 13                                      | 10,578             | 25                                      | 25,465             | 15                                      | 19,637                      | 36                                      |
| 2432                         | Veneer and plywood plants.....  | 19,714           | 11                                      | 914                | 37                                      | 1,205              | 20                                      | 633                         | 74                                      |
| 2433                         | Prefabricated wooden buildings and structural members.....                | 14,876           | 12                                      | 3,370              | 28                                      | 4,122              | 23                                      | 3,410                       | 27                                      |
| 2441                         | Nailed and lock corner wooden boxes and shooks.....                       | 7,553            | 14                                      | 2,251              | 25                                      | 3,936              | 23                                      | 419                         | 21                                      |
| 2442                         | Wirebound boxes and crates.....   | 9,326            | 11                                      | 1,315              | 15                                      | 588                | 29                                      | 499                         | 16                                      |
| 2443                         | Veneer and plywood containers, except boxes and crates.....               | 292              | 25                                      | --                 | --                                      | --                 | --                                      | 121                         | 36                                      |
| 2445                         | Cooperage.....  | 24,902           | 27                                      | 10,727             | 15                                      | --                 | --                                      | 14,169                      | 46                                      |
| 2499                         | Wood products, n.e.c.....   | 38,910           | 9                                       | 19,043             | 11                                      | 6,198              | 30                                      | 10,044                      | 20                                      |
| 25                           | FURNITURE AND FIXTURES  |                  |   |                    |   |                    |   |                             |   |
| 2511                         | Wood household furniture, except upholstered.....                         | 178,182          | 6                                       | 55,835             | 10                                      | 12,799             | 21                                      | 24,718                      | 26                                      |
| 2512                         | Wood household furniture, upholstered.....                                | 34,223           | 11                                      | 13,074             | 18                                      | 2,109              | 79                                      | 17,031                      | 13                                      |
| 2514                         | Metal household furniture.....  | 8,245            | 8                                       | 1,197              | 19                                      | 510                | 30                                      | 1,458                       | 19                                      |
| 2515                         | Mattresses and bedsprings.....  | 13,747           | 13                                      | 1,428              | 38                                      | 1,140              | 16                                      | 10,887                      | 16                                      |
| 2519                         | Household furniture, n.e.c.....   | 538              | 31                                      | 272                | 44                                      | 121                | 79                                      | 93                          | 63                                      |
| 2521                         | Wood office furniture.....  | 5,197            | 9                                       | 2,467              | 15                                      | 8                  | 78                                      | 592                         | 43                                      |
| 2522                         | Metal office furniture.....   | 1,916            | 9                                       | 59                 | 18                                      | 20                 | 35                                      | 405                         | 20                                      |
| 2531                         | Public building and related furniture.....                                | 5,066            | 14                                      | 1,483              | 23                                      | 274                | 38                                      | 1,040                       | 40                                      |
| 2541                         | Wood partitions, shelving, lockers, and office and store fixtures.....    | 6,631            | 17                                      | 773                | 26                                      | 422                | 32                                      | 657                         | 56                                      |
| 2542                         | Metal partitions, shelving, lockers, and office and store fixtures.....   | 4,257            | 16                                      | 1,248              | 33                                      | 784                | 53                                      | 752                         | 12                                      |
| 2591                         | Venetian blinds and shades.....   | 6,716            | 29                                      | 173                | 41                                      | 4,499              | 40                                      | 1,959                       | 41                                      |
| 2599                         | Furniture and fixtures, n.e.c.....  | 1,643            | 18                                      | 550                | 39                                      | 22                 | 62                                      | 537                         | 33                                      |
| 26                           | PAPER AND ALLIED PRODUCTS   |                  |   |                    |   |                    |   |                             |   |
| 2621                         | Paper mills, except building paper mills.....                             | 3,036            | 24                                      | 858                | 59                                      | 530                | 28                                      | 405                         | 40                                      |
| 2631                         | Paperboard mills.....   | 411              | 12                                      | 40                 | 43                                      | 136                | 22                                      | 25                          | 43                                      |
| 2641                         | Paper coating and glazing.....  | 89               | 22                                      | 1                  | 20                                      | 47                 | 41                                      | 22                          | ( <sup>5</sup> )                        |
| 2661                         | Building paper and building board mills.....                              | 1,177            | 33                                      | 12                 | 29                                      | 1,165              | 33                                      | --                          | --                                      |
| 31                           | LEATHER AND LEATHER PRODUCTS  |                  |   |                    |   |                    |   |                             |   |
| 3131                         | Boot and shoe cut stock and findings.....                                 | 1,900            | 16                                      | 564                | 39                                      | 3                  | 17                                      | 1,142                       | 13                                      |
| 3161                         | Luggage.....  | 2,008            | 8                                       | 21                 | 32                                      | 14                 | 19                                      | 265                         | 38                                      |
| 32                           | STONE, CLAY, AND GLASS PRODUCTS   |                  |   |                    |   |                    |   |                             |   |
| 3211                         | Flat glass.....   | 1,179            | 17                                      | 535                | 24                                      | --                 | --                                      | --                          | --                                      |
| 3221                         | Glass containers.....   | 98               | 14                                      | 32                 | 25                                      | 47                 | 22                                      | 4                           | 27                                      |
| 3251                         | Brick and structural clay tile.....                                       | 510              | 63                                      | 48                 | 87                                      | --                 | --                                      | --                          | --                                      |
| 3253                         | Ceramic floor and wall tile.....  | 66               | 23                                      | 2                  | 24                                      | 6                  | 40                                      | --                          | --                                      |
| 3255                         | Clay refractories.....  | 148              | 58                                      | 20                 | 47                                      | 4                  | 50                                      | --                          | --                                      |
| 3259                         | Structural clay products, n.e.c.....                                      | 173              | 44                                      | 143                | 53                                      | 1                  | 57                                      | 29                          | 49                                      |
| 3281                         | Cut stone and stone products.....   | 186              | 59                                      | --                 | --                                      | 186                | 59                                      | --                          | --                                      |
| 33                           | PRIMARY METAL INDUSTRIES  |                  |   |                    |   |                    |   |                             |   |
| 3312                         | Blast furnaces (including coke ovens), steel works and rolling mills..... | 4,535            | 15                                      | 2,786              | 22                                      | 443                | 22                                      | 622                         | 30                                      |
| 3315                         | Steel wire drawing and steel nail and spikes.....                         | 1,251            | 21                                      | 2                  | 26                                      | 7                  | 29                                      | 999                         | 21                                      |
| 3316                         | Cold rolled sheet, strip, and bars.....                                   | 57               | 54                                      | 22                 | 63                                      | 1                  | 83                                      | --                          | --                                      |
| 3317                         | Steel pipe and tubes.....   | 345              | 33                                      | 124                | 50                                      | 88                 | 57                                      | 32                          | 46                                      |
| 3321                         | Gray-iron foundries.....  | 2,370            | 43                                      | 263                | 39                                      | 88                 | 27                                      | 68                          | 28                                      |
| 3322                         | Malleable-iron foundries.....   | 305              | 12                                      | 15                 | 17                                      | 71                 | 12                                      | 48                          | 20                                      |
| 3323                         | Steel foundries.....  | 2,690            | 20                                      | 163                | 34                                      | 382                | 33                                      | --                          | --                                      |

See footnotes at end of table.

Table 37.--Purchases of dimension, cut stock, cut-to-size parts, and fabricated parts, by manufacturers, by industry, 1965--Continued

| Veneer cut-to-size |   | Plywood cut-to-size |   | Hardboard cut-to-size |   | Particleboard cut-to-size |   | Composite <sup>2</sup> panels |   | Jigs, models, patterns, and flasks |   | Industry number <sup>1</sup> |
|--------------------|---|---------------------|---|-----------------------|---|---------------------------|---|-------------------------------|---|------------------------------------|---|------------------------------|
| Value              | Standard error of estimate <sup>3</sup> | Value               | Standard error of estimate <sup>3</sup> | Value                 | Standard error of estimate <sup>3</sup> | Value                     | Standard error of estimate <sup>3</sup> | Value                         | Standard error of estimate <sup>3</sup> | Value                              | Standard error of estimate <sup>3</sup> |                              |
| Thousand dollars   | Percent of total                        | Thousand dollars    | Percent of total                        | Thousand dollars      | Percent of total                        | Thousand dollars          | Percent of total                        | Thousand dollars              | Percent of total                        | Thousand dollars                   | Percent of total                        |                              |
| 47,897             | (NA)                                    | 98,535              | (NA)                                    | 20,212                | (NA)                                    | 19,126                    | (NA)                                    | 28,518                        | (NA)                                    | 10,465                             | (NA)                                    |                              |
| --                 | --                                      | 5                   | 41                                      | 5                     | 62                                      | --                        | --                                      | --                            | --                                      | --                                 | --                                      | 2033                         |
| --                 | --                                      | 123                 | 13                                      | 35                    | ( <sup>5</sup> )                        | --                        | --                                      | --                            | --                                      | --                                 | --                                      | 2141                         |
| --                 | --                                      | 3                   | ( <sup>5</sup> )                        | --                    | --                                      | --                        | --                                      | --                            | --                                      | --                                 | --                                      | 2284                         |
|                    |   |                     |   |                       |   |                           |   |                               |   |                                    |   | 24                           |
| --                 | --                                      | 1,654               | 93                                      | --                    | --                                      | --                        | --                                      | --                            | --                                      | --                                 | --                                      | 2421                         |
| 1,143              | 37                                      | 667                 | 12                                      | --                    | --                                      | 80                        | 29                                      | 464                           | 37                                      | --                                 | --                                      | 2426                         |
| --                 | --                                      | 4                   | 40                                      | --                    | --                                      | --                        | --                                      | --                            | --                                      | --                                 | --                                      | 2429                         |
| 4,422              | 27                                      | 12,004              | 43                                      | 535                   | 23                                      | 971                       | 18                                      | 2,011                         | 45                                      | --                                 | --                                      | 2431                         |
| 11,351             | 15                                      | 3,673               | 26                                      | 340                   | 30                                      | 1,431                     | 20                                      | 167                           | 35                                      | --                                 | --                                      | 2432                         |
|                    |   |                     |   |                       |   |                           |   |                               |   |                                    |   | 2433                         |
| 51                 | 64                                      | 3,363               | 21                                      | 155                   | 48                                      | 120                       | 30                                      | 285                           | 38                                      | --                                 | --                                      | 2441                         |
| 88                 | 33                                      | 785                 | 26                                      | 65                    | 35                                      | 6                         | 51                                      | 2                             | 41                                      | 1                                  | 79                                      | 2442                         |
| 6,406              | 15                                      | 293                 | 26                                      | 225                   | 49                                      | --                        | --                                      | --                            | --                                      | --                                 | --                                      | 2443                         |
| 171                | 37                                      | --                  | --                                      | --                    | --                                      | --                        | --                                      | --                            | --                                      | --                                 | --                                      | 2445                         |
| --                 | --                                      | 6                   | 77                                      | --                    | --                                      | --                        | --                                      | --                            | --                                      | --                                 | --                                      | 2489                         |
| 592                | 25                                      | 206                 | 40                                      | 1,025                 | 46                                      | 19                        | 66                                      | 1,783                         | 59                                      | --                                 | --                                      | 25                           |
|                    |   |                     |   |                       |   |                           |   |                               |   |                                    |   | 2511                         |
| 13,100             | 14                                      | 45,446              | 10                                      | 9,479                 | 13                                      | 7,995                     | 17                                      | 8,804                         | 22                                      | 6                                  | 47                                      | 2512                         |
| 566                | 87                                      | 977                 | 28                                      | 84                    | 24                                      | 335                       | 48                                      | 46                            | 61                                      | 1                                  | 37                                      | 2514                         |
| 101                | 34                                      | 1,869               | 16                                      | 1,478                 | 19                                      | 1,395                     | 26                                      | 236                           | 25                                      | 1                                  | 56                                      | 2515                         |
| 18                 | 49                                      | 76                  | 9                                       | 157                   | 49                                      | --                        | --                                      | 41                            | 91                                      | --                                 | --                                      | 2519                         |
| --                 | --                                      | 38                  | 81                                      | --                    | --                                      | --                        | --                                      | 14                            | 82                                      | --                                 | --                                      | 2521                         |
| 95                 | 24                                      | 1,211               | 12                                      | 84                    | 31                                      | 562                       | 12                                      | 178                           | 23                                      | --                                 | --                                      | 2522                         |
| 454                | 21                                      | 596                 | 17                                      | 53                    | 23                                      | 269                       | 22                                      | 60                            | 38                                      | --                                 | --                                      | 2531                         |
| 445                | 28                                      | 621                 | 18                                      | 31                    | 36                                      | 462                       | 27                                      | 710                           | 60                                      | --                                 | --                                      | 2541                         |
| 266                | 67                                      | 1,777               | 22                                      | 454                   | 53                                      | 2,076                     | 44                                      | 206                           | 48                                      | --                                 | --                                      | 2542                         |
| 82                 | 60                                      | 142                 | 12                                      | 517                   | 25                                      | 268                       | 35                                      | 464                           | 53                                      | --                                 | --                                      | 2591                         |
| 85                 | 47                                      | --                  | --                                      | --                    | --                                      | --                        | --                                      | --                            | --                                      | --                                 | --                                      | 2599                         |
| 9                  | 43                                      | 231                 | 17                                      | 129                   | 43                                      | 143                       | 24                                      | 2                             | 43                                      | 20                                 | ( <sup>5</sup> )                        | 26                           |
|                    |   |                     |   |                       |   |                           |   |                               |   |                                    |   | 2621                         |
| 494                | 68                                      | 9                   | 49                                      | 230                   | 62                                      | 510                       | 68                                      | --                            | --                                      | --                                 | --                                      | 2631                         |
| --                 | --                                      | 197                 | 16                                      | 13                    | 52                                      | --                        | --                                      | --                            | --                                      | --                                 | --                                      | 2641                         |
| --                 | --                                      | 16                  | 24                                      | 2                     | 32                                      | --                        | --                                      | 1                             | ( <sup>5</sup> )                        | --                                 | --                                      | 2661                         |
| --                 | --                                      | --                  | --                                      | --                    | --                                      | --                        | --                                      | --                            | --                                      | --                                 | --                                      | 31                           |
| --                 | --                                      | 191                 | 70                                      | --                    | --                                      | --                        | --                                      | --                            | --                                      | --                                 | --                                      | 3131                         |
| 163                | 5                                       | 1,365               | 10                                      | 70                    | 4                                       | 3                         | 74                                      | 167                           | 79                                      | --                                 | --                                      | 3161                         |
|                    |   |                     |   |                       |   |                           |   |                               |   |                                    |   | 32                           |
| --                 | --                                      | 644                 | 24                                      | --                    | --                                      | --                        | --                                      | --                            | --                                      | --                                 | --                                      | 3211                         |
| 1                  | 38                                      | 8                   | 26                                      | 6                     | 36                                      | --                        | --                                      | --                            | --                                      | --                                 | --                                      | 3221                         |
| 443                | 72                                      | 13                  | 74                                      | 2                     | 75                                      | 1                         | 12                                      | --                            | --                                      | 3                                  | 96                                      | 3251                         |
| 1                  | 95                                      | 25                  | 39                                      | 12                    | 26                                      | 20                        | 55                                      | --                            | --                                      | --                                 | --                                      | 3253                         |
| --                 | --                                      | 2                   | ( <sup>5</sup> )                        | --                    | --                                      | --                        | --                                      | --                            | --                                      | 122                                | 70                                      | 3255                         |
| --                 | --                                      | --                  | --                                      | --                    | --                                      | --                        | --                                      | --                            | --                                      | --                                 | --                                      | 3259                         |
| --                 | --                                      | --                  | --                                      | --                    | --                                      | --                        | --                                      | --                            | --                                      | --                                 | --                                      | 3281                         |
|                    |   |                     |   |                       |   |                           |   |                               |   |                                    |   | 33                           |
| 24                 | 47                                      | 44                  | 20                                      | 384                   | 47                                      | --                        | --                                      | --                            | --                                      | 232                                | 24                                      | 3312                         |
| --                 | --                                      | 194                 | 76                                      | --                    | --                                      | 5                         | 46                                      | --                            | --                                      | 44                                 | 46                                      | 3315                         |
| --                 | --                                      | 1                   | 58                                      | 33                    | 83                                      | --                        | --                                      | --                            | --                                      | --                                 | --                                      | 3316                         |
| --                 | --                                      | 100                 | 79                                      | --                    | --                                      | --                        | --                                      | --                            | --                                      | 1                                  | 29                                      | 3317                         |
| 1                  | 33                                      | 77                  | 31                                      | 6                     | 36                                      | --                        | --                                      | --                            | --                                      | 1,867                              | 61                                      | 3321                         |
| --                 | --                                      | 4                   | 27                                      | --                    | --                                      | --                        | --                                      | --                            | --                                      | 167                                | 21                                      | 3322                         |



Table 37.--Purchases of dimension, cut stock, cut-to-size parts, and fabricated parts, by manufacturers, by industry, 1965--Continued

| Industry number <sup>1</sup> | Industry   | Total purchases  |   | Hardwood dimension |   | Softwood cut stock |   | Hardwood and softwood parts |   |
|------------------------------|--|------------------|---|--------------------|---|--------------------|---|-----------------------------|---|
|                              |  | Value            | Standard error of estimate <sup>3</sup> | Value              | Standard error of estimate <sup>3</sup> | Value              | Standard error of estimate <sup>3</sup> | Value                       | Standard error of estimate <sup>3</sup> |
|                              |  | Thousand dollars | Percent of total                        | Thousand dollars   | Percent of total                        | Thousand dollars   | Percent of total                        | Thousand dollars            | Percent of total                        |
| 33                           | PRIMARY METAL INDUSTRIES--Continued  |                  |   |                    |   |                    |   |                             |   |
| 3351                         | Copper rolling and drawing.....  | 2,199            | ( <sup>5</sup> )                        | 1,310              | ( <sup>5</sup> )                        | 752                | ( <sup>5</sup> )                        | 117                         | ( <sup>5</sup> )                        |
| 3352                         | Rolling, drawing and extruding of aluminum.....  | 1,054            | 3                                       | 371                | ( <sup>5</sup> )                        | 516                | 2                                       | 124                         | 25                                      |
| 3357                         | Drawing and insulating of nonferrous wire.....   | 16,679           | 20                                      | 159                | 17                                      | 387                | 25                                      | 15,050                      | 22                                      |
| 34                           | FABRICATED METAL PRODUCTS, EXCEPT ORDNANCE, MACHINERY AND TRANSPORTATION EQUIPMENT                   |                  |   |                    |   |                    |   |                             |   |
| 3421                         | Cutlery.....   | 1,858            | 46                                      | 6                  | 24                                      | 50                 | 71                                      | 596                         | 13                                      |
| 3423                         | Hand and edge tools, except machine tools, and hand saws.....  | 10,341           | 32                                      | 680                | 78                                      | 9                  | 48                                      | 8,993                       | 36                                      |
| 3425                         | Hand saws and saw blades.....  | 164              | 38                                      | 18                 | 23                                      | 84                 | 71                                      | 34                          | 4                                       |
| 3429                         | Hardware, n.e.c.....   | 2,146            | 39                                      | 85                 | 25                                      | 35                 | 16                                      | 1,979                       | 52                                      |
| 3431                         | Enameled iron and metal sanitary ware.....   | 1,992            | 37                                      | 15                 | ( <sup>5</sup> )                        | 1,963              | 38                                      | --                          | --                                      |
| 3432                         | Plumbing fixture fittings and trim (brass goods).....  | 96               | 54                                      | 59                 | 79                                      | 29                 | 78                                      | --                          | --                                      |
| 3433                         | Heating equipment, except electric....   | 897              | 37                                      | 33                 | 33                                      | 41                 | 40                                      | 5                           | 46                                      |
| 3441                         | Fabricated structural iron and steel....   | 51               | 21                                      | 9                  | 18                                      | 31                 | 34                                      | 1                           | 24                                      |
| 3442                         | Metal doors, sash, frames, and molding and trim.....   | 453              | 53                                      | --                 | --                                      | 438                | 55                                      | 9                           | 33                                      |
| 3443                         | Fabricated plate work (boiler shops)....   | 173              | 25                                      | 51                 | 42                                      | 74                 | 48                                      | 14                          | 46                                      |
| 3444                         | Sheet-metal work.....  | 267              | 34                                      | 18                 | 45                                      | 199                | 44                                      | 32                          | 40                                      |
| 3446                         | Architectural and metal work.....  | 86               | 53                                      | --                 | --                                      | --                 | --                                      | 82                          | 57                                      |
| 3449                         | Miscellaneous metal work.....  | 1,473            | 39                                      | 422                | 71                                      | 465                | 43                                      | 547                         | 83                                      |
| 3461                         | Metal stampings.....   | 2,626            | 58                                      | 26                 | 28                                      | 109                | 26                                      | 856                         | 32                                      |
| 3481                         | Miscellaneous fabricated wire products   | 1,179            | 21                                      | 73                 | 70                                      | 468                | 34                                      | 453                         | 37                                      |
| 35                           | MACHINERY, EXCEPT ELECTRICAL   |                  |   |                    |   |                    |   |                             |   |
| 3522                         | Farm machinery and equipment.....  | 4,638            | 8                                       | 607                | 27                                      | 1,246              | 8                                       | 2,624                       | 12                                      |
| 3531                         | Construction machinery and equipment...  | 704              | 26                                      | 59                 | 28                                      | 120                | 26                                      | 356                         | 43                                      |
| 3532                         | Mining machinery and equipment, except oil field machinery and equipment....                         | 633              | 40                                      | 46                 | 38                                      | 269                | 39                                      | 1                           | 50                                      |
| 3533                         | Oil-field machinery and equipment.....   | 290              | 17                                      | 76                 | 55                                      | 89                 | 25                                      | 18                          | 43                                      |
| 3534                         | Elevators and moving stairways.....  | 359              | 41                                      | 7                  | 84                                      | 69                 | 45                                      | 25                          | 59                                      |
| 3535                         | Conveyors and conveying equipment.....   | 148              | 27                                      | --                 | --                                      | 32                 | 39                                      | 61                          | 54                                      |
| 3536                         | Hoists, industrial cranes, and monorail systems.....   | 84               | 48                                      | --                 | --                                      | 20                 | 69                                      | 52                          | 72                                      |
| 3537                         | Industrial trucks, tractors, trailers, and stackers.....   | 313              | 46                                      | 109                | 81                                      | 60                 | 65                                      | 124                         | 85                                      |
| 3541                         | Machine tools, metal cutting types....   | 416              | 10                                      | 46                 | 21                                      | 68                 | 28                                      | --                          | --                                      |
| 3542                         | Machine tools, metal forming types....   | 228              | 31                                      | 10                 | 60                                      | 48                 | 32                                      | 1                           | 90                                      |
| 3544                         | Special die and tools, die sets, jigs, and fixtures.....   | 189              | 25                                      | 20                 | 38                                      | 65                 | 26                                      | --                          | --                                      |
| 3545                         | Machine tool accessories and measuring devices.....  | 501              | 55                                      | 276                | 89                                      | 31                 | 54                                      | 13                          | 29                                      |
| 3548                         | Metalworking machinery, except machine tools.....  | 201              | 31                                      | 59                 | 83                                      | 37                 | 42                                      | 46                          | 42                                      |
| 3551                         | Food-products machinery.....   | 366              | 24                                      | 111                | 43                                      | 192                | 36                                      | 15                          | 57                                      |
| 3552                         | Textile machinery.....   | 2,406            | 38                                      | 1,646              | 53                                      | 618                | 41                                      | 84                          | 79                                      |
| 3553                         | Woodworking machinery.....   | 50               | 33                                      | 27                 | 60                                      | 15                 | ( <sup>5</sup> )                        | 4                           | 76                                      |
| 3554                         | Paper-industries machinery.....  | 715              | 15                                      | 120                | 23                                      | 185                | 21                                      | 26                          | 21                                      |
| 3555                         | Printing-branches machinery and equipment.....   | 295              | 25                                      | 3                  | 37                                      | 7                  | 39                                      | 137                         | 51                                      |
| 3559                         | Special industry machinery.....  | 621              | 27                                      | 103                | 55                                      | 73                 | 38                                      | 7                           | 62                                      |
| 3561                         | Pumps, air and gas compressors, and pumping equipment.....   | 1,272            | 37                                      | 69                 | 23                                      | 220                | 65                                      | 8                           | 71                                      |
| 3564                         | Blowers, exhausts, and ventilating fans.   | 64               | 15                                      | 17                 | 17                                      | 31                 | 26                                      | 3                           | 63                                      |
| 3565                         | Industrial patterns.....   | 565              | 25                                      | 333                | 39                                      | 110                | 50                                      | 45                          | 8                                       |
| 3566                         | Mechanical power transmission equipment, except ball and roller bearings.....                        | 2,098            | 63                                      | 82                 | 28                                      | 1,399              | 94                                      | --                          | --                                      |
| 3569                         | General industrial machinery and equipment, n.e.c.....   | 269              | 38                                      | 30                 | 92                                      | 110                | 56                                      | 16                          | 56                                      |
| 3585                         | Refrigerators and refrigeration machinery, except household and complete air-conditioning units..... | 4,754            | 34                                      | 1,075              | 86                                      | 783                | 60                                      | 267                         | 29                                      |
| 3599                         | Miscellaneous machinery, except electrical.....  | 479              | 51                                      | 10                 | 76                                      | 185                | 44                                      | --                          | --                                      |
| 36                           | ELECTRICAL MACHINERY, EQUIPMENT, AND SUPPLIES  |                  |   |                    |   |                    |   |                             |   |
| 3612                         | Power distribution, and specialty transformers.....  | 348              | 20                                      | 169                | 30                                      | 104                | 44                                      | 2                           | 47                                      |

See footnotes at end of table.

Table 37.--Purchases of dimension, cut stock, cut-to-size parts, and fabricated parts, by manufacturers, by industry, 1965--Continued

| Veneer cut-to-size |   | Plywood cut-to-size |   | Hardboard cut-to-size |   | Particleboard cut-to-size |   | Composite <sup>2</sup> panels |   | Jigs, models, patterns, and flasks |   | Industry number <sup>1</sup> |
|--------------------|---|---------------------|---|-----------------------|---|---------------------------|---|-------------------------------|---|------------------------------------|---|------------------------------|
| Value              | Standard error of estimate <sup>3</sup> | Value               | Standard error of estimate <sup>3</sup> | Value                 | Standard error of estimate <sup>3</sup> | Value                     | Standard error of estimate <sup>3</sup> | Value                         | Standard error of estimate <sup>3</sup> | Value                              | Standard error of estimate <sup>3</sup> |                              |
| Thousand dollars   | Percent of total                        | Thousand dollars    | Percent of total                        | Thousand dollars      | Percent of total                        | Thousand dollars          | Percent of total                        | Thousand dollars              | Percent of total                        | Thousand dollars                   | Percent of total                        |                              |
| --                 | --                                      | 15                  | ( <sup>5</sup> )                        | 4                     | ( <sup>5</sup> )                        | --                        | --                                      | 1                             | ( <sup>5</sup> )                        | --                                 | --                                      | 33                           |
| 19                 | ( <sup>5</sup> )                        | 21                  | 1                                       | 3                     | ( <sup>5</sup> )                        | --                        | --                                      | --                            | --                                      | --                                 | --                                      | 3351                         |
| 1                  | 32                                      | 821                 | 38                                      | 4                     | 31                                      | --                        | --                                      | 242                           | 22                                      | 15                                 | 86                                      | 3352                         |
|                    |   |                     |   |                       |   |                           |   |                               |   |                                    |   | 3357                         |
|                    |   |                     |   |                       |   |                           |   |                               |   |                                    |   | 34                           |
| 1,200              | 71                                      | --                  | --                                      | 1                     | 24                                      | --                        | --                                      | 5                             | ( <sup>5</sup> )                        | --                                 | --                                      | 3421                         |
| --                 | --                                      | 7                   | 51                                      | 650                   | 91                                      | 2                         | 23                                      | --                            | --                                      | --                                 | --                                      | 3423                         |
| --                 | --                                      | 28                  | 71                                      | --                    | --                                      | --                        | --                                      | --                            | --                                      | --                                 | --                                      | 3425                         |
| 3                  | 15                                      | 206                 | 48                                      | 199                   | 46                                      | 1                         | 18                                      | 15                            | 18                                      | 23                                 | 14                                      | 3429                         |
| 2                  | ( <sup>5</sup> )                        | 12                  | 38                                      | --                    | --                                      | --                        | --                                      | --                            | --                                      | --                                 | --                                      | 3431                         |
| --                 | --                                      | 8                   | 44                                      | --                    | --                                      | --                        | --                                      | --                            | --                                      | --                                 | --                                      | 3432                         |
| --                 | --                                      | 22                  | 39                                      | 123                   | 45                                      | --                        | --                                      | 473                           | 63                                      | --                                 | --                                      | 3433                         |
| --                 | --                                      | 2                   | 24                                      | 4                     | 24                                      | --                        | --                                      | --                            | --                                      | --                                 | 4                                       | 24                           |
| --                 | --                                      | 6                   | 33                                      | --                    | --                                      | --                        | --                                      | --                            | --                                      | --                                 | --                                      | 3442                         |
| --                 | --                                      | 2                   | 38                                      | 17                    | 72                                      | --                        | --                                      | --                            | --                                      | 15                                 | 34                                      | 3443                         |
| --                 | --                                      | 18                  | 60                                      | --                    | --                                      | --                        | --                                      | --                            | --                                      | --                                 | --                                      | 3444                         |
| --                 | --                                      | 3                   | 65                                      | --                    | --                                      | --                        | --                                      | --                            | --                                      | --                                 | 1                                       | 76                           |
| --                 | --                                      | 37                  | 69                                      | --                    | --                                      | --                        | --                                      | 2                             | 93                                      | --                                 | --                                      | 3446                         |
| --                 | --                                      | 1                   | 30                                      | 1                     | 36                                      | --                        | --                                      | --                            | --                                      | 1,633                              | 91                                      | 3461                         |
| --                 | --                                      | 145                 | 60                                      | 37                    | 52                                      | --                        | --                                      | --                            | --                                      | 3                                  | 95                                      | 3481                         |
|                    |   |                     |   |                       |   |                           |   |                               |   |                                    |   | 35                           |
| --                 | --                                      | 79                  | 18                                      | 69                    | 20                                      | --                        | --                                      | 9                             | 28                                      | 4                                  | 42                                      | 3522                         |
| 1                  | 88                                      | 30                  | 23                                      | 10                    | 30                                      | --                        | --                                      | 101                           | 89                                      | 27                                 | 38                                      | 3531                         |
| --                 | --                                      | 1                   | 62                                      | ( <sup>6</sup> )      | 53                                      | --                        | --                                      | 314                           | 73                                      | 2                                  | 41                                      | 3532                         |
| --                 | --                                      | 50                  | 23                                      | 5                     | 61                                      | --                        | --                                      | --                            | --                                      | 52                                 | 21                                      | 3533                         |
| --                 | --                                      | 188                 | 74                                      | 18                    | 38                                      | --                        | --                                      | 52                            | 54                                      | --                                 | --                                      | 3534                         |
| --                 | --                                      | 2                   | 39                                      | --                    | --                                      | --                        | --                                      | 39                            | 39                                      | 14                                 | 64                                      | 3535                         |
| --                 | --                                      | --                  | --                                      | --                    | --                                      | --                        | --                                      | --                            | --                                      | 12                                 | ( <sup>5</sup> )                        | 3536                         |
| 3                  | 83                                      | 13                  | 48                                      | 1                     | 41                                      | --                        | --                                      | --                            | --                                      | 3                                  | 91                                      | 3537                         |
| --                 | --                                      | 10                  | 24                                      | --                    | --                                      | --                        | --                                      | --                            | --                                      | 292                                | 13                                      | 3541                         |
| --                 | --                                      | --                  | --                                      | --                    | --                                      | --                        | --                                      | --                            | --                                      | 169                                | 40                                      | 3542                         |
| --                 | --                                      | 4                   | 30                                      | 2                     | 46                                      | --                        | --                                      | --                            | --                                      | 98                                 | 43                                      | 3544                         |
| --                 | --                                      | 14                  | 61                                      | --                    | --                                      | --                        | --                                      | 126                           | 91                                      | 41                                 | 35                                      | 3545                         |
| --                 | --                                      | 7                   | 31                                      | --                    | --                                      | 45                        | 63                                      | --                            | --                                      | 7                                  | 37                                      | 3548                         |
| --                 | --                                      | 10                  | 45                                      | --                    | --                                      | --                        | --                                      | --                            | --                                      | 38                                 | 45                                      | 3551                         |
| --                 | --                                      | 23                  | 68                                      | --                    | --                                      | --                        | --                                      | --                            | --                                      | 35                                 | 60                                      | 3552                         |
| --                 | --                                      | --                  | --                                      | --                    | --                                      | --                        | --                                      | --                            | --                                      | 4                                  | 71                                      | 3553                         |
| --                 | --                                      | 17                  | 48                                      | 4                     | 73                                      | --                        | --                                      | 3                             | 73                                      | 360                                | 27                                      | 3554                         |
| --                 | --                                      | 33                  | 24                                      | 41                    | 34                                      | --                        | --                                      | --                            | --                                      | 74                                 | 24                                      | 3555                         |
| 1                  | 75                                      | 26                  | 52                                      | 5                     | 50                                      | --                        | --                                      | --                            | --                                      | 408                                | 37                                      | 3559                         |
| --                 | --                                      | 10                  | 21                                      | --                    | --                                      | --                        | --                                      | --                            | --                                      | 965                                | 47                                      | 3561                         |
| --                 | --                                      | 3                   | 40                                      | --                    | --                                      | --                        | --                                      | --                            | --                                      | 10                                 | 41                                      | 3564                         |
| --                 | --                                      | 20                  | 60                                      | --                    | --                                      | --                        | --                                      | 45                            | 40                                      | 12                                 | 96                                      | 3565                         |
| --                 | --                                      | 94                  | 81                                      | 1                     | 24                                      | --                        | --                                      | 341                           | 34                                      | 181                                | 22                                      | 3566                         |
| --                 | --                                      | 1                   | 32                                      | --                    | --                                      | --                        | --                                      | 73                            | 95                                      | 39                                 | 70                                      | 3569                         |
| 2                  | 89                                      | 692                 | 38                                      | 11                    | 53                                      | 140                       | 72                                      | 1,818                         | 68                                      | 6                                  | 40                                      | 3585                         |
| --                 | --                                      | 239                 | 95                                      | 1                     | 68                                      | --                        | --                                      | --                            | --                                      | 44                                 | 38                                      | 3599                         |
| --                 | --                                      | 4                   | 46                                      | 54                    | 26                                      | 13                        | 47                                      | --                            | --                                      | 2                                  | 47                                      | 36                           |
|                    |   |                     |   |                       |   |                           |   |                               |   |                                    |   | 2612                         |

Table 37.--Purchases of dimension, cut stock, cut-to-size parts, and fabricated parts, by manufacturers, by industry, 1965--Continued

| Industry number <sup>1</sup> | Industry   | Total purchases  |   | Hardwood dimension |   | Softwood cut stock |   | Hardwood and softwood parts |   |
|------------------------------|--|------------------|---|--------------------|---|--------------------|---|-----------------------------|---|
|                              |  | Value            | Standard error of estimate <sup>3</sup> | Value              | Standard error of estimate <sup>3</sup> | Value              | Standard error of estimate <sup>3</sup> | Value                       | Standard error of estimate <sup>3</sup> |
|                              |  | Thousand dollars | Percent of total                        | Thousand dollars   | Percent of total                        | Thousand dollars   | Percent of total                        | Thousand dollars            | Percent of total                        |
| 36                           | ELECTRICAL MACHINERY, EQUIPMENT, AND SUPPLIES--Continued                                 |                  |   |                    |   |                    |   |                             |   |
| 3621                         | Motors and generators.....   | 647              | 30                                      | 14                 | 48                                      | 29                 | 56                                      | 31                          | 40                                      |
| 3622                         | Industrial controls.....   | 293              | 52                                      | 3                  | 60                                      | 52                 | 48                                      | 164                         | 91                                      |
| 3623                         | Welding apparatus.....   | 140              | 57                                      | --                 | --                                      | 2                  | 78                                      | --                          | --                                      |
| 3624                         | Carbon and graphite products.....  | 223              | 19                                      | 168                | 25                                      | 35                 | 18                                      | 20                          | ( <sup>2</sup> )                        |
| 3629                         | Electrical industrial apparatus, n.e.c.  | 143              | 35                                      | --                 | --                                      | 21                 | 41                                      | 122                         | 40                                      |
| 3633                         | Household laundry equipment.....   | 988              | 30                                      | --                 | --                                      | 22                 | 45                                      | 141                         | 45                                      |
| 3651                         | Radio and television receiving sets, except communication types.....                     | 25,938           | 73                                      | 54                 | 80                                      | --                 | --                                      | 24,896                      | 76                                      |
| 3661                         | Telephone and telegraph apparatus....  | 4,118            | 25                                      | 893                | 60                                      | 890                | 43                                      | 999                         | 41                                      |
| 3662                         | Radio and television transmitting, signaling, and detection equipment and apparatus..... | 2,044            | 37                                      | 64                 | 59                                      | 76                 | 19                                      | 34                          | 31                                      |
| 37                           | TRANSPORTATION EQUIPMENT   |                  |   |                    |   |                    |   |                             |   |
| 3713                         | Truck, bus, and other vehicle (except passenger car) bodies.....                         | 3,349            | 22                                      | 789                | 48                                      | 1,230              | 42                                      | 950                         | 36                                      |
| 3715                         | Truck trailers.....  | 9,734            | 16                                      | 1,913              | 47                                      | 1,068              | 18                                      | 5,512                       | 22                                      |
| 3717                         | Motor vehicles and parts.....  | 9,007            | 13                                      | 682                | 24                                      | 721                | 15                                      | 1,795                       | 26                                      |
| 3721                         | Aircraft.....  | 675              | 20                                      | 82                 | 35                                      | 97                 | 35                                      | 2                           | 35                                      |
| 3722                         | Aircraft engines and engine parts....  | 542              | 14                                      | 78                 | 28                                      | 163                | 28                                      | 28                          | 36                                      |
| 3729                         | Aircraft parts and auxiliary equipment.  | 453              | 34                                      | 27                 | 36                                      | 96                 | 34                                      | 14                          | 33                                      |
| 3731                         | Ship building and repairing.....   | 1,109            | 15                                      | 378                | 26                                      | 564                | 21                                      | 7                           | 63                                      |
| 3732                         | Boat building and repairing.....   | 2,744            | 16                                      | 644                | 35                                      | 426                | 2                                       | 155                         | 40                                      |
| 3742                         | Railroad and street cars.....  | 3,842            | 25                                      | 293                | 32                                      | 139                | 3                                       | 3,300                       | 29                                      |
| 3791                         | Trailer coaches, housing type.....   | 29,976           | 18                                      | 1,142              | 17                                      | 10,616             | 49                                      | 1,993                       | 16                                      |
| 39                           | MISCELLANEOUS MANUFACTURING INDUSTRIES   |                  |   |                    |   |                    |   |                             |   |
| 3931                         | Musical instruments and parts.....   | 10,754           | 21                                      | 2,411              | 41                                      | 207                | 51                                      | 5,572                       | 34                                      |
| 3941                         | Games and toys, except dolls and children's vehicles.....                                | 10,340           | 13                                      | 2,717              | 21                                      | 2,727              | 23                                      | 4,231                       | 23                                      |
| 3949                         | Sporting and athletic goods, n.e.c....   | 7,733            | 13                                      | 3,275              | 26                                      | 1,018              | 45                                      | 1,558                       | 9                                       |
| 3952                         | Lead pencils, crayons, and artists' materials.....                                       | 3,896            | 20                                      | 133                | 76                                      | 2,426              | 27                                      | 1,334                       | 32                                      |
| 3981                         | Brooms and brushes.....  | 13,672           | 6                                       | 2,766              | 19                                      | 275                | 21                                      | 10,420                      | 6                                       |
| 3988                         | Barbers' goods.....  | 5,857            | 12                                      | 786                | 14                                      | 1,333              | 20                                      | 3,579                       | 18                                      |
| 3993                         | Signs and advertising displays.....  | 1,808            | 13                                      | 220                | 37                                      | 239                | 26                                      | 367                         | 44                                      |

<sup>1</sup> Two-digit numbers identify Major Groups of the Standard Industrial Classification (SIC); three-digit numbers are industry subgroups of Major Groups; four-digit numbers identify individual SIC industries. Three-digit numbers followed by one dash (e.g., 331-) indicate that one or more four-digit industries in this subgroup are listed separately. Two-digit numbers followed by two dashes (e.g., 26--) indicate that a group of three-digit industry subgroups and/or a group of four-digit industries (not elsewhere listed) have been combined.

<sup>2</sup> Composite panels - panels containing a combination of wood items, or wood and other material.

<sup>3</sup> The percentage standard errors shown in this column indicate the range of differences that can be expected between the estimates and comparable complete census totals, because of sampling fluctuations. The estimates will differ from the complete totals by not more than: (i) The percentage shown, approximately two times out of three. (ii) Twice the percentage shown, approximately 19 times out of 20. (iii) Three times the percentage shown, almost always.

Table 37.--Purchases of dimension cut stock, cut-to-size parts, and fabricated parts, by manufacturers, by industry, 1965--Continued

| Veneer cut-to-size |   | Plywood cut-to-size |   | Hardboard cut-to-size |   | Particleboard cut-to-size |   | Composite panels <sup>2</sup> |   | Jigs, models, patterns, and flasks |   | Industry number <sup>1</sup> |
|--------------------|---|---------------------|---|-----------------------|---|---------------------------|---|-------------------------------|---|------------------------------------|---|------------------------------|
| Value              | Standard error of estimate <sup>3</sup> | Value               | Standard error of estimate <sup>3</sup> | Value                 | Standard error of estimate <sup>3</sup> | Value                     | Standard error of estimate <sup>3</sup> | Value                         | Standard error of estimate <sup>3</sup> | Value                              | Standard error of estimate <sup>3</sup> |                              |
| Thousand dollars   | Percent of total                        | Thousand dollars    | Percent of total                        | Thousand dollars      | Percent of total                        | Thousand dollars          | Percent of total                        | Thousand dollars              | Percent of total                        | Thousand dollars                   | Percent of total                        |                              |
| --                 | --                                      | 108                 | 33                                      | --                    | --                                      | --                        | --                                      | --                            | --                                      | 465                                | 41                                      | 36                           |
| --                 | --                                      | 10                  | 52                                      | 56                    | 33                                      | 8                         | 77                                      | --                            | --                                      | --                                 | --                                      | 3621                         |
| --                 | --                                      | --                  | --                                      | --                    | --                                      | --                        | --                                      | 2                             | ( <sup>5</sup> )                        | 136                                | 59                                      | 3622                         |
| --                 | --                                      | --                  | --                                      | --                    | --                                      | --                        | --                                      | --                            | --                                      | --                                 | --                                      | 3623                         |
| --                 | --                                      | --                  | --                                      | --                    | --                                      | --                        | --                                      | --                            | --                                      | --                                 | --                                      | 3624                         |
| --                 | --                                      | --                  | --                                      | --                    | --                                      | --                        | --                                      | --                            | --                                      | --                                 | --                                      | 3629                         |
| --                 | --                                      | --                  | --                                      | --                    | --                                      | --                        | --                                      | 413                           | 40                                      | 12                                 | 71                                      | 3633                         |
| --                 | --                                      | --                  | --                                      | --                    | --                                      | --                        | --                                      | --                            | --                                      | --                                 | --                                      | 3651                         |
| 117                | 80                                      | 165                 | 74                                      | 35                    | 76                                      | --                        | --                                      | 671                           | 83                                      | --                                 | --                                      |                              |
| 62                 | 45                                      | 163                 | 51                                      | 96                    | 51                                      | 3                         | 67                                      | 1,011                         | 67                                      | 5                                  | 67                                      | 3661                         |
|                    |   |                     |   |                       |   |                           |   |                               |   |                                    |   | 3662                         |
| 5                  | 26                                      | 1,837               | 41                                      | 26                    | 39                                      | 2                         | 42                                      | --                            | --                                      | --                                 | --                                      |                              |
|                    |   |                     |   |                       |   |                           |   |                               |   |                                    |   | 37                           |
| 83                 | 21                                      | 287                 | 25                                      | --                    | --                                      | 2                         | 91                                      | 5                             | 20                                      | --                                 | --                                      | 3713                         |
| 106                | 58                                      | 1,050               | 20                                      | 18                    | 58                                      | --                        | --                                      | 60                            | 49                                      | 7                                  | 75                                      | 3715                         |
| --                 | --                                      | 1,552               | 14                                      | 491                   | 29                                      | --                        | --                                      | 3,403                         | 31                                      | 363                                | 19                                      | 3717                         |
| 145                | 35                                      | 333                 | 35                                      | --                    | --                                      | --                        | --                                      | 12                            | 35                                      | 4                                  | 36                                      | 3721                         |
| --                 | --                                      | 128                 | 27                                      | 59                    | 42                                      | --                        | --                                      | 47                            | 52                                      | 39                                 | 50                                      | 3722                         |
| --                 | --                                      | 54                  | 34                                      | 2                     | 38                                      | --                        | --                                      | 190                           | 77                                      | 70                                 | 55                                      | 3729                         |
| 1                  | 64                                      | 135                 | 25                                      | 3                     | 36                                      | --                        | --                                      | 1                             | 36                                      | 120                                | 64                                      | 3731                         |
| 5                  | 90                                      | 1,041               | 32                                      | 9                     | 90                                      | --                        | --                                      | 462                           | 31                                      | 2                                  | 90                                      | 3732                         |
| --                 | --                                      | 19                  | 24                                      | --                    | --                                      | --                        | --                                      | 91                            | 53                                      | --                                 | --                                      | 3742                         |
| 3,826              | 17                                      | 8,590               | 11                                      | 1,172                 | 16                                      | 795                       | 21                                      | 1,838                         | 29                                      | 4                                  | 43                                      | 3791                         |
|                    |   |                     |   |                       |   |                           |   |                               |   |                                    |   | 39                           |
| 1,573              | 44                                      | 318                 | 36                                      | 8                     | 40                                      | 102                       | 82                                      | 563                           | 52                                      | --                                 | --                                      | 3931                         |
| --                 | --                                      | 294                 | 54                                      | 258                   | 28                                      | 112                       | 48                                      | --                            | --                                      | 1                                  | 40                                      | 3941                         |
| 59                 | 30                                      | 206                 | 23                                      | 228                   | 40                                      | 1,175                     | 30                                      | 214                           | 53                                      | --                                 | --                                      | 3949                         |
| --                 | --                                      | 1                   | 16                                      | 2                     | 66                                      | --                        | --                                      | --                            | --                                      | --                                 | --                                      | 3952                         |
| 4                  | 21                                      | 23                  | 18                                      | 182                   | 28                                      | 2                         | 78                                      | --                            | --                                      | --                                 | --                                      | 3981                         |
| 85                 | 58                                      | 43                  | 22                                      | 27                    | 30                                      | 4                         | 26                                      | --                            | --                                      | --                                 | --                                      | 3988                         |
| 14                 | 31                                      | 331                 | 24                                      | 442                   | 25                                      | 49                        | 36                                      | 143                           | 37                                      | 3                                  | 34                                      | 3993                         |

<sup>4</sup> Detailed figures may not add to the totals because of omission of industries reporting less than \$50,000 purchases.

<sup>5</sup> Less than 0.5 percent.

<sup>6</sup> Less than 500 units.

Standard Notes: n.e.c.--Not elsewhere classified. NA--Not available.

**END**