



**AgEcon** SEARCH  
RESEARCH IN AGRICULTURAL & APPLIED ECONOMICS

*The World's Largest Open Access Agricultural & Applied Economics Digital Library*

**This document is discoverable and free to researchers across the globe due to the work of AgEcon Search.**

**Help ensure our sustainability.**

Give to AgEcon Search

AgEcon Search

<http://ageconsearch.umn.edu>

[aesearch@umn.edu](mailto:aesearch@umn.edu)

*Papers downloaded from **AgEcon Search** may be used for non-commercial purposes and personal study only. No other use, including posting to another Internet site, is permitted without permission from the copyright owner (not AgEcon Search), or as allowed under the provisions of Fair Use, U.S. Copyright Act, Title 17 U.S.C.*

SB 375 (1966)

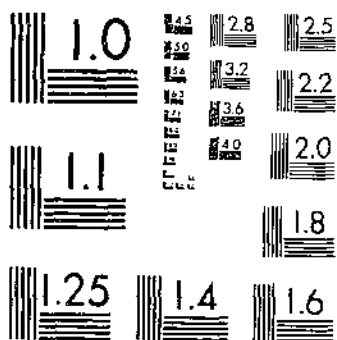
USDA STATISTICAL BULLETINS

UPDATA

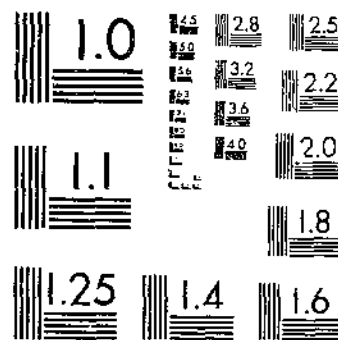
CONSUMPTION OF COMMERCIAL FERTILIZERS AND PRIMARY PLANT NUTRIENTS IN THE

1 OF 1

# START



MICROCOPY RESOLUTION TEST CHART  
NATIONAL BUREAU OF STANDARDS-1963-A




MICROCOPY RESOLUTION TEST CHART  
NATIONAL BUREAU OF STANDARDS-1963-A

Indexed by subject  
in master index

REFERENCE  
DO NOT LOAN

# 375

Consumption



# Consumption of Commercial Fertilizers and Primary Plant Nutrients

in the UNITED STATES, 1850 - 1964,  
and by STATES, 1945 - 64

LOS ANGELES PUBLIC LIBRARY

JUL 14 1966



Statistical Bulletin No. 375

UNITED STATES DEPARTMENT OF AGRICULTURE  
Statistical Reporting Service • Crop Reporting Board  
June 1966  
Washington, D.C.

CONSUMPTION OF COMMERCIAL FERTILIZERS AND PRIMARY PLANT  
NUTRIENTS IN THE UNITED STATES, 1850-1964,  
AND BY STATES, 1945-64

This report brings together in one publication comprehensive statistics on fertilizer consumption from 1945 through 1964. These data show the general trend in consumption of mixtures and direct application materials, primarily by States. Data for 1945-64 were assembled from revised annual reports on fertilizer consumption compiled under the direction of Walter Scholl, Agricultural Research Service, Department of Agriculture. Statistics on fertilizer consumption in the United States from 1850 to 1944 as given in table 1 are reprinted from table 105, Statistical Bulletin 191. Additional comprehensive background information on the fertilizer industry, generally prior to 1954, is given in Statistical Bulletin 191.

The fertilizer statistical activity formerly assigned to the Agricultural Research Service was officially transferred by the Secretary of Agriculture to the Statistical Reporting Service, effective November 7, 1965.

List of Tables

- Table 1. --All fertilizer: total consumption, primary nutrient consumption, and average nutrient content, United States, decennially 1850-90, annually 1900-64
- Table 2. --Primary nutrients: consumption of primary nutrients and average nutrient content in mixed fertilizers and primary nutrient materials, United States, 1945-64
- Table 3. --All fertilizer: consumption and percentage of total, by kinds, United States, 1945-64
- Table 4. --All fertilizer: consumption by kinds, and consumption of primary nutrients, by States, 1945-64
- Table 5. --Chemical nitrogen materials: consumption, United States and by States, 1946-64
- Table 6. --Phosphate and potash materials: consumption, United States and by States, 1946-64

Table 1.--All fertilizer: Total consumption, primary nutrient consumption, and average nutrient content, United States, decennially 1850-90, annually 1900-64 1/

| Year ended   | Total consumption 2/<br>1,000 tons | Primary nutrient consumption |   |                  |       | Average nutrient content 3/<br>Percent |   |                  |       |
|--------------|------------------------------------|------------------------------|---|------------------|-------|--|---|------------------|-------|
|              |                                    | N                            | Available P <sub>2</sub> O <sub>5</sub> | K <sub>2</sub> O | Total | N                                      | Available P <sub>2</sub> O <sub>5</sub> | K <sub>2</sub> O | Total |
| December 31: |                                    |                              |   |                  |       |  |   |                  |       |
| 1850         | 53                                 | 3                            | 4                                       | 1                | 8     | 5.66                                   | 7.55                                    | 1.89             | 15.10 |
| 1860         | 164                                | 10                           | 12                                      | 3                | 25    | 6.10                                   | 7.32                                    | 1.83             | 15.25 |
| 1870         | 321                                | 14                           | 31                                      | 4                | 49    | 4.36                                   | 9.66                                    | 1.25             | 15.27 |
| 1880         | 753                                | 19                           | 70                                      | 13               | 102   | 2.52                                   | 9.30                                    | 1.73             | 13.55 |
| 1890         | 1,390                              | 38                           | 132                                     | 31               | 201   | 2.73                                   | 9.50                                    | 2.23             | 14.46 |
| 1900         | 2,730                              | 62                           | 246                                     | 85               | 394   | 2.27                                   | 9.01                                    | 3.17             | 14.45 |
| 1901         | 3,044                              | 68                           | 282                                     | 90               | 440   | 2.23                                   | 9.26                                    | 2.96             | 14.45 |
| 1902         | 3,084                              | 70                           | 284                                     | 96               | 450   | 2.27                                   | 9.21                                    | 3.11             | 14.59 |
| 1903         | 3,382                              | 77                           | 311                                     | 108              | 496   | 2.28                                   | 9.20                                    | 3.19             | 14.67 |
| 1904         | 3,704                              | 84                           | 344                                     | 122              | 550   | 2.27                                   | 9.29                                    | 3.29             | 14.85 |
| 1905         | 3,913                              | 90                           | 368                                     | 129              | 587   | 2.30                                   | 9.40                                    | 3.30             | 15.00 |
| 1906         | 4,249                              | 99                           | 391                                     | 144              | 634   | 2.33                                   | 9.20                                    | 3.39             | 14.92 |
| 1907         | 4,307                              | 101                          | 392                                     | 151              | 644   | 2.35                                   | 9.10                                    | 3.51             | 14.96 |
| 1908         | 4,449                              | 107                          | 400                                     | 160              | 667   | 2.41                                   | 8.99                                    | 3.60             | 15.00 |
| 1909         | 4,821                              | 125                          | 434                                     | 178              | 737   | 2.59                                   | 9.00                                    | 3.69             | 15.28 |
| 1910         | 5,547                              | 146                          | 499                                     | 211              | 856   | 2.63                                   | 9.00                                    | 3.80             | 15.43 |
| 1911         | 6,108                              | 162                          | 544                                     | 232              | 938   | 2.65                                   | 8.91                                    | 3.80             | 15.36 |
| 1912         | 5,852                              | 157                          | 521                                     | 222              | 900   | 2.68                                   | 8.90                                    | 3.79             | 15.37 |
| 1913         | 6,416                              | 173                          | 571                                     | 244              | 988   | 2.70                                   | 8.90                                    | 3.80             | 15.40 |
| 1914         | 7,194                              | 216                          | 662                                     | 237              | 1,115 | 3.00                                   | 9.20                                    | 3.29             | 15.49 |
| 1915         | 5,418                              | 206                          | 515                                     | 81               | 809   | 3.80                                   | 9.51                                    | 1.50             | 14.81 |
| 1916         | 5,214                              | 208                          | 505                                     | 16               | 729   | 3.99                                   | 9.69                                    | .31              | 13.99 |
| 1917         | 6,087                              | 213                          | 596                                     | 33               | 842   | 3.50                                   | 9.79                                    | .54              | 13.83 |
| 1918         | 6,580                              | 217                          | 625                                     | 46               | 888   | 3.30                                   | 9.50                                    | .70              | 13.50 |
| 1919         | 6,751                              | 219                          | 641                                     | 88               | 948   | 3.24                                   | 9.49                                    | 1.30             | 14.03 |
| 1920         | 7,296                              | 228                          | 660                                     | 257              | 1,145 | 3.12                                   | 9.05                                    | 3.53             | 15.70 |
| 1921         | 4,977                              | 159                          | 443                                     | 189              | 791   | 3.19                                   | 8.90                                    | 3.80             | 15.89 |
| 1922         | 5,798                              | 191                          | 516                                     | 226              | 933   | 3.29                                   | 8.90                                    | 3.90             | 16.09 |
| 1923         | 6,571                              | 230                          | 591                                     | 237              | 1,058 | 3.50                                   | 8.99                                    | 3.61             | 16.10 |
| 1924         | 6,999                              | 252                          | 630                                     | 259              | 1,141 | 3.60                                   | 9.00                                    | 3.70             | 16.30 |
| 1925         | 7,503                              | 279                          | 680                                     | 283              | 1,242 | 3.72                                   | 9.06                                    | 3.77             | 16.55 |
| 1926         | 7,531                              | 282                          | 695                                     | 290              | 1,267 | 3.74                                   | 9.23                                    | 3.85             | 16.82 |
| 1927         | 7,074                              | 271                          | 660                                     | 286              | 1,217 | 3.83                                   | 9.33                                    | 4.04             | 17.20 |
| 1928         | 8,215                              | 342                          | 776                                     | 333              | 1,451 | 4.16                                   | 9.45                                    | 4.05             | 17.66 |
| 1929         | 8,208                              | 352                          | 774                                     | 338              | 1,464 | 4.29                                   | 9.43                                    | 4.12             | 17.84 |

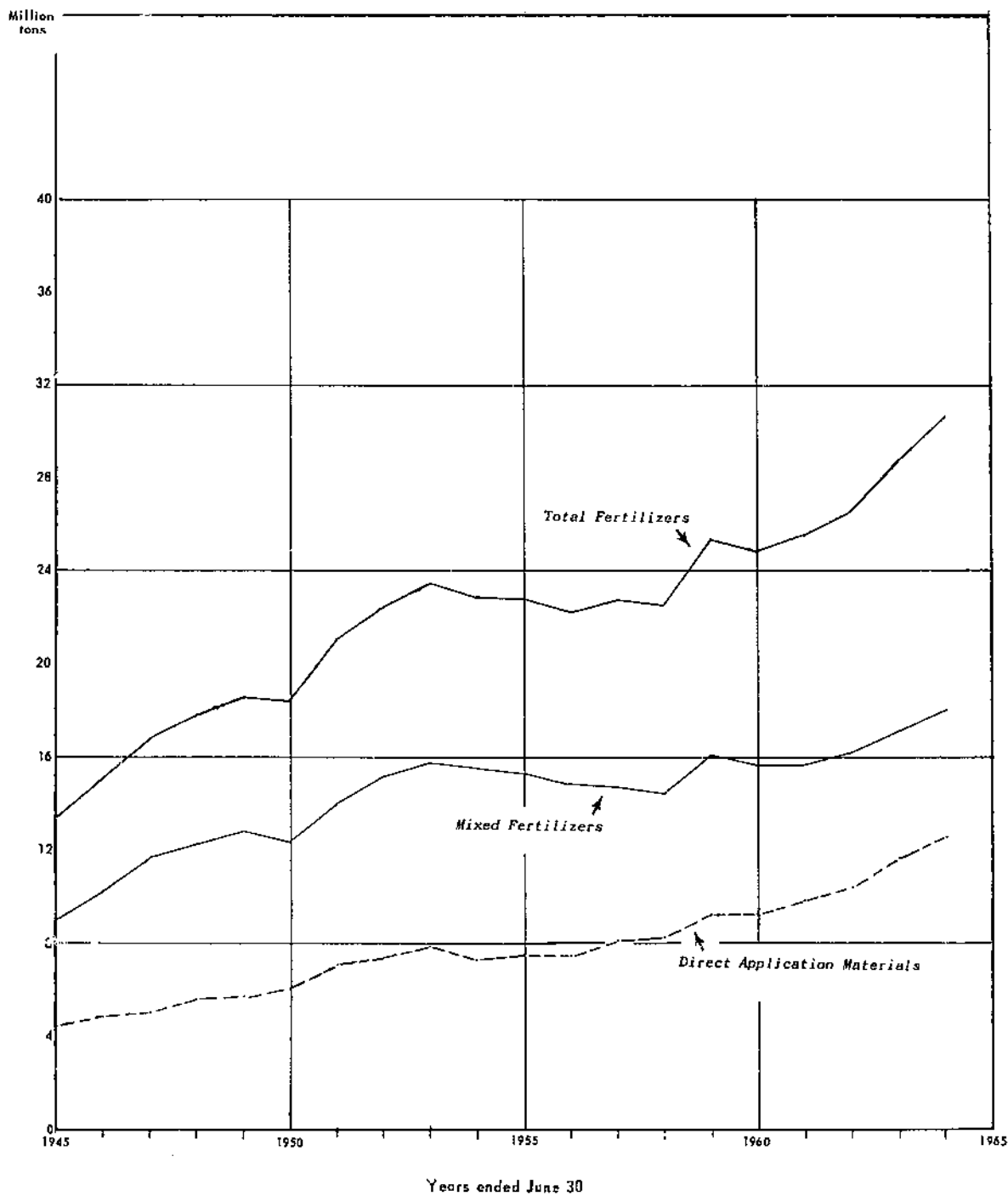
|          |        |         |         |         |          |       |       |      |       |
|----------|--------|---------|---------|---------|----------|-------|-------|------|-------|
| 1930     | 8,425  | 378     | 794     | 354     | 1,526    | 4.49  | 9.42  | 4.20 | 18.11 |
| 1931     | 6,541  | 301     | 611     | 275     | 1,187    | 4.60  | 9.34  | 4.20 | 18.14 |
| 1932     | 4,545  | 214     | 413     | 192     | 819      | 4.71  | 9.09  | 4.22 | 18.02 |
| 1933     | 5,110  | 240     | 464     | 222     | 926      | 4.69  | 9.08  | 4.34 | 18.11 |
| 1934     | 5,794  | 275     | 530     | 263     | 1,068    | 4.75  | 9.15  | 4.54 | 18.44 |
| 1935     | 6,534  | 312     | 597     | 307     | 1,216    | 4.77  | 9.14  | 4.69 | 18.60 |
| 1936     | 7,222  | 350     | 673     | 350     | 1,373    | 4.85  | 9.32  | 4.85 | 19.02 |
| 1937     | 8,433  | 412     | 794     | 416     | 1,622    | 4.88  | 9.42  | 4.93 | 19.23 |
| 1938     | 7,758  | 384     | 744     | 393     | 1,521    | 4.95  | 9.59  | 5.07 | 19.61 |
| 1939     | 7,993  | 398     | 789     | 409     | 1,596    | 4.98  | 9.88  | 5.12 | 19.98 |
| 1940     | 8,656  | 419     | 912     | 435     | 1,766    | 4.84  | 10.54 | 5.03 | 20.41 |
| 1941     | 9,607  | 458     | 994     | 467     | 1,919    | 4.77  | 10.34 | 4.86 | 19.97 |
| 1942     | 10,331 | 398.6   | 1,130.8 | 547     | 2,076.4  | 3.86  | 10.95 | 5.29 | 20.10 |
| June 30: |        |         |         |         |          |       |       |      |       |
| 1943     | 11,466 | 440.0   | 1,270.9 | 634.6   | 2,345.5  | 3.84  | 11.08 | 5.54 | 20.46 |
| 1944     | 12,603 | 617.0   | 1,296.6 | 641.8   | 2,555.4  | 4.90  | 10.29 | 5.09 | 20.28 |
| 1945     | 13,466 | 630.3   | 1,353.6 | 729.2   | 2,713.1  | 4.85  | 10.42 | 5.61 | 20.88 |
| 1946     | 15,128 | 701.0   | 1,552.8 | 807.3   | 3,061.1  | 4.81  | 10.68 | 5.54 | 21.03 |
| 1947     | 16,839 | 783.6   | 1,735.9 | 858.5   | 3,278.0  | 4.83  | 10.70 | 5.29 | 20.82 |
| 1948     | 17,818 | 856.7   | 1,853.7 | 920.7   | 3,631.1  | 4.98  | 10.78 | 5.36 | 21.12 |
| 1949     | 18,542 | 919.9   | 1,941.7 | 1,073.1 | 3,934.7  | 5.10  | 10.77 | 5.95 | 21.82 |
| 1950     | 18,343 | 1,005.4 | 1,949.8 | 1,103.1 | 4,058.3  | 5.62  | 10.89 | 6.16 | 22.67 |
| 1951     | 20,991 | 1,237.0 | 2,109.9 | 1,379.8 | 4,726.7  | 6.08  | 10.37 | 6.79 | 23.24 |
| 1952     | 22,432 | 1,422.1 | 2,199.4 | 1,581.5 | 5,203.0  | 6.57  | 10.16 | 7.31 | 24.04 |
| 1953     | 23,413 | 1,637.1 | 2,270.8 | 1,738.2 | 5,646.1  | 7.26  | 10.08 | 7.71 | 25.05 |
| 1954     | 22,773 | 1,847.4 | 2,234.6 | 1,813.6 | 5,895.6  | 8.34  | 10.09 | 8.18 | 26.61 |
| 1955     | 22,726 | 1,960.5 | 2,283.7 | 1,874.9 | 6,119.1  | 8.94  | 10.41 | 8.55 | 27.90 |
| 1956     | 22,194 | 1,933.3 | 2,247.4 | 1,874.7 | 6,055.4  | 9.03  | 10.50 | 8.76 | 28.29 |
| 1957     | 22,709 | 2,135.3 | 2,305.0 | 1,936.9 | 6,377.2  | 9.81  | 10.59 | 8.90 | 29.30 |
| 1958     | 22,516 | 2,284.4 | 2,292.9 | 1,935.1 | 6,512.4  | 10.59 | 10.62 | 8.97 | 30.18 |
| 1959     | 25,308 | 2,671.7 | 2,572.2 | 2,191.4 | 7,435.3  | 11.09 | 10.68 | 9.10 | 30.87 |
| 1960     | 24,877 | 2,738.0 | 2,572.4 | 2,153.3 | 7,463.7  | 11.65 | 10.95 | 9.16 | 31.76 |
| 1961     | 25,567 | 3,030.8 | 2,645.1 | 2,168.5 | 7,844.4  | 12.43 | 10.85 | 8.90 | 32.18 |
| 1962     | 26,615 | 3,370.0 | 2,807.0 | 2,270.5 | 8,447.5  | 13.32 | 11.09 | 8.97 | 33.38 |
| 1963     | 28,844 | 3,929.1 | 3,072.9 | 2,503.4 | 9,505.4  | 14.35 | 11.22 | 9.14 | 34.71 |
| 1964     | 30,681 | 4,352.8 | 3,377.8 | 2,729.7 | 10,460.3 | 14.90 | 11.57 | 9.35 | 35.82 |

1/ Includes Alaska, Hawaii, and Puerto Rico. Calendar years 1850-1942 from Historical Statistics of the United States, U. S. Bureau of the Census.

2/ Includes fertilizers distributed by Government agencies.

3/ Percentage nutrient content based on fertilizer consumption, including secondary and micronutrients 1850-1944 and excluding secondary and micronutrients 1945-64.

Fertilizer Consumption, United States, 1945-64



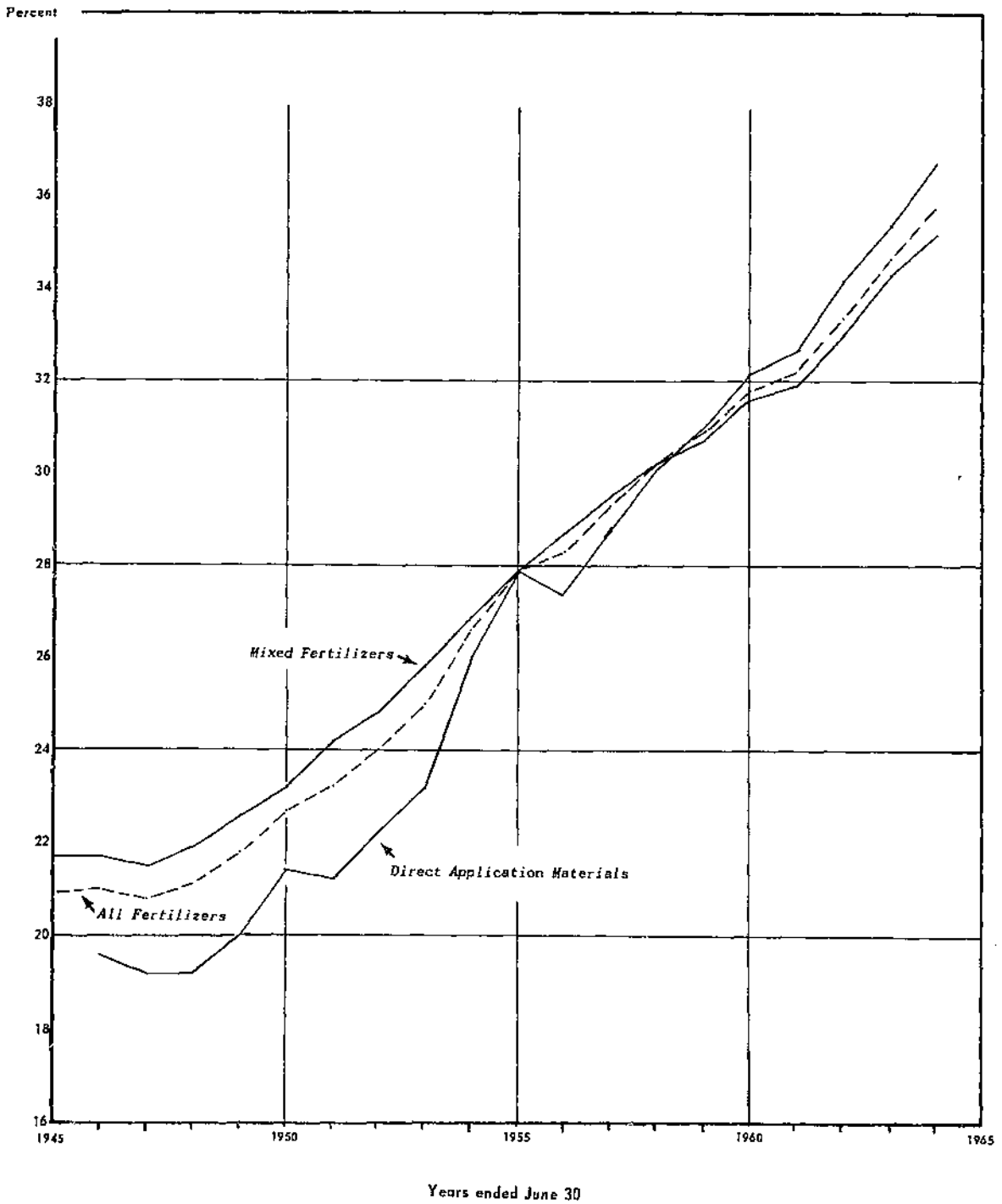
U. S. Department of Agriculture

Statistical Reporting Service

Figure 1



Average Nutrient Content of Fertilizers Consumed, United States, 1945-64



U. S. Department of Agriculture

Statistical Reporting Service

Figure 2

Table 2.--Primary nutrients: Consumption of primary nutrients and average nutrient content in mixed fertilizers and primary nutrient materials, United States, 1945-64 <sup>1/</sup>

| Year ended June 30                       | N         |                 | Available P <sub>2</sub> O <sub>5</sub> |                 | K <sub>2</sub> O |                 | Total Nutrients |                 |
|--|-----------|-----------------|---|-----------------|------------------|-----------------|-----------------|-----------------|
|  | Total     | Average content | Total                                   | Average content | Total            | Average content | Total           | Average content |
|  | Tons      | Percent         | Tons                                    | Percent         | Tons             | Percent         | Tons            | Percent         |
| Mixed Fertilizers                        |           |                 |   |                 |                  |                 |                 |                 |
| 1945                                     | 354,789   | 3.9             | 932,920                                 | 10.3            | 675,347          | 7.5             | 1,963,056       | 21.7            |
| 1946                                     | 400,842   | 3.9             | 1,056,137                               | 10.4            | 752,013          | 7.4             | 2,208,992       | 21.7            |
| 1947                                     | 467,903   | 4.0             | 1,230,488                               | 10.5            | 819,280          | 7.0             | 2,517,671       | 21.5            |
| 1948                                     | 493,281   | 4.0             | 1,307,691                               | 10.7            | 872,899          | 7.2             | 2,673,871       | 21.9            |
| 1949                                     | 512,474   | 4.0             | 1,384,669                               | 10.8            | 999,035          | 7.8             | 2,896,178       | 22.6            |
| 1950                                     | 495,360   | 4.0             | 1,344,295                               | 10.9            | 1,018,174        | 8.3             | 2,857,829       | 23.2            |
| 1951                                     | 583,959   | 4.2             | 1,541,863                               | 11.0            | 1,254,927        | 9.0             | 3,380,749       | 24.2            |
| 1952                                     | 648,223   | 4.3             | 1,680,775                               | 11.1            | 1,420,395        | 9.4             | 3,749,323       | 24.8            |
| 1953                                     | 728,095   | 4.6             | 1,782,286                               | 11.3            | 1,552,041        | 9.9             | 4,062,422       | 25.8            |
| 1954                                     | 778,099   | 5.0             | 1,793,871                               | 11.6            | 1,603,584        | 10.3            | 4,175,554       | 26.9            |
| 1955                                     | 803,541   | 5.2             | 1,821,087                               | 11.9            | 1,657,864        | 10.8            | 4,282,492       | 27.9            |
| 1956                                     | 796,673   | 5.4             | 1,785,073                               | 12.1            | 1,654,952        | 11.2            | 4,236,698       | 28.7            |
| 1957                                     | 843,626   | 5.7             | 1,817,626                               | 12.4            | 1,681,121        | 11.4            | 4,342,373       | 29.5            |
| 1958                                     | 855,204   | 6.0             | 1,798,590                               | 12.5            | 1,683,910        | 11.7            | 4,337,704       | 30.2            |
| 1959                                     | 999,963   | 6.2             | 2,014,315                               | 12.6            | 1,914,305        | 11.9            | 4,928,583       | 30.7            |
| 1960                                     | 1,017,415 | 6.5             | 2,033,316                               | 13.0            | 1,886,798        | 12.1            | 4,937,529       | 31.6            |
| 1961                                     | 1,071,224 | 6.8             | 2,069,425                               | 13.1            | 1,883,111        | 12.0            | 5,023,760       | 31.9            |
| 1962                                     | 1,147,266 | 7.1             | 2,219,444                               | 13.7            | 1,973,149        | 12.2            | 5,339,859       | 33.0            |
| 1963                                     | 1,263,641 | 7.4             | 2,473,599                               | 14.4            | 2,148,434        | 12.5            | 5,885,674       | 34.3            |
| 1964                                     | 1,377,033 | 7.6             | 2,704,985                               | 14.9            | 2,294,618        | 12.7            | 6,376,636       | 35.2            |
| Primary Nutrient Materials <sup>1/</sup> |           |                 |   |                 |                  |                 |                 |                 |
| 1945                                     | 275,496   | -               | 420,107                                 | -               | 54,092           | -               | 749,695         | -               |
| 1946                                     | 300,228   | 6.9             | 499,666                                 | 11.4            | 55,302           | 1.3             | 855,196         | 19.6            |
| 1947                                     | 315,685   | 7.0             | 505,407                                 | 11.3            | 39,194           | .9              | 860,286         | 19.2            |
| 1948                                     | 363,438   | 7.3             | 545,948                                 | 10.9            | 47,826           | 1.0             | 957,212         | 19.2            |
| 1949                                     | 407,472   | 7.9             | 557,040                                 | 10.7            | 74,038           | 1.4             | 1,038,550       | 20.0            |
| 1950                                     | 510,092   | 9.1             | 605,473                                 | 10.8            | 84,888           | 1.5             | 1,200,453       | 21.4            |
| 1951                                     | 653,888   | 10.3            | 568,037                                 | 8.9             | 127,428          | 2.0             | 1,349,353       | 21.2            |
| 1952                                     | 773,937   | 11.8            | 518,671                                 | 7.9             | 161,072          | 2.5             | 1,453,680       | 22.2            |
| 1953                                     | 908,961   | 13.3            | 488,464                                 | 7.2             | 186,209          | 2.7             | 1,583,634       | 23.2            |
| 1954                                     | 1,069,317 | 16.1            | 440,677                                 | 6.7             | 210,010          | 3.2             | 1,720,004       | 26.0            |
| 1955                                     | 1,156,995 | 17.6            | 462,573                                 | 7.0             | 217,079          | 3.3             | 1,836,647       | 27.9            |
| 1956                                     | 1,136,669 | 17.1            | 462,289                                 | 7.0             | 219,766          | 3.3             | 1,818,724       | 27.4            |
| 1957                                     | 1,291,661 | 18.3            | 487,366                                 | 6.9             | 255,802          | 3.6             | 2,034,829       | 28.8            |
| 1958                                     | 1,429,155 | 19.8            | 494,300                                 | 6.8             | 251,228          | 3.5             | 2,174,683       | 30.1            |
| 1959                                     | 1,672,369 | 20.8            | 536,972                                 | 6.7             | 277,789          | 3.5             | 2,487,130       | 31.0            |
| 1960                                     | 1,720,632 | 21.9            | 539,032                                 | 6.9             | 266,521          | 3.4             | 2,526,185       | 32.2            |
| 1961                                     | 1,959,564 | 22.7            | 575,660                                 | 6.7             | 285,422          | 3.3             | 2,820,646       | 32.7            |
| 1962                                     | 2,222,714 | 24.4            | 587,595                                 | 6.5             | 297,388          | 3.3             | 3,107,697       | 34.2            |
| 1963                                     | 2,665,448 | 26.0            | 599,274                                 | 5.9             | 355,028          | 3.5             | 3,619,750       | 35.4            |
| 1964                                     | 2,975,776 | 26.8            | 672,856                                 | 6.1             | 435,075          | 3.9             | 4,083,707       | 36.8            |

<sup>1/</sup> Direct application materials guaranteed to contain one or more primary nutrients, N, P<sub>2</sub>O<sub>5</sub>, or K<sub>2</sub>O.

Table 3.--All fertilizer: Consumption and percentage of total, by kinds, United States, 1945-64

| Year Ended June 30 | Mixed fertilizer |                     | Primary nutrient materials |                     | Secondary and micronutrients |                     | Total fertilizer         |                     |
|--------------------|------------------|---------------------|----------------------------|---------------------|------------------------------|---------------------|--------------------------|---------------------|
|                    | Quantity         | Percentage of total | Quantity                   | Percentage of total | Quantity                     | Percentage of total | Quantity                 | Percentage of total |
|                    | Tons             | Percent             | Tons                       | Percent             | Tons                         | Percent             | Tons                     | Percent             |
| 1945               | 9,065,900        | 67.3                | -                          | -                   | -                            | -                   | 13,466,154               | 100.0               |
| 1946               | 10,201,244       | 67.4                | 4,370,872                  | 28.9                | 555,563                      | 3.7                 | 15,127,679               | 100.0               |
| 1947               | 11,742,656       | 69.7                | 4,480,006                  | 26.6                | 615,523                      | 3.7                 | 16,838,651 <sup>1/</sup> | 100.0               |
| 1948               | 12,210,489       | 68.5                | 4,981,517                  | 28.0                | 625,804                      | 3.5                 | 17,818,401 <sup>1/</sup> | 100.0               |
| 1949               | 12,839,506       | 69.2                | 5,192,814                  | 28.0                | 509,565                      | 2.8                 | 18,541,885               | 100.0               |
| 1950               | 12,297,596       | 67.0                | 5,606,197                  | 30.6                | 439,507                      | 2.4                 | 18,343,300               | 100.0               |
| 1951               | 13,978,382       | 66.6                | 6,366,743                  | 30.3                | 646,269                      | 3.1                 | 20,991,394               | 100.0               |
| 1952               | 15,086,349       | 67.3                | 6,561,019                  | 29.2                | 785,050                      | 3.5                 | 22,432,418               | 100.0               |
| 1953               | 15,722,224       | 67.2                | 6,812,897                  | 29.1                | 877,487                      | 3.7                 | 23,412,608               | 100.0               |
| 1954               | 15,541,076       | 68.2                | 6,616,910                  | 29.1                | 615,513                      | 2.7                 | 22,773,499               | 100.0               |
| 1955               | 15,347,850       | 67.5                | 6,587,006                  | 29.0                | 791,606                      | 3.5                 | 22,726,462               | 100.0               |
| 1956               | 14,773,878       | 66.5                | 6,630,487                  | 29.9                | 789,605                      | 3.6                 | 22,193,970               | 100.0               |
| 1957               | 14,702,807       | 64.7                | 7,062,961                  | 31.1                | 943,243                      | 4.2                 | 22,709,011               | 100.0               |
| 1958               | 14,353,023       | 63.7                | 7,223,012                  | 32.1                | 939,728                      | 4.2                 | 22,515,763               | 100.0               |
| 1959               | 16,069,027       | 63.5                | 8,020,441                  | 31.7                | 1,223,204                    | 4.8                 | 25,312,672               | 100.0               |
| 1960               | 15,649,622       | 62.9                | 7,849,664                  | 31.6                | 1,378,129                    | 5.5                 | 24,877,415               | 100.0               |
| 1961               | 15,734,711       | 61.5                | 8,638,858                  | 33.8                | 1,193,561                    | 4.7                 | 25,567,130               | 100.0               |
| 1962               | 16,205,303       | 60.9                | 9,099,946                  | 34.2                | 1,309,788                    | 4.9                 | 26,615,037               | 100.0               |
| 1963               | 17,156,913       | 59.4                | 10,228,974                 | 35.5                | 1,458,593                    | 5.1                 | 28,844,480               | 100.0               |
| 1964               | 18,092,901       | 59.0                | 11,112,687                 | 36.2                | 1,475,428                    | 4.8                 | 30,681,016               | 100.0               |

<sup>1/</sup> Alaska included in total, but not in component parts: 1947 - 466 tons, 1948 - 591 tons.

TABLE 4.--ALL FERTILIZER: CONSUMPTION BY KINDS, AND CONSUMPTION OF PRIMARY NUTRIENTS, BY STATES, 1945-64

| YEAR ENDED JUNE 30 | KIND OF FERTILIZER |                            |                               |                  | PRIMARY NUTRIENTS |   |                  |
|--------------------|--------------------|----------------------------|-------------------------------|------------------|-------------------|---|------------------|
|                    | MIXED FERTILIZER   | PRIMARY NUTRIENT MATERIALS | SECONDARY AND MICRO-NUTRIENTS | TOTAL FERTILIZER | N                 | AVAILABLE P <sub>2</sub> O <sub>5</sub> | K <sub>2</sub> O |
|                    | TONS               | TONS                       | TONS                          | TONS             | TONS              | TONS                                    | TONS             |
| NEW ENGLAND STATES |                    |                            |                               |                  |                   |   |                  |
| 1945               | 389,081            | -                          | -                             | 493,262          | 26,898            | 50,891                                  | 47,062           |
| 1946               | 416,759            | 103,335                    | 1,194                         | 521,288          | 27,516            | 55,062                                  | 48,646           |
| 1947               | 396,165            | 108,983                    | 666                           | 505,814          | 24,818            | 54,587                                  | 44,013           |
| 1948               | 408,642            | 126,005                    | 503                           | 535,150          | 26,851            | 59,267                                  | 45,847           |
| 1949               | 403,297            | 117,299                    | 659                           | 521,255          | 25,097            | 58,602                                  | 47,278           |
| 1950               | 378,676            | 126,150                    | 572                           | 505,398          | 23,838            | 59,069                                  | 46,462           |
| 1951               | 345,258            | 110,491                    | 918                           | 456,667          | 21,919            | 51,958                                  | 43,126           |
| 1952               | 402,396            | 82,184                     | 1,174                         | 485,754          | 24,883            | 52,138                                  | 50,665           |
| 1953               | 393,566            | 76,418                     | 1,281                         | 471,265          | 26,002            | 49,616                                  | 50,416           |
| 1954               | 357,913            | 64,296                     | 546                           | 416,755          | 25,243            | 42,551                                  | 42,971           |
| 1955               | 365,061            | 74,181                     | 396                           | 439,638          | 27,410            | 47,619                                  | 45,849           |
| 1956               | 347,570            | 68,372                     | 315                           | 416,257          | 27,186            | 47,290                                  | 43,434           |
| 1957               | 363,293            | 71,202                     | 390                           | 434,885          | 29,668            | 49,364                                  | 46,150           |
| 1958               | 366,878            | 70,650                     | 189                           | 437,717          | 31,236            | 50,721                                  | 46,874           |
| 1959               | 373,619            | 68,363                     | 97                            | 442,079          | 33,352            | 49,913                                  | 46,366           |
| 1960               | 346,028            | 62,985                     | 449                           | 409,462          | 31,742            | 47,388                                  | 43,093           |
| 1961               | 351,982            | 60,193                     | 136                           | 412,311          | 33,389            | 47,541                                  | 44,399           |
| 1962               | 351,332            | 59,263                     | 111                           | 410,706          | 33,587            | 47,667                                  | 44,188           |
| 1963               | 353,694            | 58,379                     | 156                           | 412,229          | 35,916            | 48,204                                  | 45,019           |
| 1964               | 378,270            | 55,094                     | 143                           | 433,507          | 38,735            | 49,197                                  | 47,077           |
| NEW YORK           |                    |                            |                               |                  |                   |   |                  |
| 1945               | 373,556            | -                          | -                             | 531,929          | 21,353            | 70,168                                  | 29,714           |
| 1946               | 386,992            | 159,686                    | 292                           | 546,970          | 21,281            | 72,072                                  | 28,736           |
| 1947               | 385,905            | 188,599                    | 272                           | 574,776          | 21,069            | 77,995                                  | 27,177           |
| 1948               | 403,254            | 175,396                    | 328                           | 578,978          | 23,089            | 78,691                                  | 30,429           |
| 1949               | 431,197            | 155,679                    | 340                           | 587,216          | 23,975            | 75,251                                  | 34,015           |
| 1950               | 420,814            | 187,320                    | 411                           | 608,545          | 23,913            | 81,888                                  | 34,053           |
| 1951               | 442,591            | 184,001                    | 307                           | 626,899          | 26,241            | 83,446                                  | 36,956           |
| 1952               | 486,612            | 147,713                    | 592                           | 634,917          | 30,360            | 79,289                                  | 42,128           |
| 1953               | 517,520            | 141,273                    | 750                           | 659,543          | 34,637            | 80,444                                  | 46,563           |
| 1954               | 513,142            | 95,358                     | 945                           | 609,445          | 37,290            | 69,196                                  | 47,411           |
| 1955               | 544,166            | 85,245                     | 892                           | 630,303          | 41,366            | 71,582                                  | 52,262           |
| 1956               | 492,517            | 80,677                     | 731                           | 573,925          | 38,096            | 66,122                                  | 49,521           |
| 1957               | 499,033            | 78,380                     | 663                           | 578,076          | 40,614            | 69,780                                  | 51,700           |
| 1958               | 551,673            | 83,183                     | 742                           | 635,598          | 46,085            | 74,049                                  | 58,850           |
| 1959               | 543,226            | 79,193                     | 805                           | 623,224          | 46,271            | 72,767                                  | 58,213           |
| 1960               | 517,156            | 74,704                     | 435                           | 592,295          | 45,522            | 69,997                                  | 57,382           |
| 1961               | 518,820            | 71,873                     | 360                           | 591,053          | 46,975            | 71,188                                  | 58,900           |
| 1962               | 518,944            | 67,617                     | 396                           | 586,957          | 46,535            | 70,627                                  | 59,542           |
| 1963               | 532,748            | 71,300                     | 1,515                         | 605,563          | 52,760            | 74,101                                  | 62,199           |
| 1964               | 557,069            | 76,400                     | 640                           | 634,109          | 57,554            | 76,788                                  | 66,490           |

TABLE 4.--ALL FERTILIZER: CONSUMPTION BY KINDS, AND CONSUMPTION OF PRIMARY NUTRIENTS, BY STATES, 1945-64

| YEAR ENDED JUNE 30 | KIND OF FERTILIZER |                            |                               |                  | PRIMARY NUTRIENTS |   |                  |
|--------------------|--------------------|----------------------------|-------------------------------|------------------|-------------------|---|------------------|
|                    | MIXED FERTILIZER   | PRIMARY NUTRIENT MATERIALS | SECONDARY AND MICRO-NUTRIENTS | TOTAL FERTILIZER | N                 | AVAILABLE P <sub>2</sub> O <sub>5</sub> | K <sub>2</sub> O |
|                    | TONS               | TONS                       | TONS                          | TONS             | TONS              | TONS                                    | TONS             |
| NEW JERSEY         |                    |                            |                               |                  |                   |   |                  |
| 1945               | 226,568            | -                          | -                             | 249,391          | 11,566            | 27,946                                  | 20,792           |
| 1946               | 222,752            | 23,563                     | 253                           | 246,568          | 11,203            | 27,888                                  | 20,187           |
| 1947               | 220,780            | 23,680                     | 50                            | 244,510          | 11,435            | 27,156                                  | 21,192           |
| 1948               | 228,405            | 24,917                     | 196                           | 253,518          | 12,708            | 26,814                                  | 20,523           |
| 1949               | 248,432            | 26,902                     | 661                           | 275,995          | 13,724            | 29,329                                  | 24,030           |
| 1950               | 214,198            | 21,955                     | 1,597                         | 237,750          | 11,115            | 25,169                                  | 20,844           |
| 1951               | 232,608            | 24,938                     | 133                           | 257,679          | 13,017            | 27,134                                  | 23,195           |
| 1952               | 241,011            | 23,854                     | 117                           | 264,982          | 14,123            | 27,611                                  | 24,116           |
| 1953               | 249,498            | 27,592                     | 336                           | 277,426          | 16,344            | 27,984                                  | 25,645           |
| 1954               | 266,038            | 24,711                     | 259                           | 291,008          | 16,745            | 29,330                                  | 27,575           |
| 1955               | 260,693            | 25,370                     | 273                           | 286,336          | 16,924            | 28,848                                  | 27,506           |
| 1956               | 239,163            | 22,942                     | 198                           | 262,303          | 15,888            | 27,025                                  | 25,686           |
| 1957               | 245,557            | 22,818                     | 131                           | 268,506          | 16,237            | 27,579                                  | 25,831           |
| 1958               | 192,637            | 22,859                     | 81                            | 215,577          | 13,930            | 22,345                                  | 21,025           |
| 1959               | 229,420            | 25,795                     | 234                           | 255,449          | 17,006            | 25,969                                  | 24,852           |
| 1960               | 213,867            | 23,073                     | 201                           | 237,141          | 16,649            | 23,790                                  | 23,153           |
| 1961               | 199,229            | 23,215                     | 444                           | 222,888          | 16,314            | 21,967                                  | 21,822           |
| 1962               | 213,204            | 25,190                     | 373                           | 238,767          | 18,176            | 23,680                                  | 23,951           |
| 1963               | 218,818            | 25,786                     | 307                           | 244,911          | 19,159            | 23,907                                  | 23,996           |
| 1964               | 223,268            | 27,992                     | 527                           | 251,787          | 21,538            | 24,710                                  | 24,723           |
| PENNSYLVANIA       |                    |                            |                               |                  |                   |   |                  |
| 1945               | 390,392            | -                          | -                             | 498,170          | 14,882            | 68,601                                  | 30,625           |
| 1946               | 424,998            | 90,605                     | 69                            | 515,672          | 16,343            | 69,195                                  | 31,927           |
| 1947               | 459,673            | 90,377                     | 496                           | 550,546          | 17,309            | 72,057                                  | 33,412           |
| 1948               | 477,729            | 37,380                     | 121                           | 565,230          | 17,988            | 73,342                                  | 34,266           |
| 1949               | 495,896            | 89,499                     | 185                           | 585,580          | 19,539            | 77,946                                  | 37,902           |
| 1950               | 521,208            | 108,527                    | 2,325                         | 632,060          | 20,611            | 83,820                                  | 41,332           |
| 1951               | 518,798            | 104,609                    | 1,976                         | 625,383          | 21,887            | 82,478                                  | 44,405           |
| 1952               | 567,816            | 96,067                     | 972                           | 664,855          | 25,299            | 85,096                                  | 52,818           |
| 1953               | 608,163            | 87,730                     | 1,451                         | 697,344          | 30,479            | 85,614                                  | 60,545           |
| 1954               | 608,177            | 70,232                     | 2,538                         | 680,947          | 32,046            | 81,258                                  | 63,357           |
| 1955               | 630,050            | 73,436                     | 2,591                         | 706,077          | 37,320            | 83,979                                  | 69,901           |
| 1956               | 585,237            | 64,906                     | 2,418                         | 652,561          | 35,554            | 78,044                                  | 68,088           |
| 1957               | 568,507            | 62,970                     | 2,845                         | 634,322          | 35,949            | 77,007                                  | 67,722           |
| 1958               | 576,319            | 63,646                     | 2,354                         | 642,319          | 37,274            | 78,618                                  | 68,647           |
| 1959               | 591,987            | 70,417                     | 3,639                         | 666,043          | 40,657            | 81,138                                  | 72,406           |
| 1960               | 586,368            | 77,818                     | 4,061                         | 668,247          | 42,738            | 81,039                                  | 71,871           |
| 1961               | 561,417            | 80,119                     | 4,132                         | 645,668          | 42,616            | 77,879                                  | 70,931           |
| 1962               | 581,351            | 81,355                     | 4,117                         | 666,823          | 46,326            | 81,015                                  | 68,985           |
| 1963               | 573,041            | 89,683                     | 4,699                         | 667,423          | 51,862            | 82,463                                  | 75,532           |
| 1964               | 599,163            | 87,563                     | 3,803                         | 690,529          | 55,574            | 87,479                                  | 78,923           |

TABLE 4.--ALL FERTILIZER: CONSUMPTION BY KINDS, AND CONSUMPTION OF PRIMARY NUTRIENTS, BY STATES, 1945-64

| YEAR ENDED JUNE 30 | KIND OF FERTILIZER |                            |                               |                  | PRIMARY NUTRIENTS |   |                  |
|--------------------|--------------------|----------------------------|-------------------------------|------------------|-------------------|---|------------------|
|                    | MIXED FERTILIZER   | PRIMARY NUTRIENT MATERIALS | SECONDARY AND MICRO-NUTRIENTS | TOTAL FERTILIZER | N                 | AVAILABLE P <sub>2</sub> O <sub>5</sub> | K <sub>2</sub> O |
|                    | TONS               | TONS                       | TONS                          | TONS             | TONS              | TONS                                    | TONS             |
| DELAWARE           |                    |                            |                               |                  |                   |   |                  |
| 1945               | 45,527             | -                          | -                             | 49,356           | 1,585             | 5,760                                   | 4,220            |
| 1946               | 48,093             | 3,517                      | 2                             | 51,612           | 1,833             | 5,802                                   | 4,201            |
| 1947               | 51,628             | 3,212                      | 0                             | 54,840           | 1,818             | 6,486                                   | 3,994            |
| 1948               | 51,379             | 2,701                      | 3                             | 54,083           | 1,915             | 6,438                                   | 4,056            |
| 1949               | 54,246             | 2,795                      | 5                             | 57,046           | 1,960             | 6,520                                   | 4,577            |
| 1950               | 54,374             | 3,124                      | 9                             | 57,507           | 2,131             | 6,657                                   | 4,770            |
| 1951               | 64,191             | 2,983                      | 95                            | 67,269           | 2,680             | 7,274                                   | 6,159            |
| 1952               | 74,109             | 6,171                      | 107                           | 80,387           | 3,771             | 8,561                                   | 7,612            |
| 1953               | 85,690             | 4,898                      | 296                           | 90,884           | 5,030             | 9,512                                   | 9,343            |
| 1954               | 88,773             | 5,988                      | 120                           | 94,881           | 5,800             | 10,081                                  | 10,219           |
| 1955               | 90,439             | 5,075                      | 121                           | 95,635           | 5,641             | 10,239                                  | 10,776           |
| 1956               | 80,651             | 4,658                      | 68                            | 85,377           | 5,085             | 9,598                                   | 10,181           |
| 1957               | 82,888             | 4,500                      | 185                           | 87,573           | 5,109             | 9,931                                   | 10,556           |
| 1958               | 78,762             | 3,506                      | 170                           | 82,438           | 4,915             | 9,212                                   | 9,808            |
| 1959               | 91,369             | 4,344                      | 300                           | 96,013           | 6,126             | 10,323                                  | 11,637           |
| 1960               | 86,004             | 4,626                      | 323                           | 90,953           | 5,946             | 9,739                                   | 11,206           |
| 1961               | 79,585             | 9,425                      | 331                           | 89,341           | 5,584             | 8,954                                   | 10,696           |
| 1962               | 83,682             | 7,752                      | 480                           | 91,914           | 6,831             | 9,598                                   | 11,221           |
| 1963               | 95,753             | 8,122                      | 587                           | 104,462          | 8,534             | 11,135                                  | 13,111           |
| 1964               | 98,466             | 10,597                     | 512                           | 109,575          | 10,143            | 11,622                                  | 13,672           |
| MARYLAND           |                    |                            |                               |                  |                   |   |                  |
| 1945               | 191,234            | -                          | -                             | 224,654          | 7,972             | 26,989                                  | 15,672           |
| 1946               | 204,319            | 24,565                     | 202                           | 229,086          | 8,361             | 27,069                                  | 16,167           |
| 1947               | 230,482            | 24,591                     | 66                            | 255,139          | 9,197             | 30,300                                  | 16,800           |
| 1948               | 221,695            | 21,733                     | 121                           | 243,549          | 9,045             | 29,061                                  | 16,324           |
| 1949               | 221,949            | 23,788                     | 645                           | 246,382          | 8,884             | 29,054                                  | 17,134           |
| 1950               | 222,362            | 29,169                     | 216                           | 251,747          | 8,921             | 30,256                                  | 17,474           |
| 1951               | 244,166            | 31,365                     | 255                           | 275,786          | 9,677             | 33,153                                  | 20,297           |
| 1952               | 267,305            | 29,338                     | 283                           | 296,926          | 12,112            | 34,002                                  | 23,138           |
| 1953               | 281,111            | 22,297                     | 277                           | 303,685          | 13,710            | 33,942                                  | 26,042           |
| 1954               | 292,025            | 20,233                     | 285                           | 312,543          | 14,812            | 34,526                                  | 28,491           |
| 1955               | 298,018            | 19,355                     | 230                           | 317,603          | 16,470            | 34,681                                  | 30,035           |
| 1956               | 265,656            | 15,435                     | 310                           | 281,401          | 14,332            | 30,687                                  | 27,515           |
| 1957               | 275,667            | 15,729                     | 1,035                         | 292,431          | 14,858            | 32,109                                  | 29,036           |
| 1958               | 261,390            | 16,118                     | 590                           | 278,098          | 15,357            | 30,447                                  | 27,744           |
| 1959               | 290,406            | 21,077                     | 987                           | 312,470          | 19,517            | 34,062                                  | 32,052           |
| 1960               | 278,171            | 20,653                     | 738                           | 299,562          | 19,731            | 32,365                                  | 31,819           |
| 1961               | 270,576            | 17,344                     | 312                           | 288,232          | 18,931            | 31,240                                  | 31,516           |
| 1962               | 293,739            | 25,885                     | 446                           | 320,070          | 23,919            | 33,891                                  | 35,877           |
| 1963               | 316,411            | 39,032                     | 246                           | 355,689          | 31,314            | 36,849                                  | 38,833           |
| 1964               | 315,264            | 28,621                     | 195                           | 344,080          | 28,468            | 37,192                                  | 39,580           |

TABLE 4.--ALL FERTILIZER: CONSUMPTION BY KINDS, AND CONSUMPTION OF PRIMARY NUTRIENTS, BY STATES, 1945-64

| YEAR ENDED JUNE 30   | KIND OF FERTILIZER |                            |                               |                  | PRIMARY NUTRIENTS |   |                  |
|----------------------|--------------------|----------------------------|-------------------------------|------------------|-------------------|---|------------------|
|                      | MIXED FERTILIZER   | PRIMARY NUTRIENT MATERIALS | SECONDARY AND MICRO-NUTRIENTS | TOTAL FERTILIZER | N                 | AVAILABLE P <sub>2</sub> O <sub>5</sub> | K <sub>2</sub> O |
|                      | TONS               | TONS                       | TONS                          | TONS             | TONS              | TONS                                    | TONS             |
| DISTRICT OF COLUMBIA |                    |                            |                               |                  |                   |   |                  |
| 1945                 | 1,095              | -                          | -                             | 1,462            | 78                | 153                                     | 69               |
| 1946                 | 1,113              | 360                        | 0                             | 1,473            | 72                | 147                                     | 72               |
| 1947                 | 1,639              | 613                        | 1                             | 2,253            | 110               | 220                                     | 95               |
| 1948                 | 1,310              | 458                        | 0                             | 1,768            | 97                | 158                                     | 85               |
| 1949                 | 1,346              | 646                        | 42                            | 2,034            | 105               | 193                                     | 89               |
| 1950                 | 1,335              | 589                        | 40                            | 1,964            | 109               | 172                                     | 133              |
| 1951                 | 1,474              | 697                        | 22                            | 2,193            | 118               | 192                                     | 97               |
| 1952                 | 1,731              | 810                        | 0                             | 2,541            | 125               | 243                                     | 124              |
| 1953                 | 1,967              | 620                        | 0                             | 2,587            | 148               | 229                                     | 131              |
| 1954                 | 1,907              | 788                        | 3                             | 2,698            | 154               | 252                                     | 129              |
| 1955                 | 2,083              | 742                        | 0                             | 2,825            | 177               | 245                                     | 109              |
| 1956                 | 1,775              | 766                        | 0                             | 2,541            | 182               | 208                                     | 97               |
| 1957                 | 1,770              | 806                        | 6                             | 2,582            | 146               | 213                                     | 97               |
| 1958                 | 3,007              | 994                        | 0                             | 4,001            | 276               | 329                                     | 171              |
| 1959                 | 3,810              | 1,088                      | 8                             | 4,906            | 347               | 415                                     | 242              |
| 1960                 | 4,083              | 1,321                      | 9                             | 5,413            | 341               | 449                                     | 260              |
| 1961                 | 3,305              | 1,088                      | 9                             | 4,402            | 274               | 369                                     | 220              |
| 1962                 | 3,144              | 1,226                      | 14                            | 4,384            | 310               | 329                                     | 200              |
| 1963                 | 3,944              | 1,220                      | 0                             | 5,164            | 377               | 404                                     | 257              |
| 1964                 | 4,410              | 1,365                      | 6                             | 5,781            | 443               | 451                                     | 282              |
| WEST VIRGINIA        |                    |                            |                               |                  |                   |   |                  |
| 1945                 | 39,994             | -                          | -                             | 67,317           | 1,773             | 10,097                                  | 2,717            |
| 1946                 | 46,538             | 42,998                     | 0                             | 89,536           | 1,993             | 14,074                                  | 3,055            |
| 1947                 | 53,463             | 41,382                     | 0                             | 94,845           | 2,237             | 14,385                                  | 3,498            |
| 1948                 | 54,539             | 44,957                     | 14                            | 99,510           | 2,307             | 15,749                                  | 3,585            |
| 1949                 | 56,550             | 45,209                     | 17                            | 101,776          | 2,510             | 15,691                                  | 3,860            |
| 1950                 | 59,602             | 44,544                     | 2                             | 104,148          | 2,265             | 17,542                                  | 4,457            |
| 1951                 | 63,253             | 37,807                     | 14                            | 101,074          | 2,406             | 15,917                                  | 5,582            |
| 1952                 | 73,135             | 26,738                     | 5                             | 99,878           | 2,512             | 14,827                                  | 6,913            |
| 1953                 | 70,095             | 17,180                     | 2                             | 87,277           | 2,861             | 12,055                                  | 6,730            |
| 1954                 | 67,851             | 9,299                      | 33                            | 77,183           | 3,452             | 9,372                                   | 6,359            |
| 1955                 | 73,434             | 8,285                      | 15                            | 81,734           | 3,831             | 10,056                                  | 7,381            |
| 1956                 | 74,885             | 9,926                      | 8                             | 84,889           | 3,902             | 10,462                                  | 7,785            |
| 1957                 | 72,161             | 10,171                     | 42                            | 82,374           | 4,005             | 10,129                                  | 7,809            |
| 1958                 | 64,381             | 9,367                      | 2                             | 73,750           | 3,597             | 9,243                                   | 6,968            |
| 1959                 | 65,669             | 10,722                     | 17                            | 76,408           | 3,688             | 9,806                                   | 7,202            |
| 1960                 | 63,819             | 11,524                     | 45                            | 75,388           | 3,860             | 9,907                                   | 7,201            |
| 1961                 | 62,905             | 11,843                     | 41                            | 74,789           | 3,611             | 10,018                                  | 7,434            |
| 1962                 | 60,321             | 12,811                     | 60                            | 73,192           | 3,627             | 9,835                                   | 7,226            |
| 1963                 | 60,208             | 13,480                     | 139                           | 73,827           | 3,686             | 10,191                                  | 7,705            |
| 1964                 | 61,640             | 18,338                     | 75                            | 80,053           | 4,575             | 11,298                                  | 8,161            |

TABLE 4.--ALL FERTILIZER: CONSUMPTION BY KINDS, AND CONSUMPTION OF PRIMARY NUTRIENTS, BY STATES, 1945-64

| YEAR ENDED JUNE 30 | KIND OF FERTILIZER |                            |                               |                  | PRIMARY NUTRIENTS |   |                  |
|--------------------|--------------------|----------------------------|-------------------------------|------------------|-------------------|---|------------------|
|                    | MIXED FERTILIZER   | PRIMARY NUTRIENT MATERIALS | SECONDARY AND MICRO-NUTRIENTS | TOTAL FERTILIZER | N                 | AVAILABLE P <sub>2</sub> O <sub>5</sub> | K <sub>2</sub> O |
|                    | TONS               | TONS                       | TONS                          | TONS             | TONS              | TONS                                    | TONS             |
| VIRGINIA           |                    |                            |                               |                  |                   |   |                  |
| 1945               | 451,328            | -                          | -                             | 599,407          | 21,102            | 68,312                                  | 29,341           |
| 1946               | 473,606            | 167,154                    | 11,815                        | 652,575          | 22,324            | 76,806                                  | 30,382           |
| 1947               | 515,809            | 148,182                    | 11,868                        | 675,859          | 22,875            | 84,174                                  | 32,340           |
| 1948               | 545,418            | 141,474                    | 10,666                        | 697,558          | 25,950            | 83,078                                  | 36,279           |
| 1949               | 560,363            | 139,414                    | 9,461                         | 709,238          | 27,498            | 81,530                                  | 41,079           |
| 1950               | 584,079            | 134,128                    | 10,097                        | 728,304          | 26,522            | 83,391                                  | 45,967           |
| 1951               | 676,782            | 136,243                    | 18,372                        | 831,397          | 30,821            | 91,151                                  | 59,610           |
| 1952               | 739,727            | 120,383                    | 8,801                         | 868,911          | 33,887            | 93,422                                  | 71,308           |
| 1953               | 738,433            | 97,689                     | 17,311                        | 853,433          | 36,707            | 87,887                                  | 73,319           |
| 1954               | 685,101            | 97,499                     | 16,463                        | 799,063          | 37,246            | 78,147                                  | 71,976           |
| 1955               | 697,979            | 98,085                     | 21,190                        | 817,254          | 40,203            | 79,721                                  | 75,499           |
| 1956               | 672,563            | 88,821                     | 16,480                        | 777,864          | 38,508            | 76,895                                  | 75,010           |
| 1957               | 667,331            | 87,764                     | 16,768                        | 771,863          | 40,451            | 76,586                                  | 75,880           |
| 1958               | 609,153            | 81,497                     | 14,787                        | 705,437          | 39,203            | 71,517                                  | 72,128           |
| 1959               | 684,918            | 94,811                     | 16,380                        | 796,109          | 44,735            | 79,829                                  | 84,150           |
| 1960               | 646,514            | 86,501                     | 16,619                        | 749,634          | 43,083            | 75,630                                  | 81,624           |
| 1961               | 650,118            | 88,405                     | 16,525                        | 755,048          | 41,637            | 75,570                                  | 80,360           |
| 1962               | 650,752            | 76,572                     | 16,850                        | 764,174          | 43,363            | 77,549                                  | 83,009           |
| 1963               | 673,613            | 105,922                    | 15,900                        | 795,435          | 47,700            | 78,931                                  | 86,657           |
| 1964               | 634,207            | 120,452                    | 16,291                        | 770,950          | 54,420            | 73,035                                  | 79,688           |
| NORTH CAROLINA     |                    |                            |                               |                  |                   |   |                  |
| 1945               | 1,179,163          | -                          | -                             | 1,475,266        | 71,997            | 123,416                                 | 79,219           |
| 1946               | 1,297,868          | 219,659                    | 54,387                        | 1,571,914        | 71,007            | 138,400                                 | 87,084           |
| 1947               | 1,551,492          | 195,562                    | 36,964                        | 1,784,018        | 78,273            | 165,971                                 | 99,771           |
| 1948               | 1,368,787          | 230,335                    | 43,161                        | 1,642,283        | 79,190            | 146,902                                 | 92,423           |
| 1949               | 1,422,780          | 340,008                    | 52,468                        | 1,815,256        | 93,182            | 158,699                                 | 109,154          |
| 1950               | 1,393,510          | 316,633                    | 30,205                        | 1,740,348        | 93,873            | 149,461                                 | 110,100          |
| 1951               | 1,531,724          | 332,644                    | 34,858                        | 1,899,226        | 101,270           | 163,155                                 | 127,366          |
| 1952               | 1,571,194          | 342,269                    | 27,716                        | 1,941,179        | 109,161           | 163,434                                 | 133,185          |
| 1953               | 1,527,522          | 342,672                    | 31,446                        | 1,901,640        | 113,087           | 155,038                                 | 133,581          |
| 1954               | 1,490,646          | 333,791                    | 24,762                        | 1,849,199        | 115,540           | 146,514                                 | 133,517          |
| 1955               | 1,482,536          | 318,462                    | 38,953                        | 1,839,951        | 116,188           | 145,388                                 | 143,907          |
| 1956               | 1,351,154          | 304,828                    | 45,436                        | 1,701,418        | 109,598           | 130,926                                 | 130,678          |
| 1957               | 1,215,709          | 301,788                    | 49,800                        | 1,567,297        | 113,835           | 119,987                                 | 128,540          |
| 1958               | 1,200,471          | 269,650                    | 40,681                        | 1,510,802        | 110,625           | 117,244                                 | 134,532          |
| 1959               | 1,373,188          | 331,758                    | 49,359                        | 1,754,305        | 134,223           | 133,773                                 | 154,803          |
| 1960               | 1,284,529          | 277,266                    | 41,118                        | 1,602,913        | 115,947           | 123,618                                 | 144,853          |
| 1961               | 1,314,371          | 267,285                    | 36,007                        | 1,617,663        | 117,889           | 126,951                                 | 149,680          |
| 1962               | 1,333,820          | 276,367                    | 61,727                        | 1,671,914        | 121,056           | 128,995                                 | 152,853          |
| 1963               | 1,387,483          | 300,207                    | 44,825                        | 1,732,515        | 133,487           | 134,713                                 | 160,074          |
| 1964               | 1,366,770          | 325,724                    | 68,711                        | 1,761,205        | 143,946           | 132,816                                 | 160,388          |



TABLE 4.--ALL FERTILIZER: CONSUMPTION BY KINDS, AND CONSUMPTION OF PRIMARY NUTRIENTS, BY STATES, 1945-64

| YEAR ENDED JUNE 30 | KIND OF FERTILIZER |                            |                               |                  | PRIMARY NUTRIENTS |   |                  |
|--------------------|--------------------|----------------------------|-------------------------------|------------------|-------------------|---|------------------|
|                    | MIXED FERTILIZER   | PRIMARY NUTRIENT MATERIALS | SECONDARY AND MICRO-NUTRIENTS | TOTAL FERTILIZER | N                 | AVAILABLE P <sub>2</sub> O <sub>5</sub> | K <sub>2</sub> O |
|                    | TONS               | TONS                       | TONS                          | TONS             | TONS              | TONS                                    | TONS             |
| SOUTH CAROLINA     |                    |                            |                               |                  |                   |   |                  |
| 1945               | 545,707            | -                          | -                             | 779,852          | 48,470            | 61,691                                  | 44,667           |
| 1946               | 596,300            | 204,856                    | 5,196                         | 806,352          | 44,726            | 69,004                                  | 45,693           |
| 1947               | 704,654            | 155,061                    | 4,644                         | 864,359          | 46,442            | 79,627                                  | 48,119           |
| 1948               | 680,355            | 215,582                    | 4,772                         | 900,709          | 57,354            | 80,338                                  | 49,922           |
| 1949               | 720,163            | 271,040                    | 4,527                         | 995,730          | 58,483            | 85,329                                  | 58,793           |
| 1950               | 613,026            | 258,209                    | 3,293                         | 874,528          | 52,770            | 75,744                                  | 50,793           |
| 1951               | 679,174            | 277,842                    | 2,471                         | 959,487          | 60,591            | 81,693                                  | 58,964           |
| 1952               | 718,301            | 258,268                    | 2,562                         | 979,131          | 61,157            | 81,422                                  | 68,924           |
| 1953               | 710,694            | 262,701                    | 2,536                         | 975,931          | 65,253            | 77,963                                  | 68,594           |
| 1954               | 672,023            | 266,354                    | 2,744                         | 941,121          | 68,063            | 71,684                                  | 68,673           |
| 1955               | 645,055            | 281,134                    | 3,036                         | 929,225          | 68,811            | 68,522                                  | 69,640           |
| 1956               | 615,203            | 244,908                    | 3,979                         | 864,090          | 63,045            | 65,164                                  | 71,949           |
| 1957               | 565,992            | 248,099                    | 3,975                         | 818,066          | 65,382            | 59,795                                  | 67,061           |
| 1958               | 525,399            | 203,927                    | 3,426                         | 732,752          | 57,584            | 55,511                                  | 63,165           |
| 1959               | 640,066            | 250,613                    | 5,079                         | 895,158          | 71,840            | 67,962                                  | 77,925           |
| 1960               | 578,405            | 202,157                    | 3,381                         | 783,943          | 62,203            | 60,638                                  | 72,028           |
| 1961               | 600,498            | 200,179                    | 2,868                         | 803,545          | 62,519            | 63,134                                  | 75,336           |
| 1962               | 610,548            | 199,523                    | 4,095                         | 814,166          | 63,549            | 64,598                                  | 77,277           |
| 1963               | 640,314            | 214,945                    | 4,067                         | 859,326          | 70,858            | 68,506                                  | 82,074           |
| 1964               | 654,914            | 230,538                    | 4,742                         | 890,194          | 78,852            | 71,151                                  | 86,136           |
| GEORGIA            |                    |                            |                               |                  |                   |   |                  |
| 1945               | 729,764            | -                          | -                             | 1,002,765        | 52,549            | 86,366                                  | 49,870           |
| 1946               | 822,873            | 257,334                    | 17,460                        | 1,097,667        | 50,618            | 101,463                                 | 54,123           |
| 1947               | 1,056,483          | 199,930                    | 10,463                        | 1,266,876        | 55,600            | 119,036                                 | 66,876           |
| 1948               | 989,640            | 272,319                    | 18,532                        | 1,280,491        | 62,039            | 114,133                                 | 63,215           |
| 1949               | 993,453            | 266,819                    | 17,709                        | 1,277,981        | 62,902            | 107,487                                 | 69,312           |
| 1950               | 904,861            | 265,719                    | 17,456                        | 1,188,036        | 60,117            | 99,998                                  | 60,937           |
| 1951               | 1,036,059          | 258,170                    | 17,725                        | 1,311,954        | 66,990            | 109,071                                 | 81,938           |
| 1952               | 1,053,207          | 233,790                    | 14,114                        | 1,301,111        | 74,510            | 102,856                                 | 88,793           |
| 1953               | 1,123,568          | 245,462                    | 16,935                        | 1,385,965        | 81,484            | 112,953                                 | 99,401           |
| 1954               | 1,102,706          | 244,895                    | 21,433                        | 1,369,034        | 88,500            | 110,421                                 | 106,374          |
| 1955               | 996,724            | 261,962                    | 17,328                        | 1,276,014        | 90,835            | 106,118                                 | 103,437          |
| 1956               | 999,114            | 246,265                    | 25,677                        | 1,271,056        | 88,446            | 111,776                                 | 108,281          |
| 1957               | 1,047,733          | 214,321                    | 31,388                        | 1,293,442        | 98,856            | 112,813                                 | 116,408          |
| 1958               | 984,631            | 235,909                    | 37,761                        | 1,258,301        | 100,170           | 110,126                                 | 116,924          |
| 1959               | 1,169,504          | 262,161                    | 45,839                        | 1,477,504        | 119,962           | 128,453                                 | 144,785          |
| 1960               | 1,129,351          | 285,215                    | 40,687                        | 1,455,253        | 126,910           | 122,158                                 | 143,225          |
| 1961               | 1,224,074          | 288,540                    | 39,850                        | 1,552,464        | 134,547           | 131,725                                 | 159,723          |
| 1962               | 1,140,346          | 318,621                    | 50,708                        | 1,509,675        | 144,913           | 122,302                                 | 150,480          |
| 1963               | 1,169,450          | 355,626                    | 49,819                        | 1,574,895        | 164,802           | 124,302                                 | 157,248          |
| 1964               | 1,177,683          | 380,183                    | 25,754                        | 1,583,620        | 175,183           | 124,943                                 | 163,013          |

TABLE 4.--ALL FERTILIZER: CONSUMPTION BY KINDS, AND CONSUMPTION OF PRIMARY NUTRIENTS, BY STATES, 1945-64

| YEAR ENDED JUNE 36 | KIND OF FERTILIZER |                            |                               |                  | PRIMARY NUTRIENTS |   |                  |
|--------------------|--------------------|----------------------------|-------------------------------|------------------|-------------------|---|------------------|
|                    | MIXED FERTILIZER   | PRIMARY NUTRIENT MATERIALS | SECONDARY AND MICRO-NUTRIENTS | TOTAL FERTILIZER | N                 | AVAILABLE P <sub>2</sub> O <sub>5</sub> | K <sub>2</sub> O |
|                    | TONS               | TONS                       | TONS                          | TONS             | TONS              | TONS                                    | TONS             |
| FLORIDA            |                    |                            |                               |                  |                   |   |                  |
| 1945               | 716,560            | -                          | -                             | 795,349          | 37,102            | 53,811                                  | 56,312           |
| 1946               | 814,960            | 68,066                     | 2,614                         | 885,640          | 39,422            | 60,572                                  | 61,883           |
| 1947               | 810,351            | 69,684                     | 2,393                         | 882,428          | 38,415            | 63,349                                  | 54,852           |
| 1948               | 653,934            | 66,056                     | 4,256                         | 724,246          | 34,598            | 52,488                                  | 49,235           |
| 1949               | 680,090            | 56,260                     | 1,920                         | 738,270          | 34,262            | 54,597                                  | 48,570           |
| 1950               | 784,650            | 90,126                     | 3,179                         | 877,955          | 42,110            | 61,899                                  | 62,732           |
| 1951               | 917,272            | 82,008                     | 3,082                         | 1,002,362        | 52,084            | 68,795                                  | 77,852           |
| 1952               | 973,565            | 95,964                     | 20,522                        | 1,090,051        | 57,233            | 74,033                                  | 77,701           |
| 1953               | 1,051,954          | 99,507                     | 3,045                         | 1,154,506        | 66,609            | 76,596                                  | 88,576           |
| 1954               | 1,071,530          | 110,185                    | 2,966                         | 1,184,681        | 72,875            | 77,317                                  | 90,088           |
| 1955               | 1,105,943          | 119,597                    | 3,865                         | 1,229,405        | 81,205            | 77,143                                  | 95,335           |
| 1956               | 1,201,461          | 132,576                    | 4,942                         | 1,338,979        | 86,186            | 85,122                                  | 104,528          |
| 1957               | 1,315,641          | 155,773                    | 5,704                         | 1,477,118        | 93,434            | 94,163                                  | 116,434          |
| 1958               | 1,296,265          | 159,951                    | 5,019                         | 1,461,235        | 103,766           | 92,494                                  | 121,183          |
| 1959               | 1,292,520          | 167,085                    | 5,103                         | 1,464,708        | 104,963           | 90,641                                  | 123,977          |
| 1960               | 1,379,661          | 172,646                    | 6,267                         | 1,558,574        | 114,770           | 91,189                                  | 132,523          |
| 1961               | 1,397,155          | 172,351                    | 7,417                         | 1,576,923        | 120,246           | 93,355                                  | 140,050          |
| 1962               | 1,404,400          | 192,272                    | 7,795                         | 1,604,467        | 123,408           | 92,258                                  | 148,848          |
| 1963               | 1,314,389          | 219,807                    | 5,881                         | 1,540,077        | 122,363           | 92,396                                  | 146,344          |
| 1964               | 1,424,765          | 218,481                    | 6,259                         | 1,649,505        | 129,775           | 98,891                                  | 163,372          |
| OHIO               |                    |                            |                               |                  |                   |   |                  |
| 1945               | 596,145            | -                          | -                             | 640,266          | 17,217            | 82,440                                  | 46,190           |
| 1946               | 642,856            | 49,470                     | 64                            | 692,390          | 18,079            | 87,175                                  | 49,301           |
| 1947               | 733,630            | 46,710                     | 19                            | 780,359          | 19,560            | 98,893                                  | 54,469           |
| 1948               | 800,620            | 52,836                     | 0                             | 853,456          | 22,494            | 108,079                                 | 61,958           |
| 1949               | 875,914            | 55,059                     | 0                             | 930,973          | 24,798            | 117,579                                 | 74,563           |
| 1950               | 843,256            | 63,378                     | 0                             | 906,634          | 27,622            | 115,358                                 | 80,383           |
| 1951               | 885,657            | 65,995                     | 76                            | 951,728          | 31,128            | 119,354                                 | 98,768           |
| 1952               | 983,441            | 66,020                     | 86                            | 1,049,547        | 39,131            | 127,369                                 | 114,098          |
| 1953               | 1,083,824          | 90,250                     | 127                           | 1,174,201        | 50,605            | 141,167                                 | 130,924          |
| 1954               | 1,018,142          | 75,507                     | 519                           | 1,094,168        | 53,323            | 135,607                                 | 130,873          |
| 1955               | 1,013,188          | 71,636                     | 514                           | 1,085,338        | 57,656            | 146,118                                 | 138,791          |
| 1956               | 985,317            | 64,629                     | 185                           | 1,050,131        | 57,672            | 139,456                                 | 134,705          |
| 1957               | 953,028            | 82,311                     | 358                           | 1,035,697        | 64,553            | 143,953                                 | 133,249          |
| 1958               | 949,612            | 102,658                    | 332                           | 1,052,602        | 71,184            | 145,674                                 | 131,784          |
| 1959               | 977,316            | 121,176                    | 298                           | 1,098,790        | 83,940            | 153,405                                 | 134,572          |
| 1960               | 965,148            | 121,357                    | 243                           | 1,086,748        | 88,271            | 157,740                                 | 134,305          |
| 1961               | 795,000            | 126,075                    | 299                           | 921,374          | 83,035            | 132,311                                 | 110,927          |
| 1962               | 862,525            | 176,464                    | 1,153                         | 1,040,142        | 104,800           | 152,710                                 | 125,339          |
| 1963               | 959,407            | 207,996                    | 876                           | 1,168,279        | 122,212           | 176,055                                 | 146,744          |
| 1964               | 981,374            | 241,537                    | 861                           | 1,223,772        | 146,080           | 183,194                                 | 155,840          |

TABLE 4.--ALL FERTILIZER: CONSUMPTION BY KINDS, AND CONSUMPTION OF PRIMARY NUTRIENTS, BY STATES, 1945-64

| YEAR ENDED JUNE 30 | KIND OF FERTILIZER |                            |                               |                  | PRIMARY NUTRIENTS |   |                  |
|--------------------|--------------------|----------------------------|-------------------------------|------------------|-------------------|---|------------------|
|                    | MIXED FERTILIZER   | PRIMARY NUTRIENT MATERIALS | SECONDARY AND MICRO-NUTRIENTS | TOTAL FERTILIZER | N                 | AVAILABLE P <sub>2</sub> O <sub>5</sub> | K <sub>2</sub> O |
|                    | TONS               | TONS                       | TONS                          | TONS             | TONS              | TONS                                    | TONS             |
| INDIANA            |                    |                            |                               |                  |                   |   |                  |
| 1945               | 452,748            | -                          | -                             | 500,240          | 9,139             | 60,087                                  | 46,265           |
| 1946               | 534,246            | 71,174                     | 13                            | 605,433          | 13,071            | 74,267                                  | 52,678           |
| 1947               | 587,026            | 76,035                     | 21                            | 663,082          | 14,640            | 81,269                                  | 53,048           |
| 1948               | 702,490            | 100,345                    | 10                            | 802,845          | 19,648            | 100,082                                 | 63,775           |
| 1949               | 727,536            | 99,334                     | 12                            | 826,882          | 20,581            | 99,812                                  | 78,588           |
| 1950               | 703,439            | 94,894                     | 134                           | 798,467          | 26,365            | 97,290                                  | 81,408           |
| 1951               | 820,148            | 114,362                    | 139                           | 934,649          | 37,126            | 111,607                                 | 106,060          |
| 1952               | 934,174            | 149,014                    | 47                            | 1,083,235        | 53,046            | 123,274                                 | 125,906          |
| 1953               | 1,025,447          | 180,279                    | 67                            | 1,205,793        | 68,532            | 139,099                                 | 148,921          |
| 1954               | 1,024,100          | 156,141                    | 487                           | 1,180,728        | 74,504            | 148,071                                 | 162,423          |
| 1955               | 990,650            | 161,592                    | 448                           | 1,152,690        | 78,785            | 158,691                                 | 174,188          |
| 1956               | 921,003            | 142,752                    | 228                           | 1,063,983        | 77,358            | 152,832                                 | 168,539          |
| 1957               | 883,191            | 203,420                    | 295                           | 1,086,906        | 84,482            | 155,290                                 | 176,874          |
| 1958               | 850,436            | 231,619                    | 128                           | 1,082,183        | 96,682            | 155,310                                 | 177,989          |
| 1959               | 922,016            | 255,994                    | 111                           | 1,178,121        | 123,157           | 167,184                                 | 189,024          |
| 1960               | 877,896            | 274,082                    | 272                           | 1,152,250        | 132,573           | 161,312                                 | 184,789          |
| 1961               | 800,373            | 314,520                    | 197                           | 1,115,090        | 140,175           | 153,973                                 | 179,136          |
| 1962               | 816,618            | 378,345                    | 264                           | 1,195,227        | 175,130           | 161,639                                 | 182,649          |
| 1963               | 947,688            | 417,395                    | 264                           | 1,365,347        | 197,803           | 190,887                                 | 218,146          |
| 1964               | 1,056,048          | 493,719                    | 468                           | 1,550,235        | 229,810           | 215,807                                 | 257,757          |
| ILLINOIS           |                    |                            |                               |                  |                   |   |                  |
| 1945               | 145,603            | -                          | -                             | 486,798          | 4,103             | 34,239                                  | 18,038           |
| 1946               | 195,232            | 459,107                    | 5                             | 654,344          | 6,688             | 46,354                                  | 26,976           |
| 1947               | 259,760            | 707,693                    | 19                            | 967,472          | 10,646            | 62,593                                  | 29,134           |
| 1948               | 340,733            | 666,410                    | 13                            | 1,007,156        | 13,781            | 73,362                                  | 39,416           |
| 1949               | 370,543            | 602,078                    | 4                             | 972,625          | 16,592            | 73,289                                  | 50,177           |
| 1950               | 322,119            | 548,421                    | 16                            | 870,556          | 16,278            | 64,620                                  | 49,584           |
| 1951               | 437,873            | 739,008                    | 27                            | 1,176,908        | 27,289            | 84,047                                  | 77,243           |
| 1952               | 592,207            | 842,094                    | 47                            | 1,434,348        | 43,671            | 104,526                                 | 118,134          |
| 1953               | 644,692            | 1,008,074                  | 400                           | 1,653,166        | 74,869            | 120,916                                 | 144,465          |
| 1954               | 631,520            | 873,862                    | 765                           | 1,506,147        | 82,166            | 124,109                                 | 151,955          |
| 1955               | 535,469            | 674,169                    | 962                           | 1,210,600        | 73,351            | 117,049                                 | 130,884          |
| 1956               | 514,937            | 844,775                    | 746                           | 1,360,458        | 72,784            | 119,292                                 | 123,934          |
| 1957               | 513,836            | 855,041                    | 85                            | 1,368,962        | 80,290            | 126,996                                 | 132,437          |
| 1958               | 554,811            | 897,967                    | 1,000                         | 1,453,778        | 96,672            | 137,830                                 | 140,090          |
| 1959               | 660,915            | 935,081                    | 743                           | 1,596,739        | 130,983           | 161,377                                 | 155,040          |
| 1960               | 599,319            | 852,258                    | 567                           | 1,452,144        | 118,554           | 154,571                                 | 142,592          |
| 1961               | 619,662            | 1,002,360                  | 75                            | 1,622,097        | 157,654           | 165,702                                 | 138,919          |
| 1962               | 742,898            | 884,938                    | 263                           | 1,628,099        | 175,814           | 197,835                                 | 158,592          |
| 1963               | 785,899            | 1,062,744                  | 236                           | 1,848,879        | 259,977           | 217,012                                 | 180,449          |
| 1964               | 907,028            | 1,215,991                  | 393                           | 2,123,412        | 332,146           | 271,253                                 | 217,757          |

TABLE 4.--ALL FERTILIZER: CONSUMPTION BY KINDS, AND CONSUMPTION OF PRIMARY NUTRIENTS, BY STATES, 1945-64

| YEAR ENDED JUNE 30 | KIND OF FERTILIZER |                            |                               |                  | PRIMARY NUTRIENTS |   |                  |
|--------------------|--------------------|----------------------------|-------------------------------|------------------|-------------------|---|------------------|
|                    | MIXED FERTILIZER   | PRIMARY NUTRIENT MATERIALS | SECONDARY AND MICRO-NUTRIENTS | TOTAL FERTILIZER | N                 | AVAILABLE P <sub>2</sub> O <sub>5</sub> | K <sub>2</sub> O |
|                    | TONS               | TONS                       | TONS                          | TONS             | TONS              | TONS                                    | TONS             |
| MICHIGAN           |                    |                            |                               |                  |                   |   |                  |
| 1945               | 273,142            | -                          | -                             | 311,310          | 8,035             | 40,224                                  | 24,693           |
| 1946               | 305,415            | 68,010                     | 367                           | 373,792          | 9,382             | 49,582                                  | 26,420           |
| 1947               | 330,424            | 68,549                     | 386                           | 399,359          | 10,089            | 52,161                                  | 27,555           |
| 1948               | 349,566            | 61,815                     | 65                            | 411,446          | 10,820            | 55,632                                  | 31,231           |
| 1949               | 404,567            | 61,234                     | 138                           | 465,939          | 12,158            | 62,756                                  | 39,360           |
| 1950               | 408,787            | 65,085                     | 613                           | 474,485          | 13,477            | 66,403                                  | 42,198           |
| 1951               | 457,479            | 47,669                     | 491                           | 505,639          | 15,685            | 68,812                                  | 53,123           |
| 1952               | 536,560            | 53,949                     | 412                           | 590,921          | 22,522            | 76,919                                  | 64,708           |
| 1953               | 583,444            | 63,991                     | 541                           | 647,976          | 27,627            | 83,863                                  | 76,297           |
| 1954               | 545,231            | 54,310                     | 851                           | 600,392          | 30,831            | 79,505                                  | 76,464           |
| 1955               | 585,180            | 52,946                     | 469                           | 638,595          | 36,521            | 91,302                                  | 85,730           |
| 1956               | 578,731            | 48,274                     | 993                           | 627,998          | 39,584            | 90,841                                  | 89,321           |
| 1957               | 577,810            | 57,640                     | 1,245                         | 636,695          | 46,484            | 93,599                                  | 87,723           |
| 1958               | 576,050            | 71,983                     | 927                           | 648,960          | 47,433            | 96,773                                  | 91,723           |
| 1959               | 651,532            | 82,161                     | 1,835                         | 735,528          | 59,751            | 108,370                                 | 101,039          |
| 1960               | 586,287            | 80,313                     | 3,871                         | 670,471          | 58,204            | 100,469                                 | 92,952           |
| 1961               | 620,978            | 102,069                    | 4,883                         | 727,930          | 72,376            | 108,458                                 | 99,681           |
| 1962               | 569,374            | 102,337                    | 1,721                         | 673,432          | 71,135            | 101,092                                 | 89,337           |
| 1963               | 639,447            | 117,785                    | 6,025                         | 763,257          | 82,590            | 115,691                                 | 109,899          |
| 1964               | 677,128            | 139,577                    | 5,107                         | 821,812          | 96,473            | 129,758                                 | 117,613          |
| WISCONSIN          |                    |                            |                               |                  |                   |   |                  |
| 1945               | 187,006            | -                          | -                             | 237,674          | 7,263             | 30,622                                  | 21,981           |
| 1946               | 226,850            | 62,913                     | 234                           | 289,997          | 8,253             | 38,295                                  | 26,242           |
| 1947               | 286,858            | 60,888                     | 1,336                         | 349,082          | 10,423            | 47,331                                  | 29,418           |
| 1948               | 374,680            | 50,569                     | 167                           | 425,416          | 13,359            | 58,026                                  | 38,435           |
| 1949               | 357,284            | 40,645                     | 337                           | 398,266          | 12,208            | 50,376                                  | 45,554           |
| 1950               | 335,139            | 48,551                     | 342                           | 384,032          | 10,767            | 52,811                                  | 44,967           |
| 1951               | 366,548            | 43,545                     | 342                           | 410,435          | 12,047            | 53,042                                  | 58,661           |
| 1952               | 350,858            | 42,695                     | 210                           | 393,763          | 13,535            | 54,331                                  | 56,808           |
| 1953               | 377,589            | 41,763                     | 114                           | 419,466          | 17,070            | 54,460                                  | 64,062           |
| 1954               | 402,141            | 38,827                     | 235                           | 441,203          | 19,736            | 59,755                                  | 71,803           |
| 1955               | 397,158            | 32,589                     | 256                           | 430,003          | 20,505            | 62,152                                  | 74,390           |
| 1956               | 379,861            | 32,320                     | 93                            | 412,274          | 20,811            | 62,874                                  | 76,174           |
| 1957               | 389,452            | 36,984                     | 41                            | 426,477          | 22,448            | 65,401                                  | 81,425           |
| 1958               | 394,985            | 45,341                     | 146                           | 440,472          | 26,193            | 67,289                                  | 86,604           |
| 1959               | 420,716            | 56,791                     | 345                           | 477,852          | 28,974            | 70,813                                  | 97,946           |
| 1960               | 369,971            | 52,174                     | 507                           | 422,652          | 25,550            | 66,873                                  | 88,353           |
| 1961               | 371,879            | 72,173                     | 185                           | 444,237          | 30,733            | 68,490                                  | 97,342           |
| 1962               | 349,468            | 77,888                     | 145                           | 427,501          | 31,846            | 66,339                                  | 96,464           |
| 1963               | 366,892            | 89,108                     | 1,576                         | 457,576          | 35,207            | 70,596                                  | 104,281          |
| 1964               | 394,996            | 125,519                    | 2,180                         | 522,695          | 43,794            | 80,769                                  | 121,991          |

TABLE 4.--ALL FERTILIZER: CONSUMPTION BY KINDS, AND CONSUMPTION OF PRIMARY NUTRIENTS, BY STATES, 1945-64

| YEAR ENDED JUNE 30 | KIND OF FERTILIZER |                            |                               |                  | PRIMARY NUTRIENTS |   |                  |
|--------------------|--------------------|----------------------------|-------------------------------|------------------|-------------------|---|------------------|
|                    | MIXED FERTILIZER   | PRIMARY NUTRIENT MATERIALS | SECONDARY AND MICRO-NUTRIENTS | TOTAL FERTILIZER | N                 | AVAILABLE P <sub>2</sub> O <sub>5</sub> | K <sub>2</sub> O |
|                    | TONS               | TONS                       | TONS                          | TONS             | TONS              | TONS                                    | TONS             |
| MINNESOTA          |                    |                            |                               |                  |                   |   |                  |
| 1945               | 56,820             | -                          | -                             | 95,444           | 1,500             | 16,434                                  | 6,082            |
| 1946               | 70,565             | 95,752                     | 453                           | 166,770          | 2,640             | 29,770                                  | 7,585            |
| 1947               | 96,116             | 56,628                     | 0                             | 152,744          | 4,709             | 25,435                                  | 10,580           |
| 1948               | 136,959            | 87,946                     | 1,104                         | 226,009          | 5,641             | 39,761                                  | 12,950           |
| 1949               | 148,444            | 101,314                    | 1,839                         | 251,597          | 6,411             | 52,418                                  | 18,678           |
| 1950               | 143,868            | 73,074                     | 1,054                         | 217,996          | 5,853             | 46,198                                  | 18,981           |
| 1951               | 152,383            | 48,553                     | 51                            | 200,987          | 7,312             | 41,371                                  | 21,670           |
| 1952               | 171,202            | 52,382                     | 1,522                         | 225,106          | 10,532            | 45,453                                  | 24,099           |
| 1953               | 206,847            | 59,342                     | 1,520                         | 267,709          | 13,563            | 52,891                                  | 29,774           |
| 1954               | 251,544            | 70,907                     | 324                           | 322,775          | 24,202            | 64,881                                  | 37,556           |
| 1955               | 278,435            | 93,962                     | 274                           | 372,671          | 34,959            | 78,244                                  | 43,784           |
| 1956               | 289,323            | 76,631                     | 2,154                         | 368,108          | 32,347            | 80,173                                  | 48,273           |
| 1957               | 326,091            | 99,714                     | 342                           | 426,147          | 38,266            | 93,972                                  | 54,980           |
| 1958               | 320,211            | 123,031                    | 64                            | 443,306          | 49,448            | 93,178                                  | 55,017           |
| 1959               | 395,249            | 153,170                    | 98                            | 548,517          | 63,610            | 108,762                                 | 70,722           |
| 1960               | 393,162            | 145,067                    | 221                           | 538,450          | 54,022            | 114,365                                 | 68,298           |
| 1961               | 407,967            | 150,228                    | 31                            | 558,226          | 65,027            | 115,909                                 | 71,939           |
| 1962               | 399,300            | 160,911                    | 61                            | 560,272          | 66,340            | 115,128                                 | 74,711           |
| 1963               | 427,814            | 188,883                    | 1,258                         | 617,955          | 85,552            | 124,183                                 | 83,079           |
| 1964               | 530,015            | 201,852                    | 1,251                         | 733,118          | 94,245            | 166,158                                 | 102,842          |
| IOWA               |                    |                            |                               |                  |                   |   |                  |
| 1945               | 74,774             | -                          | -                             | 142,576          | 1,337             | 23,240                                  | 7,517            |
| 1946               | 100,980            | 95,286                     | 0                             | 196,266          | 2,992             | 31,176                                  | 8,947            |
| 1947               | 146,397            | 82,974                     | 0                             | 229,371          | 7,202             | 32,592                                  | 10,816           |
| 1948               | 195,509            | 113,622                    | 0                             | 309,131          | 11,431            | 44,883                                  | 13,563           |
| 1949               | 237,732            | 130,302                    | 130                           | 368,164          | 16,671            | 53,340                                  | 18,120           |
| 1950               | 188,029            | 144,470                    | 162                           | 332,661          | 13,755            | 52,996                                  | 15,059           |
| 1951               | 242,358            | 143,656                    | 36                            | 386,050          | 20,302            | 59,723                                  | 20,019           |
| 1952               | 277,846            | 149,078                    | 4                             | 426,928          | 28,806            | 64,185                                  | 24,111           |
| 1953               | 366,546            | 183,836                    | 82                            | 550,464          | 44,612            | 84,151                                  | 35,503           |
| 1954               | 420,864            | 231,222                    | 72                            | 652,158          | 76,119            | 102,398                                 | 45,525           |
| 1955               | 368,178            | 216,799                    | 75                            | 585,052          | 69,707            | 100,003                                 | 49,789           |
| 1956               | 305,843            | 143,351                    | 112                           | 449,306          | 43,917            | 81,143                                  | 44,838           |
| 1957               | 307,461            | 157,714                    | 3,037                         | 468,212          | 50,484            | 80,809                                  | 46,593           |
| 1958               | 339,597            | 202,417                    | 78                            | 542,092          | 65,391            | 92,835                                  | 52,002           |
| 1959               | 434,635            | 260,850                    | 34                            | 695,519          | 93,739            | 117,532                                 | 66,595           |
| 1960               | 439,953            | 250,200                    | 539                           | 690,692          | 103,117           | 115,070                                 | 64,837           |
| 1961               | 469,411            | 319,531                    | 1,465                         | 790,407          | 133,816           | 124,559                                 | 65,842           |
| 1962               | 483,041            | 388,537                    | 1,113                         | 872,691          | 164,366           | 137,970                                 | 72,697           |
| 1963               | 563,509            | 537,918                    | 1,869                         | 1,103,296        | 229,696           | 169,921                                 | 94,893           |
| 1964               | 598,324            | 689,216                    | 5,441                         | 1,292,981        | 273,189           | 206,817                                 | 122,391          |

TABLE 4.--ALL FERTILIZER: CONSUMPTION BY KINDS, AND CONSUMPTION OF PRIMARY NUTRIENTS, BY STATES, 1945-64

| YEAR ENDED JUNE 30 | KIND OF FERTILIZER |                            |                               |                  | PRIMARY NUTRIENTS |   |                  |
|--------------------|--------------------|----------------------------|-------------------------------|------------------|-------------------|---|------------------|
|                    | MIXED FERTILIZER   | PRIMARY NUTRIENT MATERIALS | SECONDARY AND MICRO-NUTRIENTS | TOTAL FERTILIZER | N                 | AVAILABLE P <sub>2</sub> O <sub>5</sub> | K <sub>2</sub> O |
|                    | TONS               | TONS                       | TONS                          | TONS             | TONS              | TONS                                    | TONS             |
| MISSOURI           |                    |                            |                               |                  |                   |   |                  |
| 1945               | 82,388             | -                          | -                             | 166,752          | 2,373             | 27,507                                  | 6,761            |
| 1946               | 112,681            | 102,407                    | 2                             | 215,090          | 3,629             | 34,515                                  | 8,062            |
| 1947               | 198,715            | 79,330                     | 0                             | 278,045          | 8,177             | 39,426                                  | 12,436           |
| 1948               | 241,517            | 83,561                     | 0                             | 325,078          | 10,952            | 43,040                                  | 15,205           |
| 1949               | 280,041            | 108,513                    | 203                           | 388,757          | 13,845            | 49,135                                  | 21,692           |
| 1950               | 263,232            | 144,478                    | 0                             | 407,710          | 18,686            | 49,426                                  | 23,170           |
| 1951               | 386,983            | 250,346                    | 0                             | 637,329          | 29,536            | 68,821                                  | 38,105           |
| 1952               | 427,830            | 325,249                    | 16                            | 753,095          | 41,884            | 79,271                                  | 48,760           |
| 1953               | 468,871            | 364,820                    | 3                             | 833,694          | 56,268            | 86,095                                  | 59,146           |
| 1954               | 468,735            | 287,750                    | 135                           | 756,620          | 72,523            | 80,929                                  | 64,226           |
| 1955               | 455,617            | 227,208                    | 88                            | 682,913          | 69,748            | 75,083                                  | 62,907           |
| 1956               | 454,768            | 355,627                    | 14                            | 810,409          | 71,396            | 80,189                                  | 65,970           |
| 1957               | 442,488            | 359,492                    | 296                           | 802,276          | 83,199            | 79,734                                  | 69,196           |
| 1958               | 400,621            | 355,345                    | 147                           | 756,113          | 83,943            | 71,762                                  | 60,706           |
| 1959               | 530,950            | 401,977                    | 275                           | 933,202          | 110,912           | 90,887                                  | 78,659           |
| 1960               | 503,927            | 298,255                    | 164                           | 802,346          | 110,240           | 87,659                                  | 79,110           |
| 1961               | 489,471            | 393,164                    | 92                            | 882,727          | 120,406           | 94,242                                  | 73,362           |
| 1962               | 497,497            | 354,385                    | 108                           | 851,990          | 126,183           | 86,357                                  | 75,332           |
| 1963               | 581,839            | 453,779                    | 122                           | 1,035,740        | 163,402           | 102,008                                 | 95,392           |
| 1964               | 644,541            | 466,713                    | 1,001                         | 1,112,255        | 184,526           | 116,182                                 | 108,062          |
| NORTH DAKOTA       |                    |                            |                               |                  |                   |   |                  |
| 1945               | 3,877              | -                          | -                             | 6,812            | 88                | 1,492                                   | 379              |
| 1946               | 6,129              | 1,563                      | 0                             | 7,692            | 146               | 1,345                                   | 681              |
| 1947               | 13,568             | 4,346                      | 0                             | 17,914           | 382               | 2,848                                   | 1,043            |
| 1948               | 21,018             | 12,579                     | 28                            | 33,625           | 630               | 5,781                                   | 1,483            |
| 1949               | 12,991             | 8,093                      | 436                           | 21,520           | 672               | 5,051                                   | 1,368            |
| 1950               | 12,351             | 5,920                      | 400                           | 18,671           | 604               | 5,116                                   | 1,205            |
| 1951               | 10,226             | 3,747                      | 232                           | 14,205           | 573               | 3,898                                   | 1,038            |
| 1952               | 21,475             | 9,673                      | 0                             | 31,148           | 1,356             | 9,515                                   | 1,560            |
| 1953               | 18,964             | 21,331                     | 200                           | 40,495           | 1,614             | 14,088                                  | 1,437            |
| 1954               | 23,058             | 24,599                     | 20                            | 47,677           | 2,924             | 16,541                                  | 1,275            |
| 1955               | 23,686             | 39,221                     | 103                           | 63,010           | 4,598             | 22,329                                  | 1,359            |
| 1956               | 23,858             | 45,309                     | 1                             | 69,168           | 6,101             | 24,935                                  | 1,446            |
| 1957               | 30,009             | 51,736                     | 0                             | 81,745           | 8,458             | 28,858                                  | 1,626            |
| 1958               | 30,954             | 75,788                     | 0                             | 106,742          | 12,923            | 36,483                                  | 1,674            |
| 1959               | 39,525             | 92,309                     | 0                             | 131,834          | 18,033            | 43,697                                  | 1,519            |
| 1960               | 49,952             | 94,023                     | 2                             | 143,977          | 20,456            | 48,192                                  | 1,588            |
| 1961               | 55,953             | 104,859                    | 4                             | 160,816          | 23,884            | 52,226                                  | 1,869            |
| 1962               | 52,414             | 115,628                    | 10                            | 168,052          | 23,921            | 56,038                                  | 1,539            |
| 1963               | 57,331             | 101,449                    | 71                            | 158,851          | 22,459            | 56,176                                  | 1,982            |
| 1964               | 64,454             | 118,914                    | 262                           | 183,630          | 24,871            | 66,059                                  | 2,373            |

TABLE 4.--ALL FERTILIZER: CONSUMPTION BY KINDS, AND CONSUMPTION OF PRIMARY NUTRIENTS, BY STATES, 1945-64

| YEAR ENDED JUNE 30 | KIND OF FERTILIZER |                            |                               |                  | PRIMARY NUTRIENTS |   |                  |
|--------------------|--------------------|----------------------------|-------------------------------|------------------|-------------------|---|------------------|
|                    | MIXED FERTILIZER   | PRIMARY NUTRIENT MATERIALS | SECONDARY AND MICRO-NUTRIENTS | TOTAL FERTILIZER | N                 | AVAILABLE P <sub>2</sub> O <sub>5</sub> | K <sub>2</sub> O |
|                    | TONS               | TONS                       | TONS                          | TONS             | TONS              | TONS                                    | TONS             |
| SOUTH DAKOTA       |                    |                            |                               |                  |                   |   |                  |
| 1945               | 305                | -                          | -                             | 586              | 6                 | 98                                      | 22               |
| 1946               | 815                | 985                        | 0                             | 1,800            | 44                | 371                                     | 55               |
| 1947               | 3,673              | 1,750                      | 0                             | 5,423            | 156               | 787                                     | 157              |
| 1948               | 6,239              | 4,548                      | 0                             | 10,787           | 365               | 1,850                                   | 102              |
| 1949               | 4,685              | 4,891                      | 40                            | 9,616            | 361               | 1,652                                   | 69               |
| 1950               | 2,507              | 2,949                      | 40                            | 5,496            | 335               | 1,033                                   | 35               |
| 1951               | 4,200              | 4,520                      | 0                             | 8,720            | 621               | 1,713                                   | 82               |
| 1952               | 5,633              | 5,661                      | 0                             | 11,294           | 906               | 2,073                                   | 150              |
| 1953               | 7,821              | 8,802                      | 0                             | 16,623           | 1,985             | 3,362                                   | 142              |
| 1954               | 13,399             | 16,608                     | 0                             | 30,007           | 4,311             | 6,579                                   | 217              |
| 1955               | 16,138             | 21,763                     | 0                             | 37,901           | 5,904             | 8,559                                   | 246              |
| 1956               | 9,421              | 17,179                     | 0                             | 26,600           | 4,486             | 6,451                                   | 193              |
| 1957               | 9,730              | 14,845                     | 0                             | 24,575           | 3,515             | 6,534                                   | 165              |
| 1958               | 10,665             | 23,577                     | 1                             | 34,243           | 6,362             | 7,607                                   | 160              |
| 1959               | 11,269             | 27,442                     | 2                             | 38,713           | 7,698             | 7,548                                   | 229              |
| 1960               | 12,526             | 23,572                     | 0                             | 36,098           | 7,379             | 7,260                                   | 186              |
| 1961               | 17,422             | 35,102                     | 0                             | 52,524           | 11,269            | 9,603                                   | 323              |
| 1962               | 20,651             | 45,074                     | 0                             | 65,725           | 14,697            | 12,469                                  | 413              |
| 1963               | 26,848             | 53,006                     | 86                            | 79,940           | 18,140            | 14,140                                  | 705              |
| 1964               | 42,342             | 56,938                     | 104                           | 99,384           | 22,516            | 18,471                                  | 1,617            |
| NEBRASKA           |                    |                            |                               |                  |                   |   |                  |
| 1945               | 525                | -                          | -                             | 3,454            | 328               | 918                                     | 4                |
| 1946               | 1,188              | 6,832                      | 0                             | 8,020            | 1,419             | 1,147                                   | 38               |
| 1947               | 1,525              | 10,602                     | 161                           | 12,288           | 2,134             | 2,264                                   | 40               |
| 1948               | 3,676              | 21,293                     | 175                           | 25,144           | 4,237             | 2,679                                   | 73               |
| 1949               | 10,088             | 27,499                     | 76                            | 37,663           | 6,457             | 4,348                                   | 183              |
| 1950               | 9,345              | 34,316                     | 6                             | 43,667           | 8,578             | 5,286                                   | 193              |
| 1951               | 17,913             | 49,944                     | 0                             | 67,857           | 12,694            | 8,299                                   | 324              |
| 1952               | 31,840             | 62,596                     | 0                             | 94,436           | 16,916            | 14,124                                  | 458              |
| 1953               | 49,429             | 96,374                     | 99                            | 145,902          | 31,850            | 17,803                                  | 1,072            |
| 1954               | 65,946             | 132,584                    | 586                           | 199,116          | 52,696            | 25,172                                  | 1,698            |
| 1955               | 47,992             | 159,833                    | 388                           | 208,213          | 55,794            | 26,719                                  | 1,450            |
| 1956               | 20,510             | 112,416                    | 64                            | 132,990          | 49,072            | 16,139                                  | 939              |
| 1957               | 24,719             | 144,971                    | 42                            | 169,732          | 63,016            | 21,500                                  | 1,303            |
| 1958               | 31,742             | 200,235                    | 76                            | 232,053          | 94,154            | 19,800                                  | 1,520            |
| 1959               | 46,361             | 258,540                    | 161                           | 305,062          | 121,063           | 25,415                                  | 2,113            |
| 1960               | 49,675             | 272,011                    | 248                           | 321,934          | 125,436           | 26,563                                  | 2,033            |
| 1961               | 76,341             | 415,728                    | 483                           | 492,552          | 195,259           | 39,576                                  | 3,327            |
| 1962               | 78,861             | 386,128                    | 214                           | 465,203          | 180,932           | 44,597                                  | 3,380            |
| 1963               | 111,709            | 416,431                    | 912                           | 529,052          | 208,200           | 52,967                                  | 4,937            |
| 1964               | 113,144            | 409,874                    | 1,441                         | 524,459          | 209,815           | 54,811                                  | 6,686            |

TABLE 4.--ALL FERTILIZER: CONSUMPTION BY KINDS, AND CONSUMPTION OF PRIMARY NUTRIENTS, BY STATES, 1945-64

| YEAR ENDED JUNE 30 | KIND OF FERTILIZER |                            |                               |                  | PRIMARY NUTRIENTS |   |                  |
|--------------------|--------------------|----------------------------|-------------------------------|------------------|-------------------|---|------------------|
|                    | MIXED FERTILIZER   | PRIMARY NUTRIENT MATERIALS | SECONDARY AND MICRO-NUTRIENTS | TOTAL FERTILIZER | N                 | AVAILABLE P <sub>2</sub> O <sub>5</sub> | K <sub>2</sub> O |
|                    | TONS               | TONS                       | TONS                          | TONS             | TONS              | TONS                                    | TONS             |
| KANSAS             |                    |                            |                               |                  |                   |   |                  |
| 1945               | 7,492              | -                          | -                             | 46,641           | 243               | 11,135                                  | 466              |
| 1946               | 11,476             | 28,515                     | 1                             | 39,992           | 522               | 9,633                                   | 653              |
| 1947               | 29,591             | 44,880                     | 0                             | 74,471           | 2,393             | 14,046                                  | 1,134            |
| 1948               | 43,449             | 54,705                     | 3                             | 98,157           | 4,324             | 18,177                                  | 1,303            |
| 1949               | 47,889             | 65,341                     | 3                             | 113,233          | 4,281             | 20,799                                  | 2,206            |
| 1950               | 46,892             | 113,323                    | 0                             | 160,215          | 11,991            | 32,575                                  | 1,324            |
| 1951               | 70,564             | 115,086                    | 0                             | 185,650          | 14,798            | 39,171                                  | 2,372            |
| 1952               | 84,586             | 123,104                    | 0                             | 207,690          | 21,636            | 38,650                                  | 2,946            |
| 1953               | 110,751            | 128,878                    | 0                             | 239,629          | 30,437            | 47,391                                  | 3,856            |
| 1954               | 99,570             | 116,209                    | 110                           | 215,889          | 33,262            | 41,890                                  | 3,979            |
| 1955               | 94,349             | 140,076                    | 114                           | 234,539          | 39,572            | 44,846                                  | 4,121            |
| 1956               | 78,074             | 129,637                    | 33                            | 207,744          | 33,688            | 43,478                                  | 5,302            |
| 1957               | 79,621             | 132,107                    | 120                           | 211,848          | 37,734            | 43,360                                  | 5,249            |
| 1958               | 68,955             | 128,466                    | 126                           | 197,547          | 39,497            | 37,524                                  | 4,053            |
| 1959               | 94,619             | 195,922                    | 116                           | 290,657          | 61,328            | 49,056                                  | 6,526            |
| 1960               | 113,392            | 220,475                    | 94                            | 333,961          | 74,168            | 57,875                                  | 7,614            |
| 1961               | 135,674            | 272,328                    | 20                            | 408,022          | 95,326            | 61,666                                  | 8,426            |
| 1962               | 151,358            | 328,261                    | 51                            | 479,670          | 123,496           | 71,084                                  | 8,723            |
| 1963               | 203,017            | 385,196                    | 157                           | 588,370          | 155,197           | 88,216                                  | 9,906            |
| 1964               | 223,991            | 378,468                    | 125                           | 602,584          | 164,141           | 96,698                                  | 11,221           |
| KENTUCKY           |                    |                            |                               |                  |                   |   |                  |
| 1945               | 179,891            | -                          | -                             | 317,472          | 7,858             | 45,543                                  | 11,638           |
| 1946               | 207,698            | 164,480                    | 20                            | 372,198          | 10,592            | 51,477                                  | 13,422           |
| 1947               | 286,345            | 99,174                     | 32                            | 385,551          | 13,097            | 47,200                                  | 17,331           |
| 1948               | 326,273            | 149,594                    | 25                            | 475,892          | 14,070            | 59,308                                  | 20,562           |
| 1949               | 361,017            | 190,103                    | 32                            | 551,152          | 16,740            | 71,517                                  | 25,377           |
| 1950               | 346,802            | 207,186                    | 102                           | 554,090          | 20,566            | 72,085                                  | 30,497           |
| 1951               | 414,591            | 145,581                    | 43                            | 560,215          | 23,629            | 66,707                                  | 37,326           |
| 1952               | 482,952            | 147,149                    | 18                            | 630,119          | 29,800            | 72,406                                  | 49,332           |
| 1953               | 458,580            | 155,593                    | 26                            | 614,199          | 31,423            | 72,418                                  | 51,881           |
| 1954               | 452,773            | 128,704                    | 106                           | 581,583          | 31,908            | 66,589                                  | 57,961           |
| 1955               | 414,875            | 107,691                    | 152                           | 522,718          | 28,575            | 60,811                                  | 57,009           |
| 1956               | 432,254            | 102,762                    | 119                           | 535,135          | 32,450            | 62,726                                  | 58,527           |
| 1957               | 436,994            | 105,063                    | 169                           | 542,226          | 35,592            | 62,888                                  | 60,835           |
| 1958               | 435,594            | 96,245                     | 131                           | 531,970          | 37,934            | 61,013                                  | 60,880           |
| 1959               | 485,843            | 110,237                    | 159                           | 596,239          | 44,717            | 68,667                                  | 68,989           |
| 1960               | 462,000            | 107,276                    | 111                           | 569,387          | 44,517            | 66,374                                  | 67,116           |
| 1961               | 456,964            | 118,470                    | 588                           | 576,022          | 47,170            | 68,391                                  | 67,465           |
| 1962               | 494,508            | 136,782                    | 236                           | 631,526          | 56,927            | 79,209                                  | 76,668           |
| 1963               | 515,013            | 140,513                    | 348                           | 655,874          | 61,654            | 82,880                                  | 81,055           |
| 1964               | 533,989            | 146,831                    | 497                           | 681,317          | 66,164            | 88,778                                  | 88,654           |



TABLE 4.--ALL FERTILIZER: CONSUMPTION BY KINDS, AND CONSUMPTION OF PRIMARY NUTRIENTS, BY STATES, 1945-64

| YEAR ENDED JUNE 30 | KIND OF FERTILIZER |                            |                               |                  | PRIMARY NUTRIENTS |   |                  |
|--------------------|--------------------|----------------------------|-------------------------------|------------------|-------------------|---|------------------|
|                    | MIXED FERTILIZER   | PRIMARY NUTRIENT MATERIALS | SECONDARY AND MICRO-NUTRIENTS | TOTAL FERTILIZER | N                 | AVAILABLE P <sub>2</sub> O <sub>5</sub> | K <sub>2</sub> O |
|                    | TONS               | TONS                       | TONS                          | TONS             | TONS              | TONS                                    | TONS             |
| TENNESSEE          |                    |                            |                               |                  |                   |   |                  |
| 1945               | 187,707            | -                          | -                             | 341,814          | 11,620            | 45,473                                  | 13,254           |
| 1946               | 223,896            | 187,110                    | 1,161                         | 412,167          | 13,892            | 55,545                                  | 16,785           |
| 1947               | 275,280            | 142,580                    | 262                           | 418,122          | 16,168            | 55,054                                  | 16,509           |
| 1948               | 343,894            | 155,920                    | 460                           | 500,274          | 16,691            | 64,903                                  | 20,792           |
| 1949               | 353,585            | 145,166                    | 297                           | 499,048          | 18,921            | 61,519                                  | 23,193           |
| 1950               | 340,553            | 165,546                    | 239                           | 506,338          | 25,963            | 61,053                                  | 26,170           |
| 1951               | 389,069            | 158,995                    | 241                           | 548,305          | 28,122            | 60,609                                  | 37,541           |
| 1952               | 443,327            | 159,337                    | 196                           | 602,860          | 40,345            | 64,553                                  | 47,973           |
| 1953               | 417,609            | 162,087                    | 215                           | 579,911          | 43,140            | 61,986                                  | 47,142           |
| 1954               | 395,132            | 128,570                    | 392                           | 524,094          | 38,744            | 55,654                                  | 46,086           |
| 1955               | 409,546            | 122,043                    | 222                           | 531,811          | 41,282            | 55,229                                  | 52,380           |
| 1956               | 410,208            | 105,702                    | 229                           | 516,139          | 45,724            | 54,886                                  | 53,089           |
| 1957               | 423,602            | 121,276                    | 235                           | 545,113          | 48,655            | 58,299                                  | 56,239           |
| 1958               | 410,013            | 103,041                    | 431                           | 513,485          | 42,907            | 55,609                                  | 53,887           |
| 1959               | 476,761            | 123,957                    | 483                           | 601,201          | 53,980            | 64,236                                  | 65,494           |
| 1960               | 490,631            | 133,004                    | 404                           | 624,039          | 61,059            | 66,280                                  | 68,356           |
| 1961               | 470,113            | 154,655                    | 89                            | 624,857          | 60,812            | 68,672                                  | 66,461           |
| 1962               | 487,523            | 154,738                    | 91                            | 642,352          | 71,843            | 66,338                                  | 69,087           |
| 1963               | 496,617            | 162,577                    | 380                           | 659,574          | 81,130            | 69,919                                  | 74,829           |
| 1964               | 531,835            | 164,596                    | 383                           | 696,814          | 89,269            | 74,335                                  | 76,156           |
| ALABAMA            |                    |                            |                               |                  |                   |   |                  |
| 1945               | 493,379            | -                          | -                             | 812,678          | 46,269            | 78,038                                  | 30,964           |
| 1946               | 524,789            | 326,764                    | 531                           | 852,084          | 41,581            | 91,630                                  | 32,374           |
| 1947               | 621,273            | 297,554                    | 463                           | 919,290          | 44,186            | 95,020                                  | 40,684           |
| 1948               | 770,262            | 323,569                    | 486                           | 1,094,317        | 58,327            | 100,201                                 | 43,315           |
| 1949               | 845,596            | 340,059                    | 375                           | 1,186,030        | 61,618            | 110,596                                 | 55,402           |
| 1950               | 759,839            | 379,414                    | 520                           | 1,139,773        | 59,236            | 108,177                                 | 53,545           |
| 1951               | 829,069            | 474,658                    | 1,333                         | 1,305,060        | 69,127            | 121,703                                 | 66,958           |
| 1952               | 870,275            | 471,849                    | 485                           | 1,342,609        | 78,753            | 120,521                                 | 75,064           |
| 1953               | 846,724            | 411,163                    | 610                           | 1,258,497        | 77,374            | 111,415                                 | 69,404           |
| 1954               | 837,533            | 344,912                    | 1,049                         | 1,183,494        | 80,634            | 101,709                                 | 70,285           |
| 1955               | 862,543            | 296,166                    | 1,097                         | 1,159,806        | 85,812            | 97,604                                  | 71,022           |
| 1956               | 805,823            | 291,731                    | 1,340                         | 1,098,894        | 82,748            | 96,036                                  | 73,664           |
| 1957               | 749,543            | 287,891                    | 1,930                         | 1,039,364        | 78,505            | 93,696                                  | 78,835           |
| 1958               | 692,449            | 252,709                    | 2,028                         | 947,186          | 72,059            | 86,546                                  | 76,957           |
| 1959               | 802,082            | 273,113                    | 4,224                         | 1,079,419        | 84,051            | 76,904                                  | 89,153           |
| 1960               | 803,967            | 265,849                    | 3,917                         | 1,073,733        | 89,440            | 99,126                                  | 93,193           |
| 1961               | 775,761            | 242,615                    | 1,670                         | 1,020,046        | 90,975            | 97,788                                  | 89,797           |
| 1962               | 757,075            | 247,592                    | 3,532                         | 1,008,199        | 95,325            | 101,790                                 | 98,478           |
| 1963               | 776,159            | 259,693                    | 5,054                         | 1,040,906        | 98,307            | 106,120                                 | 101,828          |
| 1964               | 746,128            | 265,638                    | 4,801                         | 1,016,567        | 103,432           | 101,831                                 | 99,431           |

TABLE 4.--ALL FERTILIZER: CONSUMPTION BY KINDS, AND CONSUMPTION OF PRIMARY NUTRIENTS, BY STATES, 1945-64

| YEAR ENDED JUNE 30 | KIND OF FERTILIZER |                            |                               |                  | PRIMARY NUTRIENTS |   |                  |
|--------------------|--------------------|----------------------------|-------------------------------|------------------|-------------------|---|------------------|
|                    | MIXED FERTILIZER   | PRIMARY NUTRIENT MATERIALS | SECONDARY AND MICRO-NUTRIENTS | TOTAL FERTILIZER | N                 | AVAILABLE P <sub>2</sub> O <sub>5</sub> | K <sub>2</sub> O |
|                    | TONS               | TONS                       | TONS                          | TONS             | TONS              | TONS                                    | TONS             |
| MISSISSIPPI        |                    |                            |                               |                  |                   |   |                  |
| 1945               | 215,795            | -                          | -                             | 497,011          | 47,389            | 34,682                                  | 14,993           |
| 1946               | 242,578            | 334,154                    | 2                             | 576,734          | 51,369            | 45,929                                  | 16,778           |
| 1947               | 271,568            | 270,910                    | 6                             | 542,484          | 56,268            | 42,428                                  | 17,825           |
| 1948               | 330,668            | 374,504                    | 25                            | 705,197          | 65,551            | 54,944                                  | 21,311           |
| 1949               | 370,091            | 335,485                    | 8                             | 705,584          | 80,729            | 58,284                                  | 25,666           |
| 1950               | 276,840            | 363,759                    | 8                             | 640,607          | 87,112            | 47,226                                  | 24,996           |
| 1951               | 330,335            | 462,389                    | 10                            | 792,734          | 96,368            | 55,530                                  | 35,149           |
| 1952               | 370,933            | 454,694                    | 1                             | 825,628          | 101,361           | 60,656                                  | 41,838           |
| 1953               | 335,721            | 400,896                    | 17                            | 736,634          | 103,741           | 48,822                                  | 34,781           |
| 1954               | 354,408            | 380,295                    | 25                            | 734,728          | 112,299           | 48,570                                  | 39,536           |
| 1955               | 325,882            | 395,321                    | 451                           | 721,654          | 115,293           | 44,067                                  | 37,308           |
| 1956               | 332,416            | 417,794                    | 12                            | 750,222          | 116,497           | 48,578                                  | 41,162           |
| 1957               | 301,452            | 444,987                    | 66                            | 746,505          | 124,680           | 47,569                                  | 39,943           |
| 1958               | 257,484            | 374,675                    | 55                            | 632,214          | 108,320           | 39,834                                  | 29,836           |
| 1959               | 313,918            | 387,229                    | 171                           | 701,318          | 113,975           | 48,528                                  | 39,217           |
| 1960               | 321,533            | 371,655                    | 326                           | 693,514          | 119,969           | 48,600                                  | 42,730           |
| 1961               | 317,434            | 360,807                    | 29                            | 678,270          | 118,157           | 47,211                                  | 40,252           |
| 1962               | 330,566            | 346,229                    | 85                            | 676,880          | 120,057           | 49,623                                  | 43,457           |
| 1963               | 359,295            | 334,979                    | 13                            | 694,287          | 124,646           | 53,957                                  | 50,319           |
| 1964               | 377,407            | 310,525                    | 101                           | 688,033          | 126,558           | 57,068                                  | 54,201           |
| ARKANSAS           |                    |                            |                               |                  |                   |   |                  |
| 1945               | 70,898             | -                          | -                             | 151,507          | 9,689             | 15,249                                  | 9,892            |
| 1946               | 97,413             | 89,178                     | 2                             | 186,593          | 16,220            | 15,726                                  | 10,981           |
| 1947               | 121,730            | 96,280                     | 3                             | 218,013          | 19,000            | 22,688                                  | 11,131           |
| 1948               | 124,866            | 106,596                    | 0                             | 231,462          | 20,278            | 23,333                                  | 13,069           |
| 1949               | 161,657            | 155,255                    | 2                             | 316,914          | 26,484            | 33,597                                  | 18,595           |
| 1950               | 150,819            | 167,818                    | 3                             | 318,640          | 33,728            | 30,866                                  | 20,485           |
| 1951               | 213,766            | 169,498                    | 0                             | 383,264          | 40,611            | 32,832                                  | 33,961           |
| 1952               | 188,068            | 170,672                    | 1                             | 358,741          | 38,578            | 33,214                                  | 29,698           |
| 1953               | 196,964            | 169,096                    | 6                             | 366,066          | 42,083            | 29,596                                  | 39,332           |
| 1954               | 193,797            | 176,874                    | 6                             | 370,677          | 52,102            | 27,510                                  | 41,045           |
| 1955               | 156,298            | 176,502                    | 7                             | 332,807          | 52,692            | 25,358                                  | 36,642           |
| 1956               | 175,231            | 188,087                    | 1                             | 363,319          | 61,555            | 30,548                                  | 42,397           |
| 1957               | 140,704            | 185,533                    | 1                             | 326,238          | 58,518            | 27,635                                  | 36,965           |
| 1958               | 139,876            | 150,730                    | 2                             | 290,608          | 52,621            | 26,290                                  | 33,180           |
| 1959               | 168,554            | 191,026                    | 3                             | 359,583          | 65,611            | 31,710                                  | 43,994           |
| 1960               | 173,770            | 190,830                    | 3                             | 364,603          | 66,316            | 34,103                                  | 46,332           |
| 1961               | 179,455            | 194,693                    | 152                           | 374,300          | 68,411            | 35,038                                  | 48,781           |
| 1962               | 206,360            | 199,863                    | 150                           | 406,373          | 73,409            | 40,392                                  | 52,024           |
| 1963               | 216,910            | 204,521                    | 140                           | 421,571          | 78,153            | 44,662                                  | 54,468           |
| 1964               | 232,310            | 228,607                    | 110                           | 461,027          | 89,128            | 48,309                                  | 54,680           |

TABLE 4.--ALL FERTILIZER: CONSUMPTION BY KINDS, AND CONSUMPTION OF PRIMARY NUTRIENTS, BY STATES, 1945-64

| YEAR ENDED JUNE 30 | KIND OF FERTILIZER |                            |                               |                  | PRIMARY NUTRIENTS |   |                  |
|--------------------|--------------------|----------------------------|-------------------------------|------------------|-------------------|---|------------------|
|                    | MIXED FERTILIZER   | PRIMARY NUTRIENT MATERIALS | SECONDARY AND MICRO-NUTRIENTS | TOTAL FERTILIZER | N                 | AVAILABLE P <sub>2</sub> O <sub>5</sub> | K <sub>2</sub> O |
|                    | TONS               | TONS                       | TONS                          | TONS             | TONS              | TONS                                    | TONS             |
| LOUISIANA          |                    |                            |                               |                  |                   |   |                  |
| 1945               | 102,243            | -                          | -                             | 211,356          | 18,438            | 16,775                                  | 6,215            |
| 1946               | 132,711            | 122,914                    | 30                            | 255,655          | 21,272            | 21,822                                  | 9,082            |
| 1947               | 144,627            | 109,370                    | 30                            | 254,027          | 22,210            | 25,400                                  | 7,361            |
| 1948               | 157,893            | 103,674                    | 36                            | 261,603          | 23,477            | 25,083                                  | 8,813            |
| 1949               | 151,180            | 98,614                     | 41                            | 249,835          | 22,726            | 23,752                                  | 10,271           |
| 1950               | 152,421            | 122,169                    | 0                             | 274,590          | 29,353            | 24,282                                  | 12,434           |
| 1951               | 174,460            | 150,322                    | 5                             | 324,787          | 38,319            | 28,226                                  | 16,649           |
| 1952               | 180,083            | 150,247                    | 6                             | 330,336          | 42,842            | 28,670                                  | 19,058           |
| 1953               | 180,131            | 138,161                    | 561                           | 318,853          | 41,195            | 28,135                                  | 19,982           |
| 1954               | 173,362            | 144,292                    | 512                           | 318,166          | 49,574            | 25,802                                  | 19,574           |
| 1955               | 172,131            | 148,461                    | 167                           | 320,759          | 53,501            | 25,625                                  | 19,606           |
| 1956               | 163,524            | 139,906                    | 55                            | 303,485          | 51,784            | 26,908                                  | 20,319           |
| 1957               | 154,441            | 133,975                    | 150                           | 288,566          | 53,153            | 26,169                                  | 20,064           |
| 1958               | 147,000            | 129,028                    | 63                            | 276,091          | 53,832            | 23,404                                  | 18,790           |
| 1959               | 159,964            | 130,022                    | 1,044                         | 291,030          | 55,109            | 24,945                                  | 20,266           |
| 1960               | 164,537            | 143,836                    | 1,175                         | 309,548          | 60,004            | 26,721                                  | 22,957           |
| 1961               | 169,939            | 141,442                    | 4,005                         | 315,386          | 61,637            | 27,530                                  | 24,146           |
| 1962               | 179,225            | 151,244                    | 1,249                         | 331,718          | 66,276            | 29,560                                  | 25,373           |
| 1963               | 192,213            | 160,273                    | 52                            | 352,538          | 74,280            | 31,475                                  | 27,870           |
| 1964               | 197,135            | 161,245                    | 18                            | 358,398          | 77,062            | 32,372                                  | 29,348           |
| OKLAHOMA           |                    |                            |                               |                  |                   |   |                  |
| 1945               | 11,406             | -                          | -                             | 22,581           | 527               | 2,847                                   | 537              |
| 1946               | 17,376             | 19,780                     | 1                             | 37,157           | 858               | 4,204                                   | 990              |
| 1947               | 22,501             | 34,925                     | 0                             | 57,426           | 1,447             | 5,803                                   | 964              |
| 1948               | 34,157             | 47,330                     | 60                            | 81,547           | 1,923             | 8,251                                   | 1,540            |
| 1949               | 47,684             | 54,171                     | 138                           | 101,993          | 3,321             | 12,699                                  | 2,212            |
| 1950               | 59,286             | 81,980                     | 0                             | 141,266          | 4,262             | 18,854                                  | 2,866            |
| 1951               | 66,518             | 79,680                     | 0                             | 146,198          | 5,267             | 18,808                                  | 4,260            |
| 1952               | 65,018             | 107,637                    | 0                             | 172,655          | 7,712             | 20,860                                  | 5,757            |
| 1953               | 60,440             | 86,395                     | 100                           | 146,935          | 8,761             | 20,433                                  | 5,315            |
| 1954               | 64,514             | 80,376                     | 100                           | 144,990          | 11,435            | 21,415                                  | 4,799            |
| 1955               | 69,213             | 57,702                     | 32                            | 126,947          | 11,044            | 20,850                                  | 5,093            |
| 1956               | 76,532             | 58,961                     | 11                            | 135,504          | 10,764            | 24,420                                  | 5,722            |
| 1957               | 62,001             | 46,088                     | 34                            | 108,123          | 9,968             | 20,338                                  | 4,624            |
| 1958               | 58,226             | 48,702                     | 0                             | 106,928          | 9,900             | 20,551                                  | 4,583            |
| 1959               | 71,244             | 62,654                     | 25                            | 133,923          | 13,148            | 27,763                                  | 5,937            |
| 1960               | 77,690             | 67,621                     | 32                            | 145,343          | 17,373            | 30,405                                  | 6,406            |
| 1961               | 99,045             | 84,661                     | 75                            | 183,781          | 24,239            | 38,444                                  | 8,047            |
| 1962               | 126,488            | 138,686                    | 1                             | 265,175          | 46,068            | 47,408                                  | 10,396           |
| 1963               | 158,065            | 159,140                    | 2                             | 317,207          | 61,076            | 55,830                                  | 13,535           |
| 1964               | 168,522            | 179,527                    | 107                           | 348,156          | 69,335            | 57,942                                  | 17,336           |

TABLE 4.--ALL FERTILIZER: CONSUMPTION BY KINDS, AND CONSUMPTION OF PRIMARY NUTRIENTS, BY STATES, 1945-64

| YEAR ENDED JUNE 30 | KIND OF FERTILIZER |                            |                               |                  | PRIMARY NUTRIENTS |   |                  |
|--------------------|--------------------|----------------------------|-------------------------------|------------------|-------------------|---|------------------|
|                    | MIXED FERTILIZER   | PRIMARY NUTRIENT MATERIALS | SECONDARY AND MICRO-NUTRIENTS | TOTAL FERTILIZER | N                 | AVAILABLE P <sub>2</sub> O <sub>5</sub> | K <sub>2</sub> O |
|                    | TONS               | TONS                       | TONS                          | TONS             | TONS              | TONS                                    | TONS             |
| TEXAS              |                    |                            |                               |                  |                   |   |                  |
| 1945               | 159,761            | -                          | -                             | 234,366          | 12,763            | 26,964                                  | 6,731            |
| 1946               | 181,868            | 120,376                    | 7,398                         | 309,642          | 18,210            | 39,229                                  | 8,250            |
| 1947               | 229,964            | 159,723                    | 16,212                        | 405,899          | 21,282            | 51,099                                  | 10,160           |
| 1948               | 220,867            | 226,052                    | 11,349                        | 458,268          | 19,541            | 66,310                                  | 10,279           |
| 1949               | 232,142            | 240,114                    | 7,468                         | 479,724          | 21,040            | 70,482                                  | 11,176           |
| 1950               | 252,814            | 295,969                    | 4,752                         | 553,535          | 27,337            | 87,044                                  | 13,948           |
| 1951               | 282,154            | 321,356                    | 6,099                         | 609,609          | 38,251            | 88,917                                  | 17,353           |
| 1952               | 293,481            | 313,961                    | 7,922                         | 615,364          | 53,252            | 82,974                                  | 20,439           |
| 1953               | 283,199            | 283,020                    | 4,286                         | 570,505          | 59,006            | 75,962                                  | 19,637           |
| 1954               | 281,387            | 276,983                    | 2,625                         | 560,995          | 68,669            | 70,142                                  | 19,623           |
| 1955               | 310,540            | 275,351                    | 448                           | 586,339          | 75,333            | 81,601                                  | 22,222           |
| 1956               | 287,802            | 276,213                    | 2,488                         | 566,503          | 87,711            | 82,207                                  | 21,937           |
| 1957               | 275,328            | 317,210                    | 2,853                         | 595,391          | 109,398           | 87,719                                  | 22,740           |
| 1958               | 286,325            | 376,457                    | 5,010                         | 667,792          | 144,523           | 84,756                                  | 24,612           |
| 1959               | 291,554            | 370,990                    | 2,832                         | 665,376          | 148,692           | 88,312                                  | 26,302           |
| 1960               | 298,083            | 408,519                    | 2,289                         | 708,891          | 170,975           | 95,488                                  | 26,500           |
| 1961               | 314,136            | 451,067                    | 2,143                         | 767,346          | 186,060           | 101,252                                 | 26,845           |
| 1962               | 421,254            | 606,714                    | 4,871                         | 1,032,839        | 256,640           | 141,087                                 | 34,981           |
| 1963               | 486,509            | 747,566                    | 4,385                         | 1,238,460        | 327,636           | 162,954                                 | 43,970           |
| 1964               | 540,561            | 793,408                    | 4,400                         | 1,338,369        | 352,438           | 173,734                                 | 45,063           |
| MONTANA            |                    |                            |                               |                  |                   |   |                  |
| 1945               | 1,211              | -                          | -                             | 9,243            | 210               | 3,625                                   | 2                |
| 1946               | 1,391              | 8,450                      | 0                             | 9,821            | 311               | 3,471                                   | 36               |
| 1947               | 2,101              | 9,394                      | 350                           | 11,845           | 595               | 3,778                                   | 28               |
| 1948               | 3,562              | 8,068                      | 913                           | 12,543           | 583               | 3,563                                   | 74               |
| 1949               | 2,882              | 5,464                      | 938                           | 9,284            | 380               | 2,737                                   | 38               |
| 1950               | 2,149              | 8,418                      | 390                           | 10,957           | 267               | 3,950                                   | 50               |
| 1951               | 2,265              | 17,929                     | 651                           | 20,845           | 2,018             | 5,328                                   | 26               |
| 1952               | 3,279              | 19,502                     | 462                           | 23,243           | 2,262             | 5,967                                   | 51               |
| 1953               | 3,919              | 21,534                     | 570                           | 26,023           | 2,599             | 6,689                                   | 49               |
| 1954               | 4,234              | 24,184                     | 684                           | 29,102           | 3,141             | 8,027                                   | 49               |
| 1955               | 3,008              | 20,253                     | 425                           | 23,686           | 2,201             | 7,275                                   | 52               |
| 1956               | 3,657              | 28,122                     | 1,189                         | 32,968           | 3,523             | 9,304                                   | 74               |
| 1957               | 3,907              | 39,596                     | 417                           | 43,920           | 5,909             | 12,176                                  | 78               |
| 1958               | 4,444              | 33,327                     | 443                           | 38,214           | 4,458             | 11,964                                  | 93               |
| 1959               | 3,159              | 37,608                     | 469                           | 41,236           | 5,085             | 12,741                                  | 164              |
| 1960               | 3,998              | 40,302                     | 428                           | 44,728           | 6,319             | 13,537                                  | 98               |
| 1961               | 5,417              | 45,801                     | 1,124                         | 52,342           | 8,282             | 14,988                                  | 215              |
| 1962               | 5,883              | 44,125                     | 804                           | 50,812           | 7,401             | 14,406                                  | 81               |
| 1963               | 12,412             | 52,183                     | 543                           | 65,138           | 9,171             | 19,858                                  | 303              |
| 1964               | 18,299             | 50,145                     | 708                           | 69,152           | 9,533             | 21,477                                  | 255              |

TABLE 4.--ALL FERTILIZER: CONSUMPTION BY KINDS, AND CONSUMPTION OF PRIMARY NUTRIENTS, BY STATES, 1945-64

| YEAR ENDED JUNE 30 | KIND OF FERTILIZER |                            |                               |                  | PRIMARY NUTRIENTS |   |                  |
|--------------------|--------------------|----------------------------|-------------------------------|------------------|-------------------|---|------------------|
|                    | MIXED FERTILIZER   | PRIMARY NUTRIENT MATERIALS | SECONDARY AND MICRO-NUTRIENTS | TOTAL FERTILIZER | N                 | AVAILABLE P <sub>2</sub> O <sub>5</sub> | K <sub>2</sub> O |
|                    | TONS               | TONS                       | TONS                          | TONS             | TONS              | TONS                                    | TONS             |
| IDAHO              |                    |                            |                               |                  |                   |   |                  |
| 1945               | 5,591              | -                          | -                             | 44,512           | 1,336             | 9,325                                   | 416              |
| 1946               | 5,952              | 36,675                     | 6,224                         | 48,851           | 1,879             | 8,781                                   | 928              |
| 1947               | 8,414              | 43,770                     | 5,661                         | 57,845           | 2,658             | 9,473                                   | 748              |
| 1948               | 9,962              | 45,971                     | 2,777                         | 58,710           | 2,846             | 12,211                                  | 494              |
| 1949               | 11,488             | 30,694                     | 3,597                         | 45,779           | 2,501             | 8,017                                   | 285              |
| 1950               | 7,505              | 40,346                     | 3,794                         | 51,645           | 3,824             | 9,568                                   | 232              |
| 1951               | 7,428              | 37,400                     | 2,463                         | 47,291           | 3,347             | 9,186                                   | 252              |
| 1952               | 11,617             | 57,273                     | 4,342                         | 73,232           | 6,937             | 12,517                                  | 200              |
| 1953               | 14,435             | 54,937                     | 4,719                         | 74,091           | 9,460             | 9,863                                   | 297              |
| 1954               | 6,786              | 77,670                     | 5,538                         | 89,994           | 12,494            | 14,996                                  | 191              |
| 1955               | 5,422              | 96,636                     | 4,355                         | 106,413          | 19,129            | 12,072                                  | 182              |
| 1956               | 4,777              | 53,438                     | 6,204                         | 64,419           | 11,081            | 10,602                                  | 223              |
| 1957               | 7,982              | 67,845                     | 9,566                         | 85,393           | 14,392            | 12,872                                  | 348              |
| 1958               | 8,201              | 93,253                     | 6,579                         | 108,033          | 21,987            | 13,985                                  | 821              |
| 1959               | 13,574             | 112,805                    | 8,473                         | 134,852          | 25,933            | 18,711                                  | 621              |
| 1960               | 19,073             | 118,541                    | 11,899                        | 149,513          | 28,785            | 24,441                                  | 298              |
| 1961               | 34,279             | 140,127                    | 5,612                         | 180,018          | 37,345            | 27,885                                  | 941              |
| 1962               | 32,188             | 129,545                    | 12,566                        | 174,299          | 36,578            | 23,475                                  | 756              |
| 1963               | 29,432             | 141,315                    | 9,331                         | 180,078          | 39,529            | 24,053                                  | 789              |
| 1964               | 42,495             | 182,177                    | 9,379                         | 234,051          | 49,807            | 35,396                                  | 1,518            |
| WYOMING            |                    |                            |                               |                  |                   |   |                  |
| 1945               | 77                 | -                          | -                             | 3,889            | 8                 | 1,241                                   | 1                |
| 1946               | 263                | 3,636                      | 960                           | 4,859            | 26                | 1,272                                   | 10               |
| 1947               | 322                | 4,294                      | 597                           | 5,213            | 157               | 1,442                                   | 2                |
| 1948               | 555                | 4,980                      | 2,700                         | 8,235            | 262               | 1,420                                   | 18               |
| 1949               | 996                | 3,694                      | 407                           | 5,097            | 179               | 1,339                                   | 28               |
| 1950               | 1,432              | 4,194                      | 202                           | 5,828            | 265               | 1,863                                   | 50               |
| 1951               | 753                | 5,471                      | 80                            | 6,304            | 190               | 2,040                                   | 38               |
| 1952               | 671                | 6,010                      | 75                            | 6,756            | 228               | 2,162                                   | 19               |
| 1953               | 3,015              | 8,509                      | 320                           | 11,844           | 1,159             | 2,969                                   | 54               |
| 1954               | 2,379              | 7,772                      | 1,081                         | 11,232           | 1,097             | 3,011                                   | 44               |
| 1955               | 2,006              | 8,358                      | 731                           | 11,095           | 997               | 3,405                                   | 72               |
| 1956               | 1,839              | 9,379                      | 661                           | 11,879           | 1,686             | 3,414                                   | 50               |
| 1957               | 1,268              | 9,175                      | 0                             | 10,443           | 2,007             | 2,863                                   | 51               |
| 1958               | 1,370              | 11,504                     | 0                             | 12,874           | 2,811             | 3,020                                   | 32               |
| 1959               | 1,478              | 14,051                     | 402                           | 15,931           | 3,281             | 3,592                                   | 60               |
| 1960               | 1,125              | 16,670                     | 384                           | 18,179           | 3,773             | 4,321                                   | 30               |
| 1961               | 1,153              | 13,326                     | 0                             | 14,479           | 3,542             | 3,396                                   | 32               |
| 1962               | 1,150              | 14,404                     | 11                            | 15,565           | 3,599             | 3,652                                   | 39               |
| 1963               | 3,534              | 18,385                     | 5                             | 21,924           | 5,586             | 4,728                                   | 87               |
| 1964               | 5,854              | 19,311                     | 6                             | 25,171           | 5,719             | 5,310                                   | 87               |

TABLE 4.--ALL FERTILIZER: CONSUMPTION BY KINDS, AND CONSUMPTION OF PRIMARY NUTRIENTS, BY STATES, 1945-64

| YEAR ENDED JUNE 30 | KIND OF FERTILIZER |                            |                               |                  | PRIMARY NUTRIENTS |   |                  |
|--------------------|--------------------|----------------------------|-------------------------------|------------------|-------------------|---|------------------|
|                    | MIXED FERTILIZER   | PRIMARY NUTRIENT MATERIALS | SECONDARY AND MICRO-NUTRIENTS | TOTAL FERTILIZER | N                 | AVAILABLE P <sub>2</sub> O <sub>5</sub> | K <sub>2</sub> O |
|                    | TONS               | TONS                       | TONS                          | TONS             | TONS              | TONS                                    | TONS             |
| COLORADO           |                    |                            |                               |                  |                   |   |                  |
| 1945               | 3,576              | -                          | -                             | 16,691           | 278               | 4,781                                   | 148              |
| 1946               | 5,289              | 18,852                     | 1,854                         | 25,995           | 2,292             | 4,771                                   | 314              |
| 1947               | 6,418              | 18,720                     | 1,667                         | 26,805           | 1,796             | 5,959                                   | 375              |
| 1948               | 10,652             | 20,649                     | 1,573                         | 32,874           | 2,142             | 6,775                                   | 1,043            |
| 1949               | 17,304             | 16,730                     | 1,745                         | 35,779           | 2,571             | 7,807                                   | 1,167            |
| 1950               | 17,594             | 21,107                     | 442                           | 39,143           | 3,416             | 9,048                                   | 1,282            |
| 1951               | 18,974             | 31,372                     | 435                           | 50,781           | 6,760             | 11,050                                  | 1,159            |
| 1952               | 20,583             | 26,600                     | 348                           | 47,531           | 6,354             | 10,359                                  | 1,237            |
| 1953               | 18,868             | 29,060                     | 622                           | 48,550           | 5,762             | 10,973                                  | 900              |
| 1954               | 14,690             | 31,785                     | 1,299                         | 47,774           | 7,005             | 11,719                                  | 680              |
| 1955               | 13,453             | 34,701                     | 578                           | 48,732           | 7,468             | 11,144                                  | 899              |
| 1956               | 12,041             | 41,323                     | 186                           | 53,550           | 9,375             | 11,329                                  | 1,166            |
| 1957               | 10,725             | 47,954                     | 498                           | 59,177           | 11,533            | 12,509                                  | 1,237            |
| 1958               | 13,643             | 65,037                     | 2,909                         | 81,589           | 18,235            | 14,350                                  | 1,415            |
| 1959               | 14,196             | 71,572                     | 3,290                         | 89,058           | 20,202            | 15,344                                  | 1,505            |
| 1960               | 18,933             | 75,909                     | 1,418                         | 96,260           | 23,510            | 17,477                                  | 1,596            |
| 1961               | 21,489             | 106,051                    | 2,001                         | 129,541          | 23,732            | 21,500                                  | 2,099            |
| 1962               | 25,461             | 121,297                    | 1,594                         | 148,352          | 31,468            | 22,666                                  | 2,085            |
| 1963               | 35,790             | 110,374                    | 1,042                         | 147,206          | 29,458            | 24,664                                  | 2,620            |
| 1964               | 39,770             | 125,530                    | 660                           | 165,960          | 38,672            | 27,046                                  | 2,870            |
| NEW MEXICO         |                    |                            |                               |                  |                   |   |                  |
| 1945               | 1,279              | -                          | -                             | 12,913           | 64                | 3,067                                   | 61               |
| 1946               | 1,300              | 8,979                      | 0                             | 10,279           | 416               | 3,013                                   | 36               |
| 1947               | 2,508              | 11,167                     | 0                             | 13,675           | 1,032             | 3,499                                   | 47               |
| 1948               | 991                | 10,669                     | 806                           | 12,466           | 884               | 2,218                                   | 34               |
| 1949               | 1,166              | 12,832                     | 150                           | 14,148           | 1,189             | 3,442                                   | 105              |
| 1950               | 689                | 18,552                     | 0                             | 19,241           | 2,631             | 4,781                                   | 61               |
| 1951               | 1,895              | 19,552                     | 302                           | 21,749           | 2,357             | 5,188                                   | 104              |
| 1952               | 1,520              | 17,560                     | 0                             | 19,080           | 2,085             | 4,951                                   | 49               |
| 1953               | 2,549              | 24,942                     | 300                           | 27,791           | 4,408             | 6,188                                   | 62               |
| 1954               | 2,147              | 20,200                     | 15                            | 22,362           | 4,086             | 4,567                                   | 54               |
| 1955               | 2,130              | 30,454                     | 0                             | 32,584           | 6,146             | 7,422                                   | 94               |
| 1956               | 1,831              | 27,159                     | 0                             | 28,990           | 6,063             | 6,419                                   | 93               |
| 1957               | 1,580              | 36,034                     | 30                            | 37,644           | 8,057             | 7,768                                   | 164              |
| 1958               | 2,718              | 37,176                     | 42                            | 39,936           | 8,551             | 7,559                                   | 202              |
| 1959               | 2,821              | 38,038                     | 252                           | 41,111           | 7,871             | 8,308                                   | 145              |
| 1960               | 4,011              | 41,796                     | 347                           | 46,154           | 10,163            | 8,474                                   | 288              |
| 1961               | 4,419              | 45,006                     | 3                             | 49,428           | 12,078            | 8,693                                   | 234              |
| 1962               | 10,920             | 51,915                     | 9                             | 62,844           | 14,663            | 11,458                                  | 572              |
| 1963               | 11,072             | 48,111                     | 37                            | 59,220           | 15,115            | 10,515                                  | 511              |
| 1964               | 10,124             | 49,544                     | 21                            | 59,689           | 14,057            | 11,917                                  | 399              |

TABLE 4.--ALL FERTILIZER: CONSUMPTION BY KINDS, AND CONSUMPTION OF PRIMARY NUTRIENTS, BY STATES, 1945-64

| YEAR ENDED JUNE 30 | KIND OF FERTILIZER |                            |                               |                  | PRIMARY NUTRIENTS |   |                  |
|--------------------|--------------------|----------------------------|-------------------------------|------------------|-------------------|---|------------------|
|                    | MIXED FERTILIZER   | PRIMARY NUTRIENT MATERIALS | SECONDARY AND MICRO-NUTRIENTS | TOTAL FERTILIZER | N                 | AVAILABLE P <sub>2</sub> O <sub>5</sub> | K <sub>2</sub> O |
|                    | TONS               | TONS                       | TONS                          | TONS             | TONS              | TONS                                    | TONS             |
| ARIZONA            |                    |                            |                               |                  |                   |   |                  |
| 1945               | 6,263              | -                          | -                             | 35,479           | 2,397             | 3,346                                   | 345              |
| 1946               | 10,688             | 14,992                     | 6,484                         | 32,164           | 3,098             | 3,851                                   | 45               |
| 1947               | 10,815             | 46,679                     | 3,714                         | 61,208           | 7,065             | 5,454                                   | 460              |
| 1948               | 13,451             | 62,048                     | 3,169                         | 78,668           | 7,946             | 7,867                                   | 481              |
| 1949               | 17,228             | 34,195                     | 10,515                        | 61,938           | 6,389             | 8,069                                   | 655              |
| 1950               | 17,411             | 35,827                     | 8,436                         | 61,674           | 10,245            | 7,010                                   | 467              |
| 1951               | 27,662             | 73,726                     | 2,792                         | 104,180          | 22,349            | 11,174                                  | 631              |
| 1952               | 24,343             | 84,867                     | 7,297                         | 116,507          | 25,030            | 11,604                                  | 572              |
| 1953               | 24,502             | 94,951                     | 12,296                        | 131,749          | 29,527            | 11,608                                  | 704              |
| 1954               | 21,462             | 112,898                    | 20,841                        | 155,201          | 32,495            | 12,338                                  | 956              |
| 1955               | 20,949             | 131,330                    | 19,656                        | 171,935          | 34,498            | 13,738                                  | 1,191            |
| 1956               | 16,612             | 126,389                    | 10,563                        | 153,564          | 35,997            | 13,677                                  | 1,266            |
| 1957               | 24,636             | 143,116                    | 10,351                        | 178,103          | 41,794            | 15,520                                  | 1,539            |
| 1958               | 32,566             | 155,886                    | 20,484                        | 208,936          | 48,440            | 20,160                                  | 1,831            |
| 1959               | 29,236             | 150,100                    | 16,643                        | 195,979          | 49,438            | 19,261                                  | 1,837            |
| 1960               | 34,844             | 136,948                    | 13,814                        | 185,606          | 45,539            | 21,552                                  | 2,038            |
| 1961               | 32,065             | 161,009                    | 15,081                        | 208,155          | 55,242            | 20,992                                  | 2,273            |
| 1962               | 31,048             | 160,628                    | 21,764                        | 213,440          | 57,723            | 19,969                                  | 1,515            |
| 1963               | 36,114             | 169,133                    | 28,108                        | 233,355          | 61,420            | 23,895                                  | 1,633            |
| 1964               | 34,156             | 175,474                    | 29,771                        | 239,401          | 63,806            | 24,511                                  | 1,484            |
| UTAH               |                    |                            |                               |                  |                   |   |                  |
| 1945               | 585                | -                          | -                             | 12,650           | 374               | 3,277                                   | 40               |
| 1946               | 1,755              | 9,422                      | 0                             | 11,177           | 365               | 2,869                                   | 76               |
| 1947               | 3,491              | 15,722                     | 0                             | 19,213           | 1,629             | 3,604                                   | 74               |
| 1948               | 4,030              | 13,329                     | 150                           | 17,509           | 1,321             | 3,417                                   | 84               |
| 1949               | 2,011              | 8,337                      | 661                           | 11,009           | 778               | 1,847                                   | 58               |
| 1950               | 2,246              | 13,011                     | 500                           | 15,757           | 1,451             | 2,831                                   | 90               |
| 1951               | 2,330              | 25,922                     | 361                           | 28,613           | 4,027             | 3,472                                   | 189              |
| 1952               | 2,579              | 27,624                     | 430                           | 30,633           | 4,250             | 3,769                                   | 235              |
| 1953               | 3,313              | 28,251                     | 399                           | 31,963           | 5,022             | 3,341                                   | 158              |
| 1954               | 3,621              | 24,483                     | 313                           | 28,417           | 4,580             | 3,960                                   | 134              |
| 1955               | 3,645              | 23,967                     | 251                           | 27,863           | 4,899             | 4,457                                   | 159              |
| 1956               | 4,337              | 26,410                     | 237                           | 30,984           | 6,017             | 4,901                                   | 186              |
| 1957               | 4,924              | 27,240                     | 153                           | 32,317           | 5,194             | 5,696                                   | 224              |
| 1958               | 4,324              | 35,093                     | 292                           | 39,709           | 7,592             | 6,547                                   | 238              |
| 1959               | 6,743              | 30,109                     | 401                           | 37,253           | 6,914             | 5,877                                   | 242              |
| 1960               | 8,100              | 34,153                     | 101                           | 42,354           | 7,470             | 6,564                                   | 270              |
| 1961               | 8,405              | 36,031                     | 235                           | 44,671           | 8,146             | 6,436                                   | 259              |
| 1962               | 9,680              | 32,361                     | 301                           | 42,342           | 7,455             | 6,677                                   | 292              |
| 1963               | 9,439              | 27,857                     | 368                           | 37,664           | 9,753             | 4,562                                   | 336              |
| 1964               | 8,448              | 37,732                     | 467                           | 46,647           | 9,623             | 6,663                                   | 245              |

TABLE 4.—ALL FERTILIZER: CONSUMPTION BY KINDS, AND CONSUMPTION OF PRIMARY NUTRIENTS, BY STATES, 1945-64

| YEAR ENDED JUNE 30 | KIND OF FERTILIZER |                            |                               |                  | PRIMARY NUTRIENTS |   |                  |
|--------------------|--------------------|----------------------------|-------------------------------|------------------|-------------------|---|------------------|
|                    | MIXED FERTILIZER   | PRIMARY NUTRIENT MATERIALS | SECONDARY AND MICRO-NUTRIENTS | TOTAL FERTILIZER | N                 | AVAILABLE P <sub>2</sub> O <sub>5</sub> | K <sub>2</sub> O |
|                    | TONS               | TONS                       | TONS                          | TONS             | TONS              | TONS                                    | TONS             |
| NEVADA             |                    |                            |                               |                  |                   |   |                  |
| 1945               | 425                | -                          | -                             | 453              | 39                | 68                                      | 14               |
| 1946               | 81                 | 243                        | 40                            | 364              | 13                | 104                                     | 3                |
| 1947               | 276                | 446                        | 1                             | 723              | 40                | 162                                     | 11               |
| 1948               | 216                | 641                        | 136                           | 993              | 34                | 194                                     | 15               |
| 1949               | 185                | 538                        | 4                             | 727              | 20                | 186                                     | 4                |
| 1950               | 329                | 462                        | 333                           | 1,124            | 26                | 224                                     | 12               |
| 1951               | 773                | 1,897                      | 1,099                         | 3,769            | 222               | 508                                     | 28               |
| 1952               | 641                | 2,302                      | 2,769                         | 5,712            | 194               | 593                                     | 27               |
| 1953               | 710                | 2,914                      | 7,399                         | 11,023           | 409               | 632                                     | 37               |
| 1954               | 873                | 2,541                      | 5,741                         | 9,155            | 414               | 546                                     | 40               |
| 1955               | 686                | 1,118                      | 1,377                         | 3,181            | 175               | 328                                     | 23               |
| 1956               | 1,007              | 2,178                      | 1,097                         | 4,282            | 404               | 425                                     | 46               |
| 1957               | 1,368              | 2,977                      | 2,760                         | 7,105            | 672               | 455                                     | 68               |
| 1958               | 1,884              | 3,914                      | 15,961                        | 21,759           | 926               | 924                                     | 74               |
| 1959               | 2,317              | 3,184                      | 385                           | 5,886            | 986               | 783                                     | 72               |
| 1960               | 2,022              | 3,263                      | 300                           | 5,585            | 1,182             | 700                                     | 92               |
| 1961               | 2,292              | 4,617                      | 1,149                         | 8,058            | 1,381             | 888                                     | 87               |
| 1962               | 1,485              | 5,636                      | 1,325                         | 8,446            | 1,719             | 908                                     | 58               |
| 1963               | 1,534              | 6,048                      | 1,531                         | 9,113            | 1,747             | 1,108                                   | 65               |
| 1964               | 2,061              | 5,976                      | 4,129                         | 12,166           | 1,772             | 1,249                                   | 79               |
| WASHINGTON         |                    |                            |                               |                  |                   |   |                  |
| 1945               | 30,318             | -                          | -                             | 76,467           | 5,245             | 10,944                                  | 2,865            |
| 1946               | 43,376             | 45,119                     | 9,620                         | 98,115           | 7,029             | 10,579                                  | 3,444            |
| 1947               | 42,051             | 59,369                     | 3,068                         | 104,488          | 8,142             | 12,412                                  | 3,231            |
| 1948               | 31,580             | 43,268                     | 7,729                         | 82,577           | 6,404             | 8,839                                   | 3,864            |
| 1949               | 28,009             | 45,809                     | 6,525                         | 80,343           | 6,578             | 9,168                                   | 3,264            |
| 1950               | 26,904             | 52,024                     | 2,454                         | 81,382           | 7,697             | 9,047                                   | 4,147            |
| 1951               | 29,232             | 53,399                     | 3,616                         | 86,247           | 11,907            | 9,417                                   | 3,970            |
| 1952               | 26,722             | 61,939                     | 2,987                         | 91,648           | 15,815            | 9,215                                   | 3,764            |
| 1953               | 30,245             | 88,301                     | 5,828                         | 124,374          | 25,363            | 10,827                                  | 4,726            |
| 1954               | 29,630             | 125,272                    | 46,369                        | 201,271          | 36,243            | 13,704                                  | 4,709            |
| 1955               | 35,083             | 150,002                    | 13,731                        | 198,816          | 44,135            | 14,037                                  | 5,033            |
| 1956               | 35,954             | 121,470                    | 12,415                        | 169,839          | 37,998            | 13,612                                  | 5,640            |
| 1957               | 36,881             | 132,462                    | 15,232                        | 184,575          | 43,941            | 11,696                                  | 5,020            |
| 1958               | 45,125             | 194,580                    | 8,034                         | 247,739          | 66,329            | 17,376                                  | 6,326            |
| 1959               | 46,375             | 188,944                    | 7,758                         | 243,077          | 64,739            | 17,628                                  | 7,068            |
| 1960               | 51,440             | 216,829                    | 8,217                         | 276,486          | 75,476            | 19,667                                  | 6,839            |
| 1961               | 55,621             | 193,110                    | 14,727                        | 263,458          | 64,198            | 21,599                                  | 5,861            |
| 1962               | 92,258             | 254,165                    | 25,834                        | 372,257          | 84,333            | 29,323                                  | 13,255           |
| 1963               | 65,573             | 297,193                    | 24,227                        | 386,993          | 99,530            | 29,389                                  | 9,490            |
| 1964               | 72,865             | 303,664                    | 15,009                        | 391,538          | 103,047           | 33,967                                  | 9,404            |



TABLE 4.--ALL FERTILIZER: CONSUMPTION BY KINDS, AND CONSUMPTION OF PRIMARY NUTRIENTS, BY STATES, 1945-64

| YEAR ENDED JUNE 30 | KIND OF FERTILIZER |                            |                               |                  | PRIMARY NUTRIENTS |   |                  |
|--------------------|--------------------|----------------------------|-------------------------------|------------------|-------------------|---|------------------|
|                    | MIXED FERTILIZER   | PRIMARY NUTRIENT MATERIALS | SECONDARY AND MICRO-NUTRIENTS | TOTAL FERTILIZER | N                 | AVAILABLE P <sub>2</sub> O <sub>5</sub> | K <sub>2</sub> O |
|                    | TONS               | TONS                       | TONS                          | TONS             | TONS              | TONS                                    | TONS             |
| OREGON             |                    |                            |                               |                  |                   |   |                  |
| 1945               | 16,932             | -                          | -                             | 50,104           | 3,613             | 7,080                                   | 1,570            |
| 1946               | 27,337             | 43,077                     | 3,854                         | 74,268           | 5,668             | 8,928                                   | 2,195            |
| 1947               | 32,373             | 58,315                     | 7,410                         | 98,098           | 9,671             | 8,711                                   | 2,895            |
| 1948               | 26,056             | 56,995                     | 3,526                         | 86,577           | 7,036             | 10,454                                  | 2,744            |
| 1949               | 21,665             | 48,231                     | 5,367                         | 75,263           | 7,236             | 10,410                                  | 2,912            |
| 1950               | 24,719             | 66,362                     | 5,780                         | 96,861           | 11,778            | 11,924                                  | 3,389            |
| 1951               | 24,175             | 95,839                     | 4,501                         | 124,515          | 17,285            | 13,540                                  | 3,107            |
| 1952               | 20,298             | 86,677                     | 13,333                        | 120,308          | 17,250            | 11,295                                  | 2,648            |
| 1953               | 19,430             | 115,097                    | 13,442                        | 147,969          | 24,427            | 11,305                                  | 2,428            |
| 1954               | 21,979             | 110,723                    | 14,698                        | 147,400          | 25,640            | 12,334                                  | 3,028            |
| 1955               | 22,295             | 132,677                    | 17,276                        | 172,248          | 32,056            | 13,178                                  | 3,108            |
| 1956               | 26,450             | 127,532                    | 15,961                        | 169,943          | 31,131            | 12,811                                  | 4,345            |
| 1957               | 29,511             | 171,674                    | 16,884                        | 218,069          | 42,203            | 14,856                                  | 3,725            |
| 1958               | 28,171             | 150,634                    | 13,339                        | 192,144          | 39,505            | 12,606                                  | 3,551            |
| 1959               | 31,096             | 158,535                    | 10,698                        | 200,329          | 41,689            | 13,887                                  | 3,843            |
| 1960               | 29,550             | 157,680                    | 11,463                        | 198,693          | 38,103            | 17,381                                  | 4,210            |
| 1961               | 49,658             | 178,395                    | 12,686                        | 240,699          | 45,447            | 19,518                                  | 7,213            |
| 1962               | 51,009             | 181,936                    | 16,771                        | 249,716          | 47,441            | 20,169                                  | 6,855            |
| 1963               | 46,730             | 209,985                    | 11,737                        | 268,452          | 53,963            | 21,446                                  | 7,064            |
| 1964               | 45,077             | 222,049                    | 18,023                        | 285,149          | 55,350            | 22,634                                  | 8,251            |
| CALIFORNIA         |                    |                            |                               |                  |                   |   |                  |
| 1945               | 222,538            | -                          | -                             | 943,535          | 58,243            | 42,480                                  | 16,056           |
| 1946               | 271,677            | 323,456                    | 422,759                       | 1,017,892        | 82,515            | 43,319                                  | 20,302           |
| 1947               | 269,378            | 445,280                    | 506,220                       | 1,220,878        | 98,325            | 62,723                                  | 14,786           |
| 1948               | 223,748            | 435,971                    | 505,460                       | 1,165,179        | 96,489            | 55,216                                  | 14,439           |
| 1949               | 195,103            | 497,715                    | 379,428                       | 1,072,246        | 91,043            | 54,583                                  | 15,773           |
| 1950               | 164,032            | 533,011                    | 339,258                       | 1,036,301        | 103,876           | 54,247                                  | 14,978           |
| 1951               | 219,807            | 688,243                    | 540,525                       | 1,448,575        | 142,063           | 66,270                                  | 18,170           |
| 1952               | 214,353            | 747,783                    | 664,965                       | 1,627,101        | 152,742           | 67,030                                  | 18,274           |
| 1953               | 249,592            | 755,292                    | 746,860                       | 1,751,744        | 157,592           | 72,548                                  | 20,687           |
| 1954               | 221,264            | 867,874                    | 436,828                       | 1,525,966        | 172,965           | 65,715                                  | 20,300           |
| 1955               | 240,261            | 957,867                    | 635,685                       | 1,833,813        | 188,630           | 69,967                                  | 22,651           |
| 1956               | 246,494            | 1,038,413                  | 628,696                       | 1,913,603        | 208,378           | 77,909                                  | 23,345           |
| 1957               | 281,746            | 1,085,875                  | 760,517                       | 2,128,138        | 223,268           | 80,356                                  | 26,790           |
| 1958               | 302,322            | 1,118,638                  | 752,602                       | 2,173,562        | 238,586           | 85,920                                  | 30,856           |
| 1959               | 334,673            | 1,223,945                  | 1,030,645                     | 2,589,263        | 266,352           | 94,067                                  | 33,110           |
| 1960               | 336,934            | 1,233,860                  | 1,197,247                     | 2,768,041        | 268,487           | 105,194                                 | 36,078           |
| 1961               | 355,168            | 1,250,762                  | 1,015,490                     | 2,621,420        | 283,085           | 105,303                                 | 30,141           |
| 1962               | 367,939            | 1,242,837                  | 1,064,584                     | 2,675,360        | 290,160           | 106,099                                 | 31,612           |
| 1963               | 377,052            | 1,348,373                  | 1,227,428                     | 2,952,853        | 314,105           | 107,846                                 | 35,443           |
| 1964               | 427,740            | 1,473,513                  | 1,237,369                     | 3,138,622        | 345,741           | 120,238                                 | 32,007           |

TABLE 4.--ALL FERTILIZER: CONSUMPTION BY KINDS, AND CONSUMPTION OF PRIMARY NUTRIENTS, BY STATES, 1945-64

| YEAR ENDED JUNE 30 | KIND OF FERTILIZER |                            |                               |                  | PRIMARY NUTRIENTS |   |                  |
|--------------------|--------------------|----------------------------|-------------------------------|------------------|-------------------|---|------------------|
|                    | MIXED FERTILIZER   | PRIMARY NUTRIENT MATERIALS | SECONDARY AND MICRO-NUTRIENTS | TOTAL FERTILIZER | N                 | AVAILABLE P <sub>2</sub> O <sub>5</sub> | K <sub>2</sub> O |
|                    | TONS               | TONS                       | TONS                          | TONS             | TONS              | TONS                                    | TONS             |
| ALASKA             |                    |                            |                               |                  |                   |   |                  |
| 1945               | -                  | -                          | -                             | -                | -                 | -                                       | -                |
| 1946               | 220                | 110                        | 0                             | 330              | 12                | 78                                      | 20               |
| 1947               | -                  | -                          | -                             | <u>1/</u> 466    | <u>2/</u>         | <u>2/</u>                               | <u>2/</u>        |
| 1948               | -                  | -                          | -                             | <u>1/</u> 591    | <u>2/</u>         | <u>2/</u>                               | <u>2/</u>        |
| 1949               | 90                 | -                          | -                             | -                | <u>2/</u>         | <u>3/</u>                               | <u>3/</u>        |
| 1950               | -                  | -                          | -                             | -                | -                 | -                                       | -                |
| 1951               | 107                | 409                        | 0                             | 516              | 60                | 113                                     | 45               |
| 1952               | 117                | 446                        | 0                             | 563              | 65                | 122                                     | 48               |
| 1953               | 136                | 517                        | 0                             | 653              | 74                | 143                                     | 56               |
| 1954               | -                  | -                          | -                             | -                | -                 | -                                       | -                |
| 1955               | -                  | -                          | -                             | -                | -                 | -                                       | -                |
| 1956               | -                  | -                          | -                             | -                | -                 | -                                       | -                |
| 1957               | -                  | -                          | -                             | -                | -                 | -                                       | -                |
| 1958               | -                  | -                          | -                             | -                | -                 | -                                       | -                |
| 1959               | -                  | -                          | -                             | -                | -                 | -                                       | -                |
| 1960               | 1,850              | 2,458                      | 11                            | 4,319            | 818               | 671                                     | 386              |
| 1961               | 1,712              | 2,751                      | 35                            | 4,498            | 967               | 570                                     | 299              |
| 1962               | 2,040              | 2,928                      | 51                            | 5,019            | 1,025             | 785                                     | 392              |
| 1963               | 2,720              | 3,553                      | 0                             | 6,273            | 1,356             | 994                                     | 470              |
| 1964               | 3,136              | 978                        | 0                             | 4,114            | 585               | 855                                     | 502              |
| HAWAII             |                    |                            |                               |                  |                   |   |                  |
| 1945               | 38,202             | -                          | -                             | 90,550           | 14,269            | 5,321                                   | 9,458            |
| 1946               | 44,221             | 66,979                     | 0                             | 111,200          | 16,494            | 5,184                                   | 11,169           |
| 1947               | 36,389             | 52,860                     | 2                             | 89,251           | 13,088            | 4,549                                   | 10,590           |
| 1948               | 34,298             | 64,644                     | 186                           | 99,128           | 15,041            | 5,890                                   | 10,663           |
| 1949               | 36,949             | 69,459                     | 10                            | 106,418          | 16,418            | 7,122                                   | 10,785           |
| 1950               | 39,918             | 75,247                     | 125                           | 115,290          | 20,412            | 7,556                                   | 12,725           |
| 1951               | 53,612             | 72,752                     | 91                            | 126,455          | 19,747            | 7,603                                   | 14,354           |
| 1952               | 55,535             | 60,042                     | 104                           | 115,681          | 16,930            | 7,170                                   | 14,405           |
| 1953               | 58,433             | 70,807                     | 92                            | 129,332          | 19,926            | 8,162                                   | 15,929           |
| 1954               | 59,164             | 80,794                     | 90                            | 140,048          | 20,964            | 8,324                                   | 17,513           |
| 1955               | 61,599             | 92,551                     | 2,384                         | 156,534          | 22,167            | 8,828                                   | 18,615           |
| 1956               | 65,385             | 97,743                     | 2,956                         | 166,084          | 24,356            | 8,206                                   | 20,717           |
| 1957               | 65,428             | 126,430                    | 2,578                         | 194,436          | 30,597            | 10,365                                  | 21,394           |
| 1958               | 60,207             | 59,755                     | 2,496                         | 122,458          | 17,917            | 6,297                                   | 16,834           |
| 1959               | 54,497             | 80,650                     | 2,982                         | 138,129          | 19,333            | 9,024                                   | 18,603           |
| 1960               | 57,906             | 66,167                     | 3,182                         | 127,255          | 18,638            | 7,886                                   | 18,397           |
| 1961               | 76,780             | 79,346                     | 501                           | 156,627          | 23,795            | 11,342                                  | 22,490           |
| 1962               | 83,107             | 73,488                     | 1,679                         | 158,274          | 30,283            | 10,531                                  | 24,672           |
| 1963               | 83,774             | 59,422                     | 2,227                         | 145,423          | 22,617            | 10,292                                  | 19,960           |
| 1964               | 89,235             | 66,476                     | 3,132                         | 158,843          | 24,521            | 11,312                                  | 21,752           |

SEE FOOTNOTES AT END OF TABLE

TABLE 4.--ALL FERTILIZER: CONSUMPTION BY KINDS, AND CONSUMPTION OF PRIMARY NUTRIENTS, BY STATES, 1945-64

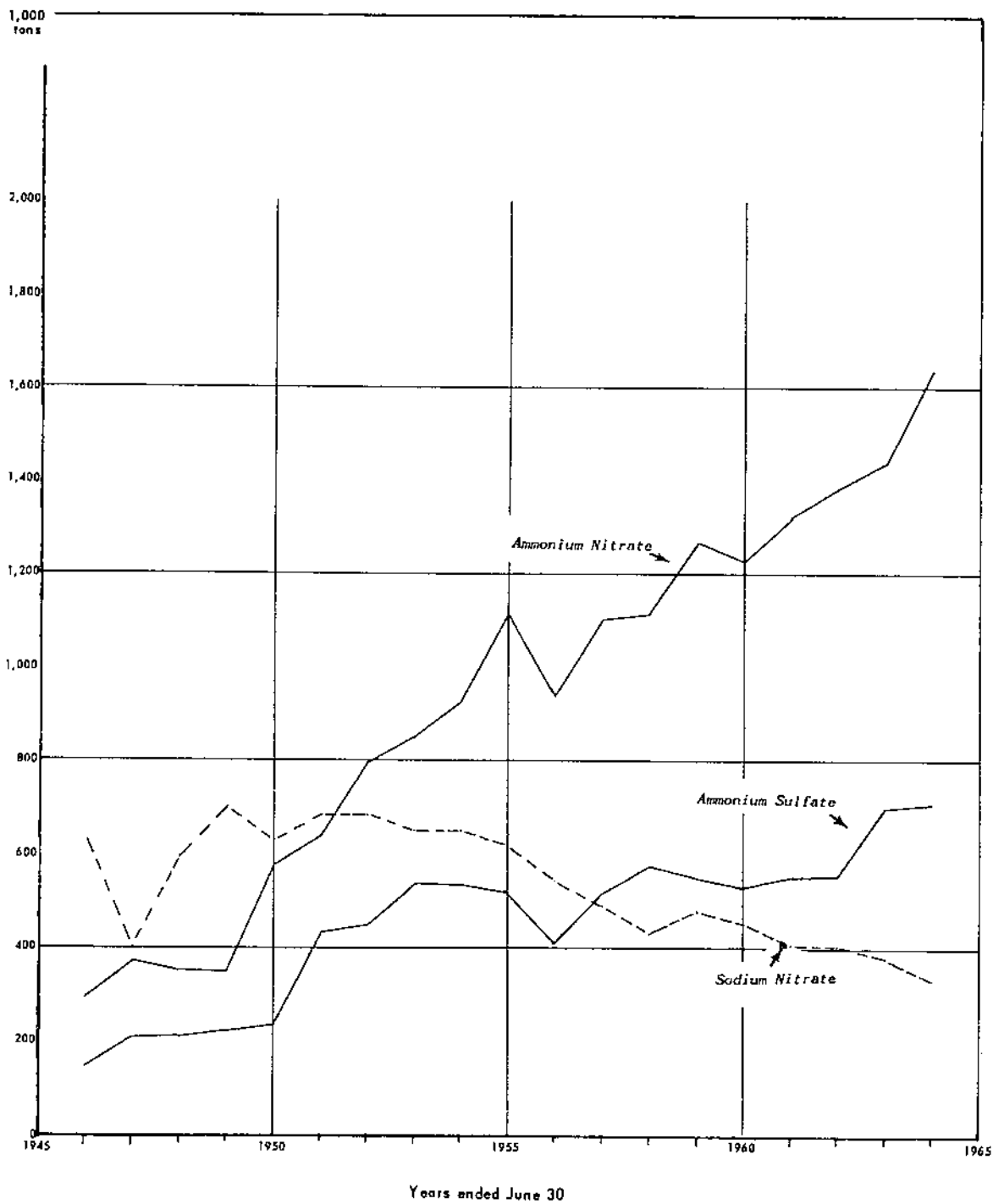
| YEAR ENDED JUNE 30 | KIND OF FERTILIZER |                            |                               |                  | PRIMARY NUTRIENTS |   |                  |
|--------------------|--------------------|----------------------------|-------------------------------|------------------|-------------------|---|------------------|
|                    | MIXED FERTILIZER   | PRIMARY NUTRIENT MATERIALS | SECONDARY AND MICRO-NUTRIENTS | TOTAL FERTILIZER | N                 | AVAILABLE P <sub>2</sub> O <sub>5</sub> | K <sub>2</sub> O |
|                    | TONS               | TONS                       | TONS                          | TONS             | TONS              | TONS                                    | TONS             |
| PUERTO RICO        |                    |                            |                               |                  |                   |   |                  |
| 1945               | 157,029            | -                          | -                             | 174,150          | 20,697            | 10,264                                  | 15,561           |
| 1946               | 193,761            | 18,434                     | 0                             | 212,195          | 23,394            | 12,837                                  | 20,281           |
| 1947               | 229,025            | 13,233                     | 0                             | 242,258          | 25,623            | 14,449                                  | 21,293           |
| 1948               | 240,965            | 7,503                      | 0                             | 248,468          | 25,060            | 15,431                                  | 21,408           |
| 1949               | 214,002            | 20,488                     | 0                             | 234,490          | 25,923            | 13,741                                  | 19,748           |
| 1950               | 221,635            | 28,743                     | 0                             | 250,378          | 29,401            | 13,954                                  | 22,077           |
| 1951               | 283,725            | 70,124                     | 0                             | 353,849          | 47,009            | 16,404                                  | 28,073           |
| 1952               | 222,193            | 41,784                     | 0                             | 263,977          | 36,301            | 12,144                                  | 21,616           |
| 1953               | 209,703            | 37,595                     | 0                             | 247,298          | 33,222            | 11,616                                  | 20,204           |
| 1954               | 223,859            | 47,553                     | 0                             | 271,412          | 36,564            | 11,830                                  | 21,853           |
| 1955               | 218,064            | 65,132                     | 0                             | 283,196          | 41,022            | 11,428                                  | 22,311           |
| 1956               | 181,109            | 51,725                     | 0                             | 232,834          | 32,876            | 11,322                                  | 18,363           |
| 1957               | 230,068            | 60,264                     | 26                            | 290,358          | 39,778            | 14,085                                  | 21,987           |
| 1958               | 181,476            | 52,944                     | 0                             | 234,420          | 33,026            | 10,258                                  | 18,799           |
| 1959               | 224,137            | 33,432                     | 0                             | 257,569          | 35,351            | 11,902                                  | 22,878           |
| 1960               | 212,461            | 32,222                     | 0                             | 244,683          | 33,019            | 11,530                                  | 22,214           |
| 1961               | 209,240            | 34,159                     | 0                             | 243,399          | 32,595            | 11,043                                  | 22,435           |
| 1962               | 218,548            | 39,483                     | 5                             | 258,036          | 35,327            | 14,912                                  | 25,056           |
| 1963               | 229,690            | 32,581                     | 42                            | 262,313          | 35,604            | 17,772                                  | 27,355           |
| 1964               | 236,480            | 30,075                     | 45                            | 266,600          | 36,378            | 15,347                                  | 28,319           |

1/ NOT INCLUDED IN UNITED STATES TOTAL.

2/ TOTAL CONSUMPTION OF PRIMARY NUTRIENTS: 1947 - 117 TONS, 1948 - 180 TONS. THESE DATA NOT INCLUDED IN UNITED STATES TOTALS.

3/ DATA ON PRIMARY NUTRIENT MATERIALS NOT AVAILABLE. UNITED STATES TOTAL INCLUDES 6 TONS NITROGEN, 12 TONS AVAILABLE P<sub>2</sub>O<sub>5</sub>, AND 8 TONS K<sub>2</sub>O.

Consumption of Direct-Application Solid Nitrogen Materials, United States, 1946-64

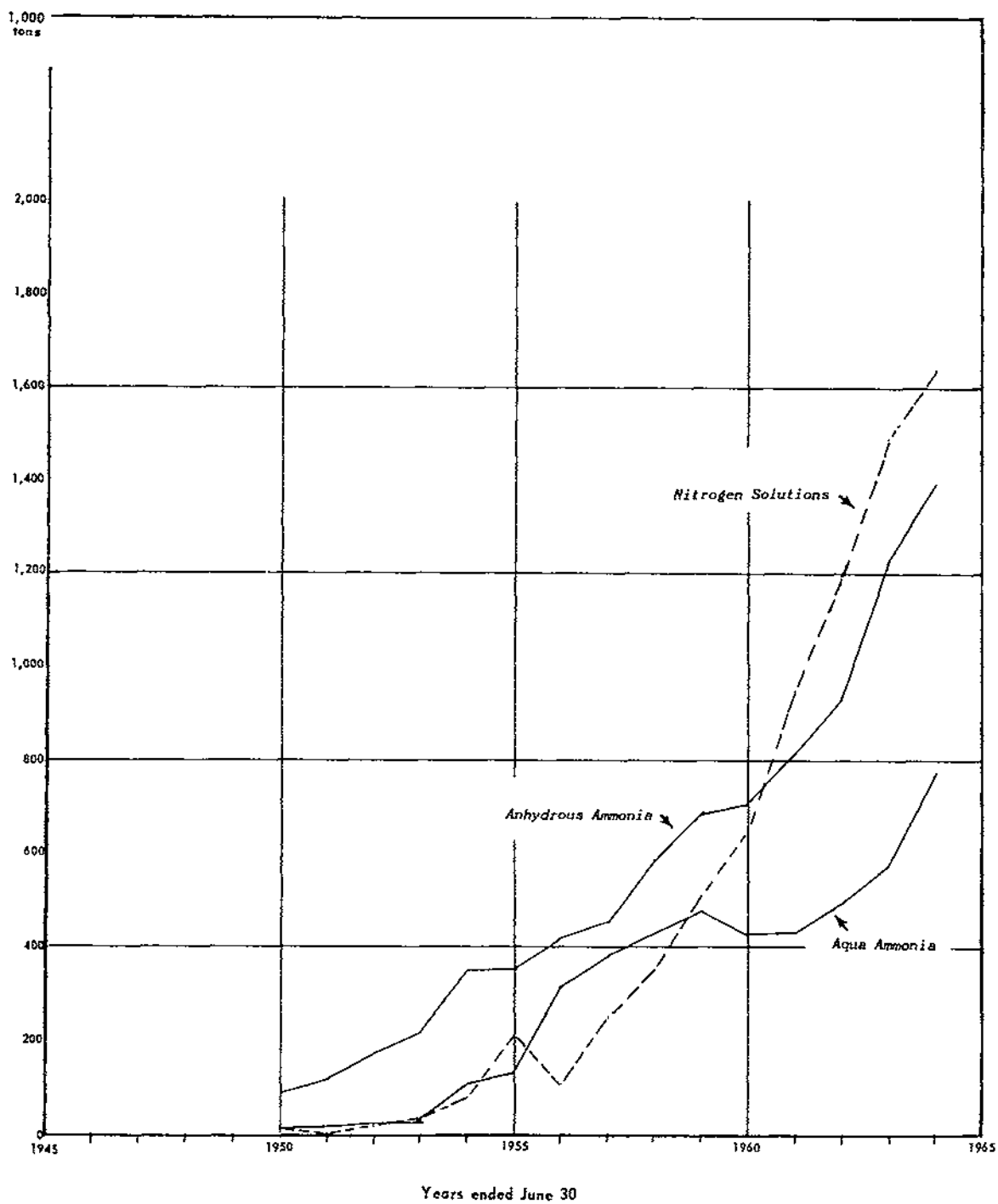


U. S. Department of Agriculture

Statistical Reporting Service

Figure 3

Consumption of Direct-Application Liquid Nitrogen Materials, United States, 1950-64



U. S. Department of Agriculture

Statistical Reporting Service

Figure 4

TABLE 5.--CHEMICAL NITROGEN MATERIALS: CONSUMPTION, <sup>1/</sup> UNITED STATES AND BY STATES, 1946-64

| YEAR ENDED JUNE 30 | AMMONIA   |         | AMMONIUM  |         | NITROGEN SOLUTIONS | SODIUM NITRATE | UREA    | OTHER   |
|--------------------|-----------|---------|-----------|---------|--------------------|----------------|---------|---------|
|                    | ANHYDROUS | AQUA    | NITRATE   | SULFATE |                    |                |         |         |
|                    | TONS      | TONS    | TONS      | TONS    |                    |                |         |         |
| UNITED STATES      |           |         |           |         |                    |                |         |         |
| 1946               | -         | -       | 294,565   | 146,230 | -                  | 672,759        | -       | 192,822 |
| 1947               | -         | -       | 374,618   | 208,729 | -                  | 403,971        | -       | 213,765 |
| 1948               | -         | -       | 347,347   | 211,225 | -                  | 597,480        | -       | 220,669 |
| 1949               | -         | -       | 347,223   | 220,041 | -                  | 700,045        | -       | 295,213 |
| 1950               | -         | -       | 577,562   | 234,664 | -                  | 627,424        | -       | 346,254 |
| 1951               | 117,494   | 17,605  | 638,376   | 461,601 | 0                  | 683,967        | 34,525  | 351,409 |
| 1952               | 168,073   | 20,026  | 799,189   | 486,817 | 18,969             | 681,761        | 50,741  | 357,348 |
| 1953               | 217,164   | 33,365  | 846,252   | 534,749 | 38,700             | 647,483        | 76,337  | 593,249 |
| 1954               | 350,970   | 110,456 | 924,716   | 536,736 | 80,162             | 653,105        | 67,297  | 536,961 |
| 1955               | 353,681   | 132,964 | 1,115,358 | 519,968 | 207,610            | 615,842        | 68,585  | 486,159 |
| 1956               | 419,354   | 309,948 | 940,666   | 414,398 | 108,895            | 542,804        | 92,373  | 444,414 |
| 1957               | 452,702   | 381,174 | 1,105,196 | 516,183 | 246,136            | 493,159        | 108,916 | 402,962 |
| 1958               | 583,434   | 336,929 | 1,116,908 | 577,111 | 352,679            | 435,509        | 98,383  | 376,424 |
| 1959               | 681,073   | 477,879 | 1,272,797 | 549,945 | 509,379            | 479,374        | 110,176 | 413,181 |
| 1960               | 708,798   | 427,062 | 1,231,294 | 534,795 | 650,259            | 454,341        | 142,198 | 394,163 |
| 1961               | 811,490   | 432,494 | 1,324,569 | 552,264 | 948,785            | 407,766        | 203,934 | 358,760 |
| 1962               | 934,743   | 496,303 | 1,387,769 | 557,701 | 1,190,979          | 407,792        | 292,622 | 330,451 |
| 1963               | 1,226,266 | 579,165 | 1,480,186 | 703,963 | 1,493,507          | 381,343        | 364,439 | 307,885 |
| 1964               | 1,398,379 | 776,219 | 1,643,504 | 712,327 | 1,680,367          | 337,866        | 406,360 | 295,307 |

SEE FOOTNOTES AT END OF TABLE

TABLE 5.--CHEMICAL NITROGEN MATERIALS: CONSUMPTION, 1/ UNITED STATES AND BY STATES, 1946-64

| YEAR ENDED JUNE 30 | AMMONIA   |      | AMMONIUM   |         | NITROGEN SOLUTIONS | SODIUM NITRATE | UREA  | OTHER |
|--------------------|-----------|------|------------|---------|--------------------|----------------|-------|-------|
|                    | ANHYDROUS | AQUA | NITRATE    | SULFATE |                    |                |       |       |
|                    | TONS      | TONS | TONS<br>2/ | TONS    |                    |                |       |       |
| NEW ENGLAND STATES |           |      |            |         |                    |                |       |       |
| 1946               | -         | -    | 1,947      | 760     | -                  | 7,439          | -     | 973   |
| 1947               | -         | -    | 533        | 325     | -                  | 6,139          | -     | 941   |
| 1948               | -         | -    | 831        | 314     | -                  | 6,449          | -     | 986   |
| 1949               | -         | -    | 482        | 427     | -                  | 6,438          | -     | 1,076 |
| 1950               | -         | -    | 1,793      | 734     | -                  | 3,771          | -     | 1,008 |
| 1951               | 0         | 0    | 3,338      | 1,389   | 0                  | 4,043          | 217   | 818   |
| 1952               | 0         | 0    | 3,510      | 781     | 0                  | 2,750          | 320   | 605   |
| 1953               | 6         | 0    | 3,702      | 303     | 0                  | 2,852          | 697   | 910   |
| 1954               | 3         | 0    | 4,390      | 288     | 0                  | 2,622          | 232   | 1,002 |
| 1955               | 14        | 0    | 4,611      | 285     | 26                 | 2,066          | 311   | 1,051 |
| 1956               | 3         | 0    | 3,916      | 251     | 55                 | 1,751          | 575   | 1,457 |
| 1957               | 0         | 0    | 7,396      | 333     | 224                | 1,492          | 1,228 | 1,468 |
| 1958               | 0         | 0    | 4,780      | 531     | 904                | 1,582          | 1,076 | 1,777 |
| 1959               | 0         | 0    | 5,167      | 440     | 1,483              | 1,717          | 1,580 | 1,351 |
| 1960               | 0         | 0    | 5,198      | 252     | 1,795              | 1,605          | 1,248 | 2,056 |
| 1961               | 0         | 0    | 5,274      | 290     | 1,134              | 1,166          | 2,317 | 1,035 |
| 1962               | 0         | 0    | 4,708      | 158     | 1,768              | 997            | 1,530 | 742   |
| 1963               | 0         | 0    | 4,098      | 405     | 1,976              | 968            | 2,315 | 731   |
| 1964               | 0         | 0    | 4,436      | 178     | 2,455              | 897            | 2,622 | 798   |
| NEW YORK           |           |      |            |         |                    |                |       |       |
| 1946               | -         | -    | 3,467      | 111     | -                  | 12,180         | -     | 1,013 |
| 1947               | -         | -    | 1,957      | 186     | -                  | 10,126         | -     | 1,674 |
| 1948               | -         | -    | 2,388      | 798     | -                  | 11,488         | -     | 1,742 |
| 1949               | -         | -    | 1,970      | 602     | -                  | 11,049         | -     | 1,383 |
| 1950               | -         | -    | 3,446      | 439     | -                  | 4,805          | -     | 2,786 |
| 1951               | 0         | 0    | 5,873      | 638     | 0                  | 6,506          | 416   | 1,272 |
| 1952               | 0         | 0    | 8,237      | 808     | 0                  | 6,798          | 0     | 1,995 |
| 1953               | 2         | 0    | 9,667      | 1,026   | 0                  | 8,215          | 1,330 | 3,905 |
| 1954               | 208       | 0    | 14,419     | 389     | 332                | 5,787          | 820   | 3,611 |
| 1955               | 26        | 0    | 12,404     | 346     | 758                | 4,815          | 1,016 | 4,784 |
| 1956               | 241       | 0    | 11,653     | 312     | 676                | 4,043          | 778   | 4,344 |
| 1957               | 559       | 0    | 12,917     | 412     | 923                | 4,031          | 786   | 4,198 |
| 1958               | 848       | 0    | 15,215     | 272     | 1,177              | 3,643          | 1,301 | 5,691 |
| 1959               | 650       | 0    | 15,741     | 213     | 2,156              | 4,041          | 1,996 | 3,570 |
| 1960               | 515       | 0    | 14,353     | 409     | 1,705              | 3,116          | 2,853 | 5,468 |
| 1961               | 731       | 0    | 13,904     | 427     | 2,835              | 3,376          | 3,668 | 3,766 |
| 1962               | 291       | 0    | 12,055     | 347     | 4,128              | 3,160          | 3,399 | 3,057 |
| 1963               | 1,166     | 0    | 13,493     | 721     | 5,307              | 2,700          | 6,455 | 2,658 |
| 1964               | 780       | 0    | 15,348     | 1,349   | 8,410              | 3,140          | 6,715 | 3,317 |

SEE FOOTNOTES AT END OF TABLE

TABLE 5.--CHEMICAL NITROGEN MATERIALS: CONSUMPTION, 1/ UNITED STATES AND BY STATES, 1946-64

| YEAR ENDED JUNE 30 | AMMONIA   |      | AMMONIUM      |         | NITROGEN SOLUTIONS | SODIUM NITRATE | UREA  | OTHER |
|--------------------|-----------|------|---------------|---------|--------------------|----------------|-------|-------|
|                    | ANHYDROUS | AQUA | NITRATE<br>2/ | SULFATE |                    |                |       |       |
|                    | TONS      | TONS | TONS          | TONS    | TONS               | TONS           | TONS  | TONS  |
| NEW JERSEY         |           |      |               |         |                    |                |       |       |
| 1946               | -         | -    | 351           | 192     | -                  | 4,830          | -     | 1,114 |
| 1947               | -         | -    | 417           | 533     | -                  | 3,591          | -     | 1,747 |
| 1948               | -         | -    | 482           | 206     | -                  | 5,176          | -     | 3,497 |
| 1949               | -         | -    | 513           | 209     | -                  | 4,632          | -     | 3,213 |
| 1950               | -         | -    | 775           | 144     | -                  | 2,733          | -     | 1,440 |
| 1951               | 26        | 0    | 1,535         | 329     | 0                  | 3,151          | 265   | 2,365 |
| 1952               | 154       | 0    | 2,888         | 201     | 0                  | 3,265          | 47    | 1,694 |
| 1953               | 546       | 0    | 3,543         | 246     | 0                  | 3,365          | 960   | 3,752 |
| 1954               | 321       | 0    | 2,390         | 166     | 293                | 2,880          | 455   | 2,591 |
| 1955               | 388       | 0    | 3,094         | 144     | 473                | 2,920          | 166   | 2,776 |
| 1956               | 261       | 0    | 1,897         | 75      | 490                | 2,104          | 546   | 2,293 |
| 1957               | 513       | 0    | 2,451         | 88      | 316                | 2,445          | 419   | 2,426 |
| 1958               | 362       | 0    | 2,438         | 387     | 253                | 2,201          | 601   | 2,661 |
| 1959               | 582       | 0    | 3,198         | 435     | 366                | 1,859          | 882   | 2,418 |
| 1960               | 237       | 0    | 3,513         | 1,284   | 275                | 1,935          | 733   | 2,964 |
| 1961               | 237       | 0    | 4,315         | 655     | 445                | 1,831          | 2,044 | 1,596 |
| 1962               | 226       | 0    | 3,637         | 1,282   | 1,973              | 1,834          | 1,191 | 2,126 |
| 1963               | 290       | 0    | 3,459         | 1,862   | 1,909              | 1,522          | 1,266 | 1,618 |
| 1964               | 218       | 5    | 3,879         | 2,951   | 2,417              | 2,306          | 1,210 | 1,943 |
| PENNSYLVANIA       |           |      |               |         |                    |                |       |       |
| 1946               | -         | -    | 592           | 383     | -                  | 2,456          | -     | 544   |
| 1947               | -         | -    | 166           | 406     | -                  | 1,649          | -     | 919   |
| 1948               | -         | -    | 160           | 420     | -                  | 1,839          | -     | 880   |
| 1949               | -         | -    | 119           | 299     | -                  | 2,533          | -     | 1,038 |
| 1950               | -         | -    | 800           | 342     | -                  | 2,385          | -     | 1,158 |
| 1951               | 0         | 0    | 1,673         | 1,464   | 0                  | 2,313          | 188   | 1,577 |
| 1952               | 0         | 0    | 2,979         | 2,374   | 0                  | 2,334          | 268   | 1,223 |
| 1953               | 357       | 0    | 4,638         | 2,434   | 0                  | 2,670          | 570   | 3,697 |
| 1954               | 173       | 0    | 4,355         | 2,673   | 153                | 1,798          | 308   | 2,527 |
| 1955               | 615       | 0    | 7,813         | 4,182   | 451                | 2,087          | 435   | 3,983 |
| 1956               | 577       | 0    | 5,338         | 2,143   | 1,446              | 1,592          | 896   | 2,956 |
| 1957               | 585       | 0    | 8,168         | 2,927   | 317                | 1,375          | 1,053 | 1,587 |
| 1958               | 696       | 0    | 10,376        | 3,491   | 578                | 1,493          | 799   | 1,917 |
| 1959               | 777       | 0    | 10,183        | 6,107   | 883                | 1,619          | 1,393 | 1,625 |
| 1960               | 1,022     | 0    | 9,205         | 9,448   | 974                | 2,062          | 1,957 | 3,016 |
| 1961               | 795       | 0    | 8,981         | 6,359   | 4,036              | 1,302          | 4,375 | 1,856 |
| 1962               | 858       | 0    | 7,458         | 6,630   | 6,773              | 1,269          | 4,402 | 1,523 |
| 1963               | 2,031     | 0    | 8,905         | 7,150   | 9,603              | 1,124          | 6,720 | 1,352 |
| 1964               | 1,336     | 10   | 8,194         | 9,090   | 10,524             | 873            | 7,365 | 1,394 |

SEE FOOTNOTES AT END OF TABLE



TABLE 5.--CHEMICAL NITROGEN MATERIALS: CONSUMPTION, 1/ UNITED STATES AND BY STATES, 1946-64

| YEAR ENDED JUNE 30 | AMMONIA   |      | AMMONIUM           |         | NITROGEN SOLUTIONS | SODIUM NITRATE | UREA  | OTHER |
|--------------------|-----------|------|--------------------|---------|--------------------|----------------|-------|-------|
|                    | ANHYDROUS | AQUA | NITRATE <u>2</u> / | SULFATE |                    |                |       |       |
|                    | TONS      | TONS | TONS               | TONS    |                    |                |       |       |
| DELAWARE           |           |      |                    |         |                    |                |       |       |
| 1946               | -         | -    | 138                | 0       | -                  | 435            | -     | 597   |
| 1947               | -         | -    | 67                 | 0       | -                  | 387            | -     | 171   |
| 1948               | -         | -    | 70                 | 0       | -                  | 462            | -     | 71    |
| 1949               | -         | -    | 220                | 1       | -                  | 472            | -     | 41    |
| 1950               | -         | -    | 554                | 1       | -                  | 282            | -     | 98    |
| 1951               | 0         | 0    | 483                | 5       | 0                  | 268            | 35    | 50    |
| 1952               | 26        | 0    | 1,333              | 61      | 0                  | 440            | 35    | 212   |
| 1953               | 212       | 0    | 1,981              | 2       | 0                  | 605            | 79    | 791   |
| 1954               | 218       | 0    | 2,124              | 24      | 1,052              | 167            | 72    | 642   |
| 1955               | 238       | 0    | 1,715              | 6       | 543                | 108            | 28    | 860   |
| 1956               | 194       | 0    | 1,183              | 1       | 587                | 155            | 82    | 643   |
| 1957               | 30        | 0    | 1,258              | 10      | 468                | 102            | 95    | 688   |
| 1958               | 50        | 0    | 709                | 1       | 652                | 154            | 106   | 821   |
| 1959               | 43        | 0    | 1,015              | 12      | 933                | 143            | 242   | 832   |
| 1960               | 88        | 0    | 862                | 13      | 1,190              | 158            | 183   | 521   |
| 1961               | 0         | 0    | 587                | 11      | 1,057              | 76             | 236   | 811   |
| 1962               | 0         | 0    | 437                | 1       | 2,668              | 71             | 449   | 986   |
| 1963               | 38        | 0    | 775                | 2       | 3,684              | 67             | 622   | 947   |
| 1964               | 231       | 0    | 724                | 86      | 5,960              | 45             | 658   | 799   |
| MARYLAND           |           |      |                    |         |                    |                |       |       |
| 1946               | -         | -    | 88                 | 53      | -                  | 4,968          | -     | 1,219 |
| 1947               | -         | -    | 1,000              | 21      | -                  | 2,798          | -     | 1,345 |
| 1948               | -         | -    | 1,185              | 7       | -                  | 3,971          | -     | 1,123 |
| 1949               | -         | -    | 396                | 56      | -                  | 4,341          | -     | 638   |
| 1950               | -         | -    | 440                | 21      | -                  | 3,156          | -     | 1,024 |
| 1951               | 8         | 0    | 804                | 71      | 0                  | 2,494          | 13    | 978   |
| 1952               | 204       | 0    | 1,428              | 127     | 0                  | 5,130          | 525   | 1,039 |
| 1953               | 171       | 0    | 2,036              | 104     | 0                  | 4,049          | 560   | 2,629 |
| 1954               | 452       | 0    | 1,472              | 114     | 286                | 3,662          | 49    | 2,231 |
| 1955               | 639       | 0    | 1,830              | 144     | 1,260              | 3,378          | 186   | 2,137 |
| 1956               | 406       | 0    | 1,191              | 67      | 918                | 1,482          | 449   | 2,035 |
| 1957               | 413       | 0    | 1,939              | 38      | 931                | 1,334          | 294   | 2,116 |
| 1958               | 529       | 0    | 2,061              | 39      | 1,032              | 1,596          | 800   | 2,280 |
| 1959               | 971       | 2    | 3,818              | 41      | 1,668              | 2,669          | 372   | 2,221 |
| 1960               | 1,063     | 91   | 2,987              | 114     | 3,252              | 2,969          | 378   | 2,040 |
| 1961               | 757       | 0    | 2,272              | 50      | 1,750              | 2,754          | 529   | 1,834 |
| 1962               | 2,498     | 0    | 2,907              | 62      | 6,582              | 2,832          | 1,170 | 1,434 |
| 1963               | 4,183     | 35   | 4,299              | 75      | 13,422             | 2,710          | 1,851 | 1,438 |
| 1964               | 2,418     | 92   | 2,913              | 55      | 8,287              | 2,234          | 1,776 | 1,052 |

SEE FOOTNOTES AT END OF TABLE

TABLE 5.--CHEMICAL NITROGEN MATERIALS: CONSUMPTION, 1/ UNITED STATES AND BY STATES, 1946-64

| YEAR ENDED JUNE 30   | AMMONIA   |      | AMMONIUM          |         | NITROGEN SOLUTIONS | SODIUM NITRATE | UREA | OTHER |
|----------------------|-----------|------|-------------------|---------|--------------------|----------------|------|-------|
|                      | ANHYDROUS | AQUA | NITRATE <u>2/</u> | SULFATE |                    |                |      |       |
|                      | TONS      | TONS | TONS              | TONS    |                    |                |      |       |
| DISTRICT OF COLUMBIA |           |      |                   |         |                    |                |      |       |
| 1946                 | -         | -    | 0                 | 0       | -                  | 60             | -    | 0     |
| 1947                 | -         | -    | 0                 | 1       | -                  | 109            | -    | 0     |
| 1948                 | -         | -    | 0                 | 0       | -                  | 78             | -    | 1     |
| 1949                 | -         | -    | 0                 | 1       | -                  | 117            | -    | 1     |
| 1950                 | -         | -    | 0                 | 0       | -                  | 63             | -    | 1     |
| 1951                 | 0         | 0    | 1                 | 0       | 0                  | 96             | 0    | 0     |
| 1952                 | 0         | 0    | 0                 | 0       | 0                  | 57             | 0    | 8     |
| 1953                 | 0         | 0    | 0                 | 4       | 0                  | 79             | 0    | 10    |
| 1954                 | 0         | 0    | 9                 | 4       | 0                  | 64             | 0    | 5     |
| 1955                 | 0         | 0    | 1                 | 7       | 4                  | 18             | 0    | 0     |
| 1956                 | 0         | 0    | 7                 | 0       | 0                  | 22             | 20   | 2     |
| 1957                 | 0         | 0    | 4                 | 2       | 0                  | 6              | 0    | 7     |
| 1958                 | 0         | 0    | 11                | 2       | 0                  | 14             | 15   | 14    |
| 1959                 | 0         | 0    | 16                | 2       | 0                  | 16             | 2    | 15    |
| 1960                 | 0         | 0    | 10                | 2       | 0                  | 15             | 2    | 21    |
| 1961                 | 0         | 0    | 28                | 3       | 0                  | 11             | 0    | 6     |
| 1962                 | 0         | 0    | 20                | 2       | 0                  | 11             | 5    | 9     |
| 1963                 | 0         | 0    | 21                | 1       | 0                  | 14             | 26   | 3     |
| 1964                 | 0         | 0    | 20                | 0       | 0                  | 18             | 18   | 3     |
| WEST VIRGINIA        |           |      |                   |         |                    |                |      |       |
| 1946                 | -         | -    | 120               | 30      | -                  | 1,560          | -    | 66    |
| 1947                 | -         | -    | 132               | 408     | -                  | 1,022          | -    | 144   |
| 1948                 | -         | -    | 295               | 234     | -                  | 899            | -    | 42    |
| 1949                 | -         | -    | 171               | 419     | -                  | 1,535          | -    | 569   |
| 1950                 | -         | -    | 102               | 203     | -                  | 839            | -    | 294   |
| 1951                 | 0         | 0    | 454               | 349     | 0                  | 1,441          | 81   | 28    |
| 1952                 | 0         | 0    | 315               | 347     | 0                  | 1,510          | 74   | 148   |
| 1953                 | 0         | 0    | 490               | 279     | 0                  | 1,973          | 0    | 309   |
| 1954                 | 4         | 0    | 766               | 392     | 0                  | 1,757          | 29   | 340   |
| 1955                 | 84        | 0    | 1,116             | 295     | 0                  | 1,436          | 40   | 202   |
| 1956                 | 0         | 21   | 855               | 294     | 0                  | 1,686          | 78   | 297   |
| 1957                 | 0         | 0    | 1,118             | 312     | 0                  | 1,334          | 110  | 106   |
| 1958                 | 0         | 0    | 1,006             | 307     | 0                  | 1,206          | 39   | 60    |
| 1959                 | 0         | 0    | 751               | 283     | 0                  | 1,301          | 79   | 83    |
| 1960                 | 0         | 0    | 772               | 209     | 0                  | 1,447          | 73   | 168   |
| 1961                 | 0         | 0    | 873               | 365     | 0                  | 1,370          | 82   | 79    |
| 1962                 | 0         | 0    | 681               | 301     | 34                 | 1,713          | 150  | 100   |
| 1963                 | 0         | 0    | 925               | 347     | 147                | 1,290          | 198  | 66    |
| 1964                 | 26        | 0    | 1,540             | 470     | 461                | 1,846          | 356  | 195   |

SEE FOOTNOTES AT END OF TABLE

TABLE 5.--CHEMICAL NITROGEN MATERIALS: CONSUMPTION, 1/ UNITED STATES AND BY STATES, 1946-64

| YEAR ENDED JUNE 30 | AMMONIA   |      | AMMONIUM      |         | NITROGEN SOLUTIONS | SODIUM NITRATE | UREA  | OTHER   |
|--------------------|-----------|------|---------------|---------|--------------------|----------------|-------|---------|
|                    | ANHYDROUS | AQUA | NITRATE<br>2/ | SULFATE |                    |                |       |         |
|                    | TONS      | TONS | TONS          | TONS    | TONS               | TONS           | TONS  | TONS    |
| VIRGINIA           |           |      |               |         |                    |                |       |         |
| 1946               | -         | -    | 3,550         | 143     | -                  | 20,473         | -     | 7,773   |
| 1947               | -         | -    | 3,070         | 265     | -                  | 14,087         | -     | 8,471   |
| 1948               | -         | -    | 4,029         | 128     | -                  | 24,724         | -     | 9,805   |
| 1949               | -         | -    | 2,992         | 127     | -                  | 33,961         | -     | 13,690  |
| 1950               | -         | -    | 2,920         | 864     | -                  | 30,714         | -     | 11,230  |
| 1951               | 138       | 0    | 3,496         | 2,269   | 0                  | 33,144         | 54    | 17,508  |
| 1952               | 53        | 1    | 5,645         | 682     | 0                  | 36,321         | 1,193 | 17,557  |
| 1953               | 467       | 0    | 5,455         | 134     | 389                | 31,719         | 2,642 | 23,572  |
| 1954               | 329       | 0    | 5,237         | 124     | 38                 | 30,300         | 33    | 28,621  |
| 1955               | 814       | 0    | 6,058         | 79      | 2,393              | 26,822         | 86    | 28,749  |
| 1956               | 839       | 0    | 5,142         | 1,238   | 4,073              | 21,828         | 383   | 24,903  |
| 1957               | 1,109     | 0    | 6,682         | 910     | 6,088              | 18,339         | 633   | 24,065  |
| 1958               | 737       | 0    | 7,608         | 1,368   | 8,598              | 14,618         | 221   | 19,547  |
| 1959               | 637       | 0    | 5,928         | 1,120   | 14,270             | 14,462         | 176   | 25,826  |
| 1960               | 1,040     | 0    | 4,613         | 358     | 16,050             | 11,187         | 881   | 20,791  |
| 1961               | 471       | 0    | 4,812         | 538     | 14,963             | 11,098         | 486   | 18,206  |
| 1962               | 471       | 0    | 5,458         | 620     | 18,503             | 10,837         | 819   | 17,102  |
| 1963               | 132       | 0    | 6,074         | 718     | 30,079             | 9,911          | 1,254 | 14,602  |
| 1964               | 484       | 0    | 8,505         | 681     | 43,645             | 9,395          | 1,318 | 15,377  |
| NORTH CAROLINA     |           |      |               |         |                    |                |       |         |
| 1946               | -         | -    | 1,582         | 820     | -                  | 103,450        | -     | 29,564  |
| 1947               | -         | -    | 5,769         | 1,071   | -                  | 60,228         | -     | 34,578  |
| 1948               | -         | -    | 4,134         | 2,016   | -                  | 105,840        | -     | 32,373  |
| 1949               | -         | -    | 4,651         | 1,276   | -                  | 169,702        | -     | 54,590  |
| 1950               | -         | -    | 8,902         | 1,051   | -                  | 161,143        | -     | 69,450  |
| 1951               | 0         | 0    | 13,181        | 3,205   | 0                  | 167,594        | 881   | 71,426  |
| 1952               | 439       | 0    | 20,624        | 972     | 142                | 158,999        | 539   | 87,805  |
| 1953               | 1,413     | 0    | 17,936        | 203     | 1,427              | 142,686        | 907   | 115,294 |
| 1954               | 3,673     | 0    | 15,091        | 346     | 3,878              | 141,248        | 610   | 116,181 |
| 1955               | 7,420     | 0    | 10,719        | 172     | 7,054              | 122,172        | 404   | 123,854 |
| 1956               | 6,454     | 0    | 12,658        | 218     | 12,902             | 109,298        | 1,362 | 113,045 |
| 1957               | 8,446     | 0    | 18,821        | 311     | 36,269             | 77,124         | 999   | 113,839 |
| 1958               | 7,895     | 0    | 15,712        | 204     | 33,845             | 65,584         | 475   | 104,489 |
| 1959               | 9,598     | 0    | 18,176        | 1,085   | 50,360             | 73,872         | 166   | 127,082 |
| 1960               | 5,635     | 0    | 16,074        | 279     | 56,596             | 59,106         | 587   | 101,884 |
| 1961               | 5,246     | 0    | 15,329        | 119     | 52,399             | 56,243         | 1,259 | 90,712  |
| 1962               | 4,134     | 0    | 16,699        | 53      | 61,838             | 60,824         | 1,513 | 81,776  |
| 1963               | 6,272     | 0    | 17,639        | 297     | 84,699             | 59,170         | 1,960 | 77,998  |
| 1964               | 4,237     | 0    | 21,896        | 271     | 112,412            | 56,468         | 2,487 | 78,791  |

SEE FOOTNOTES AT END OF TABLE

TABLE 5.--CHEMICAL NITROGEN MATERIALS: CONSUMPTION, <sup>1/</sup> UNITED STATES AND BY STATES, 1946-64

| YEAR ENDED JUNE 30 | AMMONIA   |      | AMMONIUM |         | NITROGEN SOLUTIONS | SODIUM NITRATE | UREA  | OTHER  |
|--------------------|-----------|------|----------|---------|--------------------|----------------|-------|--------|
|                    | ANHYDROUS | AQUA | NITRATE  | SULFATE |                    |                |       |        |
|                    | TONS      | TONS | TONS     | TONS    |                    |                |       |        |
| SOUTH CAROLINA     |           |      |          |         |                    |                |       |        |
| 1946               | -         | -    | 4,423    | 1,612   | -                  | 98,926         | -     | 22,937 |
| 1947               | -         | -    | 2,966    | 2,175   | -                  | 63,866         | -     | 25,698 |
| 1948               | -         | -    | 2,463    | 5,697   | -                  | 99,553         | -     | 27,241 |
| 1949               | -         | -    | 6,244    | 2,373   | -                  | 121,974        | -     | 37,540 |
| 1950               | -         | -    | 13,684   | 1,088   | -                  | 103,079        | -     | 39,617 |
| 1951               | 0         | 0    | 24,402   | 5,397   | 0                  | 100,260        | 189   | 47,221 |
| 1952               | 0         | 0    | 18,931   | 3,406   | 0                  | 91,292         | 201   | 60,313 |
| 1953               | 143       | 0    | 20,213   | 945     | 102                | 93,256         | 200   | 79,492 |
| 1954               | 498       | 0    | 24,841   | 679     | 368                | 99,154         | 182   | 86,261 |
| 1955               | 552       | 0    | 22,324   | 571     | 1,878              | 101,627        | 106   | 93,963 |
| 1956               | 826       | 0    | 18,963   | 420     | 5,711              | 87,514         | 495   | 83,478 |
| 1957               | 2,135     | 0    | 25,337   | 193     | 17,572             | 80,551         | 153   | 77,443 |
| 1958               | 1,699     | 0    | 19,803   | 323     | 21,469             | 63,209         | 87    | 63,318 |
| 1959               | 1,927     | 0    | 21,701   | 215     | 34,931             | 78,438         | 52    | 72,685 |
| 1960               | 2,044     | 0    | 16,363   | 132     | 35,167             | 63,031         | 142   | 58,198 |
| 1961               | 1,394     | 0    | 15,313   | 160     | 37,361             | 61,761         | 187   | 55,875 |
| 1962               | 2,047     | 0    | 13,134   | 269     | 42,497             | 56,945         | 342   | 55,735 |
| 1963               | 2,045     | 0    | 15,155   | 306     | 60,630             | 54,121         | 544   | 56,732 |
| 1964               | 2,173     | 0    | 16,400   | 271     | 83,818             | 50,898         | 777   | 53,582 |
| GEORGIA            |           |      |          |         |                    |                |       |        |
| 1946               | -         | -    | 3,221    | 653     | -                  | 99,142         | -     | 10,609 |
| 1947               | -         | -    | 7,858    | 1,784   | -                  | 51,713         | -     | 13,429 |
| 1948               | -         | -    | 12,838   | 6,280   | -                  | 85,481         | -     | 12,278 |
| 1949               | -         | -    | 7,757    | 4,512   | -                  | 96,464         | -     | 17,353 |
| 1950               | -         | -    | 12,808   | 4,303   | -                  | 96,257         | -     | 14,166 |
| 1951               | 1,658     | 0    | 15,143   | 1,743   | 0                  | 94,118         | 751   | 18,032 |
| 1952               | 2,678     | 182  | 18,041   | 2,919   | 122                | 96,556         | 2,065 | 32,191 |
| 1953               | 4,884     | 82   | 20,813   | 2,147   | 0                  | 92,601         | 1,048 | 44,039 |
| 1954               | 5,942     | 0    | 26,425   | 1,177   | 115                | 93,818         | 339   | 68,033 |
| 1955               | 6,759     | 0    | 42,124   | 1,028   | 1,876              | 96,596         | 469   | 60,458 |
| 1956               | 7,582     | 200  | 46,300   | 2,431   | 1,744              | 79,734         | 269   | 49,207 |
| 1957               | 8,403     | 0    | 53,091   | 1,295   | 8,969              | 69,380         | 182   | 43,806 |
| 1958               | 11,650    | 0    | 73,915   | 3,746   | 13,908             | 56,970         | 185   | 38,923 |
| 1959               | 13,059    | 0    | 85,807   | 3,045   | 31,481             | 61,760         | 289   | 41,615 |
| 1960               | 13,133    | 948  | 94,731   | 1,951   | 52,367             | 63,496         | 179   | 40,638 |
| 1961               | 13,390    | 36   | 89,274   | 3,305   | 70,974             | 46,013         | 440   | 35,688 |
| 1962               | 16,421    | 69   | 87,383   | 2,520   | 105,573            | 54,551         | 122   | 35,270 |
| 1963               | 19,882    | 23   | 98,097   | 2,892   | 137,333            | 49,363         | 252   | 33,008 |
| 1964               | 23,760    | 0    | 94,758   | 1,256   | 174,425            | 43,874         | 205   | 26,978 |

SEE FOOTNOTES AT END OF TABLE

TABLE 5.--CHEMICAL NITROGEN MATERIALS: CONSUMPTION, 1/ UNITED STATES AND BY STATES, 1946-64

| YEAR ENDED JUNE 30 | AMMONIA   |        | AMMONIUM |         | NITROGEN SOLUTIONS | SODIUM NITRATE | UREA   | OTHER  |
|--------------------|-----------|--------|----------|---------|--------------------|----------------|--------|--------|
|                    | ANHYDROUS | AQUA   | NITRATE  | SULFATE |                    |                |        |        |
|                    | TONS      | TONS   | TONS     | TONS    |                    |                |        |        |
| FLORIDA            |           |        |          |         |                    |                |        |        |
| 1946               | -         | -      | 1,006    | 577     | -                  | 15,630         | -      | 2,279  |
| 1947               | -         | -      | 1,454    | 466     | -                  | 11,642         | -      | 5,636  |
| 1948               | -         | -      | 875      | 551     | -                  | 15,560         | -      | 3,754  |
| 1949               | -         | -      | 814      | 675     | -                  | 13,350         | -      | 3,649  |
| 1950               | -         | -      | 4,038    | 1,267   | -                  | 14,289         | -      | 7,907  |
| 1951               | 0         | 0      | 3,408    | 2,043   | 0                  | 13,236         | 640    | 9,951  |
| 1952               | 184       | 0      | 6,977    | 1,585   | 0                  | 15,355         | 2,960  | 9,094  |
| 1953               | 0         | 335    | 9,017    | 1,908   | 0                  | 16,680         | 807    | 17,360 |
| 1954               | 697       | 0      | 10,048   | 4,008   | 0                  | 17,028         | 1,422  | 22,312 |
| 1955               | 452       | 0      | 13,951   | 2,820   | 500                | 21,793         | 3,862  | 20,967 |
| 1956               | 1,087     | 0      | 13,357   | 2,534   | 2,728              | 22,526         | 2,812  | 19,152 |
| 1957               | 1,727     | 0      | 18,327   | 2,971   | 7,043              | 35,137         | 3,458  | 15,129 |
| 1958               | 3,194     | 846    | 19,331   | 6,032   | 5,928              | 41,433         | 2,846  | 17,515 |
| 1959               | 3,251     | 0      | 24,413   | 2,957   | 7,043              | 31,906         | 2,185  | 18,645 |
| 1960               | 4,026     | 0      | 25,257   | 3,064   | 10,630             | 27,131         | 2,701  | 17,611 |
| 1961               | 4,207     | 0      | 27,204   | 2,724   | 18,928             | 21,935         | 2,005  | 20,016 |
| 1962               | 4,040     | 0      | 25,940   | 4,003   | 29,164             | 19,641         | 2,218  | 19,014 |
| 1963               | 4,906     | 0      | 30,171   | 5,747   | 38,395             | 18,537         | 3,389  | 21,591 |
| 1964               | 4,175     | 0      | 34,156   | 4,611   | 37,284             | 16,599         | 3,038  | 19,588 |
| OHIO               |           |        |          |         |                    |                |        |        |
| 1946               | -         | -      | 5,204    | 1,910   | -                  | 2,158          | -      | 2,124  |
| 1947               | -         | -      | 2,632    | 1,734   | -                  | 1,442          | -      | 2,707  |
| 1948               | -         | -      | 2,081    | 2,955   | -                  | 1,363          | -      | 4,006  |
| 1949               | -         | -      | 1,951    | 2,908   | -                  | 2,126          | -      | 4,622  |
| 1950               | -         | -      | 4,275    | 5,330   | -                  | 1,371          | -      | 3,520  |
| 1951               | 0         | 0      | 6,282    | 6,435   | 0                  | 1,446          | 60     | 4,001  |
| 1952               | 1,092     | 0      | 9,518    | 8,438   | 0                  | 2,299          | 370    | 3,901  |
| 1953               | 2,181     | 0      | 11,613   | 8,168   | 644                | 1,813          | 820    | 16,553 |
| 1954               | 2,912     | 0      | 13,687   | 7,658   | 1,830              | 1,122          | 181    | 6,948  |
| 1955               | 3,020     | 0      | 17,078   | 7,198   | 1,726              | 1,015          | 1,314  | 1,237  |
| 1956               | 2,241     | 0      | 12,699   | 8,731   | 2,418              | 832            | 1,676  | 1,522  |
| 1957               | 2,865     | 196    | 14,837   | 13,497  | 4,092              | 848            | 2,874  | 635    |
| 1958               | 3,983     | 411    | 21,508   | 15,544  | 4,884              | 645            | 1,942  | 1,512  |
| 1959               | 5,496     | 1,848  | 25,219   | 23,776  | 6,649              | 620            | 4,451  | 1,485  |
| 1960               | 5,503     | 841    | 20,756   | 19,776  | 8,969              | 562            | 7,490  | 4,559  |
| 1961               | 4,864     | 1,005  | 20,783   | 21,491  | 14,455             | 602            | 13,343 | 1,590  |
| 1962               | 11,606    | 3,082  | 18,296   | 19,705  | 44,382             | 680            | 18,801 | 1,009  |
| 1963               | 11,297    | 1,728  | 17,901   | 21,672  | 58,046             | 690            | 24,929 | 1,009  |
| 1964               | 21,817    | 12,792 | 21,826   | 18,407  | 66,966             | 564            | 32,100 | 819    |

SEE FOOTNOTES AT END OF TABLE

TABLE 5.--CHEMICAL NITROGEN MATERIALS: CONSUMPTION, 1/ UNITED STATES AND BY STATES, 1946-64

| YEAR ENDED<br>JUNE<br>30 | AMMONIA   |         | AMMONIUM          |         | NITROGEN<br>SOLUTIONS | SODIUM<br>NITRATE | UREA   | OTHER  |
|--------------------------|-----------|---------|-------------------|---------|-----------------------|-------------------|--------|--------|
|                          | ANHYDROUS | AQUA    | NITRATE           | SULFATE |                       |                   |        |        |
|                          | TONS      | TONS    | TONS<br><u>2/</u> | TONS    |                       |                   |        |        |
| INDIANA                  |           |         |                   |         |                       |                   |        |        |
| 1946                     | -         | -       | 7,372             | 153     | -                     | 999               | -      | 1,036  |
| 1947                     | -         | -       | 5,609             | 335     | -                     | 607               | -      | 2,866  |
| 1948                     | -         | -       | 7,359             | 1,226   | -                     | 526               | -      | 3,766  |
| 1949                     | -         | -       | 7,544             | 391     | -                     | 585               | -      | 3,061  |
| 1950                     | -         | -       | 19,745            | 471     | -                     | 409               | -      | 2,052  |
| 1951                     | 205       | 0       | 32,001            | 3,302   | 0                     | 1,155             | 821    | 3,931  |
| 1952                     | 635       | 53      | 43,824            | 12,101  | 1,249                 | 1,496             | 1,866  | 15,800 |
| 1953                     | 1,656     | 0       | 40,722            | 5,205   | 3,387                 | 573               | 1,535  | 52,148 |
| 1954                     | 8,646     | 0       | 45,919            | 6,511   | 5,195                 | 270               | 2,051  | 14,246 |
| 1955                     | 10,638    | 39      | 51,372            | 5,645   | 6,222                 | 165               | 4,188  | 2,189  |
| 1956                     | 11,002    | 1,986   | 35,665            | 3,660   | 4,320                 | 232               | 6,591  | 1,102  |
| 1957                     | 10,024    | 1,488   | 40,152            | 13,877  | 20,808                | 139               | 6,758  | 714    |
| 1958                     | 18,555    | 279     | 44,497            | 14,158  | 25,098                | 121               | 6,010  | 2,143  |
| 1959                     | 27,962    | 3,883   | 49,172            | 11,526  | 45,468                | 148               | 8,279  | 503    |
| 1960                     | 36,035    | 4,263   | 43,311            | 11,304  | 56,238                | 111               | 11,313 | 1,214  |
| 1961                     | 34,083    | 5,810   | 43,802            | 9,842   | 83,176                | 166               | 17,500 | 699    |
| 1962                     | 56,016    | 16,230  | 38,868            | 9,907   | 114,464               | 142               | 21,775 | 1,090  |
| 1963                     | 56,749    | 27,705  | 39,220            | 11,619  | 135,972               | 175               | 25,897 | 196    |
| 1964                     | 72,623    | 38,481  | 44,325            | 7,427   | 161,374               | 609               | 28,444 | 287    |
| ILLINOIS                 |           |         |                   |         |                       |                   |        |        |
| 1946                     | -         | -       | 5,487             | 89      | -                     | 1,504             | -      | 754    |
| 1947                     | -         | -       | 9,086             | 662     | -                     | 714               | -      | 1,041  |
| 1948                     | -         | -       | 10,756            | 726     | -                     | 475               | -      | 1,568  |
| 1949                     | -         | -       | 15,872            | 542     | -                     | 684               | -      | 999    |
| 1950                     | -         | -       | 14,916            | 1,006   | -                     | 277               | -      | 965    |
| 1951                     | 1,298     | 0       | 24,025            | 9,127   | 0                     | 592               | 170    | 6,946  |
| 1952                     | 4,845     | 0       | 26,207            | 17,418  | 0                     | 796               | 1,172  | 13,851 |
| 1953                     | 20,010    | 189     | 29,466            | 31,482  | 6,864                 | 410               | 1,711  | 40,591 |
| 1954                     | 28,759    | 300     | 36,942            | 35,037  | 5,235                 | 117               | 2,278  | 11,283 |
| 1955                     | 17,315    | 115     | 46,089            | 42,058  | 10,445                | 33                | 2,201  | 1,938  |
| 1956                     | 18,570    | 884     | 45,989            | 27,211  | 7,788                 | 13                | 5,250  | 2,275  |
| 1957                     | 14,727    | 235     | 54,176            | 60,399  | 5,490                 | 11                | 1,460  | 903    |
| 1958                     | 25,386    | 1,211   | 51,412            | 63,914  | 19,211                | 79                | 1,360  | 821    |
| 1959                     | 41,626    | 5,387   | 67,664            | 72,868  | 25,052                | 68                | 1,753  | 1,093  |
| 1960                     | 27,889    | 1,500   | 70,810            | 62,495  | 32,149                | 32                | 2,724  | 3,048  |
| 1961                     | 46,536    | 3,518   | 78,582            | 65,113  | 81,927                | 126               | 4,542  | 3,777  |
| 1962                     | 61,997    | 12,723  | 82,675            | 53,770  | 76,272                | 86                | 5,292  | 1,722  |
| 1963                     | 141,469   | 22,143  | 96,089            | 64,963  | 85,066                | 32                | 6,139  | 668    |
| 1964                     | 169,763   | 133,583 | 112,483           | 54,953  | 110,602               | 59                | 11,588 | 1,667  |

SEE FOOTNOTES AT END OF TABLE

TABLE 5.—CHEMICAL NITROGEN MATERIALS: CONSUMPTION, 1/ UNITED STATES AND BY STATES, 1946-64

| YEAR ENDED JUNE 30 | AMMONIA   |       | AMMONIUM          |         | NITROGEN SOLUTIONS | SODIUM NITRATE | UREA   | OTHER |
|--------------------|-----------|-------|-------------------|---------|--------------------|----------------|--------|-------|
|                    | ANHYDROUS | AQUA  | NITRATE <u>2/</u> | SULFATE |                    |                |        |       |
|                    | TONS      | TONS  | TONS              | TONS    |                    |                |        |       |
| MICHIGAN           |           |       |                   |         |                    |                |        |       |
| 1946               | -         | -     | 5,334             | 100     | -                  | 1,713          | -      | 504   |
| 1947               | -         | -     | 3,493             | 3,690   | -                  | 1,072          | -      | 874   |
| 1948               | -         | -     | 3,601             | 4,531   | -                  | 868            | -      | 807   |
| 1949               | -         | -     | 4,006             | 2,593   | -                  | 1,017          | -      | 812   |
| 1950               | -         | -     | 5,733             | 1,906   | -                  | 715            | -      | 405   |
| 1951               | 10        | 0     | 6,413             | 2,658   | 0                  | 773            | 502    | 375   |
| 1952               | 15        | 0     | 10,022            | 5,497   | 0                  | 1,142          | 121    | 1,461 |
| 1953               | 633       | 0     | 10,013            | 8,192   | 0                  | 1,079          | 1,483  | 7,281 |
| 1954               | 1,437     | 0     | 13,000            | 6,498   | 293                | 664            | 612    | 2,283 |
| 1955               | 1,589     | 0     | 12,612            | 6,267   | 858                | 444            | 1,572  | 738   |
| 1956               | 1,767     | 0     | 9,737             | 5,181   | 1,164              | 346            | 2,153  | 334   |
| 1957               | 3,609     | 0     | 9,350             | 4,115   | 5,880              | 290            | 2,290  | 171   |
| 1958               | 4,104     | 165   | 14,974            | 2,666   | 5,681              | 537            | 2,484  | 1,181 |
| 1959               | 8,124     | 116   | 11,066            | 4,006   | 12,534             | 361            | 3,180  | 1,429 |
| 1960               | 7,086     | 0     | 13,915            | 3,834   | 10,617             | 1,165          | 5,021  | 3,449 |
| 1961               | 15,487    | 0     | 14,669            | 2,714   | 14,455             | 2,143          | 8,457  | 1,068 |
| 1962               | 13,830    | 18    | 17,698            | 3,463   | 18,309             | 1,495          | 9,694  | 221   |
| 1963               | 14,235    | 18    | 17,584            | 2,542   | 27,446             | 1,275          | 13,800 | 563   |
| 1964               | 20,865    | 1,969 | 21,224            | 2,089   | 33,878             | 833            | 15,498 | 763   |
| WISCONSIN          |           |       |                   |         |                    |                |        |       |
| 1946               | -         | -     | 9,617             | 150     | -                  | 479            | -      | 290   |
| 1947               | -         | -     | 8,431             | 545     | -                  | 302            | -      | 306   |
| 1948               | -         | -     | 13,415            | 216     | -                  | 121            | -      | 480   |
| 1949               | -         | -     | 10,159            | 150     | -                  | 124            | -      | 405   |
| 1950               | -         | -     | 6,698             | 320     | -                  | 59             | -      | 371   |
| 1951               | 0         | 0     | 8,011             | 477     | 0                  | 2              | 135    | 26    |
| 1952               | 0         | 0     | 9,563             | 350     | 0                  | 11             | 87     | 73    |
| 1953               | 681       | 0     | 10,930            | 784     | 0                  | 3              | 113    | 330   |
| 1954               | 1,948     | 0     | 8,652             | 154     | 279                | 0              | 232    | 177   |
| 1955               | 2,815     | 0     | 7,069             | 239     | 315                | 9              | 101    | 42    |
| 1956               | 3,346     | 0     | 5,836             | 239     | 1,071              | 0              | 234    | 24    |
| 1957               | 3,317     | 369   | 6,052             | 227     | 1,877              | 0              | 391    | 29    |
| 1958               | 5,123     | 195   | 5,707             | 826     | 4,499              | 0              | 154    | 316   |
| 1959               | 4,675     | 263   | 8,714             | 1,341   | 4,640              | 0              | 335    | 627   |
| 1960               | 3,391     | 214   | 6,162             | 1,100   | 4,630              | 0              | 271    | 1,032 |
| 1961               | 5,569     | 97    | 7,980             | 1,893   | 8,642              | 0              | 1,900  | 459   |
| 1962               | 5,153     | 54    | 7,186             | 1,747   | 10,244             | 0              | 2,743  | 338   |
| 1963               | 3,794     | 313   | 9,558             | 1,338   | 15,641             | 0              | 2,120  | 231   |
| 1964               | 8,080     | 8,123 | 10,341            | 316     | 18,432             | 99             | 2,082  | 323   |

SEE FOOTNOTES AT END OF TABLE

TABLE 5.--CHEMICAL NITROGEN MATERIALS: CONSUMPTION, 1/ UNITED STATES AND BY STATES, 1946-64

| YEAR ENDED JUNE 30 | AMMONIA   |        | AMMONIUM   |         | NITROGEN SOLUTIONS | SODIUM NITRATE | UREA  | OTHER  |
|--------------------|-----------|--------|------------|---------|--------------------|----------------|-------|--------|
|                    | ANHYDROUS | AQUA   | NITRATE    | SULFATE |                    |                |       |        |
|                    | TONS      | TONS   | TONS<br>2/ | TONS    |                    |                |       |        |
| MINNESOTA          |           |        |            |         |                    |                |       |        |
| 1946               | -         | -      | 534        | 2,270   | -                  | 0              | -     | 240    |
| 1947               | -         | -      | 3,270      | 2,538   | -                  | 1              | -     | 100    |
| 1948               | -         | -      | 3,205      | 1,118   | -                  | 15             | -     | 0      |
| 1949               | -         | -      | 4,929      | 176     | -                  | 0              | -     | 37     |
| 1950               | -         | -      | 3,362      | 143     | -                  | 0              | -     | 152    |
| 1951               | 0         | 0      | 5,053      | 234     | 0                  | 0              | 59    | 95     |
| 1952               | 0         | 0      | 10,065     | 285     | 0                  | 1              | 225   | 65     |
| 1953               | 731       | 0      | 6,097      | 1,615   | 2,564              | 0              | 302   | 1,014  |
| 1954               | 5,882     | 0      | 13,249     | 1,046   | 4,295              | 6              | 212   | 390    |
| 1955               | 15,474    | 0      | 10,608     | 1,967   | 8,457              | 0              | 87    | 173    |
| 1956               | 13,694    | 0      | 6,811      | 449     | 5,506              | 0              | 526   | 120    |
| 1957               | 12,503    | 88     | 8,820      | 266     | 10,650             | 0              | 497   | 172    |
| 1958               | 19,573    | 0      | 15,433     | 387     | 14,551             | 0              | 444   | 226    |
| 1959               | 18,761    | 907    | 24,182     | 783     | 28,742             | 0              | 227   | 237    |
| 1960               | 7,062     | 623    | 19,516     | 1,957   | 22,116             | 0              | 492   | 807    |
| 1961               | 10,349    | 785    | 19,471     | 565     | 38,885             | 0              | 481   | 295    |
| 1962               | 15,050    | 900    | 18,198     | 235     | 43,148             | 0              | 857   | 180    |
| 1963               | 19,800    | 9,263  | 19,574     | 818     | 56,305             | 0              | 1,079 | 131    |
| 1964               | 17,129    | 2,443  | 24,922     | 848     | 52,902             | 6              | 1,339 | 147    |
| IOWA               |           |        |            |         |                    |                |       |        |
| 1946               | -         | -      | 1,307      | 50      | -                  | 41             | -     | 1,654  |
| 1947               | -         | -      | 7,693      | 312     | -                  | 11             | -     | 115    |
| 1948               | -         | -      | 9,624      | 157     | -                  | 40             | -     | 850    |
| 1949               | -         | -      | 22,735     | 286     | -                  | 0              | -     | 496    |
| 1950               | -         | -      | 16,782     | 252     | -                  | 0              | -     | 268    |
| 1951               | 0         | 0      | 21,010     | 2,861   | 0                  | 0              | 22    | 3,114  |
| 1952               | 616       | 110    | 32,011     | 4,829   | 56                 | 0              | 1,005 | 4,721  |
| 1953               | 4,996     | 0      | 31,458     | 15,389  | 2,279              | 0              | 1,076 | 10,825 |
| 1954               | 21,039    | 0      | 49,140     | 4,907   | 9,401              | 0              | 4,649 | 12,618 |
| 1955               | 17,882    | 0      | 54,504     | 1,159   | 11,126             | 30             | 1,429 | 364    |
| 1956               | 10,523    | 642    | 27,922     | 444     | 5,617              | 0              | 1,946 | 48     |
| 1957               | 15,009    | 1,308  | 33,486     | 468     | 9,432              | 0              | 1,374 | 108    |
| 1958               | 18,114    | 777    | 49,526     | 3,900   | 18,331             | 0              | 591   | 197    |
| 1959               | 30,090    | 218    | 68,131     | 5,421   | 28,588             | 0              | 1,118 | 144    |
| 1960               | 31,187    | 76     | 67,606     | 4,416   | 45,984             | 0              | 1,087 | 665    |
| 1961               | 40,484    | 0      | 73,899     | 8,688   | 90,018             | 0              | 1,928 | 481    |
| 1962               | 55,105    | 21,430 | 78,430     | 3,838   | 108,026            | 0              | 3,938 | 1,027  |
| 1963               | 97,674    | 59,463 | 75,443     | 1,494   | 147,416            | 0              | 4,502 | 378    |
| 1964               | 139,678   | 95,046 | 84,583     | 1,868   | 136,628            | 0              | 4,180 | 280    |

SEE FOOTNOTES AT END OF TABLE



TABLE 5.--CHEMICAL NITROGEN MATERIALS: CONSUMPTION, 1/ UNITED STATES AND BY STATES, 1946-64

| YEAR ENDED JUNE 30 | AMMONIA   |      | AMMONIUM   |         | NITROGEN SOLUTIONS | SODIUM NITRATE | UREA   | OTHER  |
|--------------------|-----------|------|------------|---------|--------------------|----------------|--------|--------|
|                    | ANHYDROUS | AQUA | NITRATE    | SULFATE |                    |                |        |        |
|                    | TONS      | TONS | TONS<br>2/ | TONS    |                    |                |        |        |
| MISSOURI           |           |      |            |         |                    |                |        |        |
| 1946               | -         | -    | 1,225      | 3       | -                  | 133            | -      | 449    |
| 1947               | -         | -    | 6,285      | 351     | -                  | 132            | -      | 108    |
| 1948               | -         | -    | 9,417      | 578     | -                  | 168            | -      | 426    |
| 1949               | -         | -    | 13,748     | 342     | -                  | 263            | -      | 835    |
| 1950               | -         | -    | 22,124     | 205     | -                  | 214            | -      | 2,089  |
| 1951               | 3,454     | 0    | 24,798     | 2,431   | 0                  | 394            | 528    | 5,925  |
| 1952               | 8,910     | 0    | 27,485     | 6,406   | 617                | 548            | 825    | 7,128  |
| 1953               | 12,575    | 0    | 33,706     | 7,302   | 1,790              | 256            | 989    | 12,204 |
| 1954               | 22,218    | 0    | 44,004     | 9,249   | 5,832              | 246            | 1,044  | 4,752  |
| 1955               | 14,978    | 0    | 58,326     | 1,650   | 3,476              | 140            | 503    | 3,719  |
| 1956               | 15,538    | 0    | 57,181     | 948     | 4,369              | 18             | 746    | 45     |
| 1957               | 15,360    | 0    | 83,939     | 2,180   | 11,201             | 66             | 373    | 39     |
| 1958               | 21,508    | 23   | 65,056     | 4,425   | 12,973             | 286            | 224    | 284    |
| 1959               | 28,871    | 313  | 79,604     | 1,034   | 17,717             | 394            | 481    | 200    |
| 1960               | 28,547    | 372  | 78,612     | 2,132   | 20,028             | 424            | 776    | 628    |
| 1961               | 32,407    | 451  | 90,386     | 992     | 28,442             | 347            | 3,305  | 286    |
| 1962               | 37,253    | 599  | 83,401     | 536     | 36,758             | 438            | 5,872  | 0      |
| 1963               | 56,836    | 372  | 98,109     | 285     | 50,221             | 386            | 9,517  | 403    |
| 1964               | 64,367    | 899  | 115,994    | 288     | 52,482             | 364            | 12,363 | 510    |
| NORTH DAKOTA       |           |      |            |         |                    |                |        |        |
| 1946               | -         | -    | 0          | 0       | -                  | 0              | -      | 0      |
| 1947               | -         | -    | 10         | 43      | -                  | 0              | -      | 0      |
| 1948               | -         | -    | 45         | 0       | -                  | 0              | -      | 40     |
| 1949               | -         | -    | 781        | 26      | -                  | 0              | -      | 0      |
| 1950               | -         | -    | 304        | 46      | -                  | 0              | -      | 24     |
| 1951               | 0         | 0    | 314        | 3       | 0                  | 0              | 1      | 0      |
| 1952               | 0         | 0    | 353        | 15      | 0                  | 2              | 0      | 1      |
| 1953               | 23        | 0    | 210        | 15      | 0                  | 0              | 0      | 140    |
| 1954               | 30        | 0    | 425        | 70      | 0                  | 0              | 0      | 55     |
| 1955               | 134       | 0    | 579        | 87      | 141                | 0              | 34     | 0      |
| 1956               | 102       | 0    | 947        | 20      | 64                 | 0              | 42     | 0      |
| 1957               | 235       | 0    | 1,101      | 85      | 49                 | 0              | 73     | 0      |
| 1958               | 555       | 0    | 2,071      | 32      | 43                 | 0              | 40     | 10     |
| 1959               | 1,026     | 15   | 3,464      | 130     | 253                | 0              | 30     | 12     |
| 1960               | 2,995     | 0    | 3,426      | 35      | 485                | 0              | 30     | 45     |
| 1961               | 3,601     | 2    | 4,625      | 167     | 2,417              | 0              | 53     | 23     |
| 1962               | 1,390     | 43   | 9,295      | 980     | 2,767              | 158            | 69     | 30     |
| 1963               | 2,202     | 0    | 5,181      | 914     | 2,224              | 0              | 50     | 28     |
| 1964               | 1,238     | 0    | 10,981     | 238     | 1,838              | 0              | 58     | 38     |

SEE FOOTNOTES AT END OF TABLE

TABLE 5.--CHEMICAL NITROGEN MATERIALS: CONSUMPTION, 1/ UNITED STATES AND BY STATES, 1946-64

| YEAR ENDED JUNE 30 | AMMONIA   |        | AMMONIUM          |         | NITROGEN SOLUTIONS | SODIUM NITRATE | UREA  | OTHER  |
|--------------------|-----------|--------|-------------------|---------|--------------------|----------------|-------|--------|
|                    | ANHYDROUS | AQUA   | NITRATE <u>2/</u> | SULFATE |                    |                |       |        |
|                    | TONS      | TONS   | TONS              | TONS    |                    |                |       |        |
| SOUTH DAKOTA       |           |        |                   |         |                    |                |       |        |
| 1946               | -         | -      | 0                 | 0       | -                  | 155            | -     | 0      |
| 1947               | -         | -      | 0                 | 0       | -                  | 0              | -     | 0      |
| 1948               | -         | -      | 10                | 0       | -                  | 0              | -     | 0      |
| 1949               | -         | -      | 312               | 240     | -                  | 0              | -     | 2      |
| 1950               | -         | -      | 530               | 0       | -                  | 0              | -     | 40     |
| 1951               | 0         | 0      | 618               | 312     | 0                  | 0              | 20    | 60     |
| 1952               | 0         | 0      | 1,017             | 181     | 0                  | 0              | 60    | 65     |
| 1953               | 260       | 0      | 2,230             | 276     | 0                  | 0              | 168   | 46     |
| 1954               | 1,357     | 0      | 3,103             | 403     | 171                | 7              | 139   | 171    |
| 1955               | 1,695     | 0      | 4,680             | 168     | 394                | 0              | 269   | 3      |
| 1956               | 1,618     | 0      | 2,455             | 7       | 319                | 0              | 394   | 0      |
| 1957               | 654       | 0      | 2,535             | 55      | 44                 | 0              | 192   | 12     |
| 1958               | 1,374     | 382    | 5,941             | 80      | 620                | 0              | 105   | 79     |
| 1959               | 1,387     | 436    | 8,613             | 43      | 1,291              | 0              | 359   | 95     |
| 1960               | 1,097     | 800    | 6,870             | 116     | 1,804              | 0              | 268   | 148    |
| 1961               | 1,021     | 1,439  | 10,752            | 18      | 4,916              | 0              | 399   | 218    |
| 1962               | 1,193     | 1,082  | 16,195            | 64      | 2,197              | 0              | 1,663 | 141    |
| 1963               | 1,459     | 2,799  | 21,094            | 583     | 1,670              | 0              | 1,187 | 254    |
| 1964               | 1,676     | 639    | 23,268            | 2,164   | 4,049              | 0              | 908   | 294    |
| NEBRASKA           |           |        |                   |         |                    |                |       |        |
| 1946               | -         | -      | 4,012             | 0       | -                  | 0              | -     | 0      |
| 1947               | -         | -      | 5,198             | 255     | -                  | 0              | -     | 0      |
| 1948               | -         | -      | 10,321            | 1,413   | -                  | 30             | -     | 410    |
| 1949               | -         | -      | 16,316            | 253     | -                  | 0              | -     | 624    |
| 1950               | -         | -      | 22,578            | 569     | -                  | 0              | -     | 160    |
| 1951               | 0         | 0      | 16,017            | 8,999   | 0                  | 0              | 745   | 10,096 |
| 1952               | 1,823     | 0      | 23,261            | 7,849   | 74                 | 0              | 0     | 5,946  |
| 1953               | 9,306     | 0      | 28,526            | 12,061  | 1,653              | 0              | 3,796 | 14,683 |
| 1954               | 25,294    | 0      | 40,754            | 4,045   | 13,958             | 0              | 3,991 | 4,059  |
| 1955               | 22,766    | 101    | 68,604            | 544     | 13,714             | 0              | 2,059 | 150    |
| 1956               | 36,153    | 498    | 30,013            | 312     | 11,291             | 0              | 2,667 | 173    |
| 1957               | 45,508    | 1,458  | 35,208            | 2,134   | 18,745             | 0              | 3,878 | 106    |
| 1958               | 68,517    | 8,219  | 52,492            | 1,827   | 35,043             | 0              | 1,668 | 83     |
| 1959               | 80,914    | 12,306 | 66,727            | 1,686   | 57,121             | 0              | 2,294 | 75     |
| 1960               | 83,627    | 15,333 | 59,537            | 881     | 73,522             | 0              | 1,900 | 350    |
| 1961               | 135,403   | 22,428 | 85,064            | 1,452   | 110,158            | 0              | 3,876 | 533    |
| 1962               | 124,712   | 17,518 | 74,946            | 1,102   | 101,745            | 0              | 4,793 | 1,011  |
| 1963               | 150,717   | 21,778 | 75,626            | 2,438   | 100,532            | 0              | 4,205 | 1,918  |
| 1964               | 157,844   | 14,834 | 82,499            | 3,387   | 77,665             | 0              | 5,733 | 3,142  |

SEE FOOTNOTES AT END OF TABLE

TABLE 5.--CHEMICAL NITROGEN MATERIALS: CONSUMPTION, 1/ UNITED STATES AND BY STATES, 1946-64

| YEAR ENDED JUNE 30 | AMMONIA   |      | AMMONIUM |         | NITROGEN SOLUTIONS | SODIUM NITRATE | UREA   | OTHER |
|--------------------|-----------|------|----------|---------|--------------------|----------------|--------|-------|
|                    | ANHYDROUS | AQUA | NITRATE  | SULFATE |                    |                |        |       |
|                    | TONS      | TONS | TONS     | TONS    |                    |                |        |       |
| KANSAS             |           |      |          |         |                    |                |        |       |
| 1946               | -         | -    | 469      | 46      | -                  | 23             | -      | 121   |
| 1947               | -         | -    | 3,991    | 160     | -                  | 10             | -      | 30    |
| 1948               | -         | -    | 6,408    | 2,020   | -                  | 0              | -      | 140   |
| 1949               | -         | -    | 6,631    | 405     | -                  | 0              | -      | 10    |
| 1950               | -         | -    | 25,427   | 1,421   | -                  | 5              | -      | 58    |
| 1951               | 26        | 0    | 23,374   | 4,062   | 0                  | 1,131          | 40     | 355   |
| 1952               | 824       | 0    | 25,054   | 11,070  | 0                  | 20             | 0      | 1,261 |
| 1953               | 4,346     | 0    | 23,693   | 7,943   | 728                | 24             | 890    | 8,321 |
| 1954               | 9,048     | 0    | 25,826   | 5,943   | 236                | 0              | 790    | 1,534 |
| 1955               | 8,523     | 0    | 48,207   | 386     | 326                | 0              | 346    | 5     |
| 1956               | 8,240     | 0    | 38,426   | 617     | 636                | 4              | 356    | 3     |
| 1957               | 7,655     | 0    | 48,900   | 1,647   | 253                | 1              | 988    | 17    |
| 1958               | 9,441     | 0    | 52,521   | 1,120   | 1,112              | 0              | 724    | 83    |
| 1959               | 7,500     | 232  | 81,159   | 501     | 22,818             | 0              | 458    | 47    |
| 1960               | 16,290    | 0    | 76,108   | 686     | 35,875             | 0              | 944    | 338   |
| 1961               | 19,469    | 199  | 94,488   | 824     | 63,122             | 0              | 3,203  | 82    |
| 1962               | 21,543    | 89   | 111,675  | 944     | 99,687             | 12             | 12,180 | 38    |
| 1963               | 31,612    | 95   | 125,622  | 651     | 118,534            | 77             | 21,548 | 1,167 |
| 1964               | 43,220    | 0    | 119,506  | 893     | 108,879            | 0              | 24,844 | 83    |
| KENTUCKY           |           |      |          |         |                    |                |        |       |
| 1946               | -         | -    | 8,189    | 86      | -                  | 2,335          | -      | 2,770 |
| 1947               | -         | -    | 8,815    | 59      | -                  | 897            | -      | 2,154 |
| 1948               | -         | -    | 7,366    | 63      | -                  | 1,497          | -      | 2,939 |
| 1949               | -         | -    | 8,052    | 404     | -                  | 4,215          | -      | 2,596 |
| 1950               | -         | -    | 19,297   | 404     | -                  | 1,969          | -      | 2,448 |
| 1951               | 357       | 0    | 22,951   | 812     | 0                  | 1,850          | 14     | 2,547 |
| 1952               | 822       | 0    | 30,486   | 2,593   | 111                | 2,335          | 210    | 3,848 |
| 1953               | 631       | 0    | 31,052   | 1,597   | 84                 | 4,053          | 149    | 6,485 |
| 1954               | 1,317     | 0    | 29,705   | 1,272   | 532                | 2,221          | 95     | 3,671 |
| 1955               | 795       | 0    | 26,219   | 308     | 224                | 1,667          | 214    | 1,803 |
| 1956               | 1,641     | 0    | 29,387   | 485     | 474                | 1,467          | 162    | 1,527 |
| 1957               | 2,196     | 0    | 32,789   | 564     | 1,525              | 1,657          | 147    | 1,590 |
| 1958               | 3,137     | 0    | 32,838   | 1,003   | 1,631              | 1,657          | 169    | 1,879 |
| 1959               | 4,169     | 0    | 37,429   | 897     | 3,679              | 1,871          | 340    | 1,632 |
| 1960               | 4,914     | 0    | 32,753   | 1,251   | 6,476              | 1,876          | 296    | 1,517 |
| 1961               | 4,499     | 0    | 38,810   | 1,189   | 6,501              | 2,563          | 540    | 1,955 |
| 1962               | 7,500     | 0    | 43,405   | 807     | 11,937             | 3,183          | 1,202  | 2,648 |
| 1963               | 8,911     | 0    | 47,945   | 800     | 10,654             | 3,029          | 1,595  | 2,640 |
| 1964               | 11,440    | 0    | 45,958   | 604     | 17,002             | 2,418          | 1,271  | 2,423 |

SEE FOOTNOTES AT END OF TABLE

TABLE 5.--CHEMICAL NITROGEN MATERIALS: CONSUMPTION, 1/ UNITED STATES AND BY STATES, 1946-64

| YEAR ENDED JUNE 30 | AMMONIA   |      | AMMONIUM          |         | NITROGEN SOLUTIONS | SODIUM NITRATE | UREA  | OTHER  |
|--------------------|-----------|------|-------------------|---------|--------------------|----------------|-------|--------|
|                    | ANHYDROUS | AQUA | NITRATE <u>2/</u> | SULFATE |                    |                |       |        |
|                    | TONS      | TONS | TONS              | TONS    |                    |                |       |        |
| TENNESSEE          |           |      |                   |         |                    |                |       |        |
| 1946               | -         | -    | 11,561            | 9       | -                  | 17,758         | -     | 1,892  |
| 1947               | -         | -    | 16,758            | 155     | -                  | 8,907          | -     | 1,815  |
| 1948               | -         | -    | 8,462             | 505     | -                  | 14,015         | -     | 1,445  |
| 1949               | -         | -    | 6,300             | 803     | -                  | 14,844         | -     | 3,294  |
| 1950               | -         | -    | 22,464            | 1,122   | -                  | 15,484         | -     | 4,414  |
| 1951               | 1,802     | 0    | 24,821            | 222     | 0                  | 16,366         | 0     | 3,863  |
| 1952               | 3,915     | 0    | 48,099            | 734     | 0                  | 19,136         | 51    | 3,850  |
| 1953               | 3,417     | 0    | 51,313            | 543     | 0                  | 20,992         | 160   | 12,225 |
| 1954               | 6,568     | 0    | 37,049            | 370     | 63                 | 18,745         | 310   | 3,431  |
| 1955               | 4,573     | 0    | 42,721            | 194     | 0                  | 16,146         | 1,062 | 3,563  |
| 1956               | 12,031    | 0    | 35,762            | 898     | 0                  | 16,254         | 33    | 1,564  |
| 1957               | 8,930     | 0    | 44,188            | 464     | 56                 | 17,601         | 39    | 1,472  |
| 1958               | 5,440     | 0    | 33,839            | 452     | 120                | 19,057         | 22    | 2,818  |
| 1959               | 9,047     | 0    | 39,514            | 207     | 165                | 24,666         | 34    | 2,350  |
| 1960               | 13,143    | 0    | 42,279            | 248     | 1,386              | 24,167         | 93    | 2,272  |
| 1961               | 10,351    | 17   | 44,398            | 2,533   | 9,836              | 24,427         | 51    | 1,819  |
| 1962               | 17,114    | 0    | 50,635            | 2,875   | 11,150             | 26,704         | 257   | 2,904  |
| 1963               | 21,963    | 0    | 58,195            | 91      | 12,795             | 27,271         | 2,661 | 1,504  |
| 1964               | 26,535    | 300  | 57,605            | 60      | 24,066             | 22,400         | 702   | 1,555  |
| ALABAMA            |           |      |                   |         |                    |                |       |        |
| 1946               | -         | -    | 11,618            | 338     | -                  | 79,033         | -     | 2,375  |
| 1947               | -         | -    | 17,256            | 1,706   | -                  | 53,403         | -     | 1,939  |
| 1948               | -         | -    | 18,650            | 5,131   | -                  | 83,400         | -     | 796    |
| 1949               | -         | -    | 16,719            | 6,095   | -                  | 85,944         | -     | 4,752  |
| 1950               | -         | -    | 34,792            | 3,388   | -                  | 87,581         | -     | 2,813  |
| 1951               | 1,388     | 0    | 40,966            | 4,579   | 0                  | 113,025        | 16    | 7,114  |
| 1952               | 2,960     | 0    | 61,626            | 5,810   | 351                | 99,781         | 470   | 11,913 |
| 1953               | 2,037     | 0    | 58,588            | 918     | 0                  | 99,800         | 540   | 21,135 |
| 1954               | 2,606     | 0    | 52,602            | 1,280   | 0                  | 98,370         | 180   | 44,708 |
| 1955               | 2,300     | 0    | 75,559            | 1,080   | 1,277              | 92,328         | 149   | 40,493 |
| 1956               | 2,937     | 0    | 79,130            | 2,074   | 734                | 85,655         | 179   | 35,918 |
| 1957               | 3,497     | 0    | 80,044            | 3,641   | 263                | 79,544         | 164   | 33,904 |
| 1958               | 4,222     | 0    | 73,331            | 10,013  | 742                | 67,994         | 12    | 24,765 |
| 1959               | 5,803     | 0    | 81,058            | 12,164  | 2,722              | 75,337         | 10    | 33,678 |
| 1960               | 7,592     | 0    | 84,427            | 8,895   | 7,800              | 73,726         | 23    | 33,296 |
| 1961               | 7,617     | 0    | 73,758            | 8,870   | 8,680              | 63,588         | 505   | 30,270 |
| 1962               | 7,787     | 0    | 77,023            | 7,351   | 17,221             | 57,376         | 718   | 31,252 |
| 1963               | 10,130    | 0    | 83,720            | 6,235   | 32,044             | 51,175         | 2,012 | 27,974 |
| 1964               | 11,699    | 0    | 87,037            | 5,862   | 51,325             | 40,532         | 2,563 | 22,129 |

SEE FOOTNOTES AT END OF TABLE

TABLE 5.--CHEMICAL NITROGEN MATERIALS: CONSUMPTION, 1/ UNITED STATES AND BY STATES, 1946-64

| YEAR ENDED JUNE 30 | AMMONIA   |       | AMMONIUM |         | NITROGEN SOLUTIONS | SODIUM NITRATE | UREA   | OTHER  |
|--------------------|-----------|-------|----------|---------|--------------------|----------------|--------|--------|
|                    | ANHYDROUS | AQUA  | NITRATE  | SULFATE |                    |                |        |        |
|                    | TONS      | TONS  | TONS     | TONS    |                    |                |        |        |
| MISSISSIPPI        |           |       |          |         |                    |                |        |        |
| 1946               | -         | -     | 54,896   | 157     | -                  | 85,577         | -      | 31,027 |
| 1947               | -         | -     | 75,470   | 2,072   | -                  | 56,607         | -      | 27,786 |
| 1948               | -         | -     | 60,416   | 8,564   | -                  | 73,832         | -      | 28,031 |
| 1949               | -         | -     | 59,983   | 9,744   | -                  | 75,016         | -      | 39,139 |
| 1950               | -         | -     | 103,670  | 16,135  | -                  | 46,418         | -      | 39,064 |
| 1951               | 26,617    | 0     | 93,408   | 45,695  | 0                  | 63,478         | 44     | 25,758 |
| 1952               | 27,728    | 0     | 115,621  | 27,084  | 0                  | 62,334         | 80     | 16,325 |
| 1953               | 27,070    | 0     | 128,643  | 23,357  | 0                  | 54,386         | 10     | 25,179 |
| 1954               | 45,384    | 0     | 113,997  | 6,630   | 0                  | 60,283         | 55     | 24,441 |
| 1955               | 40,811    | 0     | 146,384  | 2,034   | 0                  | 59,633         | 152    | 17,993 |
| 1956               | 45,068    | 0     | 139,402  | 1,749   | 588                | 52,822         | 868    | 19,357 |
| 1957               | 42,827    | 0     | 171,050  | 960     | 7,268              | 51,693         | 822    | 12,460 |
| 1958               | 39,033    | 0     | 144,069  | 454     | 6,973              | 41,260         | 1,009  | 11,160 |
| 1959               | 41,512    | 0     | 132,661  | 643     | 13,112             | 44,269         | 3,159  | 8,977  |
| 1960               | 45,921    | 4,225 | 124,224  | 3,991   | 12,490             | 59,301         | 3,592  | 12,990 |
| 1961               | 44,876    | 1,400 | 123,051  | 1,637   | 15,852             | 54,293         | 2,052  | 13,667 |
| 1962               | 44,029    | 239   | 117,798  | 2,345   | 23,840             | 49,304         | 2,653  | 13,672 |
| 1963               | 46,934    | 576   | 118,216  | 1,468   | 22,593             | 50,211         | 4,417  | 8,878  |
| 1964               | 48,966    | 845   | 115,944  | 1,780   | 27,171             | 38,912         | 5,046  | 3,336  |
| ARKANSAS           |           |       |          |         |                    |                |        |        |
| 1946               | -         | -     | 16,741   | 193     | -                  | 19,018         | -      | 10,551 |
| 1947               | -         | -     | 28,205   | 182     | -                  | 12,201         | -      | 7,273  |
| 1948               | -         | -     | 24,015   | 317     | -                  | 18,482         | -      | 5,799  |
| 1949               | -         | -     | 23,801   | 3,113   | -                  | 15,556         | -      | 10,761 |
| 1950               | -         | -     | 48,213   | 1,560   | -                  | 18,447         | -      | 13,370 |
| 1951               | 8,914     | 0     | 39,212   | 8,029   | 0                  | 20,707         | 60     | 18,060 |
| 1952               | 8,628     | 0     | 41,266   | 8,389   | 0                  | 33,604         | 225    | 3,277  |
| 1953               | 11,316    | 0     | 34,793   | 8,391   | 0                  | 30,683         | 808    | 14,973 |
| 1954               | 20,535    | 0     | 39,150   | 10,859  | 0                  | 32,086         | 1,943  | 13,122 |
| 1955               | 15,026    | 24    | 65,578   | 8,479   | 0                  | 24,593         | 2,541  | 9,861  |
| 1956               | 23,038    | 0     | 63,607   | 4,123   | 727                | 23,839         | 6,452  | 10,782 |
| 1957               | 17,862    | 50    | 68,920   | 5,630   | 5,754              | 24,875         | 6,857  | 5,308  |
| 1958               | 21,373    | 393   | 41,737   | 4,004   | 7,241              | 25,404         | 7,322  | 4,697  |
| 1959               | 24,104    | 717   | 50,701   | 3,563   | 11,720             | 32,033         | 13,003 | 5,944  |
| 1960               | 23,111    | 773   | 49,556   | 2,513   | 14,969             | 30,042         | 13,754 | 5,434  |
| 1961               | 22,102    | 862   | 51,967   | 1,946   | 16,227             | 27,883         | 17,951 | 5,344  |
| 1962               | 21,156    | 694   | 53,090   | 2,132   | 18,140             | 29,496         | 22,601 | 3,797  |
| 1963               | 23,635    | 616   | 52,985   | 1,745   | 19,910             | 23,983         | 28,285 | 3,257  |
| 1964               | 24,321    | 452   | 72,464   | 1,550   | 29,742             | 22,810         | 28,169 | 2,065  |

SEE FOOTNOTES AT END OF TABLE

TABLE 5.--CHEMICAL NITROGEN MATERIALS: CONSUMPTION, 1/ UNITED STATES AND BY STATES, 1946-64

| YEAR ENDED JUNE 30 | AMMONIA   |       | AMMONIUM          |         | NITROGEN SOLUTIONS | SODIUM NITRATE | UREA   | OTHER  |
|--------------------|-----------|-------|-------------------|---------|--------------------|----------------|--------|--------|
|                    | ANHYDROUS | AQUA  | NITRATE <u>2/</u> | SULFATE |                    |                |        |        |
|                    | TONS      | TONS  | TONS              | TONS    |                    |                |        |        |
| LOUISIANA          |           |       |                   |         |                    |                |        |        |
| 1946               | -         | -     | 14,568            | 774     | -                  | 36,332         | -      | 21,195 |
| 1947               | -         | -     | 24,921            | 461     | -                  | 20,091         | -      | 16,074 |
| 1948               | -         | -     | 26,609            | 459     | -                  | 21,596         | -      | 7,884  |
| 1949               | -         | -     | 14,144            | 1,748   | -                  | 19,542         | -      | 9,382  |
| 1950               | -         | -     | 29,210            | 1,644   | -                  | 24,081         | -      | 11,028 |
| 1951               | 14,663    | 1,106 | 24,949            | 4,511   | 0                  | 28,019         | 118    | 8,888  |
| 1952               | 19,150    | 1,189 | 24,403            | 6,963   | 702                | 31,002         | 309    | 5,072  |
| 1953               | 16,024    | 984   | 25,936            | 6,649   | 723                | 27,528         | 519    | 6,712  |
| 1954               | 23,390    | 1,908 | 28,483            | 11,229  | 0                  | 34,144         | 494    | 3,733  |
| 1955               | 23,757    | 4,116 | 41,279            | 7,072   | 0                  | 30,003         | 744    | 5,256  |
| 1956               | 25,510    | 2,819 | 35,921            | 9,304   | 0                  | 24,110         | 1,223  | 2,762  |
| 1957               | 24,895    | 1,564 | 41,736            | 9,693   | 4,863              | 20,815         | 935    | 1,771  |
| 1958               | 27,132    | 3,660 | 33,130            | 11,346  | 5,560              | 21,585         | 1,426  | 1,976  |
| 1959               | 25,710    | 2,337 | 35,708            | 10,583  | 6,838              | 23,163         | 1,822  | 2,628  |
| 1960               | 27,741    | 5,325 | 40,420            | 11,138  | 4,792              | 22,663         | 3,042  | 2,549  |
| 1961               | 28,108    | 4,911 | 40,105            | 11,559  | 7,675              | 20,383         | 4,350  | 1,339  |
| 1962               | 26,113    | 5,260 | 44,761            | 12,848  | 10,706             | 20,788         | 8,166  | 1,000  |
| 1963               | 31,962    | 5,602 | 48,011            | 12,883  | 11,176             | 18,862         | 10,139 | 327    |
| 1964               | 34,430    | 5,340 | 50,103            | 12,088  | 12,490             | 17,850         | 8,392  | 302    |
| OKLAHOMA           |           |       |                   |         |                    |                |        |        |
| 1946               | -         | -     | 107               | 86      | -                  | 552            | -      | 12     |
| 1947               | -         | -     | 748               | 125     | -                  | 141            | -      | 91     |
| 1948               | -         | -     | 789               | 241     | -                  | 145            | -      | 70     |
| 1949               | -         | -     | 2,532             | 101     | -                  | 151            | -      | 56     |
| 1950               | -         | -     | 4,083             | 470     | -                  | 163            | -      | 52     |
| 1951               | 28        | 0     | 4,507             | 489     | 0                  | 127            | 0      | 60     |
| 1952               | 87        | 0     | 8,236             | 2,646   | 0                  | 357            | 0      | 11     |
| 1953               | 683       | 0     | 7,666             | 3,056   | 0                  | 338            | 250    | 74     |
| 1954               | 1,719     | 0     | 11,589            | 2,471   | 0                  | 413            | 150    | 160    |
| 1955               | 1,794     | 0     | 9,250             | 662     | 0                  | 675            | 169    | 1      |
| 1956               | 1,621     | 0     | 5,693             | 971     | 0                  | 354            | 278    | 61     |
| 1957               | 1,329     | 0     | 5,727             | 1,114   | 188                | 402            | 224    | 0      |
| 1958               | 1,464     | 220   | 6,007             | 1,518   | 38                 | 572            | 295    | 27     |
| 1959               | 1,567     | 4     | 6,688             | 1,259   | 690                | 524            | 235    | 52     |
| 1960               | 3,057     | 813   | 8,270             | 1,160   | 1,839              | 701            | 425    | 34     |
| 1961               | 3,532     | 0     | 11,536            | 1,537   | 5,053              | 348            | 1,810  | 9      |
| 1962               | 5,144     | 0     | 32,126            | 2,017   | 19,302             | 447            | 12,951 | 90     |
| 1963               | 10,724    | 0     | 33,972            | 1,939   | 30,557             | 294            | 19,406 | 61     |
| 1964               | 13,760    | 0     | 43,651            | 3,065   | 40,351             | 346            | 16,767 | 7      |

SEE FOOTNOTES AT END OF TABLE

TABLE 5.--CHEMICAL NITROGEN MATERIALS: CONSUMPTION, 1/ UNITED STATES AND BY STATES, 1946-64

| YEAR ENDED JUNE 30 | AMMONIA   |        | AMMONIUM          |         | NITROGEN SOLUTIONS | SODIUM NITRATE | UREA   | OTHER |
|--------------------|-----------|--------|-------------------|---------|--------------------|----------------|--------|-------|
|                    | ANHYDROUS | AQUA   | NITRATE <u>2/</u> | SULFATE |                    |                |        |       |
|                    | TONS      | TONS   | TONS              | TONS    |                    |                |        |       |
| TEXAS              |           |        |                   |         |                    |                |        |       |
| 1946               | -         | -      | 23,988            | 183     | -                  | 9,136          | -      | 1,735 |
| 1947               | -         | -      | 29,611            | 960     | -                  | 1,585          | -      | 931   |
| 1948               | -         | -      | 15,722            | 938     | -                  | 1,394          | -      | 1,080 |
| 1949               | -         | -      | 11,007            | 1,729   | -                  | 1,772          | -      | 2,791 |
| 1950               | -         | -      | 18,971            | 5,318   | -                  | 2,052          | -      | 7,540 |
| 1951               | 3,893     | 181    | 22,109            | 14,980  | 0                  | 2,763          | 1,142  | 1,806 |
| 1952               | 17,454    | 45     | 24,636            | 25,526  | 0                  | 2,944          | 2,155  | 2,617 |
| 1953               | 18,524    | 519    | 25,942            | 33,490  | 844                | 2,254          | 1,900  | 3,543 |
| 1954               | 25,406    | 0      | 33,532            | 40,673  | 2,482              | 2,575          | 1,854  | 2,017 |
| 1955               | 27,158    | 0      | 33,025            | 40,751  | 4,218              | 1,711          | 2,886  | 1,008 |
| 1956               | 41,589    | 0      | 22,288            | 43,095  | 6,526              | 1,865          | 5,286  | 3,202 |
| 1957               | 61,750    | 0      | 23,415            | 59,267  | 6,883              | 1,545          | 5,461  | 610   |
| 1958               | 89,958    | 3,571  | 25,268            | 80,910  | 9,847              | 1,596          | 9,657  | 905   |
| 1959               | 94,473    | 3,736  | 28,806            | 66,749  | 5,531              | 1,481          | 8,120  | 2,937 |
| 1960               | 111,694   | 1,386  | 29,125            | 65,251  | 14,570             | 1,245          | 13,755 | 4,746 |
| 1961               | 116,163   | 0      | 39,258            | 62,853  | 27,416             | 1,211          | 16,530 | 4,993 |
| 1962               | 163,220   | 9,788  | 56,466            | 68,862  | 20,925             | 1,702          | 24,697 | 525   |
| 1963               | 213,654   | 24,744 | 59,665            | 83,724  | 34,727             | 1,773          | 34,246 | 3,965 |
| 1964               | 222,951   | 34,903 | 90,450            | 84,204  | 28,135             | 930            | 39,687 | 2,788 |
| MONTANA            |           |        |                   |         |                    |                |        |       |
| 1946               | -         | -      | 626               | 51      | -                  | 20             | -      | 1     |
| 1947               | -         | -      | 470               | 1,201   | -                  | 62             | -      | 0     |
| 1948               | -         | -      | 0                 | 842     | -                  | 5              | -      | 0     |
| 1949               | -         | -      | 0                 | 382     | -                  | 13             | -      | 0     |
| 1950               | -         | -      | 0                 | 110     | -                  | 0              | -      | 80    |
| 1951               | 0         | 0      | 2,580             | 3,099   | 0                  | 0              | 150    | 0     |
| 1952               | 0         | 0      | 3,150             | 3,471   | 0                  | 0              | 80     | 0     |
| 1953               | 40        | 0      | 3,620             | 3,841   | 0                  | 0              | 0      | 0     |
| 1954               | 0         | 0      | 5,260             | 2,735   | 0                  | 0              | 0      | 0     |
| 1955               | 225       | 0      | 3,030             | 1,154   | 0                  | 0              | 61     | 0     |
| 1956               | 1,088     | 0      | 2,910             | 2,699   | 102                | 0              | 221    | 0     |
| 1957               | 1,963     | 352    | 6,000             | 3,192   | 161                | 0              | 149    | 16    |
| 1958               | 1,574     | 407    | 4,127             | 483     | 259                | 0              | 109    | 22    |
| 1959               | 1,406     | 194    | 5,303             | 701     | 45                 | 0              | 11     | 30    |
| 1960               | 1,641     | 565    | 6,707             | 511     | 44                 | 0              | 52     | 108   |
| 1961               | 3,047     | 263    | 7,072             | 154     | 50                 | 0              | 0      | 45    |
| 1962               | 1,290     | 1,010  | 7,918             | 445     | 83                 | 0              | 57     | 35    |
| 1963               | 1,703     | 1,144  | 7,174             | 583     | 69                 | 0              | 370    | 26    |
| 1964               | 1,033     | 278    | 5,748             | 394     | 574                | 0              | 56     | 54    |

SEE FOOTNOTES AT END OF TABLE

TABLE 5.--CHEMICAL NITROGEN MATERIALS: CONSUMPTION, <sup>1/</sup> UNITED STATES AND BY STATES, 1946-64

| YEAR ENDED<br>JUNE<br>30 | AMMONIA   |        | AMMONIUM                 |         | NITROGEN<br>SOLUTIONS | SODIUM<br>NITRATE | UREA  | OTHER |
|--------------------------|-----------|--------|--------------------------|---------|-----------------------|-------------------|-------|-------|
|                          | ANHYDROUS | AQUA   | NITRATE<br><sup>2/</sup> | SULFATE |                       |                   |       |       |
|                          | TONS      | TONS   | TONS                     | TONS    |                       |                   |       |       |
| IDAHO                    |           |        |                          |         |                       |                   |       |       |
| 1946                     | -         | -      | 3,159                    | 1,345   | -                     | 401               | -     | 0     |
| 1947                     | -         | -      | 160                      | 8,770   | -                     | 337               | -     | 0     |
| 1948                     | -         | -      | 2,446                    | 3,456   | -                     | 130               | -     | 0     |
| 1949                     | -         | -      | 144                      | 5,759   | -                     | 40                | -     | 30    |
| 1950                     | -         | -      | 3,193                    | 8,796   | -                     | 0                 | -     | 320   |
| 1951                     | 0         | 0      | 2,885                    | 7,688   | 0                     | 0                 | 0     | 40    |
| 1952                     | 0         | 0      | 6,218                    | 13,038  | 0                     | 0                 | 73    | 66    |
| 1953                     | 182       | 0      | 9,629                    | 17,693  | 0                     | 3                 | 279   | 319   |
| 1954                     | 1,539     | 0      | 13,754                   | 19,227  | 0                     | 0                 | 40    | 670   |
| 1955                     | 3,960     | 1,896  | 20,185                   | 31,463  | 1                     | 30                | 170   | 613   |
| 1956                     | 4,492     | 3,495  | 6,949                    | 9,691   | 21                    | 30                | 485   | 235   |
| 1957                     | 3,041     | 9,629  | 11,114                   | 10,593  | 245                   | 0                 | 411   | 256   |
| 1958                     | 6,142     | 14,095 | 17,912                   | 17,371  | 498                   | 30                | 401   | 410   |
| 1959                     | 5,120     | 17,971 | 21,153                   | 21,498  | 2,109                 | 0                 | 428   | 405   |
| 1960                     | 6,121     | 13,699 | 23,574                   | 14,922  | 1,974                 | 0                 | 700   | 2,666 |
| 1961                     | 10,510    | 23,139 | 21,871                   | 16,617  | 6,697                 | 0                 | 1,451 | 340   |
| 1962                     | 10,706    | 24,469 | 22,245                   | 16,928  | 6,998                 | 0                 | 1,477 | 354   |
| 1963                     | 10,759    | 11,487 | 27,175                   | 28,663  | 8,022                 | 0                 | 5,353 | 618   |
| 1964                     | 11,958    | 13,453 | 31,199                   | 38,836  | 8,907                 | 0                 | 7,051 | 5,669 |
| WYOMING                  |           |        |                          |         |                       |                   |       |       |
| 1946                     | -         | -      | 1                        | 0       | -                     | 0                 | -     | 0     |
| 1947                     | -         | -      | 100                      | 40      | -                     | 0                 | -     | 0     |
| 1948                     | -         | -      | 0                        | 700     | -                     | 0                 | -     | 0     |
| 1949                     | -         | -      | 75                       | 196     | -                     | 0                 | -     | 30    |
| 1950                     | -         | -      | 240                      | 54      | -                     | 0                 | -     | 46    |
| 1951                     | 0         | 0      | 60                       | 410     | 0                     | 0                 | 0     | 0     |
| 1952                     | 26        | 0      | 202                      | 360     | 0                     | 0                 | 0     | 0     |
| 1953                     | 52        | 0      | 1,450                    | 751     | 0                     | 0                 | 140   | 0     |
| 1954                     | 250       | 0      | 1,049                    | 477     | 0                     | 0                 | 139   | 0     |
| 1955                     | 206       | 0      | 848                      | 299     | 0                     | 0                 | 238   | 0     |
| 1956                     | 900       | 34     | 842                      | 422     | 0                     | 0                 | 362   | 0     |
| 1957                     | 1,115     | 0      | 1,418                    | 288     | 16                    | 0                 | 342   | 0     |
| 1958                     | 1,003     | 0      | 3,350                    | 632     | 4                     | 0                 | 525   | 10    |
| 1959                     | 1,013     | 276    | 3,385                    | 629     | 688                   | 0                 | 530   | 22    |
| 1960                     | 1,008     | 297    | 3,865                    | 658     | 1,215                 | 0                 | 495   | 104   |
| 1961                     | 1,260     | 0      | 3,791                    | 245     | 939                   | 0                 | 459   | 29    |
| 1962                     | 1,173     | 55     | 3,530                    | 269     | 874                   | 0                 | 527   | 32    |
| 1963                     | 1,984     | 100    | 5,658                    | 869     | 913                   | 0                 | 693   | 17    |
| 1964                     | 675       | 0      | 8,008                    | 567     | 1,065                 | 0                 | 387   | 31    |

SEE FOOTNOTES AT END OF TABLE



TABLE 5.--CHEMICAL NITROGEN MATERIALS: CONSUMPTION, <sup>1/</sup> UNITED STATES AND BY STATES, 1946-64

| YEAR ENDED JUNE 30 | AMMONIA   |       | AMMONIUM |         | NITROGEN SOLUTIONS | SODIUM NITRATE | UREA  | OTHER |
|--------------------|-----------|-------|----------|---------|--------------------|----------------|-------|-------|
|                    | ANHYDROUS | AQUA  | NITRATE  | SULFATE |                    |                |       |       |
|                    | TONS      | TONS  | TONS     | TONS    |                    |                |       |       |
| COLORADO           |           |       |          |         |                    |                |       |       |
| 1946               | -         | -     | 5,077    | 700     | -                  | 400            | -     | 40    |
| 1947               | -         | -     | 2,490    | 161     | -                  | 46             | -     | 5     |
| 1948               | -         | -     | 943      | 3,383   | -                  | 123            | -     | 20    |
| 1949               | -         | -     | 1,101    | 3,112   | -                  | 22             | -     | 93    |
| 1950               | -         | -     | 2,192    | 3,804   | -                  | 175            | -     | 140   |
| 1951               | 2,342     | 0     | 5,025    | 5,070   | 0                  | 32             | 160   | 8     |
| 1952               | 2,926     | 19    | 3,635    | 2,199   | 0                  | 3              | 280   | 0     |
| 1953               | 1,364     | 0     | 5,557    | 2,957   | 0                  | 40             | 329   | 30    |
| 1954               | 3,490     | 10    | 5,493    | 2,158   | 87                 | 0              | 178   | 10    |
| 1955               | 2,636     | 527   | 7,032    | 2,812   | 0                  | 0              | 556   | 91    |
| 1956               | 2,614     | 0     | 10,390   | 3,691   | 785                | 0              | 1,384 | 209   |
| 1957               | 3,596     | 0     | 12,175   | 3,091   | 913                | 0              | 2,774 | 252   |
| 1958               | 5,896     | 602   | 23,583   | 4,062   | 1,145              | 0              | 2,099 | 773   |
| 1959               | 6,338     | 1,189 | 24,374   | 5,410   | 2,699              | 0              | 2,132 | 162   |
| 1960               | 9,250     | 80    | 23,767   | 5,021   | 3,816              | 0              | 2,159 | 713   |
| 1961               | 4,979     | 0     | 28,896   | 5,337   | 3,344              | 0              | 2,565 | 1,997 |
| 1962               | 10,904    | 370   | 32,032   | 4,577   | 4,068              | 0              | 2,356 | 4,442 |
| 1963               | 7,692     | 290   | 33,392   | 6,025   | 2,456              | 0              | 3,619 | 2,520 |
| 1964               | 12,443    | 22    | 41,590   | 7,502   | 4,303              | 79             | 4,882 | 2,351 |
| NEW MEXICO         |           |       |          |         |                    |                |       |       |
| 1946               | -         | -     | 939      | 30      | -                  | 40             | -     | 32    |
| 1947               | -         | -     | 1,155    | 307     | -                  | 0              | -     | 32    |
| 1948               | -         | -     | 855      | 265     | -                  | 50             | -     | 60    |
| 1949               | -         | -     | 271      | 785     | -                  | 70             | -     | 620   |
| 1950               | -         | -     | 1,384    | 585     | -                  | 61             | -     | 2,545 |
| 1951               | 0         | 707   | 1,120    | 1,612   | 0                  | 0              | 766   | 0     |
| 1952               | 100       | 0     | 1,474    | 847     | 0                  | 0              | 767   | 0     |
| 1953               | 1,143     | 644   | 2,087    | 2,291   | 0                  | 11             | 2,296 | 0     |
| 1954               | 2,633     | 0     | 1,466    | 706     | 0                  | 1              | 840   | 0     |
| 1955               | 4,552     | 0     | 1,832    | 896     | 0                  | 3              | 1,500 | 0     |
| 1956               | 4,520     | 0     | 1,174    | 862     | 0                  | 0              | 1,674 | 40    |
| 1957               | 5,461     | 0     | 1,611    | 3,262   | 0                  | 0              | 2,966 | 1     |
| 1958               | 4,688     | 1,040 | 2,608    | 3,801   | 515                | 0              | 2,761 | 55    |
| 1959               | 4,825     | 29    | 2,062    | 3,395   | 1,433              | 8              | 1,309 | 127   |
| 1960               | 5,818     | 37    | 2,370    | 3,799   | 2,768              | 0              | 2,672 | 111   |
| 1961               | 6,586     | 40    | 2,054    | 3,492   | 3,539              | 0              | 4,564 | 112   |
| 1962               | 6,520     | 0     | 1,968    | 4,682   | 4,294              | 0              | 6,218 | 62    |
| 1963               | 8,355     | 253   | 2,417    | 4,184   | 4,167              | 0              | 4,751 | 51    |
| 1964               | 6,751     | 39    | 2,402    | 3,428   | 4,389              | 0              | 5,217 | 96    |

SEE FOOTNOTES AT END OF TABLE

TABLE 5.--CHEMICAL NITROGEN MATERIALS: CONSUMPTION, <sup>1/</sup> UNITED STATES AND BY STATES, 1946-64

| YEAR ENDED JUNE 30 | AMMONIA   |        | AMMONIUM |         | NITROGEN SOLUTIONS | SODIUM NITRATE | UREA   | OTHER  |
|--------------------|-----------|--------|----------|---------|--------------------|----------------|--------|--------|
|                    | ANHYDROUS | AQUA   | NITRATE  | SULFATE |                    |                |        |        |
|                    | TONS      | TONS   | TONS     | TONS    |                    |                |        |        |
| ARIZONA            |           |        |          |         |                    |                |        |        |
| 1946               | -         | -      | 2,189    | 1,065   | -                  | 5,130          | -      | 789    |
| 1947               | -         | -      | 7,987    | 974     | -                  | 2,730          | -      | 4,002  |
| 1948               | -         | -      | 7,452    | 1,967   | -                  | 2,255          | -      | 8,052  |
| 1949               | -         | -      | 4,061    | 1,300   | -                  | 1,857          | -      | 4,008  |
| 1950               | -         | -      | 5,651    | 995     | -                  | 1,236          | -      | 12,335 |
| 1951               | 6,922     | 0      | 10,522   | 10,536  | 0                  | 1,701          | 5,480  | 12,404 |
| 1952               | 8,263     | 0      | 11,335   | 17,254  | 2,549              | 1,718          | 8,203  | 5,091  |
| 1953               | 10,234    | 0      | 13,106   | 19,050  | 5,494              | 1,307          | 10,585 | 5,136  |
| 1954               | 9,042     | 7,531  | 13,490   | 25,037  | 6,299              | 969            | 9,458  | 5,263  |
| 1955               | 9,941     | 7,517  | 11,401   | 28,909  | 6,636              | 793            | 9,914  | 7,141  |
| 1956               | 14,427    | 6,240  | 8,063    | 23,174  | 4,753              | 704            | 10,604 | 10,360 |
| 1957               | 16,321    | 6,511  | 6,816    | 29,853  | 4,116              | 534            | 14,598 | 11,303 |
| 1958               | 21,201    | 10,217 | 8,295    | 30,168  | 3,126              | 422            | 12,691 | 15,986 |
| 1959               | 25,014    | 9,600  | 10,589   | 22,149  | 6,425              | 294            | 12,907 | 9,137  |
| 1960               | 23,147    | 8,277  | 6,759    | 14,314  | 4,551              | 448            | 12,701 | 12,276 |
| 1961               | 28,969    | 11,709 | 8,387    | 16,114  | 10,984             | 390            | 19,873 | 12,701 |
| 1962               | 29,155    | 12,943 | 8,184    | 14,257  | 13,415             | 562            | 22,208 | 13,222 |
| 1963               | 29,957    | 13,964 | 6,658    | 18,298  | 18,010             | 117            | 23,474 | 11,069 |
| 1964               | 30,515    | 13,290 | 8,760    | 15,295  | 19,441             | 73             | 26,697 | 10,687 |
| UTAH               |           |        |          |         |                    |                |        |        |
| 1946               | -         | -      | 298      | 417     | -                  | 48             | -      | 0      |
| 1947               | -         | -      | 648      | 4,785   | -                  | 40             | -      | 0      |
| 1948               | -         | -      | 1,022    | 1,741   | -                  | 16             | -      | 0      |
| 1949               | -         | -      | 340      | 2,255   | -                  | 0              | -      | 0      |
| 1950               | -         | -      | 2,094    | 1,647   | -                  | 0              | -      | 201    |
| 1951               | 0         | 0      | 4,078    | 10,514  | 0                  | 0              | 160    | 0      |
| 1952               | 0         | 0      | 3,720    | 12,180  | 0                  | 0              | 18     | 0      |
| 1953               | 0         | 0      | 4,601    | 13,886  | 0                  | 0              | 44     | 0      |
| 1954               | 1,058     | 0      | 4,487    | 8,085   | 16                 | 0              | 2      | 0      |
| 1955               | 1,675     | 2      | 5,636    | 4,617   | 0                  | 0              | 98     | 0      |
| 1956               | 1,821     | 0      | 6,138    | 5,781   | 22                 | 0              | 564    | 5      |
| 1957               | 1,254     | 0      | 5,314    | 5,024   | 398                | 0              | 447    | 416    |
| 1958               | 2,088     | 246    | 10,090   | 6,108   | 0                  | 0              | 388    | 462    |
| 1959               | 1,484     | 125    | 9,493    | 4,810   | 18                 | 0              | 277    | 591    |
| 1960               | 447       | 197    | 11,971   | 5,189   | 13                 | 96             | 288    | 647    |
| 1961               | 621       | 178    | 11,365   | 6,587   | 203                | 0              | 462    | 1,372  |
| 1962               | 1,358     | 7      | 8,214    | 3,218   | 142                | 0              | 1,141  | 389    |
| 1963               | 5,092     | 152    | 5,797    | 4,405   | 64                 | 0              | 1,299  | 35     |
| 1964               | 1,969     | 3,347  | 9,030    | 6,215   | 100                | 0              | 2,031  | 79     |

SEE FOOTNOTES AT END OF TABLE

TABLE 5.--CHEMICAL NITROGEN MATERIALS: CONSUMPTION, 1/ UNITED STATES AND BY STATES, 1946-64

| YEAR ENDED JUNE 30 | AMMONIA   |        | AMMONIUM       |         | NITROGEN SOLUTIONS | SODIUM NITRATE | UREA   | OTHER |
|--------------------|-----------|--------|----------------|---------|--------------------|----------------|--------|-------|
|                    | ANHYDROUS | AQUA   | NITRATE        | SULFATE |                    |                |        |       |
|                    | TONS      | TONS   | TONS <u>2/</u> | TONS    |                    |                |        |       |
| NEVADA             |           |        |                |         |                    |                |        |       |
| 1946               | -         | -      | 0              | 20      | -                  | 0              | -      | 0     |
| 1947               | -         | -      | 0              | 67      | -                  | 0              | -      | 0     |
| 1948               | -         | -      | 5              | 6       | -                  | 0              | -      | 0     |
| 1949               | -         | -      | 0              | 9       | -                  | 0              | -      | 0     |
| 1950               | -         | -      | 0              | 3       | -                  | 0              | -      | 0     |
| 1951               | 0         | 0      | 200            | 114     | 0                  | 167            | 0      | 0     |
| 1952               | 0         | 0      | 49             | 98      | 1                  | 0              | 0      | 0     |
| 1953               | 0         | 0      | 98             | 399     | 27                 | 172            | 40     | 0     |
| 1954               | 0         | 0      | 148            | 405     | 256                | 12             | 30     | 0     |
| 1955               | 10        | 40     | 6              | 254     | 0                  | 9              | 8      | 0     |
| 1956               | 14        | 96     | 48             | 632     | 20                 | 0              | 27     | 0     |
| 1957               | 35        | 412    | 241            | 907     | 30                 | 42             | 22     | 4     |
| 1958               | 162       | 330    | 307            | 545     | 121                | 41             | 60     | 13    |
| 1959               | 315       | 478    | 101            | 461     | 108                | 0              | 32     | 21    |
| 1960               | 647       | 368    | 215            | 385     | 71                 | 17             | 60     | 49    |
| 1961               | 503       | 606    | 218            | 935     | 30                 | 0              | 155    | 11    |
| 1962               | 683       | 647    | 396            | 680     | 206                | 0              | 138    | 15    |
| 1963               | 956       | 86     | 246            | 897     | 0                  | 0              | 197    | 139   |
| 1964               | 835       | 23     | 417            | 632     | 56                 | 0              | 135    | 90    |
| WASHINGTON         |           |        |                |         |                    |                |        |       |
| 1946               | -         | -      | 6,165          | 6,626   | -                  | 1,859          | -      | 610   |
| 1947               | -         | -      | 3,443          | 13,959  | -                  | 1,265          | -      | 158   |
| 1948               | -         | -      | 4,555          | 6,970   | -                  | 1,555          | -      | 128   |
| 1949               | -         | -      | 4,209          | 7,362   | -                  | 1,461          | -      | 661   |
| 1950               | -         | -      | 5,714          | 5,400   | -                  | 804            | -      | 3,005 |
| 1951               | 3,032     | 0      | 8,729          | 8,911   | 0                  | 377            | 3,546  | 926   |
| 1952               | 7,065     | 0      | 10,765         | 10,324  | 0                  | 350            | 2,598  | 1,305 |
| 1953               | 11,820    | 0      | 20,474         | 15,745  | 48                 | 342            | 3,553  | 1,970 |
| 1954               | 14,708    | 2,923  | 32,557         | 32,334  | 620                | 204            | 1,427  | 1,861 |
| 1955               | 18,289    | 20,761 | 33,981         | 32,573  | 1,175              | 182            | 890    | 3,181 |
| 1956               | 19,013    | 27,108 | 22,019         | 12,373  | 1,645              | 97             | 1,372  | 2,434 |
| 1957               | 23,137    | 36,023 | 22,306         | 11,295  | 5,621              | 143            | 1,209  | 1,539 |
| 1958               | 36,926    | 55,270 | 30,475         | 13,243  | 5,596              | 120            | 975    | 2,868 |
| 1959               | 37,025    | 59,123 | 23,392         | 14,974  | 4,505              | 110            | 1,949  | 1,080 |
| 1960               | 40,801    | 65,006 | 24,202         | 17,797  | 14,468             | 55             | 3,777  | 2,422 |
| 1961               | 29,949    | 44,370 | 19,304         | 17,092  | 20,047             | 43             | 3,069  | 5,890 |
| 1962               | 33,679    | 60,921 | 28,132         | 24,449  | 32,438             | 50             | 5,739  | 2,994 |
| 1963               | 44,930    | 76,127 | 27,819         | 32,281  | 36,473             | 76             | 12,654 | 2,143 |
| 1964               | 47,870    | 77,948 | 33,534         | 29,680  | 23,414             | 18             | 12,528 | 4,204 |

SEE FOOTNOTES AT END OF TABLE

TABLE 5.—CHEMICAL NITROGEN MATERIALS: CONSUMPTION, <sup>1/</sup> UNITED STATES AND BY STATES, 1946-64

| YEAR ENDED JUNE 30 | AMMONIA   |         | AMMONIUM              |         | NITROGEN SOLUTIONS | SODIUM NITRATE | UREA   | OTHER  |
|--------------------|-----------|---------|-----------------------|---------|--------------------|----------------|--------|--------|
|                    | ANHYDROUS | AQUA    | NITRATE <sup>2/</sup> | SULFATE |                    |                |        |        |
|                    | TONS      | TONS    | TONS                  | TONS    |                    |                |        |        |
| OREGON             |           |         |                       |         |                    |                |        |        |
| 1946               | -         | -       | 1,988                 | 10,934  | -                  | 2,429          | -      | 183    |
| 1947               | -         | -       | 1,582                 | 29,126  | -                  | 1,142          | -      | 995    |
| 1948               | -         | -       | 4,610                 | 9,456   | -                  | 1,492          | -      | 1,214  |
| 1949               | -         | -       | 5,869                 | 9,023   | -                  | 922            | -      | 561    |
| 1950               | -         | -       | 11,059                | 15,239  | -                  | 862            | -      | 2,619  |
| 1951               | 815       | 0       | 14,644                | 30,272  | 0                  | 181            | 860    | 3,628  |
| 1952               | 2,125     | 0       | 17,845                | 22,781  | 0                  | 95             | 90     | 4,348  |
| 1953               | 3,019     | 0       | 22,088                | 41,238  | 56                 | 8              | 1,760  | 6,285  |
| 1954               | 3,598     | 187     | 23,558                | 36,760  | 50                 | 0              | 1,040  | 5,889  |
| 1955               | 7,069     | 1,745   | 26,769                | 42,166  | 1,582              | 33             | 1,672  | 4,903  |
| 1956               | 5,353     | 11,552  | 22,582                | 38,666  | 915                | 0              | 2,631  | 4,385  |
| 1957               | 6,023     | 29,266  | 26,062                | 43,524  | 10,468             | 3              | 4,009  | 5,046  |
| 1958               | 7,901     | 31,064  | 25,923                | 37,226  | 4,182              | 5              | 3,701  | 3,343  |
| 1959               | 9,954     | 30,374  | 28,475                | 39,388  | 1,798              | 0              | 3,489  | 3,064  |
| 1960               | 5,098     | 26,229  | 19,619                | 38,857  | 3,620              | 0              | 7,198  | 2,766  |
| 1961               | 5,335     | 33,875  | 19,696                | 46,159  | 8,012              | 0              | 9,498  | 3,264  |
| 1962               | 5,422     | 30,779  | 14,243                | 52,909  | 6,310              | 0              | 15,847 | 2,437  |
| 1963               | 5,960     | 34,057  | 15,901                | 69,122  | 7,844              | 0              | 19,685 | 1,489  |
| 1964               | 8,608     | 30,625  | 10,386                | 74,586  | 6,856              | 0              | 19,061 | 2,549  |
| CALIFORNIA         |           |         |                       |         |                    |                |        |        |
| 1946               | -         | -       | 62,674                | 66,332  | -                  | 20,787         | -      | 33,581 |
| 1947               | -         | -       | 66,187                | 82,246  | -                  | 12,313         | -      | 47,147 |
| 1948               | -         | -       | 52,397                | 86,507  | -                  | 12,075         | -      | 56,214 |
| 1949               | -         | -       | 51,051                | 84,420  | -                  | 7,245          | -      | 68,672 |
| 1950               | -         | -       | 54,621                | 90,620  | -                  | 1,458          | -      | 77,948 |
| 1951               | 39,398    | 15,611  | 70,524                | 135,868 | 0                  | 933            | 10,376 | 57,952 |
| 1952               | 41,989    | 18,427  | 77,004                | 159,684 | 12,988             | 800            | 16,497 | 31,073 |
| 1953               | 41,400    | 30,612  | 71,302                | 157,342 | 9,597              | 498            | 21,521 | 29,113 |
| 1954               | 45,932    | 75,681  | 71,079                | 172,230 | 16,517             | 243            | 19,665 | 35,009 |
| 1955               | 51,518    | 51,518  | 57,135                | 163,025 | 118,081            | 221            | 15,844 | 35,842 |
| 1956               | 68,412    | 201,167 | 52,179                | 140,934 | 15,690             | 185            | 18,704 | 42,049 |
| 1957               | 71,180    | 220,214 | 48,205                | 152,964 | 29,727             | 174            | 21,866 | 37,188 |
| 1958               | 79,429    | 203,306 | 45,916                | 175,535 | 46,604             | 261            | 22,368 | 38,196 |
| 1959               | 93,483    | 276,688 | 42,276                | 173,401 | 48,647             | 103            | 22,310 | 36,320 |
| 1960               | 97,541    | 232,754 | 36,062                | 187,940 | 60,979             | 322            | 26,681 | 37,204 |
| 1961               | 105,974   | 233,350 | 43,289                | 191,816 | 51,204             | 268            | 28,712 | 32,305 |
| 1962               | 105,034   | 236,507 | 45,366                | 200,601 | 49,420             | 458            | 31,927 | 24,784 |
| 1963               | 112,176   | 234,654 | 38,264                | 274,720 | 54,641             | 361            | 30,524 | 21,335 |
| 1964               | 123,482   | 254,072 | 43,725                | 287,711 | 65,187             | 360            | 39,638 | 22,595 |

SEE FOOTNOTES AT END OF TABLE

TABLE 5.—CHEMICAL NITROGEN MATERIALS: CONSUMPTION, 1/ UNITED STATES AND BY STATES, 1946-64

| YEAR ENDED JUNE 30 | AMMONIA   |        | AMMONIUM      |         | NITROGEN SOLUTIONS | SODIUM NITRATE | UREA   | OTHER |
|--------------------|-----------|--------|---------------|---------|--------------------|----------------|--------|-------|
|                    | ANHYDROUS | AQUA   | NITRATE<br>2/ | SULFATE |                    |                |        |       |
|                    | TONS      | TONS   | TONS          | TONS    |                    |                |        |       |
| ALASKA             |           |        |               |         |                    |                |        |       |
| 1946               | -         | -      | -             | -       | -                  | -              | -      | -     |
| 1947               | -         | -      | -             | -       | -                  | -              | -      | -     |
| 1948               | -         | -      | -             | -       | -                  | -              | -      | -     |
| 1949               | -         | -      | -             | -       | -                  | -              | -      | -     |
| 1950               | -         | -      | -             | -       | -                  | -              | -      | -     |
| 1951               | 0         | 0      | 120           | 10      | 0                  | 3              | 1      | 0     |
| 1952               | 0         | 0      | 131           | 11      | 0                  | 3              | 1      | 0     |
| 1953               | 0         | 0      | 152           | 13      | 0                  | 3              | 1      | 0     |
| 1954               | -         | -      | -             | -       | -                  | -              | -      | -     |
| 1955               | -         | -      | -             | -       | -                  | -              | -      | -     |
| 1956               | -         | -      | -             | -       | -                  | -              | -      | -     |
| 1957               | -         | -      | -             | -       | -                  | -              | -      | -     |
| 1958               | -         | -      | -             | -       | -                  | -              | -      | -     |
| 1959               | -         | -      | -             | -       | -                  | -              | -      | -     |
| 1960               | 0         | 0      | 3/            | 3/      | 0                  | 0              | 3/     | 0     |
| 1961               | 0         | 0      | 2,288         | 0       | 0                  | 0              | 30     | 0     |
| 1962               | 0         | 0      | 2,265         | 0       | 0                  | 0              | 40     | 0     |
| 1963               | 0         | 0      | 2,846         | 5       | 0                  | 0              | 52     | 0     |
| 1964               | 0         | 0      | 772           | 0       | 0                  | 0              | 3      | 0     |
| HAWAII             |           |        |               |         |                    |                |        |       |
| 1946               | -         | -      | -             | -       | -                  | -              | -      | -     |
| 1947               | -         | -      | -             | -       | -                  | -              | -      | -     |
| 1948               | -         | -      | -             | -       | -                  | -              | -      | -     |
| 1949               | -         | -      | -             | -       | -                  | -              | -      | -     |
| 1950               | -         | -      | -             | -       | -                  | -              | -      | -     |
| 1951               | 500       | 0      | 3,259         | 43,299  | 0                  | 78             | 4,799  | 39    |
| 1952               | 1,078     | 0      | 0             | 36,061  | 0                  | 163            | 4,676  | 283   |
| 1953               | 1,338     | 0      | 0             | 38,654  | 0                  | 157            | 8,769  | 32    |
| 1954               | 707       | 15,114 | 0             | 30,528  | 0                  | 122            | 8,609  | 103   |
| 1955               | 0         | 42,833 | 0             | 13,771  | 0                  | 135            | 8,472  | 68    |
| 1956               | 0         | 50,294 | 41            | 11,397  | 0                  | 233            | 8,236  | 66    |
| 1957               | 0         | 68,108 | 0             | 9,920   | 0                  | 125            | 14,315 | 42    |
| 1958               | 0         | 24,372 | 0             | 6,522   | 0                  | 133            | 7,791  | 111   |
| 1959               | 0         | 41,511 | 0             | 3,818   | 0                  | 115            | 5,556  | 103   |
| 1960               | 0         | 32,073 | 562           | 4,373   | 0                  | 112            | 5,710  | 581   |
| 1961               | 0         | 32,985 | 788           | 5,457   | 1                  | 38             | 10,757 | 301   |
| 1962               | 922       | 28,380 | 592           | 3,368   | 4                  | 16             | 20,897 | 116   |
| 1963               | 0         | 22,190 | 18            | 10,131  | 134                | 50             | 9,925  | 146   |
| 1964               | 0         | 24,020 | 0             | 10,628  | 0                  | 9              | 11,291 | 127   |

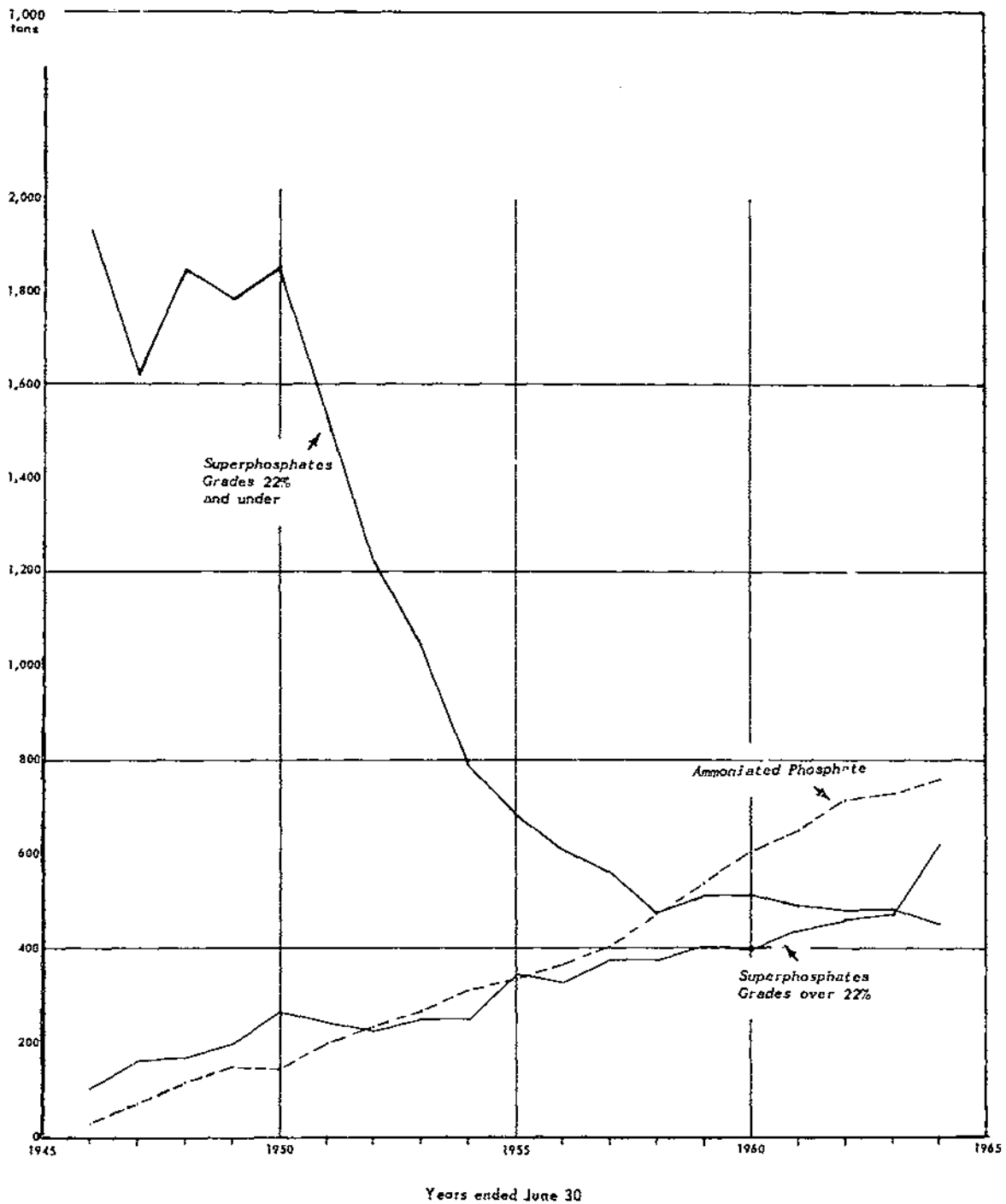
SEE FOOTNOTES AT END OF TABLE

TABLE 5.--CHEMICAL NITROGEN MATERIALS: CONSUMPTION, <sup>1/</sup> UNITED STATES AND BY STATES, 1946-64

| YEAR ENDED JUNE 30 | AMMONIA   |        | AMMONIUM              |         | NITROGEN SOLUTIONS | SODIUM NITRATE | UREA  | OTHER |
|--------------------|-----------|--------|-----------------------|---------|--------------------|----------------|-------|-------|
|                    | ANHYDROUS | AQUA   | NITRATE <sup>2/</sup> | SULFATE |                    |                |       |       |
|                    | TONS      | TONS   | TONS                  | TONS    | TONS               | TONS           | TONS  | TONS  |
| PUERTO RICO        |           |        |                       |         |                    |                |       |       |
| 1946               | -         | -      | -                     | -       | -                  | -              | -     | -     |
| 1947               | -         | -      | -                     | -       | -                  | -              | -     | -     |
| 1948               | -         | -      | -                     | -       | -                  | -              | -     | -     |
| 1949               | -         | -      | -                     | -       | -                  | -              | -     | -     |
| 1950               | -         | -      | -                     | -       | -                  | -              | -     | -     |
| 1951               | 0         | 0      | 0                     | 65,078  | 0                  | 3              | 0     | 2,166 |
| 1952               | 1,259     | 0      | 0                     | 40,062  | 7                  | 14             | 0     | 112   |
| 1953               | 1,271     | 0      | 0                     | 34,811  | 0                  | 0              | 1     | 142   |
| 1954               | 0         | 6,802  | 0                     | 39,365  | 0                  | 0              | 58    | 0     |
| 1955               | 2,556     | 1,730  | 0                     | 60,002  | 0                  | 6              | 33    | 0     |
| 1956               | 2,001     | 2,912  | 0                     | 43,574  | 0                  | 9              | 302   | 0     |
| 1957               | 904       | 3,903  | 0                     | 52,185  | 0                  | 1              | 601   | 0     |
| 1958               | 772       | 3,715  | 0                     | 46,133  | 0                  | 1              | 305   | 0     |
| 1959               | 784       | 7,601  | 0                     | 24,176  | 0                  | 6              | 144   | 6     |
| 1960               | 594       | 9,897  | 0                     | 20,335  | 0                  | 18             | 492   | 19    |
| 1961               | 8         | 9,019  | 0                     | 21,370  | 0                  | 11             | 1,935 | 4     |
| 1962               | 0         | 10,397 | 0                     | 19,542  | 0                  | 10             | 5,818 | 0     |
| 1963               | 0         | 7,388  | 0                     | 15,055  | 0                  | 9              | 7,257 | 1     |
| 1964               | 0         | 8,346  | 0                     | 13,493  | 0                  | 2              | 7,104 | 0     |

<sup>1/</sup> EXCLUDES QUANTITIES USED IN THE MANUFACTURE OF COMMERCIAL MIXTURES.  
<sup>2/</sup> UNDETERMINED QUANTITIES MAY HAVE BEEN USED FOR NONAGRICULTURAL PURPOSES.  
<sup>3/</sup> DATA FOR INDIVIDUAL MATERIALS NOT AVAILABLE. CONSUMPTION OF ALL PRIMARY NUTRIENT MATERIALS TOTALED 2,458 TONS. THIS IS NOT INCLUDED IN UNITED STATES TOTALS.

Consumption of Direct-Application Phosphatic Materials, United States, 1946-64



U. S. Department of Agriculture

Statistical Reporting Service

Figure 5

TABLE 6.--PHOSPHATE AND POTASH MATERIALS: CONSUMPTION, 1/ UNITED STATES AND BY STATES, 1946-64

| YEAR<br>ENDED<br>JUNE<br>30 | PHOSPHATE MATERIALS     |                    |                                |                                       |         | POTASH MATERIALS                              |         |
|-----------------------------|-------------------------|--------------------|--------------------------------|---------------------------------------|---------|---|---------|
|                             | SUPERPHOSPHATES         |                    | PHOSPHATE<br>ROCK<br><u>2/</u> | AMMONIATED<br>PHOSPHATES<br><u>3/</u> | OTHER   | CHLORIDES<br>50% - 62%<br>GRADES<br><u>4/</u> | OTHER   |
|                             | GRADES 22%<br>AND UNDER | GRADES<br>OVER 22% |                                |                                       |         |   |         |
|                             | TONS                    | TONS               | TONS                           | TONS                                  | TONS    | TONS  | TONS    |
| UNITED STATES               |                         |                    |                                |                                       |         |   |         |
| 1946                        | 1,930,717               | 105,419            | 450,256                        | 36,890                                | 285,279 | 77,242  | 37,426  |
| 1947                        | 1,621,351               | 161,310            | 774,155                        | 75,247                                | 346,993 | 47,618  | 42,491  |
| 1948                        | 1,847,297               | 166,051            | 777,427                        | 119,644                               | 380,012 | 56,729  | 54,710  |
| 1949                        | 1,784,719               | 196,290            | 742,700                        | 149,814                               | 322,732 | 95,108  | 80,504  |
| 1950                        | 1,856,777               | 265,155            | 749,253                        | 144,143                               | 342,883 | 109,289                                       | 59,610  |
| 1951                        | 1,533,877               | 239,725            | 1,039,864                      | 198,746                               | 478,955 | 189,838                                       | 61,882  |
| 1952                        | 1,224,290               | 225,059            | 1,160,020                      | 233,857                               | 470,930 | 246,576                                       | 73,548  |
| 1953                        | 1,046,827               | 248,850            | 1,176,962                      | 264,768                               | 372,228 | 282,465                                       | 74,461  |
| 1954                        | 786,927                 | 247,142            | 912,676                        | 308,504                               | 289,637 | 309,735                                       | 81,818  |
| 1955                        | 685,722                 | 341,940            | 604,653                        | 339,041                               | 253,299 | 318,657                                       | 82,427  |
| 1956                        | 607,026                 | 325,723            | 930,914                        | 362,153                               | 254,274 | 322,411                                       | 82,428  |
| 1957                        | 559,998                 | 373,969            | 836,183                        | 400,070                               | 245,743 | 376,169                                       | 84,730  |
| 1958                        | 477,890                 | 374,363            | 851,545                        | 468,653                               | 231,394 | 364,790                                       | 83,748  |
| 1959                        | 509,272                 | 403,566            | 837,668                        | 539,601                               | 223,650 | 405,581                                       | 89,351  |
| 1960                        | 510,539                 | 399,319            | 673,525                        | 601,563                               | 153,764 | 389,369                                       | 84,753  |
| 1961                        | 492,657                 | 438,398            | 808,711                        | 652,369                               | 171,696 | 411,691                                       | 96,409  |
| 1962                        | 481,266                 | 465,067            | 627,159                        | 718,558                               | 144,038 | 427,491                                       | 110,171 |
| 1963                        | 483,596                 | 474,198            | 698,282                        | 733,442                               | 132,800 | 516,482                                       | 108,996 |
| 1964                        | 456,357                 | 622,434            | 559,643                        | 765,421                               | 143,993 | 644,998                                       | 116,770 |

SEE FOOTNOTES AT END OF TABLE



TABLE 6.--PHOSPHATE AND POTASH MATERIALS: CONSUMPTION, 1/ UNITED STATES AND BY STATES, 1946-64

| YEAR ENDED JUNE 30 | PHOSPHATE MATERIALS  |                 |                      |                             |       | POTASH MATERIALS                 |       |
|--------------------|----------------------|-----------------|----------------------|-----------------------------|-------|----------------------------------|-------|
|                    | SUPERPHOSPHATES      |                 | PHOSPHATE ROCK<br>2/ | AMMONIATED PHOSPHATES<br>3/ | OTHER | CHLORIDES 50% - 62% GRADES<br>4/ | OTHER |
|                    | GRADES 22% AND UNDER | GRADES OVER 22% |                      |                             |       |                                  |       |
| NEW ENGLAND STATES |                      |                 |                      |                             |       |                                  |       |
| 1946               | 72,996               | 280             | 256                  | -                           | 2,025 | 1,745                            | 1,131 |
| 1947               | 77,092               | 135             | 670                  | -                           | 2,686 | 1,537                            | 2,479 |
| 1948               | 87,472               | 52              | 322                  | -                           | 2,928 | 1,481                            | 2,661 |
| 1949               | 76,040               | 159             | 498                  | -                           | 2,968 | 2,513                            | 2,075 |
| 1950               | 83,627               | 58              | 899                  | -                           | 2,903 | 2,636                            | 1,867 |
| 1951               | 65,384               | 37              | 927                  | 0                           | 3,443 | 3,286                            | 2,283 |
| 1952               | 43,201               | 8               | 554                  | 0                           | 2,251 | 2,274                            | 994   |
| 1953               | 35,991               | 13              | 610                  | 0                           | 2,239 | 2,324                            | 1,334 |
| 1954               | 24,395               | 39              | 613                  | 0                           | 2,220 | 1,943                            | 1,331 |
| 1955               | 32,304               | 124             | 680                  | 0                           | 2,057 | 2,028                            | 1,159 |
| 1956               | 31,400               | 80              | 366                  | 150                         | 2,305 | 1,711                            | 1,017 |
| 1957               | 30,204               | 57              | 335                  | 0                           | 1,549 | 1,856                            | 834   |
| 1958               | 30,287               | 111             | 274                  | 0                           | 1,725 | 1,830                            | 678   |
| 1959               | 26,640               | 369             | 362                  | 10                          | 1,556 | 1,871                            | 800   |
| 1960               | 30,057               | 69              | 466                  | 4                           | 1,379 | 1,141                            | 900   |
| 1961               | 25,568               | 95              | 178                  | 0                           | 1,601 | 1,297                            | 445   |
| 1962               | 24,537               | 484             | 267                  | 28                          | 1,639 | 1,085                            | 728   |
| 1963               | 22,611               | 348             | 290                  | 87                          | 1,778 | 1,012                            | 1,128 |
| 1964               | 19,507               | 701             | 295                  | 100                         | 1,704 | 1,166                            | 971   |
| NEW YORK           |                      |                 |                      |                             |       |                                  |       |
| 1946               | 137,513              | 28              | 283                  | -                           | 943   | 612                              | 12    |
| 1947               | 166,647              | 25              | 109                  | -                           | 1,112 | 251                              | 67    |
| 1948               | 151,151              | 14              | 198                  | -                           | 867   | 467                              | 97    |
| 1949               | 132,672              | 22              | 191                  | -                           | 492   | 756                              | 66    |
| 1950               | 165,829              | 48              | 630                  | -                           | 911   | 616                              | 92    |
| 1951               | 157,260              | 68              | 1,415                | 0                           | 936   | 643                              | 48    |
| 1952               | 116,104              | 89              | 986                  | 0                           | 1,519 | 600                              | 94    |
| 1953               | 103,167              | 236             | 743                  | 0                           | 1,020 | 781                              | 359   |
| 1954               | 52,730               | 151             | 1,276                | 0                           | 1,221 | 913                              | 501   |
| 1955               | 40,236               | 1,147           | 2,029                | 0                           | 1,255 | 734                              | 605   |
| 1956               | 36,396               | 400             | 919                  | 40                          | 1,030 | 758                              | 740   |
| 1957               | 31,699               | 3,983           | 788                  | 168                         | 605   | 1,112                            | 1,277 |
| 1958               | 32,784               | 544             | 757                  | 78                          | 810   | 1,758                            | 1,296 |
| 1959               | 29,251               | 815             | 536                  | 47                          | 802   | 1,556                            | 1,495 |
| 1960               | 26,209               | 1,200           | 711                  | 84                          | 554   | 1,122                            | 2,043 |
| 1961               | 22,611               | 1,680           | 680                  | 91                          | 598   | 1,171                            | 2,943 |
| 1962               | 22,742               | 714             | 333                  | 4                           | 626   | 1,429                            | 2,814 |
| 1963               | 20,296               | 498             | 458                  | 98                          | 696   | 1,118                            | 2,996 |
| 1964               | 17,864               | 808             | 911                  | 167                         | 466   | 1,336                            | 4,386 |

SEE FOOTNOTES AT END OF TABLE

TABLE 6.--PHOSPHATE AND POTASH MATERIALS: CONSUMPTION, <sup>1/</sup> UNITED STATES AND BY STATES, 1946-64

| YEAR ENDED JUNE 30 | PHOSPHATE MATERIALS  |                 |                              |                                     |       | POTASH MATERIALS                         |       |
|--------------------|----------------------|-----------------|------------------------------|-------------------------------------|-------|--|-------|
|                    | SUPERPHOSPHATES      |                 | PHOSPHATE ROCK <sup>2/</sup> | AMMONIATED PHOSPHATES <sup>3/</sup> | OTHER | CHLORIDES 50% - 62% GRADES <sup>4/</sup> | OTHER |
|                    | GRADES 22% AND UNDER | GRADES OVER 22% |                              |                                     |       |  |       |
|                    | TONS                 | TONS            | TONS                         | TONS                                | TONS  | TONS                                     | TONS  |
| NEW JERSEY         |                      |                 |                              |                                     |       |  |       |
| 1946               | 11,251               | 1               | 14                           | -                                   | 1,636 | 1,631                                    | 89    |
| 1947               | 11,510               | 32              | 117                          | -                                   | 1,063 | 1,183                                    | 8     |
| 1948               | 10,191               | 21              | 41                           | -                                   | 991   | 1,286                                    | 118   |
| 1949               | 10,514               | 17              | 132                          | -                                   | 1,077 | 2,196                                    | 153   |
| 1950               | 10,025               | 4               | 331                          | -                                   | 1,320 | 1,119                                    | 23    |
| 1951               | 8,675                | 6               | 773                          | 0                                   | 1,982 | 1,200                                    | 214   |
| 1952               | 7,640                | 1               | 371                          | 0                                   | 808   | 1,354                                    | 20    |
| 1953               | 6,393                | 5               | 585                          | 0                                   | 744   | 1,165                                    | 48    |
| 1954               | 5,709                | 174             | 1,241                        | 0                                   | 1,037 | 1,406                                    | 144   |
| 1955               | 4,643                | 869             | 879                          | 0                                   | 1,094 | 1,125                                    | 119   |
| 1956               | 4,102                | 18              | 647                          | 27                                  | 1,941 | 578                                      | 172   |
| 1957               | 3,719                | 1,059           | 326                          | 37                                  | 1,398 | 687                                      | 170   |
| 1958               | 3,309                | 25              | 227                          | 22                                  | 1,818 | 661                                      | 432   |
| 1959               | 3,827                | 17              | 199                          | 195                                 | 1,165 | 1,319                                    | 462   |
| 1960               | 2,636                | 7               | 414                          | 76                                  | 1,183 | 1,155                                    | 272   |
| 1961               | 3,102                | 19              | 244                          | 78                                  | 893   | 1,076                                    | 301   |
| 1962               | 2,832                | 697             | 172                          | 76                                  | 745   | 1,323                                    | 269   |
| 1963               | 2,794                | 339             | 184                          | 11                                  | 900   | 1,377                                    | 183   |
| 1964               | 2,352                | 137             | 120                          | 45                                  | 1,333 | 941                                      | 131   |
| PENNSYLVANIA       |                      |                 |                              |                                     |       |  |       |
| 1946               | 79,041               | 298             | 420                          | -                                   | 1,267 | 787                                      | 521   |
| 1947               | 79,251               | 140             | 535                          | -                                   | 1,408 | 171                                      | 16    |
| 1948               | 76,146               | 202             | 501                          | -                                   | 1,048 | 99                                       | 48    |
| 1949               | 76,846               | 0               | 1,539                        | -                                   | 960   | 282                                      | 27    |
| 1950               | 90,751               | 63              | 3,388                        | -                                   | 1,799 | 566                                      | 68    |
| 1951               | 84,145               | 60              | 2,342                        | 0                                   | 1,636 | 566                                      | 41    |
| 1952               | 71,877               | 42              | 3,165                        | 0                                   | 1,396 | 1,624                                    | 331   |
| 1953               | 53,335               | 0               | 6,605                        | 0                                   | 4,061 | 678                                      | 366   |
| 1954               | 36,908               | 31              | 7,562                        | 1                                   | 3,107 | 876                                      | 107   |
| 1955               | 31,617               | 3,525           | 5,584                        | 0                                   | 1,569 | 1,086                                    | 553   |
| 1956               | 32,494               | 240             | 4,552                        | 1                                   | 1,993 | 807                                      | 496   |
| 1957               | 28,227               | 2,864           | 3,442                        | 327                                 | 1,088 | 1,278                                    | 854   |
| 1958               | 23,904               | 1,941           | 4,706                        | 452                                 | 1,283 | 1,495                                    | 839   |
| 1959               | 26,110               | 119             | 4,230                        | 1,250                               | 1,114 | 2,311                                    | 807   |
| 1960               | 26,417               | 530             | 4,600                        | 2,270                               | 908   | 2,491                                    | 762   |
| 1961               | 25,264               | 3,796           | 4,288                        | 1,559                               | 1,064 | 4,179                                    | 887   |
| 1962               | 25,678               | 4,068           | 1,987                        | 1,074                               | 995   | 3,589                                    | 934   |
| 1963               | 23,695               | 3,032           | 1,667                        | 1,211                               | 2,957 | 6,163                                    | 515   |
| 1964               | 22,291               | 2,632           | 1,654                        | 2,193                               | 3,180 | 6,902                                    | 748   |

SEE FOOTNOTES AT END OF TABLE

TABLE 6.--PHOSPHATE AND POTASH MATERIALS: CONSUMPTION, 1/ UNITED STATES AND BY STATES, 1946-64

| YEAR ENDED JUNE 30 | PHOSPHATE MATERIALS  |                 |                          |                                 |       | POTASH MATERIALS                     |       |
|--------------------|----------------------|-----------------|--------------------------|---------------------------------|-------|--------------------------------------|-------|
|                    | SUPERPHOSPHATES      |                 | PHOSPHATE ROCK <u>2/</u> | AMMONIATED PHOSPHATES <u>3/</u> | OTHER | CHLORIDES 50% - 62% GRADES <u>4/</u> | OTHER |
|                    | GRADES 22% AND UNDER | GRADES OVER 22% |                          |                                 |       |                                      |       |
| DELAWARE           |                      |                 |                          |                                 |       |                                      |       |
| 1946               | 1,860                | 9               | 303                      | -                               | 44    | 51                                   | 5     |
| 1947               | 2,155                | 3               | 300                      | -                               | 24    | 19                                   | 5     |
| 1948               | 1,856                | 0               | 0                        | -                               | 41    | 42                                   | 0     |
| 1949               | 1,890                | 0               | 0                        | -                               | 44    | 25                                   | 6     |
| 1950               | 1,875                | 0               | 100                      | -                               | 45    | 16                                   | 1     |
| 1951               | 1,612                | 1               | 145                      | 0                               | 43    | 96                                   | 0     |
| 1952               | 1,649                | 0               | 150                      | 0                               | 51    | 111                                  | 3     |
| 1953               | 665                  | 0               | 0                        | 5                               | 38    | 93                                   | 0     |
| 1954               | 728                  | 80              | 106                      | 0                               | 100   | 296                                  | 35    |
| 1955               | 593                  | 1               | 52                       | 0                               | 130   | 152                                  | 0     |
| 1956               | 454                  | 140             | 170                      | 0                               | 72    | 436                                  | 0     |
| 1957               | 486                  | 125             | 200                      | 4                               | 148   | 364                                  | 5     |
| 1958               | 296                  | 0               | 200                      | 0                               | 87    | 158                                  | 18    |
| 1959               | 286                  | 33              | 40                       | 2                               | 102   | 197                                  | 30    |
| 1960               | 284                  | 205             | 182                      | 13                              | 31    | 458                                  | 16    |
| 1961               | 263                  | 150             | 240                      | 1                               | 21    | 564                                  | 4     |
| 1962               | 299                  | 0               | 394                      | 1                               | 186   | 681                                  | 9     |
| 1963               | 351                  | 116             | 150                      | 0                               | 43    | 809                                  | 15    |
| 1964               | 312                  | 358             | 0                        | 38                              | 75    | 744                                  | 12    |
| MARYLAND           |                      |                 |                          |                                 |       |                                      |       |
| 1946               | 16,762               | 65              | 54                       | -                               | 478   | 131                                  | 5     |
| 1947               | 17,616               | 0               | 0                        | -                               | 566   | 65                                   | 76    |
| 1948               | 14,123               | 0               | 0                        | -                               | 488   | 30                                   | 67    |
| 1949               | 16,782               | 40              | 283                      | -                               | 372   | 63                                   | 29    |
| 1950               | 22,449               | 0               | 341                      | -                               | 380   | 176                                  | 18    |
| 1951               | 23,754               | 3               | 1,084                    | 0                               | 395   | 455                                  | 70    |
| 1952               | 14,769               | 1               | 4,018                    | 0                               | 441   | 105                                  | 663   |
| 1953               | 8,097                | 10              | 2,310                    | 0                               | 384   | 140                                  | 446   |
| 1954               | 6,239                | 12              | 1,677                    | 0                               | 465   | 265                                  | 1,999 |
| 1955               | 5,052                | 70              | 1,810                    | 0                               | 662   | 281                                  | 295   |
| 1956               | 3,520                | 7               | 1,643                    | 30                              | 494   | 410                                  | 1,176 |
| 1957               | 3,621                | 33              | 1,600                    | 40                              | 737   | 585                                  | 409   |
| 1958               | 3,175                | 8               | 1,591                    | 15                              | 598   | 589                                  | 190   |
| 1959               | 3,472                | 62              | 1,681                    | 81                              | 1,011 | 683                                  | 170   |
| 1960               | 2,443                | 90              | 1,685                    | 120                             | 750   | 788                                  | 169   |
| 1961               | 2,443                | 190             | 1,251                    | 181                             | 555   | 713                                  | 102   |
| 1962               | 2,458                | 62              | 1,429                    | 132                             | 557   | 1,054                                | 1,100 |
| 1963               | 2,083                | 123             | 350                      | 192                             | 2,360 | 1,208                                | 2,551 |
| 1964               | 1,468                | 627             | 623                      | 262                             | 882   | 1,626                                | 2,662 |

SEE FOOTNOTES AT END OF TABLE

TABLE 6.--PHOSPHATE AND POTASH MATERIALS: CONSUMPTION, 1/ UNITED STATES AND BY STATES, 1946-64

| YEAR ENDED JUNE 30   | PHOSPHATE MATERIALS  |                 |                          |                                 |       | POTASH MATERIALS                     |       |
|----------------------|----------------------|-----------------|--------------------------|---------------------------------|-------|--------------------------------------|-------|
|                      | SUPERPHOSPHATES      |                 | PHOSPHATE ROCK <u>2/</u> | AMMONIATED PHOSPHATES <u>3/</u> | OTHER | CHLORIDES 50% - 62% GRADES <u>4/</u> | OTHER |
|                      | GRADES 22% AND UNDER | GRADES OVER 22% |                          |                                 |       |                                      |       |
|                      | TONS                 | TONS            | TONS                     | TONS                            | TONS  | TONS                                 | TONS  |
| DISTRICT OF COLUMBIA |                      |                 |                          |                                 |       |                                      |       |
| 1946                 | 33                   | 0               | 0                        | -                               | 60    | 0                                    | 0     |
| 1947                 | 57                   | 0               | 0                        | -                               | 101   | 1                                    | 0     |
| 1948                 | 55                   | 0               | 0                        | -                               | 63    | 0                                    | 0     |
| 1949                 | 129                  | 0               | 4                        | -                               | 100   | 2                                    | 0     |
| 1950                 | 44                   | 0               | 0                        | -                               | 114   | 1                                    | 0     |
| 1951                 | 62                   | 5               | 0                        | 0                               | 95    | 1                                    | 0     |
| 1952                 | 86                   | 0               | 0                        | 0                               | 150   | 2                                    | 0     |
| 1953                 | 35                   | 0               | 0                        | 0                               | 39    | 3                                    | 0     |
| 1954                 | 28                   | 40              | 0                        | 0                               | 133   | 3                                    | 0     |
| 1955                 | 28                   | 0               | 32                       | 0                               | 48    | 2                                    | 0     |
| 1956                 | 7                    | 0               | 0                        | 0                               | 57    | 0                                    | 0     |
| 1957                 | 13                   | 0               | 0                        | 0                               | 37    | 1                                    | 0     |
| 1958                 | 10                   | 0               | 0                        | 0                               | 49    | 1                                    | 0     |
| 1959                 | 13                   | 0               | 0                        | 0                               | 73    | 1                                    | 0     |
| 1960                 | 8                    | 0               | 0                        | 0                               | 42    | 11                                   | 0     |
| 1961                 | 14                   | 0               | 0                        | 0                               | 50    | 2                                    | 0     |
| 1962                 | 55                   | 0               | 7                        | 0                               | 42    | 11                                   | 7     |
| 1963                 | 46                   | 0               | 3                        | 0                               | 25    | 4                                    | 2     |
| 1964                 | 48                   | 0               | 2                        | 0                               | 35    | 2                                    | 2     |
| WEST VIRGINIA        |                      |                 |                          |                                 |       |                                      |       |
| 1946                 | 41,042               | 0               | 0                        | -                               | 29    | 12                                   | 0     |
| 1947                 | 39,462               | 0               | 33                       | -                               | 23    | 0                                    | 0     |
| 1948                 | 43,241               | 0               | 0                        | -                               | 16    | 7                                    | 0     |
| 1949                 | 42,131               | 123             | 34                       | -                               | 20    | 24                                   | 0     |
| 1950                 | 39,212               | 3,484           | 50                       | -                               | 69    | 34                                   | 0     |
| 1951                 | 33,582               | 1,253           | 160                      | 0                               | 62    | 78                                   | 0     |
| 1952                 | 23,237               | 606             | 99                       | 0                               | 67    | 13                                   | 0     |
| 1953                 | 13,331               | 313             | 141                      | 0                               | 35    | 15                                   | 0     |
| 1954                 | 4,292                | 46              | 465                      | 15                              | 64    | 57                                   | 1     |
| 1955                 | 4,234                | 61              | 151                      | 0                               | 82    | 103                                  | 1     |
| 1956                 | 5,794                | 290             | 132                      | 0                               | 91    | 80                                   | 0     |
| 1957                 | 6,316                | 134             | 52                       | 0                               | 139   | 124                                  | 3     |
| 1958                 | 5,490                | 407             | 91                       | 0                               | 60    | 182                                  | 9     |
| 1959                 | 6,656                | 812             | 135                      | 21                              | 77    | 208                                  | 1     |
| 1960                 | 7,184                | 899             | 104                      | 13                              | 81    | 144                                  | 2     |
| 1961                 | 7,273                | 933             | 61                       | 4                               | 70    | 236                                  | 2     |
| 1962                 | 7,756                | 944             | 132                      | 6                               | 349   | 270                                  | 3     |
| 1963                 | 7,566                | 886             | 274                      | 103                             | 702   | 471                                  | 88    |
| 1964                 | 8,517                | 2,527           | 245                      | 166                             | 615   | 849                                  | 84    |

SEE FOOTNOTES AT END OF TABLE

TABLE 6.--PHOSPHATE AND POTASH MATERIALS: CONSUMPTION, 1/ UNITED STATES AND BY STATES, 1946-64

| YEAR ENDED JUNE 30 | PHOSPHATE MATERIALS  |                 |                          |                                 |        | POTASH MATERIALS                     |        |
|--------------------|----------------------|-----------------|--------------------------|---------------------------------|--------|--------------------------------------|--------|
|                    | SUPERPHOSPHATES      |                 | PHOSPHATE ROCK <u>2/</u> | AMMONIATED PHOSPHATES <u>3/</u> | OTHER  | CHLORIDES 50% - 62% GRADES <u>4/</u> | OTHER  |
|                    | GRADES 22% AND UNDER | GRADES OVER 22% |                          |                                 |        |                                      |        |
|                    | TONS                 | TONS            | TONS                     | TONS                            | TONS   | TONS                                 | TONS   |
|                    | VIRGINIA             |                 |                          |                                 |        |                                      |        |
| 1946               | 125,710              | 5,247           | 0                        | -                               | 2,868  | 559                                  | 81     |
| 1947               | 99,056               | 15,481          | 57                       | -                               | 6,351  | 221                                  | 45     |
| 1948               | 86,156               | 10,973          | 0                        | -                               | 4,538  | 292                                  | 91     |
| 1949               | 73,347               | 9,326           | 294                      | -                               | 3,381  | 551                                  | 206    |
| 1950               | 74,626               | 7,491           | 270                      | -                               | 4,078  | 669                                  | 151    |
| 1951               | 60,054               | 5,261           | 554                      | 0                               | 3,325  | 1,254                                | 7,837  |
| 1952               | 35,768               | 2,331           | 375                      | 0                               | 3,051  | 1,358                                | 15,196 |
| 1953               | 10,307               | 1,548           | 2,497                    | 1                               | 1,820  | 1,315                                | 14,092 |
| 1954               | 9,977                | 301             | 3,427                    | 0                               | 1,145  | 1,605                                | 14,681 |
| 1955               | 9,717                | 65              | 2,669                    | 0                               | 1,271  | 2,007                                | 16,044 |
| 1956               | 7,014                | 166             | 1,333                    | 97                              | 1,491  | 2,870                                | 16,493 |
| 1957               | 6,725                | 56              | 755                      | 228                             | 1,981  | 2,966                                | 15,478 |
| 1958               | 6,443                | 304             | 1,513                    | 1,039                           | 1,986  | 3,118                                | 13,479 |
| 1959               | 8,520                | 1,365           | 1,073                    | 286                             | 2,729  | 4,324                                | 13,023 |
| 1960               | 8,709                | 1,449           | 1,970                    | 401                             | 1,482  | 4,030                                | 12,440 |
| 1961               | 13,128               | 2,812           | 1,826                    | 710                             | 1,078  | 4,014                                | 12,745 |
| 1962               | 15,249               | 3,423           | 1,905                    | 414                             | 935    | 5,143                                | 12,234 |
| 1963               | 16,055               | 783             | 1,780                    | 684                             | 4,400  | 7,558                                | 10,686 |
| 1964               | 13,061               | 2,550           | 982                      | 661                             | 4,304  | 7,641                                | 10,322 |
|                    | NORTH CAROLINA       |                 |                          |                                 |        |                                      |        |
| 1946               | 50,977               | 2,481           | 0                        | -                               | 19,753 | 6,637                                | 2,671  |
| 1947               | 55,662               | 4,384           | 240                      | -                               | 13,973 | 3,184                                | 2,818  |
| 1948               | 56,579               | 2,930           | 435                      | -                               | 13,072 | 4,932                                | 5,213  |
| 1949               | 69,497               | 4,552           | 861                      | -                               | 14,612 | 10,811                               | 5,082  |
| 1950               | 47,276               | 1,345           | 510                      | -                               | 12,157 | 7,300                                | 3,975  |
| 1951               | 42,620               | 2,215           | 1,144                    | 0                               | 11,382 | 11,104                               | 4,082  |
| 1952               | 33,443               | 1,607           | 1,129                    | 0                               | 10,426 | 10,563                               | 13,434 |
| 1953               | 26,111               | 1,406           | 1,141                    | 16                              | 8,793  | 11,923                               | 11,570 |
| 1954               | 17,595               | 89              | 1,995                    | 0                               | 10,044 | 10,360                               | 10,624 |
| 1955               | 18,783               | 170             | 1,457                    | 0                               | 6,418  | 10,681                               | 6,815  |
| 1956               | 14,577               | 67              | 3,442                    | 47                              | 6,134  | 10,177                               | 10,533 |
| 1957               | 13,986               | 0               | 958                      | 146                             | 7,142  | 10,237                               | 10,350 |
| 1958               | 12,776               | 36              | 525                      | 181                             | 4,396  | 9,671                                | 10,938 |
| 1959               | 17,317               | 0               | 1,957                    | 68                              | 5,574  | 10,755                               | 10,935 |
| 1960               | 12,015               | 33              | 641                      | 87                              | 2,603  | 9,672                                | 8,776  |
| 1961               | 14,756               | 120             | 1,168                    | 59                              | 3,735  | 10,270                               | 12,759 |
| 1962               | 13,553               | 271             | 831                      | 172                             | 2,816  | 10,186                               | 17,894 |
| 1963               | 14,798               | 223             | 1,017                    | 186                             | 2,754  | 10,224                               | 19,286 |
| 1964               | 12,864               | 269             | 748                      | 199                             | 2,077  | 10,967                               | 19,138 |

SEE FOOTNOTES AT END OF TABLE

TABLE 6.--PHOSPHATE AND POTASH MATERIALS: CONSUMPTION, 1/ UNITED STATES AND BY STATES, 1946-64

| YEAR ENDED JUNE 30 | PHOSPHATE MATERIALS  |                 |                          |                                 |        | POTASH MATERIALS                     |        |
|--------------------|----------------------|-----------------|--------------------------|---------------------------------|--------|--------------------------------------|--------|
|                    | SUPERPHOSPHATES      |                 | PHOSPHATE ROCK <u>2/</u> | AMMONIATED PHOSPHATES <u>3/</u> | OTHER  | CHLORIDES 50% - 62% GRADES <u>4/</u> | OTHER  |
|                    | GRADES 22% AND UNDER | GRADES OVER 22% |                          |                                 |        |                                      |        |
| SOUTH CAROLINA     |                      |                 |                          |                                 |        |                                      |        |
| 1946               | 49,722               | 197             | 70                       | -                               | 10,280 | 10,140                               | 5,394  |
| 1947               | 38,121               | 235             | 40                       | -                               | 5,915  | 4,486                                | 4,312  |
| 1948               | 57,495               | 646             | 430                      | -                               | 6,100  | 6,374                                | 9,071  |
| 1949               | 66,090               | 43              | 440                      | -                               | 10,859 | 11,522                               | 12,719 |
| 1950               | 71,861               | 43              | 1,175                    | -                               | 10,046 | 9,467                                | 7,220  |
| 1951               | 66,540               | 23              | 1,036                    | 0                               | 10,242 | 15,957                               | 5,745  |
| 1952               | 43,948               | 65              | 1,354                    | 0                               | 13,289 | 19,109                               | 5,492  |
| 1953               | 32,527               | 50              | 374                      | 0                               | 11,480 | 18,875                               | 4,139  |
| 1954               | 20,247               | 3               | 1,512                    | 256                             | 8,140  | 19,066                               | 3,944  |
| 1955               | 20,905               | 4               | 1,360                    | 0                               | 9,035  | 22,085                               | 6,089  |
| 1956               | 13,017               | 0               | 976                      | 5                               | 5,907  | 17,841                               | 9,075  |
| 1957               | 14,318               | 158             | 556                      | 56                              | 7,933  | 18,925                               | 1,888  |
| 1958               | 10,642               | 89              | 320                      | 75                              | 5,509  | 14,614                               | 1,507  |
| 1959               | 10,749               | 172             | 204                      | 18                              | 5,814  | 15,923                               | 5,686  |
| 1960               | 8,137                | 102             | 98                       | 10                              | 4,278  | 11,854                               | 1,137  |
| 1961               | 10,559               | 111             | 203                      | 52                              | 3,710  | 10,862                               | 1,451  |
| 1962               | 10,909               | 1               | 358                      | 90                              | 4,385  | 9,834                                | 1,440  |
| 1963               | 9,820                | 88              | 262                      | 152                             | 3,863  | 8,273                                | 1,544  |
| 1964               | 8,344                | 44              | 215                      | 102                             | 3,280  | 7,887                                | 1,468  |
| GEORGIA            |                      |                 |                          |                                 |        |                                      |        |
| 1946               | 129,784              | 3,323           | 186                      | -                               | 2,984  | 4,968                                | 1,710  |
| 1947               | 97,713               | 3,124           | 131                      | -                               | 17,155 | 1,962                                | 2,143  |
| 1948               | 125,229              | 1,015           | 361                      | -                               | 20,178 | 3,549                                | 3,760  |
| 1949               | 95,847               | 374             | 242                      | -                               | 27,951 | 7,981                                | 6,793  |
| 1950               | 94,459               | 466             | 373                      | -                               | 27,422 | 7,860                                | 6,090  |
| 1951               | 74,983               | 1,176           | 1,100                    | 0                               | 30,190 | 14,008                               | 3,713  |
| 1952               | 33,712               | 81              | 998                      | 4                               | 26,626 | 13,056                               | 2,878  |
| 1953               | 34,585               | 566             | 1,367                    | 0                               | 26,278 | 10,945                               | 4,261  |
| 1954               | 16,688               | 277             | 770                      | 69                              | 15,744 | 10,496                               | 3,358  |
| 1955               | 27,654               | 172             | 2,024                    | 0                               | 8,016  | 8,954                                | 4,176  |
| 1956               | 39,059               | 186             | 287                      | 23                              | 7,448  | 6,822                                | 2,849  |
| 1957               | 11,295               | 163             | 199                      | 862                             | 7,207  | 6,328                                | 1,232  |
| 1958               | 13,392               | 86              | 4,417                    | 285                             | 9,021  | 6,008                                | 1,399  |
| 1959               | 9,152                | 19              | 1,197                    | 263                             | 5,144  | 6,522                                | 752    |
| 1960               | 3,925                | 49              | 838                      | 325                             | 3,134  | 5,497                                | 1,952  |
| 1961               | 8,691                | 318             | 1                        | 296                             | 3,568  | 6,110                                | 3,372  |
| 1962               | 4,218                | 299             | 95                       | 918                             | 2,661  | 3,614                                | 1,485  |
| 1963               | 4,433                | 59              | 112                      | 427                             | 1,687  | 2,843                                | 2,437  |
| 1964               | 2,881                | 95              | 913                      | 312                             | 2,100  | 2,902                                | 2,257  |

SEE FOOTNOTES AT END OF TABLE

TABLE 6.--PHOSPHATE AND POTASH MATERIALS: CONSUMPTION, <sup>1/</sup> UNITED STATES AND BY STATES, 1946-64

| YEAR ENDED JUNE 30 | PHOSPHATE MATERIALS  |                 |                              |                                     |        | POTASH MATERIALS                         |        |
|--------------------|----------------------|-----------------|------------------------------|-------------------------------------|--------|--|--------|
|                    | SUPERPHOSPHATES      |                 | PHOSPHATE ROCK <sup>2/</sup> | AMMONIATED PHOSPHATES <sup>3/</sup> | OTHER  | CHLORIDES 50% - 62% GRADES <sup>4/</sup> | OTHER  |
|                    | GRADES 22% AND UNDER | GRADES OVER 22% |                              |                                     |        |  |        |
|                    | TONS                 | TONS'           | TONS                         | TONS                                | TONS   | TONS                                     | TONS   |
| FLORIDA            |                      |                 |                              |                                     |        |  |        |
| 1946               | 18,975               | 1               | 2,254                        | -                                   | 6,351  | 4,694                                    | 12,839 |
| 1947               | 16,262               | 678             | 6,358                        | -                                   | 7,119  | 4,621                                    | 8,644  |
| 1948               | 19,038               | 126             | 2,881                        | -                                   | 6,255  | 3,886                                    | 5,914  |
| 1949               | 13,257               | 82              | 1,778                        | -                                   | 5,251  | 4,053                                    | 6,080  |
| 1950               | 17,429               | 63              | 12,135                       | -                                   | 6,996  | 3,063                                    | 14,364 |
| 1951               | 16,494               | 56              | 7,289                        | 0                                   | 4,230  | 4,392                                    | 12,876 |
| 1952               | 12,725               | 68              | 18,742                       | 0                                   | 6,261  | 4,748                                    | 10,585 |
| 1953               | 8,838                | 63              | 12,726                       | 0                                   | 6,229  | 1,776                                    | 16,024 |
| 1954               | 7,643                | 140             | 13,593                       | 0                                   | 5,338  | 2,806                                    | 17,688 |
| 1955               | 6,842                | 127             | 14,167                       | 0                                   | 4,600  | 2,811                                    | 17,413 |
| 1956               | 8,751                | 211             | 22,425                       | 31                                  | 5,696  | 2,519                                    | 17,744 |
| 1957               | 8,566                | 234             | 26,202                       | 1                                   | 3,847  | 2,105                                    | 17,341 |
| 1958               | 7,176                | 5,190           | 11,746                       | 6                                   | 4,608  | 2,195                                    | 17,134 |
| 1959               | 7,805                | 3,904           | 14,604                       | 34                                  | 6,397  | 3,105                                    | 19,192 |
| 1960               | 10,395               | 231             | 22,114                       | 17                                  | 4,874  | 2,537                                    | 18,713 |
| 1961               | 10,504               | 1,899           | 7,322                        | 129                                 | 7,493  | 6,247                                    | 19,360 |
| 1962               | 7,799                | 354             | 7,975                        | 117                                 | 11,793 | 5,301                                    | 30,540 |
| 1963               | 8,086                | 627             | 13,227                       | 819                                 | 10,952 | 9,088                                    | 30,009 |
| 1964               | 6,470                | 369             | 10,355                       | 77                                  | 11,790 | 7,002                                    | 37,707 |
| OHIO               |                      |                 |                              |                                     |        |  |        |
| 1946               | 31,560               | 600             | 1,276                        | -                                   | 112    | 333                                      | 38     |
| 1947               | 23,767               | 4,819           | 3,679                        | -                                   | 416    | 247                                      | 7      |
| 1948               | 21,912               | 3,687           | 5,134                        | -                                   | 877    | 340                                      | 164    |
| 1949               | 28,102               | 2,924           | 3,204                        | -                                   | 942    | 664                                      | 8      |
| 1950               | 26,766               | 3,569           | 8,817                        | -                                   | 1,175  | 222                                      | 25     |
| 1951               | 27,484               | 1,915           | 8,880                        | 0                                   | 1,007  | 871                                      | 191    |
| 1952               | 17,081               | 3,779           | 9,427                        | 0                                   | 769    | 736                                      | 248    |
| 1953               | 20,172               | 3,494           | 11,690                       | 0                                   | 646    | 2,168                                    | 594    |
| 1954               | 15,389               | 3,520           | 9,874                        | 201                                 | 475    | 2,275                                    | 1,257  |
| 1955               | 14,867               | 3,247           | 6,847                        | 340                                 | 1,277  | 2,750                                    | 672    |
| 1956               | 12,613               | 2,392           | 6,081                        | 421                                 | 1,746  | 3,249                                    | 857    |
| 1957               | 14,598               | 5,726           | 4,673                        | 1,736                               | 1,341  | 6,074                                    | 1,051  |
| 1958               | 15,777               | 5,939           | 7,911                        | 2,863                               | 1,547  | 8,789                                    | 943    |
| 1959               | 15,793               | 7,159           | 5,927                        | 4,202                               | 777    | 9,281                                    | 901    |
| 1960               | 19,066               | 5,282           | 4,394                        | 4,096                               | 545    | 9,193                                    | 908    |
| 1961               | 15,767               | 5,191           | 4,361                        | 4,413                               | 741    | 9,732                                    | 815    |
| 1962               | 14,797               | 6,206           | 6,375                        | 5,507                               | 764    | 14,949                                   | 1,114  |
| 1963               | 19,032               | 8,787           | 6,006                        | 3,538                               | 720    | 21,482                                   | 2,289  |
| 1964               | 11,787               | 10,722          | 5,202                        | 2,953                               | 250    | 27,634                                   | 1,348  |

SEE FOOTNOTES AT END OF TABLE

TABLE 6.--PHOSPHATE AND POTASH MATERIALS: CONSUMPTION, <sup>1/</sup> UNITED STATES AND BY STATES, 1946-64

| YEAR ENDED JUNE 30 | PHOSPHATE MATERIALS  |                 |                |                       |       | POTASH MATERIALS           |       |
|--------------------|----------------------|-----------------|----------------|-----------------------|-------|----------------------------|-------|
|                    | SUPERPHOSPHATES      |                 | PHOSPHATE ROCK | AMMONIATED PHOSPHATES | OTHER | CHLORIDES 50% - 62% GRADES | OTHER |
|                    | GRADES 22% AND UNDER | GRADES OVER 22% | <sup>2/</sup>  | <sup>3/</sup>         |       | <sup>4/</sup>              |       |
|                    | TONS                 | TONS            | TONS           | TONS                  | TONS  | TONS                       | TONS  |
| INDIANA            |                      |                 |                |                       |       |                            |       |
| 1946               | 34,867               | 1,120           | 22,713         | -                     | 72    | 1,442                      | 45    |
| 1947               | 18,208               | 7,494           | 37,246         | -                     | 47    | 1,722                      | 49    |
| 1948               | 26,286               | 11,550          | 44,857         | -                     | 526   | 1,980                      | 472   |
| 1949               | 25,751               | 3,625           | 54,079         | -                     | 256   | 1,943                      | 211   |
| 1950               | 28,448               | 2,915           | 36,342         | -                     | 298   | 1,797                      | 177   |
| 1951               | 17,922               | 4,230           | 44,543         | 0                     | 527   | 3,251                      | 297   |
| 1952               | 16,293               | 3,280           | 44,244         | 0                     | 332   | 5,238                      | 398   |
| 1953               | 16,888               | 3,769           | 37,596         | 0                     | 172   | 13,850                     | 388   |
| 1954               | 17,141               | 5,655           | 27,012         | 99                    | 491   | 19,972                     | 412   |
| 1955               | 8,434                | 13,657          | 18,359         | 1,756                 | 230   | 34,060                     | 822   |
| 1956               | 5,804                | 11,364          | 15,677         | 2,432                 | 96    | 39,254                     | 510   |
| 1957               | 5,689                | 13,873          | 20,463         | 3,885                 | 174   | 61,422                     | 1,790 |
| 1958               | 4,900                | 16,042          | 20,596         | 4,714                 | 265   | 68,540                     | 3,439 |
| 1959               | 3,717                | 16,873          | 10,358         | 6,453                 | 591   | 66,422                     | 599   |
| 1960               | 9,016                | 11,843          | 11,508         | 6,380                 | 189   | 67,308                     | 1,903 |
| 1961               | 5,798                | 14,390          | 16,193         | 7,828                 | 165   | 71,995                     | 962   |
| 1962               | 5,002                | 15,721          | 14,700         | 9,640                 | 561   | 70,365                     | 1,259 |
| 1963               | 3,959                | 12,685          | 10,260         | 10,469                | 199   | 79,555                     | 680   |
| 1964               | 3,750                | 15,850          | 9,986          | 2,959                 | 232   | 104,752                    | 1,141 |
| ILLINOIS           |                      |                 |                |                       |       |                            |       |
| 1946               | 50,388               | 1,873           | 379,473        | -                     | 876   | 11,303                     | 962   |
| 1947               | 36,736               | 7,857           | 631,781        | -                     | 2,545 | 7,529                      | 1,850 |
| 1948               | 34,393               | 12,315          | 583,574        | -                     | 2,419 | 9,431                      | 1,908 |
| 1949               | 40,157               | 7,889           | 509,371        | -                     | 1,688 | 11,493                     | 3,074 |
| 1950               | 41,609               | 5,580           | 452,608        | -                     | 3,081 | 14,540                     | 3,351 |
| 1951               | 44,893               | 4,660           | 601,219        | 1,430                 | 1,404 | 32,004                     | 1,101 |
| 1952               | 46,513               | 5,552           | 646,576        | 2,956                 | 1,579 | 63,316                     | 1,735 |
| 1953               | 64,846               | 7,325           | 700,835        | 3,221                 | 3,173 | 85,874                     | 765   |
| 1954               | 64,420               | 12,067          | 563,876        | 1,008                 | 7,295 | 93,153                     | 251   |
| 1955               | 50,832               | 28,825          | 370,775        | 749                   | 9,150 | 80,844                     | 158   |
| 1956               | 40,589               | 27,114          | 570,294        | 2,409                 | 7,988 | 76,301                     | 60    |
| 1957               | 37,198               | 41,613          | 517,508        | 3,923                 | 8,968 | 95,673                     | 157   |
| 1958               | 27,800               | 51,694          | 530,886        | 4,979                 | 9,101 | 97,413                     | 101   |
| 1959               | 22,392               | 63,895          | 506,250        | 5,838                 | 3,326 | 102,820                    | 1,657 |
| 1960               | 16,354               | 63,619          | 451,119        | 8,856                 | 5,480 | 95,866                     | 176   |
| 1961               | 17,220               | 68,650          | 514,613        | 11,227                | 3,818 | 90,712                     | 147   |
| 1962               | 14,965               | 71,080          | 388,241        | 9,190                 | 2,568 | 92,998                     | 369   |
| 1963               | 18,273               | 80,601          | 405,343        | 7,883                 | 808   | 120,902                    | 459   |
| 1964               | 16,018               | 130,586         | 297,603        | 10,327                | 6,355 | 151,688                    | 232   |

SEE FOOTNOTES AT END OF TABLE



TABLE 6.--PHOSPHATE AND POTASH MATERIALS: CONSUMPTION, 1/ UNITED STATES AND BY STATES, 1946-64

| YEAR ENDED JUNE 30 | PHOSPHATE MATERIALS  |                 |                          |                                 |       | POTASH MATERIALS                     |       |
|--------------------|----------------------|-----------------|--------------------------|---------------------------------|-------|--------------------------------------|-------|
|                    | SUPERPHOSPHATES      |                 | PHOSPHATE ROCK <u>2/</u> | AMMONIATED PHOSPHATES <u>3/</u> | OTHER | CHLORIDES 50% - 62% GRADES <u>4/</u> | OTHER |
|                    | GRADES 22% AND UNDER | GRADES OVER 22% | TONS                     | TONS                            |       | TONS                                 |       |
| MICHIGAN           |                      |                 |                          |                                 |       |                                      |       |
| 1946               | 52,260               | 582             | 954                      | -                               | 695   | 259                                  | 1     |
| 1947               | 47,086               | 1,285           | 2,710                    | -                               | 454   | 434                                  | 0     |
| 1948               | 36,688               | 4,529           | 2,731                    | -                               | 352   | 230                                  | 0     |
| 1949               | 41,510               | 1,086           | 1,682                    | -                               | 239   | 174                                  | 0     |
| 1950               | 44,466               | 348             | 2,320                    | -                               | 156   | 457                                  | 1     |
| 1951               | 20,626               | 1,107           | 3,317                    | 0                               | 1,302 | 863                                  | 0     |
| 1952               | 20,904               | 36              | 3,515                    | 0                               | 1,319 | 589                                  | 0     |
| 1953               | 18,021               | 221             | 3,502                    | 0                               | 1,876 | 952                                  | 9     |
| 1954               | 11,761               | 361             | 3,507                    | 0                               | 595   | 1,193                                | 563   |
| 1955               | 9,137                | 994             | 3,150                    | 7                               | 1,206 | 703                                  | 444   |
| 1956               | 8,845                | 1,009           | 1,998                    | 295                             | 611   | 1,501                                | 693   |
| 1957               | 8,281                | 1,684           | 2,718                    | 1,126                           | 723   | 2,834                                | 1,111 |
| 1958               | 8,745                | 1,674           | 3,851                    | 1,665                           | 695   | 6,416                                | 2,632 |
| 1959               | 9,680                | 1,317           | 3,586                    | 2,086                           | 671   | 6,006                                | 1,436 |
| 1960               | 6,092                | 1,348           | 2,415                    | 2,607                           | 465   | 7,082                                | 2,363 |
| 1961               | 8,006                | 1,384           | 2,043                    | 4,549                           | 748   | 8,702                                | 4,660 |
| 1962               | 5,417                | 869             | 2,110                    | 3,862                           | 596   | 9,827                                | 2,260 |
| 1963               | 5,212                | 2,039           | 1,415                    | 2,455                           | 627   | 13,457                               | 1,787 |
| 1964               | 5,899                | 1,885           | 595                      | 1,913                           | 484   | 17,709                               | 1,340 |
| WISCONSIN          |                      |                 |                          |                                 |       |                                      |       |
| 1946               | 43,142               | 223             | 2,550                    | -                               | 466   | 3,113                                | 0     |
| 1947               | 35,439               | 422             | 9,385                    | -                               | 1,603 | 989                                  | 282   |
| 1948               | 24,053               | 1,100           | 6,624                    | -                               | 478   | 628                                  | 0     |
| 1949               | 10,694               | 841             | 9,532                    | -                               | 2,776 | 1,691                                | 236   |
| 1950               | 22,270               | 851             | 10,854                   | -                               | 407   | 1,436                                | 1,038 |
| 1951               | 3,860                | 216             | 22,285                   | 41                              | 403   | 3,954                                | 269   |
| 1952               | 2,836                | 27              | 18,289                   | 2                               | 4,439 | 2,654                                | 204   |
| 1953               | 2,639                | 78              | 16,906                   | 0                               | 111   | 3,945                                | 318   |
| 1954               | 2,810                | 135             | 12,836                   | 50                              | 53    | 3,943                                | 572   |
| 1955               | 2,289                | 564             | 7,806                    | 162                             | 132   | 3,860                                | 521   |
| 1956               | 1,997                | 822             | 4,860                    | 301                             | 416   | 6,470                                | 626   |
| 1957               | 2,371                | 1,808           | 3,966                    | 786                             | 942   | 8,764                                | 627   |
| 1958               | 1,844                | 1,332           | 3,122                    | 371                             | 1,934 | 10,219                               | 889   |
| 1959               | 2,912                | 1,705           | 2,685                    | 479                             | 736   | 16,785                               | 753   |
| 1960               | 3,313                | 1,607           | 1,854                    | 1,393                           | 3,533 | 16,163                               | 798   |
| 1961               | 1,567                | 2,404           | 2,248                    | 2,070                           | 1,798 | 28,605                               | 582   |
| 1962               | 1,842                | 3,648           | 1,177                    | 735                             | 2,587 | 32,310                               | 455   |
| 1963               | 1,682                | 3,113           | 1,935                    | 692                             | 2,177 | 38,645                               | 489   |
| 1964               | 3,376                | 6,589           | 1,949                    | 1,182                           | 2,512 | 55,444                               | 666   |

SEE FOOTNOTES AT END OF TABLE

TABLE 6.--PHOSPHATE AND POTASH MATERIALS: CONSUMPTION, 1/ UNITED STATES AND BY STATES, 1946-64

| YEAR ENDED JUNE 30 | PHOSPHATE MATERIALS |         |                          |                                 |        | POTASH MATERIALS                     |       |
|--------------------|---------------------|---------|--------------------------|---------------------------------|--------|--------------------------------------|-------|
|                    | SUPERPHOSPHATES     |         | PHOSPHATE ROCK <u>2/</u> | AMMONIATED PHOSPHATES <u>3/</u> | OTHER  | CHLORIDES 50% - 62% GRADES <u>4/</u> | OTHER |
|                    | TONS                | TONS    | TONS                     | TONS                            | TONS   | TONS                                 | TONS  |
| MINNESOTA          |                     |         |                          |                                 |        |                                      |       |
| 1946               | 24,955              | 3,888   | 1,865                    | -                               | 220    | 100                                  | 15    |
| 1947               | 30,428              | 6,591   | 3,479                    | -                               | 1,571  | 401                                  | 0     |
| 1948               | 65,523              | 8,692   | 5,109                    | -                               | 1,807  | 99                                   | 3     |
| 1949               | 58,958              | 27,904  | 3,877                    | -                               | 2,083  | 106                                  | 153   |
| 1950               | 40,266              | 20,923  | 3,390                    | -                               | 1,423  | 201                                  | 0     |
| 1951               | 15,694              | 14,243  | 5,120                    | 1,815                           | 2,725  | 219                                  | 0     |
| 1952               | 10,885              | 15,574  | 7,855                    | 2,306                           | 1,950  | 205                                  | 1     |
| 1953               | 10,295              | 20,519  | 7,713                    | 236                             | 1,035  | 787                                  | 0     |
| 1954               | 10,796              | 17,673  | 5,120                    | 3,249                           | 3,710  | 1,346                                | 0     |
| 1955               | 7,286               | 28,610  | 2,729                    | 8,190                           | 2,801  | 2,243                                | 1     |
| 1956               | 4,378               | 25,834  | 1,062                    | 7,592                           | 2,646  | 3,718                                | 211   |
| 1957               | 6,502               | 29,744  | 1,485                    | 13,423                          | 3,222  | 8,615                                | 586   |
| 1958               | 4,950               | 25,691  | 1,322                    | 19,229                          | 5,020  | 12,044                               | 3     |
| 1959               | 5,453               | 20,583  | 1,091                    | 23,851                          | 5,750  | 13,682                               | 208   |
| 1960               | 14,292              | 23,695  | 1,547                    | 26,262                          | 1,967  | 10,965                               | 2,607 |
| 1961               | 4,602               | 24,653  | 972                      | 29,864                          | 428    | 15,746                               | 252   |
| 1962               | 5,494               | 27,244  | 707                      | 23,216                          | 266    | 18,424                               | 448   |
| 1963               | 3,987               | 26,394  | 1,040                    | 21,267                          | 338    | 23,933                               | 178   |
| 1964               | 8,476               | 32,105  | 823                      | 23,082                          | 1,331  | 33,449                               | 358   |
| IOWA               |                     |         |                          |                                 |        |                                      |       |
| 1946               | 80,444              | 2,469   | 8,317                    | -                               | 19     | 164                                  | 196   |
| 1947               | 48,010              | 3,771   | 17,020                   | -                               | 4,251  | 780                                  | 189   |
| 1948               | 58,231              | 5,047   | 25,757                   | -                               | 11,385 | 178                                  | 1,192 |
| 1949               | 62,168              | 10,865  | 27,370                   | -                               | 3,252  | 858                                  | 1,028 |
| 1950               | 82,163              | 11,555  | 25,097                   | -                               | 5,659  | 1,370                                | 6     |
| 1951               | 68,175              | 5,050   | 30,265                   | 8,792                           | 883    | 2,218                                | 0     |
| 1952               | 53,606              | 7,325   | 25,399                   | 14,202                          | 1,111  | 2,646                                | 67    |
| 1953               | 58,986              | 6,883   | 24,772                   | 18,015                          | 2,287  | 4,983                                | 11    |
| 1954               | 52,272              | 10,670  | 23,423                   | 25,989                          | 6,643  | 6,739                                | 369   |
| 1955               | 43,262              | 23,226  | 16,663                   | 21,720                          | 9,534  | 12,141                               | 406   |
| 1956               | 33,159              | 20,507  | 9,141                    | 13,434                          | 6,627  | 9,075                                | 99    |
| 1957               | 37,498              | 22,099  | 9,908                    | 10,321                          | 5,264  | 9,528                                | 69    |
| 1958               | 32,182              | 31,738  | 6,989                    | 15,316                          | 5,457  | 13,865                               | 75    |
| 1959               | 36,056              | 32,799  | 6,028                    | 17,488                          | 13,409 | 16,965                               | 48    |
| 1960               | 23,266              | 31,612  | 2,000                    | 18,203                          | 7,821  | 14,459                               | 167   |
| 1961               | 22,893              | 40,647  | 2,442                    | 18,916                          | 3,133  | 14,378                               | 14    |
| 1962               | 23,699              | 48,300  | 2,920                    | 15,885                          | 2,187  | 21,647                               | 4     |
| 1963               | 26,532              | 61,178  | 4,433                    | 16,702                          | 1,690  | 39,395                               | 15    |
| 1964               | 27,054              | 102,004 | 7,212                    | 14,911                          | 2,496  | 71,494                               | 88    |

SEE FOOTNOTES AT END OF TABLE

TABLE 6.--PHOSPHATE AND POTASH MATERIALS: CONSUMPTION, 1/ UNITED STATES AND BY STATES, 1946-64

| YEAR ENDED JUNE 30 | PHOSPHATE MATERIALS  |                 |                          |                                 |       | POTASH MATERIALS                     |       |
|--------------------|----------------------|-----------------|--------------------------|---------------------------------|-------|--------------------------------------|-------|
|                    | SUPERPHOSPHATES      |                 | PHOSPHATE ROCK <u>2/</u> | AMMONIATED PHOSPHATES <u>3/</u> | OTHER | CHLORIDES 50% - 62% GRADES <u>4/</u> | OTHER |
|                    | GRADES 22% AND UNDER | GRADES OVER 22% |                          |                                 |       |                                      |       |
| MISSOURI           |                      |                 |                          |                                 |       |                                      |       |
| 1946               | 91,270               | 3,036           | 3,326                    | -                               | 94    | 819                                  | 388   |
| 1947               | 56,591               | 3,912           | 7,478                    | -                               | 1,178 | 182                                  | 571   |
| 1948               | 43,839               | 6,471           | 18,792                   | -                               | 623   | 307                                  | 802   |
| 1949               | 28,858               | 14,496          | 44,192                   | -                               | 382   | 1,604                                | 1,375 |
| 1950               | 23,996               | 14,986          | 75,372                   | -                               | 513   | 2,267                                | 235   |
| 1951               | 23,897               | 8,447           | 170,255                  | 780                             | 1,611 | 5,193                                | 212   |
| 1952               | 16,610               | 4,854           | 227,872                  | 4,990                           | 3,699 | 11,314                               | 494   |
| 1953               | 11,086               | 4,892           | 253,656                  | 4,463                           | 947   | 17,227                               | 858   |
| 1954               | 8,387                | 4,940           | 158,644                  | 2,807                           | 2,216 | 18,811                               | 1,279 |
| 1955               | 5,287                | 6,805           | 105,307                  | 1,915                           | 3,859 | 17,080                               | 358   |
| 1956               | 3,422                | 6,357           | 236,112                  | 2,555                           | 4,915 | 19,297                               | 363   |
| 1957               | 2,995                | 8,702           | 200,773                  | 1,797                           | 5,934 | 22,054                               | 339   |
| 1958               | 1,793                | 8,963           | 209,047                  | 2,654                           | 4,852 | 18,195                               | 80    |
| 1959               | 1,858                | 13,307          | 229,661                  | 2,957                           | 3,231 | 17,830                               | 219   |
| 1960               | 2,062                | 15,426          | 119,866                  | 4,080                           | 2,446 | 19,060                               | 232   |
| 1961               | 1,466                | 13,948          | 195,062                  | 2,633                           | 1,244 | 17,654                               | 172   |
| 1962               | 1,503                | 11,907          | 150,917                  | 2,406                           | 1,476 | 18,519                               | 15    |
| 1963               | 1,017                | 11,030          | 198,990                  | 1,615                           | 361   | 21,053                               | 279   |
| 1964               | 642                  | 10,867          | 180,804                  | 952                             | 164   | 22,475                               | 279   |
| NORTH DAKOTA       |                      |                 |                          |                                 |       |                                      |       |
| 1946               | 1,123                | 440             | 0                        | -                               | 0     | 0                                    | 0     |
| 1947               | 2,495                | 1,164           | 618                      | -                               | 1     | 0                                    | 0     |
| 1948               | 10,646               | 1,383           | 462                      | -                               | 2     | 0                                    | 0     |
| 1949               | 2,552                | 4,116           | 240                      | -                               | 360   | 17                                   | 1     |
| 1950               | 618                  | 4,372           | 180                      | -                               | 351   | 0                                    | 0     |
| 1951               | 272                  | 2,316           | 120                      | 414                             | 258   | 29                                   | 0     |
| 1952               | 610                  | 6,778           | 44                       | 1,050                           | 805   | 0                                    | 0     |
| 1953               | 341                  | 17,182          | 60                       | 3,200                           | 128   | 2                                    | 0     |
| 1954               | 90                   | 14,919          | 40                       | 8,380                           | 545   | 14                                   | 0     |
| 1955               | 127                  | 19,555          | 40                       | 18,196                          | 212   | 52                                   | 0     |
| 1956               | 30                   | 17,598          | 40                       | 26,317                          | 63    | 22                                   | 0     |
| 1957               | 50                   | 17,770          | 0                        | 32,177                          | 102   | 25                                   | 0     |
| 1958               | 13                   | 17,758          | 0                        | 55,140                          | 56    | 2                                    | 0     |
| 1959               | 70                   | 18,268          | 0                        | 68,829                          | 125   | 7                                    | 15    |
| 1960               | 15                   | 25,638          | 110                      | 60,996                          | 43    | 73                                   | 0     |
| 1961               | 0                    | 30,160          | 90                       | 63,446                          | 27    | 50                                   | 0     |
| 1962               | 646                  | 32,017          | 4                        | 68,003                          | 14    | 112                                  | 30    |
| 1963               | 0                    | 27,173          | 50                       | 63,255                          | 103   | 126                                  | 0     |
| 1964               | 0                    | 35,993          | 90                       | 67,597                          | 145   | 539                                  | 20    |

SEE FOOTNOTES AT END OF TABLE

TABLE 6.--PHOSPHATE AND POTASH MATERIALS: CONSUMPTION, 1/ UNITED STATES AND BY STATES, 1946-64

| YEAR ENDED JUNE 30 | PHOSPHATE MATERIALS |        |                          |                                 |       | POTASH MATERIALS                     |       |
|--------------------|---------------------|--------|--------------------------|---------------------------------|-------|--------------------------------------|-------|
|                    | SUPERPHOSPHATES     |        | PHOSPHATE ROCK <u>2/</u> | AMMONIATED PHOSPHATES <u>3/</u> | OTHER | CHLORIDES 50% - 62% GRADES <u>4/</u> | OTHER |
|                    | TONS                | TONS   | TONS                     | TONS                            | TONS  | TONS                                 | TONS  |
| SOUTH DAKOTA       |                     |        |                          |                                 |       |                                      |       |
| 1946               | 325                 | 450    | 40                       | -                               | 0     | 0                                    | 0     |
| 1947               | 730                 | 190    | 800                      | -                               | 0     | 0                                    | 0     |
| 1948               | 3,290               | 117    | 460                      | -                               | 640   | 0                                    | 0     |
| 1949               | 2,952               | 620    | 540                      | -                               | 0     | 0                                    | 0     |
| 1950               | 1,513               | 635    | 126                      | -                               | 0     | 0                                    | 0     |
| 1951               | 2,030               | 940    | 170                      | 228                             | 70    | 22                                   | 0     |
| 1952               | 2,312               | 775    | 435                      | 690                             | 0     | 6                                    | 2     |
| 1953               | 2,265               | 2,143  | 450                      | 857                             | 0     | 2                                    | 0     |
| 1954               | 1,841               | 4,997  | 161                      | 3,680                           | 459   | 13                                   | 2     |
| 1955               | 707                 | 7,302  | 60                       | 5,625                           | 421   | 13                                   | 0     |
| 1956               | 571                 | 4,912  | 130                      | 6,342                           | 94    | 31                                   | 0     |
| 1957               | 517                 | 4,301  | 80                       | 5,908                           | 253   | 6                                    | 0     |
| 1958               | 195                 | 5,259  | 40                       | 8,994                           | 146   | 22                                   | 0     |
| 1959               | 239                 | 6,222  | 40                       | 7,969                           | 81    | 57                                   | 0     |
| 1960               | 154                 | 4,766  | 30                       | 7,125                           | 39    | 34                                   | 0     |
| 1961               | 105                 | 5,495  | 40                       | 10,224                          | 66    | 40                                   | 0     |
| 1962               | 205                 | 6,789  | 190                      | 14,519                          | 9     | 333                                  | 0     |
| 1963               | 250                 | 8,242  | 135                      | 14,252                          | 21    | 571                                  | 142   |
| 1964               | 276                 | 9,140  | 140                      | 12,280                          | 91    | 1,653                                | 16    |
| NEBRASKA           |                     |        |                          |                                 |       |                                      |       |
| 1946               | 1,232               | 1,538  | 0                        | -                               | 0     | 0                                    | 0     |
| 1947               | 650                 | 2,011  | 248                      | -                               | 2,150 | 0                                    | 0     |
| 1948               | 5,435               | 1,985  | 401                      | -                               | 1,100 | 0                                    | 0     |
| 1949               | 6,158               | 2,610  | 737                      | -                               | 426   | 4                                    | 0     |
| 1950               | 3,932               | 5,337  | 805                      | -                               | 518   | 87                                   | 0     |
| 1951               | 4,352               | 7,109  | 792                      | 1,400                           | 59    | 153                                  | 0     |
| 1952               | 4,869               | 10,491 | 2,077                    | 5,157                           | 0     | 4                                    | 0     |
| 1953               | 7,149               | 10,386 | 1,378                    | 6,299                           | 78    | 81                                   | 0     |
| 1954               | 4,498               | 17,052 | 4,953                    | 10,164                          | 1,018 | 128                                  | 0     |
| 1955               | 4,619               | 24,682 | 3,471                    | 13,871                          | 955   | 213                                  | 0     |
| 1956               | 2,492               | 17,994 | 266                      | 9,193                           | 328   | 264                                  | 0     |
| 1957               | 1,886               | 24,906 | 446                      | 9,742                           | 298   | 393                                  | 16    |
| 1958               | 1,634               | 17,948 | 754                      | 10,295                          | 259   | 271                                  | 199   |
| 1959               | 1,285               | 19,119 | 912                      | 14,111                          | 281   | 386                                  | 965   |
| 1960               | 1,390               | 17,493 | 314                      | 16,287                          | 93    | 479                                  | 129   |
| 1961               | 3,984               | 28,624 | 1,422                    | 20,746                          | 113   | 1,221                                | 324   |
| 1962               | 4,135               | 27,722 | 965                      | 21,921                          | 2,569 | 1,714                                | 220   |
| 1963               | 6,428               | 27,386 | 1,729                    | 17,572                          | 2,388 | 2,346                                | 647   |
| 1964               | 8,959               | 24,403 | 1,567                    | 21,229                          | 1,372 | 4,328                                | 1,717 |

SEE FOOTNOTES AT END OF TABLE

TABLE 6.--PHOSPHATE AND POTASH MATERIALS: CONSUMPTION, 1/ UNITED STATES AND BY STATES, 1946-64

| YEAR ENDED JUNE 30 | PHOSPHATE MATERIALS  |                 |                   |                          |        | POTASH MATERIALS              |       |
|--------------------|----------------------|-----------------|-------------------|--------------------------|--------|-------------------------------|-------|
|                    | SUPERPHOSPHATES      |                 | PHOSPHATE ROCK 2/ | AMMONIATED PHOSPHATES 3/ | OTHER  | CHLORIDES 50% - 62% GRADES 4/ | OTHER |
|                    | GRADES 22% AND UNDER | GRADES OVER 22% |                   |                          |        |                               |       |
|                    | TONS                 | TONS            | TONS              | TONS                     | TONS   | TONS                          | TONS  |
| KANSAS             |                      |                 |                   |                          |        |                               |       |
| 1946               | 16,368               | 10,928          | 410               | -                        | 38     | 0                             | 16    |
| 1947               | 29,191               | 8,440           | 1,780             | -                        | 824    | 0                             | 11    |
| 1948               | 28,199               | 13,592          | 3,021             | -                        | 707    | 46                            | 0     |
| 1949               | 31,214               | 17,449          | 8,522             | -                        | 576    | 34                            | 63    |
| 1950               | 12,315               | 46,676          | 25,961            | -                        | 778    | 69                            | 4     |
| 1951               | 12,302               | 44,101          | 19,097            | 9,676                    | 80     | 119                           | 0     |
| 1952               | 16,409               | 24,998          | 20,655            | 21,828                   | 270    | 250                           | 7     |
| 1953               | 10,238               | 29,638          | 9,446             | 31,888                   | 400    | 716                           | 0     |
| 1954               | 3,556                | 23,933          | 7,908             | 34,514                   | 533    | 776                           | 0     |
| 1955               | 5,162                | 28,701          | 3,583             | 41,834                   | 765    | 1,057                         | 0     |
| 1956               | 5,459                | 34,376          | 1,511             | 36,439                   | 987    | 1,730                         | 0     |
| 1957               | 1,506                | 31,747          | 1,006             | 35,639                   | 472    | 1,479                         | 7     |
| 1959               | 782                  | 25,449          | 176               | 35,118                   | 192    | 995                           | 0     |
| 195-               | 714                  | 30,008          | 562               | 49,303                   | 150    | 1,577                         | 0     |
| 1960               | 446                  | 29,506          | 468               | 57,519                   | 63     | 1,297                         | 103   |
| 1961               | 795                  | 29,507          | 2,696             | 55,801                   | 27     | 1,120                         | 34    |
| 1962               | 141                  | 24,825          | 1,107             | 53,699                   | 66     | 1,428                         | 2     |
| 1963               | 663                  | 23,286          | 993               | 58,621                   | 8      | 1,309                         | 39    |
| 1964               | 110                  | 26,593          | 1,214             | 50,046                   | 10     | 2,408                         | 35    |
| KENTUCKY           |                      |                 |                   |                          |        |                               |       |
| 1946               | 133,613              | 3,063           | 11,704            | -                        | 2,210  | 91                            | 113   |
| 1947               | 53,505               | 10,502          | 19,547            | -                        | 2,543  | 11                            | 884   |
| 1948               | 88,300               | 9,915           | 34,485            | -                        | 3,982  | 151                           | 474   |
| 1949               | 129,575              | 9,304           | 27,847            | -                        | 2,601  | 704                           | 4,108 |
| 1950               | 136,313              | 14,134          | 24,802            | -                        | 2,702  | 878                           | 3,747 |
| 1951               | 65,699               | 10,652          | 25,489            | 0                        | 4,896  | 3,120                         | 6,618 |
| 1952               | 49,046               | 10,513          | 23,789            | 0                        | 9,461  | 5,062                         | 8,464 |
| 1953               | 63,731               | 11,044          | 14,248            | 0                        | 8,427  | 5,331                         | 8,261 |
| 1954               | 46,655               | 4,200           | 8,133             | 0                        | 12,133 | 8,916                         | 9,315 |
| 1955               | 33,167               | 2,737           | 6,997             | 0                        | 14,738 | 10,146                        | 8,229 |
| 1956               | 24,156               | 2,516           | 15,391            | 470                      | 8,858  | 9,303                         | 6,395 |
| 1957               | 26,482               | 1,384           | 12,951            | 447                      | 7,486  | 8,771                         | 6,499 |
| 1958               | 19,745               | 1,224           | 11,371            | 466                      | 6,461  | 7,973                         | 6,169 |
| 1959               | 21,744               | 2,488           | 9,519             | 540                      | 8,948  | 10,372                        | 5,945 |
| 1960               | 21,029               | 5,353           | 8,386             | 502                      | 5,072  | 11,635                        | 5,461 |
| 1961               | 18,407               | 4,909           | 9,097             | 1,466                    | 10,636 | 10,273                        | 6,707 |
| 1962               | 20,195               | 6,535           | 9,157             | 1,779                    | 6,407  | 12,615                        | 8,722 |
| 1963               | 20,807               | 5,273           | 6,567             | 2,822                    | 6,754  | 12,859                        | 8,590 |
| 1964               | 17,704               | 4,896           | 5,577             | 1,441                    | 10,178 | 16,096                        | 8,392 |

SEE FOOTNOTES AT END OF TABLE

TABLE 6.--PHOSPHATE AND POTASH MATERIALS: CONSUMPTION, 1/ UNITED STATES AND BY STATES, 1946-64

| YEAR ENDED JUNE 30 | PHOSPHATE MATERIALS  |                 |                      |                             |         | POTASH MATERIALS                       |        |
|--------------------|----------------------|-----------------|----------------------|-----------------------------|---------|--|--------|
|                    | SUPERPHOSPHATES      |                 | PHOSPHATE ROCK<br>2/ | AMMONIATED PHOSPHATES<br>3/ | OTHER   | CHLORIDES<br>50% - 62%<br>GRADES<br>4/ | OTHER  |
|                    | GRADES 22% AND UNDER | GRADES OVER 22% |                      |                             |         |  |        |
| TENNESSEE          |                      |                 |                      |                             |         |  |        |
| 1946               | 111,275              | 8,430           | 309                  | -                           | 29,791  | 3,219                                  | 2,465  |
| 1947               | 68,200               | 12,024          | 0                    | -                           | 31,720  | 150                                    | 1,838  |
| 1948               | 86,439               | 12,669          | 376                  | -                           | 27,758  | 391                                    | 3,003  |
| 1949               | 74,109               | 11,236          | 1,286                | -                           | 26,144  | 955                                    | 4,685  |
| 1950               | 82,264               | 10,507          | 1,506                | -                           | 22,375  | 2,940                                  | 1,491  |
| 1951               | 51,889               | 10,278          | 1,734                | 0                           | 36,045  | 7,954                                  | 2,972  |
| 1952               | 31,388               | 9,177           | 2,574                | 1                           | 23,691  | 13,052                                 | 2,510  |
| 1953               | 27,170               | 12,341          | 903                  | 29                          | 18,449  | 11,190                                 | 2,029  |
| 1954               | 20,098               | 6,303           | 624                  | 0                           | 18,036  | 10,369                                 | 5,101  |
| 1955               | 13,261               | 5,559           | 694                  | 0                           | 14,794  | 13,966                                 | 4,375  |
| 1956               | 10,525               | 4,967           | 1,735                | 273                         | 7,485   | 11,563                                 | 1,253  |
| 1957               | 9,376                | 4,499           | 702                  | 965                         | 8,989   | 11,525                                 | 11,272 |
| 1958               | 7,855                | 3,185           | 1,192                | 1,495                       | 7,955   | 10,476                                 | 8,122  |
| 1959               | 10,060               | 1,806           | 3,650                | 1,059                       | 8,126   | 12,594                                 | 9,304  |
| 1960               | 9,568                | 2,474           | 5,377                | 3,854                       | 6,780   | 11,976                                 | 8,262  |
| 1961               | 9,351                | 5,698           | 6,549                | 2,668                       | 14,210  | 11,874                                 | 9,356  |
| 1962               | 10,476               | 2,601           | 1,927                | 1,808                       | 6,239   | 10,165                                 | 8,119  |
| 1963               | 11,447               | 3,845           | 532                  | 4,800                       | 3,377   | 10,860                                 | 1,904  |
| 1964               | 7,977                | 4,133           | 375                  | 1,733                       | 3,891   | 8,919                                  | 3,081  |
| ALABAMA            |                      |                 |                      |                             |         |  |        |
| 1946               | 158,500              | 2,888           | 0                    | -                           | 68,552  | 3,125                                  | 30     |
| 1947               | 98,753               | 5,254           | 40                   | -                           | 116,229 | 1,188                                  | 461    |
| 1948               | 91,701               | 2,273           | 380                  | -                           | 117,591 | 1,464                                  | 1,654  |
| 1949               | 94,616               | 1,732           | 17                   | -                           | 117,853 | 5,222                                  | 6,118  |
| 1950               | 96,490               | 2,054           | 460                  | -                           | 143,308 | 4,921                                  | 2,870  |
| 1951               | 90,669               | 639             | 1,494                | 138                         | 201,619 | 10,365                                 | 2,004  |
| 1952               | 58,106               | 2,621           | 2,719                | 2                           | 208,033 | 14,535                                 | 2,323  |
| 1953               | 50,831               | 1,777           | 5,104                | 0                           | 156,048 | 9,859                                  | 1,152  |
| 1954               | 39,631               | 437             | 3,415                | 0                           | 89,930  | 10,956                                 | 130    |
| 1955               | 25,338               | 167             | 2,179                | 0                           | 45,948  | 8,696                                  | 122    |
| 1956               | 21,415               | 373             | 3,249                | 395                         | 49,627  | 9,473                                  | 49     |
| 1957               | 24,189               | 839             | 2,936                | 540                         | 48,130  | 9,566                                  | 26     |
| 1958               | 23,238               | 369             | 1,496                | 1,263                       | 35,847  | 8,551                                  | 196    |
| 1959               | 22,967               | 83              | 1,058                | 474                         | 27,876  | 9,065                                  | 154    |
| 1960               | 22,228               | 26              | 773                  | 488                         | 16,720  | 8,579                                  | 709    |
| 1961               | 18,896               | 96              | 944                  | 456                         | 20,607  | 7,248                                  | 416    |
| 1962               | 20,264               | 242             | 1,222                | 497                         | 18,623  | 6,925                                  | 690    |
| 1963               | 23,092               | 533             | 2,360                | 360                         | 12,408  | 5,811                                  | 626    |
| 1964               | 18,827               | 311             | 1,189                | 276                         | 15,941  | 6,540                                  | 608    |

SEE FOOTNOTES AT END OF TABLE

TABLE 6.--PHOSPHATE AND POTASH MATERIALS: CONSUMPTION, 1/ UNITED STATES AND BY STATES, 1946-64

| YEAR ENDED JUNE 30 | PHOSPHATE MATERIALS  |                 |                          |                                 |         | POTASH MATERIALS                     |       |
|--------------------|----------------------|-----------------|--------------------------|---------------------------------|---------|--------------------------------------|-------|
|                    | SUPERPHOSPHATES      |                 | PHOSPHATE ROCK <u>2/</u> | AMMONIATED PHOSPHATES <u>3/</u> | OTHER   | CHLORIDES 50% - 62% GRADES <u>4/</u> | OTHER |
|                    | GRADES 22% AND UNDER | GRADES OVER 22% | TONS                     | TONS                            |         | TONS                                 |       |
| MISSISSIPPI        |                      |                 |                          |                                 |         |                                      |       |
| 1946               | 52,401               | 1,197           | 718                      | -                               | 104,286 | 2,978                                | 902   |
| 1947               | 43,304               | 2,899           | 0                        | -                               | 54,703  | 4,829                                | 1,360 |
| 1948               | 50,580               | 2,728           | 1,745                    | -                               | 143,943 | 2,389                                | 2,266 |
| 1949               | 51,862               | 3,550           | 770                      | -                               | 83,328  | 4,870                                | 5,279 |
| 1950               | 64,445               | 1,947           | 1,169                    | -                               | 74,760  | 13,998                               | 2,070 |
| 1951               | 57,932               | 566             | 4,857                    | 190                             | 118,153 | 25,241                               | 336   |
| 1952               | 61,840               | 4,668           | 7,488                    | 70                              | 100,191 | 31,164                               | 83    |
| 1953               | 40,431               | 2,780           | 7,468                    | 34                              | 71,440  | 19,902                               | 134   |
| 1954               | 37,938               | 1,473           | 6,783                    | 87                              | 60,466  | 22,531                               | 208   |
| 1955               | 28,664               | 1,747           | 2,836                    | 0                               | 73,341  | 21,426                               | 269   |
| 1956               | 32,760               | 2,315           | 4,586                    | 366                             | 94,104  | 22,900                               | 845   |
| 1957               | 41,212               | 1,678           | 3,526                    | 202                             | 87,397  | 23,431                               | 232   |
| 1958               | 24,729               | 1,433           | 2,558                    | 340                             | 86,743  | 14,282                               | 597   |
| 1959               | 32,682               | 1,563           | 4,049                    | 924                             | 86,968  | 16,006                               | 579   |
| 1960               | 35,469               | 4,937           | 2,301                    | 1,540                           | 40,923  | 18,411                               | 1,232 |
| 1961               | 34,555               | 2,671           | 3,193                    | 561                             | 47,367  | 14,817                               | 716   |
| 1962               | 31,498               | 2,256           | 2,477                    | 572                             | 40,916  | 13,906                               | 552   |
| 1963               | 34,032               | 1,818           | 2,519                    | 294                             | 28,563  | 13,659                               | 592   |
| 1964               | 25,824               | 1,803           | 2,500                    | 199                             | 27,414  | 10,305                               | 349   |
| ARKANSAS           |                      |                 |                          |                                 |         |                                      |       |
| 1946               | 19,626               | 1,600           | 120                      | -                               | 6       | 5,469                                | 2,448 |
| 1947               | 34,966               | 3,907           | 50                       | -                               | 3,163   | 2,504                                | 3,267 |
| 1948               | 39,633               | 2,070           | 270                      | -                               | 6,909   | 2,583                                | 6,512 |
| 1949               | 64,177               | 2,053           | 661                      | -                               | 16,252  | 8,901                                | 9,897 |
| 1950               | 69,980               | 2,470           | 354                      | -                               | 676     | 9,462                                | 3,209 |
| 1951               | 41,935               | 2,772           | 1,712                    | 2,819                           | 3,729   | 18,435                               | 3,085 |
| 1952               | 44,966               | 8,539           | 2,380                    | 2,804                           | 206     | 15,318                               | 1,006 |
| 1953               | 29,525               | 3,472           | 1,595                    | 3,493                           | 504     | 28,276                               | 1,149 |
| 1954               | 16,609               | 4,570           | 2,580                    | 2,703                           | 506     | 31,179                               | 983   |
| 1955               | 8,748                | 8,365           | 287                      | 1,491                           | 934     | 29,751                               | 635   |
| 1956               | 7,977                | 9,645           | 671                      | 1,668                           | 2,545   | 32,603                               | 354   |
| 1957               | 5,598                | 11,517          | 313                      | 1,515                           | 1,224   | 29,709                               | 365   |
| 1958               | 4,439                | 8,717           | 207                      | 931                             | 702     | 23,407                               | 91    |
| 1959               | 4,933                | 10,564          | 291                      | 1,227                           | 271     | 31,636                               | 280   |
| 1960               | 4,710                | 10,447          | 1,005                    | 1,086                           | 154     | 32,126                               | 1,074 |
| 1961               | 4,324                | 10,491          | 1,614                    | 972                             | 57      | 32,730                               | 82    |
| 1962               | 4,793                | 10,453          | 846                      | 1,866                           | 511     | 30,053                               | 68    |
| 1963               | 4,157                | 11,745          | 689                      | 2,927                           | 198     | 30,151                               | 133   |
| 1964               | 5,728                | 11,646          | 825                      | 2,577                           | 724     | 25,154                               | 226   |

SEE FOOTNOTES AT END OF TABLE

TABLE 6.--PHOSPHATE AND POTASH MATERIALS: CONSUMPTION, <sup>1/</sup> UNITED STATES AND BY STATES, 1946-64

| YEAR ENDED JUNE 30 | PHOSPHATE MATERIALS |        |                              |                                     |        | POTASH MATERIALS                         |       |
|--------------------|---------------------|--------|------------------------------|-------------------------------------|--------|--|-------|
|                    | SUPERPHOSPHATES     |        | PHOSPHATE ROCK <sup>2/</sup> | AMMONIATED PHOSPHATES <sup>3/</sup> | OTHER  | CHLORIDES 50% - 62% GRADES <sup>4/</sup> | OTHER |
|                    | TONS                | TONS   | TONS                         | TONS                                | TONS   | TONS                                     | TONS  |
| LOUISIANA          |                     |        |                              |                                     |        |  |       |
| 1946               | 23,889              | 632    | 130                          | -                                   | 20,896 | 4,033                                    | 292   |
| 1947               | 29,337              | 2,846  | 560                          | -                                   | 13,546 | 558                                      | 655   |
| 1948               | 24,560              | 1,596  | 3,931                        | -                                   | 14,361 | 1,269                                    | 1,235 |
| 1949               | 23,249              | 990    | 10,221                       | -                                   | 14,939 | 2,909                                    | 1,337 |
| 1950               | 27,159              | 944    | 8,116                        | -                                   | 13,503 | 4,673                                    | 441   |
| 1951               | 29,683              | 1,661  | 8,476                        | 3,282                               | 17,168 | 7,350                                    | 208   |
| 1952               | 22,573              | 1,833  | 4,216                        | 3,333                               | 21,058 | 8,072                                    | 6     |
| 1953               | 19,190              | 2,385  | 4,310                        | 4,477                               | 14,738 | 7,549                                    | 109   |
| 1954               | 16,063              | 1,406  | 3,230                        | 4,349                               | 8,480  | 6,739                                    | 75    |
| 1955               | 19,599              | 1,044  | 1,790                        | 2,978                               | 4,689  | 5,571                                    | 39    |
| 1956               | 16,027              | 2,962  | 6,295                        | 2,491                               | 3,470  | 6,043                                    | 738   |
| 1957               | 11,160              | 1,361  | 3,764                        | 2,187                               | 3,139  | 5,642                                    | 87    |
| 1958               | 6,080               | 2,266  | 4,533                        | 3,129                               | 3,440  | 2,851                                    | 466   |
| 1959               | 7,316               | 1,386  | 2,730                        | 3,118                               | 2,574  | 3,283                                    | 357   |
| 1960               | 6,756               | 2,506  | 5,681                        | 3,750                               | 2,736  | 3,973                                    | 291   |
| 1961               | 6,165               | 1,348  | 3,184                        | 3,291                               | 4,032  | 3,799                                    | 602   |
| 1962               | 6,619               | 1,453  | 2,135                        | 3,737                               | 2,176  | 3,614                                    | 1,165 |
| 1963               | 6,378               | 1,816  | 2,724                        | 3,257                               | 1,298  | 3,422                                    | 1,712 |
| 1964               | 5,637               | 1,530  | 1,514                        | 2,938                               | 1,631  | 3,801                                    | 2,003 |
| OKLAHOMA           |                     |        |                              |                                     |        |  |       |
| 1946               | 8,597               | 181    | 9,984                        | -                                   | 21     | 37                                       | 0     |
| 1947               | 11,098              | 290    | 20,669                       | -                                   | 1,163  | 2  | 5     |
| 1948               | 15,592              | 0      | 29,257                       | -                                   | 774    | 17                                       | 8     |
| 1949               | 29,133              | 90     | 19,153                       | -                                   | 2,438  | 116                                      | 76    |
| 1950               | 41,606              | 4,134  | 30,162                       | -                                   | 642    | 228                                      | 5     |
| 1951               | 35,389              | 4,271  | 30,089                       | 2,705                               | 99     | 1,369                                    | 1     |
| 1952               | 40,651              | 4,106  | 41,885                       | 5,384                               | 226    | 3,414                                    | 73    |
| 1953               | 36,733              | 3,727  | 21,059                       | 8,649                               | 168    | 3,024                                    | 74    |
| 1954               | 32,446              | 6,319  | 14,106                       | 8,190                               | 169    | 1,474                                    | 20    |
| 1955               | 21,651              | 6,692  | 5,416                        | 8,955                               | 225    | 1,089                                    | 0     |
| 1956               | 28,130              | 6,620  | 3,522                        | 9,324                               | 74     | 889                                      | 86    |
| 1957               | 16,320              | 6,610  | 2,174                        | 10,172                              | 44     | 404                                      | 27    |
| 1958               | 17,161              | 7,868  | 2,967                        | 8,592                               | 53     | 458                                      | 49    |
| 1959               | 19,438              | 10,267 | 3,943                        | 16,003                              | 23     | 526                                      | 29    |
| 1960               | 12,722              | 10,804 | 2,509                        | 22,445                              | 558    | 474                                      | 18    |
| 1961               | 11,833              | 10,101 | 4,034                        | 32,095                              | 422    | 645                                      | 82    |
| 1962               | 11,859              | 11,227 | 3,516                        | 37,465                              | 250    | 1,057                                    | 32    |
| 1963               | 12,049              | 10,737 | 3,199                        | 33,394                              | 61     | 1,297                                    | 30    |
| 1964               | 9,213               | 16,009 | 3,068                        | 27,461                              | 151    | 4,165                                    | 37    |

SEE FOOTNOTES AT END OF TABLE



TABLE 6.--PHOSPHATE AND POTASH MATERIALS: CONSUMPTION, 1/ UNITED STATES AND BY STATES, 1946-64

| YEAR ENDED JUNE 30 | PHOSPHATE MATERIALS  |                 |                          |                                 |        | POTASH MATERIALS                     |       |
|--------------------|----------------------|-----------------|--------------------------|---------------------------------|--------|--------------------------------------|-------|
|                    | SUPERPHOSPHATES      |                 | PHOSPHATE ROCK <u>2/</u> | AMMONIATED PHOSPHATES <u>3/</u> | OTHER  | CHLORIDES 50% - 62% GRADES <u>4/</u> | OTHER |
|                    | GRADES 22% AND UNDER | GRADES OVER 22% |                          |                                 |        |                                      |       |
|                    | TONS                 | TONS            | TONS                     | TONS                            | TONS   | TONS                                 | TONS  |
| TEXAS              |                      |                 |                          |                                 |        |                                      |       |
| 1946               | 76,400               | 5,421           | 2,154                    | -                               | 443    | 237                                  | 6     |
| 1947               | 104,741              | 6,322           | 8,363                    | -                               | 5,638  | 102                                  | 38    |
| 1948               | 177,044              | 2,315           | 4,399                    | -                               | 21,782 | 246                                  | 93    |
| 1949               | 171,942              | 4,345           | 9,810                    | -                               | 34,836 | 302                                  | 31    |
| 1950               | 176,272              | 26,007          | 15,517                   | -                               | 41,051 | 785                                  | 16    |
| 1951               | 148,119              | 23,907          | 38,046                   | 58,115                          | 2,030  | 1,632                                | 76    |
| 1952               | 127,445              | 18,086          | 30,011                   | 57,196                          | 270    | 1,536                                | 48    |
| 1953               | 87,151               | 22,944          | 20,080                   | 59,222                          | 394    | 1,236                                | 35    |
| 1954               | 74,868               | 17,827          | 18,246                   | 49,627                          | 1,006  | 1,269                                | 21    |
| 1955               | 60,828               | 28,429          | 8,144                    | 56,563                          | 2,995  | 1,002                                | 60    |
| 1956               | 47,424               | 27,956          | 6,310                    | 61,015                          | 1,093  | 971                                  | 91    |
| 1957               | 44,233               | 28,195          | 5,458                    | 70,048                          | 2,009  | 1,644                                | 251   |
| 1958               | 31,028               | 24,079          | 11,622                   | 76,166                          | 1,980  | 2,193                                | 1,246 |
| 1959               | 29,890               | 20,190          | 12,829                   | 85,775                          | 2,562  | 1,742                                | 1,228 |
| 1960               | 26,069               | 20,816          | 14,238                   | 94,062                          | 4,289  | 1,434                                | 1,028 |
| 1961               | 27,165               | 19,326          | 13,921                   | 108,266                         | 4,954  | 1,529                                | 1,513 |
| 1962               | 36,455               | 34,436          | 15,621                   | 167,427                         | 656    | 1,661                                | 2,094 |
| 1963               | 35,937               | 36,898          | 17,691                   | 182,787                         | 4,568  | 7,730                                | 736   |
| 1964               | 41,849               | 39,586          | 11,205                   | 184,034                         | 3,236  | 3,635                                | 1,669 |
| MONTANA            |                      |                 |                          |                                 |        |                                      |       |
| 1946               | 1,050                | 6,679           | 0                        | -                               | 0      | 3                                    | 0     |
| 1947               | 0                    | 7,581           | 30                       | -                               | 5      | 15                                   | 0     |
| 1948               | 342                  | 6,258           | 140                      | -                               | 360    | 1                                    | 0     |
| 1949               | 121                  | 4,837           | 0                        | -                               | 0      | 1                                    | 0     |
| 1950               | 12                   | 8,124           | 0                        | -                               | 0      | 2                                    | 0     |
| 1951               | 40                   | 10,362          | 40                       | 1,550                           | 1      | 5                                    | 0     |
| 1952               | 50                   | 11,787          | 0                        | 840                             | 1      | 8                                    | 0     |
| 1953               | 130                  | 12,649          | 0                        | 1,193                           | 7      | 15                                   | 0     |
| 1954               | 10                   | 13,354          | 0                        | 2,780                           | 15     | 10                                   | 0     |
| 1955               | 176                  | 12,448          | 0                        | 2,999                           | 11     | 24                                   | 0     |
| 1956               | 90                   | 16,078          | 0                        | 4,085                           | 631    | 62                                   | 0     |
| 1957               | 40                   | 19,425          | 0                        | 6,956                           | 1,123  | 50                                   | 5     |
| 1958               | 0                    | 18,746          | 0                        | 5,676                           | 1,629  | 41                                   | 14    |
| 1959               | 0                    | 18,252          | 0                        | 9,811                           | 1,652  | 31                                   | 0     |
| 1960               | 0                    | 16,831          | 0                        | 11,681                          | 1,979  | 6                                    | 0     |
| 1961               | 0                    | 17,563          | 0                        | 14,763                          | 2,696  | 23                                   | 2     |
| 1962               | 0                    | 17,474          | 0                        | 13,860                          | 1,802  | 10                                   | 2     |
| 1963               | 0                    | 19,830          | 483                      | 15,628                          | 4,965  | 144                                  | 0     |
| 1964               | 0                    | 18,717          | 614                      | 17,650                          | 4,710  | 198                                  | 3     |

SEE FOOTNOTES AT END OF TABLE

TABLE 6.--PHOSPHATE AND POTASH MATERIALS: CONSUMPTION, 1/ UNITED STATES AND BY STATES, 1946-64

| YEAR ENDED JUNE 30 | PHOSPHATE MATERIALS  |                 |                |                       |       | POTASH MATERIALS    |       |
|--------------------|----------------------|-----------------|----------------|-----------------------|-------|---------------------|-------|
|                    | SUPERPHOSPHATES      |                 | PHOSPHATE ROCK | AMMONIATED PHOSPHATES | OTHER | CHLORIDES           | OTHER |
|                    | GRADES 22% AND UNDER | GRADES OVER 22% | 2/             | 3/                    |       | 50% - 62% GRADES 4/ |       |
|                    | TONS                 | TONS            | TONS           | TONS                  | TONS  | TONS                | TONS  |
| IDAHO              |                      |                 |                |                       |       |                     |       |
| 1946               | 22,553               | 7,624           | 0              | -                     | 235   | 1,358               | 0     |
| 1947               | 25,094               | 8,348           | 0              | -                     | 0     | 1,031               | 0     |
| 1948               | 24,551               | 12,896          | 0              | -                     | 2,010 | 305                 | 0     |
| 1949               | 16,912               | 7,158           | 50             | -                     | 427   | 124                 | 0     |
| 1950               | 15,720               | 11,982          | 0              | -                     | 242   | 63                  | 0     |
| 1951               | 14,146               | 11,850          | 454            | 276                   | 0     | 61                  | 0     |
| 1952               | 18,871               | 13,131          | 590            | 5,090                 | 109   | 57                  | 0     |
| 1953               | 12,430               | 9,943           | 100            | 4,172                 | 12    | 62                  | 0     |
| 1954               | 12,664               | 18,475          | 0              | 10,987                | 129   | 85                  | 2     |
| 1955               | 16,267               | 14,659          | 0              | 6,916                 | 135   | 114                 | 0     |
| 1956               | 3,002                | 16,146          | 0              | 7,756                 | 798   | 129                 | 0     |
| 1957               | 2,558                | 17,743          | 0              | 11,768                | 97    | 218                 | 0     |
| 1958               | 661                  | 19,977          | 120            | 13,643                | 467   | 952                 | 40    |
| 1959               | 83                   | 24,842          | 50             | 16,533                | 614   | 726                 | 0     |
| 1960               | 932                  | 24,425          | 50             | 26,115                | 3,064 | 71                  | 0     |
| 1961               | 2,245                | 22,922          | 40             | 27,073                | 5,773 | 726                 | 80    |
| 1962               | 1,769                | 19,442          | 40             | 19,947                | 4,091 | 673                 | 92    |
| 1963               | 1,113                | 19,303          | 0              | 18,289                | 5,488 | 649                 | 13    |
| 1964               | 1,596                | 32,288          | 258            | 25,120                | 4,069 | 1,632               | 103   |
| WYOMING            |                      |                 |                |                       |       |                     |       |
| 1946               | 1,510                | 2,125           | 0              | -                     | 0     | 0                   | 0     |
| 1947               | 1,382                | 2,212           | 0              | -                     | 560   | 0                   | 0     |
| 1948               | 1,731                | 2,149           | 0              | -                     | 400   | 0                   | 0     |
| 1949               | 1,348                | 1,995           | 10             | -                     | 40    | 0                   | 0     |
| 1950               | 758                  | 3,030           | 10             | -                     | 50    | 6                   | 0     |
| 1951               | 1,313                | 3,565           | 54             | 0                     | 0     | 0                   | 0     |
| 1952               | 1,594                | 3,777           | 51             | 0                     | 0     | 0                   | 0     |
| 1953               | 1,396                | 4,252           | 50             | 400                   | 0     | 8                   | 0     |
| 1954               | 315                  | 4,754           | 0              | 680                   | 61    | 0                   | 0     |
| 1955               | 342                  | 5,339           | 0              | 568                   | 471   | 36                  | 0     |
| 1956               | 25                   | 5,285           | 0              | 1,129                 | 352   | 27                  | 0     |
| 1957               | 0                    | 4,478           | 0              | 1,202                 | 285   | 31                  | 0     |
| 1958               | 50                   | 4,047           | 0              | 1,465                 | 394   | 6                   | 0     |
| 1959               | 0                    | 4,814           | 0              | 2,203                 | 396   | 29                  | 5     |
| 1960               | 38                   | 4,922           | 0              | 3,480                 | 538   | 22                  | 18    |
| 1961               | 0                    | 3,896           | 0              | 2,565                 | 64    | 21                  | 0     |
| 1962               | 0                    | 3,969           | 0              | 3,739                 | 106   | 9                   | 63    |
| 1963               | 0                    | 4,794           | 113            | 2,840                 | 198   | 118                 | 13    |
| 1964               | 0                    | 5,236           | 0              | 2,895                 | 163   | 112                 | 0     |

SEE FOOTNOTES AT END OF TABLE

TABLE 6.--PHOSPHATE AND POTASH MATERIALS: CONSUMPTION, <sup>1/</sup> UNITED STATES AND BY STATES, 1946-64

| YEAR ENDED JUNE 30 | PHOSPHATE MATERIALS  |                 |                              |                                     |       | POTASH MATERIALS                         |       |
|--------------------|----------------------|-----------------|------------------------------|-------------------------------------|-------|--|-------|
|                    | SUPERPHOSPHATES      |                 | PHOSPHATE ROCK <sup>2/</sup> | AMMONIATED PHOSPHATES <sup>3/</sup> | OTHER | CHLORIDES 50% - 62% GRADES <sup>4/</sup> | OTHER |
|                    | GRADES 22% AND UNDER | GRADES OVER 22% |                              |                                     |       |  |       |
| COLORADO           |                      |                 |                              |                                     |       |  |       |
| 1946               | 7,233                | 4,829           | 0                            | -                                   | 8     | 199                                      | 0     |
| 1947               | 7,233                | 5,128           | 0                            | -                                   | 3,170 | 103                                      | 0     |
| 1948               | 6,736                | 6,570           | 0                            | -                                   | 1,388 | 472                                      | 301   |
| 1949               | 3,384                | 7,465           | 0                            | -                                   | 520   | 155                                      | 97    |
| 1950               | 1,475                | 11,219          | 40                           | -                                   | 815   | 346                                      | 120   |
| 1951               | 3,416                | 12,780          | 0                            | 977                                 | 571   | 162                                      | 58    |
| 1952               | 5,148                | 9,914           | 0                            | 725                                 | 1,018 | 120                                      | 9     |
| 1953               | 4,184                | 11,719          | 206                          | 674                                 | 1,145 | 174                                      | 3     |
| 1954               | 1,653                | 14,043          | 200                          | 243                                 | 2,898 | 170                                      | 65    |
| 1955               | 720                  | 13,926          | 33                           | 2,987                               | 2,216 | 200                                      | 204   |
| 1956               | 793                  | 13,826          | 0                            | 3,276                               | 2,205 | 430                                      | 294   |
| 1957               | 1,258                | 14,493          | 0                            | 4,657                               | 2,430 | 437                                      | 485   |
| 1958               | 167                  | 14,122          | 40                           | 6,246                               | 4,303 | 388                                      | 126   |
| 1959               | 95                   | 16,221          | 40                           | 7,425                               | 2,344 | 434                                      | 331   |
| 1960               | 2,870                | 14,697          | 40                           | 8,670                               | 1,837 | 391                                      | 440   |
| 1961               | 1,006                | 18,073          | 0                            | 11,032                              | 1,980 | 415                                      | 527   |
| 1962               | 72                   | 17,039          | 0                            | 11,574                              | 1,153 | 594                                      | 217   |
| 1963               | 100                  | 18,318          | 1,869                        | 8,460                               | 1,538 | 1,161                                    | 340   |
| 1964               | 546                  | 18,856          | 0                            | 8,105                               | 1,965 | 2,095                                    | 217   |
| NEW MEXICO         |                      |                 |                              |                                     |       |  |       |
| 1946               | 3,102                | 4,746           | 0                            | -                                   | 0     | 0  | 0     |
| 1947               | 5,266                | 1,022           | 0                            | -                                   | 3,260 | 0  | 0     |
| 1948               | 6,365                | 278             | 0                            | -                                   | 2,689 | 6  | 0     |
| 1949               | 2,269                | 4,294           | 0                            | -                                   | 3,958 | 80                                       | 0     |
| 1950               | 995                  | 5,806           | 0                            | -                                   | 6,401 | 40                                       | 0     |
| 1951               | 2,266                | 6,490           | 50                           | 6,214                               | 2     | 110                                      | 0     |
| 1952               | 2,297                | 6,325           | 48                           | 5,241                               | 0     | 3  | 0     |
| 1953               | 1,762                | 8,996           | 0                            | 5,529                               | 0     | 2  | 0     |
| 1954               | 4,891                | 4,938           | 0                            | 4,004                               | 6     | 0  | 0     |
| 1955               | 5,565                | 10,743          | 0                            | 4,054                               | 123   | 47                                       | 30    |
| 1956               | 5,611                | 8,048           | 0                            | 4,049                               | 0     | 64                                       | 0     |
| 1957               | 7,422                | 9,883           | 0                            | 4,824                               | 0     | 129                                      | 89    |
| 1958               | 5,724                | 8,549           | 0                            | 6,001                               | 0     | 77                                       | 72    |
| 1959               | 7,628                | 9,482           | 0                            | 6,872                               | 21    | 49                                       | 8     |
| 1960               | 7,393                | 8,537           | 0                            | 7,276                               | 304   | 65                                       | 132   |
| 1961               | 7,245                | 7,906           | 0                            | 8,315                               | 201   | 84                                       | 44    |
| 1962               | 7,259                | 10,966          | 0                            | 8,455                               | 398   | 389                                      | 92    |
| 1963               | 6,675                | 9,489           | 266                          | 6,617                               | 411   | 257                                      | 420   |
| 1964               | 5,377                | 11,528          | 0                            | 8,753                               | 511   | 168                                      | 220   |

SEE FOOTNOTES AT END OF TABLE

TABLE 6.--PHOSPHATE AND POTASH MATERIALS: CONSUMPTION, 1/ UNITED STATES AND BY STATES, 1946-64

| YEAR<br>ENDED<br>JUNE<br>30 | PHOSPHATE MATERIALS     |                    |                                |                                       |       | POTASH MATERIALS                              |       |
|-----------------------------|-------------------------|--------------------|--------------------------------|---------------------------------------|-------|---|-------|
|                             | SUPERPHOSPHATES         |                    | PHOSPHATE<br>ROCK<br><u>2/</u> | AMMONIATED<br>PHOSPHATES<br><u>3/</u> | OTHER | CHLORIDES<br>50% - 62%<br>GRADES<br><u>4/</u> | OTHER |
|                             | GRADES 22%<br>AND UNDER | GRADES<br>OVER 22% |                                |                                       |       |   |       |
|                             | TONS                    | TONS               | TONS                           | TONS                                  | TONS  | TONS  | TONS  |
| ARIZONA                     |                         |                    |                                |                                       |       |   |       |
| 1946                        | 3,491                   | 1,618              | 0                              | -                                     | 567   | 13  | 0     |
| 1947                        | 3,990                   | 4,107              | 0                              | -                                     | 1,883 | 15  | 7     |
| 1948                        | 15,460                  | 867                | 40                             | -                                     | 8,286 | 83  | 51    |
| 1949                        | 6,080                   | 5,104              | 0                              | -                                     | 8,947 | 521   | 300   |
| 1950                        | 2,515                   | 5,613              | 40                             | -                                     | 4,930 | 0   | 342   |
| 1951                        | 5,516                   | 3,855              | 0                              | 13,278                                | 2,064 | 20  | 423   |
| 1952                        | 6,143                   | 3,482              | 0                              | 14,052                                | 3,526 | 13  | 540   |
| 1953                        | 4,199                   | 4,305              | 0                              | 15,388                                | 3,300 | 6   | 272   |
| 1954                        | 4,868                   | 4,110              | 40                             | 20,414                                | 3,521 | 36  | 658   |
| 1955                        | 5,328                   | 4,615              | 0                              | 25,175                                | 2,813 | 508   | 282   |
| 1956                        | 5,174                   | 3,395              | 0                              | 25,817                                | 3,463 | 182   | 1,054 |
| 1957                        | 5,414                   | 3,754              | 0                              | 27,972                                | 3,067 | 52  | 962   |
| 1958                        | 6,648                   | 3,063              | 40                             | 36,178                                | 3,492 | 100   | 907   |
| 1959                        | 5,852                   | 3,144              | 125                            | 38,909                                | 3,111 | 202   | 939   |
| 1960                        | 6,420                   | 3,368              | 0                              | 35,657                                | 4,515 | 94  | 988   |
| 1961                        | 9,629                   | 3,297              | 0                              | 32,325                                | 3,691 | 920   | 605   |
| 1962                        | 5,318                   | 2,035              | 0                              | 29,833                                | 4,886 | 220   | 699   |
| 1963                        | 3,359                   | 2,675              | 40                             | 33,069                                | 5,758 | 121   | 922   |
| 1964                        | 3,337                   | 2,059              | 0                              | 36,929                                | 5,724 | 140   | 805   |
| UTAH                        |                         |                    |                                |                                       |       |   |       |
| 1946                        | 5,209                   | 3,067              | 0                              | -                                     | 335   | 18  | 0     |
| 1947                        | 6,782                   | 2,395              | 0                              | -                                     | 956   | 15  | 11    |
| 1948                        | 5,778                   | 2,893              | 150                            | -                                     | 1,360 | 26  | 0     |
| 1949                        | 3,312                   | 2,070              | 276                            | -                                     | 0     | 24  | 0     |
| 1950                        | 4,351                   | 3,348              | 250                            | -                                     | 700   | 30  | 0     |
| 1951                        | 5,424                   | 4,046              | 163                            | 1,244                                 | 10    | 193   | 5     |
| 1952                        | 5,480                   | 4,316              | 65                             | 1,421                                 | 0     | 252   | 5     |
| 1953                        | 3,935                   | 3,534              | 0                              | 1,942                                 | 27    | 72  | 10    |
| 1954                        | 4,031                   | 4,854              | 0                              | 1,445                                 | 39    | 38  | 0     |
| 1955                        | 3,034                   | 6,269              | 0                              | 1,174                                 | 352   | 73  | 0     |
| 1956                        | 1,944                   | 5,569              | 0                              | 2,524                                 | 1,044 | 30  | 0     |
| 1957                        | 3,087                   | 6,603              | 0                              | 2,883                                 | 950   | 52  | 0     |
| 1958                        | 2,395                   | 8,397              | 0                              | 3,696                                 | 693   | 54  | 0     |
| 1959                        | 2,151                   | 7,317              | 0                              | 2,867                                 | 460   | 62  | 0     |
| 1960                        | 3,231                   | 7,294              | 0                              | 3,346                                 | 342   | 66  | 0     |
| 1961                        | 3,204                   | 7,433              | 0                              | 3,325                                 | 244   | 35  | 0     |
| 1962                        | 2,682                   | 10,103             | 0                              | 3,494                                 | 185   | 28  | 0     |
| 1963                        | 2,073                   | 4,506              | 0                              | 3,178                                 | 167   | 88  | 0     |
| 1964                        | 2,276                   | 8,710              | 0                              | 3,162                                 | 75    | 139   | 0     |

SEE FOOTNOTES AT END OF TABLE

TABLE 6.--PHOSPHATE AND POTASH MATERIALS: CONSUMPTION, 1/ UNITED STATES AND BY STATES, 1946-64

| YEAR<br>ENDED<br>JUNE<br>30 | PHOSPHATE MATERIALS     |                    |                                |                                       |        | POTASH MATERIALS                              |       |
|-----------------------------|-------------------------|--------------------|--------------------------------|---------------------------------------|--------|---|-------|
|                             | SUPERPHOSPHATES         |                    | PHOSPHATE<br>ROCK<br><u>2/</u> | AMMONIATED<br>PHOSPHATES<br><u>3/</u> | OTHER  | CHLORIDES<br>50% - 62%<br>GRADES<br><u>4/</u> | OTHER |
|                             | GRADES 22%<br>AND UNDER | GRADES<br>OVER 22% |                                |                                       |        |   |       |
|                             | TONS                    | TONS               | TONS                           | TONS                                  | TONS   | TONS  | TONS  |
| NEVADA                      |                         |                    |                                |                                       |        |   |       |
| 1946                        | 9                       | 208                | 0                              | -                                     | 5      | 0   | 1     |
| 1947                        | 71                      | 255                | 0                              | -                                     | 21     | 0   | 2     |
| 1948                        | 192                     | 303                | 0                              | -                                     | 5      | 0   | 0     |
| 1949                        | 210                     | 281                | 0                              | -                                     | 4      | 0   | 0     |
| 1950                        | 44                      | 410                | 0                              | -                                     | 0      | 0   | 0     |
| 1951                        | 49                      | 817                | 280                            | 254                                   | 1      | 0   | 0     |
| 1952                        | 711                     | 568                | 180                            | 671                                   | 0      | 0   | 0     |
| 1953                        | 283                     | 616                | 40                             | 1,140                                 | 0      | 1   | 0     |
| 1954                        | 154                     | 544                | 0                              | 854                                   | 0      | 3   | 0     |
| 1955                        | 52                      | 407                | 0                              | 245                                   | 0      | 2   | 1     |
| 1956                        | 40                      | 297                | 0                              | 733                                   | 40     | 0   | 0     |
| 1957                        | 3                       | 339                | 0                              | 810                                   | 0      | 0   | 2     |
| 1958                        | 0                       | 838                | 0                              | 1,147                                 | 77     | 14  | 7     |
| 1959                        | 1                       | 479                | 0                              | 1,018                                 | 76     | 3   | 7     |
| 1960                        | 0                       | 416                | 0                              | 696                                   | 127    | 0   | 4     |
| 1961                        | 0                       | 572                | 0                              | 1,263                                 | 0      | 0   | 0     |
| 1962                        | 22                      | 570                | 40                             | 1,856                                 | 63     | 0   | 0     |
| 1963                        | 31                      | 841                | 0                              | 1,893                                 | 52     | 0   | 0     |
| 1964                        | 52                      | 834                | 0                              | 1,980                                 | 81     | 0   | 0     |
| WASHINGTON                  |                         |                    |                                |                                       |        |   |       |
| 1946                        | 18,971                  | 2,246              | 0                              | -                                     | 5,096  | 746   | 239   |
| 1947                        | 26,272                  | 2,386              | 40                             | -                                     | 6,497  | 976   | 112   |
| 1948                        | 16,220                  | 1,319              | 0                              | -                                     | 7,430  | 1,904   | 358   |
| 1949                        | 11,430                  | 2,776              | 2,394                          | -                                     | 10,251 | 1,481   | 132   |
| 1950                        | 10,862                  | 3,006              | 3,235                          | -                                     | 10,433 | 2,464   | 71    |
| 1951                        | 11,696                  | 4,345              | 492                            | 4,529                                 | 622    | 1,512   | 13    |
| 1952                        | 10,728                  | 4,614              | 1,848                          | 4,987                                 | 1,170  | 1,643   | 22    |
| 1953                        | 12,240                  | 5,047              | 690                            | 6,829                                 | 1,297  | 2,744   | 106   |
| 1954                        | 8,595                   | 7,678              | 850                            | 15,090                                | 1,287  | 2,431   | 134   |
| 1955                        | 8,817                   | 8,537              | 583                            | 13,688                                | 1,269  | 2,354   | 1,597 |
| 1956                        | 5,868                   | 7,565              | 416                            | 13,046                                | 1,086  | 2,485   | 289   |
| 1957                        | 4,551                   | 6,029              | 444                            | 12,200                                | 1,101  | 2,042   | 1,219 |
| 1958                        | 5,772                   | 7,221              | 920                            | 24,908                                | 1,706  | 2,929   | 1,124 |
| 1959                        | 4,417                   | 7,720              | 492                            | 22,931                                | 1,355  | 4,062   | 2,076 |
| 1960                        | 4,659                   | 4,997              | 214                            | 24,848                                | 2,997  | 4,630   | 1,184 |
| 1961                        | 4,390                   | 5,614              | 178                            | 27,000                                | 1,245  | 4,936   | 793   |
| 1962                        | 4,615                   | 8,370              | 161                            | 36,872                                | 1,397  | 6,864   | 1,420 |
| 1963                        | 4,881                   | 9,294              | 245                            | 34,285                                | 2,558  | 6,185   | 2,595 |
| 1964                        | 5,271                   | 11,063             | 124                            | 43,379                                | 1,997  | 7,324   | 975   |

SEE FOOTNOTES AT END OF TABLE

TABLE 6.--PHOSPHATE AND POTASH MATERIALS: CONSUMPTION, 1/ UNITED STATES AND BY STATES, 1946-64

| YEAR ENDED JUNE 30 | PHOSPHATE MATERIALS  |                 |                          |                                 |        | POTASH MATERIALS                     |       |
|--------------------|----------------------|-----------------|--------------------------|---------------------------------|--------|--------------------------------------|-------|
|                    | SUPERPHOSPHATES      |                 | PHOSPHATE ROCK <u>2/</u> | AMMONIATED PHOSPHATES <u>3/</u> | OTHER  | CHLORIDES 50% - 62% GRADES <u>4/</u> | OTHER |
|                    | GRADES 22% AND UNDER | GRADES OVER 22% |                          |                                 |        |                                      |       |
| OREGON             |                      |                 |                          |                                 |        |                                      |       |
| 1946               | 18,709               | 2,165           | 0                        | -                               | 5,119  | 633                                  | 28    |
| 1947               | 17,530               | 1,199           | 0                        | -                               | 4,791  | 862                                  | 307   |
| 1948               | 26,166               | 2,930           | 50                       | -                               | 8,842  | 1,048                                | 103   |
| 1949               | 14,099               | 4,616           | 60                       | -                               | 10,869 | 1,187                                | 199   |
| 1950               | 15,098               | 4,934           | 402                      | -                               | 13,520 | 1,665                                | 208   |
| 1951               | 23,231               | 4,108           | 360                      | 13,946                          | 773    | 1,515                                | 93    |
| 1952               | 18,450               | 2,659           | 1,100                    | 14,418                          | 450    | 1,291                                | 124   |
| 1953               | 19,797               | 2,336           | 580                      | 14,793                          | 594    | 1,357                                | 90    |
| 1954               | 11,774               | 2,856           | 280                      | 21,778                          | 347    | 1,436                                | 74    |
| 1955               | 11,568               | 2,720           | 64                       | 25,819                          | 567    | 1,419                                | 3,653 |
| 1956               | 10,573               | 843             | 37                       | 25,862                          | 449    | 2,730                                | 193   |
| 1957               | 10,623               | 1,030           | 45                       | 31,982                          | 402    | 1,714                                | 159   |
| 1958               | 7,615                | 1,450           | 331                      | 24,762                          | 474    | 1,689                                | 154   |
| 1959               | 9,270                | 2,117           | 388                      | 25,884                          | 456    | 1,570                                | 494   |
| 1960               | 9,666                | 1,672           | 54                       | 39,084                          | 313    | 1,995                                | 808   |
| 1961               | 9,680                | 2,327           | 1,029                    | 34,734                          | 372    | 2,094                                | 849   |
| 1962               | 11,788               | 1,547           | 134                      | 34,096                          | 309    | 2,898                                | 1,333 |
| 1963               | 11,008               | 1,706           | 17                       | 37,207                          | 160    | 2,841                                | 1,299 |
| 1964               | 14,177               | 1,992           | 14                       | 47,446                          | 194    | 3,406                                | 520   |
| CALIFORNIA         |                      |                 |                          |                                 |        |                                      |       |
| 1946               | 37,684               | 7,326           | 0                        | -                               | 28,134 | 260                                  | 2,536 |
| 1947               | 46,041               | 10,409          | 29                       | -                               | 95,625 | 678                                  | 6,250 |
| 1948               | 80,220               | 9,575           | 42                       | -                               | 45,223 | 2,144                                | 5,169 |
| 1949               | 70,065               | 13,229          | 382                      | -                               | 49,112 | 2,549                                | 6,140 |
| 1950               | 60,642               | 14,132          | 529                      | -                               | 58,083 | 2,675                                | 2,882 |
| 1951               | 67,984               | 16,581          | 409                      | 56,145                          | 10,937 | 1,568                                | 3,552 |
| 1952               | 70,139               | 15,575          | 1,073                    | 59,965                          | 18,971 | 1,332                                | 3,732 |
| 1953               | 71,293               | 14,295          | 2,259                    | 63,017                          | 17,705 | 1,032                                | 4,166 |
| 1954               | 51,948               | 11,615          | 1,604                    | 69,639                          | 16,754 | 1,300                                | 4,259 |
| 1955               | 61,474               | 14,541          | 2,481                    | 68,092                          | 19,931 | 1,268                                | 4,520 |
| 1956               | 64,215               | 17,569          | 1,750                    | 86,931                          | 14,555 | 1,896                                | 5,295 |
| 1957               | 61,332               | 16,600          | 1,074                    | 83,857                          | 15,835 | 2,149                                | 5,068 |
| 1958               | 58,537               | 18,857          | 283                      | 86,600                          | 13,504 | 1,411                                | 5,977 |
| 1959               | 75,350               | 17,933          | 1,039                    | 86,973                          | 13,791 | 1,398                                | 5,635 |
| 1960               | 98,213               | 15,283          | 241                      | 92,965                          | 16,326 | 1,920                                | 5,372 |
| 1961               | 92,675               | 14,915          | 257                      | 101,199                         | 16,400 | 3,013                                | 7,622 |
| 1962               | 85,176               | 13,469          | 103                      | 105,857                         | 12,458 | 1,976                                | 7,717 |
| 1963               | 84,556               | 9,429           | 188                      | 115,766                         | 11,715 | 2,264                                | 9,322 |
| 1964               | 86,688               | 11,437          | 111                      | 132,338                         | 14,054 | 3,263                                | 8,486 |

SEE FOOTNOTES AT END OF TABLE

TABLE 6.--PHOSPHATE AND POTASH MATERIALS: CONSUMPTION, 1/ UNITED STATES AND BY STATES, 1946-64

| YEAR ENDED JUNE 30 | PHOSPHATE MATERIALS     |                    |                      |                             |       | POTASH MATERIALS                       |       |
|--------------------|-------------------------|--------------------|----------------------|-----------------------------|-------|--|-------|
|                    | SUPERPHOSPHATES         |                    | PHOSPHATE ROCK<br>2/ | AMMONIATED PHOSPHATES<br>3/ | OTHER | CHLORIDES<br>50% - 62%<br>GRADES<br>4/ | OTHER |
|                    | GRADES 22%<br>AND UNDER | GRADES<br>OVER 22% |                      |                             |       |  |       |
|                    | TONS                    | TONS               | TONS                 | TONS                        | TONS  | TONS                                   | TONS  |
|                    | ALASKA                  |                    |                      |                             |       |  |       |
| 1946               | -                       | -                  | -                    | -                           | -     | -                                      | -     |
| 1947               | -                       | -                  | -                    | -                           | -     | -                                      | -     |
| 1948               | -                       | -                  | -                    | -                           | -     | -                                      | -     |
| 1949               | -                       | -                  | -                    | -                           | -     | -                                      | -     |
| 1950               | -                       | -                  | -                    | -                           | -     | -                                      | -     |
| 1951               | 0                       | 180                | 0                    | 40                          | 0     | 55                                     | 0     |
| 1952               | 0                       | 196                | 0                    | 44                          | 0     | 60                                     | 0     |
| 1953               | 0                       | 227                | 0                    | 51                          | 0     | 70                                     | 0     |
| 1954               | -                       | -                  | -                    | -                           | -     | -                                      | -     |
| 1955               | -                       | -                  | -                    | -                           | -     | -                                      | -     |
| 1956               | -                       | -                  | -                    | -                           | -     | -                                      | -     |
| 1957               | -                       | -                  | -                    | -                           | -     | -                                      | -     |
| 1958               | -                       | -                  | -                    | -                           | -     | -                                      | -     |
| 1959               | -                       | -                  | -                    | -                           | -     | -                                      | -     |
| 1960               | 5/                      | 5/                 | 0                    | 5/                          | 0     | 5/                                     | 5/    |
| 1961               | 0                       | 58                 | 0                    | 282                         | 0     | 33                                     | 60    |
| 1962               | 5                       | 83                 | 0                    | 482                         | 0     | 10                                     | 43    |
| 1963               | 0                       | 21                 | 0                    | 561                         | 3     | 33                                     | 32    |
| 1964               | 1                       | 133                | 0                    | 11                          | 1     | 12                                     | 42    |
|                    | HAWAII                  |                    |                      |                             |       |  |       |
| 1946               | -                       | -                  | -                    | -                           | -     | -                                      | -     |
| 1947               | -                       | -                  | -                    | -                           | -     | -                                      | -     |
| 1948               | -                       | -                  | -                    | -                           | -     | -                                      | -     |
| 1949               | -                       | -                  | -                    | -                           | -     | -                                      | -     |
| 1950               | -                       | -                  | -                    | -                           | -     | -                                      | -     |
| 1951               | 655                     | 1                  | 1,633                | 8,446                       | 0     | 6,578                                  | 3,377 |
| 1952               | 1,454                   | 788                | 1,674                | 4,339                       | 0     | 7,739                                  | 1,703 |
| 1953               | 4,035                   | 0                  | 1,167                | 5,486                       | 5     | 9,870                                  | 1,282 |
| 1954               | 5,226                   | 40                 | 994                  | 5,152                       | 322   | 12,178                                 | 1,620 |
| 1955               | 6,154                   | 379                | 1,465                | 2,972                       | 650   | 13,826                                 | 1,713 |
| 1956               | 3,899                   | 1,599              | 2,888                | 2,762                       | 0     | 14,604                                 | 1,675 |
| 1957               | 5,229                   | 4,420              | 4,357                | 2,551                       | 0     | 15,051                                 | 2,261 |
| 1958               | 4,192                   | 1,610              | 2,804                | 2,447                       | 0     | 7,798                                  | 1,865 |
| 1959               | 5,373                   | 3,866              | 4,147                | 2,962                       | 340   | 11,176                                 | 1,623 |
| 1960               | 4,207                   | 2,804              | 3,208                | 2,786                       | 207   | 8,419                                  | 1,088 |
| 1961               | 4,761                   | 1,614              | 5,027                | 3,839                       | 0     | 9,810                                  | 3,945 |
| 1962               | 2,925                   | 1,905              | 4,444                | 1,658                       | 16    | 7,062                                  | 1,183 |
| 1963               | 2,143                   | 1,800              | 6,647                | 2,455                       | 3     | 2,609                                  | 1,145 |
| 1964               | 1,773                   | 1,684              | 3,021                | 3,105                       | 0     | 3,878                                  | 1,745 |

SEE FOOTNOTES AT END OF TABLE

TABLE 6.--PHOSPHATE AND POTASH MATERIALS: CONSUMPTION, 1/ UNITED STATES AND BY STATES, 1946-64

| YEAR ENDED JUNE 30 | PHOSPHATE MATERIALS  |                 |                          |                                 |       | POTASH MATERIALS                     |       |
|--------------------|----------------------|-----------------|--------------------------|---------------------------------|-------|--------------------------------------|-------|
|                    | SUPERPHOSPHATES      |                 | PHOSPHATE ROCK <u>2/</u> | AMMONIATED PHOSPHATES <u>3/</u> | OTHER | CHLORIDES 50% - 62% GRADES <u>4/</u> | OTHER |
|                    | GRADES 22% AND UNDER | GRADES OVER 22% |                          |                                 |       |                                      |       |
| PUERTO RICO        |                      |                 |                          |                                 |       |                                      |       |
| 1946               | -                    | -               | -                        | -                               | -     | -                                    | -     |
| 1947               | -                    | -               | -                        | -                               | -     | -                                    | -     |
| 1948               | -                    | -               | -                        | -                               | -     | -                                    | -     |
| 1949               | -                    | -               | -                        | -                               | -     | -                                    | -     |
| 1950               | -                    | -               | -                        | -                               | -     | -                                    | -     |
| 1951               | 154                  | 17              | 0                        | 22                              | 1,945 | 657                                  | 82    |
| 1952               | 123                  | 14              | 0                        | 89                              | 0     | 50                                   | 54    |
| 1953               | 73                   | 21              | 0                        | 49                              | 1,155 | 65                                   | 7     |
| 1954               | 350                  | 41              | 0                        | 0                               | 741   | 160                                  | 35    |
| 1955               | 352                  | 14              | 0                        | 0                               | 318   | 74                                   | 47    |
| 1956               | 1,434                | 65              | 0                        | 0                               | 1,219 | 106                                  | 203   |
| 1957               | 1,645                | 250             | 0                        | 0                               | 531   | 117                                  | 127   |
| 1958               | 1,555                | 117             | 0                        | 11                              | 0     | 89                                   | 246   |
| 1959               | 55                   | 90              | 0                        | 252                             | 0     | 22                                   | 203   |
| 1960               | 474                  | 11              | 0                        | 8                               | 0     | 203                                  | 76    |
| 1961               | 747                  | 392             | 0                        | 2                               | 1     | 470                                  | 75    |
| 1962               | 1,545                | 1,247           | 0                        | 69                              | 4     | 516                                  | 235   |
| 1963               | 689                  | 491             | 0                        | 262                             | 0     | 1,301                                | 128   |
| 1964               | 178                  | 129             | 0                        | 134                             | 0     | 478                                  | 161   |

1/ EXCLUDES LIMING MATERIALS AND QUANTITIES OF MATERIALS USED IN THE MANUFACTURE OF COMMERCIAL MIXTURES.

2/ INCLUDES COLLOIDAL PHOSPHATE.

3/ TOTAL OF 11-48-0, 13-39-0, 16-20-0, 21-53-0, AND 27-14-0 GRADES.

4/ CHLORIDES 50% - 60% GRADES FOR YEARS 1946-57.

5/ DATA FOR INDIVIDUAL MATERIALS NOT AVAILABLE. CONSUMPTION OF ALL PRIMARY NUTRIENT MATERIALS TOTALED 2,458 TONS. THIS IS NOT INCLUDED IN UNITED STATES TOTALS.



UNITED STATES DEPARTMENT OF AGRICULTURE  
STATISTICAL REPORTING SERVICE  
WASHINGTON, D. C. 20250

POSTAGE AND FEES PAID  
U.S. DEPARTMENT OF AGRICULTURE

OFFICIAL BUSINESS

**END**