



**AgEcon** SEARCH  
RESEARCH IN AGRICULTURAL & APPLIED ECONOMICS

*The World's Largest Open Access Agricultural & Applied Economics Digital Library*

**This document is discoverable and free to researchers across the globe due to the work of AgEcon Search.**

**Help ensure our sustainability.**

Give to AgEcon Search

AgEcon Search

<http://ageconsearch.umn.edu>

[aesearch@umn.edu](mailto:aesearch@umn.edu)

*Papers downloaded from **AgEcon Search** may be used for non-commercial purposes and personal study only. No other use, including posting to another Internet site, is permitted without permission from the copyright owner (not AgEcon Search), or as allowed under the provisions of Fair Use, U.S. Copyright Act, Title 17 U.S.C.*

SB 318 (1952)

USDA STATISTICAL BULLETINS

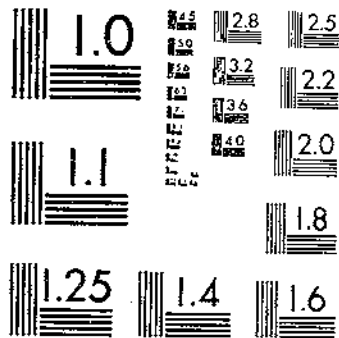
UPDATE

FRESH MARKET VEGETABLE PRICES, 1954-61 MONTHLY AVERAGE PRICES RECEIVED

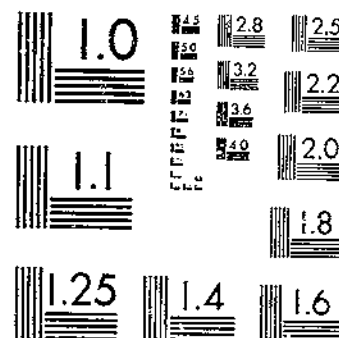
MAX R. ET AL

1 OF 2

# START



MICROCOPY RESOLUTION TEST CHART  
NATIONAL BUREAU OF STANDARDS-1963-A



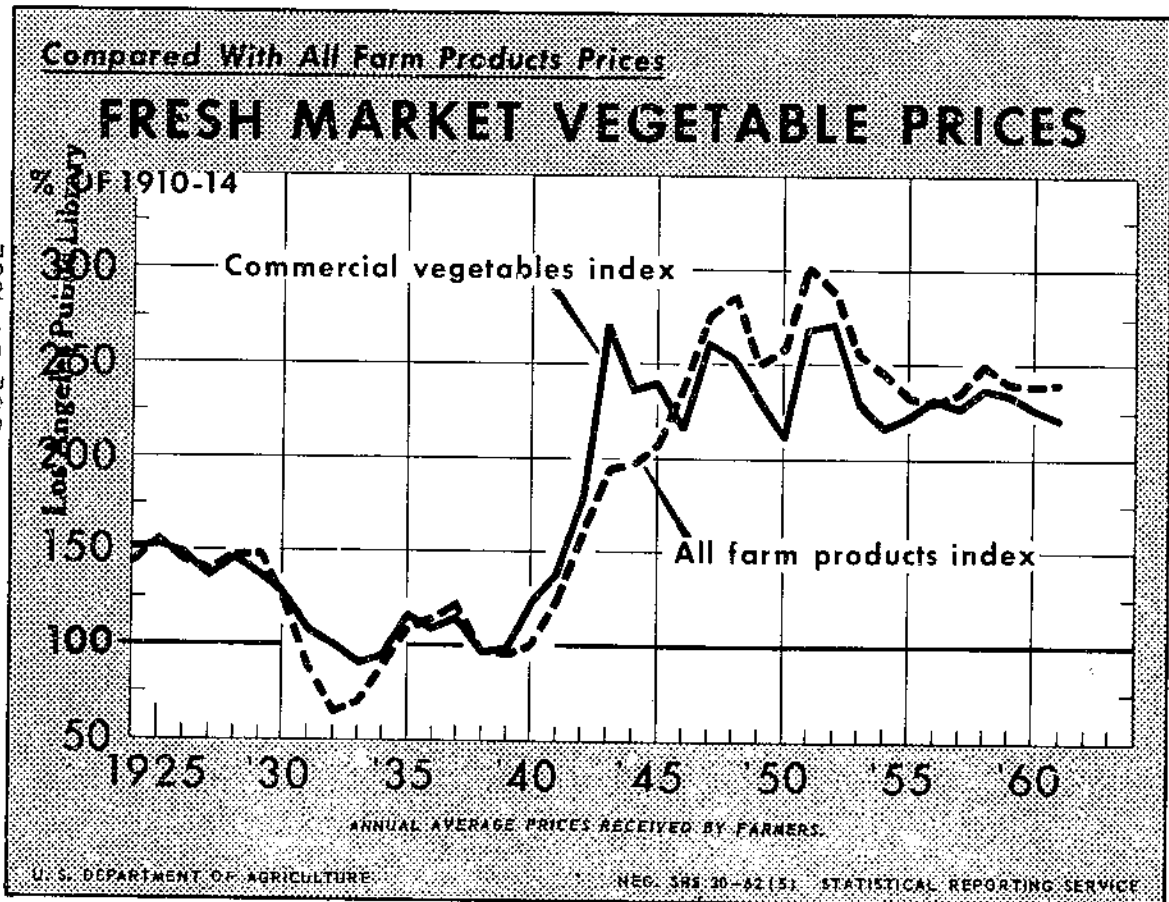
MICROCOPY RESOLUTION TEST CHART  
NATIONAL BUREAU OF STANDARDS 1963 A

# FRESH MARKET VEGETABLE PRICES

REFERENCE  
DO NOT LOAN

R 318-328

Monthly Average Prices Received by Farmers  
by  
Commodities, Seasonal Groups, and States,  
1954-61



UNITED STATES DEPARTMENT OF AGRICULTURE  
STATISTICAL REPORTING SERVICE  
CROP REPORTING BOARD  
WASHINGTON D. C.

DEPOSIT  
JUL 17 1962

## CONTENTS

	<u>Page</u>
Introduction .....	3
United States .....	5
Artichokes .....	108
Asparagus .....	10
Lima Beans .....	12
Snap Beans .....	14
Beets .....	22
Broccoli .....	24
Brussels Sprouts .....	27
Cabbage .....	28
Cantaloup .....	38
Carrots .....	44
Cauliflower .....	49
Celery .....	52
Sweet Corn .....	56
Cucumbers .....	62
Eggplant .....	68
Escarole .....	69
Garlic .....	108
Honey Dew Melons .....	70
Kale .....	108
Lettuce .....	71
Onions .....	77
Green Peas .....	83
Green Peppers .....	85
Shallots .....	108
Spinach .....	89
Tomatoes .....	95
Watermelons .....	103
Strawberries .....	109

Issued June 1962

## FRESH MARKET VEGETABLE PRICES

The Crop Reporting Board presents in this publication official estimates of prices of principal fresh market vegetables by commodities, seasonal groups, States, and months from January 1954 through December 1961. Prices prior to 1954, by States and months, are not available.

Price estimates are based on information supplied by growers, shippers, wholesale markets, auction markets, and quotations from the Market News Service. They represent the average price received for sales made during the entire month. State to State variation in level reflects not only differences in the level of particular grades and qualities, but also variation in methods of sale. Usually price estimates represent the predominant method of sale used in a State and are at the first point of sale or delivery for shipment to a distant market. In major vegetable areas where most crops are shipped to distant markets, prices represent the packed, F.O.B. level. In the less important areas, where many methods of sale are prevalent, prices shown may represent F.O.B. sales, sales to local buyers, direct sales to consumers or a combination of several types and methods of marketing.

The term "fresh market" refers to that crop or portion of a crop which has been sold for fresh consumption. It does not include the portion sold for canning, freezing, or other processing.

The seasonal nature of the production and the perishability of vegetables and melons created a need for information on supplies available during specific periods of the year to facilitate orderly marketing. Vegetable, strawberry, and melon estimates, by States, for the 28 principal crops are classified according to the season or period within the season when the bulk of each crop is usually harvested. Forecasts and estimates of acreage and production provide a measure of supplies available in specific seasonal periods. The seasonal groupings used are as follows:

### SEASONAL GROUPS AND SUBGROUPS USED FOR VEGETABLE AND MELON CROPS (Dates refer to period of most active harvest)

#### Classifications most commonly used

Winter: January, February, March	Early Summer: July 1-August 15
Spring: April, May, June	Late Summer: August 16-September 30
Early Spring: April 1-May 15	Fall: October, November, December
Late Spring: May 16-June 30	Early Fall: October 1-November 15
Summer: July, August, September	Late Fall: November 16-December 31

Prepared by Richard Max, C. John Fliginger, James R. Garrett, and Oakley M. Frost under the general supervision of Russell P. Handy, Fruit and Vegetable Statistics Branch, Agricultural Estimates Division

Classifications used for certain short-season crops

Early Spring: April  
Mid-Spring: May  
Late Spring: June

Early Summer: July  
Mid-Summer: August  
Late Summer: September

The seasonal patterns of harvest do not correspond in all States exactly to the periods designated. There is overlapping in the marketing seasons for individual crops and weather frequently disturbs normal harvesting schedules. Consequently, the classifications employed are approximate rather than precise. In some cases only one seasonal group may be shown for a State, but marketing is active in earlier or later months. Because of the small volume from this earlier or later acreage, the crop has been placed in the seasonal group where the largest portion is harvested.

The U. S. monthly average prices were computed by weighting State prices by volume of sales during the month. Monthly prices are not estimated for a State when sales during the month total less than 1/2 of 1 percent of the season's sales. Season average prices pertain to a crop year and should not be confused with a calendar year average. The published series starts with January 1954. Therefore, prices for sales of the 1954 winter crop that occurred in late 1953 are not shown. However, monthly prices for late marketings from the 1953 crop which extended into 1954 are shown.

For crops which in past years were not estimated on a current basis but picked up in later years, monthly prices are not available and only the season average is shown. These have not been included in the U. S. monthly average but are included in the U. S. season average.

Monthly prices previously estimated for 1954 and 1955 were on a container or crate basis. In this publication, the Crop Reporting Board converted all vegetable and melon prices to hundredweight and strawberry prices to a pound basis.

Revised 1961 and preliminary 1962 monthly prices will be published in early 1963.

Table 1.--United States: Prices received per hundredweight by farmers for fresh market

Crop and year	Jan.	Feb.	Mar.	Apr.	May	June	July	Aug.	Sept.	Oct.	Nov.	Dec.	Season average
	Dol.	Dol.	Dol.	Dol.	Dol.	Dol.	Dol.	Dol.	Dol.	Dol.	Dol.	Dol.	Dol.
<b>ARTICHOKEs</b>													
1954	17.50	12.00	7.00	5.10	6.50	7.90	8.25	9.90	8.90	9.50	9.10	12.00	7.60
1955	13.50	8.40	8.50	5.40	6.25	6.40	9.75	12.20	10.50	9.50	8.10	7.90	8.50
1956	12.00	15.50	14.80	12.50	10.90	10.20	8.60	7.90	5.60	9.90	13.00	18.50	10.20
1957	19.50	13.00	9.60	7.70	7.00	11.40	9.50	7.90	10.30	11.10	11.80	17.00	10.60
1958	18.80	12.30	11.60	8.70	14.40	17.40	12.00	14.70	8.80	14.60	20.50	22.10	12.10
1959	20.50	15.40	7.80	6.10	9.80	11.80	9.50	8.70	9.30	12.80	16.40	15.60	10.60
1960	14.60	14.90	13.40	6.40	6.10	12.00	11.90	9.90	11.80	11.10	11.70	14.20	10.40
1961 1/2	14.70	10.70	8.00	5.90	7.20	8.30	6.80	8.20	8.80	9.40	13.60	16.90	10.20
<b>ASPARAGUS</b>													
1954	---	44.70	21.70	11.70	14.10	12.00	10.20	---	---	---	---	---	13.50
1955	---	---	25.30	14.80	13.60	12.90	13.00	---	---	---	---	---	14.90
1956	---	41.70	19.00	12.80	14.60	12.10	15.70	---	---	---	---	---	14.20
1957	---	43.00	15.30	11.20	12.30	10.90	16.20	---	---	---	---	---	13.00
1958	---	25.00	18.00	11.10	11.60	10.70	12.30	---	---	---	---	---	12.80
1959	---	29.00	18.30	11.60	12.90	11.10	12.10	---	---	---	---	---	13.70
1960	---	37.10	15.00	12.90	13.60	11.40	12.80	---	---	---	---	---	13.65
1961 1/2	---	22.20	17.30	14.20	14.80	13.10	13.20	---	---	---	---	---	15.18
<b>LIMA BEANS</b>													
1954	13.60	13.10	13.40	10.20	9.20	7.65	9.30	7.45	9.20	9.00	10.20	13.60	8.64
1955	10.80	13.30	11.90	14.10	8.35	7.25	5.00	5.90	8.75	8.20	9.50	6.20	7.15
1956	9.40	12.80	12.20	11.20	11.20	11.20	8.30	7.50	8.20	7.50	8.40	14.10	8.77
1957	12.80	14.70	15.10	12.00	9.10	8.10	8.90	9.30	9.00	8.10	11.00	12.10	9.03
1958	14.60	---	---	14.80	11.40	8.20	7.60	7.40	8.70	9.60	10.10	7.50	8.37
1959	14.80	16.60	15.90	14.30	15.60	9.40	8.50	9.30	10.30	10.00	11.80	14.20	9.74
1960	15.20	16.80	18.60	15.00	12.00	8.30	7.70	7.20	8.60	8.60	13.00	14.20	8.07
1961 1/2	10.00	11.80	14.00	13.00	8.60	10.20	8.60	8.00	8.80	9.30	8.10	7.30	8.74
<b>SNAP BEANS</b>													
1954	9.15	9.15	9.15	9.60	6.50	7.40	8.85	7.45	6.85	8.60	9.60	10.00	8.17
1955	12.20	8.80	7.80	8.00	9.70	6.50	6.20	7.05	8.50	8.15	7.90	8.35	7.92
1956	12.50	12.20	8.00	10.10	10.80	10.20	9.00	7.40	8.10	8.10	9.00	11.60	9.16
1957	11.00	11.60	11.30	11.40	9.40	7.50	10.00	8.70	7.40	8.10	9.40	10.70	9.20
1958	18.20	24.20	17.70	8.80	9.20	7.20	7.30	6.50	7.80	8.60	7.50	8.10	8.05
1959	12.00	11.20	10.00	12.00	8.90	7.00	8.00	7.60	9.60	9.10	12.80	12.30	9.13
1960	11.00	13.80	12.00	8.70	8.20	6.80	8.10	8.20	8.40	8.40	9.20	8.50	8.55
1961 1/2	11.30	11.10	9.70	9.00	9.30	9.10	8.30	8.00	8.20	7.70	8.00	7.70	8.62
<b>BEETS</b>													
1954	1.75	1.65	1.80	3.80	4.20	3.05	2.50	2.75	2.60	2.65	2.25	1.85	2.65
1955	1.70	1.55	1.35	2.50	4.75	2.60	2.20	2.65	3.05	2.80	2.90	2.80	2.56
1956	2.20	1.55	1.25	3.15	3.60	4.25	3.05	2.60	2.80	2.50	2.05	1.70	2.64
1957	1.45	1.35	1.45	3.50	4.05	4.30	4.20	4.75	3.80	3.10	3.10	2.15	3.17
1958	2.15	2.10	2.00	1.80	4.95	3.00	2.00	2.50	2.60	2.60	2.40	1.90	2.56
1959	1.60	1.45	1.30	1.40	4.40	2.70	2.75	2.65	3.00	2.75	2.45	1.70	2.46
1960	1.30	1.25	1.25	2.30	4.20	2.95	3.55	3.05	2.90	3.30	3.00	1.50	2.38
1961 1/2	1.30	1.20	1.05	1.50	5.60	3.45	2.95	2.90	3.30	3.30	3.20	1.90	2.59
<b>BROCCOLI</b>													
1954	7.60	7.50	6.55	5.20	7.85	8.65	9.40	9.65	10.30	9.75	10.80	10.50	9.50
1955	11.10	10.20	9.20	8.80	8.55	8.10	8.30	9.75	9.75	9.20	9.40	9.10	9.25
1956	9.30	9.70	8.80	10.20	9.00	10.60	12.30	9.00	8.10	8.30	8.00	8.00	8.90
1957	7.90	7.80	6.60	6.50	7.80	7.60	6.90	7.30	7.80	7.50	7.80	9.20	7.80
1958	9.40	8.90	9.20	8.90	10.20	8.00	7.10	8.00	8.50	7.90	8.00	8.80	8.60
1959	9.60	10.00	7.80	7.80	8.70	8.00	8.50	8.90	11.20	9.50	10.60	11.60	9.50
1960	11.80	10.40	9.70	9.50	10.30	9.20	8.70	9.10	9.40	8.90	9.20	10.60	9.90
1961 1/2	11.10	11.10	10.40	9.40	10.20	8.20	7.80	11.50	10.10	9.00	9.80	10.30	9.90

1/ 1961 preliminary.



Table 1.--United States: Prices received per hundredweight by farmers for fresh market--Con.

Crop and year	Jan.	Feb.	Mar.	Apr.	May	June	July	Aug.	Sept.	Oct.	Nov.	Dec.	Season average
	Dol.	Dol.	Dol.	Dol.	Dol.	Dol.	Dol.	Dol.	Dol.	Dol.	Dol.	Dol.	Dol.
<b>BRUSSELS SPROUTS</b>													
1954	9.70	10.90	---	---	---	---	---	11.00	7.50	6.60	6.00	5.80	7.50
1955	7.60	10.60	12.00	---	---	---	---	8.65	6.60	7.25	7.70	8.30	8.05
1956	8.80	13.80	---	---	---	---	---	5.70	7.70	6.70	7.90	7.10	7.30
1957	8.00	7.00	7.50	7.00	---	---	---	4.20	7.10	8.40	8.70	6.80	7.10
1958	5.10	5.90	7.70	9.50	---	---	---	7.00	7.90	9.10	9.30	9.60	9.00
1959	9.60	8.40	6.50	---	---	---	5.00	6.50	6.70	7.90	8.70	7.20	7.40
1960	6.50	7.80	8.40	---	---	---	---	5.00	5.10	6.10	6.40	6.70	6.60
1961 1/2	8.20	8.80	---	---	---	---	---	3.60	4.00	5.50	8.70	8.60	7.00
<b>CABBAGE</b>													
1954	.84	.84	1.50	1.20	1.45	1.45	2.10	1.75	1.60	1.35	1.55	2.00	1.45
1955	1.85	1.90	1.75	2.45	3.05	1.85	1.90	1.90	2.30	2.25	2.75	2.90	2.25
1956	1.90	1.00	1.55	1.60	1.40	2.15	2.45	1.90	1.60	1.30	1.20	1.25	1.60
1957	1.60	2.10	3.20	2.15	1.50	2.15	2.80	2.40	2.20	1.80	1.95	2.20	2.20
1958	2.60	4.15	2.40	2.40	1.80	1.80	1.60	1.45	1.50	1.45	1.35	2.20	1.95
1959	2.60	1.85	1.45	1.30	1.75	2.05	2.65	2.20	2.45	2.95	3.50	3.35	2.35
1960	2.15	1.60	1.35	2.05	3.80	2.25	2.20	1.85	1.85	1.75	1.70	1.60	2.00
1961 1/2	1.45	1.35	1.45	1.50	1.55	3.25	2.95	1.90	1.85	1.75	1.70	1.50	1.90
<b>CANTALOUPE</b>													
1954	---	---	---	8.60	6.60	4.35	3.20	3.55	3.30	2.80	2.80	---	4.00
1955	---	---	---	6.00	8.55	5.55	4.05	2.70	2.90	3.20	4.20	---	4.18
1956	---	---	---	7.20	7.50	4.90	3.75	3.10	3.50	4.40	3.25	---	4.19
1957	---	---	---	10.60	8.30	6.40	5.20	4.25	3.60	3.80	2.25	---	5.13
1958	---	---	---	---	8.40	5.40	3.20	3.00	3.80	3.90	4.60	---	3.98
1959	---	---	---	6.50	8.20	4.20	4.40	4.10	4.05	3.70	2.50	---	4.38
1960	---	---	---	---	8.50	5.20	4.40	3.30	3.60	3.20	2.60	---	4.32
1961 1/2	---	---	---	10.60	9.40	6.80	4.90	3.60	3.85	3.20	3.05	---	5.01
<b>CARROTS</b>													
1954	2.45	2.10	2.40	4.40	5.25	5.65	4.55	3.65	3.75	3.70	4.40	4.00	3.90
1955	2.80	2.50	2.45	2.70	3.10	4.95	4.05	3.95	4.00	4.10	5.50	5.30	3.75
1956	3.20	2.20	1.75	1.95	2.80	4.05	4.45	3.45	3.40	3.30	3.65	3.25	3.05
1957	2.25	1.95	1.65	1.80	3.20	4.35	5.50	4.90	4.45	4.80	4.85	4.25	3.75
1958	4.65	3.10	2.20	2.10	3.15	4.25	5.00	3.95	3.45	2.95	3.00	3.10	3.20
1959	3.20	2.80	2.95	2.90	3.45	4.15	4.30	3.50	3.40	3.50	3.70	2.70	3.40
1960	1.40	1.25	1.15	1.20	2.30	4.35	5.60	4.05	3.50	3.55	3.30	4.15	2.85
1961 1/2	3.70	3.45	3.60	5.40	6.80	5.60	4.45	3.45	3.00	3.00	3.45	2.75	3.90
<b>CAULIFLOWER</b>													
1954	5.95	6.10	5.40	5.95	7.60	7.10	7.35	7.85	7.10	6.60	8.60	8.50	6.80
1955	8.20	8.60	6.95	6.95	7.00	6.85	7.25	7.10	9.85	8.05	6.20	6.80	7.45
1956	7.80	8.00	7.70	8.30	7.20	6.60	6.70	7.00	6.50	6.50	4.80	6.60	6.60
1957	6.50	6.80	6.00	5.40	6.60	6.60	6.90	7.60	7.60	5.50	5.70	7.20	6.40
1958	9.10	8.30	8.20	6.80	8.00	6.40	6.70	6.40	7.70	6.90	6.70	6.50	7.40
1959	6.80	7.10	5.70	5.50	6.20	5.90	6.60	7.80	7.50	8.50	7.00	8.80	7.20
1960	9.50	7.40	5.90	6.10	6.80	6.40	7.90	7.50	7.40	6.70	6.30	6.10	6.80
1961 1/2	7.20	5.90	5.50	6.20	5.70	6.50	7.50	8.00	7.80	7.20	7.80	7.80	8.70
<b>CELERY</b>													
1954	3.80	3.70	3.15	2.15	3.30	3.65	3.45	3.25	3.35	3.25	3.70	3.60	3.30
1955	4.00	4.95	4.35	3.40	3.20	3.60	3.60	3.90	5.40	4.55	3.80	3.05	3.95
1956	3.05	3.10	3.20	3.15	3.10	4.00	3.60	3.05	2.65	2.75	3.65	4.45	3.30
1957	5.50	5.40	3.20	3.25	4.40	5.30	3.95	3.10	3.60	2.90	3.00	3.30	3.85
1958	3.85	4.75	5.30	7.50	7.50	4.80	3.80	2.55	3.10	3.05	3.95	3.15	4.45
1959	2.70	2.40	2.25	2.55	2.60	3.75	2.95	3.65	4.40	4.65	4.10	3.60	3.25
1960	3.50	3.55	3.00	2.40	3.40	3.75	3.80	4.05	3.65	3.10	2.85	2.40	3.30
1961 1/2	2.90	3.25	2.95	2.95	3.45	3.75	3.75	3.15	3.25	3.30	4.20	3.05	3.10

1/ 1961 preliminary.

Table 1 --United States: Prices received per hundredweight by farmers for fresh market--Con.

Crop and year	Jan.	Feb.	Mar.	Apr.	May	June	July	Aug.	Sept.	Oct.	Nov.	Dec.	Season average
	Dol.	Dol.	Dol.	Dol.	Dol.	Dol.	Dol.	Dol.	Dol.	Dol.	Dol.	Dol.	Dol.
<b>SWEET CORN</b>													
1954	5.50	5.00	4.70	3.55	3.70	3.50	4.90	3.20	2.75	3.25	4.70	4.80	3.63
1955	5.70	5.30	5.20	4.10	3.25	3.45	2.80	2.75	2.90	3.95	4.40	4.40	3.20
1956	5.80	6.30	6.00	3.75	3.85	3.85	4.85	3.35	3.05	3.90	5.90	6.65	3.86
1957	5.20	4.70	5.10	4.55	4.75	4.90	4.70	4.00	3.55	3.95	4.00	4.85	4.32
1958	7.60	7.60	7.80	8.00	3.75	4.45	4.15	2.85	2.55	3.30	3.45	4.25	3.43
1959	5.80	6.20	6.00	5.20	4.70	3.85	3.60	2.80	2.85	4.55	4.40	5.80	3.67
1960	6.70	8.00	7.60	6.80	4.50	3.40	4.45	3.45	3.45	4.15	5.50	5.80	3.99
1961 1/2	6.10	6.20	6.80	7.40	5.70	5.20	4.65	2.85	2.50	4.05	3.90	4.50	3.96
<b>CUCUMBERS</b>													
1954	8.30	10.90	14.20	6.10	3.35	4.10	5.10	2.90	3.45	6.30	3.90	6.20	4.74
1955	7.20	6.40	11.90	6.40	6.10	3.00	2.65	3.70	4.10	4.00	4.80	5.70	4.48
1956	7.70	7.60	7.80	5.70	7.90	5.80	4.25	3.50	4.40	4.60	5.40	8.00	5.42
1957	5.90	8.70	8.60	7.00	5.80	4.40	4.80	3.65	3.45	3.80	4.30	9.60	5.08
1958	---	---	---	9.90	4.65	3.50	3.20	3.40	4.40	5.60	4.55	6.50	4.49
1959	11.40	13.80	8.40	7.60	8.40	3.75	4.25	3.45	5.10	5.40	7.20	14.70	5.69
1960	8.90	9.40	13.50	12.30	6.40	4.05	3.05	3.95	4.05	5.50	4.70	4.90	4.99
1961 1/2	9.20	11.00	9.30	5.90	5.20	6.60	4.10	3.80	4.80	4.10	4.40	4.80	5.09
<b>EGGPLANT</b>													
1954	6.50	7.30	4.70	3.65	4.25	3.35	5.00	4.70	2.75	5.70	5.90	3.95	4.84
1955	4.85	11.65	7.30	3.20	5.45	4.85	5.15	3.50	3.25	3.95	3.40	2.55	4.27
1956	6.10	7.60	6.10	3.65	5.60	5.00	7.40	3.35	2.35	5.80	9.70	5.30	5.20
1957	4.80	5.70	3.30	3.90	5.90	5.90	6.70	4.35	3.05	6.50	4.50	6.60	4.86
1958	15.00	---	---	6.50	7.60	8.00	6.10	4.30	3.30	5.90	4.10	4.40	5.56
1959	7.90	10.20	5.90	6.70	6.00	6.80	6.40	3.90	3.95	6.00	7.80	9.30	6.18
1960	8.70	11.20	11.80	5.20	5.00	4.25	5.00	2.90	3.05	5.30	8.70	5.70	5.39
1961 1/2	5.70	8.10	11.20	4.05	4.75	7.20	7.60	4.40	3.10	5.20	4.05	3.55	5.17
<b>ESCAROLE</b>													
1954	---	---	---	---	---	---	---	---	---	---	---	---	4.06
1955	---	---	---	---	---	---	---	---	---	---	---	---	4.05
1956	7.80	5.60	4.00	3.40	5.80	6.90	3.80	2.40	2.00	2.40	5.70	4.80	4.52
1957	4.80	4.00	3.60	4.40	6.00	5.80	5.30	4.40	3.30	4.00	3.50	5.60	4.61
1958	7.70	10.00	7.00	4.30	6.00	3.40	4.30	3.65	3.10	4.15	3.75	3.90	5.53
1959	3.60	3.60	3.15	4.60	6.20	6.00	5.30	6.50	7.30	5.10	7.80	6.90	4.61
1960	4.40	4.60	2.90	3.80	5.10	5.20	3.85	4.25	5.60	5.40	4.45	3.30	4.82
1961 1/2	3.90	3.10	3.70	3.85	7.90	8.00	6.30	6.30	6.60	5.10	4.80	7.10	4.84
<b>GARLIC</b>													
1954	---	---	---	---	---	13.70	12.50	11.60	10.80	11.20	12.40	12.00	12.20
1955	13.80	13.90	15.00	15.00	15.00	13.10	9.70	9.80	9.50	10.20	9.70	10.60	9.60
1956	9.10	10.00	10.10	8.30	7.80	---	---	---	---	---	---	---	11.50
1957	---	---	---	---	---	---	---	---	---	---	---	---	11.70
1958	---	---	---	---	---	---	---	---	---	---	---	---	11.70
1959	---	---	---	---	---	---	---	---	---	---	---	---	10.70
1960	---	---	---	---	---	---	---	---	---	---	---	---	7.20
1961 1/2	---	---	---	---	---	---	---	---	---	---	---	---	8.90
<b>HONEY DEW MELONS</b>													
1954	---	---	---	---	5.70	5.90	4.35	4.45	5.00	4.45	4.55	---	4.78
1955	---	---	---	---	6.25	6.05	5.55	4.05	4.10	4.30	5.70	---	4.74
1956	---	---	---	---	6.90	5.80	3.85	3.85	4.20	4.55	5.80	---	4.44
1957	---	---	---	---	5.30	6.10	8.20	5.50	4.00	4.25	---	---	5.32
1958	---	---	---	---	7.00	6.30	3.95	4.40	4.55	4.40	5.10	---	4.66
1959	---	---	---	---	7.90	7.50	4.95	5.50	5.40	5.60	---	---	5.58
1960	---	---	---	---	---	6.60	5.60	4.55	4.40	4.60	5.00	---	4.95
1961 1/2	---	---	---	---	10.30	7.60	5.80	5.20	4.85	5.30	---	---	5.64

1/ 1961 preliminary.

Table 1.--United States: Prices received per hundredweight by farmers for fresh market--Con.

Crop and year	Jan.	Feb.	Mar.	Apr.	May	June	July	Aug.	Sept.	Oct.	Nov.	Dec.	Season average
	Dol.	Dol.	Dol.	Dol.	Dol.	Dol.	Dol.	Dol.	Dol.	Dol.	Dol.	Dol.	Dol.
<b>KALE</b>													
1954	2.90	2.90	2.90	2.90	---	---	---	---	---	4.20	4.00	4.20	3.05
1955	4.50	5.00	4.20	4.20	4.20	4.15	---	---	---	5.60	3.90	2.80	4.45
1956	4.15	4.15	3.90	3.60	---	---	---	---	---	5.30	3.90	3.05	3.85
1957	4.50	4.00	4.00	3.35	---	---	---	---	---	7.20	4.20	3.75	4.00
1958	5.50	7.80	9.50	5.20	5.10	---	---	---	4.00	4.00	4.20	4.00	5.80
1959	4.60	3.90	3.70	3.80	3.60	3.60	3.60	---	4.00	7.40	5.10	5.20	4.00
1960	5.40	6.10	8.10	6.20	4.20	---	---	---	6.50	7.00	5.50	4.80	5.80
1961 1/	4.80	5.30	5.60	5.70	6.10	---	---	---	4.50	6.70	7.40	7.00	5.40
<b>LETTUCE</b>													
1954	4.90	3.05	3.70	4.15	6.00	3.45	2.80	3.20	3.45	4.65	5.50	3.35	4.03
1955	4.85	4.60	4.65	4.85	3.10	3.95	4.25	5.00	4.70	3.50	4.20	3.60	4.20
1956	2.20	3.40	3.45	4.05	3.80	3.55	2.50	2.90	3.25	5.30	7.40	5.40	3.76
1957	4.55	2.75	3.45	3.80	3.70	4.70	4.55	4.85	3.50	4.65	3.15	3.55	4.05
1958	3.25	3.05	5.70	4.85	5.80	3.35	2.55	2.25	3.45	4.25	4.70	2.95	3.80
1959	3.55	4.85	3.35	2.90	2.40	2.95	3.80	3.90	6.10	5.10	4.70	4.25	3.92
1960	6.90	4.65	4.05	5.40	2.95	3.05	3.55	3.35	3.45	4.85	3.75	4.75	4.13
1961 1/	3.65	2.45	2.55	3.00	3.90	3.30	3.35	2.85	4.50	3.00	4.40	3.40	3.43
<b>ONIONS</b>													
1954	1.00	.84	.98	1.95	2.65	2.55	2.95	2.20	1.80	1.80	2.15	2.00	2.15
1955	2.50	1.80	2.05	3.40	2.75	2.45	2.40	2.10	2.30	2.45	2.60	2.45	2.40
1956	2.20	1.80	1.90	2.30	4.05	6.80	7.70	3.60	1.85	1.50	1.60	1.80	2.80
1957	2.15	2.50	1.90	2.40	3.55	4.85	2.85	1.75	1.65	2.00	2.10	2.15	2.70
1958	2.40	3.10	5.00	5.50	2.65	2.50	2.40	2.10	2.25	2.45	2.70	3.15	3.45
1959	4.90	5.00	7.70	7.90	3.75	3.75	2.55	2.50	1.90	1.85	1.75	1.60	2.25
1960	1.50	1.25	1.60	2.65	2.65	2.45	3.15	2.75	1.85	1.60	1.60	1.60	2.20
1961 1/	2.10	2.85	2.05	2.95	2.80	4.25	4.55	3.50	2.45	3.05	3.25	3.80	3.15
<b>GREEN PEAS</b>													
1954	9.60	9.10	8.35	7.20	7.10	7.70	7.60	7.10	11.40	10.80	12.00	13.30	8.17
1955	11.10	16.00	10.00	8.55	7.40	7.15	7.05	6.30	9.85	9.00	12.50	12.00	8.11
1956	11.30	11.50	12.70	8.20	9.80	6.60	8.10	7.60	10.00	11.30	11.70	12.00	8.89
1957	13.60	11.10	10.30	9.30	8.30	9.60	8.70	9.20	9.20	10.10	11.80	10.00	9.35
1958	10.40	10.00	7.50	6.90	8.40	10.60	7.00	6.90	9.80	12.80	14.00	15.00	8.08
1959	7.50	7.50	8.60	10.10	9.60	9.20	10.30	10.00	13.00	14.80	13.60	11.50	10.20
1960	12.00	12.00	11.20	8.70	9.10	8.10	9.00	8.00	8.60	9.70	11.20	13.00	9.30
1961 1/	17.60	12.40	9.60	7.60	8.30	10.60	10.40	9.20	14.80	15.40	14.50	16.30	9.56
<b>GREEN PEPPERS</b>													
1954	20.90	10.40	6.60	10.70	8.35	6.00	10.30	5.55	3.75	4.35	7.55	7.10	7.30
1955	5.65	10.40	9.50	8.70	6.90	7.70	5.70	5.80	5.70	6.30	7.40	8.10	7.30
1956	11.40	10.40	11.10	8.30	9.60	14.40	6.80	5.30	4.55	5.10	9.50	12.20	8.30
1957	8.70	8.70	11.00	15.40	15.90	13.00	11.10	5.70	4.70	4.55	7.60	13.10	9.20
1958	27.50	38.60	25.00	21.10	16.10	8.10	4.70	6.40	5.30	6.30	12.50	8.70	9.70
1959	9.90	11.80	12.40	13.40	16.80	10.20	7.30	5.70	5.70	7.90	10.30	19.40	9.60
1960	16.70	13.60	10.00	9.70	9.70	7.20	7.60	4.75	4.90	6.00	10.00	13.50	8.40
1961 1/	8.40	6.80	9.90	13.90	10.40	9.50	9.30	7.10	5.40	5.90	7.50	6.50	8.10
<b>SHALLOTS</b>													
1954	10.00	8.00	7.30	6.00	---	---	---	---	---	10.30	9.00	4.90	9.22
1955	4.00	4.00	5.00	5.50	---	---	---	---	---	11.50	10.70	5.80	5.48
1956	6.20	5.70	4.35	4.20	5.30	---	---	---	---	9.10	6.80	7.60	6.18
1957	7.90	6.80	6.40	6.00	6.00	---	---	---	---	6.50	6.10	6.30	6.97
1958	6.00	6.10	5.80	5.00	5.20	---	---	---	---	7.70	7.80	7.60	5.87
1959	7.60	6.00	5.10	4.60	---	---	---	---	---	7.50	6.40	5.00	6.21
1960	5.00	4.90	4.50	4.20	4.25	---	---	---	7.50	7.40	6.40	5.80	5.14
1961 1/	5.50	5.20	5.20	4.30	4.50	4.50	---	---	---	7.00	6.70	6.30	5.88

1/ 1961 preliminary.

Table 1.--United States: Prices received per hundredweight by farmers for fresh market--Con.

Crop and year	Jan.	Feb.	Mar.	Apr.	May	June	July	Aug.	Sept.	Oct.	Nov.	Dec.	Season average
	Dol.	Dol.	Dol.	Dol.	Dol.	Dol.	Dol.	Dol.	Dol.	Dol.	Dol.	Dol.	Dol.
<b>SPINACH</b>													
1954 .....	7.95	9.00	6.20	3.75	4.40	4.05	6.05	6.45	5.00	5.05	5.80	7.25	5.73
1955 .....	8.65	8.95	5.80	4.85	4.35	4.35	5.55	6.85	7.05	4.70	5.65	7.65	6.18
1956 .....	8.90	7.80	4.85	4.65	4.40	4.60	6.30	6.70	5.70	5.20	5.90	8.50	5.93
1957 .....	7.40	6.60	5.00	4.65	4.85	5.60	6.20	6.70	5.70	5.20	5.70	5.70	6.00
1958 .....	8.70	9.10	8.30	5.20	5.30	4.65	4.95	5.00	5.70	5.60	5.20	6.80	6.56
1959 .....	8.90	7.00	6.50	4.95	5.00	5.20	6.20	6.60	7.10	6.50	7.30	8.50	6.50
1960 .....	7.00	7.50	7.80	5.20	5.10	5.50	6.00	6.00	6.60	6.80	6.20	7.60	6.70
1961 1/ ..	9.50	7.60	5.30	5.60	5.20	5.50	6.40	7.00	6.60	7.30	6.20	6.80	6.70
<b>TOMATOES</b>													
1954 .....	8.65	9.30	8.95	9.65	6.10	4.95	7.45	5.95	4.20	5.80	7.90	8.05	6.57
1955 .....	8.75	10.15	9.85	8.45	6.95	5.35	6.15	5.30	5.80	6.35	8.15	6.05	6.75
1956 .....	10.20	13.10	14.90	6.90	7.30	10.00	8.10	6.00	4.80	6.20	10.70	8.10	7.85
1957 .....	6.80	6.90	7.50	10.40	9.20	7.10	7.60	6.30	5.20	6.20	9.00	8.60	7.48
1958 .....	11.80	13.60	20.80	15.10	6.80	5.30	5.90	5.20	4.40	5.90	9.60	7.30	6.34
1959 .....	10.80	8.60	9.20	10.70	6.10	6.30	7.00	5.80	5.80	8.60	9.60	11.00	7.34
1960 .....	12.30	12.60	11.60	11.20	9.40	8.90	8.90	5.10	4.90	5.90	9.60	7.90	7.73
1961 1/ ..	6.30	6.80	9.40	9.20	5.70	9.50	7.60	6.40	5.50	6.60	8.80	8.30	7.29
<b>WATERMELONS</b>													
1954 .....	---	---	---	3.05	2.15	1.05	1.00	1.15	.95	1.10	---	---	1.15
1955 .....	---	---	---	4.40	3.00	1.70	.88	1.05	1.20	1.45	---	---	1.29
1956 .....	---	---	---	3.10	2.35	1.65	1.20	1.15	1.10	1.20	---	---	1.44
1957 .....	---	---	3.25	3.25	2.70	1.90	1.55	1.40	1.10	1.05	---	---	1.69
1958 .....	---	---	---	---	5.10	1.40	.85	.90	.95	1.00	1.40	---	1.07
1959 .....	---	---	---	4.25	3.40	2.05	1.35	1.35	1.55	1.90	---	---	1.70
1960 .....	---	---	---	---	3.30	1.55	1.05	.95	1.10	1.15	---	---	1.24
1961 1/ ..	---	---	---	2.80	1.55	1.75	1.65	1.15	1.25	1.30	1.60	---	1.53
	Cts.	Cts.	Cts.	Cts.	Cts.	Cts.	Cts.	Cts.	Cts.	Cts.	Cts.	Cts.	Cts.
	per	per	per	per	per	per	per	per	per	per	per	per	per
	lb.	lb.	lb.	lb.	lb.	lb.	lb.	lb.	lb.	lb.	lb.	lb.	lb.
<b>STRAWBERRIES</b>													
1954 .....	37.2	36.7	32.9	22.9	23.6	23.8	22.4	21.3	20.7	23.3	28.3	---	23.7
1955 .....	46.7	33.1	29.5	32.6	23.9	23.4	23.9	22.8	22.5	23.9	27.2	55.0	24.6
1956 .....	41.0	31.9	32.8	30.3	20.3	21.0	21.5	20.4	19.8	21.1	21.1	37.8	22.0
1957 .....	32.2	29.3	40.4	25.6	17.8	17.3	17.7	19.9	17.6	22.8	30.0	31.3	19.0
1958 .....	50.0	40.0	32.5	28.6	19.7	18.5	19.3	21.7	21.6	23.8	25.7	31.9	20.0
1959 .....	50.0	47.5	31.3	28.2	20.7	21.0	22.3	20.3	21.8	22.4	27.5	30.0	22.3
1960 .....	54.9	44.6	37.7	27.6	22.7	22.1	20.8	21.2	21.7	25.4	26.0	---	23.4
1961 1/ ..	56.4	44.6	28.2	28.7	20.2	20.0	20.9	18.6	19.1	19.5	20.0	50.7	21.6

1/ 1961 preliminary.

Table 2 ---Asparagus: Prices received per hundredweight by farmers for fresh market

State, season, and year	Jan.	Feb.	Mar.	Apr.	May	June	July	Aug.	Sept.	Oct.	Nov.	Dec.	Season average
	Dol.	Dol.	Dol.	Dol.	Dol.	Dol.	Dol.	Dol.	Dol.	Dol.	Dol.	Dol.	Dol.
<b>EARLY SPRING</b>													
<b>California:</b>													
1954 .....	---	44.70	21.70	11.70	11.80	11.00	7.85	---	---	---	---	---	13.65
1955 .....	---	---	25.30	14.70	12.00	14.00	16.50	---	---	---	---	---	16.65
1956 .....	---	---	41.70	19.00	13.00	12.00	11.20	12.30	---	---	---	---	14.70
1957 .....	---	43.00	15.30	11.10	10.20	9.90	---	---	---	---	---	---	13.60
1958 .....	---	25.00	18.00	10.90	10.50	11.30	12.50	---	---	---	---	---	14.30
1959 .....	---	29.00	18.30	10.90	10.20	10.80	---	---	---	---	---	---	14.40
1960 .....	---	37.10	15.00	12.20	11.20	9.90	12.80	---	---	---	---	---	14.00
1961 1/ ..	---	22.20	17.30	14.30	12.60	11.00	---	---	---	---	---	---	15.70
<b>MID-SPRING</b>													
<b>Washington:</b>													
1954 .....	---	---	---	9.00	9.00	9.00	9.00	---	---	---	---	---	9.00
1955 .....	---	---	---	14.20	10.80	10.70	10.70	---	---	---	---	---	10.85
1956 .....	---	---	---	11.00	11.00	11.00	---	---	---	---	---	---	11.00
1957 .....	---	---	---	9.80	9.10	9.20	---	---	---	---	---	---	9.50
1958 .....	---	---	---	10.10	8.90	9.00	---	---	---	---	---	---	9.60
1959 .....	---	---	---	10.70	10.80	10.50	---	---	---	---	---	---	10.70
1960 .....	---	---	---	12.00	11.00	10.90	---	---	---	---	---	---	11.40
1961 1/ ..	---	---	---	13.10	12.70	12.60	---	---	---	---	---	---	12.90
<b>Oregon:</b>													
1954 .....	---	---	---	13.70	12.70	12.70	14.20	---	---	---	---	---	13.00
1955 .....	---	---	---	---	14.30	14.70	15.00	---	---	---	---	---	14.65
1956 .....	---	---	---	---	15.00	15.70	15.70	---	---	---	---	---	15.50
1957 .....	---	---	---	16.00	14.50	14.50	---	---	---	---	---	---	14.60
1958 .....	---	---	---	13.50	13.30	14.00	---	---	---	---	---	---	13.50
1959 .....	---	---	---	13.00	12.50	12.00	---	---	---	---	---	---	12.40
1960 .....	---	---	---	13.00	12.30	12.50	---	---	---	---	---	---	12.40
1961 1/ ..	---	---	---	12.30	12.70	12.00	---	---	---	---	---	---	12.50
<b>Group Total:</b>													
1954 .....	---	---	---	9.20	9.05	9.15	10.00	---	---	---	---	---	9.13
1955 .....	---	---	---	14.20	10.90	10.90	10.70	---	---	---	---	---	11.00
1956 .....	---	---	---	11.00	11.10	11.30	15.70	---	---	---	---	---	11.10
1957 .....	---	---	---	9.90	9.20	9.50	---	---	---	---	---	---	9.64
1958 .....	---	---	---	10.20	9.00	9.30	---	---	---	---	---	---	9.69
1959 .....	---	---	---	10.70	11.10	10.80	---	---	---	---	---	---	10.80
1960 .....	---	---	---	12.00	11.20	11.10	---	---	---	---	---	---	11.50
1961 1/ ..	---	---	---	13.10	12.70	12.50	---	---	---	---	---	---	12.86
<b>LATE SPRING</b>													
<b>Massachusetts:</b>													
1954 .....	---	---	---	21.30	20.00	16.70	20.70	---	---	---	---	---	18.35
1955 .....	---	---	---	---	16.70	17.30	12.20	---	---	---	---	---	17.00
1956 .....	---	---	---	---	19.70	15.50	21.40	---	---	---	---	---	17.20
1957 .....	---	---	---	26.00	16.00	14.50	---	---	---	---	---	---	15.90
1958 .....	---	---	---	26.00	14.00	14.00	14.00	---	---	---	---	---	14.10
1959 .....	---	---	---	---	15.60	16.10	14.40	---	---	---	---	---	15.80
1960 .....	---	---	---	---	16.20	13.80	15.80	---	---	---	---	---	15.10
1961 1/ ..	---	---	---	---	16.20	14.90	16.50	---	---	---	---	---	15.80
<b>New Jersey:</b>													
1954 .....	---	---	---	13.20	16.00	11.00	11.00	---	---	---	---	---	13.65
1955 .....	---	---	---	16.00	14.20	12.00	10.00	---	---	---	---	---	13.65
1956 .....	---	---	---	---	15.70	11.20	9.80	---	---	---	---	---	13.70
1957 .....	---	---	---	14.20	11.50	9.70	---	---	---	---	---	---	11.10
1958 .....	---	---	---	15.90	11.70	9.30	11.20	---	---	---	---	---	11.20
1959 .....	---	---	---	17.70	12.90	9.70	11.30	---	---	---	---	---	12.50
1960 .....	---	---	---	18.40	13.80	9.70	---	---	---	---	---	---	12.90
1961 1/ ..	---	---	---	18.30	15.40	12.50	9.60	---	---	---	---	---	14.40

1/ 1961 preliminary.

Table 2 --Asparagus: Prices received per hundredweight by farmers for fresh market--Con.

State, season, and year	Jan.	Feb.	Mar.	Apr.	May	June	July	Aug.	Sept.	Oct.	Nov.	Dec.	Season average
	Dol.	Dol.	Dol.	Dol.	Dol.	Dol.	Dol.	Dol.	Dol.	Dol.	Dol.	Dol.	Dol.
<b>LATE SPRING, Con:</b>													
<b>Illinois:</b>													
1954 .....	---	---	---	19.00	16.50	13.70	11.70	---	---	---	---	---	15.15
1955 .....	---	---	---	18.00	16.00	15.80	11.00	---	---	---	---	---	16.00
1956 .....	---	---	---	---	14.70	12.20	14.00	---	---	---	---	---	13.60
1957 .....	---	---	---	24.50	16.00	14.00	14.50	---	---	---	---	---	15.40
1958 .....	---	---	---	14.20	12.00	12.80	10.50	---	---	---	---	---	12.20
1959 .....	---	---	---	24.40	14.10	10.20	12.00	---	---	---	---	---	12.70
1960 .....	---	---	---	---	16.70	15.00	11.10	---	---	---	---	---	15.50
1961 1/ ..	---	---	---	---	16.30	15.00	14.20	---	---	---	---	---	15.50
<b>Michigan:</b>													
1954 .....	---	---	---	---	15.20	15.50	---	---	---	---	---	---	15.35
1955 .....	---	---	---	---	15.30	16.70	---	---	---	---	---	---	15.85
1956 .....	---	---	---	---	14.10	13.60	---	---	---	---	---	---	13.70
1957 .....	---	---	---	---	15.90	15.30	---	---	---	---	---	---	15.50
1958 .....	---	---	---	---	14.40	14.00	---	---	---	---	---	---	14.20
1959 .....	---	---	---	---	12.30	13.50	---	---	---	---	---	---	13.00
1960 .....	---	---	---	---	14.50	14.50	---	---	---	---	---	---	14.50
1961 1/ ..	---	---	---	---	15.30	18.30	---	---	---	---	---	---	17.00
<b>Iowa:</b>													
1954 .....	---	---	---	---	14.50	14.50	15.00	---	---	---	---	---	14.50
1955 .....	---	---	---	---	12.70	14.30	13.30	---	---	---	---	---	13.35
1956 .....	---	---	---	---	15.40	14.40	15.00	---	---	---	---	---	15.00
1957 2/ ..	---	---	---	---	14.30	14.30	15.00	---	---	---	---	---	14.30
<b>Delaware:</b>													
1954 .....	---	---	---	13.30	14.70	13.00	---	---	---	---	---	---	14.15
1955 .....	---	---	---	13.00	12.70	12.00	---	---	---	---	---	---	12.50
1956 .....	---	---	---	---	16.00	14.50	---	---	---	---	---	---	15.60
1957 3/ ..	---	---	---	15.80	13.60	14.00	---	---	---	---	---	---	13.80
<b>Maryland:</b>													
1954 .....	---	---	---	13.50	14.70	13.00	---	---	---	---	---	---	14.00
1955 .....	---	---	---	13.00	12.40	11.80	---	---	---	---	---	---	12.35
1956 .....	---	---	---	---	16.00	14.50	---	---	---	---	---	---	15.60
1957 .....	---	---	---	15.80	13.60	14.00	---	---	---	---	---	---	13.80
1958 .....	---	---	---	---	13.00	11.40	---	---	---	---	---	---	12.80
1959 .....	---	---	---	14.00	14.00	9.20	---	---	---	---	---	---	13.70
1960 .....	---	---	---	14.50	13.90	12.50	---	---	---	---	---	---	13.60
1961 1/ ..	---	---	---	---	15.90	12.90	---	---	---	---	---	---	15.20
<b>Other States 4/</b>													
1954 .....	---	---	---	20.65	18.80	16.80	---	---	---	---	---	---	18.10
1955 .....	---	---	---	15.00	15.30	16.20	14.20	---	---	---	---	---	15.60
1956 .....	---	---	---	---	16.40	15.50	21.10	---	---	---	---	---	16.40
1957 .....	---	---	---	18.00	20.80	16.90	17.00	---	---	---	---	---	19.00
1958 .....	---	---	---	26.80	16.20	16.40	15.70	---	---	---	---	---	16.70
1959 .....	---	---	---	21.20	19.10	18.40	12.80	---	---	---	---	---	18.90
1960 .....	---	---	---	19.00	16.70	18.20	18.00	---	---	---	---	---	17.33
1961 1/ ..	---	---	---	20.00	19.10	18.40	18.50	---	---	---	---	---	18.85
<b>Group Total:</b>													
1954 .....	---	---	---	13.70	16.40	12.60	13.40	---	---	---	---	---	14.60
1955 .....	---	---	---	15.80	14.50	13.20	11.70	---	---	---	---	---	14.20
1956 .....	---	---	---	---	15.80	12.30	19.70	---	---	---	---	---	14.20
1957 .....	---	---	---	15.90	13.10	11.20	16.20	---	---	---	---	---	12.70
1958 .....	---	---	---	17.50	12.30	10.80	12.20	---	---	---	---	---	12.10
1959 .....	---	---	---	17.90	13.70	11.20	12.10	---	---	---	---	---	13.30
1960 .....	---	---	---	18.30	14.40	11.70	12.80	---	---	---	---	---	13.63
1961 1/ ..	---	---	---	18.50	15.90	13.70	13.20	---	---	---	---	---	15.08

1/ 1961 preliminary. 2/ Included in other States beginning in 1958. 3/ Discontinued 1957.  
4/ Pennsylvania and Ohio 1954-61 and Iowa 1958-61.

Table 3 ---Lima Beans: Prices received per hundredweight by farmers for fresh market

State, season, and year	Jan.	Feb.	Mar.	Apr.	May	June	July	Aug.	Sept.	Oct.	Nov.	Dec.	Season average
	Dol.	Dol.	Dol.	Dol.	Dol.	Dol.	Dol.	Dol.	Dol.	Dol.	Dol.	Dol.	Dol.
<b>WINTER</b>													
Florida:													
1954 .....	13.60	13.10	13.40	---	---	---	---	---	---	11.70	13.80	13.60	13.30
1955 .....	10.80	13.30	11.90	---	---	---	---	---	---	---	11.50	6.20	12.35
1956 .....	9.40	12.80	12.20	---	---	---	---	---	---	---	9.70	14.10	9.30
1957 .....	12.80	14.70	15.10	---	---	---	---	---	---	---	11.00	12.10	13.00
1958 .....	14.60	---	---	---	---	---	---	---	---	9.50	9.50	7.50	11.90
1959 .....	14.80	16.60	15.90	---	---	---	---	---	7.80	8.20	13.50	14.20	11.50
1960 .....	15.20	16.80	18.60	---	---	---	---	---	---	11.50	13.00	14.20	15.00
1961 1/ ..	10.00	11.80	14.00	---	---	---	---	---	---	---	6.70	7.30	12.00
<b>SPRING</b>													
South Carolina:													
1954 .....	---	---	---	---	7.00	6.90	7.80	---	---	---	---	---	7.05
1955 .....	---	---	---	---	8.60	7.80	5.30	---	---	---	---	---	7.35
1956 .....	---	---	---	---	---	12.50	6.70	---	---	---	---	---	11.60
1957 .....	---	---	---	---	---	8.40	7.20	---	---	---	---	---	8.20
1958 .....	---	---	---	---	---	8.60	7.40	7.30	6.80	---	---	---	7.40
1959 .....	---	---	---	---	5.50	9.00	8.50	10.50	---	---	---	---	9.00
1960 .....	---	---	---	---	---	8.70	8.00	7.80	---	---	---	---	8.20
1961 1/ ..	---	---	---	---	7.60	10.60	8.40	8.60	---	---	---	---	9.10
Florida:													
1954 .....	---	---	---	10.20	9.50	4.70	---	---	---	---	---	---	8.90
1955 .....	---	---	---	14.10	8.40	10.90	---	---	---	---	---	---	9.40
1956 .....	---	---	---	11.20	11.20	11.60	---	---	---	---	---	---	11.30
1957 .....	---	---	---	12.00	9.00	8.00	---	---	---	---	---	---	9.50
1958 .....	---	---	---	14.80	12.00	8.50	---	---	---	---	---	---	10.10
1959 .....	---	---	---	14.30	16.30	12.70	---	---	---	---	---	---	15.00
1960 .....	---	---	---	15.00	12.00	8.00	9.50	---	---	---	---	---	9.80
1961 1/ ..	---	---	---	13.00	8.70	10.00	10.00	---	---	---	---	---	9.40
Group Total:													
1954 .....	---	---	---	10.20	9.40	6.40	7.80	---	---	---	---	---	8.18
1955 .....	---	---	---	14.10	8.40	8.45	5.30	---	---	---	---	---	8.51
1956 .....	---	---	---	11.20	11.20	12.20	6.70	---	---	---	---	---	11.40
1957 .....	---	---	---	12.00	9.00	8.30	7.20	---	---	---	---	---	8.89
1958 .....	---	---	---	14.80	11.50	8.10	7.30	6.80	---	---	---	---	8.94
1959 .....	---	---	---	14.30	15.60	10.10	8.50	10.50	---	---	---	---	11.50
1960 .....	---	---	---	15.00	12.00	8.30	8.10	7.80	---	---	---	---	9.00
1961 1/ ..	---	---	---	13.00	8.60	10.40	8.50	8.60	---	---	---	---	9.27
<b>SUMMER</b>													
New York:													
1954 .....	---	---	---	---	---	---	---	6.70	8.40	6.55	---	---	7.20
1955 .....	---	---	---	---	---	---	9.40	9.40	10.00	8.40	---	---	9.55
1956 .....	---	---	---	---	---	---	6.40	6.40	8.30	6.60	---	---	7.00
1957 .....	---	---	---	---	---	---	10.00	10.00	8.90	6.80	---	---	9.10
1958 .....	---	---	---	---	---	---	---	8.40	7.80	10.00	---	---	8.30
1959 .....	---	---	---	---	---	---	---	9.00	8.60	9.50	---	---	8.90
1960 .....	---	---	---	---	---	---	---	7.80	7.80	7.40	---	---	7.70
1961 1/ ..	---	---	---	---	---	---	8.00	9.00	8.00	7.20	---	---	8.30
New Jersey:													
1954 .....	---	---	---	---	---	---	9.80	6.90	7.80	6.40	---	---	7.95
1955 .....	---	---	---	---	---	---	5.90	9.05	10.90	8.75	---	---	7.50
1956 .....	---	---	---	---	---	---	8.60	6.70	8.40	9.10	---	---	7.50
1957 .....	---	---	---	---	---	---	9.70	10.20	9.20	7.50	---	---	9.40
1958 .....	---	---	---	---	---	---	9.90	8.50	8.70	8.50	---	---	8.70
1959 .....	---	---	---	---	---	---	9.80	8.60	10.90	10.40	---	---	9.60
1960 .....	---	---	---	---	---	---	7.60	6.40	9.40	9.10	---	---	7.40
1961 1/ ..	---	---	---	---	---	---	7.70	8.20	8.10	7.10	---	---	8.00

1/ 1961 preliminary.

Table 3 ---Lima Beans: Prices received per hundredweight by farmers for fresh market--Con.

State, season, and year	Jan.	Feb.	Mar.	Apr.	May	June	July	Aug.	Sept.	Oct.	Nov.	Dec.	Season average
	Dol.	Dol.	Dol.	Dol.	Dol.	Dol.	Dol.	Dol.	Dol.	Dol.	Dol.	Dol.	Dol.
<b>SUMMER, Con.</b>													
<b>Ohio:</b>													
1954 .....	---	---	---	---	---	---	14.20	11.10	7.80	9.40	---	---	9.10
1955 .....	---	---	---	---	---	---	14.80	9.80	11.40	11.20	---	---	10.80
1956 2/ ..	---	---	---	---	---	---	14.00	10.70	9.90	10.80	---	---	10.20
<b>Maryland:</b>													
1954 .....	---	---	---	---	---	---	9.40	6.25	8.45	6.90	---	---	8.30
1955 .....	---	---	---	---	---	---	4.55	5.45	7.95	---	---	---	4.70
1956 .....	---	---	---	---	---	---	8.90	6.60	8.90	8.10	---	---	8.00
1957 .....	---	---	---	---	---	---	10.10	9.20	10.40	5.40	---	---	9.90
1958 .....	---	---	---	---	---	---	7.90	7.20	7.60	9.10	---	---	7.70
1959 .....	---	---	---	---	---	---	7.70	9.20	9.20	10.00	---	---	8.40
1960 .....	---	---	---	---	---	---	7.70	6.80	8.20	8.90	---	---	7.60
1961 1/ ..	---	---	---	---	---	---	8.40	7.40	9.10	10.00	---	---	8.20
<b>North Carolina:</b>													
1954 .....	---	---	---	---	---	11.20	11.40	---	---	---	---	---	11.25
1955 .....	---	---	---	---	---	5.60	4.85	5.00	9.05	---	---	---	6.10
1956 .....	---	---	---	---	---	10.90	11.20	7.20	10.00	---	---	---	8.00
1957 .....	---	---	---	---	---	7.50	10.00	9.50	7.80	---	---	---	9.40
1958 .....	---	---	---	---	---	8.00	8.00	7.20	8.00	---	---	---	7.90
1959 .....	---	---	---	---	---	10.00	8.30	9.30	12.20	---	---	---	9.40
1960 .....	---	---	---	---	---	7.80	7.80	7.40	8.50	---	---	---	7.70
1961 1/ ..	---	---	---	---	---	---	10.00	9.60	11.40	---	---	---	9.90
<b>Georgia:</b>													
1954 .....	---	---	---	---	7.20	7.50	7.80	8.40	12.00	12.50	---	---	9.05
1955 .....	---	---	---	---	5.95	5.95	3.90	4.05	6.80	7.05	---	---	5.00
1956 .....	---	---	---	---	9.00	7.80	9.70	7.80	7.80	---	---	---	8.50
1957 .....	---	---	---	---	10.90	7.80	7.60	8.30	8.80	9.50	---	---	8.20
1958 .....	---	---	---	---	8.60	8.60	6.50	6.30	10.00	10.50	10.50	---	8.00
1959 .....	---	---	---	---	---	9.30	8.80	9.60	10.50	10.00	10.00	---	9.70
1960 .....	---	---	---	---	---	8.80	7.70	7.50	9.00	8.50	---	---	8.10
1961 1/ ..	---	---	---	---	9.60	7.80	8.00	10.00	11.00	---	---	---	8.90
<b>Alabama:</b>													
1959 3/ ..	---	---	---	---	---	8.30	8.20	10.20	10.00	10.20	---	---	8.70
1960 .....	---	---	---	---	---	7.80	7.40	7.00	8.30	8.80	9.20	---	7.50
1961 1/ ..	---	---	---	---	---	11.00	8.40	6.90	7.10	7.70	8.60	---	7.70
<b>Group Total:</b>													
1954 .....	---	---	---	---	7.20	8.95	9.55	7.45	9.35	9.70	---	---	8.73
1955 .....	---	---	---	---	5.95	5.80	4.95	5.90	8.75	8.30	---	---	6.23
1956 .....	---	---	---	---	---	9.30	8.50	7.50	8.30	7.80	---	---	8.03
1957 .....	---	---	---	---	10.90	7.80	9.00	9.30	9.00	8.10	---	---	8.91
1958 .....	---	---	---	---	8.60	8.40	7.60	7.40	8.70	9.60	10.50	---	8.13
1959 .....	---	---	---	---	---	8.90	8.50	9.20	10.30	10.10	10.00	---	9.28
1960 .....	---	---	---	---	---	8.40	7.70	7.00	8.60	8.40	---	---	7.73
1961 1/ ..	---	---	---	---	---	9.90	8.60	7.90	8.80	9.30	8.60	---	8.50
<b>FALL</b>													
<b>Virginia:</b>													
1954 .....	---	---	---	---	---	---	---	---	5.15	5.80	6.25	---	5.80
1955 .....	---	---	---	---	---	---	6.00	6.50	---	7.40	7.50	---	7.20
1956 2/ ..	---	---	---	---	---	---	4.30	5.50	6.70	6.20	6.00	---	5.90

1/ 1961 preliminary. 2/ Discontinued 1956. 3/ Started 1959.



Table 4 Snap Beans: Prices received per hundredweight by farmers for fresh market

State, season, and year	Jan.	Feb.	Mar.	Apr.	May	June	July	Aug.	Sept.	Oct.	Nov.	Dec.	Season average
	Dol.	Dol.	Dol.	Dol.	Dol.	Dol.	Dol.	Dol.	Dol.	Dol.	Dol.	Dol.	Dol.
<b>WINTER</b>													
Florida:													
1954	9.15	9.15	9.15	---	---	---	---	---	---	---	---	---	9.15
1955	12.20	8.80	7.80	---	---	---	---	---	---	---	---	---	9.15
1956	12.50	12.20	8.00	---	---	---	---	---	---	---	---	---	9.80
1957	11.00	11.60	11.30	---	---	---	---	---	---	---	---	---	11.30
1958	18.20	24.20	17.70	---	---	---	---	---	---	---	---	---	18.60
1959	12.00	11.20	10.00	---	---	---	---	---	---	---	---	---	10.90
1960	11.00	13.80	12.00	---	---	---	---	---	---	---	---	---	12.00
1961 1/2	11.30	11.10	9.30	---	---	---	---	---	---	---	---	---	10.40
<b>EARLY SPRING</b>													
Florida:													
1954	---	---	---	9.00	7.15	5.85	---	---	---	---	---	---	8.50
1955	---	---	---	7.85	9.70	6.70	---	---	---	---	---	---	8.35
1956	---	---	---	10.00	9.50	11.70	---	---	---	---	---	---	9.90
1957	---	---	---	10.80	10.00	---	---	---	---	---	---	---	10.50
1958	---	---	---	8.60	8.90	6.90	---	---	---	---	---	---	8.70
1959	---	---	---	11.50	10.70	8.00	---	---	---	---	---	---	11.10
1960	---	---	---	8.60	8.50	7.00	---	---	---	---	---	---	8.50
1961 1/2	---	---	---	8.90	8.40	7.40	---	---	---	---	---	---	8.70
Texas:													
1954	---	---	6.65	6.50	6.00	5.85	---	---	---	---	---	---	6.35
1955	---	---	---	10.00	10.00	8.15	---	---	---	---	---	---	9.50
1956	---	---	---	8.80	8.70	7.30	---	---	---	---	---	---	8.20
1957	---	---	---	8.10	7.00	6.70	---	---	---	---	---	---	7.10
1958	---	---	---	8.80	5.90	5.20	6.00	---	---	---	---	---	5.70
1959	---	---	---	9.00	5.50	6.70	---	---	---	---	---	---	6.50
1960	---	---	---	12.50	9.10	5.30	5.00	---	---	---	---	---	7.60
1961 1/2	---	---	---	9.30	8.90	8.60	8.30	---	---	---	---	---	8.70
Group Total:													
1954	---	---	6.65	8.95	7.05	5.85	---	---	---	---	---	---	8.40
1955	---	---	---	7.90	9.70	7.35	---	---	---	---	---	---	8.38
1956	---	---	---	10.00	9.50	8.90	---	---	---	---	---	---	9.82
1957	---	---	---	10.80	9.70	6.70	---	---	---	---	---	---	10.30
1958	---	---	---	8.60	8.80	5.70	6.00	---	---	---	---	---	8.55
1959	---	---	---	11.50	10.40	6.90	---	---	---	---	---	---	10.80
1960	---	---	---	8.60	8.50	6.40	5.00	---	---	---	---	---	8.46
1961 1/2	---	---	---	8.90	8.40	8.10	8.30	---	---	---	---	---	8.70
<b>MID-SPRING</b>													
South Carolina:													
1954	---	---	---	---	5.65	5.35	7.15	---	---	---	---	---	5.65
1955	---	---	---	8.35	8.35	5.35	---	---	---	---	---	---	7.50
1956	---	---	---	---	11.70	7.00	8.30	---	---	---	---	---	10.60
1957	---	---	---	---	7.60	6.40	7.10	---	---	---	---	---	7.40
1958	---	---	---	---	8.70	6.10	6.00	---	---	---	---	---	7.30
1959	---	---	---	---	8.20	6.10	6.70	7.90	---	---	---	---	7.90
1960	---	---	---	---	6.80	7.00	6.50	6.30	---	---	---	---	6.80
1961 1/2	---	---	---	---	9.20	9.20	7.40	6.70	---	---	---	---	8.80
Georgia:													
1954	---	---	---	7.85	4.35	4.50	---	---	---	---	---	---	4.35
1955	---	---	---	---	9.65	5.00	---	---	---	---	---	---	6.15
1956	---	---	---	---	8.30	8.30	---	---	---	---	---	---	8.30
1957	---	---	---	---	5.90	5.60	---	---	---	---	---	---	5.80
1958	---	---	---	---	8.80	6.10	---	---	---	---	---	---	7.30
1959	---	---	---	---	8.50	6.70	---	---	---	---	---	---	7.30
1960	---	---	---	---	7.00	7.10	---	---	---	---	---	---	7.00
1961 1/2	---	---	---	---	7.20	7.60	7.60	---	---	---	---	---	7.40

1/ 1961 preliminary.

Table 4 .--Snap Beans: Prices received per hundredweight by farmers for fresh market--Con.

State, season, and year	Jan.	Feb.	Mar.	Apr.	May	June	July	Aug.	Sept.	Oct.	Nov.	Dec.	Season average
	Dol.	Dol.	Dol.	Dol.	Dol.	Dol.	Dol.	Dol.	Dol.	Dol.	Dol.	Dol.	Dol.
<b>MID-SPRING, Con:</b>													
<b>Alabama:</b>													
1954 .....	---	---	---	---	4.85	8.50	---	---	---	---	---	---	7.35
1955 .....	---	---	---	---	11.30	8.00	---	---	---	---	---	---	9.00
1956 .....	---	---	---	---	10.20	10.50	---	---	---	---	---	---	10.40
1957 .....	---	---	---	---	9.20	7.50	---	---	---	---	---	---	7.70
1958 .....	---	---	---	---	8.80	5.50	7.90	---	---	---	---	---	6.40
1959 .....	---	---	---	---	10.20	9.00	9.10	---	---	---	---	---	9.10
1960 .....	---	---	---	---	8.60	7.20	6.70	---	---	---	---	---	7.20
1961 1/ ..	---	---	---	---	8.30	7.70	---	---	---	---	---	---	7.80
<b>Mississippi:</b>													
1954 .....	---	---	---	8.00	5.50	5.15	---	---	---	---	---	---	5.50
1955 .....	---	---	---	---	9.35	6.35	5.15	---	---	---	---	---	7.00
1956 .....	---	---	---	---	10.50	9.30	7.20	---	---	---	---	---	9.90
1957 .....	---	---	---	---	8.00	7.00	7.50	---	---	---	---	---	7.50
1958 .....	---	---	---	---	7.00	6.10	5.80	---	---	---	---	---	6.50
1959 .....	---	---	---	---	5.60	5.40	6.20	---	---	---	---	---	5.50
1960 .....	---	---	---	---	7.20	7.50	8.00	---	---	---	---	---	7.40
1961 1/ ..	---	---	---	---	8.60	7.00	8.40	---	---	---	---	---	7.40
<b>Louisiana:</b>													
1954 .....	---	---	---	12.30	5.35	5.00	---	---	---	---	---	---	5.50
1955 .....	---	---	---	---	7.50	5.15	---	---	---	---	---	---	6.65
1956 .....	---	---	---	14.30	9.00	9.20	---	---	---	---	---	---	9.10
1957 .....	---	---	---	11.20	8.50	7.50	---	---	---	---	---	---	8.40
1958 .....	---	---	---	---	6.50	6.10	---	---	---	---	---	---	6.50
1959 .....	---	---	---	---	7.00	5.70	---	---	---	---	---	---	6.90
1960 .....	---	---	---	7.20	7.20	6.40	---	---	---	---	---	---	7.10
1961 1/ ..	---	---	11.00	11.00	9.20	8.50	8.30	---	---	---	---	---	9.00
<b>Group Total:</b>													
1954 .....	---	---	---	10.80	5.30	5.75	7.15	---	---	---	---	---	5.42
1955 .....	---	---	---	8.35	8.45	5.75	5.15	---	---	---	---	---	7.10
1956 .....	---	---	---	14.30	10.30	8.50	7.80	---	---	---	---	---	9.76
1957 .....	---	---	---	11.20	7.50	6.60	7.30	---	---	---	---	---	7.27
1958 .....	---	---	---	---	7.70	6.10	7.70	---	---	---	---	---	6.97
1959 .....	---	---	---	---	7.60	6.90	8.80	7.90	---	---	---	---	7.43
1960 .....	---	---	---	7.20	7.10	7.10	6.60	6.30	---	---	---	---	7.00
1961 1/ ..	---	---	11.00	11.00	8.70	8.30	7.70	6.70	---	---	---	---	8.37
<b>LATE SPRING</b>													
<b>New Jersey:</b>													
1954 .....	---	---	---	---	---	9.00	8.00	6.50	---	---	---	---	8.35
1955 .....	---	---	---	---	---	5.35	4.50	7.65	---	---	---	---	5.35
1956 .....	---	---	---	---	---	9.00	8.30	5.20	---	---	---	---	7.80
1957 .....	---	---	---	---	---	7.30	10.00	8.70	---	---	---	---	8.20
1958 .....	---	---	---	---	---	10.10	6.60	5.20	---	---	---	---	7.80
1959 .....	---	---	---	---	---	7.70	5.90	6.00	---	---	---	---	7.10
1960 .....	---	---	---	---	---	6.30	8.10	6.90	---	---	---	---	6.90
1961 1/ ..	---	---	---	---	---	9.40	7.80	7.10	---	---	---	---	8.50
<b>Maryland:</b>													
1954 .....	---	---	---	---	---	4.85	7.50	6.50	---	---	---	---	6.00
1955 .....	---	---	---	---	---	5.00	4.15	5.85	---	---	---	---	4.85
1956 .....	---	---	---	---	---	7.80	7.00	5.50	---	---	---	---	7.10
1957 .....	---	---	---	---	---	6.00	7.60	8.00	---	---	---	---	6.70
1958 .....	---	---	---	---	---	7.70	5.80	5.70	---	---	---	---	6.70
1959 .....	---	---	---	---	---	6.60	6.20	6.30	---	---	---	---	6.50
1960 .....	---	---	---	---	---	6.40	7.00	6.80	---	---	---	---	6.70
1961 1/ ..	---	---	---	---	---	6.30	6.60	7.00	---	---	---	---	6.60

1/ 1961 preliminary.

Table 4 .--Snap Beans: Prices received per hundredweight by farmers for fresh market--Con.

State, season, and year	Jan.	Feb.	Mar.	Apr.	May	June	July	Aug.	Sept.	Oct.	Nov.	Dec.	Season average
	Dol.	Dol.	Dol.	Dol.	Dol.	Dol.	Dol.	Dol.	Dol.	Dol.	Dol.	Dol.	Dol.
<b>LATE SPRING, Con:</b>													
<b>Virginia:</b>													
1954 .....	---	---	---	---	6.65	5.00	---	---	---	---	---	---	5.00
1955 .....	---	---	---	---	6.65	4.85	---	---	---	---	---	---	4.85
1956 .....	---	---	---	---	---	8.70	6.60	---	---	---	---	---	8.50
1957 .....	---	---	---	---	8.00	6.60	6.60	---	---	---	---	---	6.60
1958 .....	---	---	---	---	---	5.70	6.40	---	---	---	---	---	5.80
1959 .....	---	---	---	---	---	5.60	5.60	---	---	---	---	---	5.60
1960 .....	---	---	---	---	9.00	5.90	5.40	---	---	---	---	---	5.90
1961 1/ ..	---	---	---	---	---	9.90	5.30	---	---	---	---	---	8.70
<b>North Carolina:</b>													
1954 .....	---	---	---	---	6.85	5.35	7.00	---	---	---	---	---	5.85
1955 .....	---	---	---	---	6.35	4.85	4.65	---	---	---	---	---	5.35
1956 .....	---	---	---	---	10.00	9.00	6.60	---	---	---	---	---	8.90
1957 .....	---	---	---	---	6.40	5.00	5.60	---	---	---	---	---	5.40
1958 .....	---	---	---	---	10.00	4.40	6.40	---	---	---	---	---	4.60
1959 .....	---	---	---	---	6.70	5.40	5.40	---	---	---	---	---	5.90
1960 .....	---	---	---	---	7.50	5.30	5.30	---	---	---	---	---	5.50
1961 1/ ..	---	---	---	---	10.00	7.50	6.50	---	---	---	---	---	7.40
<b>Arkansas:</b>													
1954 .....	---	---	---	---	---	6.00	5.00	6.00	---	---	---	---	5.85
1955 .....	---	---	---	---	---	5.15	4.35	3.35	---	---	---	---	4.85
1956 .....	---	---	---	---	---	6.90	5.20	6.50	---	---	---	---	6.50
1957 .....	---	---	---	---	---	7.20	6.30	7.10	---	---	---	---	7.00
1958 .....	---	---	---	---	---	5.60	6.20	6.80	---	---	---	---	5.80
1959 .....	---	---	---	---	6.00	5.60	4.90	4.90	---	---	---	---	5.50
1960 .....	---	---	---	---	6.00	6.00	6.50	5.70	---	---	---	---	6.10
1961 1/ ..	---	---	---	---	6.00	5.50	5.30	5.50	---	---	---	---	5.60
<b>California:</b>													
1954 .....	---	---	---	25.30	16.70	11.30	9.50	---	---	---	---	---	11.85
1955 .....	---	---	---	26.70	16.20	10.20	7.85	---	---	---	---	---	10.50
1956 .....	---	---	---	25.00	21.30	14.70	9.70	---	---	---	---	---	13.40
1957 .....	---	---	---	21.90	17.30	10.70	16.30	---	---	---	---	---	14.50
1958 .....	---	---	---	25.60	20.30	13.20	9.00	---	---	---	---	---	12.90
1959 .....	---	---	---	22.90	11.40	8.20	10.90	---	---	---	---	---	10.40
1960 .....	---	---	---	11.40	11.40	9.30	9.60	---	---	---	---	---	9.90
1961 1/ ..	---	---	---	15.40	17.60	12.70	11.80	---	---	---	---	---	13.20
<b>Group Total:</b>													
1954 .....	---	---	---	25.30	12.50	7.65	8.80	6.50	---	---	---	---	8.60
1955 .....	---	---	---	26.70	12.10	6.60	6.60	6.85	---	---	---	---	7.31
1956 .....	---	---	---	25.00	18.20	10.70	8.80	5.30	---	---	---	---	10.20
1957 .....	---	---	---	21.90	13.70	7.60	13.40	8.40	---	---	---	---	10.00
1958 .....	---	---	---	25.60	19.50	7.70	7.50	5.40	---	---	---	---	8.29
1959 .....	---	---	---	22.90	9.90	6.90	8.80	6.10	---	---	---	---	7.99
1960 .....	---	---	---	11.40	10.50	6.60	8.10	6.80	---	---	---	---	7.31
1961 1/ ..	---	---	---	15.40	16.10	9.60	8.40	7.00	---	---	---	---	9.44
<b>SUMMER</b>													
<b>New Hampshire:</b>													
1954 .....	---	---	---	---	---	---	12.00	9.60	10.20	10.20	---	---	10.00
1955 .....	---	---	---	---	---	---	8.80	12.20	13.20	---	---	---	12.00
1956 .....	---	---	---	---	---	---	12.80	10.10	11.80	---	---	---	11.30
1957 .....	---	---	---	---	---	---	14.10	12.50	11.10	11.40	---	---	12.20
1958 .....	---	---	---	---	---	---	12.20	8.40	9.50	12.40	---	---	9.70
1959 .....	---	---	---	---	---	---	11.70	10.00	9.90	---	---	---	10.60
1960 .....	---	---	---	---	---	---	12.50	12.20	14.10	17.40	---	---	12.80
1961 1/ ..	---	---	---	---	---	---	13.50	11.50	11.80	15.00	---	---	12.10

1/ 1961 preliminary.

Table 4 Snap Beans: Prices received per hundredweight by farmers for fresh market--Con.

State, season, and year	Jan.	Feb.	Mar.	Apr.	May	June	July	Aug.	Sept.	Oct.	Nov.	Dec.	Season average
	Dol.	Dol.	Dol.	Dol.	Dol.	Dol.	Dol.	Dol.	Dol.	Dol.	Dol.	Dol.	Dol.
<b>SUMMER, Con.</b>													
<b>Massachusetts :</b>													
1954	---	---	---	---	---	---	20.00	12.00	9.00	9.40	8.60	---	10.40
1955	---	---	---	---	---	10.40	8.40	13.40	14.40	12.80	---	---	11.20
1956	---	---	---	---	---	---	13.10	10.00	11.80	15.00	---	---	11.30
1957	---	---	---	---	---	15.00	14.30	12.90	11.00	---	---	---	12.90
1958	---	---	---	---	---	---	11.80	8.80	10.00	11.50	---	---	10.00
1959	---	---	---	---	---	21.00	10.10	10.30	12.30	10.90	---	---	10.80
1960	---	---	---	---	---	14.10	12.10	12.10	12.40	11.30	---	---	12.20
1961 1/2	---	---	---	---	---	---	12.90	12.40	11.50	15.00	---	---	12.30
<b>Rhode Island:</b>													
1954	---	---	---	---	---	16.70	10.50	9.40	8.50	8.00	---	---	10.40
1955	---	---	---	---	---	10.20	7.60	13.00	14.00	12.00	---	---	10.80
1956	---	---	---	---	---	---	12.40	10.00	11.20	---	---	---	11.00
1957	---	---	---	---	---	14.50	15.50	13.80	11.30	---	---	---	13.80
1958	---	---	---	---	---	---	11.30	8.40	9.80	10.30	---	---	9.70
1959	---	---	---	---	---	17.00	10.30	11.60	11.20	10.40	---	---	10.90
1960	---	---	---	---	---	14.00	11.00	12.10	11.70	12.00	---	---	11.70
1961 1/2	---	---	---	---	---	---	12.50	11.70	11.00	15.30	---	---	12.00
<b>Connecticut:</b>													
1954	---	---	---	---	---	14.30	11.50	10.50	10.00	8.50	---	---	11.20
1955	---	---	---	---	---	10.40	8.40	13.60	14.00	12.00	---	---	11.00
1956	---	---	---	---	---	---	12.40	11.00	11.40	14.40	---	---	11.80
1957	---	---	---	---	---	14.50	14.60	14.70	12.10	11.80	---	---	13.80
1958	---	---	---	---	---	---	11.00	9.40	10.80	---	---	---	10.30
1959	---	---	---	---	---	17.00	10.40	10.70	11.80	11.00	---	---	10.90
1960	---	---	---	---	---	14.00	11.50	12.00	12.40	12.30	---	---	12.00
1961 1/2	---	---	---	---	---	14.50	13.60	13.40	12.80	14.50	---	---	13.40
<b>New York, L.I.:</b>													
1954	---	---	---	---	---	9.15	7.70	5.15	4.70	5.00	---	---	6.50
1955	---	---	---	---	---	4.00	4.65	7.00	7.85	5.85	---	---	5.65
1956	---	---	---	---	---	---	7.00	5.30	7.20	6.30	---	---	6.60
1957	---	---	---	---	---	8.00	8.60	8.70	6.60	8.30	---	---	8.00
1958	---	---	---	---	---	7.00	7.00	5.90	6.40	5.40	---	---	6.40
1959	---	---	---	---	---	8.00	6.00	6.10	6.80	4.00	---	---	6.00
1960	---	---	---	---	---	7.00	7.40	7.30	6.80	6.30	---	---	7.20
1961 1/2	---	---	---	---	---	8.00	7.50	8.00	5.90	5.60	---	---	7.30
<b>New York, Upst:</b>													
1954	---	---	---	---	---	---	8.30	7.30	5.50	6.70	---	---	7.00
1955	---	---	---	---	---	6.30	6.30	8.00	7.30	6.00	---	---	7.35
1956	---	---	---	---	---	---	8.80	7.00	8.30	7.30	---	---	7.80
1957	---	---	---	---	---	10.00	9.30	8.50	6.90	8.50	---	---	8.20
1958	---	---	---	---	---	---	7.10	6.30	7.20	8.70	---	---	6.80
1959	---	---	---	---	---	---	7.30	7.40	8.50	7.00	---	---	7.70
1960	---	---	---	---	---	---	8.70	8.10	8.70	7.70	---	---	8.40
1961 1/2	---	---	---	---	---	---	8.60	8.50	7.00	9.00	---	---	8.00
<b>Pennsylvania:</b>													
1954	---	---	---	---	---	11.20	9.85	8.15	6.85	8.00	---	---	8.50
1955	---	---	---	---	---	8.85	7.85	8.85	7.85	7.85	---	---	8.15
1956	---	---	---	---	---	9.50	10.20	8.00	8.30	9.30	---	---	8.90
1957	---	---	---	---	---	9.20	9.70	9.80	9.60	8.90	---	---	9.60
1958	---	---	---	---	---	10.80	8.70	6.20	7.50	7.80	---	---	7.80
1959	---	---	---	---	---	9.80	8.00	7.20	8.60	9.00	---	---	8.20
1960	---	---	---	---	---	9.80	9.20	7.90	7.60	8.40	---	---	8.20
1961 1/2	---	---	---	---	---	---	9.80	7.20	7.70	8.70	---	---	8.30

1/ 1961 preliminary.

Table 4 ---Snap Beans: Prices received per hundredweight by farmers for fresh market--Con.

State, season, and year	Jan.	Feb.	Mar.	Apr.	May	June	July	Aug.	Sept.	Oct.	Nov.	Dec.	Season average
	Dol.	Dol.	Dol.	Dol.	Dol.	Dol.	Dol.	Dol.	Dol.	Dol.	Dol.	Dol.	Dol.
<b>SUMMER, Con.</b>													
<b>Ohio:</b>													
1954 .....	---	---	---	---	---	10.30	10.20	7.35	6.15	6.65	---	---	7.85
1955 .....	---	---	---	---	---	8.30	5.70	8.00	8.30	8.50	---	---	7.50
1956 .....	---	---	---	---	---	10.80	10.30	8.20	8.30	9.20	---	---	8.90
1957 .....	---	---	---	---	---	10.50	9.00	10.00	8.50	10.50	---	---	9.30
1958 .....	---	---	---	---	---	8.50	7.50	7.00	7.50	8.50	---	---	7.50
1959 .....	---	---	---	---	---	9.00	8.50	6.00	8.50	8.00	---	---	7.60
1960 .....	---	---	---	---	---	7.00	8.00	7.40	6.80	8.00	---	---	7.40
1961 1/ ..	---	---	---	---	---	---	8.50	6.00	7.80	8.50	---	---	7.40
<b>Illinois:</b>													
1954 .....	---	---	---	---	---	8.50	8.15	6.35	7.00	7.00	---	---	7.50
1955 .....	---	---	---	---	---	7.00	5.20	7.10	7.20	7.50	---	---	6.65
1956 .....	---	---	---	---	---	12.70	10.20	6.00	7.70	8.30	---	---	8.90
1957 .....	---	---	---	---	---	6.30	9.30	7.30	6.90	7.80	---	---	7.50
1958 .....	---	---	---	---	---	9.20	7.00	5.30	6.50	8.30	---	---	7.00
1959 .....	---	---	---	---	---	7.50	6.70	5.20	9.10	9.10	---	---	7.20
1960 .....	---	---	---	---	---	8.30	8.20	6.50	7.30	7.00	---	---	7.40
1961 1/ ..	---	---	---	---	---	---	7.00	6.00	7.30	7.70	---	---	6.80
<b>Michigan:</b>													
1954 .....	---	---	---	---	---	---	10.00	7.35	8.35	10.00	---	---	8.50
1955 .....	---	---	---	---	---	---	6.80	9.00	10.50	10.50	---	---	8.85
1956 .....	---	---	---	---	---	---	13.30	6.70	7.50	11.70	---	---	7.60
1957 .....	---	---	---	---	---	---	8.70	7.40	7.30	8.60	---	---	7.70
1958 .....	---	---	---	---	---	---	5.30	5.90	7.60	8.70	---	---	6.70
1959 .....	---	---	---	---	---	7.10	7.10	6.00	7.80	7.80	---	---	6.80
1960 .....	---	---	---	---	---	---	7.30	7.50	6.80	8.40	---	---	7.30
1961 1/ ..	---	---	---	---	---	6.70	6.70	6.00	7.10	8.00	---	---	6.60
<b>Virginia:</b>													
1954 .....	---	---	---	---	---	---	7.35	5.65	---	---	---	---	6.65
1955 .....	---	---	---	---	---	---	3.60	5.10	6.60	---	---	---	4.35
1956 .....	---	---	---	---	---	---	8.00	5.30	6.70	---	---	---	6.30
1957 .....	---	---	---	---	---	7.00	6.50	8.10	7.70	---	---	---	7.40
1958 .....	---	---	---	---	---	---	6.00	5.90	7.50	---	---	---	6.00
1959 .....	---	---	---	---	---	---	6.80	6.20	6.70	---	---	---	6.40
1960 .....	---	---	---	---	---	---	5.50	6.00	6.90	---	---	---	6.00
1961 1/ ..	---	---	---	---	---	6.70	6.00	5.80	6.20	---	---	---	6.00
<b>North Carolina:</b>													
1954 .....	---	---	---	---	---	---	7.15	6.15	6.15	7.65	---	---	6.50
1955 .....	---	---	---	---	---	---	4.00	4.50	6.85	7.65	---	---	5.85
1956 .....	---	---	---	---	---	---	7.20	7.00	7.80	---	---	---	7.30
1957 .....	---	---	---	---	---	---	6.70	8.40	5.80	---	---	---	6.90
1958 .....	---	---	---	---	---	---	5.00	5.70	7.20	7.50	---	---	6.40
1959 .....	---	---	---	---	---	---	6.70	6.80	8.00	8.00	---	---	7.20
1960 .....	---	---	---	---	---	---	7.00	7.00	8.90	8.00	---	---	7.60
1961 1/ ..	---	---	---	---	---	---	6.30	6.40	7.90	7.00	---	---	6.80
<b>Georgia:</b>													
1954 .....	---	---	---	---	---	---	8.65	7.35	7.35	7.50	---	---	7.85
1955 .....	---	---	---	---	---	---	3.00	3.65	6.35	6.65	---	---	4.15
1956 .....	---	---	---	---	---	---	9.20	8.00	7.50	7.80	---	---	8.30
1957 .....	---	---	---	---	---	---	6.80	7.40	7.50	7.50	---	---	7.20
1958 .....	---	---	---	---	---	---	7.00	5.50	11.00	11.40	---	---	8.30
1959 .....	---	---	---	---	---	---	8.50	7.90	8.50	9.00	9.50	---	8.50
1960 .....	---	---	---	---	---	---	7.60	7.90	9.30	9.00	---	---	8.20
1961 1/ ..	---	---	---	---	---	---	6.80	7.80	9.50	10.00	10.00	---	9.40

1/ 1961 preliminary.

Table 4 ---Snap Beans: Prices received per hundredweight by farmers for fresh market--Con.

State, season, and year	Jan.	Feb.	Mar.	Apr.	May	June	July	Aug.	Sept.	Oct.	Nov.	Dec.	Season average
	Dol.	Dol.	Dol.	Dol.	Dol.	Dol.	Dol.	Dol.	Dol.	Dol.	Dol.	Dol.	Dol.
<b>SUMMER, Con.</b>													
<b>Tennessee:</b>													
1954 .....	---	---	---	---	---	6.65	6.65	5.15	6.15	---	---	---	6.00
1955 .....	---	---	---	---	---	6.85	4.50	4.85	6.65	6.00	---	---	5.35
1956 .....	---	---	---	---	---	9.00	6.50	6.50	5.80	5.30	---	---	6.30
1957 .....	---	---	---	---	---	6.90	6.20	7.00	5.20	5.80	---	---	6.30
1958 .....	---	---	---	---	---	---	5.50	5.00	7.00	---	---	---	5.40
1959 .....	---	---	---	---	---	5.50	6.00	5.40	6.00	6.00	---	---	5.70
1960 .....	---	---	---	---	---	6.00	5.70	5.70	6.50	6.20	---	---	5.90
1961 1/ ..	---	---	---	---	6.70	6.70	5.90	5.80	5.90	5.80	5.80	---	5.90
<b>Alabama:</b>													
1954 .....	---	---	---	---	---	---	11.00	11.00	13.20	17.00	---	---	12.15
1955 .....	---	---	---	---	---	---	4.65	6.35	8.65	10.70	---	---	7.00
1956 .....	---	---	---	---	---	---	10.00	11.30	11.80	11.70	---	---	11.20
1957 .....	---	---	---	---	---	---	8.40	8.90	10.40	10.20	---	---	9.20
1958 .....	---	---	---	---	---	---	7.70	7.60	7.60	7.60	---	---	7.70
1959 .....	---	---	---	---	---	---	9.00	9.00	9.40	8.50	8.50	---	8.90
1960 .....	---	---	---	---	---	---	6.10	6.90	6.40	6.40	5.40	---	6.50
1961 1/ ..	---	---	---	---	---	---	7.10	7.50	8.40	9.40	9.50	---	7.80
<b>Colorado:</b>													
1954 .....	---	---	---	---	---	---	10.30	7.50	8.65	---	---	---	8.85
1955 .....	---	---	---	---	---	---	6.65	6.35	8.65	---	---	---	7.00
1956 .....	---	---	---	---	---	---	9.00	8.30	7.70	---	---	---	8.30
1957 .....	---	---	---	---	---	---	11.50	8.00	8.50	8.50	---	---	8.80
1958 .....	---	---	---	---	---	---	7.40	7.80	8.50	8.50	---	---	7.80
1959 .....	---	---	---	---	---	---	10.50	8.80	9.40	9.40	---	---	9.50
1960 .....	---	---	---	---	---	---	8.00	9.00	9.50	8.00	---	---	8.80
1961 1/ ..	---	---	---	---	---	---	9.30	8.80	9.20	9.20	---	---	9.00
<b>Group Total:</b>													
1954 .....	---	---	---	---	---	9.80	8.85	7.35	6.55	7.65	---	---	7.55
1955 .....	---	---	---	---	---	7.90	6.00	7.05	7.85	7.80	---	---	7.11
1956 .....	---	---	---	---	---	11.60	9.20	7.40	8.20	9.10	---	---	8.15
1957 .....	---	---	---	---	---	9.40	8.90	8.70	7.10	9.10	---	---	8.29
1958 .....	---	---	---	---	---	9.70	7.20	6.40	7.50	8.60	---	---	7.10
1959 .....	---	---	---	---	---	9.00	7.70	7.10	8.50	9.20	---	---	7.72
1960 .....	---	---	---	---	---	8.60	8.20	7.80	8.40	7.90	---	---	8.10
1961 1/ ..	---	---	---	---	6.70	6.70	8.40	7.70	7.70	8.70	9.60	---	7.89
<b>EARLY FALL</b>													
<b>New Jersey:</b>													
1954 .....	---	---	---	---	---	---	---	---	5.65	5.65	---	---	5.65
1955 .....	---	---	---	---	---	---	---	---	9.65	8.00	6.50	---	8.85
1956 .....	---	---	---	---	---	---	---	---	6.30	8.50	---	---	7.60
1957 .....	---	---	---	---	---	---	---	---	6.20	9.30	---	---	7.30
1958 .....	---	---	---	---	---	---	---	---	7.50	7.40	---	---	7.50
1959 .....	---	---	---	---	---	---	---	---	10.30	6.90	---	---	9.00
1960 .....	---	---	---	---	---	---	---	---	7.10	7.70	---	---	7.30
1961 1/ ..	---	---	---	---	---	---	---	---	8.00	7.10	---	---	7.60
<b>Maryland:</b>													
1954 .....	---	---	---	---	---	---	---	---	5.00	4.50	---	---	4.85
1955 .....	---	---	---	---	---	---	---	---	6.35	5.35	---	---	5.85
1956 .....	---	---	---	---	---	---	---	---	6.10	5.90	---	---	6.00
1957 .....	---	---	---	---	---	---	---	---	5.50	6.60	---	---	6.00
1958 .....	---	---	---	---	---	---	---	---	7.00	6.80	---	---	6.90
1959 .....	---	---	---	---	---	---	---	---	8.00	5.70	---	---	6.80
1960 .....	---	---	---	---	---	---	---	---	5.90	7.50	7.00	---	6.70
1961 1/ ..	---	---	---	---	---	---	---	---	8.10	6.90	6.70	---	7.30

1/ 1961 preliminary.

Table 4 ---Snap Beans: Prices received per hundredweight by farmers for fresh market--Con.

State, season, and year	Jan.	Feb.	Mar.	Apr.	May	June	July	Aug.	Sept.	Oct.	Nov.	Dec.	Season average
	Dol.	Dol.	Dol.	Dol.	Dol.	Dol.	Dol.	Dol.	Dol.	Dol.	Dol.	Dol.	Dol.
<b>EARLY FALL, Con.:</b>													
<b>Virginia:</b>													
1954 .....	---	---	---	---	---	---	---	---	4.85	7.65	5.00	---	6.85
1955 .....	---	---	---	---	---	---	---	---	7.35	7.65	7.35	---	7.65
1956 .....	---	---	---	---	---	---	---	---	5.80	6.10	5.00	---	6.00
1957 .....	---	---	---	---	---	---	---	---	4.35	6.20	5.40	---	5.80
1958 .....	---	---	---	---	---	---	---	---	7.10	7.50	6.80	---	7.40
1959 .....	---	---	---	---	---	---	---	---	8.00	7.70	11.50	---	7.90
1960 .....	---	---	---	---	---	---	---	---	6.00	6.90	7.20	---	6.80
1961 1/ ..	---	---	---	---	---	---	---	---	8.70	5.60	5.20	---	5.80
<b>North Carolina:</b>													
1954 .....	---	---	---	---	---	---	---	---	6.85	7.20	7.20	---	7.15
1955 .....	---	---	---	---	---	---	---	---	---	---	7.50	---	7.50
1956 .....	---	---	---	---	---	---	---	---	6.70	6.70	6.30	---	6.70
1957 .....	---	---	---	---	---	---	---	---	7.00	6.10	5.30	---	6.10
1958 .....	---	---	---	---	---	---	---	---	---	7.70	5.00	---	7.00
1959 .....	---	---	---	---	---	---	---	---	9.00	8.50	11.00	---	9.00
1960 .....	---	---	---	---	---	---	---	---	---	7.10	7.50	---	7.10
1961 1/ ..	---	---	---	---	---	---	---	---	---	6.70	7.00	---	6.70
<b>South Carolina:</b>													
1954 .....	---	---	---	---	---	---	---	---	8.35	10.80	---	---	9.35
1955 .....	---	---	---	---	---	---	---	---	9.65	6.65	5.85	---	6.65
1956 .....	---	---	---	---	---	---	---	---	8.30	7.70	5.00	---	6.60
1957 .....	---	---	---	---	---	---	---	---	6.30	8.80	7.00	---	8.50
1958 .....	---	---	---	---	---	---	---	---	8.10	7.70	7.10	---	7.50
1959 .....	---	---	---	---	---	---	---	---	8.00	7.00	7.60	---	7.50
1960 .....	---	---	---	---	---	---	---	---	9.40	9.30	8.90	---	9.20
1961 1/ ..	---	---	---	---	---	---	---	---	7.10	7.40	7.40	---	7.40
<b>Mississippi:</b>													
1954 .....	---	---	---	---	---	---	---	---	9.65	9.00	---	---	9.15
1955 .....	---	---	---	---	---	---	---	---	7.85	6.65	---	---	7.00
1956 .....	---	---	---	---	---	---	---	---	7.50	6.20	---	---	6.50
1957 .....	---	---	---	---	---	---	---	---	7.20	6.80	---	---	6.90
1958 .....	---	---	---	---	---	---	---	---	7.00	7.00	5.00	---	6.90
1959 .....	---	---	---	---	---	---	---	---	10.50	9.40	---	---	9.70
1960 .....	---	---	---	---	---	---	---	---	7.50	6.90	6.90	---	7.10
1961 1/ ..	---	---	---	---	---	---	---	---	7.70	5.40	5.40	---	5.70
<b>Arkansas:</b>													
1954 .....	---	---	---	---	---	---	---	7.50	6.35	---	---	---	6.50
1955 .....	---	---	---	---	---	---	---	5.00	5.65	5.65	---	---	5.50
1956 .....	---	---	---	---	---	---	---	---	6.50	5.80	---	---	6.30
1957 .....	---	---	---	---	---	---	---	7.00	6.40	5.50	---	---	6.60
1958 .....	---	---	---	---	---	---	---	---	6.50	6.10	6.50	---	6.40
1959 .....	---	---	---	---	---	---	---	---	---	7.30	---	---	7.30
1960 .....	---	---	---	---	---	---	---	---	6.70	7.00	---	---	6.70
1961 1/ ..	---	---	---	---	---	---	---	---	5.70	6.00	---	---	5.70
<b>Louisiana:</b>													
1954 .....	---	---	---	---	---	---	---	---	11.70	7.85	11.70	---	8.15
1955 .....	---	---	---	---	---	---	---	---	---	6.00	5.50	---	6.00
1956 .....	---	---	---	---	---	---	---	---	8.20	6.00	6.50	---	6.10
1957 .....	---	---	---	---	---	---	---	---	7.50	8.30	7.70	---	8.30
1958 .....	---	---	---	---	---	---	---	---	8.10	6.80	6.80	---	6.80
1959 .....	---	---	---	---	---	---	---	---	11.00	8.00	12.00	---	9.20
1960 .....	---	---	---	---	---	---	---	---	8.20	7.10	7.10	7.10	7.10
1961 1/ ..	---	---	---	---	---	---	---	---	8.20	7.00	6.40	---	6.90

1/ 1961 preliminary.

Table 4 Snap Beans: Prices received per hundredweight by farmers for fresh market--Con.

State, season, and year	Jan.	Feb.	Mar.	Apr.	May	June	July	Aug.	Sept.	Oct.	Nov.	Dec.	Season average
	Dol.	Dol.	Dol.	Dol.	Dol.	Dol.	Dol.	Dol.	Dol.	Dol.	Dol.	Dol.	Dol.
<b>EARLY FALL, Con.</b>													
<b>California:</b>													
1954	---	---	---	---	---	---	---	8.35	9.65	10.50	11.30	19.00	10.35
1955	---	---	---	---	---	---	---	7.00	13.40	11.00	12.20	21.00	10.85
1956	---	---	---	---	---	---	---	8.00	9.30	14.50	20.70	21.70	11.00
1957	---	---	---	---	---	---	---	9.10	10.50	10.00	12.00	14.70	10.40
1958	---	---	---	---	---	---	9.00	7.50	10.00	15.70	21.70	---	11.00
1959	---	---	---	---	---	---	---	11.80	15.60	13.40	26.50	14.10	14.90
1960	---	---	---	---	---	---	---	12.90	11.70	14.30	15.50	8.40	13.20
1961 1/	---	---	---	---	---	---	---	11.00	12.20	14.10	18.10	12.40	12.70
<b>Group Total:</b>													
1954	---	---	---	---	---	---	---	8.35	7.45	8.30	11.15	19.00	8.70
1955	---	---	---	---	---	---	---	6.95	10.55	8.15	10.45	21.00	9.08
1956	---	---	---	---	---	---	---	8.00	8.00	8.00	10.90	21.70	8.33
1957	---	---	---	---	---	---	---	9.10	8.00	8.00	10.80	14.70	8.54
1958	---	---	---	---	---	---	9.00	7.50	8.60	8.70	10.80	---	8.71
1959	---	---	---	---	---	---	---	11.80	12.00	9.00	21.30	14.10	11.10
1960	---	---	---	---	---	---	---	12.90	8.70	8.50	11.10	8.00	9.24
1961 1/	---	---	---	---	---	---	---	11.00	9.70	7.30	9.20	12.40	8.53
<b>LATE FALL</b>													
<b>Florida:</b>													
1954	---	---	---	---	---	---	---	---	---	12.50	9.30	9.30	9.50
1955	---	---	---	---	---	---	---	---	---	9.20	7.30	7.60	7.50
1956	---	---	---	---	---	---	---	---	---	8.30	8.60	11.40	9.70
1957	---	---	---	---	---	---	---	---	---	8.50	9.00	10.50	9.50
1958	---	---	---	---	---	---	---	---	---	8.20	6.70	8.10	7.30
1959	---	---	---	---	---	---	---	---	12.70	14.00	11.30	12.20	11.80
1960	---	---	---	---	---	---	---	---	---	8.50	8.70	8.50	8.60
1961 1/	---	---	---	---	---	---	---	---	---	8.90	7.50	7.60	7.60
<b>Texas:</b>													
1954	---	---	---	---	---	---	---	---	---	8.15	7.85	7.50	7.85
1955	---	---	---	---	---	---	---	---	---	9.80	8.20	7.50	8.50
1956	---	---	---	---	---	---	---	---	---	7.70	8.70	---	8.40
1957	---	---	---	---	---	---	---	---	---	7.50	8.30	---	8.00
1958	---	---	---	---	---	---	---	---	---	8.40	7.10	6.60	7.20
1959	---	---	---	---	---	---	---	---	---	9.40	10.00	11.50	9.90
1960	---	---	---	---	---	---	---	---	10.00	8.70	9.50	---	9.40
1961 1/	---	---	---	---	---	---	---	15.00	15.00	9.00	9.10	9.00	10.10
<b>Group Total:</b>													
1954	---	---	---	---	---	---	---	---	---	12.00	9.20	9.25	9.41
1955	---	---	---	---	---	---	---	---	---	9.30	7.35	7.60	7.53
1956	---	---	---	---	---	---	---	---	---	8.20	8.60	11.40	9.67
1957	---	---	---	---	---	---	---	---	---	8.40	9.00	10.50	9.47
1958	---	---	---	---	---	---	---	---	---	8.20	6.70	8.10	7.30
1959	---	---	---	---	---	---	---	---	---	13.10	11.30	12.20	11.76
1960	---	---	---	---	---	---	---	---	10.00	8.50	8.70	8.50	8.61
1961 1/	---	---	---	---	---	---	---	15.00	15.00	8.90	7.50	7.60	7.65

1/ 1961 preliminary.



Table 5 Beets: Prices received per hundredweight by farmers for fresh market

State, season, and year	Jan.	Feb.	Mar.	Apr.	May	June	July	Aug.	Sept.	Oct.	Nov.	Dec.	Season average
	Dol.	Dol.	Dol.	Dol.	Dol.	Dol.	Dol.	Dol.	Dol.	Dol.	Dol.	Dol.	Dol.
<b>WINTER</b>													
<b>Texas:</b>													
1954 .....	1.75	1.65	1.65	1.85	1.90	---	---	---	---	---	1.90	1.90	1.75
1955 .....	1.65	1.55	1.35	1.35	1.25	1.25	---	---	---	---	3.15	2.50	1.55
1956 .....	2.10	1.55	1.25	1.15	1.15	1.15	---	---	---	---	1.55	1.55	1.65
1957 .....	1.40	1.30	1.35	1.35	.80	.80	---	---	---	---	2.00	2.00	1.40
1958 .....	1.95	1.95	1.90	1.75	1.75	---	---	---	---	---	1.00	1.05	1.90
1959 .....	1.35	1.10	1.00	.95	.90	.90	---	---	---	1.50	1.50	1.40	1.05
1960 .....	1.20	1.20	1.15	1.10	1.10	.95	---	---	---	---	1.60	1.20	1.20
1961 1/ ..	1.05	1.05	1.00	1.00	1.00	1.00	1.00	---	---	---	1.80	1.80	1.05
<b>SPRING</b>													
<b>Virginia:</b>													
1954 .....	---	---	---	---	4.25	3.45	---	---	---	---	---	---	4.05
1955 .....	---	---	---	---	5.30	2.90	---	---	---	---	---	---	4.35
1956 2/ ..	---	---	---	---	6.30	6.90	---	---	---	---	---	---	6.80
<b>North Carolina:</b>													
1954 .....	---	---	---	4.80	4.25	3.85	---	---	---	---	---	---	4.25
1955 .....	---	---	---	4.80	4.80	2.40	---	---	---	---	---	---	4.70
1956 .....	---	---	---	3.85	3.85	3.85	---	---	---	---	---	---	3.85
1957 .....	---	---	---	3.00	2.90	2.30	---	---	---	---	---	---	2.85
1958 .....	---	---	---	---	3.75	3.10	---	---	---	---	---	---	3.50
1959 .....	---	---	---	---	4.60	---	---	---	---	---	---	---	4.60
1960 .....	---	---	---	---	4.30	3.50	---	---	---	---	---	---	4.10
1961 1/ ..	---	---	---	---	5.10	4.10	---	---	---	---	---	---	5.00
<b>South Carolina:</b>													
1954 .....	---	---	6.90	5.80	4.80	7.30	---	---	---	---	---	---	5.40
1955 .....	---	---	---	6.75	6.25	---	---	---	---	---	---	---	6.35
1956 .....	---	---	---	5.80	4.25	4.90	---	---	---	---	---	---	4.75
1957 .....	---	---	---	6.50	4.30	5.20	---	---	---	---	---	---	5.30
1958 .....	---	---	---	8.00	7.50	5.90	---	---	---	---	---	---	7.40
1959 .....	---	---	6.90	6.90	6.90	---	---	---	---	---	---	---	6.90
1960 .....	---	---	---	8.30	8.00	8.50	---	---	---	---	---	---	8.10
1961 1/ ..	---	---	---	8.80	6.40	6.90	---	---	---	---	---	---	6.60
<b>Group Total:</b>													
1954 .....	---	---	6.90	5.80	4.40	3.50	---	---	---	---	---	---	4.60
1955 .....	---	---	---	6.50	5.40	2.80	---	---	---	---	---	---	5.27
1956 .....	---	---	---	5.50	4.15	6.00	---	---	---	---	---	---	4.87
1957 .....	---	---	---	6.10	3.45	3.05	---	---	---	---	---	---	4.07
1958 .....	---	---	---	---	5.60	3.30	---	---	---	---	---	---	5.10
1959 .....	---	---	6.90	6.90	5.40	---	---	---	---	---	---	---	5.52
1960 .....	---	---	---	8.30	6.00	4.50	---	---	---	---	---	---	6.16
1961 1/ ..	---	---	---	8.80	5.80	5.50	---	---	---	---	---	---	5.89
<b>SUMMER</b>													
<b>New Jersey:</b>													
1954 .....	---	---	---	---	5.10	3.20	1.70	1.30	1.45	1.45	1.40	1.25	2.10
1955 .....	1.55	1.85	---	---	3.85	2.20	1.85	2.40	2.80	2.20	2.80	3.60	2.30
1956 .....	3.85	---	---	---	---	3.25	1.90	1.45	1.45	1.45	1.75	1.85	2.10
1957 .....	1.85	1.45	1.60	1.75	7.40	5.00	4.35	4.35	3.45	2.70	2.50	2.40	4.25
1958 .....	3.45	3.30	3.10	3.00	2.40	3.25	2.20	1.75	1.80	1.45	1.90	2.75	2.40
1959 .....	3.10	3.20	2.95	---	4.05	2.85	2.50	2.15	2.30	2.60	2.85	2.95	2.65
1960 .....	2.75	2.35	2.50	2.15	3.20	2.75	2.75	2.20	2.35	2.45	2.35	2.80	2.65
1961 1/ ..	2.75	2.90	2.65	---	---	3.30	2.10	1.90	2.75	2.45	2.85	2.90	2.75

1/ 1961 preliminary. 2/ Discontinued 1956.

Table 5 --Beets: Prices received per hundredweight by farmers for fresh market--Con.

State, season, and year	Jan.	Feb.	Mar.	Apr.	May	June	July	Aug.	Sept.	Oct.	Nov.	Dec.	Season average
	Dol.	Dol.	Dol.	Dol.	Dol.	Dol.	Dol.	Dol.	Dol.	Dol.	Dol.	Dol.	Dol.
<b>SUMMER, Con.</b>													
<b>Pennsylvania:</b>													
1954 .....	1.90	1.75	---	---	---	2.70	3.25	3.55	3.15	3.15	2.80	1.90	3.10
1955 .....	2.10	---	---	---	---	3.35	2.70	2.90	3.15	3.10	2.90	3.85	3.10
1956 .....	3.35	---	---	---	---	4.05	3.85	3.35	3.65	3.10	2.70	2.20	3.35
1957 .....	2.00	2.00	1.80	---	7.00	3.60	3.95	5.20	4.15	3.30	3.60	2.75	3.85
1958 .....	2.95	3.10	2.90	2.60	---	2.00	1.75	3.55	3.20	3.30	2.85	3.35	2.75
1959 .....	3.25	3.10	3.15	---	---	2.90	3.10	3.15	3.45	3.15	3.20	3.50	3.15
1960 .....	3.50	3.00	3.00	---	---	4.00	4.30	3.70	3.30	3.60	3.50	3.20	3.70
1961 1/ ..	3.10	3.00	3.00	---	---	4.60	4.00	3.90	3.70	3.75	3.65	3.50	3.90
<b>Group Total:</b>													
1954 .....	1.90	1.75	---	---	5.10	3.00	2.50	2.75	2.60	2.65	2.35	1.60	2.68
1955 .....	2.00	1.85	---	---	3.85	2.60	2.20	2.65	3.05	2.80	2.90	3.70	2.70
1956 .....	3.50	---	---	---	---	3.45	3.05	2.60	2.80	2.50	2.20	2.00	2.76
1957 .....	1.95	1.90	1.80	---	7.30	4.50	4.20	4.75	3.80	3.10	3.25	2.60	4.06
1958 .....	3.15	3.20	3.05	2.80	2.40	2.95	2.00	2.50	2.60	2.60	2.50	3.10	2.56
1959 .....	3.15	3.10	3.10	---	4.05	2.80	2.75	2.65	3.00	2.90	3.00	3.30	2.87
1960 .....	3.25	2.70	2.85	2.15	3.20	3.00	3.55	3.05	2.90	3.30	3.20	3.05	3.13
1961 1/ ..	3.00	2.95	2.80	---	---	3.50	3.05	2.90	3.30	3.30	3.40	3.15	3.26

1/ 1961 preliminary.

Table 6 ---Broccoli: Prices received per hundredweight by farmers for fresh market

State, season, and year	Jan.	Feb.	Mar.	Apr.	May	June	July	Aug.	Sept.	Oct.	Nov.	Dec.	Season average
	Dol.	Dol.	Dol.	Dol.	Dol.	Dol.	Dol.	Dol.	Dol.	Dol.	Dol.	Dol.	Dol.
<b>WINTER</b>													
<b>South Carolina:</b>													
1954 .....	7.50	8.50	---	---	---	---	---	---	---	---	---	13.80	8.55
1955 .....	13.40	12.10	12.10	---	---	---	---	---	---	---	10.70	10.10	12.85
1956 .....	10.20	8.30	9.20	---	---	---	---	---	---	---	10.10	11.00	9.50
1957 .....	11.30	8.80	7.70	---	---	---	---	---	---	---	11.10	11.10	9.30
1958 .....	11.90	9.50	9.00	---	---	---	---	---	---	---	---	11.00	10.80
1959 .....	8.00	7.30	---	---	---	---	---	---	---	---	---	---	8.40
1960 .....	9.00	8.50	9.00	---	---	---	---	---	---	---	---	10.80	8.90
1961 1/ 2/ ..	12.50	9.50	11.00	---	---	---	---	---	---	---	---	---	10.80
<b>Texas:</b>													
1954 .....	7.50	7.40	7.15	---	---	---	---	---	---	---	9.30	9.30	7.75
1955 .....	9.75	10.10	8.95	---	---	---	---	---	---	---	9.50	9.20	9.50
1956 .....	9.30	10.00	9.50	---	---	---	---	---	9.50	9.50	9.50	9.50	9.60
1957 .....	8.90	8.30	8.00	8.00	---	---	---	---	---	---	9.50	10.20	8.70
1958 .....	9.50	9.00	9.00	---	---	---	---	---	---	---	8.40	8.40	9.20
1959 .....	9.10	9.10	8.80	---	---	---	---	---	---	---	8.90	8.90	8.90
1960 .....	12.00	11.60	10.40	10.40	---	---	---	---	---	---	---	12.00	10.80
1961 1/ ..	12.00	10.80	12.50	12.50	---	---	---	---	---	---	---	12.00	11.40
<b>Arizona:</b>													
1954 .....	8.55	8.80	7.25	---	---	---	---	---	---	---	10.10	10.10	8.95
1955 .....	10.10	10.10	10.10	---	---	---	---	---	---	---	9.50	9.50	10.10
1956 .....	9.50	9.80	8.90	---	---	---	---	---	---	---	11.00	11.40	9.50
1957 .....	9.50	9.50	9.50	---	---	---	---	---	---	---	10.00	10.00	9.90
1958 .....	11.80	12.00	14.30	14.30	---	---	---	---	12.20	12.20	12.20	12.20	11.80
1959 .....	12.10	11.90	11.50	11.50	---	---	---	---	---	---	14.30	13.50	11.90
1960 .....	14.10	14.30	13.10	---	---	---	---	---	---	---	9.40	---	13.80
1961 1/ ..	13.10	13.10	13.10	---	---	---	---	---	---	---	14.30	12.30	12.90
<b>Group Total:</b>													
1954 .....	7.55	7.55	7.15	---	---	---	---	---	---	---	9.45	9.85	7.90
1955 .....	9.95	10.25	9.30	---	---	---	---	---	---	---	9.80	9.25	9.80
1956 .....	9.40	9.90	9.00	---	---	---	---	---	9.50	10.20	9.90	9.90	9.55
1957 .....	9.10	8.60	8.10	8.00	---	---	---	---	---	---	10.00	10.10	9.00
1958 .....	10.70	9.60	9.40	14.30	---	---	---	---	12.20	9.70	10.40	10.40	10.20
1959 .....	10.30	10.10	9.50	11.50	---	---	---	---	---	---	12.80	11.20	10.10
1960 .....	12.50	11.90	10.60	10.40	---	---	---	---	---	---	9.40	12.00	11.50
1961 1/ ..	12.60	11.40	12.60	12.50	---	---	---	---	---	---	14.30	12.00	11.90
<b>EARLY SPRING</b>													
<b>California:</b>													
1954 .....	7.50	7.50	6.40	5.20	7.50	8.00	---	---	---	---	---	---	6.65
1955 .....	12.40	10.10	9.15	8.80	8.45	7.25	---	---	---	---	---	9.50	9.15
1956 .....	9.30	9.50	8.80	10.20	8.00	7.30	---	---	---	---	---	6.30	9.00
1957 .....	7.10	7.40	6.20	6.50	7.70	8.30	---	---	---	---	---	9.10	6.90
1958 .....	9.40	8.40	9.10	8.20	10.10	10.10	---	---	---	---	---	9.10	8.90
1959 .....	9.40	9.80	7.40	7.60	8.80	8.60	---	---	---	---	---	12.00	8.20
1960 .....	11.70	9.40	9.30	9.40	10.50	9.80	---	---	---	---	---	10.80	9.70
1961 1/ ..	10.60	10.50	9.80	9.20	10.30	8.60	---	---	---	---	---	---	9.80
<b>LATE SPRING</b>													
<b>New Jersey:</b>													
1954 .....	---	---	---	---	---	8.35	8.10	---	---	---	---	---	8.20
1955 .....	---	---	---	---	8.60	7.70	7.30	---	---	---	---	---	7.60
1956 .....	---	---	---	---	13.30	12.60	14.30	---	---	---	---	---	13.40
1957 .....	---	---	---	---	5.20	6.00	6.30	---	---	---	---	---	6.10
1958 .....	---	---	---	---	6.90	7.30	6.20	---	---	---	---	---	6.70
1959 .....	---	---	---	---	6.90	6.80	6.60	---	---	---	---	---	6.70
1960 .....	---	---	---	---	7.40	7.40	6.80	---	---	---	---	---	7.10
1961 1/ ..	---	---	---	---	---	7.30	6.20	---	---	---	---	---	6.70

1/ 1961 preliminary. 2/ Discontinued 1961.

Table 6 --Broccoli: Prices received per hundredweight by farmers for fresh market--Con.

State, season, and year	Jan.	Feb.	Mar.	Apr.	May	June	July	Aug.	Sept.	Oct.	Nov.	Dec.	Season average
	Dol.	Dol.	Dol.	Dol.	Dol.	Dol.	Dol.	Dol.	Dol.	Dol.	Dol.	Dol.	Dol.
<b>LATE SPRING, Con</b>													
<b>Virginia:</b>													
1954 .....	---	---	---	---	---	---	---	---	---	---	---	---	2/10.10
1955 .....	---	---	---	---	---	---	---	---	---	---	---	---	2/ 9.05
1956 .....	---	---	---	---	12.80	11.10	---	---	---	---	---	---	12.30
1957 .....	---	---	---	---	9.50	13.00	---	---	---	---	---	---	10.30
1958 .....	---	---	---	---	15.30	11.10	10.00	---	---	---	---	---	12.80
1959 .....	---	---	---	---	---	---	---	---	---	---	---	---	---
1960 .....	---	---	---	---	12.50	10.00	---	---	---	---	---	---	11.40
1961 1/ ..	---	---	---	---	8.00	9.00	---	---	---	---	---	---	8.50
<b>Group Total:</b>													
1954 .....	---	---	---	---	---	8.35	8.10	---	---	---	---	---	9.30
1955 .....	---	---	---	---	8.60	7.70	7.30	---	---	---	---	---	8.10
1956 .....	---	---	---	---	12.90	12.40	14.30	---	---	---	---	---	13.20
1957 .....	---	---	---	---	7.30	6.50	6.30	---	---	---	---	---	6.60
1958 .....	---	---	---	---	11.10	7.40	6.30	---	---	---	---	---	7.00
1959 .....	---	---	---	---	6.90	6.80	6.60	---	---	---	---	---	6.70
1960 .....	---	---	---	---	8.70	7.50	6.80	---	---	---	---	---	7.20
1961 1/ ..	---	---	---	---	8.00	7.50	6.20	---	---	---	---	---	6.90
<b>FALL</b>													
<b>New York:</b>													
1954 .....	---	---	---	---	---	7.85	8.35	8.35	7.15	6.90	6.65	6.90	7.40
1955 .....	---	---	---	---	---	7.60	7.85	9.30	9.50	9.15	8.55	---	8.80
1956 .....	---	---	---	---	---	8.30	8.60	8.80	7.40	5.80	6.30	---	6.80
1957 .....	---	---	---	---	---	8.50	8.00	8.00	7.70	7.40	7.20	---	7.80
1958 .....	---	---	---	---	---	---	8.20	7.50	7.00	8.60	8.50	---	8.00
1959 .....	---	---	---	---	---	---	---	---	9.20	8.80	8.00	---	8.60
1960 .....	---	---	---	---	---	10.50	9.30	8.50	8.20	8.60	10.00	---	9.00
1961 1/ ..	---	---	---	---	---	10.50	9.30	9.00	7.80	7.30	7.50	---	8.40
<b>New Jersey:</b>													
1954 .....	---	---	---	---	---	---	---	7.70	11.90	9.40	13.80	10.50	10.95
1955 .....	---	---	---	---	---	---	---	11.40	13.10	12.10	10.50	7.90	11.30
1956 .....	---	---	---	---	---	---	---	12.40	10.70	8.70	8.50	8.00	9.20
1957 .....	---	---	---	---	---	---	---	5.90	5.80	4.95	5.00	4.95	5.20
1958 .....	---	---	---	---	---	---	---	5.00	6.00	5.50	5.20	3.45	5.40
1959 .....	---	---	---	---	---	---	---	5.90	7.20	6.30	5.10	---	6.10
1960 .....	---	---	---	---	---	---	---	6.70	6.40	4.80	4.90	3.15	5.30
1961 1/ ..	---	---	---	---	---	---	---	6.40	4.80	4.80	3.95	3.90	4.50
<b>Pennsylvania:</b>													
1954 .....	---	---	---	---	11.30	11.30	11.30	10.20	11.70	12.60	15.20	11.30	11.80
1955 .....	---	---	---	---	---	10.80	9.55	9.90	11.90	10.80	9.55	---	10.60
1956 .....	---	---	---	---	---	10.30	10.10	10.00	9.90	8.30	8.20	---	9.40
1957 .....	---	---	---	---	11.00	11.00	8.30	7.00	8.20	6.70	6.90	6.90	7.90
1958 .....	---	---	---	---	---	9.00	9.00	9.50	10.00	10.30	10.80	10.80	9.90
1959 .....	---	---	---	---	---	12.00	12.00	12.00	10.90	9.20	10.40	10.30	10.90
1960 .....	---	---	---	---	---	13.50	13.00	11.50	13.50	10.70	10.60	10.50	11.90
1961 1/ ..	---	---	---	---	---	11.30	11.00	10.50	11.30	11.40	11.40	11.50	11.20
<b>Virginia:</b>													
1954 .....	6.80	---	---	---	12.30	7.50	---	---	---	11.00	11.00	11.00	10.70
1955 .....	11.00	---	---	---	10.00	8.35	---	---	---	8.60	8.60	9.05	8.80
1956 .....	---	---	---	---	---	---	---	---	---	6.40	6.20	7.80	6.90
1957 .....	---	---	---	---	---	---	---	---	---	9.60	10.00	12.50	10.10
1958 .....	---	---	---	---	---	---	---	---	---	---	---	---	---
1959 .....	---	---	---	---	---	---	---	---	---	10.50	10.00	10.00	8.90
1960 .....	8.50	7.50	---	---	---	---	---	---	---	7.90	7.50	8.00	7.60
1961 1/ ..	---	---	---	---	---	---	---	---	---	---	---	---	---

1/ 1961 preliminary. 2/ Monthly prices not available.

Table 6 ---Broccoli: Prices received per hundredweight by farmers for fresh market

State, season, and year	Jan.	Feb.	Mar.	Apr.	May	June	July	Aug.	Sept.	Oct.	Nov.	Dec.	Season average
	Dol.	Dol.	Dol.	Dol.	Dol.	Dol.	Dol.	Dol.	Dol.	Dol.	Dol.	Dol.	Dol.
<b>FALL, Con.</b>													
<b>Washington:</b>													
1954 .....	---	---	---	---	---	---	---	11.90	11.90	11.90	11.90	---	11.90
1955 .....	---	---	---	---	---	---	---	10.70	10.00	10.00	10.00	---	10.00
1956 .....	---	---	---	---	---	---	---	---	12.20	12.20	11.50	---	12.00
1957 .....	---	---	---	---	---	---	---	12.10	12.10	11.40	---	---	12.00
1958 .....	---	---	---	---	---	---	---	---	13.00	13.80	12.50	12.50	13.30
1959 .....	---	---	---	---	---	---	---	---	13.50	11.80	11.80	---	12.60
1960 .....	---	---	---	---	---	---	---	---	---	12.00	10.70	---	11.40
1961 1/ ..	---	---	---	---	---	---	---	11.00	11.00	10.80	11.10	---	11.00
<b>Oregon:</b>													
1954 .....	6.90	---	---	---	---	---	---	---	9.15	8.35	7.75	9.30	8.55
1955 .....	10.20	---	---	---	---	---	---	9.05	8.10	7.60	7.85	---	7.85
1956 .....	---	---	---	---	---	---	---	9.00	9.00	9.00	9.00	8.00	8.90
1957 .....	---	---	---	---	---	---	---	---	10.50	10.50	10.50	9.60	9.90
1958 .....	9.20	8.90	---	---	---	---	---	---	11.80	11.30	10.40	10.50	11.00
1959 .....	---	---	---	---	---	---	---	---	12.50	11.00	10.50	9.50	10.60
1960 .....	9.40	---	---	---	---	---	---	---	9.20	9.40	9.20	9.40	9.30
1961 1/ ..	---	---	---	---	---	---	---	---	9.50	9.50	9.50	9.40	9.50
<b>California:</b>													
1954 .....	7.60	---	---	---	---	---	---	9.90	9.65	9.15	10.50	10.90	10.60
1955 .....	12.40	---	---	---	---	---	9.15	9.50	8.70	8.00	9.05	9.05	8.80
1956 .....	9.15	---	---	---	---	---	7.40	6.90	6.80	8.10	7.80	7.40	7.40
1957 .....	7.10	---	---	---	---	---	8.30	8.10	8.10	9.00	8.80	9.20	8.80
1958 .....	8.70	---	---	---	---	---	10.30	9.20	8.80	8.40	8.50	8.50	8.80
1959 .....	9.40	---	---	---	---	---	9.90	9.80	13.10	10.70	11.50	12.00	11.50
1960 .....	11.70	---	---	---	---	---	9.80	9.60	9.60	10.30	9.80	10.80	10.20
1961 1/ ..	10.60	---	---	---	---	---	8.60	12.40	11.80	10.20	10.30	10.40	10.60
<b>Group Total:</b>													
1954 .....	7.60	---	---	---	12.00	9.65	10.40	9.65	10.30	9.80	10.80	10.70	10.60
1955 .....	12.30	---	---	---	10.00	9.45	9.10	9.75	9.75	9.20	9.35	9.00	9.30
1956 .....	9.15	---	---	---	---	10.30	9.10	9.00	8.10	8.30	7.80	7.50	8.00
1957 .....	7.10	---	---	---	11.00	10.60	8.30	7.30	7.80	7.50	7.60	10.40	8.10
1958 .....	8.70	8.90	---	---	---	9.00	9.40	8.00	8.50	7.80	7.90	8.40	8.40
1959 .....	9.40	---	---	---	---	12.00	11.10	8.90	11.20	9.50	10.50	11.80	10.60
1960 .....	11.40	7.50	---	---	---	12.90	11.20	9.10	8.80	8.90	9.20	10.50	9.70
1961 1/ ..	10.60	---	---	---	---	11.00	10.00	11.50	10.10	9.00	9.70	10.20	9.80

1/ 1961 preliminary.

Table 7 ---Brussels Sprouts: Prices received per hundredweight by farmers for fresh market

State, season, and year	Jan.	Feb.	Mar.	Apr.	May	June	July	Aug.	Sept.	Oct.	Nov.	Dec.	Season average
	Dol.	Dol.	Dol.	Dol.	Dol.	Dol.	Dol.	Dol.	Dol.	Dol.	Dol.	Dol.	Dol.
<b>WINTER</b>													
Texas:													
1954	---	---	---	---	---	---	---	---	---	---	---	---	2/ 14.00
1955	---	---	---	---	---	---	---	---	---	---	---	---	2/ 11.00
1956	---	---	---	---	---	---	---	---	---	---	6.00	12.20	12.00
1957	11.50	7.00	7.50	7.00	---	---	---	---	---	---	---	---	9.00
1958	---	11.00	9.50	9.50	---	---	---	---	---	---	---	12.00	10.00
1959	12.00	11.00	10.00	---	---	---	---	---	---	---	---	12.50	11.30
1960	3/ 12.50	11.50	11.50	---	---	---	---	---	---	---	---	---	12.00
<b>FALL</b>													
New York:													
1954	12.00	---	---	---	---	---	---	15.00	15.00	14.20	15.00	11.80	14.20
1955	11.00	---	---	---	---	---	---	20.00	17.50	14.20	14.60	14.20	14.80
1956	15.00	15.00	---	---	---	---	---	13.50	15.50	12.00	13.50	11.20	13.00
1957	---	---	---	---	---	---	---	12.00	10.10	11.30	11.60	10.20	11.00
1958	10.50	---	---	---	---	---	---	14.00	13.70	14.40	14.80	17.10	14.80
1959	17.00	---	---	---	---	---	---	15.00	13.50	13.80	13.50	11.50	13.10
1960	12.00	12.50	---	---	---	---	---	12.00	12.00	12.20	12.20	11.20	12.00
1961 1/	11.50	11.50	---	---	---	---	---	---	10.00	11.60	11.00	11.00	11.20
California:													
1954	9.60	10.90	---	---	---	---	---	11.00	6.05	5.50	4.55	5.25	6.40
1955	7.60	10.60	12.00	---	---	---	---	5.80	5.30	5.80	5.60	7.60	6.30
1956	8.80	13.80	---	---	---	---	---	5.00	6.50	5.40	6.80	6.50	6.30
1957	7.00	7.00	---	---	---	---	---	4.20	6.30	7.00	6.80	6.00	5.90
1958	5.00	5.00	5.00	---	---	---	---	5.80	5.60	6.30	6.70	8.80	7.50
1959	9.50	8.00	6.50	---	---	---	5.00	5.90	5.60	6.10	7.10	6.50	6.30
1960	6.00	7.10	8.40	---	---	---	---	4.45	3.65	4.05	4.85	6.20	5.50
1961 1/	8.00	8.60	---	---	---	---	---	3.60	3.80	4.70	8.30	8.30	6.60
Group Total:													
1954	9.70	10.90	---	---	---	---	---	11.00	7.50	6.60	6.00	5.80	7.10
1955	7.60	10.55	12.00	---	---	---	---	8.65	6.60	7.25	7.70	8.30	7.55
1956	8.80	13.80	---	---	---	---	---	5.70	7.70	6.70	7.90	6.80	7.10
1957	7.00	7.00	---	---	---	---	---	4.20	7.10	8.40	8.70	6.80	7.00
1958	5.10	5.00	5.00	---	---	---	---	7.00	7.90	9.10	9.30	9.60	9.00
1959	9.50	8.00	6.50	---	---	---	5.00	6.50	6.70	7.90	8.70	7.20	7.30
1960	6.40	7.60	8.40	---	---	---	---	5.00	5.10	6.10	6.40	6.70	6.50
1961 1/	8.20	8.80	---	---	---	---	---	3.60	4.00	5.50	8.70	8.60	6.99

1/ 1961 preliminary.

2/ Monthly prices not available.

3/ Discontinued 1960.

Table 8 --Cabbage: Prices received per hundredweight by farmers for fresh market

State, season, and year	Jan.	Feb.	Mar.	Apr.	May	June	July	Aug.	Sept.	Oct.	Nov.	Dec.	Season average
	Dol.	Dol.	Dol.	Dol.	Dol.	Dol.	Dol.	Dol.	Dol.	Dol.	Dol.	Dol.	Dol.
<b>WINTER</b>													
<b>Florida:</b>													
1954 .....	1.30	1.35	1.80	1.30	1.35	---	---	---	---	---	---	4.20	1.50
1955 .....	2.65	2.25	2.15	2.95	4.10	---	---	---	---	---	3.30	2.90	2.60
1956 .....	2.30	1.30	1.95	1.75	1.25	2.00	---	---	---	---	---	1.90	1.90
1957 .....	2.10	2.25	3.90	2.05	1.60	---	---	---	---	---	---	3.35	2.60
1958 .....	3.30	5.10	3.00	2.90	2.10	2.00	---	---	---	---	2.70	3.80	3.10
1959 .....	3.40	2.10	1.95	1.80	2.20	---	---	---	---	---	5.30	4.50	2.30
1960 .....	2.90	2.00	1.80	2.15	4.60	---	---	---	---	---	---	3.10	2.40
1961 1/ ..	1.90	1.80	1.75	1.80	2.05	---	---	---	---	---	1.95	2.10	1.90
<b>Texas:</b>													
1954 .....	.45	.40	1.15	.90	.75	---	---	---	---	2.20	1.85	2.55	.65
1955 .....	1.60	1.40	.90	1.30	1.25	---	---	---	---	2.00	2.70	2.30	1.55
1956 .....	1.20	.46	1.00	1.00	.75	---	---	---	---	---	.95	.90	1.05
1957 .....	1.30	2.25	2.75	2.45	1.20	---	---	---	---	---	1.55	1.95	1.75
1958 .....	1.80	3.40	1.70	1.70	1.65	---	---	---	---	---	2.00	2.80	2.05
1959 .....	2.30	1.00	.60	.50	.50	---	---	---	---	---	3.45	2.75	1.10
1960 .....	1.25	.85	.70	1.50	2.65	---	---	---	---	1.50	1.30	.75	1.35
1961 1/ ..	.70	.75	.85	1.00	1.25	---	---	---	---	2.00	.95	.55	.85
<b>Arizona:</b>													
1954 .....	1.30	.70	1.15	.85	---	---	---	---	---	---	2.75	3.25	1.00
1955 .....	2.50	2.40	2.40	2.25	2.00	---	---	---	---	---	4.80	3.45	2.75
1956 .....	2.65	1.75	1.75	1.65	1.50	---	---	---	---	---	3.00	2.20	3.10
1957 .....	2.50	2.75	5.30	2.75	2.75	2.75	---	---	---	---	2.70	3.50	2.90
1958 .....	3.75	6.30	3.60	3.10	3.10	3.10	---	---	---	---	2.70	4.60	4.05
1959 .....	3.80	2.75	2.75	2.30	2.25	2.25	---	---	---	2.35	3.00	4.50	3.40
1960 .....	3.10	2.00	2.05	4.50	5.80	---	---	---	---	---	2.10	3.10	3.60
1961 1/ ..	2.30	2.20	2.35	2.15	2.55	3.00	---	---	---	1.50	2.55	2.30	2.55
<b>California:</b>													
1954 .....	1.80	1.40	1.70	---	---	---	---	---	---	---	---	2.00	1.60
1955 .....	3.55	2.75	1.70	---	---	---	---	---	---	---	---	3.00	2.40
1956 .....	2.30	1.75	1.70	---	---	---	---	---	---	---	---	2.05	2.15
1957 .....	2.10	2.40	2.60	---	---	---	---	---	---	---	---	2.10	2.35
1958 .....	3.15	4.45	3.15	---	---	---	---	---	---	---	---	2.30	3.50
1959 .....	3.10	2.35	1.95	---	---	---	---	---	---	---	---	3.05	2.50
1960 .....	3.10	2.05	1.65	---	---	---	---	---	---	---	---	1.95	2.45
1961 1/ ..	2.15	1.85	1.90	---	---	---	---	---	---	---	---	2.40	1.95
<b>Group Total:</b>													
1954 .....	.85	.92	1.60	1.25	1.15	---	---	---	---	---	2.25	2.65	1.10
1955 .....	2.20	1.95	1.80	2.70	3.65	---	---	---	---	---	4.05	3.30	2.20
1956 .....	1.75	.95	1.55	1.60	1.20	2.00	---	---	---	---	1.25	1.40	1.60
1957 .....	1.75	2.30	3.30	2.15	1.60	2.75	---	---	---	---	2.00	2.35	2.25
1958 .....	2.65	4.25	2.40	2.40	2.10	2.10	---	---	---	---	2.50	3.10	2.80
1959 .....	3.00	1.85	1.45	1.25	1.65	2.25	---	---	---	2.35	3.65	3.10	1.95
1960 .....	2.10	1.55	1.30	2.00	4.10	---	---	---	---	1.50	1.50	1.70	2.00
1961 1/ ..	1.50	1.40	1.45	1.50	2.00	3.00	---	---	---	2.00	1.35	1.50	1.50
<b>EARLY SPRING</b>													
<b>South Carolina:</b>													
1954 .....	---	---	1.55	1.65	1.70	1.75	---	---	---	---	---	---	1.65
1955 .....	---	---	2.50	2.80	3.80	3.40	---	---	---	---	---	---	3.20
1956 .....	---	---	---	2.30	1.60	---	---	---	---	---	---	---	2.00
1957 .....	---	---	5.40	3.05	2.00	2.50	---	---	---	---	---	---	2.65
1958 .....	---	---	---	3.20	2.30	2.10	---	---	---	---	---	---	2.30
1959 .....	---	---	---	2.40	2.30	2.55	---	---	---	---	---	---	2.30
1960 .....	---	---	---	2.95	4.90	3.25	---	---	---	---	---	---	4.80
1961 1/ ..	---	---	---	2.25	1.80	3.10	---	---	---	---	---	---	1.95

1/ 1961 preliminary.

Table 8 .--Cabbage: Prices received per hundredweight by farmers for fresh market--Con.

State, season, and year	Jan.	Feb.	Mar.	Apr.	May	June	July	Aug.	Sept.	Oct.	Nov.	Dec.	Season average
	Dol.	Dol.	Dol.	Dol.	Dol.	Dol.	Dol.	Dol.	Dol.	Dol.	Dol.	Dol.	Dol.
<b>EARLY SPRING, Con</b>													
<b>Georgia:</b>													
1954 .....	---	---	1.75	.80	.90	1.00	---	---	---	---	---	---	.88
1955 .....	---	---	1.45	1.40	2.30	2.00	---	---	---	---	---	---	1.90
1956 .....	---	---	---	1.15	.65	1.00	---	---	---	---	---	---	.85
1957 .....	---	---	4.00	1.65	.90	1.00	---	---	---	---	---	---	1.35
1958 .....	---	---	2.00	1.95	1.30	1.75	---	---	---	---	---	---	1.45
1959 .....	2.50	1.90	1.70	1.20	1.40	2.00	---	---	---	---	---	---	1.40
1960 .....	---	---	---	1.85	3.50	3.00	---	---	---	---	---	---	3.15
1961 1/ ..	.70	.70	---	.70	.60	1.00	---	---	---	---	---	---	.65
<b>Alabama:</b>													
1954 .....	---	2.00	1.90	1.80	1.80	1.80	---	---	---	---	---	---	1.80
1955 .....	---	2.70	2.50	2.70	3.60	---	---	---	---	---	---	---	2.80
1956 .....	---	1.75	2.40	2.45	2.25	---	---	---	---	---	---	---	2.35
1957 .....	---	1.75	2.25	3.00	2.60	---	---	---	---	---	---	---	2.80
1958 .....	---	---	---	2.60	2.05	2.10	---	---	---	---	---	---	2.15
1959 .....	3.75	2.75	---	2.45	2.40	3.05	2.45	---	---	---	---	---	2.55
1960 .....	---	---	---	3.10	4.05	3.35	---	---	---	---	---	---	3.70
1961 1/ ..	4.00	---	2.75	2.35	2.15	2.15	2.15	---	---	---	---	---	2.20
<b>Mississippi:</b>													
1954 .....	---	---	---	1.20	1.60	.80	---	---	---	---	---	---	1.55
1955 .....	---	---	---	2.50	2.25	.90	---	---	---	---	---	---	2.15
1956 .....	---	---	---	.90	1.50	1.30	---	---	---	---	---	---	1.45
1957 .....	---	---	---	.95	.95	.85	---	---	---	---	---	---	.95
1958 .....	---	---	---	4.00	1.15	1.20	---	---	---	---	---	---	1.20
1959 .....	---	---	---	.80	1.60	.85	---	---	---	---	---	---	1.60
1960 .....	---	---	---	---	3.80	2.40	---	---	---	---	---	---	3.60
1961 1/ ..	---	---	---	1.50	1.30	1.60	---	---	---	---	---	---	1.35
<b>Louisiana:</b>													
1954 .....	---	1.65	2.00	1.00	1.30	---	---	---	---	---	---	---	1.25
1955 .....	2.20	1.75	1.40	1.85	1.95	---	---	---	---	---	---	---	1.65
1956 .....	---	1.45	1.35	1.25	1.00	1.75	---	---	---	---	---	---	1.25
1957 .....	---	---	3.10	1.90	1.25	2.50	---	---	---	---	---	---	1.95
1958 .....	3.45	3.70	3.40	2.10	1.65	1.65	---	---	---	---	3.25	3.25	1.90
1959 .....	3.35	3.00	1.10	1.20	1.50	---	---	---	---	---	---	4.85	1.55
1960 .....	3.30	3.00	2.90	2.00	2.90	4.00	---	---	---	---	2.00	2.00	2.80
1961 1/ ..	1.80	1.50	1.70	1.40	1.45	1.75	---	---	---	---	---	2.10	1.55
<b>California:</b>													
1954 .....	---	---	---	1.50	1.40	1.30	---	---	---	---	---	---	1.40
1955 .....	---	---	---	2.55	2.70	1.90	---	---	---	---	---	---	2.45
1956 .....	---	---	---	1.40	1.35	1.45	---	---	---	---	---	---	1.40
1957 .....	---	---	---	2.20	1.45	1.30	---	---	---	---	---	---	1.70
1958 .....	---	---	---	2.50	1.85	2.00	---	---	---	---	---	---	2.20
1959 .....	---	---	---	1.25	1.30	1.45	---	---	---	---	---	---	1.30
1960 .....	---	---	---	2.20	3.10	2.20	---	---	---	---	---	---	2.60
1961 1/ ..	---	---	---	1.65	1.75	2.30	---	---	---	---	---	---	1.85
<b>Group Total:</b>													
1954 .....	---	1.80	1.90	1.20	1.45	1.25	---	---	---	---	---	---	1.35
1955 .....	2.20	2.30	1.50	2.20	2.65	1.85	---	---	---	---	---	---	2.30
1956 .....	3.40	1.60	1.45	1.55	1.25	1.40	---	---	---	---	---	---	1.40
1957 .....	---	1.75	3.70	2.15	1.30	1.25	---	---	---	---	---	---	1.75
1958 .....	3.45	3.70	2.45	2.40	1.65	1.90	---	---	---	---	3.25	3.25	1.90
1959 .....	3.25	2.80	1.20	1.35	1.65	1.65	2.45	---	---	---	---	4.85	1.60
1960 .....	3.30	3.00	2.90	2.15	3.70	2.50	---	---	---	---	2.00	2.00	3.15
1961 1/ ..	1.60	1.40	1.85	1.50	1.40	2.15	2.15	---	---	---	---	2.10	1.55

1/ 1961 preliminary.



Table 8 .--Cabbage: Prices received per hundredweight by farmers for fresh market--Con.

State, season, and year	Jan.	Feb.	Mar.	Apr.	May	June	July	Aug.	Sept.	Oct.	Nov.	Dec.	Season average
	Dol.	Dol.	Dol.	Dol.	Dol.	Dol.	Dol.	Dol.	Dol.	Dol.	Dol.	Dol.	Dol.
<b>LATE SPRING</b>													
<b>Ohio:</b>													
1954	---	---	---	---	---	1.60	1.85	1.65	---	---	---	---	1.60
1955	---	---	---	---	5.00	2.00	1.55	---	---	---	---	---	2.05
1956	---	---	---	---	---	3.00	3.00	---	---	---	---	---	3.00
1957	---	---	---	---	4.00	2.60	2.70	---	---	---	---	---	2.60
1958	---	---	---	---	---	1.80	1.30	---	---	---	---	---	1.70
1959	---	---	---	---	2.90	2.60	3.00	---	---	---	---	---	2.65
1960	---	---	---	---	4.00	2.85	2.00	---	---	---	---	---	2.75
1961 1/	---	---	---	---	---	4.20	3.00	---	---	---	---	---	3.90
<b>Missouri:</b>													
1954	---	---	---	---	3.15	1.55	2.75	1.85	---	---	---	---	1.80
1955	---	---	---	---	3.50	2.30	2.10	---	---	---	---	---	2.40
1956	---	---	---	---	2.85	2.75	2.45	2.15	---	---	---	---	2.60
1957	---	---	---	---	---	3.50	2.05	2.40	2.30	1.95	---	---	3.00
1958	---	---	---	---	3.50	2.45	2.20	1.30	1.75	1.80	1.70	---	2.35
1959	---	---	---	---	3.70	2.60	2.40	2.30	3.10	3.90	4.00	---	2.75
1960	---	---	---	---	4.25	2.95	2.60	2.10	2.65	2.80	---	---	2.85
1961 1/	---	---	---	---	---	4.50	3.55	2.40	2.00	2.00	---	---	3.90
<b>Maryland:</b>													
1954	---	---	---	---	---	1.25	1.85	2.35	---	---	---	---	1.60
1955	---	---	---	---	---	1.25	1.40	1.90	---	---	---	---	1.40
1956	---	---	---	---	4.05	3.30	3.00	2.35	---	---	---	---	3.00
1957	---	---	---	---	---	4.15	4.70	3.60	3.50	---	---	---	4.25
1958	---	---	---	---	---	1.70	1.70	1.95	2.15	2.85	2.50	2.00	1.80
1959	---	---	---	---	2.60	2.60	3.65	3.00	---	---	---	---	2.90
1960	---	---	---	---	---	2.75	2.55	2.10	---	---	---	---	2.60
1961 1/	---	---	---	---	3.50	3.50	2.85	2.10	2.10	---	---	---	3.10
<b>Virginia:</b>													
1954	---	---	---	---	1.70	1.25	---	---	---	---	---	---	1.45
1955	---	---	---	---	4.00	2.15	---	---	---	---	---	---	2.80
1956	---	---	---	---	2.75	2.35	---	---	---	---	---	---	2.40
1957	---	---	---	---	1.90	2.35	---	---	---	---	---	---	2.15
1958	---	---	---	---	2.60	1.65	---	---	---	---	---	---	1.75
1959	---	---	---	---	2.80	1.70	---	---	---	---	---	---	1.95
1960	---	---	---	---	4.20	2.25	---	---	---	---	---	---	2.90
1961 1/	---	---	---	---	2.55	4.00	2.60	---	---	---	---	---	3.60
<b>North Carolina:</b>													
1954	---	---	---	2.50	1.50	1.40	---	---	---	---	---	---	1.50
1955	---	---	---	2.50	4.00	2.25	---	---	---	---	---	---	3.50
1956	---	---	---	---	1.80	1.90	---	---	---	---	---	---	1.85
1957	---	---	---	3.50	1.95	1.90	---	---	---	---	---	---	2.00
1958	---	---	---	---	1.70	.90	---	---	---	---	---	---	1.15
1959	---	---	---	---	2.10	1.40	---	---	---	---	---	---	1.95
1960	---	---	---	---	3.20	1.20	---	---	---	---	---	---	2.00
1961 1/	---	---	---	1.50	1.50	1.80	---	---	---	---	---	---	1.55
<b>Kentucky:</b>													
1954	---	---	---	---	---	2.50	1.65	---	---	---	---	---	1.85
1955	---	---	---	---	---	2.20	---	---	---	---	---	---	2.20
1956 2/	---	---	---	---	---	3.05	2.55	---	---	---	---	---	2.85
<b>Tennessee:</b>													
1954	---	---	---	---	1.05	.65	.90	---	---	---	---	---	.84
1955	---	---	---	---	3.10	1.10	1.00	---	---	---	---	---	1.50
1956	---	---	---	---	2.00	2.00	2.00	---	---	---	---	---	2.00
1957	---	---	---	---	1.90	1.30	2.20	---	---	---	---	---	1.60
1958	---	---	---	---	2.00	1.35	2.30	---	---	---	---	---	1.40
1959	---	---	---	---	1.40	1.00	3.00	---	---	---	---	---	1.30
1960	---	---	---	---	2.50	1.65	2.20	---	---	---	---	---	1.70
1961 1/	---	---	---	---	1.75	2.10	2.35	2.35	---	---	---	---	2.05

1/ 1961 preliminary. 2/ Discontinued 1956.

Table 8 .--Cabbage: Priced received per hundredweight by farmers for fresh market--Con.

State, season, and year	Jan.	Feb.	Mar.	Apr.	May	June	July	Aug.	Sept.	Oct.	Nov.	Dec.	Season average
	Dol.	Dol.	Dol.	Dol.	Dol.	Dol.	Dol.	Dol.	Dol.	Dol.	Dol.	Dol.	Dol.
<b>LATE SPRING, Con:</b>													
Group Total:													
1954 .....	---	---	---	2.50	1.50	1.25	1.85	2.20	---	---	---	---	1.45
1955 .....	---	---	---	2.50	3.90	1.80	1.65	1.90	---	---	---	---	2.45
1956 .....	---	---	---	---	1.90	2.40	2.80	2.30	---	---	---	---	2.25
1957 .....	---	---	---	3.50	1.95	2.35	3.70	3.40	3.20	1.95	---	---	2.30
1958 .....	---	---	---	---	2.15	1.60	1.75	1.90	2.00	2.40	2.00	2.00	1.80
1959 .....	---	---	---	---	2.05	1.95	3.20	2.95	3.10	3.90	4.00	---	2.10
1960 .....	---	---	---	---	3.70	2.10	2.40	2.10	2.65	2.80	---	---	2.45
1961 1/ ..	---	---	---	1.50	1.75	3.30	2.95	2.25	2.05	2.00	---	---	2.70
<b>EARLY SUMMER</b>													
<b>Massachusetts:</b>													
1954 .....	---	---	---	---	---	2.20	2.00	2.00	---	---	---	---	2.05
1955 .....	---	---	---	---	---	2.25	2.40	3.35	---	---	---	---	2.85
1956 .....	---	---	---	---	---	3.00	2.95	2.75	---	---	---	---	2.85
1957 .....	---	---	---	---	---	2.90	4.40	3.70	---	---	---	---	3.85
1958 .....	---	---	---	---	---	2.60	2.20	2.00	---	---	---	---	2.15
1959 .....	---	---	---	---	---	2.75	3.70	3.35	---	---	---	---	3.40
1960 .....	---	---	---	---	---	3.00	2.70	2.45	---	---	---	---	2.65
1961 1/ ..	---	---	---	---	---	3.90	3.90	2.95	---	---	---	---	3.45
<b>Rhode Island:</b>													
1954 .....	---	---	---	---	---	2.20	2.15	2.10	---	---	---	---	2.10
1955 .....	---	---	---	---	---	2.50	2.50	3.65	---	---	---	---	2.70
1956 .....	---	---	---	---	---	3.00	3.00	2.65	---	---	---	---	2.85
1957 .....	---	---	---	---	---	3.00	4.55	3.90	---	---	---	---	4.00
1958 .....	---	---	---	---	---	2.60	2.40	2.40	---	---	---	---	2.40
1959 .....	---	---	---	---	---	2.70	3.65	3.40	---	---	---	---	3.45
1960 .....	---	---	---	---	---	2.80	2.65	2.45	---	---	---	---	2.55
1961 1/ ..	---	---	---	---	---	4.00	3.50	3.30	---	---	---	---	3.40
<b>Connecticut:</b>													
1954 .....	---	---	---	---	---	2.10	2.10	2.10	---	---	---	---	2.05
1955 .....	---	---	---	---	---	2.50	2.50	3.65	---	---	---	---	2.70
1956 .....	---	---	---	---	---	2.75	2.35	2.40	---	---	---	---	2.50
1957 .....	---	---	---	---	---	3.30	4.70	4.30	---	---	---	---	4.05
1958 .....	---	---	---	---	---	2.95	2.40	2.20	---	---	---	---	2.45
1959 .....	---	---	---	---	---	2.80	3.70	3.50	---	---	---	---	3.30
1960 .....	---	---	---	---	---	2.90	2.65	2.50	---	---	---	---	2.70
1961 1/ ..	---	---	---	---	---	3.90	3.40	3.15	---	---	---	---	3.45
<b>New York, L.I.:</b>													
1954 .....	---	---	---	---	---	1.25	1.85	1.50	---	---	---	---	1.60
1955 .....	---	---	---	---	---	1.30	1.65	2.75	---	---	---	---	2.05
1956 .....	---	---	---	---	---	2.00	1.45	1.40	---	---	---	---	1.45
1957 .....	---	---	---	---	---	1.75	2.75	2.40	---	---	---	---	2.50
1958 .....	---	---	---	---	---	2.20	1.80	1.45	---	---	---	---	1.60
1959 .....	---	---	---	---	---	2.40	2.65	2.20	---	---	---	---	2.45
1960 .....	---	---	---	---	---	2.00	2.00	1.55	---	---	---	---	1.80
1961 1/ ..	---	---	---	---	---	3.50	3.20	2.20	---	---	---	---	2.80
<b>New Jersey:</b>													
1954 .....	---	---	---	---	---	1.30	2.10	2.00	---	---	---	---	1.75
1955 .....	---	---	---	---	---	1.45	1.70	2.80	---	---	---	---	1.85
1956 .....	---	---	---	---	---	1.90	1.75	1.60	---	---	---	---	1.75
1957 .....	---	---	---	---	---	2.10	3.45	2.80	---	---	---	---	2.65
1958 .....	---	---	---	---	---	1.70	1.40	1.35	---	---	---	---	1.45
1959 .....	---	---	---	---	---	3.60	2.05	2.90	---	---	---	---	2.45
1960 .....	---	---	---	---	---	5.80	2.35	1.75	---	---	---	---	2.00
1961 1/ ..	---	---	---	---	---	3.90	2.95	2.10	---	---	---	---	3.25

1/ 1961 preliminary.

Table 8 ---Cabbage: Prices received per hundredweight by farmers for fresh market--Con.

State, season, and year	Jan.	Feb.	Mar.	Apr.	May	June	July	Aug.	Sept.	Oct.	Nov.	Dec.	Season average
	Dol.	Dol.	Dol.	Dol.	Dol.	Dol.	Dol.	Dol.	Dol.	Dol.	Dol.	Dol.	Dol.
<b>EARLY SUMMER Com</b>													
<b>Ohio:</b>													
1954 .....	---	---	---	---	---	---	2.90	2.35	1.90	---	---	---	2.45
1955 .....	---	---	---	---	---	2.45	2.25	2.30	3.10	---	---	---	2.45
1956 .....	---	---	---	---	---	---	3.55	2.60	2.25	---	---	---	2.85
1957 .....	---	---	---	---	---	3.40	3.00	3.35	2.90	---	---	---	3.10
1958 .....	---	---	---	---	---	---	1.35	1.60	1.80	---	---	---	1.55
1959 .....	---	---	---	---	---	---	3.00	2.30	3.00	---	---	---	2.75
1960 .....	---	---	---	---	---	---	2.30	2.40	2.40	---	---	---	2.35
1961 1/ ..	---	---	---	---	---	---	3.00	1.80	1.60	---	---	---	2.10
<b>Minnesota:</b>													
1954 .....	---	---	---	---	---	---	2.50	1.80	1.45	---	---	---	1.95
1955 .....	---	---	---	---	---	---	1.45	1.65	2.00	---	---	---	1.65
1956 .....	---	---	---	---	---	---	2.30	2.10	2.00	---	---	---	2.15
1957 .....	---	---	---	---	---	---	2.75	2.75	2.45	---	---	---	2.60
1958 .....	---	---	---	---	---	---	2.15	1.65	1.50	---	---	---	1.75
1959 .....	---	---	---	---	---	2.30	2.45	2.30	2.15	---	---	---	2.30
1960 .....	---	---	---	---	---	---	2.60	2.25	2.10	---	---	---	2.30
1961 1/ ..	---	---	---	---	---	---	3.35	2.50	---	---	---	---	2.85
<b>Virginia:</b>													
1954 .....	---	---	---	---	---	---	1.90	1.10	1.10	---	---	---	1.50
1955 .....	---	---	---	---	---	---	1.15	1.30	1.10	---	---	---	1.25
1956 .....	---	---	---	---	---	---	1.90	1.95	1.45	---	---	---	1.90
1957 .....	---	---	---	---	---	2.00	2.55	2.55	2.10	---	---	---	2.55
1958 .....	---	---	---	---	---	---	1.00	.85	1.20	---	---	---	.95
1959 .....	---	---	---	---	---	---	1.80	1.55	1.90	---	---	---	1.75
1960 .....	---	---	---	---	---	---	1.70	1.35	1.20	---	---	---	1.60
1961 1/ ..	---	---	---	---	---	---	1.95	1.25	1.25	---	---	---	1.55
<b>Group Total:</b>													
1954 .....	---	---	---	---	---	1.50	2.25	1.90	1.65	---	---	---	1.90
1955 .....	---	---	---	---	---	1.65	1.90	2.35	2.65	---	---	---	2.05
1956 .....	---	---	---	---	---	2.00	2.30	2.00	2.15	---	---	---	2.15
1957 .....	---	---	---	---	---	2.25	3.25	3.00	2.75	---	---	---	2.90
1958 .....	---	---	---	---	---	1.90	1.55	1.50	1.70	---	---	---	1.60
1959 .....	---	---	---	---	3.60	2.20	2.80	2.40	2.75	---	---	---	2.55
1960 .....	---	---	---	---	5.80	2.40	2.05	1.95	2.30	---	---	---	2.15
1961 1/ ..	---	---	---	---	---	3.90	3.00	2.15	1.55	---	---	---	2.80
<b>LATE SUMMER</b>													
<b>Pennsylvania:</b>													
1954 .....	---	---	---	---	---	1.80	2.50	2.05	1.60	1.60	1.20	---	1.95
1955 .....	---	---	---	---	---	2.20	1.80	2.00	2.30	2.20	2.50	---	2.15
1956 .....	---	---	---	---	---	2.95	2.95	2.05	1.65	1.40	1.40	---	2.05
1957 .....	---	---	---	---	---	2.60	2.65	2.75	2.90	2.20	1.80	---	2.65
1958 .....	---	---	---	---	---	2.20	1.80	1.35	1.20	1.15	1.20	---	1.35
1959 .....	---	---	---	---	---	2.90	2.85	2.40	2.00	2.20	3.30	---	2.35
1960 .....	---	---	---	---	---	2.50	2.20	1.80	1.75	1.70	1.65	---	1.85
1961 1/ ..	---	---	---	---	---	3.60	3.10	1.95	1.90	1.70	1.70	---	2.10
<b>Indiana:</b>													
1954 .....	---	---	---	---	---	---	2.85	2.80	2.70	2.75	---	---	2.80
1955 .....	---	---	---	---	---	3.00	2.40	2.65	3.40	3.40	3.40	---	3.05
1956 .....	---	---	---	---	---	---	3.00	2.50	2.60	---	---	---	2.70
1957 .....	---	---	---	---	---	3.25	3.25	2.75	3.05	2.75	2.75	---	3.05
1958 .....	---	---	---	---	---	2.00	1.40	1.80	1.95	1.95	1.90	---	1.70
1959 .....	---	---	---	---	---	2.00	1.70	2.20	2.65	3.20	4.00	---	2.20
1960 .....	---	---	---	---	---	2.70	2.60	1.90	1.75	1.75	1.90	1.85	2.15
1961 1/ ..	---	---	---	---	---	2.80	2.75	1.75	2.00	2.10	2.20	---	2.25

1/ 1961 preliminary.

Table 8 ---Cabbage: Prices received per hundredweight by farmers for fresh market--Con.

State, season, and year	Jan.	Feb.	Mar.	Apr.	May	June	July	Aug.	Sept.	Oct.	Nov.	Dec.	Season average
	Dol.	Dol.	Dol.	Dol.	Dol.	Dol.	Dol.	Dol.	Dol.	Dol.	Dol.	Dol.	Dol.
<b>LATE SUMMER, Con:</b>													
<b>Illinois:</b>													
1954 .....	---	---	---	---	---	2.60	2.10	1.75	1.90	1.85	1.95	---	1.95
1955 .....	---	---	---	---	---	2.25	1.60	1.85	2.85	2.55	3.40	---	2.25
1956 .....	---	---	---	---	---	3.30	2.90	1.75	1.65	1.75	1.90	1.90	2.10
1957 .....	---	---	---	---	---	3.00	2.30	2.35	2.30	1.95	2.55	2.70	2.30
1958 .....	---	---	---	---	---	2.00	1.20	1.25	2.20	2.00	2.45	2.50	1.70
1959 .....	---	---	---	---	---	2.75	2.50	2.25	3.00	3.30	4.30	---	2.75
1960 .....	---	---	---	---	---	2.75	2.45	1.90	2.40	2.05	2.40	1.90	2.25
1961 1/ ..	---	---	---	---	---	3.60	2.30	1.40	1.95	1.45	1.80	1.85	1.90
<b>Iowa:</b>													
1954 .....	---	---	---	---	---	---	1.75	2.60	2.75	2.50	2.50	---	2.55
1955 .....	---	---	---	---	---	2.75	2.75	2.75	4.00	4.00	---	---	3.05
1956 .....	---	---	---	---	---	---	3.55	2.20	2.05	2.85	---	---	2.55
1957 .....	---	---	---	---	---	---	3.05	3.85	3.40	3.00	2.25	---	3.15
1958 .....	---	---	---	---	---	1.50	1.60	1.85	2.05	2.10	---	---	1.80
1959 .....	---	---	---	---	---	4.00	3.60	3.20	3.80	3.95	3.10	---	3.60
1960 .....	---	---	---	---	---	3.15	2.95	3.05	2.75	2.70	2.15	2.40	2.90
1961 1/ ..	---	---	---	---	---	3.45	3.25	2.50	2.95	2.90	3.15	---	3.15
<b>North Carolina:</b>													
1954 .....	---	---	---	---	---	1.45	1.65	1.65	1.60	1.50	---	---	1.55
1955 .....	---	---	---	---	---	---	1.05	.93	1.50	2.00	---	---	1.45
1956 .....	---	---	---	---	---	---	2.25	1.85	2.00	.95	.75	---	1.45
1957 .....	---	---	---	---	---	---	2.50	2.10	2.25	1.45	---	---	2.00
1958 .....	---	---	---	---	---	---	1.00	.95	1.25	1.05	1.15	---	1.10
1959 .....	---	---	---	---	---	2.00	2.00	1.70	2.20	2.90	---	---	2.25
1960 .....	---	---	---	---	---	1.40	1.40	1.30	1.25	1.25	---	---	1.30
1961 1/ ..	---	---	---	---	---	2.60	2.50	1.40	1.40	1.25	---	---	1.60
<b>Georgia:</b>													
1954 .....	---	---	---	---	---	---	1.60	1.90	2.00	2.00	---	---	1.75
1955 .....	---	---	---	---	---	---	1.25	1.40	1.50	1.50	---	---	1.40
1956 .....	---	---	---	---	---	---	2.50	2.25	1.75	1.25	---	---	2.15
1957 .....	---	---	---	---	---	---	2.40	2.50	2.50	2.50	---	---	2.45
1958 .....	---	---	---	---	---	---	1.20	1.35	1.50	1.75	---	---	1.40
1959 .....	---	---	---	---	---	2.40	2.20	2.10	3.00	3.30	3.50	---	2.50
1960 .....	---	---	---	---	---	---	2.10	1.75	2.00	2.10	---	---	2.00
1961 1/ ..	---	---	---	---	---	---	2.90	1.65	2.00	2.00	---	---	2.35
<b>Colorado:</b>													
1954 .....	---	---	---	---	---	---	1.50	1.30	1.25	1.10	1.05	---	1.20
1955 .....	---	---	---	---	---	---	1.90	.95	1.25	1.50	1.80	---	1.35
1956 .....	---	---	---	---	---	---	1.90	1.65	1.25	1.10	---	---	1.45
1957 .....	---	---	---	---	---	---	2.15	1.25	1.20	1.20	1.25	---	1.30
1958 .....	---	---	---	---	---	3.25	1.50	1.15	.95	1.00	.95	---	1.10
1959 .....	---	---	---	---	---	3.60	2.05	1.50	2.20	2.85	2.35	---	2.15
1960 .....	---	---	---	---	---	3.70	1.90	1.50	1.30	1.30	1.20	1.30	1.45
1961 1/ ..	---	---	---	---	---	4.00	2.30	1.25	1.05	1.15	1.10	1.10	1.30
<b>New Mexico:</b>													
1954 .....	---	---	---	---	---	---	1.25	1.25	1.25	1.25	---	---	1.25
1955 .....	---	---	---	---	---	---	---	---	1.80	1.80	---	---	1.80
1956 2/ ..	---	---	---	---	---	---	---	3.00	3.00	3.00	---	---	3.00

1/ 1961 preliminary. 2/ Discontinued 1956.

Table 8 .--Cabbage: Prices received per hundredweight by farmers for fresh market--Con.

State, season, and year	Jan.	Feb.	Mar.	Apr.	May	June	July	Aug.	Sept.	Oct.	Nov.	Dec.	Season average
	Dol.	Dol.	Dol.	Dol.	Dol.	Dol.	Dol.	Dol.	Dol.	Dol.	Dol.	Dol.	Dol.
<b>LATE SUMMER, Con:</b>													
<b>Washington:</b>													
1954 .....	3.00	3.05	---	---	---	2.30	2.10	2.50	2.20	1.90	2.00	2.25	2.20
1955 .....	2.50	2.50	---	---	---	2.50	2.40	2.75	2.85	2.80	2.90	3.00	2.70
1956 .....	---	---	---	---	---	3.00	2.50	2.35	1.90	1.90	1.90	---	2.25
1957 .....	---	---	---	---	---	2.25	2.00	2.85	2.95	3.35	2.90	2.90	2.70
1958 .....	---	---	---	---	---	2.20	2.50	2.60	2.50	2.60	2.50	2.50	2.50
1959 .....	---	---	---	---	---	2.60	2.30	2.30	2.35	2.70	2.80	2.75	2.45
1960 .....	---	---	---	---	---	2.45	2.50	2.80	2.90	2.80	2.65	2.70	2.70
1961 1/ ..	2.85	---	---	---	---	3.00	2.95	3.00	2.90	3.20	2.80	2.50	2.95
<b>California:</b>													
1954 .....	---	---	---	---	---	---	1.35	2.00	2.45	2.00	3.00	---	2.15
1955 .....	---	---	---	---	---	---	2.20	2.50	2.90	2.95	3.00	---	2.70
1956 .....	---	---	---	---	---	---	1.50	1.50	2.10	1.70	1.95	---	1.75
1957 .....	---	---	---	---	---	---	1.75	2.45	3.50	2.00	2.00	---	2.25
1958 .....	---	---	---	---	---	---	1.95	1.65	1.90	2.35	2.30	---	2.05
1959 .....	---	---	---	---	---	---	2.40	2.45	3.05	2.95	2.75	---	2.75
1960 .....	---	---	---	---	---	---	2.05	1.85	1.90	1.70	1.65	---	1.80
1961 1/ ..	---	---	---	---	---	---	3.95	3.80	3.35	2.70	2.55	---	3.25
<b>Group Total:</b>													
1954 .....	3.00	3.05	---	---	---	2.00	1.90	1.80	1.80	1.65	2.10	2.25	1.80
1955 .....	2.50	2.50	---	---	---	2.40	1.85	1.70	2.05	2.20	3.00	3.00	2.05
1956 .....	---	---	---	---	---	3.05	2.40	1.90	1.75	1.30	1.75	1.90	1.85
1957 .....	---	---	---	---	---	2.65	2.35	2.20	2.30	1.75	2.05	2.80	2.15
1958 .....	---	---	---	---	---	2.15	1.55	1.35	1.45	1.55	1.85	2.50	1.55
1959 .....	---	---	---	---	---	2.35	2.50	2.05	2.35	2.90	2.90	3.05	2.45
1960 .....	---	---	---	---	---	2.00	2.20	1.75	1.65	1.60	1.75	1.90	1.80
1961 1/ ..	2.85	---	---	---	---	3.05	2.90	1.80	1.80	1.70	2.10	1.40	2.10
<b>EARLY FALL</b>													
<b>New Hampshire:</b>													
1954 .....	3.70	3.70	---	---	---	---	2.65	2.25	2.20	2.45	2.45	2.65	2.50
1955 .....	2.65	3.55	---	---	---	---	2.40	3.20	3.75	3.65	4.15	3.90	3.70
1956 .....	5.05	---	---	---	---	---	3.30	3.10	2.65	2.15	2.15	2.45	2.60
1957 .....	2.45	---	---	---	---	---	5.60	4.20	3.90	3.70	3.50	3.80	4.25
1958 .....	5.00	6.70	6.90	---	---	---	2.40	2.20	2.10	2.25	2.45	2.90	2.45
1959 .....	3.20	3.40	5.00	---	---	---	3.60	3.60	3.20	3.80	4.20	5.90	3.95
1960 .....	6.00	---	---	---	---	---	2.95	2.85	3.30	2.60	2.55	2.90	2.85
1961 1/ ..	3.00	---	---	---	---	---	3.80	3.35	2.75	2.65	2.70	3.00	3.00
<b>Massachusetts:</b>													
1954 .....	2.25	2.00	---	---	---	---	---	---	1.95	1.95	2.30	2.70	2.05
1955 .....	2.45	---	---	---	---	---	---	---	3.95	3.65	4.15	3.15	3.80
1956 .....	4.15	2.45	---	---	---	---	---	---	2.40	1.90	1.60	2.10	2.10
1957 .....	2.30	---	---	---	---	---	---	---	3.80	3.40	3.10	3.60	3.50
1958 .....	---	---	---	---	---	---	---	---	1.90	2.25	2.45	3.00	2.20
1959 .....	---	---	---	---	---	---	---	---	3.50	3.75	4.20	5.00	3.75
1960 .....	---	---	---	---	---	---	---	---	2.85	2.50	2.65	2.90	2.70
1961 1/ ..	3.20	---	---	---	---	---	---	---	2.25	2.60	2.70	2.80	2.60
<b>Rhode Island:</b>													
1954 .....	2.35	2.00	---	---	---	---	---	---	2.15	2.25	2.50	2.70	2.30
1955 .....	---	---	---	---	---	---	---	---	3.75	3.85	4.20	3.60	3.85
1956 .....	4.55	---	---	---	---	---	---	---	2.45	2.20	2.10	2.35	2.25
1957 .....	---	---	---	---	---	---	---	---	4.00	3.75	3.90	3.80	3.90
1958 .....	---	---	---	---	---	---	---	---	2.15	2.55	2.40	3.10	2.45
1959 .....	3.60	---	---	---	---	---	---	---	3.70	4.00	3.80	4.00	3.85
1960 .....	---	---	---	---	---	---	---	---	2.90	2.70	2.50	2.50	2.75
1961 1/ ..	---	---	---	---	---	---	---	---	3.10	2.85	2.95	3.10	3.00

1/ 1961 preliminary.

Table 8 --Cabbage: Prices received per hundredweight by farmers for fresh market--Con.

State, season, and year	Jan.	Feb.	Mar.	Apr.	May	June	July	Aug.	Sept.	Oct.	Nov.	Dec.	Season average
	Dol.	Dol.	Dol.	Dol.	Dol.	Dol.	Dol.	Dol.	Dol.	Dol.	Dol.	Dol.	Dol.
<b>EARLY FALL, Con:</b>													
<b>Connecticut:</b>													
1954 .....	2.25	---	---	---	---	---	---	---	2.10	2.15	2.50	2.90	2.25
1955 .....	---	---	---	---	---	---	---	---	3.80	3.70	4.15	4.00	3.85
1956 .....	4.40	---	---	---	---	---	---	---	2.30	2.30	2.25	2.60	2.30
1957 .....	---	---	---	---	---	---	---	---	3.80	3.60	3.70	3.80	3.70
1958 .....	---	---	---	---	---	---	---	---	2.10	2.30	2.60	3.30	2.35
1959 .....	---	---	---	---	---	---	---	---	3.50	4.10	4.65	4.75	3.95
1960 .....	---	---	---	---	---	---	---	---	2.70	2.70	3.00	3.50	2.80
1961 1/ ..	---	---	---	---	---	---	---	---	3.05	2.95	3.20	3.50	3.05
<b>New York, Upst:</b>													
1954 .....	.58	.48	.45	---	---	---	2.60	1.50	.95	.75	.80	1.00	1.10
1955 .....	.95	1.60	1.80	1.80	---	---	3.00	2.10	1.90	1.75	2.25	2.15	2.20
1956 .....	3.00	2.80	---	---	---	---	2.30	1.60	1.10	.90	.70	.80	1.05
1957 .....	.95	.90	1.60	2.20	---	---	2.90	2.10	1.85	1.40	1.35	1.90	2.05
1958 .....	2.60	3.65	3.20	---	---	---	2.05	2.00	1.40	.75	.70	1.15	1.10
1959 .....	1.20	1.50	2.20	---	---	2.80	2.90	2.70	2.55	2.80	3.30	3.95	3.15
1960 .....	2.95	2.95	3.00	---	---	3.10	2.45	1.95	1.60	1.40	1.20	1.25	1.40
1961 1/ ..	1.10	1.05	1.35	1.80	---	4.00	2.90	1.75	1.55	1.40	1.20	1.20	2.10
<b>New York, L.I.:</b>													
1954 .....	1.10	---	---	---	---	---	---	---	1.40	1.50	1.95	2.50	1.70
1955 .....	---	---	---	---	---	---	---	---	3.25	2.90	3.45	3.50	3.20
1956 .....	---	---	---	---	---	---	---	---	1.65	1.40	1.35	1.75	1.50
1957 .....	1.50	---	---	---	---	---	---	---	2.35	2.05	2.15	3.10	2.30
1958 .....	---	---	---	---	---	---	---	---	1.45	1.25	1.30	1.85	1.40
1959 .....	---	---	---	---	---	---	---	---	3.30	3.40	4.80	4.80	3.95
1960 .....	---	---	---	---	---	---	---	---	2.15	1.85	1.95	2.10	2.00
1961 1/ ..	---	---	---	---	---	---	---	---	2.40	2.20	2.15	2.25	2.25
<b>New Jersey:</b>													
1954 .....	1.75	1.75	---	---	---	---	---	---	1.40	1.50	1.70	1.75	1.55
1955 .....	1.90	---	---	---	---	---	---	---	3.20	3.00	3.45	2.90	3.20
1956 .....	---	---	---	---	---	---	---	---	1.65	1.55	1.45	1.50	1.55
1957 .....	1.90	---	---	---	---	---	---	---	2.30	1.90	2.10	2.70	2.15
1958 .....	3.25	---	---	---	---	---	---	---	1.55	1.70	1.80	2.25	1.80
1959 .....	2.45	2.65	3.30	---	---	---	---	---	3.50	3.40	4.50	3.90	3.70
1960 .....	4.50	---	---	---	---	---	---	---	1.90	1.80	1.90	1.90	1.85
1961 1/ ..	---	---	---	---	---	---	---	---	2.30	2.20	2.10	2.00	2.20
<b>Pennsylvania:</b>													
1954 .....	1.50	1.50	---	---	---	---	---	---	1.40	1.20	1.30	1.50	1.30
1955 .....	1.30	---	---	---	---	---	---	---	2.15	2.25	2.75	2.20	2.35
1956 .....	2.25	---	---	---	---	---	---	---	1.75	1.50	1.35	1.45	1.45
1957 .....	1.60	---	---	---	---	---	---	---	2.60	1.80	1.85	1.95	1.90
1958 .....	2.50	---	---	---	---	---	---	---	1.20	1.15	1.15	1.30	1.15
1959 .....	1.50	---	---	---	---	---	---	---	2.40	2.65	3.15	3.00	2.80
1960 .....	---	---	---	---	---	---	---	---	1.75	1.80	1.70	1.60	1.75
1961 1/ ..	1.50	---	---	---	---	---	---	---	1.80	1.70	1.70	1.80	1.70
<b>Ohio:</b>													
1954 .....	---	---	---	---	---	---	---	---	---	2.05	1.90	2.20	2.00
1955 .....	---	---	---	---	---	---	---	---	---	3.10	3.20	3.25	3.15
1956 .....	---	---	---	---	---	---	---	---	---	2.25	2.40	2.00	2.30
1957 .....	---	---	---	---	---	---	---	---	---	2.50	2.85	2.80	2.65
1958 .....	---	---	---	---	---	---	---	---	---	2.20	2.10	2.30	2.15
1959 .....	---	---	---	---	---	---	---	---	---	3.40	3.80	3.80	3.50
1960 .....	---	---	---	---	---	---	---	---	---	2.50	2.40	2.40	2.45
1961 1/ ..	2.10	---	---	---	---	---	---	---	---	1.75	1.65	1.70	1.70

1/ 1961 preliminary.

Table 8 .--Cabbage: Prices received per hundredweight by farmers for fresh market--Con.

State, season, and year	Jan.	Feb.	Mar.	Apr.	May	June	July	Aug.	Sept.	Oct.	Nov.	Dec.	Season average
	Dol.	Dol.	Dol.	Dol.	Dol.	Dol.	Dol.	Dol.	Dol.	Dol.	Dol.	Dol.	Dol.
<b>EARLY FALL, Con:</b>													
<b>Michigan:</b>													
1954 .....	1.50	1.60	---	---	---	2.70	2.70	2.35	2.10	1.70	1.75	1.95	2.00
1955 .....	---	---	---	---	---	2.35	2.05	1.95	3.10	2.60	2.75	3.05	2.50
1956 .....	3.40	3.40	---	---	---	4.25	3.50	2.75	1.50	1.40	1.35	1.50	1.90
1957 .....	1.70	---	---	---	---	3.00	2.70	2.70	2.20	1.75	2.00	2.45	2.20
1958 .....	3.00	---	---	---	---	2.35	1.70	1.40	1.35	1.30	1.40	1.80	1.45
1959 .....	2.10	---	---	---	---	2.35	3.25	2.60	2.70	3.00	4.00	5.70	2.95
1960 .....	---	---	---	---	---	2.80	2.80	2.40	2.10	2.00	1.90	2.00	2.20
1961 1/ ..	---	---	---	---	---	3.90	3.05	1.90	1.80	1.85	1.85	1.85	2.00
<b>Wisconsin:</b>													
1954 .....	.82	.68	.52	---	---	---	1.50	1.15	1.10	.92	1.15	1.35	1.15
1955 .....	1.60	1.50	---	---	---	---	1.05	1.15	1.85	1.65	2.20	2.40	1.50
1956 .....	2.25	2.25	---	---	---	---	---	1.25	1.00	.80	.80	.80	.95
1957 .....	.80	1.00	1.00	---	---	---	2.00	1.55	1.30	1.30	1.30	1.55	1.50
1958 .....	1.90	2.50	2.30	---	---	---	1.80	1.30	1.20	1.00	1.25	1.55	1.25
1959 .....	1.50	1.60	1.70	---	---	---	1.50	1.85	1.70	2.50	3.30	4.00	2.20
1960 .....	3.90	2.50	---	---	---	---	1.30	1.30	1.35	1.50	1.50	1.15	1.40
1961 1/ ..	1.20	1.25	---	---	---	---	1.70	1.20	1.25	1.15	1.25	1.20	1.35
<b>Minnesota:</b>													
1954 .....	.88	.75	.65	---	---	---	---	1.60	1.35	1.35	1.35	1.40	1.40
1955 .....	2.00	1.75	1.75	---	---	---	---	1.90	2.10	2.15	2.55	2.60	2.10
1956 .....	2.40	2.10	---	---	---	---	---	1.75	1.65	1.60	1.50	1.50	1.60
1957 .....	1.40	---	---	---	---	---	---	2.90	2.15	1.95	1.95	1.65	2.05
1958 .....	---	---	---	---	---	---	---	---	1.45	1.30	1.25	1.25	1.30
1959 .....	1.35	---	---	---	---	---	---	---	2.25	3.20	3.35	3.50	3.05
1960 .....	---	---	---	---	---	---	---	---	2.25	1.90	1.80	1.90	1.95
1961 1/ ..	1.90	---	---	---	---	---	---	---	1.80	1.80	1.70	1.70	1.75
<b>Utah:</b>													
1954 .....	---	---	---	---	---	---	1.90	1.60	1.25	1.00	1.00	1.25	1.05
1955 .....	1.25	---	---	---	---	---	---	1.60	1.30	1.60	1.80	2.80	1.65
1956 .....	---	---	---	---	---	---	2.00	1.80	1.25	1.20	1.10	1.00	1.20
1957 .....	1.00	1.00	---	---	---	---	---	2.30	1.70	1.00	1.10	.95	1.25
1958 .....	1.00	---	---	---	---	---	---	---	2.15	1.75	---	---	1.95
1959 .....	---	---	---	---	---	---	---	1.75	1.75	1.50	1.50	---	1.60
1960 .....	---	---	---	---	---	---	---	---	---	2.00	1.70	---	1.80
1961 1/ ..	---	---	---	---	---	---	2.25	2.25	2.25	1.60	1.45	1.45	1.80
<b>Oregon:</b>													
1954 .....	2.75	2.25	---	---	---	4.25	3.50	3.15	2.90	2.35	2.05	2.10	2.75
1955 .....	3.00	3.50	---	---	---	---	3.55	3.70	3.80	3.20	3.50	---	3.50
1956 .....	---	---	---	---	---	3.50	3.40	2.50	2.00	2.00	2.00	1.60	2.05
1957 .....	1.75	---	---	---	---	3.45	3.05	2.65	3.00	3.15	2.80	2.60	2.75
1958 .....	2.30	2.30	2.45	2.50	---	2.95	2.95	3.20	3.20	3.15	2.90	2.70	3.00
1959 .....	3.10	3.45	---	---	---	3.10	3.10	2.40	2.50	2.70	2.70	2.75	2.70
1960 .....	2.65	2.65	2.65	---	---	3.20	3.10	2.95	2.75	2.65	2.45	2.35	2.50
1961 1/ ..	2.30	2.30	2.35	2.35	---	3.20	3.20	3.00	2.40	2.35	2.35	2.50	2.55
<b>Group Total:</b>													
1954 .....	.75	.57	.46	---	---	3.05	2.30	1.55	1.45	1.25	1.30	1.25	1.40
1955 .....	1.15	1.65	1.80	1.80	---	2.35	2.05	1.80	2.55	2.30	2.60	2.30	2.35
1956 .....	3.00	2.70	---	---	---	3.95	3.00	1.80	1.45	1.35	1.20	1.10	1.40
1957 .....	1.10	.90	1.45	2.20	---	3.20	2.60	2.15	2.10	1.85	1.85	2.10	2.10
1958 .....	2.50	3.45	2.95	2.50	---	2.55	1.90	1.60	1.50	1.40	1.20	1.50	1.40
1959 .....	1.35	1.60	2.25	---	---	2.55	2.45	2.25	2.55	2.95	3.55	3.90	3.00
1960 .....	3.25	2.80	2.95	---	---	2.95	2.40	1.85	1.95	1.80	1.75	1.60	1.80
1961 1/ ..	1.30	1.10	1.40	1.85	---	3.90	2.80	1.70	1.90	1.80	1.65	1.50	2.00

1/ 1961 preliminary.

Table 8 .--Cabbage: Prices received per hundredweight by farmers for fresh market--Con.

State, season, and year	Jan.	Feb.	Mar.	Apr.	May	June	July	Aug.	Sept.	Oct.	Nov.	Dec.	Season average
	Dol.	Dol.	Dol.	Dol.	Dol.	Dol.	Dol.	Dol.	Dol.	Dol.	Dol.	Dol.	Dol.
<b>LATE FALL</b>													
<b>Virginia:</b>													
1954 .....	1.50	---	---	---	---	---	---	---	---	2.20	2.50	2.90	2.65
1955 .....	2.60	---	---	---	---	---	---	---	---	---	3.60	2.85	3.00
1956 .....	---	---	---	---	---	---	---	---	---	1.25	1.45	1.30	1.35
1957 .....	1.30	1.30	---	---	---	---	---	---	---	2.80	2.40	2.95	2.80
1958 .....	3.15	---	---	---	---	---	---	---	---	1.60	1.75	2.70	2.25
1959 .....	2.90	---	---	---	---	---	---	---	---	3.45	5.10	3.90	4.35
1960 .....	2.70	---	---	---	---	---	---	---	---	2.25	2.30	2.55	2.45
1961 1/ ..	2.15	---	---	---	---	---	---	---	---	2.25	2.65	2.50	2.50
<b>North Carolina:</b>													
1954 .....	1.05	---	---	---	---	---	---	---	---	1.40	2.75	2.70	2.65
1955 .....	2.50	2.50	---	---	---	---	---	---	---	---	3.75	3.25	3.20
1956 .....	2.40	---	---	---	---	---	---	---	---	.65	.60	1.10	.85
1957 .....	1.05	---	---	---	---	---	---	---	---	1.75	2.50	1.70	1.85
1958 .....	1.50	1.50	---	---	---	---	---	---	---	1.05	1.40	1.80	1.65
1959 .....	1.25	---	---	---	---	---	---	---	---	2.60	3.80	3.75	3.60
1960 .....	1.60	---	---	---	---	---	---	---	---	1.45	1.05	.95	1.00
1961 1/ ..	.95	---	---	---	---	---	---	---	---	1.40	1.20	1.00	1.10
<b>South Carolina:</b>													
1954 .....	1.45	1.75	---	---	---	---	---	---	---	---	4.00	3.80	3.80
1955 .....	3.30	---	---	---	---	---	---	---	---	3.00	4.30	3.70	3.55
1956 .....	3.00	1.80	---	---	---	---	---	---	---	2.10	1.70	2.10	2.15
1957 .....	2.30	2.50	---	---	---	---	---	---	---	3.05	2.90	3.00	3.25
1958 .....	3.30	5.00	---	---	---	---	---	---	---	3.00	2.30	3.50	3.35
1959 .....	3.50	2.95	---	---	---	---	---	---	---	3.50	3.50	4.00	3.80
1960 .....	4.10	5.00	---	---	---	---	---	---	---	2.00	1.85	1.90	1.90
1961 1/ ..	2.05	2.05	---	---	---	---	---	---	---	---	2.50	---	2.50
<b>Group Total:</b>													
1954 .....	1.15	1.75	---	---	---	---	---	---	---	1.65	2.85	2.80	2.75
1955 .....	2.65	2.50	---	---	---	---	---	---	---	3.00	3.80	3.25	3.25
1956 .....	2.55	1.80	---	---	---	---	---	---	---	.90	.75	1.35	1.10
1957 .....	1.65	2.20	---	---	---	---	---	---	---	2.40	2.55	2.05	2.20
1958 .....	1.90	3.95	---	---	---	---	---	---	---	1.35	1.50	2.05	1.95
1959 .....	2.35	2.95	---	---	---	---	---	---	---	2.70	3.90	3.80	3.70
1960 .....	2.10	5.00	---	---	---	---	---	---	---	1.95	1.20	1.20	1.25
1961 1/ ..	1.50	2.05	---	---	---	---	---	---	---	1.85	1.50	1.40	1.45

1/ 1961 preliminary.



Table 9 ---Cantaloups: Prices received per hundredweight by farmers for fresh market

State, season, and year	Jan.	Feb.	Mar.	Apr.	May	June	July	Aug.	Sept.	Oct.	Nov.	Dec.	Season average
	Dol.	Dol.	Dol.	Dol.	Dol.	Dol.	Dol.	Dol.	Dol.	Dol.	Dol.	Dol.	Dol.
<b>SPRING</b>													
<b>Florida:</b>													
1954 .....	---	---	---	6.00	5.40	3.55	---	---	---	---	---	---	4.40
1955 .....	---	---	---	6.00	5.90	4.00	---	---	---	---	---	---	5.10
1956 .....	---	---	---	5.40	4.95	4.80	---	---	---	---	---	---	4.90
1957 .....	---	---	---	---	5.70	5.20	---	---	---	---	---	---	5.40
1958 .....	---	---	---	---	5.90	4.80	3.75	---	---	---	---	---	4.90
1959 .....	---	---	---	6.50	6.70	5.80	---	---	---	---	---	---	6.20
1960 .....	---	---	---	---	7.20	6.00	4.40	---	---	---	---	---	6.20
1961 1/ ..	---	---	---	---	6.10	5.80	---	---	---	---	---	---	6.00
<b>Texas:</b>													
1954 .....	---	---	---	8.80	6.50	4.45	4.20	---	---	---	---	---	6.20
1955 .....	---	---	---	---	8.65	6.85	4.20	---	---	---	---	---	7.85
1956 .....	---	---	---	8.10	7.60	5.90	3.05	---	---	---	---	---	6.80
1957 .....	---	---	---	---	9.00	6.60	5.50	---	---	---	---	---	7.60
1958 .....	---	---	---	---	9.00	5.60	3.50	---	---	---	---	---	5.60
1959 .....	---	---	---	---	7.70	4.90	4.25	---	---	---	---	---	5.10
1960 .....	---	---	---	---	10.20	6.70	6.20	---	---	---	---	---	6.70
1961 1/ ..	---	---	---	10.60	9.90	7.60	5.10	---	---	---	---	---	8.30
<b>Arizona:</b>													
1954 .....	---	---	---	---	7.25	4.95	3.60	---	---	---	---	---	4.95
1955 .....	---	---	---	---	---	6.00	5.80	---	---	---	---	---	5.95
1956 .....	---	---	---	---	---	4.95	4.60	---	---	---	---	---	4.85
1957 .....	---	---	---	---	10.10	7.90	7.20	---	---	---	---	---	8.00
1958 .....	---	---	---	---	9.90	6.20	4.10	---	---	---	---	---	6.30
1959 .....	---	---	---	---	8.20	4.40	---	---	---	---	---	---	4.65
1960 .....	---	---	---	---	9.00	5.30	5.30	---	---	---	---	---	5.40
1961 1/ ..	---	---	---	---	10.40	7.30	6.60	---	---	---	---	---	7.50
<b>California:</b>													
1954 .....	---	---	---	---	6.65	4.40	3.15	---	---	---	---	---	4.90
1955 .....	---	---	---	---	10.50	5.35	3.60	---	---	---	---	---	5.25
1956 .....	---	---	---	---	8.40	4.60	3.50	---	---	---	---	---	5.00
1957 .....	---	---	---	10.60	7.00	4.80	4.85	---	---	---	---	---	5.50
1958 .....	---	---	---	---	7.60	4.80	3.75	---	---	---	---	---	5.20
1959 .....	---	---	---	---	8.40	3.85	3.40	---	---	---	---	---	4.90
1960 .....	---	---	---	---	8.40	4.65	2.85	---	---	---	---	---	5.40
1961 1/ ..	---	---	---	---	9.00	6.00	3.80	---	---	---	---	---	6.70
<b>Group Total:</b>													
1954 .....	---	---	---	8.60	6.60	4.70	3.50	---	---	---	---	---	5.23
1955 .....	---	---	---	6.00	8.55	5.95	5.15	---	---	---	---	---	6.33
1956 .....	---	---	---	7.20	7.50	5.00	4.00	---	---	---	---	---	5.43
1957 .....	---	---	---	10.60	8.30	6.70	6.10	---	---	---	---	---	7.07
1958 .....	---	---	---	---	8.40	5.60	3.80	---	---	---	---	---	5.77
1959 .....	---	---	---	6.50	8.20	4.25	3.90	---	---	---	---	---	4.83
1960 .....	---	---	---	---	8.50	5.30	4.90	---	---	---	---	---	5.56
1961 1/ ..	---	---	---	10.60	9.40	7.00	5.20	---	---	---	---	---	7.35
<b>EARLY SUMMER</b>													
<b>South Carolina:</b>													
1954 .....	---	---	---	---	---	2.35	2.75	2.60	---	---	---	---	2.55
1955 .....	---	---	---	---	---	3.60	1.70	1.70	---	---	---	---	2.60
1956 .....	---	---	---	---	---	3.65	2.60	2.15	---	---	---	---	2.60
1957 .....	---	---	---	---	---	2.50	2.95	3.15	---	---	---	---	3.00
1958 .....	---	---	---	---	---	4.05	2.90	2.30	---	---	---	---	2.80
1959 .....	---	---	---	---	---	3.80	3.35	3.40	3.55	---	---	---	3.45
1960 .....	---	---	---	---	---	3.10	2.75	2.30	3.75	---	---	---	2.70
1961 1/ ..	---	---	---	---	---	4.70	3.30	2.00	2.50	2.25	---	---	3.00

1/ 1961 preliminary.

Table 9 --Cantaloups: Prices received per hundredweight by farmers for fresh market--Con.

State, season, and year	Jan.	Feb.	Mar.	Apr.	May	June	July	Aug.	Sept.	Oct.	Nov.	Dec.	Season average
	Dol.	Dol.	Dol.	Dol.	Dol.	Dol.	Dol.	Dol.	Dol.	Dol.	Dol.	Dol.	Dol.
<b>EARLY SUMMER Con:</b>													
<b>Georgia:</b>													
1954 .....	---	---	---	---	---	2.10	1.95	2.05	---	---	---	---	2.05
1955 .....	---	---	---	---	---	2.75	1.80	1.80	---	---	---	---	2.25
1956 .....	---	---	---	---	---	3.75	2.65	---	---	---	---	---	3.05
1957 .....	---	---	---	---	---	3.55	3.40	3.50	---	---	---	---	3.50
1958 .....	---	---	---	---	---	3.00	2.25	2.20	---	---	---	---	2.50
1959 .....	---	---	---	---	---	4.00	3.20	7.00	---	---	---	---	3.75
1960 .....	---	---	---	---	---	4.60	2.30	3.00	---	---	---	---	3.05
1961 1/ ..	---	---	---	---	---	5.40	3.80	3.75	4.10	---	---	---	4.20
<b>Arizona:</b>													
1954 .....	---	---	---	---	---	4.05	3.65	---	---	---	---	---	3.80
1955 .....	---	---	---	---	---	5.30	5.70	---	---	---	---	---	5.65
1956 .....	---	---	---	---	---	4.10	4.45	---	---	---	---	---	4.35
1957 .....	---	---	---	---	---	8.50	7.20	---	---	---	---	---	7.70
1958 .....	---	---	---	---	---	4.95	4.00	---	---	---	---	---	4.65
1959 .....	---	---	---	---	---	4.35	4.50	---	---	---	---	---	4.35
1960 .....	---	---	---	---	---	5.10	5.70	---	---	---	---	---	5.20
1961 1/ ..	---	---	---	---	---	6.70	6.40	---	---	---	---	---	6.50
<b>Group Total:</b>													
1954 .....	---	---	---	---	---	2.80	3.35	2.30	---	---	---	---	3.07
1955 .....	---	---	---	---	---	3.40	3.45	1.80	---	---	---	---	3.34
1956 .....	---	---	---	---	---	3.85	3.25	2.15	---	---	---	---	3.37
1957 .....	---	---	---	---	---	4.25	4.65	3.20	---	---	---	---	4.23
1958 .....	---	---	---	---	---	4.30	2.80	2.30	---	---	---	---	3.36
1959 .....	---	---	---	---	---	4.20	3.50	4.50	3.55	---	---	---	3.96
1960 .....	---	---	---	---	---	4.90	2.90	2.60	3.75	---	---	---	3.66
1961 1/ ..	---	---	---	---	---	6.10	4.65	2.85	2.95	2.25	---	---	4.84
<b>MID-SUMMER</b>													
<b>Indiana:</b>													
1954 .....	---	---	---	---	---	---	4.10	2.60	1.80	---	---	---	2.75
1955 .....	---	---	---	---	---	---	3.35	1.65	1.50	---	---	---	1.85
1956 .....	---	---	---	---	---	---	2.95	2.40	1.95	---	---	---	2.60
1957 .....	---	---	---	---	---	---	3.40	3.00	3.00	---	---	---	3.20
1958 .....	---	---	---	---	---	---	1.80	1.75	1.75	---	---	---	1.75
1959 .....	---	---	---	---	---	---	4.40	2.85	3.00	---	---	---	3.20
1960 .....	---	---	---	---	---	---	3.75	3.25	2.45	---	---	---	3.20
1961 1/ ..	---	---	---	---	---	---	3.50	3.00	3.10	---	---	---	3.10
<b>Illinois:</b>													
1954 .....	---	---	---	---	---	---	---	2.95	2.70	---	---	---	2.81
1955 .....	---	---	---	---	---	---	---	2.15	1.45	---	---	---	1.95
1956 .....	---	---	---	---	---	---	---	2.30	1.95	---	---	---	2.15
1957 .....	---	---	---	---	---	---	---	4.40	3.35	---	---	---	3.60
1958 .....	---	---	---	---	---	---	---	2.00	2.65	2.75	---	---	2.35
1959 .....	---	---	---	---	---	---	---	2.55	2.55	---	---	---	2.55
1960 .....	---	---	---	---	---	---	---	2.75	2.60	2.50	---	---	2.65
1961 1/ ..	---	---	---	---	---	---	---	3.40	3.15	---	---	---	3.30
<b>Iowa:</b>													
1954 .....	---	---	---	---	---	---	4.90	3.50	2.70	3.05	---	---	3.55
1955 .....	---	---	---	---	---	---	---	3.00	2.15	---	---	---	2.85
1956 .....	---	---	---	---	---	---	---	3.85	2.75	3.60	---	---	3.65
1957 .....	---	---	---	---	---	---	5.30	4.40	3.50	---	---	---	4.30
1958 .....	---	---	---	---	---	---	---	3.55	3.00	4.00	---	---	3.50
1959 .....	---	---	---	---	---	---	---	5.60	4.20	4.20	4.25	---	4.25
1960 .....	---	---	---	---	---	---	---	5.80	4.30	3.60	4.00	---	4.25
1961 1/ ..	---	---	---	---	---	---	---	3.50	3.80	4.10	4.10	---	3.85

1/ 1961 preliminary.

Table 9 --Cantaloups: Prices received per hundredweight by farmers for fresh market--Con.

State, season, and year	Jan.	Feb.	Mar.	Apr.	May	June	July	Aug.	Sept.	Oct.	Nov.	Dec.	Season average
	Dol.	Dol.	Dol.	Dol.	Dol.	Dol.	Dol.	Dol.	Dol.	Dol.	Dol.	Dol.	Dol.
<b>MID-SUMMER, Con.</b>													
<b>Missouri:</b>													
1954 .....	---	---	---	---	---	---	2.25	2.35	---	---	---	---	2.30
1955 .....	---	---	---	---	---	---	2.65	1.40	1.30	---	---	---	1.65
1956 .....	---	---	---	---	---	---	3.10	1.85	2.30	---	---	---	2.10
1957 .....	---	---	---	---	---	---	3.40	2.70	2.50	2.50	---	---	2.75
1958 .....	---	---	---	---	---	---	3.15	2.20	2.15	---	---	---	2.35
1959 .....	---	---	---	---	---	---	4.00	3.15	3.40	---	---	---	3.40
1960 .....	---	---	---	---	---	---	3.85	2.80	2.65	3.50	---	---	2.95
1961 1/ ..	---	---	---	---	---	---	---	2.30	2.05	---	---	---	2.25
<b>Delaware:</b>													
1954 .....	---	---	---	---	---	---	2.40	2.70	2.70	---	---	---	2.65
1955 .....	---	---	---	---	---	---	3.00	2.25	---	---	---	---	2.35
1956 .....	---	---	---	---	---	---	2.65	2.25	---	---	---	---	2.25
1957 .....	---	---	---	---	---	---	4.90	4.90	---	---	---	---	4.90
1958 .....	---	---	---	---	---	---	2.50	2.05	2.10	---	---	---	2.10
1959 .....	---	---	---	---	---	---	3.25	3.00	2.00	---	---	---	3.05
1960 .....	---	---	---	---	---	---	3.05	2.55	---	---	---	---	2.65
1961 1/ ..	---	---	---	---	---	---	3.05	2.85	2.75	---	---	---	2.90
<b>Maryland:</b>													
1954 .....	---	---	---	---	---	---	2.40	2.70	2.70	---	---	---	2.65
1955 .....	---	---	---	---	---	---	3.00	2.25	2.45	---	---	---	2.45
1956 .....	---	---	---	---	---	---	2.65	2.25	2.65	---	---	---	2.30
1957 .....	---	---	---	---	---	---	4.90	4.90	4.20	---	---	---	4.85
1958 .....	---	---	---	---	---	---	2.50	2.00	2.10	---	---	---	2.05
1959 .....	---	---	---	---	---	---	3.00	3.50	3.30	---	---	---	3.35
1960 .....	---	---	---	---	---	---	3.95	2.30	3.00	---	---	---	2.60
1961 1/ ..	---	---	---	---	---	---	3.00	2.85	3.10	---	---	---	2.90
<b>North Carolina:</b>													
1954 .....	---	---	---	---	---	4.80	2.55	2.70	---	---	---	---	2.60
1955 .....	---	---	---	---	---	3.30	1.95	2.65	---	---	---	---	2.05
1956 .....	---	---	---	---	---	4.80	2.95	2.30	2.10	---	---	---	2.75
1957 .....	---	---	---	---	---	---	2.45	2.50	2.50	---	---	---	2.50
1958 .....	---	---	---	---	---	---	2.40	2.90	3.00	---	---	---	2.50
1959 .....	---	---	---	---	---	---	3.50	3.60	---	---	---	---	3.50
1960 .....	---	---	---	---	---	---	3.55	3.10	---	---	---	---	3.45
1961 1/ ..	---	---	---	---	---	3.90	3.70	3.70	4.00	---	---	---	3.70
<b>Alabama:</b>													
1959 2/ ..	---	---	---	---	---	---	---	---	---	---	---	---	3/2.90
1960 .....	---	---	---	---	---	---	---	---	---	---	---	---	3/2.40
1961 1/ ..	---	---	---	---	---	4.85	2.60	2.10	2.45	---	---	---	2.40
<b>Arkansas:</b>													
1954 .....	---	---	---	---	---	---	2.55	2.00	2.05	---	---	---	2.15
1955 .....	---	---	---	---	---	---	1.80	1.50	1.70	---	---	---	1.60
1956 .....	---	---	---	---	---	---	1.90	1.90	1.85	---	---	---	1.90
1957 .....	---	---	---	---	---	---	3.15	3.05	3.35	---	---	---	3.10
1958 .....	---	---	---	---	---	---	3.20	1.90	2.10	---	---	---	2.65
1959 .....	---	---	---	---	---	---	2.15	2.00	2.25	---	---	---	2.10
1960 .....	---	---	---	---	---	---	2.75	2.00	2.25	---	---	---	2.40
1961 1/ ..	---	---	---	---	---	---	2.80	1.90	1.75	---	---	---	2.20

1/ 1961 preliminary. 2/ Started 1959. 3/ Monthly prices not available.

Table 9 ---Cantaloups: Prices received per hundredweight by farmers for fresh market--Con.

State, season, and year	Jan.	Feb.	Mar.	Apr.	May	June	July	Aug.	Sept.	Oct.	Nov.	Dec.	Season average
	Dol.	Dol.	Dol.	Dol.	Dol.	Dol.	Dol.	Dol.	Dol.	Dol.	Dol.	Dol.	Dol.
<b>MID-SUMMER, Con.</b>													
<b>Oklahoma:</b>													
1954 .....	---	---	---	---	---	---	2.30	2.00	2.05	---	---	---	2.05
1955 .....	---	---	---	---	---	---	2.25	2.25	---	---	---	---	2.25
1956 .....	---	---	---	---	---	2.40	2.70	3.05	3.00	---	---	---	3.00
1957 .....	---	---	---	---	---	---	2.50	3.25	2.50	---	---	---	3.00
1958 .....	---	---	---	---	---	---	1.50	1.75	2.00	---	---	---	1.75
1959 .....	---	---	---	---	---	---	3.40	2.40	---	---	---	---	2.70
1960 .....	---	---	---	---	---	---	2.75	2.60	---	---	---	---	2.65
1961 1/ ..	---	---	---	---	---	---	3.00	3.00	---	---	---	---	3.00
<b>Texas:</b>													
1954 .....	---	---	---	---	---	---	3.30	3.60	3.30	---	---	---	3.45
1955 .....	---	---	---	---	---	4.45	3.45	3.00	3.20	3.20	---	---	3.30
1956 .....	---	---	---	---	---	3.40	3.00	2.65	2.65	---	---	---	2.85
1957 .....	---	---	---	---	---	---	3.20	3.95	3.70	4.00	---	---	3.85
1958 .....	---	---	---	---	---	---	2.90	2.95	3.10	---	---	---	2.95
1959 .....	---	---	---	---	---	---	3.70	4.00	4.15	---	---	---	3.95
1960 .....	---	---	---	---	---	---	2.70	3.25	3.60	4.10	---	---	3.25
1961 1/ ..	---	---	---	---	---	6.40	5.10	4.65	4.60	4.60	---	---	4.85
<b>New Mexico:</b>													
1954 .....	---	---	---	---	---	---	1.95	2.30	---	---	---	---	2.00
1955 .....	---	---	---	---	---	---	1.80	2.00	1.20	---	---	---	1.75
1956 .....	---	---	---	---	---	---	1.60	1.30	1.20	---	---	---	1.35
1957 .....	---	---	---	---	---	---	3.00	3.00	---	---	---	---	3.00
1958 .....	---	---	---	---	---	---	4.00	4.10	---	---	---	---	4.05
1959 .....	---	---	---	---	---	---	4.70	4.00	---	---	---	---	4.10
1960 .....	---	---	---	---	---	---	5.00	3.00	2.00	---	---	---	3.10
1961 1/ ..	---	---	---	---	---	---	4.50	4.00	2.50	---	---	---	4.10
<b>California:</b>													
1954 .....	---	---	---	---	---	---	3.15	3.85	3.75	2.70	2.60	---	3.45
1955 .....	---	---	---	---	---	4.00	4.15	2.90	2.90	2.90	4.20	---	3.15
1956 .....	---	---	---	---	---	---	4.05	3.50	3.60	4.35	3.25	---	3.75
1957 .....	---	---	---	---	---	---	5.20	4.40	3.55	3.60	2.50	---	4.60
1958 .....	---	---	---	---	---	3.75	3.30	3.25	3.80	3.90	---	---	3.40
1959 .....	---	---	---	---	---	3.75	4.70	4.75	4.25	3.40	2.50	---	4.50
1960 .....	---	---	---	---	---	4.75	4.70	3.45	4.10	3.15	2.65	---	4.15
1961 1/ ..	---	---	---	---	---	6.10	5.10	3.60	4.00	2.95	---	---	4.40
<b>Persians:</b>													
1954 .....	---	---	---	---	---	---	4.45	4.65	3.40	3.30	3.40	---	3.90
1955 .....	---	---	---	---	---	8.95	5.15	5.05	4.35	4.25	---	---	4.75
1956 .....	---	---	---	---	---	8.90	6.70	5.20	4.90	4.80	3.10	---	5.30
1957 .....	---	---	---	---	---	7.80	7.80	5.80	4.80	4.00	2.15	---	5.40
1958 .....	---	---	---	---	---	5.80	4.70	5.40	3.95	4.15	4.60	---	4.60
1959 .....	---	---	---	---	---	6.50	6.30	5.00	4.85	6.50	---	---	5.50
1960 .....	---	---	---	---	---	7.00	6.00	6.70	4.00	4.15	3.40	---	5.50
1961 1/ ..	---	---	---	---	---	8.50	8.50	7.30	6.10	4.20	3.05	---	6.70
<b>Group Total:</b>													
1954 .....	---	---	---	---	---	4.80	3.15	3.50	3.45	2.90	2.80	---	3.31
1955 .....	---	---	---	---	---	4.45	3.70	2.70	2.95	3.30	4.20	---	2.98
1956 .....	---	---	---	---	---	4.80	3.80	3.20	3.50	4.45	3.25	---	3.50
1957 .....	---	---	---	---	---	7.80	5.10	4.20	3.60	3.70	2.30	---	4.40
1958 .....	---	---	---	---	---	3.90	3.20	3.00	3.65	3.95	4.60	---	3.21
1959 .....	---	---	---	---	---	3.80	4.50	4.25	4.15	3.70	2.50	---	4.27
1960 .....	---	---	---	---	---	4.85	4.55	3.35	3.90	3.30	2.60	---	3.93
1961 1/ ..	---	---	---	---	---	6.10	4.95	3.60	4.05	3.15	3.05	---	4.28

1/ 1961 preliminary.

Table 9 --Cantaloups: Prices received per hundredweight by farmers for fresh market--Con.

State, season, and year	Jan.	Feb.	Mar.	Apr.	May	June	July	Aug.	Sept.	Oct.	Nov.	Dec.	Season average
	Dol.	Dol.	Dol.	Dol.	Dol.	Dol.	Dol.	Dol.	Dol.	Dol.	Dol.	Dol.	Dol.
<b>LATE SUMMER</b>													
<b>New York:</b>													
1954 .....	---	---	---	---	---	---	---	6.50	4.30	2.90	---	---	4.80
1955 .....	---	---	---	---	---	---	---	4.80	3.50	3.30	---	---	3.90
1956 .....	---	---	---	---	---	---	---	5.30	4.50	4.00	---	---	4.50
1957 .....	---	---	---	---	---	---	---	6.00	4.50	4.50	---	---	4.80
1958 .....	---	---	---	---	---	---	---	6.20	5.50	4.40	---	---	5.40
1959 .....	---	---	---	---	---	---	---	5.20	4.80	---	---	---	5.00
1960 .....	---	---	---	---	---	---	---	5.00	4.50	4.10	---	---	4.70
1961 1/ ..	---	---	---	---	---	---	6.00	5.80	4.55	3.90	---	---	4.75
<b>New Jersey:</b>													
1954 .....	---	---	---	---	---	---	---	3.20	2.35	1.80	---	---	2.55
1955 .....	---	---	---	---	---	---	---	2.40	1.95	---	---	---	2.15
1956 .....	---	---	---	---	---	---	---	2.15	2.10	---	---	---	2.15
1957 .....	---	---	---	---	---	---	5.40	4.20	3.65	2.35	---	---	4.05
1958 .....	---	---	---	---	---	---	---	2.45	1.90	---	---	---	2.20
1959 .....	---	---	---	---	---	---	2.55	2.10	2.10	---	---	---	2.10
1960 .....	---	---	---	---	---	---	3.45	1.90	2.00	---	---	---	1.95
1961 1/ ..	---	---	---	---	---	---	---	2.35	2.40	---	---	---	2.35
<b>Ohio:</b>													
1954 .....	---	---	---	---	---	---	---	5.10	3.50	---	---	---	4.05
1955 .....	---	---	---	---	---	---	---	3.50	2.80	---	---	---	3.35
1956 .....	---	---	---	---	---	---	---	4.50	4.20	---	---	---	4.25
1957 .....	---	---	---	---	---	---	6.50	6.20	4.50	---	---	---	4.90
1958 .....	---	---	---	---	---	---	---	5.50	5.00	5.00	---	---	5.00
1959 .....	---	---	---	---	---	---	---	4.50	4.50	---	---	---	4.50
1960 .....	---	---	---	---	---	---	5.00	5.00	4.50	4.50	---	---	4.65
1961 1/ ..	---	---	---	---	---	---	---	5.50	3.50	3.50	---	---	3.90
<b>Michigan:</b>													
1954 .....	---	---	---	---	---	---	---	4.70	3.30	3.35	---	---	3.90
1955 .....	---	---	---	---	---	---	---	2.55	2.60	---	---	---	2.55
1956 .....	---	---	---	---	---	---	---	4.35	3.95	4.20	---	---	4.05
1957 .....	---	---	---	---	---	---	11.00	7.70	5.40	4.55	---	---	6.60
1958 .....	---	---	---	---	---	---	---	7.50	5.70	---	---	---	6.20
1959 .....	---	---	---	---	---	---	10.00	4.95	3.85	---	---	---	4.65
1960 .....	---	---	---	---	---	---	---	3.20	2.65	---	---	---	2.80
1961 1/ ..	---	---	---	---	---	---	---	5.70	4.50	4.50	---	---	5.00
<b>Kansas:</b>													
1954 .....	---	---	---	---	---	---	---	3.45	2.90	---	---	---	3.30
1955 .....	---	---	---	---	---	---	2.65	3.75	3.60	---	---	---	3.65
1956 .....	---	---	---	---	---	---	4.40	3.35	3.00	---	---	---	3.40
1957 .....	---	---	---	---	---	---	4.50	3.55	3.30	3.10	---	---	3.40
1958 .....	---	---	---	---	---	---	3.85	2.65	2.75	---	---	---	2.80
1959 .....	---	---	---	---	---	---	4.00	3.40	3.40	---	---	---	3.40
1960 .....	---	---	---	---	---	---	4.00	3.80	3.90	---	---	---	3.90
1961 1/ ..	---	---	---	---	---	---	---	3.10	3.40	---	---	---	3.35
<b>Colorado:</b>													
1954 .....	---	---	---	---	---	---	---	2.40	2.25	---	---	---	2.35
1955 .....	---	---	---	---	---	---	---	1.70	2.00	---	---	---	1.80
1956 .....	---	---	---	---	---	---	---	1.80	2.40	---	---	---	1.95
1957 .....	---	---	---	---	---	---	---	2.50	1.95	2.10	---	---	2.15
1958 .....	---	---	---	---	---	---	---	2.35	1.50	1.80	---	---	1.95
1959 .....	---	---	---	---	---	---	---	2.35	2.40	3.00	---	---	2.40
1960 .....	---	---	---	---	---	---	---	2.75	2.35	2.10	---	---	2.50
1961 1/ ..	---	---	---	---	---	---	---	2.45	2.40	2.05	---	---	2.40

1/ 1961 preliminary.

Table 9 .--Cantaloups: Prices received per hundredweight by farmers for fresh market--Con.

State, season, and year	Jan.	Feb.	Mar.	Apr.	May	June	July	Aug.	Sept.	Oct.	Nov.	Dec.	Season average
	Dol.	Dol.	Dol.	Dol.	Dol.	Dol.	Dol.	Dol.	Dol.	Dol.	Dol.	Dol.	Dol.
<b>LATE SUMMER, Con:</b>													
<b>Utah:</b>													
1954 .....	---	---	---	---	---	---	---	3.15	1.80	1.80	---	---	1.95
1955 .....	---	---	---	---	---	---	---	2.40	1.75	2.15	---	---	1.80
1956 <u>2/</u> ..	---	---	---	---	---	---	---	1.95	1.80	---	---	---	1.80
<b>Washington:</b>													
1954 .....	---	---	---	---	---	---	---	3.25	2.55	---	---	---	3.05
1955 .....	---	---	---	---	---	---	---	2.55	2.60	---	---	---	2.55
1956 .....	---	---	---	---	---	---	3.60	2.40	2.40	---	---	---	2.40
1957 .....	---	---	---	---	---	---	4.20	3.60	3.25	---	---	---	3.55
1958 .....	---	---	---	---	---	---	2.70	2.20	2.45	---	---	---	2.25
1959 .....	---	---	---	---	---	---	7.00	3.75	3.60	---	---	---	3.90
1960 .....	---	---	---	---	---	---	4.55	2.80	2.75	---	---	---	2.80
1961 <u>1/</u> ..	---	---	---	---	---	---	3.75	2.15	2.50	---	---	---	2.20
<b>Oregon:</b>													
1954 .....	---	---	---	---	---	---	---	4.20	2.70	2.30	---	---	2.70
1955 .....	---	---	---	---	---	---	---	---	2.90	2.55	---	---	2.65
1956 .....	---	---	---	---	---	---	---	3.70	3.00	3.00	---	---	3.10
1957 .....	---	---	---	---	---	---	---	2.75	2.70	2.70	---	---	2.70
1958 .....	---	---	---	---	---	---	2.60	2.40	2.45	2.50	---	---	2.40
1959 .....	---	---	---	---	---	---	---	3.50	3.40	3.30	---	---	3.40
1960 .....	---	---	---	---	---	---	---	3.00	3.00	2.85	---	---	3.00
1961 <u>1/</u> ..	---	---	---	---	---	---	3.20	3.15	2.50	2.50	---	---	2.80
<b>Group Total:</b>													
1954 .....	---	---	---	---	---	---	---	3.70	3.10	2.50	---	---	3.37
1955 .....	---	---	---	---	---	---	---	2.65	2.90	2.75	---	---	2.80
1956 .....	---	---	---	---	---	---	---	4.40	2.80	3.50	---	---	3.18
1957 .....	---	---	---	---	---	---	---	8.20	4.70	3.70	---	---	4.18
1958 .....	---	---	---	---	---	---	---	3.50	3.35	4.00	---	---	3.68
1959 .....	---	---	---	---	---	---	---	6.00	3.55	3.65	---	---	3.63
1960 .....	---	---	---	---	---	---	---	4.10	3.20	3.10	---	---	3.18
1961 <u>1/</u> ..	---	---	---	---	---	---	---	4.75	3.50	3.60	---	---	3.52

1/ 1961 preliminary. 2/ Discontinued 1956.

Table 10.--Carrots: Prices received per hundredweight by farmers for fresh market

State, season, and year	Jan.	Feb.	Mar.	Apr.	May	June	July	Aug.	Sept.	Oct.	Nov.	Dec.	Season average
	Dol.	Dol.	Dol.	Dol.	Dol.	Dol.	Dol.	Dol.	Dol.	Dol.	Dol.	Dol.	Dol.
<b>WINTER</b>													
<b>Texas:</b>													
1954 .....	1.90	1.70	1.70	2.60	2.40	2.40	---	---	---	---	2.00	1.80	1.90
1955 .....	1.50	1.40	1.30	1.30	1.30	1.40	---	---	---	---	2.90	2.60	1.40
1956 .....	2.30	1.40	.90	.70	.80	.80	---	---	---	---	1.70	1.60	1.30
1957 .....	1.15	.85	.80	.80	1.00	1.05	---	---	---	---	2.75	2.15	1.00
1958 .....	2.25	2.05	1.40	1.25	1.40	1.55	---	---	---	---	---	1.35	1.70
1959 .....	2.00	1.30	1.45	1.45	1.30	1.50	---	---	---	---	1.35	1.35	1.50
1960 .....	.75	.54	.38	.35	.42	.60	---	---	---	---	3.00	2.90	.60
1961 1/ ..	2.35	2.55	2.30	2.50	2.50	---	---	---	---	---	2.50	1.85	2.50
<b>California:</b>													
1954 .....	4.10	3.70	4.10	5.90	6.40	6.90	---	---	---	---	---	4.50	5.40
1955 .....	5.20	4.00	3.90	4.20	3.80	5.90	---	---	---	---	---	5.60	4.20
1956 .....	5.00	4.20	3.50	3.40	4.10	3.80	---	---	---	---	---	4.40	4.10
1957 .....	4.45	3.55	3.10	2.90	3.40	3.45	---	---	---	---	---	6.50	3.45
1958 .....	7.60	5.90	4.60	4.20	4.40	4.50	---	---	---	---	---	5.30	5.20
1959 .....	4.95	4.60	4.50	4.55	4.60	4.40	---	---	---	---	---	3.50	4.60
1960 .....	3.00	2.95	3.10	3.45	4.40	4.35	---	---	---	---	---	5.80	3.55
1961 1/ ..	5.50	6.00	6.20	7.40	7.00	7.00	---	---	---	---	---	4.40	6.60
<b>Group Total:</b>													
1954 .....	2.15	2.05	2.45	4.70	5.65	4.75	---	---	---	---	2.00	2.25	3.20
1955 .....	2.05	2.05	2.15	2.50	2.75	4.15	---	---	---	---	---	3.65	2.35
1956 .....	2.95	1.85	1.40	1.55	2.40	3.10	---	---	---	---	1.70	2.55	2.10
1957 .....	1.80	1.50	1.35	1.65	2.90	3.45	---	---	---	---	2.75	3.50	1.90
1958 .....	3.85	2.80	2.15	2.00	2.70	2.80	---	---	---	---	---	3.20	2.65
1959 .....	2.95	2.80	3.00	2.95	3.00	3.05	---	---	---	---	1.35	1.55	3.00
1960 .....	1.10	1.00	.95	1.10	1.95	2.20	---	---	---	---	3.00	3.25	1.25
1961 1/ ..	3.05	3.25	3.40	5.30	6.65	7.00	---	---	---	---	2.50	2.15	3.85
<b>SPRING</b>													
<b>Arizona:</b>													
1954 .....	3.80	3.80	4.20	4.60	5.20	5.00	---	---	---	---	6.00	6.00	4.75
1955 .....	5.00	5.00	5.30	5.30	5.20	5.60	5.20	---	---	---	6.60	8.20	5.40
1956 .....	5.60	5.70	3.70	4.40	4.30	4.60	4.50	---	---	---	6.20	6.00	5.00
1957 .....	5.70	4.60	3.10	3.15	4.05	4.10	4.00	---	---	---	7.10	7.10	4.15
1958 .....	6.10	4.85	4.50	3.70	3.90	4.20	4.75	---	---	---	---	4.60	4.90
1959 .....	5.60	3.80	3.15	2.85	4.25	3.80	3.20	---	---	6.30	6.30	6.30	4.05
1960 .....	4.55	3.60	3.50	3.50	4.00	4.20	4.25	---	---	---	6.50	7.20	4.05
1961 1/ ..	5.90	4.65	6.20	8.00	7.40	5.50	6.60	---	---	---	5.50	4.50	6.40
<b>EARLY SUMMER</b>													
<b>California:</b>													
1954 .....	---	---	---	---	6.20	5.80	4.80	4.00	---	---	---	---	5.00
1955 .....	---	---	---	---	3.20	4.90	4.20	4.30	---	---	---	---	4.40
1956 .....	---	---	---	3.80	4.10	4.10	4.50	3.80	---	---	---	---	4.15
1957 .....	---	---	---	---	3.40	4.70	5.80	5.70	---	---	---	---	5.30
1958 .....	---	---	---	4.70	4.70	4.65	5.30	4.50	---	---	---	---	4.85
1959 .....	---	---	---	---	4.60	4.60	4.65	3.80	---	---	---	---	4.45
1960 .....	---	---	---	2.50	3.75	5.00	5.80	4.45	---	---	---	---	5.00
1961 1/ ..	---	---	---	---	6.70	5.60	4.70	3.90	---	---	---	---	5.00
<b>LATE SUMMER</b>													
<b>Massachusetts:</b>													
1954 .....	---	---	---	---	---	---	5.10	5.20	5.60	4.80	---	---	5.20
1955 .....	---	---	---	---	---	---	4.80	5.10	5.70	5.30	---	---	5.40
1956 .....	---	---	---	---	---	---	6.80	6.60	6.30	5.70	---	---	6.20
1957 .....	---	---	---	---	---	---	9.30	8.10	6.00	5.70	---	---	6.60
1958 .....	---	---	---	---	---	---	8.20	6.20	5.40	4.40	---	---	5.40
1959 .....	---	---	---	---	---	---	7.60	5.70	6.00	4.60	---	---	5.60
1960 .....	---	---	---	---	---	---	9.10	6.90	6.00	5.30	---	---	6.10
1961 1/ ..	---	---	---	---	---	---	8.40	7.20	5.70	5.30	---	---	6.00

1/ 1961 preliminary.

Table 10.--Carrots: Prices received per hundredweight by farmers for fresh market--Con.

State, season, and year	Jan.	Feb.	Mar.	Apr.	May	June	July	Aug.	Sept.	Oct.	Nov.	Dec.	Season average
	Dol.	Dol.	Dol.	Dol.	Dol.	Dol.	Dol.	Dol.	Dol.	Dol.	Dol.	Dol.	Dol.
<b>LATE SUMMER, Con:</b>													
<b>New Jersey:</b>													
1954 .....	3.20	3.30	4.10	4.60	5.60	5.20	3.80	2.00	1.80	1.80	2.20	2.20	2.80
1955 .....	3.50	4.00	4.00	1.80	---	3.10	3.30	2.80	2.90	2.80	3.20	3.80	3.20
1956 .....	4.00	4.80	---	---	---	---	3.40	2.60	2.00	1.90	2.30	2.00	2.35
1957 .....	2.25	1.85	1.90	2.20	---	5.30	5.60	3.70	4.55	3.90	3.20	4.65	4.65
1958 .....	6.10	5.30	5.30	---	---	---	5.00	3.10	2.90	2.50	2.20	2.35	3.30
1959 .....	2.25	2.35	3.45	---	---	4.60	3.40	2.40	2.45	2.45	2.55	3.00	2.80
1960 .....	2.90	2.45	2.35	2.35	---	5.60	5.10	3.05	3.30	2.50	2.50	2.75	3.55
1961 1/ ..	2.90	3.55	3.30	---	---	---	3.45	2.40	2.90	2.70	2.95	3.10	3.05
<b>Ohio:</b>													
1954 .....	2.40	2.20	2.00	---	---	---	3.90	3.20	3.00	2.70	3.00	3.10	3.00
1955 .....	2.60	2.80	---	---	---	---	2.50	2.50	2.70	3.00	3.50	3.50	3.00
1956 .....	3.70	3.90	---	---	---	---	2.50	3.00	3.00	2.80	2.90	2.90	2.90
1957 .....	2.90	2.90	2.90	---	---	---	4.50	4.35	4.00	3.90	3.40	3.65	3.90
1958 .....	3.80	4.00	---	---	---	---	2.50	2.80	2.80	2.70	2.90	2.90	2.80
1959 .....	3.00	2.90	3.00	---	---	---	4.00	3.00	3.00	2.60	2.50	3.00	2.85
1960 .....	2.60	2.00	2.00	---	---	---	4.50	4.50	3.50	3.30	3.20	3.30	3.55
1961 1/ ..	3.00	2.50	---	---	---	---	4.00	3.35	3.00	3.05	3.05	3.50	3.15
<b>Colorado:</b>													
1954 .....	3.00	---	---	---	---	4.00	4.00	3.20	2.70	2.20	2.20	2.60	2.70
1955 .....	2.60	---	---	---	---	---	4.10	4.00	3.80	3.30	2.60	2.60	3.50
1956 .....	---	---	---	---	---	2.90	5.00	3.70	3.20	3.10	3.20	3.40	3.35
1957 .....	---	---	---	---	---	---	5.00	5.00	5.00	5.00	5.00	5.00	5.00
1958 .....	---	---	---	---	---	---	5.00	5.00	3.55	3.20	3.20	3.30	3.65
1959 .....	---	---	---	---	---	---	5.50	5.30	4.65	4.40	3.80	3.80	4.35
1960 .....	3.60	---	---	---	---	---	6.40	5.70	5.50	5.00	5.00	5.00	5.20
1961 1/ ..	---	---	---	---	7.00	7.00	7.00	5.40	3.80	3.90	4.00	4.00	4.20
<b>Group Total:</b>													
1954 .....	2.80	2.65	3.30	4.60	5.60	4.90	4.00	3.55	3.20	2.65	2.50	2.50	3.10
1955 .....	2.80	3.50	4.00	3.80	---	3.10	3.35	3.60	3.85	3.45	3.00	3.75	3.60
1956 .....	3.90	4.50	---	---	---	---	3.80	3.95	3.85	3.45	2.85	2.45	3.50
1957 .....	2.30	2.15	2.20	2.15	---	5.30	5.70	5.50	5.00	4.80	4.35	4.25	4.95
1958 .....	5.25	4.80	5.30	---	---	---	4.90	4.65	3.95	3.30	3.00	2.80	3.75
1959 .....	2.50	2.40	3.35	---	---	4.60	4.20	4.45	4.55	4.05	3.45	3.55	4.05
1960 .....	3.00	2.30	2.30	2.35	---	5.60	5.30	5.40	5.20	4.70	4.25	3.60	4.80
1961 1/ ..	2.90	3.35	2.45	---	7.00	---	4.55	4.90	4.15	3.95	3.75	3.50	4.00
<b>EARLY FALL</b>													
<b>Massachusetts:</b>													
1954 .....	3.20	2.50	2.60	2.80	---	---	---	---	---	5.00	4.90	4.70	4.70
1955 .....	3.70	4.40	3.60	---	---	---	---	---	---	5.00	5.10	4.90	5.00
1956 .....	4.40	5.20	---	---	---	---	---	---	---	4.80	4.80	4.20	4.50
1957 .....	3.80	2.90	2.40	---	---	---	---	---	---	5.70	6.50	5.80	6.00
1958 .....	5.10	4.95	4.90	---	---	---	---	---	---	3.90	4.30	5.20	4.30
1959 .....	4.30	3.55	3.30	---	---	---	---	---	---	4.50	5.00	4.50	4.55
1960 .....	2.90	2.20	2.40	2.50	---	---	---	---	---	4.90	4.90	5.90	5.00
1961 1/ ..	4.20	5.40	4.10	---	---	---	---	---	---	5.00	5.10	5.20	5.10
<b>Connecticut:</b>													
1954 .....	---	---	---	---	---	---	5.10	5.20	5.60	4.90	4.90	4.70	5.00
1955 .....	3.70	4.40	---	---	---	---	4.80	5.10	5.70	5.20	5.10	4.90	5.20
1956 .....	4.40	5.20	---	---	---	---	6.80	6.60	6.30	5.20	4.80	4.20	5.10
1957 .....	3.80	2.90	2.40	---	---	---	9.30	8.10	6.00	5.70	6.50	5.80	6.30
1958 .....	5.10	4.95	4.90	---	---	---	8.20	6.20	5.40	4.40	4.30	5.20	4.80
1959 .....	4.30	3.55	3.70	---	---	---	7.60	5.70	6.00	4.60	5.00	4.50	5.10
1960 .....	2.90	2.20	2.40	---	---	---	9.00	6.80	5.80	5.00	4.80	5.80	5.50
1961 1/ ..	4.20	---	---	---	---	---	8.50	7.50	6.00	5.20	5.00	5.20	5.60

1/ 1961 preliminary.



Table 10.--Carrots: Prices received per hundredweight by farmers for fresh market--Con.

State, season, and year	Jan.	Feb.	Mar.	Apr.	May	June	July	Aug.	Sept.	Oct.	Nov.	Dec.	Season average
	Dol.	Dol.	Dol.	Dol.	Dol.	Dol.	Dol.	Dol.	Dol.	Dol.	Dol.	Dol.	Dol.
<b>EARLY FALL, Con.:</b>													
<b>New York:</b>													
1954 .....	1.00	.90	1.10	1.30	1.40	---	2.70	1.70	1.70	1.60	1.60	1.70	1.85
1955 .....	2.00	2.20	2.00	2.00	---	---	2.70	2.30	2.30	2.40	2.60	3.20	2.95
1956 .....	3.20	3.30	3.50	---	---	---	2.20	1.95	2.20	2.45	2.35	2.10	2.20
1957 .....	2.15	1.95	1.95	2.00	---	---	3.45	2.45	2.95	2.80	2.40	3.15	2.85
1958 .....	3.70	3.55	3.50	---	---	---	2.80	2.65	2.95	2.65	2.40	2.80	2.75
1959 .....	2.90	2.80	2.75	2.75	---	---	2.00	2.30	2.70	3.10	3.00	2.60	2.60
1960 .....	2.30	2.00	---	2.00	---	---	3.25	2.85	2.80	2.55	2.50	2.70	2.75
1961 1/ ..	2.50	2.45	2.95	3.05	---	---	3.00	2.85	2.30	2.05	2.15	2.30	2.40
<b>Pennsylvania:</b>													
1954 .....	2.40	2.40	2.20	---	---	---	5.00	3.20	3.70	3.70	2.80	2.00	3.00
1955 .....	2.90	3.50	3.30	---	---	---	3.40	3.40	3.60	3.20	3.10	3.60	3.60
1956 .....	3.80	5.10	4.00	---	---	---	---	3.70	3.90	2.90	2.40	2.40	2.45
1957 .....	2.45	2.20	2.30	---	---	---	---	---	---	3.60	3.90	3.50	4.20
1958 .....	4.50	5.00	4.75	---	---	---	---	2.95	3.05	3.00	3.00	3.05	2.85
1959 .....	2.70	2.65	3.00	---	---	---	---	3.90	3.50	3.75	3.80	3.80	3.80
1960 .....	4.30	3.50	3.50	---	---	---	---	3.75	3.60	3.50	3.40	3.20	3.35
1961 1/ ..	3.25	3.35	---	---	---	---	---	---	3.50	3.45	3.45	3.25	3.40
<b>Illinois:</b>													
1954 .....	1.50	1.30	1.30	2.30	---	---	4.20	3.00	2.00	2.00	1.80	1.60	2.10
1955 .....	1.80	2.10	2.60	2.80	---	---	3.20	2.60	2.20	2.10	2.90	3.40	2.70
1956 .....	3.30	4.10	4.00	2.60	---	---	---	2.50	2.50	1.90	1.80	1.90	1.90
1957 .....	1.90	1.60	1.70	2.00	---	---	---	4.10	3.35	2.70	2.55	3.40	3.30
1958 .....	4.55	4.45	3.50	---	---	---	3.40	2.60	2.55	1.70	1.60	2.10	2.00
1959 .....	2.20	2.00	2.05	3.35	---	---	---	2.70	2.40	2.10	2.10	2.20	2.30
1960 .....	2.30	1.95	2.55	2.10	---	---	---	2.95	2.55	1.95	2.15	2.25	2.60
1961 1/ ..	2.10	3.20	3.60	---	---	---	---	2.35	2.40	2.00	2.30	2.25	2.50
<b>Michigan:</b>													
1954 .....	2.50	2.40	2.30	---	---	---	---	3.40	2.90	2.80	2.80	2.75	2.90
1955 .....	2.50	2.50	2.40	2.40	---	---	---	3.50	3.20	3.40	3.40	3.70	3.40
1956 .....	3.50	---	---	---	---	---	---	3.30	2.80	2.90	3.00	3.30	3.00
1957 .....	---	---	---	---	---	---	---	3.40	3.60	3.55	3.75	3.85	3.60
1958 .....	4.25	---	---	---	---	---	---	2.00	2.05	1.75	1.50	2.00	1.80
1959 .....	2.40	---	---	---	---	---	---	2.95	3.30	3.25	3.35	3.10	3.25
1960 .....	---	---	---	---	---	---	3.05	3.05	2.05	1.85	2.05	2.05	2.10
1961 1/ ..	---	---	---	---	---	---	3.30	3.30	2.80	2.90	3.10	3.10	3.00
<b>Wisconsin:</b>													
1954 .....	2.90	1.80	---	---	---	---	---	3.60	3.50	2.90	2.40	3.10	3.00
1955 .....	3.00	3.00	---	---	---	---	---	2.60	2.60	3.40	3.20	3.00	3.10
1956 .....	2.80	---	---	---	---	---	---	3.00	2.90	2.90	3.00	2.80	2.90
1957 .....	2.80	---	---	---	---	---	---	2.50	2.90	2.50	2.20	2.50	2.40
1958 .....	2.60	---	---	---	---	---	---	---	3.00	2.70	3.00	2.50	2.80
1959 .....	2.70	2.70	2.70	3.00	---	---	---	3.00	3.00	2.60	2.60	2.60	2.95
1960 .....	2.50	2.50	---	---	---	---	---	4.00	3.25	3.00	2.90	2.90	3.25
1961 1/ ..	---	---	---	---	---	---	---	3.00	3.40	3.10	3.50	---	3.25
<b>Minnesota:</b>													
1954 .....	---	---	---	---	---	---	---	3.50	3.50	2.90	2.80	---	3.20
1955 .....	---	---	---	---	---	---	---	3.20	3.40	4.40	4.80	---	3.70
1956 .....	---	---	---	---	---	---	---	4.00	3.40	3.60	3.60	---	3.60
1957 .....	---	---	---	---	---	---	---	5.00	5.00	5.00	5.00	---	5.00
1958 .....	---	---	---	---	---	---	---	4.35	4.00	3.50	3.50	---	3.70
1959 .....	---	---	---	---	---	---	---	4.10	3.75	3.50	3.50	---	3.60
1960 .....	---	---	---	---	---	---	---	4.50	5.00	5.50	5.50	---	5.30
1961 1/ ..	---	---	---	---	---	---	---	5.00	5.00	5.00	5.00	5.00	5.00

1/ 1961 preliminary.

Table 10.--Carrots: Prices received per hundredweight by farmers for fresh market--Con.

State, season, and year	Jan.	Feb.	Mar.	Apr.	May	June	July	Aug.	Sept.	Oct.	Nov.	Dec.	Season average
	Dol.	Dol.	Dol.	Dol.	Dol.	Dol.	Dol.	Dol.	Dol.	Dol.	Dol.	Dol.	Dol.
<b>EARLY FALL, Con.</b>													
<b>Texas:</b>													
1955 2/ ..	---	---	---	---	---	---	---	2.50	2.80	3.00	3.60	3.60	3.00
1956 .....	---	---	---	---	---	---	---	1.80	1.80	1.80	2.00	2.00	1.90
1957 .....	1.60	---	---	---	---	---	1.00	1.50	2.20	2.70	2.40	2.30	2.30
1958 .....	2.25	---	---	---	---	---	1.85	1.60	1.05	.95	.60	1.10	1.00
1959 .....	---	---	---	---	---	---	1.55	1.25	.95	1.00	1.20	1.50	1.15
1960 .....	---	---	---	---	---	---	---	1.25	1.00	.85	.85	1.60	1.00
1961 1/ ..	2.35	---	---	---	---	---	2.00	1.40	.80	.75	1.25	1.75	1.25
<b>Idaho:</b>													
1954 .....	---	---	---	---	---	---	1.10	1.10	.80	.64	.80	---	.80
1955 .....	---	---	---	---	---	---	---	---	1.60	1.20	2.40	3.20	1.70
1956 3/ ..	---	---	---	---	---	---	---	1.00	1.00	1.00	1.00	1.00	1.00
<b>New Mexico:</b>													
1954 .....	---	---	---	---	---	---	---	3.10	2.90	3.00	3.00	---	3.00
1955 .....	---	---	---	---	---	---	---	3.60	3.70	3.40	3.60	4.00	3.60
1956 .....	---	---	---	---	---	---	---	2.50	2.50	2.50	2.70	2.50	2.50
1957 .....	2.50	---	---	---	---	---	---	3.10	3.20	3.35	3.50	3.50	3.30
1958 .....	---	---	---	---	---	---	2.15	1.75	3.30	2.75	1.25	1.25	2.35
1959 .....	1.35	---	---	---	---	---	2.15	1.80	2.35	2.30	2.30	2.30	2.30
1960 .....	---	---	---	---	---	---	---	2.00	2.00	2.25	2.25	2.25	2.20
1961 1/ ..	---	---	---	---	---	---	---	---	1.80	1.80	2.00	---	1.85
<b>Utah:</b>													
1954 .....	---	---	---	---	---	---	---	---	3.00	3.00	3.00	---	3.00
1955 .....	---	---	---	---	---	---	---	---	---	3.40	3.40	---	3.40
1956 .....	---	---	---	---	---	---	3.05	3.05	2.45	3.15	3.45	---	2.80
1957 .....	---	---	---	---	---	---	---	---	3.20	2.75	---	---	3.00
1958 4/ ..	---	---	---	---	---	---	---	2.65	2.65	2.50	---	---	2.60
<b>Washington:</b>													
1954 .....	3.50	---	---	---	---	---	4.50	3.50	3.00	3.00	3.00	3.60	3.20
1955 .....	4.00	4.00	---	---	---	---	---	3.60	3.00	3.00	3.60	4.20	3.20
1956 .....	---	---	---	---	---	---	---	3.20	3.10	2.80	3.00	3.00	3.00
1957 .....	---	---	---	---	---	---	---	4.00	4.00	4.25	4.25	4.30	4.10
1958 .....	4.00	4.00	---	---	---	---	3.75	3.65	3.50	3.40	3.50	3.50	3.55
1959 .....	3.60	3.70	3.70	---	---	---	---	4.90	4.90	4.90	5.40	5.40	5.00
1960 .....	5.20	5.20	5.20	---	---	---	4.00	4.00	3.90	3.80	3.75	3.95	4.00
1961 1/ ..	4.15	5.20	5.20	---	---	---	4.05	4.05	3.95	3.65	3.55	3.55	3.75
<b>Oregon:</b>													
1954 .....	3.80	4.00	---	---	---	---	4.20	4.30	4.50	4.00	3.70	3.70	4.00
1955 .....	3.80	3.80	---	---	---	---	---	4.20	4.00	3.90	3.80	---	4.00
1956 .....	---	---	---	---	---	---	---	3.30	2.80	2.60	2.60	2.60	2.70
1957 .....	2.60	---	---	---	---	---	5.00	5.10	5.10	4.80	4.80	4.80	4.90
1958 .....	4.80	---	---	---	---	---	5.00	4.90	4.40	4.40	4.40	4.40	4.50
1959 .....	4.90	5.00	---	---	---	---	---	3.80	2.90	2.95	3.00	3.00	3.00
1960 .....	2.90	2.90	2.90	---	---	---	---	3.50	3.00	2.90	2.75	2.85	2.90
1961 1/ ..	2.95	3.05	3.00	---	---	---	---	3.55	3.20	3.20	3.15	3.10	3.25
<b>Group Total:</b>													
1954 .....	1.80	1.40	1.35	1.40	1.40	---	2.90	2.80	2.70	2.65	2.85	2.80	2.75
1955 .....	2.75	2.90	2.25	2.05	---	---	2.80	2.95	3.25	3.30	3.55	3.55	3.35
1956 .....	3.35	3.50	3.55	2.60	---	---	2.60	2.40	2.50	2.65	2.80	2.60	2.60
1957 .....	2.55	2.10	2.10	2.00	---	---	3.45	3.10	3.15	3.55	3.40	2.70	3.25
1958 .....	3.10	4.50	3.95	---	---	---	2.75	2.70	2.50	2.25	2.20	2.00	2.35
1959 .....	3.15	2.95	2.80	3.00	---	---	1.85	2.85	2.50	2.65	2.85	2.40	2.60
1960 .....	3.10	3.30	3.65	2.10	---	---	3.45	2.90	2.20	2.35	2.15	2.85	2.45
1961 1/ ..	3.05	3.00	3.10	3.05	---	---	2.55	2.75	2.20	2.40	2.90	2.40	2.55

1/ 1961 preliminary. 2/ Started 1955. 3/ Discontinued 1956. 4/ Discontinued 1958.

Table 10.--Carrots: Prices received per hundredweight by farmers for fresh market--Con.

State, season, and year	Jan.	Feb.	Mar.	Apr.	May	June	July	Aug.	Sept.	Oct.	Nov.	Dec.	Season average
	Dol.	Dol.	Dol.	Dol.	Dol.	Dol.	Dol.	Dol.	Dol.	Dol.	Dol.	Dol.	Dol.
<b>LATE FALL</b>													
California:													
1954 .....	4.70	2.40	2.60	4.10	---	---	---	---	5.00	4.80	5.40	5.00	4.80
1955 .....	4.80	3.00	3.00	3.00	---	---	---	---	4.70	5.10	6.80	6.70	5.50
1956 .....	4.10	4.30	3.90	3.90	---	---	---	---	4.00	3.90	4.50	4.00	4.00
1957 .....	3.75	3.20	3.00	3.00	---	---	---	---	5.90	6.30	6.30	6.00	6.20
1958 .....	7.80	5.70	3.60	3.20	---	---	---	---	4.30	4.00	3.90	3.95	3.75
1959 .....	3.20	2.15	2.20	2.20	---	---	---	---	4.05	4.25	4.60	3.80	3.90
1960 .....	2.20	2.55	2.00	2.00	---	---	---	---	4.35	4.55	4.70	5.80	5.00
1961 1/ ..	5.70	5.00	5.20	6.20	---	---	---	---	4.10	4.10	4.40	4.65	4.60

1/ 1961 preliminary.

Table 11.--Cauliflower: Prices received per hundredweight by farmers for fresh market

State, season, and year	Jan.	Feb.	Mar.	Apr.	May	June	July	Aug.	Sept.	Oct.	Nov.	Dec.	Season average
	Dol.	Dol.	Dol.	Dol.	Dol.	Dol.	Dol.	Dol.	Dol.	Dol.	Dol.	Dol.	Dol.
<b>WINTER</b>													
<b>Florida:</b>													
1954 .....	6.40	6.60	7.90	7.10	6.90	---	---	---	---	---	---	11.10	6.90
1955 .....	8.40	9.60	9.10	8.60	8.60	---	---	---	---	---	8.80	8.80	9.00
1956 .....	6.90	7.80	8.10	7.40	7.40	---	---	---	---	---	---	9.10	7.70
1957 .....	7.00	7.80	10.00	8.00	8.00	---	---	---	---	---	8.50	8.50	8.00
1958 .....	8.00	8.40	8.40	7.60	7.60	7.60	---	---	---	---	---	7.60	8.20
1959 .....	8.40	6.70	7.50	5.80	8.50	---	---	---	---	---	---	13.30	7.30
1960 .....	9.30	9.50	10.00	8.00	8.40	---	---	---	---	---	---	12.20	9.50
1961 1/ 2/ ..	10.10	7.40	4.20	12.00	10.70	---	---	---	---	---	---	---	8.80
<b>Texas:</b>													
1954 .....	5.40	7.40	---	---	---	---	---	---	---	---	9.80	9.30	6.00
1955 .....	8.40	11.80	---	---	---	---	---	---	---	---	7.35	7.80	9.00
1956 .....	8.20	8.20	8.40	---	---	---	---	---	---	---	6.40	7.80	8.00
1957 .....	7.10	7.70	7.70	---	---	---	---	---	---	---	8.70	9.60	7.40
1958 .....	12.00	12.40	13.40	---	---	---	---	---	---	---	12.20	10.20	10.80
1959 .....	9.10	10.00	8.20	---	---	---	---	---	---	---	11.30	11.80	9.90
1960 .....	13.30	14.20	---	---	---	---	---	---	---	---	11.10	11.10	12.00
1961 1/ ..	10.50	9.80	9.80	---	---	---	---	---	---	---	---	6.30	10.30
<b>Arizona:</b>													
1954 .....	8.10	7.90	8.80	---	---	---	---	---	---	---	---	---	8.20
1955 .....	9.80	9.80	9.80	9.80	---	---	---	---	---	---	---	---	9.80
1956 .....	9.10	8.60	8.50	---	---	---	---	---	---	---	---	---	8.80
1957 .....	5.50	6.70	7.30	---	---	---	---	---	---	---	---	8.70	6.10
1958 .....	8.70	10.80	10.80	---	---	---	---	---	---	---	---	---	9.50
1959 .....	---	---	---	---	---	---	---	---	---	---	---	---	9.30
1960 .....	---	---	---	---	---	---	---	---	---	---	---	8.70	3/11.10
1961 1/ ..	9.90	9.80	9.50	---	---	---	---	---	---	---	---	10.90	9.60
<b>Group Total:</b>													
1954 .....	5.95	6.95	8.15	7.10	---	---	---	---	---	---	9.80	9.30	6.45
1955 .....	8.40	10.30	9.40	8.60	8.60	---	---	---	---	---	---	7.85	9.00
1956 .....	8.10	8.00	8.30	7.40	7.40	---	---	---	---	---	6.40	7.80	8.00
1957 .....	7.00	7.60	9.00	8.00	---	---	---	---	---	---	8.70	9.60	7.40
1958 .....	11.60	11.60	10.90	7.60	7.60	7.60	---	---	---	---	12.20	10.00	10.50
1959 .....	9.00	9.30	7.80	5.80	8.50	---	---	---	---	---	---	11.30	9.50
1960 .....	11.50	12.80	11.60	8.00	8.40	---	---	---	---	---	11.10	11.20	11.70
1961 1/ ..	10.30	9.40	9.20	12.00	10.70	---	---	---	---	---	---	6.50	10.00
<b>EARLY SPRING</b>													
<b>California:</b>													
1954 .....	---	5.70	5.20	5.90	7.60	7.40	4.90	---	---	---	---	---	5.90
1955 .....	---	7.60	6.60	6.90	6.90	6.90	6.60	---	---	---	---	---	6.90
1956 .....	---	8.10	7.60	8.40	7.10	5.90	5.90	---	---	---	---	---	7.40
1957 .....	---	6.40	5.80	5.30	6.50	5.90	5.00	---	---	---	---	---	5.80
1958 .....	---	7.40	8.00	6.80	7.90	5.60	5.50	---	---	---	---	---	7.20
1959 .....	---	6.30	5.60	5.50	6.20	5.60	5.60	---	---	---	---	---	5.80
1960 .....	---	5.60	5.60	6.10	6.70	5.80	5.80	---	---	---	---	---	5.80
1961 1/ ..	---	4.40	5.10	6.10	5.60	5.80	6.30	---	---	---	---	---	5.30
<b>LATE SPRING</b>													
<b>New Jersey:</b>													
1954 .....	---	---	---	---	6.40	6.10	5.90	---	---	---	---	---	6.10
1955 .....	---	---	---	---	9.10	6.60	10.10	---	---	---	---	---	7.10
1956 .....	---	---	---	---	12.30	5.90	5.60	---	---	---	---	---	6.00
1957 .....	---	---	---	---	10.00	7.30	---	---	---	---	---	---	7.60
1958 .....	---	---	---	---	11.10	7.50	14.50	---	---	---	---	---	8.60
1959 .....	---	---	---	---	6.80	5.30	5.40	---	---	---	---	---	5.40
1960 .....	---	---	---	---	10.00	6.50	7.60	---	---	---	---	---	6.80
1961 1/ ..	---	---	---	---	9.60	9.30	10.20	---	---	---	---	---	9.40

1/ 1961 preliminary. 2/ Discontinued 1961. 3/ Monthly prices not available.

Table 11.--Cauliflower: Prices received per hundredweight by farmers for fresh market--Con.

State, season, and year	Jan.	Feb.	Mar.	Apr.	May	June	July	Aug.	Sept.	Oct.	Nov.	Dec.	Season average
	Dol.	Dol.	Dol.	Dol.	Dol.	Dol.	Dol.	Dol.	Dol.	Dol.	Dol.	Dol.	Dol.
<b>SUMMER</b>													
<b>New York:</b>													
1954 .....	---	---	---	---	---	5.90	10.50	8.10	7.50	5.90	8.10	---	7.60
1955 .....	---	---	---	---	---	7.10	7.10	8.10	11.70	7.90	6.70	---	8.70
1956 .....	---	---	---	---	---	8.70	8.90	8.10	7.10	6.60	5.60	---	7.40
1957 .....	---	---	---	---	---	9.10	9.60	8.20	8.00	6.20	6.00	---	7.70
1958 .....	---	---	---	---	---	---	7.30	8.30	8.30	7.80	7.50	---	8.00
1959 .....	---	---	---	---	---	8.40	7.00	7.10	7.60	7.50	9.10	---	7.30
1960 .....	---	---	---	---	---	7.50	9.10	8.70	7.80	7.30	7.50	7.50	8.10
1961 1/ ..	---	---	---	---	---	---	9.10	9.40	8.20	7.50	8.20	7.30	8.40
<b>Colorado:</b>													
1954 .....	---	---	---	---	---	24.60	12.30	7.10	5.40	5.90	---	---	6.70
1955 .....	---	---	---	---	---	---	8.40	7.40	7.10	6.90	6.90	---	7.30
1956 .....	---	---	---	---	---	22.20	8.40	5.90	3.90	4.45	5.90	---	5.40
1957 .....	---	---	---	---	---	---	9.10	5.90	4.45	4.55	4.55	---	5.40
1958 .....	---	---	---	---	---	---	7.30	4.00	4.70	7.50	7.50	---	5.00
1959 .....	---	---	---	---	---	---	10.90	7.50	5.50	8.20	7.30	---	7.00
1960 .....	---	---	---	---	---	---	10.90	5.30	5.80	5.10	5.20	---	5.80
1961 1/ ..	---	---	---	---	---	---	9.10	6.70	7.10	7.10	7.10	7.10	7.10
<b>Washington:</b>													
1954 .....	---	---	---	8.10	13.00	11.40	7.80	9.10	7.80	8.10	8.10	---	8.70
1955 .....	---	---	---	---	9.70	8.10	7.10	6.40	7.10	8.10	8.10	---	7.40
1956 .....	---	---	---	---	12.90	8.10	7.80	8.50	7.20	6.50	6.50	---	7.60
1957 .....	---	---	---	---	---	7.70	10.90	7.50	6.90	8.40	7.30	---	8.20
1958 .....	---	---	---	---	7.80	7.80	7.60	8.20	7.90	7.60	---	---	7.90
1959 .....	---	---	---	---	---	7.30	6.40	8.50	8.60	8.50	9.10	---	7.90
1960 .....	---	---	---	---	---	9.30	8.80	9.00	9.40	9.00	8.40	---	9.10
1961 1/ ..	---	---	---	---	---	6.60	6.90	6.40	5.50	6.20	7.40	---	6.30
<b>Group Total:</b>													
1954 .....	---	---	---	8.10	13.00	8.60	10.00	7.85	6.95	6.00	8.10	---	7.50
1955 .....	---	---	---	---	---	7.70	7.50	7.50	9.60	7.75	6.70	---	8.10
1956 .....	---	---	---	---	---	9.60	8.50	7.40	6.10	6.20	5.80	---	6.90
1957 .....	---	---	---	---	---	8.00	9.70	7.50	7.10	5.90	6.00	---	7.20
1958 .....	---	---	---	---	7.80	7.80	7.30	6.40	7.50	7.70	7.50	---	7.20
1959 .....	---	---	---	---	---	7.60	7.20	7.30	6.90	7.90	8.70	---	7.30
1960 .....	---	---	---	---	---	8.80	9.30	7.90	7.40	6.80	7.00	7.50	7.70
1961 1/ ..	---	---	---	---	---	6.60	8.70	8.10	7.50	7.20	7.80	7.20	7.70
<b>EARLY FALL</b>													
<b>New York, L.I.:</b>													
1954 .....	---	---	---	---	---	---	---	4.65	5.40	6.40	9.80	7.90	7.20
1955 .....	---	---	---	---	---	---	---	---	11.10	6.40	6.10	5.40	6.70
1956 .....	---	---	---	---	---	---	---	---	5.30	5.80	4.45	5.60	4.95
1957 .....	---	---	---	---	---	---	---	---	6.90	4.20	5.00	6.50	5.10
1958 .....	---	---	---	---	---	---	---	---	7.30	6.00	6.10	8.10	6.30
1959 .....	---	---	---	---	---	---	---	---	4.90	8.50	7.10	6.70	7.30
1960 .....	---	---	---	---	---	---	---	---	6.10	6.60	7.00	6.40	6.70
1961 1/ ..	---	---	---	---	---	---	---	---	---	7.10	7.80	4.80	7.20
<b>New Jersey:</b>													
1954 .....	---	---	---	---	---	---	---	6.90	8.10	6.60	10.80	8.80	8.10
1955 .....	---	---	---	---	---	---	---	---	---	9.10	8.40	8.80	8.70
1956 .....	---	---	---	---	---	---	---	---	5.10	5.80	4.55	---	5.40
1957 .....	---	---	---	---	---	---	---	6.90	6.90	4.10	4.35	5.40	5.00
1958 .....	---	---	---	---	---	---	---	---	6.20	6.30	6.00	---	6.20
1959 .....	---	---	---	---	---	---	---	---	5.50	6.20	7.30	---	6.70
1960 .....	---	---	---	---	---	---	---	8.50	6.20	6.30	7.10	---	6.60
1961 1/ ..	---	---	---	---	---	---	---	5.60	5.60	7.30	8.20	8.20	7.40

1/ 1961 preliminary.

Table 11.--Cauliflower: Prices received per hundredweight by farmers for fresh market--Con.

State, season, and year	Jan.	Feb.	Mar.	Apr.	May	June	July	Aug.	Sept.	Oct.	Nov.	Dec.	Season average
	Dol.	Dol.	Dol.	Dol.	Dol.	Dol.	Dol.	Dol.	Dol.	Dol.	Dol.	Dol.	Dol.
<b>EARLY FALL, Con:</b>													
<b>Ohio:</b>													
1954 .....	---	---	---	---	---	---	---	---	---	---	---	---	2/ 8.40
1955 .....	---	---	---	---	---	---	---	---	---	---	---	---	2/ 9.60
1956 .....	---	---	---	---	---	9.10	9.10	9.10	9.10	7.80	9.80	---	8.50
1957 .....	---	---	---	---	---	12.70	9.10	10.90	9.10	8.40	10.20	10.50	9.20
1958 .....	---	---	---	---	---	10.00	10.00	9.10	9.10	8.20	7.80	9.10	8.30
1959 .....	---	---	---	---	---	10.90	10.90	10.90	10.90	10.50	12.00	---	10.90
1960 .....	---	---	---	---	---	10.90	10.00	11.80	9.40	9.10	10.00	8.90	9.50
1961 1/ ..	---	---	---	---	---	10.70	10.70	7.60	7.60	6.70	7.10	6.50	7.50
<b>Michigan:</b>													
1954 .....	---	---	---	---	---	---	---	12.00	9.80	8.10	9.30	---	9.30
1955 .....	---	---	---	---	---	---	---	9.80	14.70	9.80	9.80	9.30	10.50
1956 .....	---	---	---	---	---	---	---	9.80	8.60	8.40	8.40	---	8.50
1957 .....	---	---	---	---	---	---	---	14.20	11.50	9.00	8.90	8.00	10.00
1958 .....	---	---	---	---	---	---	10.20	10.20	9.50	8.50	9.50	---	9.00
1959 .....	---	---	---	---	---	---	10.90	10.90	10.90	11.30	11.30	---	11.20
1960 .....	---	---	---	---	---	---	10.40	10.40	9.40	7.60	8.90	---	8.50
1961 1/ ..	---	---	---	---	---	---	12.50	12.50	10.50	9.10	9.80	9.80	9.90
<b>Wisconsin:</b>													
1959 3/ ..	---	---	---	---	---	---	---	---	---	---	---	---	2/10.00
1960 .....	---	---	---	---	---	---	---	---	---	---	---	---	2/ 8.80
1961 1/ ..	---	---	---	---	---	---	---	7.50	8.00	8.00	10.00	---	8.20
<b>Oregon:</b>													
1954 .....	---	---	---	---	---	---	---	9.80	8.60	7.60	12.80	7.10	8.90
1955 .....	---	---	---	---	---	---	---	9.10	7.10	7.90	11.10	---	8.20
1956 .....	---	---	---	---	---	10.90	9.10	8.40	8.40	5.50	5.60	5.60	6.80
1957 .....	5.60	---	---	---	---	---	---	10.20	8.70	7.80	7.70	7.60	8.10
1958 .....	---	---	---	---	9.30	9.30	9.30	9.30	9.10	8.30	7.50	6.50	7.80
1959 .....	6.50	6.50	6.50	6.50	---	6.70	6.70	6.70	6.90	6.40	5.30	5.40	6.10
1960 .....	---	---	---	---	6.90	6.60	6.40	5.80	7.10	6.40	7.30	7.80	6.90
1961 1/ ..	7.80	---	8.00	8.00	8.00	8.00	8.00	8.00	6.40	6.40	6.40	6.10	6.90
<b>Group Total:</b>													
1954 .....	---	---	---	---	---	---	---	7.85	7.70	6.90	10.10	7.80	7.90
1955 .....	---	---	---	---	---	---	---	9.45	11.80	7.55	6.60	6.00	7.50
1956 .....	---	---	---	---	---	9.70	9.10	9.20	7.20	6.50	4.70	5.60	5.80
1957 .....	---	---	---	---	---	12.70	9.10	12.00	8.40	5.60	5.90	6.60	6.40
1958 .....	---	---	---	---	9.30	9.50	9.90	10.00	8.40	7.00	6.50	7.70	7.10
1959 .....	6.50	6.50	6.50	6.50	---	8.40	8.80	10.40	7.70	9.00	7.20	6.60	8.00
1960 .....	---	---	---	---	6.90	8.30	8.90	9.40	7.60	7.00	7.20	6.50	7.30
1961 1/ ..	7.80	---	8.00	8.00	8.00	9.40	10.60	8.40	9.00	7.40	7.80	5.20	7.60
<b>LATE FALL</b>													
<b>California:</b>													
1954 .....	---	---	---	---	---	---	---	7.90	5.70	6.10	6.90	6.40	6.70
1955 .....	7.60	---	---	---	---	---	---	6.10	6.90	6.90	4.90	4.65	5.60
1956 .....	6.40	---	---	---	---	---	---	5.60	5.20	4.90	4.90	3.90	4.65
1957 .....	4.35	---	---	---	---	---	---	5.90	5.50	4.25	4.70	4.00	5.00
1958 .....	6.20	---	---	---	---	---	---	5.90	6.60	5.90	6.70	4.90	5.80
1959 .....	6.10	---	---	---	---	---	---	8.50	8.90	7.50	6.50	7.90	7.50
1960 .....	7.50	---	---	---	---	---	---	6.20	7.00	5.90	5.00	5.00	5.30
1961 1/ ..	5.00	---	---	---	---	---	---	7.80	7.30	6.70	7.80	8.70	8.70

1/ 1961 preliminary. 2/ Monthly prices not available. 3/ Started 1959.

Table 12.--Celery: Prices received per hundredweight by farmers for fresh market

State, season, and year	Jan.	Feb.	Mar.	Apr.	May	June	July	Aug.	Sept.	Oct.	Nov.	Dec.	Season average
	Dol.	Dol.	Dol.	Dol.	Dol.	Dol.	Dol.	Dol.	Dol.	Dol.	Dol.	Dol.	Dol.
<b>WINTER</b>													
<b>Florida:</b>													
1954 .....	3.25	3.40	2.85	1.85	---	---	---	---	---	---	3.75	4.25	3.10
1955 .....	3.75	4.85	4.10	3.35	---	---	---	---	---	---	3.80	2.60	4.15
1956 .....	2.80	2.70	2.85	2.90	---	---	---	---	---	3.30	3.80	3.55	2.80
1957 .....	4.75	4.90	3.20	2.45	---	---	---	---	---	---	3.25	3.10	4.00
1958 .....	3.45	4.35	5.20	6.90	---	---	---	---	---	---	4.25	2.75	4.60
1959 .....	2.35	2.20	2.00	2.10	---	---	---	---	---	---	4.15	2.90	2.40
1960 .....	2.85	3.35	2.60	2.25	---	---	---	---	---	---	3.05	2.20	2.95
1961 1/ ..	2.60	3.10	2.55	2.85	---	---	---	---	---	---	4.25	3.20	2.65
<b>Arizona:</b>													
1954 .....	---	3.75	3.90	3.15	---	---	---	---	---	---	---	---	3.85
1955 .....	---	6.25	5.40	3.75	---	---	---	---	---	---	---	---	4.90
1956 .....	---	3.75	4.50	4.60	---	---	---	---	---	---	---	---	4.45
1957 .....	6.50	6.20	4.20	---	---	---	---	---	---	---	---	4.15	5.50
1958 .....	4.85	5.70	6.70	5.00	---	---	---	---	---	---	---	5.10	5.80
1959 .....	3.70	3.00	2.90	3.15	3.15	3.15	---	---	---	---	---	5.20	3.45
1960 .....	4.60	5.00	3.75	3.00	---	---	---	---	---	---	---	---	4.10
1961 1/ ..	4.60	4.30	2.95	3.15	---	---	---	---	---	---	---	---	3.20
<b>California:</b>													
1954 .....	4.40	4.10	3.60	---	---	---	---	---	---	---	3.15	3.50	3.85
1955 .....	4.35	5.15	4.65	---	---	---	---	---	---	---	3.65	3.10	4.35
1956 .....	3.40	3.40	3.50	---	---	---	---	---	---	---	3.40	4.85	3.40
1957 .....	5.80	5.10	3.10	---	---	---	---	---	---	---	2.40	3.30	4.60
1958 .....	4.00	4.85	5.20	---	---	---	---	---	---	---	3.10	3.00	4.30
1959 .....	2.95	2.60	2.45	---	---	---	---	---	---	---	3.10	3.40	2.75
1960 .....	4.15	3.95	3.45	---	---	---	---	---	---	---	2.55	2.30	3.65
1961 1/ ..	3.20	3.40	2.50	---	---	---	---	---	---	---	3.90	2.80	2.85
<b>Group Total:</b>													
1954 .....	3.80	3.70	3.15	2.05	---	---	---	---	---	---	3.30	3.80	3.45
1955 .....	4.05	4.95	4.35	3.45	---	---	---	---	---	---	3.70	2.80	4.25
1956 .....	3.10	3.05	3.20	3.00	---	---	---	---	---	3.30	3.50	4.15	3.10
1957 .....	5.20	5.40	3.20	2.45	---	---	---	---	---	---	2.80	3.20	4.30
1958 .....	3.90	4.75	5.40	6.90	---	---	---	---	---	---	3.60	2.90	4.50
1959 .....	2.70	2.45	2.25	2.20	3.15	3.15	---	---	---	---	3.45	3.20	2.60
1960 .....	3.50	3.60	3.00	2.30	---	---	---	---	---	---	2.75	2.25	3.30
1961 1/ ..	2.90	3.25	2.55	2.90	---	---	---	---	---	---	4.00	3.00	2.75
<b>SPRING</b>													
<b>Florida:</b>													
1954 .....	---	---	---	1.85	3.10	3.90	---	---	---	---	---	---	2.60
1955 .....	---	---	---	3.35	2.90	3.35	---	---	---	---	---	---	3.15
1956 .....	---	---	---	2.90	2.90	4.85	---	---	---	---	---	---	3.15
1957 .....	---	---	---	2.45	4.10	5.70	---	---	---	---	---	---	3.50
1958 .....	---	---	---	6.90	7.30	4.90	---	---	---	---	---	---	6.60
1959 .....	---	---	---	2.10	2.30	2.80	---	---	---	---	---	---	2.30
1960 .....	---	---	---	2.25	2.65	2.95	---	---	---	---	---	---	2.55
1961 1/ ..	---	---	---	2.85	3.20	3.85	3.65	---	---	---	---	---	3.20
<b>California:</b>													
1954 .....	---	---	---	2.60	3.60	3.50	3.10	2.50	---	---	---	---	3.25
1955 .....	---	---	---	3.50	3.50	3.50	3.00	2.75	---	---	---	---	3.40
1956 .....	---	---	---	3.50	3.25	3.75	2.90	2.50	---	---	---	---	3.40
1957 .....	---	---	3.35	4.55	4.65	5.10	3.90	1.85	---	---	---	---	4.55
1958 .....	---	---	---	8.60	7.60	4.65	3.40	1.95	---	---	---	---	6.40
1959 .....	---	---	---	3.00	2.85	4.00	2.05	2.35	---	---	---	---	3.10
1960 .....	---	---	---	2.55	4.00	3.65	2.85	3.50	---	---	---	---	3.45
1961 1/ ..	---	---	---	3.10	3.70	3.70	3.30	3.40	---	---	---	---	3.50

1/ 1961 preliminary.

Table 12.--Celery: Prices received per hundredweight by farmers for fresh market--Con.

State, season, and year	Jan.	Feb.	Mar.	Apr.	May	June	July	Aug.	Sept.	Oct.	Nov.	Dec.	Season average
	Dol.	Dol.	Dol.	Dol.	Dol.	Dol.	Dol.	Dol.	Dol.	Dol.	Dol.	Dol.	Dol.
<b>SPRING, Con.</b>													
Group Total:													
1954 .....	---	---	---	2.15	3.30	3.60	3.10	2.50	---	---	---	---	2.95
1955 .....	---	---	---	3.40	3.20	3.45	3.00	2.75	---	---	---	---	3.30
1956 .....	---	---	---	3.20	3.10	3.95	2.90	2.50	---	---	---	---	3.35
1957 .....	---	---	3.35	3.35	4.40	5.20	3.90	1.85	---	---	---	---	4.15
1958 .....	---	---	---	7.90	7.50	4.75	3.40	1.95	---	---	---	---	6.50
1959 .....	---	---	---	2.60	2.60	3.55	2.05	2.35	---	---	---	---	2.80
1960 .....	---	---	---	2.40	3.40	3.45	2.85	3.50	---	---	---	---	3.05
1961 1/ ..	---	---	---	2.95	3.45	3.75	3.35	3.40	---	---	---	---	3.35
<b>EARLY SUMMER</b>													
<b>Massachusetts</b>													
1954 .....	---	---	---	---	---	10.80	7.55	6.15	---	---	---	---	6.90
1955 .....	---	---	---	---	---	11.90	8.85	8.95	---	---	---	---	9.10
1956 .....	---	---	---	---	---	---	9.00	9.00	---	---	---	---	9.00
1957 .....	---	---	---	---	---	15.00	13.20	9.00	---	---	---	---	10.70
1958 .....	---	---	---	---	---	---	9.50	7.90	---	---	---	---	8.50
1959 .....	---	---	---	---	---	---	9.10	8.40	---	---	---	---	8.60
1960 .....	---	---	---	---	---	---	12.60	13.00	---	---	---	---	12.90
1961 1/ ..	---	---	---	---	---	---	14.00	11.20	---	---	---	---	12.00
<b>Ohio:</b>													
1954 .....	---	---	---	---	---	6.80	5.90	5.20	5.00	---	---	---	5.50
1955 .....	---	---	---	---	---	4.45	3.90	3.75	3.95	---	---	---	3.90
1956 .....	---	---	---	---	---	5.90	4.30	3.45	---	---	---	---	3.95
1957 .....	---	---	---	---	---	5.20	4.35	3.80	---	---	---	---	4.20
1958 .....	---	---	---	---	---	5.50	5.00	4.30	---	---	---	---	4.80
1959 .....	---	---	---	---	---	7.00	4.00	3.40	---	---	---	---	4.00
1960 .....	---	---	---	---	---	7.50	4.20	3.05	---	---	---	---	3.95
1961 .....	---	---	---	---	---	7.20	3.20	2.20	---	---	---	---	2.90
<b>Michigan:</b>													
1954 .....	---	---	---	---	---	5.40	3.90	2.85	---	---	---	---	3.35
1955 .....	---	---	---	---	---	4.25	3.90	4.35	---	---	---	---	4.15
1956 .....	---	---	---	---	---	6.70	4.20	3.25	---	---	---	---	3.60
1957 .....	---	---	---	---	---	5.00	4.20	3.40	---	---	---	---	3.80
1958 .....	---	---	---	---	---	6.60	4.50	2.35	---	---	---	---	3.40
1959 .....	---	---	---	---	---	5.40	4.05	3.20	---	---	---	---	3.60
1960 .....	---	---	---	---	---	5.70	4.05	3.50	---	---	---	---	3.75
1961 1/ ..	---	---	---	---	---	---	3.80	2.50	---	---	---	---	2.95
<b>California:</b>													
1954 .....	---	---	---	---	---	3.60	3.50	3.25	---	---	---	---	3.40
1955 .....	---	---	---	---	---	3.85	3.60	3.60	---	---	---	---	3.60
1956 .....	---	---	---	---	---	4.00	3.50	2.65	---	---	---	---	3.25
1957 .....	---	---	---	---	---	5.30	3.65	2.80	---	---	---	---	3.70
1958 .....	---	---	---	---	---	5.00	3.50	2.15	---	---	---	---	3.35
1959 .....	---	---	---	---	2.85	4.00	2.55	3.75	---	---	---	---	3.35
1960 .....	---	---	---	---	4.45	4.45	3.65	4.45	---	---	---	---	4.10
1961 1/ ..	---	---	---	---	3.70	3.60	3.70	3.40	---	---	---	---	3.60
<b>Group Total:</b>													
1954 .....	---	---	---	---	---	3.85	3.85	3.35	5.00	---	---	---	3.60
1955 .....	---	---	---	---	---	4.05	3.85	3.90	3.95	---	---	---	3.90
1956 .....	---	---	---	---	---	4.05	3.75	3.00	---	---	---	---	3.45
1957 .....	---	---	---	---	---	5.30	3.85	3.10	---	---	---	---	3.80
1958 .....	---	---	---	---	---	5.10	3.85	2.45	---	---	---	---	3.50
1959 .....	---	---	---	---	2.85	4.10	2.90	3.65	---	---	---	---	3.45
1960 .....	---	---	---	---	4.45	4.60	3.80	4.10	---	---	---	---	4.05
1961 1/ ..	---	---	---	---	3.70	3.70	3.70	3.10	---	---	---	---	3.50

1/ 1961 preliminary.



Table 12.--Celery: Prices received per hundredweight by farmers for fresh market--Con.

State, season, and year	Jan.	Feb.	Mar.	Apr.	May	June	July	Aug.	Sept.	Oct.	Nov.	Dec.	Season average
	Dol.	Dol.	Dol.	Dol.	Dol.	Dol.	Dol.	Dol.	Dol.	Dol.	Dol.	Dol.	Dol.
<b>LATE SUMMER</b>													
<b>New York:</b>													
1954 .....	---	---	---	---	---	4.00	2.40	3.20	3.00	2.70	3.00	---	2.85
1955 .....	---	---	---	---	---	6.20	3.30	5.00	5.50	4.00	3.50	---	4.50
1956 .....	---	---	---	---	---	7.50	4.00	3.35	3.00	3.15	3.40	---	3.25
1957 .....	---	---	---	---	---	---	4.30	3.40	3.60	3.40	4.20	---	3.65
1958 .....	---	---	---	---	---	---	3.50	2.95	3.40	3.25	3.40	---	3.25
1959 .....	---	---	---	---	---	---	3.50	3.80	4.50	4.80	5.00	---	4.15
1960 .....	---	---	---	---	---	---	4.60	4.10	4.20	3.70	3.50	---	4.10
1961 1/ ..	---	---	---	---	---	---	4.25	3.20	3.55	3.90	4.00	---	3.65
<b>New Jersey:</b>													
1954 .....	---	---	---	---	---	4.00	2.90	1.90	2.35	2.75	3.50	---	2.80
1955 .....	---	---	---	---	---	6.40	3.75	4.00	5.00	3.60	3.15	3.40	3.95
1956 .....	---	---	---	---	---	7.20	4.25	2.75	2.65	2.60	2.50	---	3.05
1957 .....	---	---	---	---	---	8.30	4.25	2.75	3.65	3.25	2.80	2.60	3.60
1958 .....	---	---	---	---	---	6.90	4.20	2.45	3.30	3.00	2.85	---	3.30
1959 .....	---	---	---	---	---	4.70	3.40	2.40	3.10	4.00	3.40	---	3.40
1960 .....	---	---	---	---	---	4.90	3.80	3.70	3.90	3.40	3.00	---	3.65
1961 1/ ..	---	---	---	---	---	4.60	3.15	2.70	2.85	2.95	3.00	---	2.95
<b>Colorado:</b>													
1954 .....	---	---	---	---	---	---	4.65	3.85	3.50	2.90	3.35	5.00	3.65
1955 .....	---	---	---	---	---	---	5.00	3.85	5.00	5.75	5.00	---	4.65
1956 .....	---	---	---	---	---	---	5.20	4.00	3.15	2.85	2.90	3.00	3.50
1957 .....	3.00	---	---	---	---	---	5.80	4.50	4.25	3.35	4.00	4.50	4.25
1958 .....	---	---	---	---	---	---	5.60	4.35	4.15	3.20	3.50	4.00	4.00
1959 .....	---	---	---	---	---	---	4.70	4.70	4.50	4.20	5.00	5.00	4.50
1960 .....	---	---	---	---	---	---	---	5.30	4.35	3.95	3.90	3.90	4.20
1961 1/ ..	---	---	---	---	---	---	5.00	5.00	4.80	4.70	4.70	4.70	4.80
<b>Washington:</b>													
1954 .....	---	---	---	---	---	---	4.80	2.90	2.40	2.40	2.90	---	2.80
1955 .....	---	---	---	---	---	---	4.90	3.50	3.50	4.00	4.40	---	3.85
1956 .....	---	---	---	---	---	---	3.85	3.15	2.90	2.40	2.40	---	2.80
1957 .....	---	---	---	---	---	---	4.00	3.75	3.90	3.50	3.00	---	3.50
1958 .....	---	---	---	---	---	---	5.40	3.35	3.00	3.40	3.50	---	3.60
1959 .....	---	---	---	---	---	---	6.20	4.50	4.40	4.00	4.20	---	4.50
1960 .....	---	---	---	---	---	---	2.90	3.10	3.40	3.00	2.85	---	3.10
1961 1/ ..	---	---	---	---	---	---	4.40	4.10	3.40	3.30	3.80	---	3.55
<b>Oregon:</b>													
1954 .....	---	---	---	---	---	---	4.75	4.15	4.15	3.75	3.00	3.10	3.75
1955 .....	---	---	---	---	---	---	4.15	3.85	3.25	3.00	3.50	---	3.40
1956 2/ ..	---	---	---	---	---	---	4.20	4.15	3.90	3.60	2.90	---	3.65
<b>Group Total:</b>													
1954 .....	---	---	---	---	---	4.00	2.95	3.10	2.95	2.75	3.15	2.85	3.00
1955 .....	---	---	---	---	---	6.35	3.75	4.35	5.10	4.05	3.55	3.40	4.30
1956 .....	---	---	---	---	---	7.20	4.25	3.35	3.00	2.90	2.85	3.00	3.20
1957 .....	3.00	---	---	---	---	8.30	4.30	3.50	3.65	3.35	3.35	3.55	3.65
1958 .....	---	---	---	---	---	6.90	3.95	3.05	3.45	3.20	3.30	4.00	3.35
1959 .....	---	---	---	---	---	4.70	3.75	3.80	4.30	4.45	4.35	5.00	4.10
1960 .....	---	---	---	---	---	4.90	4.40	4.00	4.15	3.60	3.30	3.90	3.95
1961 1/ ..	---	---	---	---	---	4.60	4.10	3.30	3.60	3.75	3.85	4.70	3.65
<b>EARLY FALL</b>													
<b>Massachusetts</b>													
1954 .....	---	---	---	---	---	---	---	---	6.35	5.70	6.25	---	6.15
1955 .....	---	---	---	---	---	---	---	---	10.00	8.70	7.60	---	8.90
1956 .....	---	---	---	---	---	---	---	---	8.90	6.50	6.60	---	7.30
1957 .....	---	---	---	---	---	---	---	---	10.00	8.60	8.50	---	9.20
1958 .....	---	---	---	---	---	---	---	---	8.20	7.80	8.90	---	8.10
1959 .....	---	---	---	---	---	---	---	---	10.80	8.90	10.90	---	9.90
1960 .....	---	---	---	---	---	---	---	---	12.00	8.90	10.30	---	10.40
1961 .....	---	---	---	---	---	---	---	---	10.20	8.70	8.70	---	9.20

1/ 1961 preliminary. 2/ Discontinued 1956.

Table 12.--Celery: Prices received per hundredweight by farmers for fresh market--Con.

State, season, and year	Jan.	Feb.	Mar.	Apr.	May	June	July	Aug.	Sept.	Oct.	Nov.	Dec.	Season average
	Dol.	Dol.	Dol.	Dol.	Dol.	Dol.	Dol.	Dol.	Dol.	Dol.	Dol.	Dol.	Dol.
<b>EARLY FALL, Con.:</b>													
<b>Pennsylvania:</b>													
1954 .....	---	---	---	---	---	---	---	4.75	5.40	4.50	5.00	---	4.90
1955 .....	---	---	---	---	---	---	4.35	5.50	5.40	5.65	5.85	---	5.60
1956 .....	---	---	---	---	---	---	5.00	4.15	5.80	6.50	6.10	---	5.90
1957 .....	---	---	---	---	---	---	---	---	5.50	5.50	5.50	---	5.50
1958 .....	---	---	---	---	---	---	---	---	---	5.40	5.20	---	5.30
1959 .....	---	---	---	---	---	---	---	5.00	4.50	4.25	5.00	---	4.75
1960 .....	---	---	---	---	---	---	5.40	3.00	3.80	4.50	4.75	---	4.55
1961 1/ ..	---	---	---	---	---	---	---	4.75	4.80	5.60	5.50	---	5.20
<b>Ohio:</b>													
1954 .....	---	---	---	---	---	---	---	---	---	4.75	5.35	---	4.85
1955 .....	---	---	---	---	---	---	---	---	---	4.20	2.15	---	3.50
1956 .....	---	---	---	---	---	---	---	---	3.40	4.00	4.00	---	3.75
1957 .....	---	---	---	---	---	---	---	---	3.80	3.85	5.60	7.50	4.05
1958 .....	---	---	---	---	---	---	---	---	4.60	4.00	5.00	5.00	4.45
1959 .....	---	---	---	---	---	---	---	---	5.20	5.60	6.40	---	5.40
1960 .....	---	---	---	---	---	---	---	---	3.10	3.10	3.25	---	3.15
1961 1/ ..	---	---	---	---	---	---	---	---	2.05	2.45	3.40	3.40	2.40
<b>Michigan:</b>													
1954 .....	---	---	---	---	---	---	---	---	3.10	3.35	4.40	4.75	3.40
1955 .....	4.75	---	---	---	---	---	---	---	5.50	4.90	5.00	4.50	5.10
1956 .....	2.25	---	---	---	---	---	---	---	2.75	3.00	3.90	5.00	3.05
1957 .....	---	---	---	---	---	---	---	---	3.40	3.60	4.10	4.20	3.60
1958 .....	4.30	---	---	---	---	---	---	---	3.20	3.55	3.85	4.00	3.45
1959 .....	4.00	---	---	---	---	---	---	---	3.95	4.50	4.50	4.50	4.15
1960 .....	---	---	---	---	---	---	---	---	3.20	2.90	2.90	2.90	3.10
1961 1/ ..	2.90	---	---	---	---	---	---	---	2.80	3.10	3.10	3.10	2.95
<b>Utah:</b>													
1954 .....	---	---	---	---	---	---	---	---	3.00	3.00	---	---	3.00
1955 .....	---	---	---	---	---	---	---	---	5.15	5.15	6.35	---	5.15
1956 .....	---	---	---	---	---	---	---	4.80	2.25	2.30	3.20	---	2.70
1957 .....	---	---	---	---	---	---	---	---	2.85	3.40	---	---	3.15
1958 2/ ..	---	---	---	---	---	---	---	2.85	3.95	4.30	4.60	---	3.60
<b>Group Total:</b>													
1954 .....	---	---	---	---	---	---	---	4.75	3.45	3.75	4.75	4.75	3.80
1955 .....	4.75	---	---	---	---	---	4.35	5.50	5.70	5.00	4.70	4.50	5.10
1956 .....	2.25	---	---	---	---	---	5.00	4.55	3.05	3.35	5.10	5.00	3.60
1957 .....	---	---	---	---	---	---	---	---	4.00	4.10	5.10	4.45	4.20
1958 .....	4.30	---	---	---	---	---	---	---	3.60	4.05	4.55	4.10	3.95
1959 .....	4.00	---	---	---	---	---	---	5.00	4.50	5.10	5.30	4.50	4.75
1960 .....	---	---	---	---	---	---	5.40	3.00	3.45	3.40	3.80	2.90	3.50
1961 1/ ..	2.90	---	---	---	---	---	---	4.75	2.80	3.45	3.80	3.25	3.20
<b>LATE FALL</b>													
<b>California:</b>													
1954 .....	3.35	---	---	---	---	---	---	---	3.50	3.25	3.75	3.40	3.50
1955 .....	3.60	4.00	---	---	---	---	---	---	5.50	4.60	3.75	3.25	4.00
1956 .....	2.85	3.50	---	---	---	---	---	---	2.25	2.50	3.65	4.85	3.55
1957 .....	9.50	6.70	3.50	---	---	---	---	---	3.40	2.55	2.85	3.40	3.10
1958 .....	3.80	4.80	---	---	---	---	---	---	2.70	2.70	4.10	3.55	3.30
1959 .....	2.90	2.05	---	---	---	---	---	---	4.45	4.65	4.40	4.15	4.35
1960 .....	3.70	2.65	3.00	---	---	---	---	---	3.45	2.90	2.80	2.55	2.90
1961 1/ ..	3.20	3.55	2.75	---	---	---	---	---	3.35	3.10	4.30	3.10	3.65

1/ 1961 preliminary. 2/ Discontinued 1958.

Table 13.--Sweet Corn: Prices received per hundredweight by farmers for fresh market

State, season, and year	Jan.	Feb.	Mar.	Apr.	May	June	July	Aug.	Sept.	Oct.	Nov.	Dec.	Season average
	Dol.	Dol.	Dol.	Dol.	Dol.	Dol.	Dol.	Dol.	Dol.	Dol.	Dol.	Dol.	Dol.
<b>WINTER</b>													
<b>Florida:</b>													
1954 .....	5.50	5.00	4.70	---	---	---	---	---	---	---	---	---	4.90
1955 .....	5.70	5.30	5.20	---	---	---	---	---	---	---	---	---	5.30
1956 .....	5.80	6.30	6.00	---	---	---	---	---	---	---	---	---	6.00
1957 .....	5.20	4.70	5.10	---	---	---	---	---	---	---	---	---	5.00
1958 .....	7.60	7.60	7.80	---	---	---	---	---	---	---	---	---	7.60
1959 .....	5.80	6.20	6.00	---	---	---	---	---	---	---	---	5.70	6.00
1960 .....	6.70	8.00	7.60	---	---	---	---	---	---	---	---	---	7.40
1961 1/ ..	6.10	6.20	6.80	---	---	---	---	---	---	---	---	---	6.50
<b>EARLY SPRING</b>													
<b>Florida:</b>													
1954 .....	---	---	---	3.50	3.60	3.70	---	---	---	---	---	---	3.60
1955 .....	---	---	---	4.10	3.00	3.70	3.30	---	---	---	---	---	3.50
1956 .....	---	---	---	3.80	3.60	3.65	3.65	---	---	---	---	---	3.70
1957 .....	---	---	---	4.50	4.50	5.30	4.10	---	---	---	---	---	4.70
1958 .....	---	---	---	8.00	3.60	4.70	5.40	---	---	---	---	---	4.10
1959 .....	---	---	---	5.20	4.70	4.20	3.50	---	---	---	---	---	4.70
1960 .....	---	---	---	6.80	4.35	2.90	4.80	---	---	---	---	---	4.20
1961 1/ ..	---	---	---	7.30	5.20	5.00	5.80	---	---	---	---	---	5.50
<b>Texas:</b>													
1954 .....	---	---	---	3.30	2.90	2.80	---	---	---	---	---	---	2.90
1955 .....	---	---	---	3.20	3.20	2.90	2.90	---	---	---	---	---	3.10
1956 .....	---	---	---	2.40	3.40	2.60	---	---	---	---	---	---	3.15
1957 .....	---	---	---	3.80	3.15	4.30	4.30	---	---	---	---	---	3.70
1958 .....	---	---	---	6.00	3.05	2.80	---	---	---	---	---	---	3.00
1959 .....	---	---	---	4.50	4.00	3.40	3.25	---	---	---	---	---	3.80
1960 .....	---	---	---	---	3.25	2.30	3.00	---	---	---	---	---	2.95
1961 1/ ..	---	---	---	8.00	6.80	5.30	4.60	4.60	---	---	---	---	6.30
<b>Group Total:</b>													
1954 .....	---	---	---	3.50	3.40	3.50	---	---	---	---	---	---	3.46
1955 .....	---	---	---	4.10	3.05	3.60	3.25	---	---	---	---	---	3.45
1956 .....	---	---	---	3.75	3.60	3.60	3.65	---	---	---	---	---	3.65
1957 .....	---	---	---	4.50	4.35	5.10	4.10	---	---	---	---	---	4.59
1958 .....	---	---	---	7.80	3.55	4.40	5.40	---	---	---	---	---	3.96
1959 .....	---	---	---	5.20	4.55	4.10	3.45	---	---	---	---	---	4.57
1960 .....	---	---	---	6.80	4.15	2.85	4.05	---	---	---	---	---	4.04
1961 1/ ..	---	---	---	7.40	5.60	5.00	5.20	4.60	---	---	---	---	5.65
<b>LATE SPRING</b>													
<b>South Carolina:</b>													
1954 .....	---	---	---	---	---	2.30	4.00	---	---	---	---	---	2.50
1955 .....	---	---	---	---	---	3.00	2.70	---	---	---	---	---	3.00
1956 .....	---	---	---	---	---	3.00	3.10	---	---	---	---	---	3.10
1957 .....	---	---	---	---	---	3.20	3.30	3.30	---	---	---	---	3.25
1958 .....	---	---	---	---	---	3.30	3.00	---	---	---	---	---	3.05
1959 .....	---	---	---	---	---	4.15	4.15	4.30	---	---	---	---	4.15
1960 .....	---	---	---	---	---	4.75	3.85	4.30	---	---	---	---	4.20
1961 1/ ..	---	---	---	---	---	4.70	5.00	4.80	---	---	---	---	4.90
<b>Georgia:</b>													
1954 .....	---	---	---	---	5.60	3.40	3.00	---	---	---	---	---	3.50
1955 .....	---	---	---	---	---	3.75	3.10	---	---	---	---	---	3.50
1956 .....	---	---	---	---	---	4.00	3.75	---	---	---	---	---	3.90
1957 .....	---	---	---	---	3.75	4.20	5.50	---	---	---	---	---	4.55
1958 .....	---	---	---	---	---	3.75	3.75	---	---	---	---	---	3.75
1959 .....	---	---	---	---	5.00	4.40	4.60	---	---	---	---	---	4.50
1960 .....	---	---	---	---	4.00	3.80	3.20	---	---	---	---	---	3.55
1961 1/ ..	---	---	---	---	4.50	3.80	3.40	---	---	---	---	---	3.60

1/ 1961 preliminary.

Table 13.--Sweet Corn: Prices received per hundredweight by farmers for fresh market--Con.

State, season, and year	Jan.	Feb.	Mar.	Apr.	May	June	July	Aug.	Sept.	Oct.	Nov.	Dec.	Season average
	Dol.	Dol.	Dol.	Dol.	Dol.	Dol.	Dol.	Dol.	Dol.	Dol.	Dol.	Dol.	Dol.
<b>LATE SPRING, Con:</b>													
<b>Alabama:</b>													
1954 .....	---	---	---	---	2.80	2.70	3.40	---	---	---	---	---	2.80
1955 .....	---	---	---	---	3.50	2.80	2.60	---	---	---	---	---	2.80
1956 .....	---	---	---	---	3.60	3.20	3.10	---	---	---	---	---	3.20
1957 .....	---	---	---	---	3.40	3.70	3.00	---	---	---	---	---	3.55
1958 .....	---	---	---	---	---	3.00	3.10	---	---	---	---	---	3.05
1959 .....	---	---	---	---	---	4.00	2.70	---	---	---	---	---	3.80
1960 .....	---	---	---	---	---	2.70	2.60	---	---	---	---	---	2.65
1961 1/ ..	---	---	---	---	---	3.70	3.20	---	---	---	---	---	3.45
<b>California:</b>													
1954 .....	---	---	---	7.85	5.25	3.90	4.05	---	---	---	---	---	4.40
1955 .....	---	---	---	---	7.00	3.80	3.20	---	---	---	---	---	4.15
1956 .....	---	---	---	---	7.40	4.75	4.90	---	---	---	---	---	5.35
1957 .....	---	---	---	8.10	6.50	5.80	4.60	---	---	---	---	---	6.10
1958 .....	---	---	---	9.70	5.50	5.20	4.90	---	---	---	---	---	5.30
1959 .....	---	---	---	6.50	5.20	3.50	---	---	---	---	---	---	4.50
1960 .....	---	---	---	9.70	6.80	4.90	---	---	---	---	---	---	5.80
1961 1/ ..	---	---	---	10.30	6.60	6.20	---	---	---	---	---	---	6.50
<b>Group Total:</b>													
1954 .....	---	---	---	7.85	5.25	3.45	3.85	---	---	---	---	---	3.92
1955 .....	---	---	---	---	6.90	3.50	3.10	---	---	---	---	---	3.78
1956 .....	---	---	---	---	7.00	4.30	3.80	---	---	---	---	---	4.60
1957 .....	---	---	---	8.10	6.40	4.75	4.15	3.30	---	---	---	---	5.18
1958 .....	---	---	---	9.70	5.50	4.45	3.70	---	---	---	---	---	4.57
1959 .....	---	---	---	6.50	5.20	3.80	3.85	4.30	---	---	---	---	4.35
1960 .....	---	---	---	9.70	6.80	4.10	3.20	4.30	---	---	---	---	4.80
1961 1/ ..	---	---	---	10.40	6.60	5.40	3.65	4.80	---	---	---	---	5.49
<b>EARLY SUMMER</b>													
<b>New Jersey:</b>													
1954 .....	---	---	---	---	---	4.30	6.10	3.40	1.90	---	---	---	4.90
1955 .....	---	---	---	---	---	---	2.40	3.40	3.10	---	---	---	2.70
1956 .....	---	---	---	---	---	---	6.40	2.70	2.30	---	---	---	4.65
1957 .....	---	---	---	---	---	---	5.80	4.50	3.45	2.10	---	---	5.30
1958 .....	---	---	---	---	---	---	5.20	3.00	2.10	2.80	---	---	4.00
1959 .....	---	---	---	---	---	---	4.10	2.40	2.65	2.65	---	---	3.65
1960 .....	---	---	---	---	---	4.30	5.60	3.05	2.80	---	---	---	4.75
1961 1/ ..	---	---	---	---	---	---	5.60	2.90	2.45	---	---	---	4.25
<b>Missouri:</b>													
1954 .....	---	---	---	---	1.90	2.90	1.90	2.10	---	---	---	---	2.60
1955 .....	---	---	---	---	---	---	1.70	1.60	1.60	---	---	---	1.70
1956 .....	---	---	---	---	---	---	4.70	2.20	2.10	---	---	---	3.15
1957 .....	---	---	---	---	---	---	3.90	3.20	2.50	2.00	---	---	3.40
1958 .....	---	---	---	---	---	---	3.35	1.85	1.80	---	---	---	2.80
1959 .....	---	---	---	---	---	4.00	2.35	2.10	2.50	2.50	---	---	2.70
1960 .....	---	---	---	---	---	2.70	3.15	2.60	2.80	---	---	---	3.00
1961 1/ ..	---	---	---	---	---	---	3.80	2.20	2.30	2.40	---	---	2.90
<b>Kansas:</b>													
1954 .....	---	---	---	---	---	---	3.80	3.00	3.00	---	---	---	3.10
1955 .....	---	---	---	---	---	---	2.30	2.20	2.30	---	---	---	2.30
1956 .....	---	---	---	---	---	---	3.30	2.80	2.50	---	---	---	2.95
1957 .....	---	---	---	---	---	---	2.80	3.00	2.30	---	---	---	2.80
1958 .....	---	---	---	---	---	---	2.70	2.50	2.50	2.40	---	---	2.55
1959 .....	---	---	---	---	---	---	2.35	2.20	2.20	---	---	---	2.25
1960 .....	---	---	---	---	---	---	2.60	2.50	2.70	---	---	---	2.55
1961 1/ ..	---	---	---	---	---	---	2.70	2.30	2.70	---	---	---	2.50

1/ 1961 preliminary.

Table 13.--Sweet Corn: Prices received per hundredweight by farmers for fresh market--Con.

State, season, and year	Jan.	Feb.	Mar.	Apr.	May	June	July	Aug.	Sept.	Oct.	Nov.	Dec.	Season average
	Dol.	Dol.	Dol.	Dol.	Dol.	Dol.	Dol.	Dol.	Dol.	Dol.	Dol.	Dol.	Dol.
<b>EARLY SUMMER, Con:</b>													
<b>Virginia:</b>													
1954 .....	---	---	---	---	---	3.80	4.65	3.80	---	---	---	---	4.30
1955 .....	---	---	---	---	---	4.15	3.45	3.35	---	---	---	---	3.45
1956 .....	---	---	---	---	---	---	5.00	4.90	---	---	---	---	5.00
1957 .....	---	---	---	---	---	5.70	5.00	4.50	3.50	---	---	---	5.00
1958 .....	---	---	---	---	---	---	5.20	3.60	3.00	3.50	---	---	4.70
1959 .....	---	---	---	---	---	3.00	3.75	---	---	---	---	---	3.70
1960 .....	---	---	---	---	---	3.50	3.80	2.70	2.70	---	---	---	3.70
1961 1/ ..	---	---	---	---	---	---	5.90	3.80	4.00	---	---	---	5.70
<b>North Carolina:</b>													
1954 .....	---	---	---	---	---	4.00	3.80	3.40	3.40	---	---	---	3.80
1955 .....	---	---	---	---	---	3.80	2.80	2.70	3.20	---	---	---	3.00
1956 .....	---	---	---	---	---	3.40	3.60	3.40	3.70	---	---	---	3.60
1957 .....	---	---	---	---	---	3.50	3.00	2.50	3.50	---	---	---	3.10
1958 .....	---	---	---	---	---	3.35	3.35	3.10	3.15	---	---	---	3.35
1959 .....	---	---	---	---	---	3.00	3.10	3.25	3.30	---	---	---	3.10
1960 .....	---	---	---	---	---	3.00	3.05	3.50	3.50	---	---	---	3.05
1961 1/ ..	---	---	---	---	---	3.10	3.75	3.20	3.50	---	---	---	3.70
<b>Kentucky:</b>													
1957 2/ ..	---	---	---	---	---	---	---	---	---	---	---	---	3/ 3.80
1958 .....	---	---	---	---	---	---	4.45	3.00	---	---	---	---	3.75
1959 .....	---	---	---	---	---	4.40	3.40	3.10	---	---	---	---	3.35
1960 .....	---	---	---	---	---	---	4.40	3.15	3.45	---	---	---	3.65
1961 1/ ..	---	---	---	---	---	---	5.50	3.10	2.60	---	---	---	3.60
<b>Arkansas:</b>													
1954 .....	---	---	---	---	---	3.40	3.70	---	---	---	---	---	3.55
1955 .....	---	---	---	---	---	1.70	2.85	5.00	---	---	---	---	2.55
1956 .....	---	---	---	---	---	2.50	3.50	3.75	---	---	---	---	3.10
1957 .....	---	---	---	---	---	4.50	4.25	4.25	---	---	---	---	4.30
1958 .....	---	---	---	---	---	3.50	3.50	3.00	---	---	---	---	3.50
1959 .....	---	---	---	---	---	4.05	2.75	3.90	---	---	---	---	3.10
1960 .....	---	---	---	---	---	3.10	3.05	3.25	---	---	---	---	3.10
1961 1/ ..	---	---	---	---	---	3.40	3.50	3.50	---	---	---	---	3.50
<b>Oklahoma:</b>													
1954 .....	---	---	---	---	---	1.20	1.20	---	---	---	---	---	1.20
1955 .....	---	---	---	---	---	1.00	1.00	---	---	---	---	---	1.00
1956 .....	---	---	---	---	---	2.50	1.50	---	---	---	---	---	1.70
1957 .....	---	---	---	---	---	2.00	2.00	2.00	---	---	---	---	2.00
1958 .....	---	---	---	---	---	---	---	---	---	---	---	---	1.75
1959 .....	---	---	---	---	---	---	---	---	---	---	---	---	1.65
1960 .....	---	---	---	---	---	---	---	---	---	---	---	---	2.00
1961 1/ ..	---	---	---	---	---	---	2.50	2.50	---	---	---	---	2.50
<b>California:</b>													
1954 .....	---	---	---	---	---	4.40	4.40	4.05	4.30	3.90	---	---	4.30
1955 .....	---	---	---	---	---	3.55	2.85	2.40	3.55	4.40	4.30	---	2.80
1956 .....	---	---	---	---	---	4.05	5.10	4.65	3.95	4.75	5.10	---	4.70
1957 .....	---	---	---	---	---	5.40	4.05	4.20	4.00	4.60	4.45	---	4.20
1958 .....	---	---	---	---	---	5.80	3.80	2.65	4.50	4.00	---	---	3.70
1959 .....	---	---	---	---	---	3.70	4.35	5.60	5.20	5.00	5.00	---	4.55
1960 .....	---	---	---	---	---	5.80	5.20	4.70	5.20	4.70	5.00	---	5.10
1961 1/ ..	---	---	---	---	---	6.80	4.70	4.05	4.20	4.30	---	---	4.45

1/ 1961 preliminary. 2/ Started 1957. 3/ Monthly prices not available.

Table 13.--Sweet Corn: Prices received per hundredweight by farmers for fresh market--Con.

State, season, and year	Jan.	Feb.	Mar.	Apr.	May	June	July	Aug.	Sept.	Oct.	Nov.	Dec.	Season average
	Dol.	Dol.	Dol.	Dol.	Dol.	Dol.	Dol.	Dol.	Dol.	Dol.	Dol.	Dol.	Dol.
<b>EARLY SUMMER, Con:</b>													
Group Total:													
1954 .....	---	---	---	---	---	3.75	5.00	3.60	3.40	3.90	---	---	4.37
1955 .....	---	---	---	---	---	2.65	2.65	2.70	3.40	4.40	4.30	---	2.80
1956 .....	---	---	---	---	---	3.10	5.20	3.30	3.05	4.75	---	---	4.39
1957 .....	---	---	---	---	---	4.65	4.75	4.15	3.65	4.25	4.45	---	4.45
1958 .....	---	---	---	---	---	5.40	4.50	2.85	3.40	3.75	---	---	3.75
1959 .....	---	---	---	---	---	3.55	3.80	3.30	3.95	4.50	5.00	---	3.67
1960 .....	---	---	---	---	---	4.45	4.60	3.45	4.05	4.70	5.00	---	4.21
1961 1/ ..	---	---	---	---	---	6.00	4.70	3.15	3.30	4.05	---	---	4.12
<b>LATE SUMMER</b>													
<b>New Hampshire</b>													
1954 .....	---	---	---	---	---	---	6.60	3.95	3.65	4.75	---	---	4.10
1955 .....	---	---	---	---	---	---	3.05	3.20	3.50	---	---	---	3.30
1956 .....	---	---	---	---	---	---	---	4.20	4.15	3.95	---	---	4.20
1957 .....	---	---	---	---	---	---	5.50	4.40	4.00	---	---	---	4.60
1958 .....	---	---	---	---	---	---	4.95	3.85	2.60	3.10	---	---	3.40
1959 .....	---	---	---	---	---	---	4.25	3.30	3.10	---	---	---	3.40
1960 .....	---	---	---	---	---	---	4.60	4.40	4.25	4.40	---	---	4.35
1961 1/ ..	---	---	---	---	---	---	4.30	3.70	3.40	---	---	---	3.65
<b>Massachusetts</b>													
1954 .....	---	---	---	---	---	---	6.70	3.65	3.40	3.60	---	---	3.85
1955 .....	---	---	---	---	---	---	3.50	3.05	3.40	---	---	---	3.30
1956 .....	---	---	---	---	---	---	6.80	4.10	4.10	3.75	---	---	4.20
1957 .....	---	---	---	---	---	---	5.80	4.50	4.35	---	---	---	4.80
1958 .....	---	---	---	---	---	---	5.90	3.85	2.70	3.40	---	---	3.50
1959 .....	---	---	---	---	---	---	4.20	3.00	3.10	---	---	---	3.45
1960 .....	---	---	---	---	---	---	5.30	4.25	4.05	4.60	---	---	4.40
1961 1/ ..	---	---	---	---	---	---	5.50	3.95	3.40	3.70	---	---	4.00
<b>Rhode Island:</b>													
1954 .....	---	---	---	---	---	---	6.80	3.85	3.65	3.85	---	---	4.10
1955 .....	---	---	---	---	---	---	3.30	2.85	3.30	---	---	---	3.05
1956 .....	---	---	---	---	---	---	6.80	4.10	4.00	3.85	---	---	4.20
1957 .....	---	---	---	---	---	---	6.10	4.80	4.30	---	---	---	5.00
1958 .....	---	---	---	---	---	---	5.90	3.60	2.50	4.00	---	---	3.35
1959 .....	---	---	---	---	---	---	4.10	3.20	3.50	---	---	---	3.55
1960 .....	---	---	---	---	---	---	4.90	4.30	4.00	4.50	---	---	4.40
1961 1/ ..	---	---	---	---	---	---	5.40	3.95	3.30	3.60	---	---	3.95
<b>Connecticut:</b>													
1954 .....	---	---	---	---	---	---	6.80	3.85	3.65	3.85	---	---	4.30
1955 .....	---	---	---	---	---	---	3.85	3.40	4.10	---	---	---	3.65
1956 .....	---	---	---	---	---	---	6.70	4.15	4.25	4.20	---	---	4.60
1957 .....	---	---	---	---	---	---	6.00	4.80	4.65	---	---	---	5.30
1958 .....	---	---	---	---	---	---	6.10	3.50	2.75	---	---	---	3.60
1959 .....	---	---	---	---	---	---	4.20	3.30	3.30	---	---	---	3.65
1960 .....	---	---	---	---	---	---	5.30	4.20	4.25	4.50	---	---	4.50
1961 1/ ..	---	---	---	---	---	---	5.70	3.85	3.20	3.50	---	---	4.05
<b>New York:</b>													
1954 .....	---	---	---	---	---	---	4.50	3.15	2.40	2.10	---	---	2.75
1955 .....	---	---	---	---	---	---	2.00	2.90	2.35	2.50	---	---	2.50
1956 .....	---	---	---	---	---	---	4.80	3.30	2.90	3.30	---	---	3.20
1957 .....	---	---	---	---	---	---	5.20	4.10	3.25	3.25	---	---	3.80
1958 .....	---	---	---	---	---	---	4.70	3.55	2.55	2.35	---	---	2.90
1959 .....	---	---	---	---	---	---	2.50	2.15	2.35	3.30	---	---	2.30
1960 .....	---	---	---	---	---	---	4.20	3.40	3.25	3.55	---	---	3.40
1961 1/ ..	---	---	---	---	---	---	4.20	2.55	2.20	3.20	---	---	2.50

1/ 1961 preliminary.

Table 13.--Sweet Corn: Prices received per hundredweight by farmers for fresh market--Con.

State, season, and year	Jan.	Feb.	Mar.	Apr.	May	June	July	Aug.	Sept.	Oct.	Nov.	Dec.	Season average
	Dol.	Dol.	Dol.	Dol.	Dol.	Dol.	Dol.	Dol.	Dol.	Dol.	Dol.	Dol.	Dol.
<b>LATE SUMMER, Con:</b>													
<b>Pennsylvania:</b>													
1954	---	---	---	---	---	---	4.90	3.55	2.45	3.00	---	---	3.00
1955	---	---	---	---	---	---	3.25	2.90	2.80	2.75	---	---	2.90
1956	---	---	---	---	---	---	5.30	3.55	3.00	3.20	---	---	3.30
1957	---	---	---	---	---	---	4.65	4.20	4.50	4.75	---	---	4.35
1958	---	---	---	---	---	---	4.75	3.00	2.80	3.10	---	---	3.00
1959	---	---	---	---	---	---	4.25	3.00	2.60	2.80	---	---	3.15
1960	---	---	---	---	---	---	4.90	3.90	3.60	3.80	---	---	3.85
1961 1/	---	---	---	---	---	---	5.30	3.35	2.80	3.80	---	---	3.20
<b>Ohio:</b>													
1954	---	---	---	---	---	---	4.90	3.10	2.60	2.80	---	---	3.20
1955	---	---	---	---	---	---	3.00	2.50	3.50	4.00	---	---	2.90
1956	---	---	---	---	---	---	4.40	3.50	3.20	3.70	---	---	3.50
1957	---	---	---	---	---	---	4.20	3.95	3.50	3.20	---	---	3.80
1958	---	---	---	---	---	---	4.50	2.60	2.40	2.60	---	---	2.95
1959	---	---	---	---	---	3.50	3.00	2.75	2.95	3.10	---	---	2.90
1960	---	---	---	---	---	---	4.25	3.00	3.25	3.30	---	---	3.30
1961 1/	---	---	---	---	---	---	4.90	2.50	2.05	2.65	---	---	2.70
<b>Illinois:</b>													
1954	---	---	---	---	---	---	2.60	2.10	2.10	2.10	---	---	2.20
1955	---	---	---	---	---	---	1.80	1.70	2.10	---	---	---	1.80
1956	---	---	---	---	---	---	3.20	1.80	2.00	1.70	---	---	2.20
1957	---	---	---	---	---	---	3.00	3.50	2.95	2.95	---	---	3.25
1958	---	---	---	---	---	---	1.95	1.40	1.60	---	---	---	1.55
1959	---	---	---	---	---	---	2.20	1.65	2.25	---	---	---	1.95
1960	---	---	---	---	---	---	3.00	2.20	1.85	---	---	---	2.30
1961 1/	---	---	---	---	---	---	3.10	1.55	1.50	---	---	---	1.65
<b>Michigan:</b>													
1954	---	---	---	---	---	---	5.00	2.60	2.40	---	---	---	2.80
1955	---	---	---	---	---	---	3.00	2.60	2.90	---	---	---	2.80
1956	---	---	---	---	---	---	4.00	3.10	2.90	3.60	---	---	3.10
1957	---	---	---	---	---	---	3.95	3.40	3.20	2.80	---	---	3.35
1958	---	---	---	---	---	---	3.25	1.80	1.50	2.00	---	---	1.90
1959	---	---	---	---	---	---	3.45	2.50	2.10	---	---	---	2.75
1960	---	---	---	---	---	---	3.80	3.10	3.35	3.20	---	---	3.25
1961 1/	---	---	---	---	---	---	3.90	1.90	2.00	2.50	---	---	2.05
<b>Maryland:</b>													
1954	---	---	---	---	---	---	4.50	2.30	2.30	1.80	---	---	2.50
1955	---	---	---	---	---	---	2.50	2.70	2.30	---	---	---	2.60
1956	---	---	---	---	---	---	3.20	1.90	2.20	2.20	---	---	2.05
1957	---	---	---	---	---	---	4.00	4.45	3.40	---	---	---	4.15
1958	---	---	---	---	---	---	3.55	2.00	2.10	2.20	---	---	2.25
1959	---	---	---	---	---	---	2.50	2.10	2.10	2.50	---	---	2.25
1960	---	---	---	---	---	---	4.05	3.45	2.80	3.35	---	---	3.45
1961 1/	---	---	---	---	---	---	3.35	2.35	2.25	2.50	---	---	2.50
<b>Colorado:</b>													
1954	---	---	---	---	---	---	3.60	3.30	3.50	3.20	---	---	3.40
1955	---	---	---	---	---	---	---	3.20	3.00	2.80	---	---	3.10
1956	---	---	---	---	---	---	3.70	3.80	3.30	3.20	---	---	3.60
1957	---	---	---	---	---	---	4.00	3.50	3.05	3.50	---	---	3.35
1958	---	---	---	---	---	---	3.10	2.30	2.80	2.60	---	---	2.65
1959	---	---	---	---	---	---	3.95	3.20	3.30	3.50	---	---	3.30
1960	---	---	---	---	---	---	3.85	3.25	3.15	3.50	---	---	3.30
1961 1/	---	---	---	---	---	---	4.00	2.85	2.60	2.60	---	---	2.90

1/ 1961 preliminary.

Table 13.--Sweet Corn: Prices received per hundredweight by farmers for fresh market--Con.

State, season, and year	Jan.	Feb.	Mar.	Apr.	May	June	July	Aug.	Sept.	Oct.	Nov.	Dec.	Season average
	Dol.	Dol.	Dol.	Dol.	Dol.	Dol.	Dol.	Dol.	Dol.	Dol.	Dol.	Dol.	Dol.
<b>LATE SUMMER, Con:</b>													
<b>Washington:</b>													
1954 .....	---	---	---	---	---	---	3.45	3.80	3.55	3.35	---	---	3.55
1955 .....	---	---	---	---	---	---	3.35	2.90	3.10	3.35	3.35	---	3.10
1956 .....	---	---	---	---	---	---	3.90	3.35	3.35	3.55	4.45	---	3.45
1957 .....	---	---	---	---	---	---	4.10	2.90	2.75	3.40	---	---	3.05
1958 .....	---	---	---	---	---	---	2.80	2.50	3.00	3.00	---	---	2.75
1959 .....	---	---	---	---	---	---	3.90	4.15	3.90	4.20	4.00	---	4.00
1960 .....	---	---	---	---	---	---	4.40	4.25	4.00	3.80	3.60	---	4.10
1961 1/ ..	---	---	---	---	---	---	3.50	3.25	3.25	3.80	---	---	3.35
<b>Oregon:</b>													
1954 .....	---	---	---	---	---	---	4.00	4.00	3.50	3.70	---	---	3.70
1955 .....	---	---	---	---	---	---	5.00	3.00	3.00	3.40	---	---	3.30
1956 .....	---	---	---	---	---	---	4.00	3.80	3.40	3.30	2.80	---	3.65
1957 .....	---	---	---	---	---	---	4.50	3.60	2.80	2.85	2.80	---	3.10
1958 .....	---	---	---	---	---	---	3.30	3.05	3.25	3.45	---	---	3.15
1959 .....	---	---	---	---	---	---	---	5.20	4.85	4.20	3.05	---	4.85
1960 .....	---	---	---	---	---	---	---	4.80	3.60	3.05	3.00	---	3.60
1961 1/ ..	---	---	---	---	---	---	3.50	3.30	2.50	2.90	3.10	---	2.90
<b>Group Total:</b>													
1954 .....	---	---	---	---	---	---	4.85	3.15	2.65	2.75	---	---	3.10
1955 .....	---	---	---	---	---	---	2.90	2.75	2.80	3.25	3.35	---	2.82
1956 .....	---	---	---	---	---	---	4.35	3.35	3.05	3.35	2.45	---	3.34
1957 .....	---	---	---	---	---	---	4.75	3.95	3.50	3.40	2.80	---	3.92
1958 .....	---	---	---	---	---	---	3.85	2.85	2.45	2.60	---	---	2.79
1959 .....	---	---	---	---	---	3.50	3.35	2.70	2.70	3.55	3.60	---	2.90
1960 .....	---	---	---	---	---	---	4.40	3.45	3.40	3.55	3.30	---	3.56
1961 1/ ..	---	---	---	---	---	---	4.70	2.75	2.40	3.00	3.10	---	2.82
<b>FALL</b>													
<b>Florida:</b>													
1954 .....	---	---	---	---	---	---	---	---	---	5.50	4.80	4.40	4.50
1955 .....	---	---	---	---	---	---	---	---	---	5.60	4.50	4.00	4.30
1956 .....	---	---	---	---	---	---	---	---	---	5.00	5.70	6.90	5.80
1957 .....	---	---	---	---	---	---	---	---	---	7.20	3.75	4.60	4.05
1958 .....	---	---	---	---	---	---	---	---	---	4.15	3.25	4.25	3.70
1959 .....	---	---	---	---	---	---	---	---	---	4.70	4.10	5.70	4.50
1960 .....	---	---	---	---	---	---	---	---	---	6.80	5.90	5.60	5.90
1961 1/ ..	---	---	---	---	---	---	---	---	---	4.50	3.95	4.45	4.25
<b>California:</b>													
1954 .....	---	---	---	---	---	---	---	---	4.90	4.30	4.65	5.95	4.65
1955 .....	---	---	---	---	---	---	---	---	---	4.65	4.40	6.40	4.75
1956 .....	---	---	---	---	---	---	---	---	4.75	4.75	6.70	4.90	5.20
1957 .....	---	---	---	---	---	---	---	---	3.95	4.55	4.70	6.50	4.75
1958 .....	---	---	---	---	---	---	---	---	4.50	3.90	4.35	4.70	4.05
1959 .....	---	---	---	---	---	---	---	---	5.80	5.00	5.00	5.40	5.10
1960 .....	---	---	---	---	---	---	---	---	4.75	5.40	5.30	6.80	5.50
1961 1/ ..	6.80	---	---	---	---	---	---	---	4.00	5.00	3.75	5.40	4.50
<b>Group Total:</b>													
1954 .....	---	---	---	---	---	---	---	---	4.90	4.30	4.70	4.80	4.59
1955 .....	---	---	---	---	---	---	---	---	---	4.75	4.45	4.40	4.49
1956 .....	---	---	---	---	---	---	---	---	4.75	4.80	6.00	6.60	5.49
1957 .....	---	---	---	---	---	---	---	---	3.95	4.70	4.00	4.85	4.34
1958 .....	---	---	---	---	---	---	---	---	4.50	4.00	3.45	4.25	3.80
1959 .....	---	---	---	---	---	---	---	---	4.00	4.80	4.40	5.80	4.70
1960 .....	---	---	---	---	---	---	---	---	4.75	5.80	5.60	5.80	5.70
1961 1/ ..	6.80	---	---	---	---	---	---	---	4.00	4.75	3.90	4.50	4.33

1/ 1961 preliminary



Table 14.--Cucumbers: Prices received per hundredweight by farmers for fresh market

State, season, and year	Jan.	Feb.	Mar.	Apr.	May	June	July	Aug.	Sept.	Oct.	Nov.	Dec.	Season average
	Dol.	Dol.	Dol.	Dol.	Dol.	Dol.	Dol.	Dol.	Dol.	Dol.	Dol.	Dol.	Dol.
<b>WINTER</b>													
Florida:													
1954 .....	8.30	10.90	14.20	---	---	---	---	---	---	---	---	---	12.10
1955 .....	7.20	6.40	11.90	---	---	---	---	---	---	---	---	---	8.40
1956 .....	7.70	7.60	7.80	---	---	---	---	---	---	---	---	---	7.70
1957 .....	5.90	8.70	8.70	---	---	---	---	---	---	---	---	---	7.50
1958 .....	---	---	---	---	---	---	---	---	---	---	---	---	---
1959 .....	11.00	13.80	16.60	---	---	---	---	---	---	---	---	---	13.80
1960 .....	8.90	9.40	13.50	---	---	---	---	---	---	---	---	---	10.50
1961 1/ ..	9.20	11.00	9.00	---	---	---	---	---	---	---	---	---	9.40
<b>EARLY SPRING</b>													
Florida:													
1954 .....	---	---	14.20	6.35	3.10	3.75	---	---	---	---	---	---	4.90
1955 .....	---	---	---	6.40	5.70	6.10	---	---	---	---	---	---	6.10
1956 .....	---	---	7.80	5.70	7.80	4.80	---	---	---	---	---	---	6.70
1957 .....	---	---	8.50	7.00	5.40	8.70	---	---	---	---	---	---	6.60
1958 .....	---	---	---	9.50	4.35	3.70	---	---	---	---	---	---	5.80
1959 .....	---	---	7.20	7.00	9.80	5.50	---	---	---	---	---	---	7.90
1960 .....	---	---	---	12.20	6.30	4.30	---	---	---	---	---	---	7.70
1961 1/ ..	---	---	9.00	5.60	4.50	7.00	---	---	---	---	---	---	5.40
Texas:													
1954 .....	---	---	---	3.45	2.90	3.10	---	---	---	---	---	---	3.25
1955 .....	---	---	---	4.90	5.50	3.65	---	---	---	---	---	---	5.30
1956 .....	---	---	---	5.30	5.30	5.50	---	---	---	---	---	---	5.30
1957 .....	---	---	---	4.85	3.75	3.75	---	---	---	---	---	---	4.10
1958 .....	---	---	---	5.50	3.85	3.85	3.85	---	---	---	---	---	3.95
1959 .....	---	---	---	8.00	7.20	3.85	3.85	---	---	---	---	---	6.60
1960 .....	---	---	---	---	4.65	3.85	4.00	---	---	---	---	---	4.45
1961 1/ ..	---	---	---	3.80	2.35	2.40	4.45	4.50	---	---	---	---	3.15
Group Total:													
1954 .....	---	---	14.20	6.05	3.10	3.65	---	---	---	---	---	---	4.76
1955 .....	---	---	---	6.40	5.70	5.55	---	---	---	---	---	---	6.05
1956 .....	---	---	7.80	5.70	7.50	4.90	---	---	---	---	---	---	6.62
1957 .....	---	---	8.50	6.90	5.20	5.60	---	---	---	---	---	---	6.38
1958 .....	---	---	9.40	4.30	3.70	3.85	---	---	---	---	---	---	5.64
1959 .....	---	---	7.20	7.00	9.30	4.55	3.85	---	---	---	---	---	7.78
1960 .....	---	---	---	12.20	6.10	4.10	4.00	---	---	---	---	---	7.30
1961 1/ ..	---	---	9.00	5.50	4.25	5.40	4.45	4.50	---	---	---	---	5.17
<b>LATE SPRING</b>													
North Carolina:													
1954 .....	---	---	---	---	5.00	4.80	5.60	5.00	---	---	---	---	4.90
1955 .....	---	---	---	---	3.10	2.60	2.10	---	---	---	---	---	2.60
1956 .....	---	---	---	---	---	7.10	3.75	---	---	---	---	---	6.10
1957 .....	---	---	---	---	---	3.50	3.40	3.50	---	---	---	---	3.45
1958 .....	---	---	---	---	---	2.70	2.40	3.80	---	---	---	---	2.60
1959 .....	---	---	---	---	---	2.90	3.10	---	---	---	---	---	2.95
1960 .....	---	---	---	---	---	2.60	2.80	---	---	---	---	---	2.65
1961 1/ ..	---	---	---	---	---	7.40	4.30	---	---	---	---	---	5.80
South Carolina:													
1954 .....	---	---	---	---	3.55	3.10	3.95	---	---	---	---	---	3.25
1955 .....	---	---	---	---	7.80	3.35	3.00	---	---	---	---	---	3.95
1956 .....	---	---	---	---	12.70	5.70	4.70	---	---	---	---	---	6.00
1957 .....	---	---	---	---	6.20	4.80	3.50	---	---	---	---	---	5.10
1958 .....	---	---	---	---	4.15	3.00	3.00	---	---	---	---	---	3.00
1959 .....	---	---	---	---	8.00	4.40	4.10	---	---	---	---	---	4.90
1960 .....	---	---	---	---	5.20	3.80	2.90	3.25	---	---	---	---	3.90
1961 1/ ..	---	---	---	---	7.90	6.30	4.40	3.30	---	---	---	---	6.20

1/ 1961 preliminary.

Table 14.--Cucumbers: Prices received per hundredweight by farmers for fresh market--Con.

State, season, and year	Jan.	Feb.	Mar.	Apr.	May	June	July	Aug.	Sept.	Oct.	Nov.	Dec.	Season average
	Dol.	Dol.	Dol.	Dol.	Dol.	Dol.	Dol.	Dol.	Dol.	Dol.	Dol.	Dol.	Dol.
<b>LATE SPRING, Con:</b>													
<b>Georgia:</b>													
1954 .....	---	---	---	---	4.05	2.80	3.00	---	---	---	---	---	3.45
1955 .....	---	---	---	---	5.00	3.65	3.65	---	---	---	---	---	3.75
1956 .....	---	---	---	---	3.25	4.35	3.75	---	---	---	---	---	4.20
1957 .....	---	---	---	---	3.55	3.60	4.00	---	---	---	---	---	3.65
1958 .....	---	---	---	---	4.00	3.60	2.80	---	---	---	---	---	3.40
1959 .....	---	---	---	---	4.70	4.50	5.50	---	---	---	---	---	4.60
1960 .....	---	---	---	---	5.10	4.15	3.50	---	---	---	---	---	4.00
1961 1/ ..	---	---	---	---	3.50	4.20	3.65	3.60	---	---	---	---	4.05
<b>Alabama:</b>													
1954 .....	---	---	---	---	1.85	2.90	---	---	---	---	---	---	2.00
1955 .....	---	---	---	---	5.30	3.25	2.10	---	---	---	---	---	3.85
1956 .....	---	---	---	---	7.10	5.50	4.05	---	---	---	---	---	6.00
1957 .....	---	---	---	---	7.60	4.15	3.60	---	---	---	---	---	6.20
1958 .....	---	---	---	---	6.30	3.40	3.05	---	---	---	---	---	5.10
1959 .....	---	---	---	---	8.10	4.10	4.40	---	---	---	---	---	7.10
1960 .....	---	---	---	---	5.40	3.95	3.75	3.95	4.05	---	---	---	4.20
1961 1/ ..	---	---	---	---	4.30	4.10	4.10	4.10	3.95	---	---	---	4.10
<b>Arkansas:</b>													
1954 .....	---	---	---	---	---	5.20	3.95	3.55	---	---	---	---	4.25
1955 .....	---	---	---	---	---	3.35	3.25	2.30	---	---	---	---	3.25
1956 .....	---	---	---	---	---	4.90	3.55	3.10	---	---	---	---	4.00
1957 2/ ..	---	---	---	---	---	3.00	3.25	3.00	---	---	---	---	3.15
<b>Louisiana:</b>													
1954 .....	---	---	---	---	3.45	2.90	5.00	---	---	---	---	---	3.35
1955 .....	---	---	---	---	6.25	2.70	---	---	---	---	---	---	3.55
1956 .....	---	---	---	---	7.00	5.30	3.95	---	---	---	---	---	6.00
1957 .....	---	---	---	---	5.20	3.70	3.40	---	---	---	---	---	3.95
1958 .....	---	---	---	---	3.00	2.90	2.55	---	---	---	---	---	2.90
1959 .....	---	---	---	---	6.40	3.40	4.40	---	---	---	---	---	4.30
1960 .....	---	---	---	---	4.10	3.55	3.50	---	---	---	---	---	3.75
1961 1/ ..	---	---	---	---	5.00	5.00	4.25	---	---	---	---	---	4.85
<b>California:</b>													
1954 .....	---	---	---	11.00	5.00	3.60	3.70	---	---	---	---	---	4.00
1955 .....	---	---	---	---	10.00	3.80	2.50	---	---	---	---	---	4.00
1956 .....	---	---	---	---	10.40	5.00	2.60	---	---	---	---	---	4.75
1957 .....	---	---	---	14.60	7.40	4.90	4.65	---	---	---	---	---	5.70
1958 .....	---	---	---	19.50	6.30	4.30	2.40	---	---	---	---	---	4.65
1959 .....	---	---	---	13.40	6.50	3.55	4.10	---	---	---	---	---	5.10
1960 .....	---	---	13.20	13.20	10.20	7.60	2.95	---	---	---	---	---	6.60
1961 1/ ..	---	---	13.10	8.70	8.40	8.20	4.30	---	---	---	---	---	7.10
<b>Group Total:</b>													
1954 .....	---	---	---	11.00	3.85	3.95	4.05	4.65	---	---	---	---	3.96
1955 .....	---	---	---	---	7.80	3.10	2.55	2.30	---	---	---	---	3.45
1956 .....	---	---	---	---	9.60	5.90	3.15	3.10	---	---	---	---	5.50
1957 .....	---	---	---	14.60	6.90	4.25	4.20	3.40	---	---	---	---	4.81
1958 .....	---	---	---	19.50	6.20	3.20	2.40	3.80	---	---	---	---	3.60
1959 .....	---	---	---	13.40	7.00	3.75	3.95	---	---	---	---	---	4.60
1960 .....	---	---	13.20	13.20	8.10	4.00	2.90	3.75	4.05	---	---	---	4.47
1961 1/ ..	---	---	13.10	8.70	8.10	6.70	4.30	3.70	3.95	---	---	---	6.30

1/ 1961 preliminary. 2/ Discontinued 1957.

Table 14.--Cucumbers: Prices received per hundredweight by farmers for fresh market--Con.

State, season, and year	Jan.	Feb.	Mar.	Apr.	May	June	July	Aug.	Sept.	Oct.	Nov.	Dec.	Season average
	Dol.	Dol.	Dol.	Dol.	Dol.	Dol.	Dol.	Dol.	Dol.	Dol.	Dol.	Dol.	Dol.
<b>EARLY SUMMER</b>													
<b>New Jersey:</b>													
1954 .....	---	---	---	---	---	5.75	4.60	2.70	2.40	---	---	---	4.05
1955 .....	---	---	---	---	---	4.35	2.80	2.80	2.50	---	---	---	2.80
1956 .....	---	---	---	---	---	---	4.70	3.10	2.70	---	---	---	4.20
1957 .....	---	---	---	---	---	5.40	4.10	2.85	4.00	3.85	---	---	3.95
1958 .....	---	---	---	---	---	---	3.20	3.00	3.50	---	---	---	3.15
1959 .....	---	---	---	---	---	5.70	3.60	2.95	5.80	5.80	---	---	3.60
1960 .....	---	---	---	---	---	4.40	3.35	2.70	3.75	---	---	---	3.35
1961 1/ ..	---	---	---	---	---	---	3.45	3.00	3.25	---	---	---	3.35
<b>Illinois:</b>													
1954 .....	---	---	---	---	---	7.30	6.35	2.60	2.30	3.10	---	---	3.45
1955 .....	---	---	---	---	---	4.15	3.85	4.25	3.85	3.65	---	---	3.95
1956 .....	---	---	---	---	---	7.90	6.50	2.20	4.00	---	---	---	5.30
1957 .....	---	---	---	---	---	7.50	7.00	3.95	3.60	2.65	---	---	5.50
1958 .....	---	---	---	---	---	7.80	4.55	3.50	3.00	4.00	---	---	4.30
1959 .....	---	---	---	---	---	5.00	5.50	2.30	4.90	3.50	---	---	4.80
1960 .....	---	---	---	---	---	6.00	4.60	3.00	4.35	5.10	---	---	4.40
1961 1/ ..	---	---	---	---	---	---	4.60	2.85	2.95	3.50	---	---	3.60
<b>Delaware:</b>													
1954 .....	---	---	---	---	---	7.90	6.35	2.80	3.10	3.45	---	---	6.15
1955 .....	---	---	---	---	---	3.85	1.85	2.80	2.60	2.60	---	---	2.20
1956 .....	---	---	---	---	---	---	4.60	3.00	3.10	---	---	---	4.50
1957 .....	---	---	---	---	---	4.80	4.90	4.10	4.30	---	---	---	4.85
1958 .....	---	---	---	---	---	---	3.05	3.10	3.50	3.50	---	---	3.10
1959 .....	---	---	---	---	---	3.40	5.00	3.00	4.75	---	---	---	4.70
1960 .....	---	---	---	---	---	4.75	3.10	2.30	3.40	6.00	---	---	3.45
1961 1/ ..	---	---	---	---	---	---	3.60	3.15	3.80	5.60	---	---	3.65
<b>Maryland:</b>													
1954 .....	---	---	---	---	---	7.90	6.35	2.80	2.70	2.70	---	---	6.25
1955 .....	---	---	---	---	---	3.85	2.00	2.80	2.60	---	---	---	2.20
1956 .....	---	---	---	---	---	7.60	4.60	2.90	3.10	3.10	---	---	4.50
1957 .....	---	---	---	---	---	4.80	4.90	4.10	4.30	4.30	---	---	4.80
1958 .....	---	---	---	---	---	5.40	3.55	3.10	3.10	---	---	---	3.60
1959 .....	---	---	---	---	---	3.40	4.65	3.60	5.20	6.50	---	---	4.30
1960 .....	---	---	---	---	---	4.80	3.30	3.65	3.50	6.00	---	---	3.75
1961 1/ ..	---	---	---	---	---	7.20	3.90	3.95	4.60	5.10	---	---	4.20
<b>Virginia:</b>													
1954 .....	---	---	---	---	---	---	---	---	---	---	---	---	2/ 6.25
1955 .....	---	---	---	---	---	2.50	2.20	2.30	---	---	---	---	2.30
1956 .....	---	---	---	---	---	---	3.95	3.95	---	---	---	---	3.95
1957 .....	---	---	---	---	---	4.90	4.85	4.80	---	---	---	---	4.90
1958 .....	---	---	---	---	---	5.40	4.10	3.70	---	---	---	---	4.25
1959 .....	---	---	---	---	---	4.00	3.40	3.00	---	---	---	---	3.75
1960 .....	---	---	---	---	---	4.00	3.40	4.00	---	---	---	---	3.70
1961 1/ ..	---	---	---	---	---	7.00	3.95	4.00	---	---	---	---	4.10
<b>Group Total:</b>													
1954 .....	---	---	---	---	---	7.70	5.70	2.70	2.50	2.90	---	---	5.35
1955 .....	---	---	---	---	---	3.40	2.40	2.60	2.80	2.95	---	---	2.52
1956 .....	---	---	---	---	---	7.80	4.60	3.00	3.20	---	---	---	4.39
1957 .....	---	---	---	---	---	5.00	4.60	3.35	4.05	3.70	---	---	4.52
1958 .....	---	---	---	---	---	5.60	3.50	3.10	3.30	3.85	---	---	3.52
1959 .....	---	---	---	---	---	3.85	4.15	2.95	5.20	5.90	---	---	4.01
1960 .....	---	---	---	---	---	4.40	3.45	2.90	3.65	5.80	---	---	3.61
1961 1/ ..	---	---	---	---	---	7.10	3.70	3.10	3.80	4.80	---	---	3.73

1/ 1961 preliminary. 2/ Monthly prices not available.

Table 14.--Cucumbers: Prices received per hundredweight by farmers for fresh market--Con.

State, season, and year	Jan.	Feb.	Mar.	Apr.	May	June	July	Aug.	Sept.	Oct.	Nov.	Dec.	Season average
	Dol.	Dol.	Dol.	Dol.	Dol.	Dol.	Dol.	Dol.	Dol.	Dol.	Dol.	Dol.	Dol.
<b>LATE SUMMER</b>													
<b>Massachusetts</b>													
1954 .....	---	---	---	---	---	---	4.80	3.40	4.30	---	---	---	3.80
1955 .....	---	---	---	---	---	---	4.40	4.20	4.30	---	---	---	4.30
1956 .....	---	---	---	---	---	---	6.50	4.00	5.60	---	---	---	4.40
1957 .....	---	---	---	---	---	---	7.00	3.60	4.15	---	---	---	5.00
1958 .....	---	---	---	---	---	---	5.90	4.20	3.80	---	---	---	4.30
1959 .....	---	---	---	---	---	---	5.70	4.70	5.10	---	---	---	5.10
1960 .....	---	---	---	---	---	---	5.30	4.45	4.40	---	---	---	4.85
1961 1/ ..	---	---	---	---	---	---	6.00	4.50	4.30	---	---	---	4.80
<b>New York:</b>													
1954 .....	---	---	---	---	---	---	4.15	2.80	3.55	3.45	---	---	3.25
1955 .....	---	---	---	---	---	---	3.85	4.15	3.65	3.55	---	---	3.85
1956 .....	---	---	---	---	---	---	5.30	3.85	4.25	2.90	---	---	4.10
1957 .....	---	---	---	---	---	---	7.00	3.60	3.65	3.10	---	---	3.90
1958 .....	---	---	---	---	---	---	4.00	3.70	4.30	3.50	---	---	4.00
1959 .....	---	---	---	---	---	4.00	3.80	3.00	3.55	3.20	---	---	3.25
1960 .....	---	---	---	---	---	---	4.45	4.50	3.90	3.65	---	---	4.25
1961 1/ ..	---	---	---	---	---	---	6.40	4.00	3.80	3.50	---	---	4.05
<b>Pennsylvania:</b>													
1954 .....	---	---	---	---	---	---	6.25	3.65	3.00	3.45	---	---	3.55
1955 .....	---	---	---	---	---	---	3.95	4.35	3.65	4.15	---	---	4.05
1956 .....	---	---	---	---	---	---	5.40	3.45	3.85	5.30	---	---	3.90
1957 .....	---	---	---	---	---	---	5.70	4.60	3.95	3.85	---	---	4.60
1958 .....	---	---	---	---	---	---	4.50	3.00	3.30	4.00	---	---	3.35
1959 .....	---	---	---	---	---	---	5.20	4.00	3.80	---	---	---	4.50
1960 .....	---	---	---	---	---	5.50	5.20	4.15	4.30	---	---	---	4.60
1961 1/ ..	---	---	---	---	---	---	6.00	4.00	3.75	3.20	---	---	4.40
<b>Michigan:</b>													
1954 .....	---	---	---	---	---	---	7.80	2.70	3.85	4.15	---	---	3.45
1955 .....	---	---	---	---	---	---	6.45	5.20	7.10	5.60	---	---	5.95
1956 .....	---	---	---	---	---	---	9.40	4.20	6.20	6.50	---	---	4.85
1957 .....	---	---	---	---	---	---	9.70	4.65	5.50	5.20	---	---	5.30
1958 .....	---	---	---	---	---	---	6.60	4.80	4.70	5.10	---	---	4.95
1959 .....	---	---	---	---	---	---	6.00	3.70	5.50	---	---	---	4.60
1960 .....	---	---	---	---	---	---	4.75	4.75	5.00	4.40	---	---	4.80
1961 1/ ..	---	---	---	---	---	---	5.90	4.10	6.00	6.50	---	---	4.85
<b>Group Total:</b>													
1954 .....	---	---	---	---	---	---	5.00	3.05	3.50	3.60	---	---	3.41
1955 .....	---	---	---	---	---	---	4.00	4.35	4.00	3.80	---	---	4.20
1956 .....	---	---	---	---	---	---	5.90	3.90	4.60	4.60	---	---	4.28
1957 .....	---	---	---	---	---	---	7.10	3.95	4.00	3.70	---	---	4.42
1958 .....	---	---	---	---	---	---	5.10	3.85	4.30	3.95	---	---	4.09
1959 .....	---	---	---	---	---	---	4.00	5.20	3.50	4.05	---	---	3.96
1960 .....	---	---	---	---	---	---	4.90	4.65	4.20	4.20	---	---	4.50
1961 1/ ..	---	---	---	---	---	---	6.10	4.10	4.20	4.30	---	---	4.34
<b>EARLY FALL</b>													
<b>Virginia:</b>													
1954 .....	---	---	---	---	---	---	---	---	---	---	---	---	3.95
1955 .....	---	---	---	---	---	---	---	---	5.40	5.20	4.60	---	5.20
1956 .....	---	---	---	---	---	---	---	---	5.40	5.00	---	---	5.10
1957 .....	---	---	---	---	---	---	---	---	2.60	3.00	---	---	2.75
1958 .....	---	---	---	---	---	---	---	---	4.95	4.50	4.35	---	4.70
1959 .....	---	---	---	---	---	---	---	---	6.40	4.25	5.40	---	5.40
1960 .....	---	---	---	---	---	---	---	---	4.10	4.10	5.30	---	4.10
1961 1/ ..	---	---	---	---	---	---	---	---	6.20	3.80	4.15	---	4.95

1/ 1961 preliminary.

Table 14.--Cucumbers: Prices received per hundredweight by farmers for fresh market--Con.

State, season, and year	Jan.	Feb.	Mar.	Apr.	May	June	July	Aug.	Sept.	Oct.	Nov.	Dec.	Season average
	Dol.	Dol.	Dol.	Dol.	Dol.	Dol.	Dol.	Dol.	Dol.	Dol.	Dol.	Dol.	Dol.
<b>EARLY FALL, Con.</b>													
<b>South Carolina:</b>													
1954	---	---	---	---	---	---	---	---	6.25	7.90	6.15	---	7.80
1955	---	---	---	---	---	---	---	---	6.75	4.80	3.35	---	4.90
1956	---	---	---	---	---	---	---	---	6.20	5.20	4.15	---	4.25
1957	---	---	---	---	---	---	---	---	3.45	3.70	3.75	---	3.65
1958	---	---	---	---	---	---	---	---	5.80	6.00	5.30	---	5.90
1959	---	---	---	---	---	---	---	---	6.80	4.20	4.80	---	5.20
1960	---	---	---	---	---	---	---	---	4.60	5.60	5.60	---	5.40
1961 1/	---	---	---	---	---	---	---	---	5.20	3.90	3.75	---	3.95
<b>Georgia:</b>													
1954	---	---	---	---	---	---	---	---	4.15	4.90	---	---	4.80
1955	---	---	---	---	---	---	---	5.75	5.75	3.45	---	---	4.25
1956	---	---	---	---	---	---	---	3.65	3.85	4.50	---	---	4.35
1957	---	---	---	---	---	---	---	4.00	4.05	3.45	---	---	3.95
1958	---	---	---	---	---	---	---	5.70	5.70	4.20	4.20	---	5.20
1959	---	---	---	---	---	---	---	---	5.40	5.00	---	---	5.20
1960	---	---	---	---	---	---	---	4.50	3.90	3.90	---	---	4.20
1961 1/	---	---	---	---	---	---	---	4.35	4.45	---	---	---	4.40
<b>Louisiana:</b>													
1954	---	---	---	---	---	---	---	---	4.25	4.50	---	---	4.40
1955	---	---	---	---	---	---	---	---	4.15	3.10	2.20	---	3.55
1956	---	---	---	---	---	---	---	6.20	4.80	3.95	4.15	---	4.30
1957	---	---	---	---	---	---	---	---	4.15	4.10	3.65	---	4.15
1958	---	---	---	---	---	---	---	---	5.50	4.80	4.95	---	5.00
1959	---	---	---	---	---	---	---	5.20	4.00	3.70	3.70	---	3.95
1960	---	---	---	---	---	---	---	6.60	3.30	3.50	5.40	---	3.65
1961 1/	---	---	---	---	---	---	---	---	4.00	3.00	3.00	---	3.25
<b>Texas:</b>													
1957 2/	---	---	---	---	---	---	---	---	5.00	6.00	6.30	---	6.00
1958	---	---	---	---	---	---	---	---	5.50	7.00	6.00	---	6.40
1959	---	---	---	---	---	---	---	---	5.50	6.00	7.50	---	6.20
1960	---	---	---	---	---	---	---	---	5.50	5.20	6.00	---	5.50
1961 1/	---	---	---	---	---	---	---	---	5.00	4.80	3.30	3.00	4.10
<b>California:</b>													
1954	---	---	---	---	---	---	---	2.60	3.50	6.10	4.70	6.00	3.90
1955	---	---	---	---	---	---	---	2.90	4.30	3.80	4.60	5.70	3.80
1956	---	---	---	---	---	---	---	2.20	3.30	4.60	8.10	11.60	3.60
1957	---	---	---	---	---	---	---	3.05	2.90	3.65	5.20	5.20	3.40
1958	---	---	---	---	---	---	---	2.30	4.30	6.00	4.40	3.90	4.00
1959	---	---	---	---	---	---	---	3.70	4.55	5.90	8.40	8.60	5.20
1960	---	---	---	---	---	---	---	3.20	3.60	5.40	5.10	4.55	4.00
1961 1/	---	---	---	---	---	---	---	3.70	5.60	5.30	6.60	6.30	4.95
<b>Group Total:</b>													
1954	---	---	---	---	---	---	---	2.60	3.60	6.40	4.80	6.00	4.24
1955	---	---	---	---	---	---	---	3.00	4.50	4.45	4.55	5.70	4.13
1956	---	---	---	---	---	---	---	2.25	4.10	4.75	5.10	11.60	4.12
1957	---	---	---	---	---	---	---	3.05	3.00	3.70	5.60	5.20	3.52
1958	---	---	---	---	---	---	---	2.35	4.70	5.50	4.90	3.90	4.65
1959	---	---	---	---	---	---	---	3.70	5.50	4.80	7.90	8.60	5.25
1960	---	---	---	---	---	---	---	3.30	4.00	5.00	5.50	4.55	4.43
1961 1/	---	---	---	---	---	---	---	3.70	5.80	4.20	4.80	4.00	4.60

1/ 1961 preliminary. 2/ Started 1957.

Table 14.--Cucumbers: Prices received per hundredweight by farmers for fresh market--Con.

State, season, and year	Jan.	Feb.	Mar.	Apr.	May	June	July	Aug.	Sept.	Oct.	Nov.	Dec.	Season average
	Dol.	Dol.	Dol.	Dol.	Dol.	Dol.	Dol.	Dol.	Dol.	Dol.	Dol.	Dol.	Dol.
<u>LATE FALL</u>													
Florida:													
1954 .....	---	---	---	---	---	---	---	---	---	7.20	3.75	6.20	5.20
1955 .....	---	---	---	---	---	---	---	---	---	3.65	4.80	5.70	4.80
1956 .....	---	---	---	---	---	---	---	---	---	4.45	5.50	7.90	6.00
1957 .....	---	---	---	---	---	---	---	---	---	4.05	4.05	9.70	5.20
1958 .....	---	---	---	---	---	---	---	---	---	6.20	4.50	6.80	5.40
1959 .....	---	---	---	---	---	---	---	---	---	6.00	7.10	15.50	8.00
1960 .....	---	---	---	---	---	---	---	---	---	8.80	4.50	4.90	4.90
1961 <u>1/</u> ..	---	---	---	---	---	---	---	---	---	3.85	4.30	4.85	4.45

1/ 1961 preliminary.

Table 15.--Eggplant: Prices received per hundredweight by farmers for fresh market

State, season, and year	Jan.	Feb.	Mar.	Apr.	May	June	July	Aug.	Sept.	Oct.	Nov.	Dec.	Season average
	Dol.	Dol.	Dol.	Dol.	Dol.	Dol.	Dol.	Dol.	Dol.	Dol.	Dol.	Dol.	Dol.
<b>WINTER</b>													
Florida:													
1954 .....	6.50	7.30	4.70	---	---	---	---	---	---	---	---	---	6.05
1955 .....	4.85	11.65	7.30	3.20	---	---	---	---	---	---	---	---	6.80
1956 .....	6.10	7.60	6.10	---	---	---	---	---	---	---	---	---	6.50
1957 .....	4.80	5.70	3.30	---	---	---	---	---	---	---	---	---	4.40
1958 .....	15.00	---	---	---	---	---	---	---	---	---	---	---	15.00
1959 .....	7.90	10.20	5.90	---	---	---	---	---	---	---	---	---	7.30
1960 .....	8.70	11.20	11.80	---	---	---	---	---	---	---	---	---	10.10
1961 1/ ..	5.70	8.10	11.20	---	---	---	---	---	---	---	---	---	7.90
<b>SPRING</b>													
Florida:													
1954 .....	---	---	---	3.65	4.25	3.35	3.05	---	---	---	---	---	3.80
1955 .....	---	---	---	3.20	5.45	4.85	3.65	---	---	---	---	---	4.25
1956 .....	---	---	---	3.65	5.60	5.00	6.80	---	---	---	---	---	4.80
1957 .....	---	---	---	3.90	5.90	5.90	4.10	---	---	---	---	---	4.95
1958 .....	---	---	---	6.50	7.60	8.00	4.50	---	---	---	---	---	7.00
1959 .....	---	---	---	6.70	6.00	6.80	7.50	---	---	---	---	---	6.50
1960 .....	---	---	---	5.20	5.00	4.25	4.20	---	---	---	---	---	4.80
1961 1/ ..	---	---	---	4.05	4.65	7.10	6.70	---	---	---	---	---	5.10
<b>SUMMER</b>													
New Jersey:													
1954 .....	---	---	---	---	---	---	8.20	4.70	2.75	3.95	4.25	---	4.10
1955 .....	---	---	---	---	---	---	6.80	3.50	3.20	3.05	---	---	3.50
1956 .....	---	---	---	---	---	---	7.90	3.35	2.25	4.25	---	---	3.50
1957 .....	---	---	---	---	---	---	8.40	4.35	2.95	4.45	---	---	4.40
1958 .....	---	---	---	---	---	---	8.30	4.25	3.20	5.00	3.15	---	4.30
1959 .....	---	---	---	---	---	---	6.30	3.80	3.80	5.70	4.75	---	4.55
1960 .....	---	---	---	---	---	---	5.10	2.70	2.80	4.65	4.50	---	3.45
1961 1/ ..	---	---	---	---	---	---	8.70	4.30	2.90	4.40	3.60	---	4.20
<b>FALL</b>													
Florida:													
1954 .....	---	---	---	---	---	---	---	---	---	6.95	5.60	3.80	5.15
1955 .....	---	---	---	---	---	---	---	---	---	3.90	3.00	2.40	2.95
1956 .....	---	---	---	---	---	---	---	---	---	9.00	10.90	5.30	7.40
1957 .....	---	---	---	---	---	---	---	---	7.00	7.90	4.25	6.60	5.70
1958 .....	---	---	---	---	---	---	---	---	4.00	7.00	4.00	4.35	4.65
1959 .....	---	---	---	---	---	---	---	---	6.70	6.20	8.00	9.30	8.10
1960 .....	---	---	---	---	---	---	---	---	---	7.10	9.10	5.60	7.00
1961 1/ ..	---	---	---	---	---	---	---	---	---	6.20	4.00	3.50	4.15
Texas:													
1954 .....	---	---	---	---	---	---	---	---	---	7.90	7.10	5.00	6.95
1955 .....	---	---	---	---	---	---	---	---	5.75	6.35	5.30	4.55	5.45
1956 .....	---	---	---	---	---	---	---	---	6.80	6.10	7.10	---	6.60
1957 .....	---	---	---	---	---	---	---	---	---	6.50	6.20	6.20	6.30
1958 .....	---	---	---	---	---	8.00	6.00	6.00	6.00	7.30	6.30	7.30	6.70
1959 .....	---	---	---	---	---	8.20	6.00	6.50	6.50	7.00	7.90	---	6.90
1960 .....	---	---	---	---	---	---	7.80	7.80	7.50	7.20	8.10	8.30	7.70
1961 1/ ..	---	---	---	---	8.50	8.50	7.50	6.50	5.80	5.90	6.00	6.00	6.70
<b>Group Total:</b>													
1954 .....	---	---	---	---	---	---	---	---	---	7.25	5.95	3.95	5.54
1955 .....	---	---	---	---	---	---	---	---	5.75	4.50	3.40	2.55	3.36
1956 .....	---	---	---	---	---	---	---	---	6.80	7.60	9.70	5.30	7.23
1957 .....	---	---	---	---	---	---	---	---	7.00	7.70	4.50	6.60	5.77
1958 .....	---	---	---	---	---	8.00	6.00	6.00	5.30	7.10	4.15	4.40	4.96
1959 .....	---	---	---	---	---	8.20	6.00	6.50	6.60	6.30	8.00	9.30	7.93
1960 .....	---	---	---	---	---	---	7.80	7.80	7.50	7.20	8.90	5.70	7.15
1961 1/ ..	---	---	---	---	8.50	8.50	7.50	6.50	5.80	6.20	4.05	3.55	4.47

1/ 1961 preliminary.

Table 16.--Escarole: Prices received per hundredweight by farmers for fresh market

State, season, and year	Jan.	Feb.	Mar.	Apr.	May	June	July	Aug.	Sept.	Oct.	Nov.	Dec.	Season average
	Dol.	Dol.	Dol.	Dol.	Dol.	Dol.	Dol.	Dol.	Dol.	Dol.	Dol.	Dol.	Dol.
<b>WINTER</b>													
<b>Florida:</b>													
1954 .....	4.20	3.80	3.20	4.00	7.20	---	---	---	---	8.00	6.40	3.80	4.20
1955 .....	3.80	4.20	4.00	3.80	4.00	3.60	---	---	---	3.60	3.60	4.40	4.20
1956 .....	7.80	5.60	4.00	3.40	5.80	8.00	---	---	---	---	6.00	4.80	4.80
1957 .....	4.80	4.00	3.60	4.40	6.00	---	---	---	---	6.00	3.50	5.60	4.65
1958 .....	7.70	10.00	7.00	4.30	6.00	5.00	---	---	---	---	3.80	3.90	6.00
1959 .....	3.60	3.60	3.15	4.60	6.20	---	---	---	---	---	7.90	6.90	4.05
1960 .....	4.40	4.60	2.90	3.80	5.10	---	---	---	---	---	4.30	3.30	4.80
1961 1/ ..	3.90	3.10	3.70	3.85	7.80	6.00	---	---	---	4.80	4.90	7.10	4.15
<b>SUMMER</b>													
<b>New Jersey:</b>													
1954 .....	---	---	---	---	---	---	---	---	---	---	---	---	3.35
1955 .....	---	---	---	---	---	---	---	---	---	---	---	---	3.25
1956 .....	---	---	---	---	---	6.60	3.80	2.40	2.00	2.40	3.60	---	3.35
1957 .....	---	---	---	---	8.70	5.80	5.30	4.40	3.30	3.55	3.25	---	4.45
1958 .....	---	---	---	---	4.15	3.10	4.30	3.65	3.10	4.15	3.30	---	3.65
1959 .....	---	---	---	---	4.35	4.65	4.10	5.30	6.80	4.70	7.00	---	5.20
1960 .....	---	---	---	---	5.40	4.30	2.90	3.60	4.90	4.90	4.45	---	4.15
1961 1/ ..	---	---	---	---	10.20	7.70	4.65	5.00	5.20	3.95	3.05	---	5.30
<b>Ohio:</b>													
1959 3/ ..	---	---	---	---	---	9.70	7.80	8.10	8.20	8.40	---	---	8.40
1960 .....	---	---	---	---	---	8.40	6.00	5.60	6.70	7.70	6.80	---	6.70
1961 1/ ..	---	---	---	---	---	10.40	9.40	8.00	8.60	8.80	8.20	8.00	8.80
<b>Group Total:</b>													
1954 .....	---	---	---	---	---	---	---	---	---	---	---	---	3.35
1955 .....	---	---	---	---	---	---	---	---	---	---	---	---	3.25
1956 .....	---	---	---	---	---	6.60	3.80	2.40	2.00	2.40	3.60	---	3.35
1957 .....	---	---	---	---	8.70	5.80	5.30	4.40	3.30	3.55	3.25	---	4.45
1958 .....	---	---	---	---	4.15	3.10	4.30	3.65	3.10	4.15	3.30	---	3.65
1959 .....	---	---	---	---	4.35	6.00	5.30	6.50	7.30	5.10	7.00	---	6.15
1960 .....	---	---	---	---	5.40	5.20	3.85	4.35	5.60	5.40	4.95	---	4.88
1961 1/ ..	---	---	---	---	10.20	8.30	6.30	6.30	6.60	5.10	4.50	8.00	6.42

1/ 1961 preliminary. 2/ Monthly prices not available. 3/ Started 1959.



Table 17.--Honey Dew Melons: Prices received per hundredweight by farmers for fresh market

State, season, and year	Jan.	Feb.	Mar.	Apr.	May	June	July	Aug.	Sept.	Oct.	Nov.	Dec.	Season average
	Dol.	Dol.	Dol.	Dol.	Dol.	Dol.	Dol.	Dol.	Dol.	Dol.	Dol.	Dol.	Dol.
<b>SPRING</b>													
<b>Texas:</b>													
1954 .....	---	---	---	---	5.70	4.75	4.30	4.30	4.10	---	---	---	5.10
1955 .....	---	---	---	---	6.25	5.45	5.10	---	---	---	---	---	5.70
1956 .....	---	---	---	---	6.90	5.90	4.80	---	---	---	---	---	6.50
1957 .....	---	---	---	---	5.00	4.00	6.50	5.70	5.50	---	---	---	4.85
1958 .....	---	---	---	---	7.00	6.40	4.90	---	---	---	---	---	6.30
1959 .....	---	---	---	---	7.90	7.60	5.60	---	---	---	---	---	7.50
1960 .....	---	---	---	---	---	7.40	7.20	---	---	---	---	---	7.30
1961 1/ ..	---	---	---	---	10.50	8.30	8.30	---	---	---	---	---	9.10
<b>California:</b>													
1954 .....	---	---	---	---	---	6.35	4.75	---	---	---	---	---	5.80
1955 .....	---	---	---	---	---	6.60	4.90	---	---	---	---	---	5.70
1956 .....	---	---	---	---	---	6.10	4.55	---	---	---	---	---	5.60
1957 .....	---	---	---	---	7.60	7.50	8.20	---	---	---	---	---	7.70
1958 .....	---	---	---	---	---	6.80	4.30	---	---	---	---	---	5.90
1959 .....	---	---	---	---	---	7.00	5.30	---	---	---	---	---	6.60
1960 .....	---	---	---	---	---	5.80	5.20	---	---	---	---	---	5.70
1961 1/ ..	---	---	---	---	5.20	6.20	4.20	---	---	---	---	---	5.40
<b>Group Total:</b>													
1954 .....	---	---	---	---	5.70	6.10	4.75	4.30	4.10	---	---	---	5.67
1955 .....	---	---	---	---	6.25	6.05	4.90	---	---	---	---	---	5.70
1956 .....	---	---	---	---	6.90	6.00	4.55	---	---	---	---	---	6.00
1957 .....	---	---	---	---	5.30	5.70	7.50	5.70	5.50	---	---	---	5.85
1958 .....	---	---	---	---	7.00	6.40	4.70	---	---	---	---	---	6.27
1959 .....	---	---	---	---	7.90	7.50	5.40	---	---	---	---	---	7.30
1960 .....	---	---	---	---	---	6.70	6.60	---	---	---	---	---	6.63
1961 1/ ..	---	---	---	---	10.40	7.60	4.35	---	---	---	---	---	7.74
<b>EARLY SUMMER</b>													
<b>Arizona:</b>													
1954 .....	---	---	---	---	---	5.35	4.10	4.30	---	---	---	---	4.30
1955 .....	---	---	---	---	---	6.25	5.90	5.10	---	---	---	---	5.80
1956 .....	---	---	---	---	---	5.10	3.50	3.40	---	---	---	---	3.85
1957 .....	---	---	---	---	---	8.50	9.40	---	---	---	---	---	9.20
1958 .....	---	---	---	---	---	5.90	4.95	---	---	---	---	---	5.20
1959 .....	---	---	---	---	---	---	6.70	5.80	---	---	---	---	6.60
1960 .....	---	---	---	---	---	6.10	5.80	5.10	---	---	---	---	5.80
1961 1/ ..	---	---	---	---	8.00	7.80	6.40	6.20	---	---	---	---	6.40
<b>LATE SUMMER</b>													
<b>California:</b>													
1954 .....	---	---	---	---	---	---	4.55	4.45	5.00	4.45	4.55	---	4.65
1955 .....	---	---	---	---	---	---	5.70	4.00	4.10	4.30	5.70	---	4.20
1956 .....	---	---	---	---	---	---	4.00	3.85	4.20	4.55	5.80	---	4.05
1957 .....	---	---	---	---	---	---	7.60	5.50	3.95	4.25	---	---	4.90
1958 .....	---	---	---	---	---	---	3.35	4.40	4.55	4.40	5.10	---	4.30
1959 .....	---	---	---	---	---	---	4.55	5.50	5.40	5.60	---	---	5.30
1960 .....	---	---	---	---	---	---	5.20	4.55	4.40	4.60	5.00	---	4.60
1961 1/ ..	---	---	---	---	---	---	5.80	5.20	4.85	5.30	---	---	5.10

1/ 1961 preliminary.

Table 18.--Lettuce: Prices received per hundredweight by farmers for fresh market

State, season, and year	Jan.	Feb.	Mar.	Apr.	May	June	July	Aug.	Sept.	Oct.	Nov.	Dec.	Season average
	Dol.	Dol.	Dol.	Dol.	Dol.	Dol.	Dol.	Dol.	Dol.	Dol.	Dol.	Dol.	Dol.
<b>WINTER</b>													
<b>Florida:</b>													
1954 .....	4.70	4.00	3.50	3.70	4.00	---	---	---	---	---	7.00	3.50	4.00
1955 .....	3.50	4.35	4.55	4.00	3.50	---	---	---	---	3.85	3.85	4.00	4.15
1956 .....	4.30	3.55	3.80	3.15	3.55	3.55	---	---	---	---	5.90	4.10	3.75
1957 .....	4.50	4.10	3.70	4.20	4.00	4.00	---	---	---	7.00	4.25	6.60	4.30
1958 .....	6.40	7.00	7.40	6.90	7.50	7.00	---	---	---	5.50	5.50	6.00	6.30
1959 .....	4.40	4.70	3.40	4.80	4.25	---	---	---	---	---	6.80	6.80	4.75
1960 .....	6.80	7.80	6.50	5.30	5.80	5.80	---	---	---	---	4.50	5.60	6.50
1961 1/ ..	4.80	4.50	4.20	4.50	7.50	6.50	---	---	---	---	7.90	7.00	4.80
<b>Texas:</b>													
1954 .....	4.75	3.25	4.15	4.40	---	---	---	---	---	---	4.60	3.40	4.30
1955 .....	5.05	4.75	4.75	4.65	4.10	---	---	---	---	---	6.20	4.05	4.55
1956 .....	2.35	3.65	3.80	3.65	3.65	---	---	---	---	---	8.20	5.20	3.35
1957 .....	5.80	3.50	3.05	4.60	3.70	---	---	---	---	---	4.10	4.10	5.20
1958 .....	3.65	3.25	6.00	4.55	6.10	---	---	---	---	---	5.80	2.95	4.25
1959 .....	4.20	5.60	4.45	2.85	---	---	---	---	---	---	---	4.10	4.40
1960 .....	8.90	5.10	4.40	5.20	5.50	---	---	---	---	---	---	4.45	6.30
1961 1/ ..	3.60	2.50	2.50	3.00	3.00	---	---	---	---	---	3.50	3.15	3.30
<b>Arizona:</b>													
1954 .....	4.75	3.10	3.90	4.05	---	---	---	---	---	---	4.50	2.95	3.80
1955 .....	5.50	5.70	5.25	5.40	---	---	---	---	---	---	5.90	4.15	4.75
1956 .....	2.35	3.85	3.85	4.65	---	---	---	---	---	---	7.90	6.00	3.70
1957 .....	4.90	2.70	3.20	4.15	---	---	---	---	---	---	2.95	3.75	4.40
1958 .....	3.75	4.50	6.60	5.30	---	---	---	---	---	---	6.40	2.95	4.25
1959 .....	4.10	5.70	3.75	3.45	---	---	---	---	---	---	5.60	4.60	4.00
1960 .....	7.60	5.10	4.30	---	---	---	---	---	---	---	2.75	5.20	5.20
1961 1/ ..	4.15	2.50	2.45	---	---	---	---	---	---	---	4.40	3.50	3.60
<b>California:</b>													
1954 .....	5.00	3.00	3.35	3.20	---	---	---	---	---	---	4.60	3.80	3.85
1955 .....	4.75	4.45	4.35	3.65	---	---	---	---	---	---	4.70	3.15	4.15
1956 .....	2.10	3.35	3.10	2.30	---	---	---	---	---	---	7.30	5.10	2.90
1957 .....	4.20	2.65	2.35	3.35	---	---	---	---	---	---	2.30	3.45	3.60
1958 .....	3.10	2.90	5.20	3.90	---	---	---	---	---	---	6.50	2.65	3.35
1959 .....	3.35	4.70	3.20	---	---	---	---	---	---	---	4.85	3.80	3.70
1960 .....	6.20	4.40	4.00	---	---	---	---	---	---	---	3.50	5.00	4.65
1961 1/ ..	3.50	2.40	2.35	---	---	---	---	---	---	---	4.95	2.95	3.20
<b>Group Total:</b>													
1954 .....	4.90	3.05	3.60	4.00	4.00	---	---	---	---	---	5.00	3.55	3.92
1955 .....	4.85	4.60	4.60	4.40	3.85	---	---	---	---	3.85	5.10	3.55	4.32
1956 .....	2.25	3.45	3.40	3.30	3.55	3.55	---	---	---	---	7.40	5.30	3.15
1957 .....	4.60	2.75	2.65	4.45	4.00	4.00	---	---	---	7.00	2.60	3.65	3.95
1958 .....	3.25	3.05	5.60	4.80	7.20	7.00	---	---	---	5.50	6.30	2.80	3.63
1959 .....	3.50	4.85	3.40	3.75	4.25	---	---	---	---	---	5.10	4.05	3.81
1960 .....	6.90	4.65	4.15	5.30	5.70	---	---	---	---	---	3.35	5.00	4.99
1961 1/ ..	3.65	2.45	2.45	4.10	6.30	6.50	---	---	---	---	5.00	3.20	3.33
<b>EARLY SPRING</b>													
<b>North Carolina:</b>													
1954 .....	---	---	---	6.45	5.00	---	---	---	---	---	---	---	5.30
1955 .....	---	---	---	7.15	6.70	---	---	---	---	---	---	---	6.80
1956 .....	---	---	---	5.20	5.40	---	---	---	---	---	---	---	5.40
1957 .....	---	---	---	4.50	1.75	---	---	---	---	---	---	---	2.40
1958 .....	---	---	---	---	7.70	5.70	5.70	---	---	---	---	---	7.40
1959 .....	---	---	---	3.30	3.20	---	---	---	---	---	---	---	3.20
1960 .....	---	---	---	2.60	2.60	---	---	---	---	---	---	---	2.60
1961 1/ ..	---	---	---	4.30	5.00	---	---	---	---	---	---	---	4.80

1/ 1961 preliminary.

Table 18.--Lettuce: Prices received per hundredweight by farmers for fresh market--Con.

State, season, and year	Jan.	Feb.	Mar.	Apr.	May	June	July	Aug.	Sept.	Oct.	Nov.	Dec.	Season average
	Dol.	Dol.	Dol.	Dol.	Dol.	Dol.	Dol.	Dol.	Dol.	Dol.	Dol.	Dol.	Dol.
<b>EARLY SPRING Cont:</b>													
<b>South Carolina:</b>													
1954 .....	---	---	---	5.30	5.00	---	---	---	---	---	---	---	5.20
1955 .....	---	---	---	6.85	5.35	---	---	---	---	---	---	---	6.70
1956 .....	---	---	---	4.85	4.70	---	---	---	---	---	---	---	4.75
1957 .....	---	---	---	4.00	4.00	---	---	---	---	---	---	---	4.00
1958 .....	---	---	---	---	4.80	---	---	---	---	---	---	---	4.80
1959 .....	---	---	---	4.00	4.90	---	---	---	---	---	---	---	4.25
1960 .....	---	---	---	6.10	5.50	---	---	---	---	---	---	---	5.80
1961 1/ ..	---	---	---	5.70	6.30	---	---	---	---	---	---	---	6.10
<b>Georgia:</b>													
1954 .....	---	---	5.45	6.35	6.70	---	---	---	---	---	---	---	6.30
1955 .....	---	---	6.70	6.80	5.00	3.20	---	---	---	---	---	---	5.70
1956 .....	---	---	---	4.70	4.10	---	---	---	---	---	---	---	4.55
1957 .....	---	---	---	6.90	4.50	---	---	---	---	---	---	---	5.70
1958 .....	---	---	---	4.00	8.20	---	---	---	---	---	---	---	5.70
1959 .....	---	---	---	4.90	3.50	---	---	---	---	---	---	---	4.05
1960 .....	---	---	---	4.00	4.10	---	---	---	---	---	---	---	4.10
1961 1/ ..	---	---	4.25	4.25	3.90	3.90	---	---	---	---	---	---	4.10
<b>New Mexico:</b>													
1956 2/ ..	---	---	---	---	2.50	2.50	---	---	---	---	---	---	2.50
1957 .....	---	---	---	4.85	4.15	6.90	---	---	---	---	---	---	4.40
1958 .....	---	---	---	---	5.30	2.50	---	---	---	---	---	---	4.90
1959 .....	---	---	---	---	2.45	2.20	---	---	---	---	---	---	2.40
1960 .....	---	---	---	---	2.95	3.00	---	---	---	---	---	---	2.95
1961 1/ ..	---	---	---	---	4.80	4.80	---	---	---	---	---	---	4.80
<b>Arizona:</b>													
1954 .....	---	3.10	3.95	4.15	5.05	---	---	---	---	---	---	---	4.10
1955 .....	---	---	5.10	5.40	3.95	---	---	---	---	---	---	---	5.05
1956 .....	---	4.50	3.85	4.60	4.85	---	---	---	---	---	---	---	4.45
1957 .....	---	2.45	5.20	4.15	4.80	10.10	---	---	---	---	---	---	4.55
1958 .....	---	---	6.00	5.10	7.40	4.10	---	---	---	---	---	---	5.80
1959 .....	---	---	3.30	3.10	2.85	4.00	---	---	---	---	---	---	3.15
1960 .....	---	---	3.75	5.50	3.40	2.85	---	---	---	---	---	---	4.60
1961 1/ ..	---	---	2.85	3.05	3.90	4.05	---	---	---	---	---	---	3.20
<b>California:</b>													
1954 .....	---	---	3.10	3.95	5.90	---	---	---	---	---	---	---	5.25
1955 .....	---	---	3.45	3.75	2.75	---	---	---	---	---	---	---	2.95
1956 .....	---	---	2.25	3.00	3.50	---	---	---	---	---	---	---	3.35
1957 .....	---	---	5.20	3.20	2.65	---	---	---	---	---	---	---	2.85
1958 .....	---	---	4.45	3.40	4.55	---	---	---	---	---	---	---	4.35
1959 .....	---	---	2.95	2.25	2.10	---	---	---	---	---	---	---	2.20
1960 .....	---	---	4.30	5.10	2.55	---	---	---	---	---	---	---	3.15
1961 1/ ..	---	---	2.25	2.65	3.70	---	---	---	---	---	---	---	3.45
<b>Group Total:</b>													
1954 .....	---	3.10	3.90	4.15	5.90	---	---	---	---	---	---	---	4.88
1955 .....	---	---	4.85	4.95	3.05	3.20	---	---	---	---	---	---	3.90
1956 .....	---	4.50	3.70	4.15	3.75	2.50	---	---	---	---	---	---	3.87
1957 .....	---	---	4.90	3.80	3.65	6.90	---	---	---	---	---	---	3.63
1958 .....	---	---	5.90	4.85	5.70	3.95	5.70	---	---	---	---	---	5.34
1959 .....	---	---	3.25	2.90	2.35	3.75	---	---	---	---	---	---	2.77
1960 .....	---	---	3.80	5.40	2.90	2.90	---	---	---	---	---	---	4.07
1961 1/ ..	---	---	2.80	3.00	3.80	4.05	---	---	---	---	---	---	3.34

1/ 1961 preliminary. 2/ Started 1956.

Table 18.--Lettuce: Prices received per hundredweight by farmers for fresh market--Con.

State, season, and year	Jan.	Feb.	Mar.	Apr.	May	June	July	Aug.	Sept.	Oct.	Nov.	Dec.	Season average
	Dol.	Dol.	Dol.	Dol.	Dol.	Dol.	Dol.	Dol.	Dol.	Dol.	Dol.	Dol.	Dol.
<b>LATE SPRING</b>													
<b>Massachusetts</b>													
1954	---	---	---	---	---	4.35	4.05	5.00	5.00	5.45	---	---	4.35
1955	---	---	---	---	4.70	4.50	6.20	6.30	7.90	5.30	4.50	---	5.10
1956	---	---	---	---	8.00	5.00	4.60	6.20	5.00	4.80	5.70	---	5.00
1957	---	---	---	---	6.40	6.10	7.70	9.40	7.10	7.30	6.30	---	6.80
1958	---	---	---	---	---	4.60	4.70	5.00	6.00	7.90	---	---	4.80
1959	---	---	---	---	11.50	4.50	5.00	6.80	9.30	7.60	7.50	---	5.20
1960	---	---	---	---	9.50	5.10	5.60	7.30	7.60	7.60	7.50	---	5.90
1961 1/	---	---	---	---	---	5.70	5.30	6.90	7.50	7.60	---	---	5.90
<b>Connecticut</b>													
1954	---	---	---	---	6.40	4.30	4.40	4.75	4.40	5.00	---	---	4.45
1955	---	---	---	---	---	4.30	5.80	5.60	6.90	5.70	4.85	---	4.75
1956	---	---	---	---	8.00	5.20	4.45	5.60	5.20	5.40	---	---	5.10
1957	---	---	---	---	6.10	5.90	7.70	8.50	7.00	---	---	---	6.30
1958	---	---	---	---	8.60	4.90	4.75	5.00	6.50	---	---	---	4.95
1959	---	---	---	---	8.30	4.70	4.90	6.70	8.80	7.50	---	---	5.10
1960	---	---	---	---	7.30	4.95	5.70	6.30	7.20	7.90	---	---	5.40
1961 1/	---	---	---	---	12.80	6.30	5.90	6.60	7.00	7.00	---	---	6.30
<b>New Jersey</b>													
1954	---	---	---	8.55	8.15	5.85	2.55	4.30	---	---	---	---	5.95
1955	---	---	---	---	3.65	3.30	4.00	2.70	---	---	---	---	3.45
1956	---	---	---	---	5.30	5.10	1.95	2.30	---	---	---	---	4.55
1957	---	---	---	---	4.20	4.90	4.10	5.50	---	---	---	---	4.60
1958	---	---	---	---	6.40	3.95	3.45	2.75	---	---	---	---	4.00
1959	---	---	---	---	2.85	2.30	2.00	3.15	---	---	---	---	2.45
1960	---	---	---	---	3.05	2.65	2.65	2.75	---	---	---	---	2.75
1961 1/	---	---	---	---	7.20	4.40	2.90	3.30	---	---	---	---	4.35
<b>Pennsylvania</b>													
1954	---	---	---	---	5.00	5.05	3.70	3.80	3.85	---	---	---	4.85
1955	---	---	---	---	5.00	3.15	2.65	3.00	2.85	2.85	---	---	3.30
1956	---	---	---	---	4.00	3.30	3.30	2.50	2.15	2.20	2.30	---	2.95
1957	---	---	---	---	5.70	3.60	3.50	3.35	3.00	---	---	---	4.05
1958	---	---	---	---	7.50	5.00	4.90	4.80	5.00	4.80	---	---	5.30
1959	---	---	---	7.00	7.00	4.85	4.00	3.75	4.00	4.00	---	---	5.10
1960	---	---	---	---	7.00	5.50	5.80	3.75	4.00	4.50	---	---	5.30
1961 1/	---	---	---	---	7.00	5.50	4.70	4.35	4.50	4.60	---	---	5.00
<b>Idaho</b>													
1954 2/	---	---	---	---	---	.70	.15	---	---	---	---	---	.50
<b>Washington</b>													
1954	---	---	---	---	7.00	4.00	2.10	---	---	---	---	---	3.40
1955	---	---	---	---	---	2.80	3.40	---	---	---	---	---	3.10
1956	---	---	---	---	5.50	2.40	2.60	---	---	---	---	---	2.85
1957	---	---	---	---	2.60	2.65	2.60	---	---	---	---	---	2.60
1958	---	---	---	---	2.30	2.30	2.20	---	---	---	---	---	2.25
1959	---	---	---	---	2.50	1.90	2.05	---	---	---	---	---	2.05
1960	---	---	---	---	3.25	1.95	2.20	---	---	---	---	---	2.20
1961 1/	---	---	---	---	3.25	2.80	2.60	---	---	---	---	---	2.70
<b>Oregon</b>													
1954	---	---	---	---	6.45	4.65	2.65	---	---	---	---	---	3.95
1955	---	---	---	---	3.95	3.70	3.70	---	---	---	---	---	3.70
1956	---	---	---	---	4.30	3.30	2.95	---	---	---	---	---	3.20
1957	---	---	---	---	3.25	2.70	2.55	---	---	---	---	---	2.65
1958	---	---	---	---	4.20	3.65	3.10	---	---	---	---	---	3.35
1959	---	---	---	---	2.70	2.70	2.60	---	---	---	---	---	2.65
1960	---	---	---	---	2.60	3.00	3.10	---	---	---	---	---	3.05
1961 1/	---	---	---	---	5.70	3.55	3.70	---	---	---	---	---	3.75

1/ 1961 preliminary. 2/ Discontinued 1954.

Table 18.--Lettuce: Prices received per hundredweight by farmers for fresh market--Con.

State, season, and year	Jan.	Feb.	Mar.	Apr.	May	June	July	Aug.	Sept.	Oct.	Nov.	Dec.	Season average
	Dol.	Dol.	Dol.	Dol.	Dol.	Dol.	Dol.	Dol.	Dol.	Dol.	Dol.	Dol.	Dol.
<b>LATE SPRING, Con:</b>													
<b>Group Total:</b>													
1954 .....	---	---	---	8.60	7.80	5.20	3.05	4.65	4.65	5.20	---	---	5.07
1955 .....	---	---	---	---	3.75	3.60	4.25	4.20	6.90	4.60	4.60	---	3.83
1956 .....	---	---	---	---	5.40	4.75	3.30	3.90	4.65	4.10	2.30	---	4.37
1957 .....	---	---	---	---	4.20	4.95	4.60	6.90	6.80	7.30	---	---	4.81
1958 .....	---	---	---	---	5.00	3.95	3.60	4.00	6.10	7.30	---	---	3.97
1959 .....	---	---	---	7.00	3.15	2.95	3.00	4.40	8.60	7.00	7.50	---	3.14
1960 .....	---	---	---	---	3.30	3.15	3.45	4.35	6.90	7.00	7.50	---	3.42
1961 1/ ..	---	---	---	---	7.10	4.45	3.65	4.75	7.00	6.70	---	---	4.41
<b>SUMMER</b>													
<b>Maine:</b>													
1954 .....	---	---	---	---	---	5.60	4.05	5.10	5.95	6.60	---	---	4.65
1955 .....	---	---	---	---	---	5.15	7.45	5.25	7.05	6.60	---	---	6.60
1956 .....	---	---	---	---	---	7.60	4.30	5.30	5.80	5.90	---	---	5.10
1957 .....	---	---	---	---	---	7.70	8.60	9.80	6.20	---	---	---	8.70
1958 .....	---	---	---	---	---	5.60	4.95	4.40	5.60	6.90	5.60	---	4.90
1959 .....	---	---	---	---	---	4.80	5.90	6.00	9.80	7.80	---	---	6.30
1960 .....	---	---	---	---	---	7.10	4.85	5.30	5.80	5.30	---	---	5.30
1961 1/ ..	---	---	---	---	---	5.90	5.70	5.50	6.30	6.30	---	---	5.80
<b>New York:</b>													
1954 .....	---	---	---	---	4.30	2.85	3.00	3.45	4.30	3.55	---	---	3.20
1955 .....	---	---	---	---	5.70	3.70	5.30	4.05	4.20	2.45	---	---	4.45
1956 .....	---	---	---	---	4.25	3.45	2.00	2.25	2.20	2.60	---	---	2.30
1957 .....	---	---	---	---	3.30	3.55	3.55	5.60	3.95	3.90	3.25	---	3.95
1958 .....	---	---	---	---	---	2.90	2.10	1.85	2.00	2.65	2.50	---	2.15
1959 .....	---	---	---	---	3.25	2.40	2.45	2.65	3.50	3.50	---	---	2.65
1960 .....	---	---	---	---	---	2.15	2.00	2.50	2.50	2.40	2.00	---	2.20
1961 1/ ..	---	---	---	---	---	3.25	3.00	2.60	3.40	3.50	---	---	3.00
<b>Ohio:</b>													
1954 .....	---	---	---	---	17.40	7.00	7.05	7.05	6.85	7.55	---	---	7.60
1955 .....	---	---	---	---	11.00	6.00	7.00	12.00	14.00	6.30	7.00	---	9.00
1956 .....	---	---	---	---	17.00	13.60	10.00	10.00	7.50	9.00	---	---	10.30
1957 .....	---	---	---	---	13.00	11.50	21.10	18.30	9.00	15.50	---	---	15.10
1958 .....	---	---	---	---	18.00	7.80	7.50	10.50	12.00	9.00	---	---	9.40
1959 .....	---	---	---	---	16.00	9.00	14.00	13.00	16.00	14.00	---	---	13.10
1960 .....	---	---	---	---	18.00	12.00	7.00	7.00	7.50	8.50	---	---	8.80
1961 1/ ..	---	---	---	---	18.80	8.10	6.20	7.30	13.50	13.00	---	---	9.30
<b>Michigan:</b>													
1954 .....	---	---	---	---	---	5.00	4.10	4.00	5.50	5.50	---	---	4.65
1955 .....	---	---	---	---	---	5.05	6.00	5.30	6.85	5.20	---	---	5.60
1956 .....	---	---	---	---	---	7.80	4.85	4.70	4.85	5.50	---	---	5.30
1957 .....	---	---	---	---	---	8.00	6.70	4.45	4.25	4.50	---	---	5.50
1958 .....	---	---	---	---	---	5.20	4.35	2.75	3.40	3.50	---	---	3.35
1959 .....	---	---	---	---	---	5.00	4.40	4.80	6.20	6.80	---	---	4.90
1960 .....	---	---	---	---	---	4.75	4.75	4.50	5.10	5.00	---	---	4.75
1961 1/ ..	---	---	---	---	---	4.25	4.25	3.00	3.55	4.00	---	---	3.80
<b>Wisconsin:</b>													
1954 .....	---	---	---	---	---	---	---	---	---	---	---	---	2/4.30
1955 .....	---	---	---	---	---	---	---	---	---	---	---	---	2/5.70
1956 .....	---	---	---	---	---	---	---	---	---	---	---	---	2/4.60
1957 .....	---	---	---	---	---	---	---	---	---	---	---	---	2/6.00
1958 .....	---	---	---	---	---	---	---	---	---	---	---	---	2/4.00
1959 .....	---	---	---	---	---	---	---	---	---	---	---	---	2/6.70
1960 .....	---	---	---	---	---	---	4.25	4.35	4.30	3.50	---	---	4.30
1961 1/ ..	---	---	---	---	---	---	4.25	4.10	6.10	---	---	---	4.75

1/ 1961 preliminary. 2/ Monthly prices not available.

Table 18.--Lettuce: Prices received per hundredweight by farmers for fresh market--Con.

State, season, and year	Jan.	Feb.	Mar.	Apr.	May	June	July	Aug.	Sept.	Oct.	Nov.	Dec.	Season average
	Dol.	Dol.	Dol.	Dol.	Dol.	Dol.	Dol.	Dol.	Dol.	Dol.	Dol.	Dol.	Dol.
<b>SUMMER, Con.</b>													
<b>Colorado:</b>													
1954 .....	---	---	---	---	---	3.35	3.45	2.55	2.50	2.90	---	---	2.80
1955 .....	---	---	---	---	---	3.85	3.10	4.25	4.60	3.60	---	---	4.15
1956 .....	---	---	---	---	---	3.70	1.80	2.20	1.80	2.20	---	---	2.05
1957 .....	---	---	---	---	---	4.25	5.40	4.35	3.00	---	---	---	4.05
1958 .....	---	---	---	---	---	4.00	1.50	1.00	1.15	1.15	---	---	1.15
1959 .....	---	---	---	---	---	2.80	3.30	3.40	5.80	5.80	---	---	4.05
1960 .....	---	---	---	---	---	3.00	3.00	2.55	2.50	2.35	---	---	2.60
1961 1/ ..	---	---	---	---	---	6.00	2.20	1.65	2.65	---	---	---	2.05
<b>California:</b>													
1954 .....	---	---	---	---	---	2.90	2.60	3.15	---	---	---	---	2.90
1955 .....	---	---	---	---	---	4.05	4.05	5.20	---	---	---	---	4.45
1956 .....	---	---	---	---	---	3.20	2.40	2.90	---	---	---	---	2.85
1957 .....	---	---	---	---	---	4.60	4.40	4.70	---	---	---	---	4.55
1958 .....	---	---	---	---	---	2.95	2.45	2.35	---	---	---	---	2.55
1959 .....	---	---	---	---	---	2.85	3.95	4.00	---	---	---	---	3.55
1960 .....	---	---	---	---	---	2.95	3.70	3.40	---	---	---	---	3.35
1961 1/ ..	---	---	---	---	---	2.90	3.30	3.00	---	---	---	---	3.05
<b>Group Total:</b>													
1954 .....	---	---	---	---	7.90	2.95	2.75	3.20	4.00	4.30	---	---	3.04
1955 .....	---	---	---	---	7.10	4.05	4.25	5.10	5.30	3.75	7.00	---	4.53
1956 .....	---	---	---	---	13.80	3.25	2.45	2.90	2.40	4.75	---	---	2.91
1957 .....	---	---	---	---	6.50	4.60	4.55	4.85	3.70	5.10	3.25	---	4.64
1958 .....	---	---	---	---	18.00	3.05	2.45	2.20	2.30	3.80	2.90	---	2.56
1959 .....	---	---	---	---	8.60	2.90	3.85	3.95	5.90	6.90	---	---	3.84
1960 .....	---	---	---	---	18.00	3.00	3.55	3.35	3.25	3.70	2.00	---	3.33
1961 1/ ..	---	---	---	---	18.80	3.00	3.35	2.80	4.10	7.80	---	---	2.99
<b>EARLY FALL</b>													
<b>New Jersey:</b>													
1954 .....	---	---	---	---	---	---	---	---	3.30	6.50	5.70	5.70	6.15
1955 .....	---	---	---	---	---	---	---	---	4.95	4.05	4.15	3.85	4.05
1956 .....	---	---	---	---	---	---	---	---	3.30	8.10	9.30	---	8.10
1957 .....	---	---	---	---	---	---	---	---	4.35	6.90	5.00	2.65	5.80
1958 .....	---	---	---	---	---	---	---	---	3.25	5.80	3.80	---	4.95
1959 .....	---	---	---	---	---	---	---	---	3.85	3.80	4.10	---	3.85
1960 .....	---	---	---	---	---	---	---	---	4.15	4.90	4.50	---	4.70
1961 1/ ..	---	---	---	---	---	---	---	---	4.05	3.15	3.45	---	3.40
<b>Texas:</b>													
1954 .....	---	---	---	---	---	---	---	---	4.30	4.40	3.80	---	4.25
1955 .....	---	---	---	---	---	---	---	---	4.50	3.95	3.05	---	3.90
1956 .....	---	---	---	---	---	---	---	---	6.20	6.40	7.70	---	6.80
1957 .....	---	---	---	---	---	---	---	3.20	5.30	4.95	3.20	---	4.75
1958 .....	---	---	---	---	---	---	---	---	4.60	4.60	3.15	---	4.40
1959 .....	---	---	---	---	---	---	---	---	5.20	4.10	4.60	---	4.25
1960 .....	---	---	---	---	---	---	---	---	4.10	3.90	4.70	---	4.00
1961 1/ ..	---	---	---	---	---	---	---	6.00	5.80	2.60	2.55	---	3.10
<b>Idaho:</b>													
1954 2/ ..	---	---	---	---	---	---	---	---	2.85	2.00	.57	---	2.00
<b>New Mexico:</b>													
1954 .....	---	---	---	---	---	---	---	2.00	1.90	2.05	2.15	---	2.10
1955 .....	---	---	---	---	---	---	---	---	2.00	1.75	2.30	1.85	2.20
1956 .....	---	---	---	---	---	---	---	---	---	3.60	4.30	---	4.10
1957 .....	---	---	---	---	---	---	---	---	5.00	4.50	3.20	---	3.80
1958 .....	---	---	---	---	---	---	---	2.50	3.10	2.75	2.30	---	2.70
1959 .....	---	---	---	---	---	---	---	3.90	6.00	3.90	3.90	---	4.20
1960 .....	---	---	---	---	---	---	3.30	3.50	3.00	5.40	5.20	---	4.85
1961 1/ ..	---	---	---	---	---	---	---	---	---	2.90	4.50	---	3.55

1/ 1961 preliminary. 2/ Discontinued 1954.

Table 18.--Lettuce: Prices received per hundredweight by farmers for fresh market--Con.

State, season, and year	Jan.	Feb.	Mar.	Apr.	May	June	July	Aug.	Sept.	Oct.	Nov.	Dec.	Season average
	Dol.	Dol.	Dol.	Dol.	Dol.	Dol.	Dol.	Dol.	Dol.	Dol.	Dol.	Dol.	Dol.
<b>EARLY FALL, Con.</b>													
<b>Utah:</b>													
1954 .....	---	---	---	---	3.70	3.15	1.45	2.30	3.70	2.15	3.15	---	2.30
1955 .....	---	---	---	---	---	3.45	2.85	3.45	4.45	2.45	---	---	3.15
1956 2/ ..	---	---	---	---	---	---	2.05	2.70	3.75	3.00	---	---	2.80
<b>Washington:</b>													
1954 .....	---	---	---	---	---	---	---	2.80	2.60	2.50	3.00	---	2.70
1955 .....	---	---	---	---	---	---	---	2.70	2.70	2.80	3.00	---	2.70
1956 .....	---	---	---	---	---	---	---	3.00	2.60	3.00	5.50	---	2.90
1957 .....	---	---	---	---	---	---	---	3.35	2.75	3.25	3.50	---	3.15
1958 .....	---	---	---	---	---	---	---	1.95	1.90	1.85	1.85	---	1.90
1959 .....	---	---	---	---	---	---	---	2.65	3.25	4.00	4.00	---	3.20
1960 .....	---	---	---	---	---	---	---	2.05	2.80	2.80	3.25	---	2.45
1961 1/ ..	---	---	---	---	---	---	---	2.70	2.70	2.65	2.40	---	2.70
<b>Oregon:</b>													
1954 .....	---	---	---	---	---	---	---	3.30	3.35	3.50	3.20	3.00	3.35
1955 .....	---	---	---	---	---	---	---	2.65	2.70	3.15	3.20	---	2.85
1956 .....	---	---	---	---	---	---	---	3.35	3.00	3.20	3.55	---	3.20
1957 .....	---	---	---	---	---	---	---	3.30	3.20	3.15	2.65	2.65	3.20
1958 .....	---	---	---	---	---	---	---	2.90	2.90	3.30	---	---	3.00
1959 .....	---	---	---	---	---	---	---	2.90	3.10	3.05	3.05	---	3.00
1960 .....	---	---	---	---	---	---	---	2.55	3.10	3.50	3.30	---	3.00
1961 1/ ..	---	---	---	---	---	---	---	3.25	3.10	3.20	3.55	3.60	3.20
<b>California:</b>													
1954 .....	3.70	---	---	---	---	---	---	---	3.40	4.60	5.00	1.80	4.15
1955 .....	3.85	3.50	---	---	---	---	---	---	4.70	3.50	3.20	2.40	3.90
1956 .....	1.35	1.35	---	---	---	---	---	---	3.35	4.80	4.60	3.10	4.05
1957 .....	2.90	2.90	---	---	---	---	---	---	3.40	3.95	2.60	2.80	3.50
1958 .....	---	---	---	---	---	---	---	---	3.60	4.00	3.30	3.45	3.70
1959 .....	3.60	3.60	---	---	---	---	---	---	6.00	5.20	3.85	3.10	5.40
1960 .....	---	---	---	---	---	---	---	---	3.50	4.80	4.00	3.25	4.05
1961 1/ ..	---	---	---	---	---	---	---	---	4.55	2.70	3.65	3.40	3.75
<b>Group Total:</b>													
1954 .....	3.70	---	---	---	3.70	3.15	1.45	2.80	3.40	4.60	4.65	1.90	4.13
1955 .....	3.85	3.50	---	---	---	3.45	2.85	2.75	4.65	3.55	3.15	2.40	3.83
1956 .....	1.35	1.35	---	---	---	---	2.05	3.05	3.35	5.10	5.30	3.10	4.35
1957 .....	2.90	2.90	---	---	---	---	---	3.35	3.40	4.25	3.00	2.80	3.68
1958 .....	---	---	---	---	---	---	---	2.25	3.60	4.10	3.30	3.45	3.73
1959 .....	3.60	3.60	---	---	---	---	---	3.00	5.90	4.85	3.95	3.10	5.12
1960 .....	---	---	---	---	---	---	3.30	2.50	3.50	4.65	4.25	3.25	4.05
1961 1/ ..	---	---	---	---	---	---	---	2.95	4.50	2.70	3.65	3.40	3.62
<b>LATE FALL</b>													
<b>Arizona:</b>													
1954 .....	---	---	---	---	---	---	---	---	---	7.05	6.80	2.90	5.30
1955 .....	6.55	---	---	---	---	---	---	---	---	2.75	4.80	4.25	4.60
1956 .....	2.65	---	---	---	---	---	---	---	---	10.10	9.10	6.10	8.10
1957 .....	6.20	---	---	---	---	---	---	---	7.00	7.40	3.45	3.25	4.00
1958 .....	3.85	---	---	---	---	---	---	---	4.30	4.80	4.90	3.15	4.40
1959 .....	3.80	---	---	---	---	---	---	---	9.20	5.60	4.90	4.85	5.30
1960 .....	---	---	---	---	---	---	---	---	3.60	5.50	3.70	4.40	4.15
1961 1/ ..	4.60	---	---	---	---	---	---	---	5.40	3.40	4.55	3.75	4.15

1/ 1961 preliminary. 2/ Discontinued 1956.

Table 19.--Onions: Prices received per hundredweight by farmers for fresh market

State, season, and year	Jan.	Feb.	Mar.	Apr.	May	June	July	Aug.	Sept.	Oct.	Nov.	Dec.	Season average
	Dol.	Dol.	Dol.	Dol.	Dol.	Dol.	Dol.	Dol.	Dol.	Dol.	Dol.	Dol.	Dol.
<b>EARLY SPRING</b>													
Texas:													
1954 .....	---	2.10	2.10	2.30	2.80	2.90	---	---	---	---	---	---	2.50
1955 .....	---	---	4.50	3.10	3.00	3.70	---	---	---	---	---	---	3.20
1956 .....	---	---	2.40	2.40	4.00	7.00	.80	---	---	---	---	---	2.80
1957 .....	---	4.35	3.90	4.75	4.55	4.40	---	---	---	---	---	---	4.45
1958 .....	---	---	6.40	5.40	2.65	2.75	---	---	---	---	---	---	4.15
1959 .....	---	---	9.40	7.20	4.10	3.35	---	---	---	---	---	---	5.40
1960 .....	---	2.85	2.75	3.00	2.95	3.00	---	---	---	---	---	---	2.95
1961 1/ ..	---	4.60	4.60	3.50	2.95	5.00	5.90	---	---	---	---	---	3.45
<b>LATE SPRING</b>													
North Carolina:													
1957 2/ ..	---	---	---	---	---	5.00	4.60	---	---	---	---	---	4.90
1958 .....	---	---	---	---	---	2.20	2.20	---	---	---	---	---	2.20
1959 .....	---	---	---	---	2.70	2.60	2.70	---	---	---	---	---	2.65
1960 .....	---	---	---	---	---	2.75	---	---	---	---	---	---	2.75
1961 1/ ..	---	---	---	---	---	4.50	---	---	---	---	---	---	4.50
Georgia:													
1954 .....	---	---	---	3.00	2.40	2.10	---	---	---	---	---	---	2.40
1955 .....	---	---	---	---	2.80	2.50	---	---	---	---	---	---	2.70
1956 .....	---	---	---	---	3.20	4.50	---	---	---	---	---	---	3.45
1957 .....	---	---	---	4.65	4.25	4.50	---	---	---	---	---	---	4.25
1958 .....	---	---	---	---	3.15	3.50	3.00	---	---	---	---	---	3.40
1959 .....	---	---	---	---	3.40	3.75	---	---	---	---	---	---	3.55
1960 .....	---	---	---	---	2.90	2.85	---	---	---	---	---	---	2.90
1961 1/ ..	---	---	---	---	3.95	5.00	---	---	---	---	---	---	4.80
Texas:													
1954 .....	---	---	---	---	---	---	---	---	---	---	---	---	3/ 3.70
1955 .....	---	---	---	---	---	---	---	---	---	---	---	---	3/ 3.70
1956 .....	---	---	---	---	5.60	7.50	8.50	---	---	---	---	---	7.10
1957 .....	---	---	---	---	5.00	4.65	---	---	---	---	---	---	4.65
1958 .....	---	---	---	---	---	3.25	2.85	---	---	---	---	---	3.25
1959 .....	---	---	---	---	3.35	3.15	3.50	---	---	---	---	---	3.15
1960 .....	---	---	---	---	3.50	3.65	4.00	---	---	---	---	---	3.75
1961 1/ ..	---	---	---	---	3.50	5.00	5.90	---	---	---	---	---	4.55
Arizona:													
1954 .....	---	---	---	---	2.50	2.50	---	---	---	---	---	---	2.50
1955 .....	---	---	---	---	2.00	2.40	2.50	---	---	---	---	---	2.30
1956 .....	---	---	---	---	4.70	7.60	---	---	---	---	---	---	5.50
1957 .....	---	---	---	4.75	5.20	6.10	4.45	---	---	---	---	---	5.60
1958 .....	---	---	---	3.50	2.45	2.55	2.20	---	---	---	---	---	2.50
1959 .....	---	---	---	5.70	2.55	2.00	2.00	---	---	---	---	---	2.35
1960 .....	---	---	---	---	2.40	2.55	2.70	---	---	---	---	---	2.50
1961 1/ ..	---	---	---	---	3.10	4.95	---	---	---	---	---	---	4.15
California:													
1954 .....	---	---	---	2.60	2.70	2.50	2.60	---	---	---	---	---	2.60
1955 .....	---	---	---	2.80	3.00	2.40	2.50	---	---	---	---	---	2.50
1956 .....	---	---	---	---	3.20	6.80	8.00	---	---	---	---	---	6.50
1957 .....	---	---	---	4.10	4.10	4.80	3.05	---	---	---	---	---	4.30
1958 .....	---	---	---	4.90	2.85	2.05	1.70	---	---	---	---	---	2.20
1959 .....	---	---	---	9.20	3.45	2.30	1.90	---	---	---	---	---	3.05
1960 .....	---	---	---	3.80	2.45	2.10	2.60	---	---	---	---	---	2.40
1961 1/ ..	---	---	---	3.25	2.50	3.75	3.45	---	---	---	---	---	3.35

1/ 1961 preliminary. 2/ Started 1957. 3/ Monthly prices not available.



Table 19.--Onions: Prices received per hundredweight by farmers for fresh market--Con.

State, season, and year	Jan.	Feb.	Mar.	Apr.	May	June	July	Aug.	Sept.	Oct.	Nov.	Dec.	Season average
	Dol.	Dol.	Dol.	Dol.	Dol.	Dol.	Dol.	Dol.	Dol.	Dol.	Dol.	Dol.	Dol.
<b>LATE SPRING, Con:</b>													
Group Total:													
1954 .....	---	---	---	2.65	2.60	2.50	2.60	---	---	---	---	---	2.70
1955 .....	---	---	---	2.80	2.60	2.40	2.55	---	---	---	---	---	2.65
1956 .....	---	---	---	---	4.10	7.00	8.00	---	---	---	---	---	6.20
1957 .....	---	---	---	4.30	4.55	5.10	3.25	---	---	---	---	---	4.65
1958 .....	---	---	---	4.75	2.70	2.35	1.75	---	---	---	---	---	2.35
1959 .....	---	---	---	8.90	3.15	2.35	1.95	---	---	---	---	---	2.90
1960 .....	---	---	---	3.80	2.45	2.35	2.75	---	---	---	---	---	2.50
1961 1/ ..	---	---	---	3.25	2.80	4.20	3.50	---	---	---	---	---	3.65
<b>EARLY SUMMER</b>													
<b>New Jersey:</b>													
1954 .....	---	---	---	---	---	3.00	3.80	3.10	2.10	2.40	2.60	---	3.50
1955 .....	---	---	---	---	---	3.20	3.00	2.40	2.60	2.70	---	---	2.90
1956 .....	---	---	---	---	---	7.40	9.00	4.90	2.40	1.90	1.75	1.50	7.50
1957 .....	1.60	---	---	---	---	5.10	3.50	1.85	1.70	---	---	---	3.45
1958 .....	---	---	---	---	---	3.45	3.00	2.55	2.70	---	---	---	2.90
1959 .....	---	---	---	---	---	3.00	3.55	3.40	3.40	---	---	---	3.50
1960 .....	---	---	---	---	---	3.50	4.50	3.50	---	---	---	---	4.35
1961 1/ ..	---	---	---	---	---	4.75	5.20	4.80	3.70	---	---	---	5.00
<b>Iowa:</b>													
1954 .....	---	---	---	---	---	---	3.30	3.20	---	---	---	---	3.30
1955 .....	---	---	---	---	---	---	2.40	2.40	---	---	---	---	2.40
1956 .....	---	---	---	---	---	---	7.00	6.00	3.00	---	---	---	6.80
1957 .....	---	---	---	---	---	---	2.10	2.25	1.80	---	---	---	2.10
1958 .....	---	---	---	---	---	---	2.10	1.95	---	---	---	---	2.10
1959 .....	---	---	---	---	---	---	2.75	2.00	---	---	---	---	2.70
1960 .....	---	---	---	---	---	---	2.25	1.75	---	---	---	---	2.20
1961 1/ ..	---	---	---	---	---	---	3.40	3.00	---	---	---	---	3.40
<b>Virginia:</b>													
1954 .....	---	---	---	---	---	3.30	3.50	---	---	---	---	---	3.40
1955 .....	---	---	---	---	---	2.80	2.80	---	---	---	---	---	2.80
1956 .....	---	---	---	---	---	7.30	6.70	---	---	---	---	---	7.00
1957 .....	---	---	---	---	---	5.10	4.40	---	---	---	---	---	4.60
1958 .....	---	---	---	---	---	3.65	3.45	---	---	---	---	---	3.50
1959 .....	---	---	---	---	---	2.60	2.60	---	---	---	---	---	2.60
1960 .....	---	---	---	---	---	2.95	3.00	---	---	---	---	---	3.00
1961 1/ ..	---	---	---	---	---	5.00	5.00	---	---	---	---	---	5.00
<b>Texas:</b>													
1954 .....	---	---	---	---	---	---	---	---	---	---	---	---	2/ 3.90
1955 .....	---	---	---	---	---	---	---	---	---	---	---	---	2/ 2.60
1956 .....	---	---	---	---	---	7.50	8.50	4.70	2.60	2.30	---	---	7.20
1957 .....	---	---	---	---	---	3.50	3.05	2.15	2.25	2.50	---	---	2.60
1958 .....	---	---	---	---	---	3.10	3.10	2.60	2.75	2.40	---	---	2.85
1959 .....	---	---	---	---	---	2.80	3.00	3.05	2.80	2.90	---	---	2.95
1960 .....	---	---	---	---	---	3.10	3.50	3.30	3.25	3.00	---	---	3.35
1961 1/ ..	---	---	---	---	5.00	5.40	5.40	5.60	5.60	---	---	---	5.40
<b>New Mexico:</b>													
1954 .....	---	---	---	---	---	2.40	2.60	2.80	---	---	---	---	2.50
1955 .....	---	---	---	---	---	2.00	1.60	1.60	1.90	2.20	---	---	1.80
1956 .....	---	---	---	---	3.50	6.00	6.00	5.20	4.50	---	---	---	5.70
1957 .....	---	---	---	---	---	5.00	2.75	2.00	2.00	2.00	2.00	---	3.50
1958 .....	---	---	---	---	---	3.30	2.15	2.40	2.70	2.50	---	---	2.75
1959 .....	---	---	---	---	---	---	2.40	2.25	2.90	2.40	3.00	3.10	2.50
1960 .....	---	---	---	---	3.40	2.30	2.60	3.70	3.20	2.70	---	---	2.65
1961 1/ ..	---	---	---	---	4.20	4.50	5.00	4.50	4.50	4.50	---	---	4.55

1/ 1961 preliminary. 2/ Monthly prices not available.

Table 19.--Onions: Prices received per hundredweight by farmers for fresh market--Con.

State, season, and year	Jan.	Feb.	Mar.	Apr.	May	June	July	Aug.	Sept.	Oct.	Nov.	Dec.	Season average
	Dol.	Dol.	Dol.	Dol.	Dol.	Dol.	Dol.	Dol.	Dol.	Dol.	Dol.	Dol.	Dol.
<b>EARLY SUMMER, Con:</b>													
<b>Washington:</b>													
1954 .....	---	---	---	---	---	1.90	2.00	2.00	---	---	---	---	2.00
1955 .....	---	---	---	---	---	1.80	1.60	1.30	---	---	---	---	1.50
1956 .....	---	---	---	---	---	4.50	5.50	4.70	---	---	---	---	5.00
1957 .....	---	---	---	---	---	2.95	1.85	1.40	---	---	---	---	2.05
1958 .....	---	---	---	---	---	1.25	1.10	1.10	---	---	---	---	1.15
1959 .....	---	---	---	---	---	1.15	1.30	1.60	---	---	---	---	1.30
1960 .....	---	---	---	---	---	1.25	1.45	1.35	---	---	---	---	1.40
1961 1/ ..	---	---	---	---	---	2.25	2.40	3.80	---	---	---	---	2.35
<b>Group Total:</b>													
1954 .....	---	---	---	---	---	2.65	3.05	2.50	2.10	2.40	2.60	---	3.20
1955 .....	---	---	---	---	---	2.30	2.40	1.75	2.15	2.40	---	---	2.40
1956 .....	---	---	---	---	3.50	6.20	8.10	4.85	2.70	2.05	---	---	6.80
1957 .....	---	---	---	---	---	4.55	2.95	2.10	2.15	2.25	2.00	---	2.95
1958 .....	---	---	---	---	---	2.90	2.70	2.50	2.75	2.40	---	---	2.70
1959 .....	---	---	---	---	---	2.45	2.75	2.95	2.80	2.95	3.10	---	2.70
1960 .....	---	---	---	---	3.40	2.50	3.35	3.35	3.25	2.80	---	---	3.15
1961 1/ ..	---	---	---	---	4.55	4.40	4.90	5.20	4.55	4.50	---	---	4.75
<b>LATE SUMMER</b>													
<b>Massachusetts:</b>													
1954 .....	1.20	1.10	1.00	---	---	---	3.70	2.20	2.10	2.00	2.50	2.10	2.70
1955 .....	2.40	2.10	1.70	1.90	---	---	2.10	1.90	2.00	1.90	1.80	1.70	1.90
1956 .....	1.70	1.40	1.40	---	---	---	5.40	4.00	2.30	1.90	1.90	1.80	4.50
1957 .....	1.85	2.15	1.65	---	---	---	2.30	1.85	1.60	1.90	1.90	1.85	2.10
1958 .....	2.50	3.00	3.90	---	---	---	2.05	1.90	1.65	2.00	2.35	2.60	2.10
1959 .....	3.60	3.30	---	---	---	---	2.40	2.35	1.85	1.60	1.60	1.70	2.20
1960 .....	1.75	---	---	---	---	---	3.10	2.20	1.75	1.45	1.45	1.45	2.05
1961 1/ ..	1.45	---	---	---	---	---	4.20	3.60	2.65	2.70	2.85	3.40	3.20
<b>New York:</b>													
1954 .....	1.10	.80	.80	1.00	1.10	---	2.70	1.90	1.70	1.80	2.50	2.10	2.00
1955 .....	2.30	1.80	1.70	1.90	1.40	---	1.40	1.70	2.50	2.70	2.70	2.50	2.30
1956 .....	2.20	1.80	1.30	.90	---	---	6.00	2.80	1.50	1.00	1.20	1.50	1.70
1957 .....	1.75	2.15	1.65	2.75	3.50	---	1.65	1.30	1.40	1.80	2.10	2.10	2.55
1958 .....	2.50	3.25	5.20	5.90	2.95	---	2.00	2.15	2.50	2.55	2.75	3.35	4.00
1959 .....	4.60	5.10	7.50	9.60	---	---	3.00	2.25	1.55	1.45	1.60	1.55	1.55
1960 .....	1.45	1.15	1.70	1.10	.90	---	2.40	2.10	1.25	1.00	1.05	1.25	1.65
1961 1/ ..	2.30	3.15	1.60	1.90	1.55	1.90	2.50	2.30	1.90	2.70	2.90	3.75	2.50
<b>Ohio:</b>													
1954 .....	1.90	1.60	1.20	---	---	---	4.20	3.30	3.10	3.00	3.10	2.90	3.00
1955 .....	2.90	2.60	2.30	---	---	---	---	2.50	3.20	3.50	3.80	3.60	3.10
1956 .....	3.10	2.40	2.00	---	---	---	---	4.00	2.50	2.20	1.90	2.20	2.35
1957 .....	2.60	2.40	2.00	---	---	---	---	3.95	2.50	2.80	2.80	2.50	2.90
1958 .....	2.50	3.45	3.75	---	---	---	---	2.90	3.75	3.50	3.25	3.50	4.25
1959 .....	5.00	5.20	7.00	---	---	---	3.50	3.15	2.85	2.40	2.65	2.20	2.50
1960 .....	2.00	1.85	1.80	---	---	---	---	3.50	2.50	2.40	2.00	2.40	2.60
1961 1/ ..	2.85	3.40	2.05	2.05	---	---	3.50	3.50	2.90	3.10	3.25	3.65	3.05
<b>Indiana:</b>													
1954 .....	1.50	1.20	.90	---	---	---	3.60	2.70	2.40	2.40	2.80	2.60	2.40
1955 .....	2.70	2.30	2.00	---	---	---	---	2.10	2.80	3.20	3.20	3.10	2.80
1956 .....	2.80	2.30	1.10	---	---	---	6.00	2.80	2.10	2.00	2.10	2.20	2.80
1957 .....	2.20	2.60	2.10	3.00	---	---	2.50	2.10	2.30	2.50	2.75	2.70	2.80
1958 .....	2.75	3.30	4.60	---	---	---	---	2.25	2.65	2.70	2.90	3.40	4.85
1959 .....	4.40	5.10	7.20	7.00	---	---	---	3.10	2.70	2.65	2.60	2.40	2.40
1960 .....	2.25	2.05	2.10	1.70	---	---	---	3.60	2.75	2.45	2.00	2.05	2.45
1961 1/ ..	2.75	3.00	2.00	1.90	---	---	---	2.50	2.20	3.10	3.30	3.90	3.10

1/ 1961 preliminary.

Table 19.--Onions: Prices received per hundredweight by farmers for fresh market--Con.

State, season, and year	Jan.	Feb.	Mar.	Apr.	May	June	July	Aug.	Sept.	Oct.	Nov.	Dec.	Season average
	Dol.	Dol.	Dol.	Dol.	Dol.	Dol.	Dol.	Dol.	Dol.	Dol.	Dol.	Dol.	Dol.
<b>LATE SUMMER, Con:</b>													
<b>Illinois:</b>													
1954 .....	1.80	1.50	1.00	1.30	---	---	3.20	2.20	2.00	2.30	2.70	2.40	2.50
1955 .....	2.30	2.20	1.70	---	---	---	1.90	1.70	2.50	3.10	3.30	3.10	2.30
1956 .....	2.40	1.90	---	---	---	---	6.40	4.20	2.20	1.90	2.00	2.20	3.75
1957 .....	2.35	2.65	2.30	2.90	---	---	2.80	2.05	2.35	2.55	2.75	2.75	2.75
1958 .....	2.80	3.30	4.85	---	---	---	2.00	2.20	2.55	2.75	2.80	3.05	2.65
1959 .....	4.25	4.90	---	---	---	---	3.00	3.30	2.65	2.10	2.30	2.05	2.60
1960 .....	2.05	1.90	2.00	1.75	---	---	3.50	2.95	2.50	1.90	1.85	2.10	2.65
1961 1/ ..	2.55	3.05	2.20	---	---	---	4.50	3.30	2.45	3.00	3.25	3.30	3.20
<b>Michigan:</b>													
1954 .....	1.10	.92	.80	.90	---	---	3.80	3.10	2.40	2.30	2.60	2.30	2.20
1955 .....	2.20	1.80	1.60	1.50	---	---	---	2.60	2.70	3.00	3.10	2.90	2.40
1956 .....	2.30	1.70	1.30	.90	---	---	---	4.80	1.70	1.40	1.60	1.70	1.90
1957 .....	2.00	2.10	1.70	2.30	---	---	---	1.70	1.75	1.95	2.10	2.10	2.40
1958 .....	2.20	3.10	4.90	5.70	---	---	3.50	2.35	2.80	2.90	3.10	3.80	4.45
1959 .....	4.85	5.60	8.20	9.20	5.00	---	3.00	2.90	1.90	1.60	1.90	1.70	1.70
1960 .....	1.50	1.25	1.60	1.30	---	---	---	2.60	2.00	1.85	1.90	2.00	2.20
1961 1/ ..	2.50	3.20	1.80	1.80	---	---	---	3.00	2.50	3.25	3.40	4.00	4.60
<b>Wisconsin:</b>													
1954 .....	1.30	1.00	.80	1.00	---	---	2.80	2.50	2.10	2.00	2.50	2.20	2.00
1955 .....	2.10	1.80	1.40	1.40	---	---	2.30	2.40	2.80	3.20	3.10	2.80	2.60
1956 .....	2.20	1.80	.90	.70	---	---	---	3.40	2.10	1.50	1.70	1.70	2.00
1957 .....	1.85	2.30	1.75	1.70	---	---	1.90	1.70	1.95	2.20	2.45	2.30	2.80
1958 .....	2.50	2.80	4.40	5.00	---	---	---	2.50	2.95	3.00	3.15	3.70	5.50
1959 .....	4.80	5.50	7.90	8.20	---	---	---	3.00	2.35	1.95	2.00	1.95	1.85
1960 .....	1.70	1.40	1.70	---	---	---	---	3.10	2.25	1.80	1.70	1.60	2.10
1961 1/ ..	2.00	3.00	2.00	1.90	---	---	---	3.50	2.50	3.00	3.20	3.50	2.90
<b>Minnesota:</b>													
1954 .....	1.10	.90	.80	.80	.80	---	---	---	1.80	2.00	2.40	2.00	1.90
1955 .....	2.00	1.50	1.40	---	---	---	---	2.60	2.60	2.70	2.80	2.60	2.30
1956 .....	2.00	1.70	1.20	1.00	---	---	---	2.90	1.70	1.60	1.40	1.70	1.80
1957 .....	2.00	2.25	1.65	2.50	---	---	---	---	2.45	2.40	2.50	2.20	2.95
1958 .....	2.30	2.75	4.60	5.10	---	---	---	---	2.80	2.80	3.10	3.70	4.75
1959 .....	4.85	5.50	8.00	8.00	5.00	---	---	2.65	2.00	1.90	2.00	1.90	1.75
1960 .....	1.65	1.45	1.40	1.25	---	---	---	---	2.00	1.90	1.90	1.90	2.00
1961 1/ ..	2.15	2.95	1.65	1.15	---	---	---	2.20	2.20	3.00	2.90	3.75	5.00
<b>Iowa:</b>													
1954 .....	1.40	1.20	1.20	1.00	---	---	---	2.20	2.20	2.40	2.80	2.40	2.00
1955 .....	2.00	1.50	1.20	---	---	---	---	---	2.90	3.30	3.30	2.40	2.60
1956 .....	1.80	1.60	.40	.20	---	---	---	3.00	1.80	1.60	1.60	1.70	1.85
1957 .....	1.90	2.20	1.55	---	---	---	---	---	1.90	2.05	2.30	2.10	2.35
1958 .....	2.10	2.90	4.80	---	---	---	---	---	2.00	2.50	3.00	3.30	3.80
1959 .....	4.80	4.95	8.00	8.40	---	---	---	---	1.70	1.40	1.75	1.65	1.60
1960 .....	1.60	1.35	1.50	1.40	---	---	---	---	2.00	1.70	1.50	1.60	1.65
1961 1/ ..	1.90	2.45	1.40	1.00	---	---	---	---	2.10	2.40	3.10	3.85	2.95
<b>Nebraska:</b>													
1956 2/ ..	---	---	---	---	---	---	---	3.50	2.30	2.20	2.30	2.30	2.35
1957 .....	3.00	---	---	---	---	---	---	---	---	2.35	2.35	2.35	2.35
1958 .....	---	---	---	---	---	---	---	---	---	---	---	3.00	3.00
1959 .....	---	---	---	---	---	---	---	---	---	2.00	2.00	2.00	2.00
1960 .....	---	---	---	---	---	---	---	---	---	---	1.90	1.90	1.90
1961 1/ ..	---	---	---	---	---	---	---	---	---	---	2.25	2.25	2.25

1/ 1961 preliminary. 2/ Started 1956.

Table 19.--Onions: Prices received per hundredweight by farmers for fresh market--Con.

State, season, and year	Jan.	Feb.	Mar.	Apr.	May	June	July	Aug.	Sept.	Oct.	Nov.	Dec.	Season average
	Dol.	Dol.	Dol.	Dol.	Dol.	Dol.	Dol.	Dol.	Dol.	Dol.	Dol.	Dol.	Dol.
<b>LATE SUMMER, Con:</b>													
<b>Kansas:</b>													
1955 2/ ..	---	---	---	---	---	---	---	---	---	---	---	---	3/2.40
1956 .....	---	---	---	---	---	---	---	3.00	3.00	1.80	1.90	1.80	2.40
1957 .....	2.20	---	---	---	---	---	2.80	2.00	2.15	2.40	2.50	2.70	2.45
1958 .....	2.90	3.40	---	---	---	---	---	---	2.75	3.00	3.15	---	2.90
1959 .....	---	---	---	---	---	---	---	3.00	2.70	3.00	3.10	---	2.85
1960 .....	---	---	---	---	---	---	---	2.85	2.85	3.40	3.50	---	3.40
1961 1/ ..	---	---	---	---	---	---	---	---	---	3.50	---	---	3.50
<b>Idaho:</b>													
1954 .....	.50	.30	.14	.60	---	---	---	2.00	1.10	.94	1.40	1.30	1.40
1955 .....	1.80	1.60	1.80	1.80	---	---	---	1.60	1.70	1.70	2.00	2.00	1.80
1956 .....	1.80	1.80	1.10	---	---	---	6.50	2.20	1.60	1.60	1.80	2.30	2.40
1957 .....	3.50	3.45	1.90	---	---	---	---	1.00	1.25	1.85	1.90	2.15	2.40
1958 .....	2.70	3.30	4.30	---	---	---	---	1.45	1.70	1.90	2.10	2.90	3.10
1959 .....	4.15	4.40	6.50	---	---	---	---	1.55	1.30	1.20	1.10	.90	1.10
1960 .....	1.05	.95	.75	---	---	---	---	1.40	1.30	1.35	1.25	1.30	1.55
1961 1/ ..	1.80	2.30	1.85	---	---	---	3.15	2.35	2.20	2.90	2.90	3.75	2.85
<b>Colorado:</b>													
1954 .....	1.00	.60	.38	.36	---	---	3.50	3.00	1.80	1.50	1.80	2.00	2.00
1955 .....	2.30	2.00	1.60	1.50	---	---	3.20	2.30	2.30	2.50	2.50	2.50	2.40
1956 .....	2.30	2.00	1.60	1.60	---	---	7.60	3.20	2.00	1.90	2.00	1.90	2.35
1957 .....	2.50	2.90	1.55	---	---	---	2.40	1.55	1.45	1.70	1.90	2.10	2.00
1958 .....	2.30	2.85	5.00	---	---	---	---	1.85	2.10	2.45	2.55	3.10	2.95
1959 .....	4.20	4.65	8.20	---	---	---	2.80	3.35	2.15	2.15	2.05	1.85	2.05
1960 .....	1.85	1.40	1.35	---	---	---	3.10	3.55	2.50	1.85	1.75	1.80	2.25
1961 1/ ..	2.15	2.70	2.10	1.70	---	---	4.70	3.80	2.60	3.20	3.20	3.95	3.15
<b>Arizona:</b>													
1954 .....	---	---	---	---	---	---	---	3.50	3.00	---	---	---	3.20
1955 .....	---	---	---	---	---	---	---	2.00	2.80	---	---	---	2.20
1956 4/ ..	---	---	---	---	---	---	---	4.00	2.10	---	---	---	3.50
<b>Utah:</b>													
1954 .....	.50	.50	.66	1.30	---	---	---	---	1.40	1.50	2.10	2.20	2.00
1955 .....	2.30	1.90	1.80	1.80	---	---	---	---	2.80	1.90	1.80	2.10	2.10
1956 .....	2.10	2.20	1.50	---	---	---	---	---	1.60	1.70	2.00	2.20	2.60
1957 .....	3.90	3.00	2.10	2.20	---	---	---	---	1.75	2.05	2.25	2.35	2.65
1958 .....	2.90	3.10	5.00	---	---	---	---	---	1.40	2.60	2.60	2.65	3.65
1959 .....	4.45	4.55	6.60	---	---	---	---	1.80	1.60	1.75	1.80	1.60	1.65
1960 .....	1.65	1.65	1.60	1.60	---	---	---	1.80	1.80	1.90	1.90	1.80	1.90
1961 1/ ..	1.80	2.10	2.20	---	---	---	---	2.50	2.50	2.35	3.75	3.95	2.40
<b>Nevada:</b>													
1954 .....	.50	.50	.66	1.30	---	---	---	---	---	---	2.10	1.90	2.00
1955 .....	2.30	1.90	1.80	1.80	---	---	---	---	---	1.80	2.20	2.10	1.90
1956 .....	2.10	2.40	1.60	---	---	---	---	---	---	---	2.80	4.00	3.40
1957 .....	4.00	3.70	2.50	2.50	---	---	---	---	1.80	1.95	1.90	2.05	2.00
1958 .....	2.60	2.80	4.70	---	---	---	---	---	---	2.10	3.75	3.85	3.60
1959 .....	5.40	5.20	---	---	---	---	---	---	---	---	4.45	4.40	4.50
1960 .....	4.65	4.70	4.50	4.40	---	---	---	---	4.80	4.80	4.80	4.80	4.90
1961 1/ ..	5.00	5.00	5.00	5.00	---	---	---	---	---	4.35	4.65	4.70	4.50
<b>Washington:</b>													
1954 .....	1.00	1.00	.90	---	---	---	---	---	1.70	1.30	1.40	1.70	1.50
1955 .....	1.30	1.20	1.40	---	---	---	---	---	1.80	1.60	2.00	2.00	1.80
1956 .....	2.20	1.90	1.40	1.40	---	---	---	2.50	2.00	1.80	2.00	2.00	2.15
1957 .....	2.20	2.50	2.50	---	---	---	2.15	1.85	1.75	1.80	2.05	2.10	1.95
1958 .....	1.90	2.30	4.45	---	---	---	2.25	2.25	1.85	2.30	2.45	2.70	2.50
1959 .....	3.95	5.60	8.30	7.30	---	---	---	1.60	1.50	1.20	1.20	1.15	1.30
1960 .....	1.25	1.35	1.30	---	---	---	---	1.40	1.40	1.45	1.10	1.10	1.25
1961 1/ ..	1.15	1.20	1.30	---	---	---	---	3.80	2.95	3.15	3.30	3.40	3.20

1/ 1961 preliminary. 2/ Started in 1955. 3/ Monthly prices not available. 4/ Discontinued 1956.

Table 19.--Onions: Prices received per hundredweight by farmers for fresh market--Con.

State, season, and year	Jan.	Feb.	Mar.	Apr.	May	June	July	Aug.	Sept.	Oct.	Nov.	Dec.	Season average
	Dol.	Dol.	Dol.	Dol.	Dol.	Dol.	Dol.	Dol.	Dol.	Dol.	Dol.	Dol.	Dol.
<b>LATE SUMMER, Con:</b>													
<b>Oregon, East:</b>													
1954 .....	.50	.40	.30	.30	---	---	---	1.50	1.10	1.00	1.20	1.20	1.40
1955 .....	1.80	1.60	1.80	1.80	---	---	---	1.50	1.60	1.70	2.00	2.00	1.80
1956 .....	1.80	1.80	1.10	---	---	---	---	1.75	1.25	1.35	1.45	2.15	1.95
1957 .....	2.50	3.80	1.95	---	---	---	---	1.00	1.20	1.85	1.80	1.90	2.15
1958 .....	2.55	3.25	4.15	---	---	---	---	1.45	1.70	1.90	2.10	2.90	3.10
1959 .....	4.15	4.40	6.50	---	---	---	---	1.55	1.30	1.20	1.10	.90	1.10
1960 .....	1.05	.95	.75	---	---	---	---	1.40	1.30	1.35	1.25	1.30	1.55
1961 1/ ..	1.80	2.30	1.85	---	---	---	3.15	2.35	2.20	2.80	3.60	3.75	2.85
<b>Oregon, West:</b>													
1954 .....	1.50	1.30	1.30	1.30	1.30	---	---	---	1.60	1.50	1.70	1.80	1.80
1955 .....	1.80	1.80	2.00	2.00	---	---	---	---	---	2.00	2.00	2.00	1.80
1956 .....	1.90	1.70	1.30	1.40	---	---	---	2.00	1.00	1.00	1.15	1.50	1.75
1957 .....	1.85	2.60	2.00	2.00	---	---	---	---	1.70	1.85	1.95	2.00	2.75
1958 .....	2.20	2.80	4.80	6.00	---	---	---	1.50	1.55	1.70	2.30	2.95	3.50
1959 .....	4.40	4.45	6.50	---	---	---	---	1.50	1.25	1.10	1.00	.85	.90
1960 .....	.90	.80	.80	.80	---	---	---	---	1.90	1.55	1.40	1.35	1.60
1961 1/ ..	1.40	2.05	1.95	1.30	---	---	---	2.25	2.25	2.50	2.55	3.50	2.50
<b>California:</b>													
1954 .....	2.10	2.20	---	---	---	---	---	2.90	2.50	2.50	2.70	3.00	2.70
1955 .....	3.10	3.70	3.70	3.70	---	---	---	2.70	2.50	2.70	2.80	3.00	2.70
1956 .....	3.40	2.90	4.10	4.10	---	---	8.00	4.70	2.50	2.50	2.50	2.70	3.50
1957 .....	2.85	3.10	2.85	---	---	---	---	2.25	1.85	2.15	2.10	2.70	2.30
1958 .....	3.00	4.45	6.00	6.00	---	---	1.60	1.60	2.05	2.40	2.90	3.20	2.85
1959 .....	5.10	5.80	8.30	7.30	---	---	1.90	1.95	2.30	2.70	2.55	2.50	2.35
1960 .....	2.30	2.60	---	---	---	---	---	2.50	2.60	2.55	2.30	2.45	2.50
1961 1/ ..	2.45	2.45	2.45	2.45	---	---	3.15	3.30	3.35	3.50	3.75	3.75	3.50
<b>Group Total:</b>													
1954 .....	1.00	.82	.68	.87	1.10	---	3.15	2.35	1.80	1.80	2.15	2.00	2.00
1955 .....	2.10	1.75	1.70	1.85	1.40	---	2.00	2.15	2.30	2.45	2.60	2.45	2.25
1956 .....	2.20	1.80	1.30	1.30	---	---	6.70	3.40	1.80	1.45	1.60	1.80	2.10
1957 .....	2.15	2.50	1.75	2.50	3.50	---	2.00	1.65	1.60	1.95	2.10	2.15	2.40
1958 .....	2.40	3.10	4.95	5.80	2.95	---	2.15	1.95	2.20	2.45	2.70	3.15	3.55
1959 .....	4.50	5.00	7.60	9.00	5.00	---	2.65	2.40	1.85	1.80	1.75	1.60	1.70
1960 .....	1.50	1.25	1.50	1.10	.90	---	2.70	2.55	1.80	1.60	1.60	1.60	1.95
1961 1/ ..	2.10	2.80	1.80	1.80	1.55	1.90	3.40	2.95	2.35	3.00	3.25	3.80	2.85

1/ 1961 preliminary.

Table 20.--Green Peas: Prices received per hundredweight by farmers for fresh market

State, season, and year	Jan.	Feb.	Mar.	Apr.	May	June	July	Aug.	Sept.	Oct.	Nov.	Dec.	Season average
	Dol.	Dol.	Dol.	Dol.	Dol.	Dol.	Dol.	Dol.	Dol.	Dol.	Dol.	Dol.	Dol.
<b>WINTER</b>													
Texas:													
1954 .....	8.65	8.35	---	---	---	---	---	---	---	---	---	10.00	8.50
1955 .....	10.00	---	---	---	---	---	---	---	---	---	---	10.00	10.00
1956 2/ ..	10.00	---	---	---	---	---	---	---	---	---	---	---	10.00
<b>EARLY SPRING</b>													
South Carolina:													
1954 .....	---	---	---	5.85	5.00	---	---	---	---	---	---	---	5.85
1955 .....	---	---	---	11.35	8.85	5.00	---	---	---	---	---	---	9.00
1956 2/ ..	---	---	---	8.00	6.00	---	---	---	---	---	---	---	6.40
California:													
1954 .....	---	9.65	8.35	7.50	7.15	8.65	---	---	---	---	---	---	7.50
1955 .....	---	16.00	10.00	8.50	7.35	8.65	---	---	---	---	---	---	8.35
1956 .....	---	11.50	12.70	8.20	10.80	8.30	---	---	---	---	---	---	9.80
1957 .....	---	11.10	10.30	9.30	8.30	7.50	---	---	---	---	---	---	8.90
1958 .....	8.80	10.00	7.50	6.90	8.40	12.10	---	---	---	---	---	---	7.80
1959 .....	7.50	7.50	8.60	10.10	9.60	8.30	---	---	---	---	---	---	9.30
1960 .....	12.00	12.00	11.20	8.70	9.10	7.10	---	---	---	---	---	---	9.00
1961 1/ ..	18.00	12.40	9.60	7.60	8.30	10.00	---	---	---	---	---	---	8.50
Group Total:													
1954 .....	---	9.65	8.35	7.20	7.10	8.65	---	---	---	---	---	---	7.34
1955 .....	---	16.00	10.00	8.55	7.40	8.45	---	---	---	---	---	---	8.37
1956 .....	---	11.50	12.70	8.20	9.80	8.30	---	---	---	---	---	---	9.50
1957 .....	---	11.10	10.30	9.30	8.30	7.50	---	---	---	---	---	---	8.90
1958 .....	8.80	10.00	7.50	6.90	8.40	12.10	---	---	---	---	---	---	7.80
1959 .....	7.50	7.50	8.60	10.10	9.60	8.30	---	---	---	---	---	---	9.30
1960 .....	12.00	12.00	11.20	8.70	9.10	7.10	---	---	---	---	---	---	9.00
1961 1/ ..	18.00	12.40	9.60	7.60	8.30	10.00	---	---	---	---	---	---	8.50
<b>LATE SPRING</b>													
Idaho:													
1954 .....	---	---	---	---	---	3.60	2.65	---	---	---	---	---	3.35
1955 .....	---	---	---	---	---	2.65	1.55	---	---	---	---	---	2.00
1956 2/ ..	---	---	---	---	---	2.40	1.80	---	---	---	---	---	2.40
Washington:													
1954 .....	---	---	---	---	---	11.60	8.00	10.00	---	---	---	---	9.00
1955 .....	---	---	---	---	---	9.00	10.00	9.00	---	---	---	---	9.50
1956 2/ ..	---	---	---	---	---	9.50	9.70	10.00	---	---	---	---	9.70
Group Total:													
1954 .....	---	---	---	---	---	6.25	7.05	10.00	---	---	---	---	6.85
1955 .....	---	---	---	---	---	4.60	5.40	9.00	---	---	---	---	5.75
1956 2/ ..	---	---	---	---	---	4.65	9.20	10.00	---	---	---	---	6.78
<b>SUMMER</b>													
New York:													
1954 .....	---	---	---	---	---	8.00	8.65	---	---	---	---	---	8.15
1955 .....	---	---	---	---	---	7.00	8.85	---	---	---	---	---	7.35
1956 .....	---	---	---	---	---	7.70	8.50	---	---	---	---	---	8.10
1957 .....	---	---	---	---	---	10.00	8.30	---	---	---	---	---	9.40
1958 .....	---	---	---	---	---	10.60	6.00	---	---	---	---	---	6.80
1959 .....	---	---	---	---	---	10.00	11.90	11.50	---	---	---	---	11.00
1960 .....	---	---	---	---	---	9.30	9.70	9.70	---	---	---	---	9.50
1961 1/ ..	---	---	---	---	---	11.50	10.30	10.50	---	---	---	---	10.80

1/ 1961 preliminary. 2/ Discontinued 1956.

Table 20.--Green Peas: Prices received per hundredweight by farmers for fresh market--Con.

State, season, and year	Jan.	Feb.	Mar.	Apr.	May	June	July	Aug.	Sept.	Oct.	Nov.	Dec.	Season average
	Dol.	Dol.	Dol.	Dol.	Dol.	Dol.	Dol.	Dol.	Dol.	Dol.	Dol.	Dol.	Dol.
<b>SUMMER, Con.</b>													
Colorado:													
1954 .....	---	---	---	---	---	8.65	8.15	6.15	---	---	---	---	7.00
1955 .....	---	---	---	---	---	11.65	8.35	5.00	5.00	---	---	---	6.35
1956 .....	---	---	---	---	---	8.70	8.00	6.70	---	---	---	---	7.40
1957 .....	---	---	---	---	---	12.50	10.00	9.00	8.00	---	---	---	9.30
1958 .....	---	---	---	---	---	7.80	7.50	5.00	5.00	---	---	---	7.00
1959 .....	---	---	---	---	---	9.00	8.80	8.00	8.00	---	---	---	8.60
1960 .....	---	---	---	---	---	9.00	8.20	8.00	7.00	---	---	---	8.00
1961 1/ ..	---	---	---	---	---	11.40	10.20	8.10	---	---	---	---	9.50
New Mexico:													
1954 .....	---	---	---	---	---	---	5.00	---	---	---	---	---	5.00
1955 .....	---	---	---	---	---	---	3.35	---	---	---	---	---	3.35
1956 2/ ..	---	---	---	---	---	---	4.85	---	---	---	---	---	4.85
Group Total:													
1954 .....	---	---	---	---	---	8.00	7.40	6.15	---	---	---	---	7.34
1955 .....	---	---	---	---	---	7.15	7.70	5.00	5.00	---	---	---	6.60
1956 .....	---	---	---	---	---	7.80	7.70	6.70	---	---	---	---	7.49
1957 .....	---	---	---	---	---	10.10	9.20	9.00	8.00	---	---	---	9.35
1958 .....	---	---	---	---	---	9.80	6.60	5.00	5.00	---	---	---	6.89
1959 .....	---	---	---	---	---	9.90	10.20	8.50	8.00	---	---	---	9.86
1960 .....	---	---	---	---	---	9.30	9.00	8.10	7.00	---	---	---	8.78
1961 1/ ..	---	---	---	---	---	11.50	10.20	8.30	---	---	---	---	10.10
<b>EARLY FALL</b>													
California:													
1954 .....	11.30	---	---	---	---	8.65	10.35	9.85	11.35	10.85	12.00	14.00	11.35
1955 .....	12.85	---	---	---	---	9.65	9.65	9.00	10.35	9.00	12.50	12.65	10.50
1956 .....	12.65	---	---	---	---	---	8.50	10.00	10.00	11.30	11.70	12.00	10.70
1957 .....	13.60	---	---	---	---	---	7.50	10.00	9.30	10.10	11.80	10.00	10.00
1958 .....	10.80	10.00	---	---	---	---	12.00	8.60	10.10	12.80	14.00	15.00	11.20
1959 .....	---	---	---	---	---	---	11.40	13.40	15.00	14.80	13.60	11.50	13.50
1960 .....	---	---	---	---	---	---	---	7.70	9.30	9.70	11.20	13.00	10.80
1961 1/ ..	17.30	---	---	---	---	---	11.20	12.80	14.80	15.40	14.50	16.30	14.10

1/ 1961 preliminary. 2/ Discontinued 1956.

Table 21.--Green Peppers: Prices received per hundredweight by farmers for fresh market

State, season, and year	Jan.	Feb.	Mar.	Apr.	May	June	July	Aug.	Sept.	Oct.	Nov.	Dec.	Season average
	Dol.	Dol.	Dol.	Dol.	Dol.	Dol.	Dol.	Dol.	Dol.	Dol.	Dol.	Dol.	Dol.
<b>WINTER</b>													
Florida:													
1954 .....	23.00	10.40	6.60	---	---	---	---	---	---	---	---	---	10.60
1955 .....	5.50	10.40	9.50	---	---	---	---	---	---	---	---	---	8.60
1956 .....	11.40	10.40	11.10	---	---	---	---	---	---	---	---	---	10.90
1957 .....	8.60	8.70	11.00	---	---	---	---	---	---	---	---	---	9.40
1958 .....	28.70	38.60	25.40	---	---	---	---	---	---	---	---	---	29.70
1959 .....	9.90	11.80	12.40	---	---	---	---	---	---	---	---	---	11.20
1960 .....	16.90	13.60	10.00	---	---	---	---	---	---	---	---	---	13.00
1961 1/ ..	8.10	6.70	9.90	---	---	---	---	---	---	---	---	---	8.20
<b>SPRING</b>													
Florida:													
1954 .....	---	---	---	10.40	9.20	5.00	---	---	---	---	---	---	8.80
1955 .....	---	---	---	8.70	6.60	6.80	---	---	---	---	---	---	7.50
1956 .....	---	---	---	8.00	8.70	14.50	14.30	---	---	---	---	---	9.30
1957 .....	---	---	---	14.70	14.70	13.50	13.50	---	---	---	---	---	14.50
1958 .....	---	---	---	18.30	14.10	7.90	5.40	---	---	---	---	---	12.10
1959 .....	---	---	---	12.90	17.40	11.20	---	---	---	---	---	---	14.20
1960 .....	---	---	---	9.50	11.10	5.90	5.00	---	---	---	---	---	8.90
1961 1/ ..	---	---	---	13.20	9.60	8.40	4.10	---	---	---	---	---	10.40
Texas:													
1957 2/ ..	---	---	12.30	12.00	10.50	10.00	8.50	---	---	---	---	---	10.30
1958 .....	---	---	10.00	8.50	7.00	5.80	5.50	---	---	---	---	---	6.00
1959 .....	---	---	10.00	9.50	9.50	8.00	7.60	---	---	---	---	---	8.20
1960 .....	---	---	10.50	9.50	9.20	8.40	7.10	---	---	---	---	---	8.50
1961 1/ ..	---	---	9.20	9.20	11.60	7.50	7.50	---	---	---	---	---	9.20
Group Total:													
1954 .....	---	---	---	10.40	9.20	5.00	---	---	---	---	---	---	8.80
1955 .....	---	---	---	8.70	6.60	6.80	---	---	---	---	---	---	7.50
1956 .....	---	---	---	8.00	8.70	14.50	14.30	---	---	---	---	---	9.30
1957 .....	---	---	12.30	14.60	14.40	12.70	8.50	---	---	---	---	---	14.00
1958 .....	---	---	10.00	18.10	13.60	7.40	5.50	---	---	---	---	---	11.20
1959 .....	---	---	10.00	12.90	16.30	9.20	7.60	---	---	---	---	---	12.50
1960 .....	---	---	10.50	9.50	10.90	6.50	5.80	---	---	---	---	---	8.90
1961 1/ ..	---	---	9.20	13.20	9.90	8.20	6.30	---	---	---	---	---	10.20
<b>EARLY SUMMER</b>													
North Carolina:													
1954 .....	---	---	---	---	---	10.00	11.20	7.40	---	---	---	---	10.80
1955 .....	---	---	---	---	---	6.60	3.60	3.80	---	---	---	---	4.40
1956 .....	---	---	---	---	---	16.40	5.00	5.00	---	---	---	---	5.80
1957 .....	---	---	---	---	---	15.00	10.50	9.00	10.00	---	---	---	11.20
1958 .....	---	---	---	---	---	7.00	4.60	5.30	8.50	---	---	---	4.85
1959 .....	---	---	---	---	---	12.40	6.00	6.60	9.00	---	---	---	7.50
1960 .....	---	---	---	---	---	10.00	6.30	7.00	7.80	---	---	---	6.60
1961 1/ ..	---	---	---	---	---	13.30	9.70	9.10	8.00	---	---	---	10.00
Mississippi:													
1954 .....	---	---	---	---	---	8.40	10.60	7.00	---	---	---	---	9.40
1955 .....	---	---	---	---	---	7.60	3.80	2.00	---	---	---	---	5.80
1956 .....	---	---	---	---	---	19.40	10.40	---	---	---	---	---	11.80
1957 .....	---	---	---	---	---	12.60	11.60	9.20	---	---	---	---	12.20
1958 .....	---	---	---	---	---	10.00	4.60	4.00	4.00	---	---	---	5.60
1959 .....	---	---	---	---	---	9.60	7.20	8.00	---	---	---	---	7.90
1960 .....	---	---	---	---	---	9.30	9.30	9.50	---	---	---	---	9.30
1961 1/ ..	---	---	---	---	---	12.00	10.50	8.00	8.00	---	---	---	10.40

1/ 1961 preliminary. 2/ Started 1957.



Table 21.--Green Peppers: Prices received per hundredweight by farmers for fresh market--Con.

State, season, and year	Jan.	Feb.	Mar.	Apr.	May	June	July	Aug.	Sept.	Oct.	Nov.	Dec.	Season average
	Dol.	Dol.	Dol.	Dol.	Dol.	Dol.	Dol.	Dol.	Dol.	Dol.	Dol.	Dol.	Dol.
<b>EARLY SUMMER, Con:</b>													
<b>Louisiana:</b>													
1954 .....	---	---	---	---	10.00	4.20	6.00	---	---	---	---	---	4.60
1955 .....	---	---	---	---	---	6.40	4.60	---	---	---	---	---	6.00
1956 .....	---	---	---	---	11.60	13.60	8.00	---	---	---	---	---	13.20
1957 .....	---	---	---	---	15.90	9.70	7.80	---	---	---	---	---	10.20
1958 .....	---	---	---	---	---	6.80	5.40	5.00	5.00	---	---	---	6.40
1959 .....	---	---	---	---	21.50	8.70	8.20	---	---	---	---	---	8.80
1960 .....	---	---	---	---	---	7.40	8.40	---	---	---	---	---	7.80
1961 1/ ..	---	---	---	---	11.00	9.00	8.00	8.00	---	---	---	---	8.80
<b>Texas:</b>													
1954 .....	---	---	---	---	12.20	9.80	9.00	---	---	---	---	---	9.80
1955 .....	---	---	---	---	11.00	8.60	8.00	7.00	---	---	---	---	8.40
1956 2/ ..	---	---	---	---	8.80	9.20	8.00	---	---	---	---	---	9.00
<b>Group Total:</b>													
1954 .....	---	---	---	---	10.40	6.05	10.70	7.35	---	---	---	---	7.90
1955 .....	---	---	---	---	11.00	6.75	3.90	4.00	---	---	---	---	5.20
1956 .....	---	---	---	---	9.70	13.40	5.70	5.00	---	---	---	---	8.00
1957 .....	---	---	---	---	15.90	11.50	10.50	9.00	10.00	---	---	---	11.00
1958 .....	---	---	---	---	---	7.20	4.65	5.20	8.50	---	---	---	5.10
1959 .....	---	---	---	---	---	11.00	6.10	7.10	9.00	---	---	---	7.70
1960 .....	---	---	---	---	---	8.30	6.60	7.40	7.80	---	---	---	7.00
1961 1/ ..	---	---	---	---	11.00	10.50	9.60	8.80	8.00	---	---	---	9.80
<b>LATE SUMMER</b>													
<b>Massachusetts</b>													
1954 .....	---	---	---	---	---	---	11.40	6.20	4.80	4.60	---	---	5.60
1955 .....	---	---	---	---	---	---	12.20	7.60	5.80	5.40	---	---	6.60
1956 .....	---	---	---	---	---	---	---	7.60	5.40	5.00	---	---	6.00
1957 .....	---	---	---	---	---	---	14.00	7.20	5.00	6.30	---	---	6.30
1958 .....	---	---	---	---	---	---	---	8.20	7.00	6.50	---	---	7.20
1959 .....	---	---	---	---	---	---	12.50	8.30	7.70	8.80	---	---	8.10
1960 .....	---	---	---	---	---	---	10.50	5.70	4.90	5.00	---	---	5.40
1961 1/ ..	---	---	---	---	---	---	11.00	8.40	6.30	5.20	---	---	6.90
<b>Rhode Island:</b>													
1954 .....	---	---	---	---	---	---	11.60	6.80	4.80	5.20	---	---	6.00
1955 .....	---	---	---	---	---	---	12.20	7.20	5.80	6.00	---	---	6.60
1956 .....	---	---	---	---	---	---	---	7.60	5.20	5.40	---	---	6.00
1957 .....	---	---	---	---	---	---	14.40	8.00	4.80	5.20	---	---	6.50
1958 .....	---	---	---	---	---	---	11.00	8.00	6.60	7.00	---	---	7.20
1959 .....	---	---	---	---	---	---	13.00	9.00	7.80	9.10	---	---	8.60
1960 .....	---	---	---	---	---	---	11.00	5.20	4.70	5.20	---	---	5.00
1961 1/ ..	---	---	---	---	---	---	11.00	8.00	5.50	6.20	---	---	6.80
<b>Connecticut:</b>													
1954 .....	---	---	---	---	---	---	14.00	6.40	4.60	4.80	---	---	5.80
1955 .....	---	---	---	---	---	---	11.20	7.40	5.60	6.00	---	---	6.60
1956 .....	---	---	---	---	---	---	10.60	7.40	5.50	5.40	---	---	6.30
1957 .....	---	---	---	---	---	---	14.50	7.50	4.90	6.00	---	---	6.40
1958 .....	---	---	---	---	---	---	10.50	8.40	6.90	7.00	---	---	7.70
1959 .....	---	---	---	---	---	---	12.90	8.80	7.20	9.30	---	---	8.50
1960 .....	---	---	---	---	---	---	11.50	5.60	5.40	5.80	---	---	6.30
1961 1/ ..	---	---	---	---	---	---	12.50	8.60	7.00	7.20	---	---	8.00
<b>New York:</b>													
1959 3/ ..	---	---	---	---	---	---	10.00	8.00	6.60	7.40	---	---	7.20
1960 .....	---	---	---	---	---	---	---	7.40	5.40	6.00	7.20	---	6.20
1961 1/ ..	---	---	---	---	---	---	---	8.50	7.40	7.40	7.40	---	7.60

1/ 1961 preliminary. 2/ Discontinued 1956. 3/ Started 1959.

Table 21.--Green Peppers: Prices received per hundredweight by farmers for fresh market--Con.

State, season, and year	Jan.	Feb.	Mar.	Apr.	May	June	July	Aug.	Sept.	Oct.	Nov.	Dec.	Season average
	Dol.	Dol.	Dol.	Dol.	Dol.	Dol.	Dol.	Dol.	Dol.	Dol.	Dol.	Dol.	Dol.
<b>LATE SUMMER, Con:</b>													
<b>New Jersey:</b>													
1954	---	---	---	---	---	---	10.60	5.00	3.20	3.40	3.80	---	4.40
1955	---	---	---	---	---	---	9.80	5.80	5.40	5.00	4.20	---	5.60
1956	---	---	---	---	---	---	9.40	5.60	4.80	5.40	6.20	---	5.50
1957	---	---	---	---	---	---	13.70	5.20	5.00	4.00	4.10	---	5.30
1958	---	---	---	---	---	---	7.40	8.00	5.90	5.40	4.40	---	6.50
1959	---	---	---	---	---	---	8.50	5.40	5.60	6.30	5.40	---	6.10
1960	---	---	---	---	---	---	8.30	3.85	4.25	4.80	4.80	---	4.70
1961 1/	---	---	---	---	---	---	9.60	6.20	5.20	4.90	5.40	---	6.10
<b>Ohio:</b>													
1954	---	---	---	---	---	---	15.00	7.60	4.80	5.40	---	---	6.00
1955	---	---	---	---	---	---	8.80	5.30	5.90	5.40	3.00	---	5.70
1956	---	---	---	---	---	---	9.50	5.00	4.50	5.10	---	---	4.85
1957	---	---	---	---	---	---	13.10	6.00	4.70	4.10	---	---	5.30
1958	---	---	---	---	---	---	8.50	7.10	6.80	5.60	5.60	---	6.60
1959	---	---	---	---	---	---	9.00	4.80	6.00	7.70	7.70	---	6.10
1960	---	---	---	---	---	---	11.00	5.00	4.30	4.80	4.80	---	4.80
1961 1/	---	---	---	---	---	---	13.80	8.00	5.00	5.20	5.20	---	6.00
<b>Michigan:</b>													
1959 2/	---	---	---	---	---	---	---	---	---	---	---	---	3/ 6.50
1960	---	---	---	---	---	---	10.40	6.30	7.10	5.70	---	---	6.80
1961 1/	---	---	---	---	---	---	---	8.50	6.00	5.80	---	---	6.90
<b>California:</b>													
1954	---	---	---	15.40	19.80	8.00	8.80	4.80	3.60	4.60	6.40	6.80	6.80
1955	6.80	---	---	---	14.00	13.00	7.80	5.60	6.20	8.00	9.20	9.60	8.60
1956	12.20	---	---	19.20	14.80	16.00	8.00	4.20	3.80	4.80	8.60	11.20	7.10
1957	11.60	---	---	23.60	24.50	16.50	11.80	5.40	3.90	4.70	6.20	13.40	8.80
1958	18.70	---	---	33.00	24.80	11.00	3.80	3.70	3.50	6.90	11.30	12.20	8.20
1959	---	---	---	17.30	17.80	11.60	8.20	5.40	4.60	8.50	11.00	20.00	9.50
1960	---	---	---	19.30	16.00	11.20	10.50	4.40	4.45	6.50	9.50	11.40	7.80
1961 1/	---	---	---	23.00	15.10	14.80	8.70	7.40	4.35	6.50	11.00	7.90	8.50
<b>Group Total:</b>													
1954	---	---	---	15.40	19.80	8.00	9.70	5.50	3.75	4.20	5.85	6.80	5.40
1955	6.80	---	---	---	14.00	13.00	8.55	5.95	5.70	6.30	7.85	9.60	7.00
1956	12.20	---	---	19.20	14.80	16.00	8.40	5.30	4.55	5.00	8.30	11.20	6.30
1957	11.60	---	---	23.60	24.50	16.50	12.50	5.30	4.70	4.40	5.70	13.40	7.00
1958	18.70	---	---	33.00	24.80	11.00	4.70	6.50	5.30	6.30	10.30	12.20	7.50
1959	---	---	---	17.30	17.80	11.60	8.50	5.70	5.60	7.90	10.50	20.00	7.80
1960	---	---	---	19.30	16.00	11.20	9.50	4.60	4.80	5.80	8.90	11.40	6.10
1961 1/	---	---	---	23.00	15.10	14.80	9.30	7.00	5.40	5.90	9.10	7.90	7.20
<b>FALL</b>													
<b>Virginia:</b>													
1954	---	---	---	---	---	---	---	---	2.40	2.50	3.00	---	2.60
1955	---	---	---	---	---	---	---	---	4.00	4.40	3.80	---	4.20
1956	---	---	---	---	---	---	---	---	3.40	3.40	3.40	---	4.00
1957	---	---	---	---	---	---	3.40	3.40	3.40	4.20	4.00	---	4.00
1958	---	---	---	---	---	---	3.30	3.30	3.30	3.90	4.30	---	3.80
1959	---	---	---	---	---	---	4.50	4.50	4.80	5.00	6.50	6.50	5.60
1960	---	---	---	---	---	---	5.00	5.00	6.20	6.80	6.00	---	6.20
1961 1/	---	---	---	---	---	4.50	4.50	3.80	3.65	3.50	3.50	---	3.90
	---	---	---	---	---	---	2.20	3.00	4.25	4.75	4.80	---	4.50

1/ 1961 preliminary. 2/ Started 1959. 3/ Monthly prices not available.

Table 21.--Green Peppers: Prices received per hundredweight by farmers for fresh market--Con.

State, season, and year	Jan.	Feb.	Mar.	Apr.	May	June	July	Aug.	Sept.	Oct.	Nov.	Dec.	Season average
	Dol.	Dol.	Dol.	Dol.	Dol.	Dol.	Dol.	Dol.	Dol.	Dol.	Dol.	Dol.	Dol.
<b>FALL, Con.</b>													
<b>Florida:</b>													
1954 .....	---	---	---	---	---	---	---	---	---	---	10.80	8.00	8.60
1955 .....	---	---	---	---	---	---	---	---	---	9.30	10.10	7.70	8.00
1956 .....	---	---	---	---	---	---	---	---	---	11.10	12.10	11.40	11.50
1957 .....	---	---	---	---	---	---	---	---	---	10.70	9.00	14.20	12.90
1958 .....	---	---	---	---	---	---	---	---	---	8.60	16.20	7.90	9.40
1959 .....	---	---	---	---	---	---	---	---	---	9.00	10.80	23.90	19.50
1960 .....	---	---	---	---	---	---	---	---	---	---	17.50	14.50	14.70
1961 1/ ..	---	---	---	---	---	---	---	---	---	9.50	10.00	6.70	7.60
<b>Texas:</b>													
1954 .....	---	---	---	---	---	---	---	---	---	10.40	8.80	6.60	8.20
1955 .....	6.60	---	---	---	---	---	---	---	8.20	8.80	7.00	8.20	7.60
1956 .....	10.60	9.60	---	---	---	---	---	---	7.00	9.00	10.60	16.20	11.10
1957 .....	8.00	---	---	---	---	---	---	---	---	8.00	8.40	8.00	8.30
1958 .....	---	---	---	---	---	---	---	---	---	10.20	14.40	9.90	12.80
1959 .....	---	---	---	---	---	---	---	---	9.70	10.50	11.10	12.00	11.20
1960 .....	12.00	---	---	---	---	---	---	8.00	8.00	7.20	10.20	12.90	10.40
1961 1/ ..	11.70	11.70	---	---	---	---	---	6.00	6.40	5.80	6.20	6.00	6.10
<b>Group Total:</b>													
1954 .....	6.60	---	---	---	---	---	---	---	2.40	5.25	8.50	7.25	7.40
1955 .....	6.60	---	---	---	---	---	---	---	6.80	6.55	7.15	7.85	7.50
1956 .....	10.60	9.60	---	---	---	---	3.40	3.40	4.85	5.30	10.00	12.40	10.00
1957 .....	8.00	---	---	---	---	---	3.30	3.30	3.30	6.00	8.40	13.00	9.40
1958 .....	---	---	---	---	---	---	4.50	4.50	4.80	6.00	13.60	8.40	10.20
1959 .....	---	---	---	---	---	---	5.00	5.00	8.40	8.10	10.20	19.30	11.90
1960 .....	12.00	---	---	---	---	4.50	4.50	7.10	7.10	6.70	10.30	13.70	10.90
1961 1/ ..	11.70	11.70	6.40	---	---	---	2.20	6.00	6.40	5.70	7.10	6.50	6.70

1/ 1961 preliminary.

Table 22.--Spinach: Prices received per hundredweight by farmers for fresh market

State, season, and year	Jan.	Feb.	Mar.	Apr.	May	June	July	Aug.	Sept.	Oct.	Nov.	Dec.	Season average
	Dol.	Dol.	Dol.	Dol.	Dol.	Dol.	Dol.	Dol.	Dol.	Dol.	Dol.	Dol.	Dol.
<b>WINTER</b>													
South Carolina:													
1954 .....	6.75	7.50	9.75	---	---	---	---	---	---	---	---	---	8.00
1955 .....	7.00	7.50	7.50	5.00	---	---	---	---	---	---	---	8.80	7.25
1956 .....	7.20	6.80	6.80	---	---	---	---	---	---	---	8.80	8.20	7.20
1957 .....	8.20	8.00	7.00	---	---	---	---	---	---	---	---	---	7.40
1958 .....	9.40	10.40	9.20	9.00	8.50	---	---	---	---	---	---	---	9.30
1959 .....	9.50	7.80	6.90	---	---	---	---	---	---	---	---	8.00	8.70
1960 .....	8.00	7.80	7.10	6.70	---	---	---	---	---	---	---	8.50	7.20
1961 1/ 2/ ..	8.40	8.70	8.00	8.80	---	---	---	---	---	---	---	---	8.40
Mississippi:													
1954 .....	---	11.75	8.50	6.00	---	---	---	---	---	---	---	---	8.50
1955 .....	7.50	7.00	5.25	3.50	---	---	---	---	---	---	---	---	5.75
1956 3/ ..	8.80	5.80	3.75	2.75	---	---	---	---	---	---	---	---	4.30
Texas:													
1954 .....	9.00	11.00	9.00	7.50	---	---	---	---	---	---	8.25	8.75	8.75
1955 .....	11.00	10.75	9.50	---	---	---	---	---	---	---	8.80	9.00	10.00
1956 .....	9.50	8.20	7.00	7.00	---	---	---	---	---	---	11.50	10.50	8.80
1957 .....	8.00	7.30	6.90	---	---	---	---	---	---	---	10.90	10.20	8.40
1958 .....	9.40	9.90	9.00	9.00	---	---	---	---	---	---	8.00	8.00	9.60
1959 .....	9.60	7.50	7.60	7.60	---	---	---	---	---	---	14.00	9.80	8.20
1960 .....	6.80	8.00	9.00	8.80	---	---	---	---	---	---	12.20	10.30	8.60
1961 1/ ..	10.10	7.90	5.70	6.00	---	---	---	---	---	---	7.20	7.70	8.70
California:													
1954 .....	4.50	4.75	4.25	4.00	5.50	4.50	5.00	5.00	5.00	4.50	5.00	5.00	4.50
1955 .....	5.25	4.25	3.25	4.50	3.75	3.75	3.75	4.00	5.25	5.25	5.50	4.75	4.25
1956 .....	4.50	6.00	4.75	4.75	4.75	4.50	3.50	4.25	4.50	4.50	5.50	5.50	4.80
1957 .....	5.20	3.60	3.15	4.40	5.90	5.60	5.60	6.10	4.55	5.00	5.50	5.50	4.85
1958 .....	5.50	4.60	5.60	7.00	8.10	5.80	4.55	4.10	5.00	6.30	5.50	5.60	5.50
1959 .....	5.20	4.80	4.50	5.10	6.00	5.90	6.80	7.60	8.00	8.30	7.70	7.50	5.70
1960 .....	7.80	5.40	4.05	5.80	6.50	5.10	5.70	6.10	7.50	6.80	6.00	6.60	6.30
1961 1/ ..	7.20	5.50	5.10	5.30	5.30	4.95	6.90	7.70	7.40	7.90	7.90	6.00	6.10
Group Total:													
1954 .....	8.15	9.50	7.20	4.70	5.50	4.55	5.00	5.00	5.00	4.50	6.65	8.20	7.13
1955 .....	9.85	9.30	6.50	4.40	3.75	3.75	3.75	4.00	5.25	5.25	7.10	8.35	7.63
1956 .....	9.10	7.90	5.50	4.80	4.75	4.50	3.50	4.25	4.50	4.50	9.30	9.70	7.21
1957 .....	7.60	6.70	5.60	4.40	5.90	5.60	5.60	6.10	4.55	5.00	8.10	9.30	7.13
1958 .....	8.90	9.00	8.50	7.80	8.10	5.80	4.55	4.10	5.00	6.30	6.50	7.50	8.41
1959 .....	9.00	7.00	7.00	6.10	6.00	5.90	6.80	7.60	8.00	8.30	11.20	9.40	7.40
1960 .....	7.00	7.50	7.90	7.10	6.50	5.10	5.70	6.10	7.50	6.80	8.00	9.60	7.87
1961 1/ ..	9.70	7.60	5.60	5.40	5.30	4.95	6.90	7.70	7.40	7.90	7.70	7.40	7.82
<b>SPRING</b>													
Massachusetts:													
1954 .....	---	---	---	6.10	5.80	5.00	7.20	8.30	---	---	---	---	6.10
1955 .....	---	---	---	7.30	6.50	5.60	8.10	11.60	---	---	---	---	6.40
1956 .....	---	---	---	---	6.70	5.50	8.70	7.90	---	---	---	---	6.80
1957 .....	---	---	---	6.50	5.80	7.10	8.70	8.10	---	---	---	---	7.20
1958 .....	---	---	---	8.00	6.60	6.50	6.70	6.60	---	---	---	---	6.60
1959 .....	---	---	---	---	7.60	6.00	7.90	8.40	---	---	---	---	6.90
1960 .....	---	---	---	11.00	7.10	6.60	8.40	7.50	---	---	---	---	7.20
1961 1/ ..	---	---	---	9.00	8.60	7.10	8.60	8.80	---	---	---	---	8.00

1/ 1961 preliminary. 2/ Discontinued 1961. 3/ Discontinued 1956.

Table 22.--Spinach: Prices received per hundredweight by farmers for fresh market--Con.

State, season, and year	Jan.	Feb.	Mar.	Apr.	May	June	July	Aug.	Sept.	Oct.	Nov.	Dec.	Season average
	Dol.	Dol.	Dol.	Dol.	Dol.	Dol.	Dol.	Dol.	Dol.	Dol.	Dol.	Dol.	Dol.
<b>SPRING, Con.</b>													
<b>Connecticut:</b>													
1954 .....	---	---	---	---	---	---	---	---	---	---	---	---	2/6.00
1955 .....	---	---	---	---	---	---	---	---	---	---	---	---	2/6.00
1956 .....	---	---	---	---	7.00	5.70	7.80	9.30	---	---	---	---	6.80
1957 .....	---	---	---	---	6.10	7.60	9.60	7.90	---	---	---	---	7.30
1958 .....	---	---	---	8.30	6.90	6.80	8.30	7.80	---	---	---	---	7.20
1959 .....	---	---	---	---	7.90	6.40	7.70	8.90	---	---	---	---	7.30
1960 .....	---	---	---	---	7.40	7.80	11.00	9.20	---	---	---	---	8.20
1961 1/ ..	---	---	---	11.00	8.10	7.60	9.90	10.10	---	---	---	---	8.20
<b>New York:</b>													
1954 .....	---	---	---	3.10	3.60	3.80	7.60	---	---	---	---	---	4.50
1955 .....	---	---	---	4.00	4.00	3.50	7.00	---	---	---	---	---	4.25
1956 .....	---	---	---	---	4.00	4.00	7.00	---	---	---	---	---	4.90
1957 .....	---	---	---	3.25	4.25	4.75	7.40	---	---	---	---	---	5.10
1958 .....	---	---	---	5.00	5.00	4.60	4.80	---	---	---	---	---	4.80
1959 .....	---	---	---	---	5.30	4.70	5.80	---	---	---	---	---	5.20
1960 .....	---	---	---	---	5.30	5.50	5.50	---	---	---	---	---	5.40
1961 1/ ..	---	---	---	---	5.00	5.10	5.50	---	---	---	---	---	5.20
<b>New Jersey:</b>													
1954 .....	---	---	---	2.25	2.75	2.50	4.50	---	---	---	---	---	2.75
1955 .....	---	---	---	3.75	3.50	3.50	4.75	---	---	---	---	---	3.75
1956 .....	---	---	---	4.75	3.50	3.00	4.75	---	---	---	---	---	3.50
1957 .....	---	---	---	4.00	3.40	4.25	6.00	---	---	---	---	---	3.85
1958 .....	---	---	---	3.70	4.35	3.85	4.10	---	---	---	---	---	4.15
1959 .....	---	---	---	6.60	3.95	3.80	5.80	---	---	---	---	---	4.40
1960 .....	---	---	---	3.60	3.70	4.10	5.60	---	---	---	---	---	3.95
1961 1/ ..	---	---	---	7.80	3.90	4.45	5.30	---	---	---	---	---	4.45
<b>Pennsylvania:</b>													
1954 .....	---	---	---	3.40	5.40	4.80	5.80	---	---	---	---	---	5.00
1955 .....	---	---	---	6.50	5.75	5.75	6.50	---	---	---	---	---	6.00
1956 .....	---	---	---	6.50	5.80	5.80	4.75	---	---	---	---	---	5.60
1957 .....	---	---	---	6.60	6.30	6.10	5.80	---	---	---	---	---	6.20
1958 .....	---	---	---	5.00	5.10	4.50	4.80	---	---	---	---	---	4.75
1959 .....	---	---	---	6.50	6.00	5.60	5.50	---	---	---	---	---	5.80
1960 .....	---	---	---	4.00	6.30	7.00	6.60	---	---	---	---	---	6.40
1961 1/ ..	---	---	---	7.60	7.00	6.10	6.30	---	---	---	---	---	6.70
<b>Ohio:</b>													
1954 .....	---	---	---	4.75	5.00	4.50	5.75	---	---	---	---	---	5.00
1955 .....	---	---	---	8.20	5.60	4.50	7.00	---	---	---	---	---	5.50
1956 .....	---	---	---	5.70	5.50	6.90	11.50	---	---	---	---	---	7.70
1957 .....	---	---	---	7.50	7.00	7.00	10.00	---	---	---	---	---	7.60
1958 .....	---	---	---	6.00	5.70	4.50	6.50	---	---	---	---	---	5.30
1959 .....	---	---	---	6.50	6.80	6.10	10.80	---	---	---	---	---	7.40
1960 .....	---	---	---	7.00	7.00	6.50	8.00	---	---	---	---	---	7.00
1961 1/ ..	---	---	---	9.10	9.20	7.20	7.00	---	---	---	---	---	7.40
<b>Illinois:</b>													
1954 .....	---	6.75	6.50	4.00	6.00	4.00	10.00	---	---	---	---	---	5.00
1955 .....	---	---	---	5.25	4.00	4.00	5.00	---	---	---	---	---	4.50
1956 3/ ..	---	---	5.00	8.00	7.50	4.50	8.50	---	---	---	---	---	6.90

1/ 1961 preliminary. 2/ Monthly prices not available. 3/ Discontinued 1956.

Table 22.--Spinach: Prices received per hundredweight by farmers for fresh market--Con.

State, season, and year	Jan.	Feb.	Mar.	Apr.	May	June	July	Aug.	Sept.	Oct.	Nov.	Dec.	Season average
	Dol.	Dol.	Dol.	Dol.	Dol.	Dol.	Dol.	Dol.	Dol.	Dol.	Dol.	Dol.	Dol.
<b>SPRING, Con.</b>													
<b>Missouri:</b>													
1954 .....	---	---	5.00	2.25	4.00	5.00	7.50	---	---	---	---	---	4.75
1955 .....	---	---	4.50	5.00	3.75	5.50	5.50	---	---	---	---	---	4.25
1956 .....	---	---	5.20	4.50	3.00	4.25	7.50	---	---	---	---	---	3.50
1957 .....	---	---	---	9.10	7.30	7.50	7.00	---	---	---	---	---	7.50
1958 .....	---	---	---	5.60	4.35	5.50	---	---	---	---	---	---	4.75
1959 .....	---	---	---	5.20	4.90	6.00	---	---	---	---	---	---	5.10
1960 .....	---	---	---	5.30	5.80	5.30	---	---	---	---	---	---	5.60
1961 1/ ..	---	---	---	6.70	5.00	5.70	7.00	7.00	---	---	---	---	5.70
<b>Maryland and Virginia:</b>													
1954 .....	---	---	4.55	3.75	4.50	6.00	9.75	---	---	---	---	---	4.16
1955 .....	---	---	5.00	5.20	4.00	5.75	6.50	---	---	---	---	---	5.13
1956 .....	---	---	5.20	4.90	3.95	4.75	7.20	---	---	---	---	---	4.87
1957 .....	---	4.30	5.00	4.95	5.80	6.80	---	---	---	---	---	---	5.20
1958 .....	---	---	10.60	5.20	5.60	6.60	5.80	---	---	---	---	---	5.54
1959 .....	---	---	4.00	4.40	4.20	5.90	7.00	---	---	---	---	---	4.36
1960 .....	---	---	4.70	4.75	4.60	4.60	6.60	---	---	---	---	---	4.80
1961 1/ ..	---	---	5.40	6.90	5.40	6.60	---	---	---	---	---	---	6.30
<b>Arkansas:</b>													
1954 .....	---	4.00	4.25	3.50	3.50	---	---	---	---	---	---	---	4.00
1955 .....	---	5.00	3.25	2.75	3.00	---	---	---	---	---	---	---	3.75
1956 .....	---	3.00	3.00	2.75	2.50	---	---	---	---	---	---	---	2.85
1957 .....	---	3.15	3.10	3.00	---	---	---	---	---	---	---	---	3.05
1958 .....	---	3.10	3.05	3.00	3.00	---	---	---	---	---	---	---	3.00
1959 .....	---	---	3.00	2.50	2.50	---	---	---	---	---	---	---	2.60
1960 .....	---	---	---	3.25	2.50	---	---	---	---	---	---	---	3.10
1961 1/ ..	---	---	2.85	3.45	3.50	---	---	---	---	---	---	---	3.30
<b>Oklahoma:</b>													
1954 .....	---	---	4.25	3.75	3.75	---	---	---	---	---	---	---	3.75
1955 .....	---	---	3.50	2.75	3.00	---	---	---	---	---	---	---	3.25
1956 .....	---	---	2.60	2.70	---	---	---	---	---	---	---	---	2.65
1957 .....	---	2.55	2.55	2.55	2.55	---	---	---	---	---	---	---	2.55
1958 .....	---	---	3.60	3.00	3.25	---	---	---	---	---	---	---	3.25
1959 .....	---	---	3.70	2.75	---	---	---	---	---	---	---	---	3.35
1960 .....	---	---	---	3.90	5.50	---	---	---	---	---	---	---	4.20
1961 1/ ..	---	---	3.40	3.00	3.25	---	---	---	---	---	---	---	3.10
<b>Washington:</b>													
1954 .....	---	---	---	6.20	5.40	5.90	7.40	---	---	---	---	---	6.00
1955 .....	---	---	---	6.20	5.00	5.00	4.50	---	---	---	---	---	5.00
1956 2/ ..	---	---	---	---	5.20	5.00	5.80	---	---	---	---	---	5.30
<b>Group Total:</b>													
1954 .....	---	4.35	4.45	3.50	4.25	3.95	6.35	8.30	---	---	---	---	4.39
1955 .....	---	5.00	4.40	5.00	4.40	4.35	6.10	11.60	---	---	---	---	4.79
1956 .....	---	3.00	4.10	4.65	4.35	4.60	6.70	8.60	---	---	---	---	4.83
1957 .....	---	3.60	3.85	4.70	4.70	5.70	7.50	8.00	---	---	---	---	5.13
1958 .....	---	3.10	4.45	4.40	5.00	4.90	5.10	7.10	---	---	---	---	4.87
1959 .....	---	---	3.65	4.50	4.85	5.00	6.60	8.60	---	---	---	---	4.95
1960 .....	---	---	4.70	4.40	4.90	5.50	6.30	7.90	---	---	---	---	5.14
1961 1/ ..	---	---	4.40	5.60	5.10	5.50	6.20	8.80	---	---	---	---	5.46

1/ 1961 preliminary. 2/ Discontinued 1956.

Table 22.--Spinach: Prices received per hundredweight by farmers for fresh market--Con.

State, season, and year	Jan.	Feb.	Mar.	Apr.	May	June	July	Aug.	Sept.	Oct.	Nov.	Dec.	Season average
	Dol.	Dol.	Dol.	Dol.	Dol.	Dol.	Dol.	Dol.	Dol.	Dol.	Dol.	Dol.	Dol.
<b>SUMMER</b>													
Colorado:													
1954	---	---	---	---	5.25	4.75	5.25	5.00	5.00	5.00	---	---	5.00
1955	---	---	---	---	6.25	5.75	5.50	5.50	5.25	5.50	---	---	5.50
1956	---	---	---	---	6.20	4.25	5.00	5.00	5.00	4.75	4.75	---	4.90
1957	---	---	---	---	---	4.50	3.50	3.50	3.50	3.50	---	---	3.60
1958	---	---	---	---	6.00	6.00	4.80	3.50	3.50	3.50	3.50	---	4.15
1959	---	---	---	---	---	6.00	5.00	4.75	5.00	5.00	5.00	---	5.00
1960	---	---	---	---	6.50	6.20	5.50	5.00	5.50	6.00	---	---	5.50
1961 1/	---	---	---	---	6.00	6.00	6.50	6.00	5.50	5.50	---	---	5.90
Washington:													
1954	---	---	---	---	---	---	---	6.80	6.50	6.00	5.20	5.80	6.00
1955	6.50	---	---	---	---	---	---	5.80	5.50	4.50	5.00	---	5.00
1956 2/	---	---	---	---	---	---	---	5.60	5.30	4.80	4.60	---	5.00
Group Total:													
1954	---	---	---	---	5.25	4.75	5.25	5.20	5.70	5.65	5.20	5.80	5.36
1955	---	---	---	---	6.25	5.75	5.50	5.55	5.35	4.70	5.00	---	5.35
1956	---	---	---	---	6.20	4.25	5.00	5.10	5.10	4.80	4.80	---	4.93
1957	---	---	---	---	---	4.50	3.50	3.50	3.50	3.50	---	---	3.60
1958	---	---	---	---	6.00	6.00	4.80	3.50	3.50	3.50	3.50	---	4.15
1959	---	---	---	---	---	6.00	5.00	4.75	5.00	5.00	5.00	---	5.00
1960	---	---	---	---	6.50	6.20	5.50	5.00	5.50	6.00	---	---	5.50
1961 1/	---	---	---	---	6.00	6.00	6.50	6.00	5.50	5.50	---	---	5.90
<b>EARLY FALL</b>													
Massachusetts:													
1954	---	---	---	---	---	---	---	---	7.20	7.75	7.50	6.95	7.50
1955	---	---	---	---	---	---	---	11.10	13.30	6.65	6.65	6.10	6.90
1956	---	---	---	---	---	---	---	---	6.70	6.10	6.10	6.90	6.30
1957	---	---	---	---	---	---	---	---	7.20	6.20	5.60	8.10	6.50
1958	---	---	---	---	---	---	---	---	6.40	6.20	6.30	8.00	6.30
1959	---	---	---	---	---	---	---	---	9.00	6.30	7.10	9.70	7.10
1960	---	---	---	---	---	---	---	---	6.60	7.00	7.40	8.50	7.10
1961 1/	---	---	---	---	---	---	---	---	8.00	8.20	8.00	7.00	8.10
Connecticut:													
1954	---	---	---	---	---	---	---	---	---	---	---	---	3/ 6.80
1955	---	---	---	---	---	---	---	---	---	---	---	---	3/ 7.20
1956	---	---	---	---	---	---	---	---	6.90	6.70	6.50	7.00	6.70
1957	---	---	---	---	---	---	---	---	7.30	6.70	6.40	---	6.80
1958	---	---	---	---	---	---	---	---	7.40	7.80	7.80	---	7.70
1959	---	---	---	---	---	---	---	---	10.00	8.70	8.30	9.00	8.70
1960	---	---	---	---	---	---	---	---	7.50	8.30	8.00	8.00	8.00
1961 1/	---	---	---	---	---	---	---	---	10.00	10.00	10.00	---	10.00
New York:													
1954	---	---	---	---	---	---	---	7.75	5.50	5.75	6.50	6.25	6.50
1955	---	---	---	---	---	---	---	9.20	8.20	4.20	4.80	---	6.50
1956	---	---	---	---	---	---	---	7.50	6.50	5.50	5.50	---	6.30
1957	---	---	---	---	---	---	---	7.50	6.40	5.80	5.30	5.10	6.30
1958	---	---	---	---	---	---	---	6.70	6.20	5.40	5.00	5.00	5.90
1959	---	---	---	---	---	---	---	5.80	6.20	5.00	5.40	5.80	5.50
1960	---	---	---	---	---	---	---	6.10	5.90	5.50	5.00	5.00	5.70
1961 1/	---	---	---	---	---	---	---	7.00	6.80	6.30	5.80	6.00	6.60

1/ 1961 preliminary. 2/ Discontinued 1956. 3/ Monthly prices not available.

Table 22.--Spinach: Prices received per hundredweight by farmers for fresh market--Con.

State, season, and year	Jan.	Feb.	Mar.	Apr.	May	June	July	Aug.	Sept.	Oct.	Nov.	Dec.	Season average
	Dol.	Dol.	Dol.	Dol.	Dol.	Dol.	Dol.	Dol.	Dol.	Dol.	Dol.	Dol.	Dol.
<b>EARLY FALL, Con.</b>													
<b>New Jersey:</b>													
1954 .....	---	---	---	---	---	---	---	3.75	3.25	3.00	3.75	3.50	3.25
1955 .....	---	---	---	---	---	---	---	7.75	6.25	3.25	5.50	4.50	4.50
1956 .....	---	---	---	---	---	---	---	5.20	4.50	4.25	3.75	5.00	4.20
1957 .....	---	---	---	---	---	---	---	7.90	5.40	4.05	4.05	5.10	4.50
1958 .....	---	---	---	---	---	---	---	5.20	5.30	5.40	5.00	5.80	5.30
1959 .....	---	---	---	---	---	---	---	7.50	10.50	5.10	5.20	6.10	6.00
1960 .....	---	---	---	---	---	---	---	6.20	7.50	6.30	5.40	4.75	6.10
1961 1/ ..	---	---	---	---	---	---	---	7.00	6.20	6.50	5.00	4.50	5.70
<b>Pennsylvania:</b>													
1954 .....	---	---	---	---	---	---	---	6.75	5.75	6.00	5.75	4.50	6.00
1955 .....	---	---	---	---	---	---	---	7.00	6.50	6.75	5.25	5.00	6.00
1956 .....	---	---	---	---	---	---	---	4.50	4.50	6.00	5.20	5.20	5.20
1957 .....	---	---	---	---	---	---	---	4.80	5.20	5.80	6.00	5.80	5.70
1958 .....	---	---	---	---	---	---	---	5.20	5.70	5.50	5.50	5.50	5.50
1959 .....	---	---	---	---	---	---	---	6.50	6.70	7.30	7.00	7.10	7.10
1960 .....	---	---	---	---	---	---	---	7.00	7.00	7.50	7.80	8.00	7.60
1961 1/ ..	---	---	---	---	---	---	---	7.50	6.40	8.00	7.50	7.50	7.60
<b>Ohio:</b>													
1954 .....	---	---	---	---	---	---	---	6.80	6.00	5.50	6.00	---	6.20
1955 .....	---	---	---	---	---	---	---	11.50	9.20	4.50	6.00	---	7.40
1956 .....	---	---	---	---	---	---	---	9.50	7.50	5.70	4.50	6.10	7.20
1957 .....	---	---	---	---	---	---	---	9.50	7.90	8.00	7.00	8.00	8.30
1958 .....	---	---	---	---	---	---	---	13.00	10.50	6.40	6.50	6.50	7.70
1959 .....	---	---	---	---	---	---	---	12.00	12.80	9.40	7.90	6.90	10.60
1960 .....	---	---	---	---	---	---	---	10.00	9.70	7.30	6.20	6.00	8.20
1961 1/ ..	---	---	---	---	---	---	---	9.00	9.70	9.00	8.00	7.50	8.90
<b>Illinois:</b>													
1954 .....	---	---	---	---	---	---	---	7.50	7.00	6.50	7.75	5.25	7.00
1955 .....	7.00	---	---	---	---	---	---	8.75	8.25	4.75	4.50	---	5.75
1956 2/ ..	---	---	---	---	---	---	---	6.80	6.20	4.75	---	---	5.80
<b>Missouri:</b>													
1954 .....	---	---	---	---	---	---	---	6.25	5.75	5.75	5.75	5.00	5.75
1955 .....	---	---	---	---	---	---	---	---	7.50	5.00	5.00	---	5.50
1956 .....	---	---	---	---	---	---	---	---	5.00	3.25	4.50	4.50	3.97
1957 .....	---	---	---	---	---	---	---	---	7.00	4.30	4.50	4.50	5.00
1958 .....	---	---	---	---	---	---	---	---	5.90	4.00	3.80	4.50	4.40
1959 .....	---	---	---	---	---	---	---	---	7.50	7.00	7.00	---	7.10
1960 .....	---	---	---	---	---	---	---	---	7.20	6.60	5.60	5.00	5.90
1961 1/ ..	5.00	5.00	---	---	---	---	---	8.10	8.10	6.20	3.70	4.60	5.50
<b>Group Total:</b>													
1954 .....	---	---	---	---	---	---	---	6.75	4.85	5.00	5.55	4.80	5.44
1955 .....	---	---	---	---	---	---	---	9.15	8.00	4.80	5.50	5.00	5.98
1956 .....	---	---	---	---	---	---	---	6.80	5.70	5.20	4.90	6.00	5.46
1957 .....	---	---	---	---	---	---	---	7.30	6.30	5.20	5.30	6.20	5.73
1958 .....	---	---	---	---	---	---	---	6.20	6.10	5.60	5.40	5.80	5.74
1959 .....	---	---	---	---	---	---	---	7.60	8.90	6.30	6.50	6.70	6.84
1960 .....	---	---	---	---	---	---	---	6.80	7.30	6.70	6.50	6.60	6.74
1961 1/ ..	---	---	---	---	---	---	---	7.80	7.70	7.20	6.70	6.20	6.92

1/ 1961 preliminary. 2/ Discontinued 1956.



Table 22.--Spinach: Prices received per hundredweight by farmers for fresh market--Con.

State, season, and year	Jan.	Feb.	Mar.	Apr.	May	June	July	Aug.	Sept.	Oct.	Nov.	Dec.	Season average
	Dol.	Dol.	Dol.	Dol.	Dol.	Dol.	Dol.	Dol.	Dol.	Dol.	Dol.	Dol.	Dol.
<b>LATE FALL, Con.:</b>													
<b>Maryland and</b>													
<b>Virginia:</b>													
1954 .....	3.75	3.75	---	---	---	---	---	7.40	7.40	6.60	5.80	5.10	5.82
1955 .....	6.00	5.75	---	---	---	---	---	10.00	10.00	6.50	6.40	5.30	6.39
1956 .....	5.75	5.50	---	---	---	---	---	11.20	10.80	6.50	5.20	4.15	5.39
1957 .....	5.20	4.30	---	---	---	---	---	---	8.00	7.90	5.80	5.70	6.20
1958 .....	6.00	---	---	---	---	---	---	7.30	7.30	6.00	5.10	4.60	5.41
1959 .....	2.80	3.50	---	---	---	---	---	---	8.50	7.20	6.20	5.80	6.36
1960 .....	5.20	6.00	---	---	---	---	---	---	11.20	8.00	5.70	5.30	6.34
1961 1/ ..	5.00	---	---	---	---	---	---	---	---	8.40	6.60	6.60	7.21
<b>Arkansas:</b>													
1954 .....	3.50	---	---	---	---	---	---	---	---	5.00	5.00	4.75	4.75
1955 .....	4.50	---	---	---	---	---	---	---	---	---	4.00	3.25	3.75
1956 .....	3.25	---	---	---	---	---	---	---	---	3.25	3.60	3.70	3.65
1957 .....	3.70	---	---	---	---	---	---	---	---	3.50	2.50	3.45	3.10
1958 .....	3.75	---	---	---	---	---	---	---	---	3.00	2.70	2.50	2.60
1959 .....	2.50	---	---	---	---	---	---	---	---	2.50	4.50	4.10	4.30
1960 .....	---	---	---	---	---	---	---	---	---	---	---	3.10	3.55
1961 1/ ..	3.75	---	---	---	---	---	---	---	---	---	2.50	2.25	2.50
<b>Oklahoma:</b>													
1954 .....	3.75	---	---	---	---	---	---	---	---	---	5.50	4.75	4.50
1955 .....	4.50	---	---	---	---	---	---	---	---	---	4.25	3.75	4.25
1956 .....	3.00	---	---	---	---	---	---	---	---	4.00	4.00	4.00	4.00
1957 .....	4.00	---	---	---	---	---	---	---	---	2.75	2.75	3.50	3.30
1958 .....	3.50	---	---	---	---	---	---	---	---	---	2.90	2.70	2.85
1959 .....	2.70	---	---	---	---	---	---	---	---	---	7.50	4.00	5.00
1960 .....	---	---	---	---	---	---	---	---	---	---	3.50	3.10	3.20
1961 1/ ..	3.25	---	---	---	---	---	---	---	---	---	3.00	2.70	3.00
<b>Group Total:</b>													
1954 .....	3.70	3.75	---	---	---	---	---	7.40	7.40	6.35	5.45	4.95	5.24
1955 .....	4.85	5.75	---	---	---	---	---	10.00	10.00	32.50	5.15	4.75	5.30
1956 .....	3.70	5.50	---	---	---	---	---	11.20	10.80	6.00	4.50	4.00	4.89
1957 .....	5.00	4.30	---	---	---	---	---	---	8.00	6.80	4.65	4.50	4.88
1958 .....	4.30	---	---	---	---	---	---	---	7.30	6.00	4.25	3.50	4.54
1959 .....	2.60	---	---	---	---	---	---	---	8.50	7.20	6.00	5.30	6.06
1960 .....	5.20	6.00	---	---	---	---	---	---	11.20	8.00	4.95	4.30	5.35
1961 1/ ..	4.15	---	---	---	---	---	---	---	---	8.40	4.90	5.50	5.85

1/ 1961 preliminary.

Table 23.--Tomatoes: Prices received per hundredweight by farmers for fresh market

State, season, and year	Jan.	Feb.	Mar.	Apr.	May	June	July	Aug.	Sept.	Oct.	Nov.	Dec.	Season average
	Dol.	Dol.	Dol.	Dol.	Dol.	Dol.	Dol.	Dol.	Dol.	Dol.	Dol.	Dol.	Dol.
<b>WINTER</b>													
Florida:													
1954 .....	8.10	8.60	8.85	9.80	---	---	---	---	---	---	---	---	8.60
1955 .....	8.20	9.90	9.40	8.30	---	---	---	---	---	---	---	---	9.25
1956 .....	10.60	12.60	14.10	6.80	---	---	---	---	---	---	---	---	11.80
1957 .....	6.20	6.50	6.80	9.80	---	---	---	---	---	---	---	---	6.60
1958 .....	11.50	11.40	19.50	12.30	---	---	---	---	---	---	---	6.70	12.10
1959 .....	10.00	8.00	8.50	10.30	---	---	---	---	---	---	---	---	8.80
1960 .....	10.50	11.30	11.30	10.90	---	---	---	---	---	---	---	7.80	11.00
1961 1/ ..	6.00	6.30	9.20	8.90	---	---	---	---	---	---	---	---	7.50
EARLY SPRING													
Florida:													
1954 .....	---	---	---	9.80	7.10	5.65	---	---	---	---	---	---	8.30
1955 .....	---	---	---	8.30	8.00	5.20	---	---	---	---	---	---	8.00
1956 .....	---	---	---	6.80	8.00	8.50	---	---	---	---	---	---	7.40
1957 .....	---	---	---	9.80	10.90	8.50	---	---	---	---	---	---	10.20
1958 .....	---	---	---	12.30	8.00	4.40	---	---	---	---	---	---	6.70
1959 .....	---	---	8.50	10.30	8.20	5.00	---	---	---	---	---	---	8.80
1960 .....	---	---	---	10.90	9.50	8.10	---	---	---	---	---	---	9.50
1961 1/ ..	---	---	---	8.90	6.20	7.20	---	---	---	---	---	---	7.00
Texas:													
1954 .....	---	---	---	5.65	3.85	3.10	---	---	---	---	---	---	3.85
1955 .....	---	---	---	5.00	3.30	3.20	---	---	---	---	---	---	3.30
1956 .....	---	---	---	3.60	5.40	9.20	---	---	---	---	---	---	6.50
1957 .....	---	---	---	9.00	5.80	5.10	---	---	---	---	---	---	5.70
1958 .....	---	---	---	---	3.15	2.10	---	---	---	---	---	---	2.75
1959 .....	---	---	---	---	2.95	2.85	---	---	---	---	---	---	2.90
1960 .....	---	---	---	---	4.15	4.25	4.00	---	---	---	---	---	4.20
1961 1/ ..	---	---	---	5.00	2.40	4.15	---	---	---	---	---	---	2.95
California:													
1954 .....	12.80	17.00	20.20	14.30	11.70	5.20	2.85	---	---	---	---	---	10.95
1955 .....	16.00	12.80	20.20	21.10	10.20	6.80	5.85	---	---	---	---	11.70	10.55
1956 .....	13.00	14.50	23.60	17.90	10.00	8.50	7.50	---	---	---	---	---	12.40
1957 .....	12.20	10.30	18.20	17.30	13.60	7.30	---	---	---	---	---	---	12.60
1958 .....	17.60	16.40	22.30	17.50	10.80	9.50	---	---	---	---	---	---	12.90
1959 .....	19.50	12.20	14.10	13.80	7.00	7.20	---	---	---	---	---	---	9.50
1960 .....	20.20	17.20	17.60	21.30	11.90	11.00	---	---	---	---	---	---	13.30
1961 1/ ..	11.80	12.40	16.90	13.90	9.80	10.40	10.50	---	---	---	---	---	11.00
Group Total:													
1954 .....	12.80	17.00	20.20	9.60	6.30	4.00	2.85	---	---	---	---	---	7.24
1955 .....	16.00	12.80	20.20	8.45	7.00	4.50	5.85	---	---	---	---	11.70	7.27
1956 .....	13.00	14.50	23.60	7.00	7.30	8.80	7.50	---	---	---	---	---	8.08
1957 .....	12.20	10.30	18.20	10.50	9.30	6.50	---	---	---	---	---	---	9.51
1958 .....	17.60	16.40	22.30	16.00	6.80	4.60	---	---	---	---	---	---	7.09
1959 .....	19.50	12.20	11.10	10.80	6.00	4.25	---	---	---	---	---	---	7.12
1960 .....	20.20	17.20	17.60	11.50	9.40	7.30	4.00	---	---	---	---	---	9.39
1961 1/ ..	11.80	12.40	16.90	9.30	5.70	7.00	10.50	---	---	---	---	---	6.81
LATE SPRING													
South Carolina:													
1954 .....	---	---	---	---	7.00	5.10	5.45	---	---	---	---	---	5.10
1955 .....	---	---	---	---	---	6.40	3.95	---	---	---	---	---	6.05
1956 .....	---	---	---	---	---	10.90	6.60	---	---	---	---	---	9.70
1957 .....	---	---	---	---	7.20	9.60	5.80	---	---	---	---	---	9.30
1958 .....	---	---	---	---	---	5.70	3.70	---	---	---	---	---	5.00
1959 .....	---	---	---	---	7.00	7.00	4.65	4.50	---	---	---	---	6.90
1960 .....	---	---	---	---	---	8.70	6.00	3.85	6.00	5.50	---	---	8.10
1961 1/ ..	---	---	---	---	---	8.60	4.70	4.05	4.00	5.80	---	---	7.50

1/ 1961 preliminary.

Table 23.--Tomatoes: Prices received per hundredweight by farmers for fresh market--Con.

State, season, and year	Jan.	Feb.	Mar.	Apr.	May	June	July	Aug.	Sept.	Oct.	Nov.	Dec.	Season average
	Dol.	Dol.	Dol.	Dol.	Dol.	Dol.	Dol.	Dol.	Dol.	Dol.	Dol.	Dol.	Dol.
<b>LATE SPRING, Cont</b>													
<b>Georgia:</b>													
1954 .....	---	---	---	---	3.75	3.30	3.70	3.75	3.75	---	---	---	3.40
1955 .....	---	---	---	---	4.55	3.20	3.30	3.40	3.60	---	---	---	4.15
1956 .....	---	---	---	---	9.80	8.10	7.20	7.60	6.00	7.60	---	---	7.80
1957 .....	---	---	---	---	4.20	4.50	5.50	7.00	---	---	---	---	4.75
1958 .....	---	---	---	---	---	2.70	2.70	3.50	---	---	---	---	2.75
1959 .....	---	---	---	---	---	3.50	4.55	7.00	7.50	8.00	---	---	4.25
1960 .....	---	---	---	---	---	6.30	4.45	5.00	5.50	---	---	---	5.30
1961 1/ ..	---	---	---	---	---	6.50	4.55	5.00	5.50	---	---	---	5.40
<b>Mississippi:</b>													
1954 .....	---	---	---	---	3.95	4.55	4.70	---	---	---	---	---	4.55
1955 .....	---	---	---	---	9.40	5.20	5.45	---	---	---	---	---	5.30
1956 .....	---	---	---	---	---	9.20	5.80	---	---	---	---	---	9.10
1957 .....	---	---	---	---	15.50	7.90	4.00	---	---	---	---	---	7.50
1958 .....	---	---	---	---	10.00	3.50	2.80	---	---	---	---	---	3.30
1959 .....	---	---	---	---	10.00	4.20	5.50	---	---	---	---	---	4.50
1960 .....	---	---	---	---	---	11.50	9.30	7.50	---	---	---	---	10.30
1961 1/ ..	---	---	---	---	---	7.00	6.10	---	---	---	---	---	6.90
<b>Louisiana:</b>													
1954 .....	---	---	---	---	5.30	6.20	8.00	---	---	---	---	---	6.30
1955 .....	---	---	---	---	15.10	7.55	6.60	---	---	---	---	---	7.80
1956 .....	---	---	---	---	8.00	15.10	7.80	---	---	---	---	---	14.70
1957 .....	---	---	---	---	11.50	12.00	10.60	---	---	---	---	---	11.90
1958 .....	---	---	---	---	16.00	9.50	7.90	---	---	---	---	---	9.10
1959 .....	---	---	---	---	19.40	10.50	7.30	6.00	---	---	---	---	10.40
1960 .....	---	---	---	---	15.00	13.20	9.50	---	---	---	---	---	12.60
1961 1/ ..	---	---	---	---	11.00	12.50	7.50	---	---	---	---	---	12.30
<b>Texas:</b>													
1954 .....	---	---	---	---	3.50	3.80	4.50	---	---	---	---	---	3.75
1955 .....	---	---	---	---	3.95	4.55	3.85	---	---	---	---	---	4.35
1956 .....	---	---	---	---	7.10	8.80	6.50	---	---	---	---	---	8.60
1957 .....	---	---	---	---	6.70	6.00	3.10	3.35	---	---	---	---	5.60
1958 .....	---	---	---	---	---	2.35	2.30	3.35	2.35	2.45	---	---	2.40
1959 .....	---	---	---	---	---	4.65	5.40	4.00	4.70	5.00	---	---	4.95
1960 .....	---	---	---	---	4.40	3.00	5.60	5.00	4.50	4.50	4.50	---	4.70
1961 1/ ..	---	---	---	---	2.15	6.10	4.05	5.80	6.80	5.80	---	---	5.00
<b>Group Total:</b>													
1954 .....	---	---	---	---	3.70	4.05	4.20	3.75	3.75	---	---	---	3.99
1955 .....	---	---	---	---	4.50	5.25	3.70	3.30	3.40	3.60	---	---	4.88
1956 .....	---	---	---	---	7.30	9.50	6.80	7.60	6.00	7.60	---	---	8.94
1957 .....	---	---	---	---	6.50	7.10	4.65	6.10	---	---	---	---	6.74
1958 .....	---	---	---	---	13.00	4.20	3.20	3.45	2.35	2.45	---	---	3.76
1959 .....	---	---	---	---	9.50	6.10	5.10	5.80	5.20	5.20	---	---	5.83
1960 .....	---	---	---	---	5.40	8.30	5.70	4.90	5.20	4.70	4.50	---	6.97
1961 1/ ..	---	---	---	---	3.15	8.40	4.45	5.20	5.80	5.80	---	---	6.82
<b>EARLY SUMMER</b>													
<b>New Jersey:</b>													
1954 .....	---	---	---	---	---	---	7.60	5.50	3.00	2.55	---	---	5.95
1955 .....	---	---	---	---	---	14.70	5.30	4.70	5.45	3.60	---	---	5.10
1956 .....	---	---	---	---	---	---	6.20	4.80	2.85	3.85	---	---	5.00
1957 .....	---	---	---	---	---	13.80	7.20	4.85	4.40	4.30	---	---	6.30
1958 .....	---	---	---	---	---	---	6.00	4.10	3.25	4.85	---	---	4.95
1959 .....	---	---	---	---	9.00	---	5.60	4.00	6.40	6.30	---	---	5.30
1960 .....	---	---	---	---	---	17.50	8.10	3.65	4.15	5.00	---	---	6.10
1961 1/ ..	---	---	---	---	---	---	7.70	5.00	4.60	5.20	---	---	6.20

1/ 1961 preliminary.

Table 23.--Tomatoes: Prices received per hundredweight by farmers for fresh market--Con.

State, season, and year	Jan.	Feb.	Mar.	Apr.	May	June	July	Aug.	Sept.	Oct.	Nov.	Dec.	Season average
	Dol.	Dol.	Dol.	Dol.	Dol.	Dol.	Dol.	Dol.	Dol.	Dol.	Dol.	Dol.	Dol.
<b>EARLY SUMMER, Con:</b>													
<b>Ohio:</b>													
1954 .....	---	---	---	---	---	---	14.00	5.85	---	---	---	---	11.90
1955 .....	---	---	---	---	---	---	7.50	4.25	---	---	---	---	6.90
1956 .....	---	---	---	---	---	---	15.70	7.50	---	---	---	---	13.70
1957 .....	---	---	---	---	---	22.00	12.80	7.20	---	---	---	---	12.30
1958 .....	---	---	---	---	---	18.00	12.10	5.30	---	---	---	---	10.20
1959 .....	---	---	---	---	---	20.00	11.30	4.70	---	---	---	---	10.10
1960 .....	---	---	---	---	---	20.00	14.00	5.10	---	---	---	---	13.10
1961 1/ ..	---	---	---	---	---	---	15.00	7.90	4.50	---	---	---	13.30
<b>Illinois:</b>													
1954 .....	---	---	---	---	---	18.90	12.10	9.40	---	---	---	---	12.30
1955 .....	---	---	---	---	---	15.10	10.60	4.60	---	---	---	---	9.35
1956 .....	---	---	---	---	---	17.70	14.00	8.50	---	---	---	---	13.40
1957 .....	---	---	---	---	---	15.00	13.00	7.60	---	---	---	---	11.70
1958 .....	---	---	---	---	---	---	9.80	5.90	---	---	---	---	8.70
1959 .....	---	---	---	---	9.90	9.90	5.80	---	---	---	---	---	9.30
1960 .....	---	---	---	---	13.20	13.20	7.50	---	---	---	---	---	12.00
1961 1/ ..	---	---	---	---	13.50	12.50	9.20	---	---	---	---	---	11.60
<b>Missouri:</b>													
1954 .....	---	---	---	---	---	19.80	10.40	11.10	---	---	---	---	11.70
1955 .....	---	---	---	---	---	14.10	6.70	4.90	5.65	---	---	---	6.90
1956 .....	---	---	---	---	---	17.50	10.20	5.60	7.70	10.20	---	---	8.70
1957 .....	---	---	---	---	---	12.20	12.20	6.80	8.10	8.30	---	---	9.70
1958 .....	---	---	---	---	---	12.00	8.50	4.95	6.00	8.00	---	---	7.20
1959 .....	---	---	---	---	11.00	11.00	6.40	4.30	6.10	---	---	---	6.20
1960 .....	---	---	---	---	---	18.00	6.30	4.35	6.00	6.70	---	---	5.90
1961 1/ ..	---	---	---	---	---	10.10	10.10	3.90	6.50	5.50	---	---	6.30
<b>Delaware:</b>													
1954 .....	---	---	---	---	---	---	7.35	5.10	---	---	---	---	6.40
1955 .....	---	---	---	---	---	---	7.00	4.70	---	---	---	---	6.25
1956 .....	---	---	---	---	---	---	7.70	4.60	3.30	---	---	---	5.50
1957 .....	---	---	---	---	---	---	8.70	6.50	---	---	---	---	7.70
1958 .....	---	---	---	---	---	---	7.00	3.95	4.35	---	---	---	5.20
1959 .....	---	---	---	---	---	8.00	7.10	4.50	6.50	6.00	---	---	6.60
1960 .....	---	---	---	---	---	---	6.10	3.20	3.60	4.50	---	---	5.30
1961 1/ ..	---	---	---	---	---	---	4.40	3.60	4.20	4.90	---	---	4.05
<b>Maryland:</b>													
1954 .....	---	---	---	---	---	4.60	7.35	5.10	4.45	---	---	---	6.15
1955 .....	---	---	---	---	---	7.85	7.00	5.55	---	6.50	---	---	6.40
1956 .....	---	---	---	---	---	---	7.70	4.60	3.30	3.30	---	---	5.10
1957 .....	---	---	---	---	---	---	9.00	6.50	6.40	5.10	---	---	7.50
1958 .....	---	---	---	---	---	---	7.00	3.95	4.35	6.60	---	---	5.20
1959 .....	---	---	---	---	---	---	7.10	4.50	6.60	6.80	---	---	6.20
1960 .....	---	---	---	---	---	---	7.50	3.65	4.50	5.40	---	---	5.30
1961 1/ ..	---	---	---	---	---	---	6.70	4.15	4.20	5.40	---	---	5.00
<b>Virginia:</b>													
1954 .....	---	---	---	---	---	4.55	3.40	4.70	---	---	---	---	3.60
1955 .....	---	---	---	---	---	4.70	2.15	2.65	---	---	---	---	2.35
1956 .....	---	---	---	---	---	---	3.75	3.60	---	---	---	---	3.75
1957 .....	---	---	---	---	---	4.90	3.05	5.50	---	---	---	---	3.35
1958 .....	---	---	---	---	---	3.30	2.90	5.20	---	---	---	---	3.10
1959 .....	---	---	---	---	---	3.15	2.45	4.50	---	---	---	---	2.60
1960 .....	---	---	---	---	---	4.90	3.15	4.50	5.00	---	---	---	3.30
1961 1/ ..	---	---	---	---	---	---	3.10	4.15	5.00	---	---	---	3.30

1/ 1961 preliminary.

98 X19 (1952)

USDA STATISTICAL BULLETINS

CPD:AMH

FRESH MARKET VEGETABLE PRICES, 1954-61: MONTHLY AVERAGE PRICES RECEIVED

HANCOCK ET AL. 2207

Table 23.--Tomatoes: Prices received per hundredweight by farmers for fresh market--Con.

State, season, and year	Jan.	Feb.	Mar.	Apr.	May	June	July	Aug.	Sept.	Oct.	Nov.	Dec.	Season average
	Dol.	Dol.	Dol.	Dol.	Dol.	Dol.	Dol.	Dol.	Dol.	Dol.	Dol.	Dol.	Dol.
<b>EARLY SUMMER, Con:</b>													
<b>North Carolina:</b>													
1954 .....	---	---	---	---	---	5.75	5.95	---	---	---	---	---	5.85
1955 .....	---	---	---	---	---	5.40	4.70	---	---	---	---	---	5.10
1956 .....	---	---	---	---	---	7.70	8.50	6.60	5.10	---	---	---	7.80
1957 .....	---	---	---	---	---	8.70	7.70	6.30	6.40	---	---	---	8.00
1958 .....	---	---	---	---	---	2.00	2.80	3.70	4.65	4.65	---	---	3.00
1959 .....	---	---	---	---	---	5.00	6.60	5.50	6.10	6.10	---	---	5.60
1960 .....	---	---	---	---	---	4.50	4.40	3.80	5.30	5.30	---	---	4.70
1961 1/ ..	---	---	---	---	---	5.40	5.10	---	---	---	---	---	5.20
<b>Kentucky:</b>													
1954 .....	---	---	---	---	---	17.00	12.10	6.40	---	---	---	---	10.95
1955 .....	---	---	---	---	---	---	6.40	4.35	6.70	---	---	---	5.65
1956 .....	---	---	---	---	---	20.70	11.30	6.00	5.30	---	---	---	10.00
1957 .....	---	---	---	---	---	17.50	9.40	6.20	7.80	---	---	---	8.70
1958 .....	---	---	---	---	---	---	8.00	4.10	4.80	---	---	---	6.80
1959 .....	---	---	---	---	---	---	7.60	7.00	---	---	---	---	7.50
1960 .....	---	---	---	---	---	---	8.50	5.10	5.50	---	---	---	6.60
1961 1/ ..	---	---	---	---	---	---	12.00	6.20	5.00	---	---	---	7.50
<b>Tennessee:</b>													
1954 .....	---	---	---	---	---	6.90	5.75	---	---	---	---	---	5.95
1955 .....	---	---	---	---	---	7.00	3.40	3.00	---	---	---	---	3.75
1956 .....	---	---	---	---	---	9.40	5.20	5.00	4.80	---	---	---	5.70
1957 .....	---	---	---	---	---	6.50	6.40	4.75	4.75	---	---	---	6.20
1958 .....	---	---	---	---	---	6.00	4.70	3.30	4.30	5.00	---	---	4.45
1959 .....	---	---	---	---	---	6.00	4.90	5.10	6.00	---	---	---	5.10
1960 .....	---	---	---	---	---	13.80	6.50	4.30	4.40	4.40	---	---	6.00
1961 1/ ..	---	---	---	---	---	10.00	6.20	3.90	4.20	4.20	---	---	5.50
<b>Alabama:</b>													
1954 .....	---	---	---	---	5.80	5.80	5.80	5.50	6.50	---	---	---	5.75
1955 .....	---	---	---	---	---	6.15	4.25	3.20	4.70	6.00	---	---	4.50
1956 .....	---	---	---	---	---	6.40	5.50	5.70	5.80	7.00	---	---	5.90
1957 .....	---	---	---	---	---	7.00	5.40	4.75	5.60	---	---	---	5.60
1958 .....	---	---	---	---	---	8.40	5.20	4.80	5.50	5.10	---	---	5.20
1959 .....	---	---	---	---	8.70	6.00	5.30	4.20	4.40	4.95	---	---	5.40
1960 .....	---	---	---	---	---	7.90	4.80	4.85	4.55	5.30	4.90	---	5.30
1961 1/ ..	---	---	---	---	---	6.90	4.35	4.75	4.25	4.60	4.75	---	4.75
<b>Arkansas:</b>													
1954 .....	---	---	---	---	---	13.80	10.40	9.00	11.50	---	---	---	11.25
1955 .....	---	---	---	---	---	10.70	6.20	3.00	5.00	---	---	---	7.20
1956 .....	---	---	---	---	---	11.00	8.30	5.40	7.90	---	---	---	9.00
1957 .....	---	---	---	---	---	10.90	9.80	6.50	7.00	---	---	---	10.20
1958 .....	---	---	---	---	---	10.50	7.30	5.70	6.60	---	---	---	8.20
1959 .....	---	---	---	---	---	9.50	8.00	6.20	7.70	---	---	---	8.80
1960 .....	---	---	---	---	---	11.50	9.00	7.10	8.50	---	---	---	9.90
1961 1/ ..	---	---	---	---	---	15.50	10.50	6.00	6.00	---	---	---	12.20
<b>California:</b>													
1954 .....	---	---	---	---	---	8.00	7.10	4.90	---	---	---	---	6.60
1955 .....	---	---	---	---	---	8.95	9.45	4.35	---	---	---	---	7.10
1956 .....	---	---	---	---	---	14.20	8.30	4.50	---	---	---	---	7.90
1957 .....	---	---	---	---	---	6.40	7.40	5.20	---	---	---	---	6.60
1958 .....	---	---	---	---	---	10.90	6.40	4.70	---	---	---	---	6.20
1959 .....	---	---	---	---	7.00	8.60	7.70	5.80	---	---	---	---	7.40
1960 .....	---	---	---	---	---	13.30	11.90	5.00	---	---	---	---	9.40
1961 1/ ..	---	---	---	---	15.00	15.00	9.70	7.30	---	---	---	---	9.90

1/ 1961 preliminary.

Table 23.--Tomatoes: Prices received per hundredweight by farmers for fresh market--Con.

State, season, and year	Jan.	Feb.	Mar.	Apr.	May	June	July	Aug.	Sept.	Oct.	Nov.	Dec.	Season average
	Dol.	Dol.	Dol.	Dol.	Dol.	Dol.	Dol.	Dol.	Dol.	Dol.	Dol.	Dol.	Dol.
<b>EARLY SUMMER, Con:</b>													
Group Total:													
1954 .....	---	---	---	---	5.80	7.75	6.85	5.35	3.75	2.55	---	---	6.42
1955 .....	---	---	---	---	---	8.00	5.80	4.35	5.25	5.25	---	---	5.53
1956 .....	---	---	---	---	---	12.60	7.60	4.90	3.50	5.20	---	---	6.96
1957 .....	---	---	---	---	---	7.40	7.10	5.50	5.30	5.00	---	---	6.72
1958 .....	---	---	---	---	---	9.90	5.80	4.50	4.10	5.40	---	---	5.57
1959 .....	---	---	---	---	7.30	7.90	6.60	5.20	6.20	6.10	---	---	6.56
1960 .....	---	---	---	---	---	12.60	8.90	4.60	4.65	5.10	4.90	---	7.66
1961 1/ ..	---	---	---	---	15.00	11.60	7.70	6.20	4.65	5.00	4.75	---	7.94
<b>LATE SUMMER</b>													
<b>Massachusetts</b>													
1954 .....	---	---	---	---	---	---	19.80	7.35	5.65	6.25	---	---	6.80
1955 .....	---	---	---	---	---	---	12.60	7.25	7.15	7.75	---	---	7.60
1956 .....	---	---	---	---	---	---	19.20	7.20	5.60	5.30	---	---	6.50
1957 .....	---	---	---	---	---	---	15.50	7.50	6.00	7.20	---	---	7.70
1958 .....	---	---	---	---	---	---	---	8.10	5.60	5.80	---	---	6.80
1959 .....	---	---	---	---	---	---	18.00	8.90	7.20	6.30	---	---	8.60
1960 .....	---	---	---	---	---	---	17.00	6.10	7.50	5.90	---	---	7.00
1961 1/ ..	---	---	---	---	---	---	19.00	8.70	7.00	7.00	---	---	8.60
<b>Rhode Island:</b>													
1954 .....	---	---	---	---	---	20.80	6.90	4.90	6.80	---	---	---	6.70
1955 .....	---	---	---	---	---	11.30	6.60	6.40	9.25	---	---	---	7.10
1956 .....	---	---	---	---	---	20.00	8.10	5.00	5.70	---	---	---	6.80
1957 .....	---	---	---	---	---	15.00	6.90	5.20	7.00	---	---	---	7.30
1958 .....	---	---	---	---	---	17.00	7.30	5.00	6.60	---	---	---	6.40
1959 .....	---	---	---	---	---	16.00	7.50	5.70	5.50	---	---	---	8.00
1960 .....	---	---	---	---	---	14.00	5.10	6.60	6.10	---	---	---	6.60
1961 1/ ..	---	---	---	---	---	16.50	8.20	6.50	7.50	---	---	---	8.20
<b>Connecticut:</b>													
1954 .....	---	---	---	---	---	22.60	6.05	5.10	6.70	---	---	---	6.70
1955 .....	---	---	---	---	---	14.20	7.10	8.50	10.20	---	---	---	8.50
1956 .....	---	---	---	---	---	20.80	7.20	5.40	6.70	---	---	---	7.30
1957 .....	---	---	---	---	---	21.00	7.30	6.20	9.00	---	---	---	8.60
1958 .....	---	---	---	---	---	18.00	7.80	5.20	6.70	---	---	---	7.10
1959 .....	---	---	---	---	---	23.00	9.00	7.10	7.00	---	---	---	10.00
1960 .....	---	---	---	---	---	18.50	5.80	6.80	7.00	---	---	---	7.40
1961 1/ ..	---	---	---	---	---	21.50	9.20	7.30	8.50	---	---	---	8.70
<b>New York:</b>													
1954 .....	---	---	---	---	---	15.10	5.20	3.20	2.55	---	---	---	4.15
1955 .....	---	---	---	---	---	11.30	4.70	4.60	3.10	---	---	---	4.80
1956 .....	---	---	---	---	---	21.70	6.20	4.15	3.60	---	---	---	4.95
1957 .....	---	---	---	---	---	---	4.70	4.80	5.60	---	---	---	4.85
1958 .....	---	---	---	---	---	---	4.50	3.50	3.40	---	---	---	3.70
1959 .....	---	---	---	---	---	12.00	3.80	3.90	5.00	---	---	---	4.30
1960 .....	---	---	---	---	---	15.00	4.20	3.30	3.50	3.50	---	---	4.30
1961 1/ ..	---	---	---	---	---	15.00	5.30	3.80	4.60	---	---	---	4.40
<b>Pennsylvania:</b>													
1954 .....	---	---	---	---	---	11.70	5.65	3.20	3.70	---	---	---	4.70
1955 .....	---	---	---	---	---	10.20	5.45	4.05	3.60	---	---	---	4.90
1956 .....	---	---	---	---	---	18.00	7.00	3.70	4.05	---	---	---	5.00
1957 .....	---	---	---	---	---	11.00	6.00	4.70	5.80	---	---	---	5.80
1958 .....	---	---	---	---	---	8.90	4.70	3.20	3.50	---	---	---	3.85
1959 .....	---	---	---	---	---	12.50	4.40	3.50	5.70	---	---	---	4.50
1960 .....	---	---	---	---	---	12.00	5.00	3.60	4.70	5.00	---	---	4.55
1961 1/ ..	---	---	---	---	---	12.00	4.50	3.15	3.90	4.00	---	---	3.85

1/ 1961 preliminary.

Table 23.--Tomatoes: Prices received per hundredweight by farmers for fresh market--Con.

State, season, and year	Jan.	Feb.	Mar.	Apr.	May	June	July	Aug.	Sept.	Oct.	Nov.	Dec.	Season average
	Dol.	Dol.	Dol.	Dol.	Dol.	Dol.	Dol.	Dol.	Dol.	Dol.	Dol.	Dol.	Dol.
<b>LATE SUMMER, Con:</b>													
<b>Ohio:</b>													
1954	---	---	---	---	---	---	19.80	7.55	4.60	5.10	---	---	6.40
1955	---	---	---	---	---	---	12.30	6.10	7.50	8.40	9.80	---	6.80
1956	---	---	---	---	---	---	19.10	9.40	5.30	7.00	---	---	10.20
1957	---	---	---	---	---	---	15.80	8.00	6.50	8.20	---	---	9.00
1958	---	---	---	---	---	---	14.50	6.50	6.10	7.70	---	---	7.80
1959	---	---	---	---	---	---	11.90	5.80	5.00	6.60	---	---	7.00
1960	---	---	---	---	---	---	15.00	7.00	5.40	6.50	---	---	7.80
1961 1/	---	---	---	---	---	---	18.00	9.10	6.30	7.10	---	---	8.60
<b>Indiana:</b>													
1954	---	---	---	---	---	---	15.70	8.50	2.35	2.35	---	---	8.75
1955	---	---	---	---	---	---	12.80	6.15	6.15	6.15	---	---	8.40
1956	---	---	---	---	---	---	9.80	7.50	4.70	4.70	---	---	7.30
1957	---	---	---	---	---	---	11.20	8.00	4.75	---	---	---	8.00
1958	---	---	---	---	---	---	9.20	5.20	4.65	---	---	---	7.20
1959	---	---	---	---	---	---	8.00	6.20	8.00	---	---	---	7.50
1960	---	---	---	---	---	---	8.00	6.00	4.50	4.50	---	---	6.10
1961 1/	---	---	---	---	---	---	12.00	7.00	5.50	6.00	---	---	7.40
<b>Illinois:</b>													
1954	---	---	---	---	---	---	---	10.20	2.90	2.25	---	---	3.75
1955	---	---	---	---	---	---	---	6.40	3.85	2.65	---	---	4.35
1956	---	---	---	---	---	---	---	7.40	3.00	4.70	---	---	4.60
1957	---	---	---	---	---	---	---	6.10	4.70	4.40	4.40	---	5.20
1958	---	---	---	---	---	---	---	4.60	3.50	3.75	3.75	---	3.85
1959	---	---	---	---	---	---	---	3.50	4.15	4.50	---	---	3.95
1960	---	---	---	---	---	---	---	4.50	4.45	4.70	---	---	4.50
1961 1/	---	---	---	---	---	---	---	6.00	5.10	3.90	---	---	5.40
<b>Michigan:</b>													
1954	---	---	---	---	---	---	---	7.25	3.70	4.70	---	---	5.40
1955	---	---	---	---	---	---	10.40	4.70	5.65	5.20	---	---	5.20
1956	---	---	---	---	---	---	17.90	9.80	6.00	6.30	---	---	8.20
1957	---	---	---	---	---	---	15.80	8.20	6.70	7.00	---	---	8.00
1958	---	---	---	---	---	---	13.20	6.30	4.10	5.80	---	---	5.40
1959	---	---	---	---	---	---	12.50	8.00	7.50	8.50	---	---	8.40
1960	---	---	---	---	---	---	12.00	6.00	4.25	4.40	---	---	5.20
1961 1/	---	---	---	---	---	15.00	14.50	8.00	7.00	6.50	---	---	7.70
<b>Iowa:</b>													
1954	---	---	---	---	---	---	---	6.80	5.10	4.45	---	---	5.20
1955	---	---	---	---	---	---	15.10	4.90	4.15	5.65	---	---	4.70
1956	---	---	---	---	---	---	17.20	4.90	3.00	3.20	---	---	5.20
1957	---	---	---	---	---	---	14.00	6.80	4.45	4.00	---	---	6.30
1958	---	---	---	---	---	---	9.10	5.50	2.85	2.70	---	---	4.50
1959	---	---	---	---	---	---	8.70	3.85	3.80	4.00	---	---	4.35
1960	---	---	---	---	---	---	10.60	6.20	3.40	3.40	---	---	5.20
1961 1/	---	---	---	---	---	---	11.00	6.40	4.00	4.50	---	---	5.70
<b>North Carolina:</b>													
1957 2/	---	---	---	---	---	---	---	6.30	6.40	6.50	---	---	6.40
1958	---	---	---	---	---	---	---	4.00	4.65	4.65	4.70	---	4.40
1959	---	---	---	---	---	---	---	5.80	6.10	6.10	6.20	---	6.00
1960	---	---	---	---	---	---	---	6.20	6.60	6.70	6.60	---	6.50
1961 1/	---	---	---	---	---	---	---	5.80	6.10	6.00	6.00	---	6.00

1/ 1961 preliminary. 2/ Started 1957.



Table 23.--Tomatoes: Prices received per hundredweight by farmers for fresh market--Con.

State, season, and year	Jan.	Feb.	Mar.	Apr.	May	June	July	Aug.	Sept.	Oct.	Nov.	Dec.	Season average
	Dol.	Dol.	Dol.	Dol.	Dol.	Dol.	Dol.	Dol.	Dol.	Dol.	Dol.	Dol.	Dol.
<b>LATE SUMMER, Con:</b>													
<b>Colorado:</b>													
1954 .....	---	---	---	---	---	---	---	5.10	2.85	2.85	---	---	3.50
1955 .....	---	---	---	---	---	---	---	5.20	2.85	3.75	---	---	3.50
1956 .....	---	---	---	---	---	---	6.60	4.25	2.65	2.35	---	---	3.25
1957 .....	---	---	---	---	---	---	5.00	4.10	3.50	3.00	---	---	3.65
1958 .....	---	---	---	---	---	---	---	4.00	3.00	3.60	---	---	3.35
1959 .....	---	---	---	---	---	---	---	4.20	2.35	2.90	---	---	2.75
1960 .....	---	---	---	---	---	---	5.90	5.10	2.75	2.90	2.90	---	3.60
1961 1/ ..	---	---	---	---	---	---	---	4.20	3.45	3.55	---	---	3.70
<b>New Mexico:</b>													
1957 2/ ..	---	---	---	---	---	---	---	---	3.50	3.50	---	---	3.50
1958 .....	---	---	---	---	---	---	---	---	3.50	3.50	---	---	3.50
1959 .....	---	---	---	---	---	---	---	3.00	3.00	3.00	---	---	3.00
1960 .....	---	---	---	---	---	---	---	---	3.00	3.00	---	---	3.00
1961 1/ ..	---	---	---	---	---	---	---	---	3.00	3.00	---	---	3.00
<b>Utah:</b>													
1954 .....	---	---	---	---	---	---	---	5.65	2.15	2.65	---	---	2.55
1955 .....	---	---	---	---	---	---	---	4.70	2.35	2.45	---	---	2.45
1956 3/ ..	---	---	---	---	---	---	6.00	2.45	2.45	2.45	---	---	2.50
<b>Washington:</b>													
1954 .....	---	---	---	---	---	---	6.50	5.20	4.80	5.00	---	---	5.10
1955 .....	---	---	---	---	---	8.50	8.50	5.30	4.50	4.50	---	---	4.70
1956 .....	---	---	---	---	---	---	7.50	4.25	4.90	4.55	---	---	4.50
1957 .....	---	---	---	---	---	---	8.00	4.70	4.35	---	---	---	4.80
1958 .....	---	---	---	---	---	---	6.20	4.55	4.20	---	---	---	4.55
1959 .....	---	---	---	---	---	---	6.00	5.10	5.10	---	---	---	5.10
1960 .....	---	---	---	---	---	6.50	6.50	5.30	5.00	5.00	---	---	5.30
1961 1/ ..	---	---	---	---	---	---	5.90	5.20	4.80	---	---	---	5.20
<b>Oregon:</b>													
1954 .....	---	---	---	---	---	---	6.60	6.05	5.65	4.70	---	---	5.85
1955 .....	---	---	---	---	---	---	---	5.85	5.20	5.20	---	---	5.40
1956 .....	---	---	---	---	---	---	7.50	5.50	5.10	3.80	---	---	5.60
1957 .....	---	---	---	---	---	---	5.80	4.50	3.60	3.10	---	---	3.70
1958 .....	---	---	---	---	---	---	3.90	3.35	3.25	---	---	---	3.60
1959 .....	---	---	---	---	---	---	6.50	5.40	6.30	---	---	---	5.70
1960 .....	---	---	---	---	---	---	---	4.80	5.20	4.00	---	---	4.90
1961 1/ ..	---	---	---	---	---	---	6.00	5.00	3.50	4.20	---	---	4.70
<b>Group Total:</b>													
1954 .....	---	---	---	---	---	---	1.55	6.50	3.75	3.85	---	---	5.51
1955 .....	---	---	---	---	---	8.50	12.30	5.60	5.15	5.00	9.80	---	5.82
1956 .....	---	---	---	---	---	---	13.90	7.40	4.70	4.80	---	---	6.57
1957 .....	---	---	---	---	---	---	13.70	6.90	5.10	5.40	4.40	---	6.64
1958 .....	---	---	---	---	---	---	9.70	6.00	4.10	4.65	4.20	---	5.38
1959 .....	---	---	---	---	---	---	10.60	6.20	5.00	5.40	3.70	---	6.34
1960 .....	---	---	---	---	---	6.50	12.40	5.60	4.30	4.40	4.20	---	5.49
1961 1/ ..	---	---	---	---	---	15.00	13.60	6.80	5.00	5.60	4.65	---	6.19
<b>EARLY FALL</b>													
<b>California:</b>													
1954 .....	11.10	---	---	---	---	---	---	4.80	5.45	6.40	6.60	8.70	6.40
1955 .....	16.05	---	---	---	---	---	---	7.45	6.70	6.60	7.90	6.40	7.00
1956 .....	6.90	---	---	---	---	---	---	4.15	5.20	6.60	10.20	12.10	6.90
1957 .....	12.50	---	---	---	---	---	---	---	5.20	6.40	8.10	9.20	7.60
1958 .....	9.90	---	---	---	---	---	---	4.50	5.00	6.10	10.40	8.80	6.80
1959 .....	11.00	---	---	---	---	---	---	5.80	6.50	9.00	9.40	11.70	8.60
1960 .....	18.80	---	---	---	---	---	---	---	5.60	6.30	8.70	8.10	6.80
1961 1/ ..	7.70	---	---	---	---	---	---	---	6.50	6.90	9.30	10.50	7.60

1/ 1961 preliminary. 2/ Started 1957. 3/ Discontinued 1956.

Table 23.--Tomatoes: Prices received per hundredweight by farmers for fresh market--Con.

State, season, and year	Jan.	Feb.	Mar.	Apr.	May	June	July	Aug.	Sept.	Oct.	Nov.	Dec.	Season average
	Dol.	Dol.	Dol.	Dol.	Dol.	Dol.	Dol.	Dol.	Dol.	Dol.	Dol.	Dol.	Dol.
<b>LATE FALL</b>													
<b>Florida:</b>													
1954 .....	8.10	---	---	---	---	---	---	---	---	---	11.00	8.10	8.75
1955 .....	8.20	---	---	---	---	---	---	---	---	10.80	8.50	5.90	7.20
1956 .....	10.60	---	---	---	---	---	---	---	---	6.70	12.10	7.10	8.50
1957 .....	6.20	---	---	---	---	---	---	---	---	12.00	11.40	8.10	9.70
1958 .....	---	---	---	---	---	---	---	---	---	10.00	9.10	6.70	8.00
1959 .....	---	---	---	---	---	---	---	---	---	8.00	10.30	10.20	10.20
1960 .....	10.50	---	---	---	---	---	---	---	---	---	16.60	7.80	9.50
1961 1/ ..	---	---	---	---	---	---	---	---	---	12.00	8.50	6.80	8.00
<b>Texas:</b>													
1954 .....	---	---	---	---	---	---	---	---	---	---	7.00	6.25	6.05
1955 .....	3.00	---	---	---	---	---	---	---	---	6.80	6.30	5.30	5.55
1956 .....	4.80	---	---	---	---	---	---	---	---	8.10	7.80	5.70	7.50
1957 .....	---	---	---	---	---	---	---	---	---	5.00	5.80	7.80	6.20
1958 .....	---	---	---	---	---	---	---	---	---	---	7.80	5.30	6.80
1959 .....	---	---	---	---	---	---	---	---	---	---	9.00	12.00	10.40
1960 .....	---	---	---	---	---	---	---	---	---	---	6.00	6.00	6.00
1961 1/ ..	---	---	---	---	---	---	---	---	---	---	8.50	5.50	6.80
<b>Group Total:</b>													
1954 .....	8.10	---	---	---	---	---	---	---	---	---	10.65	7.85	8.44
1955 .....	7.75	---	---	---	---	---	---	---	---	10.15	8.45	5.90	7.13
1956 .....	8.70	---	---	---	---	---	---	---	---	7.30	11.30	7.10	8.42
1957 .....	6.20	---	---	---	---	---	---	---	---	10.20	10.90	8.10	9.50
1958 .....	---	---	---	---	---	---	---	---	---	10.00	9.10	6.70	7.96
1959 .....	---	---	---	---	---	---	---	---	---	8.00	10.30	10.30	10.21
1960 .....	10.50	---	---	---	---	---	---	---	---	---	14.90	7.80	9.33
1961 1/ ..	---	---	---	---	---	---	---	---	---	12.00	8.50	6.70	7.95

1/ 1961 preliminary.

Table 24.--Watermelons: Prices received per hundredweight by farmers for fresh market

State, season, and year	Jan.	Feb.	Mar.	Apr.	May	June	July	Aug.	Sept.	Oct.	Nov.	Dec.	Season average
	Dol.	Dol.	Dol.	Dol.	Dol.	Dol.	Dol.	Dol.	Dol.	Dol.	Dol.	Dol.	Dol.
<b>LATE SPRING</b>													
<b>Florida:</b>													
1954 .....	---	---	---	3.05	2.00	.92	.90	---	---	---	---	---	1.30
1955 .....	---	---	---	4.40	3.00	1.70	.75	---	---	---	---	---	2.00
1956 .....	---	---	4.00	3.10	2.30	1.55	.85	---	---	---	---	---	1.75
1957 .....	---	---	3.25	3.25	2.65	1.70	1.20	---	---	---	---	---	2.05
1958 .....	---	---	---	---	4.95	1.00	.50	---	---	---	---	---	1.00
1959 .....	---	---	---	4.25	3.30	2.05	.75	---	---	---	---	---	2.35
1960 .....	---	---	---	6.00	3.25	1.20	.60	---	---	---	---	---	1.40
1961 1/ ..	---	---	---	2.80	1.45	1.30	1.70	---	---	---	---	---	1.50
<b>California:</b>													
1954 .....	---	---	---	---	5.70	2.00	1.40	---	---	---	---	---	2.10
1955 .....	---	---	---	---	4.85	3.50	1.90	---	---	---	---	---	2.85
1956 .....	---	---	---	---	4.80	2.70	2.05	---	---	---	---	---	2.60
1957 .....	---	---	---	---	3.70	3.25	4.30	---	---	---	---	---	3.40
1958 .....	---	---	---	---	5.90	3.95	3.00	---	---	---	---	---	3.85
1959 .....	---	---	---	---	4.00	2.55	1.65	---	---	---	---	---	2.75
1960 .....	---	---	---	---	3.00	2.45	1.95	---	---	---	---	---	2.40
1961 1/ ..	---	---	---	---	3.65	2.75	2.60	---	---	---	---	---	2.85
<b>Group Total:</b>													
1954 .....	---	---	---	3.05	2.15	1.10	1.20	---	---	---	---	---	1.42
1955 .....	---	---	---	4.40	3.00	1.95	1.20	---	---	---	---	---	2.12
1956 .....	---	---	---	3.10	2.35	1.70	1.25	---	---	---	---	---	1.85
1957 .....	---	---	3.25	3.25	2.70	1.95	1.85	---	---	---	---	---	2.22
1958 .....	---	---	---	---	5.10	1.30	.75	---	---	---	---	---	1.29
1959 .....	---	---	---	4.25	3.40	2.20	.85	---	---	---	---	---	2.45
1960 .....	---	---	---	---	3.25	1.45	.85	---	---	---	---	---	1.58
1961 1/ ..	---	---	---	2.80	1.55	1.60	1.80	---	---	---	---	---	1.67
<b>EARLY SUMMER</b>													
<b>North Carolina:</b>													
1954 .....	---	---	---	---	---	1.80	1.80	1.30	1.20	---	---	---	1.50
1955 .....	---	---	---	---	---	---	1.05	1.05	---	---	---	---	1.05
1956 .....	---	---	---	---	---	---	1.40	1.00	1.20	---	---	---	1.00
1957 .....	---	---	---	---	---	---	1.50	1.20	1.50	---	---	---	1.35
1958 .....	---	---	---	---	---	---	.75	.80	.75	---	---	---	.80
1959 .....	---	---	---	---	---	---	1.30	1.10	---	---	---	---	1.25
1960 .....	---	---	---	---	---	---	.75	.60	1.20	---	---	---	.65
1961 1/ ..	---	---	---	---	---	---	1.40	1.20	1.00	---	---	---	1.25
<b>South Carolina:</b>													
1954 .....	---	---	---	---	---	1.30	1.20	1.10	1.05	---	---	---	1.20
1955 .....	---	---	---	---	---	1.90	.88	.72	.72	---	---	---	.87
1956 .....	---	---	---	---	---	2.05	1.10	.80	.90	---	---	---	1.10
1957 .....	---	---	---	---	---	1.95	1.35	1.10	1.10	---	---	---	1.30
1958 .....	---	---	---	---	---	---	.80	.55	.95	---	---	---	.75
1959 .....	---	---	---	---	---	2.15	1.35	1.30	1.55	---	---	---	1.40
1960 .....	---	---	---	---	---	1.65	1.10	.75	1.20	---	---	---	1.05
1961 1/ ..	---	---	---	---	---	2.00	1.65	1.10	1.25	---	---	---	1.50
<b>Georgia:</b>													
1954 .....	---	---	---	---	---	.88	.82	.89	.89	---	---	---	.86
1955 .....	---	---	---	---	---	1.70	.62	.80	.79	---	---	---	.90
1956 .....	---	---	---	---	---	1.70	.95	.80	.80	---	---	---	1.10
1957 .....	---	---	---	---	---	1.40	1.20	1.30	1.50	---	---	---	1.30
1958 .....	---	---	---	---	---	.85	.50	.50	.80	---	---	---	.55
1959 .....	---	---	---	---	---	1.75	1.00	1.00	1.00	---	---	---	1.15
1960 .....	---	---	---	---	---	1.10	.80	1.00	1.50	---	---	---	.90
1961 1/ ..	---	---	---	---	---	1.90	1.40	1.00	1.25	---	---	---	1.40

1/ 1961 preliminary.

Table 24.--Watermelons: Prices received per hundredweight by farmers for fresh market--Con.

State, season, and year	Jan.	Feb.	Mar.	Apr.	May	June	July	Aug.	Sept.	Oct.	Nov.	Dec.	Season average
	Dol.	Dol.	Dol.	Dol.	Dol.	Dol.	Dol.	Dol.	Dol.	Dol.	Dol.	Dol.	Dol.
<b>EARLY SUMMER COM:</b>													
<b>Alabama:</b>													
1954 .....	---	---	---	---	---	1.20	1.15	1.00	1.05	---	---	---	1.15
1955 .....	---	---	---	---	---	1.45	1.10	.84	.89	---	---	---	1.20
1956 .....	---	---	---	---	---	1.30	1.00	.80	1.10	---	---	---	1.05
1957 .....	---	---	---	---	---	1.75	1.55	1.35	1.50	---	---	---	1.60
1958 .....	---	---	---	---	---	2.15	.95	.80	.80	.90	---	---	1.10
1959 .....	---	---	---	---	---	1.95	1.10	.90	1.05	---	---	---	1.10
1960 .....	---	---	---	---	---	1.70	1.05	.80	.80	.90	---	---	.95
1961 1/ ..	---	---	---	---	---	1.60	1.20	1.05	.95	1.00	---	---	1.15
<b>Mississippi:</b>													
1954 .....	---	---	---	---	---	1.45	1.00	.83	---	---	---	---	1.05
1955 .....	---	---	---	---	---	1.70	.75	.55	---	---	---	---	.73
1956 .....	---	---	---	---	---	2.25	1.50	.65	---	---	---	---	1.15
1957 .....	---	---	---	---	---	1.65	1.40	1.20	1.20	---	---	---	1.35
1958 .....	---	---	---	---	---	2.00	.80	.60	.60	---	---	---	.80
1959 .....	---	---	---	---	---	---	1.25	1.20	---	---	---	---	1.25
1960 .....	---	---	---	---	---	1.70	1.30	1.20	1.20	---	---	---	1.25
1961 1/ ..	---	---	---	---	---	2.50	1.50	1.05	1.00	---	---	---	1.30
<b>Arkansas:</b>													
1954 .....	---	---	---	---	---	---	1.30	1.05	1.15	---	---	---	1.10
1955 .....	---	---	---	---	---	---	1.45	1.05	1.10	---	---	---	1.15
1956 .....	---	---	---	---	---	---	1.30	1.05	1.15	---	---	---	1.10
1957 .....	---	---	---	---	---	---	1.70	1.60	1.30	---	---	---	1.60
1958 .....	---	---	---	---	---	---	1.45	.75	.70	---	---	---	.80
1959 .....	---	---	---	---	---	---	1.25	1.10	1.05	---	---	---	1.15
1960 .....	---	---	---	---	---	---	1.55	1.00	.80	---	---	---	1.10
1961 1/ ..	---	---	---	---	---	---	1.95	1.00	.95	1.00	---	---	1.20
<b>Louisiana:</b>													
1954 .....	---	---	---	---	---	---	1.50	1.15	1.15	---	---	---	1.40
1955 .....	---	---	---	---	---	1.80	1.10	1.05	1.70	---	---	---	1.10
1956 .....	---	---	---	---	---	2.05	1.40	1.20	1.75	---	---	---	1.40
1957 .....	---	---	---	---	---	2.50	1.50	1.50	1.40	---	---	---	1.50
1958 .....	---	---	---	---	---	3.00	1.50	.80	.80	---	---	---	1.30
1959 .....	---	---	---	---	---	2.00	1.30	.90	---	---	---	---	1.20
1960 .....	---	---	---	---	---	2.10	1.50	.75	---	---	---	---	1.25
1961 1/ ..	---	---	---	---	---	2.30	1.50	1.00	---	---	---	---	1.75
<b>Oklahoma:</b>													
1954 .....	---	---	---	---	---	---	1.45	1.05	1.00	---	---	---	1.15
1955 .....	---	---	---	---	---	---	.89	.89	---	---	---	---	.89
1956 .....	---	---	---	---	---	---	1.35	1.20	1.20	---	---	---	1.30
1957 .....	---	---	---	---	---	---	2.00	1.00	.90	---	---	---	1.00
1958 .....	---	---	---	---	---	---	1.55	.70	.60	.60	---	---	.90
1959 .....	---	---	---	---	---	---	1.70	.85	.75	---	---	---	1.00
1960 .....	---	---	---	---	---	---	1.35	1.00	.95	.75	---	---	1.00
1961 1/ ..	---	---	---	---	---	---	1.30	1.30	1.10	---	---	---	1.25
<b>Texas:</b>													
1954 .....	---	---	---	---	1.90	.87	.70	.83	.83	---	---	---	.78
1955 .....	---	---	---	---	---	.64	.58	.69	.87	---	---	---	.61
1956 .....	---	---	---	---	2.00	1.35	1.10	1.30	1.30	---	---	---	1.20
1957 .....	---	---	---	---	---	1.50	1.05	.80	.80	.80	---	---	1.00
1958 .....	---	---	---	---	---	1.20	.60	.65	.70	---	---	---	.80
1959 .....	---	---	---	---	3.40	1.90	.95	.80	1.00	---	---	---	1.30
1960 .....	---	---	---	---	4.10	2.15	1.00	.90	.95	1.00	---	---	1.20
1961 1/ ..	---	---	---	---	1.65	1.80	1.55	1.00	1.50	1.00	---	---	1.50

1/ 1961 preliminary.

Table 24.--Watermelons: Prices received per hundredweight by farmers for fresh market--Con.

State, season, and year	Jan.	Feb.	Mar.	Apr.	May	June	July	Aug.	Sept.	Oct.	Nov.	Dec.	Season average
	Dol.	Dol.	Dol.	Dol.	Dol.	Dol.	Dol.	Dol.	Dol.	Dol.	Dol.	Dol.	Dol.
<b>EARLY SUMMER, Con:</b>													
<b>Arizona:</b>													
1954 .....	---	---	---	---	---	1.70	1.20	---	---	---	---	---	1.50
1955 .....	---	---	---	---	---	3.00	1.95	1.95	---	---	---	---	2.25
1956 .....	---	---	---	---	---	2.35	1.85	---	---	---	---	---	2.10
1957 .....	---	---	---	---	3.85	3.30	3.20	3.25	---	---	---	---	3.25
1958 .....	---	---	---	---	---	3.55	2.20	2.20	---	---	---	---	2.90
1959 .....	---	---	---	---	---	1.85	1.90	1.90	---	---	---	---	1.85
1960 .....	---	---	---	---	---	1.90	1.75	---	---	---	---	---	1.85
1961 1/ ..	---	---	---	---	3.65	2.70	2.25	---	---	---	---	---	2.60
<b>California:</b>													
1954 .....	---	---	---	---	---	---	1.40	1.50	1.60	1.70	---	---	1.45
1955 .....	---	---	---	---	---	---	1.70	1.50	1.75	1.90	---	---	1.60
1956 .....	---	---	---	---	---	---	2.10	1.45	1.35	1.45	---	---	1.70
1957 .....	---	---	---	---	---	---	3.00	1.85	1.40	1.45	---	---	2.25
1958 .....	---	---	---	---	---	---	1.95	1.65	2.00	2.00	---	---	1.85
1959 .....	---	---	---	---	---	2.15	3.50	2.25	2.05	2.15	---	---	2.90
1960 .....	---	---	---	---	---	---	1.45	1.30	1.55	1.65	---	---	1.40
1961 1/ ..	---	---	---	---	---	---	2.70	1.45	1.60	1.80	---	---	1.95
<b>Group Total:</b>													
1954 .....	---	---	---	---	1.90	1.05	.99	1.10	1.15	1.70	---	---	1.04
1955 .....	---	---	---	---	---	1.30	.84	.97	1.25	1.90	---	---	.96
1956 .....	---	---	---	---	2.00	1.60	1.20	1.10	1.20	1.45	---	---	1.24
1957 .....	---	---	---	---	3.85	1.80	1.55	1.25	1.05	1.00	---	---	1.47
1958 .....	---	---	---	---	---	1.60	.85	.80	1.00	1.25	---	---	.97
1959 .....	---	---	---	---	3.40	1.90	1.40	1.20	1.40	2.15	---	---	1.45
1960 .....	---	---	---	---	4.10	1.80	1.05	.95	1.10	1.10	---	---	1.12
1961 1/ ..	---	---	---	---	1.75	2.00	1.65	1.15	1.30	1.25	---	---	1.53
<b>LATE SUMMER</b>													
<b>Indiana:</b>													
1954 .....	---	---	---	---	---	---	2.40	1.10	.56	---	---	---	1.00
1955 .....	---	---	---	---	---	---	1.80	1.10	.50	---	---	---	1.00
1956 .....	---	---	---	---	---	---	1.60	.80	.60	---	---	---	.80
1957 .....	---	---	---	---	---	---	2.20	1.60	1.00	---	---	---	1.55
1958 .....	---	---	---	---	---	---	1.00	.95	.85	.85	---	---	.95
1959 .....	---	---	---	---	---	---	1.70	1.60	1.70	---	---	---	1.60
1960 .....	---	---	---	---	---	---	---	1.00	1.00	1.00	---	---	1.00
1961 1/ ..	---	---	---	---	---	---	2.00	1.20	1.00	1.00	---	---	1.15
<b>Illinois:</b>													
1954 .....	---	---	---	---	---	---	---	1.40	1.20	1.00	---	---	1.15
1955 .....	---	---	---	---	---	---	---	1.60	1.05	---	---	---	1.20
1956 .....	---	---	---	---	---	---	---	1.10	.90	---	---	---	.95
1957 .....	---	---	---	---	---	---	---	2.25	1.15	1.25	---	---	1.35
1958 .....	---	---	---	---	---	---	---	2.80	1.15	1.15	---	---	1.45
1959 .....	---	---	---	---	---	---	---	2.00	2.05	1.70	---	---	1.95
1960 .....	---	---	---	---	---	---	---	1.60	1.55	1.00	---	---	1.45
1961 1/ ..	---	---	---	---	---	---	---	1.45	1.50	1.60	---	---	1.50
<b>Iowa:</b>													
1954 .....	---	---	---	---	---	---	---	2.00	1.40	1.05	---	---	1.50
1955 .....	---	---	---	---	---	---	---	1.70	1.15	---	---	---	1.55
1956 .....	---	---	---	---	---	---	---	2.00	1.95	.60	.60	---	1.10
1957 .....	---	---	---	---	---	---	---	3.00	2.10	1.25	.75	---	1.80
1958 .....	---	---	---	---	---	---	---	---	1.70	1.35	1.40	1.40	1.40
1959 .....	---	---	---	---	---	---	---	3.00	2.00	2.05	2.00	---	2.05
1960 .....	---	---	---	---	---	---	---	4.00	2.10	1.60	1.75	---	1.80
1961 1/ ..	---	---	---	---	---	---	---	1.75	1.65	1.60	1.60	---	1.65

1/ 1961 preliminary.

Table 24.--Watermelons: Prices received per hundredweight by farmers for fresh market--Con.

State, season, and year	Jan.	Feb.	Mar.	Apr.	May	June	July	Aug.	Sept.	Oct.	Nov.	Dec.	Season average
	Dol.	Dol.	Dol.	Dol.	Dol.	Dol.	Dol.	Dol.	Dol.	Dol.	Dol.	Dol.	Dol.
<b>LATE SUMMER, Con:</b>													
<b>Missouri:</b>													
1954	---	---	---	---	---	---	---	1.00	.40	---	---	---	.82
1955	---	---	---	---	---	---	2.10	2.10	2.45	---	---	---	2.15
1956	---	---	---	---	---	---	3.20	2.35	2.30	---	---	---	2.45
1957	---	---	---	---	---	---	3.15	2.25	1.70	---	---	---	2.40
1958	---	---	---	---	---	---	2.25	.95	.55	---	---	---	1.10
1959	---	---	---	---	---	---	1.00	.85	.70	---	---	---	.90
1960	---	---	---	---	---	---	1.20	1.00	.80	---	---	---	1.00
1961 1/	---	---	---	---	---	---	1.20	.85	.85	---	---	---	.90
<b>Delaware:</b>													
1954	---	---	---	---	---	---	---	1.40	.64	.56	---	---	1.05
1955	---	---	---	---	---	---	1.85	.80	.68	---	---	---	.85
1956	---	---	---	---	---	---	2.20	1.25	.95	---	---	---	1.25
1957	---	---	---	---	---	---	1.90	1.55	.90	---	---	---	1.50
1958	---	---	---	---	---	---	1.35	1.00	.55	---	---	---	.85
1959	---	---	---	---	---	---	1.75	2.30	2.10	---	---	---	2.25
1960	---	---	---	---	---	---	1.20	1.10	1.10	---	---	---	1.10
1961 1/	---	---	---	---	---	---	1.55	1.55	1.85	---	---	---	1.60
<b>Maryland:</b>													
1954	---	---	---	---	---	---	---	1.55	.64	.48	---	---	1.10
1955	---	---	---	---	---	---	1.85	1.05	.68	---	---	---	1.00
1956	---	---	---	---	---	---	2.20	1.30	.95	.95	---	---	1.25
1957	---	---	---	---	---	---	1.90	1.55	.90	.90	---	---	1.55
1958	---	---	---	---	---	---	---	1.00	.55	---	---	---	.85
1959	---	---	---	---	---	---	1.90	2.25	1.60	---	---	---	2.10
1960	---	---	---	---	---	---	1.10	1.05	1.00	---	---	---	1.05
1961 1/	---	---	---	---	---	---	1.65	1.45	1.75	---	---	---	1.50
<b>Virginia:</b>													
1954	---	---	---	---	---	---	1.85	1.40	.93	---	---	---	1.35
1955	---	---	---	---	---	---	1.35	.74	.74	---	---	---	.80
1956	---	---	---	---	---	---	1.45	.90	.70	---	---	---	.90
1957	---	---	---	---	---	---	1.35	1.20	1.40	---	---	---	1.25
1958	---	---	---	---	---	---	.90	.75	.80	---	---	---	.75
1959	---	---	---	---	---	---	1.45	1.35	1.30	---	---	---	1.40
1960	---	---	---	---	---	---	.80	.65	1.00	---	---	---	.70
1961 1/	---	---	---	---	---	---	1.30	.65	.70	---	---	---	.65
<b>Washington:</b>													
1954	---	---	---	---	---	---	1.25	1.25	.95	---	---	---	1.05
1955	---	---	---	---	---	---	---	---	1.50	---	---	---	1.50
1956	---	---	---	---	---	---	---	1.75	1.30	---	---	---	1.50
1957	---	---	---	---	---	---	---	---	---	---	---	---	2/ 1.40
1958	---	---	---	---	---	---	---	---	---	---	---	---	2/ 1.35
1959	---	---	---	---	---	---	---	---	---	---	---	---	2/ 1.25
1960	---	---	---	---	---	---	---	---	---	---	---	---	2/ .90
1961 1/	---	---	---	---	---	---	---	1.35	1.20	1.20	---	---	1.30
<b>Oregon:</b>													
1954	---	---	---	---	---	---	---	1.75	1.40	1.10	---	---	1.35
1955	---	---	---	---	---	---	---	2.75	2.00	1.20	---	---	1.90
1956	---	---	---	---	---	---	---	1.95	1.30	.90	---	---	1.65
1957	---	---	---	---	---	---	2.50	1.90	1.70	1.90	---	---	1.80
1958	---	---	---	---	---	---	1.40	1.30	1.00	1.30	---	---	1.25
1959	---	---	---	---	---	---	---	1.60	1.40	---	---	---	1.55
1960	---	---	---	---	---	---	---	1.90	1.45	1.30	---	---	1.70
1961 1/	---	---	---	---	---	---	---	2.00	1.60	1.50	---	---	1.90

1/ 1961 preliminary. 2/ Monthly prices not available.

Table 24.--Watermelons: Prices received per hundredweight by farmers for fresh market--Con.

State, season, and year	Jan.	Feb.	Mar.	Apr.	May	June	July	Aug.	Sept.	Oct.	Nov.	Dec.	Season average
	Dol.	Dol.	Dol.	Dol.	Dol.	Dol.	Dol.	Dol.	Dol.	Dol.	Dol.	Dol.	Dol.
<b>LATE SUMMER, Con:</b>													
Group Total:													
1954 .....	---	---	---	---	---	---	---	2.00	1.20	.81	.93	---	1.07
1955 .....	---	---	---	---	---	---	1.90	1.25	1.15	1.20	---	---	1.25
1956 .....	---	---	---	---	---	---	2.60	1.30	1.05	.85	---	---	1.33
1957 .....	---	---	---	---	---	---	2.15	1.70	1.25	1.15	---	---	1.66
1958 .....	---	---	---	---	---	---	.95	1.05	.90	.90	1.40	---	1.00
1959 .....	---	---	---	---	---	---	1.25	1.60	1.65	1.75	---	---	1.53
1960 .....	---	---	---	---	---	---	1.05	1.00	1.15	1.25	---	---	1.02
1961 <sup>1/</sup> ..	---	---	---	---	---	---	1.30	1.15	1.25	1.45	1.60	---	1.19

<sup>1/</sup> 1961 preliminary.

Table 25.--Prices received per hundredweight for artichokes, garlic, kale, and shallots by farmers for fresh market

State, season, and year	Jan.	Feb.	Mar.	Apr.	May	June	July	Aug.	Sept.	Oct.	Nov.	Dec.	Season average
	Dol.	Dol.	Dol.	Dol.	Dol.	Dol.	Dol.	Dol.	Dol.	Dol.	Dol.	Dol.	Dol.
<b>WINTER</b>													
<b>ARTICHOKEs</b>													
<b>California:</b>													
1954 .....	17.50	12.00	7.00	5.10	6.50	7.90	8.25	9.90	8.90	9.50	9.10	12.00	7.60
1955 .....	13.50	8.40	8.50	5.40	6.25	6.40	0.75	12.20	10.50	9.50	8.10	7.90	8.50
1956 .....	12.00	15.50	14.80	12.50	10.90	10.20	8.60	7.90	5.60	9.90	13.00	18.50	10.20
1957 .....	19.50	13.00	9.60	7.70	7.00	11.40	9.50	7.90	10.30	11.10	11.80	17.00	10.60
1958 .....	18.80	12.30	11.60	8.70	14.40	17.40	12.00	14.70	8.80	14.60	20.50	22.10	12.10
1959 .....	20.50	15.40	7.80	6.10	9.80	11.80	9.50	8.70	9.30	12.80	16.40	15.60	10.60
1960 .....	14.60	14.90	13.40	6.40	6.10	12.00	11.90	9.90	11.80	11.10	11.70	14.20	10.40
1961 1/ ..	14.70	10.70	8.00	5.90	7.20	8.30	6.80	8.20	8.80	9.40	13.60	16.90	10.20
<b>SUMMER</b>													
<b>GARLIC 2/</b>													
<b>California:</b>													
1954 .....	---	---	---	---	---	13.70	12.50	11.60	10.80	11.20	12.40	12.00	12.20
1955 .....	13.80	13.90	15.00	15.00	15.00	13.10	9.70	9.80	9.50	10.20	9.70	10.60	9.60
1956 .....	9.10	10.00	10.10	8.30	7.80	---	---	---	---	---	---	---	11.50
1957 .....	---	---	---	---	---	---	---	---	---	---	---	---	11.70
1958 .....	---	---	---	---	---	---	---	---	---	---	---	---	11.70
1959 .....	---	---	---	---	---	---	---	---	---	---	---	---	10.70
1960 .....	---	---	---	---	---	---	---	---	---	---	---	---	7.20
1961 1/ ..	---	---	---	---	---	---	---	---	---	---	---	---	8.90
<b>WINTER</b>													
<b>KALE</b>													
<b>Virginia:</b>													
1954 .....	2.90	2.90	2.90	2.90	---	---	---	---	---	4.20	4.00	4.20	3.05
1955 .....	4.50	5.00	4.20	4.20	4.20	4.15	---	---	---	5.60	3.90	2.80	4.45
1956 .....	4.15	4.15	3.90	3.60	---	---	---	---	---	5.30	3.90	3.05	3.85
1957 .....	4.50	4.00	4.00	3.35	---	---	---	---	---	7.20	4.20	3.75	4.00
1958 .....	5.50	7.80	9.50	5.20	5.10	---	---	---	4.00	4.00	4.20	4.00	5.80
1959 .....	4.60	3.90	3.70	3.80	3.60	3.60	3.60	---	4.00	7.40	5.10	5.20	4.00
1960 .....	5.40	6.10	8.10	6.20	4.20	---	---	---	6.50	7.00	5.50	4.80	5.80
1961 1/ ..	4.80	5.30	5.60	5.70	6.10	---	---	---	4.50	6.70	7.40	7.00	5.40
<b>WINTER</b>													
<b>SHALLOTS</b>													
<b>Louisiana:</b>													
1954 .....	10.00	8.00	---	---	---	---	---	---	---	10.30	9.00	4.90	11.20
1955 .....	4.00	4.00	---	---	---	---	---	---	---	11.50	10.70	5.80	5.65
1956 .....	6.20	5.70	---	---	---	---	---	---	---	9.10	6.80	7.60	7.40
1957 .....	7.90	6.80	---	---	---	---	---	---	---	6.50	6.10	6.30	7.50
1958 .....	6.00	6.10	---	---	---	---	---	---	---	7.70	7.80	7.60	6.20
1959 .....	7.60	6.00	---	---	---	---	---	---	---	7.50	6.40	5.00	7.30
1960 .....	5.00	4.90	---	---	---	---	---	---	7.50	7.40	6.40	5.80	5.60
1961 1/ ..	5.50	5.20	---	---	---	---	---	---	---	7.00	6.70	6.30	6.50
<b>SPRING</b>													
<b>Louisiana:</b>													
1954 .....	---	---	7.30	6.00	---	---	---	---	---	---	---	---	6.80
1955 .....	---	---	5.00	5.50	---	---	---	---	---	---	---	---	5.10
1956 .....	---	---	4.35	4.20	5.30	---	---	---	---	---	---	---	4.30
1957 .....	---	---	6.40	6.00	6.00	---	---	---	---	---	---	---	6.20
1958 .....	---	---	5.80	5.00	5.20	---	---	---	---	---	---	---	5.50
1959 .....	---	---	5.10	4.60	---	---	---	---	---	---	---	---	5.00
1960 .....	---	---	4.50	4.20	4.25	---	---	---	---	---	---	---	4.30
1961 1/ ..	---	---	5.20	4.30	4.50	4.50	---	---	---	---	---	---	4.80

1/ 1961 preliminary. 2/ Monthly prices discontinued as of June 1956.



Table 26.--Strawberries: Prices received per pound by farmers for fresh market

State, season, and year	Jan.	Feb.	Mar.	Apr.	May	June	July	Aug.	Sept.	Oct.	Nov.	Dec.	Season average
	Cts.	Cts.	Cts.	Cts.	Cts.	Cts.	Cts.	Cts.	Cts.	Cts.	Cts.	Cts.	Cts.
<b>WINTER</b>													
Florida:													
1954 .....	37.2	36.7	32.5	25.0	---	---	---	---	---	---	---	---	35.0
1955 .....	46.7	33.1	25.6	29.7	29.2	---	---	---	---	---	---	55.0	31.4
1956 .....	41.0	32.0	26.0	32.0	30.0	---	---	---	---	---	---	37.8	31.9
1957 .....	32.2	28.2	33.9	26.4	25.9	---	---	---	---	---	---	56.0	31.2
1958 .....	50.0	40.0	36.0	24.0	28.0	---	---	---	---	---	---	60.0	28.9
1959 .....	30.0	48.0	35.0	27.0	---	---	---	---	---	---	---	---	43.0
1960 .....	54.9	45.3	40.0	31.4	26.4	---	---	---	---	---	---	---	40.3
1961 1/ ..	56.4	44.9	28.1	25.4	---	---	---	---	---	---	---	50.7	34.6
<b>EARLY SPRING</b>													
Alabama:													
1954 .....	---	---	19.4	20.8	16.7	---	---	---	---	---	---	---	18.3
1955 .....	---	---	30.6	25.0	22.8	---	---	---	---	---	---	---	23.6
1956 .....	---	---	28.3	21.8	19.2	---	---	---	---	---	---	---	20.9
1957 .....	---	---	31.7	28.0	18.0	---	---	---	---	---	---	---	22.4
1958 .....	---	---	---	29.1	19.4	18.0	---	---	---	---	---	---	20.7
1959 .....	---	---	---	27.5	18.5	18.1	---	---	---	---	---	---	21.3
1960 .....	---	---	---	30.5	18.9	17.4	---	---	---	---	---	---	19.6
1961 1/ ..	---	---	25.2	20.9	16.6	16.0	---	---	---	---	---	---	17.1
Louisiana:													
1954 .....	---	---	35.6	22.8	20.0	---	---	---	---	---	---	---	23.1
1955 .....	---	---	36.1	40.0	25.8	---	---	---	---	---	---	---	35.3
1956 .....	---	---	39.8	32.4	20.8	---	---	---	---	---	---	---	31.1
1957 .....	---	45.0	43.8	33.3	18.6	19.1	---	---	---	---	---	---	33.1
1958 .....	---	---	---	31.9	26.5	---	---	---	---	---	---	---	30.0
1959 .....	---	---	55.0	35.0	19.4	---	---	---	---	---	---	---	28.5
1960 .....	---	---	---	32.3	27.4	---	---	---	---	---	---	---	30.1
1961 1/ ..	---	---	35.3	35.7	19.1	---	---	---	---	---	---	---	30.0
Texas:													
1954 .....	---	---	23.3	20.0	19.4	---	---	---	---	---	---	---	20.0
1955 .....	---	---	27.8	27.5	18.9	16.7	---	---	---	---	---	---	24.7
1956 .....	---	30.6	27.8	23.9	19.4	16.7	---	---	---	---	---	---	24.7
1957 .....	---	30.6	28.8	26.1	24.3	26.7	---	---	---	---	---	---	26.9
1958 .....	---	---	33.8	28.6	21.0	---	---	---	---	---	---	---	24.9
1959 .....	---	35.0	32.5	26.0	21.0	---	---	---	---	---	---	---	29.2
1960 .....	---	33.3	34.5	26.0	25.0	---	---	---	---	---	---	---	30.5
1961 1/ ..	---	35.0	26.5	25.0	25.0	---	---	---	---	---	---	---	26.1
Group Total:													
1954 .....	---	---	33.4	22.6	19.3	---	---	---	---	---	---	---	22.5
1955 .....	---	---	34.5	38.0	24.6	16.7	---	---	---	---	---	---	32.9
1956 .....	---	30.6	37.9	31.7	20.4	16.7	---	---	---	---	---	---	29.9
1957 .....	---	39.4	41.1	32.4	18.8	23.4	---	---	---	---	---	---	31.4
1958 .....	---	---	33.8	31.5	24.1	18.0	---	---	---	---	---	---	28.3
1959 .....	---	35.0	37.0	33.7	19.3	18.1	---	---	---	---	---	---	27.8
1960 .....	---	33.3	34.5	31.6	25.6	17.4	---	---	---	---	---	---	29.0
1961 1/ ..	---	35.0	30.7	34.2	18.6	16.0	---	---	---	---	---	---	27.9
<b>MID-SPRING</b>													
Illinois:													
1954 .....	---	---	---	---	25.8	23.9	---	---	---	---	---	---	25.6
1955 .....	---	---	---	---	20.3	---	---	---	---	---	---	---	20.3
1956 .....	---	---	---	---	17.2	12.8	---	---	---	---	---	---	16.0
1957 .....	---	---	---	---	16.0	18.2	---	---	---	---	---	---	16.3
1958 .....	---	---	---	---	19.1	15.1	---	---	---	---	---	---	16.3
1959 .....	---	---	---	---	20.6	16.8	---	---	---	---	---	---	19.9
1960 .....	---	---	---	---	21.0	18.4	---	---	---	---	---	---	19.0
1961 1/ ..	---	---	---	---	19.0	18.0	---	---	---	---	---	---	18.2

1/ 1961 preliminary.

Table 26.--Strawberries: Prices received per pound by farmers for fresh market--Con.

State, season, and year	Jan.	Feb.	Mar.	Apr.	May	June	July	Aug.	Sept.	Oct.	Nov.	Dec.	Season average
	Cts.	Cts.	Cts.	Cts.	Cts.	Cts.	Cts.	Cts.	Cts.	Cts.	Cts.	Cts.	Cts.
<b>MID-SPRING, Con.</b>													
<b>Missouri:</b>													
1954 .....	---	---	---	---	30.6	25.6	---	---	---	---	---	---	28.6
1955 .....	---	---	---	---	27.5	25.0	---	---	---	---	---	---	26.7
1956 .....	---	---	---	---	22.2	20.3	---	---	---	---	---	---	21.8
1957 .....	---	---	---	---	26.6	20.0	---	---	---	---	---	---	24.6
1958 .....	---	---	---	---	18.0	18.7	---	---	---	---	---	---	18.3
1959 .....	---	---	---	---	16.5	14.0	---	---	---	---	---	---	16.0
1960 .....	---	---	---	---	20.8	20.2	---	---	---	---	---	---	20.5
1961 1/ ..	---	---	---	---	22.7	19.7	---	---	---	---	---	---	20.8
<b>Kansas:</b>													
1954 .....	---	---	---	---	---	26.4	26.9	---	---	---	---	---	26.7
1955 .....	---	---	---	---	25.0	26.7	---	---	---	---	---	---	25.3
1956 .....	---	---	---	---	20.6	20.6	---	---	---	---	---	---	20.6
1957 .....	---	---	---	---	23.0	22.0	---	---	---	---	---	---	22.5
1958 .....	---	---	---	---	18.0	17.5	---	---	---	---	---	---	17.8
1959 .....	---	---	---	---	18.7	18.0	---	---	---	---	---	---	18.2
1960 .....	---	---	---	---	19.3	20.5	---	---	---	---	---	---	20.1
1961 1/ ..	---	---	---	---	---	19.2	---	---	---	---	---	---	19.2
<b>Maryland:</b>													
1954 .....	---	---	---	---	22.8	22.2	---	---	---	---	---	---	22.8
1955 .....	---	---	---	---	22.5	18.1	---	---	---	---	---	---	22.2
1956 .....	---	---	---	---	17.5	16.7	---	---	---	---	---	---	17.0
1957 .....	---	---	---	---	15.4	17.0	---	---	---	---	---	---	15.4
1958 .....	---	---	---	---	19.4	16.8	---	---	---	---	---	---	17.7
1959 .....	---	---	---	---	20.0	14.6	---	---	---	---	---	---	19.4
1960 .....	---	---	---	---	19.6	18.8	---	---	---	---	---	---	19.4
1961 1/ ..	---	---	---	---	19.5	16.0	---	---	---	---	---	---	18.1
<b>Delaware:</b>													
1954 .....	---	---	---	---	23.1	20.8	---	---	---	---	---	---	22.8
1955 .....	---	---	---	---	22.2	18.1	---	---	---	---	---	---	21.4
1956 2/ ..	---	---	---	---	17.5	16.7	---	---	---	---	---	---	17.5
<b>Virginia:</b>													
1954 .....	---	---	---	22.2	21.7	---	---	---	---	---	---	---	21.7
1955 .....	---	---	---	---	21.4	---	---	---	---	---	---	---	21.4
1956 .....	---	---	---	---	20.8	20.1	---	---	---	---	---	---	20.7
1957 .....	---	---	---	15.8	15.8	15.8	---	---	---	---	---	---	15.8
1958 .....	---	---	---	---	19.3	17.0	---	---	---	---	---	---	19.0
1959 .....	---	---	---	---	21.0	17.9	---	---	---	---	---	---	20.9
1960 .....	---	---	---	---	20.0	18.0	---	---	---	---	---	---	19.8
1961 1/ ..	---	---	---	---	20.5	15.0	---	---	---	---	---	---	19.7
<b>North Carolina:</b>													
1954 .....	---	---	---	20.8	22.2	---	---	---	---	---	---	---	21.7
1955 .....	---	---	---	---	36.1	---	---	---	---	---	---	---	36.1
1956 .....	---	---	---	---	30.2	22.2	---	---	---	---	---	---	22.7
1957 .....	---	---	---	23.2	23.0	19.4	---	---	---	---	---	---	22.9
1958 .....	---	---	---	---	24.5	22.2	---	---	---	---	---	---	24.5
1959 .....	---	---	---	37.2	25.0	---	---	---	---	---	---	---	26.3
1960 .....	---	---	---	42.0	30.0	23.0	---	---	---	---	---	---	30.5
1961 1/ ..	---	---	---	42.0	30.0	---	---	---	---	---	---	---	31.2
<b>South Carolina:</b>													
1954 .....	---	---	---	18.9	20.8	---	---	---	---	---	---	---	20.0
1955 .....	---	---	---	---	27.8	---	---	---	---	---	---	---	27.8
1956 2/ ..	---	---	---	28.1	25.8	---	---	---	---	---	---	---	26.3

1/ 1961 preliminary. 2/ Discontinued 1956.

Table 26.--Strawberries: Prices received per pound by farmers for fresh market--Con.

State, season, and year	Jan.	Feb.	Mar.	Apr.	May	June	July	Aug.	Sept.	Oct.	Nov.	Dec.	Season average
	Cts.	Cts.	Cts.	Cts.	Cts.	Cts.	Cts.	Cts.	Cts.	Cts.	Cts.	Cts.	Cts.
<b>MID-SPRING, Con:</b>													
<b>Kentucky:</b>													
1954 .....	---	---	---	---	27.4	26.1	---	---	---	---	---	---	27.2
1955 .....	---	---	---	---	22.3	20.1	---	---	---	---	---	---	22.5
1956 .....	---	---	---	---	16.9	15.6	---	---	---	---	---	---	16.6
1957 .....	---	---	---	---	16.0	15.0	---	---	---	---	---	---	15.8
1958 .....	---	---	---	---	17.5	16.0	---	---	---	---	---	---	16.6
1959 .....	---	---	---	---	23.0	20.0	---	---	---	---	---	---	22.0
1960 .....	---	---	---	---	23.0	19.5	---	---	---	---	---	---	21.1
1961 1/ ..	---	---	---	---	22.0	17.0	---	---	---	---	---	---	19.4
<b>Tennessee:</b>													
1954 .....	---	---	---	18.9	19.4	20.3	---	---	---	---	---	---	19.4
1955 .....	---	---	---	---	20.0	---	---	---	---	---	---	---	20.0
1956 .....	---	---	---	---	19.4	18.8	---	---	---	---	---	---	19.4
1957 .....	---	---	---	15.4	14.5	14.0	---	---	---	---	---	---	14.6
1958 .....	---	---	---	---	17.1	17.7	---	---	---	---	---	---	17.1
1959 .....	---	---	---	19.5	18.5	18.4	---	---	---	---	---	---	18.6
1960 .....	---	---	---	---	18.5	18.5	---	---	---	---	---	---	18.5
1961 1/ ..	---	---	---	---	17.5	18.0	---	---	---	---	---	---	17.6
<b>Arkansas:</b>													
1954 .....	---	---	---	22.5	26.2	---	---	---	---	---	---	---	25.9
1955 .....	---	---	---	---	23.8	---	---	---	---	---	---	---	23.8
1956 .....	---	---	---	28.4	18.4	---	---	---	---	---	---	---	18.5
1957 .....	---	---	---	25.7	14.4	---	---	---	---	---	---	---	14.6
1958 .....	---	---	---	28.0	16.7	16.5	---	---	---	---	---	---	16.8
1959 .....	---	---	---	30.0	17.0	---	---	---	---	---	---	---	17.8
1960 .....	---	---	---	---	20.0	18.0	---	---	---	---	---	---	19.9
1961 1/ ..	---	---	---	25.0	17.1	19.0	---	---	---	---	---	---	17.2
<b>Oklahoma:</b>													
1954 .....	---	---	---	20.3	20.6	---	---	---	---	---	---	---	20.6
1955 .....	---	---	---	---	22.5	---	---	---	---	---	---	---	22.5
1956 .....	---	---	---	27.0	15.0	15.0	---	---	---	---	---	---	16.0
1957 .....	---	---	---	---	12.7	---	---	---	---	---	---	---	12.7
1958 .....	---	---	---	---	16.0	---	---	---	---	---	---	---	16.0
1959 .....	---	---	---	---	16.0	---	---	---	---	---	---	---	16.0
1960 .....	---	---	---	---	16.3	15.0	---	---	---	---	---	---	16.0
1961 1/ ..	---	---	---	---	18.5	---	---	---	---	---	---	---	18.5
<b>California:</b>													
1954 .....	---	---	---	25.2	24.1	21.3	22.2	21.1	20.7	23.3	28.3	---	22.6
1955 .....	---	---	---	26.1	26.3	25.2	25.0	22.8	22.4	23.9	27.2	---	25.2
1956 .....	---	---	---	26.5	24.1	21.7	21.1	20.2	19.6	21.1	21.1	22.2	22.1
1957 .....	---	---	---	21.0	18.0	15.5	17.3	19.9	17.6	22.8	30.0	30.0	17.9
1958 .....	---	---	31.2	25.0	20.0	17.6	19.3	21.7	21.6	23.8	25.7	30.1	20.1
1959 .....	---	---	25.3	25.5	22.6	22.1	21.9	20.3	21.8	22.4	27.5	30.0	23.0
1960 .....	---	---	35.4	24.7	24.3	24.2	21.9	21.2	21.7	25.4	26.0	---	24.1
1961 1/ ..	---	---	26.0	26.3	20.4	20.0	20.5	18.6	19.1	19.5	20.0	---	21.2
<b>Group Total:</b>													
1954 .....	---	---	---	23.5	23.8	21.6	22.3	21.1	20.7	23.3	28.3	---	22.9
1955 .....	---	---	---	26.1	24.0	24.9	25.0	22.8	22.4	23.9	27.2	---	24.2
1956 .....	---	---	---	26.6	20.3	20.7	21.1	20.2	19.6	21.1	21.1	22.2	20.6
1957 .....	---	---	---	20.9	17.4	15.9	17.3	19.9	17.6	22.8	30.0	30.0	17.7
1958 .....	---	---	31.2	25.1	19.1	17.2	19.3	21.7	21.6	23.8	25.7	30.1	19.3
1959 .....	---	---	25.3	25.9	20.8	21.1	21.9	20.3	21.8	22.4	27.5	30.0	21.8
1960 .....	---	---	35.4	25.0	22.3	22.0	21.9	21.2	21.7	25.4	26.0	---	22.8
1961 1/ ..	---	---	26.0	26.7	20.2	19.4	20.5	18.6	19.1	19.5	20.0	---	20.8

1/ 1961 preliminary.

Table 26.--Strawberries: Prices received per pound by farmers for fresh market--Con.

State, season, and year	Jan.	Feb.	Mar.	Apr.	May	June	July	Aug.	Sept.	Oct.	Nov.	Dec.	Season average
	Cts.	Cts.	Cts.	Cts.	Cts.	Cts.	Cts.	Cts.	Cts.	Cts.	Cts.	Cts.	Cts.
<b>LATE SPRING</b>													
<b>Maine:</b>													
1954 .....	---	---	---	---	---	31.1	31.1	31.1	---	---	---	---	31.1
1955 .....	---	---	---	---	---	30.0	30.0	---	---	---	---	---	30.0
1956 .....	---	---	---	---	---	35.0	29.0	29.0	---	---	---	---	29.2
1957 .....	---	---	---	---	---	29.4	30.0	---	---	---	---	---	29.9
1958 .....	---	---	---	---	---	31.5	24.3	---	---	---	---	---	24.4
1959 .....	---	---	---	---	---	33.5	35.7	---	---	---	---	---	35.5
1960 .....	---	---	---	---	---	29.5	27.0	---	---	---	---	---	27.4
1961 1/ ..	---	---	---	---	---	28.0	30.0	---	---	---	---	---	29.8
<b>Massachusetts:</b>													
1954 .....	---	---	---	---	---	28.3	33.3	---	---	---	---	---	28.3
1955 .....	---	---	---	---	---	28.6	---	---	---	---	---	---	28.6
1956 .....	---	---	---	---	---	27.5	26.5	---	---	---	---	---	27.0
1957 .....	---	---	---	---	---	27.5	30.0	---	---	---	---	---	27.6
1958 .....	---	---	---	---	---	26.5	24.9	---	---	---	---	---	25.9
1959 .....	---	---	---	---	---	32.6	37.0	---	---	---	---	---	33.4
1960 .....	---	---	---	---	---	27.0	31.0	---	---	---	---	---	27.9
1961 1/ ..	---	---	---	---	---	30.5	30.5	---	---	---	---	---	30.5
<b>Connecticut:</b>													
1954 .....	---	---	---	---	---	32.2	36.1	---	---	---	---	---	32.2
1955 .....	---	---	---	---	---	30.6	---	---	---	---	---	---	30.6
1956 .....	---	---	---	---	---	28.0	30.0	---	---	---	---	---	28.5
1957 .....	---	---	---	---	---	28.4	---	---	---	---	---	---	28.4
1958 .....	---	---	---	---	---	26.6	25.0	---	---	---	---	---	26.2
1959 .....	---	---	---	---	---	34.2	40.0	---	---	---	---	---	34.4
1960 .....	---	---	---	---	---	27.4	27.4	---	---	---	---	---	27.4
1961 1/ ..	---	---	---	---	---	29.5	32.0	---	---	---	---	---	29.6
<b>New York:</b>													
1954 .....	---	---	---	---	---	26.4	---	---	---	---	---	---	26.4
1955 .....	---	---	---	---	---	25.3	23.8	---	---	---	---	---	25.3
1956 .....	---	---	---	---	---	25.2	23.3	---	---	---	---	---	24.6
1957 .....	---	---	---	---	---	21.4	21.9	---	---	---	---	---	21.4
1958 .....	---	---	---	---	---	25.7	23.7	---	---	---	---	---	25.1
1959 .....	---	---	---	---	---	27.9	23.9	---	---	---	---	---	27.4
1960 .....	---	---	---	---	---	27.4	22.4	---	---	---	---	---	27.0
1961 1/ ..	---	---	---	---	---	25.2	24.6	---	---	---	---	---	25.1
<b>New Jersey:</b>													
1954 .....	---	---	---	---	28.6	26.5	---	---	---	---	---	---	26.9
1955 .....	---	---	---	---	25.0	19.7	---	---	---	---	---	---	20.8
1956 .....	---	---	---	---	---	22.2	---	---	---	---	---	---	22.2
1957 .....	---	---	---	---	25.0	18.3	---	---	---	---	---	---	20.5
1958 .....	---	---	---	---	27.5	17.2	21.4	---	---	---	---	---	17.3
1959 .....	---	---	---	---	21.5	17.6	---	---	---	---	---	---	20.6
1960 .....	---	---	---	---	25.0	20.9	---	---	---	---	---	---	21.4
1961 1/ ..	---	---	---	---	24.9	19.5	---	---	---	---	---	---	19.7
<b>Pennsylvania:</b>													
1954 .....	---	---	---	---	24.2	27.2	---	---	---	---	---	---	26.4
1955 .....	---	---	---	---	25.8	23.6	---	---	---	---	---	---	24.2
1956 .....	---	---	---	---	24.4	26.4	25.3	---	---	---	---	---	25.8
1957 .....	---	---	---	---	29.0	21.5	21.5	---	---	---	---	---	21.9
1958 .....	---	---	---	---	23.3	21.5	20.0	---	---	---	---	---	21.5
1959 .....	---	---	---	---	25.5	23.0	23.0	---	---	---	---	---	23.2
1960 .....	---	---	---	---	27.9	22.5	21.6	---	---	---	---	---	22.6
1961 1/ ..	---	---	---	---	26.0	23.0	21.3	---	---	---	---	---	22.9

1/ 1961 preliminary.

Table 26.--Strawberries: Prices received per pound by farmers for fresh market--Con.

State, season, and year	Jan.	Feb.	Mar.	Apr.	May	June	July	Aug.	Sept.	Oct.	Nov.	Dec.	Season average
	Cts.	Cts.	Cts.	Cts.	Cts.	Cts.	Cts.	Cts.	Cts.	Cts.	Cts.	Cts.	Cts.
<b>LATE SPRING, Con:</b>													
<b>Ohio:</b>													
1954	---	---	---	---	33.1	28.3	---	---	---	---	---	---	28.3
1955	---	---	---	---	25.0	24.0	---	---	---	---	---	---	24.0
1956	---	---	---	---	---	23.5	23.5	---	---	---	---	---	23.5
1957	---	---	---	---	24.0	22.0	---	---	---	---	---	---	22.0
1958	---	---	---	---	25.0	22.4	22.0	---	---	---	---	---	22.5
1959	---	---	---	---	23.4	23.6	---	---	---	---	---	---	23.5
1960	---	---	---	---	---	24.0	25.0	---	---	---	---	---	24.0
1961 1/	---	---	---	---	24.5	22.5	23.0	---	---	---	---	---	22.6
<b>Indiana:</b>													
1954	---	---	---	---	28.1	24.2	---	---	---	---	---	---	26.4
1955	---	---	---	---	19.7	20.3	---	---	---	---	---	---	19.7
1956	---	---	---	---	18.1	16.7	---	---	---	---	---	---	17.2
1957	---	---	---	---	16.9	15.8	---	---	---	---	---	---	16.5
1958	---	---	---	---	18.9	16.3	---	---	---	---	---	---	16.5
1959	---	---	---	---	19.0	19.0	---	---	---	---	---	---	19.0
1960	---	---	---	---	19.0	19.0	---	---	---	---	---	---	19.0
1961 1/	---	---	---	---	19.0	18.0	---	---	---	---	---	---	18.0
<b>Michigan:</b>													
1954	---	---	---	---	---	22.8	22.8	---	---	---	---	---	22.8
1955	---	---	---	---	22.8	22.5	22.2	---	---	---	---	---	22.5
1956	---	---	---	---	---	17.6	18.7	---	---	---	---	---	18.1
1957	---	---	---	---	---	15.9	16.5	---	---	---	---	---	16.0
1958	---	---	---	---	---	17.2	17.0	---	---	---	---	---	17.2
1959	---	---	---	---	---	16.8	19.0	---	---	---	---	---	17.0
1960	---	---	---	---	---	19.3	18.3	---	---	---	---	---	19.0
1961 1/	---	---	---	---	---	18.4	18.9	---	---	---	---	---	18.5
<b>Wisconsin:</b>													
1954	---	---	---	---	---	22.5	22.2	---	---	---	---	---	22.2
1955	---	---	---	---	---	21.9	21.9	---	---	---	---	---	21.9
1956	---	---	---	---	---	19.4	19.4	---	---	---	---	---	19.4
1957	---	---	---	---	---	18.5	16.8	---	---	---	---	---	17.0
1958	---	---	---	---	---	20.0	17.5	---	---	---	---	---	16.0
1959	---	---	---	---	---	20.0	19.4	---	---	---	---	---	19.7
1960	---	---	---	---	---	26.2	21.5	---	---	---	---	---	21.7
1961 1/	---	---	---	---	---	23.1	23.1	---	---	---	---	---	23.1
<b>Iowa:</b>													
1954	---	---	---	---	---	33.9	22.2	---	---	---	---	---	29.2
1955	---	---	---	---	26.8	24.3	26.8	---	---	---	---	---	25.6
1956 2/	---	---	---	---	---	27.5	26.5	---	---	---	---	---	27.0
<b>Utah:</b>													
1954	---	---	---	---	23.9	23.3	25.0	---	---	---	---	---	23.6
1955	---	---	---	---	---	23.4	25.2	22.6	---	---	---	---	24.0
1956	---	---	---	---	---	27.5	26.8	24.8	26.8	---	---	---	27.0
1957	---	---	---	---	30.0	20.0	19.0	20.0	20.0	---	---	---	19.8
1958	---	---	---	---	24.0	18.2	21.0	17.0	---	---	---	---	18.3
1959	---	---	---	---	29.5	20.7	20.5	20.0	---	---	---	---	21.0
1960	---	---	---	---	29.0	22.1	21.5	---	---	---	---	---	22.5
1961 1/	---	---	---	---	28.0	21.2	20.4	---	---	---	---	---	21.5

1/ 1961 preliminary. 2/ Discontinued 1956.

Table 26.--Strawberries: Prices received per pound by farmers for fresh market--Con.

State, season, and year	Jan.	Feb.	Mar.	Apr.	May	June	July	Aug.	Sept.	Oct.	Nov.	Dec.	Season average
	Ct.	Ct.	Ct.	Ct.	Ct.	Ct.	Ct.	Ct.	Ct.	Ct.	Ct.	Ct.	Ct.
<b>LATE SPRING, Con:</b>													
<b>Washington:</b>													
1954 .....	---	---	---	---	---	19.4	18.9	---	---	---	---	---	19.2
1955 .....	---	---	---	---	---	20.3	20.3	20.3	---	---	---	---	20.3
1956 .....	---	---	---	---	---	20.4	20.4	---	---	---	---	---	20.4
1957 .....	---	---	---	---	---	13.0	14.0	---	---	---	---	---	13.0
1958 .....	---	---	---	---	19.0	16.0	15.0	---	---	---	---	---	16.0
1959 .....	---	---	---	---	---	18.5	18.6	---	---	---	---	---	18.5
1960 .....	---	---	---	---	---	22.0	20.0	---	---	---	---	---	21.7
1961 1/ ..	---	---	---	---	---	16.5	16.5	---	---	---	---	---	16.5
<b>Oregon:</b>													
1954 .....	---	---	---	---	31.7	21.9	20.3	---	---	---	---	---	21.7
1955 .....	---	---	---	---	---	20.3	19.4	---	---	---	---	---	20.0
1956 .....	---	---	---	---	22.0	18.0	18.0	---	---	---	---	---	18.2
1957 .....	---	---	---	---	17.0	13.0	11.0	---	---	---	---	---	12.7
1958 .....	---	---	---	---	28.0	24.2	---	---	---	---	---	---	25.1
1959 .....	---	---	---	---	---	26.5	25.0	---	---	---	---	---	26.2
1960 .....	---	---	---	---	29.0	21.3	15.3	---	---	---	---	---	17.6
1961 1/ ..	---	---	---	---	16.0	14.1	---	---	---	---	---	---	15.1
<b>Group Total:</b>													
1954 .....	---	---	---	---	27.6	24.9	22.6	31.1	---	---	---	---	24.7
1955 .....	---	---	---	---	23.0	23.0	22.5	21.6	25.2	---	---	---	22.9
1956 .....	---	---	---	---	19.0	21.3	21.9	26.5	26.8	---	---	---	21.4
1957 .....	---	---	---	---	21.8	18.1	18.2	20.0	20.0	---	---	---	18.4
1958 .....	---	---	---	---	24.4	19.2	19.4	17.0	---	---	---	---	19.4
1959 .....	---	---	---	---	21.2	20.9	22.8	20.0	---	---	---	---	21.1
1960 .....	---	---	---	---	23.1	22.1	20.2	---	---	---	---	---	21.7
1961 1/ ..	---	---	---	---	24.1	20.4	21.2	---	---	---	---	---	20.6

1/ 1961 preliminary.



Growth Through Agricultural Progress

Vg 2-3 (62)

**END**