



AgEcon SEARCH
RESEARCH IN AGRICULTURAL & APPLIED ECONOMICS

The World's Largest Open Access Agricultural & Applied Economics Digital Library

This document is discoverable and free to researchers across the globe due to the work of AgEcon Search.

Help ensure our sustainability.

Give to AgEcon Search

AgEcon Search
<http://ageconsearch.umn.edu>
aesearch@umn.edu

*Papers downloaded from **AgEcon Search** may be used for non-commercial purposes and personal study only. No other use, including posting to another Internet site, is permitted without permission from the copyright owner (not AgEcon Search), or as allowed under the provisions of Fair Use, U.S. Copyright Act, Title 17 U.S.C.*

SB 222 (1958)

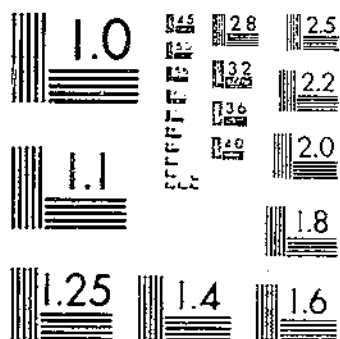
USDA STATISTICAL BULLETINS

UPDATA

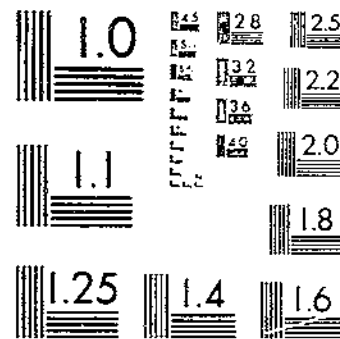
ANNUAL REPORT ON TOBACCO STATISTICS, 1957

1 OF 1

START



MICROCOPY RESOLUTION TEST CHART
NATIONAL BUREAU OF STANDARDS-1963-A



MICROCOPY RESOLUTION TEST CHART
NATIONAL BUREAU OF STANDARDS-1963-A

ANNUAL REPORT ON TOBACCO STATISTICS, 1957

Prepared by the
Tobacco Division

This is the twenty-second in a series
of annual reports on tobacco statistics
authorized and requested by Congress
on August 27, 1945.

STATISTICAL BULLETIN NO. 222
UNITED STATES DEPARTMENT OF AGRICULTURE
AGRICULTURAL MARKETING SERVICE
Washington, D. C. March 1958

CONTENTS

| | Page |
|--|------|
| INTRODUCTION..... | 4 |
| PRODUCTION AREAS AND MARKETS: | |
| Brief Classification of leaf tobacco..... | 5 |
| Map: Tobacco, auction markets and producing areas..... | 7 |
| Map: Tobacco, cigar-leaf producing areas and principal marketing points..... | 8 |
| LEAF PRODUCTION, DISAPPEARANCE, PRICE, AND CROP VALUE: | |
| Table 1.--Acreage, yield per acre, production, stocks, supply, total disappearance, exports, domestic use, average price per pound to growers, and crop value of different types of tobacco in the United States and Puerto Rico, by crop years..... | 9 |
| Table 2.--Acreage, yield per acre, production, price per pound, and crop value of tobacco in the United States, by States and by classes and types within States, by years..... | 15 |
| Table 3.--Cash receipts from tobacco compared with total cash receipts from all farm commodities, selected States and United States, by calendar years..... | 20 |
| Table 4.--Number of allotments and acreages allotted, by States and kinds of tobacco for which marketing quotas were in effect..... | 21 |
| STOCKS OF LEAF TOBACCO: | |
| Table 5.--Average percentage of weight remaining after handling, sweating, drying, and stemming, and factors used for adjusting stocks reported by dealers and manufacturers to a farm-sales-weight equivalent, by types of tobacco..... | 22 |
| Table 6.--Stocks of leaf tobacco, by types, as reported and on a farm-sales-weight equivalent basis, owned by dealers and manufacturers in the United States and Puerto Rico, by quarters..... | 23 |
| Table 7.--Stocks of foreign-grown cigar leaf, and cigarette and smoking tobacco, by types, as reported and on an unstemmed basis, owned by dealers and manufacturers in the United States, by quarters..... | 29 |
| Table 8.--Total stocks of leaf tobacco, as reported and on a farm-sales-weight equivalent basis, for domestic types and unstemmed basis for foreign-grown tobacco, owned by dealers and manufacturers in the United States and Puerto Rico, by quarters..... | 30 |
| AUCTION MARKETS AND RELATED DATA: | |
| Table 9.--Sales and average prices of tobacco sold at auction in the United States, by types, States, and markets..... | 31 |
| Table 10.--Hoophead dimensions and weights, by class or type of tobacco..... | 35 |
| Table 11.--Opening and closing dates of marketing seasons, warehouses, and buyers of tobaccos sold at auction in the United States, by types, States, and markets..... | 36 |
| Table 12.--Auction sales warehouses changed by types, States, and markets..... | 41 |
| Table 13.--Schedule of bid intervals in effect on tobacco auction markets, by types..... | 42 |
| Table 14.--Quantity of tobacco financed by Commodity Credit Corporation, disposition, and as percentage of total crop, by kinds of tobacco and year grown..... | 43 |
| Table 15.--Stability price and applicable loan level per pound of tobacco, as of beginning of marketing year, by class or type of tobacco..... | 44 |
| MANUFACTURED PRODUCTS, TAX RATE, REMOVALS, AND REVENUE DERIVED: | |
| Table 16.--Large cigar removed tax-paid for domestic consumption, by calendar years..... | 45 |
| Table 17.--Cigars, cigarettes, smoking tobacco, smoking tobacco, and snuff manufactured and removed tax-paid and tax-free, in the United States, by calendar years..... | 46 |
| Table 18.--Rates of Federal tax on tobacco products in the United States, as imposed by the Internal Revenue Acts of 1920 and 1931..... | 47 |
| Table 19.--Receipts from Federal taxes on tobacco products in the United States, by type of product, fiscal years..... | 48 |
| Table 20.--Wholesale cigarette price revision, 1941 to date..... | 48 |

MANUFACTURED PRODUCTS, TAX RATES, CONSUMPTION, AND REVENUE DERIVED--Continued

| | |
|---|----|
| Table 21.--Average annual prices paid for cigarettes and smoking tobacco, by farmers in the United States.... | 48 |
| Table 22.--Tobacco products: Consumption per capita, 15 years and over, in the United States, by calendar years..... | 49 |
| Table 23.--Estimated consumer expenditures for tobacco products in the United States, by type of product, calendar years..... | 49 |
| Table 24.--State tax rates on cigarettes and other tobacco products in the United States..... | 50 |
| Table 25.--Receipts from State taxes on tobacco products in the United States..... | 52 |
| TOBACCO INDUSTRY EMPLOYMENT AND EARNINGS: | |
| Table 26.--Production workers, gross earnings, and hours, in the tobacco manufacturing industry, in the United States..... | 53 |
| EXPORTS AND IMPORTS: | |
| Table 27.--United States exports of tobacco to principal importing countries, by types, crop years..... | 54 |
| Table 28.--Exports of unmanufactured tobacco from the United States, quantity and value, by types, calendar years..... | 58 |
| Table 29.--Exports of unmanufactured tobacco from the United States, to principal importing countries, calendar years..... | 58 |
| Table 30.--Tobacco products: United States exports, fiscal years..... | 59 |
| Table 31.--United States exports of cigarettes, by countries, fiscal years..... | 59 |
| Table 32.--United States imports of unmanufactured tobacco for consumption, by countries, fiscal years..... | 60 |
| Table 33.--Imports of tobacco products for consumption in the United States, by countries, fiscal years..... | 61 |
| Table 34.--Shipments of tobacco leaf and products from Puerto Rico to the United States, fiscal years..... | 61 |
| Table 35.--Tariff rates on different kinds of tobacco and tobacco products imported into the United States, under the Tariff Act of 1930 and subsequent Trade Agreements..... | 62 |
| Table 36.--Receipts from import duties on tobacco and tobacco products in the United States, fiscal years.... | 63 |
| Table 37.--Import duty on tobacco in selected foreign countries importing from the United States..... | 63 |
| FOREIGN: | |
| Table 38.--Acreage and production of tobacco in specified countries..... | 67 |
| Table 39.--Production of flue-cured tobacco in specified countries..... | 68 |
| Table 40.--Canadian and Southern Rhodesian exports of flue-cured tobacco by country of destination..... | 68 |
| Table 41.--International trade in unmanufactured tobacco..... | 69 |
| INDEX..... | 70 |

INTRODUCTION

The Annual Report on Tobacco Statistics is a compilation of the most frequently used statistics relating to tobacco. Most of the data in this issue covers only the last 5 years; averages are included for earlier periods in some instances. Data covering longer periods may be found in the Annual Report on Tobacco Statistics for 1947.

Tobacco is a commodity that is important to agriculture and business and as a source of revenue for Federal, State, and local governments. Growers received \$1,170 million for the 1956 crop, and, in cash receipts to farmers, tobacco ranked fourth among the field crops. Total revenue derived from direct Federal and State tobacco taxes during the 1956-57 fiscal year was more than \$2,225 million.

In 1956 leaf tobacco exports were valued at \$334 million and ranked third in value among agricultural export classifications. Cigarette consumption, as indicated by tax-paid removals, totaled 393 billion cigarettes in 1956. Estimated consumer expenditures for all tobacco products in the United States were about \$5.9 billion.

BRIEF CLASSIFICATION OF LEAF TOBACCO

(Covering classes, types, and groups)

CLASS 1, FLUE-CURED TYPES

- Type 11: Old Belt flue-cured; produced in the Piedmont sections of Virginia and North Carolina.
Type 12: Eastern North Carolina flue-cured; produced in the coastal sections of North Carolina, north of the South River.
Type 13: South Carolina flue-cured; produced in the coastal sections of South Carolina and the southeastern counties of North Carolina, south of the South River.
Type 14: Georgia and Florida flue-cured; produced in southern Georgia and northern Florida.

Groups applicable to Types 11, 12, 13, and 14:

A, wrappers. B, leaf. H, smoking leaf.
C, cutters. X, lugs. P, primings.
N, nondescript. S, scrap.

CLASS 2, FIRE-CURED TYPES

- Type 21: Virginia fire-cured; produced in the Piedmont and mountain sections of Virginia.
Type 22: Tennessee-Kentucky fire-cured, eastern district, Clarksville, Springfield, and Hopkinsville; produced in a section east of the Tennessee River, in southern Kentucky and northern Tennessee.
Type 23: Kentucky-Tennessee fire-cured, western district, Mayfield, and Murray; produced in a section between the Tennessee, Ohio, and Mississippi rivers in western Kentucky and northwestern Tennessee.

Groups applicable to Types 21, 22, and 23:

A, wrappers. B, heavy leaf. C, thin leaf. T, short leaf. X, lugs. N, nondescript. S, scrap.

CLASS 3, AIR-CURED TYPES

LIGHT AIR-CURED (CLASS 3a)

- Type 31: Burley; produced in Kentucky, Tennessee, Ohio, Indiana, West Virginia, Virginia, North Carolina, and Missouri.

Groups applicable to Type 31:

B, leaf. T, tips. C, lugs or cutters. X, flyings.
M, mixed group. N, nondescript. S, scrap.

- Type 31-V: low nicotine Burley; produced in Kentucky.

Groups applicable to Type 31-V:

None.

- Type 32: Southern Maryland; produced in five counties of southern Maryland--Prince Georges, Anne Arundel, Calvert, Charles, and St. Marys.

Groups and subgroups applicable to Type 32:

B, heavy-crop. T, tips. C, thin-crop. X, seconds. P, ground leaves. N, nondescript.
S, scrap.

DARK AIR-CURED (CLASS 3b)

- Type 35: One Sucker; produced in north-central Tennessee and south-central Kentucky.

- Type 36: Green River; produced in the northern part of Kentucky in the territory adjacent to Owensboro and Henderson.
Type 37: Virginia sun-cured; produced in central Virginia, north of the James River.

Groups applicable to Types 35, 36, and 37:

A, wrappers. B, heavy leaf. C, thin leaf.
T, tips. X, lugs. N, nondescript.
S, scrap.

CLASS 4, CIGAR-FILLER TYPES

- Type 41: Pennsylvania Seedleaf; produced in Lancaster County, Pa., and the adjoining counties.

Type 42-44: Ohio filler:

- Type 42: Gebhardt; produced in the Miami Valley section of Ohio and extending into Indiana.
Type 43: Zimmer; produced in the Miami Valley section of Ohio and extending into Indiana.
Type 44: Dutch; produced in the Miami Valley section of Ohio.

Groups applicable to Types 41 and 42-44:

C, strippers (farm wrappers, tops, and binders).
X, crop-run (stemming). Y, farm fillers or ground leaves. N, nondescript. S, scrap.

- Type 46: Puerto Rican sun-grown, including primed (Deshojado) and stalk-cut (Mata); produced on the Island of Puerto Rico.

Groups applicable to Type 46:

C, superior. X, inferior. Y, rabia and sentido.
S, scrap. N, nondescript.

CLASS 5, CIGAR-BINDER TYPES

- Type 51: Connecticut Broadleaf; produced in the Connecticut Valley sections of Connecticut and Massachusetts.
Type 52: Connecticut Havana Seed; produced in the Connecticut and Housatonic Valley sections of Connecticut and Massachusetts.

Groups applicable to Types 51 and 52:

B, binders, (R, binder pickers). X, crop-run (stemming). N, nondescript. S, scrap.

- Type 53: New York and Pennsylvania Havana Seed; produced in the Big Flats and Onondaga sections of New York, and extending into Pennsylvania.
Type 54: Southern Wisconsin; produced in Wisconsin, south and east of the Wisconsin River.
Type 55: Northern Wisconsin; produced in Wisconsin, north and west of the Wisconsin River, and in eastern Minnesota.

Groups applicable to Types 53, 54, and 55:

B, binders, (R, binder pickers). C, strippers (sorted non-binder). X, crop-run (stemming). Y, farm fillers. N, nondescript. S, scrap.

CLASS 6, CIGAR WRAPPER TYPES

Type 61: Connecticut Shade; produced in the Connecticut Valley sections of Connecticut and Massachusetts.

Type 62: Georgia and Florida Shade; produced in southwestern Georgia and north-central Florida.

Groups applicable to Types 61 and 62:

A, wrappers. B, stout wrappers and binders.
C, fillers or tips. N, nondescript. S, scrap.

MISCELLANEOUS TYPES OF DOMESTIC TOBACCO

Type 72: Louisiana Perique.

Type 73: All domestic types of tobacco not otherwise classified.

Type 77: Domestic Aromatic.

FOREIGN TYPES

Type 81: Cuba (Havana).

Type 82: Sumatra and Java.

Groups applicable to Types 81 and 82:

A, wrappers. C, fillers. S, scrap.

Type 83: Philippine Islands (Manila).

Groups applicable to Type 83:

C, fillers. S, scrap.

Type 84: All foreign-grown cigar-leaf not otherwise classified.

Type 90: Foreign-grown cigarette and smoking tobacco (Turkish and other).

TOBACCO

AUCTION MARKETS AND PRODUCING AREAS, 1956-57

(CIGAR LEAF PRODUCING AREAS NOT SHOWN)



TYPE AREAS INDICATED BY NUMBERS 11-37

MARKETS THAT SELL TWO OR MORE TYPES:

- MUSSELSVILLE, KY. TYPES 31 AND 35
- OWENSBORO, KY. TYPES 31 AND 36
- HOPKINSVILLE, KY. TYPES 22 AND 31
- CLARKSVILLE, TENN. TYPES 23 AND 31
- SPRINGFIELD, TENN. TYPES 22, 31, AND 35
- WAYFIELD, KY. TYPES 23, 31, AND 36
- MURRAY, KY. TYPES 23 AND 35
- PARMELINE, KY. TYPES 31 AND 35

* MARKETS THAT SHARE SETS OF BUYERS

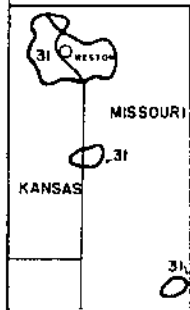
- TYPE 31: LOUISVILLE, KY. AND NEW ALBANY, IND. 2 SETS
- WAYFIELD AND PADUCAH, KY. 1 SET
- COLUMBIA AND MT. PLEASANT, TENN. 1 SET
- FRANKLIN AND MUSSELSVILLE, KY. 1 SET
- ATHENS AND SWEETWATER, TENN. 1 SET
- HOPKINS BREEZE AND HORSE CAVE, KY. 1 SET
- (IN ADDITION TO 1 FULL SET EACH)
- TYPE 35: FRANKLIN, RUSSELLVILLE, WAYFIELD, AND MURRAY, KY. AND SPRINGFIELD AND WESTMORELAND, TENN. 2 SETS

IN FLUE-CURED, A FEW MARKETS ARE INCLUDED IN ONE TYPE GROUPING ON THE BASIS OF OPENING DATE, BUT ARE LOCATED IN ANOTHER TYPE AREA.

ALL MARKETS ARE OFFICIALLY INSPECTED.

BALTIMORE IS NOT AN AUCTION CENTER. IT IS A WOODHEAD MARKET.

SMALL NUMBERS WITHIN CIRCLES REPRESENT NUMBER OF SETS OF BUYERS.



U. S. DEPARTMENT OF AGRICULTURE

NEG. 4664-57 (11) AGRICULTURAL MARKETING SERVICE

TOBACCO

CIGAR-LEAF GROWING DISTRICTS OF THE UNITED STATES

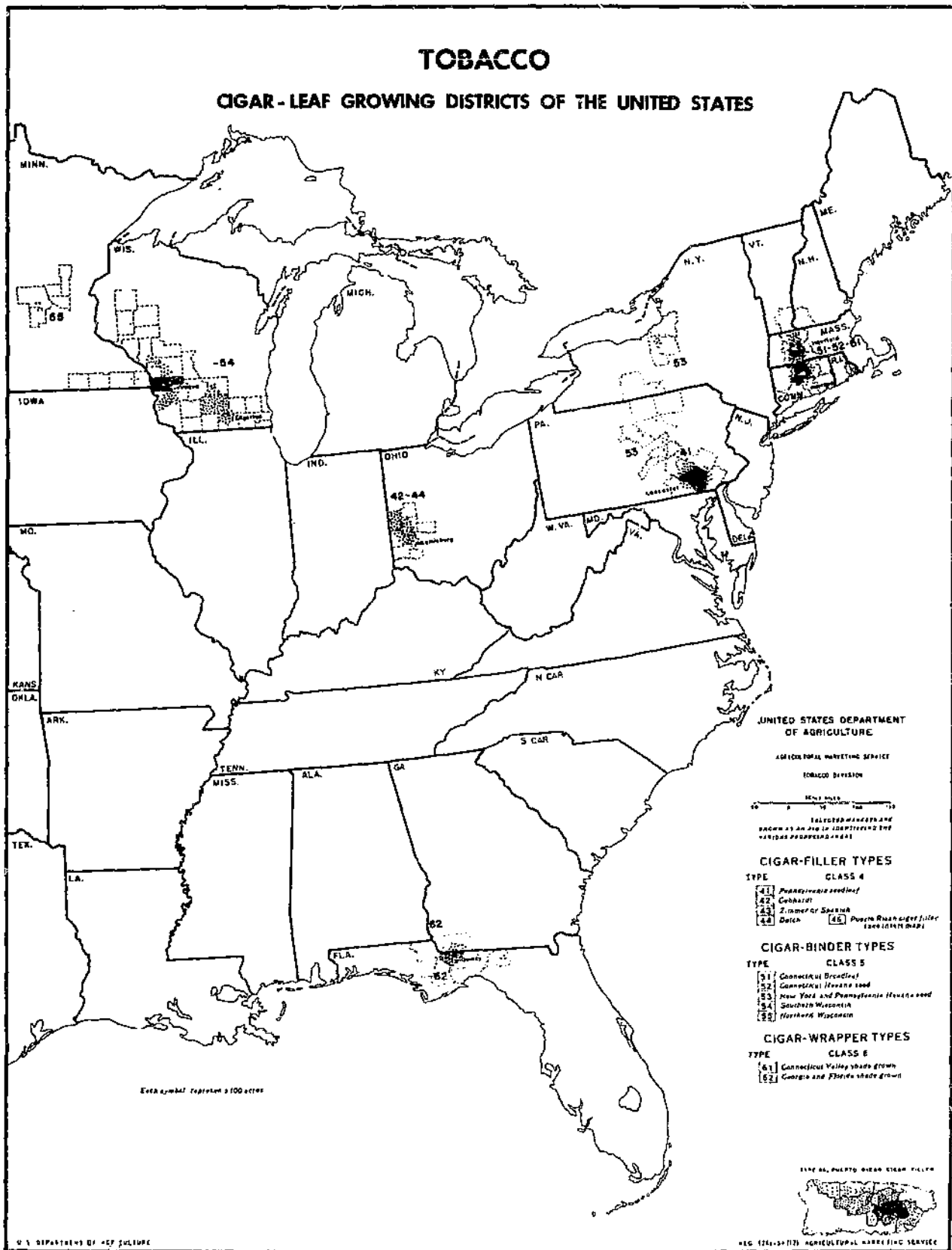


TABLE 1.--Acreage, yield per acre, production, stocks, supply, total disappearance, exports, domestic use, average price per pound to growers, and crop value of different types of tobacco in the United States and Puerto Rico by crop years, average 1934-38, annual 1950-57

(Farm-sales weight basis)

TYPES 11-62, TOTAL U. S. AND PUERTO RICO

| Crop year | Acreage | Yield per acre | Production | Stocks | Supply | Disappearance ¹ | | | Average price per pound to growers | Crop value |
|-------------------|-----------|----------------|------------|-----------|-----------|----------------------------|----------------------|-----------------------|------------------------------------|------------|
| | | | | | | Total | Exports ² | Domestic ³ | | |
| 1934-38 | 1,543,760 | 859 | 1,322,477 | 2,246,690 | 3,569,167 | 1,356,581 | 467,001 | 889,580 | 20.5 | 269,811 |
| 1950 | 1,632,600 | 1,259 | 2,054,907 | 3,139,736 | 5,194,643 | 2,003,630 | 523,567 | 1,480,063 | 51.4 | 1,055,595 |
| 1951 | 1,813,300 | 1,301 | 2,359,421 | 3,191,013 | 5,550,434 | 2,105,577 | 583,994 | 1,521,583 | 50.8 | 1,199,592 |
| 1952 | 1,807,000 | 1,267 | 2,290,145 | 3,444,857 | 5,735,002 | 2,083,431 | 497,941 | 1,585,490 | 49.6 | 1,135,870 |
| 1953 | 1,673,100 | 1,251 | 2,093,162 | 3,651,571 | 5,744,733 | 2,027,818 | 515,339 | 1,512,479 | 51.9 | 1,086,478 |
| 1954 | 1,704,100 | 1,336 | 2,277,495 | 3,716,915 | 5,994,410 | 1,958,384 | 515,515 | 1,442,869 | 50.8 | 1,157,058 |
| 1955 | 1,530,300 | 1,452 | 2,222,702 | 4,036,026 | 6,258,728 | 2,087,309 | 647,832 | 1,439,477 | 52.8 | 1,173,053 |
| 1956 ⁴ | 1,393,700 | 1,581 | 2,202,848 | 4,171,419 | 6,374,267 | 1,960,423 | 556,719 | 1,403,704 | 53.4 | 1,177,081 |
| 1957 ⁴ | 1,155,700 | 1,481 | 1,707,152 | 4,413,844 | 6,120,996 | | | | | |

TYPES 11-14, TOTAL FLUE-CURED

| | | | | | | | | | | |
|-------------------|-----------|-------|-----------|-----------|-----------|-----------|---------|---------|------|---------|
| 1934-38 | 863,160 | 856 | 741,006 | 844,905 | 1,585,911 | 704,339 | 366,057 | 338,282 | 22.9 | 167,881 |
| 1950 | 958,400 | 1,312 | 1,257,280 | 1,484,479 | 2,741,759 | 1,184,225 | 427,690 | 756,535 | 54.7 | 688,298 |
| 1951 | 1,110,100 | 1,309 | 1,452,700 | 1,557,534 | 3,010,234 | 1,279,441 | 502,186 | 777,255 | 52.4 | 760,924 |
| 1952 | 1,111,300 | 1,229 | 1,365,341 | 1,730,793 | 3,096,134 | 1,244,207 | 416,558 | 827,649 | 50.3 | 686,735 |
| 1953 | 1,021,800 | 1,245 | 1,272,200 | 1,851,927 | 3,124,127 | 1,208,985 | 431,314 | 777,671 | 52.8 | 671,657 |
| 1954 | 1,042,200 | 1,261 | 1,314,408 | 1,915,142 | 3,229,550 | 1,172,966 | 428,793 | 744,173 | 52.7 | 692,430 |
| 1955 | 990,700 | 1,497 | 1,483,045 | 2,056,584 | 3,339,629 | 1,281,330 | 553,026 | 728,304 | 52.7 | 782,008 |
| 1956 ⁴ | 875,300 | 1,625 | 1,422,538 | 2,258,299 | 3,680,837 | 1,169,535 | 465,070 | 704,465 | 51.5 | 732,598 |
| 1957 ⁴ | 662,700 | 1,485 | 984,351 | 2,511,302 | 3,495,653 | | | | | |

TYPES 21-24, TOTAL FIRE-CURED

| | | | | | | | | | | |
|-------------------|---------|-------|---------|---------|---------|---------|--------|--------|------|--------|
| 1934-38 | 135,180 | 811 | 108,939 | 194,180 | 303,119 | 121,697 | 69,762 | 51,935 | 10.2 | 11,226 |
| 1950 | 52,900 | 1,102 | 58,273 | 164,875 | 223,148 | 75,937 | 39,277 | 36,660 | 31.2 | 18,154 |
| 1951 | 49,000 | 1,215 | 59,529 | 147,211 | 206,740 | 59,846 | 27,641 | 32,205 | 40.0 | 23,822 |
| 1952 | 47,400 | 1,228 | 58,217 | 146,894 | 205,111 | 58,778 | 29,158 | 29,620 | 37.6 | 21,880 |
| 1953 | 48,300 | 1,013 | 48,917 | 146,333 | 195,250 | 61,235 | 28,259 | 32,976 | 33.8 | 16,518 |
| 1954 | 52,000 | 1,197 | 62,223 | 134,015 | 196,238 | 59,136 | 29,180 | 29,956 | 37.8 | 23,506 |
| 1955 | 48,200 | 1,353 | 65,212 | 137,102 | 202,314 | 64,654 | 33,361 | 31,293 | 37.3 | 24,274 |
| 1956 ⁴ | 47,000 | 1,501 | 70,566 | 137,660 | 208,226 | 62,604 | 30,267 | 32,337 | 36.6 | 25,212 |
| 1957 ⁴ | 36,900 | 1,494 | 55,130 | 145,622 | 200,752 | | | | | |

TYPE 21 VIRGINIA FIRE-CURED

| | | | | | | | | | | |
|-------------------|--------|-------|--------|--------|--------|--------|--------|-------|------|-------|
| 1934-38 | 23,060 | 792 | 18,158 | 30,580 | 48,738 | 20,072 | 11,556 | 8,516 | 11.4 | 2,066 |
| 1950 | 9,800 | 1,310 | 12,838 | 23,078 | 35,916 | 11,303 | 5,352 | 5,951 | 36.3 | 4,660 |
| 1951 | 10,000 | 1,340 | 13,400 | 24,613 | 38,013 | 11,008 | 4,657 | 6,351 | 39.2 | 5,253 |
| 1952 | 9,800 | 1,250 | 12,250 | 27,005 | 39,255 | 10,556 | 5,035 | 5,521 | 35.5 | 4,349 |
| 1953 | 9,900 | 930 | 9,207 | 28,699 | 37,906 | 11,673 | 4,770 | 6,903 | 35.6 | 3,278 |
| 1954 | 10,000 | 1,060 | 10,600 | 26,233 | 36,833 | 10,218 | 4,211 | 6,007 | 34.4 | 3,646 |
| 1955 | 9,100 | 1,155 | 10,510 | 26,615 | 37,125 | 12,701 | 6,000 | 6,701 | 31.3 | 3,290 |
| 1956 ⁴ | 8,500 | 1,260 | 10,710 | 24,424 | 35,134 | 10,298 | 5,499 | 4,799 | 39.5 | 4,230 |
| 1957 ⁴ | 6,900 | 1,250 | 8,625 | 24,836 | 33,461 | | | | | |

See footnotes at end of table.

TABLE 1.--Acreage, yield per acre, production, stocks, supply, total disappearance, exports, domestic use, average price per pound to growers, and crop value of different types of tobacco in the United States and Puerto Rico, by crop years, average 1934-38, annual, 1950-57--Continued

(Farm-sales weight basis)

TYPE 22, TENNESSEE AND KENTUCKY FIRE-CURED (EASTERN DISTRICT)

| Crop year | Acreage | Yield per acre | Production | Stocks | Supply | Disappearance ¹ | | | Average price per pound to growers | Crop value |
|-------------------|--------------|----------------|---------------------|---------------------|---------------------|----------------------------|----------------------|-----------------------|------------------------------------|----------------------|
| | | | | | | Total | Exports ² | Domestic ³ | | |
| | <i>Acres</i> | <i>Pounds</i> | <i>1,000 pounds</i> | <i>1,000 pounds</i> | <i>1,000 pounds</i> | <i>1,000 pounds</i> | <i>1,000 pounds</i> | <i>1,000 pounds</i> | <i>Cents</i> | <i>1,000 dollars</i> |
| 1934-38 | 76,720 | 819 | 62,562 | 125,898 | 188,460 | 71,726 | Combined | | 14.8 | 6,846 |
| 1950 | 29,800 | 1,141 | 34,010 | 95,605 | 129,615 | 38,934 | | | 30.9 | 10,510 |
| 1951 | 28,200 | 1,230 | 34,684 | 90,681 | 125,365 | 29,728 | with | | 41.9 | 14,542 |
| 1952 | 28,200 | 1,233 | 34,782 | 95,637 | 130,419 | 36,082 | | | 39.1 | 13,594 |
| 1953 | 28,300 | 1,088 | 30,802 | 94,337 | 125,139 | 38,860 | type 23 | | 34.9 | 10,756 |
| 1954 | 29,700 | 1,259 | 37,386 | 86,279 | 123,665 | 38,896 | | | 40.8 | 15,254 |
| 1955 | 27,700 | 1,462 | 40,506 | 84,769 | 125,275 | 36,486 | | | 40.5 | 16,406 |
| 1956 ⁴ | 27,300 | 1,600 | 43,686 | 88,789 | 132,475 | 35,459 | | | 37.3 | 16,306 |
| 1957 ⁴ | 22,200 | 1,635 | 36,295 | 97,016 | 133,311 | | | | | |

TYPE 23, KENTUCKY AND TENNESSEE FIRE-CURED (WESTERN DISTRICT)

| | | | | | | | | | | |
|-------------------|--------|-------|--------|--------|--------|--------|---------|---------|------|-------|
| 1934-38 | 32,420 | 803 | 25,757 | 34,710 | 60,467 | 26,637 | (58,207 | 43,419) | 8.2 | 2,128 |
| 1950 | 13,300 | 859 | 11,425 | 45,847 | 57,272 | 25,685 | (33,925 | 30,709) | 26.1 | 2,984 |
| 1951 | 10,800 | 1,060 | 11,445 | 31,587 | 43,032 | 18,780 | (22,984 | 25,854) | 35.2 | 4,027 |
| 1952 | 9,400 | 1,190 | 11,185 | 24,252 | 35,437 | 12,140 | (24,123 | 24,099) | 35.2 | 3,937 |
| 1953 | 10,100 | 882 | 8,908 | 23,297 | 32,205 | 10,702 | (23,489 | 26,073) | 27.9 | 2,484 |
| 1954 | 12,300 | 1,157 | 14,237 | 21,503 | 35,740 | 10,022 | (24,969 | 23,949) | 32.4 | 4,606 |
| 1955 | 11,400 | 1,245 | 14,196 | 25,718 | 39,914 | 15,467 | (27,361 | 24,592) | 32.4 | 4,600 |
| 1956 ⁴ | 11,200 | 1,444 | 16,170 | 24,447 | 40,617 | 16,847 | (24,768 | 27,538) | 32.7 | 5,289 |
| 1957 ⁴ | 7,800 | 1,309 | 10,210 | 23,770 | 33,980 | | | | | |

TYPE 31, BURLEY

| | | | | | | | | | | |
|-------------------|---------|-------|---------|-----------|-----------|---------|--------|---------|------|---------|
| 1934-38 | 347,240 | 819 | 283,611 | 700,874 | 984,485 | 310,867 | 12,502 | 298,365 | 22.2 | 61,190 |
| 1950 | 408,300 | 1,222 | 499,023 | 1,000,243 | 1,499,266 | 517,995 | 30,011 | 487,984 | 49.0 | 244,456 |
| 1951 | 456,100 | 1,355 | 618,075 | 981,271 | 1,599,346 | 538,126 | 31,502 | 506,624 | 51.2 | 316,643 |
| 1952 | 463,500 | 1,403 | 650,148 | 1,061,220 | 1,711,368 | 547,952 | 28,862 | 519,090 | 50.3 | 326,950 |
| 1953 | 419,700 | 1,345 | 564,413 | 1,163,416 | 1,727,829 | 523,628 | 34,613 | 495,015 | 52.5 | 296,447 |
| 1954 | 420,900 | 1,586 | 607,572 | 1,138,201 | 1,865,773 | 519,082 | 33,408 | 485,674 | 49.8 | 332,669 |
| 1955 | 310,600 | 1,513 | 470,015 | 1,346,671 | 1,816,706 | 515,752 | 34,350 | 481,402 | 58.6 | 275,195 |
| 1956 ⁴ | 307,800 | 1,635 | 506,395 | 1,300,954 | 1,807,349 | 507,886 | 28,224 | 479,662 | 63.6 | 322,095 |
| 1957 ⁴ | 306,100 | 1,600 | 489,830 | 1,299,463 | 1,769,293 | | | | | |

TYPE 32, MARYLAND

| | | | | | | | | | | |
|-------------------|--------|-----|--------|--------|---------|--------|--------|--------|------|--------|
| 1934-38 | 37,480 | 749 | 27,527 | 41,307 | 68,834 | 26,566 | 5,407 | 21,159 | 19.7 | 5,491 |
| 1950 | 50,000 | 700 | 40,000 | 59,799 | 99,799 | 35,475 | 8,432 | 27,043 | 48.2 | 19,280 |
| 1951 | 53,000 | 785 | 41,605 | 64,324 | 105,929 | 33,305 | 6,576 | 26,729 | 44.8 | 18,639 |
| 1952 | 50,000 | 805 | 40,250 | 72,624 | 112,874 | 40,286 | 7,820 | 32,466 | 48.8 | 19,642 |
| 1953 | 45,900 | 900 | 40,500 | 72,588 | 113,088 | 36,413 | 7,996 | 28,417 | 54.5 | 22,072 |
| 1954 | 50,000 | 875 | 43,750 | 76,675 | 120,425 | 36,110 | 8,191 | 27,919 | 40.3 | 17,631 |
| 1955 | 47,000 | 670 | 31,490 | 84,315 | 115,805 | 38,593 | 12,930 | 25,663 | 50.8 | 15,977 |
| 1956 ⁴ | 43,700 | 850 | 37,145 | 77,212 | 114,377 | 35,463 | 13,505 | 21,958 | 51.6 | 17,167 |
| 1957 ⁴ | 37,000 | 850 | 31,450 | 78,894 | 110,344 | | | | | |

See footnotes at end of table.

TABLE 1.--Acreage, yield per acre, production, stocks, supply, total disappearance, exports, domestic use, average price per pound to growers, and crop value of different types of tobacco in the United States and Puerto Rico, by crop years, average, 1934-38, annual, 1950-57--Continued

(Farm-sales-weight basis)

TYPES 35-37, TOTAL DARK AIR-CURED

| Crop year | Acreage | Yield per acre | Production | Stocks | Supply | Disappearance ¹ | | | Average price per pound to growers | Crop value |
|-------------------|---------|----------------|--------------|--------------|--------------|----------------------------|----------------------|-----------------------|------------------------------------|---------------|
| | | | | | | Total | Exports ² | Domestic ³ | | |
| | Acres | Pounds | 1,000 pounds | 1,000 pounds | 1,000 pounds | 1,000 pounds | 1,000 pounds | 1,000 pounds | Cents | 1,000 dollars |
| 1934-38 | 42,020 | 837 | 35,122 | 62,781 | 97,903 | 38,567 | 11,727 | 26,840 | 9.4 | 3,155 |
| 1950 | 28,700 | 998 | 28,649 | 80,821 | 109,470 | 36,428 | 10,836 | 25,592 | 24.6 | 7,036 |
| 1951 | 26,500 | 1,197 | 31,708 | 73,042 | 104,750 | 30,181 | 8,633 | 21,548 | 34.3 | 10,889 |
| 1952 | 26,300 | 1,286 | 33,830 | 74,569 | 108,399 | 29,255 | 6,607 | 22,648 | 31.6 | 10,687 |
| 1953 | 26,000 | 1,022 | 26,566 | 79,144 | 105,710 | 29,877 | 7,136 | 22,741 | 25.9 | 6,884 |
| 1954 | 25,900 | 1,317 | 34,100 | 75,833 | 109,933 | 29,137 | 10,086 | 19,051 | 34.1 | 11,620 |
| 1955 | 24,200 | 1,284 | 31,068 | 80,796 | 111,864 | 26,444 | 6,009 | 20,435 | 31.1 | 9,668 |
| 1956 ⁴ | 22,400 | 1,514 | 33,919 | 85,420 | 119,339 | 36,475 | 11,192 | 25,283 | 34.1 | 11,577 |
| 1957 ⁴ | 17,700 | 1,478 | 26,163 | 82,864 | 109,027 | | | | | |

TYPE 35, ONE SUCKER

| | | | | | | | | | | |
|-------------------|--------|-------|--------|--------|--------|--------|-------|--------|------|-------|
| 1934-38 | 19,940 | 837 | 16,773 | 30,751 | 47,524 | 17,952 | 7,735 | 10,217 | 8.9 | 1,387 |
| 1950 | 16,200 | 973 | 15,765 | 42,038 | 57,803 | 19,819 | 7,347 | 12,472 | 23.6 | 3,719 |
| 1951 | 15,000 | 1,239 | 18,580 | 37,984 | 56,564 | 15,585 | 5,135 | 10,450 | 34.4 | 6,383 |
| 1952 | 14,900 | 1,348 | 20,090 | 40,979 | 61,069 | 15,009 | 3,953 | 11,056 | 32.2 | 6,465 |
| 1953 | 14,800 | 1,106 | 16,368 | 46,060 | 62,428 | 16,744 | 4,173 | 12,571 | 26.2 | 4,295 |
| 1954 | 14,200 | 1,392 | 19,773 | 45,684 | 65,454 | 17,230 | 6,303 | 10,927 | 34.1 | 6,740 |
| 1955 | 12,800 | 1,414 | 18,093 | 48,224 | 66,317 | 15,571 | 3,922 | 11,649 | 33.1 | 5,996 |
| 1956 ⁴ | 12,500 | 1,618 | 20,226 | 50,746 | 70,966 | 21,238 | 8,265 | 12,973 | 36.0 | 7,285 |
| 1957 ⁴ | 10,100 | 1,594 | 16,100 | 49,728 | 65,828 | | | | | |

TYPE 36, GREEN RIVER

| | | | | | | | | | | |
|-------------------|--------|-------|--------|--------|--------|--------|-------|--------|------|-------|
| 1934-38 | 18,800 | 841 | 15,698 | 29,312 | 45,010 | 18,039 | 3,992 | 14,047 | 9.7 | 1,468 |
| 1950 | 9,300 | 1,000 | 9,300 | 34,750 | 44,050 | 13,090 | 2,960 | 10,130 | 22.6 | 2,102 |
| 1951 | 8,000 | 1,140 | 9,120 | 30,960 | 40,080 | 10,930 | 2,795 | 8,035 | 34.2 | 3,119 |
| 1952 | 8,000 | 1,250 | 10,000 | 29,250 | 39,250 | 10,151 | 2,037 | 8,114 | 30.4 | 3,040 |
| 1953 | 7,500 | 970 | 7,275 | 29,099 | 36,374 | 9,958 | 2,436 | 7,522 | 22.8 | 1,659 |
| 1954 | 7,600 | 1,400 | 10,640 | 26,416 | 37,056 | 8,676 | 3,248 | 5,422 | 34.7 | 3,831 |
| 1955 | 7,200 | 1,350 | 9,720 | 28,386 | 38,106 | 8,021 | 1,287 | 6,734 | 29.3 | 2,843 |
| 1956 ⁴ | 6,800 | 1,545 | 10,500 | 30,085 | 40,571 | 12,779 | 2,286 | 10,493 | 36.0 | 3,811 |
| 1957 ⁴ | 4,900 | 1,475 | 7,228 | 27,812 | 35,040 | | | | | |

TYPE 37, VIRGINIA SUN-CURED

| | | | | | | | | | | |
|-------------------|-------|-------|-------|-------|-------|-------|-----|-------|------|-------|
| 1934-38 | 3,280 | 809 | 2,650 | 2,719 | 5,369 | 2,577 | | | 11.5 | 300 |
| 1950 | 3,200 | 1,120 | 3,584 | 4,033 | 7,617 | 3,519 | 579 | 2,990 | 33.9 | 1,215 |
| 1951 | 3,500 | 1,145 | 4,008 | 4,898 | 8,106 | 3,706 | 703 | 3,063 | 34.6 | 1,387 |
| 1952 | 3,400 | 1,100 | 3,740 | 4,340 | 5,080 | 4,095 | 617 | 3,478 | 31.6 | 1,182 |
| 1953 | 3,700 | 796 | 2,923 | 3,985 | 6,903 | 3,175 | 527 | 2,648 | 31.8 | 930 |
| 1954 | 4,100 | 900 | 3,690 | 3,733 | 7,423 | 3,237 | 535 | 2,702 | 32.2 | 1,188 |
| 1955 | 4,200 | 775 | 3,255 | 4,186 | 7,441 | 2,862 | 809 | 2,052 | 25.3 | 824 |
| 1956 ⁴ | 3,100 | 1,036 | 3,193 | 4,589 | 7,982 | 2,458 | 661 | 1,817 | 35.7 | 1,140 |
| 1957 ⁴ | 2,700 | 1,055 | 2,835 | 5,324 | 8,159 | | | | | |

TYPES 41-62, TOTAL CONTINENTAL CIGAR TOBACCO (EXCLUDES PUERTO RICAN)

| | | | | | | | | | | |
|-------------------|---------|-------|---------|---------|---------|---------|-------|---------|------|--------|
| 1934-38 | 76,780 | 1,300 | 97,993 | 336,795 | 434,788 | 122,933 | 1,545 | 121,388 | 17.1 | 16,741 |
| 1950 | 100,300 | 1,457 | 146,187 | 298,387 | 444,571 | 124,790 | 7,611 | 117,179 | 48.7 | 21,231 |
| 1951 | 84,800 | 1,506 | 127,704 | 319,845 | 447,549 | 130,607 | 7,156 | 123,451 | 47.2 | 19,345 |
| 1952 | 72,900 | 1,482 | 108,050 | 316,122 | 424,981 | 133,382 | 8,036 | 125,346 | 54.0 | 29,000 |
| 1953 | 71,800 | 1,483 | 106,466 | 291,979 | 397,465 | 129,665 | 5,921 | 123,744 | 58.9 | 22,170 |
| 1954 | 76,200 | 1,595 | 121,442 | 267,800 | 383,302 | 114,042 | 5,757 | 108,285 | 56.7 | 18,332 |
| 1955 | 74,500 | 1,502 | 111,872 | 271,260 | 383,132 | 128,860 | 8,656 | 120,204 | 52.2 | 14,381 |
| 1956 ⁴ | 66,400 | 1,631 | 108,289 | 254,272 | 362,557 | 117,138 | 8,211 | 108,927 | 54.0 | 14,427 |
| 1957 ⁴ | 62,300 | 1,493 | 93,028 | 245,381 | 338,407 | | | | | |

See footnotes at end of table.

TABLE 1.--Acreage, yield per acre, production, stocks, supply, total disappearance, exports, domestic use, average price per pound to growers, and crop value of different types of tobacco in the United States and Puerto Rico, by crop years, average, 1934-38, annual 1950-57--Continued

(Farm-sales-weight basis)

TYPES 41-44, TOTAL CONTINENTAL CIGAR FILLER⁶

| Crop year | Acreage | Yield per acre | Production | Stocks | Supply | Disappearance ¹ | | | Average price per pound to growers | Crop value |
|-------------------|--------------|----------------|---------------------|---------------------|---------------------|----------------------------|----------------------|-----------------------|------------------------------------|----------------------|
| | | | | | | Total | Exports ² | Domestic ³ | | |
| | <i>Acres</i> | <i>Pounds</i> | <i>1,000 pounds</i> | <i>1,000 pounds</i> | <i>1,000 pounds</i> | <i>1,000 pounds</i> | <i>1,000 pounds</i> | <i>1,000 pounds</i> | <i>Cents</i> | <i>1,000 dollars</i> |
| 1934-38 | 38,680 | 1,266 | 48,947 | 159,903 | 208,850 | 54,378 | 772 | 53,606 | 10.4 | 5,148 |
| 1950 | 45,100 | 1,474 | 66,480 | 143,799 | 210,279 | 52,899 | 635 | 52,264 | 25.2 | 16,730 |
| 1951 | 39,800 | 1,594 | 63,441 | 157,380 | 220,821 | 59,855 | 660 | 59,195 | 19.6 | 12,445 |
| 1952 | 29,400 | 1,590 | 46,755 | 160,966 | 207,721 | 61,248 | 354 | 60,894 | 25.2 | 11,765 |
| 1953 | 30,500 | 1,468 | 44,764 | 146,473 | 191,237 | 61,394 | 152 | 61,242 | 26.2 | 11,718 |
| 1954 | 33,800 | 1,681 | 56,814 | 129,843 | 186,657 | 50,741 | 52 | 50,689 | 26.7 | 15,172 |
| 1955 | 33,900 | 1,569 | 53,205 | 135,916 | 189,121 | 62,193 | 376 | 61,817 | 24.1 | 12,834 |
| 1956 ⁴ | 34,000 | 1,694 | 57,600 | 126,928 | 184,528 | 56,057 | 150 | 55,907 | 23.8 | 13,692 |
| 1957 ⁴ | 33,100 | 1,422 | 47,080 | 128,471 | 175,551 | | | | | |

TYPE 41, PENNSYLVANIA SEEDLEAF FILLER

| | | | | | | | | | | |
|-------------------|--------|-------|--------|---------|---------|--------|-----|--------|------|--------|
| 1934-38 | 23,380 | 1,413 | 33,151 | 100,423 | 133,574 | 34,450 | | | 11.2 | 3,765 |
| 1950 | 37,300 | 1,500 | 55,950 | 115,780 | 171,730 | 45,504 | 635 | 44,869 | 26.4 | 14,771 |
| 1951 | 34,900 | 1,610 | 56,189 | 126,226 | 182,415 | 49,996 | 660 | 49,336 | 19.0 | 10,676 |
| 1952 | 23,700 | 1,600 | 37,920 | 132,419 | 170,339 | 51,190 | 354 | 50,836 | 25.2 | 9,556 |
| 1953 | 25,820 | 1,480 | 38,184 | 119,149 | 157,333 | 51,627 | 152 | 51,475 | 27.5 | 10,501 |
| 1954 | 29,200 | 1,670 | 48,764 | 105,706 | 154,470 | 41,481 | 52 | 41,429 | 27.4 | 13,361 |
| 1955 | 29,500 | 1,550 | 45,725 | 112,989 | 158,714 | 55,030 | 376 | 54,654 | 24.5 | 11,203 |
| 1956 ⁴ | 30,000 | 1,700 | 51,000 | 103,684 | 154,684 | 49,357 | 150 | 49,207 | 24.0 | 12,240 |
| 1957 ⁴ | 29,400 | 1,400 | 41,160 | 105,327 | 146,487 | | | | | |

TYPES 42-44, MIAMI VALLEY (OHIO) FILLER

| | | | | | | | | | | |
|-------------------|--------|-------|--------|--------|--------|--------|----|--------|------|-------|
| 1934-38 | 14,580 | 1,028 | 14,995 | 57,817 | 72,812 | 19,276 | | | 8.6 | 1,276 |
| 1950 | 7,800 | 1,350 | 10,530 | 26,019 | 38,549 | 7,395 | -- | 7,395 | 18.6 | 1,959 |
| 1951 | 4,900 | 1,480 | 7,252 | 31,154 | 38,406 | 9,859 | -- | 9,859 | 24.4 | 1,769 |
| 1952 | 5,700 | 1,550 | 8,835 | 28,547 | 37,382 | 10,058 | -- | 10,058 | 25.0 | 2,209 |
| 1953 | 4,700 | 1,400 | 6,580 | 27,324 | 33,904 | 9,767 | -- | 9,767 | 18.5 | 1,217 |
| 1954 | 4,600 | 1,750 | 8,050 | 24,137 | 32,187 | 9,260 | -- | 9,260 | 22.5 | 1,811 |
| 1955 | 4,400 | 1,700 | 7,480 | 22,927 | 30,407 | 7,163 | -- | 7,163 | 21.8 | 1,631 |
| 1956 ⁴ | 4,000 | 1,650 | 6,600 | 23,244 | 29,844 | 6,700 | -- | 6,700 | 22.0 | 1,452 |
| 1957 ⁴ | 3,700 | 1,600 | 5,920 | 23,144 | 29,064 | | | | | |

TYPE 46, PUERTO RICAN FILLER⁷

| | | | | | | | | | | |
|-------------------|--------|-----|--------|--------|--------|--------|-----|--------|------|--------|
| 1934-38 | 42,700 | 665 | 28,280 | 65,847 | 94,127 | 31,609 | | | 15.2 | 4,126 |
| 1950 | 34,000 | 750 | 25,506 | 51,130 | 76,630 | 28,844 | 300 | 28,544 | 28.0 | 7,140 |
| 1951 | 33,800 | 831 | 28,100 | 47,786 | 75,886 | 34,051 | 300 | 33,751 | 30.0 | 8,430 |
| 1952 | 35,600 | 963 | 34,300 | 41,835 | 76,135 | 28,971 | 300 | 28,671 | 32.0 | 10,976 |
| 1953 | 40,500 | 842 | 34,100 | 47,164 | 81,264 | 32,075 | 100 | 31,975 | 30.0 | 10,230 |
| 1954 | 36,900 | 921 | 34,000 | 49,189 | 83,189 | 23,911 | 50 | 23,861 | 30.5 | 10,370 |
| 1955 | 35,100 | 855 | 30,000 | 59,278 | 89,278 | 31,676 | 100 | 31,576 | 25.0 | 7,500 |
| 1956 ⁴ | 29,100 | 825 | 24,000 | 57,602 | 81,602 | 31,284 | 450 | 30,834 | 30.8 | 7,392 |
| 1957 ⁴ | 33,000 | 825 | 27,200 | 50,318 | 77,518 | | | | | |

TYPES 51-55, TOTAL CIGAR BINDER⁸

| | | | | | | | | | | |
|-------------------|--------|-------|--------|---------|---------|--------|-------|--------|------|--------|
| 1934-38 | 29,000 | 1,465 | 40,757 | 165,058 | 205,815 | 59,381 | 773 | 58,608 | 12.5 | 5,084 |
| 1950 | 41,500 | 1,548 | 64,222 | 135,147 | 199,369 | 56,865 | 2,801 | 54,064 | 35.9 | 23,086 |
| 1951 | 31,400 | 1,571 | 49,335 | 142,504 | 191,839 | 57,089 | 2,942 | 54,147 | 38.3 | 18,892 |
| 1952 | 30,400 | 1,532 | 46,574 | 134,750 | 181,324 | 56,089 | 3,895 | 56,194 | 38.8 | 18,057 |
| 1953 | 29,000 | 1,618 | 46,911 | 125,235 | 172,146 | 52,312 | 2,080 | 50,232 | 44.9 | 21,079 |
| 1954 | 29,400 | 1,642 | 48,196 | 119,834 | 162,030 | 50,697 | 1,594 | 49,103 | 40.8 | 19,645 |
| 1955 | 27,700 | 1,555 | 43,020 | 117,333 | 160,353 | 49,996 | 2,619 | 47,377 | 32.4 | 13,354 |
| 1956 ⁴ | 19,100 | 1,754 | 33,523 | 110,357 | 143,880 | 45,500 | 3,349 | 42,151 | 38.2 | 12,811 |
| 1957 ⁴ | 16,100 | 1,741 | 28,026 | 98,320 | 126,406 | | | | | |

See footnotes at end of table.

TABLE 1. --Acreage, yield per acre, production, stocks, supply, total disappearance, exports, domestic use, average price per pound to growers, and crop value of different types of tobacco in the United States and Puerto Rico, by crop years, average 1934-38, annual, 1950-57--Continued

(Farm-sales-weight basis)

TYPE 51, CONNECTICUT VALLEY BROADLEAF

| Crop year | Acreage | Yield per acre | Production | Stocks | Supply | Disappearance ¹ | | | Average price per pound to growers | Crop value |
|-------------------|---------|----------------|--------------|--------------|--------------|----------------------------|----------------------|-----------------------|------------------------------------|---------------|
| | | | | | | Total | Exports ² | Domestic ³ | | |
| | Acres | Pounds | 1,000 pounds | 1,000 pounds | 1,000 pounds | 1,000 pounds | 1,000 pounds | 1,000 pounds | Cents | 1,000 dollars |
| 1934-38 | 7,220 | 1,554 | 10,303 | 35,468 | 45,771 | 12,703 | . | . | 17.3 | 1,810 |
| 1950 | 10,100 | 1,620 | 16,366 | 27,746 | 44,112 | 14,280 | 991 | 13,289 | 52.0 | 8,507 |
| 1951 | 8,700 | 1,660 | 14,446 | 29,832 | 44,278 | 14,108 | 869 | 13,239 | 51.0 | 7,363 |
| 1952 | 9,300 | 1,591 | 14,793 | 30,170 | 44,963 | 14,453 | 734 | 13,719 | 50.0 | 7,398 |
| 1953 | 8,400 | 1,750 | 14,703 | 30,510 | 45,213 | 13,445 | 677 | 12,768 | 58.4 | 8,592 |
| 1954 | 8,000 | 1,669 | 13,355 | 31,768 | 45,123 | 11,729 | 211 | 11,518 | 56.5 | 7,543 |
| 1955 | 7,700 | 1,569 | 12,082 | 33,394 | 45,476 | 14,630 | 417 | 14,213 | 44.9 | 5,425 |
| 1956 ⁴ | 4,300 | 1,750 | 7,525 | 30,846 | 38,371 | 12,823 | 1,516 | 11,307 | 59.0 | 4,440 |
| 1957 ⁴ | 2,800 | 1,720 | 4,816 | 25,548 | 30,364 | | | | | |

TYPE 52, CONNECTICUT VALLEY HAVANA SEED

| | | | | | | | | | | |
|-------------------|-------|-------|--------|--------|--------|--------|-------|--------|------|-------|
| 1934-38 | 5,380 | 1,550 | 7,793 | 28,849 | 36,642 | 10,781 | | | 16.5 | 1,286 |
| 1950 | 8,800 | 1,728 | 15,202 | 24,949 | 40,151 | 12,881 | 1,660 | 11,221 | 39.8 | 6,047 |
| 1951 | 6,600 | 1,695 | 11,190 | 27,270 | 38,460 | 10,984 | 1,943 | 9,041 | 42.6 | 4,766 |
| 1952 | 5,800 | 1,667 | 9,671 | 27,476 | 37,147 | 12,958 | 1,420 | 11,538 | 48.9 | 4,729 |
| 1953 | 6,200 | 1,945 | 12,060 | 24,189 | 36,249 | 11,947 | 1,075 | 10,872 | 54.9 | 6,616 |
| 1954 | 6,400 | 1,859 | 11,897 | 24,302 | 36,199 | 12,909 | 674 | 12,235 | 44.0 | 5,229 |
| 1955 | 5,700 | 1,742 | 9,929 | 23,290 | 33,219 | 11,598 | 1,509 | 10,089 | 35.0 | 3,474 |
| 1956 ⁴ | 3,000 | 1,928 | 5,785 | 21,621 | 27,406 | 7,203 | 1,467 | 5,736 | 42.3 | 2,446 |
| 1957 ⁴ | 1,700 | 1,857 | 3,157 | 20,203 | 23,360 | | | | | |

TYPE 53, NEW YORK AND PENNSYLVANIA HAVANA SEED

| | | | | | | | | | | |
|-------------------|-----|-------|-------|-------|-------|-------|----|-----|------|-----|
| 1934-38 | 740 | 1,402 | 1,039 | 2,265 | 3,304 | 1,095 | | | 10.0 | 108 |
| 1950 | 500 | 1,400 | 700 | 1,534 | 2,234 | 187 | -- | 187 | 23.0 | 161 |
| 1951 | 300 | 1,400 | 420 | 2,047 | 2,467 | 454 | -- | 454 | 23.8 | 100 |
| 1952 | 200 | 1,300 | 260 | 2,013 | 2,273 | 432 | -- | 432 | 22.5 | 58 |
| 1953 | 100 | 1,250 | 125 | 1,841 | 1,966 | 510 | -- | 510 | 23.0 | 29 |
| 1954 | -- | -- | -- | 1,456 | 1,456 | 670 | -- | 670 | -- | -- |
| 1955 | -- | -- | -- | 786 | 786 | 19 | -- | 19 | -- | -- |
| 1956 ⁴ | -- | -- | -- | 767 | 767 | 767 | -- | 767 | -- | -- |
| 1957 ⁴ | -- | -- | -- | -- | -- | -- | -- | -- | -- | -- |

TYPE 54, SOUTHERN WISCONSIN

| | | | | | | | | | | |
|-------------------|-------|-------|--------|--------|--------|--------|-------|--------|------|-------|
| 1934-38 | 8,880 | 1,400 | 12,258 | 62,499 | 74,757 | 21,646 | | | 7.6 | 959 |
| 1950 | 9,300 | 1,420 | 13,206 | 40,074 | 53,280 | 13,026 | -- | 13,026 | 23.5 | 3,103 |
| 1951 | 6,900 | 1,510 | 10,419 | 40,254 | 50,673 | 15,956 | -- | 15,956 | 25.3 | 2,636 |
| 1952 | 5,700 | 1,450 | 8,265 | 34,717 | 42,982 | 9,727 | 1,600 | 8,127 | 19.5 | 1,612 |
| 1953 | 4,800 | 1,510 | 7,248 | 33,255 | 40,503 | 10,009 | -- | 10,009 | 24.3 | 1,761 |
| 1954 | 5,100 | 1,480 | 7,548 | 30,494 | 38,042 | 9,071 | 461 | 8,610 | 24.3 | 1,834 |
| 1955 | 4,500 | 1,490 | 6,705 | 28,971 | 35,676 | 10,318 | 353 | 9,965 | 22.9 | 1,535 |
| 1956 ⁴ | 4,100 | 1,650 | 6,765 | 25,358 | 32,123 | 11,110 | 191 | 10,919 | 26.1 | 1,766 |
| 1957 ⁴ | 4,300 | 1,650 | 7,095 | 21,013 | 28,108 | | | | | |

TYPE 55, NORTHERN WISCONSIN

| | | | | | | | | | | |
|-------------------|--------|-------|--------|--------|--------|--------|-----|--------|------|-------|
| 1934-38 | 6,740 | 1,365 | 9,096 | 35,977 | 45,073 | 12,888 | | | 9.6 | 885 |
| 1950 | 12,800 | 1,465 | 18,748 | 40,754 | 59,502 | 16,415 | 150 | 16,265 | 28.1 | 5,268 |
| 1951 | 8,900 | 1,445 | 12,850 | 43,087 | 55,947 | 15,573 | 130 | 15,443 | 31.3 | 4,027 |
| 1952 | 9,400 | 1,445 | 13,585 | 40,374 | 53,959 | 18,519 | 141 | 18,378 | 31.4 | 4,260 |
| 1953 | 9,500 | 1,345 | 12,775 | 35,440 | 48,215 | 16,401 | 328 | 16,073 | 31.9 | 4,081 |
| 1954 | 9,900 | 1,561 | 15,396 | 31,814 | 47,210 | 16,318 | 248 | 16,070 | 32.7 | 5,039 |
| 1955 | 9,800 | 1,464 | 14,304 | 30,892 | 45,196 | 13,431 | 340 | 13,091 | 24.6 | 3,520 |
| 1956 ⁴ | 7,700 | 1,744 | 13,448 | 31,765 | 45,213 | 13,597 | 175 | 13,422 | 30.9 | 4,159 |
| 1957 ⁴ | 7,300 | 1,775 | 12,958 | 31,616 | 44,574 | | | | | |

See footnotes at end of table.

TABLE 1.--Acreage, yield per acre, production, stocks, supply, total disappearance, exports, domestic use, average price per pound to growers, and crop value of different types of tobacco in the United States and Puerto Rico, by crop years, average, 1934-38, annual, 1950-57--Continued

(Farm - sales - weight basis)

TYPE 61-62, TOTAL CIGAR WRAPPER

| Crop year | Acreage | Yield per acre | Production | Stocks | Supply | Disappearance ¹ | | | Average price per pound to growers | Crop value |
|-------------------|---------|----------------|--------------|--------------|--------------|----------------------------|---------------------|-----------------------|------------------------------------|---------------|
| | | | | | | Total | Export ² | Domestic ³ | | |
| | Acres | Pounds | 1,000 pounds | 1,000 pounds | 1,000 pounds | 1,000 pounds | 1,000 pounds | 1,000 pounds | Cents | 1,000 dollars |
| 1934-38 | 8,900 | 954 | 8,288 | 11,833 | 20,121 | 9,174 | | | 78.3 | 6,509 |
| 1950 | 13,700 | 1,130 | 15,480 | 19,443 | 34,923 | 14,962 | 3,585 | 11,377 | 203.0 | 31,415 |
| 1951 | 13,600 | 1,098 | 14,928 | 19,961 | 34,889 | 13,683 | 3,554 | 10,129 | 194.0 | 28,908 |
| 1952 | 13,100 | 1,124 | 14,730 | 21,206 | 35,936 | 16,645 | 4,387 | 12,258 | 198.0 | 29,178 |
| 1953 | 12,300 | 1,203 | 14,791 | 19,291 | 34,082 | 15,899 | 3,689 | 12,210 | 202.0 | 29,873 |
| 1954 | 13,000 | 1,264 | 16,432 | 18,183 | 34,615 | 16,604 | 4,161 | 12,443 | 207.0 | 34,015 |
| 1955 | 12,900 | 1,213 | 15,647 | 18,011 | 33,658 | 16,671 | 5,061 | 11,610 | 202.0 | 31,601 |
| 1956 ⁴ | 13,300 | 1,290 | 17,162 | 16,987 | 34,149 | 15,619 | 4,512 | 11,107 | 186.0 | 31,924 |
| 1957 ⁴ | 13,100 | 1,368 | 17,922 | 18,530 | 36,452 | | | | | |

TYPE 61, CONNECTICUT VALLEY SHADE-GROWN

| | | | | | | | | | | |
|-------------------|-------|-------|--------|--------|--------|--------|-------|-------|-------|--------|
| 1934-38 | 6,320 | 947 | 5,763 | 8,906 | 14,669 | 6,568 | | | 82.2 | 4,797 |
| 1950 | 8,300 | 1,097 | 9,102 | 13,571 | 22,673 | 9,648 | | | 205.0 | 18,659 |
| 1951 | 8,400 | 970 | 8,150 | 13,025 | 21,175 | 8,245 | | | 205.0 | 16,707 |
| 1952 | 8,000 | 1,110 | 8,880 | 12,930 | 21,810 | 10,844 | | | 210.0 | 18,648 |
| 1953 | 7,900 | 1,303 | 10,293 | 10,966 | 21,259 | 9,854 | | | 205.0 | 21,101 |
| 1954 | 8,200 | 1,202 | 9,856 | 11,405 | 21,261 | 10,160 | | | 215.0 | 21,191 |
| 1955 | 8,000 | 1,106 | 8,845 | 11,101 | 19,946 | 9,394 | 2,561 | 6,833 | 215.0 | 19,017 |
| 1956 ⁴ | 7,900 | 1,307 | 10,327 | 10,552 | 20,879 | 9,469 | 3,012 | 6,457 | 190.0 | 19,621 |
| 1957 ⁴ | 7,900 | 1,375 | 10,864 | 11,410 | 22,274 | | | | | |

TYPE 62, GEORGIA-FLORIDA SHADE-GROWN

| | | | | | | | | | | |
|-------------------|-------|-------|-------|-------|--------|-------|-------|-------|-------|--------|
| 1934-38 | 2,580 | 967 | 2,525 | 2,927 | 5,452 | 2,607 | | | 66.9 | 1,712 |
| 1950 | 5,400 | 1,181 | 6,378 | 5,872 | 12,250 | 5,314 | | | 200.0 | 12,756 |
| 1951 | 5,200 | 1,303 | 6,778 | 6,936 | 13,714 | 5,438 | | | 180.0 | 12,201 |
| 1952 | 5,100 | 1,147 | 5,850 | 3,276 | 14,126 | 5,801 | | | 180.0 | 10,530 |
| 1953 | 4,400 | 1,022 | 4,498 | 3,325 | 12,823 | 6,045 | | | 195.0 | 8,772 |
| 1954 | 4,800 | 1,370 | 6,576 | 6,778 | 13,354 | 6,444 | | | 195.0 | 12,824 |
| 1955 | 4,900 | 1,388 | 6,802 | 6,910 | 13,712 | 7,277 | 2,500 | 4,777 | 185.0 | 12,584 |
| 1956 ⁴ | 5,400 | 1,266 | 6,835 | 6,435 | 13,270 | 6,150 | 1,500 | 4,650 | 180.0 | 12,303 |
| 1957 ⁴ | 5,200 | 1,357 | 7,058 | 7,120 | 14,178 | | | | | |

¹ This table is on a crop-year basis for 12 months beginning as follows: Types 11-14, 61 & 62, July 1; all other types, October 1. These crop years begin before any of the new crop for the current year has entered stocks. Disappearance for any crop year is the sum of the stocks at the beginning of the year plus the current crop minus stocks remaining at the end of the crop year.

² Estimated farm-sales weight of exports is subject to revision. Total exports of Black fat have been added to exports of the types which normally are used in making this type of "rehandled" tobacco. Exports of cigar leaf are not reported as to type, except for the binder class, in which types 51, 52, and "Wisconsin and other types" (53 - 55) are reported separately, beginning January 1952. Other export figures for cigar-leaf types are estimates.

³ Domestic disappearance is total disappearance minus exports. Domestic disappearance includes leaf used by manufacturers in the United States, losses or wastage, and differences which may result from errors in estimates and conversions of weights.

⁴ Preliminary.

⁵ Exports and domestic disappearance shown under type 23 are combined totals for types 22-24. Production for type 24 not reported since 1949; see 1951 Annual Report for separate data for type 24.

⁶ Includes type 45 in the 1934-38 average.

⁷ Puerto Rican type 46 production is that which is planted in the fall of the crop year shown and harvested the following spring. Stocks consist of holdings in the United States and on the Island of Puerto Rico. Stocks on the island estimated prior to 1936.

⁸ Includes type 56 production from 1936 through 1948; disappearance through 1951.

Production and price statistics compiled from reports of the Agricultural Estimates Division, AMS (Puerto Rico excepted); stocks, Tobacco Division, AMS. Puerto Rican production and price data compiled from reports of the Bureau of Agricultural Economics of Puerto Rico.

TABLE 2. --Acreage, yield per acre, production, price per pound, and crop value of tobacco in the United States, by States and by classes and types within States, by years, 1950-57

| TOTAL, IN THE UNITED STATES | | | | | | CONNECTICUT, TYPE 61 | | | | | |
|---------------------------------|------------------|----------------|---------------------|-----------------|----------------------|----------------------|--------------|----------------|---------------------|-----------------|----------------------|
| Year | Acreage | Yield per acre | Production | Price per pound | Crop value | Year | Acreage | Yield per acre | Production | Price per pound | Crop value |
| | <i>Acres</i> | <i>Pounds</i> | <i>1,000 pounds</i> | <i>Cents</i> | <i>1,000 dollars</i> | | <i>Acres</i> | <i>Pounds</i> | <i>1,000 pounds</i> | <i>Cents</i> | <i>1,000 dollars</i> |
| 1950 | 1,599,000 | 1,269 | 2,029,557 | 51.7 | 1,048,545 | 1950 | 6,600 | 1,070 | 7,062 | 205.0 | 14,477 |
| 1951 | 1,779,900 | 1,310 | 2,331,585 | 51.1 | 1,191,320 | 1951 | 6,700 | 950 | 6,365 | 205.0 | 13,048 |
| 1952 | 1,771,800 | 1,273 | 2,256,073 | 49.9 | 1,125,022 | 1952 | 6,400 | 1,110 | 7,104 | 210.0 | 14,918 |
| 1953 | 1,632,900 | 1,261 | 2,059,230 | 52.3 | 1,076,362 | 1953 | 6,200 | 1,290 | 7,998 | 205.0 | 16,396 |
| 1954 | 1,667,500 | 1,346 | 2,243,735 | 51.1 | 1,146,830 | 1954 | 6,400 | 1,180 | 7,552 | 215.0 | 16,237 |
| 1955 | 1,495,400 | 1,466 | 2,192,852 | 53.2 | 1,165,643 | 1955 | 6,100 | 1,070 | 6,527 | 215.0 | 14,033 |
| 1956 ¹ | 1,364,900 | 1,597 | 2,179,003 | 53.7 | 1,169,795 | 1956 ¹ | 6,000 | 1,300 | 7,800 | 190.0 | 14,820 |
| 1957 ¹ | 1,123,000 | 1,496 | 1,680,108 | | | 1957 ¹ | 5,900 | 1,360 | 8,024 | | |
| ALABAMA TOTAL, TYPE 14 | | | | | | FLORIDA, ALL TYPES | | | | | |
| 1950 | 400 | 1,000 | 400 | 47.0 | 188 | 1950 | 22,200 | 1,048 | 23,268 | 83.3 | 19,387 |
| 1951 | 600 | 1,050 | 630 | 47.0 | 296 | 1951 | 26,600 | 1,218 | 32,392 | 72.3 | 23,422 |
| 1952 | 600 | 980 | 580 | 47.0 | 276 | 1952 | 26,700 | 1,141 | 30,458 | 70.7 | 21,519 |
| 1953 | 600 | 1,085 | 651 | 49.0 | 319 | 1953 | 24,500 | 1,067 | 26,132 | 70.4 | 18,406 |
| 1954 | 700 | 890 | 623 | 49.0 | 305 | 1954 | 25,300 | 1,302 | 32,941 | 75.9 | 24,990 |
| 1955 | 600 | 1,090 | 654 | 47.4 | 310 | 1955 | 25,000 | 1,405 | 35,133 | 67.2 | 23,613 |
| 1956 ¹ | ² 550 | 1,165 | 641 | 48.8 | 313 | 1956 ¹ | 22,000 | 1,236 | 27,186 | 75.1 | 20,423 |
| 1957 ¹ | ² 330 | 1,140 | 376 | | | 1957 ¹ | 15,500 | 1,355 | 21,007 | | |
| CONNECTICUT, ALL TYPES | | | | | | FLORIDA, TYPE 14 | | | | | |
| 1950 | 19,200 | 1,435 | 27,552 | 89.4 | 24,638 | 1950 | 18,000 | 1,015 | 18,270 | 51.4 | 9,391 |
| 1951 | 16,900 | 1,378 | 23,281 | 92.4 | 21,504 | 1951 | 22,500 | 1,200 | 27,000 | 50.8 | 13,716 |
| 1952 | 17,100 | 1,416 | 24,222 | 97.1 | 23,514 | 1952 | 22,700 | 1,140 | 25,878 | 51.3 | 13,275 |
| 1953 | 16,000 | 1,589 | 25,418 | 104.0 | 26,514 | 1953 | 21,200 | 1,070 | 22,684 | 51.5 | 11,682 |
| 1954 | 15,800 | 1,483 | 23,430 | 106.0 | 24,913 | 1954 | 21,500 | 1,290 | 27,735 | 53.5 | 14,838 |
| 1955 | 14,700 | 1,365 | 20,069 | 99.7 | 20,006 | 1955 | 21,100 | 1,410 | 29,751 | 45.9 | 13,656 |
| 1956 ¹ | 10,800 | 1,510 | 16,310 | 121.0 | 19,738 | 1956 ¹ | 17,700 | 1,225 | 21,682 | 48.5 | 10,516 |
| 1957 ¹ | 9,000 | 1,486 | 13,372 | | | 1957 ¹ | 11,400 | 1,350 | 15,390 | | |
| CONNECTICUT BINDER, TYPES 51-52 | | | | | | FLORIDA, TYPE 62 | | | | | |
| 1950 | 12,600 | 1,626 | 20,490 | 49.6 | 10,161 | 1950 | 4,200 | 1,190 | 4,998 | 200.0 | 9,996 |
| 1951 | 10,200 | 1,658 | 16,916 | 50.0 | 8,456 | 1951 | 4,100 | 1,315 | 5,392 | 180.0 | 9,706 |
| 1952 | 10,700 | 1,600 | 17,118 | 50.2 | 8,596 | 1952 | 4,000 | 1,145 | 4,580 | 180.0 | 8,244 |
| 1953 | 9,800 | 1,778 | 17,420 | 58.1 | 10,118 | 1953 | 3,300 | 1,045 | 3,448 | 195.0 | 6,724 |
| 1954 | 9,400 | 1,689 | 15,878 | 54.6 | 8,676 | 1954 | 3,800 | 1,370 | 5,206 | 195.0 | 10,152 |
| 1955 | 8,600 | 1,575 | 13,542 | 44.1 | 5,973 | 1955 | 3,900 | 1,380 | 5,382 | 185.0 | 9,957 |
| 1956 ¹ | 4,800 | 1,773 | 8,510 | 57.8 | 4,918 | 1956 ¹ | 4,300 | 1,280 | 5,504 | 180.0 | 9,907 |
| 1957 ¹ | 3,100 | 1,725 | 5,348 | | | 1957 ¹ | 4,100 | 1,370 | 5,617 | | |
| CONNECTICUT, TYPE 51 | | | | | | GEORGIA, ALL TYPES | | | | | |
| 1950 | 10,000 | 1,620 | 16,200 | 52.0 | 8,424 | 1950 | 93,200 | 1,096 | 102,120 | 49.9 | 50,914 |
| 1951 | 8,600 | 1,660 | 14,276 | 51.0 | 7,281 | 1951 | 112,100 | 1,225 | 137,361 | 47.0 | 64,500 |
| 1952 | 9,200 | 1,590 | 14,628 | 50.0 | 7,314 | 1952 | 112,100 | 1,115 | 125,035 | 50.3 | 62,931 |
| 1953 | 8,300 | 1,750 | 14,525 | 58.5 | 8,497 | 1953 | 104,100 | 1,267 | 131,860 | 52.6 | 69,415 |
| 1954 | 7,900 | 1,670 | 13,193 | 56.5 | 7,454 | 1954 | 106,000 | 1,172 | 124,220 | 47.2 | 58,692 |
| 1955 | 7,600 | 1,570 | 11,932 | 45.0 | 5,369 | 1955 | 102,000 | 1,465 | 149,385 | 48.5 | 72,466 |
| 1956 ¹ | 4,300 | 1,750 | 7,525 | 59.0 | 4,440 | 1956 ¹ | 89,100 | 1,452 | 129,371 | 49.9 | 64,495 |
| 1957 ¹ | 2,800 | 1,720 | 4,816 | | | 1957 ¹ | 64,100 | 1,295 | 83,026 | | |
| CONNECTICUT, TYPE 52 | | | | | | GEORGIA, TYPE 14 | | | | | |
| 1950 | 2,600 | 1,650 | 4,290 | 40.5 | 1,737 | 1950 | 92,000 | 1,095 | 100,740 | 47.8 | 48,154 |
| 1951 | 1,600 | 1,650 | 2,640 | 44.5 | 1,175 | 1951 | 111,000 | 1,225 | 135,975 | 45.6 | 62,005 |
| 1952 | 1,500 | 1,660 | 2,490 | 51.5 | 1,282 | 1952 | 111,000 | 1,115 | 123,765 | 49.0 | 60,645 |
| 1953 | 1,500 | 1,930 | 2,895 | 56.0 | 1,621 | 1953 | 103,000 | 1,270 | 130,810 | 51.5 | 67,367 |
| 1954 | 1,500 | 1,790 | 2,685 | 45.5 | 1,222 | 1954 | 105,000 | 1,170 | 122,850 | 45.6 | 56,020 |
| 1955 | 1,000 | 1,610 | 1,610 | 37.5 | 604 | 1955 | 101,000 | 1,465 | 147,965 | 47.2 | 69,839 |
| 1956 ¹ | 500 | 1,970 | 985 | 48.5 | 478 | 1956 ¹ | 88,000 | 1,455 | 128,040 | 48.5 | 62,099 |
| 1957 ¹ | 300 | 1,775 | 532 | | | 1957 ¹ | 63,000 | 1,295 | 81,585 | | |

¹ Preliminary.

TABLE 2. --Acreage, yield per acre, production, price per pound, and crop value of tobacco in the United States, by States and by classes and types within States, by years, 1950-57--Continued

| GEORGIA, TYPE 62 | | | | | | KENTUCKY, ALL TYPES | | | | | |
|-----------------------|--------------|----------------|---------------------|-----------------|----------------------|----------------------------------|--------------|----------------|---------------------|-----------------|----------------------|
| Year | Acreage | Yield per acre | Production | Price per pound | Crop value | Year | Acreage | Yield per acre | Production | Price per pound | Crop value |
| | <i>Acres</i> | <i>Pounds</i> | <i>1,000 pounds</i> | <i>Cents</i> | <i>1,000 dollars</i> | | <i>Acres</i> | <i>Pounds</i> | <i>1,000 pounds</i> | <i>Cents</i> | <i>1,000 dollars</i> |
| 1950 | 1,200 | 1,150 | 1,380 | 200.0 | 2,760 | 1950 | 320,400 | 1,135 | 363,525 | 46.2 | 168,083 |
| 1951 | 1,100 | 1,260 | 1,386 | 180.0 | 2,495 | 1951 | 348,800 | 1,324 | 461,930 | 49.3 | 227,544 |
| 1952 | 1,100 | 1,155 | 1,270 | 180.0 | 2,286 | 1952 | 350,200 | 1,365 | 478,195 | 49.1 | 234,956 |
| 1953 | 1,100 | 955 | 1,050 | 195.0 | 2,048 | 1953 | 322,300 | 1,297 | 417,865 | 50.7 | 211,799 |
| 1954 | 1,000 | 1,370 | 1,370 | 195.0 | 2,672 | 1954 | 321,900 | 1,561 | 502,500 | 48.5 | 243,760 |
| 1955 | 1,000 | 1,420 | 1,420 | 185.0 | 2,627 | 1955 | 242,000 | 1,451 | 351,226 | 55.9 | 196,431 |
| 1956 ¹ | 1,100 | 1,210 | 1,331 | 180.0 | 2,396 | 1956 ¹ | 241,400 | 1,611 | 388,927 | 60.0 | 233,382 |
| 1957 ¹ | 1,100 | 1,310 | 1,441 | | | 1957 ¹ | 230,700 | 1,567 | 361,463 | | |
| INDIANA, ALL TYPES | | | | | | KENTUCKY FIRE-CURED, TYPES 22-23 | | | | | |
| 1950 | 10,100 | 1,272 | 12,850 | 46.8 | 6,015 | 1950 | 20,700 | 897 | 18,575 | 26.3 | 4,876 |
| 1951 | 10,800 | 1,282 | 13,850 | 47.8 | 6,620 | 1951 | 17,300 | 1,100 | 19,025 | 38.0 | 7,221 |
| 1952 | 11,000 | 1,417 | 15,588 | 45.8 | 7,139 | 1952 | 15,900 | 1,147 | 18,240 | 36.2 | 6,596 |
| 1953 | 9,300 | 1,400 | 13,020 | 50.3 | 6,549 | 1953 | 16,500 | 910 | 15,015 | 30.6 | 4,995 |
| 1954 | 9,900 | 1,630 | 16,137 | 46.4 | 7,488 | 1954 | 19,300 | 1,222 | 23,590 | 35.5 | 8,379 |
| 1955 | 7,300 | 1,560 | 11,388 | 58.2 | 6,628 | 1955 | 18,000 | 1,300 | 23,398 | 35.4 | 8,275 |
| 1956 ¹ | 7,100 | 1,680 | 11,928 | 63.9 | 7,622 | 1956 ¹ | 17,900 | 1,518 | 27,173 | 34.0 | 9,231 |
| 1957 ¹ | 7,000 | 1,700 | 11,900 | | | 1957 ¹ | 13,100 | 1,453 | 19,040 | | |
| INDIANA, TYPE 31 | | | | | | KENTUCKY, TYPE 22 | | | | | |
| 1950 | 10,000 | 1,275 | 12,750 | 47.0 | 5,992 | 1950 | 9,800 | 950 | 9,310 | 26.4 | 2,458 |
| 1951 | 10,700 | 1,285 | 13,750 | 47.9 | 6,586 | 1951 | 8,600 | 1,150 | 9,890 | 40.5 | 4,005 |
| 1952 | 10,900 | 1,420 | 15,478 | 45.9 | 7,104 | 1952 | 8,400 | 1,100 | 9,240 | 37.1 | 3,428 |
| 1953 | 9,300 | 1,400 | 13,020 | 50.3 | 6,549 | 1953 | 8,500 | 910 | 7,735 | 32.3 | 2,498 |
| 1954 | 9,900 | 1,630 | 16,137 | 46.4 | 7,488 | 1954 | 9,300 | 1,300 | 12,090 | 38.3 | 4,630 |
| 1955 | 7,300 | 1,560 | 11,388 | 58.2 | 6,628 | 1955 | 8,700 | 1,380 | 12,006 | 37.9 | 4,550 |
| 1956 ¹ | 7,100 | 1,680 | 11,928 | 63.9 | 7,622 | 1956 ¹ | 8,700 | 1,590 | 13,833 | 35.0 | 4,842 |
| 1957 ¹ | 7,000 | 1,700 | 11,900 | | | 1957 ¹ | 6,700 | 1,600 | 10,720 | | |
| INDIANA, TYPE 35 | | | | | | KENTUCKY, TYPE 23 | | | | | |
| 1950 | 100 | 1,000 | 100 | 23.0 | 23 | 1950 | 10,900 | 850 | 9,265 | 26.1 | 2,418 |
| 1951 | 100 | 1,000 | 100 | 34.0 | 34 | 1951 | 8,700 | 1,050 | 9,135 | 35.2 | 3,216 |
| 1952 | 100 | 1,100 | 110 | 32.0 | 35 | 1952 | 7,500 | 1,200 | 9,000 | 35.2 | 3,168 |
| 1953 | -- | -- | -- | -- | -- | 1953 | 8,000 | 910 | 7,280 | 28.8 | 2,097 |
| 1954 | -- | -- | -- | -- | -- | 1954 | 10,000 | 1,150 | 11,500 | 32.6 | 3,749 |
| 1955 | -- | -- | -- | -- | -- | 1955 | 9,300 | 1,225 | 11,392 | 32.7 | 3,725 |
| 1956 ¹ | -- | -- | -- | -- | -- | 1956 ¹ | 9,200 | 1,450 | 13,340 | 32.9 | 4,389 |
| 1957 ¹ | -- | -- | -- | -- | -- | 1957 ¹ | 6,400 | 1,300 | 8,320 | | |
| KANSAS TOTAL, TYPE 31 | | | | | | KENTUCKY, TYPE 31 | | | | | |
| 1950 | 200 | 1,200 | 240 | 49.0 | 118 | 1950 | 278,000 | 1,165 | 323,870 | 48.9 | 158,372 |
| 1951 | 100 | 920 | 92 | 50.0 | 46 | 1951 | 312,000 | 1,345 | 419,640 | 50.6 | 212,338 |
| 1952 | 100 | 1,190 | 119 | 42.0 | 50 | 1952 | 315,000 | 1,380 | 434,700 | 50.7 | 220,393 |
| 1953 | 100 | 1,100 | 110 | 36.0 | 40 | 1953 | 287,000 | 1,335 | 383,145 | 52.8 | 202,301 |
| 1954 | 100 | 1,150 | 115 | 45.0 | 52 | 1954 | 284,000 | 1,595 | 452,980 | 50.0 | 226,490 |
| 1955 | 100 | 1,150 | 115 | 50.0 | 58 | 1955 | 207,000 | 1,470 | 304,290 | 59.4 | 180,748 |
| 1956 ¹ | 50 | 1,060 | 53 | 52.0 | 28 | 1956 ¹ | 207,000 | 1,620 | 335,340 | 64.2 | 215,288 |
| 1957 ¹ | -- | -- | -- | -- | -- | 1957 ¹ | 205,000 | 1,575 | 322,875 | | |

¹ Preliminary.

TABLE 2. --Acreage, yield per acre, production, price per pound, and crop value of tobacco in the United States, by States and by classes and types within States, by years, 1950-57--Continued

KENTUCKY DARK AIR-CURED, TYPES 35-36

MASSACHUSETTS BINDER, TYPES 51-52

| Year | Acreage | Yield per acre | Production | Price per pound | Crop value | Year | Acreage | Yield per acre | Production | Price per pound | Crop value |
|---------------------------------|------------------|----------------|---------------------|-----------------|----------------------|--------------------------------|------------------|----------------|---------------------|-----------------|----------------------|
| | <i>Acres</i> | <i>Pounds</i> | <i>1,000 pounds</i> | <i>Cents</i> | <i>1,000 dollars</i> | | <i>Acres</i> | <i>Pounds</i> | <i>1,000 pounds</i> | <i>Cents</i> | <i>1,000 dollars</i> |
| 1950 | 21,700 | 971 | 21,080 | 22.9 | 4,835 | 1950 | 6,300 | 1,758 | 11,078 | 39.7 | 4,393 |
| 1951 | 19,500 | 1,193 | 23,265 | 34.3 | 7,985 | 1951 | 5,100 | 1,710 | 8,720 | 42.1 | 3,673 |
| 1952 | 19,300 | 1,309 | 25,255 | 31.5 | 7,967 | 1952 | 4,400 | 1,670 | 7,346 | 48.1 | 3,531 |
| 1953 | 18,800 | 1,048 | 19,705 | 24.9 | 4,903 | 1953 | 4,800 | 1,946 | 9,343 | 54.5 | 5,090 |
| 1954 | 18,600 | 1,394 | 25,930 | 34.3 | 8,891 | 1954 | 5,000 | 1,875 | 9,374 | 43.7 | 4,096 |
| 1955 | 17,000 | 1,385 | 23,538 | 31.5 | 7,408 | 1955 | 4,800 | 1,764 | 8,469 | 34.5 | 2,926 |
| 1956 ¹ | 16,500 | 1,601 | 26,414 | 33.6 | 8,863 | 1956 ¹ | 2,500 | 1,920 | 4,800 | 41.0 | 1,968 |
| 1957 ¹ | 12,600 | 1,551 | 19,548 | | | 1957 ¹ | 1,400 | 1,875 | 2,625 | | |
| KENTUCKY, TYPE 35 | | | | | | MASSACHUSETTS, TYPE 51 | | | | | |
| 1950 | 12,400 | 950 | 11,780 | 23.2 | 2,733 | 1950 | 100 | 1,660 | 166 | 50.0 | 83 |
| 1951 | 11,500 | 1,230 | 14,145 | 34.4 | 4,866 | 1951 | 100 | 1,700 | 170 | 48.0 | 82 |
| 1952 | 11,300 | 1,350 | 15,255 | 32.3 | 4,927 | 1952 | 100 | 1,650 | 165 | 51.0 | 84 |
| 1953 | 11,300 | 1,100 | 12,430 | 26.1 | 3,244 | 1953 | 100 | 1,780 | 178 | 53.5 | 95 |
| 1954 | 11,000 | 1,390 | 15,290 | 34.0 | 5,199 | 1954 | 100 | 1,620 | 162 | 55.0 | 89 |
| 1955 | 9,800 | 1,410 | 13,818 | 33.0 | 4,560 | 1955 | 100 | 1,500 | 150 | 37.0 | 56 |
| 1956 ¹ | 9,700 | 1,640 | 15,908 | 35.9 | 5,711 | 1956 ¹ | | | | | |
| 1957 ¹ | 7,700 | 1,600 | 12,320 | | | 1957 ¹ | | | | | |
| KENTUCKY, TYPE 36 | | | | | | MASSACHUSETTS, TYPE 52 | | | | | |
| 1950 | 9,300 | 1,000 | 9,300 | 22.6 | 2,102 | 1950 | 6,200 | 1,760 | 10,912 | 39.5 | 4,310 |
| 1951 | 8,000 | 1,140 | 9,120 | 34.2 | 3,119 | 1951 | 5,000 | 1,710 | 8,550 | 42.0 | 3,591 |
| 1952 | 8,000 | 1,250 | 10,000 | 30.4 | 3,040 | 1952 | 4,300 | 1,670 | 7,181 | 48.0 | 3,447 |
| 1953 | 7,500 | 970 | 7,275 | 22.8 | 1,659 | 1953 | 4,700 | 1,950 | 9,165 | 54.5 | 4,995 |
| 1954 | 7,600 | 1,400 | 10,640 | 34.7 | 3,692 | 1954 | 4,900 | 1,880 | 9,212 | 43.5 | 4,007 |
| 1955 | 7,200 | 1,350 | 9,720 | 29.3 | 2,848 | 1955 | 4,700 | 1,770 | 8,319 | 34.5 | 2,870 |
| 1956 ¹ | 6,800 | 1,545 | 10,506 | 30.0 | 3,152 | 1956 ¹ | 2,500 | 1,920 | 4,800 | 41.0 | 1,968 |
| 1957 ¹ | 4,900 | 1,475 | 7,228 | | | 1957 ¹ | 1,400 | 1,875 | 2,625 | | |
| LOUISIANA TOTAL, TYPE 72 | | | | | | MASSACHUSETTS, TYPE 61 | | | | | |
| 1950 | 400 | 375 | 150 | 60.0 | 90 | 1950 | 1,700 | 1,200 | 2,040 | 205.0 | 4,182 |
| 1951 | 400 | 660 | 264 | 60.0 | 158 | 1951 | 1,700 | 1,050 | 1,785 | 205.0 | 3,659 |
| 1952 | 350 | 650 | 228 | 56.0 | 128 | 1952 | 1,600 | 1,110 | 1,776 | 210.0 | 3,730 |
| 1953 | 300 | 560 | 168 | 68.0 | 114 | 1953 | 1,700 | 1,350 | 2,295 | 205.0 | 4,705 |
| 1954 | 300 | 800 | 240 | 59.0 | 142 | 1954 | 1,800 | 1,280 | 2,304 | 215.0 | 4,954 |
| 1955 | 200 | 750 | 150 | 60.0 | 90 | 1955 | 1,900 | 1,220 | 2,318 | 215.0 | 4,984 |
| 1956 ¹ | ² 280 | 555 | 155 | 68.5 | 106 | 1956 ¹ | 1,900 | 1,330 | 2,527 | 190.0 | 4,801 |
| 1957 ¹ | ² 260 | 600 | 156 | | | 1957 ¹ | 2,000 | 1,420 | 2,840 | | |
| MARYLAND TOTAL, TYPE 32 | | | | | | MINNESOTA TOTAL TYPE 55 | | | | | |
| 1950 | 50,000 | 800 | 40,000 | 48.2 | 19,280 | 1950 | 400 | 1,300 | 520 | 21.0 | 109 |
| 1951 | 53,000 | 785 | 41,605 | 44.8 | 18,639 | 1951 | 300 | 1,300 | 390 | 22.0 | 86 |
| 1952 | 50,000 | 805 | 40,250 | 48.8 | 19,642 | 1952 | 300 | 1,300 | 390 | 23.0 | 90 |
| 1953 | 45,000 | 900 | 40,500 | 54.5 | 22,072 | 1953 | 200 | 1,100 | 220 | 23.0 | 51 |
| 1954 | 50,000 | 875 | 43,750 | 40.3 | 17,631 | 1954 | 160 | 1,650 | 264 | 23.0 | 61 |
| 1955 | 47,000 | 670 | 31,490 | 50.8 | 15,997 | 1955 | ² 170 | 1,410 | 240 | 19.0 | 46 |
| 1956 ¹ | 43,700 | 850 | 37,145 | 51.6 | 19,167 | 1956 ¹ | ² 110 | 1,350 | 148 | 24.0 | 36 |
| 1957 ¹ | 37,000 | 850 | 31,450 | | | 1957 ¹ | | | | | |
| MASSACHUSETTS, ALL TYPES | | | | | | MISSOURI TOTAL, TYPE 31 | | | | | |
| 1950 | 8,000 | 1,640 | 13,118 | 65.4 | 8,575 | 1950 | 4,900 | 1,100 | 5,390 | 50.2 | 2,706 |
| 1951 | 6,800 | 1,545 | 10,505 | 69.8 | 7,332 | 1951 | 5,000 | 800 | 4,000 | 51.7 | 2,068 |
| 1952 | 6,000 | 1,520 | 9,122 | 79.6 | 7,261 | 1952 | 5,000 | 1,320 | 6,600 | 53.0 | 3,498 |
| 1953 | 6,500 | 1,790 | 11,638 | 84.2 | 9,795 | 1953 | 4,400 | 940 | 4,136 | 44.0 | 1,820 |
| 1954 | 6,800 | 1,717 | 11,678 | 77.5 | 9,050 | 1954 | 4,300 | 1,325 | 5,698 | 50.7 | 2,889 |
| 1955 | 6,700 | 1,610 | 10,787 | 73.3 | 7,910 | 1955 | 3,200 | 1,200 | 3,840 | 51.6 | 1,981 |
| 1956 ¹ | 4,400 | 1,665 | 7,327 | 92.4 | 6,769 | 1956 ¹ | 3,000 | 1,310 | 3,930 | 57.4 | 2,256 |
| 1957 ¹ | 3,400 | 1,607 | 5,465 | | | 1957 ¹ | 2,800 | 1,400 | 3,920 | | |

¹Preliminary.

TABLE 2. --Acreage, yield per acre, production, price per pound, and crop value of tobacco in the United States, by States and by classes and types within States, by years, 1950-57--Continued

| NEW YORK TOTAL, TYPE 53 | | | | | | NORTH CAROLINA, TYPE 31 | | | | | |
|--|---------|----------------|--------------|-----------------|---------------|-------------------------------|---------|----------------|--------------|-----------------|---------------|
| Year | Acreage | Yield per acre | Production | Price per pound | Crop value | Year | Acreage | Yield per acre | Production | Price per pound | Crop value |
| | Acres | Pounds | 1,000 pounds | Cents | 1,000 dollars | | Acres | Pounds | 1,000 pounds | Cents | 1,000 dollars |
| 1950 | 500 | 1,400 | 700 | 23.0 | 161 | 1950 | 10,500 | 1,700 | 17,850 | 51.4 | 9,175 |
| 1951 | 300 | 1,400 | 420 | 23.8 | 100 | 1951 | 12,200 | 1,750 | 21,350 | 54.2 | 11,572 |
| 1952 | 200 | 1,300 | 260 | 22.5 | 58 | 1952 | 12,000 | 1,680 | 20,160 | 48.7 | 9,818 |
| 1953 | 100 | 1,250 | 125 | 23.0 | 29 | 1953 | 11,400 | 1,800 | 20,520 | 53.7 | 11,019 |
| 1954 | -- | -- | -- | -- | -- | 1954 | 12,700 | 1,920 | 24,384 | 52.0 | 12,680 |
| 1955 | -- | -- | -- | -- | -- | 1955 | 9,800 | 1,900 | 18,620 | 57.2 | 10,651 |
| 1956 ¹ | -- | -- | -- | -- | -- | 1956 ¹ | 9,400 | 1,850 | 17,390 | 61.8 | 10,747 |
| 1957 ¹ | -- | -- | -- | -- | -- | 1957 ¹ | 9,400 | 2,000 | 18,800 | | |
| NORTH CAROLINA, ALL TYPES | | | | | | OHIO, ALL TYPES | | | | | |
| 1950 | 650,500 | 1,347 | 857,990 | 55.6 | 486,683 | 1950 | 20,600 | 1,195 | 24,610 | 34.7 | 8,534 |
| 1951 | 747,200 | 1,338 | 999,725 | 53.5 | 534,930 | 1951 | 18,900 | 1,387 | 26,222 | 42.6 | 11,159 |
| 1952 | 747,000 | 1,229 | 918,250 | 49.9 | 458,400 | 1952 | 19,700 | 1,514 | 29,835 | 43.6 | 13,003 |
| 1953 | 685,400 | 1,244 | 852,825 | 53.7 | 458,095 | 1953 | 17,500 | 1,400 | 24,500 | 43.8 | 10,733 |
| 1954 | 698,700 | 1,308 | 913,874 | 54.2 | 495,683 | 1954 | 17,200 | 1,677 | 28,840 | 42.4 | 12,227 |
| 1955 | 662,800 | 1,505 | 997,395 | 53.3 | 531,496 | 1955 | 13,700 | 1,591 | 21,802 | 46.1 | 10,052 |
| 1956 ¹ | 588,400 | 1,664 | 978,885 | 51.8 | 507,071 | 1956 ¹ | 13,300 | 1,629 | 21,666 | 51.2 | 11,094 |
| 1957 ¹ | 452,400 | 1,494 | 676,095 | | | 1957 ¹ | 13,000 | 1,564 | 20,335 | | |
| NORTH CAROLINA FLUE-CURED, TYPES 11-13 | | | | | | OHIO, TYPE 31 | | | | | |
| 1950 | 640,000 | 1,341 | 858,140 | 55.6 | 477,508 | 1950 | 12,800 | 1,100 | 14,080 | 46.7 | 6,575 |
| 1951 | 735,000 | 1,331 | 978,375 | 53.5 | 523,358 | 1951 | 14,000 | 1,355 | 18,970 | 49.5 | 9,390 |
| 1952 | 735,000 | 1,222 | 898,090 | 49.9 | 448,582 | 1952 | 14,000 | 1,500 | 21,000 | 51.4 | 10,794 |
| 1953 | 674,000 | 1,235 | 832,305 | 53.7 | 447,076 | 1953 | 12,800 | 1,400 | 17,920 | 53.1 | 9,516 |
| 1954 | 686,000 | 1,297 | 889,490 | 54.3 | 483,003 | 1954 | 12,600 | 1,650 | 20,790 | 50.1 | 10,416 |
| 1955 | 653,000 | 1,499 | 978,775 | 53.2 | 520,845 | 1955 | 9,300 | 1,540 | 14,322 | 58.8 | 8,421 |
| 1956 ¹ | 579,000 | 1,661 | 961,495 | 51.6 | 496,324 | 1956 ¹ | 9,300 | 1,620 | 15,066 | 64.0 | 9,642 |
| 1957 ¹ | 443,000 | 1,484 | 657,295 | | | 1957 ¹ | 9,300 | 1,590 | 14,415 | | |
| NORTH CAROLINA, TYPE 11 | | | | | | OHIO, TYPES 42-44 | | | | | |
| 1950 | 254,000 | 1,300 | 330,200 | 54.5 | 179,959 | 1950 | 7,800 | 1,350 | 10,530 | 18.6 | 1,959 |
| 1951 | 287,000 | 1,185 | 340,095 | 51.3 | 174,469 | 1951 | 4,900 | 1,480 | 7,252 | 24.4 | 1,769 |
| 1952 | 287,000 | 1,150 | 330,050 | 48.1 | 158,754 | 1952 | 5,700 | 1,550 | 8,835 | 25.0 | 2,209 |
| 1953 | 258,000 | 1,015 | 261,870 | 44.6 | 116,794 | 1953 | 4,700 | 1,400 | 6,580 | 18.5 | 1,217 |
| 1954 | 266,000 | 1,120 | 297,920 | 52.7 | 157,004 | 1954 | 4,600 | 1,750 | 8,050 | 22.5 | 1,811 |
| 1955 | 255,000 | 1,310 | 334,050 | 53.2 | 177,715 | 1955 | 4,400 | 1,700 | 7,480 | 21.8 | 1,631 |
| 1956 ¹ | 227,000 | 1,525 | 346,175 | 50.2 | 173,780 | 1956 ¹ | 4,000 | 1,650 | 6,600 | 22.0 | 1,452 |
| 1957 ¹ | 170,000 | 1,350 | 229,500 | | | 1957 ¹ | 3,700 | 1,600 | 5,920 | | |
| NORTH CAROLINA, TYPE 12 | | | | | | PENNSYLVANIA TOTAL, TYPE 41 | | | | | |
| 1950 | 307,000 | 1,380 | 423,660 | 56.4 | 238,944 | 1950 | 37,300 | 1,500 | 55,950 | 26.4 | 14,771 |
| 1951 | 356,000 | 1,435 | 510,860 | 55.1 | 281,484 | 1951 | 34,900 | 1,610 | 56,189 | 19.0 | 10,676 |
| 1952 | 356,000 | 1,270 | 452,120 | 50.9 | 230,129 | 1952 | 23,700 | 1,600 | 37,920 | 25.2 | 9,556 |
| 1953 | 331,000 | 1,360 | 450,160 | 57.9 | 260,643 | 1953 | 25,800 | 1,480 | 38,184 | 27.5 | 10,501 |
| 1954 | 334,000 | 1,430 | 477,620 | 55.3 | 264,124 | 1954 | 29,200 | 1,670 | 48,764 | 27.4 | 13,361 |
| 1955 | 317,000 | 1,625 | 515,125 | 53.0 | 273,616 | 1955 | 29,500 | 1,550 | 45,725 | 24.5 | 11,203 |
| 1956 ¹ | 282,000 | 1,760 | 496,320 | 51.8 | 257,094 | 1956 ¹ | 30,000 | 1,700 | 51,000 | 24.0 | 12,240 |
| 1957 ¹ | 218,000 | 1,565 | 341,170 | | | 1957 ¹ | 29,400 | 1,400 | 41,160 | | |
| NORTH CAROLINA, TYPE 13 | | | | | | SOUTH CAROLINA TOTAL, TYPE 13 | | | | | |
| 1950 | 79,000 | 1,320 | 104,280 | 56.2 | 58,605 | 1950 | 114,000 | 1,320 | 150,480 | 54.3 | 81,711 |
| 1951 | 92,000 | 1,385 | 127,420 | 52.9 | 67,405 | 1951 | 132,000 | 1,330 | 175,560 | 50.6 | 88,833 |
| 1952 | 92,000 | 1,260 | 115,920 | 51.5 | 59,699 | 1952 | 132,000 | 1,310 | 172,920 | 51.9 | 89,745 |
| 1953 | 85,000 | 1,415 | 120,275 | 57.9 | 69,639 | 1953 | 122,000 | 1,415 | 172,630 | 56.4 | 97,363 |
| 1954 | 86,300 | 1,325 | 113,950 | 54.3 | 61,875 | 1954 | 126,000 | 1,175 | 148,050 | 49.0 | 72,544 |
| 1955 | 81,000 | 1,600 | 129,600 | 54.1 | 70,114 | 1955 | 116,000 | 1,700 | 197,200 | 54.5 | 107,474 |
| 1956 ¹ | 70,000 | 1,700 | 119,000 | 55.0 | 65,450 | 1956 ¹ | 102,000 | 1,700 | 173,400 | 52.4 | 90,862 |
| 1957 ¹ | 55,000 | 1,575 | 86,625 | | | 1957 ¹ | 78,000 | 1,635 | 127,530 | | |

¹ Preliminary.

TABLE 2. --Acreage, yield per acre, production, price per pound, and crop value of tobacco in the United States, by States and by classes and types within States, by years, 1950-57--Continued

| TENNESSEE, ALL TYPES | | | | | | VIRGINIA, ALL TYPES | | | | | |
|-----------------------------------|---------|----------------|--------------|-----------------|---------------|------------------------------|---------|----------------|--------------|-----------------|---------------|
| Year | Acreage | Yield per acre | Production | Price per pound | Crop value | Year | Acreage | Yield per acre | Production | Price per pound | Crop value |
| | Acres | Pounds | 1,000 pounds | Cents | 1,000 dollars | | Acres | Pounds | 1,000 pounds | Cents | 1,000 dollars |
| 1950 | 103,100 | 1,284 | 132,385 | 44.9 | 59,385 | 1950 | 118,800 | 1,393 | 165,496 | 52.8 | 87,411 |
| 1951 | 110,100 | 1,301 | 143,214 | 50.5 | 72,295 | 1951 | 136,500 | 1,295 | 176,788 | 52.2 | 92,289 |
| 1952 | 114,200 | 1,356 | 154,827 | 46.9 | 72,646 | 1952 | 137,400 | 1,348 | 185,153 | 49.9 | 92,325 |
| 1953 | 103,400 | 1,250 | 129,253 | 48.1 | 62,220 | 1953 | 128,200 | 1,136 | 145,650 | 42.7 | 62,197 |
| 1954 | 105,900 | 1,402 | 148,513 | 47.0 | 69,746 | 1954 | 131,200 | 1,269 | 166,458 | 50.5 | 83,994 |
| 1955 | 85,100 | 1,522 | 129,519 | 52.2 | 67,619 | 1955 | 122,700 | 1,320 | 161,965 | 52.4 | 84,918 |
| 1956 ¹ | 84,400 | 1,609 | 135,815 | 55.5 | 75,404 | 1956 ¹ | 110,000 | 1,556 | 171,151 | 52.9 | 90,474 |
| 1957 ¹ | 79,300 | 1,586 | 125,745 | | | 1957 ¹ | 86,900 | 1,539 | 133,720 | | |
| TENNESSEE FIRE-CURED, TYPES 22-23 | | | | | | VIRGINIA, TYPE 11 | | | | | |
| 1950 | 22,400 | 1,199 | 26,860 | 32.1 | 8,618 | 1950 | 94,000 | 1,375 | 129,250 | 55.2 | 71,346 |
| 1951 | 21,700 | 1,249 | 27,104 | 41.9 | 11,348 | 1951 | 109,000 | 1,240 | 135,160 | 53.8 | 72,716 |
| 1952 | 21,700 | 1,278 | 27,727 | 39.4 | 10,935 | 1952 | 110,000 | 1,310 | 144,100 | 51.5 | 74,212 |
| 1953 | 21,900 | 1,128 | 24,695 | 35.0 | 8,645 | 1953 | 101,000 | 1,120 | 113,120 | 42.3 | 47,850 |
| 1954 | 22,700 | 1,235 | 28,033 | 41.0 | 11,481 | 1954 | 103,000 | 1,220 | 125,660 | 52.3 | 65,720 |
| 1955 | 21,100 | 1,484 | 31,304 | 49.7 | 12,731 | 1955 | 99,000 | 1,300 | 128,700 | 54.3 | 69,884 |
| 1956 ¹ | 20,600 | 1,587 | 32,683 | 37.8 | 12,364 | 1956 | 88,000 | 1,560 | 137,280 | 52.8 | 72,484 |
| 1957 ¹ | 16,900 | 1,625 | 27,465 | | | 1957 ¹ | 67,000 | 1,525 | 102,175 | | |
| TENNESSEE, TYPE 22 | | | | | | VIRGINIA, TYPE 21 | | | | | |
| 1950 | 20,000 | 1,235 | 24,700 | 32.6 | 8,052 | 1950 | 9,800 | 1,310 | 12,838 | 36.3 | 4,660 |
| 1951 | 19,600 | 1,265 | 24,794 | 42.5 | 10,537 | 1951 | 10,000 | 1,340 | 13,400 | 39.2 | 5,293 |
| 1952 | 19,800 | 1,290 | 25,542 | 39.8 | 10,166 | 1952 | 9,800 | 1,250 | 12,250 | 35.5 | 4,349 |
| 1953 | 19,800 | 1,165 | 23,067 | 35.8 | 8,258 | 1953 | 9,900 | 930 | 9,207 | 35.6 | 3,278 |
| 1954 | 20,400 | 1,240 | 25,296 | 42.0 | 10,624 | 1954 | 10,000 | 1,060 | 10,600 | 34.4 | 3,646 |
| 1955 | 19,000 | 1,500 | 28,500 | 41.6 | 11,856 | 1955 | 9,100 | 1,155 | 10,510 | 31.3 | 3,290 |
| 1956 ¹ | 18,600 | 1,605 | 29,853 | 38.4 | 11,464 | 1956 ¹ | 8,500 | 1,260 | 10,710 | 39.5 | 4,230 |
| 1957 ¹ | 15,500 | 1,650 | 25,575 | | | 1957 ¹ | 6,900 | 1,250 | 8,625 | | |
| TENNESSEE, TYPE 23 | | | | | | VIRGINIA, TYPE 31 | | | | | |
| 1950 | 2,400 | 900 | 2,160 | 26.2 | 566 | 1950 | 11,800 | 1,680 | 19,824 | 51.4 | 10,190 |
| 1951 | 2,100 | 1,100 | 2,310 | 35.1 | 811 | 1951 | 14,000 | 1,730 | 24,220 | 53.4 | 12,933 |
| 1952 | 1,900 | 1,150 | 2,185 | 35.2 | 769 | 1952 | 14,200 | 1,765 | 25,063 | 50.2 | 12,582 |
| 1953 | 2,100 | 775 | 1,628 | 23.8 | 387 | 1953 | 13,600 | 1,500 | 20,400 | 49.7 | 10,139 |
| 1954 | 2,300 | 1,190 | 2,737 | 31.3 | 857 | 1954 | 14,100 | 1,880 | 26,508 | 50.7 | 13,440 |
| 1955 | 2,100 | 1,335 | 2,804 | 31.2 | 875 | 1955 | 10,400 | 1,875 | 19,500 | 56.0 | 10,920 |
| 1956 ¹ | 2,000 | 1,415 | 2,830 | 31.8 | 900 | 1956 ¹ | 10,400 | 1,920 | 19,968 | 63.2 | 12,620 |
| 1957 ¹ | 1,400 | 1,350 | 1,890 | | | 1957 ¹ | 10,300 | 1,950 | 20,085 | | |
| TENNESSEE, TYPE 31 | | | | | | VIRGINIA, TYPE 37 | | | | | |
| 1950 | 77,000 | 1,320 | 101,640 | 49.0 | 49,804 | 1950 | 3,200 | 1,120 | 3,584 | 33.9 | 1,215 |
| 1951 | 85,000 | 1,315 | 111,775 | 53.2 | 59,464 | 1951 | 3,500 | 1,145 | 4,008 | 34.6 | 1,387 |
| 1952 | 89,000 | 1,375 | 122,375 | 49.2 | 60,208 | 1952 | 3,400 | 1,100 | 3,740 | 31.6 | 1,182 |
| 1953 | 78,000 | 1,290 | 100,620 | 52.2 | 52,524 | 1953 | 3,700 | 790 | 2,923 | 31.8 | 930 |
| 1954 | 80,000 | 1,450 | 116,000 | 48.9 | 56,724 | 1954 | 4,100 | 900 | 3,690 | 32.2 | 1,188 |
| 1955 | 61,000 | 1,540 | 93,940 | 56.9 | 53,452 | 1955 | 4,200 | 775 | 3,255 | 25.3 | 824 |
| 1956 ¹ | 61,000 | 1,620 | 98,820 | 62.2 | 61,466 | 1956 ¹ | 3,100 | 1,030 | 3,193 | 35.7 | 1,140 |
| 1957 ¹ | 60,000 | 1,575 | 94,500 | | | 1957 ¹ | 2,700 | 1,050 | 2,835 | | |
| TENNESSEE, TYPE 35 | | | | | | WEST VIRGINIA TOTAL, TYPE 31 | | | | | |
| 1950 | 3,700 | 1,050 | 3,885 | 24.8 | 963 | 1950 | 3,100 | 1,090 | 3,379 | 45.1 | 1,524 |
| 1951 | 3,400 | 1,275 | 4,335 | 34.2 | 1,483 | 1951 | 3,100 | 1,380 | 4,278 | 52.5 | 2,246 |
| 1952 | 3,500 | 1,350 | 4,725 | 31.8 | 1,503 | 1952 | 3,300 | 1,410 | 4,653 | 53.8 | 2,503 |
| 1953 | 3,500 | 1,125 | 3,938 | 26.7 | 1,051 | 1953 | 3,100 | 1,465 | 4,542 | 55.9 | 2,539 |
| 1954 | 3,200 | 1,400 | 4,480 | 34.4 | 1,541 | 1954 | 3,200 | 1,550 | 4,960 | 50.2 | 2,490 |
| 1955 | 3,000 | 1,425 | 4,275 | 33.6 | 1,436 | 1955 | 2,500 | 1,600 | 4,000 | 58.4 | 2,336 |
| 1956 ¹ | 2,800 | 1,540 | 4,312 | 36.5 | 1,574 | 1956 ¹ | 2,500 | 1,560 | 3,900 | 62.2 | 2,426 |
| 1957 ¹ | 2,400 | 1,575 | 3,780 | | | 1957 ¹ | 2,300 | 1,450 | 3,335 | | |

¹ Preliminary.

TABLE 2. --Acreage, yield per acre, production, price per pound, and crop value of tobacco in the United States, by States and by classes and types within States, by years, 1950-57--Continued

| WISCONSIN TOTAL, TYPES 54-55 | | | | | | WISCONSIN, TYPE 55 | | | | | |
|------------------------------|--------------|----------------|---------------------|-----------------|----------------------|--------------------|--------------|----------------|---------------------|-----------------|----------------------|
| Year | Acreage | Yield per acre | Production | Price per pound | Crop value | Year | Acreage | Yield per acre | Production | Price per pound | Crop value |
| | <i>Acres</i> | <i>Pounds</i> | <i>1,000 pounds</i> | <i>Cents</i> | <i>1,000 dollars</i> | | <i>Acres</i> | <i>Pounds</i> | <i>1,000 pounds</i> | <i>Cents</i> | <i>1,000 dollars</i> |
| 1950 | 21,700 | 1,449 | 31,434 | 26.3 | 8,262 | 1950 | 12,400 | 1,470 | 18,228 | 28.3 | 5,159 |
| 1951 | 15,500 | 1,477 | 22,889 | 28.7 | 6,577 | 1951 | 8,600 | 1,450 | 12,470 | 31.6 | 3,941 |
| 1952 | 14,800 | 1,450 | 21,460 | 26.9 | 5,782 | 1952 | 9,300 | 1,450 | 13,195 | 31.6 | 4,170 |
| 1953 | 14,100 | 1,404 | 19,803 | 29.2 | 5,791 | 1953 | 9,300 | 1,350 | 12,555 | 32.1 | 4,030 |
| 1954 | 14,800 | 1,532 | 22,680 | 30.0 | 6,812 | 1954 | 9,700 | 1,560 | 15,132 | 32.9 | 4,978 |
| 1955 | 14,100 | 1,473 | 20,769 | 24.1 | 5,009 | 1955 | 9,600 | 1,465 | 14,064 | 24.7 | 3,474 |
| 1956 ¹ | 11,700 | 1,715 | 20,065 | 29.3 | 5,889 | 1956 ¹ | 7,600 | 1,750 | 13,300 | 31.0 | 4,123 |
| 1957 ² | 11,600 | 1,729 | 20,053 | | | 1957 ² | 7,300 | 1,775 | 12,958 | | |

WISCONSIN, TYPE 54

| Year | Acreage | Yield per acre | Production | Price per pound | Crop value |
|-------------------|--------------|----------------|---------------------|-----------------|----------------------|
| | <i>Acres</i> | <i>Pounds</i> | <i>1,000 pounds</i> | <i>Cents</i> | <i>1,000 dollars</i> |
| 1950 | 9,300 | 1,420 | 13,206 | 23.5 | 3,103 |
| 1951 | 6,900 | 1,510 | 10,419 | 25.3 | 2,636 |
| 1952 | 5,700 | 1,450 | 8,265 | 19.5 | 1,692 |
| 1953 | 4,800 | 1,510 | 7,248 | 24.3 | 1,761 |
| 1954 | 5,100 | 1,480 | 7,548 | 24.3 | 1,834 |
| 1955 | 4,500 | 1,490 | 6,705 | 22.9 | 1,535 |
| 1956 ¹ | 4,100 | 1,650 | 6,765 | 26.1 | 1,766 |
| 1957 ² | 4,300 | 1,650 | 7,095 | | |

¹ Preliminary. ² Rounded to hundred acres for inclusion in United States total.

Compiled from reports of the Agricultural Estimates Division, AMS.

TABLE 3. --Cash receipts from tobacco compared with total cash receipts from all farm commodities, selected States and United States, average 1950-54, annual 1955-57

(Calendar year basis)

| State | Average 1950-54 | | | 1955 | | | 1956 | | | 1957 | | |
|--------------------|------------------------|------------------------|--------------------------------|------------------------|------------------------|--------------------------------|------------------------|------------------------|--------------------------------|------------------------|------------------------|--------------------------------|
| | Cash receipts | | Tobacco as percentage of total | Cash receipts | | Tobacco as percentage of total | Cash receipts | | Tobacco as percentage of total | Cash receipts | | Tobacco as percentage of total |
| | Total | Tobacco | | Total | Tobacco | | Total | Tobacco | | Total | Tobacco | |
| | <i>Million dollars</i> | <i>Million dollars</i> | <i>Percent</i> | <i>Million dollars</i> | <i>Million dollars</i> | <i>Percent</i> | <i>Million dollars</i> | <i>Million dollars</i> | <i>Percent</i> | <i>Million dollars</i> | <i>Million dollars</i> | <i>Percent</i> |
| North Carolina | 912 | 487 | 53.4 | 972 | 534 | 54.9 | 999 | 507 | 50.8 | 851 | 371 | 43.6 |
| Kentucky | 559 | 217 | 38.8 | 533 | 239 | 44.8 | 555 | 229 | 41.3 | 558 | 228 | 40.9 |
| South Carolina | 357 | 86 | 24.1 | 364 | 107 | 29.4 | 361 | 91 | 25.2 | 321 | 76 | 23.7 |
| Virginia | 471 | 84 | 17.8 | 442 | 87 | 19.7 | 466 | 89 | 19.1 | 439 | 72 | 16.4 |
| Tennessee | 484 | 69 | 14.3 | 453 | 63 | 13.9 | 484 | 78 | 16.1 | 444 | 74 | 16.7 |
| Georgia | 609 | 61 | 10.0 | 663 | 72 | 10.9 | 684 | 65 | 9.5 | 641 | 48 | 7.5 |
| Connecticut | 169 | 24 | 14.2 | 169 | 24 | 14.2 | 166 | 21 | 12.7 | 163 | 19 | 11.7 |
| Maryland | 253 | 20 | 7.9 | 233 | 16 | 6.9 | 244 | 17 | 7.0 | 243 | 20 | 8.2 |
| Florida | 529 | 22 | 4.2 | 633 | 23 | 3.6 | 672 | 21 | 3.1 | 636 | 19 | 3.0 |
| Pennsylvania | 776 | 12 | 1.5 | 740 | 13 | 1.8 | 740 | 11 | 1.5 | 750 | 12 | 1.6 |
| Massachusetts | 194 | 9 | 4.6 | 170 | 8 | 4.7 | 170 | 7 | 4.1 | 174 | 7 | 4.0 |
| Wisconsin | 1,056 | 7 | .7 | 981 | 7 | .7 | 1,017 | 5 | .5 | 1,049 | 6 | .6 |
| Ohio | 1,023 | 11 | 1.1 | 991 | 15 | 1.5 | 1,020 | 11 | 1.1 | 991 | 11 | 1.1 |
| Indiana | 1,077 | 6 | .6 | 1,007 | 10 | 1.0 | 1,040 | 7 | .7 | 1,046 | 8 | .8 |
| Subtotal | 8,464 | 1,115 | 13.2 | 8,351 | 1,218 | 14.6 | 8,618 | 1,159 | 13.4 | 8,306 | 971 | 11.7 |
| U. S. ¹ | 31,003 | 1,119 | 3.6 | 29,542 | 1,225 | 4.1 | 30,372 | 1,163 | 3.8 | 30,019 | 975 | 3.2 |

¹ Other States with relatively small cash receipts from tobacco are Alabama, Kansas, Louisiana, Minnesota, Missouri, New York, and West Virginia.

Compiled from reports and records of the Agricultural Economics Division, AMS.

TABLE 4. --Number of allotments and acreages allotted, by States and kinds of tobacco for which marketing quotas were in effect, 1953-57

| Kind of tobacco and State | 1953 | | 1954 | | 1955 | | 1956 | | 1957 | |
|---|----------------|------------------|----------------|------------------|----------------|------------------|----------------|------------------|----------------|------------------|
| | Allotments | Acreage allotted | Allotments | Acreage allotted | Allotments | Acreage allotted | Allotments | Acreage allotted | Allotments | Acreage allotted |
| Flue-cured: | <i>Number</i> | <i>Acres</i> | <i>Number</i> | <i>Acres</i> | <i>Number</i> | <i>Acres</i> | <i>Number</i> | <i>Acres</i> | <i>Number</i> | <i>Acres</i> |
| Alabama..... | 240 | 597 | 280 | 629 | 286 | 632 | 288 | 556 | 292 | 500 |
| Florida..... | 7,153 | 22,003 | 6,963 | 22,289 | 6,761 | 21,360 | 6,613 | 18,859 | 6,821 | 15,112 |
| Georgia..... | 29,704 | 105,922 | 29,032 | 106,830 | 28,695 | 102,094 | 27,755 | 90,074 | 28,444 | 72,150 |
| North Carolina.. | 125,919 | 690,683 | 127,137 | 695,995 | 126,749 | 665,204 | 125,384 | 586,026 | 124,090 | 469,311 |
| South Carolina.. | 26,575 | 120,542 | 27,028 | 121,797 | 26,510 | 116,835 | 27,262 | 103,050 | 27,074 | 82,549 |
| Virginia..... | 23,950 | 104,796 | 23,963 | 105,595 | 23,969 | 100,898 | 23,850 | 89,010 | 23,874 | 71,291 |
| Total..... | 213,541 | 1,044,543 | 214,403 | 1,053,135 | 212,970 | 1,007,023 | 211,152 | 887,575 | 210,595 | 710,913 |
| Burley: | | | | | | | | | | |
| Alabama..... | 51 | 55 | 47 | 47 | 34 | 31 | 34 | 29 | 35 | 30 |
| Arkansas..... | 85 | 87 | 80 | 74 | 74 | 57 | 73 | 53 | 75 | 53 |
| Georgia..... | 222 | 137 | 222 | 121 | 209 | 98 | 199 | 89 | 205 | 86 |
| Illinois..... | 23 | 17 | 19 | 10 | 20 | 10 | 12 | 5 | 13 | 6 |
| Indiana..... | 10,054 | 10,961 | 10,187 | 10,079 | 9,848 | 7,825 | 9,766 | 7,768 | 9,682 | 7,736 |
| Kansas..... | 98 | 179 | 79 | 145 | 74 | 100 | 65 | 96 | 52 | 91 |
| Kentucky..... | 152,623 | 283,768 | 154,632 | 261,683 | 152,273 | 200,311 | 146,769 | 200,236 | 146,616 | 200,275 |
| Missouri..... | 1,758 | 4,730 | 1,741 | 4,308 | 1,723 | 3,232 | 1,688 | 3,205 | 1,666 | 3,188 |
| North Carolina.. | 18,390 | 13,119 | 19,293 | 12,329 | 17,889 | 10,126 | 17,797 | 10,113 | 17,875 | 10,121 |
| Ohio..... | 11,417 | 14,133 | 11,567 | 13,000 | 11,499 | 10,057 | 11,386 | 9,989 | 11,348 | 9,960 |
| Oklahoma..... | 1 | 5 | 1 | 5 | 1 | 4 | 0 | 0 | 0 | 0 |
| Pennsylvania.... | 3 | 4 | 3 | 4 | 3 | 2 | 3 | 2 | 3 | 2 |
| South Carolina.. | 17 | 6 | 15 | 7 | 13 | 5 | 10 | 4 | 9 | 4 |
| Tennessee..... | 94,283 | 86,992 | 96,124 | 80,355 | 91,830 | 63,588 | 91,702 | 63,274 | 92,186 | 63,244 |
| Texas..... | -- | -- | 2 | 1 | 2 | 1 | 2 | 1 | 2 | 1 |
| Virginia..... | 17,491 | 14,659 | 18,141 | 13,695 | 17,075 | 10,989 | 17,039 | 10,974 | 17,192 | 10,980 |
| West Virginia... | 4,593 | 3,894 | 4,813 | 3,588 | 4,810 | 2,890 | 4,793 | 2,852 | 4,562 | 2,844 |
| Total..... | 311,109 | 432,746 | 316,966 | 399,451 | 307,377 | 309,326 | 301,338 | 308,690 | 301,521 | 308,622 |
| Maryland: | | | | | | | | | | |
| Maryland..... | 6,719 | 55,212 | -- | -- | -- | -- | 6,965 | 53,406 | 6,902 | 47,960 |
| Kentucky..... | 5 | 47 | -- | -- | -- | -- | -- | -- | -- | -- |
| North Carolina.. | 13 | 6 | -- | -- | -- | -- | -- | -- | -- | -- |
| Tennessee..... | 88 | 19 | -- | -- | -- | -- | -- | -- | -- | -- |
| Virginia..... | 42 | 27 | -- | -- | -- | -- | 90 | 39 | 91 | 33 |
| Total..... | 6,867 | 55,311 | -- | -- | -- | -- | 7,055 | 53,445 | 6,994 | 47,993 |
| Fire-cured: | | | | | | | | | | |
| Illinois..... | -- | -- | -- | -- | 1 | 1 | 1 | 1 | 1 | 1 |
| Kentucky..... | 9,996 | 22,787 | 9,727 | 21,614 | 9,632 | 19,269 | 8,806 | 19,010 | 8,819 | 17,061 |
| Tennessee..... | 9,039 | 23,621 | 8,895 | 23,467 | 8,522 | 21,402 | 8,486 | 21,349 | 8,578 | 19,221 |
| Virginia..... | 7,465 | 10,688 | 7,454 | 10,766 | 7,405 | 9,832 | 7,331 | 9,753 | 7,349 | 8,746 |
| Total..... | 26,500 | 57,096 | 26,076 | 55,847 | 25,560 | 50,504 | 24,624 | 50,113 | 24,747 | 45,028 |
| Dark air-cured: | | | | | | | | | | |
| Indiana..... | 168 | 108 | 150 | 89 | 142 | 74 | 120 | 64 | 111 | 51 |
| Kentucky..... | 21,083 | 22,814 | 20,873 | 19,902 | 20,618 | 17,937 | 19,512 | 17,683 | 19,421 | 14,932 |
| Missouri..... | 2 | 1 | 2 | 1 | 1 | 2 | 0 | 0 | 0 | 0 |
| Tennessee..... | 4,954 | 3,553 | 4,948 | 3,256 | 4,718 | 2,992 | 4,713 | 2,981 | 4,748 | 2,518 |
| Total..... | 26,207 | 26,476 | 25,973 | 23,248 | 25,479 | 21,005 | 24,345 | 20,728 | 24,280 | 17,502 |
| Va. sun-cured: | | | | | | | | | | |
| Virginia..... | 4,312 | 4,935 | 4,235 | 6,111 | 4,155 | 5,746 | 4,065 | 5,521 | 4,086 | 5,383 |
| Cigar filler and binder¹: | | | | | | | | | | |
| Connecticut.... | 1,580 | 11,927 | 1,577 | 11,628 | 1,570 | 11,647 | 1,511 | 9,910 | 1,395 | 8,640 |
| Illinois..... | 3 | 9 | 3 | 9 | 3 | 8 | 3 | 7 | 3 | 7 |
| Indiana..... | 1 | 3 | 1 | 2 | 1 | 2 | 1 | 2 | 2 | 2 |
| Iowa..... | 1 | 10 | 1 | 10 | 1 | 10 | 1 | 9 | 1 | 9 |
| Massachusetts... | 1,085 | 5,937 | 1,076 | 5,921 | 1,014 | 5,980 | 982 | 5,022 | 982 | 4,495 |
| Minnesota..... | 185 | 395 | 139 | 368 | 133 | 313 | 118 | 249 | 117 | 234 |
| New Hampshire... | 5 | 9 | 5 | 7 | 1 | 6 | 1 | 1 | 1 | 1 |
| New York..... | 172 | 426 | 155 | 346 | 154 | 284 | 73 | 189 | 73 | 97 |
| Ohio..... | 1,929 | 7,184 | 1,933 | 6,715 | 1,905 | 6,382 | 1,550 | 4,999 | 1,419 | 4,911 |
| Pennsylvania.... | 256 | 548 | 216 | 486 | 189 | 425 | 131 | 275 | 120 | 247 |
| Vermont..... | 1 | 11 | 1 | 8 | 1 | 8 | 1 | 7 | 1 | 6 |
| Wisconsin..... | 8,072 | 22,924 | 7,465 | 21,377 | 7,078 | 21,522 | 6,344 | 17,736 | 6,434 | 17,394 |
| Total..... | 13,290 | 49,383 | 12,572 | 46,877 | 12,050 | 46,587 | 10,716 | 38,406 | 10,548 | 36,043 |
| Grand total... | 601,955 | 1,670,490 | 600,225 | 1,584,669 | 587,591 | 1,440,101 | 583,295 | 1,364,478 | 582,771 | 1,171,484 |

¹ Includes types 42-44, 51, 52, 53, 54 and 55.

Compiled from records of the Tobacco Division, C.S.S.

TABLE 5. --Average percentage of weight remaining after handling, sweating, drying, and stemming, and factors used for adjusting stocks reported by dealers and manufacturers to a farm-sales-weight equivalent, by types of tobacco¹

SOUTHERN TYPES (11-37)

| Type | Type No. | Yield realized from farm sales-weight to-- | | | Stemming | | Factors used to multiply by to convert reported stocks of | |
|---|----------|--|---------------------|----------------------|---|------------------------------|---|---|
| | | Packed weight | the end of-- | | Yield from actual weight at time of operation | Yield from farm-sales weight | Stemmed stocks to unstemmed equivalent | Unstemmed stocks to farm-sales-weight equivalent ² |
| | | | One year in storage | Two years in storage | | | | |
| | | Percent | Percent | Percent | Percent | Percent | Percent | Factor |
| Flue-cured..... | 11-14 | 90.0 | 89.1 | 88.7 | 78.0 | 69.0 | 1.282 | 1.12 |
| Virginia fire-cured..... | 21 | 81.0 | 80.0 | 80.0 | 77.0 | 62.0 | 1.299 | 1.24 |
| Tenn. and Ky. fire-cured..... | 22-23 | 98.5 | 94.6 | 92.7 | 76.0 | 69.5 | 1.316 | 1.04 |
| Burley..... | 31 | 90.0 | 88.2 | 87.3 | 74.0 | 64.0 | 1.351 | 1.12 |
| Southern Maryland..... | 32 | 98.0 | 96.0 | 94.1 | 74.0 | 69.0 | 1.351 | 1.02 |
| One Cucker..... | 35 | 92.0 | 90.2 | 86.8 | 70.0 | 61.5 | 1.429 | 1.09 |
| Green River..... | 36 | 90.0 | 87.3 | 86.0 | 76.0 | 64.5 | 1.316 | 1.13 |
| Virginia sun-cured..... | 37 | 86.0 | 85.0 | 85.0 | 76.0 | 65.0 | 1.316 | 1.16 |
| CIGAR LEAF TYPES (41-62) | | | | | | | | |
| Pennsylvania Seedleaf..... | 41 | 97.3 | 84.0 | 82.0 | 72.0 | 58.0 | 1.387 | (³) |
| Gebhardt..... | 42 | 97.1 | 83.3 | 80.9 | 73.0 | 58.0 | (| (³) |
| Zimmer..... | 43 | 95.9 | 83.0 | 80.8 | 71.5 | 56.5 | 1.387 | (³) |
| Dutch..... | 44 | 96.7 | 84.1 | 81.7 | 70.5 | 56.5 | (| (³) |
| Puerto Rico..... | 46 | 86.0 | 83.6 | 82.0 | 78.5 | 64.5 | 1.275 | 1.17 |
| Connecticut Broadleaf..... | 51 | 97.6 | 85.4 | 83.1 | 77.5 | 62.5 | 1.292 | (³) |
| Connecticut Havana Seed..... | 52 | 97.0 | 85.0 | 83.1 | 77.0 | 62.5 | 1.299 | (³) |
| N. Y. and Pa. Havana Seed..... | 53 | 91.0 | 82.9 | 80.9 | 73.5 | 58.5 | 1.364 | (³) |
| Southern Wisconsin..... | 54 | 96.3 | 81.5 | 79.1 | 77.0 | 59.5 | 1.300 | (³) |
| Northern Wisconsin..... | 55 | 93.7 | 82.4 | 80.6 | 75.0 | 59.0 | 1.333 | (³) |
| Connecticut Shade..... | 61 | 91.1 | 86.3 | 84.4 | 81.5 | 67.5 | 1.224 | (³) |
| Ga. and Fla. Shade..... | 62 | 89.1 | 84.5 | 82.3 | 83.0 | 67.0 | 1.205 | (³) |
| MISCELLANEOUS DOMESTIC AND FOREIGN GROWN TYPES (72-90) | | | | | | | | |
| Miscellaneous Domestic..... | 72-77 | -- | -- | -- | -- | -- | 1.333 | 1.09 |
| Foreign-grown cigar leaf..... | 81-84 | -- | -- | -- | -- | -- | 1.205 | (⁴) |
| Foreign-grown cigarette and smoking tobacco..... | 90 | -- | -- | -- | -- | -- | 1.205 | (⁴) |

¹ Information in this table taken from U. S. Department of Agriculture Circular 435, Tobacco Shrinkages and Losses in Weight in Handling and Storage, issued in July 1937.

² Factors for converting unstemmed stocks to farm-sales weight are adjusted on the basis of an average loss on the reported weight and should not be taken as indicative of full shrinkage after handling, sweating, and storage.

³ The general instructions for filing the tobacco stocks reports require dealers and manufacturers to indicate the weight basis on which stocks of unstemmed cigar leaf of the domestic types are reported, namely, farm-sales-weight, market weight, or sweated weight. The stocks are converted to the farm-sales-weight equivalent on the basis of the amounts reported in these three categories.

⁴ Foreign-grown stocks not converted to farm-sales-weight equivalent.

TABLE 6. --Stocks of leaf tobacco, by types, as reported and on a farm-sales-weight equivalent basis, owned by dealers and manufacturers in the United States and Puerto Rico, by quarters, 1952-57

| Quarter and year | TYPES 11-14--FLUE-CURED | | | TYPE 21--VIRGINIA FIRE-CURED | | | TYPE 22--TENNESSEE AND KENTUCKY FIRE-CURED | | |
|------------------|--|------------------|------------------------------|------------------------------|------------------|------------------------------|--|------------------|------------------------------|
| | Unstemmed reported | Stemmed reported | Farm-sales-weight equivalent | Unstemmed reported | Stemmed reported | Farm-sales-weight equivalent | Unstemmed reported | Stemmed reported | Farm-sales-weight equivalent |
| Jan. 1: | 1,000 lb. | 1,000 lb. | 1,000 lb. | 1,000 lb. | 1,000 lb. | 1,000 lb. | 1,000 lb. | 1,000 lb. | 1,000 lb. |
| 1952..... | 987,588 | 808,968 | 2,267,647 | 21,178 | 156 | 26,512 | 79,139 | 565 | 83,078 |
| 1953..... | 1,046,639 | 884,282 | 2,441,924 | 22,740 | 243 | 28,589 | 82,063 | 458 | 85,973 |
| 1954..... | 1,015,749 | 886,918 | 2,411,111 | 23,582 | 215 | 29,589 | 80,492 | 468 | 84,352 |
| 1955..... | 1,038,637 | 968,221 | 2,552,484 | 22,437 | 210 | 28,160 | 72,633 | 462 | 76,171 |
| 1956..... | 1,216,952 | 1,008,664 | 2,811,266 | 21,214 | 170 | 26,579 | 73,832 | 584 | 77,585 |
| 1957..... | 1,344,722 | 1,060,753 | 3,029,160 | 20,264 | 287 | 25,590 | 76,086 | 508 | 79,825 |
| Apr. 1: | | | | | | | | | |
| 1952..... | 831,864 | 736,911 | 1,989,774 | 25,092 | 227 | 31,480 | 105,675 | 537 | 110,637 |
| 1953..... | 900,741 | 797,692 | 2,154,188 | 25,755 | 229 | 32,304 | 105,704 | 749 | 110,958 |
| 1954..... | 907,143 | 809,540 | 2,178,370 | 24,879 | 258 | 31,265 | 101,115 | 604 | 105,986 |
| 1955..... | 922,781 | 882,813 | 2,301,093 | 24,720 | 180 | 30,943 | 99,527 | 538 | 104,244 |
| 1956..... | 1,073,567 | 916,892 | 2,518,906 | 24,042 | 202 | 30,137 | 100,006 | 694 | 104,956 |
| 1957..... | 1,234,523 | 966,326 | 2,768,836 | 21,889 | 242 | 28,921 | 108,955 | 385 | 113,840 |
| July 1: | | | | | | | | | |
| 1952..... | 678,265 | 676,354 | 1,730,793 | 23,786 | 138 | 29,717 | 97,827 | 295 | 102,144 |
| 1953..... | 736,706 | 715,133 | 1,851,927 | 24,749 | 201 | 31,012 | 97,826 | 627 | 102,597 |
| 1954..... | 780,786 | 724,775 | 1,915,142 | 22,691 | 242 | 28,526 | 89,880 | 590 | 94,282 |
| 1955..... | 815,799 | 795,973 | 2,056,584 | 22,987 | 197 | 28,821 | 91,083 | 496 | 95,405 |
| 1956..... | 949,704 | 832,008 | 2,258,299 | 21,976 | 205 | 27,580 | 93,277 | 512 | 97,709 |
| 1957..... | 1,113,033 | 880,812 | 2,511,302 | 22,259 | 194 | 27,914 | 99,983 | 524 | 104,700 |
| Oct. 1: | | | | | | | | | |
| 1952..... | 823,919 | 787,526 | 2,053,550 | 21,655 | 95 | 27,005 | 91,317 | 488 | 95,637 |
| 1953..... | 927,998 | 836,491 | 2,240,424 | 23,054 | 70 | 28,699 | 89,864 | 642 | 94,337 |
| 1954..... | 928,273 | 854,972 | 2,267,269 | 20,856 | 231 | 26,233 | 82,307 | 497 | 86,279 |
| 1955..... | 1,110,838 | 902,947 | 2,540,626 | 21,264 | 154 | 26,615 | 80,819 | 524 | 84,769 |
| 1956..... | 1,166,709 | 945,592 | 2,664,433 | 19,487 | 162 | 24,424 | 84,594 | 593 | 88,789 |
| 1957..... | 1,273,050 | 950,359 | 2,790,367 | 19,822 | 159 | 24,836 | 92,399 | 673 | 97,016 |
| | TYPE 23--KENTUCKY AND TENNESSEE FIRE-CURED | | | TYPE 24--HENDERSON STEMMING | | | TYPES 21-24--TOTAL FIRE-CURED | | |
| Jan. 1: | | | | | | | | | |
| 1952..... | 25,929 | 24 | 26,999 | 293 | -- | 330 | 126,539 | 745 | 136,919 |
| 1953..... | 20,681 | 5 | 21,516 | -- | -- | -- | 125,484 | 706 | 136,078 |
| 1954..... | 20,132 | 15 | 20,958 | -- | -- | -- | 124,206 | 698 | 134,899 |
| 1955..... | 19,227 | 12 | 20,013 | -- | -- | -- | 114,297 | 684 | 124,344 |
| 1956..... | 20,429 | 56 | 21,323 | -- | -- | -- | 115,475 | 810 | 125,487 |
| 1957..... | 19,276 | 33 | 20,092 | -- | -- | -- | 115,626 | 828 | 125,507 |
| Apr. 1: | | | | | | | | | |
| 1952..... | 29,569 | 28 | 30,815 | -- | -- | -- | 160,336 | 792 | 172,932 |
| 1953..... | 26,987 | 25 | 28,101 | -- | -- | -- | 158,446 | 1,003 | 171,363 |
| 1954..... | 25,039 | 15 | 26,061 | -- | -- | -- | 151,033 | 877 | 163,312 |
| 1955..... | 28,763 | 15 | 29,934 | -- | -- | -- | 153,010 | 733 | 165,121 |
| 1956..... | 28,994 | 48 | 30,219 | -- | -- | -- | 153,042 | 944 | 165,312 |
| 1957..... | 29,059 | 134 | 30,404 | -- | -- | -- | 159,903 | 761 | 173,165 |
| July 1: | | | | | | | | | |
| 1952..... | 27,287 | 21 | 28,408 | -- | -- | -- | 148,900 | 454 | 160,269 |
| 1953..... | 24,972 | 21 | 26,000 | -- | -- | -- | 147,547 | 849 | 159,609 |
| 1954..... | 22,503 | 11 | 23,418 | -- | -- | -- | 135,074 | 843 | 146,226 |
| 1955..... | 27,030 | 40 | 28,166 | -- | -- | -- | 141,100 | 733 | 152,392 |
| 1956..... | 26,394 | 96 | 27,581 | -- | -- | -- | 141,647 | 813 | 152,870 |
| 1957..... | 26,343 | 60 | 27,479 | -- | -- | -- | 148,585 | 778 | 160,093 |
| Oct. 1: | | | | | | | | | |
| 1952..... | 23,232 | 66 | 24,252 | -- | -- | -- | 136,204 | 640 | 146,894 |
| 1953..... | 22,377 | 18 | 23,297 | -- | -- | -- | 135,295 | 730 | 146,333 |
| 1954..... | 20,663 | 10 | 21,503 | -- | -- | -- | 123,826 | 738 | 134,015 |
| 1955..... | 24,671 | 44 | 25,718 | -- | -- | -- | 126,754 | 722 | 137,102 |
| 1956..... | 23,469 | 29 | 24,447 | -- | -- | -- | 127,550 | 784 | 137,660 |
| 1957..... | 22,813 | 33 | 23,770 | -- | -- | -- | 135,034 | 865 | 145,622 |

TABLE 6. --Stocks of leaf tobacco, by types, as reported and on a farm-sales-weight equivalent basis, owned by dealers and manufacturers in the United States and Puerto Rico, by quarters, 1952-57--Continued

| Quarter and year | TYPE 31--BURLEY | | | TYPE 32--SOUTHERN MARYLAND | | | TYPE 35--ONE SUCKER | | |
|------------------|----------------------|------------------|------------------------------|-----------------------------|------------------|------------------------------|-----------------------------------|------------------|------------------------------|
| | Unstemmed reported | Stemmed reported | Farm-sales-weight equivalent | Unstemmed reported | Stemmed reported | Farm-sales-weight equivalent | Unstemmed reported | Stemmed reported | Farm-sales-weight equivalent |
| Jan. 1: | 1,000 lb. | 1,000 lb. | 1,000 lb. | 1,000 lb. | 1,000 lb. | 1,000 lb. | 1,000 lb. | 1,000 lb. | 1,000 lb. |
| 1952..... | 667,583 | 291,109 | 1,188,176 | 39,705 | 13,621 | 59,269 | 36,949 | 696 | 41,359 |
| 1953..... | 661,215 | 330,723 | 1,240,985 | 41,293 | 16,529 | 64,896 | 39,131 | 936 | 44,111 |
| 1954..... | 684,407 | 357,680 | 1,307,749 | 39,394 | 18,300 | 65,399 | 38,097 | 645 | 42,531 |
| 1955..... | 785,563 | 368,132 | 1,436,857 | 41,509 | 19,065 | 68,611 | 45,293 | 773 | 50,574 |
| 1956..... | 870,931 | 390,462 | 1,566,258 | 48,544 | 20,329 | 77,528 | 45,200 | 1,003 | 50,830 |
| 1957..... | 841,866 | 403,285 | 1,553,108 | 42,050 | 19,476 | 69,729 | 45,713 | 1,198 | 51,693 |
| Apr. 1: | | | | | | | | | |
| 1952..... | 687,346 | 379,555 | 1,344,140 | 35,140 | 11,365 | 51,504 | 43,372 | 1,178 | 49,110 |
| 1953..... | 716,196 | 416,750 | 1,432,732 | 37,232 | 13,966 | 57,222 | 47,932 | 986 | 53,782 |
| 1954..... | 740,435 | 427,017 | 1,475,415 | 34,447 | 16,341 | 57,654 | 49,029 | 1,268 | 55,417 |
| 1955..... | 827,932 | 451,718 | 1,610,787 | 36,274 | 16,847 | 60,215 | 50,012 | 885 | 55,892 |
| 1956..... | 759,355 | 472,058 | 1,564,758 | 42,835 | 18,041 | 68,552 | 51,532 | 1,640 | 58,725 |
| 1957..... | 689,035 | 520,246 | 1,558,913 | 35,429 | 17,854 | 60,741 | 52,008 | 1,950 | 59,727 |
| July 1: | | | | | | | | | |
| 1952..... | 598,731 | 353,169 | 1,204,965 | 46,958 | 11,797 | 64,154 | 40,033 | 1,200 | 45,505 |
| 1953..... | 642,654 | 384,918 | 1,302,199 | 51,929 | 13,683 | 71,823 | 44,345 | 881 | 49,708 |
| 1954..... | 659,256 | 390,899 | 1,329,844 | 46,181 | 15,905 | 69,022 | 44,771 | 756 | 49,978 |
| 1955..... | 754,559 | 414,807 | 1,472,759 | 49,318 | 17,069 | 73,826 | 46,081 | 765 | 51,420 |
| 1956..... | 698,302 | 431,872 | 1,435,572 | 54,090 | 15,251 | 76,188 | 48,521 | 1,183 | 54,730 |
| 1957..... | 639,092 | 472,160 | 1,430,218 | 52,293 | 19,038 | 79,573 | 48,524 | 1,813 | 55,715 |
| Oct. 1: | | | | | | | | | |
| 1952..... | 517,953 | 317,961 | 1,061,220 | 45,794 | 18,805 | 72,624 | 36,387 | 845 | 40,979 |
| 1953..... | 573,970 | 344,037 | 1,163,416 | 44,025 | 20,089 | 72,588 | 40,994 | 884 | 46,060 |
| 1954..... | 597,853 | 349,348 | 1,198,201 | 46,652 | 21,110 | 76,675 | 40,962 | 665 | 45,684 |
| 1955..... | 703,592 | 369,216 | 1,346,691 | 54,581 | 20,785 | 84,315 | 43,090 | 806 | 48,224 |
| 1956..... | 649,788 | 378,814 | 1,300,954 | 47,087 | 21,178 | 77,212 | 45,014 | 1,079 | 50,746 |
| 1957..... | 588,027 | 423,544 | 1,299,463 | 45,535 | 23,547 | 78,894 | 43,313 | 1,616 | 49,728 |
| | TYPE 36--GREEN RIVER | | | TYPE 37--VIRGINIA SUN-CURED | | | TYPES 35-37--TOTAL DARK AIR-CURED | | |
| Jan. 1: | | | | | | | | | |
| 1952..... | 27,735 | 986 | 32,807 | 3,477 | 326 | 4,531 | 68,161 | 2,008 | 78,697 |
| 1953..... | 25,089 | 739 | 29,544 | 3,402 | 218 | 4,279 | 67,622 | 1,893 | 77,934 |
| 1954..... | 23,936 | 715 | 28,111 | 3,410 | 196 | 4,254 | 65,443 | 1,556 | 74,896 |
| 1955..... | 23,829 | 1,019 | 28,549 | 3,584 | 164 | 4,408 | 72,706 | 2,028 | 83,531 |
| 1956..... | 24,968 | 1,221 | 30,030 | 3,522 | 174 | 4,351 | 73,690 | 2,398 | 85,211 |
| 1957..... | 25,107 | 1,567 | 30,701 | 4,011 | 232 | 5,007 | 74,831 | 2,997 | 87,401 |
| Apr. 1: | | | | | | | | | |
| 1952..... | 28,288 | 910 | 33,319 | 4,848 | 286 | 6,060 | 76,508 | 2,374 | 88,489 |
| 1953..... | 27,837 | 857 | 32,730 | 4,322 | 261 | 5,411 | 80,091 | 2,104 | 91,923 |
| 1954..... | 25,878 | 753 | 30,362 | 4,260 | 201 | 5,249 | 79,167 | 2,222 | 91,028 |
| 1955..... | 26,464 | 1,342 | 31,934 | 4,424 | 207 | 5,447 | 80,900 | 2,434 | 93,273 |
| 1956..... | 27,701 | 1,672 | 33,788 | 4,514 | 297 | 5,628 | 83,747 | 3,569 | 98,141 |
| 1957..... | 27,174 | 1,762 | 33,327 | 5,515 | 231 | 6,817 | 84,697 | 3,943 | 99,871 |
| July 1: | | | | | | | | | |
| 1952..... | 26,604 | 878 | 31,368 | 4,057 | 257 | 5,098 | 70,694 | 2,335 | 81,971 |
| 1953..... | 25,886 | 905 | 30,597 | 3,857 | 237 | 4,836 | 74,088 | 2,023 | 85,141 |
| 1954..... | 24,161 | 960 | 28,729 | 3,573 | 184 | 4,425 | 72,505 | 1,900 | 83,132 |
| 1955..... | 24,929 | 1,189 | 29,938 | 3,949 | 183 | 4,860 | 74,959 | 2,137 | 86,218 |
| 1956..... | 25,471 | 1,593 | 31,151 | 4,146 | 250 | 5,191 | 78,138 | 3,026 | 91,072 |
| 1957..... | 25,599 | 1,666 | 31,404 | 5,260 | 217 | 6,433 | 79,383 | 3,696 | 93,552 |
| Oct. 1: | | | | | | | | | |
| 1952..... | 24,811 | 816 | 29,250 | 3,434 | 233 | 4,340 | 64,632 | 1,894 | 74,559 |
| 1953..... | 24,643 | 842 | 29,099 | 3,143 | 222 | 3,985 | 68,780 | 1,948 | 79,144 |
| 1954..... | 22,215 | 883 | 26,416 | 3,005 | 162 | 3,733 | 66,182 | 1,710 | 75,833 |
| 1955..... | 23,453 | 1,267 | 28,386 | 3,400 | 159 | 4,186 | 69,943 | 2,232 | 80,796 |
| 1956..... | 24,651 | 1,499 | 30,085 | 3,651 | 232 | 4,589 | 73,316 | 2,810 | 85,420 |
| 1957..... | 22,680 | 1,468 | 27,812 | 4,368 | 169 | 5,324 | 70,361 | 3,253 | 82,864 |

TABLE 6.--Stocks of leaf tobacco, by types, as reported and on a farm-sales-weight equivalent basis, owned by dealers and manufacturers, in the United States and Puerto Rico, by quarters, 1952-57--Continued

| Quarter and year | TYPE 41--PENNSYLVANIA SEEDLEAF | | | TYPES 42-44--OHIO | | | TYPES 41-44--TOTAL CONTINENTAL-GROWN FILLER | | |
|------------------|--|------------------|------------------------------|--|------------------|------------------------------|---|------------------|------------------------------|
| | Unstemmed reported | Stemmed reported | Farm-sales-weight equivalent | Unstemmed reported | Stemmed reported | Farm-sales-weight equivalent | Unstemmed reported | Stemmed reported | Farm-sales-weight equivalent |
| Jan. 1: | 1,000 lb. | 1,000 lb. | 1,000 lb. | 1,000 lb. | 1,000 lb. | 1,000 lb. | 1,000 lb. | 1,000 lb. | 1,000 lb. |
| 1952..... | 98,202 | 4,881 | 115,469 | 23,685 | 1,350 | 28,627 | 121,887 | 6,231 | 144,096 |
| 1953..... | 103,834 | 5,742 | 121,860 | 21,218 | 1,172 | 25,814 | 125,052 | 6,914 | 147,674 |
| 1954..... | 87,215 | 5,598 | 103,527 | 19,729 | 2,045 | 25,724 | 106,944 | 7,643 | 129,251 |
| 1955..... | 79,090 | 5,378 | 94,338 | 17,621 | 1,246 | 22,251 | 96,711 | 6,624 | 116,589 |
| 1956..... | 83,193 | 5,912 | 99,618 | 17,329 | 1,194 | 21,643 | 100,522 | 7,106 | 121,261 |
| 1957..... | 77,980 | 5,531 | 92,503 | 17,505 | 1,243 | 21,921 | 95,485 | 6,774 | 114,424 |
| Apr. 1: | | | | | | | | | |
| 1952..... | 120,356 | 5,021 | 137,506 | 27,002 | 1,369 | 32,662 | 147,358 | 6,390 | 170,168 |
| 1953..... | 126,343 | 5,332 | 143,100 | 25,779 | 1,211 | 31,029 | 152,122 | 6,543 | 174,129 |
| 1954..... | 112,097 | 4,971 | 127,321 | 23,757 | 1,227 | 28,514 | 135,854 | 6,198 | 155,835 |
| 1955..... | 114,902 | 5,607 | 131,267 | 22,552 | 1,160 | 27,302 | 137,454 | 6,767 | 158,569 |
| 1956..... | 110,479 | 5,380 | 127,376 | 22,163 | 1,235 | 26,980 | 132,642 | 6,615 | 154,356 |
| 1957..... | 108,595 | 5,934 | 125,063 | 21,521 | 1,100 | 26,274 | 130,116 | 7,034 | 151,277 |
| July 1: | | | | | | | | | |
| 1952..... | 121,085 | 5,161 | 138,502 | 25,404 | 1,245 | 30,929 | 146,489 | 6,406 | 169,431 |
| 1953..... | 113,846 | 5,220 | 130,773 | 23,974 | 1,232 | 29,022 | 137,820 | 6,452 | 159,795 |
| 1954..... | 100,386 | 4,794 | 115,598 | 22,854 | 1,154 | 27,390 | 123,240 | 5,948 | 142,988 |
| 1955..... | 109,193 | 5,453 | 124,929 | 21,129 | 1,182 | 25,956 | 130,322 | 6,635 | 150,885 |
| 1956..... | 99,740 | 4,946 | 115,128 | 20,706 | 1,162 | 25,219 | 120,446 | 6,108 | 140,347 |
| 1957..... | 100,233 | 6,064 | 116,249 | 20,128 | 1,122 | 24,720 | 120,361 | 7,186 | 140,969 |
| Oct. 1: | | | | | | | | | |
| 1952..... | 114,074 | 5,343 | 132,419 | 23,157 | 1,358 | 28,547 | 137,231 | 6,701 | 160,966 |
| 1953..... | 101,811 | 5,407 | 119,149 | 21,982 | 1,432 | 27,324 | 123,793 | 6,839 | 146,473 |
| 1954..... | 91,166 | 4,838 | 105,706 | 19,401 | 1,145 | 24,137 | 110,567 | 5,983 | 129,843 |
| 1955..... | 96,970 | 5,515 | 112,989 | 18,460 | 1,190 | 22,927 | 115,430 | 6,705 | 135,916 |
| 1956..... | 88,908 | 5,116 | 103,684 | 18,939 | 1,176 | 23,244 | 107,847 | 6,292 | 126,928 |
| 1957..... | 89,678 | 6,314 | 105,327 | 18,797 | 1,085 | 23,144 | 108,475 | 7,399 | 128,471 |
| | TYPE 46--PUERTO RICAN--CONTINENTAL U. S. AND PUERTO RICO | | | TYPE 46--PUERTO RICAN--CONTINENTAL UNITED STATES | | | TYPE 46--PUERTO RICAN--PUERTO RICO | | |
| Jan. 1: | | | | | | | | | |
| 1952..... | 12,671 | 14,746 | 36,822 | 5,198 | 11,388 | 23,070 | 7,473 | 3,358 | 13,754 |
| 1953..... | 6,681 | 18,556 | 35,480 | 3,227 | 15,347 | 26,669 | 3,451 | 3,209 | 8,311 |
| 1954..... | 10,224 | 17,284 | 37,746 | 2,251 | 14,013 | 23,538 | 7,973 | 3,271 | 14,208 |
| 1955..... | 5,745 | 23,462 | 41,721 | 1,899 | 17,811 | 28,791 | 3,846 | 5,651 | 12,930 |
| 1956..... | 10,692 | 25,828 | 51,038 | 2,635 | 18,973 | 31,386 | 8,057 | 6,855 | 19,652 |
| 1957..... | 10,361 | 24,862 | 49,211 | 3,812 | 19,919 | 34,175 | 6,549 | 4,943 | 15,036 |
| Apr. 1: | | | | | | | | | |
| 1952..... | 21,505 | 15,295 | 47,977 | 3,789 | 12,259 | 22,720 | 17,716 | 3,036 | 25,257 |
| 1953..... | 20,456 | 14,989 | 46,293 | 2,510 | 13,451 | 23,002 | 17,946 | 1,538 | 23,291 |
| 1954..... | 22,293 | 17,295 | 51,883 | 3,300 | 14,463 | 25,436 | 18,993 | 2,832 | 26,447 |
| 1955..... | 18,714 | 21,931 | 54,611 | 1,651 | 17,415 | 27,910 | 17,063 | 4,516 | 26,701 |
| 1956..... | 23,206 | 24,926 | 64,334 | 2,594 | 20,608 | 33,777 | 20,612 | 4,318 | 30,557 |
| 1957..... | 16,144 | 23,769 | 54,346 | 3,079 | 18,540 | 31,260 | 13,065 | 5,229 | 23,086 |
| July 1: | | | | | | | | | |
| 1952..... | 23,490 | 13,406 | 48,833 | 2,667 | 10,319 | 19,865 | 20,823 | 3,087 | 28,968 |
| 1953..... | 29,903 | 13,119 | 54,557 | 2,059 | 10,250 | 17,700 | 27,844 | 2,869 | 36,857 |
| 1954..... | 28,115 | 17,241 | 58,644 | 1,400 | 13,314 | 21,499 | 26,715 | 3,927 | 37,115 |
| 1955..... | 34,386 | 19,589 | 69,465 | 1,443 | 15,036 | 24,118 | 32,953 | 4,553 | 45,347 |
| 1956..... | 30,956 | 23,281 | 70,947 | 2,543 | 18,510 | 30,587 | 28,413 | 4,771 | 40,360 |
| 1957..... | 29,545 | 19,571 | 63,762 | 2,818 | 17,146 | 28,874 | 26,727 | 2,425 | 34,888 |
| Oct. 1: | | | | | | | | | |
| 1952..... | 16,201 | 15,337 | 41,835 | 3,501 | 12,210 | 22,311 | 12,700 | 3,127 | 19,524 |
| 1953..... | 19,810 | 16,079 | 47,164 | 2,811 | 10,654 | 19,182 | 16,999 | 5,425 | 27,982 |
| 1954..... | 14,617 | 21,510 | 49,189 | 2,420 | 14,101 | 23,867 | 12,197 | 7,409 | 25,322 |
| 1955..... | 21,247 | 23,073 | 59,278 | 2,543 | 15,559 | 26,186 | 18,704 | 7,514 | 33,092 |
| 1956..... | 18,196 | 24,342 | 57,602 | 3,881 | 18,062 | 31,485 | 14,315 | 6,280 | 26,117 |
| 1957..... | 19,053 | 18,786 | 50,048 | 2,328 | 15,315 | 25,570 | 16,725 | 3,471 | 24,478 |

TABLE 6. --Stocks of leaf tobacco, by types, as reported and on a farm-sales-weight equivalent basis, owned by dealers and manufacturers in the United States and Puerto Rico, by quarters, 1952-57--Continued

| Quarter and year | TYPES 41-46--TOTAL CIGAR FILLER | | | TYPE 51--CONNECTICUT BROADLEAF | | | TYPE 52--CONNECTICUT HAVANA SEED | | |
|------------------|--|------------------|------------------------------|--------------------------------|------------------|------------------------------|----------------------------------|------------------|------------------------------|
| | Unstemmed reported | Stemmed reported | Farm-sales-weight equivalent | Unstemmed reported | Stemmed reported | Farm-sales-weight equivalent | Unstemmed reported | Stemmed reported | Farm-sales-weight equivalent |
| Jan. 1: | 1,000 lb. | 1,000 lb. | 1,000 lb. | 1,000 lb. | 1,000 lb. | 1,000 lb. | 1,000 lb. | 1,000 lb. | 1,000 lb. |
| 1952..... | 134,558 | 20,977 | 180,918 | 28,641 | 521 | 31,366 | 28,516 | 282 | 30,615 |
| 1953..... | 131,730 | 25,461 | 183,154 | 27,925 | 502 | 30,295 | 27,285 | 247 | 28,987 |
| 1954..... | 117,168 | 24,927 | 166,997 | 28,795 | 713 | 31,499 | 26,756 | 251 | 28,707 |
| 1955..... | 102,456 | 30,086 | 158,310 | 29,211 | 489 | 31,335 | 26,244 | 206 | 28,103 |
| 1956..... | 111,214 | 32,934 | 172,299 | 30,279 | 424 | 32,368 | 22,354 | 144 | 23,893 |
| 1957..... | 105,846 | 31,636 | 163,635 | 26,805 | 437 | 29,012 | 21,522 | 213 | 23,107 |
| Apr. 1: | | | | | | | | | |
| 1952..... | 168,863 | 21,685 | 218,145 | 33,180 | 523 | 35,549 | 30,139 | 271 | 32,016 |
| 1953..... | 172,578 | 21,532 | 220,422 | 32,290 | 574 | 34,684 | 25,763 | 424 | 27,893 |
| 1954..... | 158,147 | 23,493 | 207,718 | 30,854 | 502 | 33,084 | 27,776 | 211 | 29,733 |
| 1955..... | 156,168 | 28,698 | 213,180 | 33,946 | 504 | 36,327 | 27,454 | 237 | 29,428 |
| 1956..... | 155,848 | 31,541 | 218,690 | 35,230 | 419 | 37,560 | 27,161 | 237 | 28,842 |
| 1957..... | 146,260 | 30,803 | 205,623 | 28,637 | 465 | 30,992 | 22,125 | 255 | 23,803 |
| July 1: | | | | | | | | | |
| 1952..... | 169,979 | 19,812 | 218,264 | 30,433 | 483 | 32,920 | 29,067 | 184 | 30,771 |
| 1953..... | 167,723 | 19,571 | 214,352 | 31,317 | 481 | 33,535 | 24,890 | 224 | 26,692 |
| 1954..... | 151,355 | 23,189 | 201,602 | 32,755 | 526 | 35,107 | 25,252 | 181 | 27,016 |
| 1955..... | 164,718 | 26,224 | 220,350 | 33,441 | 455 | 35,730 | 24,819 | 276 | 26,689 |
| 1956..... | 151,402 | 29,389 | 211,294 | 32,700 | 321 | 35,102 | 22,228 | 284 | 23,953 |
| 1957..... | 149,906 | 26,757 | 204,731 | 25,636 | 350 | 27,653 | 19,799 | 242 | 21,320 |
| Oct. 1: | | | | | | | | | |
| 1952..... | 153,432 | 22,038 | 202,801 | 27,753 | 549 | 30,170 | 25,634 | 221 | 27,476 |
| 1953..... | 143,603 | 22,918 | 193,637 | 28,167 | 477 | 30,510 | 22,495 | 250 | 24,189 |
| 1954..... | 125,184 | 27,493 | 179,032 | 29,699 | 431 | 31,768 | 22,491 | 170 | 24,302 |
| 1955..... | 136,677 | 29,778 | 195,194 | 31,318 | 376 | 33,394 | 21,778 | 149 | 23,290 |
| 1956..... | 126,043 | 30,634 | 184,530 | 28,542 | 432 | 30,846 | 20,219 | 137 | 21,621 |
| 1957..... | 127,528 | 26,185 | 178,789 | 23,660 | 342 | 25,548 | 18,697 | 142 | 20,203 |
| | TYPE 53--NEW YORK AND PENNSYLVANIA HAVANA SEED | | | TYPE 54--SOUTHERN WISCONSIN | | | TYPE 55--NORTHERN WISCONSIN | | |
| Jan. 1: | | | | | | | | | |
| 1952..... | 1,460 | 65 | 1,719 | 29,336 | 3,585 | 36,036 | 37,031 | 1,407 | 41,630 |
| 1953..... | 1,665 | 83 | 2,009 | 26,747 | 2,957 | 31,815 | 34,289 | 1,141 | 37,242 |
| 1954..... | 1,186 | 61 | 1,396 | 26,975 | 2,576 | 31,537 | 30,079 | 1,100 | 33,122 |
| 1955..... | 1,072 | 51 | 1,233 | 24,349 | 1,939 | 27,945 | 25,702 | 1,080 | 28,499 |
| 1956..... | 882 | 38 | 999 | 23,735 | 1,244 | 26,113 | 26,090 | 1,172 | 29,035 |
| 1957..... | 713 | 11 | 794 | 21,882 | 553 | 23,279 | 25,714 | 884 | 28,237 |
| Apr. 1: | | | | | | | | | |
| 1952..... | 2,599 | 27 | 2,873 | 33,402 | 3,659 | 39,685 | 44,545 | 1,241 | 48,509 |
| 1953..... | 1,966 | 78 | 2,342 | 32,056 | 2,524 | 36,750 | 41,826 | 1,170 | 45,121 |
| 1954..... | 2,192 | 7 | 2,466 | 31,536 | 2,468 | 36,134 | 36,288 | 1,106 | 39,272 |
| 1955..... | 1,846 | 9 | 2,062 | 29,611 | 1,985 | 33,479 | 37,026 | 1,031 | 39,936 |
| 1956..... | 971 | 39 | 1,096 | 28,195 | 671 | 29,939 | 35,411 | 1,243 | 38,921 |
| 1957..... | 1,072 | 35 | 1,221 | 25,547 | 448 | 26,652 | 34,674 | 1,001 | 37,448 |
| July 1: | | | | | | | | | |
| 1952..... | 2,134 | 46 | 2,439 | 31,062 | 3,331 | 36,808 | 40,567 | 1,233 | 44,391 |
| 1953..... | 1,899 | 79 | 2,248 | 30,328 | 2,526 | 34,956 | 36,959 | 1,173 | 40,064 |
| 1954..... | 1,658 | 51 | 1,901 | 29,198 | 2,258 | 33,418 | 33,354 | 1,061 | 36,159 |
| 1955..... | 1,362 | 28 | 1,568 | 27,081 | 2,047 | 30,932 | 32,252 | 825 | 35,020 |
| 1956..... | 725 | 38 | 855 | 25,861 | 521 | 27,334 | 32,821 | 1,162 | 36,089 |
| 1957..... | -- | -- | -- | 22,205 | 510 | 24,011 | 32,620 | 725 | 35,937 |
| Oct. 1: | | | | | | | | | |
| 1952..... | 1,722 | 43 | 2,013 | 29,430 | 3,040 | 34,717 | 36,797 | 1,111 | 40,374 |
| 1953..... | 1,510 | 98 | 1,841 | 28,882 | 2,380 | 33,255 | 32,194 | 1,111 | 35,440 |
| 1954..... | 1,271 | 48 | 1,456 | 26,786 | 1,950 | 30,494 | 29,206 | 1,038 | 31,814 |
| 1955..... | 651 | 51 | 786 | 25,750 | 1,621 | 28,971 | 28,168 | 940 | 30,892 |
| 1956..... | 655 | 22 | 767 | 23,793 | 635 | 25,358 | 29,062 | 893 | 31,765 |
| 1957..... | -- | -- | -- | 19,599 | 318 | 21,013 | 28,642 | 888 | 31,616 |

TABLE 8.--Stocks of leaf tobacco, by types, as reported and on a farm-sales-weight equivalent basis, owned by dealers and manufacturers in the United States and Puerto Rico, by quarters, 1952-57--Continued

| Quarter and year | TYPES 51-55--TOTAL CIGAR BINDER | | | TYPE 81--CONNECTICUT SHADE-GROWN | | |
|------------------|---|---------------------|-------------------------------------|-------------------------------------|---------------------|-------------------------------------|
| | Unstemmed reported | Stemmed reported | Farm-sales- weight equivalent | Unstemmed reported | Stemmed reported | Farm-sales- weight equivalent |
| Jan. 1: | 1,000 lb. | 1,000 lb. | 1,000 lb. | 1,000 lb. | 1,000 lb. | 1,000 lb. |
| 1952..... | 124,984 | 5,860 | 141,366 | 15,265 | 141 | 16,827 |
| 1953..... | 117,911 | 4,935 | 130,348 | 15,254 | 45 | 16,381 |
| 1954..... | 113,791 | 4,701 | 126,261 | 14,702 | 278 | 16,245 |
| 1955..... | 106,578 | 3,765 | 117,115 | 14,668 | 115 | 15,994 |
| 1956..... | 103,340 | 3,022 | 112,408 | 13,908 | 87 | 14,995 |
| 1957..... | 96,636 | 2,098 | 104,429 | 13,999 | 152 | 15,178 |
| Apr. 1: | | | | | | |
| 1952..... | 143,865 | 5,721 | 158,632 | 13,601 | 179 | 15,064 |
| 1953..... | 133,901 | 4,770 | 146,790 | 12,520 | 89 | 13,892 |
| 1954..... | 128,646 | 4,299 | 140,689 | 12,225 | 131 | 13,624 |
| 1955..... | 129,883 | 3,766 | 141,232 | 12,289 | 76 | 13,496 |
| 1956..... | 126,968 | 2,609 | 136,358 | 11,497 | 113 | 12,682 |
| 1957..... | 112,055 | 2,204 | 120,116 | 12,155 | 161 | 13,464 |
| July 1: | | | | | | |
| 1952..... | 133,263 | 5,327 | 147,329 | 11,561 | 72 | 12,930 |
| 1953..... | 125,393 | 4,483 | 137,495 | 9,774 | 86 | 10,966 |
| 1954..... | 122,217 | 4,077 | 133,601 | 10,107 | 137 | 11,405 |
| 1955..... | 118,955 | 3,631 | 129,939 | 9,912 | 73 | 11,101 |
| 1956..... | 114,335 | 2,326 | 123,333 | 9,368 | 113 | 10,552 |
| 1957..... | 100,260 | 1,827 | 108,921 | 10,203 | 62 | 11,410 |
| Oct. 1: | | | | | | |
| 1952..... | 121,336 | 5,094 | 134,750 | 12,679 | 155 | 14,027 |
| 1953..... | 113,248 | 4,374 | 125,235 | 10,658 | 224 | 11,916 |
| 1954..... | 109,453 | 3,637 | 119,834 | 10,945 | 120 | 12,090 |
| 1955..... | 107,665 | 3,137 | 117,333 | 11,220 | 123 | 12,394 |
| 1956..... | 102,271 | 2,119 | 110,357 | 10,981 | 87 | 12,085 |
| 1957..... | 90,598 | 1,690 | 98,380 | 10,133 | 120 | 11,205 |
| | TYPE 62--GEORGIA AND FLORIDA SHADE-GROWN | | | TYPES 61-62--TOTAL CIGAR WRAPPER | | |
| Jan. 1: | | | | | | |
| 1952..... | 9,679 | 69 | 10,933 | 24,944 | 210 | 27,760 |
| 1953..... | 9,837 | 89 | 11,137 | 25,091 | 134 | 27,518 |
| 1954..... | 8,477 | 94 | 9,707 | 23,179 | 372 | 25,952 |
| 1955..... | 8,578 | 60 | 9,775 | 23,246 | 175 | 25,769 |
| 1956..... | 8,662 | 105 | 9,844 | 22,570 | 192 | 24,839 |
| 1957..... | 7,872 | 190 | 9,154 | 21,871 | 342 | 24,332 |
| Apr. 1: | | | | | | |
| 1952..... | 8,683 | 62 | 9,984 | 22,284 | 241 | 25,048 |
| 1953..... | 8,710 | 52 | 10,001 | 21,230 | 141 | 23,893 |
| 1954..... | 7,317 | 78 | 8,449 | 19,542 | 209 | 22,073 |
| 1955..... | 7,157 | 43 | 8,217 | 19,446 | 119 | 21,713 |
| 1956..... | 7,378 | 50 | 8,479 | 18,875 | 163 | 21,161 |
| 1957..... | 7,404 | 198 | 8,713 | 19,559 | 359 | 22,177 |
| July 1: | | | | | | |
| 1952..... | 7,197 | 52 | 8,276 | 18,758 | 124 | 21,206 |
| 1953..... | 7,243 | 50 | 8,325 | 17,017 | 136 | 19,291 |
| 1954..... | 5,787 | 132 | 6,778 | 15,894 | 269 | 18,183 |
| 1955..... | 5,971 | 75 | 6,910 | 15,883 | 148 | 18,011 |
| 1956..... | 5,568 | 64 | 6,435 | 14,936 | 177 | 16,987 |
| 1957..... | 6,070 | 146 | 7,120 | 16,273 | 208 | 18,530 |
| Oct. 1: | | | | | | |
| 1952..... | 9,372 | 57 | 10,385 | 22,051 | 212 | 24,412 |
| 1953..... | 9,125 | 43 | 10,095 | 19,783 | 267 | 22,011 |
| 1954..... | 8,699 | 56 | 9,643 | 19,644 | 176 | 21,733 |
| 1955..... | 8,764 | 42 | 9,608 | 19,984 | 165 | 22,002 |
| 1956..... | 8,804 | 161 | 9,718 | 19,785 | 248 | 21,803 |
| 1957..... | 8,736 | 88 | 9,815 | 18,869 | 208 | 21,020 |

Table 6.--Stocks of leaf tobacco, by types, as reported and on a farm-sales-weight equivalent basis, owned by dealers and manufacturers in the United States and Puerto Rico, by quarters, 1952-57--Continued

| Quarter and year | TYPE 72--PERIQUE | | | TYPE 73--OTHER MISCELLANEOUS DOMESTIC ¹ | | | TYPES 72-77 ² TOTAL MISCELLANEOUS DOMESTIC | | |
|------------------|--------------------|------------------|------------------------------|--|------------------|------------------------------|---|------------------|------------------------------|
| | Unstemmed reported | Stemmed reported | Farm-sales-weight equivalent | Unstemmed reported | Stemmed reported | Farm-sales-weight equivalent | Unstemmed reported | Stemmed reported | Farm-sales-weight equivalent |
| Jan. 1: | 1,000 lb. | 1,000 lb. | 1,000 lb. | 1,000 lb. | 1,000 lb. | 1,000 lb. | 1,000 lb. | 1,000 lb. | 1,000 lb. |
| 1952..... | -- | 633 | 702 | 282 | 522 | 1,066 | 855 | 1,156 | 2,394 |
| 1953..... | -- | 699 | 1,016 | 117 | 600 | 1,000 | 424 | 1,299 | 2,351 |
| 1954..... | -- | 667 | 969 | 236 | 442 | 899 | 462 | 1,109 | 2,114 |
| 1955..... | -- | 654 | 950 | 270 | 426 | 913 | 511 | 1,080 | 2,126 |
| 1956..... | -- | 496 | 720 | 159 | 2,220 | 3,399 | 619 | 2,716 | 4,620 |
| 1957..... | -- | 495 | 719 | 159 | 2,014 | 3,100 | 559 | 2,509 | 4,255 |
| Apr. 1: | | | | | | | | | |
| 1952..... | -- | 685 | 995 | 223 | 401 | 826 | 572 | 1,086 | 2,201 |
| 1953..... | -- | 697 | 1,013 | 150 | 440 | 803 | 431 | 1,137 | 2,100 |
| 1954..... | -- | 652 | 947 | 300 | 439 | 965 | 370 | 1,092 | 1,990 |
| 1955..... | -- | 578 | 839 | 242 | 421 | 875 | 460 | 999 | 1,952 |
| 1956..... | -- | 552 | 802 | 147 | 2,180 | 3,328 | 590 | 2,732 | 4,613 |
| 1957..... | -- | 539 | 783 | 813 | 1,799 | 3,500 | 1,230 | 2,338 | 4,738 |
| July 1: | | | | | | | | | |
| 1952..... | -- | 648 | 942 | 224 | 510 | 985 | 522 | 1,158 | 2,252 |
| 1953..... | -- | 658 | 956 | 126 | 440 | 777 | 379 | 1,098 | 2,009 |
| 1954..... | -- | 631 | 917 | 303 | 518 | 1,082 | 356 | 1,149 | 2,057 |
| 1955..... | -- | 534 | 776 | 245 | 880 | 1,546 | 417 | 1,414 | 2,509 |
| 1956..... | -- | 509 | 739 | 147 | 2,433 | 3,695 | 457 | 2,942 | 4,772 |
| 1957..... | -- | 511 | 742 | 2,127 | 1,908 | 5,090 | 2,438 | 2,419 | 6,171 |
| Oct. 1: | | | | | | | | | |
| 1952..... | -- | 622 | 904 | 134 | 500 | 873 | 449 | 1,122 | 2,120 |
| 1953..... | -- | 622 | 904 | 94 | 416 | 707 | 378 | 1,038 | 1,921 |
| 1954..... | -- | 564 | 820 | 268 | 561 | 1,107 | 457 | 1,125 | 2,133 |
| 1955..... | -- | 484 | 703 | 168 | 1,811 | 2,814 | 558 | 2,295 | 3,942 |
| 1956..... | -- | 515 | 748 | 129 | 1,988 | 3,029 | 457 | 2,503 | 4,135 |
| 1957..... | -- | 483 | 702 | 2,022 | 1,889 | 4,949 | 2,390 | 2,372 | 6,052 |

¹ Although Type 73 is defined as all domestic types of tobacco not otherwise classified, the bulk of the stocks reported in this type consisted of cuttings, clippings, and trimmings. This is the result in most instances of the inability of reporters to designate cuttings, clippings, and trimmings in the "S" group of the types to which they properly belong. Also, includes stocks formerly reported as Type 71.

² Includes Type 77 Domestic Aromatic since April 1, 1951.

Compiled from quarterly Tobacco Stocks Reports, Tobacco Division, AMS. Consult the reports for further detailed information.

TABLE 7.--Stocks of foreign-grown cigar leaf, and cigarette and smoking tobacco, by types as reported and on an unstemmed basis, owned by dealers and manufacturers in the United States, by quarters, 1952-57¹

| Quarter and year | TYPE 81--CUBA (HAVANA) | | | TYPE 82--SUMATRA AND JAVA ² | | |
|------------------|--------------------------------------|------------------|--------------------------|---|------------------|--------------------------|
| | Unstemmed reported | Stemmed reported | Total on unstemmed basis | Unstemmed reported | Stemmed reported | Total on unstemmed basis |
| Jan. 1: | 1,000 lb. | 1,000 lb. | 1,000 lb. | 1,000 lb. | 1,000 lb. | 1,000 lb. |
| 1952..... | 5,940 | 9,295 | 17,140 | 619 | 31 | 656 |
| 1953..... | 5,528 | 9,323 | 16,762 | 386 | 16 | 405 |
| 1954..... | 5,342 | 8,614 | 15,722 | 277 | 5 | 283 |
| 1955..... | 4,921 | 8,749 | 15,464 | 273 | 22 | 300 |
| 1956..... | 5,486 | 9,728 | 17,208 | 228 | 493 | 822 |
| 1957..... | 6,356 | 7,127 | 14,944 | 83 | 13 | 99 |
| Apr. 1: | | | | | | |
| 1952..... | 5,477 | 10,241 | 17,817 | 500 | 12 | 514 |
| 1953..... | 5,719 | 8,785 | 16,305 | 358 | 159 | 550 |
| 1954..... | 5,131 | 9,202 | 16,219 | 209 | 5 | 215 |
| 1955..... | 5,178 | 9,340 | 17,035 | 221 | 97 | 338 |
| 1956..... | 7,021 | 8,567 | 17,344 | 157 | -- | 157 |
| 1957..... | 7,856 | 6,836 | 16,093 | 60 | 23 | 88 |
| July 1: | | | | | | |
| 1952..... | 4,938 | 10,261 | 17,303 | 707 | 21 | 732 |
| 1953..... | 4,923 | 8,863 | 15,603 | 316 | 9 | 327 |
| 1954..... | 5,294 | 8,455 | 15,482 | 265 | 6 | 272 |
| 1955..... | 5,500 | 9,445 | 16,881 | 263 | 16 | 282 |
| 1956..... | 7,407 | 7,387 | 16,308 | 111 | 6 | 118 |
| 1957..... | 8,132 | 7,230 | 16,844 | 121 | 2 | 123 |
| Oct. 1: | | | | | | |
| 1952..... | 4,793 | 9,632 | 16,400 | 706 | 17 | 726 |
| 1953..... | 5,062 | 8,994 | 15,900 | 333 | 9 | 344 |
| 1954..... | 4,633 | 8,643 | 15,048 | 327 | 24 | 356 |
| 1955..... | 5,224 | 9,642 | 16,843 | 221 | 28 | 255 |
| 1956..... | 6,668 | 8,131 | 16,466 | 88 | 22 | 115 |
| 1957..... | 8,071 | 7,773 | 17,437 | 89 | -- | 89 |
| | TYPE 83--PHILIPPINE ISLANDS (MANILA) | | | TYPE 84--OTHER FOREIGN-GROWN CIGAR LEAF | | |
| Jan. 1: | | | | | | |
| 1952..... | 543 | 33 | 583 | 16 | 8 | 26 |
| 1953..... | 868 | 675 | 1,681 | 1 | 13 | 17 |
| 1954..... | 632 | 991 | 1,826 | 4 | 13 | 20 |
| 1955..... | -- | 1,255 | 1,512 | 2 | -- | 2 |
| 1956..... | 42 | 965 | 1,205 | -- | -- | -- |
| 1957..... | 209 | 5,252 | 6,538 | 27 | -- | 27 |
| Apr. 1: | | | | | | |
| 1952..... | 492 | 51 | 553 | 5 | 14 | 22 |
| 1953..... | 469 | 1,018 | 1,696 | -- | 13 | 16 |
| 1954..... | -- | 1,287 | 1,591 | -- | -- | -- |
| 1955..... | -- | 1,179 | 1,421 | -- | -- | -- |
| 1956..... | 452 | 2,523 | 3,492 | -- | -- | -- |
| 1957..... | 803 | 5,555 | 7,497 | 163 | 2 | 165 |
| July 1: | | | | | | |
| 1952..... | 547 | 85 | 649 | 5 | 21 | 30 |
| 1953..... | 37 | 1,731 | 2,123 | -- | 13 | 16 |
| 1954..... | 3 | 1,384 | 1,671 | -- | -- | -- |
| 1955..... | -- | 777 | 936 | -- | -- | -- |
| 1956..... | 242 | 3,261 | 4,172 | -- | -- | -- |
| 1957..... | 2,591 | 3,742 | 7,100 | -- | 1 | 1 |
| Oct. 1: | | | | | | |
| 1952..... | 920 | 37 | 965 | 11 | 120 | 156 |
| 1953..... | 21 | 1,653 | 2,013 | 9 | 13 | 25 |
| 1954..... | -- | 1,397 | 1,683 | -- | -- | -- |
| 1955..... | -- | 713 | 859 | 166 | -- | 166 |
| 1956..... | 161 | 4,280 | 5,318 | -- | -- | -- |
| 1957..... | 20 | 6,833 | 8,254 | -- | -- | -- |

See footnotes at end of table.

TABLE 7.--Stocks of foreign-grown cigar leaf, and cigarette and smoking tobacco, by types, as reported and on an unstemmed basis, owned by dealers and manufacturers in the United States, by quarters, 1952-57¹--Continued

| Quarter and year | TYPES 81-84--TOTAL FOREIGN-GROWN CIGAR LEAF | | | TYPE 90--FOREIGN-GROWN CIGARETTE AND SMOKING TOBACCO (TURKISH AND OTHER) | | |
|------------------|---|------------------|--------------------------|--|------------------|--------------------------|
| | Unstemmed reported | Stemmed reported | Total on unstemmed basis | Unstemmed reported | Stemmed reported | Total on unstemmed basis |
| Jan. 1: | 1,000 lb. | 1,000 lb. | 1,000 lb. | 1,000 lb. | 1,000 lb. | 1,000 lb. |
| 1952..... | 7,118 | 9,367 | 18,405 | 169,731 | -- | 169,731 |
| 1953..... | 6,783 | 10,027 | 18,865 | 167,891 | -- | 167,891 |
| 1954..... | 6,255 | 9,623 | 17,851 | 180,949 | -- | 180,949 |
| 1955..... | 5,196 | 10,026 | 17,278 | 185,771 | -- | 185,771 |
| 1956..... | 5,756 | 11,186 | 19,235 | 175,266 | -- | 175,266 |
| 1957..... | 6,675 | 12,392 | 21,608 | 169,593 | -- | 169,593 |
| Apr. 1: | | | | | | |
| 1952..... | 6,474 | 10,318 | 18,906 | 176,459 | -- | 176,459 |
| 1953..... | 6,546 | 9,975 | 18,567 | 166,707 | -- | 166,707 |
| 1954..... | 5,340 | 10,494 | 17,985 | 182,632 | -- | 182,632 |
| 1955..... | 5,399 | 11,116 | 18,794 | 190,807 | -- | 190,807 |
| 1956..... | 7,630 | 11,090 | 20,993 | 212,675 | -- | 212,675 |
| 1957..... | 8,882 | 12,416 | 23,843 | 174,698 | -- | 174,698 |
| July 1: | | | | | | |
| 1952..... | 6,197 | 10,388 | 18,714 | 179,184 | -- | 179,184 |
| 1953..... | 5,276 | 10,616 | 18,069 | 177,556 | -- | 177,556 |
| 1954..... | 5,562 | 9,845 | 17,425 | 167,305 | -- | 167,305 |
| 1955..... | 5,763 | 10,238 | 18,099 | 172,519 | -- | 172,519 |
| 1956..... | 7,760 | 10,654 | 20,598 | 195,476 | -- | 195,476 |
| 1957..... | 10,844 | 10,975 | 24,068 | 208,537 | -- | 208,537 |
| Oct. 1: | | | | | | |
| 1952..... | 6,430 | 9,806 | 18,247 | 160,541 | -- | 160,541 |
| 1953..... | 5,425 | 10,669 | 18,282 | 163,222 | -- | 163,222 |
| 1954..... | 4,960 | 10,064 | 17,087 | 149,423 | -- | 149,423 |
| 1955..... | 5,611 | 10,383 | 18,123 | 153,548 | -- | 153,548 |
| 1956..... | 6,917 | 12,433 | 21,899 | 174,473 | -- | 174,473 |
| 1957..... | 8,180 | 14,606 | 25,780 | 190,228 | 15 | 190,246 |

¹ Stocks of foreign-grown tobacco are not converted to farm-sales weight but are shown on an import-weight basis. However, for comparability, stemmed stocks have been converted to an unstemmed equivalent, and for this purpose a tentative factor of 1.205 has been used.

² Does not include stocks of Sumatra and Java leaf held in the Free Trade Zone.

Compiled from quarterly Tobacco Stocks Reports, Tobacco Division, AMS.

TABLE 8.--Total stocks of leaf tobacco, as reported and on a farm-sales-weight equivalent basis for domestic types and unstemmed basis for foreign-grown tobacco, owned by dealers and manufacturers in the United States and Puerto Rico, by quarters, 1952-57 Types 11-90--Grand Total Stocks

| Quarter and year | Unstemmed reported | Stemmed reported | Farm-sales-weight equivalent | Quarter and year | Unstemmed reported | Stemmed reported | Farm-sales-weight equivalent |
|------------------|--------------------|------------------|------------------------------|------------------|--------------------|------------------|------------------------------|
| Jan. 1: | 1,000 lb. | 1,000 lb. | 1,000 lb. | Apr. 1: | 1,000 lb. | 1,000 lb. | 1,000 lb. |
| 1952..... | 2,352,030 | 1,154,262 | 4,271,884 | 1952..... | 2,309,990 | 1,170,286 | 4,246,903 |
| 1953..... | 2,392,350 | 1,276,229 | 4,492,606 | 1953..... | 2,394,329 | 1,269,316 | 4,486,501 |
| 1954..... | 2,371,245 | 1,306,136 | 4,514,830 | 1954..... | 2,407,230 | 1,295,833 | 4,539,610 |
| 1955..... | 2,476,794 | 1,403,321 | 4,773,648 | 1955..... | 2,523,384 | 1,399,300 | 4,818,616 |
| 1956..... | 2,744,470 | 1,472,763 | 5,174,620 | 1956..... | 2,635,182 | 1,459,704 | 5,030,314 |
| 1957..... | 2,820,282 | 1,536,358 | 5,352,829 | 1957..... | 2,666,277 | 1,557,288 | 5,212,785 |
| July 1: | | | | Oct. 1: | | | |
| 1952..... | 2,051,726 | 1,081,154 | 3,829,766 | 1952..... | 2,053,009 | 1,165,352 | 3,952,399 |
| 1953..... | 2,146,516 | 1,152,775 | 4,040,150 | 1953..... | 2,195,971 | 1,242,825 | 4,226,886 |
| 1954..... | 2,156,816 | 1,172,914 | 4,083,998 | 1954..... | 2,172,231 | 1,270,434 | 4,241,690 |
| 1955..... | 2,314,256 | 1,272,449 | 4,403,617 | 1955..... | 2,489,960 | 1,341,727 | 4,700,008 |
| 1956..... | 2,406,266 | 1,328,513 | 4,586,565 | 1956..... | 2,494,407 | 1,397,153 | 4,782,945 |
| 1957..... | 2,520,667 | 1,418,707 | 4,845,778 | 1957..... | 2,547,905 | 1,446,649 | 4,917,602 |

Compiled from quarterly Tobacco Stocks Reports, Tobacco Division, AMS.

TABLE 9. --Sales and average prices of tobaccos sold at auction in the United States, by types, States, and markets, crops of 1952-56

TYPE 11 (a) --OLD BELT FLUE-CURED

| State and market | Producers' sales | | | | | Average price per 100 lb. | | | | |
|-------------------|------------------|-----------|-----------|-----------|-----------|---------------------------|-----------|-----------|-----------|-----------|
| | 1956 crop | 1955 crop | 1954 crop | 1953 crop | 1952 crop | 1956 crop | 1955 crop | 1954 crop | 1953 crop | 1952 crop |
| Virginia: | 1,000 lb. | 1,000 lb. | 1,000 lb. | 1,000 lb. | 1,000 lb. | Dollars | Dollars | Dollars | Dollars | Dollars |
| Brookneal..... | 5,163 | 5,391 | 4,675 | 5,480 | 6,976 | 50.46 | 53.61 | 53.28 | 49.10 | 51.03 |
| Chase City..... | 4,209 | 3,454 | 2,736 | 3,426 | 5,416 | 49.95 | 49.64 | 46.36 | 38.41 | 48.40 |
| Clarksville.... | 7,751 | 6,331 | 5,251 | 5,071 | 8,465 | 50.00 | 49.79 | 46.62 | 34.91 | 48.53 |
| Danville..... | 75,456 | 71,637 | 69,190 | 63,487 | 72,557 | 53.04 | 56.35 | 53.96 | 42.71 | 51.51 |
| Kenbridge..... | 10,366 | 8,072 | 8,659 | 7,606 | 10,033 | 55.52 | 52.36 | 49.07 | 43.44 | 51.05 |
| Lawrenceville.. | 3,695 | 3,584 | 3,035 | 2,473 | 4,084 | 51.98 | 52.02 | 49.26 | 38.21 | 50.11 |
| Martinsville... | 6,943 | 5,094 | 4,528 | 2,826 | 5,724 | 49.56 | 54.08 | 54.52 | 41.82 | 46.86 |
| Petersburg..... | 9,307 | 6,347 | 6,183 | 6,371 | 8,869 | 54.98 | 53.55 | 52.33 | 42.58 | 51.18 |
| Rocky Mount.... | 1,147 | 1,953 | 2,429 | 1,412 | 3,060 | 47.93 | 54.10 | 53.22 | 40.57 | 49.10 |
| South Boston... | 31,344 | 26,976 | 26,701 | 25,960 | 29,766 | 51.35 | 54.65 | 52.49 | 42.27 | 51.13 |
| South Hill..... | 14,373 | 10,064 | 9,887 | 8,716 | 13,132 | 52.35 | 51.41 | 47.42 | 39.22 | 50.09 |
| Other..... | 2 | 1 | 20 | 14 | -- | 15.50 | 8.99 | 8.37 | 7.08 | -- |
| Total..... | 169,756 | 148,904 | 143,294 | 132,842 | 168,082 | 52.42 | 54.62 | 52.33 | 42.16 | 50.78 |
| North Carolina: | | | | | | | | | | |
| Burlington..... | 13,604 | 11,223 | 8,679 | 5,695 | 8,166 | 49.50 | 54.01 | 50.43 | 36.06 | 47.19 |
| Greensboro..... | 9,314 | 9,166 | 7,988 | 5,142 | 7,559 | 45.30 | 52.58 | 50.35 | 37.52 | 44.67 |
| Madison..... | 9,084 | 9,487 | 8,163 | 7,213 | 10,651 | 46.43 | 53.56 | 53.32 | 41.30 | 47.34 |
| Mebane..... | 4,535 | 3,621 | 2,801 | 2,434 | 5,158 | 48.94 | 51.87 | 48.23 | 37.70 | 48.46 |
| Mount Airy..... | 10,517 | 13,138 | 11,862 | 7,119 | 12,273 | 47.15 | 54.50 | 54.88 | 43.70 | 45.19 |
| Reidsville..... | 12,815 | 11,620 | 9,932 | 10,099 | 12,600 | 47.59 | 53.80 | 50.59 | 34.88 | 47.50 |
| Roxboro..... | 8,678 | 8,927 | 7,384 | 6,730 | 8,375 | 50.07 | 53.04 | 50.49 | 37.40 | 50.94 |
| Stoneville..... | 6,862 | 7,876 | 6,172 | 5,163 | 6,705 | 47.66 | 54.56 | 54.05 | 41.46 | 47.92 |
| Winston-Salem.. | 61,883 | 62,022 | 56,528 | 53,543 | 60,788 | 47.10 | 54.23 | 52.70 | 43.55 | 44.75 |
| Total..... | 137,292 | 137,080 | 119,509 | 103,138 | 132,276 | 47.50 | 53.92 | 52.29 | 41.20 | 46.10 |
| Total Type 11(a). | 307,048 | 285,984 | 262,803 | 235,980 | 300,358 | 50.22 | 54.29 | 52.31 | 41.74 | 48.72 |

TYPE 11(b) --MIDDLE BELT FLUE-CURED

| | | | | | | | | | | |
|-------------------|---------|---------|---------|---------|---------|-------|-------|-------|-------|-------|
| North Carolina: | | | | | | | | | | |
| Aberdeen..... | 5,137 | 5,874 | 4,931 | 4,667 | 4,645 | 48.51 | 50.49 | 44.26 | 50.47 | 46.28 |
| Carthage..... | 5,738 | 5,532 | 3,618 | 3,027 | 4,504 | 51.97 | 52.49 | 52.43 | 50.16 | 49.48 |
| Durham..... | 46,862 | 39,710 | 35,946 | 28,213 | 40,805 | 53.37 | 53.56 | 54.36 | 47.26 | 49.06 |
| Ellerbe..... | 4,200 | 4,324 | 2,469 | 2,764 | 2,729 | 47.74 | 51.20 | 45.42 | 52.45 | 45.97 |
| Fuquay-Varina.. | 28,714 | 27,007 | 30,889 | 30,037 | 28,823 | 55.38 | 54.28 | 56.57 | 54.28 | 49.92 |
| Henderson..... | 22,006 | 24,469 | 19,544 | 17,582 | 24,098 | 50.52 | 53.11 | 50.79 | 40.99 | 50.97 |
| Louisburg..... | 9,801 | 8,796 | 7,769 | 4,642 | 8,418 | 50.70 | 51.35 | 50.34 | 43.60 | 49.84 |
| Oxford..... | 25,625 | 22,767 | 21,417 | 17,880 | 26,434 | 51.84 | 52.70 | 52.82 | 42.52 | 50.99 |
| Sanford..... | 7,592 | 8,902 | 6,770 | 6,132 | 8,075 | 52.59 | 52.38 | 53.93 | 46.80 | 49.53 |
| Warrenton..... | 11,098 | 10,533 | 9,184 | 7,789 | 10,138 | 49.91 | 51.71 | 47.18 | 41.60 | 50.79 |
| Total Type 11(b). | 166,773 | 157,914 | 142,537 | 122,733 | 158,670 | 52.34 | 52.96 | 52.86 | 47.18 | 49.88 |

TYPE 12 --EASTERN NORTH CAROLINA FLUE-CURED

| | | | | | | | | | | |
|-------------------|---------|---------|---------|---------|---------|-------|-------|-------|-------|-------|
| North Carolina: | | | | | | | | | | |
| Ahoskie..... | 13,235 | 11,536 | 12,545 | 11,524 | 11,854 | 51.15 | 52.15 | 53.21 | 57.98 | 48.75 |
| Clinton..... | 12,172 | 11,380 | 10,087 | 9,294 | 9,552 | 53.11 | 51.85 | 53.73 | 55.11 | 48.13 |
| Dunn..... | 9,105 | 11,049 | 9,148 | 8,811 | 7,803 | 52.36 | 51.71 | 54.66 | 55.04 | 49.33 |
| Farmville..... | 25,620 | 29,312 | 26,108 | 25,791 | 25,615 | 51.39 | 52.94 | 56.03 | 59.41 | 53.21 |
| Goldsboro..... | 14,771 | 14,861 | 13,800 | 13,263 | 13,398 | 52.23 | 53.02 | 54.82 | 55.73 | 49.95 |
| Greenville..... | 66,796 | 73,645 | 62,821 | 60,092 | 56,487 | 51.17 | 52.69 | 54.49 | 59.90 | 51.40 |
| Kinston..... | 69,619 | 73,898 | 69,994 | 61,111 | 67,882 | 51.51 | 52.23 | 56.96 | 58.23 | 54.48 |
| Robersonville.. | 12,894 | 11,818 | 11,823 | 11,073 | 10,453 | 52.35 | 52.66 | 56.42 | 59.44 | 50.46 |
| Rocky Mount.... | 69,547 | 65,675 | 69,024 | 58,328 | 64,744 | 51.60 | 54.15 | 53.85 | 55.71 | 50.94 |
| Smithfield..... | 25,362 | 27,687 | 28,426 | 28,037 | 30,699 | 51.68 | 52.86 | 55.36 | 55.61 | 48.93 |
| Tarboro..... | 16,491 | 13,583 | 12,625 | 10,766 | 11,176 | 52.53 | 53.30 | 55.27 | 59.85 | 52.09 |
| Wallace..... | 15,279 | 15,557 | 14,906 | 15,358 | 15,897 | 54.35 | 51.55 | 55.29 | 58.32 | 52.36 |
| Washington..... | 14,026 | 14,420 | 14,304 | 11,749 | 10,449 | 51.24 | 52.79 | 55.75 | 60.87 | 50.28 |
| Wendell..... | 13,079 | 17,782 | 10,996 | 9,602 | 11,027 | 51.90 | 49.75 | 54.04 | 49.65 | 48.97 |
| Williamston.... | 9,638 | 10,842 | 12,363 | 10,763 | 10,608 | 50.33 | 52.29 | 56.11 | 59.61 | 50.73 |
| Wilson..... | 84,462 | 87,480 | 88,382 | 83,101 | 81,803 | 52.49 | 54.44 | 55.85 | 57.99 | 49.06 |
| Windsor..... | 5,720 | 7,138 | 4,010 | 3,720 | 2,823 | 49.90 | 49.79 | 53.93 | 56.72 | 46.68 |
| Total Type 12.... | 477,816 | 497,663 | 471,362 | 432,383 | 442,271 | 51.83 | 52.93 | 55.28 | 57.74 | 50.98 |

TABLE 9. --Sales and average prices of tobaccos sold at auction in the United States, by types, States, and markets, crops of 1952-56--Continued

TYPE 13--SOUTH CAROLINA AND BORDER NORTH CAROLINA FLUE-CURED

| State and market | Producers' sales | | | | | Average price per 100 lb. | | | | |
|-------------------|------------------|-----------|-----------|-----------|-----------|---------------------------|-----------|-----------|-----------|-----------|
| | 1956 crop | 1955 crop | 1954 crop | 1953 crop | 1952 crop | 1956 crop | 1955 crop | 1954 crop | 1953 crop | 1952 crop |
| South Carolina: | 1,000 lb. | 1,000 lb. | 1,000 lb. | 1,000 lb. | 1,000 lb. | Dollars | Dollars | Dollars | Dollars | Dollars |
| Conway..... | 5,901 | 8,325 | 4,789 | 6,706 | 6,433 | 52.40 | 54.58 | 51.37 | 56.50 | 53.57 |
| Darlington..... | 6,411 | 9,663 | 5,499 | 7,567 | 7,918 | 49.37 | 52.84 | 45.05 | 55.89 | 52.40 |
| Dillon..... | 4,127 | 7,183 | 3,388 | 4,410 | 4,949 | 50.56 | 51.70 | 49.79 | 53.87 | 50.58 |
| Hemingway..... | 7,090 | 8,722 | 6,324 | 5,438 | 7,608 | 53.16 | 55.50 | 49.55 | 54.32 | 52.10 |
| Kingstree..... | 6,650 | 7,558 | 5,221 | 6,172 | 6,530 | 50.82 | 51.73 | 50.60 | 55.43 | 51.88 |
| Lake City..... | 31,734 | 36,669 | 27,910 | 31,450 | 29,942 | 52.16 | 54.98 | 48.00 | 56.83 | 53.26 |
| Lamar..... | 3,747 | 6,040 | 1,476 | 2,989 | 3,031 | 48.39 | 52.33 | 45.34 | 54.34 | 49.36 |
| Loris..... | 7,079 | 9,707 | 7,276 | 8,087 | 7,259 | 54.59 | 55.24 | 54.70 | 59.82 | 53.76 |
| Mullins..... | 47,433 | 51,172 | 43,459 | 46,649 | 48,723 | 53.48 | 55.47 | 49.62 | 57.47 | 53.05 |
| Pamplico..... | 7,055 | 8,991 | 5,372 | 6,640 | 7,633 | 54.67 | 56.13 | 51.38 | 56.62 | 55.54 |
| Timmonsville... | 18,944 | 20,707 | 12,927 | 19,388 | 18,739 | 50.59 | 53.62 | 43.09 | 57.00 | 52.68 |
| Total..... | 146,171 | 174,737 | 123,641 | 145,496 | 148,763 | 52.36 | 54.56 | 48.80 | 56.86 | 52.94 |
| North Carolina: | | | | | | | | | | |
| Chadbourn..... | 10,387 | 9,936 | 7,200 | 8,840 | 6,491 | 56.59 | 54.32 | 55.36 | 58.61 | 52.44 |
| Clarkton..... | 7,607 | 9,942 | 6,911 | 8,520 | 7,180 | 53.31 | 50.82 | 53.79 | 54.74 | 50.08 |
| Fair Bluff..... | 7,723 | 8,841 | 5,056 | 5,900 | 5,058 | 55.38 | 54.02 | 55.47 | 58.91 | 53.84 |
| Fairmont..... | 43,304 | 46,105 | 43,531 | 45,440 | 43,579 | 55.44 | 54.99 | 54.99 | 58.87 | 53.17 |
| Fayetteville..... | 6,917 | 8,659 | 6,509 | 6,518 | 6,895 | 51.61 | 51.21 | 51.31 | 50.02 | 44.66 |
| Lumberton..... | 32,690 | 36,925 | 34,354 | 38,464 | 35,103 | 54.40 | 54.07 | 52.75 | 56.73 | 50.14 |
| Tabor City..... | 10,181 | 10,319 | 8,902 | 8,731 | 6,470 | 56.08 | 55.46 | 54.19 | 59.39 | 52.48 |
| Whiteville..... | 37,589 | 37,705 | 33,912 | 36,142 | 33,405 | 54.99 | 54.21 | 55.26 | 59.44 | 53.37 |
| Total..... | 156,398 | 168,432 | 146,375 | 158,572 | 144,180 | 54.96 | 54.11 | 54.29 | 57.91 | 51.88 |
| Total Type 13.... | 302,569 | 343,169 | 270,016 | 304,068 | 292,943 | 53.70 | 54.34 | 51.78 | 57.41 | 52.42 |

TYPE 14--GEORGIA AND FLORIDA FLUE-CURED

| | | | | | | | | | | |
|-------------------|---------|---------|---------|---------|---------|-------|-------|-------|-------|-------|
| Georgia: | | | | | | | | | | |
| Adel..... | 4,535 | 5,478 | 4,776 | 4,618 | 4,881 | 47.39 | 48.52 | 48.13 | 52.53 | 52.21 |
| Alma..... | 3,315 | 3,276 | 1,381 | -- | -- | 51.45 | 48.12 | 47.61 | -- | -- |
| Baxley..... | 5,232 | 5,468 | 5,338 | 5,965 | 5,179 | 51.24 | 48.39 | 43.96 | 53.61 | 50.64 |
| Blackshear..... | 11,325 | 11,550 | 9,992 | 10,890 | 10,069 | 51.47 | 51.56 | 51.22 | 53.38 | 54.21 |
| Claxton..... | 6,574 | 6,893 | 4,002 | 6,908 | 5,929 | 46.44 | 46.77 | 40.67 | 48.15 | 45.59 |
| Douglas..... | 12,397 | 12,783 | 11,905 | 12,264 | 12,502 | 53.40 | 48.62 | 43.24 | 55.67 | 47.99 |
| Fitzgerald..... | 4,271 | 5,470 | 2,780 | 5,604 | 4,749 | 44.98 | 46.18 | 35.66 | 50.83 | 46.91 |
| Hahira..... | 4,094 | 5,036 | 4,097 | 4,594 | 4,399 | 46.84 | 48.65 | 50.45 | 52.82 | 51.37 |
| Hazlehurst..... | 5,440 | 5,600 | 4,251 | 5,926 | 4,403 | 53.61 | 47.64 | 47.46 | 55.50 | 53.17 |
| Metter..... | 6,782 | 7,040 | 6,458 | 7,523 | 6,200 | 45.61 | 45.89 | 39.23 | 48.85 | 46.36 |
| Moultrie..... | 10,639 | 12,083 | 11,802 | 10,463 | 10,469 | 50.33 | 46.81 | 51.98 | 53.33 | 49.76 |
| Nashville..... | 7,699 | 9,834 | 9,277 | 9,941 | 9,181 | 47.09 | 47.85 | 51.62 | 53.01 | 51.90 |
| Pearson..... | 1,037 | 1,973 | 1,550 | -- | -- | 42.25 | 44.58 | 48.04 | -- | -- |
| Pelham..... | 5,060 | 6,293 | 6,288 | 5,690 | 5,958 | 49.83 | 46.99 | 49.90 | 49.00 | 46.57 |
| Quitman..... | 3,753 | 4,954 | 4,821 | 4,300 | 4,369 | 45.39 | 45.54 | 51.02 | 48.67 | 48.92 |
| Statesboro..... | 14,824 | 14,352 | 15,351 | 18,586 | 15,331 | 43.98 | 46.79 | 40.19 | 47.14 | 46.68 |
| Swainsboro..... | 2,702 | 3,665 | -- | -- | -- | 42.17 | 42.24 | -- | -- | -- |
| Sylvania..... | 239 | -- | -- | -- | -- | 32.34 | -- | -- | -- | -- |
| Sylvester..... | 2,218 | 3,104 | 2,500 | 3,127 | 1,981 | 49.21 | 43.10 | 46.96 | 49.43 | 45.38 |
| Thomasville.... | 2,417 | 3,227 | -- | -- | -- | 46.84 | 44.55 | -- | -- | -- |
| Tifton..... | 12,001 | 12,860 | 9,692 | 11,703 | 12,209 | 49.88 | 47.59 | 37.66 | 53.38 | 47.19 |
| Valdosta..... | 6,860 | 7,971 | 9,490 | 8,958 | 9,409 | 46.56 | 44.04 | 50.38 | 52.55 | 51.09 |
| Vidalia..... | 11,017 | 12,377 | 10,501 | 12,934 | 10,883 | 46.43 | 44.73 | 35.64 | 48.68 | 45.34 |
| Waycross..... | 5,056 | 5,539 | 5,629 | 5,176 | 4,807 | 51.65 | 50.68 | 53.88 | 54.19 | 54.67 |
| Total..... | 149,487 | 166,826 | 141,941 | 155,170 | 142,907 | 48.46 | 47.12 | 45.55 | 51.51 | 49.06 |
| Florida: | | | | | | | | | | |
| High Springs... | 1,252 | 2,448 | 1,974 | 798 | -- | 47.42 | 45.03 | 50.84 | 46.79 | -- |
| Jasper..... | 3,366 | 5,241 | 5,237 | 4,251 | 4,738 | 48.70 | 48.44 | 54.57 | 53.59 | 52.45 |
| Lake City..... | 4,546 | 5,864 | 5,026 | 4,236 | 5,604 | 49.41 | 45.48 | 53.46 | 49.60 | 51.39 |
| Live Oak..... | 7,873 | 10,985 | 10,515 | 8,995 | 10,145 | 48.96 | 45.71 | 55.73 | 52.24 | 51.70 |
| Madison..... | 885 | 2,428 | -- | -- | -- | 43.79 | 43.48 | -- | -- | -- |
| Total..... | 17,922 | 26,966 | 22,752 | 18,280 | 20,487 | 48.70 | 45.93 | 54.54 | 51.71 | 51.79 |
| Total Type 14.... | 167,409 | 193,792 | 164,693 | 173,450 | 163,394 | 48.49 | 46.96 | 46.79 | 51.53 | 49.40 |

TABLE 9.--Sales and average prices of tobacco sold at auction in the United States, by types, States, and markets, crops of 1952-56--Continued

TYPES 11-14--TOTAL FLUE-CURED, BY STATES

| State and market | Producers' sales | | | | | Average price per 100 lb. | | | | |
|-------------------|------------------|-----------|-----------|-----------|-----------|---------------------------|-----------|-----------|-----------|-----------|
| | 1956 crop | 1955 crop | 1954 crop | 1953 crop | 1952 crop | 1956 crop | 1955 crop | 1954 crop | 1953 crop | 1952 crop |
| | 1,000 lb. | 1,000 lb. | 1,000 lb. | 1,000 lb. | 1,000 lb. | Dollars | Dollars | Dollars | Dollars | Dollars |
| Florida..... | 17,922 | 26,966 | 22,752 | 18,280 | 20,487 | 48.70 | 45.93 | 54.54 | 51.71 | 51.79 |
| Georgia..... | 149,487 | 166,826 | 141,941 | 155,170 | 142,907 | 48.46 | 47.12 | 45.55 | 51.51 | 49.06 |
| North Carolina... | 938,279 | 961,089 | 879,783 | 816,826 | 877,397 | 51.81 | 53.28 | 54.32 | 54.10 | 50.19 |
| South Carolina... | 146,171 | 174,737 | 123,641 | 145,496 | 148,763 | 52.36 | 54.56 | 48.80 | 56.86 | 52.94 |
| Virginia..... | 169,756 | 148,904 | 143,294 | 132,842 | 168,082 | 52.42 | 54.62 | 52.33 | 42.16 | 50.78 |
| Total sales.... | 1,421,615 | 1,478,522 | 1,311,411 | 1,268,614 | 1,357,636 | 51.55 | 52.74 | 52.64 | 52.81 | 50.47 |

TYPE 21--VIRGINIA FIRE-CURED

| | | | | | | | | | | |
|-------------------|--------|--------|--------|-------|--------|-------|-------|-------|-------|-------|
| Virginia: | | | | | | | | | | |
| Bedford..... | -- | -- | 454 | 328 | 533 | -- | -- | 33.17 | 29.97 | 32.44 |
| Blackstone..... | 2,348 | 2,153 | 2,100 | 1,845 | 2,687 | 38.41 | 31.36 | 34.93 | 36.25 | 37.31 |
| Farmville..... | 3,637 | 3,737 | 3,641 | 3,161 | 4,155 | 39.32 | 29.11 | 34.25 | 35.66 | 34.97 |
| Lynchburg..... | 4,721 | 4,585 | 4,364 | 3,643 | 4,781 | 40.08 | 33.12 | 34.49 | 35.67 | 35.22 |
| Total Type 21.... | 10,706 | 10,475 | 10,559 | 8,977 | 12,156 | 39.46 | 31.33 | 34.44 | 35.58 | 35.47 |

TYPE 22--EASTERN DISTRICT FIRE-CURED

| | | | | | | | | | | |
|-------------------|--------|--------|--------|--------|--------|-------|-------|-------|-------|-------|
| Tennessee: | | | | | | | | | | |
| Clarksville.... | 15,532 | 14,978 | 13,725 | 10,655 | 12,621 | 35.60 | 38.46 | 39.60 | 33.08 | 38.17 |
| Springfield.... | 15,216 | 13,328 | 12,024 | 11,685 | 13,698 | 37.01 | 40.48 | 41.36 | 35.29 | 40.01 |
| Total..... | 30,748 | 28,306 | 25,749 | 22,340 | 26,319 | 36.30 | 39.41 | 40.42 | 34.23 | 39.13 |
| Kentucky: | | | | | | | | | | |
| Hopkinsville... | 10,499 | 8,048 | 8,219 | 5,299 | 6,497 | 35.02 | 36.81 | 37.78 | 30.96 | 36.43 |
| Madisonville... | -- | -- | -- | -- | 13 | -- | -- | -- | -- | 24.37 |
| Total..... | 10,499 | 8,048 | 8,219 | 5,299 | 6,510 | 35.02 | 36.81 | 37.78 | 30.96 | 36.41 |
| Total auction.. | 41,247 | 36,354 | 33,968 | 27,639 | 32,829 | 35.97 | 38.83 | 39.78 | 33.61 | 38.59 |
| Country sales.... | 3,140 | 4,137 | 3,793 | 2,491 | 2,381 | 56.56 | 55.02 | 52.57 | 49.78 | 46.68 |
| Total Type 22.... | 44,387 | 40,491 | 37,761 | 30,130 | 35,210 | 37.43 | 40.49 | 41.07 | 34.94 | 39.13 |

TYPE 23--WESTERN DISTRICT FIRE-CURED

| | | | | | | | | | | |
|-------------------|--------|--------|--------|-------|--------|-------|-------|-------|-------|-------|
| Kentucky: | | | | | | | | | | |
| Mayfield..... | 5,486 | 4,364 | 4,900 | 2,736 | 3,902 | 31.29 | 30.47 | 31.37 | 25.45 | 34.09 |
| Murray..... | 9,220 | 8,423 | 8,520 | 5,336 | 6,655 | 33.35 | 32.71 | 32.77 | 28.21 | 35.52 |
| Total auction.. | 14,706 | 12,787 | 13,420 | 8,072 | 10,557 | 32.58 | 31.95 | 32.26 | 27.27 | 34.99 |
| Country sales.... | 276 | 399 | 383 | 341 | 395 | 39.61 | 39.15 | 37.47 | 39.22 | 40.93 |
| Total Type 23.... | 14,982 | 13,186 | 13,803 | 8,413 | 10,952 | 32.71 | 32.17 | 32.40 | 27.76 | 35.20 |

TYPES 21-23--TOTAL FIRE-CURED BY STATES

| | | | | | | | | | | |
|-------------------|--------|--------|--------|--------|--------|-------|-------|-------|-------|-------|
| Auction sales: | | | | | | | | | | |
| Kentucky..... | 25,205 | 20,835 | 21,639 | 13,371 | 17,067 | 33.40 | 33.83 | 34.36 | 28.74 | 35.53 |
| Tennessee..... | 30,748 | 28,306 | 25,749 | 22,340 | 26,319 | 36.30 | 39.41 | 40.42 | 34.23 | 39.13 |
| Virginia..... | 10,706 | 10,475 | 10,559 | 8,977 | 12,156 | 39.46 | 31.33 | 34.44 | 35.58 | 35.47 |
| Total auction.. | 66,659 | 59,616 | 57,947 | 44,688 | 55,542 | 35.78 | 36.04 | 37.07 | 32.86 | 37.22 |
| Country sales.... | 3,416 | 4,536 | 4,176 | 2,832 | 2,776 | 55.19 | 53.62 | 51.18 | 48.51 | 45.86 |
| Total sales..... | 70,075 | 64,152 | 62,123 | 47,520 | 58,318 | 36.73 | 37.28 | 38.01 | 33.79 | 37.63 |

TYPE 31--BURLEY

| | | | | | | | | | | |
|------------------|--------|--------|--------|--------|--------|-------|-------|-------|-------|-------|
| Kentucky: | | | | | | | | | | |
| Bloomfield.... | 4,876 | 4,151 | 5,731 | 4,094 | 7,712 | 63.70 | 58.49 | 47.75 | 49.16 | 48.75 |
| Bowling Green... | 8,724 | 7,609 | 9,939 | 7,411 | 9,632 | 63.00 | 57.35 | 45.62 | 48.89 | 43.06 |
| Carrollton..... | 19,353 | 18,747 | 27,263 | 25,567 | 28,761 | 64.59 | 59.86 | 47.67 | 53.06 | 50.15 |
| Covington..... | 3,566 | 4,147 | 4,028 | 5,178 | 7,588 | 63.13 | 55.55 | 44.62 | 50.27 | 46.82 |
| Cynthiana..... | 12,829 | 11,827 | 16,115 | 15,246 | 16,919 | 65.16 | 60.02 | 49.95 | 54.41 | 52.43 |
| Danville..... | 10,740 | 9,807 | 14,797 | 13,584 | 15,262 | 64.61 | 60.23 | 53.90 | 54.40 | 51.43 |
| Franklin..... | 2,112 | 1,673 | 2,237 | 1,788 | 2,172 | 62.79 | 55.66 | 42.75 | 47.89 | 41.82 |
| Glasgow..... | 16,219 | 13,392 | 17,602 | 17,133 | 17,794 | 63.23 | 59.03 | 48.60 | 50.51 | 48.05 |
| Greensburg..... | 9,590 | 8,117 | 11,485 | 11,007 | 11,414 | 63.95 | 60.36 | 51.54 | 51.21 | 51.32 |

TABLE 9. --Sales and average prices of tobaccos sold at auction in the United States, by types, States, and markets, crops of 1952-56--Continued

TYPE 31--BURLEY--Continued

| State and market | Producers' sales | | | | | Average price per 100 lb. | | | | |
|---|--------------------------------|-------------------------------|--------------------------------|----------------------------|-----------------------------|-------------------------------|----------------------------------|----------------------------------|-------------------------------|----------------------------|
| | 1956 crop | 1955 crop | 1954 crop | 1953 crop | 1952 crop | 1956 crop | 1955 crop | 1954 crop | 1953 crop | 1952 crop |
| Kentucky--Cont'd: | 1,000 lb. | 1,000 lb. | 1,000 lb. | 1,000 lb. | 1,000 lb. | Dollars | Dollars | Dollars | Dollars | Dollars |
| Harrodsburg... | 8,871 | 8,451 | 13,753 | 11,534 | 12,288 | 64.13 | 59.97 | 52.27 | 54.37 | 53.34 |
| Henderson.... | 494 | 551 | 601 | -- | -- | 59.50 | 51.17 | 44.05 | -- | -- |
| Hopkinsville.. | 7,601 | 6,697 | 9,469 | 6,790 | 8,936 | 63.42 | 55.86 | 42.64 | 43.75 | 38.28 |
| Horse Cave.... | 15,638 | 13,129 | 17,908 | 14,155 | 15,635 | 63.73 | 58.69 | 51.04 | 50.78 | 50.63 |
| Lebanon..... | 9,436 | 8,406 | 12,010 | 10,970 | 11,162 | 64.38 | 60.14 | 50.30 | 51.79 | 50.86 |
| Lexington..... | 61,888 | 60,236 | 97,090 | 81,270 | 91,727 | 64.68 | 60.31 | 52.00 | 55.03 | 53.90 |
| London..... | 7,596 | 7,309 | 10,813 | 9,272 | 8,720 | 63.40 | 59.13 | 50.98 | 53.33 | 50.58 |
| Louisville.... | 10,145 | 8,534 | 12,772 | 9,518 | 9,717 | 63.67 | 56.99 | 48.51 | 48.75 | 41.96 |
| Mayfield..... | 1,540 | 1,101 | 1,771 | 802 | 1,011 | 59.92 | 54.19 | 40.08 | 43.53 | 44.22 |
| Maysville.... | 30,706 | 30,042 | 44,965 | 41,270 | 46,810 | 64.64 | 60.14 | 50.37 | 54.10 | 52.48 |
| Mt. Sterling.. | 11,431 | 10,301 | 15,364 | 12,757 | 12,704 | 64.58 | 60.19 | 50.62 | 53.77 | 52.43 |
| Owensboro.... | 12,156 | 9,759 | 14,944 | 9,436 | 15,907 | 63.77 | 56.64 | 45.01 | 44.23 | 42.58 |
| Paducah..... | 3,240 | 2,313 | 2,843 | 2,022 | 2,045 | 62.16 | 55.82 | 38.96 | 44.30 | 46.09 |
| Paris..... | 9,822 | 9,623 | 13,623 | 9,626 | 14,421 | 64.89 | 59.70 | 51.67 | 53.72 | 55.05 |
| Richmond.... | 8,594 | 7,259 | 10,125 | 8,596 | 11,071 | 64.35 | 60.07 | 51.52 | 51.95 | 51.81 |
| Russellville.. | 2,954 | 2,218 | 2,461 | 1,159 | 1,913 | 62.83 | 55.51 | 42.58 | 43.15 | 36.52 |
| Scottsville... Sheelbyville.. | -- 22,951 | -- 19,702 | -- 30,057 | 322 27,970 | 1,112 27,163 | -- 64.91 | -- 61.07 | -- 50.35 | 44.24 55.57 | 40.01 51.23 |
| Somerseset.... | 8,157 | 7,108 | 12,188 | 10,509 | 9,750 | 63.66 | 59.81 | 51.16 | 54.25 | 49.52 |
| Springfield... Winchester.... | 8,909 8,993 | 8,184 8,308 | 12,314 13,075 | 10,687 10,264 | 12,638 11,461 | 64.32 64.29 | 59.97 59.47 | 49.83 50.42 | 50.71 52.64 | 51.81 52.60 |
| Total..... | 339,131 | 308,701 | 457,343 | 389,937 | 443,446 | 64.22 | 59.47 | 50.02 | 52.83 | 50.72 |
| Tennessee: | | | | | | | | | | |
| Athens..... | 1,267 | 1,257 | 1,638 | 1,464 | 2,015 | 57.07 | 54.66 | 45.31 | 54.18 | 49.16 |
| Carthage..... | 6,753 | 5,597 | 6,972 | 7,435 | 6,783 | 63.62 | 58.83 | 48.56 | 55.87 | 53.13 |
| Clarksville... Columbia..... | 4,793 3,676 | 3,767 3,174 | 5,361 3,469 | 3,431 2,879 | 4,160 3,671 | 62.71 60.91 | 54.64 55.74 | 41.49 40.75 | 44.89 51.53 | 36.08 42.56 |
| Fayetteville.. Franklin..... | 3,133 5,331 | 3,054 5,032 | 3,282 5,052 | 2,387 5,348 | 3,338 6,960 | 59.59 61.62 | 54.42 54.91 | 48.34 45.01 | 50.35 51.99 | 40.54 43.44 |
| Gallatin..... Greeneville... Hartsville.... | 6,345 12,891 5,728 | 6,267 13,962 5,812 | 6,961 18,807 7,831 | 6,373 16,443 7,002 | 7,131 22,296 7,535 | 62.45 63.38 62.67 | 57.57 58.49 58.41 | 44.64 53.26 48.54 | 51.28 52.35 53.44 | 42.96 52.64 49.31 |
| Johnson City.. Knoxville.... Morristown.... | 6,317 12,280 5,157 | 6,407 12,022 4,620 | 8,477 17,356 6,372 | 8,427 14,300 4,894 | 9,852 17,172 8,913 | 63.52 62.09 61.70 | 58.36 57.87 55.81 | 50.24 51.23 49.84 | 51.16 54.21 50.12 | 49.34 53.08 51.35 |
| Mountain City. Mount Pleasant Newport..... | 2,146 1,642 3,412 | 1,882 1,430 3,692 | 2,338 1,463 3,936 | 1,806 1,985 2,825 | 2,043 2,562 -- | 62.67 61.40 60.52 | 55.73 56.07 55.83 | 49.43 42.82 52.67 | 51.25 52.61 51.06 | 45.80 43.18 -- |
| New Tazewell.. Rogersville... Sparta..... | 6,279 5,061 5,009 | 6,547 5,526 4,750 | 9,155 8,154 4,571 | 8,124 6,866 3,906 | 8,894 10,041 4,525 | 63.10 63.17 60.88 | 58.01 58.63 54.56 | 53.32 52.53 45.04 | 54.86 50.89 51.97 | 51.33 53.80 47.53 |
| Springfield... Sweetwater.... | 2,942 3,005 | 2,790 2,718 | 3,332 3,070 | 2,467 2,960 | 2,983 3,529 | 62.44 58.28 | 54.87 55.81 | 44.62 44.53 | 47.51 52.17 | 39.26 49.46 |
| Total..... | 103,167 | 100,306 | 127,597 | 111,322 | 134,402 | 62.20 | 57.09 | 49.23 | 52.28 | 49.24 |
| Virginia: | | | | | | | | | | |
| Abingdon..... Cate City..... Pennington Gap Other Markets. | 12,018 4,833 4,540 -- | 10,735 3,862 4,222 4 | 14,678 2,450 5,671 11 | 13,206 -- 3,915 9 | 16,008 -- 4,882 -- | 63.65 62.48 63.21 -- | 55.91 55.81 56.65 10.10 | 50.68 48.86 52.16 16.14 | 48.93 -- 52.38 21.71 | 50.17 -- 50.13 -- |
| Total..... | 21,391 | 18,823 | 22,810 | 17,130 | 20,890 | 63.29 | 56.05 | 50.81 | 49.70 | 50.16 |
| North Carolina: | | | | | | | | | | |
| Asheville..... Boone..... West Jefferson | 9,267 2,559 3,803 | 9,171 2,499 4,633 | 11,552 3,111 5,748 | 7,711 2,653 4,310 | 7,220 3,459 4,099 | 62.33 61.62 60.82 | 57.34 56.70 56.99 | 54.03 49.35 49.54 | 54.37 52.65 53.17 | 49.39 48.29 47.65 |
| Total..... | 15,629 | 16,303 | 20,411 | 14,674 | 14,778 | 61.85 | 57.15 | 52.05 | 53.71 | 48.65 |
| West Virginia: | | | | | | | | | | |
| Huntington.... Indiana: | 5,991 | 5,981 | 7,931 | 7,128 | 6,962 | 62.15 | 58.40 | 49.80 | 55.51 | 52.62 |
| Madison..... New Albany.... | 5,952 1,513 | 5,827 1,208 | 7,832 1,878 | 5,988 932 | 7,661 3,067 | 63.84 64.23 | 58.73 56.72 | 46.57 48.05 | 50.96 48.26 | 45.38 42.74 |
| Total..... | 7,465 | 7,035 | 9,710 | 6,920 | 10,728 | 63.92 | 58.38 | 46.86 | 50.59 | 44.62 |
| Ohio: | | | | | | | | | | |
| Ripley..... | 9,153 | 8,641 | 12,441 | 10,545 | 12,503 | 64.11 | 58.59 | 50.15 | 52.36 | 51.32 |

TABLE 9. --Sales and average prices of tobaccos sold at auction in the United States, by types, States, and markets, crops of 1952-56--Continued

TYPE 31--BURLEY--Continued

| State and market | Producers' sales | | | | | Average price per 100 lb. | | | | |
|--------------------------|--------------------|--------------------|--------------------|--------------------|--------------------|---------------------------|------------------|------------------|------------------|------------------|
| | 1956 crop | 1955 crop | 1954 crop | 1953 crop | 1952 crop | 1956 crop | 1955 crop | 1954 crop | 1953 crop | 1952 crop |
| Missouri: Weston..... | 1,000 lb. 3,833 | 1,000 lb. 3,767 | 1,000 lb. 5,641 | 1,000 lb. 3,877 | 1,000 lb. 6,260 | Dollars 57.41 | Dollars 51.69 | Dollars 50.85 | Dollars 44.58 | Dollars 53.05 |
| Total Type 31... | 505,760 | 469,597 | 663,884 | 561,533 | 649,969 | 63.61 | 58.63 | 49.92 | 52.59 | 50.31 |

TYPE 32--SOUTHERN MARYLAND

| | | | | | | | | | | |
|-----------------------------|--------|--------|--------|--------|--------|-------|-------|-------|-------|-------|
| Maryland: All markets... | 38,845 | 31,663 | 39,058 | 40,371 | 39,821 | 51.81 | 50.74 | 39.37 | 54.19 | 49.07 |
|-----------------------------|--------|--------|--------|--------|--------|-------|-------|-------|-------|-------|

TYPE 35--ONE SUCKER

| | | | | | | | | | | |
|------------------|--------|--------|--------|--------|--------|-------|-------|-------|-------|-------|
| Kentucky: | | | | | | | | | | |
| Franklin..... | 5,142 | 4,895 | 5,309 | 4,831 | 5,798 | 36.11 | 32.79 | 34.09 | 26.73 | 33.14 |
| Mayfield..... | 2,461 | 2,115 | 2,293 | 1,623 | 2,315 | 31.69 | 26.96 | 30.22 | 21.51 | 30.23 |
| Murray..... | 918 | 658 | 1,035 | 488 | 582 | 31.38 | 27.08 | 30.42 | 22.00 | 29.90 |
| Russellville... | 8,376 | 7,643 | 8,308 | 6,466 | 8,340 | 37.47 | 35.18 | 35.62 | 27.13 | 32.37 |
| Total..... | 16,897 | 15,311 | 16,945 | 13,408 | 17,035 | 35.88 | 32.93 | 34.09 | 26.12 | 32.26 |
| Tennessee: | | | | | | | | | | |
| Springfield... | 2,466 | 2,165 | 2,127 | 2,016 | 2,063 | 37.36 | 36.15 | 36.24 | 28.91 | 33.61 |
| Westmoreland.. | 517 | 548 | 613 | 550 | 710 | 32.57 | 24.61 | 28.11 | 19.27 | 26.90 |
| Total..... | 2,983 | 2,713 | 2,740 | 2,566 | 2,773 | 36.58 | 33.82 | 34.42 | 26.84 | 31.89 |
| Total Type 35... | 19,880 | 18,024 | 19,685 | 15,974 | 19,808 | 35.98 | 33.06 | 34.14 | 26.23 | 32.21 |

TYPE 36--GREEN RIVER

| | | | | | | | | | | |
|------------------|--------|-------|--------|-------|--------|-------|-------|-------|-------|-------|
| Kentucky: | | | | | | | | | | |
| Henderson..... | 2,314 | 2,505 | 2,889 | 1,840 | 2,651 | 31.32 | 30.38 | 36.62 | 25.27 | 32.25 |
| Madisonville... | 2,794 | 2,533 | 2,667 | 1,706 | 2,338 | 30.49 | 30.58 | 34.30 | 22.39 | 30.51 |
| Owensboro..... | 5,339 | 4,632 | 5,118 | 3,444 | 5,012 | 29.16 | 27.96 | 33.90 | 21.65 | 29.47 |
| Total Type 36... | 10,447 | 9,670 | 10,674 | 6,990 | 10,001 | 29.99 | 29.27 | 34.74 | 22.78 | 30.45 |

TYPE 37--VIRGINIA SUN-CURED

| | | | | | | | | | | |
|----------------------------|-------|-------|-------|-------|-------|-------|-------|-------|-------|-------|
| Virginia: | | | | | | | | | | |
| Richmond..... | 1,940 | 1,906 | 2,444 | 2,034 | 2,585 | 36.87 | 25.92 | 33.60 | 32.86 | 32.60 |
| Fire-cured markets..... | 1,215 | 1,299 | 1,239 | 874 | 1,127 | 33.77 | 24.46 | 29.33 | 29.15 | 29.26 |
| Total Type 37... | 3,155 | 3,205 | 3,683 | 2,908 | 3,712 | 35.68 | 25.33 | 32.16 | 31.75 | 31.58 |

TYPES 35-37--TOTAL DARK-AIR CURED BY STATES

| | | | | | | | | | | |
|----------------|--------|--------|--------|--------|--------|-------|-------|-------|-------|-------|
| Kentucky..... | 27,344 | 24,981 | 27,619 | 20,398 | 27,036 | 33.63 | 31.51 | 34.34 | 24.97 | 31.59 |
| Tennessee..... | 2,983 | 2,713 | 2,740 | 2,566 | 2,773 | 36.53 | 33.82 | 34.42 | 26.84 | 31.89 |
| Virginia..... | 3,155 | 3,205 | 3,683 | 2,908 | 3,712 | 35.68 | 25.33 | 32.16 | 31.75 | 31.58 |
| Total..... | 33,482 | 30,899 | 34,042 | 25,872 | 33,521 | 34.08 | 31.08 | 34.11 | 25.92 | 31.61 |

Compiled from Tobacco Market Reviews, Tobacco Division, AMS.

TABLE 10. --Hogshead dimensions and weights, by class or type of tobacco

| Class or type of tobacco | Diameter | Length | Average weight | |
|--|--------------|--------------|----------------|---------------|
| | | | Net | Tare |
| Flue-cured..... | Inches 48 | Inches 48 | Pounds 950 | Pounds 135 |
| Burley..... | 48 | 54 | 1,000 | 145 |
| Virginia fire-cured..... | 48 | 54 | 1,350 | 150 |
| Kentucky and Tennessee fire-cured..... | 48 | 54 | 1,500 | 190 |
| Dark air-cured..... | 48 | 54 | 1,250 | 175 |
| Maryland..... | 47 | 52 | 750 | 140 |

Note: These figures are weights and dimensions of hogsheads that are usually purchased by the trade in "knocked down" form and are assembled as used. Some manufacturers use the so-called patented or collapsible hogsheads, usually 47 by 54, the tare weight of which is 115 pounds.

TABLE 11.--Opening and closing dates of marketing seasons, warehouses, and buyers of tobaccos sold at auction in the United States, by types, States, and markets, 1955-56 and 1956-57

TYPE 11(a)--OLD BELT FLUE-CURED

| State and market | 1956-57 marketing season (1956 crop) | | | | | 1955-56 marketing season (1955 crop) | | | | |
|-----------------------|---|--------------|-------------------------|-------------|--------|---|--------------|-------------------------|-------------|--------|
| | Opening date | Closing date | Sales days ¹ | Ware-houses | Buyers | Opening date | Closing date | Sales days ¹ | Ware-houses | Buyers |
| Virginia: | | | Number | Number | Sets | | | Number | Number | Sets |
| Brookneal..... | Sept. 24 | Dec. 7 | 51 | 3 | 1 | Sept. 22 | Dec. 2 | 49 | 3 | 1 |
| Chase City..... | Sept. 24 | Dec. 11 | 53 | 5 | 1 | Sept. 22 | Dec. 2 | 49 | 5 | 1 |
| Clarksville..... | Sept. 24 | Dec. 7 | 51 | 3 | 1 | Sept. 22 | Dec. 2 | 49 | 3 | 1 |
| Danville..... | Sept. 24 | Jan. 11 | 61 | 12 | 4 | Sept. 22 | Jan. 12 | 61 | 12 | 4 |
| Kenbridge..... | Sept. 24 | Dec. 7 | 51 | 5 | 1 | Sept. 22 | Dec. 2 | 49 | 5 | 1 |
| Lawrenceville..... | Sept. 24 | Nov. 30 | 46 | 2 | 1 | Sept. 22 | Dec. 2 | 49 | 2 | 1 |
| Martinsville..... | Sept. 24 | Dec. 12 | 54 | 3 | 1 | Sept. 22 | Dec. 8 | 53 | 3 | 1 |
| Petersburg..... | Sept. 24 | Dec. 12 | 54 | 3 | 1 | Sept. 22 | Dec. 7 | 52 | 3 | 1 |
| Rocky Mount..... | Sept. 24 | Nov. 30 | 46 | 2 | 1 | Sept. 22 | Nov. 21 | 42 | 2 | 1 |
| South Boston..... | Sept. 24 | Jan. 9 | 59 | 9 | 2 | Sept. 22 | Dec. 16 | 59 | 9 | 2 |
| South Hill..... | Sept. 24 | Dec. 14 | 56 | 6 | 1 | Sept. 22 | Dec. 14 | 57 | 6 | 1 |
| Total..... | -- | -- | -- | 53 | 15 | -- | -- | -- | 53 | 15 |
| North Carolina: | | | | | | | | | | |
| Burlington..... | Sept. 24 | Dec. 19 | 59 | 4 | 1 | Sept. 22 | Dec. 15 | 58 | 4 | 1 |
| Greensboro..... | Sept. 24 | Dec. 14 | 56 | 2 | 1 | Sept. 22 | Dec. 14 | 57 | 2 | 1 |
| Madison..... | Sept. 24 | Dec. 7 | 51 | 4 | 1 | Sept. 22 | Dec. 6 | 51 | 4 | 1 |
| Mebane..... | Sept. 24 | Dec. 11 | 53 | 3 | 1 | Sept. 22 | Dec. 2 | 49 | 3 | 1 |
| Mt. Airy..... | Sept. 24 | Dec. 12 | 54 | 8 | 1 | Sept. 22 | Dec. 9 | 54 | 8 | 1 |
| Reidsville..... | Sept. 24 | Jan. 11 | 61 | 5 | 1 | Sept. 22 | Dec. 16 | 59 | 5 | 1 |
| Roxboro..... | Sept. 24 | Dec. 14 | 56 | 5 | 1 | Sept. 22 | Dec. 9 | 54 | 7 | 1 |
| Stoneville..... | Sept. 24 | Dec. 7 | 51 | 6 | 1 | Sept. 22 | Dec. 6 | 51 | 6 | 1 |
| Winston-Salem..... | Sept. 24 | Jan. 9 | 61 | 13 | 4 | Sept. 22 | Dec. 16 | 59 | 13 | 4 |
| Total..... | -- | -- | -- | 50 | 12 | -- | -- | -- | 52 | 12 |
| Total type 11(a)..... | -- | -- | -- | 103 | 27 | -- | -- | -- | 105 | 27 |

TYPE 11(b)--MIDDLE BELT FLUE-CURED

| | | | | | | | | | | |
|-----------------------|----------|---------|----|----|----|---------|---------|----|----|----|
| North Carolina: | | | | | | | | | | |
| Aberdeen..... | Sept. 10 | Nov. 16 | 48 | 3 | 1 | Sept. 8 | Nov. 18 | 51 | 3 | 1 |
| Carthage..... | Sept. 10 | Nov. 16 | 48 | 3 | 1 | Sept. 8 | Nov. 9 | 45 | 3 | 1 |
| Durham..... | Sept. 10 | Dec. 7 | 61 | 7 | 3 | Sept. 8 | Dec. 9 | 64 | 7 | 3 |
| Ellerbe..... | Sept. 10 | Nov. 16 | 48 | 2 | 1 | Sept. 8 | Nov. 18 | 51 | 2 | 1 |
| Fuquay-Varina..... | Sept. 10 | Nov. 20 | 50 | 5 | 2 | Sept. 8 | Nov. 23 | 54 | 5 | 2 |
| Henderson..... | Sept. 10 | Nov. 30 | 56 | 7 | 2 | Sept. 8 | Dec. 2 | 59 | 7 | 2 |
| Louisburg..... | Sept. 10 | Nov. 30 | 56 | 4 | 1 | Sept. 8 | Dec. 2 | 59 | 4 | 1 |
| Oxford..... | Sept. 10 | Dec. 7 | 61 | 6 | 2 | Sept. 8 | Dec. 2 | 59 | 9 | 2 |
| Sanford..... | Sept. 10 | Nov. 16 | 48 | 10 | 1 | Sept. 8 | Nov. 18 | 51 | 7 | 1 |
| Warrenton..... | Sept. 10 | Nov. 30 | 56 | 6 | 1 | Sept. 8 | Dec. 2 | 59 | 6 | 1 |
| Total type 11(b)..... | -- | -- | -- | 53 | 15 | -- | -- | -- | 53 | 15 |

TYPE 12--EASTERN NORTH CAROLINA FLUE-CURED

| | | | | | | | | | | |
|--------------------|---------|---------|----|-----|----|---------|---------|----|-----|----|
| North Carolina: | | | | | | | | | | |
| Ahoskie..... | Aug. 23 | Nov. 13 | 56 | 4 | 1 | Aug. 25 | Nov. 9 | 54 | 4 | 1 |
| Clinton..... | Aug. 23 | Oct. 31 | 47 | 3 | 1 | Aug. 25 | Nov. 3 | 50 | 3 | 1 |
| Dunn..... | Aug. 23 | Nov. 8 | 53 | 2 | 1 | Aug. 25 | Nov. 10 | 55 | 3 | 1 |
| Farmville..... | Aug. 23 | Nov. 16 | 59 | 12 | 2 | Aug. 25 | Nov. 18 | 60 | 7 | 2 |
| Goldsboro..... | Aug. 23 | Nov. 8 | 53 | 5 | 1 | Aug. 25 | Nov. 9 | 54 | 5 | 1 |
| Greenville..... | Aug. 23 | Nov. 13 | 56 | 13 | 5 | Aug. 25 | Nov. 18 | 60 | 14 | 5 |
| Kinston..... | Aug. 23 | Nov. 9 | 54 | 14 | 5 | Aug. 25 | Nov. 17 | 59 | 14 | 5 |
| Robersonville..... | Aug. 23 | Nov. 9 | 54 | 3 | 1 | Aug. 25 | Nov. 9 | 54 | 3 | 1 |
| Rocky Mount..... | Aug. 23 | Nov. 20 | 61 | 10 | 4 | Aug. 25 | Nov. 23 | 63 | 10 | 4 |
| Smithfield..... | Aug. 23 | Nov. 16 | 59 | 6 | 2 | Aug. 25 | Nov. 18 | 60 | 6 | 2 |
| Tarboro..... | Aug. 23 | Nov. 14 | 57 | 6 | 1 | Aug. 25 | Nov. 10 | 55 | 6 | 1 |
| Wallace..... | Aug. 23 | Oct. 30 | 46 | 3 | 1 | Aug. 25 | Nov. 4 | 51 | 3 | 1 |
| Washington..... | Aug. 23 | Nov. 9 | 54 | 4 | 1 | Aug. 25 | Nov. 16 | 58 | 4 | 1 |
| Wendell..... | Aug. 23 | Nov. 15 | 58 | 7 | 2 | Aug. 25 | Nov. 10 | 55 | 9 | 2 |
| Williamston..... | Aug. 23 | Nov. 9 | 54 | 4 | 1 | Aug. 25 | Nov. 8 | 53 | 4 | 1 |
| Wilson..... | Aug. 23 | Nov. 20 | 61 | 13 | 5 | Aug. 25 | Nov. 23 | 63 | 14 | 5 |
| Windsor..... | Aug. 23 | Nov. 7 | 52 | 3 | 1 | Aug. 25 | Oct. 25 | 43 | 3 | 1 |
| Total type 12..... | -- | -- | -- | 112 | 35 | -- | -- | -- | 112 | 35 |

See footnotes at end of table.

TABLE 11.--Opening and closing dates of marketing seasons, warehouses, and buyers of tobaccos sold at auction in the United States, by types, States, and markets, 1955-56 and 1956-57--Continued

TYPE 13--SOUTH CAROLINA AND BORDER NORTH CAROLINA FLUE-CURED

| State and market | 1956-57 marketing season (1956 crop) | | | | | 1955-56 marketing season (1955 crop) | | | | |
|--------------------|---|--------------|-------------------------|------------|--------|---|--------------|-------------------------|------------|--------|
| | Opening date | Closing date | Sales days ¹ | Warehouses | Buyers | Opening date | Closing date | Sales days ¹ | Warehouses | Buyers |
| South Carolina: | | | Number | Number | Sets | | | Number | Number | Sets |
| Conway..... | Aug. 2 | Sept. 21 | 36 | 5 | 1 | July 28 | Sept. 23 | 41 | 5 | 1 |
| Darlington..... | Aug. 2 | Sept. 21 | 36 | 4 | 1 | July 28 | Sept. 23 | 41 | 4 | 1 |
| Dillon..... | Aug. 2 | Sept. 20 | 35 | 3 | 1 | July 28 | Sept. 20 | 38 | 3 | 1 |
| Hemingway..... | Aug. 2 | Sept. 21 | 36 | 2 | 1 | July 28 | Sept. 23 | 41 | 2 | 1 |
| Kingstree..... | Aug. 2 | Sept. 21 | 36 | 4 | 1 | July 28 | Sept. 15 | 35 | 4 | 1 |
| Lake City..... | Aug. 2 | Oct. 10 | 49 | 9 | 4 | July 28 | Sept. 29 | 45 | 9 | 4 |
| Lamar..... | Aug. 2 | Sept. 20 | 35 | 3 | 1 | July 28 | Sept. 20 | 38 | 3 | 1 |
| Loris..... | Aug. 2 | Sept. 21 | 36 | 5 | 1 | July 28 | Sept. 23 | 41 | 5 | 1 |
| Mullins..... | Aug. 2 | Oct. 18 | 53 | 12 | 4 | July 28 | Oct. 19 | 59 | 19 | 4 |
| Pamlico..... | Aug. 2 | Sept. 20 | 35 | 5 | 1 | July 28 | Sept. 20 | 38 | 4 | 1 |
| Timmonsville..... | Aug. 2 | Oct. 10 | 49 | 12 | 2 | July 28 | Sept. 29 | 45 | 12 | 2 |
| Total..... | -- | -- | -- | 64 | 18 | -- | -- | -- | 70 | 18 |
| North Carolina: | | | | | | | | | | |
| Chadbourn..... | Aug. 2 | Sept. 21 | 36 | 3 | 1 | Aug. 3 | Sept. 30 | 42 | 3 | 1 |
| Clarkton..... | Aug. 2 | Sept. 21 | 36 | 3 | 1 | Aug. 3 | Oct. 12 | 50 | 3 | 1 |
| Fair Bluff..... | Aug. 2 | Sept. 21 | 36 | 5 | 1 | Aug. 3 | Sept. 30 | 42 | 5 | 1 |
| Fairmont..... | Aug. 2 | Oct. 18 | 53 | 10 | 4 | Aug. 3 | Oct. 20 | 56 | 10 | 4 |
| Fayetteville..... | Aug. 2 | Sept. 21 | 36 | 2 | 1 | Aug. 3 | Sept. 30 | 42 | 2 | 1 |
| Lumberton..... | Aug. 2 | Oct. 17 | 52 | 8 | 3 | Aug. 3 | Oct. 20 | 56 | 8 | 3 |
| Tabor City..... | Aug. 2 | Sept. 28 | 41 | 4 | 1 | Aug. 3 | Oct. 5 | 45 | 4 | 1 |
| Whiteville..... | Aug. 2 | Oct. 10 | 49 | 12 | 3 | Aug. 3 | Oct. 20 | 56 | 11 | 3 |
| Total..... | -- | -- | -- | 47 | 15 | -- | -- | -- | 46 | 15 |
| Total Type 13..... | -- | -- | -- | 111 | 33 | -- | -- | -- | 116 | 33 |

TYPE 14--GEORGIA AND FLORIDA FLUE-CURED

| | | | | | | | | | | |
|--------------------|---------|---------|----|-----|----|---------|---------|----|-----|----|
| Georgia: | | | | | | | | | | |
| Adel..... | July 25 | Aug. 21 | 20 | 6 | 1 | July 21 | Aug. 23 | 24 | 6 | 1 |
| Alma..... | July 25 | Aug. 21 | 20 | 4 | 1 | July 21 | Aug. 19 | 22 | 2 | 1 |
| Baxley..... | July 25 | Aug. 21 | 20 | 6 | 1 | July 21 | Aug. 23 | 24 | 6 | 1 |
| Blackshear..... | July 25 | Aug. 24 | 23 | 6 | 2 | July 21 | Aug. 23 | 24 | 6 | 2 |
| Claxton..... | July 25 | Aug. 28 | 25 | 4 | 1 | July 21 | Aug. 26 | 27 | 3 | 1 |
| Douglas..... | July 25 | Aug. 23 | 22 | 8 | 2 | July 21 | Aug. 25 | 26 | 8 | 2 |
| Fitzgerald..... | July 25 | Aug. 17 | 18 | 4 | 1 | July 21 | Aug. 23 | 24 | 3 | 1 |
| Hahira..... | July 25 | Aug. 20 | 19 | 5 | 1 | July 21 | Aug. 22 | 23 | 3 | 1 |
| Hazlehurst..... | July 25 | Aug. 21 | 20 | 4 | 1 | July 21 | Aug. 23 | 24 | 3 | 1 |
| Metter..... | July 25 | Aug. 29 | 26 | 4 | 1 | July 21 | Aug. 26 | 27 | 6 | 1 |
| Moultrie..... | July 25 | Aug. 24 | 23 | 6 | 2 | July 21 | Aug. 23 | 24 | 6 | 2 |
| Nashville..... | July 25 | Aug. 22 | 21 | 6 | 2 | July 21 | Aug. 23 | 24 | 6 | 2 |
| Pearson..... | July 25 | Aug. 17 | 18 | 1 | 1 | July 21 | Aug. 19 | 22 | 1 | 1 |
| Pelham..... | July 25 | Aug. 21 | 20 | 4 | 1 | July 21 | Aug. 24 | 25 | 4 | 1 |
| Quitman..... | July 25 | Aug. 21 | 20 | 5 | 1 | July 21 | Aug. 23 | 24 | 5 | 1 |
| Statesboro..... | July 25 | Aug. 31 | 28 | 11 | 2 | July 21 | Aug. 30 | 29 | 11 | 2 |
| Swainsboro..... | July 25 | Aug. 21 | 20 | 2 | 1 | July 21 | Aug. 19 | 22 | 1 | 1 |
| Sylvania..... | July 25 | July 27 | 3 | 1 | -- | -- | -- | -- | -- | -- |
| Sylvester..... | July 25 | Aug. 20 | 19 | 2 | 1 | July 21 | Aug. 19 | 22 | 3 | 1 |
| Thomasville..... | July 25 | Aug. 17 | 18 | 2 | 1 | July 21 | Aug. 18 | 21 | 2 | 1 |
| Tifton..... | July 25 | Aug. 28 | 25 | 8 | 2 | July 21 | Aug. 26 | 27 | 8 | 2 |
| Valdosta..... | July 25 | Aug. 24 | 23 | 4 | 2 | July 21 | Aug. 25 | 26 | 7 | 2 |
| Vidalia..... | July 25 | Aug. 29 | 26 | 9 | 2 | July 21 | Aug. 31 | 30 | 9 | 2 |
| Waycross..... | July 25 | Aug. 21 | 20 | 5 | 1 | July 21 | Aug. 19 | 22 | 5 | 1 |
| Total..... | -- | -- | -- | 117 | 31 | -- | -- | -- | 114 | 31 |
| Florida: | | | | | | | | | | |
| High Springs..... | July 25 | Aug. 16 | 17 | 1 | 1 | July 21 | Aug. 17 | 20 | 1 | 1 |
| Jasper..... | July 25 | Aug. 16 | 17 | 5 | 1 | July 21 | Aug. 19 | 22 | 5 | 1 |
| Lake City..... | July 25 | Aug. 17 | 18 | 4 | 1 | July 21 | Aug. 24 | 25 | 4 | 1 |
| Live Oak..... | July 25 | Aug. 21 | 20 | 8 | 2 | July 21 | Aug. 23 | 24 | 8 | 2 |
| Madison..... | July 25 | Aug. 17 | 18 | 1 | 1 | July 21 | Aug. 17 | 20 | 1 | 1 |
| Total..... | -- | -- | -- | 19 | 6 | -- | -- | -- | 19 | 6 |
| Total Type 14..... | -- | -- | -- | 136 | 37 | -- | -- | -- | 133 | 37 |

See footnotes at end of table.

TABLE 11.--Opening and closing dates of marketing seasons, warehouses, and buyers of tobaccos sold at auction in the United States, by types, States, and markets, 1955-56 and 1956-57--Continued

TYPES 11-14--TOTAL FLUE-CURED

| State and market | 1956-57 marketing season (1956 crop) | | | | | 1955-56 marketing season (1955 crop) | | | | |
|---------------------|---|--------------|-------------------------|-------------|--------|---|--------------|-------------------------|-------------|--------|
| | Opening date | Closing date | Sales days ¹ | Ware-houses | Buyers | Opening date | Closing date | Sales days ¹ | Ware-houses | Buyers |
| Florida..... | -- | -- | Number | Number | Sets | -- | -- | Number | Number | Sets |
| Georgia..... | -- | -- | -- | 19 | 6 | -- | -- | -- | 19 | 6 |
| North Carolina..... | -- | -- | -- | 117 | 31 | -- | -- | -- | 114 | 31 |
| South Carolina..... | -- | -- | -- | 262 | 77 | -- | -- | -- | 263 | 77 |
| Virginia..... | -- | -- | -- | 64 | 18 | -- | -- | -- | 70 | 18 |
| Virginia..... | -- | -- | -- | 53 | 15 | -- | -- | -- | 53 | 15 |
| Total..... | -- | -- | -- | 515 | 147 | -- | -- | -- | 519 | 147 |

TYPE 21--VIRGINIA FIRE-CURED

| | | | | | | | | | | |
|-----------------|---------|---------|----|---|---|---------|---------|----|---|---|
| Virginia: | | | | | | | | | | |
| Blackstone..... | Nov. 26 | Feb. 21 | 33 | 2 | 1 | Nov. 28 | Feb. 23 | 40 | 2 | 1 |
| Farmville..... | Nov. 26 | Feb. 21 | 33 | 3 | 1 | Nov. 28 | Mar. 1 | 41 | 3 | 1 |
| Lynchburg..... | Nov. 26 | Feb. 21 | 33 | 2 | 2 | Nov. 28 | Feb. 23 | 40 | 2 | 2 |
| Total..... | -- | -- | -- | 7 | 4 | -- | -- | -- | 7 | 4 |

TYPE 22--EASTERN DISTRICT FIRE-CURED

| | | | | | | | | | | |
|---------------------------------|--------|--------|----|----|---|--------|---------|----|----|---|
| Tennessee: | | | | | | | | | | |
| Clarksville ² | Jan. 8 | Mar. 6 | 41 | 10 | 2 | Jan. 3 | Mar. 14 | 49 | 10 | 2 |
| Springfield ² | Jan. 8 | Mar. 7 | 41 | 9 | 2 | Jan. 3 | Mar. 14 | 50 | 10 | 2 |
| Kentucky: | | | | | | | | | | |
| Hopkinsville ² | Jan. 8 | Mar. 6 | 41 | 6 | 2 | Jan. 3 | Mar. 14 | 51 | 6 | 2 |
| Total Type 22..... | -- | -- | -- | 25 | 6 | -- | -- | -- | 26 | 6 |

TYPE 23--WESTERN DISTRICT FIRE-CURED

| | | | | | | | | | | |
|-----------------------------|--------|--------|----|---|---|--------|---------|----|---|---|
| Kentucky: | | | | | | | | | | |
| Mayfield ² | Jan. 7 | Mar. 8 | 35 | 4 | 1 | Jan. 4 | Feb. 29 | 40 | 4 | 1 |
| Murray ² | Jan. 7 | Mar. 8 | 34 | 5 | 1 | Jan. 4 | Feb. 29 | 39 | 5 | 1 |
| Total..... | -- | -- | -- | 9 | 2 | -- | -- | -- | 9 | 2 |

TYPES 21-23--TOTAL FIRE-CURED

| | | | | | | | | | | |
|----------------|----|----|----|----|----|----|----|----|----|----|
| Kentucky..... | -- | -- | -- | 15 | 4 | -- | -- | -- | 15 | 4 |
| Tennessee..... | -- | -- | -- | 19 | 4 | -- | -- | -- | 20 | 4 |
| Virginia..... | -- | -- | -- | 7 | 4 | -- | -- | -- | 7 | 4 |
| Total..... | -- | -- | -- | 41 | 12 | -- | -- | -- | 42 | 12 |

TYPE 31--BURLEY

| | | | | | | | | | | |
|---------------------------------|---------|---------|----|----|------------------|---------|---------|----|----|------------------|
| Kentucky: | | | | | | | | | | |
| Bloomfield..... | Nov. 27 | Jan. 8 | 23 | 5 | 1 | Nov. 29 | Jan. 6 | 21 | 6 | 1 |
| Bowling Green..... | Nov. 27 | Jan. 16 | 28 | 6 | ³ 1 | Nov. 29 | Jan. 19 | 28 | 6 | ³ 2 |
| Carrollton..... | Nov. 27 | Jan. 18 | 33 | 9 | 2 | Nov. 29 | Jan. 24 | 34 | 9 | 2 |
| Covington..... | Nov. 27 | Jan. 18 | 32 | 2 | 1 | Nov. 29 | Jan. 18 | 29 | 2 | 1 |
| Cynthiana..... | Nov. 27 | Jan. 18 | 32 | 11 | 1 | Nov. 29 | Jan. 20 | 31 | 11 | 1 |
| Danville..... | Nov. 27 | Jan. 16 | 30 | 3 | 1 | Nov. 29 | Jan. 20 | 32 | 4 | 1 |
| Franklin ² | Nov. 29 | Jan. 10 | 9 | 3 | ³ 1 | Dec. 1 | Jan. 10 | 8 | 3 | ³ 1 |
| Glasgow..... | Nov. 27 | Jan. 11 | 27 | 10 | 2 | Nov. 29 | Jan. 13 | 27 | 9 | 2 |
| Greensburg..... | Nov. 27 | Jan. 10 | 25 | 4 | 1 | Nov. 29 | Jan. 11 | 24 | 4 | 1 |
| Harrodsburg..... | Nov. 27 | Jan. 16 | 30 | 8 | 1 | Nov. 29 | Jan. 11 | 24 | 10 | 1 |
| Henderson ² | Nov. 28 | Jan. 11 | 21 | 2 | (⁴) | Nov. 30 | Jan. 24 | 17 | 2 | (⁴) |
| Hopkinsville ² | Nov. 27 | Jan. 16 | 28 | 12 | 1 | Nov. 29 | Jan. 27 | 26 | 12 | 1 |
| Horse Cave..... | Nov. 27 | Jan. 11 | 28 | 7 | ³ 2 | Nov. 29 | Jan. 11 | 24 | 7 | ³ 1 |
| Lebanon..... | Nov. 27 | Jan. 9 | 23 | 5 | 1 | Nov. 29 | Jan. 19 | 24 | 5 | 1 |
| Lexington..... | Nov. 27 | Feb. 8 | 40 | 28 | 5 | Nov. 29 | Feb. 9 | 44 | 28 | 5 |
| London..... | Nov. 27 | Jan. 9 | 26 | 5 | 1 | Nov. 29 | Jan. 12 | 26 | 5 | 1 |
| Louisville..... | Nov. 27 | Jan. 16 | 27 | 3 | ³ 2 | Nov. 29 | Jan. 18 | 25 | 3 | ³ 2 |
| Mayfield ² | Nov. 27 | Jan. 8 | 10 | 2 | ³ 1 | Nov. 29 | Jan. 13 | 11 | 2 | ³ 1 |

See footnotes at end of table.

TABLE 11. --Opening and closing dates of marketing seasons, warehouses, and buyers of tobaccos sold at auction in the United States, by types, States, and markets, 1955-56 and 1956-57--Continued

TYPES 31--BURLEY--Continued

| State and market | 1956-57 marketing season (1956 crop) | | | | | 1955-56 marketing season (1955 crop) | | | | |
|---------------------------------|---|--------------|-------------------------|------------|------------------|---|--------------|-------------------------|------------|------------------|
| | Opening date | Closing date | Sales days ¹ | Warehouses | Buyers | Opening date | Closing date | Sales days ¹ | Warehouses | Buyers |
| Kentucky--Continued | | | Number | Number | Sets | | | Number | Number | Sets |
| Maysville..... | Nov. 27 | Jan. 24 | 37 | 18 | 3 | Nov. 29 | Jan. 26 | 36 | 18 | 3 |
| Mt. Sterling..... | Nov. 27 | Jan. 16 | 28 | 4 | 1 | Nov. 29 | Jan. 20 | 29 | 4 | 1 |
| Owensboro ² | Nov. 27 | Jan. 18 | 32 | 11 | 1 | Nov. 29 | Jan. 26 | 34 | 11 | 1 |
| Paducah..... | Nov. 28 | Jan. 8 | 15 | 3 | (³) | Nov. 30 | Jan. 13 | 16 | 3 | (³) |
| Paris..... | Nov. 27 | Jan. 23 | 36 | 10 | 1 | Nov. 29 | Jan. 25 | 34 | 10 | 1 |
| Richmond..... | Nov. 27 | Jan. 16 | 30 | 7 | 1 | Nov. 29 | Jan. 19 | 30 | 7 | 1 |
| Russellville ² | Nov. 27 | Jan. 10 | 11 | 6 | (³) | Nov. 29 | Jan. 24 | 10 | 4 | (³) |
| Shelbyville..... | Nov. 27 | Jan. 18 | 33 | 8 | 2 | Nov. 29 | Jan. 29 | 35 | 8 | 2 |
| Somerset..... | Nov. 27 | Jan. 9 | 26 | 2 | 1 | Nov. 29 | Jan. 12 | 26 | 2 | 1 |
| Springfield..... | Nov. 27 | Jan. 8 | 24 | 6 | 1 | Nov. 29 | Jan. 6 | 21 | 6 | 1 |
| Winchester..... | Nov. 27 | Jan. 16 | 31 | 4 | 1 | Nov. 29 | Jan. 19 | 31 | 4 | 1 |
| Total..... | -- | -- | -- | 204 | 37 | -- | -- | -- | 205 | 37 |
| Tennessee: | | | | | | | | | | |
| Ashens..... | Nov. 27 | Jan. 9 | 16 | 1 | ³ 1 | Nov. 29 | Jan. 9 | 14 | 1 | ³ 1 |
| Carthage..... | Nov. 27 | Jan. 3 | 21 | 7 | 1 | Nov. 29 | Jan. 5 | 20 | 8 | 1 |
| Clarksville ² | Nov. 27 | Jan. 10 | 23 | 10 | 1 | Nov. 29 | Jan. 12 | 21 | 10 | 1 |
| Columbia..... | Nov. 28 | Jan. 11 | 17 | 2 | ³ 1 | Nov. 29 | Jan. 25 | 15 | 2 | ³ 1 |
| Fayetteville..... | Nov. 27 | Jan. 8 | 23 | 2 | 1 | Nov. 29 | Jan. 6 | 20 | 2 | 1 |
| Franklin..... | Nov. 27 | Jan. 11 | 23 | 3 | 1 | Nov. 29 | Jan. 25 | 22 | 3 | 1 |
| Gallatin..... | Nov. 27 | Jan. 4 | 22 | 7 | 1 | Nov. 29 | Jan. 6 | 21 | 7 | 1 |
| Greenville..... | Nov. 27 | Jan. 14 | 28 | 18 | 2 | Nov. 29 | Jan. 27 | 31 | 18 | 2 |
| Hartsville..... | Nov. 27 | Jan. 2 | 19 | 6 | 1 | Nov. 29 | Jan. 5 | 20 | 7 | 1 |
| Johnson City..... | Nov. 27 | Jan. 10 | 26 | 8 | 1 | Nov. 29 | Jan. 17 | 26 | 8 | 1 |
| Knoxville..... | Nov. 27 | Jan. 15 | 29 | 5 | 2 | Nov. 29 | Jan. 26 | 31 | 5 | 2 |
| Morristown..... | Nov. 27 | Jan. 10 | 26 | 9 | 1 | Nov. 29 | Jan. 6 | 21 | 10 | 1 |
| Mountain City..... | Nov. 27 | Jan. 9 | 24 | 2 | 1 | Nov. 29 | Jan. 10 | 23 | 2 | 1 |
| Mt. Pleasant..... | Nov. 27 | Jan. 4 | 8 | 2 | (³) | Nov. 30 | Jan. 5 | 7 | 2 | (³) |
| Newport..... | Nov. 27 | Jan. 4 | 22 | 3 | 1 | Nov. 29 | Jan. 6 | 21 | 3 | 1 |
| New Tazewell..... | Nov. 27 | Jan. 11 | 27 | 8 | 1 | Nov. 29 | Jan. 12 | 25 | 8 | 1 |
| Rogersville..... | Nov. 27 | Jan. 9 | 25 | 5 | 1 | Nov. 29 | Jan. 10 | 23 | 5 | 1 |
| Sparta..... | Nov. 27 | Jan. 3 | 21 | 4 | 1 | Nov. 29 | Jan. 6 | 21 | 4 | 1 |
| Springfield ² | Nov. 27 | Jan. 7 | 22 | 5 | 1 | Nov. 29 | Jan. 6 | 19 | 5 | 1 |
| Sweetwater..... | Nov. 27 | Jan. 10 | 20 | 1 | (³) | Nov. 29 | Jan. 9 | 16 | 1 | (³) |
| Total..... | -- | -- | -- | 108 | 20 | -- | -- | -- | 111 | 20 |
| Other States: | | | | | | | | | | |
| Virginia: | | | | | | | | | | |
| Abingdon..... | Nov. 27 | Jan. 11 | 27 | 11 | 2 | Nov. 29 | Jan. 19 | 26 | 10 | 2 |
| Gate City..... | Nov. 27 | Jan. 9 | 25 | 2 | 1 | Nov. 29 | Jan. 10 | 23 | 2 | 1 |
| Pennington Gap..... | Nov. 27 | Jan. 9 | 24 | 3 | 1 | Nov. 29 | Jan. 9 | 22 | 3 | 1 |
| Total..... | -- | -- | -- | 16 | 4 | -- | -- | -- | 15 | 4 |
| North Carolina: | | | | | | | | | | |
| Asheville..... | Nov. 27 | Jan. 9 | 25 | 12 | 2 | Nov. 29 | Jan. 19 | 26 | 12 | 2 |
| Boone..... | Nov. 27 | Jan. 9 | 25 | 3 | 1 | Nov. 29 | Jan. 16 | 27 | 2 | 1 |
| West Jefferson..... | Nov. 27 | Jan. 8 | 24 | 2 | 1 | Nov. 29 | Jan. 18 | 29 | 2 | 1 |
| Total..... | -- | -- | -- | 17 | 4 | -- | -- | -- | 16 | 4 |
| West Virginia: | | | | | | | | | | |
| Huntington..... | Nov. 27 | Jan. 18 | 32 | 4 | 1 | Nov. 29 | Jan. 20 | 31 | 4 | 1 |
| Indians: | | | | | | | | | | |
| Madison..... | Nov. 27 | Jan. 16 | 30 | 4 | ¹ | Nov. 29 | Jan. 19 | 30 | 4 | 1 |
| New Albany..... | Nov. 28 | Jan. 11 | 12 | 1 | (³) | Nov. 30 | Jan. 13 | 13 | 1 | (³) |
| Total..... | -- | -- | -- | 5 | 1 | -- | -- | -- | 5 | 1 |
| Ohio: | | | | | | | | | | |
| Ripley..... | Nov. 27 | Jan. 24 | 35 | 4 | 1 | Nov. 29 | Jan. 26 | 35 | 4 | 1 |
| Missouri: | | | | | | | | | | |
| Weston..... | Nov. 27 | Jan. 24 | 34 | 2 | 1 | Nov. 29 | Feb. 15 | 47 | 2 | 1 |
| Total other States..... | -- | -- | -- | 48 | 12 | -- | -- | -- | 46 | 12 |
| Total all States..... | -- | -- | -- | 360 | 69 | -- | -- | -- | 362 | 69 |

See footnotes at end of table.

TABLE 11. --Opening and closing dates of marketing seasons, warehouses, and buyers of tobaccos sold at auction in the United States, by types, States, and markets, 1955-56 and 1956-57--Continued

TYPE 32--SOUTHERN MARYLAND

| State and market | 1956-57 marketing season (1956 crop) | | | | | 1955-56 marketing season (1955 crop) | | | | |
|---------------------------|---|--------------|-------------------------|-------------|--------|---|--------------|-------------------------|-------------|--------|
| | Opening date | Closing date | Sales days ¹ | Ware-houses | Buyers | Opening date | Closing date | Sales days ¹ | Ware-houses | Buyers |
| Maryland: | | | Number | Number | Sets | | | Number | Number | Sets |
| Baltimore (Hogshead)..... | May 2 | Aug 21 | 37 | 1 | 1 | May 3 | Aug. 29 | 36 | 2 | 1 |
| Hughesville..... | Apr. 30 | Aug. 2 | 66 | 3 | 1 | May 1 | July 27 | 63 | 3 | 1 |
| La Plata..... | Apr. 30 | Aug. 2 | 67 | 1 | 1 | May 1 | July 27 | 63 | 1 | 1 |
| Upper Marlboro..... | Apr. 30 | Aug. 2 | 67 | 8 | 2 | May 1 | July 27 | 63 | 8 | 2 |
| Waldorf..... | Apr. 30 | Aug. 2 | 67 | 1 | 1 | May 1 | July 27 | 63 | 1 | 1 |
| Total..... | -- | -- | -- | 14 | 6 | -- | -- | -- | 15 | 6 |

TYPE 35--ONE SUCKER

| | | | | | | | | | | |
|---------------------------------|---------|---------|----|----|----------------|--------|---------|----|----|----------------|
| Kentucky: | | | | | | | | | | |
| Franklin ² | Dec. 11 | Feb. 1 | 13 | 3 | -- | Dec. 6 | Feb. 7 | 12 | 3 | -- |
| Mayfield ² | Dec. 3 | Jan. 26 | 7 | 4 | -- | Dec. 1 | Feb. 21 | 10 | 4 | -- |
| Murray ² | Dec. 4 | Jan. 26 | 5 | 5 | -- | Dec. 2 | Feb. 3 | 6 | 5 | -- |
| Russellville ² | Dec. 13 | Feb. 7 | 17 | 6 | -- | Dec. 5 | Feb. 9 | 19 | 4 | -- |
| Total..... | -- | -- | -- | 18 | -- | -- | -- | -- | 16 | -- |
| Tennessee: | | | | | | | | | | |
| Springfield ² | Dec. 12 | Jan. 19 | 8 | 6 | -- | Dec. 7 | Jan. 28 | 9 | 7 | -- |
| Westmoreland..... | Dec. 12 | Jan. 16 | 4 | 1 | -- | Dec. 7 | Jan. 25 | 5 | 1 | -- |
| Total..... | -- | -- | -- | 7 | -- | -- | -- | -- | 8 | -- |
| Total Type 35..... | -- | -- | -- | 25 | ³ 2 | -- | -- | -- | 24 | ³ 2 |

TYPE 36--GREEN RIVER

| | | | | | | | | | | |
|------------------------------|---------|---------|----|----|---|--------|---------|----|----|---|
| Kentucky: | | | | | | | | | | |
| Henderson ² | Dec. 11 | Jan. 25 | 21 | 2 | 1 | Dec. 6 | Feb. 9 | 31 | 2 | 1 |
| Madisonville..... | Dec. 11 | Jan. 25 | 18 | 2 | 1 | Dec. 6 | Feb. 9 | 29 | 2 | 1 |
| Owensboro ² | Dec. 10 | Jan. 18 | 20 | 7 | 1 | Dec. 6 | Jan. 26 | 29 | 7 | 1 |
| Total Type 36..... | -- | -- | -- | 11 | 3 | -- | -- | -- | 11 | 3 |

TYPE 37--VIRGINIA SUN-CURED

| | | | | | | | | | | |
|---------------|--------|--------|----|---|---|---------|--------|----|---|---|
| Virginia: | | | | | | | | | | |
| Richmond..... | Dec. 4 | Feb. 1 | 28 | 1 | 1 | Nov. 29 | Feb. 3 | 28 | 2 | 1 |

TYPES 35-37--TOTAL DARK AIR CURED

| | | | | | | | | | | |
|----------------|----|----|----|----|-------|----|----|----|----|-------|
| Kentucky..... | -- | -- | -- | 29 | { 3 5 | -- | -- | -- | 27 | { 3 5 |
| Tennessee..... | -- | -- | -- | 7 | | -- | -- | -- | 8 | |
| Virginia..... | -- | -- | -- | 1 | 1 | -- | -- | -- | 2 | 1 |
| Total..... | -- | -- | -- | 37 | 6 | -- | -- | -- | 37 | 6 |

¹ The number of days on which sales were held. The regular auction sales week is Monday through Friday and is generally observed on the majority of markets.

² This market sells more than one type of tobacco and is listed under each type sold.

³ Same set of buyers used for two or more markets as follows: Type 31 - Bowling Green and Horse Cave, Ky., in the 1955-56 season, third set alternating, in the 1956-57 season, this set exclusively at Horse Cave; Franklin and Russellville, Ky., one set; Louisville, Ky., and New Albany, Ind., two sets; Mayfield and Paducah, Ky., one set; Athens and Sweetwater, Tenn., one set; Columbia and Mt. Pleasant, Tenn., one set; Type 35 - Franklin, Mayfield, Murray, Russellville, Ky., and Springfield and Westmoreland, Tenn., two sets.

⁴ Same buyers used as for dark air-cured (Type 36), at Henderson, Ky.

⁵ Sales of Southern Maryland occur in the year following production.

Compiled from Tobacco Market Reviews, Tobacco Division, AMS.

TABLE 12.--Auction sales warehouse charges by types, States, and markets, season 1956-57

| Type of tobacco, State, and market | Auction fee | Commission on gross sales | Minimum total charges per 100 pounds | Additional charges |
|------------------------------------|--|---------------------------|--------------------------------------|--|
| <u>Flue-cured</u> | | | | |
| Types 11-14: ¹ | | Percent | Dollars | |
| Florida..... | {15 cents on all piles of 100 pounds or less and 25 cents on all piles over 100 pounds | 2-1/2 | -- | {For weighing and handling, 10 cents per pile on all piles of 100 pounds or less and 10 cents for each additional 100 pounds |
| Georgia..... | | | | |
| North Carolina..... | | | | |
| South Carolina..... | | | | |
| All markets..... | | | | |
| Type 11: Virginia-- | 25 cents per pile | 2-1/2 | -- | {For weighing, 10 cents per 100 pounds |
| All markets..... | | | | |
| <u>Fire-cured</u> | | | | |
| Type 21: Virginia-- | {25 cents per pile up to 200 pounds and 50 cents per pile over 200 pounds | 2-1/2 | -- | {For weighing, 25 cents per 100 pounds |
| All markets..... | | | | |
| Type 22: | | | | |
| Kentucky..... | 50 cents per 100 pounds | 3-1/2 | -- | |
| Tennessee..... | 50 cents per 100 pounds | 3-3-1/2 | -- | |
| Type 23: Kentucky-- | 45 cents per 100 pounds | | -- | |
| All Markets..... | | | | |
| <u>Burley</u> | | | | |
| Type 31: Kentucky-- | | | | |
| Bloomfield..... | 60 cents per 100 pounds | 3-1/2 | -- | |
| Bowling Green..... | 1.00 " " " | 3 | -- | |
| Carrollton..... | 80 " " " " | 3 | 1.00 | |
| Covington..... | 35 " " " " | 3-1/2 | 1.00 | |
| Cynthiana..... | 35 " " " " | 3-1/2 | 1.00 | |
| Danville..... | 35 " " " " | 3-1/2 | .75 | |
| Franklin..... | 50 " " " " | 4 | -- | |
| Glasgow..... | 70 " " " " | 3-1/3 | 1.00 | |
| Greensburg..... | 75 " " " " | 3-1/2 | -- | |
| Harrodsburg..... | 35 " " " " | 3-1/2 | -- | |
| Henderson..... | 40 " " " " | 4 | -- | |
| Hopkinsville..... | 50 " " " " | 4 | -- | {25 cents on piles less than 100 pounds |
| Horse Cave..... | 60 " " " " | 3 | 1.00 | |
| Lebanon..... | 60 " " " " | 3-1/2 | -- | |
| Lexington..... | 35 " " " " | 3-1/2 | -- | |
| London..... | 50 " " " " | 4 | -- | |
| Louisville..... | 35-45 " " " " | 4 | 1.00 | |
| Mayfield..... | 47 " " " " | 4 | -- | {3 cents per 100 pounds for insurance {25 cents on piles less than 100 pounds |
| Maysville..... | 25 " " " " | 3 | .75 | |
| Mount Sterling..... | 35 " " " " | 3-1/2 | 1.00 | |
| Owensboro..... | 40 " " " " | 4 | 1.00 | |
| Paducah..... | 47 " " " " | 4 | -- | {3 cents per 100 pounds for insurance |
| Paris..... | 35 " " " " | 3-1/2 | .75 | |
| Richmond..... | 35 " " " " | 3-1/2 | -- | |
| Russellville..... | 50 " " " " | 4 | -- | |
| Shelbyville..... | 35 " " " " | 3-1/2 | -- | |
| Somerset..... | 30 " " " " | 3 | -- | |
| Springfield..... | 50 " " " " | 3 | -- | |
| Winchester..... | 35 " " " " | 3-1/2 | -- | |
| Tennessee-- | | | | |
| Athens..... | 50 " " " " | 3 | -- | |
| Carthage..... | 50 " " " " | 3 | -- | |
| Clarksville..... | 50 " " " " | 4 | -- | |
| Columbia..... | 50 " " " " | 3 | -- | |
| Fayetteville..... | 50 " " " " | 3-1/2 | -- | |
| Franklin..... | 50 " " " " | 3 | -- | |
| Gallatin..... | 50 " " " " | 3-1/2 | -- | |
| Greeneville..... | 50 " " " " | 3 | -- | |
| Hartsville..... | 50 " " " " | 3-1/2 | 1.00 | |
| Johnson City..... | 50 " " " " | 3 | -- | |
| Knoxville..... | -- " " " " | 4 | 1.00 | |
| Morristown..... | 25 " " " " | 4 | -- | |
| Mountain City..... | 25 cents per basket | 4 | -- | |
| Mount Pleasant..... | 50 cents per 100 pounds | 3 | -- | |
| Newport..... | 1.00 " " " | 3 | -- | |

See footnotes at end of table.

TABLE 12. --Auction sales warehouse charges by types, States, and markets, season 1956-57--Continued

| Type of tobacco, State, and market | Auction fee | Commission on gross sales | Minimum total charges per 100 pounds | Additional charges |
|------------------------------------|---|---------------------------|--------------------------------------|--|
| Burley--Continued | | <i>Percent</i> | <i>Dollars</i> | |
| Type 31--Continued | | | | |
| New Tazewell..... | 25-50 cents per basket | 4-3 | -- | |
| Rogersville..... | 60 cents per 100 pounds | 3-1/2 | -- | |
| Sparta..... | 50 " " " " | 3-3-1/3 | -- | |
| Springfield..... | 50 " " " " | 4 | -- | |
| Sweetwater..... | 50 " " " " | 3 | -- | |
| Virginia ¹ -- | | | | |
| Abingdon..... | 25 cents per basket | 3 | -- | For weighing, 25 cents per basket |
| Gate City..... | | | | |
| Pennington Gap..... | | | | |
| North Carolina ¹ -- | | | | |
| Ashville..... | 15 cents per pile up to | 3-1/2 | -- | { For weighing, 10 cents per pile up to 100 pounds and 10 cents per 100 pounds over 100 pounds |
| Boone..... | 100 pounds and 25 cents | 3-1/2 | -- | |
| West Jefferson..... | per pile over 100 pounds | 3-1/2 | -- | |
| West Virginia-- | | | | |
| Huntington..... | 25 cents per 100 pounds | 3 | -- | { 25 cents on piles less than 100 pounds |
| Indiana-- | | | | |
| Madison..... | 50 cents per 100 pounds | 3-1/2 | -- | 1.00 |
| New Albany..... | 45 " " " " | 4 | -- | |
| Ohio-- | | | | |
| Ripley..... | 25 " " " " | 3 | -- | { 25 cents on piles less than 100 pounds |
| Missouri-- | | | | |
| Weston..... | 25 " " " " | 3 | 1.25 | |
| <u>Maryland</u> | | | | |
| Type 32: | | | | |
| Maryland-- | 25 cents per basket up to 100 pounds, and 35 cents per basket over 100 pounds | 3 | -- | |
| All markets ² | | | | |
| <u>Dark air-cured</u> | | | | |
| Type 35: | | | | |
| Kentucky-- | | | | |
| Franklin..... | 40 cents per 100 pounds | 4-1/2 | -- | |
| Russellville..... | | | | |
| Mayfield..... | | | | |
| Murray..... | 45 cents per 100 pounds | 4 | -- | |
| Tennessee-- | | | | |
| Springfield..... | 40 cents per 100 pounds | 4-1/2 | -- | |
| Westmoreland..... | | | | |
| Type 36: | | | | |
| Kentucky-- | | | | |
| All markets..... | 30-40 cents per 100 pounds | 3 | -- | |
| Type 37: | | | | |
| Virginia-- | | | | |
| Richmond..... | 25 cents per pile | 3 | -- | For weighing, 15 cents per 100 pounds |

¹ State Law.

² On hogshead market at Baltimore, the selling commission is \$4 per hogshead.

TABLE 13. --Schedule of bid intervals in effect on tobacco auction markets, by types, season 1956-57

| Type (name) | Type No. | 10-cent bids | 25-cent bids | 50-cent bids | 1-dollar bids |
|-------------------------|-----------------|----------------------|----------------------------|----------------------------|---------------------------|
| Flue-cured..... | 11-14 | <i>Dollars</i> -- | <i>Dollars</i> Under 15 | <i>Dollars</i> 15 to 25 | <i>Dollars</i> Over 25 |
| Fire-cured: | | | | | |
| Virginia..... | 21 | Under 6 | 6 to 15 | 15 to 25 | Over 25 |
| Eastern District..... | ¹ 22 | -- | Under 20 | 20 to 40 | Over 40 |
| Western District..... | 23 | -- | Under 20 | Over 20 | -- |
| Burley..... | 31 | -- | Under 15 | 15 to 30 | Over 30 |
| Maryland..... | 32 | -- | Under 15 | 15 to 25 | Over 25 |
| Dark air-cured: | | | | | |
| One Sucker..... | 35 | -- | Under 20 | Over 20 | -- |
| Green River..... | 36 | -- | Under 20 | 20 to 30 | Over 30 |
| Virginia Sun-cured..... | 73 | Under 6 | 6 to 15 | 15 to 25 | Over 25 |

¹ On Hopkinsville market, 25 cents up to \$20, and 50 cents over \$20.

TABLE 14.--Quantity of tobacco financed by Commodity Credit Corporation, disposition, and as percentage of total crop, by kinds of tobacco and year grown, 1952-56, and cumulative totals for prior years

| Kind of tobacco and year grown | Financed through-- | | | Total disposals ¹ (net packed weight) | Balance to be sold or redeemed (net packed weight) | Total quantity financed | |
|--|-------------------------------|---------------------------|---------------------------|--|--|-------------------------|-----------------------------|
| | Purchases (net packed weight) | Loans (net packed weight) | Total (net packed weight) | | | Green weight | As percentage of total crop |
| Flue-cured: | 1,000 lb. | 1,000 lb. | 1,000 lb. | 1,000 lb. | 1,000 lb. | 1,000 lb. | Percent |
| 1939-51..... | 1,410,838 | 687,925 | 2,098,763 | 2,098,763 | 0 | 2,350,557 | -- |
| 1952..... | -- | 215,912 | 215,912 | 209,657 | 6,255 | 243,419 | 17.8 |
| 1953..... | -- | 132,946 | 132,946 | 132,946 | 0 | 151,424 | 11.9 |
| 1954..... | -- | 115,414 | 115,414 | 80,300 | 35,114 | 130,245 | 9.9 |
| 1955..... | -- | 264,982 | 264,982 | 44,714 | 220,268 | 298,867 | 20.2 |
| 1956..... | -- | 285,362 | 285,362 | 43,065 | 242,297 | 319,879 | 22.5 |
| 1957..... | -- | 87,091 | 87,091 | 0 | 87,091 | 98,967 | 10.1 |
| Total ³ | 1,410,838 | 1,702,541 | 3,113,379 | 2,609,445 | 503,934 | 3,494,391 | -- |
| Fire-cured and dark air-cured: | | | | | | | |
| 1931-51..... | 36,569 | 318,655 | 355,224 | 346,812 | 8,412 | (⁴) | -- |
| 1952..... | -- | 18,926 | 18,926 | 8,624 | 10,302 | 21,027 | 22.8 |
| 1953..... | -- | 14,332 | 14,332 | 7,953 | 6,379 | 15,657 | 20.7 |
| 1954..... | -- | 12,552 | 12,552 | 3,173 | 9,379 | 14,220 | 14.8 |
| 1955..... | -- | 14,255 | 14,255 | 2,387 | 11,868 | 15,992 | 16.6 |
| 1956..... | -- | 24,592 | 24,592 | 1,554 | 23,038 | 27,075 | 25.9 |
| Total..... | 36,569 | 403,312 | 439,881 | 370,503 | 69,378 | -- | -- |
| Nurley: | | | | | | | |
| 1940-51..... | 1,046 | 462,173 | 463,219 | 460,359 | 2,860 | 515,629 | -- |
| 1952..... | -- | 92,677 | 92,677 | 88,941 | 3,736 | 103,866 | 16.0 |
| 1953..... | -- | 91,706 | 91,706 | 54,048 | 37,658 | 102,139 | 18.1 |
| 1954..... | -- | 198,601 | 198,601 | 66,993 | 131,608 | 221,411 | 33.2 |
| 1955..... | -- | 65,421 | 65,421 | 607 | 64,814 | 73,054 | 15.5 |
| 1956..... | -- | 5,085 | 5,085 | 9 | 5,076 | 6,045 | 1.2 |
| Total..... | 1,046 | 915,663 | 916,709 | 670,957 | 245,752 | 1,022,144 | -- |
| Maryland:⁵ | | | | | | | |
| 1948-50..... | -- | 10,936 | 10,936 | 9,544 | 1,392 | 11,110 | -- |
| 1953..... | -- | 6,609 | 6,609 | 2,224 | 4,385 | 6,732 | 16.6 |
| 1956..... | -- | 3,265 | 3,265 | 292 | 2,973 | 3,335 | 9.0 |
| Total..... | -- | 20,810 | 20,810 | 12,060 | 8,750 | 21,177 | -- |
| Cigar leaf: (Filler & binder)⁶ | | | | | | | |
| 1938-51..... | -- | 70,351 | 70,351 | 69,765 | 586 | (⁴) | -- |
| 1952..... | -- | 1,247 | 1,247 | 1,247 | 0 | 1,417 | 1.0 |
| 1953..... | -- | 10,045 | 10,045 | 8,638 | 1,407 | 10,244 | 7.3 |
| 1954..... | -- | 11,832 | 11,832 | 7,667 | 4,165 | 12,649 | 8.1 |
| 1955..... | -- | 19,629 | 19,629 | 11,939 | 7,690 | 20,190 | 14.4 |
| 1956..... | -- | 5,994 | 5,994 | 2,191 | 3,803 | 6,203 | 4.7 |
| Total..... | -- | 119,098 | 119,098 | 101,447 | 17,651 | -- | -- |
| Total all kinds: | | | | | | | |
| 1931-51..... | 1,448,453 | 1,550,040 | 2,998,493 | 2,985,243 | 13,250 | (⁴) | -- |
| 1952..... | -- | 328,762 | 328,762 | 308,469 | 20,293 | 369,729 | 16.1 |
| 1953..... | -- | 255,638 | 255,638 | 205,809 | 49,829 | 286,196 | 13.7 |
| 1954..... | -- | 338,399 | 338,399 | 158,133 | 180,266 | 378,525 | 16.6 |
| 1955..... | -- | 364,287 | 364,287 | 59,647 | 304,640 | 408,103 | 18.4 |
| 1956..... | -- | 324,298 | 324,298 | 47,111 | 277,187 | 362,537 | 16.5 |
| Grand Total ³ | 1,448,453 | 3,161,424 | 4,609,877 | 3,764,412 | 845,465 | -- | -- |

¹ Includes all disposals through November 30, 1957.

² Includes 70,187 thousand pounds, net packed weight (78,416 thousand pounds green weight), representing quantities purchased for British manufacturers, which they have since bought and shipped.

³ Total does not include quantity of 1957 crop of flue-cured tobacco.

⁴ Not available on a green-weight basis.

⁵ Price support not in effect for 1951, 1952, 1954, and 1955 crops because growers disapproved market quotas.

⁶ Includes Puerto Rican filler, type 46. Percentages are calculated on total cigar-leaf production basis.

⁷ Comprised of Puerto Rican, type 46 only.

Note: Cumulative totals for the various groups do not in each case include quantities for all intervening years.

Compiled from official records with respect to Commodity Credit Corporation operations and Tobacco Division, CSS.

TABLE 15. --Parity price and applicable loan level¹ per pound of tobacco, as of beginning of marketing year, by class or type of tobacco, 1947-57

| Beginning marketing year ² | Flue-cured, types 11-14 | | Fire-cured, types 21-24 | | Burley, type 31 | | Maryland, type 32 | | Dark air-cured, types 35 and 36 | | Virginia sun-cured, type 37 | | Cigar filler, type 41 | | Puerto Rican filler, type 46 | |
|---------------------------------------|-------------------------|------------|-------------------------|------------|-----------------|------------|-------------------|------------------|---------------------------------|------------|-----------------------------|------------|-----------------------|------------------|------------------------------|-------------------|
| | Parity | Loan level | Parity | Loan level | Parity | Loan level | Parity | Loan level | Parity | Loan level | Parity | Loan level | Parity | Loan level | Parity | Loan level |
| | Cents | Cents | Cents | Cents | Cents | Cents | Cents | Cents | Cents | Cents | Cents | Cents | Cents | Cents | Cents | Cents |
| 1947..... | 44.4 | 40.0 | 21.5 | 30.2 | 44.8 | 40.3 | 36.2 | 32.6 | 17.2 | 26.9 | 23.1 | 26.9 | 22.3 | 20.1 | -- | 31.5 |
| 1948..... | 48.8 | 43.9 | 22.6 | 31.8 | 47.1 | 42.4 | 48.8 | 43.9 | 18.1 | 28.3 | 24.2 | 28.3 | 23.4 | 21.1 | -- | 33.0 |
| 1949..... | 47.2 | 42.5 | 21.5 | 30.2 | 44.8 | 40.3 | 46.5 | 41.8 | 17.2 | 26.9 | 23.1 | 26.9 | 22.3 | 20.1 | -- | 31.5 |
| 1950..... | 50.0 | 45.0 | 30.3 | 34.3 | 50.8 | 45.7 | 56.5 | 48.6 | 27.2 | 30.5 | 34.2 | 30.5 | 29.3 | 25.2 | -- | 29.0 |
| 1951..... | 56.3 | 50.7 | 33.6 | 37.4 | 55.3 | 49.8 | 60.6 | (³) | 29.6 | 33.2 | 37.5 | 33.2 | 31.3 | (³) | ⁵ 36.2 | ⁵ 32.6 |
| 1952..... | 55.8 | 50.6 | 34.4 | 37.1 | 54.2 | 49.5 | 58.5 | (³) | 30.1 | 33.0 | 37.2 | 33.0 | 29.8 | (³) | 36.8 | 33.1 |
| 1953..... | 52.2 | 47.9 | 34.1 | 35.0 | 51.2 | 46.6 | 55.4 | 50.4 | 29.9 | 31.1 | 35.2 | 31.1 | 28.8 | (³) | 36.0 | 32.4 |
| 1954..... | 53.0 | 47.9 | 34.4 | 34.8 | 51.1 | 46.4 | 53.5 | (³) | 29.1 | 30.9 | 34.2 | 30.9 | 29.4 | (³) | 36.2 | 32.6 |
| 1955..... | 53.3 | 48.3 | 35.0 | 34.6 | 50.8 | 46.2 | 53.1 | (³) | 29.7 | 30.8 | 33.4 | 30.8 | 29.2 | (³) | 36.2 | 31.9 |
| 1956..... | 54.3 | 48.9 | 36.2 | 36.1 | 53.4 | 48.1 | 52.2 | 47.0 | 31.0 | 32.1 | 33.0 | 32.1 | 28.7 | (³) | 35.3 | 31.4 |
| 1957..... | 56.5 | 50.8 | 38.8 | 38.8 | 57.4 | 51.7 | 53.3 | 48.0 | 33.2 | 34.5 | 35.5 | 34.5 | 28.7 | (³) | 36.1 | 32.5 |

| | Cigar filler and binder, types 42-55 ⁴ | | Cigar filler and binder, types 42-44 and 53-55 | | Cigar binder, types 51-52 | | Cigar filler, types 42-44 | Cigar binder | | | | | Cigar wrapper ⁶ | |
|-----------|---|------------------|--|------------|---------------------------|------------|---------------------------|--------------|------------|------------|------------|------------|----------------------------|---------|
| | Parity | Loan level | Parity | Loan level | Parity | Loan level | Loan level | Type 51 | Type 52 | Type 53 | Type 54 | Type 55 | Type 61 | Type 62 |
| | | | | | | | | Loan level | Loan level | Loan level | Loan level | Loan level | Parity | Parity |
| | Cents | Cents | Cents | Cents | Cents | Cents | Cents | Cents | Cents | Cents | Cents | Cents | Cents | Cents |
| 1947..... | 31.9 | 28.7 | -- | -- | -- | -- | 18.3 | 40.6 | 42.9 | 24.2 | 19.8 | 25.7 | 148.0 | 91.7 |
| 1948..... | 33.5 | 30.2 | -- | -- | -- | -- | 19.2 | 42.7 | 45.1 | 25.5 | 20.8 | 27.0 | 161.0 | 100.0 |
| 1949..... | 31.9 | 28.7 | -- | -- | -- | -- | 18.3 | 40.6 | 42.9 | 24.2 | 19.8 | 25.7 | 156.0 | 97.1 |
| 1950..... | 38.8 | 33.4 | -- | -- | -- | -- | 23.6 | 49.0 | 49.5 | 25.5 | 24.1 | 30.0 | 260.0 | 208.0 |
| 1951..... | 44.0 | 39.6 | -- | -- | -- | -- | 26.1 | 55.2 | 54.2 | 28.0 | 27.3 | 33.5 | 279.0 | 230.0 |
| 1952..... | 43.5 | (³) | -- | -- | -- | -- | (³) | 25.4 | 53.4 | 51.2 | 26.1 | 25.4 | 32.0 | 262.0 |
| 1953..... | 42.1 | 38.3 | -- | -- | -- | -- | 25.1 | 53.8 | 51.5 | 25.7 | 25.1 | 31.9 | 255.0 | 219.0 |
| 1954..... | 42.8 | 38.7 | -- | -- | -- | -- | 24.7 | 53.9 | 50.8 | 25.0 | 24.5 | 32.0 | 248.0 | 222.0 |
| 1955..... | 42.5 | 38.9 | -- | -- | -- | -- | 23.4 | 52.5 | 49.0 | 23.6 | 22.8 | 29.6 | 250.0 | 221.0 |
| 1956..... | 41.6 | 37.4 | -- | -- | -- | -- | 23.2 | 53.8 | 48.8 | 23.3 | 23.3 | 29.9 | 252.0 | 226.0 |
| 1957..... | -- | -- | 29.3 | 26.4 | 57.4 | 51.7 | 23.2 | 53.8 | 48.8 | 23.3 | 23.3 | 29.9 | 252.0 | 226.0 |

¹ Loan levels as shown indicate availability of loans, whether a program was in operation or not. Loan levels are based on 90 percent of the parity price, with the following exceptions: Fire-cured and dark air-cured classes, which are 75 percent and 66-2/3 percent respectively of the Burley loan rate; types comprising the filler and binder group, which are adjusted-type differentials based on the parity price for the group; Maryland and the cigar filler and binder types in 1950, which were 86 percent of parity; loan rates as shown for the 1952 to 1955 crops (excepting Puerto Rican) are minimum levels as announced in March, which were higher than 90 percent of parity as of the beginning of the marketing year (according to legislation, loan levels shall be the higher of the two); Puerto Rican 88 percent of parity in 1955, and 89 percent in 1956.

² The marketing year begins as of July 1 for flue-cured and cigar wrapper, and October 1 for all other types.

³ Announced "no support." Growers disapproved quotas.

⁴ Includes type 46 through 1950.

⁵ Beginning in 1951 type 46 is a separate kind of tobacco

⁶ Mandatory loans not applicable.

TABLE 16. --Large cigars removed tax-paid for domestic consumption, by calendar years, 1951-57

| Classification and year | Class A | Class B | Class C | Class D | Class E | Class F | Class G | Total |
|---|------------------|------------------|------------------|------------------|------------------|------------------|------------------|------------------|
| Domestic manufacture:¹ | <i>Thousands</i> | <i>Thousands</i> | <i>Thousands</i> | <i>Thousands</i> | <i>Thousands</i> | <i>Thousands</i> | <i>Thousands</i> | <i>Thousands</i> |
| 1951..... | 18,456.6 | 200,559.1 | 2,053,497.5 | 593,884.1 | 2,456,280.2 | 122,735.6 | 72,203.9 | 5,517,617.0 |
| 1952..... | 28,365.5 | 203,518.3 | 2,198,455.1 | 611,826.8 | 2,503,239.3 | 130,775.3 | 78,885.5 | 5,755,065.7 |
| 1953..... | 35,989.8 | 189,352.4 | 2,235,055.1 | 641,764.8 | 2,500,762.2 | 136,466.4 | 80,329.6 | 5,819,720.2 |
| 1954..... | 25,825.3 | 204,314.1 | 2,264,998.9 | 566,794.9 | 2,406,413.9 | 143,099.1 | 78,420.4 | 5,689,866.5 |
| 1955..... | 30,683.5 | 209,196.2 | 2,275,531.8 | 563,416.7 | 2,390,970.3 | 138,275.6 | 79,708.6 | 5,687,782.6 |
| 1956..... | 32,302.8 | 202,142.7 | 2,248,569.0 | 577,151.7 | 2,343,154.7 | 148,952.4 | 81,072.1 | 5,633,345.5 |
| 1957 (Preliminary) | 34,894.1 | 221,946.6 | 2,310,175.3 | 617,430.8 | 2,356,530.1 | 141,998.9 | 77,852.8 | 5,760,828.6 |
| Bonded Warehouses:² | | | | | | | | |
| 1951..... | .3 | 70.3 | 4,443.3 | 9,604.9 | 47,139.0 | 45,408.6 | 69,960.4 | 176,626.6 |
| 1952..... | -- | 75.9 | 4,788.4 | 10,008.8 | 50,237.7 | 49,793.9 | 81,462.3 | 196,367.0 |
| 1953..... | 100.0 | 73.8 | 5,366.6 | 10,329.2 | 45,355.7 | 56,964.0 | 86,437.4 | 204,646.6 |
| 1954..... | 188.8 | 69.2 | 6,188.5 | 11,375.1 | 46,049.9 | 55,882.5 | 86,643.6 | 206,397.5 |
| 1955..... | 72.1 | 68.2 | 7,087.0 | 11,374.0 | 56,024.1 | 62,351.4 | 89,674.2 | 226,651.0 |
| 1956..... | -- | 58.6 | 5,772.2 | 10,096.1 | 58,776.4 | 64,615.4 | 90,579.2 | 229,897.9 |
| 1957 ² | -- | 55.4 | 5,904.0 | 12,864.2 | 65,440.2 | 63,291.0 | 90,804.6 | 238,359.4 |
| Imported: Cuba:³ | | | | | | | | |
| 1951..... | .2 | .4 | 1.4 | 1.8 | 67.4 | 92.4 | 13,036.4 | 13,199.8 |
| 1952..... | .2 | .1 | 2.2 | 2.1 | 56.0 | 82.1 | 14,320.2 | 14,462.9 |
| 1953..... | .6 | .4 | 14.4 | 6.6 | 58.4 | 55.4 | 13,741.9 | 13,877.8 |
| 1954..... | -- | .4 | 1.3 | 1.2 | 186.9 | 66.2 | 13,473.6 | 13,729.6 |
| 1955..... | 3.8 | .3 | 1.0 | 1.6 | 296.6 | 340.7 | 16,079.2 | 16,723.2 |
| 1956..... | .2 | .1 | 2.4 | 3.0 | 435.4 | 219.0 | 18,030.5 | 18,690.5 |
| 1957..... | .5 | .6 | 1.1 | .9 | 625.4 | 501.0 | 20,023.9 | 21,153.4 |
| Imported: Other countries:³ | | | | | | | | |
| 1951..... | 4.1 | 1.1 | 205.7 | 819.5 | 89.8 | 48.6 | 80.8 | 1,249.5 |
| 1952..... | 1.6 | 2.4 | 917.0 | 877.0 | 105.2 | 97.7 | 106.1 | 2,106.9 |
| 1953..... | 1.9 | 1.4 | 969.5 | 641.2 | 268.7 | 118.6 | 130.3 | 2,131.5 |
| 1954..... | 5.9 | 14.7 | 2,691.8 | 611.4 | 400.3 | 131.6 | 233.9 | 4,089.6 |
| 1955..... | 6.9 | 3.0 | 3,441.6 | 583.8 | 734.0 | 150.6 | 630.9 | 5,550.8 |
| 1956..... | 3.4 | .3 | 2,627.6 | 348.9 | 1,089.5 | 158.8 | 293.0 | 4,521.4 |
| 1957..... | 7.4 | 8.0 | 2,731.2 | 818.2 | 1,038.3 | 246.3 | 274.4 | 5,123.8 |
| Puerto Rican manufacture:³ | | | | | | | | |
| 1951..... | 15.4 | 70.6 | 64.7 | 38.2 | 200.2 | 225.0 | 43.3 | 657.3 |
| 1952..... | -- | -- | 1,302.5 | 34.5 | 211.0 | 307.2 | 26.5 | 1,881.7 |
| 1953..... | 2.0 | -- | 1,846.0 | 28.0 | 7,796.0 | 226.0 | 23.0 | 9,921.0 |
| 1954..... | -- | -- | 2,454.0 | 263.0 | 46,624.0 | 168.0 | 16.0 | 49,526.0 |
| 1955..... | -- | -- | 1,550.0 | 1,354.0 | 81,141.0 | 180.0 | 31.0 | 84,257.0 |
| 1956..... | -- | -- | 296.0 | 747.0 | 91,996.0 | 143.0 | 27.0 | 93,208.0 |
| 1957..... | -- | 2.0 | 153.0 | 153.0 | 123,271.0 | 118.0 | 22.0 | 123,719.0 |
| Total: | | | | | | | | |
| 1951..... | 18,476.6 | 200,701.5 | 2,058,212.6 | 604,348.5 | 2,503,776.6 | 168,510.2 | 155,324.8 | 5,709,350.2 |
| 1952..... | 28,367.4 | 203,596.7 | 2,205,465.2 | 622,749.2 | 2,553,849.2 | 181,056.2 | 174,800.6 | 5,969,884.2 |
| 1953..... | 36,094.3 | 189,428.0 | 2,243,251.6 | 652,769.8 | 2,554,241.0 | 193,830.4 | 180,682.2 | 6,050,297.1 |
| 1954..... | 26,020.0 | 204,398.4 | 2,276,334.5 | 579,045.6 | 2,499,676.0 | 199,347.4 | 178,787.5 | 5,963,609.2 |
| 1955..... | 30,766.3 | 209,267.7 | 2,287,611.4 | 576,730.1 | 2,529,166.0 | 201,298.3 | 186,123.9 | 6,020,964.6 |
| 1956..... | 32,306.4 | 202,201.7 | 2,257,267.2 | 588,346.8 | 2,495,452.0 | 214,088.6 | 190,001.8 | 5,979,663.3 |
| 1957..... | 34,902.0 | 222,012.6 | 2,318,964.6 | 631,267.1 | 2,546,905.0 | 206,155.2 | 188,977.7 | 6,149,184.2 |

¹ Tax-paid removals from domestic factories and bonded warehouses.

² Estimated by Tobacco Division, A.M.S.

³ Quantities represented by collections.

Compiled from reports and records of the Commissioner of Internal Revenue.

TABLE 17. --Cigars, cigarettes, chewing tobacco, smoking tobacco, and snuff manufactured and removed tax-paid and tax-free, in the United States, by calendar years, averages 1919-48, annual 1950-57

MANUFACTURED

| Year | Cigars | | | | Cigarettes | | Chewing tobacco | | | | | Smoking tobacco | Snuff | Total chewing, smoking, and snuff tobacco |
|------------------------|--------------------|-------------------|---------|-------|------------|--------------------|-----------------|-------|----------|-------------------|---------------|--------------------|-------|---|
| | Large | | | Small | Large | Small ¹ | Plug | Twist | Fine-cut | Scrap | Total chewing | | | |
| | Domestic factories | Bonded warehouses | Total | | | | | | | | | | | |
| 1919-23 average.... | 7,113.6 | -- | 7,113.6 | 631.0 | 22.0 | 55,022.8 | 126.8 | 10.8 | 7.6 | (²) | 145.2 | ² 229.8 | 36.3 | 411.3 |
| 1924-28 average.... | 6,490.3 | 30.6 | 6,520.9 | 449.0 | 13.7 | 91,113.5 | 107.4 | 9.1 | 6.5 | (²) | 123.0 | ² 242.0 | 39.2 | 404.2 |
| 1929-33 average.... | 5,288.6 | 29.5 | 5,318.1 | 326.0 | 5.7 | 116,952.7 | 76.6 | 6.4 | 4.3 | ² 59.7 | 147.0 | ² 177.0 | 38.8 | 362.8 |
| 1934-38 average.... | 4,940.3 | 56.6 | 4,996.9 | 186.3 | 19.8 | 154,098.4 | 59.1 | 5.9 | 4.5 | 44.5 | 114.0 | 193.5 | 37.1 | 344.6 |
| 1939-43 average.... | 5,449.4 | 105.7 | 5,555.1 | 139.4 | 3.4 | 228,333.4 | 52.7 | 5.8 | 4.7 | 45.6 | 108.8 | 188.7 | 39.9 | 337.4 |
| 1944-48 average.... | 5,444.8 | 120.7 | 5,565.5 | 96.5 | 22.4 | 352,459.0 | 53.2 | 6.0 | 3.8 | 46.2 | 109.2 | 125.4 | 41.0 | 275.6 |
| 1950..... | 5,399.1 | 159.3 | 5,558.4 | 68.9 | .7 | 391,955.7 | 40.2 | 5.5 | 2.7 | 39.0 | 87.4 | 107.7 | 40.0 | 235.1 |
| 1951..... | 5,594.3 | 180.1 | 5,774.4 | 69.2 | .8 | 418,801.8 | 39.9 | 4.6 | 2.8 | 39.1 | 86.4 | 101.3 | 39.5 | 227.2 |
| 1952..... | 5,825.2 | 201.0 | 6,026.2 | 67.1 | 1.6 | 435,547.4 | 39.1 | 4.8 | 2.8 | 38.2 | 84.9 | 96.8 | 38.8 | 220.5 |
| 1953..... | 5,914.5 | 207.3 | 6,121.8 | 58.3 | .5 | 423,069.8 | 38.1 | 4.7 | 2.9 | 38.1 | 83.8 | 86.6 | 39.1 | 209.5 |
| 1954..... | 5,820.5 | 208.8 | 6,029.3 | 61.2 | .4 | 401,848.4 | 36.9 | 4.9 | 2.9 | 36.6 | 81.3 | 83.7 | 38.5 | 203.5 |
| 1955..... | 5,775.6 | 228.0 | 6,003.6 | 58.7 | .2 | 412,308.7 | 36.5 | 4.5 | 3.0 | 36.0 | 80.0 | 80.0 | 39.2 | 199.2 |
| 1956..... | 5,766.6 | 231.2 | 5,997.7 | 63.6 | .6 | 424,246.2 | 33.0 | 4.3 | 2.9 | 35.5 | 75.7 | 71.5 | 37.7 | 184.9 |
| 1957 (Preliminary).... | 5,897.2 | 242.0 | 6,139.1 | 49.0 | .4 | 442,363.4 | 31.6 | 4.0 | 2.8 | 33.9 | 72.4 | 70.5 | 36.2 | 179.1 |

REMOVED TAX-PAID

| | | | | | | | | | | | | | | |
|------------------------|---------|-------|---------|------|-----|-----------|------|-----|-----|------|------|-------|------|-------|
| 1950..... | 5,365.3 | 160.4 | 5,525.7 | 69.1 | .7 | 360,198.2 | 39.5 | 4.3 | 2.7 | 39.4 | 85.9 | 104.3 | 40.0 | 230.2 |
| 1951..... | 5,517.6 | 176.6 | 5,694.2 | 68.2 | .8 | 379,724.5 | 38.8 | 4.0 | 2.8 | 38.7 | 84.3 | 97.4 | 39.2 | 220.9 |
| 1952..... | 5,755.1 | 196.4 | 5,951.5 | 66.9 | 1.5 | 394,107.2 | 37.8 | 3.9 | 2.8 | 38.3 | 82.8 | 92.9 | 38.8 | 214.5 |
| 1953..... | 5,819.7 | 204.6 | 6,024.3 | 56.7 | .5 | 386,825.1 | 37.3 | 3.8 | 2.8 | 38.1 | 82.0 | 84.3 | 38.9 | 205.2 |
| 1954..... | 5,689.9 | 206.4 | 5,896.3 | 60.3 | .3 | 368,725.0 | 36.2 | 3.7 | 2.9 | 36.5 | 79.3 | 81.2 | 38.6 | 199.1 |
| 1955..... | 5,687.8 | 226.7 | 5,914.5 | 57.0 | .2 | 382,060.4 | 35.6 | 3.0 | 2.9 | 36.0 | 77.5 | 77.7 | 39.0 | 194.2 |
| 1956..... | 5,633.3 | 229.9 | 5,863.2 | 58.9 | .6 | 393,152.9 | 32.7 | 3.2 | 2.9 | 35.4 | 74.2 | 69.9 | 37.6 | 181.7 |
| 1957 (Preliminary).... | 5,760.8 | 238.4 | 5,999.2 | 48.8 | .4 | 409,435.9 | 31.1 | 2.9 | 2.8 | 33.9 | 70.8 | 68.6 | 36.1 | 175.5 |

REMOVED TAX-FREE

| | | | | | | | | | | | | | | |
|------------------------|-------|----|-------|-----|------------------|----------|-----|-----|------------------|------------------|-----|-----|------------------|-----|
| 1950..... | 47.0 | -- | 47.0 | .1 | (³) | 31,815.6 | .8 | 1.1 | -- | .1 | 2.0 | 3.4 | (³) | 5.4 |
| 1951..... | 85.3 | -- | 85.3 | .4 | (³) | 38,912.7 | 1.1 | .6 | -- | .2 | 1.9 | 4.0 | (³) | 5.9 |
| 1952..... | 101.9 | -- | 101.9 | .5 | (³) | 40,018.9 | 1.3 | 1.0 | -- | .2 | 2.5 | 3.6 | (³) | 6.1 |
| 1953..... | 89.9 | -- | 89.9 | .2 | (³) | 37,010.0 | .9 | .8 | -- | .1 | 1.8 | 2.4 | (³) | 4.2 |
| 1954..... | 89.4 | -- | 89.4 | 2.6 | (³) | 33,114.9 | 1.0 | 1.2 | -- | .1 | 2.3 | 2.5 | (³) | 4.8 |
| 1955..... | 81.5 | -- | 81.5 | .8 | (³) | 30,273.7 | .6 | 1.0 | (³) | .1 | 1.7 | 2.3 | (³) | 4.0 |
| 1956..... | 71.7 | -- | 71.7 | .6 | (³) | 31,032.5 | .7 | 1.1 | -- | (³) | 1.8 | 1.7 | (³) | 3.5 |
| 1957 (Preliminary).... | 76.4 | -- | 76.4 | .3 | (³) | 32,819.1 | .5 | 1.0 | -- | (³) | 1.6 | 1.7 | (³) | 3.4 |

¹ "King-size" cigarettes included in this category.

² Prior to 1931, scrap chewing included in smoking tobacco. (Quantities estimated for 1929 and 1930.)

³ Less than 50,000.

Compiled from annual and monthly reports of the Commissioner of Internal Revenue.

TABLE 18. --Rates of Federal tax on tobacco products in the United States, as imposed by the Internal Revenue Acts of 1926 and 1951

| Under Internal Revenue Act of 1926 ¹ | | Under Internal Revenue Act of 1951 ² | |
|--|--|---|--|
| Product | Rate of tax | Product | Rate of tax |
| Cigars weighing more than 3 pounds per 1,000 retailing for-- | | Cigars weighing more than 3 pounds per 1,000, retailing for-- | |
| (A) 5 cents each or less..... | \$2.00 per thousand | (A) 2½ cents each or less..... | \$2.50 per thousand |
| (B) More than 5 and not more than 8 cents each.... | \$3.00 per thousand | (B) More than 2½ and not more than 4 cents each..... | \$3.00 per thousand |
| (C) More than 8 and not more than 15 cents each.... | \$5.00 per thousand | (C) More than 4 and not more than 6 cents each..... | \$4.00 per thousand |
| (D) More than 15 and not more than 20 cents each... | \$10.50 per thousand | (D) More than 6 and not more than 8 cents each..... | \$7.00 per thousand |
| (E) More than 20 cents each..... | \$13.50 per thousand | (E) More than 8 and not more than 15 cents each..... | \$10.00 per thousand |
| Weighing not more than 3 pounds per 1,000..... | \$.75 per thousand | (F) More than 15 and not more than 20 cents each..... | \$15.00 per thousand |
| Cigarettes weighing more than 3 pounds per 1,000..... | \$7.80 per thousand ³ 4 | (G) More than 20 cents each..... | \$20.00 per thousand |
| Weighing not more than 3 pounds per 1,000..... | \$3.25 per thousand ⁴ | Weighing not more than 3 pounds per 1,000..... | \$.75 per thousand |
| Papers..... | ½ cent for each 50 or fraction thereof | Cigarettes weighing more than 3 pounds per 1,000.. | \$8.40 per thousand ³ |
| Tubes..... | 1 cent for each 50 or fraction thereof | Weighing not more than 3 pounds per 1,000..... | \$4.00 per thousand ² |
| Smoking and chewing tobacco and snuff..... | 18 cents per pound | Papers..... | ½ cent for each 50 or fraction thereof |
| | | Tubes..... | 1 cent for each 50 or fraction thereof |
| | | Smoking and chewing tobacco and snuff..... | 10 cents per pound |

¹ As imposed by the Internal Revenue Act of February 26, 1926.

² Rates under the Internal Revenue Act of 1951, effective November 1, 1951, remain unchanged from those imposed by the Internal Revenue Act effective November 1, 1942, except as follows: Cigarettes weighing not more than 3 pounds per 1,000, increased to \$4.00 per thousand from \$3.50 per thousand (under the Internal Revenue Act of 1951 the 8-cent-per-pack rate (\$4.00 per thousand) for small cigarettes will continue in effect until April 1, 1958, and then will revert to 7 cents (\$3.50 per thousand)); smoking and chewing tobacco and snuff lowered to 10 cents per pound from 18 cents per pound.

³ Cigarettes weighing more than 3 pounds per 1,000 which are more than 6 1/2 inches in length are taxable at the rate imposed on cigarettes weighing less than 3 pounds per 1,000, counting each 2 3/4 inches or fraction thereof of the length of each as one cigarette. This provision was first imposed by the Revenue Act of May 10, 1934, amending the Revenue Act of February 26, 1926.

⁴ Rate effective July 1, 1940, changed tax on large cigarettes from \$7.20 to \$7.80, and on small cigarettes from \$3.00 to \$3.25.

Compiled from internal revenue laws of the United States.

TABLE 18:--Receipts from Federal taxes on tobacco products in the United States, by type of product, fiscal years, 1952-53--1956-57¹

| Product | Federal tax receipts for year (July-June basis) | | | | |
|--|---|-------------------|-------------------|-------------------|-------------------|
| | 1952-53 | 1953-54 | 1954-55 | 1955-56 | 1956-57 |
| | <i>1,000 dol.</i> | <i>1,000 dol.</i> | <i>1,000 dol.</i> | <i>1,000 dol.</i> | <i>1,000 dol.</i> |
| Cigars (large)..... | 46,277 | 45,575 | 46,200 | 44,982 | 44,816 |
| Cigars (small)..... | 49 | 42 | 46 | 58 | 43 |
| Cigarettes (large)..... | 7 | 5 | 7 | 6 | 7 |
| Cigarettes (small)..... | 1,586,775 | 1,513,736 | 1,504,190 | 1,549,038 | 1,610,901 |
| Chewing and smoking tobacco..... | 17,244 | 16,248 | 16,155 | 14,870 | 14,020 |
| Snuff..... | 3,821 | 3,925 | 3,909 | 3,822 | 3,665 |
| Cigarette papers and tubes..... | 717 | 695 | 693 | 622 | 590 |
| Cigarette and cigar floor tax ² | 20 | 2 | 14 | 98 | 9 |
| Total..... | 1,654,911 | 1,580,229 | 1,571,213 | 1,613,497 | 1,674,050 |

¹ For rates of tax on tobacco products, see table 18.

² Imposed July 1, 1940. Also includes leaf dealer penalties, etc.

Detail may not add to total because of rounding.

Compiled from reports of the Commissioner of Internal Revenue.

TABLE 20.--Wholesale cigarette price revisions, 1940 to date¹

| Approximate date of change | Net price after discounts ² | | | Net price excluding Federal excise tax | | |
|----------------------------|--|------------------|-------------------|--|------------------|----------------|
| | Standard | King size | Filter tips | Standard | King size | Filter tips |
| | <i>Dollars</i> | <i>Dollars</i> | <i>Dollars</i> | <i>Dollars</i> | <i>Dollars</i> | <i>Dollars</i> |
| July 1, 1940..... | 5.76 | (²) | -- | 2.51 | (²) | -- |
| November 1, 1942..... | 6.01 | (²) | -- | 2.51 | (²) | -- |
| April 25, 1946..... | 6.26 | (²) | -- | 2.76 | (²) | -- |
| October 7, 1946..... | 6.51 | (²) | -- | 3.01 | (²) | -- |
| July 22, 1948..... | 6.86 | (²) | -- | 3.36 | (²) | -- |
| July 29, 1950..... | 7.06 | 7.10 | -- | 3.56 | 3.60 | -- |
| November 1, 1951..... | 7.56 | 7.60 | -- | 3.56 | 3.60 | -- |
| February 26, 1953..... | 7.94 | 8.03-8.24 | -- | 3.94 | 4.03-4.24 | -- |
| March 1953..... | -- | -- | ³ 8.82 | -- | -- | 4.82 |
| April 15, 1955..... | -- | 8.38 | -- | -- | 4.38 | -- |
| June 17, 1957..... | 8.29 | 8.72 | -- | 4.29 | 4.72 | -- |

¹ Includes most brands.

² Prices which were formerly quoted prior to discounts are currently quoted after discounts of 10 and 2 percent.

³ Prices for leading brand (other two principal brands priced at \$10.58) in March 1953, and for most brands currently.

TABLE 21.--Average annual prices paid for cigarettes and smoking tobacco, by farmers in the United States, 1939-57

| Year | Cigarettes (per package of 20) | Smoking tobacco (packaged, per pound) | Year | Cigarettes (per package of 20) | Smoking tobacco (packaged, per pound) |
|-----------|--------------------------------|---------------------------------------|-----------|--------------------------------|---------------------------------------|
| | <i>Cents</i> | <i>Dollars</i> | | <i>Cents</i> | <i>Dollars</i> |
| 1939..... | 14.6 | .776 | 1949..... | 19.4 | 1.06 |
| 1940..... | 15.0 | .774 | 1950..... | 19.8 | 1.08 |
| 1941..... | 15.6 | .804 | 1951..... | 20.3 | 1.14 |
| 1942..... | 15.8 | .852 | 1952..... | 21.4 | 1.14 |
| 1943..... | 16.7 | .857 | 1953..... | 22.2 | 1.14 |
| 1944..... | 16.9 | .871 | 1954..... | 22.2 | 1.16 |
| 1945..... | 17.2 | .912 | 1955..... | 22.7 | 1.16 |
| 1946..... | 17.3 | .971 | 1956..... | 23.2 | 1.16 |
| 1947..... | 18.3 | .993 | 1957..... | 23.8 | 1.24 |
| 1948..... | 18.9 | 1.04 | | | |

Compiled from Agricultural Prices, Crop Reporting Board, AMS.

TABLE 22.--Tobacco products: Consumption per capita, 15 years and over, in the United States, by calendar years, averages 1920-39, annual 1940-57

(Unstemmed-processing weight for quantities shown under "Pounds")

| Calendar year | Cigarettes | Cigars | Cigarettes | Cigars | Smoking, chewing, and snuff | Total products |
|-------------------------|---------------|---------------|---------------|---------------|-----------------------------|----------------|
| | <i>Number</i> | <i>Number</i> | <i>Pounds</i> | <i>Pounds</i> | <i>Pounds</i> | <i>Pounds</i> |
| Average 1920-24..... | 747 | 98 | 2.26 | 2.18 | 4.21 | 8.65 |
| Average 1925-29..... | 1,180 | 83 | 3.41 | 1.94 | 3.68 | 9.03 |
| Average 1930-34..... | 1,279 | 58 | 3.62 | 1.39 | 3.20 | 8.21 |
| Average 1935-39..... | 1,641 | 56 | 4.65 | 1.35 | 2.72 | 8.72 |
| 1940..... | 1,814 | 56 | 5.13 | 1.36 | 2.60 | 9.09 |
| 1941..... | 2,044 | 59 | 5.89 | 1.42 | 2.41 | 9.72 |
| 1942..... | 2,322 | 59 | 6.80 | 1.41 | 2.27 | 10.48 |
| 1943..... | 2,554 | 52 | 7.43 | 1.27 | 2.19 | 10.89 |
| 1944..... | 2,421 | 48 | 6.87 | 1.19 | 1.97 | 10.03 |
| 1945..... | 2,734 | 51 | 7.76 | 1.23 | 2.10 | 11.09 |
| 1946..... | 3,058 | 56 | 8.75 | 1.36 | 1.58 | 11.69 |
| 1947..... | 3,131 | 52 | 8.96 | 1.29 | 1.51 | 11.76 |
| 1948..... | 3,216 | 53 | 9.13 | 1.31 | 1.46 | 11.90 |
| 1949..... | 3,210 | 51 | 9.15 | 1.16 | 1.44 | 11.75 |
| 1950..... | 3,250 | 50 | 9.16 | 1.18 | 1.42 | 11.76 |
| 1951..... | 3,408 | 51 | 9.64 | 1.19 | 1.31 | 12.14 |
| 1952..... | 3,509 | 53 | 9.98 | 1.26 | 1.25 | 12.49 |
| 1953..... | 3,412 | 53 | 10.03 | 1.26 | 1.18 | 12.47 |
| 1954..... | 3,217 | 52 | 9.37 | 1.22 | 1.16 | 11.75 |
| 1955..... | 3,294 | 52 | 9.32 | 1.20 | 1.16 | 11.68 |
| 1956 (Preliminary)..... | 3,352 | 51 | 9.10 | 1.10 | 1.06 | 11.26 |
| 1957 (Preliminary)..... | 3,449 | 52 | 8.97 | 1.11 | 1.01 | 11.09 |

Division of Agricultural Economics, AMS.

TABLE 23.--Estimated consumer expenditures for tobacco products in the United States, by type of product, calendar years, 1939-57

| Year | Cigars (large & small) | Cigarettes (large & small) | Chewing & smoking tobacco & snuff | Total--all products |
|---------------------------------------|------------------------|----------------------------|-----------------------------------|---------------------|
| | <i>Nil. dol.</i> | <i>Nil. dol.</i> | <i>Nil. dol.</i> | <i>Nil. dol.</i> |
| 1939..... | 261 | 1,207 | 299 | 1,767 |
| 1940..... | 265 | 1,316 | 302 | 1,883 |
| 1941..... | 284 | 1,518 | 306 | 2,108 |
| 1942..... | 305 | 1,773 | 303 | 2,381 |
| 1943..... | 358 | 2,024 | 295 | 2,677 |
| 1944..... | 402 | 2,025 | 290 | 2,717 |
| 1945..... | 443 | 2,208 | 321 | 2,972 |
| 1946..... | 542 | 2,656 | 280 | 3,478 |
| 1947..... | 547 | 3,044 | 278 | 3,869 |
| 1948..... | 548 | 3,308 | 291 | 4,147 |
| 1949..... | 519 | 3,440 | 293 | 4,252 |
| 1950..... | 511 | 3,592 | 298 | 4,401 |
| 1951..... | 526 | 3,885 | 290 | 4,701 |
| 1952..... | 548 | 4,253 | 291 | 5,092 |
| 1953..... | 562 | 4,471 | 277 | 5,310 |
| 1954..... | 550 | 4,404 | 274 | 5,228 |
| 1955..... | ¹ 558 | 4,544 | 270 | 5,372 |
| 1956..... | ¹ 557 | 4,840 | 254 | 5,651 |
| 1957 (Preliminary) ¹ | 568 | 5,115 | 262 | 5,945 |

¹ Estimated by the Tobacco Division, A. M. S.

Office of Business Economics, U. S. Department of Commerce.

TABLE 24.--State tax rates on cigarettes and other tobacco products in the United States, as of October 1, 1957

CIGARETTES

| State | Rate of tax per standard package of 20 | Year tax enacted | State | Rate of tax per standard package of 20 | Year tax enacted |
|--------------------|--|------------------|---------------------------|--|------------------|
| | Cents | | | Cents | |
| Alabama..... | 4 | 1927 | Nevada..... | 3 | 1947 |
| Arizona..... | 2 | 1933 | New Hampshire..... | 3 | 1939 |
| Arkansas..... | 6 | 1924 | New Jersey..... | 5 | 1948 |
| Connecticut..... | 3 | 1935 | New Mexico..... | 5 | 1943 |
| Delaware..... | 3 | 1949 | New York..... | 3 | 1939 |
| Florida..... | 5 | 1943 | North Dakota..... | 6 | 1925 |
| Georgia..... | 5 | 1923 | Ohio..... | 3 | 1931 |
| Idaho..... | 4 | 1945 | Oklahoma..... | 5 | 1933 |
| Illinois..... | 3 | 1941 | Pennsylvania..... | 5 | 1935 |
| Indiana..... | 3 | 1947 | Rhode Island..... | 3 | 1939 |
| Iowa..... | 3 | 1921 | South Carolina..... | 3 | 1923 |
| Kansas..... | 4 | 1927 | South Dakota..... | 3-1/4 | 1923 |
| Kentucky..... | 3 | 1936 | Tennessee..... | 5 | 1925 |
| Louisiana..... | 8 | 1926 | Texas..... | 5 | 1931 |
| Maine..... | 5 | 1941 | Utah..... | 4 | 1923 |
| Massachusetts..... | 5 | 1939 | Vermont..... | 5 | 1937 |
| Michigan..... | 5 | 1947 | Washington..... | 5 | 1935 |
| Minnesota..... | 4 | 1947 | West Virginia..... | 5 | 1947 |
| Mississippi..... | 5 | 1930 | Wisconsin..... | 5 | 1939 |
| Missouri..... | 2 | 1956 | Wyoming..... | 3 | 1951 |
| Montana..... | 8 | 1947 | District of Columbia..... | 2 | 1949 |
| Nebraska..... | 4 | 1947 | | | |

OTHER TOBACCO PRODUCTS

| State | Product and rate of tax |
|--------------|---|
| Alabama..... | <p>Cigars, retailing for--</p> <p>(a) 3-1/3 cents each or less, \$1 per thousand.</p> <p>(b) More than 3-1/3 and not more than 5 cents each, \$2 per thousand.</p> <p>(c) More than 5 and not more than 8 cents each, \$3 per thousand.</p> <p>(d) More than 8 and not more than 10 cents each, \$5 per thousand.</p> <p>(e) More than 10 and not more than 20 cents each, \$10 per thousand.</p> <p>(f) More than 20 cents each, \$13.50 per thousand.</p> <p>Small cigars, weighing not more than 3 pounds per 1,000: 1 cent for each 10 cigars.</p> <p>Smoking tobacco; weighing--</p> <p>(a) 1-1/8 ounces or less, 1 cent.</p> <p>(b) More than 1-1/8 and not more than 2 ounces, 3 cents.</p> <p>(c) More than 2 and not more than 3 ounces, 5 cents.</p> <p>(d) More than 3 and not more than 4 ounces, 7 cents.</p> <p>(e) More than 4 ounces, 2 cents each ounce or fraction thereof.</p> <p>Chewing tobacco: 3/4 cent per ounce or fraction thereof.</p> <p>Snuff: Rate of tax ranging from 1/2 cent per 5/8 ounces or less to 1 cent per ounce for over 6 ounces.</p> |
| Arizona..... | <p>Cigars, retailing for--</p> <p>(a) 5 cents each or less, 1 cent for each 3.</p> <p>(b) More than 5 cents, 1 cent each.</p> <p>Small cigars, weighing not more than 3 pounds per 1,000: 2 cents for each 20 or fraction thereof.</p> <p>Smoking and chewing tobacco and snuff: 1 cent per ounce or major fraction thereof.</p> <p>Plug tobacco: 1/4 cent per ounce or fraction thereof.</p> |
| Georgia..... | <p>Cigars, cheroots, stogies, retailing for--</p> <p>(a) 3-1/3 cents each or less, \$1.50 per thousand.</p> <p>(b) More than 3-1/3 and not more than 5 cents each, \$3 per thousand.</p> <p>(c) More than 5 and not more than 8 cents each, \$4 per thousand.</p> <p>(d) More than 8 and not more than 10 cents each, \$7.50 per thousand.</p> <p>(e) More than 10 and not more than 20 cents each, \$15 per thousand.</p> <p>(f) More than 20 cents each, \$20 per thousand.</p> <p>Small cigars, weighing not more than 3 pounds per 1,000: 2 mills each.</p> |

See footnote at end of table.

TABLE 24. --State tax rates on cigarettes and other tobacco products in the United States, as of October 1, 1957--
Continued

Other Tobacco Products--Continued

| State | Product and rate of tax |
|---------------------|---|
| Louisiana..... | Cigars, weighing more than 3 pounds per 1,000, retailing for-- (a) 5 cents each or less, \$3.20 per thousand. (b) More than 5 and not more than 8 cents each, \$4.80 per thousand. (c) More than 8 and not more than 15 cents each, \$8 per thousand. (d) More than 15 and not more than 20 cents each, \$32 per thousand. (e) More than 20 cents each, \$40 per thousand. Small cigars, weighing not more than 3 pounds per 1,000, \$1.20 per thousand. Smoking tobacco, retailing for-- (a) Not more than 5 cents per package, 1 cent. (b) More than 5 and not more than 10 cents per package, 2 cents. (c) More than 10 and not more than 13 cents per package, 3 cents. (d) More than 13 and not more than 15 cents per package, 4 cents. (e) More than 15 cents per package, 4 cents plus 1-1/3 cents for each 5 cents or fraction thereof of selling price in excess of 15 cents. |
| Maine..... | All other tobacco products, except cigars, which are not taxed: 20 percent of value when sold at retail. |
| Minnesota..... | All other tobacco products: 15 percent of wholesale price. |
| Mississippi..... | Cigars, cheroots, and stogies, retailing for-- (a) 3-1/3 cents each or less, \$1 per thousand. (b) More than 3-1/3 and not more than 5 cents each, \$2 per thousand. (c) More than 5 and not more than 8 cents each, \$3 per thousand. (d) More than 8 and not more than 10 cents each, \$5 per thousand. (e) More than 10 and not more than 20 cents each, \$10 per thousand. (f) More than 20 cents each, \$14 per thousand. Smoking tobacco: 1 cent for each 5 cents or fraction thereof of retail price. Snuff and chewing tobacco: 1/2 cent for each 5 cents or fraction thereof of retail price. |
| New Hampshire..... | All products: 15 percent of retail selling price. |
| North Dakota..... | Snuff: 2 cents per 1-1/4 ounces. |
| Oklahoma..... | Cigars, cheroots, stogies, etc., weighing more than 3 pounds per 1,000, retailing for-- (a) 3-1/3 cents each or less, \$5 per thousand. (b) More than 3-1/3 cents each, \$10 per thousand. Small cigars, weighing not more than 3 pounds per 1,000: 1 cent for each 10. Smoking and chewing tobacco: 20 percent of factory list price. |
| South Carolina..... | Cigars, cheroots, stogies, etc., weighing more than 3 pounds per 1,000 retailing for-- (a) 3-1/3 cents each or less, \$3 per thousand. (b) More than 3-1/3 cents each, \$10 per thousand. Small cigars, weighing not more than 3 pounds per thousand: 1 cent for each 10, or fraction thereof. Smoking tobacco: 1 cent for each 5 cents or fraction thereof of retail price. Snuff and chewing tobacco: 1 cent for each 3 ounces or fraction thereof. |
| Tennessee..... | Cigars, cheroots, stogies, etc., retailing for-- (a) 3-1/3 cents each or less, \$1 per thousand. (b) More than 3-1/3 and not more than 5 cents each, \$2 per thousand. (c) More than 5 and not more than 9 cents each, \$3 per thousand. (d) More than 9 and not more than 10 cents each, \$5 per thousand. (e) More than 10 and not more than 20 cents each, \$10.50 per thousand. (f) More than 20 cents each, \$13.50 per thousand. Small cigars, weighing not more than 3 pounds per thousand: 1 cent for each 10 or fraction thereof. Manufactured tobacco and snuff: 5 percent of selling price. |

¹ Rate increased from 3 to 4 cents for a nine month period beginning February 1, 1956, and terminating October 31, 1956.

Notes:
About half the States listed under Cigarettes impose varying tax rates for cigarettes of other quantities, sizes, weights, etc.

Some States having general sales taxes, but no specific tax on tobacco, include tobacco in the base of sales tax. Some cities also levy taxes on cigarettes; for example, the New York City tax rate is 1 cent per package, effective May 26, 1952. The Chicago tax of 1 cent per package, effective October 1, 1953, was abated on August 1, 1955, upon the adoption of a municipal retailers' occupation tax.

Compiled principally from Tax Systems, Commerce Clearing House, Inc., and brought up to date from records of the National Tobacco Tax Association.

TABLE 25.--Receipts from State taxes on tobacco products in the United States, by States, fiscal years, 1952-53--1956-57¹

| State | Receipts for year (July-June basis) | | | | |
|----------------------------|-------------------------------------|---------------|---------------|---------------|----------------------|
| | 1952-53 | 1953-54 | 1954-55 | 1955-56 | 1956-57 ² |
| | 1,000 dollars | 1,000 dollars | 1,000 dollars | 1,000 dollars | 1,000 dollars |
| Alabama ³ | 7,987 | 7,810 | 7,479 | 10,167 | 8,224 |
| Arizona | 2,240 | 2,175 | 2,203 | 2,331 | 2,561 |
| Arkansas | 6,838 | 6,641 | 6,440 | 6,866 | 7,298 |
| Connecticut | 8,800 | 8,774 | 8,494 | 10,133 | 10,059 |
| Delaware | 1,149 | 1,480 | 1,504 | 1,561 | 1,613 |
| Florida | 4,229 | 3,882 | 4,724 | 4,880 | 6,183 |
| Georgia | 9,196 | 8,949 | 9,698 | 14,962 | 16,077 |
| Idaho | 1,706 | 1,591 | 1,698 | 2,101 | 2,199 |
| Illinois | 30,867 | 31,777 | 30,261 | 32,904 | 33,437 |
| Indiana | 13,767 | 13,481 | 13,306 | 13,903 | 14,420 |
| Iowa | 5,107 | 7,336 | 7,020 | 7,119 | 7,312 |
| Kansas | 5,497 | 5,242 | 5,231 | 5,404 | 6,111 |
| Kentucky | 5,801 | 5,797 | 7,698 | 8,348 | 8,640 |
| Louisiana | 19,649 | 19,581 | 19,594 | 20,740 | 22,323 |
| Maine | 5,443 | 5,210 | 4,819 | 5,588 | 5,759 |
| Massachusetts | 28,364 | 27,537 | 27,692 | 28,950 | 28,394 |
| Michigan | 25,740 | 25,976 | 25,467 | 26,699 | 27,192 |
| Minnesota | 11,723 | 11,312 | 11,294 | 12,724 | 13,299 |
| Mississippi | 6,996 | 6,908 | 6,888 | 7,583 | 7,931 |
| Missouri | -- | -- | -- | 5,086 | 9,591 |
| Montana | 2,923 | 2,791 | 2,761 | 2,933 | 3,132 |
| Nebraska | 4,043 | 3,898 | 3,883 | 3,964 | 3,929 |
| Nevada | 960 | 992 | 1,090 | 1,179 | 1,177 |
| New Hampshire | 3,084 | 2,996 | 2,957 | 3,032 | 3,216 |
| New Jersey | 19,675 | 19,494 | 19,201 | 22,880 | 33,416 |
| New Mexico | 2,613 | 2,590 | 2,604 | 3,209 | 3,574 |
| New York ⁴ | 61,609 | 60,011 | 58,141 | 59,716 | 61,532 |
| North Dakota | 3,506 | 2,912 | 2,909 | 2,952 | 2,997 |
| Ohio | 20,800 | 20,431 | 19,956 | 24,661 | 32,564 |
| Oklahoma | 11,144 | 10,855 | 10,739 | 11,105 | 11,387 |
| Pennsylvania ⁵ | 45,103 | 44,426 | 43,087 | 43,598 | 45,031 |
| Rhode Island | 3,466 | 3,321 | 3,166 | 3,270 | 3,415 |
| South Carolina | 6,158 | 5,806 | 5,655 | 5,828 | 5,914 |
| South Dakota | 1,751 | 1,701 | 1,682 | 1,826 | 1,816 |
| Tennessee | 13,647 | 13,378 | 13,614 | 13,936 | 14,619 |
| Texas ⁶ | 34,889 | 35,457 | 34,239 | 43,930 | 45,096 |
| Utah | 942 | 1,212 | 1,781 | 1,884 | 1,961 |
| Vermont | 1,904 | 1,805 | 1,731 | 1,755 | 1,857 |
| Washington ⁶ | 10,784 | 10,348 | 10,643 | 13,110 | 13,153 |
| West Virginia | 7,341 | 6,896 | 6,096 | 6,981 | 9,431 |
| Wisconsin | 10,629 | 10,396 | 10,448 | 14,271 | 14,775 |
| Wyoming ⁶ | 742 | 714 | 690 | 695 | 718 |
| Total | 468,812 | 463,889 | 7 458,583 | 7 514,764 | 7 553,339 |
| District of Columbia | 1,257 | 1,115 | 2,219 | 2,034 | 2,061 |
| Number of States using tax | 41 | 41 | 41 | 42 | 42 |

¹ Does not include locally imposed and collected tax receipts, or locally imposed tax amounts collected by the State and returned to local governments.

² Preliminary.

³ Beginning 1955-56, figures are for fiscal years ending June 30. Prior year figures are on former fiscal-year bases (Alabama, September 30; and Texas, August 31).

⁴ Fiscal year ending March 31. ⁵ Fiscal year ending May 31.

⁶ Beginning 1953-54, figures are for fiscal years ending June 30. Prior year figures are on former fiscal-year bases (Washington, March 31; and Wyoming, September 30).

⁷ The total revenue derived from taxes on tobacco products by States and local governments amounted to 508 million dollars during fiscal year 1954-55 (the first year this information was compiled) and 556 million dollars during the fiscal year 1955-56. The figure including local governments is not yet available for the fiscal year 1956-57.

Note: Totals for several of the States include related license taxes.

Compiled from reports of the Bureau of the Census, Department of Commerce; data for the District of Columbia from the Office of the Collector of Taxes.

TABLE 26.--Production workers, gross earnings, and hours, in the tobacco manufacturing industry, in the United States, 1949 to 1956

| CIGARETTES | | | | CIGARS | | | |
|------------|--|----------------------------|-------------------------|--------|--|----------------------------|-------------------------|
| Year | Production workers (annual average) | Average weekly earnings | Average weekly hours | Year | Production workers (annual average) | Average weekly earnings | Average weekly hours |
| | <i>Thousands</i> | <i>Dollars</i> | <i>Numbers</i> | | <i>Thousands</i> | <i>Dollars</i> | <i>Numbers</i> |
| 1949 | 27.0 | 46.33 | 37.7 | 1949 | 42.4 | 32.41 | 36.7 |
| 1950 | 26.0 | 50.19 | 39.0 | 1950 | 39.1 | 35.76 | 36.9 |
| 1951 | 26.3 | 54.37 | 39.4 | 1951 | 38.6 | 39.10 | 37.6 |
| 1952 | 27.5 | 56.45 | 39.2 | 1952 | 39.0 | 40.13 | 37.5 |
| 1953 | 28.4 | 58.59 | 38.8 | 1953 | 38.5 | 42.71 | 37.8 |
| 1954 | 29.1 | 63.27 | 39.3 | 1954 | 37.9 | 42.32 | 36.8 |
| 1955 | 30.0 | 67.30 | 40.3 | 1955 | 36.3 | 43.90 | 37.2 |
| 1956 | 30.7 | 70.88 | 40.5 | 1956 | 32.8 | 47.63 | 37.5 |

| TOBACCO AND SNUFF | | | | TOBACCO STEMMING AND REDRYING | | | |
|-------------------|--|----------------------------|-------------------------|-------------------------------|--|----------------------------|-------------------------|
| Year | Production workers (annual average) | Average weekly earnings | Average weekly hours | Year | Production workers (annual average) | Average weekly earnings | Average weekly hours |
| 1949 | 9.1 | 39.10 | 37.2 | 1949 | 22.0 | 34.20 | 38.3 |
| 1950 | 8.5 | 42.79 | 37.7 | 1950 | 20.8 | 37.59 | 39.4 |
| 1951 | 8.0 | 45.99 | 37.7 | 1951 | 22.6 | 38.02 | 39.2 |
| 1952 | 7.3 | 47.74 | 37.3 | 1952 | 22.9 | 38.91 | 39.3 |
| 1953 | 6.8 | 50.90 | 37.7 | 1953 | 21.4 | 39.73 | 38.2 |
| 1954 | 6.7 | 52.73 | 37.4 | 1954 | 21.0 | 38.96 | 37.1 |
| 1955 | 6.3 | 54.17 | 37.1 | 1955 | 21.2 | 42.08 | 39.7 |
| 1956 | 5.9 | 57.13 | 37.1 | 1956 | 19.3 | 47.04 | 39.2 |

ALL TOBACCO

| Year | Production workers (annual average) | Average weekly earnings | Average weekly hours |
|------|--|----------------------------|-------------------------|
| | <i>Thousands</i> | <i>Dollars</i> | <i>Numbers</i> |
| 1949 | 101 | 37.08 | 37.3 |
| 1950 | 94 | 40.77 | 38.1 |
| 1951 | 95.4 | 43.51 | 38.5 |
| 1952 | 96.7 | 44.93 | 38.4 |
| 1953 | 95.1 | 47.37 | 38.2 |
| 1954 | 94.7 | 49.01 | 37.7 |
| 1955 | 93.8 | 51.60 | 38.8 |
| 1956 | 88.7 | 56.41 | 38.9 |

Compiled from "Employment and Earnings - Annual Supplement Issue," of the Bureau of Labor Statistics, U. S. Department of Labor.

TABLE 27. --United States exports of tobacco to principal importing countries, by types, crop years, average 1934-35--1938-39, annual 1952-53--1956-57.

(Declared weight)

FLUE-CURED, TYPES 11-14

| Importing country | Exports for year (July-June basis) | | | | | |
|--|------------------------------------|-----------|-----------|-----------|-----------|----------------------|
| | Average 1934-35- 1938-39 | 1952-53 | 1953-54 | 1954-55 | 1955-56 | 1956-57 ¹ |
| | 1,000 lb. | 1,000 lb. | 1,000 lb. | 1,000 lb. | 1,000 lb. | 1,000 lb. |
| Mexico..... | 4 | 1,308 | 1,405 | 1,456 | 1,507 | 1,633 |
| El Salvador..... | 35 | 599 | 550 | 511 | 422 | 501 |
| Uruguay..... | 186 | 577 | 1,459 | 792 | 971 | 3,613 |
| Sweden..... | 3,265 | 6,425 | 7,043 | 7,896 | 6,085 | 11,428 |
| Norway..... | 2,095 | 4,450 | 4,385 | 5,007 | 5,574 | 5,428 |
| Denmark..... | 2,237 | 6,510 | 10,428 | 8,856 | 10,994 | 10,702 |
| United Kingdom..... | 203,053 | 102,894 | 126,315 | 148,914 | 202,146 | 146,361 |
| Ireland (Eire)..... | 6,108 | 10,551 | 17,569 | 13,972 | 11,440 | 9,872 |
| Netherlands..... | 6,772 | 28,333 | 29,095 | 25,384 | 26,269 | 22,426 |
| Belgium..... | 3,575 | 8,371 | 7,272 | 13,840 | 18,920 | 14,580 |
| France..... | 1,210 | 4,322 | 2,243 | 2,784 | 2,461 | 3,695 |
| Germany ² | 4,012 | 70,908 | 54,971 | 39,023 | 60,123 | 52,677 |
| Austria ² | 20 | 2,103 | 1,812 | 2,654 | 6,635 | 2,832 |
| Switzerland..... | 174 | 3,014 | 3,068 | 2,685 | 3,173 | 3,984 |
| Finland..... | 1,021 | 2,287 | 904 | 6,754 | 5,764 | 5,648 |
| Spain..... | 146 | 652 | 1,946 | 2,437 | 4,172 | 2,960 |
| Portugal..... | 768 | 3,738 | 3,397 | 2,619 | 2,907 | 2,969 |
| Malta, Gozo, and Cyprus..... | 278 | 1,233 | 1,091 | 1,104 | 1,085 | 1,142 |
| Italy..... | 98 | 4,436 | 1,021 | 8 | 756 | 4,611 |
| Yugoslavia..... | 0 | 2,248 | 641 | 0 | 0 | 0 |
| Israel and Palestine..... | 20 | 148 | 233 | 425 | 555 | 240 |
| India and Pakistan..... | 2,690 | 3,464 | 2,860 | 5,960 | 3,025 | 6,791 |
| Ceylon..... | 874 | 1,161 | 871 | 988 | 940 | 985 |
| Thailand (Siam)..... | 3,099 | 6,624 | 5,488 | 6,007 | 9,454 | 8,768 |
| Indochina..... | 136 | 2,619 | 3,190 | 2,420 | 5,689 | 5,858 |
| Indonesia, Republic of..... | 1,810 | 12,489 | 13,834 | 6,291 | 11,210 | 17,193 |
| Philippines, Republic of..... | 623 | 22,952 | 19,414 | 16,270 | 12,762 | 440 |
| China ³ | 36,451 | 0 | 0 | 0 | 0 | 0 |
| Hong Kong..... | 1,574 | 3,606 | 2,806 | 3,251 | 3,086 | 3,461 |
| Taiwan (Formosa)..... | -- | 826 | 1,284 | 1,865 | 2,603 | 2,928 |
| Japan..... | 5,540 | 12,025 | 8,414 | 6,671 | 10,981 | 7,028 |
| Australia..... | 18,233 | 22,156 | 24,633 | 27,435 | 30,342 | 27,903 |
| New Zealand..... | 2,449 | 5,880 | 6,253 | 6,727 | 6,394 | 5,763 |
| Egypt..... | 854 | 3,824 | 4,893 | 5,601 | 7,256 | 6,093 |
| Nigeria..... | 169 | 696 | 877 | 1,225 | 1,518 | 1,168 |
| British East Africa and Mauritius..... | 178 | 1,087 | 906 | 1,599 | 1,008 | 689 |
| Other countries..... | 9,108 | 4,211 | 4,361 | 6,608 | 12,895 | 9,217 |
| Total..... | 318,865 | 368,727 | 382,782 | 380,189 | 491,122 | 411,587 |

DARK VIRGINIA, TYPES 21 AND 37

| Importing country | Exports for year (Oct.-Sept. basis) | | | | | |
|----------------------------|-------------------------------------|-----------|-----------|-----------|-----------|----------------------|
| | Average 1934-35- 1938-39 | 1952-53 | 1953-54 | 1954-55 | 1955-56 | 1956-57 ¹ |
| | 1,000 lb. | 1,000 lb. | 1,000 lb. | 1,000 lb. | 1,000 lb. | 1,000 lb. |
| Trinidad and Tobago..... | 60 | 109 | 45 | 64 | 64 | 65 |
| Sweden..... | 1,030 | 603 | 627 | 386 | 836 | 323 |
| Norway..... | 2,024 | 2,035 | 1,933 | 1,491 | 1,799 | 1,532 |
| United Kingdom..... | 1,500 | 279 | 145 | 346 | 539 | 585 |
| Netherlands..... | 459 | 128 | 251 | 444 | 661 | 574 |
| Belgium..... | 419 | 8 | 24 | 34 | 61 | 184 |
| Germany ² | 1,093 | 327 | 152 | 266 | 342 | 362 |
| Austria ² | 92 | 292 | 64 | 96 | 327 | 761 |
| Switzerland..... | 121 | 250 | 309 | 239 | 375 | 110 |
| Portugal..... | 361 | 0 | 46 | 22 | 88 | 51 |
| Australia..... | 237 | 158 | 225 | 148 | 184 | 120 |
| New Zealand..... | 273 | 187 | 209 | 209 | 118 | 151 |
| Other countries..... | 1,834 | 279 | 329 | 114 | 134 | 173 |
| Total..... | 9,503 | 4,655 | 4,359 | 3,859 | 5,528 | 4,991 |

See footnotes at end of table.

TABLE 27. --United States exports of tobacco to principal importing countries, by types, cropyears, average 1934-35--1938-39, annual 1952-53--1956-57--Continued

(Declared weight)

KENTUCKY AND TENNESSEE FIRE-CURED, TYPES 22 AND 23

| Importing country | Exports for year (Oct.-Sept. basis) | | | | | |
|--|-------------------------------------|-----------|-----------|-----------|-----------|----------------------|
| | Average 1934-35- 1938-39 | 1952-53 | 1953-54 | 1954-55 | 1955-56 | 1956-57 ¹ |
| | 1,000 lb. | 1,000 lb. | 1,000 lb. | 1,000 lb. | 1,000 lb. | 1,000 lb. |
| Sweden..... | 2,339 | 1,632 | 759 | 749 | 1,421 | 1,023 |
| Norway..... | 543 | 480 | 95 | 247 | 196 | 178 |
| Denmark..... | 1,099 | 577 | 749 | 396 | 653 | 660 |
| United Kingdom..... | 2,746 | 481 | 412 | 1,226 | 350 | 303 |
| Ireland (Eire)..... | 737 | 617 | 327 | 254 | 352 | 32 |
| Netherlands..... | 4,646 | 5,301 | 4,326 | 4,903 | 4,668 | 6,091 |
| Belgium..... | 4,867 | 676 | 872 | 786 | 1,180 | 1,178 |
| France..... | 18,320 | 1,720 | 5,727 | 5,164 | 3,542 | 2,522 |
| Germany..... | 3,366 | 547 | 875 | 524 | 545 | 548 |
| Switzerland..... | 2,113 | 2,541 | 1,905 | 926 | 2,888 | 1,391 |
| Spain..... | 4,210 | 1,851 | 0 | 0 | 0 | 0 |
| Portugal..... | 1,139 | 229 | 210 | 84 | 139 | 182 |
| Italy..... | 476 | 623 | 419 | 3,113 | 3,618 | 1,659 |
| Indonesia, Republic of..... | 79 | 465 | 523 | 518 | 575 | 440 |
| Algeria and Tunisia..... | 772 | 243 | 139 | 9 | 48 | 199 |
| Egypt..... | 266 | 154 | 75 | 114 | 158 | 1,294 |
| French Africa ² | 642 | 878 | 1,069 | 678 | 381 | 301 |
| Canary Islands and Sp. Africa n.e.s..... | 564 | 173 | 109 | 168 | 909 | 376 |
| Gold Coast and Nigeria..... | 122 | 543 | 370 | 66 | 18 | 2 |
| Other countries..... | 2,343 | 1,613 | 1,680 | 1,780 | 2,463 | 3,384 |
| Total..... | 51,389 | 21,344 | 20,641 | 21,705 | 24,104 | 21,763 |

BURLEY, TYPE 31

| | | | | | | |
|-------------------------------|--------|--------------------|--------|--------|--------|--------|
| Mexico..... | 99 | 2,146 | 3,536 | 1,066 | 1,685 | 1,921 |
| Argentina..... | 165 | 0 | 0 | 0 | 0 | 0 |
| Sweden..... | 499 | 2,290 | 1,406 | 1,598 | 2,259 | 3,052 |
| Norway..... | 412 | 695 | 741 | 442 | 1,362 | 1,003 |
| Denmark..... | 854 | 1,081 | 521 | 905 | 650 | 786 |
| United Kingdom..... | 262 | 421 | 91 | 364 | 27 | 159 |
| Netherlands..... | 982 | 948 | 2,015 | 1,661 | 1,449 | 559 |
| Belgium..... | 2,454 | 2,653 | 2,458 | 2,973 | 3,028 | 717 |
| France..... | 214 | 707 | 1,426 | 1,153 | 364 | 506 |
| Germany ² | 474 | 4,206 | 4,376 | 5,095 | 6,059 | 8,076 |
| Austria ² | 17 | 850 | 365 | 1,135 | 614 | 68 |
| Switzerland..... | 46 | 1,071 | 663 | 498 | 618 | 778 |
| Finland..... | 72 | 507 | 861 | 178 | 1,236 | 620 |
| Portugal..... | 2,383 | 2,852 | 4,593 | 4,126 | 4,861 | 1,389 |
| Italy..... | 242 | 582 | 2,410 | 986 | 973 | 865 |
| Philippines, Republic of..... | 5 | 1,314 | 886 | 1,118 | 654 | 116 |
| Australia..... | 572 | 13 | 218 | 802 | 74 | 201 |
| Algeria and Tunisia..... | 212 | 78 | 78 | 82 | 564 | 163 |
| Egypt..... | 22 | 914 | 860 | 1,160 | 1,435 | 1,066 |
| Other countries..... | 914 | ⁵ 1,835 | 2,673 | 3,784 | 2,036 | 2,562 |
| Total..... | 10,900 | 25,163 | 30,177 | 29,126 | 29,948 | 24,607 |

MARYLAND, TYPE 32

| | | | | | | |
|----------------------------|-------|------------------|-------|-------|--------|--------|
| Netherlands..... | 1,776 | 396 | 346 | 532 | 548 | 600 |
| Belgium..... | 395 | 237 | 371 | 384 | 669 | 517 |
| France..... | 657 | 0 | 0 | 221 | 177 | 590 |
| Germany ² | 195 | 384 | 497 | 545 | 1,599 | 2,249 |
| Switzerland..... | 1,412 | 5,272 | 4,837 | 5,283 | 7,701 | 6,595 |
| Spain..... | 22 | 227 | 392 | 666 | 334 | 571 |
| French Morocco..... | 49 | 202 | 111 | 0 | 132 | 0 |
| Algeria and Tunisia..... | 330 | 0 | 324 | 159 | 275 | 488 |
| Other countries..... | 353 | ⁶ 787 | 796 | 71 | 974 | 1,351 |
| Total..... | 5,189 | 7,505 | 7,674 | 7,861 | 12,409 | 12,961 |

See footnotes at end of table.

TABLE 27.--United States exports of tobacco to principal importing countries, by types, crop years, average 1934-35--1938-39, annual 1952-53--1956-57--Continued

(Declared weight)

ONE SUCKER, TYPE 35

| Importing country | Exports for year (Oct.-Sept. basis) | | | | | |
|----------------------------------|-------------------------------------|-----------|-----------|--------------------|-----------|----------------------|
| | Average 1934-35-1938-39 | 1952-53 | 1953-54 | 1954-55 | 1955-56 | 1956-57 ¹ |
| | 1,000 lb. | 1,000 lb. | 1,000 lb. | 1,000 lb. | 1,000 lb. | 1,000 lb. |
| Netherlands..... | 14 | 75 | 92 | 84 | 0 | 11 |
| Belgium..... | 609 | 190 | 110 | 270 | 177 | 907 |
| Germany..... | 13 | 0 | 7 | 0 | 0 | 6 |
| French Africa ⁴ | 65 | 19 | 10 | 0 | 3 | 0 |
| Nigeria and Gold Coast..... | 35 | 792 | 350 | 89 | 13 | 0 |
| Liberia..... | 12 | 0 | 0 | 0 | 0 | 0 |
| Other countries..... | 138 | 113 | 383 | ⁷ 1,398 | 296 | ⁸ 3,477 |
| Total..... | 886 | 1,189 | 952 | 1,841 | 489 | 4,401 |

GREEN RIVER, TYPE 36

| | | | | | | |
|----------------------------------|-------|-------|-------|-------|-----|--------------------|
| United Kingdom..... | 1,952 | 1,035 | 968 | 1,201 | 447 | 484 |
| Ireland (Eire)..... | 137 | 17 | 3 | 105 | 8 | 0 |
| Netherlands..... | 37 | 467 | 510 | 146 | 2 | 2 |
| Belgium..... | 740 | 1 | 131 | 30 | 256 | 151 |
| French Africa ⁴ | 80 | 0 | 28 | 54 | 0 | 0 |
| Liberia..... | 0 | 63 | 38 | 13 | 0 | 0 |
| Other countries..... | 84 | 0 | 216 | 972 | 210 | ⁹ 1,124 |
| Total..... | 3,030 | 1,583 | 1,894 | 2,521 | 923 | 1,761 |

CIGAR FILLER, TYPES 41-44

| | | | | | | |
|--------------------------|---------------------|-----|-----|----|-----|-----|
| Indochina..... | 0 | 264 | 110 | 80 | 404 | 0 |
| Algeria and Tunisia..... | ¹⁰ 1 | 85 | 20 | 0 | 0 | 459 |
| Other countries..... | ¹⁰ 1,379 | 235 | 95 | 11 | 21 | 77 |
| Total..... | ¹⁰ 1,380 | 584 | 225 | 91 | 425 | 536 |

CIGAR-BINDER, TYPES 51-55

| | | | | | | |
|----------------------------|---------------------|-------|-------|-------|-------|---------------------|
| Canada..... | ¹⁰ 77 | 21 | 197 | 64 | 152 | 37 |
| Sweden..... | 0 | 117 | 186 | 5 | 152 | 76 |
| Denmark..... | 0 | 99 | 131 | 59 | 107 | 61 |
| Netherlands..... | ¹⁰ 86 | 282 | 157 | 204 | 331 | 224 |
| Belgium..... | ¹⁰ 114 | 445 | 295 | 121 | 179 | 713 |
| Germany ² | ¹⁰ 347 | 2,292 | 635 | 668 | 928 | 443 |
| Austria ² | ¹⁰ 2 | 142 | 183 | 0 | 283 | 146 |
| Other countries..... | ¹⁰ 754 | 80 | 73 | 302 | 206 | ¹¹ 1,290 |
| Total..... | ¹⁰ 1,380 | 3,478 | 1,857 | 1,423 | 2,338 | 2,990 |

CIGAR WRAPPER, TYPES 61-62

| Importing country | Exports for year (July-June basis) | | | | | |
|----------------------------|---|-----------|-----------|-----------|-----------|----------------------|
| | Average 1934-35-1938-39 | 1952-53 | 1953-54 | 1954-55 | 1955-56 | 1956-57 ¹ |
| | 1,000 lb. | 1,000 lb. | 1,000 lb. | 1,000 lb. | 1,000 lb. | 1,000 lb. |
| Canada..... | ¹⁰ 77 | 287 | 287 | 383 | 395 | 408 |
| Brazil..... | (¹⁰) (¹²) 107 | 107 | 79 | 68 | 162 | 10 |
| Denmark..... | 0 | 144 | 132 | 79 | 114 | 59 |
| Netherlands..... | ¹⁰ 86 | 244 | 165 | 151 | 376 | 121 |
| Belgium..... | ¹⁰ 114 | 284 | 422 | 451 | 345 | 197 |
| Germany ² | ¹⁰ 347 | 2,658 | 1,900 | 1,891 | 2,556 | 2,698 |
| Other countries..... | ¹⁰ 756 | 193 | 309 | 692 | 571 | 536 |
| Total..... | ¹⁰ 1,380 | 3,917 | 3,294 | 3,715 | 4,519 | 4,029 |

See footnotes at end of table.

TABLE 27. --United States exports of tobacco to principal importing countries, by types, crop years, average 1934-35--1938-39, annual 1952-53--1956-57--Continued

(Declared weight)

BLACK FAT

| Importing country | Exports for year (Oct.-Sept. basis) | | | | | |
|--|-------------------------------------|--------------|--------------|--------------|--------------|----------------------|
| | Average 1934-35- 1938-39 | 1952-53 | 1953-54 | 1954-55 | 1955-56 | 1956-57 ¹ |
| | 1,000 lb. | 1,000 lb. | 1,000 lb. | 1,000 lb. | 1,000 lb. | 1,000 lb. |
| British West Indies ¹³ | 153 | 41 | 22 | 22 | 9 | 26 |
| Netherlands Antilles..... | 73 | 35 | 34 | 31 | 30 | 32 |
| Canary Islands and Sp. Africa n.e.s..... | 172 | 37 | 81 | 63 | 178 | 198 |
| French Africa ⁴ | 2,742 | 392 | 709 | 1,350 | 391 | 583 |
| Gold Coast (Ghana) and Nigeria..... | 4,511 | 2,864 | 3,214 | 4,045 | 3,707 | 3,404 |
| W. Portuguese Africa and Angola..... | 327 | 94 | 18 | 17 | 0 | 0 |
| Other countries..... | 996 | 11 | 46 | 92 | 175 | 122 |
| Total..... | 8,974 | 3,474 | 4,124 | 5,620 | 4,490 | 4,365 |

PERIQUE, TYPE 72

| | | | | | | |
|----------------------|------------|-----------|-----------|------------|-----------|-----------|
| Norway..... | 11 | 26 | 0 | 21 | 10 | 20 |
| United Kingdom..... | 89 | 57 | 44 | 62 | 50 | 34 |
| Other countries..... | 29 | 5 | 8 | 24 | 14 | 41 |
| Total..... | 129 | 88 | 52 | 107 | 74 | 95 |

STEMS, TRIMMINGS, AND SCRAP

| | | | | | | |
|--|---------------|--------------|--------------|--------------|--------------|--------------|
| Sweden..... | 1,087 | 543 | 691 | 458 | 544 | 436 |
| Norway..... | 108 | 334 | 380 | 199 | 53 | 130 |
| Denmark..... | 191 | 244 | 238 | 187 | 173 | 141 |
| Netherlands..... | 23 | 35 | 244 | 47 | 137 | 11 |
| Germany..... | 1,426 | 214 | 203 | 302 | 290 | 351 |
| Hong Kong..... | 817 | 58 | 0 | 35 | 0 | 36 |
| French Morocco..... | 0 | 205 | 204 | 200 | 200 | } 865 |
| Tangier..... | 0 | 1,100 | 284 | 441 | 794 | |
| Canary Islands and Sp. Africa n.e.s..... | 80 | 173 | 48 | 68 | 282 | 74 |
| Other countries..... | 15,765 | 291 | 638 | 1,338 | 1,313 | 1,869 |
| Total..... | 19,497 | 3,197 | 2,930 | 3,275 | 3,786 | 3,913 |

¹ Preliminary.

² Austria included with Germany during May 1938--Sept. 1939.

³ Includes 1,431,000 pounds to Kwantung for the "average" period.

⁴ Includes Fr. Morocco, Cameroon, Fr. W. Africa, and Fr. Equatorial Africa.

⁵ Includes 851,000 pounds to Yugoslavia.

⁶ Includes 749,000 pounds to Yugoslavia.

⁷ Includes 980,000 pounds to Madagascar.

⁸ Includes 2,659,000 pounds to Union of South Africa.

⁹ Includes 973,000 pounds to Union of South Africa.

¹⁰ Average for all cigar leaf - Oct.-Sept. basis.

¹¹ Includes 913,000 pounds to Spain.

¹² Less than 500 pounds.

¹³ Includes the Bahamas, Jamaica, and Leeward and Windward Islands.

¹⁴ Includes 14,688,000 pounds to China in "average" period.

Foreign Agricultural Service Compiled from publications of the Bureau of the Census, U. S. Department of Commerce.

TABLE 28. --Exports of unmanufactured tobacco from the United States, quantity and value, by types, calendar years, average 1935-39 and 1947-51, annual 1953-1957

| Type | Quantity--declared weight | | | | | | |
|---|---------------------------|-----------------------|-----------------------|-----------------------|-----------------------|-----------------------|-----------------------|
| | 1935-39 average | 1947-51 average | 1953 | 1954 | 1955 | 1956 ¹ | 1957 ¹ |
| Flue-cured, types 11-14..... | 1,000 lb. 312,889 | 1,000 lb. 388,078 | 1,000 lb. 444,306 | 1,000 lb. 374,819 | 1,000 lb. 456,087 | 1,000 lb. 420,439 | 1,000 lb. 417,679 |
| Virginia Dark, types 21 and 37..... | 9,049 | 6,046 | 4,318 | 4,014 | 4,406 | 4,400 | 5,292 |
| Kentucky and Tennessee fire-cured, types 22 and 23..... | 48,959 | 24,591 | 19,485 | 20,945 | 21,413 | 24,186 | 21,996 |
| Burley, type 31..... | 10,635 | 32,865 | 25,007 | 29,560 | 31,720 | 29,199 | 20,498 |
| Southern Maryland, type 32..... | 5,390 | 7,349 | 8,135 | 8,669 | 8,376 | 12,059 | 13,534 |
| One Sucker, type 35..... | 956 | 3,063 | 1,023 | 864 | 1,705 | 2,362 | 2,621 |
| Green River, type 36..... | 3,019 | 1,726 | 1,829 | 2,103 | 1,827 | 1,308 | 1,639 |
| Cigar leaf..... | 1,269 | 9,770 | 7,588 | 5,282 | 6,025 | 7,785 | 8,454 |
| Black fat..... | 8,867 | 4,669 | 3,881 | 4,537 | 5,327 | 4,636 | 4,476 |
| Perique..... | 132 | 79 | 66 | 50 | 108 | 70 | 95 |
| Stems, trimmings, and scrap..... | 19,632 | 8,116 | 3,027 | 2,729 | 3,284 | 3,914 | 4,670 |
| Total..... | 420,797 | 486,352 | 518,665 | 453,572 | 540,278 | 510,358 | 500,954 |
| | Value | | | | | | |
| | 1935-39 average | 1947-51 average | 1953 | 1954 | 1955 | 1956 ¹ | 1957 ¹ |
| Flue-cured, types 11-14..... | 1,000 dol. 112,466 | 1,000 dol. 214,995 | 1,000 dol. 296,798 | 1,000 dol. 258,262 | 1,000 dol. 306,892 | 1,000 dol. 279,822 | 1,000 dol. 302,341 |
| Virginia Dark, types 21 and 37..... | 2,101 | 3,080 | 2,790 | 2,497 | 2,735 | 2,720 | 3,380 |
| Kentucky and Tennessee fire-cured, types 22 and 23..... | 6,379 | 9,844 | 9,545 | 10,612 | 11,261 | 12,553 | 10,685 |
| Burley, type 31..... | 2,253 | 14,739 | 13,053 | 15,203 | 17,711 | 17,151 | 15,650 |
| Southern Maryland, type 32..... | 1,236 | 4,313 | 5,276 | 5,667 | 5,468 | 7,579 | 8,625 |
| One Sucker, type 35..... | 82 | 1,272 | 674 | 338 | 404 | 634 | 941 |
| Green River, type 36..... | 609 | 595 | 717 | 748 | 794 | 454 | 636 |
| Cigar leaf..... | 524 | 10,565 | 8,586 | 6,709 | 6,591 | 8,368 | 10,425 |
| Black fat..... | 1,629 | 2,604 | 2,964 | 3,380 | 4,052 | 3,680 | 3,616 |
| Perique..... | 52 | 62 | 66 | 56 | 86 | 68 | 91 |
| Stems, trimmings, and scrap..... | 466 | 647 | 366 | 400 | 456 | 512 | 736 |
| Total..... | 127,797 | 262,716 | 340,835 | 303,872 | 356,450 | 333,541 | 359,126 |

¹ Preliminary.

Foreign Agricultural Service. Compiled from publications of the Bureau of the Census, U. S. Department of Commerce.

TABLE 29. --Exports of unmanufactured tobacco from the United States, to principal importing countries, calendar years, average 1935-39 and 1947-51, annual 1953-1957

| Country of destination | Total quantity--declared weight | | | | | | |
|-------------------------------|---------------------------------|---------------------|---------------------|--------------------|---------------------|---------------------|---------------------|
| | 1935-39 average | 1947-51 average | 1953 | 1954 | 1955 | 1956 ¹ | 1957 ¹ |
| Sweden..... | 1,000 lb. 8,350 | 1,000 lb. 12,414 | 1,000 lb. 10,150 | 1,000 lb. 9,635 | 1,000 lb. 11,259 | 1,000 lb. 14,357 | 1,000 lb. 14,817 |
| Norway..... | 5,639 | 7,948 | 7,437 | 7,628 | 7,813 | 8,524 | 7,412 |
| Denmark..... | 4,893 | 11,124 | 11,813 | 9,584 | 12,333 | 12,486 | 13,341 |
| United Kingdom..... | 200,421 | 177,765 | 179,730 | 150,617 | 183,914 | 156,365 | 166,473 |
| Ireland..... | 7,135 | 17,652 | 17,496 | 14,049 | 12,834 | 8,815 | 9,848 |
| Netherlands..... | 17,790 | 33,354 | 37,728 | 38,115 | 30,980 | 33,037 | 31,651 |
| Belgium..... | 12,510 | 22,917 | 12,995 | 12,518 | 25,049 | 21,834 | 17,326 |
| France..... | 20,607 | 9,043 | 4,729 | 12,581 | 7,878 | 6,378 | 7,543 |
| Germany..... | 10,526 | 49,230 | 70,516 | 43,310 | 59,007 | 69,948 | 68,869 |
| Austria..... | 205 | 4,518 | 3,298 | 1,923 | 5,791 | 8,972 | 1,735 |
| Switzerland..... | 4,336 | 12,755 | 11,873 | 11,695 | 10,756 | 13,796 | 14,211 |
| Portugal..... | 4,766 | 8,681 | 7,399 | 7,407 | 6,868 | 7,928 | 5,847 |
| Italy..... | 755 | 7,036 | 5,615 | 3,914 | 4,457 | 6,598 | 5,643 |
| India--Pakistan..... | 2,923 | 8,070 | 2,909 | 3,464 | 5,558 | 4,343 | 5,511 |
| Thailand (Siam)..... | 3,202 | 3,321 | 6,634 | 4,582 | 8,634 | 8,793 | 13,494 |
| Indonesia, Republic of..... | 2,238 | 6,547 | 12,995 | 10,326 | 9,888 | 17,820 | 11,519 |
| Philippines, Republic of..... | 1,366 | 7,576 | 20,858 | 19,453 | 21,498 | 2,309 | 76 |
| China..... | 49,127 | 14,349 | 0 | 0 | 0 | 0 | 0 |
| Hong Kong..... | 1,626 | 5,000 | 4,079 | 3,470 | 4,291 | 3,732 | 3,250 |
| Australia..... | 19,893 | 20,283 | 26,695 | 28,231 | 31,625 | 23,224 | 38,230 |
| New Zealand..... | 2,992 | 5,844 | 5,768 | 6,641 | 7,639 | 7,104 | 6,310 |
| Other countries..... | 39,483 | 40,925 | 57,948 | 55,029 | 72,206 | 73,995 | 57,848 |
| Total..... | 420,797 | 486,352 | 518,665 | 453,572 | 540,278 | 510,358 | 500,954 |

¹ Preliminary.

Foreign Agricultural Service. Compiled from publications of the Bureau of the Census, U. S. Department of Commerce.

TABLE 30. --Tobacco products: United States exports, fiscal years, average 1934-35--1938-39, annual 1952-53--1956-57

| Product | Exports for year (July-June basis) | | | | | |
|--------------------------------|---|---------------------------|---------------------------|---------------------------|---------------------------|---------------------------|
| | Average 1934-35- 1938-39 ¹ | 1952-53 | 1953-54 | 1954-55 | 1955-56 ² | 1956-57 ² |
| Cigarettes..... | <i>Millions</i> 6,373 | <i>Millions</i> 16,977 | <i>Millions</i> 15,623 | <i>Millions</i> 15,103 | <i>Millions</i> 15,293 | <i>Millions</i> 16,119 |
| Cigars and cheroots..... | 17 | 5 | 8 | 6 | 7 | 8 |
| Chewing tobacco and snuff..... | <i>1,000 lb.</i> 2,040 | <i>1,000 lb.</i> 1,516 | <i>1,000 lb.</i> 1,726 | <i>1,000 lb.</i> 1,965 | <i>1,000 lb.</i> 1,644 | <i>1,000 lb.</i> 1,652 |
| Smoking tobacco..... | 1,905 | 3,874 | 4,551 | 6,130 | 7,179 | 5,734 |

¹ Includes shipments to U. S. territories and possessions.

² Preliminary.

Foreign Agricultural Service. Compiled from official records of the Bureau of the Census, U. S. Department of Commerce.

TABLE 31. --United States exports of cigarettes, by countries, average 1934-38, fiscal years 1952-53--1956-57

| Country | Exports for year (July-June basis) | | | | | |
|--|------------------------------------|------------------------|------------------------|------------------------|------------------------|------------------------|
| | Average 1934-38 ¹ | 1952-53 | 1953-54 | 1954-55 | 1955-56 ² | 1956-57 ² |
| Canada..... | <i>Millions</i> 12 | <i>Millions</i> 542 | <i>Millions</i> 537 | <i>Millions</i> 386 | <i>Millions</i> 351 | <i>Millions</i> 325 |
| Mexico..... | 31 | 166 | 137 | 29 | 37 | 54 |
| Panama, Republic of, and Canal Zone..... | 389 | 809 | 803 | 543 | 599 | 509 |
| Cuba..... | 47 | 384 | 290 | 332 | 324 | 368 |
| Netherlands Antilles..... | 105 | 845 | 632 | 447 | 381 | 320 |
| Colombia..... | 91 | 297 | 397 | 346 | 278 | 126 |
| Venezuela..... | 39 | 1,394 | 1,455 | 1,660 | 1,819 | 2,108 |
| Ecuador..... | 7 | 176 | 128 | 243 | 337 | 356 |
| Peru..... | 10 | 86 | 99 | 144 | 129 | 177 |
| Uruguay..... | 8 | 138 | 133 | 155 | 150 | 168 |
| Iceland..... | 2 | 142 | 109 | 147 | 161 | 149 |
| Sweden..... | 80 | 740 | 865 | 585 | 732 | 709 |
| Norway..... | 4 | 85 | 103 | 107 | 157 | 176 |
| Denmark..... | 54 | 325 | 275 | 345 | 348 | 433 |
| United Kingdom..... | 99 | 33 | 29 | 39 | 28 | 42 |
| Netherlands..... | 128 | 292 | 343 | 365 | 449 | 432 |
| Belgium and Luxembourg..... | 63 | 1,048 | 868 | 760 | 397 | 568 |
| France..... | 307 | 982 | 577 | 710 | 902 | 286 |
| Germany..... | 32 | 506 | 424 | 486 | 501 | 576 |
| Austria..... | 1 | 95 | 54 | 97 | 67 | 99 |
| Switzerland..... | 16 | 517 | 334 | 367 | 421 | 280 |
| Spain..... | 16 | 246 | 219 | 391 | 575 | 304 |
| Gibraltar..... | 28 | 99 | 211 | 92 | 0 | 0 |
| Italy..... | 34 | 376 | 386 | 294 | 365 | 400 |
| Yugoslavia..... | -- | 282 | 166 | 24 | 10 | 14 |
| Kuwait..... | -- | 213 | 243 | 229 | 318 | 364 |
| Saudi Arabia..... | 2 | 137 | 103 | 95 | 123 | 133 |
| Bahrain, State of..... | -- | 120 | 111 | 135 | 86 | 85 |
| British Malaya..... | 3 | 580 | 506 | 469 | 604 | 717 |
| Indonesia..... | 16 | 28 | 37 | 7 | 2 | 3 |
| Philippines, Republic of..... | 2,544 | 411 | 431 | 439 | 152 | 108 |
| Hong Kong..... | 22 | 826 | 924 | 726 | 845 | 961 |
| Japan..... | 7 | 219 | 224 | 34 | 18 | 21 |
| French Morocco..... | 13 | 107 | 125 | 112 | 197 | 1,056 |
| Tangier..... | -- | 2,235 | 1,737 | 1,333 | 885 | 977 |
| Egypt..... | 34 | 135 | 84 | 76 | 107 | 18 |
| French West Africa..... | 37 | 76 | 40 | 119 | 27 | 58 |
| Liberia..... | 4 | 75 | 74 | 68 | 59 | 89 |
| Belgian Congo..... | 1 | 197 | 93 | 33 | 29 | 31 |
| French Somaliland..... | -- | 113 | 116 | 66 | 60 | 41 |
| Other countries..... | 486 | 900 | 1,201 | 2,068 | 2,263 | 1,787 |
| Total..... | 4,774 | 16,977 | 15,623 | 15,103 | 15,293 | 16,128 |

¹ Calendar year basis.

² Preliminary.

Foreign Agricultural Service. Compiled from publications of the Bureau of the Census, U. S. Department of Commerce.

TABLE 32.--United States imports of unmanufactured tobacco for consumption, by countries, fiscal years, average 1934-35--1938-39, annual 1952-53--1956-57

| Kind of tobacco and country from which imported | Imports for year (July-June basis) (Declared weight) | | | | | |
|---|--|---------------|---------------|------------------|---------------|----------------------|
| | Average 1934-35-1938-39 | 1952-53 | 1953-54 | 1954-55 | 1955-56 | 1956-57 ¹ |
| | 1,000 pounds | 1,000 pounds | 1,000 pounds | 1,000 pounds | 1,000 pounds | 1,000 pounds |
| Cigarette leaf: | | | | | | |
| Greece..... | 18,962 | 15,179 | 14,516 | 16,624 | 18,429 | 20,828 |
| Italy..... | 3,570 | 816 | 1,710 | 2,014 | 1,453 | 1,522 |
| Turkey..... | 19,261 | 56,221 | 56,377 | 57,413 | 59,820 | 60,792 |
| U.S.S.R. (Russia)..... | 105 | 0 | 0 | 0 | 0 | 0 |
| Bulgaria..... | 892 | 0 | 33 | 0 | 37 | 25 |
| Syria..... | 690 | 3,687 | 3,153 | 2,659 | 1,968 | 524 |
| Rhodesia..... | 27 | 456 | 328 | 95 | 10 | 46 |
| Yugoslavia..... | 0 | 1,284 | 1,786 | 2,926 | 2,611 | 3,916 |
| Other countries..... | 1,857 | 313 | 542 | 604 | 981 | 1,811 |
| Total..... | 45,364 | 77,956 | 78,445 | 82,335 | 85,309 | 89,464 |
| Cigar wrapper: | | | | | | |
| Cuba..... | 166 | 393 | 480 | 500 | 532 | 624 |
| Indonesia..... | ² 1,935 | 538 | 408 | 379 | 233 | 110 |
| Other countries..... | (³) | 1 | 16 | 1 | 2 | 4 |
| Total..... | 2,101 | 932 | 904 | 880 | 767 | 738 |
| Cigar leaf (filler): | | | | | | |
| Unstemmed: | | | | | | |
| Cuba..... | 3,916 | 4,319 | 4,432 | 5,491 | 4,004 | 3,116 |
| Philippines, Republic of..... | (⁴) | 117 | 25 | 0 | 474 | 0 |
| Other countries..... | 1 | 10 | 20 | 40 | 8 | 8 |
| Total..... | 3,917 | 4,446 | 4,477 | 5,531 | 4,486 | 3,124 |
| Stemmed: | | | | | | |
| Cuba..... | 7,280 | 9,491 | 9,120 | 9,253 | 9,070 | 8,734 |
| Indonesia..... | 0 | 3 | 2 | 0 | 1 | 1 |
| Philippines, Republic of..... | (⁴) | 1,372 | 433 | 11 | 20 | 526 |
| Other countries..... | 0 | 5 | 6 | 5 | 3 | 13 |
| Total..... | 7,280 | 10,871 | 9,561 | 9,289 | 9,094 | 9,274 |
| Scrap: | | | | | | |
| Cuba..... | 2,924 | 8,864 | 9,218 | 9,270 | 10,696 | 11,311 |
| Indonesia..... | 0 | 0 | 9 | 9 | 0 | 0 |
| Philippines, Republic of..... | 3,690 | 2,353 | 1,914 | 1,231 | 3,879 | 6,484 |
| Other countries..... | 0 | 3 | 17 | (³) | 59 | 17 |
| Total..... | 6,614 | 11,220 | 11,158 | 10,510 | 14,634 | 17,812 |
| Total cigar leaf imports by principal countries: | | | | | | |
| Cuba..... | 14,286 | 23,067 | 23,250 | 24,514 | 24,302 | 23,785 |
| Indonesia..... | 1,935 | 541 | 419 | 388 | 234 | 111 |
| Philippines, Republic of..... | 3,690 | 3,842 | 2,372 | 1,262 | 4,373 | 7,010 |
| Other countries..... | 1 | 19 | 59 | 46 | 72 | 42 |
| Total..... | 19,912 | 27,469 | 26,100 | 26,210 | 28,981 | 30,948 |
| Stems: | | | | | | |
| Cuba..... | 0 | 0 | 299 | 645 | 493 | 1,292 |
| United Kingdom..... | 1,697 | 483 | 518 | 516 | 554 | 434 |
| Indonesia..... | 0 | 0 | 0 | 29 | 0 | 0 |
| Philippines, Republic of..... | 0 | 23 | 0 | 18 | 0 | 0 |
| Other countries..... | 944 | 0 | 0 | 0 | 0 | 0 |
| Total..... | 2,641 | 506 | 817 | 1,208 | 1,047 | 1,726 |

¹ Preliminary.

² From Netherlands Indies or Netherlands.

³ Less than 500 pounds.

⁴ Included under Stems and scrap classification.

Compiled from publications and records of the U. S. Department of Commerce.

TABLE 33.--Imports of tobacco products for consumption in the United States, by countries, fiscal years, average 1934-35--1938-39, annual 1952-53--1956-57

| Product and country from which imported | Imports for year (July-June basis) | | | | | |
|--|------------------------------------|------------------|------------------|------------------|------------------|----------------------|
| | Average 1934-35- 1938-39 | 1952-53 | 1953-54 | 1954-55 | 1955-56 | 1956-57 ¹ |
| Cigars and cheroots: | <i>1,000 lb.</i> | <i>1,000 lb.</i> | <i>1,000 lb.</i> | <i>1,000 lb.</i> | <i>1,000 lb.</i> | <i>1,000 lb.</i> |
| Cuba..... | 48 | 222 | 214 | 249 | 257 | 337 |
| Philippines, Republic of..... | 3,598 | 54 | 66 | 81 | 108 | 104 |
| Other countries..... | -- | 2 | 4 | 4 | 6 | 8 |
| Total..... | 3,646 | 278 | 284 | 334 | 371 | 449 |
| Cigarettes: | | | | | | |
| United Kingdom..... | 2 | 5 | 6 | 6 | 7 | 5 |
| Other countries..... | 17 | 3 | 3 | 1 | 2 | 3 |
| Total..... | 19 | 8 | 9 | 7 | 9 | 8 |
| All other tobacco products:² | | | | | | |
| United Kingdom..... | 43 | 53 | 64 | 70 | 77 | 85 |
| Italy..... | 24 | 7 | 5 | 7 | 2 | 7 |
| Other countries..... | ³ 64 | ⁴ 40 | 12 | 17 | 24 | 27 |
| Total..... | 131 | 100 | 81 | 94 | 103 | 119 |

¹ Preliminary.

² Includes snuff and snuff flour, stems (cut, ground, or pulverized), and manufactures of tobacco not specially provided for.

³ Bulk from China and Hong Kong.

⁴ Bulk from Philippine Republic.

Foreign Agricultural Service. Compiled from official records of the Bureau of the Census, Department of Commerce.

TABLE 34.--Shipments of tobacco leaf and products from Puerto Rico to the United States, fiscal years, average 1934-35--1938-39, annual 1952-53--1956-57

| Kind of leaf and products | Shipments for year (July-June basis) | | | | | |
|--|--------------------------------------|------------------|------------------|------------------|------------------|----------------------|
| | Average 1934-35- 1938-39 | 1952-53 | 1953-54 | 1954-55 | 1955-56 | 1956-57 ¹ |
| Cigar leaf: | | | | | | |
| Filler: | <i>1,000 lb.</i> | <i>1,000 lb.</i> | <i>1,000 lb.</i> | <i>1,000 lb.</i> | <i>1,000 lb.</i> | <i>1,000 lb.</i> |
| Unstemmed..... | 170 | 724 | 714 | 1,017 | 887 | 980 |
| Stemmed..... | 17,056 | 11,144 | 14,818 | 12,418 | 13,558 | 8,467 |
| Stems and scrap..... | 4,897 | 5,866 | 3,914 | 5,660 | 7,228 | 8,453 |
| Total..... | 22,123 | 17,734 | 19,446 | 19,095 | 21,673 | 17,900 |
| Cigars and cheroots..... | <i>Thousands</i> | <i>Thousands</i> | <i>Thousands</i> | <i>Thousands</i> | <i>Thousands</i> | <i>Thousands</i> |
| | 35,651 | 2,706 | 27,293 | 63,599 | 93,212 | 99,490 |
| Other tobacco and manufactures..... | <i>1,000 lb.</i> | <i>1,000 lb.</i> | <i>1,000 lb.</i> | <i>1,000 lb.</i> | <i>1,000 lb.</i> | <i>1,000 lb.</i> |
| | 3 | 18 | 13 | 15 | 51 | 21 |

¹ Preliminary.

Foreign Agricultural Service. Compiled from official records of the Bureau of the Census, Department of Commerce.

TABLE 35.--Tariff rates on different kinds of tobaccos and tobacco products imported into the United States, under the Tariff Act of 1930 and subsequent Trade Agreements

FROM ALL COUNTRIES EXCEPT THE PHILIPPINE ISLANDS¹ AND CUBA

| Kinds of tobacco imported | Under the Tariff Act of 1930 | | Present rate per pound ² |
|--|------------------------------|-----------------------------------|---|
| | Paragraph | Rate per pound | |
| Wrapper tobacco and filler tobacco when mixed or packed with more than 35 percentum of wrapper tobacco: | | | |
| Unstemmed..... | 601 | Dollars 2.275 | ³ 0.9545 |
| Stemmed..... | 601 | 2.925 | ⁴ 1.634 |
| Cigar leaf (filler): | | | |
| Unstemmed..... | 601 | .35 | ⁵ .168 |
| Stemmed..... | 601 | .50 | ⁶ .24 |
| Smoke-cured cigarette leaf tobacco, unstemmed and having the flavor and aroma characteristics of smoke-cured Latakia leaf tobacco, n.s.p.f..... | 601 | .35 | ⁷ .13-1/2 |
| Cigarette leaf tobacco, unstemmed, other than smoke-cured tobacco having the flavor and aroma characteristics of smoke-cured Latakia leaf tobacco..... | 601 | .35 | ⁷ .13-1/2 |
| Scrap tobacco..... | 603 | .35 | ⁵ .168 |
| Snuff and snuff flour..... | 604 | .55 | .275 |
| Tobacco stems, cut, ground, or pulverized..... | 604 | .55 | .55 |
| Tobacco stems, not cut, ground, or pulverized..... | 1,787 | Free | Free |
| Cigars and cheroots of all kinds..... | 605 | 4.50 per lb., plus 25% ad valorem | 2.02 per lb., plus 11% ad valorem ⁸ |
| Cigarettes of all kinds..... | 605 | 4.50 per lb., plus 25% ad valorem | 1.12 per lb., plus 5-1/2% ad valorem ⁹ |
| Tobacco, manufactured, n.s.p.f..... | 603 | .55 | .175 |

FROM CUBA

| | | | |
|---|-------|-----------------------------------|---|
| Wrapper tobacco and filler tobacco when mixed or packed with more than 35 percentum of wrapper tobacco: | | | |
| Unstemmed..... | 601 | 1.82 | ¹⁰ 0.8645 |
| Stemmed..... | 601 | 2.34 | ⁴ 1.634 |
| Filler tobacco (except cigarette leaf tobacco) n.s.p.f.: | | | |
| Unstemmed..... | 601 | .28 | ¹¹ .133 |
| Stemmed..... | 601 | .40 | ¹² .19 |
| Scrap tobacco..... | 603 | .28 | ¹¹ .133 |
| Snuff and snuff flour..... | 604 | .44 | .275 |
| Tobacco stems, cut, ground, or pulverized..... | 604 | .44 | .55 |
| Tobacco stems, not cut, ground, or pulverized..... | 1,787 | Free | Free |
| Cigars and cheroots of all kinds..... | 605 | 3.60 per lb., plus 20% ad valorem | 1.35 per lb., plus 9% ad valorem ¹³ |
| Cigarettes of all kinds..... | 605 | 3.60 per lb., plus 20% ad valorem | 1.12 per lb., plus 5-1/2% ad valorem ⁹ |
| Tobacco, manufactured, n.s.p.f..... | 603 | .44 | .175 |

¹ The Philippine Trade Agreement Revision Act of 1955, Public Law 196, 84th Congress, approved August 1, 1955, eliminates the absolute quotas of 200 million cigars and 5-1/2 million pounds of scrap and filler tobacco. For duty purposes, an amount equivalent to 95 percent of the former absolute quotas in each case may be admitted duty free during the calendar years 1956-58, with quantities in excess of 95 percent of the base figure dutiable at the Cuban rate.

² Rates shown are those which were in effect as of November 1957. Rates for imports from countries or areas under Communist domination or control are those as listed under the Tariff Act of 1930, effective varying dates by countries from Sept. 1, 1951, to Jan. 5, 1952, under Section 5 of the Trade Agreement Extension Act of 1951.

³ Effective June 30, 1958, rate will be \$0.909 cents per pound.

⁴ Effective June 30, 1958, rate will be \$1.548 cents per pound.

⁵ Effective June 30, 1958, rate will be \$0.161 cents per pound.

⁶ Effective June 30, 1958, rate will be \$0.23 cents per pound.

⁷ Effective June 30, 1958, rate will be \$0.12-3/4 cents per pound.

⁸ Effective June 30, 1958, rate will be \$1.91 cents per pound, plus 10-1/2% ad valorem.

⁹ Effective June 30, 1958, rate will be \$1.06 cents per pound, plus 5% ad valorem.

¹⁰ Effective June 30, 1958, rate will be \$0.819 cents per pound.

¹¹ Effective June 30, 1958, rate will be \$0.126 cents per pound.

¹² Effective June 30, 1958, rate will be \$0.18 cents per pound.

¹³ Effective June 30, 1958, rate will be \$1.27 cents per pound, plus 8-1/2% ad valorem.

Foreign Agricultural Service. Compiled from U. S. Tariff Commission, U. S. Department of Commerce, and U. S. Department of State publications.

TABLE 36.--Receipts from import duties on tobacco and tobacco products in the United States, fiscal years, 1951-52--1956-57¹

| Year (July-June basis) | Receipts from-- | | | Total receipts | Drawback | Net receipts |
|------------------------|------------------------------|-----------------------------|---|----------------|----------------|----------------|
| | Leaf tobacco (Paragraph 601) | Scrap, etc. (Paragraph 603) | Tobacco products (Paragraphs 604 & 605) | | | |
| | <i>Dollars</i> | <i>Dollars</i> | <i>Dollars</i> | <i>Dollars</i> | <i>Dollars</i> | <i>Dollars</i> |
| 1951-52..... | 17,025,262 | 991,443 | 629,900 | 18,646,605 | 643,990 | 18,002,615 |
| 1952-53..... | 15,078,650 | 1,252,926 | 615,113 | 16,946,689 | 745,998 | 16,200,691 |
| 1953-54..... | 15,064,296 | 1,307,913 | 587,570 | 16,959,779 | 629,667 | 16,330,112 |
| 1954-55..... | 15,805,025 | 1,315,046 | 661,670 | 17,781,741 | 570,804 | 17,210,937 |
| 1955-56..... | 15,883,493 | 1,524,688 | 695,960 | 18,104,141 | 615,408 | 17,488,733 |
| 1956-57..... | 15,384,322 | 1,605,510 | 929,230 | 17,919,062 | 518,152 | 17,400,910 |

¹ For details of tariff rates and items included in Paragraphs of Tariff Act, see table 35.

Foreign Agricultural Service. Compiled from data furnished by the Bureau of Customs, U. S. Treasury Department.

TABLE 37.--Import duty on tobacco in selected foreign countries importing from the United States, as of October 1957

NORWAY

| Description | Full rate of duty in-- | |
|----------------|------------------------|---|
| | Foreign unit | Approximate U. S. currency per pound ¹ |
| Leaf tobacco: | | <i>Dollars</i> |
| Sauces..... | 4.50 crowns per kilo | 0.29 |
| Not sauced-- | | |
| Stemmed..... | 4.95 crowns per kilo | .31 |
| Unstemmed..... | 4.50 crowns per kilo | .29 |

DENMARK

| | | |
|---|----------------------|------|
| Tobacco and tobacco substitutes: | | |
| Leaves or stalks, not including those seasoned, or in rolls, or stemmed roll tobacco..... | 2.30 crowns per kilo | 0.15 |

UNITED KINGDOM

| | | |
|---|------------------------|------|
| Tobacco, unmanufactured: | | |
| Containing 10 lb. or more of moisture in every 100 lb. weight thereof-- | | |
| Unstripped..... | 61 s. 2d. per lb. | 8.56 |
| Stripped..... | 61 s. 2-1/2d. per lb. | 8.57 |
| Containing less than 10 lb. of moisture in every 100 lb. weight thereof-- | | |
| Unstripped..... | 62. s. 2d. per lb. | 8.70 |
| Stripped..... | 62. s. 2-1/2d. per lb. | 8.71 |

IRELAND (EIRE)

| | | |
|--|--------------------------------|------|
| Tobacco, unmanufactured: | | |
| If stripped or stemmed-- | | |
| Containing 10 lb. or more of moisture in every 100 lb. weight thereof..... | 1. s. d. 2 5 11-1/2 per lb. | 6.43 |
| Containing less than 10 lb. of moisture in every 100 lb. weight thereof..... | 2 11 0-1/2 per lb. | 7.15 |
| If unstripped or unstemmed-- | | |
| Containing 10 lb. or more of moisture in every 100 lb. weight thereof..... | 2 5 11 per lb. | 6.43 |
| Containing less than 10 lb. of moisture in every 100 lb. weight thereof..... | 2 11 0 per lb. | 7.14 |

See footnote at end of table.

TABLE 37.--Import duty on tobacco in selected foreign countries importing from the United States, as of October 1957--Continued

BENELUX²

| Description | Full rate of duty in - | |
|---|-----------------------------|---|
| | Foreign unit | Approximate U. S. currency per pound ² |
| Tobacco, raw or unmanufactured, or waste thereof: | | <i>Dollars</i> |
| Leaf tobacco, not stemmed..... | 413.00 francs per 100 kilos | 0.04 |
| Leaf tobacco, stemmed..... | 578.20 francs per 100 kilos | .05 |
| Tobacco stems and waste..... | 413.00 francs per 100 kilos | .04 |

GERMANY, FEDERAL REPUBLIC OF

| | | |
|--|----------------------|------|
| Unmanufactured tobacco, unstemmed..... | DM 180 per 100 kilos | 0.19 |
|--|----------------------|------|

AUSTRIA³

| | | |
|-----------------------------|-------------------------------|------|
| Unmanufactured tobacco..... | 1.25 gold crowns per kilogram | 0.15 |
|-----------------------------|-------------------------------|------|

SWITZERLAND

| | | |
|---|--------------------------|------|
| Tobacco, unmanufactured: | | |
| With guaranty as to use-- | | |
| For the manufacture of cigars: | | |
| Kentucky--Dark Virginia--Bright Virginia ⁴ | 30 francs per 100 kilos | 0.03 |
| For the manufacture of pipe tobacco..... | 300 francs per 100 kilos | .32 |
| For the manufacture of cigarettes and cigarette tobacco. | 675 francs per 100 kilos | .71 |
| For the manufacture of roll and chewing tobacco, and snuff..... | 160 francs per 100 kilos | .17 |

FINLAND

| | | |
|-----------------------------|-----------------------|------|
| Unmanufactured tobacco..... | 45 Finnmarks per kilo | 0.06 |
|-----------------------------|-----------------------|------|

PORTUGAL

| | | |
|-------------------|----------------------------|------|
| Leaf tobacco..... | 2.10 gold escudos per kilo | 0.81 |
|-------------------|----------------------------|------|

INDIA

| | | |
|-----------------------------|---|------|
| Unmanufactured tobacco..... | 10.34 Rupees per lb. (9.375 basic rate plus about 10 percent) | 2.17 |
|-----------------------------|---|------|

THAILAND (SIAM)

| | | |
|----------------|---|-------------------------|
| Leaf tobacco: | | |
| Unstemmed..... | 22 Baht per kilo (or 33-1/3% ad valorem, whichever is higher) | 0.48 or ad valorem rate |
| Stemmed..... | 25 Baht per kilo (or 33-1/3% ad valorem, whichever is higher) | 0.55 or ad valorem rate |

PHILIPPINES, REPUBLIC OF⁵

| | | |
|-----------------|--|--------------------------|
| Leaf tobacco: | | |
| Unstemmed | | |
| 1. Wrapper..... | 2.50 Pesos per kilo (legal weight) | 0.57 |
| 2. Other..... | 2.00 Pesos per kilo (legal weight) plus 25% ad valorem | 0.45 plus 25% ad valorem |
| Stemmed: | | |
| 1. Wrapper..... | 3.00 Pesos per kilo (legal weight) | 0.68 |
| 2. Other..... | 2.50 Pesos per kilo (legal weight) plus 25% ad valorem | 0.57 plus 25% ad valorem |

See footnotes at end of table.

TABLE 37. --Import duty on tobacco in selected foreign countries importing from the United States, as of October 1957--Continued

HONG KONG

| Description | Full rate of duty in-- | |
|---|-------------------------|---|
| | Foreign unit | Approximate U. S. currency per pound ¹ |
| Tobacco, unmanufactured: | | |
| Containing 10 percent or more of moisture by weight-- | | |
| Unstripped..... | 3.75 H. K. dol. per lb. | Dollars 0.66 |
| Stripped..... | 3.90 H. K. dol. per lb. | .68 |
| Containing less than 10 percent of moisture by weight-- | | |
| Unstripped..... | 3.78 H. K. dol. per lb. | .66 |
| Stripped..... | 4.05 H. K. dol. per lb. | .71 |

AUSTRALIA

| | | |
|---|-----------------|------|
| (1) Tobacco, unmanufactured, entered to be locally manufactured into tobacco other than fine-cut tobacco suitable for the manufacture of cigarettes - to be paid at the time of removal to the factory: | | |
| Unstemmed..... | 6s.6d. per lb. | 0.72 |
| Stemmed, or partly stemmed, or in strips..... | 7s.0d. per lb. | .78 |
| For the manufacture of tobacco containing not less than such proportion by weight of stemmed Australian-grown tobacco leaf (or its equivalent in terms of unstemmed tobacco leaf) to the total stemmed tobacco leaf (or its equivalent in terms of unstemmed tobacco leaf) used, as the Minister may from time to time determine having regard to the available supply of suitable Australian-grown tobacco leaf, as prescribed by Departmental by-laws: | | |
| (a) Unstemmed..... | 5s.0d. per lb. | .56 |
| (b) Stemmed, or partly stemmed, etc..... | 5s.6d. per lb. | .61 |
| (2) Tobacco, unmanufactured, entered to be locally manufactured into cigarettes or into fine-cut tobacco suitable for the manufacture of cigarettes - to be paid at the time of removal to the factory: | | |
| Unstemmed..... | 8s.7d. per lb. | .95 |
| Stemmed, or partly stemmed, or in strips..... | 9s.1d. per lb. | 1.01 |
| For the manufacture of cigarettes containing not less than such proportion by weight of stemmed Australian-grown tobacco leaf (or its equivalent in terms of unstemmed tobacco leaf) to the total stemmed tobacco leaf (or its equivalent in terms of unstemmed tobacco leaf) used, as the Minister may from time to time determine having regard to the available supply of suitable Australian-grown tobacco leaf, as prescribed by Departmental by-laws: | | |
| (a) Unstemmed..... | 7s.2d. per lb. | .80 |
| (b) Stemmed, or partly stemmed, etc..... | 7s.8d. per lb. | .85 |
| Tobacco, unmanufactured, entered to be locally manufactured into cigars - to be paid at the time of removal to the factory: | | |
| Unstemmed..... | 2s.6d. per lb. | .28 |
| Stemmed, or partly stemmed, or in strips..... | 3s.0d. per lb. | .33 |
| Tobacco, unmanufactured, not elsewhere included..... | 12s.0d. per lb. | 1.33 |

NEW ZEALAND

| | | |
|---|-----------------|------|
| Tobacco, unmanufactured, entered to be manufactured in New Zealand in any bonded tobacco factory licensed under the Tobacco Act, 1908, for manufacturing purposes only: | | |
| Into tobacco, cigarettes, or snuff..... | 3s. 9d. per lb. | 0.52 |
| Into cigars..... | Free | Free |

See footnotes at end of table.

TABLE 37. --Import duty on tobacco in selected foreign countries importing from the United States, as of October 1957--Continued

EGYPT

| Description | Full rate of duty in - | |
|------------------------|---------------------------|---|
| | Foreign unit | Approximate U. S. currency per pound ¹ |
| Tobacco in leaves..... | 350 piasters per net kilo | 4.56 |

BRITISH WEST AFRICA

| | | |
|--------------------------------|-----------------|------|
| Tobacco, unmanufactured: | | |
| Gambia..... | 2s.9d. per lb. | 0.39 |
| Ghana..... | 9s.3d. per lb. | 1.30 |
| Nigeria: | | |
| For cigarette manufacture..... | 15s.0d. per lb. | 2.10 |
| For other uses..... | 12s.6d. per lb. | 1.75 |
| Sierra Leone..... | 5s.0d. per lb. | .70 |

OTHER COUNTRIES

| Country | Import duty | Other restrictions |
|-------------|-------------|---------------------|
| France..... | Free | Government monopoly |
| Italy..... | Free | Government monopoly |
| Japan..... | Free | Government monopoly |
| Spain..... | Free | Government monopoly |
| Sweden..... | Free | Government monopoly |

¹ Conversions made at current exchange rates. In addition to the rates of duty shown, certain of the countries impose surtaxes in the form of percentages of the duty, ad valorem, bill of entry tax, port dues, and varying additional duties.

² Belgium, Netherlands, and Luxembourg (Customs Union Tariff). Rates shown in terms of Belgian francs.

³ Government monopoly.

⁴ Duties for non-United States types of raw tobacco not shown.

⁵ Under Republic Act 698, as amended by Republic Act 1194, the importation of leaf tobacco (excepting cigar wrapper tobacco for cigars or chewing tobacco) is limited to the amount which, added to total Philippine production, will be sufficient to assure the output of a quantity of manufactured products not less than the output of the previous fiscal year.

Foreign Agricultural Service. Compiled from Board of Trade Journal, Trade Agreement publications, and from information by tariff specialists in the Bureau of Foreign and Domestic Commerce, U. S. Department of Commerce.

TABLE 38. --Acreage and production of tobacco in specified countries, calendar years, averages 1935-39 and 1947-51, annual 1954-57

| Continent and country | Average 1935-39 | | Average 1947-51 | | 1954 | | 1955 | | 1956 ¹ | | 1957 ¹ | |
|--|-----------------|---------------------|--------------------|------------------------|-------------|--------------|-------------|--------------|-------------------|----------------------|-------------------|----------------------|
| | Acreage | Production | Acreage | Production | Acreage | Production | Acreage | Production | Acreage | Production | Acreage | Production |
| | 1,000 acres | 1,000 pounds | 1,000 acres | 1,000 pounds | 1,000 acres | 1,000 pounds | 1,000 acres | 1,000 pounds | 1,000 acres | 1,000 pounds | 1,000 acres | 1,000 pounds |
| North America: | | | | | | | | | | | | |
| Canada..... | 69 | 76,556 | 113 | 129,455 | 132 | 184,763 | 110 | 134,840 | 128 | 161,940 | 136 | 166,900 |
| Mexico..... | 51 | 38,200 | 90 | 79,425 | 92 | 82,968 | 101 | 88,184 | 73 | 66,138 | 90 | 73,634 |
| United States..... | 1,647 | 1,460,054 | 1,682 | 2,082,727 | 1,668 | 2,243,735 | 1,495 | 2,192,852 | 1,365 | 2,179,003 | 1,123 | 1,680,108 |
| Cuba..... | 108 | 48,092 | 132 | 72,751 | 154 | 110,741 | 154 | 109,235 | 144 | 102,050 | 146 | 115,607 |
| Dominican Republic..... | 25 | 24,625 | 45 | 47,178 | 47 | 41,525 | 52 | 38,673 | 50 | 41,897 | 55 | 45,683 |
| South America: | | | | | | | | | | | | |
| Argentina..... | 29 | 27,983 | 67 | 61,140 | 78 | 66,425 | 76 | 64,760 | 92 | 85,480 | 112 | 96,705 |
| Brazil..... | 250 | 202,703 | 337 | 233,120 | 453 | 323,489 | 451 | 311,400 | 459 | 329,037 | 470 | 335,099 |
| Colombia..... | ² 37 | ² 31,697 | 47 | 45,027 | 52 | 49,383 | 54 | 63,413 | 54 | 80,909 | 54 | 82,893 |
| Paraguay..... | 22 | 17,792 | 16 | 18,438 | 17 | 15,432 | 23 | 22,266 | 14 | 12,125 | 13 | 13,227 |
| Europe: | | | | | | | | | | | | |
| Belgium..... | 6 | 16,431 | 5 | 9,432 | 4 | 9,010 | 3 | 6,603 | 3 | 5,470 | 3 | 5,725 |
| France..... | 44 | 72,995 | 70 | 109,070 | 71 | 126,460 | 71 | 116,981 | 72 | 123,369 | 69 | 123,457 |
| Germany, Western ³ | 33 | 74,355 | 23 | 46,982 | 26 | 54,722 | 26 | 56,950 | 27 | 48,937 | 24 | 45,194 |
| Greece..... | 226 | 132,819 | 213 | 113,320 | 262 | 148,811 | 319 | 222,953 | 291 | 180,978 | 302 | 226,602 |
| Italy..... | 77 | 95,511 | 142 | 167,900 | 115 | 140,852 | 120 | 134,260 | 121 | 157,490 | 130 | 146,400 |
| Spain..... | ² 16 | ² 17,322 | 28 | 34,425 | 49 | 67,726 | 49 | 69,339 | 49 | 55,820 | 49 | 55,777 |
| Yugoslavia..... | 39 | 37,410 | 89 | 59,622 | 93 | 64,372 | 108 | 91,491 | 101 | 67,703 | 131 | 110,230 |
| Asia: | | | | | | | | | | | | |
| Iran..... | 35 | 34,542 | 40 | 29,355 | 42 | 26,896 | 46 | 24,758 | 53 | 31,668 | 54 | 31,526 |
| Iraq..... | ² 11 | ² 8,057 | ² 14 | ² 12,928 | 25 | 19,180 | 18 | 11,575 | 18 | 12,125 | 19 | 11,574 |
| Lebanon..... | 4 | 2,350 | ² 5 | ² 3,525 | 8 | 4,840 | 8 | 5,398 | 8 | 5,512 | 9 | 6,834 |
| Syria..... | 11 | 8,250 | ² 16 | ² 11,570 | 18 | 13,247 | 17 | 11,629 | 16 | 10,415 | 21 | 11,532 |
| Turkey..... | 194 | 128,505 | 304 | 194,109 | 386 | 215,367 | 382 | 250,689 | 432 | 253,439 | 428 | 260,142 |
| Burma..... | 108 | 78,400 | 121 | 94,528 | 136 | 103,416 | 133 | 106,920 | 133 | 86,845 | 138 | 107,789 |
| China - Mainland..... | 1,311 | 1,338,639 | ² 1,452 | ² 1,425,000 | 1,625 | 1,525,000 | 1,755 | 1,610,000 | 1,773 | 1,630,000 | 1,790 | 1,645,000 |
| India..... | 917 | 761,000 | 812 | 547,150 | 912 | 600,320 | 860 | 546,560 | 1,013 | ⁴ 660,760 | 1,022 | ⁴ 685,400 |
| Pakistan..... | 355 | 324,053 | 141 | 113,883 | 193 | 182,000 | 237 | 254,839 | 239 | 262,000 | 232 | 236,000 |
| Indochina..... | ² 44 | ² 32,004 | ² 25 | ² 15,000 | 45 | 33,100 | 43 | 30,500 | 43 | 30,600 | 43 | 31,000 |
| Indonesia..... | 449 | 238,775 | ² 180 | ² 63,120 | 379 | 143,486 | 392 | 144,847 | 407 | 136,097 | 412 | 140,180 |
| Japan..... | 92 | 148,680 | 129 | 208,092 | 172 | 248,365 | 186 | 329,799 | 189 | 335,046 | 179 | 323,587 |
| Korea, Republic of..... | 46 | 57,304 | ² 44 | ² 59,080 | 61 | 65,401 | 51 | 57,692 | 49 | 57,927 | 55 | 64,063 |
| Philippines, Republic of..... | 176 | 82,292 | 100 | 49,938 | 92 | 39,603 | 107 | 56,244 | 136 | 76,995 | 199 | 97,576 |
| Thailand (Siam)..... | ² 53 | ² 25,900 | 83 | 35,200 | 115 | 41,887 | 134 | 49,870 | 138 | 51,297 | 144 | 54,516 |
| Africa: | | | | | | | | | | | | |
| Algeria..... | 56 | 38,667 | 75 | 44,671 | 78 | 44,402 | 73 | 43,486 | 70 | 17,640 | 70 | 35,280 |
| Rhodesia - Nyasaland..... | 54 | 43,486 | 157 | 120,023 | 190 | 163,402 | 226 | 153,179 | 311 | 209,355 | 313 | 180,621 |
| Union of South Africa.... | 47 | 24,372 | 93 | 47,621 | 70 | 34,315 | 74 | 30,300 | 83 | 43,900 | 84 | 56,000 |
| Estimated world total ⁵ | 7,550 | 6,619,347 | 7,973 | 7,263,075 | 9,010 | 8,087,361 | 9,189 | 8,485,856 | 9,399 | 8,602,593 | 9,412 | 8,356,193 |

¹ Preliminary. ² Less than a 5-year average. ³ Postwar data are for Western Germany only. ⁴ 1956 and 1957 may not be comparable with earlier years due to changes in basis for estimate. ⁵ Total includes data for countries not listed.

Foreign Agricultural Service. Official estimates of foreign countries, reports from U. S. Foreign Service officers, results of office research, and other information.

TABLE 39. --Production of flue-cured tobacco in specified countries, calendar years, averages 1935-39 and 1947-51, annual 1953-57

| Continent and country | Average 1935-39 | Average 1947-51 | 1953 | 1954 | 1955 | 1956 ¹ | 1957 ¹ |
|--|-----------------|-----------------|-----------|-----------|-----------|-------------------|-------------------|
| North America: | 1,000 lb. | 1,000 lb. | 1,000 lb. | 1,000 lb. | 1,000 lb. | 1,000 lb. | 1,000 lb. |
| Canada..... | 54,616 | 111,646 | 132,352 | 173,159 | 118,206 | 148,743 | 154,000 |
| Mexico..... | 700 | 3,579 | 4,279 | 4,850 | 5,512 | 3,307 | 3,307 |
| United States..... | 863,619 | 1,246,160 | 1,272,200 | 1,314,408 | 1,483,045 | 1,422,538 | 984,351 |
| South America: | | | | | | | |
| Argentina..... | 599 | 7,983 | 14,790 | 23,148 | 24,250 | 28,660 | 24,802 |
| Brazil..... | 12,549 | 45,498 | 58,697 | 56,217 | 55,115 | 64,485 | 76,059 |
| Venezuela..... | -- | 2,724 | 6,363 | 10,803 | 8,102 | 6,503 | 6,613 |
| Europe: | | | | | | | |
| Germany, Western..... | -- | 1,500 | 9,000 | 7,471 | 9,746 | 5,542 | 5,512 |
| Italy..... | 3,800 | 16,100 | 24,491 | 26,340 | 26,367 | 27,190 | 25,000 |
| Asia: | | | | | | | |
| China-Mainland..... | 235,000 | 250,000 | 470,000 | 485,000 | 500,000 | 525,000 | 540,000 |
| India..... | 26,900 | 64,510 | 110,500 | 130,000 | 127,680 | 138,880 | 138,880 |
| Pakistan..... | -- | 1,581 | 4,000 | 6,500 | 9,000 | 12,000 | 10,700 |
| Indonesia..... | 4,800 | 1,670 | 9,921 | 16,335 | 26,865 | 23,772 | 34,790 |
| Japan..... | 74,340 | 86,887 | 128,703 | 154,745 | 208,925 | 209,708 | 203,505 |
| Korea..... | 21,839 | 18,990 | 15,212 | 30,787 | 26,998 | 29,472 | 35,804 |
| Taiwan (Formosa)..... | 3,751 | 13,740 | 21,967 | 21,504 | 25,655 | 33,578 | 34,000 |
| Thailand (Siam)..... | 900 | 8,200 | 22,625 | 22,046 | 21,907 | 13,709 | 15,873 |
| Africa: | | | | | | | |
| Rhodesia-Nyasaland..... | 28,390 | 91,065 | 118,991 | 133,165 | 133,231 | 177,728 | 148,555 |
| Union of South Africa..... | 2,715 | 21,835 | 17,306 | 16,793 | 12,990 | 20,300 | 24,400 |
| Oceania: | | | | | | | |
| Australia..... | 5,276 | 3,649 | 6,507 | 7,615 | 6,543 | 6,515 | 9,134 |
| New Zealand..... | 1,367 | 4,825 | 4,647 | 4,218 | 4,052 | 4,648 | 4,800 |
| Estimated world total ² | 1,349,994 | 2,038,942 | 2,486,739 | 2,689,820 | 2,944,606 | 3,030,021 | 2,632,100 |

¹ Preliminary. ² Total includes data for countries not listed.

Foreign Agricultural Service. Official estimates of foreign countries, reports from U. S. Foreign Service officers, results of office research, and other information.

TABLE 40. --Canadian and Southern Rhodesian exports of flue-cured tobacco by country of destination: average, 1935-39, annual, 1952-56

(Dry weight basis)

| Country of destination | Average 1935-39 ¹ | 1952 | 1953 | 1954 | 1955 | 1956 |
|---|------------------------------|--------------|--------------|--------------|--------------|--------------|
| Canadian leaf: | 1,000 pounds | 1,000 pounds | 1,000 pounds | 1,000 pounds | 1,000 pounds | 1,000 pounds |
| United Kingdom..... | 11,745 | 30,990 | 22,244 | 24,351 | 37,776 | 20,047 |
| Australia..... | (²) | 2,785 | 1,740 | 2,325 | 3,000 | 1,751 |
| Trinidad..... | (²) | 1,421 | 1,361 | 1,199 | 1,245 | 1,400 |
| Jamaica..... | (²) | 1,123 | 1,030 | 1,169 | 1,321 | 1,510 |
| Netherlands..... | (²) | 294 | 252 | 515 | 502 | 1,230 |
| Belgium..... | (²) | 113 | -- | 119 | 268 | 174 |
| German Republic..... | (²) | -- | -- | 492 | 826 | 1,461 |
| Other..... | 94 | 560 | 638 | 708 | 597 | 983 |
| Total..... | 11,839 | 37,266 | 27,265 | 30,878 | 45,535 | 28,556 |
| Southern Rhodesian leaf³: | | | | | | |
| United Kingdom..... | 14,262 | 55,048 | 52,945 | 61,618 | 55,881 | 75,979 |
| Australia..... | 34 | 7,160 | 8,081 | 11,195 | 11,078 | 8,496 |
| Nigeria..... | (²) | 1,199 | 738 | 2,114 | 1,626 | 923 |
| Union of S. Africa..... | 2,431 | 1,799 | 1,489 | 911 | 9,733 | 16,666 |
| Hong Kong..... | 141 | 13 | 176 | 636 | 462 | 1,302 |
| Malaya (incl. Singapore)..... | (²) | 47 | 248 | 739 | 956 | 849 |
| Denmark..... | (²) | 3,537 | 1,343 | 4,391 | 1,586 | 2,052 |
| Netherlands..... | 73 | 8,183 | 5,443 | 6,755 | 5,385 | 11,650 |
| Belgian Congo..... | (²) | 929 | 1,147 | 2,090 | 925 | 2,052 |
| German Republic..... | 124 | 4,092 | 2,957 | 2,353 | 3,601 | 3,463 |
| Egypt..... | (²) | 1,511 | 781 | 1,075 | 729 | 130 |
| Sweden..... | (²) | 553 | 1,155 | 1,354 | 895 | 1,038 |
| Belgium..... | 404 | 1,348 | 1,031 | 1,148 | 1,924 | 6,020 |
| Indo-China..... | (²) | 172 | 219 | 203 | -- | -- |
| Burma..... | (²) | -- | 43 | 377 | 86 | -- |
| Other..... | 504 | 2,355 | 2,658 | 3,850 | 4,550 | 5,535 |
| Total..... | 17,973 | 87,946 | 80,454 | 100,809 | 99,417 | 136,155 |

¹ Fiscal year beginning April. ² If any, included in other. ³ Includes North-western Rhodesia in 1956.

Foreign Agricultural Service. Compiled, for Canada, from Trade of Canada and Dominion Bureau of Statistics; and for Southern Rhodesia, from Annual Statement of the Trade of Southern Rhodesia.

TABLE 41.--International trade in unmanufactured tobacco, averages 1935-39 and 1945-49, annual 1953-56¹

| Country | Calendar year | | | | | | | | | | | | | | | | | | | | | | | | | | | | | | | | | | | | | | | | | | | | | | | | | | | | | | | | | | | | | | | | | | | | | | | | | | | | | | | | | | | | | | | | | | | | | | | | | | | | | | | | | | | | | | | | | | | | | | | | | | | | | | | | | | | | | | | | | | | | | | | | | | | | | | | | | | | | | | | | | | | | | | | | | | | | | | | | | | | | | | | | | | | | | | | | | | | | | | | | | | | | | | | | | | | | | | | | | | | | | | | | | | | | | | | | | | | | | | | | | | | | | | | | | | | | | | | | | | | | | | | | | | | | | | | | | | | | | | | | | | | | | | | | | | | | | | | | | | | | | | | | | | | | | | | | | | | | | | | | | | | | | | | | | | | | | | | | | | | | | | | | | | | | | | | | | | | | | | | | | | | | | | | | | | | | | | | | | | | | | | | | | | | | | | | | | | | | | | | | | | | | | | | | | | | | | | | | | | | | | | | | | | | | | | | | | | | | | | | | | | | | | | | | | | | | | | | | | | | | | | | | | | | | | | | | | | | | | | | | | | | | | | | | | | | | | | | | | | | | | | | | | | | | | | | | | | | | | | | | | | | | | | | | | | | | | | | | | | | | | | | | | | | | | | | | | | | | | | | | | | | | | | | | | | | | | | | | | | | | | | | |
|---|---------------------------------|----------------------|---------------------------------|---------------------|---------------------------------|------------------|---------------------------------|---------------------|---------------------------------|------------------|---------------------------------|---------------------|--------------------|---------|------------------|--------------------|--------|---------|--------------|---------|---------|------------------|---------|---------------------|---------------------|----------------------|--------|--------|--------|--------|--------|--------|--------|--------|----------------|--------|------------------|--------------------|---|------------------|--------|------------------|--------------------|---------|------------------|---------|---------------------|--------------------|------------------|--------------------|------------------|-------------------------|--------------------|---------|---------------------------------|--------------------|------------------|---------|--------------------|---------|--------------------|---------|---------------------|---------------------|--------------------------|-------------------------------|---------------------|--------------------|------------------|---------------------------------|--------|---------------------------------|--------|---------------------------------|--------|---------------------------------|--------|------------------|---------------------------------|------------------|---------------------------------|--------|--------------------|--------------|---------------------|--------|---------------------|--------|--------------------|--------------------|--------------|------------------|--------|--------------------|--------|------------------|--------|------------------|--------|------------------|--------|------------------|--------|---------------|------------------|---------------------|--------|--------|--------|--------|-------|--------|--------------------|--------|--------------------|--------|--------------|-----------------|----------------------|------------------|--------|--------|---------|--------|---------|--------|---------|---------------------|---------------------|---------------------|--------------------|---------------------|---------------------------------|---------|------------------|---------|--------------------|---------|--------------------|---------|--------------------|---------|---|-------------------------------|---------------------|--------|--------------------|---------------------------------|--------|---------------------------------|--------|---------------------------------|--------|---------------------------------|------------------|------------------|---------------------------------|--------------------|---------------------------------|--------|--------------------|--------|---------------------|--------|---------------------|--------|--------------------|--------|----------------|------------------|--------|----------------|--------|------------------|--------|------------------|--------|------------------|--------|------------------|---------------------|------------------|------------------|---------------------|------------------|--------|-------|--------|-------|--------|-------|--------|------------------|--------------------|---------------------|--------------------|----------------------|---------------------------------|---------------------|------------------|---------|--------------------|---------|--------------------|---------|--------------------|---------|-----------------|-------------------------------|---------------------|--------|--------|---------------------------------|--------|---------------------------------|--------|---------------------------------|--------|---------------------------------|--------|------------------|---------------------------------|--------|---------------------------------|--------|--------------------|--------|---------------------|--------|---------------------|--------|--------------------|--------|--------------|------------------|--------------------|----------------|-------|------------------|--------|------------------|--------|------------------|--------|------------------|--------|-------------|------------------|---------------------|-----|--------|-------|--------|-------|--------|-------|--------|-------|---------------------|---------------|-----------------|----------------------|--------|--------|--------|---------|--------|---------|--------|---------|---------------------|--------------------|----------------------|--------------------|---------------------|--------------------|---------------------|--------|--------|--------|--------|--------|--------|--------|--------|------------------|------------------|--------|--------|--------------------|--------|------------------|--------|---------------------|--------|------------------|--------|------------------|----------------|---------|--------------------|---------------------|--------------------|---------|--------|---------|--------|---------|--------|---------------------|---------------------|--------------------------|--------|--------|--------------------|------------------|---------|--------|---------|--------|---------|--------|---------|---------------------|----------------|------------------|--------|--------------------|--------|--------------------|--------|--------------------|--------|--------------------|--------|--------------------|--------|------------|--------|-------|--------------------|---------------------|--------|--------|--------|--------|--------|--------|---------------------|--------------------|----------------------|--------|-------|--------|-------|--------|-------|--------|-------|--------|-------|--------|-------|----------------|------------------|-------|---------------------|--------------------|---------|------------------|---------|---------------------|---------|------------------|---------------------|---------------------|----------------|---------|--------|--------------------|--------------------|---------|--------|---------|--------|---------|--------|---------------------|---------------------|---|--------|-------|--------------------|--------------------|---------|--------|---------|--------|---------|--------|---------|------------------|----------------|------------------|--------|--------------------|--------|--------------------|-------|--------------------|-------|--------------------|-------|---------------------|--------------------|----------------------|-------|--------|------------------|--------|-------|--------|-------|--------|-------|--------|--------|--------|------------------|------------------|-------|----|--------------------|----|------------------|----|---------------------|----|------------------|----|--------------------|----------------|---------|-------|--------------------|--------------------|--------|--------|--------|--------|--------|--------|---------------------|---------------------|--------------------------|--------|--------|--------------------|------------------|--------|--------|--------|--------|--------|--------|--------|--------|---|------------------|--------|--------------------|--------------------|--------------------|--------|--------------------|-------|--------------------|-------|--------------------|------------------|------------|-------|-------|------------------|----|-------|--------|-------|--------|-------|--------|-------|--------|----------------|-----|--------|----|--------|----|--------|---|--------|----|--------|-----|--------|------------------|--------|-------|--------|-------|--------|-------|--------|--------|--------|--------|---------------------|---------------------|------------|----|--------|----|--------|----|--------|----|--------|----|--------|----|--------|---|--------|-----|--------|--------------------|---------|--------|---------|----|---------|----|---------|------------------|----------|--|--|--|--|--|--|--|--|--|--|--|--|----------------|-----|--------|----|--------|----|--------|---|--------|----|--------|-----|--------|------------------|-----|-------|----|-------|----|-------|----|-------|---|-------|----|--------------------|
| | Average 1935-39 | | Average 1945-49 | | 1953 | | 1954 | | 1955 ² | | 1956 ² | | | | | | | | | | | | | | | | | | | | | | | | | | | | | | | | | | | | | | | | | | | | | | | | | | | | | | | | | | | | | | | | | | | | | | | | | | | | | | | | | | | | | | | | | | | | | | | | | | | | | | | | | | | | | | | | | | | | | | | | | | | | | | | | | | | | | | | | | | | | | | | | | | | | | | | | | | | | | | | | | | | | | | | | | | | | | | | | | | | | | | | | | | | | | | | | | | | | | | | | | | | | | | | | | | | | | | | | | | | | | | | | | | | | | | | | | | | | | | | | | | | | | | | | | | | | | | | | | | | | | | | | | | | | | | | | | | | | | | | | | | | | | | | | | | | | | | | | | | | | | | | | | | | | | | | | | | | | | | | | | | | | | | | | | | | | | | | | | | | | | | | | | | | | | | | | | | | | | | | | | | | | | | | | | | | | | | | | | | | | | | | | | | | | | | | | | | | | | | | | | | | | | | | | | | | | | | | | | | | | | | | | | | | | | | | | | | | | | | | | | | | | | | | | | | | | | | | | | | | | | | | | | | | | | | | | | | | | | | | | | | | | | | | | | | | | | | | | | | | | | | | | | | | | | | | | | | | | | | | | | | | | | | | | | | | | | | | | | | | | | | | | | | | | | | | | | | | | | | | | | | | | | | | | | | | | | |
| | Exports | Imports | Exports | Imports | Exports | Imports | Exports | Imports | Exports | Imports | Exports | Imports | | | | | | | | | | | | | | | | | | | | | | | | | | | | | | | | | | | | | | | | | | | | | | | | | | | | | | | | | | | | | | | | | | | | | | | | | | | | | | | | | | | | | | | | | | | | | | | | | | | | | | | | | | | | | | | | | | | | | | | | | | | | | | | | | | | | | | | | | | | | | | | | | | | | | | | | | | | | | | | | | | | | | | | | | | | | | | | | | | | | | | | | | | | | | | | | | | | | | | | | | | | | | | | | | | | | | | | | | | | | | | | | | | | | | | | | | | | | | | | | | | | | | | | | | | | | | | | | | | | | | | | | | | | | | | | | | | | | | | | | | | | | | | | | | | | | | | | | | | | | | | | | | | | | | | | | | | | | | | | | | | | | | | | | | | | | | | | | | | | | | | | | | | | | | | | | | | | | | | | | | | | | | | | | | | | | | | | | | | | | | | | | | | | | | | | | | | | | | | | | | | | | | | | | | | | | | | | | | | | | | | | | | | | | | | | | | | | | | | | | | | | | | | | | | | | | | | | | | | | | | | | | | | | | | | | | | | | | | | | | | | | | | | | | | | | | | | | | | | | | | | | | | | | | | | | | | | | | | | | | | | | | | | | | | | | | | | | | | | | | | | | | | | | | | | | | | | | | | | | | | | | | | | | | | | | | |
| | 1,000 pounds | 1,000 pounds | 1,000 pounds | 1,000 pounds | 1,000 pounds | 1,000 pounds | 1,000 pounds | 1,000 pounds | 1,000 pounds | 1,000 pounds | 1,000 pounds | 1,000 pounds | | | | | | | | | | | | | | | | | | | | | | | | | | | | | | | | | | | | | | | | | | | | | | | | | | | | | | | | | | | | | | | | | | | | | | | | | | | | | | | | | | | | | | | | | | | | | | | | | | | | | | | | | | | | | | | | | | | | | | | | | | | | | | | | | | | | | | | | | | | | | | | | | | | | | | | | | | | | | | | | | | | | | | | | | | | | | | | | | | | | | | | | | | | | | | | | | | | | | | | | | | | | | | | | | | | | | | | | | | | | | | | | | | | | | | | | | | | | | | | | | | | | | | | | | | | | | | | | | | | | | | | | | | | | | | | | | | | | | | | | | | | | | | | | | | | | | | | | | | | | | | | | | | | | | | | | | | | | | | | | | | | | | | | | | | | | | | | | | | | | | | | | | | | | | | | | | | | | | | | | | | | | | | | | | | | | | | | | | | | | | | | | | | | | | | | | | | | | | | | | | | | | | | | | | | | | | | | | | | | | | | | | | | | | | | | | | | | | | | | | | | | | | | | | | | | | | | | | | | | | | | | | | | | | | | | | | | | | | | | | | | | | | | | | | | | | | | | | | | | | | | | | | | | | | | | | | | | | | | | | | | | | | | | | | | | | | | | | | | | | | | | | | | | | | | | | | | | | | | | | | | | | | | | | | | | | |
| North and Central America: | | | | | | | | | | | | | United States..... | 420,797 | 71,274 | 513,548 | 84,139 | 518,665 | 105,433 | 453,572 | 106,446 | 140,276 | 111,260 | 510,358 | 120,858 | Canada..... | 16,492 | 4,317 | 17,052 | 1,626 | 28,489 | 1,497 | 32,030 | 1,414 | 48,380 | 1,696 | 30,217 | 1,665 | Cuba..... | 27,712 | -- | 32,649 | -- | 36,177 | -- | 42,365 | -- | 47,727 | -- | 46,927 | -- | Dominican Republic..... | 13,652 | -- | 38,524 | ³ 122 | 20,851 | -- | 27,187 | 432 | 28,855 | 450 | ⁴ 29,300 | -- | South America: | | | | | | | | | | | | | Colombia..... | 6,472 | ³ 138 | 6,261 | 350 | 11,081 | ⁵ | 11,391 | 21 | 10,023 | 20 | 11,429 | 8 | Brazil..... | 71,073 | 772 | 76,670 | 408 | 52,632 | 156 | 61,872 | 111 | 60,460 | 51 | 67,002 | 156 | Paraguay..... | 7,747 | 202 | 10,676 | -- | 11,033 | -- | 4,479 | -- | ⁴ 5,000 | -- | ⁴ 5,000 | -- | Uruguay..... | -- | 3,051 | -- | 6,103 | -- | 8,811 | -- | 9,288 | -- | 7,100 | ⁴ 7,150 | -- | Argentina..... | 180 | 16,878 | 4,042 | 18,322 | 992 | -- | 2,694 | 331 | 1,186 | 260 | 1,474 | 220 | Europe: | | | | | | | | | | | | | Sweden..... | 153 | 14,829 | ³ 1,194 | 15,962 | 13 | 21,508 | -- | 19,919 | ⁵ 101 | 16,632 | ⁵ 272 | 19,008 | Norway..... | -- | 6,602 | -- | 8,809 | -- | 9,208 | -- | 9,326 | ⁵ 2 | 9,532 | ⁵ 180 | 9,500 | Denmark..... | 490 | 20,706 | ³ 695 | 18,893 | 153 | 20,880 | 46 | 24,048 | 32 | 21,340 | 19 | 26,702 | United Kingdom..... | ⁵ 5,996 | 269,262 | ⁵ ³ 4,699 | 335,848 | ⁵ 472 | 315,735 | ⁵ 3,762 | 311,654 | ⁵ 3,943 | 343,823 | ⁵ 4,562 | 318,395 | Ireland..... | ⁵ ⁶ 394 | ³ 12,292 | -- | 16,090 | ⁵ ⁶ 1,762 | 17,253 | ⁵ ⁶ 1,897 | 13,779 | ⁵ ⁶ 1,407 | 14,860 | ⁵ ⁶ 1,322 | 9,688 | Netherlands..... | ⁵ ³ 2,249 | 67,349 | ⁵ ³ 2,080 | 46,721 | ⁵ 9,846 | 72,311 | ⁵ 10,159 | 87,994 | ⁵ 11,709 | 63,903 | ⁵ 9,621 | 71,123 | Belgium..... | ⁵ 413 | 39,900 | ⁵ 3 | 485 | ⁵ 481 | 47,280 | ⁵ 395 | 47,049 | ⁵ 532 | 48,359 | ⁵ 728 | 50,025 | France..... | ³ 686 | ³ 58,716 | 577 | 64,001 | 3,187 | 62,165 | 1,205 | 98,341 | 2,616 | 85,758 | 1,764 | 76,480 | Germany..... | ³ 19 | ³ 204,644 | -- | 26,460 | 591 | 123,999 | 698 | 133,666 | 1,250 | 149,242 | 1,770 | 155,238 | Austria..... | ³ 1,424 | ³ 16,954 | -- | 13,542 | 1,075 | 22,761 | 1,675 | 16,713 | 2,605 | 20,700 | 2,201 | 30,881 | Switzerland..... | -- | 15,795 | -- | 20,424 | -- | 25,540 | -- | 25,629 | -- | 26,867 | -- | 26,806 | Finland..... | -- | ³ 7,754 | -- | 6,707 | -- | 10,432 | -- | 11,290 | -- | 11,275 | -- | 11,750 | Spain..... | -- | 30,979 | -- | 38,746 | -- | 50,164 | -- | 35,629 | -- | 50,387 | -- | ⁴ 52,700 | Portugal..... | -- | 6,381 | -- | 10,024 | -- | 10,760 | 7 | 11,079 | 37 | 11,572 | (⁸) | 11,867 | Italy..... | 12,927 | 5,253 | ³ 4,515 | ³ 16,578 | 27,398 | 8,180 | 27,917 | 14,340 | 25,164 | 23,696 | 26,871 | 15,668 | Yugoslavia..... | 10,362 | -- | 17,867 | -- | 13,540 | 1,555 | 15,439 | 72 | 32,386 | 2,070 | 41,226 | -- | Greece..... | 97,657 | 20 | ³ 39,856 | -- | 107,933 | -- | 115,620 | -- | 120,962 | -- | 110,450 | -- | Turkey..... | 75,490 | 152 | 105,371 | -- | 158,067 | -- | 142,022 | -- | 132,298 | -- | 129,546 | -- | Asia: | | | | | | | | | | | | | India..... | 43,500 | 4,791 | 61,615 | 11,262 | 71,055 | 2,551 | 74,121 | 3,085 | 90,323 | 3,717 | ⁴ 99,000 | ⁴ 3,000 | Thailand (Siam)..... | 13 | 3,405 | -- | 1,745 | -- | 7,018 | 18 | 5,052 | 1,205 | 7,762 | 10,159 | 9,105 | Indochina..... | ³ 216 | 2,718 | -- | ³ 4,937 | -- | (⁸) | -- | ⁹ 12,972 | -- | (⁸) | -- | (⁸) | Indonesia..... | 101,176 | 2,765 | ³ 5,970 | ³ 4,797 | 31,934 | 16,182 | 42,974 | 12,560 | 28,043 | 16,814 | ⁴ 26,050 | ⁴ 31,690 | Philippine Republic..... | 37,357 | 1,075 | ³ 7,817 | ³ 277 | 26,315 | 25,469 | 21,965 | 14,548 | 15,931 | 24,722 | 23,416 | 8,834 | Hong Kong..... | (⁸) | 10,450 | ⁵ 1,180 | 7,230 | ⁵ 2,977 | 8,321 | ⁵ 3,007 | 8,155 | ⁵ 1,904 | 6,838 | ⁵ 1,348 | 7,974 | Japan..... | 8,700 | 9,902 | ³ 450 | -- | 1,165 | 16,197 | 1,311 | 15,977 | 1,866 | 23,088 | 1,112 | 12,574 | Africa: | | | | | | | | | | | | | Algeria..... | 24,979 | 7,482 | 14,637 | 6,517 | 27,605 | 9,950 | 33,808 | 11,348 | 33,046 | 10,702 | ⁴ 30,900 | ⁴ 10,980 | Egypt..... | -- | 13,014 | -- | 26,418 | -- | 24,241 | -- | 24,745 | -- | 24,315 | -- | 25,882 | Federation of Rhodesia and Nyasaland..... | 33,405 | 327 | 77,912 | ³ 1,307 | 113,860 | 10,240 | 132,485 | 32 | 124,171 | 12 | 165,354 | (⁸) | Oceania: | | | | | | | | | | | | | Australia..... | 114 | 23,153 | 79 | 25,892 | -- | 35,520 | 3 | 38,758 | 94 | 51,709 | 249 | 36,516 | New Zealand..... | 113 | 3,027 | -- | 5,738 | -- | 5,140 | -- | 7,339 | 8 | 7,636 | -- | ⁴ 7,200 |
| United States..... | 420,797 | 71,274 | 513,548 | 84,139 | 518,665 | 105,433 | 453,572 | 106,446 | 140,276 | 111,260 | 510,358 | 120,858 | | | | | | | | | | | | | | | | | | | | | | | | | | | | | | | | | | | | | | | | | | | | | | | | | | | | | | | | | | | | | | | | | | | | | | | | | | | | | | | | | | | | | | | | | | | | | | | | | | | | | | | | | | | | | | | | | | | | | | | | | | | | | | | | | | | | | | | | | | | | | | | | | | | | | | | | | | | | | | | | | | | | | | | | | | | | | | | | | | | | | | | | | | | | | | | | | | | | | | | | | | | | | | | | | | | | | | | | | | | | | | | | | | | | | | | | | | | | | | | | | | | | | | | | | | | | | | | | | | | | | | | | | | | | | | | | | | | | | | | | | | | | | | | | | | | | | | | | | | | | | | | | | | | | | | | | | | | | | | | | | | | | | | | | | | | | | | | | | | | | | | | | | | | | | | | | | | | | | | | | | | | | | | | | | | | | | | | | | | | | | | | | | | | | | | | | | | | | | | | | | | | | | | | | | | | | | | | | | | | | | | | | | | | | | | | | | | | | | | | | | | | | | | | | | | | | | | | | | | | | | | | | | | | | | | | | | | | | | | | | | | | | | | | | | | | | | | | | | | | | | | | | | | | | | | | | | | | | | | | | | | | | | | | | | | | | | | | | | | | | | | | | | | | | | | | | | | | | | | | | | | | | | | | | | | | | |
| Canada..... | 16,492 | 4,317 | 17,052 | 1,626 | 28,489 | 1,497 | 32,030 | 1,414 | 48,380 | 1,696 | 30,217 | 1,665 | | | | | | | | | | | | | | | | | | | | | | | | | | | | | | | | | | | | | | | | | | | | | | | | | | | | | | | | | | | | | | | | | | | | | | | | | | | | | | | | | | | | | | | | | | | | | | | | | | | | | | | | | | | | | | | | | | | | | | | | | | | | | | | | | | | | | | | | | | | | | | | | | | | | | | | | | | | | | | | | | | | | | | | | | | | | | | | | | | | | | | | | | | | | | | | | | | | | | | | | | | | | | | | | | | | | | | | | | | | | | | | | | | | | | | | | | | | | | | | | | | | | | | | | | | | | | | | | | | | | | | | | | | | | | | | | | | | | | | | | | | | | | | | | | | | | | | | | | | | | | | | | | | | | | | | | | | | | | | | | | | | | | | | | | | | | | | | | | | | | | | | | | | | | | | | | | | | | | | | | | | | | | | | | | | | | | | | | | | | | | | | | | | | | | | | | | | | | | | | | | | | | | | | | | | | | | | | | | | | | | | | | | | | | | | | | | | | | | | | | | | | | | | | | | | | | | | | | | | | | | | | | | | | | | | | | | | | | | | | | | | | | | | | | | | | | | | | | | | | | | | | | | | | | | | | | | | | | | | | | | | | | | | | | | | | | | | | | | | | | | | | | | | | | | | | | | | | | | | | | | | | | | | | | | | | | |
| Cuba..... | 27,712 | -- | 32,649 | -- | 36,177 | -- | 42,365 | -- | 47,727 | -- | 46,927 | -- | | | | | | | | | | | | | | | | | | | | | | | | | | | | | | | | | | | | | | | | | | | | | | | | | | | | | | | | | | | | | | | | | | | | | | | | | | | | | | | | | | | | | | | | | | | | | | | | | | | | | | | | | | | | | | | | | | | | | | | | | | | | | | | | | | | | | | | | | | | | | | | | | | | | | | | | | | | | | | | | | | | | | | | | | | | | | | | | | | | | | | | | | | | | | | | | | | | | | | | | | | | | | | | | | | | | | | | | | | | | | | | | | | | | | | | | | | | | | | | | | | | | | | | | | | | | | | | | | | | | | | | | | | | | | | | | | | | | | | | | | | | | | | | | | | | | | | | | | | | | | | | | | | | | | | | | | | | | | | | | | | | | | | | | | | | | | | | | | | | | | | | | | | | | | | | | | | | | | | | | | | | | | | | | | | | | | | | | | | | | | | | | | | | | | | | | | | | | | | | | | | | | | | | | | | | | | | | | | | | | | | | | | | | | | | | | | | | | | | | | | | | | | | | | | | | | | | | | | | | | | | | | | | | | | | | | | | | | | | | | | | | | | | | | | | | | | | | | | | | | | | | | | | | | | | | | | | | | | | | | | | | | | | | | | | | | | | | | | | | | | | | | | | | | | | | | | | | | | | | | | | | | | | | | | | | | |
| Dominican Republic..... | 13,652 | -- | 38,524 | ³ 122 | 20,851 | -- | 27,187 | 432 | 28,855 | 450 | ⁴ 29,300 | -- | | | | | | | | | | | | | | | | | | | | | | | | | | | | | | | | | | | | | | | | | | | | | | | | | | | | | | | | | | | | | | | | | | | | | | | | | | | | | | | | | | | | | | | | | | | | | | | | | | | | | | | | | | | | | | | | | | | | | | | | | | | | | | | | | | | | | | | | | | | | | | | | | | | | | | | | | | | | | | | | | | | | | | | | | | | | | | | | | | | | | | | | | | | | | | | | | | | | | | | | | | | | | | | | | | | | | | | | | | | | | | | | | | | | | | | | | | | | | | | | | | | | | | | | | | | | | | | | | | | | | | | | | | | | | | | | | | | | | | | | | | | | | | | | | | | | | | | | | | | | | | | | | | | | | | | | | | | | | | | | | | | | | | | | | | | | | | | | | | | | | | | | | | | | | | | | | | | | | | | | | | | | | | | | | | | | | | | | | | | | | | | | | | | | | | | | | | | | | | | | | | | | | | | | | | | | | | | | | | | | | | | | | | | | | | | | | | | | | | | | | | | | | | | | | | | | | | | | | | | | | | | | | | | | | | | | | | | | | | | | | | | | | | | | | | | | | | | | | | | | | | | | | | | | | | | | | | | | | | | | | | | | | | | | | | | | | | | | | | | | | | | | | | | | | | | | | | | | | | | | | | | | | | | | | | | | |
| South America: | | | | | | | | | | | | | Colombia..... | 6,472 | ³ 138 | 6,261 | 350 | 11,081 | ⁵ | 11,391 | 21 | 10,023 | 20 | 11,429 | 8 | Brazil..... | 71,073 | 772 | 76,670 | 408 | 52,632 | 156 | 61,872 | 111 | 60,460 | 51 | 67,002 | 156 | Paraguay..... | 7,747 | 202 | 10,676 | -- | 11,033 | -- | 4,479 | -- | ⁴ 5,000 | -- | ⁴ 5,000 | -- | Uruguay..... | -- | 3,051 | -- | 6,103 | -- | 8,811 | -- | 9,288 | -- | 7,100 | ⁴ 7,150 | -- | Argentina..... | 180 | 16,878 | 4,042 | 18,322 | 992 | -- | 2,694 | 331 | 1,186 | 260 | 1,474 | 220 | Europe: | | | | | | | | | | | | | Sweden..... | 153 | 14,829 | ³ 1,194 | 15,962 | 13 | 21,508 | -- | 19,919 | ⁵ 101 | 16,632 | ⁵ 272 | 19,008 | Norway..... | -- | 6,602 | -- | 8,809 | -- | 9,208 | -- | 9,326 | ⁵ 2 | 9,532 | ⁵ 180 | 9,500 | Denmark..... | 490 | 20,706 | ³ 695 | 18,893 | 153 | 20,880 | 46 | 24,048 | 32 | 21,340 | 19 | 26,702 | United Kingdom..... | ⁵ 5,996 | 269,262 | ⁵ ³ 4,699 | 335,848 | ⁵ 472 | 315,735 | ⁵ 3,762 | 311,654 | ⁵ 3,943 | 343,823 | ⁵ 4,562 | 318,395 | Ireland..... | ⁵ ⁶ 394 | ³ 12,292 | -- | 16,090 | ⁵ ⁶ 1,762 | 17,253 | ⁵ ⁶ 1,897 | 13,779 | ⁵ ⁶ 1,407 | 14,860 | ⁵ ⁶ 1,322 | 9,688 | Netherlands..... | ⁵ ³ 2,249 | 67,349 | ⁵ ³ 2,080 | 46,721 | ⁵ 9,846 | 72,311 | ⁵ 10,159 | 87,994 | ⁵ 11,709 | 63,903 | ⁵ 9,621 | 71,123 | Belgium..... | ⁵ 413 | 39,900 | ⁵ 3 | 485 | ⁵ 481 | 47,280 | ⁵ 395 | 47,049 | ⁵ 532 | 48,359 | ⁵ 728 | 50,025 | France..... | ³ 686 | ³ 58,716 | 577 | 64,001 | 3,187 | 62,165 | 1,205 | 98,341 | 2,616 | 85,758 | 1,764 | 76,480 | Germany..... | ³ 19 | ³ 204,644 | -- | 26,460 | 591 | 123,999 | 698 | 133,666 | 1,250 | 149,242 | 1,770 | 155,238 | Austria..... | ³ 1,424 | ³ 16,954 | -- | 13,542 | 1,075 | 22,761 | 1,675 | 16,713 | 2,605 | 20,700 | 2,201 | 30,881 | Switzerland..... | -- | 15,795 | -- | 20,424 | -- | 25,540 | -- | 25,629 | -- | 26,867 | -- | 26,806 | Finland..... | -- | ³ 7,754 | -- | 6,707 | -- | 10,432 | -- | 11,290 | -- | 11,275 | -- | 11,750 | Spain..... | -- | 30,979 | -- | 38,746 | -- | 50,164 | -- | 35,629 | -- | 50,387 | -- | ⁴ 52,700 | Portugal..... | -- | 6,381 | -- | 10,024 | -- | 10,760 | 7 | 11,079 | 37 | 11,572 | (⁸) | 11,867 | Italy..... | 12,927 | 5,253 | ³ 4,515 | ³ 16,578 | 27,398 | 8,180 | 27,917 | 14,340 | 25,164 | 23,696 | 26,871 | 15,668 | Yugoslavia..... | 10,362 | -- | 17,867 | -- | 13,540 | 1,555 | 15,439 | 72 | 32,386 | 2,070 | 41,226 | -- | Greece..... | 97,657 | 20 | ³ 39,856 | -- | 107,933 | -- | 115,620 | -- | 120,962 | -- | 110,450 | -- | Turkey..... | 75,490 | 152 | 105,371 | -- | 158,067 | -- | 142,022 | -- | 132,298 | -- | 129,546 | -- | Asia: | | | | | | | | | | | | | India..... | 43,500 | 4,791 | 61,615 | 11,262 | 71,055 | 2,551 | 74,121 | 3,085 | 90,323 | 3,717 | ⁴ 99,000 | ⁴ 3,000 | Thailand (Siam)..... | 13 | 3,405 | -- | 1,745 | -- | 7,018 | 18 | 5,052 | 1,205 | 7,762 | 10,159 | 9,105 | Indochina..... | ³ 216 | 2,718 | -- | ³ 4,937 | -- | (⁸) | -- | ⁹ 12,972 | -- | (⁸) | -- | (⁸) | Indonesia..... | 101,176 | 2,765 | ³ 5,970 | ³ 4,797 | 31,934 | 16,182 | 42,974 | 12,560 | 28,043 | 16,814 | ⁴ 26,050 | ⁴ 31,690 | Philippine Republic..... | 37,357 | 1,075 | ³ 7,817 | ³ 277 | 26,315 | 25,469 | 21,965 | 14,548 | 15,931 | 24,722 | 23,416 | 8,834 | Hong Kong..... | (⁸) | 10,450 | ⁵ 1,180 | 7,230 | ⁵ 2,977 | 8,321 | ⁵ 3,007 | 8,155 | ⁵ 1,904 | 6,838 | ⁵ 1,348 | 7,974 | Japan..... | 8,700 | 9,902 | ³ 450 | -- | 1,165 | 16,197 | 1,311 | 15,977 | 1,866 | 23,088 | 1,112 | 12,574 | Africa: | | | | | | | | | | | | | Algeria..... | 24,979 | 7,482 | 14,637 | 6,517 | 27,605 | 9,950 | 33,808 | 11,348 | 33,046 | 10,702 | ⁴ 30,900 | ⁴ 10,980 | Egypt..... | -- | 13,014 | -- | 26,418 | -- | 24,241 | -- | 24,745 | -- | 24,315 | -- | 25,882 | Federation of Rhodesia and Nyasaland..... | 33,405 | 327 | 77,912 | ³ 1,307 | 113,860 | 10,240 | 132,485 | 32 | 124,171 | 12 | 165,354 | (⁸) | Oceania: | | | | | | | | | | | | | Australia..... | 114 | 23,153 | 79 | 25,892 | -- | 35,520 | 3 | 38,758 | 94 | 51,709 | 249 | 36,516 | New Zealand..... | 113 | 3,027 | -- | 5,738 | -- | 5,140 | -- | 7,339 | 8 | 7,636 | -- | ⁴ 7,200 | | | | | | | | | | | | | | | | | | | | | | | | | | | | | | | | | | | | | | | | | | | | | | | | | | | | | | | | | | | | | | | | | |
| Colombia..... | 6,472 | ³ 138 | 6,261 | 350 | 11,081 | ⁵ | 11,391 | 21 | 10,023 | 20 | 11,429 | 8 | | | | | | | | | | | | | | | | | | | | | | | | | | | | | | | | | | | | | | | | | | | | | | | | | | | | | | | | | | | | | | | | | | | | | | | | | | | | | | | | | | | | | | | | | | | | | | | | | | | | | | | | | | | | | | | | | | | | | | | | | | | | | | | | | | | | | | | | | | | | | | | | | | | | | | | | | | | | | | | | | | | | | | | | | | | | | | | | | | | | | | | | | | | | | | | | | | | | | | | | | | | | | | | | | | | | | | | | | | | | | | | | | | | | | | | | | | | | | | | | | | | | | | | | | | | | | | | | | | | | | | | | | | | | | | | | | | | | | | | | | | | | | | | | | | | | | | | | | | | | | | | | | | | | | | | | | | | | | | | | | | | | | | | | | | | | | | | | | | | | | | | | | | | | | | | | | | | | | | | | | | | | | | | | | | | | | | | | | | | | | | | | | | | | | | | | | | | | | | | | | | | | | | | | | | | | | | | | | | | | | | | | | | | | | | | | | | | | | | | | | | | | | | | | | | | | | | | | | | | | | | | | | | | | | | | | | | | | | | | | | | | | | | | | | | | | | | | | | | | | | | | | | | | | | | | | | | | | | | | | | | | | | | | | | | | | | | | | | | | | | | | | | | | | | | | | | | | | | | | | | | | | | | | | | | | | |
| Brazil..... | 71,073 | 772 | 76,670 | 408 | 52,632 | 156 | 61,872 | 111 | 60,460 | 51 | 67,002 | 156 | | | | | | | | | | | | | | | | | | | | | | | | | | | | | | | | | | | | | | | | | | | | | | | | | | | | | | | | | | | | | | | | | | | | | | | | | | | | | | | | | | | | | | | | | | | | | | | | | | | | | | | | | | | | | | | | | | | | | | | | | | | | | | | | | | | | | | | | | | | | | | | | | | | | | | | | | | | | | | | | | | | | | | | | | | | | | | | | | | | | | | | | | | | | | | | | | | | | | | | | | | | | | | | | | | | | | | | | | | | | | | | | | | | | | | | | | | | | | | | | | | | | | | | | | | | | | | | | | | | | | | | | | | | | | | | | | | | | | | | | | | | | | | | | | | | | | | | | | | | | | | | | | | | | | | | | | | | | | | | | | | | | | | | | | | | | | | | | | | | | | | | | | | | | | | | | | | | | | | | | | | | | | | | | | | | | | | | | | | | | | | | | | | | | | | | | | | | | | | | | | | | | | | | | | | | | | | | | | | | | | | | | | | | | | | | | | | | | | | | | | | | | | | | | | | | | | | | | | | | | | | | | | | | | | | | | | | | | | | | | | | | | | | | | | | | | | | | | | | | | | | | | | | | | | | | | | | | | | | | | | | | | | | | | | | | | | | | | | | | | | | | | | | | | | | | | | | | | | | | | | | | | | | | | | | | | |
| Paraguay..... | 7,747 | 202 | 10,676 | -- | 11,033 | -- | 4,479 | -- | ⁴ 5,000 | -- | ⁴ 5,000 | -- | | | | | | | | | | | | | | | | | | | | | | | | | | | | | | | | | | | | | | | | | | | | | | | | | | | | | | | | | | | | | | | | | | | | | | | | | | | | | | | | | | | | | | | | | | | | | | | | | | | | | | | | | | | | | | | | | | | | | | | | | | | | | | | | | | | | | | | | | | | | | | | | | | | | | | | | | | | | | | | | | | | | | | | | | | | | | | | | | | | | | | | | | | | | | | | | | | | | | | | | | | | | | | | | | | | | | | | | | | | | | | | | | | | | | | | | | | | | | | | | | | | | | | | | | | | | | | | | | | | | | | | | | | | | | | | | | | | | | | | | | | | | | | | | | | | | | | | | | | | | | | | | | | | | | | | | | | | | | | | | | | | | | | | | | | | | | | | | | | | | | | | | | | | | | | | | | | | | | | | | | | | | | | | | | | | | | | | | | | | | | | | | | | | | | | | | | | | | | | | | | | | | | | | | | | | | | | | | | | | | | | | | | | | | | | | | | | | | | | | | | | | | | | | | | | | | | | | | | | | | | | | | | | | | | | | | | | | | | | | | | | | | | | | | | | | | | | | | | | | | | | | | | | | | | | | | | | | | | | | | | | | | | | | | | | | | | | | | | | | | | | | | | | | | | | | | | | | | | | | | | | | | | | | | | | | | |
| Uruguay..... | -- | 3,051 | -- | 6,103 | -- | 8,811 | -- | 9,288 | -- | 7,100 | ⁴ 7,150 | -- | | | | | | | | | | | | | | | | | | | | | | | | | | | | | | | | | | | | | | | | | | | | | | | | | | | | | | | | | | | | | | | | | | | | | | | | | | | | | | | | | | | | | | | | | | | | | | | | | | | | | | | | | | | | | | | | | | | | | | | | | | | | | | | | | | | | | | | | | | | | | | | | | | | | | | | | | | | | | | | | | | | | | | | | | | | | | | | | | | | | | | | | | | | | | | | | | | | | | | | | | | | | | | | | | | | | | | | | | | | | | | | | | | | | | | | | | | | | | | | | | | | | | | | | | | | | | | | | | | | | | | | | | | | | | | | | | | | | | | | | | | | | | | | | | | | | | | | | | | | | | | | | | | | | | | | | | | | | | | | | | | | | | | | | | | | | | | | | | | | | | | | | | | | | | | | | | | | | | | | | | | | | | | | | | | | | | | | | | | | | | | | | | | | | | | | | | | | | | | | | | | | | | | | | | | | | | | | | | | | | | | | | | | | | | | | | | | | | | | | | | | | | | | | | | | | | | | | | | | | | | | | | | | | | | | | | | | | | | | | | | | | | | | | | | | | | | | | | | | | | | | | | | | | | | | | | | | | | | | | | | | | | | | | | | | | | | | | | | | | | | | | | | | | | | | | | | | | | | | | | | | | | | | | | | | | | |
| Argentina..... | 180 | 16,878 | 4,042 | 18,322 | 992 | -- | 2,694 | 331 | 1,186 | 260 | 1,474 | 220 | | | | | | | | | | | | | | | | | | | | | | | | | | | | | | | | | | | | | | | | | | | | | | | | | | | | | | | | | | | | | | | | | | | | | | | | | | | | | | | | | | | | | | | | | | | | | | | | | | | | | | | | | | | | | | | | | | | | | | | | | | | | | | | | | | | | | | | | | | | | | | | | | | | | | | | | | | | | | | | | | | | | | | | | | | | | | | | | | | | | | | | | | | | | | | | | | | | | | | | | | | | | | | | | | | | | | | | | | | | | | | | | | | | | | | | | | | | | | | | | | | | | | | | | | | | | | | | | | | | | | | | | | | | | | | | | | | | | | | | | | | | | | | | | | | | | | | | | | | | | | | | | | | | | | | | | | | | | | | | | | | | | | | | | | | | | | | | | | | | | | | | | | | | | | | | | | | | | | | | | | | | | | | | | | | | | | | | | | | | | | | | | | | | | | | | | | | | | | | | | | | | | | | | | | | | | | | | | | | | | | | | | | | | | | | | | | | | | | | | | | | | | | | | | | | | | | | | | | | | | | | | | | | | | | | | | | | | | | | | | | | | | | | | | | | | | | | | | | | | | | | | | | | | | | | | | | | | | | | | | | | | | | | | | | | | | | | | | | | | | | | | | | | | | | | | | | | | | | | | | | | | | | | | | | | | | |
| Europe: | | | | | | | | | | | | | Sweden..... | 153 | 14,829 | ³ 1,194 | 15,962 | 13 | 21,508 | -- | 19,919 | ⁵ 101 | 16,632 | ⁵ 272 | 19,008 | Norway..... | -- | 6,602 | -- | 8,809 | -- | 9,208 | -- | 9,326 | ⁵ 2 | 9,532 | ⁵ 180 | 9,500 | Denmark..... | 490 | 20,706 | ³ 695 | 18,893 | 153 | 20,880 | 46 | 24,048 | 32 | 21,340 | 19 | 26,702 | United Kingdom..... | ⁵ 5,996 | 269,262 | ⁵ ³ 4,699 | 335,848 | ⁵ 472 | 315,735 | ⁵ 3,762 | 311,654 | ⁵ 3,943 | 343,823 | ⁵ 4,562 | 318,395 | Ireland..... | ⁵ ⁶ 394 | ³ 12,292 | -- | 16,090 | ⁵ ⁶ 1,762 | 17,253 | ⁵ ⁶ 1,897 | 13,779 | ⁵ ⁶ 1,407 | 14,860 | ⁵ ⁶ 1,322 | 9,688 | Netherlands..... | ⁵ ³ 2,249 | 67,349 | ⁵ ³ 2,080 | 46,721 | ⁵ 9,846 | 72,311 | ⁵ 10,159 | 87,994 | ⁵ 11,709 | 63,903 | ⁵ 9,621 | 71,123 | Belgium..... | ⁵ 413 | 39,900 | ⁵ 3 | 485 | ⁵ 481 | 47,280 | ⁵ 395 | 47,049 | ⁵ 532 | 48,359 | ⁵ 728 | 50,025 | France..... | ³ 686 | ³ 58,716 | 577 | 64,001 | 3,187 | 62,165 | 1,205 | 98,341 | 2,616 | 85,758 | 1,764 | 76,480 | Germany..... | ³ 19 | ³ 204,644 | -- | 26,460 | 591 | 123,999 | 698 | 133,666 | 1,250 | 149,242 | 1,770 | 155,238 | Austria..... | ³ 1,424 | ³ 16,954 | -- | 13,542 | 1,075 | 22,761 | 1,675 | 16,713 | 2,605 | 20,700 | 2,201 | 30,881 | Switzerland..... | -- | 15,795 | -- | 20,424 | -- | 25,540 | -- | 25,629 | -- | 26,867 | -- | 26,806 | Finland..... | -- | ³ 7,754 | -- | 6,707 | -- | 10,432 | -- | 11,290 | -- | 11,275 | -- | 11,750 | Spain..... | -- | 30,979 | -- | 38,746 | -- | 50,164 | -- | 35,629 | -- | 50,387 | -- | ⁴ 52,700 | Portugal..... | -- | 6,381 | -- | 10,024 | -- | 10,760 | 7 | 11,079 | 37 | 11,572 | (⁸) | 11,867 | Italy..... | 12,927 | 5,253 | ³ 4,515 | ³ 16,578 | 27,398 | 8,180 | 27,917 | 14,340 | 25,164 | 23,696 | 26,871 | 15,668 | Yugoslavia..... | 10,362 | -- | 17,867 | -- | 13,540 | 1,555 | 15,439 | 72 | 32,386 | 2,070 | 41,226 | -- | Greece..... | 97,657 | 20 | ³ 39,856 | -- | 107,933 | -- | 115,620 | -- | 120,962 | -- | 110,450 | -- | Turkey..... | 75,490 | 152 | 105,371 | -- | 158,067 | -- | 142,022 | -- | 132,298 | -- | 129,546 | -- | Asia: | | | | | | | | | | | | | India..... | 43,500 | 4,791 | 61,615 | 11,262 | 71,055 | 2,551 | 74,121 | 3,085 | 90,323 | 3,717 | ⁴ 99,000 | ⁴ 3,000 | Thailand (Siam)..... | 13 | 3,405 | -- | 1,745 | -- | 7,018 | 18 | 5,052 | 1,205 | 7,762 | 10,159 | 9,105 | Indochina..... | ³ 216 | 2,718 | -- | ³ 4,937 | -- | (⁸) | -- | ⁹ 12,972 | -- | (⁸) | -- | (⁸) | Indonesia..... | 101,176 | 2,765 | ³ 5,970 | ³ 4,797 | 31,934 | 16,182 | 42,974 | 12,560 | 28,043 | 16,814 | ⁴ 26,050 | ⁴ 31,690 | Philippine Republic..... | 37,357 | 1,075 | ³ 7,817 | ³ 277 | 26,315 | 25,469 | 21,965 | 14,548 | 15,931 | 24,722 | 23,416 | 8,834 | Hong Kong..... | (⁸) | 10,450 | ⁵ 1,180 | 7,230 | ⁵ 2,977 | 8,321 | ⁵ 3,007 | 8,155 | ⁵ 1,904 | 6,838 | ⁵ 1,348 | 7,974 | Japan..... | 8,700 | 9,902 | ³ 450 | -- | 1,165 | 16,197 | 1,311 | 15,977 | 1,866 | 23,088 | 1,112 | 12,574 | Africa: | | | | | | | | | | | | | Algeria..... | 24,979 | 7,482 | 14,637 | 6,517 | 27,605 | 9,950 | 33,808 | 11,348 | 33,046 | 10,702 | ⁴ 30,900 | ⁴ 10,980 | Egypt..... | -- | 13,014 | -- | 26,418 | -- | 24,241 | -- | 24,745 | -- | 24,315 | -- | 25,882 | Federation of Rhodesia and Nyasaland..... | 33,405 | 327 | 77,912 | ³ 1,307 | 113,860 | 10,240 | 132,485 | 32 | 124,171 | 12 | 165,354 | (⁸) | Oceania: | | | | | | | | | | | | | Australia..... | 114 | 23,153 | 79 | 25,892 | -- | 35,520 | 3 | 38,758 | 94 | 51,709 | 249 | 36,516 | New Zealand..... | 113 | 3,027 | -- | 5,738 | -- | 5,140 | -- | 7,339 | 8 | 7,636 | -- | ⁴ 7,200 | | | | | | | | | | | | | | | | | | | | | | | | | | | | | | | | | | | | | | | | | | | | | | | | | | | | | | | | | | | | | | | | | | | | | | | | | | | | | | | | | | | | | | | | | | | | | | | | | | | | | | | | | | | | | | | | | | | | | | | | | | | | | | | | | | | | | | | | | | | | | | | |
| Sweden..... | 153 | 14,829 | ³ 1,194 | 15,962 | 13 | 21,508 | -- | 19,919 | ⁵ 101 | 16,632 | ⁵ 272 | 19,008 | | | | | | | | | | | | | | | | | | | | | | | | | | | | | | | | | | | | | | | | | | | | | | | | | | | | | | | | | | | | | | | | | | | | | | | | | | | | | | | | | | | | | | | | | | | | | | | | | | | | | | | | | | | | | | | | | | | | | | | | | | | | | | | | | | | | | | | | | | | | | | | | | | | | | | | | | | | | | | | | | | | | | | | | | | | | | | | | | | | | | | | | | | | | | | | | | | | | | | | | | | | | | | | | | | | | | | | | | | | | | | | | | | | | | | | | | | | | | | | | | | | | | | | | | | | | | | | | | | | | | | | | | | | | | | | | | | | | | | | | | | | | | | | | | | | | | | | | | | | | | | | | | | | | | | | | | | | | | | | | | | | | | | | | | | | | | | | | | | | | | | | | | | | | | | | | | | | | | | | | | | | | | | | | | | | | | | | | | | | | | | | | | | | | | | | | | | | | | | | | | | | | | | | | | | | | | | | | | | | | | | | | | | | | | | | | | | | | | | | | | | | | | | | | | | | | | | | | | | | | | | | | | | | | | | | | | | | | | | | | | | | | | | | | | | | | | | | | | | | | | | | | | | | | | | | | | | | | | | | | | | | | | | | | | | | | | | | | | | | | | | | | | | | | | | | | | | | | | | | | | | | | | | | | | | | | |
| Norway..... | -- | 6,602 | -- | 8,809 | -- | 9,208 | -- | 9,326 | ⁵ 2 | 9,532 | ⁵ 180 | 9,500 | | | | | | | | | | | | | | | | | | | | | | | | | | | | | | | | | | | | | | | | | | | | | | | | | | | | | | | | | | | | | | | | | | | | | | | | | | | | | | | | | | | | | | | | | | | | | | | | | | | | | | | | | | | | | | | | | | | | | | | | | | | | | | | | | | | | | | | | | | | | | | | | | | | | | | | | | | | | | | | | | | | | | | | | | | | | | | | | | | | | | | | | | | | | | | | | | | | | | | | | | | | | | | | | | | | | | | | | | | | | | | | | | | | | | | | | | | | | | | | | | | | | | | | | | | | | | | | | | | | | | | | | | | | | | | | | | | | | | | | | | | | | | | | | | | | | | | | | | | | | | | | | | | | | | | | | | | | | | | | | | | | | | | | | | | | | | | | | | | | | | | | | | | | | | | | | | | | | | | | | | | | | | | | | | | | | | | | | | | | | | | | | | | | | | | | | | | | | | | | | | | | | | | | | | | | | | | | | | | | | | | | | | | | | | | | | | | | | | | | | | | | | | | | | | | | | | | | | | | | | | | | | | | | | | | | | | | | | | | | | | | | | | | | | | | | | | | | | | | | | | | | | | | | | | | | | | | | | | | | | | | | | | | | | | | | | | | | | | | | | | | | | | | | | | | | | | | | | | | | | | | | | | | | | | | | | |
| Denmark..... | 490 | 20,706 | ³ 695 | 18,893 | 153 | 20,880 | 46 | 24,048 | 32 | 21,340 | 19 | 26,702 | | | | | | | | | | | | | | | | | | | | | | | | | | | | | | | | | | | | | | | | | | | | | | | | | | | | | | | | | | | | | | | | | | | | | | | | | | | | | | | | | | | | | | | | | | | | | | | | | | | | | | | | | | | | | | | | | | | | | | | | | | | | | | | | | | | | | | | | | | | | | | | | | | | | | | | | | | | | | | | | | | | | | | | | | | | | | | | | | | | | | | | | | | | | | | | | | | | | | | | | | | | | | | | | | | | | | | | | | | | | | | | | | | | | | | | | | | | | | | | | | | | | | | | | | | | | | | | | | | | | | | | | | | | | | | | | | | | | | | | | | | | | | | | | | | | | | | | | | | | | | | | | | | | | | | | | | | | | | | | | | | | | | | | | | | | | | | | | | | | | | | | | | | | | | | | | | | | | | | | | | | | | | | | | | | | | | | | | | | | | | | | | | | | | | | | | | | | | | | | | | | | | | | | | | | | | | | | | | | | | | | | | | | | | | | | | | | | | | | | | | | | | | | | | | | | | | | | | | | | | | | | | | | | | | | | | | | | | | | | | | | | | | | | | | | | | | | | | | | | | | | | | | | | | | | | | | | | | | | | | | | | | | | | | | | | | | | | | | | | | | | | | | | | | | | | | | | | | | | | | | | | | | | | | | | | | |
| United Kingdom..... | ⁵ 5,996 | 269,262 | ⁵ ³ 4,699 | 335,848 | ⁵ 472 | 315,735 | ⁵ 3,762 | 311,654 | ⁵ 3,943 | 343,823 | ⁵ 4,562 | 318,395 | | | | | | | | | | | | | | | | | | | | | | | | | | | | | | | | | | | | | | | | | | | | | | | | | | | | | | | | | | | | | | | | | | | | | | | | | | | | | | | | | | | | | | | | | | | | | | | | | | | | | | | | | | | | | | | | | | | | | | | | | | | | | | | | | | | | | | | | | | | | | | | | | | | | | | | | | | | | | | | | | | | | | | | | | | | | | | | | | | | | | | | | | | | | | | | | | | | | | | | | | | | | | | | | | | | | | | | | | | | | | | | | | | | | | | | | | | | | | | | | | | | | | | | | | | | | | | | | | | | | | | | | | | | | | | | | | | | | | | | | | | | | | | | | | | | | | | | | | | | | | | | | | | | | | | | | | | | | | | | | | | | | | | | | | | | | | | | | | | | | | | | | | | | | | | | | | | | | | | | | | | | | | | | | | | | | | | | | | | | | | | | | | | | | | | | | | | | | | | | | | | | | | | | | | | | | | | | | | | | | | | | | | | | | | | | | | | | | | | | | | | | | | | | | | | | | | | | | | | | | | | | | | | | | | | | | | | | | | | | | | | | | | | | | | | | | | | | | | | | | | | | | | | | | | | | | | | | | | | | | | | | | | | | | | | | | | | | | | | | | | | | | | | | | | | | | | | | | | | | | | | | | | | | | | | | | |
| Ireland..... | ⁵ ⁶ 394 | ³ 12,292 | -- | 16,090 | ⁵ ⁶ 1,762 | 17,253 | ⁵ ⁶ 1,897 | 13,779 | ⁵ ⁶ 1,407 | 14,860 | ⁵ ⁶ 1,322 | 9,688 | | | | | | | | | | | | | | | | | | | | | | | | | | | | | | | | | | | | | | | | | | | | | | | | | | | | | | | | | | | | | | | | | | | | | | | | | | | | | | | | | | | | | | | | | | | | | | | | | | | | | | | | | | | | | | | | | | | | | | | | | | | | | | | | | | | | | | | | | | | | | | | | | | | | | | | | | | | | | | | | | | | | | | | | | | | | | | | | | | | | | | | | | | | | | | | | | | | | | | | | | | | | | | | | | | | | | | | | | | | | | | | | | | | | | | | | | | | | | | | | | | | | | | | | | | | | | | | | | | | | | | | | | | | | | | | | | | | | | | | | | | | | | | | | | | | | | | | | | | | | | | | | | | | | | | | | | | | | | | | | | | | | | | | | | | | | | | | | | | | | | | | | | | | | | | | | | | | | | | | | | | | | | | | | | | | | | | | | | | | | | | | | | | | | | | | | | | | | | | | | | | | | | | | | | | | | | | | | | | | | | | | | | | | | | | | | | | | | | | | | | | | | | | | | | | | | | | | | | | | | | | | | | | | | | | | | | | | | | | | | | | | | | | | | | | | | | | | | | | | | | | | | | | | | | | | | | | | | | | | | | | | | | | | | | | | | | | | | | | | | | | | | | | | | | | | | | | | | | | | | | | | | | | | | | | | | |
| Netherlands..... | ⁵ ³ 2,249 | 67,349 | ⁵ ³ 2,080 | 46,721 | ⁵ 9,846 | 72,311 | ⁵ 10,159 | 87,994 | ⁵ 11,709 | 63,903 | ⁵ 9,621 | 71,123 | | | | | | | | | | | | | | | | | | | | | | | | | | | | | | | | | | | | | | | | | | | | | | | | | | | | | | | | | | | | | | | | | | | | | | | | | | | | | | | | | | | | | | | | | | | | | | | | | | | | | | | | | | | | | | | | | | | | | | | | | | | | | | | | | | | | | | | | | | | | | | | | | | | | | | | | | | | | | | | | | | | | | | | | | | | | | | | | | | | | | | | | | | | | | | | | | | | | | | | | | | | | | | | | | | | | | | | | | | | | | | | | | | | | | | | | | | | | | | | | | | | | | | | | | | | | | | | | | | | | | | | | | | | | | | | | | | | | | | | | | | | | | | | | | | | | | | | | | | | | | | | | | | | | | | | | | | | | | | | | | | | | | | | | | | | | | | | | | | | | | | | | | | | | | | | | | | | | | | | | | | | | | | | | | | | | | | | | | | | | | | | | | | | | | | | | | | | | | | | | | | | | | | | | | | | | | | | | | | | | | | | | | | | | | | | | | | | | | | | | | | | | | | | | | | | | | | | | | | | | | | | | | | | | | | | | | | | | | | | | | | | | | | | | | | | | | | | | | | | | | | | | | | | | | | | | | | | | | | | | | | | | | | | | | | | | | | | | | | | | | | | | | | | | | | | | | | | | | | | | | | | | | | | | | | | | |
| Belgium..... | ⁵ 413 | 39,900 | ⁵ 3 | 485 | ⁵ 481 | 47,280 | ⁵ 395 | 47,049 | ⁵ 532 | 48,359 | ⁵ 728 | 50,025 | | | | | | | | | | | | | | | | | | | | | | | | | | | | | | | | | | | | | | | | | | | | | | | | | | | | | | | | | | | | | | | | | | | | | | | | | | | | | | | | | | | | | | | | | | | | | | | | | | | | | | | | | | | | | | | | | | | | | | | | | | | | | | | | | | | | | | | | | | | | | | | | | | | | | | | | | | | | | | | | | | | | | | | | | | | | | | | | | | | | | | | | | | | | | | | | | | | | | | | | | | | | | | | | | | | | | | | | | | | | | | | | | | | | | | | | | | | | | | | | | | | | | | | | | | | | | | | | | | | | | | | | | | | | | | | | | | | | | | | | | | | | | | | | | | | | | | | | | | | | | | | | | | | | | | | | | | | | | | | | | | | | | | | | | | | | | | | | | | | | | | | | | | | | | | | | | | | | | | | | | | | | | | | | | | | | | | | | | | | | | | | | | | | | | | | | | | | | | | | | | | | | | | | | | | | | | | | | | | | | | | | | | | | | | | | | | | | | | | | | | | | | | | | | | | | | | | | | | | | | | | | | | | | | | | | | | | | | | | | | | | | | | | | | | | | | | | | | | | | | | | | | | | | | | | | | | | | | | | | | | | | | | | | | | | | | | | | | | | | | | | | | | | | | | | | | | | | | | | | | | | | | | | | | | | | | |
| France..... | ³ 686 | ³ 58,716 | 577 | 64,001 | 3,187 | 62,165 | 1,205 | 98,341 | 2,616 | 85,758 | 1,764 | 76,480 | | | | | | | | | | | | | | | | | | | | | | | | | | | | | | | | | | | | | | | | | | | | | | | | | | | | | | | | | | | | | | | | | | | | | | | | | | | | | | | | | | | | | | | | | | | | | | | | | | | | | | | | | | | | | | | | | | | | | | | | | | | | | | | | | | | | | | | | | | | | | | | | | | | | | | | | | | | | | | | | | | | | | | | | | | | | | | | | | | | | | | | | | | | | | | | | | | | | | | | | | | | | | | | | | | | | | | | | | | | | | | | | | | | | | | | | | | | | | | | | | | | | | | | | | | | | | | | | | | | | | | | | | | | | | | | | | | | | | | | | | | | | | | | | | | | | | | | | | | | | | | | | | | | | | | | | | | | | | | | | | | | | | | | | | | | | | | | | | | | | | | | | | | | | | | | | | | | | | | | | | | | | | | | | | | | | | | | | | | | | | | | | | | | | | | | | | | | | | | | | | | | | | | | | | | | | | | | | | | | | | | | | | | | | | | | | | | | | | | | | | | | | | | | | | | | | | | | | | | | | | | | | | | | | | | | | | | | | | | | | | | | | | | | | | | | | | | | | | | | | | | | | | | | | | | | | | | | | | | | | | | | | | | | | | | | | | | | | | | | | | | | | | | | | | | | | | | | | | | | | | | | | | | | | | | | | |
| Germany..... | ³ 19 | ³ 204,644 | -- | 26,460 | 591 | 123,999 | 698 | 133,666 | 1,250 | 149,242 | 1,770 | 155,238 | | | | | | | | | | | | | | | | | | | | | | | | | | | | | | | | | | | | | | | | | | | | | | | | | | | | | | | | | | | | | | | | | | | | | | | | | | | | | | | | | | | | | | | | | | | | | | | | | | | | | | | | | | | | | | | | | | | | | | | | | | | | | | | | | | | | | | | | | | | | | | | | | | | | | | | | | | | | | | | | | | | | | | | | | | | | | | | | | | | | | | | | | | | | | | | | | | | | | | | | | | | | | | | | | | | | | | | | | | | | | | | | | | | | | | | | | | | | | | | | | | | | | | | | | | | | | | | | | | | | | | | | | | | | | | | | | | | | | | | | | | | | | | | | | | | | | | | | | | | | | | | | | | | | | | | | | | | | | | | | | | | | | | | | | | | | | | | | | | | | | | | | | | | | | | | | | | | | | | | | | | | | | | | | | | | | | | | | | | | | | | | | | | | | | | | | | | | | | | | | | | | | | | | | | | | | | | | | | | | | | | | | | | | | | | | | | | | | | | | | | | | | | | | | | | | | | | | | | | | | | | | | | | | | | | | | | | | | | | | | | | | | | | | | | | | | | | | | | | | | | | | | | | | | | | | | | | | | | | | | | | | | | | | | | | | | | | | | | | | | | | | | | | | | | | | | | | | | | | | | | | | | | | | | | | | | |
| Austria..... | ³ 1,424 | ³ 16,954 | -- | 13,542 | 1,075 | 22,761 | 1,675 | 16,713 | 2,605 | 20,700 | 2,201 | 30,881 | | | | | | | | | | | | | | | | | | | | | | | | | | | | | | | | | | | | | | | | | | | | | | | | | | | | | | | | | | | | | | | | | | | | | | | | | | | | | | | | | | | | | | | | | | | | | | | | | | | | | | | | | | | | | | | | | | | | | | | | | | | | | | | | | | | | | | | | | | | | | | | | | | | | | | | | | | | | | | | | | | | | | | | | | | | | | | | | | | | | | | | | | | | | | | | | | | | | | | | | | | | | | | | | | | | | | | | | | | | | | | | | | | | | | | | | | | | | | | | | | | | | | | | | | | | | | | | | | | | | | | | | | | | | | | | | | | | | | | | | | | | | | | | | | | | | | | | | | | | | | | | | | | | | | | | | | | | | | | | | | | | | | | | | | | | | | | | | | | | | | | | | | | | | | | | | | | | | | | | | | | | | | | | | | | | | | | | | | | | | | | | | | | | | | | | | | | | | | | | | | | | | | | | | | | | | | | | | | | | | | | | | | | | | | | | | | | | | | | | | | | | | | | | | | | | | | | | | | | | | | | | | | | | | | | | | | | | | | | | | | | | | | | | | | | | | | | | | | | | | | | | | | | | | | | | | | | | | | | | | | | | | | | | | | | | | | | | | | | | | | | | | | | | | | | | | | | | | | | | | | | | | | | | | | | | | |
| Switzerland..... | -- | 15,795 | -- | 20,424 | -- | 25,540 | -- | 25,629 | -- | 26,867 | -- | 26,806 | | | | | | | | | | | | | | | | | | | | | | | | | | | | | | | | | | | | | | | | | | | | | | | | | | | | | | | | | | | | | | | | | | | | | | | | | | | | | | | | | | | | | | | | | | | | | | | | | | | | | | | | | | | | | | | | | | | | | | | | | | | | | | | | | | | | | | | | | | | | | | | | | | | | | | | | | | | | | | | | | | | | | | | | | | | | | | | | | | | | | | | | | | | | | | | | | | | | | | | | | | | | | | | | | | | | | | | | | | | | | | | | | | | | | | | | | | | | | | | | | | | | | | | | | | | | | | | | | | | | | | | | | | | | | | | | | | | | | | | | | | | | | | | | | | | | | | | | | | | | | | | | | | | | | | | | | | | | | | | | | | | | | | | | | | | | | | | | | | | | | | | | | | | | | | | | | | | | | | | | | | | | | | | | | | | | | | | | | | | | | | | | | | | | | | | | | | | | | | | | | | | | | | | | | | | | | | | | | | | | | | | | | | | | | | | | | | | | | | | | | | | | | | | | | | | | | | | | | | | | | | | | | | | | | | | | | | | | | | | | | | | | | | | | | | | | | | | | | | | | | | | | | | | | | | | | | | | | | | | | | | | | | | | | | | | | | | | | | | | | | | | | | | | | | | | | | | | | | | | | | | | | | | | | | | | | |
| Finland..... | -- | ³ 7,754 | -- | 6,707 | -- | 10,432 | -- | 11,290 | -- | 11,275 | -- | 11,750 | | | | | | | | | | | | | | | | | | | | | | | | | | | | | | | | | | | | | | | | | | | | | | | | | | | | | | | | | | | | | | | | | | | | | | | | | | | | | | | | | | | | | | | | | | | | | | | | | | | | | | | | | | | | | | | | | | | | | | | | | | | | | | | | | | | | | | | | | | | | | | | | | | | | | | | | | | | | | | | | | | | | | | | | | | | | | | | | | | | | | | | | | | | | | | | | | | | | | | | | | | | | | | | | | | | | | | | | | | | | | | | | | | | | | | | | | | | | | | | | | | | | | | | | | | | | | | | | | | | | | | | | | | | | | | | | | | | | | | | | | | | | | | | | | | | | | | | | | | | | | | | | | | | | | | | | | | | | | | | | | | | | | | | | | | | | | | | | | | | | | | | | | | | | | | | | | | | | | | | | | | | | | | | | | | | | | | | | | | | | | | | | | | | | | | | | | | | | | | | | | | | | | | | | | | | | | | | | | | | | | | | | | | | | | | | | | | | | | | | | | | | | | | | | | | | | | | | | | | | | | | | | | | | | | | | | | | | | | | | | | | | | | | | | | | | | | | | | | | | | | | | | | | | | | | | | | | | | | | | | | | | | | | | | | | | | | | | | | | | | | | | | | | | | | | | | | | | | | | | | | | | | | | | | | | | | |
| Spain..... | -- | 30,979 | -- | 38,746 | -- | 50,164 | -- | 35,629 | -- | 50,387 | -- | ⁴ 52,700 | | | | | | | | | | | | | | | | | | | | | | | | | | | | | | | | | | | | | | | | | | | | | | | | | | | | | | | | | | | | | | | | | | | | | | | | | | | | | | | | | | | | | | | | | | | | | | | | | | | | | | | | | | | | | | | | | | | | | | | | | | | | | | | | | | | | | | | | | | | | | | | | | | | | | | | | | | | | | | | | | | | | | | | | | | | | | | | | | | | | | | | | | | | | | | | | | | | | | | | | | | | | | | | | | | | | | | | | | | | | | | | | | | | | | | | | | | | | | | | | | | | | | | | | | | | | | | | | | | | | | | | | | | | | | | | | | | | | | | | | | | | | | | | | | | | | | | | | | | | | | | | | | | | | | | | | | | | | | | | | | | | | | | | | | | | | | | | | | | | | | | | | | | | | | | | | | | | | | | | | | | | | | | | | | | | | | | | | | | | | | | | | | | | | | | | | | | | | | | | | | | | | | | | | | | | | | | | | | | | | | | | | | | | | | | | | | | | | | | | | | | | | | | | | | | | | | | | | | | | | | | | | | | | | | | | | | | | | | | | | | | | | | | | | | | | | | | | | | | | | | | | | | | | | | | | | | | | | | | | | | | | | | | | | | | | | | | | | | | | | | | | | | | | | | | | | | | | | | | | | | | | | | | | | | | | | |
| Portugal..... | -- | 6,381 | -- | 10,024 | -- | 10,760 | 7 | 11,079 | 37 | 11,572 | (⁸) | 11,867 | | | | | | | | | | | | | | | | | | | | | | | | | | | | | | | | | | | | | | | | | | | | | | | | | | | | | | | | | | | | | | | | | | | | | | | | | | | | | | | | | | | | | | | | | | | | | | | | | | | | | | | | | | | | | | | | | | | | | | | | | | | | | | | | | | | | | | | | | | | | | | | | | | | | | | | | | | | | | | | | | | | | | | | | | | | | | | | | | | | | | | | | | | | | | | | | | | | | | | | | | | | | | | | | | | | | | | | | | | | | | | | | | | | | | | | | | | | | | | | | | | | | | | | | | | | | | | | | | | | | | | | | | | | | | | | | | | | | | | | | | | | | | | | | | | | | | | | | | | | | | | | | | | | | | | | | | | | | | | | | | | | | | | | | | | | | | | | | | | | | | | | | | | | | | | | | | | | | | | | | | | | | | | | | | | | | | | | | | | | | | | | | | | | | | | | | | | | | | | | | | | | | | | | | | | | | | | | | | | | | | | | | | | | | | | | | | | | | | | | | | | | | | | | | | | | | | | | | | | | | | | | | | | | | | | | | | | | | | | | | | | | | | | | | | | | | | | | | | | | | | | | | | | | | | | | | | | | | | | | | | | | | | | | | | | | | | | | | | | | | | | | | | | | | | | | | | | | | | | | | | | | | | | | | | | | | |
| Italy..... | 12,927 | 5,253 | ³ 4,515 | ³ 16,578 | 27,398 | 8,180 | 27,917 | 14,340 | 25,164 | 23,696 | 26,871 | 15,668 | | | | | | | | | | | | | | | | | | | | | | | | | | | | | | | | | | | | | | | | | | | | | | | | | | | | | | | | | | | | | | | | | | | | | | | | | | | | | | | | | | | | | | | | | | | | | | | | | | | | | | | | | | | | | | | | | | | | | | | | | | | | | | | | | | | | | | | | | | | | | | | | | | | | | | | | | | | | | | | | | | | | | | | | | | | | | | | | | | | | | | | | | | | | | | | | | | | | | | | | | | | | | | | | | | | | | | | | | | | | | | | | | | | | | | | | | | | | | | | | | | | | | | | | | | | | | | | | | | | | | | | | | | | | | | | | | | | | | | | | | | | | | | | | | | | | | | | | | | | | | | | | | | | | | | | | | | | | | | | | | | | | | | | | | | | | | | | | | | | | | | | | | | | | | | | | | | | | | | | | | | | | | | | | | | | | | | | | | | | | | | | | | | | | | | | | | | | | | | | | | | | | | | | | | | | | | | | | | | | | | | | | | | | | | | | | | | | | | | | | | | | | | | | | | | | | | | | | | | | | | | | | | | | | | | | | | | | | | | | | | | | | | | | | | | | | | | | | | | | | | | | | | | | | | | | | | | | | | | | | | | | | | | | | | | | | | | | | | | | | | | | | | | | | | | | | | | | | | | | | | | | | | | | | | | | | |
| Yugoslavia..... | 10,362 | -- | 17,867 | -- | 13,540 | 1,555 | 15,439 | 72 | 32,386 | 2,070 | 41,226 | -- | | | | | | | | | | | | | | | | | | | | | | | | | | | | | | | | | | | | | | | | | | | | | | | | | | | | | | | | | | | | | | | | | | | | | | | | | | | | | | | | | | | | | | | | | | | | | | | | | | | | | | | | | | | | | | | | | | | | | | | | | | | | | | | | | | | | | | | | | | | | | | | | | | | | | | | | | | | | | | | | | | | | | | | | | | | | | | | | | | | | | | | | | | | | | | | | | | | | | | | | | | | | | | | | | | | | | | | | | | | | | | | | | | | | | | | | | | | | | | | | | | | | | | | | | | | | | | | | | | | | | | | | | | | | | | | | | | | | | | | | | | | | | | | | | | | | | | | | | | | | | | | | | | | | | | | | | | | | | | | | | | | | | | | | | | | | | | | | | | | | | | | | | | | | | | | | | | | | | | | | | | | | | | | | | | | | | | | | | | | | | | | | | | | | | | | | | | | | | | | | | | | | | | | | | | | | | | | | | | | | | | | | | | | | | | | | | | | | | | | | | | | | | | | | | | | | | | | | | | | | | | | | | | | | | | | | | | | | | | | | | | | | | | | | | | | | | | | | | | | | | | | | | | | | | | | | | | | | | | | | | | | | | | | | | | | | | | | | | | | | | | | | | | | | | | | | | | | | | | | | | | | | | | | | | | | | |
| Greece..... | 97,657 | 20 | ³ 39,856 | -- | 107,933 | -- | 115,620 | -- | 120,962 | -- | 110,450 | -- | | | | | | | | | | | | | | | | | | | | | | | | | | | | | | | | | | | | | | | | | | | | | | | | | | | | | | | | | | | | | | | | | | | | | | | | | | | | | | | | | | | | | | | | | | | | | | | | | | | | | | | | | | | | | | | | | | | | | | | | | | | | | | | | | | | | | | | | | | | | | | | | | | | | | | | | | | | | | | | | | | | | | | | | | | | | | | | | | | | | | | | | | | | | | | | | | | | | | | | | | | | | | | | | | | | | | | | | | | | | | | | | | | | | | | | | | | | | | | | | | | | | | | | | | | | | | | | | | | | | | | | | | | | | | | | | | | | | | | | | | | | | | | | | | | | | | | | | | | | | | | | | | | | | | | | | | | | | | | | | | | | | | | | | | | | | | | | | | | | | | | | | | | | | | | | | | | | | | | | | | | | | | | | | | | | | | | | | | | | | | | | | | | | | | | | | | | | | | | | | | | | | | | | | | | | | | | | | | | | | | | | | | | | | | | | | | | | | | | | | | | | | | | | | | | | | | | | | | | | | | | | | | | | | | | | | | | | | | | | | | | | | | | | | | | | | | | | | | | | | | | | | | | | | | | | | | | | | | | | | | | | | | | | | | | | | | | | | | | | | | | | | | | | | | | | | | | | | | | | | | | | | | | | | | | | | |
| Turkey..... | 75,490 | 152 | 105,371 | -- | 158,067 | -- | 142,022 | -- | 132,298 | -- | 129,546 | -- | | | | | | | | | | | | | | | | | | | | | | | | | | | | | | | | | | | | | | | | | | | | | | | | | | | | | | | | | | | | | | | | | | | | | | | | | | | | | | | | | | | | | | | | | | | | | | | | | | | | | | | | | | | | | | | | | | | | | | | | | | | | | | | | | | | | | | | | | | | | | | | | | | | | | | | | | | | | | | | | | | | | | | | | | | | | | | | | | | | | | | | | | | | | | | | | | | | | | | | | | | | | | | | | | | | | | | | | | | | | | | | | | | | | | | | | | | | | | | | | | | | | | | | | | | | | | | | | | | | | | | | | | | | | | | | | | | | | | | | | | | | | | | | | | | | | | | | | | | | | | | | | | | | | | | | | | | | | | | | | | | | | | | | | | | | | | | | | | | | | | | | | | | | | | | | | | | | | | | | | | | | | | | | | | | | | | | | | | | | | | | | | | | | | | | | | | | | | | | | | | | | | | | | | | | | | | | | | | | | | | | | | | | | | | | | | | | | | | | | | | | | | | | | | | | | | | | | | | | | | | | | | | | | | | | | | | | | | | | | | | | | | | | | | | | | | | | | | | | | | | | | | | | | | | | | | | | | | | | | | | | | | | | | | | | | | | | | | | | | | | | | | | | | | | | | | | | | | | | | | | | | | | | | | | | | | |
| Asia: | | | | | | | | | | | | | India..... | 43,500 | 4,791 | 61,615 | 11,262 | 71,055 | 2,551 | 74,121 | 3,085 | 90,323 | 3,717 | ⁴ 99,000 | ⁴ 3,000 | Thailand (Siam)..... | 13 | 3,405 | -- | 1,745 | -- | 7,018 | 18 | 5,052 | 1,205 | 7,762 | 10,159 | 9,105 | Indochina..... | ³ 216 | 2,718 | -- | ³ 4,937 | -- | (⁸) | -- | ⁹ 12,972 | -- | (⁸) | -- | (⁸) | Indonesia..... | 101,176 | 2,765 | ³ 5,970 | ³ 4,797 | 31,934 | 16,182 | 42,974 | 12,560 | 28,043 | 16,814 | ⁴ 26,050 | ⁴ 31,690 | Philippine Republic..... | 37,357 | 1,075 | ³ 7,817 | ³ 277 | 26,315 | 25,469 | 21,965 | 14,548 | 15,931 | 24,722 | 23,416 | 8,834 | Hong Kong..... | (⁸) | 10,450 | ⁵ 1,180 | 7,230 | ⁵ 2,977 | 8,321 | ⁵ 3,007 | 8,155 | ⁵ 1,904 | 6,838 | ⁵ 1,348 | 7,974 | Japan..... | 8,700 | 9,902 | ³ 450 | -- | 1,165 | 16,197 | 1,311 | 15,977 | 1,866 | 23,088 | 1,112 | 12,574 | Africa: | | | | | | | | | | | | | Algeria..... | 24,979 | 7,482 | 14,637 | 6,517 | 27,605 | 9,950 | 33,808 | 11,348 | 33,046 | 10,702 | ⁴ 30,900 | ⁴ 10,980 | Egypt..... | -- | 13,014 | -- | 26,418 | -- | 24,241 | -- | 24,745 | -- | 24,315 | -- | 25,882 | Federation of Rhodesia and Nyasaland..... | 33,405 | 327 | 77,912 | ³ 1,307 | 113,860 | 10,240 | 132,485 | 32 | 124,171 | 12 | 165,354 | (⁸) | Oceania: | | | | | | | | | | | | | Australia..... | 114 | 23,153 | 79 | 25,892 | -- | 35,520 | 3 | 38,758 | 94 | 51,709 | 249 | 36,516 | New Zealand..... | 113 | 3,027 | -- | 5,738 | -- | 5,140 | -- | 7,339 | 8 | 7,636 | -- | ⁴ 7,200 | | | | | | | | | | | | | | | | | | | | | | | | | | | | | | | | | | | | | | | | | | | | | | | | | | | | | | | | | | | | | | | | | | | | | | | | | | | | | | | | | | | | | | | | | | | | | | | | | | | | | | | | | | | | | | | | | | | | | | | | | | | | | | | | | | | | | | | | | | | | | | | | | | | | | | | | | | | | | | | | | | | | | | | | | | | | | | | | | | | | | | | | | | | | | | | | | | | | | | | | | | | | | | | | | | | | | | | | | | | | | | | | | | | | | | | | | | | | | | | | | | | | | | | | | | | | | | | | | | | | | | | | | | | | | | | | | | | | | | | | | | | | | | | | | | | | | | | | | | | | | | | | | | | | | | | | | | | | | | | | | | | | | | | | | | | | | | | | | | | | | | | | | | | | | | | | | | | | | | | | | | | | | | | | | | | | | | | | | | | | | | | | | | | | | | |
| India..... | 43,500 | 4,791 | 61,615 | 11,262 | 71,055 | 2,551 | 74,121 | 3,085 | 90,323 | 3,717 | ⁴ 99,000 | ⁴ 3,000 | | | | | | | | | | | | | | | | | | | | | | | | | | | | | | | | | | | | | | | | | | | | | | | | | | | | | | | | | | | | | | | | | | | | | | | | | | | | | | | | | | | | | | | | | | | | | | | | | | | | | | | | | | | | | | | | | | | | | | | | | | | | | | | | | | | | | | | | | | | | | | | | | | | | | | | | | | | | | | | | | | | | | | | | | | | | | | | | | | | | | | | | | | | | | | | | | | | | | | | | | | | | | | | | | | | | | | | | | | | | | | | | | | | | | | | | | | | | | | | | | | | | | | | | | | | | | | | | | | | | | | | | | | | | | | | | | | | | | | | | | | | | | | | | | | | | | | | | | | | | | | | | | | | | | | | | | | | | | | | | | | | | | | | | | | | | | | | | | | | | | | | | | | | | | | | | | | | | | | | | | | | | | | | | | | | | | | | | | | | | | | | | | | | | | | | | | | | | | | | | | | | | | | | | | | | | | | | | | | | | | | | | | | | | | | | | | | | | | | | | | | | | | | | | | | | | | | | | | | | | | | | | | | | | | | | | | | | | | | | | | | | | | | | | | | | | | | | | | | | | | | | | | | | | | | | | | | | | | | | | | | | | | | | | | | | | | | | | | | | | | | | | | | | | | | | | | | | | | | | | | | | | | | | | | | | | |
| Thailand (Siam)..... | 13 | 3,405 | -- | 1,745 | -- | 7,018 | 18 | 5,052 | 1,205 | 7,762 | 10,159 | 9,105 | | | | | | | | | | | | | | | | | | | | | | | | | | | | | | | | | | | | | | | | | | | | | | | | | | | | | | | | | | | | | | | | | | | | | | | | | | | | | | | | | | | | | | | | | | | | | | | | | | | | | | | | | | | | | | | | | | | | | | | | | | | | | | | | | | | | | | | | | | | | | | | | | | | | | | | | | | | | | | | | | | | | | | | | | | | | | | | | | | | | | | | | | | | | | | | | | | | | | | | | | | | | | | | | | | | | | | | | | | | | | | | | | | | | | | | | | | | | | | | | | | | | | | | | | | | | | | | | | | | | | | | | | | | | | | | | | | | | | | | | | | | | | | | | | | | | | | | | | | | | | | | | | | | | | | | | | | | | | | | | | | | | | | | | | | | | | | | | | | | | | | | | | | | | | | | | | | | | | | | | | | | | | | | | | | | | | | | | | | | | | | | | | | | | | | | | | | | | | | | | | | | | | | | | | | | | | | | | | | | | | | | | | | | | | | | | | | | | | | | | | | | | | | | | | | | | | | | | | | | | | | | | | | | | | | | | | | | | | | | | | | | | | | | | | | | | | | | | | | | | | | | | | | | | | | | | | | | | | | | | | | | | | | | | | | | | | | | | | | | | | | | | | | | | | | | | | | | | | | | | | | | | | | | | | | | | |
| Indochina..... | ³ 216 | 2,718 | -- | ³ 4,937 | -- | (⁸) | -- | ⁹ 12,972 | -- | (⁸) | -- | (⁸) | | | | | | | | | | | | | | | | | | | | | | | | | | | | | | | | | | | | | | | | | | | | | | | | | | | | | | | | | | | | | | | | | | | | | | | | | | | | | | | | | | | | | | | | | | | | | | | | | | | | | | | | | | | | | | | | | | | | | | | | | | | | | | | | | | | | | | | | | | | | | | | | | | | | | | | | | | | | | | | | | | | | | | | | | | | | | | | | | | | | | | | | | | | | | | | | | | | | | | | | | | | | | | | | | | | | | | | | | | | | | | | | | | | | | | | | | | | | | | | | | | | | | | | | | | | | | | | | | | | | | | | | | | | | | | | | | | | | | | | | | | | | | | | | | | | | | | | | | | | | | | | | | | | | | | | | | | | | | | | | | | | | | | | | | | | | | | | | | | | | | | | | | | | | | | | | | | | | | | | | | | | | | | | | | | | | | | | | | | | | | | | | | | | | | | | | | | | | | | | | | | | | | | | | | | | | | | | | | | | | | | | | | | | | | | | | | | | | | | | | | | | | | | | | | | | | | | | | | | | | | | | | | | | | | | | | | | | | | | | | | | | | | | | | | | | | | | | | | | | | | | | | | | | | | | | | | | | | | | | | | | | | | | | | | | | | | | | | | | | | | | | | | | | | | | | | | | | | | | | | | | | | | | | | | | | | |
| Indonesia..... | 101,176 | 2,765 | ³ 5,970 | ³ 4,797 | 31,934 | 16,182 | 42,974 | 12,560 | 28,043 | 16,814 | ⁴ 26,050 | ⁴ 31,690 | | | | | | | | | | | | | | | | | | | | | | | | | | | | | | | | | | | | | | | | | | | | | | | | | | | | | | | | | | | | | | | | | | | | | | | | | | | | | | | | | | | | | | | | | | | | | | | | | | | | | | | | | | | | | | | | | | | | | | | | | | | | | | | | | | | | | | | | | | | | | | | | | | | | | | | | | | | | | | | | | | | | | | | | | | | | | | | | | | | | | | | | | | | | | | | | | | | | | | | | | | | | | | | | | | | | | | | | | | | | | | | | | | | | | | | | | | | | | | | | | | | | | | | | | | | | | | | | | | | | | | | | | | | | | | | | | | | | | | | | | | | | | | | | | | | | | | | | | | | | | | | | | | | | | | | | | | | | | | | | | | | | | | | | | | | | | | | | | | | | | | | | | | | | | | | | | | | | | | | | | | | | | | | | | | | | | | | | | | | | | | | | | | | | | | | | | | | | | | | | | | | | | | | | | | | | | | | | | | | | | | | | | | | | | | | | | | | | | | | | | | | | | | | | | | | | | | | | | | | | | | | | | | | | | | | | | | | | | | | | | | | | | | | | | | | | | | | | | | | | | | | | | | | | | | | | | | | | | | | | | | | | | | | | | | | | | | | | | | | | | | | | | | | | | | | | | | | | | | | | | | | | | | | | | | | | |
| Philippine Republic..... | 37,357 | 1,075 | ³ 7,817 | ³ 277 | 26,315 | 25,469 | 21,965 | 14,548 | 15,931 | 24,722 | 23,416 | 8,834 | | | | | | | | | | | | | | | | | | | | | | | | | | | | | | | | | | | | | | | | | | | | | | | | | | | | | | | | | | | | | | | | | | | | | | | | | | | | | | | | | | | | | | | | | | | | | | | | | | | | | | | | | | | | | | | | | | | | | | | | | | | | | | | | | | | | | | | | | | | | | | | | | | | | | | | | | | | | | | | | | | | | | | | | | | | | | | | | | | | | | | | | | | | | | | | | | | | | | | | | | | | | | | | | | | | | | | | | | | | | | | | | | | | | | | | | | | | | | | | | | | | | | | | | | | | | | | | | | | | | | | | | | | | | | | | | | | | | | | | | | | | | | | | | | | | | | | | | | | | | | | | | | | | | | | | | | | | | | | | | | | | | | | | | | | | | | | | | | | | | | | | | | | | | | | | | | | | | | | | | | | | | | | | | | | | | | | | | | | | | | | | | | | | | | | | | | | | | | | | | | | | | | | | | | | | | | | | | | | | | | | | | | | | | | | | | | | | | | | | | | | | | | | | | | | | | | | | | | | | | | | | | | | | | | | | | | | | | | | | | | | | | | | | | | | | | | | | | | | | | | | | | | | | | | | | | | | | | | | | | | | | | | | | | | | | | | | | | | | | | | | | | | | | | | | | | | | | | | | | | | | | | | | | | | | | | |
| Hong Kong..... | (⁸) | 10,450 | ⁵ 1,180 | 7,230 | ⁵ 2,977 | 8,321 | ⁵ 3,007 | 8,155 | ⁵ 1,904 | 6,838 | ⁵ 1,348 | 7,974 | | | | | | | | | | | | | | | | | | | | | | | | | | | | | | | | | | | | | | | | | | | | | | | | | | | | | | | | | | | | | | | | | | | | | | | | | | | | | | | | | | | | | | | | | | | | | | | | | | | | | | | | | | | | | | | | | | | | | | | | | | | | | | | | | | | | | | | | | | | | | | | | | | | | | | | | | | | | | | | | | | | | | | | | | | | | | | | | | | | | | | | | | | | | | | | | | | | | | | | | | | | | | | | | | | | | | | | | | | | | | | | | | | | | | | | | | | | | | | | | | | | | | | | | | | | | | | | | | | | | | | | | | | | | | | | | | | | | | | | | | | | | | | | | | | | | | | | | | | | | | | | | | | | | | | | | | | | | | | | | | | | | | | | | | | | | | | | | | | | | | | | | | | | | | | | | | | | | | | | | | | | | | | | | | | | | | | | | | | | | | | | | | | | | | | | | | | | | | | | | | | | | | | | | | | | | | | | | | | | | | | | | | | | | | | | | | | | | | | | | | | | | | | | | | | | | | | | | | | | | | | | | | | | | | | | | | | | | | | | | | | | | | | | | | | | | | | | | | | | | | | | | | | | | | | | | | | | | | | | | | | | | | | | | | | | | | | | | | | | | | | | | | | | | | | | | | | | | | | | | | | | | | | | | | | | | |
| Japan..... | 8,700 | 9,902 | ³ 450 | -- | 1,165 | 16,197 | 1,311 | 15,977 | 1,866 | 23,088 | 1,112 | 12,574 | | | | | | | | | | | | | | | | | | | | | | | | | | | | | | | | | | | | | | | | | | | | | | | | | | | | | | | | | | | | | | | | | | | | | | | | | | | | | | | | | | | | | | | | | | | | | | | | | | | | | | | | | | | | | | | | | | | | | | | | | | | | | | | | | | | | | | | | | | | | | | | | | | | | | | | | | | | | | | | | | | | | | | | | | | | | | | | | | | | | | | | | | | | | | | | | | | | | | | | | | | | | | | | | | | | | | | | | | | | | | | | | | | | | | | | | | | | | | | | | | | | | | | | | | | | | | | | | | | | | | | | | | | | | | | | | | | | | | | | | | | | | | | | | | | | | | | | | | | | | | | | | | | | | | | | | | | | | | | | | | | | | | | | | | | | | | | | | | | | | | | | | | | | | | | | | | | | | | | | | | | | | | | | | | | | | | | | | | | | | | | | | | | | | | | | | | | | | | | | | | | | | | | | | | | | | | | | | | | | | | | | | | | | | | | | | | | | | | | | | | | | | | | | | | | | | | | | | | | | | | | | | | | | | | | | | | | | | | | | | | | | | | | | | | | | | | | | | | | | | | | | | | | | | | | | | | | | | | | | | | | | | | | | | | | | | | | | | | | | | | | | | | | | | | | | | | | | | | | | | | | | | | | | | | | | | |
| Africa: | | | | | | | | | | | | | Algeria..... | 24,979 | 7,482 | 14,637 | 6,517 | 27,605 | 9,950 | 33,808 | 11,348 | 33,046 | 10,702 | ⁴ 30,900 | ⁴ 10,980 | Egypt..... | -- | 13,014 | -- | 26,418 | -- | 24,241 | -- | 24,745 | -- | 24,315 | -- | 25,882 | Federation of Rhodesia and Nyasaland..... | 33,405 | 327 | 77,912 | ³ 1,307 | 113,860 | 10,240 | 132,485 | 32 | 124,171 | 12 | 165,354 | (⁸) | Oceania: | | | | | | | | | | | | | Australia..... | 114 | 23,153 | 79 | 25,892 | -- | 35,520 | 3 | 38,758 | 94 | 51,709 | 249 | 36,516 | New Zealand..... | 113 | 3,027 | -- | 5,738 | -- | 5,140 | -- | 7,339 | 8 | 7,636 | -- | ⁴ 7,200 | | | | | | | | | | | | | | | | | | | | | | | | | | | | | | | | | | | | | | | | | | | | | | | | | | | | | | | | | | | | | | | | | | | | | | | | | | | | | | | | | | | | | | | | | | | | | | | | | | | | | | | | | | | | | | | | | | | | | | | | | | | | | | | | | | | | | | | | | | | | | | | | | | | | | | | | | | | | | | | | | | | | | | | | | | | | | | | | | | | | | | | | | | | | | | | | | | | | | | | | | | | | | | | | | | | | | | | | | | | | | | | | | | | | | | | | | | | | | | | | | | | | | | | | | | | | | | | | | | | | | | | | | | | | | | | | | | | | | | | | | | | | | | | | | | | | | | | | | | | | | | | | | | | | | | | | | | | | | | | | | | | | | | | | | | | | | | | | | | | | | | | | | | | | | | | | | | | | | | | | | | | | | | | | | | | | | | | | | | | | | | | | | | | | | | | | | | | | | | | | | | | | | | | | | | | | | | | | | | | | | | | | | | | | | | | | | | | | | | | | | | | | | | | | | | | | | | | | | | | | | | | | | | | | | | | | | | | | | | | | | | | | | | | | | | | | | | |
| Algeria..... | 24,979 | 7,482 | 14,637 | 6,517 | 27,605 | 9,950 | 33,808 | 11,348 | 33,046 | 10,702 | ⁴ 30,900 | ⁴ 10,980 | | | | | | | | | | | | | | | | | | | | | | | | | | | | | | | | | | | | | | | | | | | | | | | | | | | | | | | | | | | | | | | | | | | | | | | | | | | | | | | | | | | | | | | | | | | | | | | | | | | | | | | | | | | | | | | | | | | | | | | | | | | | | | | | | | | | | | | | | | | | | | | | | | | | | | | | | | | | | | | | | | | | | | | | | | | | | | | | | | | | | | | | | | | | | | | | | | | | | | | | | | | | | | | | | | | | | | | | | | | | | | | | | | | | | | | | | | | | | | | | | | | | | | | | | | | | | | | | | | | | | | | | | | | | | | | | | | | | | | | | | | | | | | | | | | | | | | | | | | | | | | | | | | | | | | | | | | | | | | | | | | | | | | | | | | | | | | | | | | | | | | | | | | | | | | | | | | | | | | | | | | | | | | | | | | | | | | | | | | | | | | | | | | | | | | | | | | | | | | | | | | | | | | | | | | | | | | | | | | | | | | | | | | | | | | | | | | | | | | | | | | | | | | | | | | | | | | | | | | | | | | | | | | | | | | | | | | | | | | | | | | | | | | | | | | | | | | | | | | | | | | | | | | | | | | | | | | | | | | | | | | | | | | | | | | | | | | | | | | | | | | | | | | | | | | | | | | | | | | | | | | | | | | | | | | | | |
| Egypt..... | -- | 13,014 | -- | 26,418 | -- | 24,241 | -- | 24,745 | -- | 24,315 | -- | 25,882 | | | | | | | | | | | | | | | | | | | | | | | | | | | | | | | | | | | | | | | | | | | | | | | | | | | | | | | | | | | | | | | | | | | | | | | | | | | | | | | | | | | | | | | | | | | | | | | | | | | | | | | | | | | | | | | | | | | | | | | | | | | | | | | | | | | | | | | | | | | | | | | | | | | | | | | | | | | | | | | | | | | | | | | | | | | | | | | | | | | | | | | | | | | | | | | | | | | | | | | | | | | | | | | | | | | | | | | | | | | | | | | | | | | | | | | | | | | | | | | | | | | | | | | | | | | | | | | | | | | | | | | | | | | | | | | | | | | | | | | | | | | | | | | | | | | | | | | | | | | | | | | | | | | | | | | | | | | | | | | | | | | | | | | | | | | | | | | | | | | | | | | | | | | | | | | | | | | | | | | | | | | | | | | | | | | | | | | | | | | | | | | | | | | | | | | | | | | | | | | | | | | | | | | | | | | | | | | | | | | | | | | | | | | | | | | | | | | | | | | | | | | | | | | | | | | | | | | | | | | | | | | | | | | | | | | | | | | | | | | | | | | | | | | | | | | | | | | | | | | | | | | | | | | | | | | | | | | | | | | | | | | | | | | | | | | | | | | | | | | | | | | | | | | | | | | | | | | | | | | | | | | | | | | | | | | | |
| Federation of Rhodesia and Nyasaland..... | 33,405 | 327 | 77,912 | ³ 1,307 | 113,860 | 10,240 | 132,485 | 32 | 124,171 | 12 | 165,354 | (⁸) | | | | | | | | | | | | | | | | | | | | | | | | | | | | | | | | | | | | | | | | | | | | | | | | | | | | | | | | | | | | | | | | | | | | | | | | | | | | | | | | | | | | | | | | | | | | | | | | | | | | | | | | | | | | | | | | | | | | | | | | | | | | | | | | | | | | | | | | | | | | | | | | | | | | | | | | | | | | | | | | | | | | | | | | | | | | | | | | | | | | | | | | | | | | | | | | | | | | | | | | | | | | | | | | | | | | | | | | | | | | | | | | | | | | | | | | | | | | | | | | | | | | | | | | | | | | | | | | | | | | | | | | | | | | | | | | | | | | | | | | | | | | | | | | | | | | | | | | | | | | | | | | | | | | | | | | | | | | | | | | | | | | | | | | | | | | | | | | | | | | | | | | | | | | | | | | | | | | | | | | | | | | | | | | | | | | | | | | | | | | | | | | | | | | | | | | | | | | | | | | | | | | | | | | | | | | | | | | | | | | | | | | | | | | | | | | | | | | | | | | | | | | | | | | | | | | | | | | | | | | | | | | | | | | | | | | | | | | | | | | | | | | | | | | | | | | | | | | | | | | | | | | | | | | | | | | | | | | | | | | | | | | | | | | | | | | | | | | | | | | | | | | | | | | | | | | | | | | | | | | | | | | | | | | | | | | |
| Oceania: | | | | | | | | | | | | | Australia..... | 114 | 23,153 | 79 | 25,892 | -- | 35,520 | 3 | 38,758 | 94 | 51,709 | 249 | 36,516 | New Zealand..... | 113 | 3,027 | -- | 5,738 | -- | 5,140 | -- | 7,339 | 8 | 7,636 | -- | ⁴ 7,200 | | | | | | | | | | | | | | | | | | | | | | | | | | | | | | | | | | | | | | | | | | | | | | | | | | | | | | | | | | | | | | | | | | | | | | | | | | | | | | | | | | | | | | | | | | | | | | | | | | | | | | | | | | | | | | | | | | | | | | | | | | | | | | | | | | | | | | | | | | | | | | | | | | | | | | | | | | | | | | | | | | | | | | | | | | | | | | | | | | | | | | | | | | | | | | | | | | | | | | | | | | | | | | | | | | | | | | | | | | | | | | | | | | | | | | | | | | | | | | | | | | | | | | | | | | | | | | | | | | | | | | | | | | | | | | | | | | | | | | | | | | | | | | | | | | | | | | | | | | | | | | | | | | | | | | | | | | | | | | | | | | | | | | | | | | | | | | | | | | | | | | | | | | | | | | | | | | | | | | | | | | | | | | | | | | | | | | | | | | | | | | | | | | | | | | | | | | | | | | | | | | | | | | | | | | | | | | | | | | | | | | | | | | | | | | | | | | | | | | | | | | | | | | | | | | | | | | | | | | | | | | | | | | | | | | | | | | | | | | | | | | | | | | | | | | | | | | | | | | | | | | | | | | | | | | | | | | | | | | | | | | | | | | | | | | | | | | | | | | | | | | | | | | |
| Australia..... | 114 | 23,153 | 79 | 25,892 | -- | 35,520 | 3 | 38,758 | 94 | 51,709 | 249 | 36,516 | | | | | | | | | | | | | | | | | | | | | | | | | | | | | | | | | | | | | | | | | | | | | | | | | | | | | | | | | | | | | | | | | | | | | | | | | | | | | | | | | | | | | | | | | | | | | | | | | | | | | | | | | | | | | | | | | | | | | | | | | | | | | | | | | | | | | | | | | | | | | | | | | | | | | | | | | | | | | | | | | | | | | | | | | | | | | | | | | | | | | | | | | | | | | | | | | | | | | | | | | | | | | | | | | | | | | | | | | | | | | | | | | | | | | | | | | | | | | | | | | | | | | | | | | | | | | | | | | | | | | | | | | | | | | | | | | | | | | | | | | | | | | | | | | | | | | | | | | | | | | | | | | | | | | | | | | | | | | | | | | | | | | | | | | | | | | | | | | | | | | | | | | | | | | | | | | | | | | | | | | | | | | | | | | | | | | | | | | | | | | | | | | | | | | | | | | | | | | | | | | | | | | | | | | | | | | | | | | | | | | | | | | | | | | | | | | | | | | | | | | | | | | | | | | | | | | | | | | | | | | | | | | | | | | | | | | | | | | | | | | | | | | | | | | | | | | | | | | | | | | | | | | | | | | | | | | | | | | | | | | | | | | | | | | | | | | | | | | | | | | | | | | | | | | | | | | | | | | | | | | | | | | | | | | | | | |
| New Zealand..... | 113 | 3,027 | -- | 5,738 | -- | 5,140 | -- | 7,339 | 8 | 7,636 | -- | ⁴ 7,200 | | | | | | | | | | | | | | | | | | | | | | | | | | | | | | | | | | | | | | | | | | | | | | | | | | | | | | | | | | | | | | | | | | | | | | | | | | | | | | | | | | | | | | | | | | | | | | | | | | | | | | | | | | | | | | | | | | | | | | | | | | | | | | | | | | | | | | | | | | | | | | | | | | | | | | | | | | | | | | | | | | | | | | | | | | | | | | | | | | | | | | | | | | | | | | | | | | | | | | | | | | | | | | | | | | | | | | | | | | | | | | | | | | | | | | | | | | | | | | | | | | | | | | | | | | | | | | | | | | | | | | | | | | | | | | | | | | | | | | | | | | | | | | | | | | | | | | | | | | | | | | | | | | | | | | | | | | | | | | | | | | | | | | | | | | | | | | | | | | | | | | | | | | | | | | | | | | | | | | | | | | | | | | | | | | | | | | | | | | | | | | | | | | | | | | | | | | | | | | | | | | | | | | | | | | | | | | | | | | | | | | | | | | | | | | | | | | | | | | | | | | | | | | | | | | | | | | | | | | | | | | | | | | | | | | | | | | | | | | | | | | | | | | | | | | | | | | | | | | | | | | | | | | | | | | | | | | | | | | | | | | | | | | | | | | | | | | | | | | | | | | | | | | | | | | | | | | | | | | | | | | | | | | | | | | | | |

¹ Unmanufactured tobacco comprises leaf, stems, trimmings, and scrap. ² Preliminary. ³ Less than a 5-year average. ⁴ Estimated on the basis of data available for 6 months or more of the year, or from unofficial information. ⁵ Re-exports. ⁶ Includes manufactured tobacco. ⁷ All Germany, 1935-39; Western Germany only, 1947 and subsequent years. ⁸ Data not available. ⁹ Vietnam only.

Note: Omitted from this table are the exporting countries of Bulgaria and Hungary, and the importing countries of China, Czechoslovakia, and Poland, as data for these countries for 1952-56 are not available. (See the Annual Report for 1952 for quantities reported during the "average" period).

Foreign Agricultural Service. Prepared from official foreign government statistics and other information.

INDEX

| | Page | | Page |
|---|---------|--|---------|
| Acresage: | | Parity | 44 |
| by class or type | 9 - 14 | Per capita consumption of | |
| foreign, total by countries | 67 | products | 49 |
| U. S., by States and by types | | Prices: | |
| within States | 15 - 20 | by class or type | 9 - 14 |
| Allotments: | | by markets | 31 - 35 |
| number and acreage | 21 | by States and by types within | |
| Auction, (See Markets) | | States | 15 - 20 |
| Bids, schedule of intervals, on auction | | loan level | 44 |
| markets | 42 | parity | 44 |
| Buyers, sets of, by States and markets | 36 - 40 | cigarettes, wholesale | 48 |
| Charges, auction warehouse, by types, | | paid by farmers for cigarettes | 48 |
| States, and markets | 41 - 42 | Production: | |
| Commodity Credit Corporation purchases, | | foreign, flue-cured by countries | 68 |
| loans, and disposal, by kinds | 43 | foreign, total by countries | 67 |
| Consumption, per capita, of products | 49 | U. S. & Puerto Rico, by class or | |
| Crop value, U. S. | | type | 9 - 14 |
| by class or type | 9 - 14 | U. S., by States and by types within | |
| by States and by types within States | 15 - 20 | States | 15 - 20 |
| Disappearance, crop year: | | workers | 53 |
| domestic, by class or type | 9 - 14 | Products: | |
| total, by class or type | 9 - 14 | consumer expenditures for | 49 |
| Expenditures, consumer, for products | 49 | per capita consumption of | 49 |
| Exports: | | quantity manufactured | 46 |
| cigarettes, by countries | 59 | Receipts: | |
| export weight, by types and | | cash, compared with all farm | |
| countries, crop year | 54 - 57 | commodities | 20 |
| farm-sales-weight by class or type | 9 - 14 | from Federal taxes | 48 |
| flue-cured, by selected foreign | | from import duties, leaf and products | 63 |
| countries | 68 | from State taxes | 52 |
| quantity and value, by types | 58 | Removals: | |
| products | 59 | all products, tax paid | 46 |
| to principal importing countries, | | all products, tax free | 46 |
| calendar year | 69 | cigars, by classes | 45 |
| Hogshead dimensions and weights | 35 | Sales, producers', by types and markets ... | 31 - 35 |
| Hours in industry | 53 | Shrinkage of leaf after handling, sweating, | |
| Import duties, foreign countries | 63 - 66 | and drying | 22 |
| Imports: | | Stocks: | |
| leaf by countries | 60 | farm-sales and reported weight, | |
| products, by countries | 61 | quarterly | 23 - 28 |
| International trade in leaf | 69 | farm-sales-weight basis, by class | |
| Loan levels | 44 | or type, crop year | 9 - 14 |
| Manufacture: | | foreign-grown, unstemmed basis | |
| products made | 46 | and reported weight | 29 - 30 |
| Markets: | | total, all types, quarterly | 30 |
| bids, schedule of intervals | 42 | Supply, crop year, by class or type | 9 - 14 |
| buyers, sets of | 36 - 40 | Tariff: | |
| charges, warehouse | 41 - 42 | foreign rates, selected countries | 63 - 66 |
| hogshead dimensions and weights | 35 | U. S. rates | 62 |
| opening and closing dates | 36 - 40 | U. S. receipts from | 63 |
| prices | 31 - 35 | Tax rates: | |
| sales, producers' | 31 - 35 | Federal | 47 |
| warehouses | 36 - 40 | State | 50 - 51 |
| Opening and closing dates of markets | 36 - 40 | Wages in industry | 53 |
| | | Warehouses, by types, States and | |
| | | markets | 36 - 40 |
| | | Yield per acre: | |
| | | by class or type | 9 - 14 |
| | | by States and by types within States | 15 - 20 |

END