



AgEcon SEARCH
RESEARCH IN AGRICULTURAL & APPLIED ECONOMICS

The World's Largest Open Access Agricultural & Applied Economics Digital Library

This document is discoverable and free to researchers across the globe due to the work of AgEcon Search.

Help ensure our sustainability.

Give to AgEcon Search

AgEcon Search

<http://ageconsearch.umn.edu>

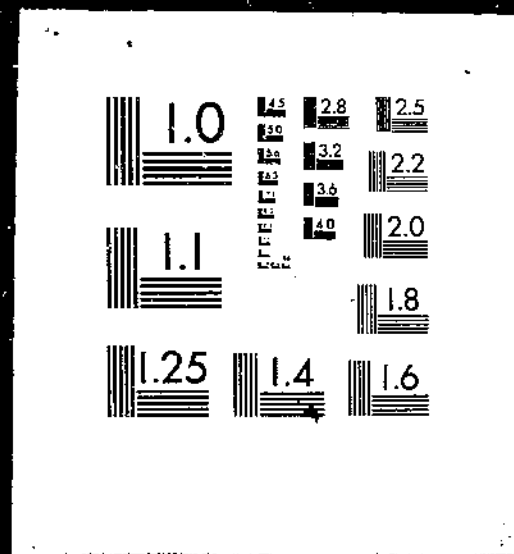
aesearch@umn.edu

*Papers downloaded from **AgEcon Search** may be used for non-commercial purposes and personal study only. No other use, including posting to another Internet site, is permitted without permission from the copyright owner (not AgEcon Search), or as allowed under the provisions of Fair Use, U.S. Copyright Act, Title 17 U.S.C.*

PB84-118389

FATUS (FOREIGN AGRICULTURAL TRADE OF THE UNITED STATES) SEPTEMBER/O
CTOBER 1983, / T. WARDEN · ECONOMIC RESEARCH SERVICE, WASHINGTON, DC
. INTERNATIONAL ECONOMICS DIV. OCT 83 71P

1 OF 1
PB 84
118389





PB84-118389

FATUS (Foreign Agricultural
Trade of the United States)
September/October 1983

(U.S.) Economic Research Service
Washington, DC

Oct 83



U.S. Department of Commerce
National Technical Information Service

NTIS

| | | | | |
|---|--|---|-----------|--|
| REPORT DOCUMENTATION PAGE | | 1. REPORT NO. Unnumbered Report | 2. | 3. Recipient's Accession No. PB8 4 118389 |
| 4. Title and Subtitle Foreign Agricultural Trade of the United States, Sept/Oct 1983 | | | | 5. Report Date Sept/Oct 1983 |
| 7. Author(s) Thomas Warden | | | | 6. |
| 9. Performing Organization Name and Address International Economics Division Economic Research Service U.S. Department of Agriculture Washington, D.C. 20250 | | | | 8. Performing Organization Rept. No. FATUS Sept/Oct 1983 |
| 12. Sponsoring Organization Name and Address Same as box 9. | | | | 10. Project/Task/Work Unit No. |
| | | | | 11. Contract(C) or Grant(G) No. (C) (G) |
| | | | | 13. Type of Report & Period Covered |
| | | | | 14. |
| 15. Supplementary Notes | | | | |
| 16. Abstract (Limit: 200 words) Shipments of U.S. farm products remained depressed during the first 11 months of fiscal year 1983, dropping 14 percent below year-earlier levels. Economic growth and a strong dollar attracted agricultural and other products into the United States during the first 11 months of fiscal year 1983. Corn and soybean prices have moved sharply higher recently because of hot, dry weather. U.S. export of farm products to Latin America in fiscal year 1983 are expected to total \$4.7 billion, lower than fiscal year 1982's \$4.9 billion value. U.S. consumers continue to spend less income on food than consumers in other countries, despite many economic problems, including rising food prices during the seventies. | | | | |
| 17. Document Analysis a. Descriptors | | | | |
| Consumers | | Foreign trade | | |
| Crops | | Imports | | |
| Economic growth | | Statistical data | | |
| Exports | | | | |
| b. Identifiers/Open-Ended Terms | | | | |
| Farm products | | Prices as of 1/1/83: Paper: Fiche: \$4.50 Cost codes are: for Paper and A01 for Fiche | | |
| U.S. consumers | | | | |
| U.S. exports | | | | |
| c. COSATI Field/Group 02-C, 05-C | | | | |
| 18. Availability Statement: National Technical Information Service 5285 Port Royal Road, Springfield, VA 22161 | | 19. Security Class (This Report) Unclassified | | 21. No. of Pages 71 |
| | | 20. Security Class (This Page) Unclassified | | 22. Price |





United States
Department of
Agriculture

Economic
Research
Service

FATUS

Foreign Agricultural Trade of the United States

September/October 1983



REPRODUCED BY
NATIONAL TECHNICAL
INFORMATION SERVICE
U.S. DEPARTMENT OF COMMERCE
SPRINGFIELD, VA. 22161

ABBREVIATIONS

| | |
|-----------|------------------------|
| Anhyd | Anhydrous |
| Ex, Excl | Excluding |
| Ext | Extracts |
| Fr | Fresh |
| Froz, Frz | Frozen |
| HL | Hectoliters |
| Incl | Including |
| MNO | Thousand number |
| MT | Metric tons |
| NA | Not available |
| NO | Number |
| Prep | Preparations, prepared |
| Pres | Preserved |
| Prod | Products |
| Prot | Protein |
| Unmfg | Unmanufactured |

SUBSCRIPTION
INFORMATION

Foreign Agricultural Trade of the United States is available on a subscription basis. Six reports and two supplements are published annually. Subscription rates are \$19 domestic; \$23.75 foreign. Send check or money order payable to "Superintendent of Documents" to:

Superintendent of Documents
U.S. Government Printing Office
Washington, D.C. 20402.

* * * * *

Prepared by the World Analysis Branch, International Economics Division, Economic Research Service, U.S. Department of Agriculture. Principal coordinators were John C. Dunmore III, Thomas A. Warden, and Thomasine B. McCall. Thelma Carpenter, Fannye G. Lockley, and Mary L. Fant provided statistical support. Editorial support was provided by Linda L. Hatcher, Research Information Branch, Economics Management Staff. Data processing support was provided by Sharlan Lindow, William Meiller, Phil Rose, and David Hopkins, International Economic Systems Branch, Data Services Center, and Penni Korb, World Analysis Branch.

Digest

October-August Farm Exports Remain Sluggish (see p. 2). Shipments of U.S. farm products remained depressed during the first 11 months of fiscal year 1983, dropping 14 percent below year-earlier levels. Shipments of most of the major commodities dropped, especially wheat, feed grains, rice, and cotton. The fiscal year 1983 export forecast may not be achieved if September movements remain low.

Imports Maintain Strong Pace (see p. 31). Economic growth and a strong dollar attracted agricultural and other products into the United States during the first 11 months of fiscal year 1983. U.S. agricultural imports totaled \$15 billion, 7 percent above those of a year earlier. Prices remained stable and, in some cases, increased in recent months.

Agricultural Commodity Prices Strengthen (see p. 53). Corn and soybean prices have moved sharply higher recently because of hot, dry weather. Wheat and cotton prices are up only slightly, however, with reduced harvested acreage counterbalancing heavy stocks and lower foreign buying.

U.S. Agricultural Exports to Latin America Expected to Total \$4.7 Billion in Fiscal Year 1983 (see p. 60). U.S. exports of farm products to Latin America in fiscal year 1983 are expected to total \$4.7 billion, lower than fiscal year 1982's \$4.9 billion value. Agricultural exports to Mexico, which account for 37 percent of total shipments to the region, will increase about 13 percent.

International Food Consumption Expenditures (see p. 64). U.S. consumers continue to spend less income on food than consumers in other countries, despite many economic problems, including rising food prices during the seventies. U.S. consumers spent only 12.7 percent of their total private consumption expenditures on food in 1979. Canada's 1979 share of 14.5 percent was the second lowest. Spending on food ranged from 15-20 percent in the high-income countries of Western Europe to 60 percent in the lower income countries of Africa and Asia.

October-August Farm Exports Remain Sluggish

U.S. agricultural exports during the first 11 months of fiscal year 1983 fell 13 percent to \$31.8 billion from \$36.7 billion a year earlier. This decline included nearly all of the major commodities, but it most seriously affected wheat exports, with virtually no shipments to our two largest markets—China and the Soviet Union—since January.

The industrialized countries appear to be on the road to economic recovery, which could brighten the export picture in fiscal year 1984. Prospects for fiscal year 1983, however, remain dim. Exports may not reach the current forecast of \$34.5 billion if shipments do not improve in September.

Recent Export Prices Increase

Export prices for corn, sorghum, and soybeans have been climbing steadily since mid-July as the effects of the drought in the United States, on top of the payment-in-kind (PIK) acreage reduction program, become more apparent. Corn prices at the gulf, for example, have risen from \$135 per ton in early July to their present level of \$155 a ton. Soybean prices have risen even faster—from \$230 a ton to \$345 a ton over the same period. These price levels were last attained in 1980/81, prior to the recession.

Wheat Exports Drop Sharply

The U.S. share of the world wheat market in fiscal year 1983 is expected to fall below 40 percent from its peak of 48 percent in fiscal year 1982. Although the United States is still the world's largest exporter of wheat, U.S. wheat and flour exports fell 17 percent to 35 million tons through August. Wheat sales to China fell 75 percent to 1.9 million tons, while the 3 million tons sold to the Soviet Union was only half of 1981/82's figure. India is expected to be the largest U.S. wheat market in fiscal year 1983, purchasing nearly 4 million tons. Other markets that bought more U.S. wheat in fiscal year 1983 than in fiscal year 1982 include Iraq, Morocco, and Bangladesh. Egypt has purchased 1 million tons of U.S. wheat flour under favorable credit arrangements compared with 45 percent of that level a year earlier. In addition, the United States already has shipped over 1.7 million tons of wheat to Egypt in fiscal year 1983.

Feed Grain Exports Fall

Feed grain exports have endured another depressing year in fiscal 1983. To date, corn exports have dropped 7 percent; grain sorghum, 17 percent; and barley, 67 percent. Corn exports showed almost a one-to-one shift from Europe to Asia. However, gains made by U.S. corn exports in Asia and Mexico were accompanied by significant losses in the sorghum markets—particularly Japan, Spain, Venezuela, and Korea.

U.S. sorghum exports would have plummeted to a third of 1981/82's figure were it not for Mexico, which took over 60

percent of total sorghum exports. Meanwhile, none of the top four or five barley markets have purchased anywhere near the amount bought in fiscal year 1982.

Soybean Exports
Dip Slightly

The European Community (EC) boosted U.S. soybean and soybean meal markets in 1981/82 and was expected to do so again in 1982/83. This trend was evident through April; however, U.S. shipments to the EC have been seasonally slow since then. The EC has been diverting a substantial part of its surplus grain into livestock feed. In addition, the EC is using more nongrain feeds, particularly corn gluten feed from the United States. South American supplies were plentiful this summer in contrast to last year. Finally, the internal price relationship in the EC now favors the use of grains and other feeds over soybean meal. Through August, soybean exports amounted to 23.1 million tons, down 3 percent from the record of a year earlier. Sales to Japan, our largest individual market, continue upward, totaling 4.3 million tons, or 8 percent above 1981/82's figure.

Rice Exports
Fall

U.S. rice exports were 28 percent lower than those of a year earlier primarily because of disappointing sales to Nigeria. During October-August, 167,000 tons went to Nigeria versus 380,000 tons in the same 11 months of fiscal year 1982. Competition remains very stiff, particularly from Thailand and Taiwan.

Cotton Shipments
to Asia Depressed

Cotton exports fell 24 percent during October-August to 1.1 million tons from 1.4 million tons in 1981/82. Cotton shipments to China dropped to 2,000 tons from 185,000 in the first 11 months of fiscal year 1982. Shipments to Japan were down more than 20 percent to 275,000 tons, and those to Korea fell 12 percent to 259,000 tons. (Steve Milroe, World Analysis Branch)

Table 1--U.S. agricultural exports: Value by commodity, October-August 1981/82 and 1982/83 and August 1982 and 1983

| Commodity group | October-August | | Change | August | | Change |
|--------------------------------------|-----------------|---------|---------|-----------------|-------|---------|
| | 1981/82 | 1982/83 | | 1982 | 1983 | |
| | Million dollars | | Percent | Million dollars | | Percent |
| Animals and animal products: | | | | | | |
| Animal, live | 226 | 243 | 8 | 52 | 73 | 40 |
| Dairy products | 347 | 315 | -9 | 26 | 20 | -23 |
| Fats, oils, and greases | 644 | 538 | -16 | 44 | 50 | 14 |
| Hides and skins, incl. furskins | 962 | 922 | -4 | 59 | 68 | 15 |
| Cattle hides, whole | 620 | 646 | 4 | 49 | 53 | 8 |
| Furskins | 259 | 210 | -19 | 3 | 5 | 67 |
| Other hides and skins | 83 | 66 | -20 | 7 | 10 | 43 |
| Meats and meat products | 911 | 847 | -7 | 70 | 61 | -13 |
| Poultry and poultry products | 541 | 413 | -24 | 33 | 16 | -52 |
| Other | 160 | 151 | -6 | 8 | 7 | -13 |
| Subtotal | 3,791 | 3,429 | -10 | 292 | 295 | 1 |
| Cotton, excluding linters | 2,029 | 1,568 | -23 | 109 | 137 | 26 |
| Feeds and fodders, excl. prot. meal: | | | | | | |
| Corn byproducts, feed | 467 | 561 | 20 | 35 | 45 | 29 |
| Alfalfa meal and pellets | 73 | 76 | 4 | 8 | 9 | 13 |
| Other feeds, including hay | 427 | 449 | 5 | 27 | 24 | -11 |
| Subtotal | 967 | 1,086 | 12 | 70 | 78 | 11 |
| Fruits and preparations | 1,285 | 1,256 | -2 | 107 | 115 | 7 |
| Grains and preparations: | | | | | | |
| Feed grains, excluding products | 6,604 | 5,835 | -12 | 410 | 510 | 24 |
| Rice | 1,092 | 772 | -29 | 126 | 87 | -31 |
| Wheat and products | 7,105 | 5,678 | -20 | 542 | 420 | -23 |
| Other | 264 | 241 | -9 | 25 | 27 | 8 |
| Subtotal | 15,065 | 12,526 | -17 | 1,103 | 1,044 | -5 |
| Nuts and preparations | 530 | 463 | -13 | 37 | 35 | -5 |
| Oilseeds and products: | | | | | | |
| Protein meals | 1,449 | 1,384 | -4 | 73 | 79 | 8 |
| Soybeans | 6,109 | 5,429 | -11 | 381 | 445 | 17 |
| Soybean and cottonseed oils | 636 | 516 | -19 | 68 | 35 | -49 |
| Sunflowerseeds | 442 | 323 | -27 | 3 | 28 | 833 |
| Other | 379 | 402 | 6 | 26 | 15 | -42 |
| Subtotal | 9,015 | 8,054 | -11 | 551 | 602 | 9 |
| Seeds, grass and vegetable | 283 | 304 | 7 | 12 | 22 | 83 |
| Related sugar products | 85 | 63 | -26 | 20 | 17 | -15 |
| Sugar, cane or beet | 81 | 24 | -70 | 1 | 1/ | -100 |
| Tobacco, unmanufactured | 1,416 | 1,400 | -1 | 87 | 107 | 23 |
| Vegetables and preparations | 1,375 | 918 | -33 | 60 | 65 | 8 |
| Other | 784 | 707 | -10 | 43 | 97 | 126 |
| Total | 36,706 | 31,798 | -13 | 2,492 | 2,614 | 5 |

1/ Less than \$500,000.

Table 2--U.S. agricultural exports: Value (1,000 dol.) by destinations, October-August 1981/82 and 1982/83

| Destination | 1981/82 | | | 1982/83 | | | Percent change of adjusted exports |
|----------------------|----------------|----------------|------------------|----------------|----------------|------------------|------------------------------------|
| | Direct exports | Transit Canada | Adjusted exports | Direct exports | Transit Canada | Adjusted exports | |
| World | 36,706,395 | -- | 36,706,395 | 31,798,086 | -- | 31,798,086 | -13 |
| Canada | 1,707,989 | 23,567 | 1,731,556 | 1,682,883 | 21,116 | 1,703,999 | -1 |
| Latin America | 4,614,230 | 0 | 4,614,230 | 4,330,819 | 128 | 4,330,947 | -6 |
| Mexico | 1,465,363 | -- | 1,465,363 | 1,608,509 | -- | 1,608,509 | 9 |
| Caribbean | 700,849 | -- | 700,849 | 698,020 | -- | 698,020 | 0 |
| S. America | 2,133,277 | 0 | 2,133,277 | 1,714,462 | 128 | 1,714,590 | -19 |
| Venezuela | 714,515 | -- | 714,515 | 549,465 | -- | 549,465 | -23 |
| Brazil | 535,572 | 0 | 535,572 | 367,845 | 128 | 367,973 | -31 |
| E. Europe | 11,387,606 | 365,335 | 11,452,941 | 9,205,131 | 175,348 | 9,380,680 | -18 |
| EC | 8,236,184 | 116,972 | 8,353,156 | 7,007,908 | 74,482 | 7,082,391 | -15 |
| Denmark | 127,489 | 659 | 128,148 | 124,741 | 0 | 124,741 | -2 |
| United Kingdom | 863,032 | 19,256 | 882,288 | 740,983 | 5,152 | 746,095 | -15 |
| Netherlands | 3,079,867 | 41,587 | 3,121,454 | 2,581,117 | 36,334 | 2,617,452 | -16 |
| Belgium-Luxembourg | 861,123 | 954 | 862,077 | 744,649 | 0 | 744,649 | -13 |
| France | 602,570 | 2,083 | 604,653 | 473,742 | 10,164 | 483,906 | -19 |
| Fed Rep Germany | 1,497,570 | 5,869 | 1,503,439 | 1,363,667 | 0 | 1,363,667 | -9 |
| Italy | 924,102 | 44,788 | 968,890 | 725,085 | 22,832 | 747,917 | -22 |
| Greece | 200,989 | 1,776 | 202,765 | 175,939 | 0 | 175,939 | -13 |
| Other W. Europe | 2,351,422 | 248,363 | 3,099,785 | 2,197,423 | 100,866 | 2,298,289 | -25 |
| Norway | 152,053 | 10,718 | 162,771 | 113,151 | 0 | 113,151 | -30 |
| Finland | 113,038 | 3,188 | 116,226 | 34,758 | 0 | 34,758 | -70 |
| Switzerland | 324,665 | -- | 324,665 | 324,114 | -- | 324,114 | 0 |
| Spain | 1,434,056 | 232,160 | 1,766,216 | 955,611 | 100,866 | 1,056,479 | -40 |
| Portugal | 540,035 | 1,992 | 542,027 | 590,680 | 0 | 590,680 | 8 |
| Canary Islands | 56,740 | 305 | 57,045 | 52,756 | 0 | 52,756 | -7 |
| E. Europe | 880,415 | 13,982 | 894,397 | 751,846 | 25,738 | 777,584 | -13 |
| German Dem Rep | 225,761 | 1,937 | 227,698 | 96,981 | 19,064 | 116,045 | -49 |
| Poland | 169,491 | 0 | 169,491 | 209,826 | 6,674 | 216,500 | 27 |
| Romania | 133,511 | 12,045 | 145,556 | 103,692 | 0 | 103,692 | -28 |
| USSR, Est, Lat, Lith | 2,293,265 | 15,799 | 2,309,064 | 966,306 | 6,846 | 973,152 | -57 |
| OSSR | 2,288,207 | 15,799 | 2,304,006 | 966,306 | 6,846 | 973,152 | -57 |
| Asia | 13,071,290 | 78,413 | 13,149,703 | 12,371,135 | 28,670 | 12,399,805 | -5 |
| E. Asia (Mideast) | 1,360,419 | 29,817 | 1,390,236 | 1,327,207 | 22,522 | 1,349,729 | -2 |
| Turkey | 102,346 | 5,086 | 107,432 | 22,746 | 0 | 22,746 | -78 |
| Cyprus | 40,885 | 0 | 40,885 | 18,482 | 1,261 | 19,745 | -51 |
| Syria | 29,203 | 1,485 | 30,688 | 32,390 | 0 | 32,390 | 5 |
| Iraq | 134,873 | 0 | 134,873 | 292,013 | 473 | 292,486 | 176 |
| Iran | 90,248 | 6,893 | 97,141 | 1,534 | 2,140 | 3,674 | -96 |
| Israel | 314,474 | 8,098 | 322,572 | 263,628 | 8,760 | 272,388 | -15 |
| Saudi Arabia | 419,557 | 8,275 | 427,832 | 396,890 | 9,886 | 406,776 | -4 |
| S. Asia | 620,659 | 7,787 | 628,446 | 1,087,565 | 0 | 1,087,565 | 73 |
| India | 279,975 | -- | 279,975 | 747,263 | -- | 747,263 | 166 |
| Sri Lanka | 44,957 | 7,787 | 52,744 | 37,550 | 0 | 37,550 | -28 |
| Japan | 5,323,749 | 22,730 | 5,346,479 | 5,323,872 | 4,750 | 5,328,622 | 0 |
| China (mainland) | 1,713,824 | 18,059 | 1,731,883 | 546,046 | 0 | 546,046 | -68 |
| China (Taiwan) | 1,099,930 | -- | 1,099,930 | 1,097,169 | -- | 1,097,169 | 0 |
| Other E. & S.E. Asia | 2,963,709 | 0 | 2,963,709 | 2,988,278 | 1,398 | 2,990,676 | 0 |
| Indonesia | 406,779 | 0 | 406,779 | 370,168 | 1,398 | 371,566 | -8 |
| Philippines | 295,539 | -- | 295,539 | 345,171 | -- | 345,171 | 16 |
| Rep of Korea | 1,459,927 | -- | 1,459,927 | 1,574,575 | -- | 1,574,575 | 7 |
| Hong Kong | 370,689 | -- | 370,689 | 320,386 | -- | 320,386 | -13 |
| Africa | 2,232,455 | 42,929 | 2,275,384 | 1,976,346 | 50,372 | 2,026,718 | -10 |
| N. Africa | 1,277,205 | 34,909 | 1,312,114 | 1,260,754 | 38,942 | 1,299,697 | 0 |
| Morocco | 158,877 | 2,678 | 161,555 | 192,587 | 7,657 | 200,244 | 23 |
| Algeria | 196,642 | 14,003 | 210,645 | 187,131 | 0 | 187,131 | -11 |
| Tunisia | 89,095 | 5,214 | 94,309 | 58,220 | 19,164 | 77,384 | -17 |
| Egypt | 820,655 | 13,014 | 833,669 | 815,415 | 12,121 | 827,536 | 0 |
| Sub-Sahara | 955,251 | 8,026 | 963,271 | 715,591 | 11,430 | 727,021 | -24 |
| Ghana | 10,325 | 2,970 | 13,295 | 16,589 | 0 | 16,589 | 24 |
| Togo | 11,355 | 0 | 11,355 | 4,907 | 1,070 | 5,977 | -47 |
| Nigeria | 490,115 | 5,050 | 495,165 | 290,109 | 10,360 | 300,469 | -39 |
| Unidentified country | 540,046 | -540,025 | 21 | 308,305 | -308,218 | 87 | 305 |
| Developed countries | 19,341,279 | -120,285 | 19,220,994 | 17,056,473 | -98,244 | 16,958,229 | -11 |
| Less dev countries | 12,477,437 | 72,455 | 12,549,892 | 12,477,416 | 65,660 | 12,543,076 | 0 |
| Cent dev countries | 4,887,679 | 47,840 | 4,935,519 | 2,264,197 | 32,584 | 2,296,781 | -53 |

-- Not applicable.

Table 3--U.S. wheat exports: Quantity (1,000 metric tons) by destinations, October-August 1981/82 and 1982/83

| Destination | 1981/82 | | | 1982/83 | | | Percent change of adjusted exports |
|----------------------|----------------|----------------|------------------|----------------|----------------|------------------|------------------------------------|
| | Direct exports | Transit Canada | Adjusted exports | Direct exports | Transit Canada | Adjusted exports | |
| World | 31,042 | -- | 31,042 | 33,451 | -- | 33,451 | -18 |
| Latin America | 7,112 | 0 | 7,112 | 5,975 | 1 | 5,976 | -15 |
| Mexico | 562 | -- | 562 | 5 | -- | 5 | -99 |
| Central America | 435 | -- | 435 | 391 | -- | 391 | -10 |
| Caribbean | 385 | -- | 385 | 473 | -- | 473 | 22 |
| S. America | 5,750 | 0 | 5,750 | 5,106 | 1 | 5,107 | -11 |
| Colombia | 515 | -- | 515 | 473 | -- | 473 | -8 |
| Venezuela | 658 | -- | 658 | 741 | -- | 741 | 12 |
| Peru | 900 | -- | 900 | 619 | -- | 619 | -31 |
| Chile | 745 | -- | 745 | 833 | -- | 833 | 11 |
| Brazil | 2,601 | 0 | 2,601 | 1,995 | 1 | 1,996 | -23 |
| N. Europe | 2,733 | 702 | 3,435 | 1,502 | 398 | 1,900 | -64 |
| EC | 1,656 | 600 | 2,255 | 911 | 198 | 1,109 | -47 |
| United Kingdom | 61 | 115 | 175 | 6 | 19 | 25 | -95 |
| Netherlands | 471 | 178 | 649 | 311 | 228 | 539 | -16 |
| Belgium-Luxembourg | 208 | 4 | 212 | 87 | 0 | 87 | -58 |
| France | 90 | 13 | 103 | 87 | 0 | 87 | -15 |
| Fed Rep Germany | 160 | 11 | 171 | 65 | 0 | 65 | -62 |
| Italy | 618 | 268 | 885 | 341 | 151 | 492 | -44 |
| Greece | 47 | 11 | 58 | 0 | 0 | 0 | -100 |
| Other N. Europe | 1,077 | 102 | 1,179 | 591 | 0 | 591 | -49 |
| Norway | 71 | 60 | 139 | 18 | 0 | 18 | -87 |
| Finland | 296 | 21 | 317 | 0 | 0 | 0 | -100 |
| Portugal | 539 | 13 | 602 | 473 | 0 | 473 | -20 |
| E. Europe | 248 | 7 | 257 | 173 | 39 | 212 | 60 |
| German Dem Rep | 48 | 9 | 57 | 42 | 9 | 51 | -9 |
| Poland | 0 | 0 | 0 | 38 | 30 | 68 | 0 |
| USSR, Lat, Lith | 5,938 | -- | 5,938 | 2,980 | -- | 2,980 | -49 |
| USSR | 5,938 | -- | 5,938 | 2,980 | -- | 2,980 | -49 |
| Asia | 18,541 | 250 | 18,793 | 16,432 | 73 | 16,505 | -12 |
| N. Asia (Mideast) | 1,863 | 84 | 1,947 | 2,186 | 73 | 2,459 | 26 |
| Turkey | 545 | 32 | 576 | 0 | 0 | 0 | -100 |
| Cyprus | 48 | 0 | 48 | 16 | 8 | 24 | -49 |
| Iraq | 174 | -- | 178 | 1,015 | -- | 1,015 | 470 |
| Israel | 449 | -- | 449 | 390 | -- | 390 | -13 |
| Jordan | 127 | -- | 127 | 338 | -- | 338 | 166 |
| Saudi Arabia | 271 | 53 | 324 | 224 | 65 | 289 | -10 |
| S. Asia | 1,827 | 52 | 1,878 | 4,994 | 0 | 4,994 | 165 |
| India | 997 | -- | 997 | 3,860 | -- | 3,860 | 287 |
| Bangladesh | 372 | -- | 372 | 734 | -- | 734 | 97 |
| Sri Lanka | 247 | 52 | 299 | 208 | 0 | 208 | -30 |
| Japan | 3,068 | -- | 3,068 | 2,979 | -- | 2,979 | -2 |
| China (mainland) | 7,595 | 114 | 7,709 | 1,921 | 0 | 1,921 | -75 |
| China (Taiwan) | 571 | -- | 571 | 580 | -- | 580 | 1 |
| Other E. & S.E. Asia | 3,619 | -- | 3,619 | 3,572 | -- | 3,572 | -1 |
| Indonesia | 838 | -- | 838 | 794 | -- | 794 | -5 |
| Philippines | 799 | -- | 799 | 831 | -- | 831 | 3 |
| Rep of Korea | 1,682 | -- | 1,682 | 1,637 | -- | 1,637 | -2 |
| Africa | 5,258 | 249 | 5,508 | 5,414 | 258 | 5,672 | 2 |
| N. Africa | 3,413 | 197 | 3,610 | 3,778 | 179 | 3,957 | 9 |
| Morocco | 741 | 14 | 755 | 1,129 | 46 | 1,175 | 55 |
| Algeria | 544 | 91 | 634 | 691 | 0 | 691 | 5 |
| Tunisia | 280 | 10 | 290 | 279 | 110 | 389 | 33 |
| Egypt | 1,828 | 82 | 1,910 | 1,679 | 23 | 1,702 | -10 |
| Sub-Sahara | 1,946 | 52 | 1,998 | 1,636 | 79 | 1,715 | -9 |
| Sudan | 214 | -- | 214 | 358 | -- | 358 | 67 |
| Ghana | 0 | 20 | 20 | 0 | 0 | 0 | -99 |
| Togo | 25 | 0 | 25 | 4 | 8 | 13 | -49 |
| Nigeria | 1,205 | 32 | 1,238 | 1,051 | 70 | 1,121 | -9 |
| Unidentified country | 1,209 | -1,209 | 0 | 768 | -768 | 0 | -156 |
| Developed countries | 7,562 | -508 | 7,054 | 5,639 | -370 | 5,269 | -25 |
| Less devel countries | 19,699 | 385 | 20,084 | 22,537 | 332 | 22,868 | 13 |
| Cent plan countries | 13,781 | 123 | 13,904 | 5,275 | 39 | 5,314 | -61 |

-- Not applicable.

Table 4--U.S. coarse grain exports: Quantity (1,000 metric tons) by destinations, October-August 1981/82 and 1982/83

| Destination | 1981/82 | | | 1982/83 | | | Percent change of adjusted exports |
|----------------------|----------------|----------------|------------------|----------------|----------------|------------------|------------------------------------|
| | Direct exports | Transit Canada | Adjusted exports | Direct exports | Transit Canada | Adjusted exports | |
| World | 54,553 | -- | 54,553 | 48,915 | -- | 48,915 | -10 |
| Canada | 280 | 212 | 492 | 229 | 151 | 380 | -22 |
| Latin America | 3,745 | -- | 3,745 | 9,095 | -- | 9,095 | 142 |
| Mexico | 1,181 | -- | 1,181 | 6,620 | -- | 6,620 | 460 |
| Caribbean | 454 | -- | 454 | 532 | -- | 532 | 17 |
| S. America | 1,955 | -- | 1,955 | 1,705 | -- | 1,705 | -12 |
| Venezuela | 1,101 | -- | 1,101 | 996 | -- | 996 | -9 |
| W. Europe | 14,812 | 1,848 | 16,660 | 8,438 | 747 | 9,185 | -44 |
| EC | 6,926 | 88 | 7,015 | 3,738 | 9 | 3,747 | -46 |
| United Kingdom | 1,000 | -- | 1,000 | 652 | -- | 652 | -34 |
| Netherlands | 1,380 | 21 | 1,400 | 380 | 0 | 380 | -72 |
| Belgium-Luxembourg | 2,057 | 3 | 2,060 | 2,155 | 0 | 2,155 | 4 |
| Fed Rep Germany | 1,098 | 38 | 1,137 | 254 | 0 | 254 | -77 |
| Italy | 661 | 27 | 687 | 78 | 9 | 86 | -87 |
| Greece | 730 | -- | 730 | 218 | -- | 218 | -70 |
| Other W. Europe | 7,886 | 1,760 | 9,646 | 4,699 | 738 | 5,438 | -43 |
| Spain | 4,957 | 1,757 | 6,714 | 2,060 | 738 | 2,799 | -58 |
| Portugal | 2,277 | -- | 2,277 | 2,220 | -- | 2,220 | -2 |
| Canary Islands | 105 | 3 | 108 | 112 | 0 | 112 | 3 |
| E. Europe | 3,607 | 66 | 3,673 | 1,311 | 163 | 1,475 | -59 |
| German Dem Rep | 1,543 | 6 | 1,549 | 725 | 156 | 882 | -43 |
| Poland | 406 | 0 | 406 | 483 | 7 | 491 | 20 |
| Romania | 371 | 61 | 431 | 0 | 0 | 0 | -100 |
| USSR, Est, Lat, Lith | 7,454 | 147 | 7,601 | 3,082 | 77 | 3,159 | -58 |
| USSR | 7,454 | 147 | 7,601 | 3,082 | 77 | 3,159 | -58 |
| Asia | 19,733 | 75 | 19,808 | 23,374 | 28 | 23,402 | 18 |
| W. Asia (Mideast) | 1,367 | 75 | 1,442 | 1,346 | 28 | 1,374 | -4 |
| Syria | 155 | 12 | 167 | 112 | 0 | 112 | -32 |
| Iraq | 0 | 0 | 0 | 102 | 3 | 105 | 0 |
| Iran | 15 | 62 | 78 | 0 | 25 | 25 | -68 |
| Israel | 705 | -- | 705 | 698 | -- | 698 | 0 |
| Japan | 11,980 | -- | 11,980 | 12,536 | -- | 12,536 | 6 |
| China (mainland) | 1,028 | -- | 1,028 | 2,161 | -- | 2,161 | 110 |
| China (Taiwan) | 2,185 | -- | 2,185 | 2,998 | -- | 2,998 | 37 |
| Other E. & S.E. Asia | 3,160 | -- | 3,160 | 4,331 | -- | 4,331 | 37 |
| Rep of Korea | 2,788 | -- | 2,788 | 3,769 | -- | 3,769 | 35 |
| Africa | 2,520 | 38 | 2,558 | 2,153 | 65 | 2,218 | -13 |
| N. Africa | 2,094 | 38 | 2,132 | 1,892 | 65 | 1,958 | -8 |
| Morocco | 105 | 4 | 110 | 95 | 5 | 100 | -8 |
| Tunisia | 364 | 34 | 398 | 130 | 10 | 140 | -64 |
| Egypt | 1,273 | 0 | 1,273 | 1,417 | 50 | 1,468 | 15 |
| Unidentified country | 2,186 | -2,386 | 0 | 1,232 | -1,231 | 1 | -18133 |
| Developed countries | 10,175 | -326 | 29,849 | 23,209 | -333 | 22,876 | -23 |
| Less devel countries | 12,290 | 113 | 12,403 | 19,151 | 93 | 19,244 | 55 |
| Cent plan countries | 12,089 | 213 | 12,301 | 6,554 | 240 | 6,794 | -44 |

-- Not applicable.

Table 5--U.S. soybean exports: Quantity (1,000 metric tons) by destinations, October-August 1981/82 and 1982/83

| Destination | 1981/82 | | | 1982/83 | | | Percent change of adjusted exports |
|----------------------|----------------|----------------|------------------|----------------|----------------|------------------|------------------------------------|
| | Direct exports | Transit Canada | Adjusted exports | Direct exports | Transit Canada | Adjusted exports | |
| World | 23,899 | -- | 23,899 | 23,056 | -- | 23,056 | -3 |
| Canada | 306 | 5 | 310 | 289 | 16 | 305 | -1 |
| Latin America | 792 | -- | 792 | 1,203 | -- | 1,203 | 51 |
| Mexico | 323 | -- | 323 | 848 | -- | 848 | 162 |
| S. America | 322 | -- | 322 | 183 | -- | 183 | -43 |
| W. Europe | 14,459 | 243 | 14,702 | 13,113 | 166 | 13,279 | -9 |
| EC | 10,746 | 55 | 10,801 | 9,541 | 59 | 9,600 | -11 |
| Denmark | 167 | 3 | 169 | 131 | 0 | 131 | -22 |
| United Kingdom | 568 | 5 | 573 | 535 | 10 | 544 | -4 |
| Netherlands | 4,918 | 47 | 4,965 | 4,371 | 0 | 4,371 | -11 |
| Belgium-Luxembourg | 1,359 | -- | 1,359 | 1,131 | -- | 1,131 | -16 |
| France | 775 | 0 | 775 | 603 | 49 | 651 | -15 |
| Fed Rep Germany | 2,030 | -- | 2,030 | 1,737 | -- | 1,737 | -14 |
| Italy | 753 | -- | 753 | 723 | -- | 723 | -3 |
| Greece | 176 | -- | 176 | 311 | -- | 311 | 76 |
| Other W. Europe | 3,712 | 188 | 3,901 | 3,572 | 107 | 3,679 | -5 |
| Norway | 250 | -- | 250 | 257 | -- | 257 | 2 |
| Switzerland | 371 | -- | 371 | 441 | -- | 441 | 18 |
| Spain | 2,735 | 188 | 2,923 | 2,160 | 107 | 2,267 | -22 |
| Portugal | 357 | -- | 357 | 708 | -- | 708 | 98 |
| E. Europe | 450 | 25 | 475 | 752 | 7 | 759 | 59 |
| Poland | 47 | 0 | 47 | 188 | 7 | 194 | 313 |
| Yugoslavia | 174 | -- | 174 | 261 | -- | 261 | 49 |
| Romania | 218 | 25 | 243 | 302 | 0 | 302 | 24 |
| USSR, Est, Lat, Lith | 683 | -- | 683 | 199 | -- | 199 | -70 |
| USSR | 683 | -- | 683 | 199 | -- | 199 | -70 |
| Asia | 6,730 | 129 | 6,859 | 7,158 | 72 | 7,230 | 5 |
| W. Asia (Mideast) | 500 | 34 | 534 | 425 | 40 | 466 | -12 |
| Israel | 439 | 34 | 472 | 380 | 40 | 421 | -10 |
| Japan | 3,902 | 96 | 3,998 | 4,298 | 25 | 4,323 | 8 |
| China (mainland) | 370 | -- | 370 | 0 | -- | 0 | -100 |
| China (Taiwan) | 974 | -- | 974 | 1,224 | -- | 1,224 | 25 |
| Other E. & S.E. Asia | 983 | 0 | 983 | 1,211 | 7 | 1,218 | 23 |
| Indonesia | 340 | 0 | 340 | 413 | 7 | 420 | 23 |
| Rep of Korea | 473 | -- | 473 | 654 | -- | 654 | 38 |
| Africa | 77 | 0 | 77 | 34 | 10 | 44 | -42 |
| N. Africa | 72 | 0 | 72 | 31 | 10 | 41 | -43 |
| Egypt | 53 | 0 | 53 | 16 | 10 | 25 | -52 |
| Unidentified country | 402 | -402 | 0 | 271 | -271 | 0 | 0 |
| Developed countries | 19,513 | -25 | 19,488 | 18,392 | -24 | 18,368 | -5 |
| Less devel countries | 2,883 | 0 | 2,883 | 3,714 | 17 | 3,731 | 29 |
| Cent plan countries | 1,503 | 25 | 1,528 | 951 | 7 | 958 | -37 |

--Not applicable.

Table 6--U.S. agricultural exports: Quantity, value, and unit value by commodity and country
October-August 1981/82 and 1982/83, and August 1983

| Commodity and country | October-August | | | | | | August 1983 | | |
|----------------------------------|----------------|---------|--------------------|------------|-----------------|----------|-------------|--------------------|-----------------|
| | Quantity | | Value (1,000 dol.) | | Unit value (\$) | | Quantity | Value (1,000 dol.) | Unit value (\$) |
| | 1981/82 | 1982/83 | 1981/82 | 1982/83 | 1981/82 | 1982/83 | | | |
| Total agricultural exports (NA): | | | 36,706,395 | 11,798,086 | (1) | (1) | | 2,613,504 | (1) |
| World | | | 1,731,556 | 1,703,999 | (1) | (1) | | 162,977 | (1) |
| Canada | | | 4,614,230 | 4,330,947 | (1) | (1) | | 461,692 | (1) |
| Latin America | | | 1,465,363 | 1,608,509 | (1) | (1) | | 208,122 | (1) |
| Mexico | | | 708,849 | 698,020 | (1) | (1) | | 62,323 | (1) |
| Caribbean | | | 2,133,277 | 1,714,590 | (1) | (1) | | 155,937 | (1) |
| S. America | | | 714,515 | 549,465 | (1) | (1) | | 44,477 | (1) |
| Venezuela | | | 535,572 | 367,973 | (1) | (1) | | 31,328 | (1) |
| Brazil | | | 11,452,941 | 9,380,680 | (1) | (1) | | 715,239 | (1) |
| W. Europe | | | 8,353,156 | 7,082,391 | (1) | (1) | | 545,954 | (1) |
| EC | | | 128,148 | 124,741 | (1) | (1) | | 17,195 | (1) |
| Denmark | | | 882,288 | 746,095 | (1) | (1) | | 99,863 | (1) |
| United Kingdom | | | 3,121,454 | 2,617,452 | (1) | (1) | | 150,382 | (1) |
| Netherlands | | | 862,077 | 744,649 | (1) | (1) | | 82,301 | (1) |
| Belgium-Luxembourg | | | 604,653 | 483,906 | (1) | (1) | | 24,703 | (1) |
| France | | | 1,503,439 | 1,363,667 | (1) | (1) | | 98,697 | (1) |
| Fed Rep Germany | | | 968,890 | 747,917 | (1) | (1) | | 38,225 | (1) |
| Italy | | | 202,765 | 175,939 | (1) | (1) | | 28,749 | (1) |
| Greece | | | 3,099,785 | 2,298,289 | (1) | (1) | | 169,285 | (1) |
| Other W. Europe | | | 162,771 | 113,151 | (1) | (1) | | 11,603 | (1) |
| Norway | | | 116,226 | 34,758 | (1) | (1) | | 1,929 | (1) |
| Finland | | | 324,665 | 324,114 | (1) | (1) | | 12,220 | (1) |
| Switzerland | | | 1,766,216 | 1,056,479 | (1) | (1) | | 55,177 | (1) |
| Spain | | | 542,027 | 590,680 | (1) | (1) | | 71,970 | (1) |
| Portugal | | | 57,045 | 52,756 | (1) | (1) | | 2,164 | (1) |
| Canary Islands | | | 894,397 | 777,584 | (1) | (1) | | 49,658 | (1) |
| E. Europe | | | 227,698 | 116,045 | (1) | (1) | | 783 | (1) |
| German Dem Rep | | | 169,481 | 216,500 | (1) | (1) | | 11,013 | (1) |
| Poland | | | 385,556 | 103,692 | (1) | (1) | | 0 | (1) |
| Romania | | | 2,309,064 | 973,152 | (1) | (1) | | 5,305 | (1) |
| USSR, Est. Lat. Lith | | | 2,304,006 | 973,152 | (1) | (1) | | 5,305 | (1) |
| USSR | | | 11,149,703 | 12,399,805 | (1) | (1) | | 973,065 | (1) |
| Asia | | | 1,390,256 | 1,349,729 | (1) | (1) | | 118,736 | (1) |
| W. Asia (Mideast) | | | 107,432 | 22,746 | (1) | (1) | | 1,200 | (1) |
| Turkey | | | 40,885 | 19,745 | (1) | (1) | | 1,947 | (1) |
| Cyprus | | | 30,688 | 32,390 | (1) | (1) | | 290 | (1) |
| Syria | | | 134,873 | 292,486 | (1) | (1) | | 27,027 | (1) |
| Iraq | | | 97,141 | 3,674 | (1) | (1) | | 0 | (1) |
| Iran | | | 322,572 | 272,388 | (1) | (1) | | 22,486 | (1) |
| Israel | | | 427,832 | 406,776 | (1) | (1) | | 41,212 | (1) |
| Saudi Arabia | | | 628,446 | 1,087,565 | (1) | (1) | | 44,366 | (1) |
| S. Asia | | | 279,975 | 747,263 | (1) | (1) | | 13,916 | (1) |
| India | | | 52,744 | 37,550 | (1) | (1) | | 85 | (1) |
| Sri Lanka | | | 5,346,479 | 5,328,622 | (1) | (1) | | 468,833 | (1) |
| Japan | | | 1,731,883 | 546,046 | (1) | (1) | | 191 | (1) |
| China (mainland) | | | 1,088,930 | 1,097,169 | (1) | (1) | | 83,385 | (1) |
| China (Taiwan) | | | 2,963,709 | 2,990,676 | (1) | (1) | | 257,554 | (1) |
| Other E. & S.E. Asia | | | 406,779 | 371,566 | (1) | (1) | | 36,250 | (1) |
| Indonesia | | | 295,539 | 345,171 | (1) | (1) | | 33,051 | (1) |
| Philippines | | | 1,459,927 | 1,574,575 | (1) | (1) | | 134,361 | (1) |
| Rep of Korea | | | 370,689 | 320,386 | (1) | (1) | | 28,506 | (1) |
| Hong Kong | | | 2,275,384 | 2,026,718 | (1) | (1) | | 226,914 | (1) |
| Africa | | | 1,312,114 | 1,299,697 | (1) | (1) | | 121,352 | (1) |
| N. Africa | | | 161,555 | 200,244 | (1) | (1) | | 9,198 | (1) |
| Morocco | | | 210,645 | 187,131 | (1) | (1) | | 22,455 | (1) |
| Algeria | | | 94,309 | 77,384 | (1) | (1) | | 25,868 | (1) |
| Tunisia | | | 833,669 | 827,536 | (1) | (1) | | 63,308 | (1) |
| Egypt | | | 967,271 | 727,021 | (1) | (1) | | 105,562 | (1) |
| Sub-Sahara | | | 13,295 | 16,589 | (1) | (1) | | 818 | (1) |
| Ghana | | | 11,355 | 5,977 | (1) | (1) | | 476 | (1) |
| Toogo | | | 495,165 | 300,469 | (1) | (1) | | 45,199 | (1) |
| Nigeria | | | | 87 | (1) | (1) | | 0 | (1) |
| Unidentified country | | | | 21 | (1) | (1) | | 0 | (1) |
| Developed countries | | | 19,220,984 | 16,958,229 | (1) | (1) | | 1,401,359 | (1) |
| Less devel countries | | | 12,549,892 | 12,543,076 | (1) | (1) | | 1,156,991 | (1) |
| Cent plan countries | | | 4,935,519 | 2,296,781 | (1) | (1) | | 55,154 | (1) |
| Cattle - live (NO): | | | | | | | | | |
| World | 65,634 | 45,721 | 56,515 | 35,853 | 861.06 | 784.17 | 4,910 | 3,211 | 653.95 |
| Canada | 23,951 | 14,856 | 11,978 | 7,733 | 500.09 | 520.50 | 1,140 | 478 | 419.28 |
| Latin America | 28,171 | 6,287 | 24,314 | 6,723 | 863.08 | 1,069.31 | 836 | 473 | 566.00 |
| Mexico | 23,984 | 3,796 | 17,403 | 2,402 | 725.59 | 632.70 | 722 | 311 | 430.46 |
| Central America | 367 | 62 | 672 | 198 | 1,830.08 | 3,185.48 | 5 | 9 | 1,700.00 |
| Caribbean | 958 | 352 | 1,109 | 337 | 1,158.07 | 957.85 | 9 | 1 | 88.89 |
| Trinidad-Tobago | 646 | 236 | 672 | 193 | 1,040.11 | 815.98 | 0 | 0 | -0.00 |
| S. America | 2,862 | 2,077 | 5,130 | 3,786 | 1,792.56 | 1,822.98 | 100 | 153 | 1,530.80 |
| Colombia | 487 | 922 | 1,000 | 1,688 | 2,054.11 | 1,831.11 | 0 | 0 | -0.00 |
| Venezuela | 1,607 | 658 | 2,123 | 637 | 1,321.03 | 968.54 | 0 | 0 | -0.00 |
| Ecuador | 533 | 326 | 1,552 | 920 | 2,912.63 | 2,823.20 | 79 | 107 | 1,356.96 |
| Asia | 12,382 | 24,280 | 17,607 | 20,611 | 1,422.01 | 849.72 | 2,923 | 2,230 | 762.86 |
| W. Asia (Mideast) | 1,124 | 1,278 | 3,185 | 1,815 | 2,833.24 | 1,420.34 | 0 | 0 | -0.00 |
| Saudi Arabia | 1,124 | 1,278 | 3,185 | 1,815 | 2,833.24 | 1,420.34 | 0 | 0 | -0.00 |
| Japan | 2,323 | 1,697 | 4,368 | 2,988 | 1,880.24 | 1,760.97 | 6 | 212 | 35,333.33 |
| Other E. & S.E. Asia | 8,753 | 21,305 | 9,805 | 15,828 | 1,120.20 | 742.91 | 2,917 | 2,018 | 691.76 |
| Philippines | 398 | 0 | 601 | 0 | 1,508.99 | .00 | 0 | 0 | -0.00 |
| Rep of Korea | 8,313 | 21,305 | 9,187 | 15,828 | 1,105.08 | 742.91 | 2,917 | 2,018 | 691.76 |
| Africa | 870 | 184 | 1,957 | 715 | 2,249.26 | 3,887.14 | 8 | 29 | 3,512.50 |

See footnotes at end of table.

Table 6--U.S. agricultural exports: Quantity, value, and unit value by commodity and country
October-August 1981/82 and 1982/83, and August 1983--continued

| Commodity and country | October-August | | | | | | August 1983 | | |
|------------------------------------|----------------|---------|--------------------|---------|-----------------|------------|-------------|--------------------|-----------------|
| | Quantity | | Value (1,000 dol.) | | Unit value (\$) | | Quantity | Value (1,000 dol.) | Unit value (\$) |
| | 1981/82 | 1982/83 | 1981/82 | 1982/83 | 1981/82 | 1982/83 | | | |
| Cattle - live(NO): | | | | | | | | | |
| Sub-Sahara | 658 | 184 | 1,775 | 715 | 2,697.35 | 3,887.14 | 8 | 29 | 3,612.50 |
| Rep S. Africa | 549 | 175 | 1,431 | 684 | 2,607.32 | 3,907.05 | 8 | 29 | 3,612.50 |
| Developed countries | 26,853 | 16,842 | 17,891 | 11,456 | 666.25 | 680.20 | 1,157 | 720 | 622.19 |
| Less devel countries | 18,551 | 28,879 | 38,079 | 24,397 | 987.75 | 894.81 | 3,753 | 2,491 | 661.74 |
| Horses - live(NO): | | | | | | | | | |
| World | 20,400 | 12,547 | 129,284 | 185,085 | 6,337.47 | 14,751.29 | 1,000 | 68,937 | 68,936.99 |
| Canada | 15,685 | 9,472 | 7,064 | 4,738 | 450.39 | 500.19 | 721 | 312 | 460.86 |
| Latin America | 2,301 | 1,294 | 5,012 | 4,054 | 2,178.01 | 3,132.87 | 69 | 481 | 6,976.09 |
| S. America | 1,278 | 889 | 3,181 | 3,170 | 2,645.16 | 3,565.93 | 21 | 375 | 13,899.07 |
| Venezuela | 806 | 660 | 1,440 | 711 | 1,786.88 | 1,077.86 | 9 | 15 | 1,622.22 |
| Brazil | 41 | 53 | 816 | 1,480 | 19,890.78 | 35,470.96 | 18 | 361 | 20,037.50 |
| W. Europe | 1,431 | 1,525 | 111,031 | 165,532 | 77,589.90 | 108,545.87 | 204 | 67,301 | 329,905.55 |
| EC | 1,329 | 1,446 | 109,743 | 163,369 | 32,124.09 | 112,980.00 | 201 | 67,241 | 334,779.77 |
| United Kingdom | 555 | 666 | 52,157 | 103,999 | 93,976.18 | 156,154.95 | 108 | 53,620 | 496,477.52 |
| Iceland | 104 | 192 | 25,985 | 28,174 | 749,850.16 | 146,738.57 | 46 | 3,804 | 82,684.78 |
| France | 326 | 322 | 28,438 | 26,804 | 87,233.54 | 89,452.79 | 31 | 9,250 | 298,389.06 |
| Italy | 126 | 133 | 1,684 | 1,438 | 13,364.12 | 10,810.98 | 10 | 573 | 57,260.00 |
| Other W. Europe | 102 | 79 | 1,888 | 2,163 | 18,512.08 | 27,384.44 | 3 | 10 | 3,333.33 |
| Sweden | 69 | 26 | 1,426 | 1,744 | 20,693.72 | 67,073.08 | 0 | 0 | 0.00 |
| Asia | 961 | 216 | 4,288 | 8,605 | 4,462.34 | 39,837.94 | 2 | 2 | 16.58 |
| Japan | 888 | 130 | 1,659 | 7,321 | 4,120.14 | 56,313.56 | 0 | 0 | 0.00 |
| Africa | 21 | 35 | 1,834 | 1,992 | 87,334.48 | 56,910.00 | 4 | 821 | 205,250.00 |
| Sub-Sahara | 21 | 33 | 1,834 | 1,986 | 87,334.48 | 60,177.27 | 2 | 815 | 407,500.00 |
| Rep S. Africa | 16 | 10 | 1,810 | 1,941 | 173,135.81 | 194,085.00 | 2 | 815 | 407,500.00 |
| Developed countries | 18,023 | 11,161 | 123,623 | 179,905 | 6,859.20 | 16,119.10 | 927 | 68,448 | 73,838.20 |
| Less devel countries | 2,377 | 1,385 | 5,661 | 5,029 | 2,381.60 | 3,631.16 | 73 | 489 | 6,698.40 |
| Pigs - live(NO): | | | | | | | | | |
| World | 32,116 | 20,495 | 11,058 | 11,931 | 344.32 | 418.69 | 1,271 | 639 | 502.46 |
| Canada | 1,218 | 179 | 242 | 41 | 198.78 | 230.62 | 32 | 11 | 340.63 |
| Latin America | 24,620 | 17,215 | 6,072 | 5,487 | 246.61 | 318.71 | 265 | 66 | 247.77 |
| Mexico | 14,135 | 2,501 | 3,263 | 1,451 | 230.81 | 580.06 | 9 | 2 | 220.00 |
| Caribbean | 6,867 | 12,622 | 7,894 | 3,293 | 275.84 | 260.90 | 256 | 64 | 248.75 |
| Haiti | 0 | 548 | 0 | 149 | 0.00 | 271.31 | 256 | 64 | 248.75 |
| Dominican Republic | 5,601 | 11,221 | 1,582 | 2,914 | 282.41 | 259.72 | 0 | 0 | 0.00 |
| Less Windw Is | 1,060 | 816 | 242 | 224 | 228.03 | 267.77 | 0 | 0 | 0.00 |
| S. America | 1,514 | 2,026 | 867 | 698 | 246.83 | 344.54 | 0 | 0 | 0.00 |
| Venezuela | 2,292 | 982 | 405 | 294 | 212.57 | 299.23 | 0 | 0 | 0.00 |
| Ecuador | 999 | 423 | 296 | 112 | 296.78 | 265.30 | 0 | 0 | 0.00 |
| Brazil | 0 | 346 | 0 | 160 | 0.00 | 1,092.55 | 0 | 0 | 0.00 |
| W. Europe | 69 | 116 | 47 | 147 | 677.36 | 1,228.88 | 0 | 0 | 0.00 |
| Hungary | 25 | 116 | 20 | 143 | 784.80 | 1,228.88 | 0 | 0 | 0.00 |
| Asia | 5,878 | 10,068 | 4,431 | 6,191 | 753.76 | 569.67 | 927 | 542 | 584.38 |
| Japan | 1,361 | 4,909 | 1,608 | 2,852 | 1,181.48 | 581.06 | 0 | 0 | 0.00 |
| China (mainland) | 815 | 0 | 470 | 0 | 577.01 | 0.00 | 0 | 0 | 0.00 |
| China (Taiwan) | 1,726 | 1,883 | 1,356 | 1,359 | 785.58 | 721.98 | 296 | 100 | 1,012.56 |
| Other E. & S.E. Asia | 1,976 | 4,076 | 996 | 1,979 | 504.25 | 485.59 | 611 | 242 | 183.52 |
| Thailand | 652 | 532 | 408 | 282 | 625.77 | 529.50 | 366 | 184 | 502.03 |
| Malaysia | 433 | 698 | 204 | 350 | 471.08 | 501.74 | 0 | 0 | 0.00 |
| Singapore | 244 | 444 | 91 | 234 | 372.87 | 545.61 | 0 | 0 | 0.00 |
| Philippines | 530 | 1,584 | 208 | 644 | 392.17 | 406.45 | 265 | 58 | 219.85 |
| Rep of Korea | 66 | 398 | 62 | 288 | 933.71 | 723.41 | 0 | 0 | 0.00 |
| Hong Kong | 37 | 450 | 20 | 181 | 534.97 | 403.21 | 0 | 0 | 0.00 |
| Africa | 179 | 42 | 161 | 30 | 897.97 | 724.28 | 0 | 0 | 0.00 |
| Sub-Sahara | 179 | 42 | 161 | 14 | 897.97 | 724.28 | 0 | 0 | 0.00 |
| Rep S. Africa | 179 | 0 | 161 | 0 | 897.97 | 0.00 | 0 | 0 | 0.00 |
| Developed countries | 2,905 | 5,147 | 2,114 | 2,923 | 727.86 | 567.42 | 79 | 31 | 395.57 |
| Less devel countries | 28,327 | 73,272 | 8,427 | 8,865 | 297.48 | 381.59 | 1,192 | 607 | 509.55 |
| Cent plan countries | 884 | 116 | 517 | 143 | 584.85 | 1,224.88 | 0 | 0 | 0.00 |
| Beef & veal - fresh or frozen(MT): | | | | | | | | | |
| World | 66,878 | 79,290 | 291,010 | 350,224 | 4,351.96 | 4,417.00 | 8,270 | 32,183 | 3,891.09 |
| Canada | 3,965 | 4,938 | 16,658 | 19,179 | 4,201.16 | 3,881.96 | 479 | 1,970 | 4,113.17 |
| Latin America | 9,486 | 10,131 | 35,531 | 36,338 | 3,745.65 | 3,586.85 | 1,156 | 4,167 | 3,604.27 |
| Mexico | 1,328 | 238 | 3,997 | 763 | 3,010.15 | 3,205.26 | 21 | 56 | 2,650.14 |
| Caribbean | 6,169 | 6,593 | 26,869 | 26,825 | 4,355.50 | 4,038.35 | 643 | 2,657 | 4,132.96 |
| Bermuda | 948 | 956 | 5,874 | 5,400 | 6,132.11 | 5,652.81 | 87 | 489 | 5,616.06 |
| Bahamas | 2,029 | 2,021 | 8,160 | 7,361 | 4,021.58 | 3,642.45 | 248 | 891 | 3,593.09 |
| Neth Antilles | 981 | 982 | 4,365 | 4,214 | 4,449.38 | 4,290.73 | 116 | 519 | 4,475.98 |
| S. America | 1,883 | 3,236 | 4,250 | 8,662 | 2,256.79 | 2,676.65 | 476 | 1,313 | 2,759.43 |
| Venezuela | 1,837 | 3,180 | 4,133 | 8,517 | 2,250.73 | 2,678.19 | 473 | 1,304 | 2,756.10 |
| W. Europe | 1,911 | 2,236 | 12,249 | 11,176 | 6,409.95 | 5,087.69 | 85 | 467 | 5,492.20 |
| EC | 1,427 | 1,471 | 7,787 | 6,038 | 5,456.67 | 4,104.39 | 53 | 269 | 5,066.98 |
| Other W. Europe | 484 | 765 | 4,463 | 5,339 | 9,220.54 | 6,978.47 | 32 | 198 | 6,196.47 |
| Switzerland | 263 | 444 | 2,907 | 3,704 | 11,030.33 | 8,303.86 | 27 | 181 | 6,710.96 |
| Asia | 51,064 | 61,402 | 224,686 | 281,717 | 4,400.09 | 4,579.94 | 6,515 | 25,442 | 3,905.12 |
| W. Asia (Mideast) | 3,663 | 3,084 | 20,811 | 17,087 | 5,681.30 | 5,540.69 | 152 | 930 | 6,117.08 |
| Saudi Arabia | 2,796 | 2,120 | 15,305 | 12,280 | 5,473.86 | 5,293.11 | 100 | 570 | 5,701.61 |
| Japan | 43,374 | 53,364 | 180,938 | 241,024 | 4,171.59 | 4,516.60 | 6,159 | 23,174 | 3,762.63 |
| China (Taiwan) | 1,157 | 2,185 | 4,779 | 6,096 | 4,130.48 | 2,790.11 | 70 | 469 | 6,693.98 |
| Other E. & S.E. Asia | 2,869 | 2,760 | 18,132 | 16,910 | 6,320.00 | 6,126.84 | 134 | 469 | 6,488.04 |
| Singapore | 699 | 657 | 4,570 | 4,012 | 6,538.26 | 6,106.65 | 25 | 195 | 7,807.32 |
| Rep of Korea | 600 | 723 | 3,652 | 3,807 | 6,086.88 | 5,265.91 | 64 | 294 | 4,601.26 |
| Hong Kong | 966 | 785 | 5,575 | 4,773 | 5,771.25 | 6,080.72 | 33 | 269 | 8,150.76 |
| Developed countries | 49,418 | 60,606 | 210,544 | 271,719 | 4,260.47 | 4,483.37 | 6,724 | 25,613 | 3,809.42 |
| Less devel countries | 17,420 | 18,684 | 80,466 | 78,505 | 4,619.17 | 4,201.70 | 1,546 | 6,570 | 4,249.77 |

See footnotes at end of table.

Table 6--U.S. agricultural exports: Quantity, value, and unit value by commodity and country
October-August 1981/82 and 1982/83, and August 1983--continued

| Commodity and country | October-August | | | | | | August 1983 | | |
|---|----------------|---------|--------------------|---------|-----------------|----------|-------------|--------------------|-----------------|
| | Quantity | | Value (1,000 dol.) | | Unit value (\$) | | Quantity | Value (1,000 dol.) | Unit value (\$) |
| | 1981/82 | 1982/83 | 1981/82 | 1982/83 | 1981/82 | 1982/83 | | | |
| Horsemeat - fresh or frozen(MT): | | | | | | | | | |
| World | 31,721 | 22,693 | 75,731 | 48,702 | 2,387.41 | 2,146.11 | 1,665 | 1,559 | 2,161.39 |
| Canada | 442 | 149 | 998 | 748 | 2,258.54 | 2,143.23 | 49 | 107 | 2,182.37 |
| W. Europe | 30,285 | 21,246 | 72,860 | 45,803 | 2,405.82 | 2,155.82 | 1,455 | 3,127 | 2,188.88 |
| EC | 28,628 | 20,414 | 69,175 | 43,958 | 2,416.33 | 2,153.33 | 1,403 | 3,017 | 2,150.50 |
| Netherlands | 8,167 | 4,274 | 16,505 | 6,896 | 2,020.99 | 1,813.44 | 168 | 214 | 1,275.11 |
| Belgium-Luxembourg | 6,708 | 5,544 | 14,333 | 10,631 | 2,136.75 | 1,917.48 | 463 | 886 | 1,913.09 |
| France | 12,886 | 9,940 | 35,968 | 28,967 | 2,792.77 | 2,511.73 | 743 | 1,843 | 2,480.08 |
| Italy | 774 | 508 | 2,233 | 1,249 | 2,884.51 | 2,454.48 | 29 | 74 | 2,567.90 |
| Other W. Europe | 1,657 | 832 | 3,686 | 1,845 | 2,224.25 | 2,217.06 | 52 | 109 | 2,105.15 |
| Austria | 373 | 324 | 692 | 564 | 1,856.45 | 1,739.35 | 33 | 49 | 1,484.33 |
| Switzerland | 1,284 | 508 | 2,993 | 1,281 | 2,331.10 | 2,521.74 | 19 | 60 | 3,193.42 |
| Asia | 939 | 1,065 | 1,781 | 2,090 | 1,896.55 | 1,962.64 | 137 | 316 | 2,304.63 |
| Japan | 847 | 1,011 | 1,676 | 2,052 | 1,978.90 | 2,029.49 | 137 | 316 | 2,304.63 |
| Developed countries | 31,612 | 22,606 | 75,615 | 48,602 | 2,391.97 | 2,149.98 | 1,641 | 3,549 | 2,162.00 |
| Pork - fresh & frozen(MT): | | | | | | | | | |
| World | 67,306 | 50,947 | 171,978 | 141,024 | 2,555.17 | 2,768.05 | 3,678 | 7,761 | 2,110.03 |
| Canada | 9,162 | 6,624 | 23,271 | 17,304 | 2,539.90 | 2,612.30 | 569 | 1,856 | 3,262.12 |
| Latin America | 23,436 | 14,158 | 32,809 | 17,525 | 1,376.45 | 1,237.84 | 1,555 | 1,371 | 881.71 |
| Mexico | 11,089 | 7,854 | 8,415 | 4,862 | 758.89 | 619.09 | 1,180 | 706 | 598.45 |
| Caribbean | 8,811 | 3,608 | 15,494 | 6,857 | 1,758.52 | 1,900.46 | 221 | 425 | 1,423.37 |
| Bahamas | 1,308 | 845 | 2,809 | 2,082 | 2,147.57 | 2,463.51 | 86 | 222 | 2,582.03 |
| Dominican Republic | 4,574 | 1,533 | 6,688 | 1,983 | 1,462.10 | 1,293.57 | 55 | 54 | 986.49 |
| North Antilles | 1,148 | 193 | 2,723 | 488 | 2,371.86 | 2,526.58 | 21 | 43 | 2,025.71 |
| S. America | 3,228 | 2,115 | 7,392 | 4,468 | 2,289.96 | 2,112.38 | 151 | 233 | 1,545.20 |
| Venezuela | 2,775 | 1,150 | 6,889 | 3,130 | 2,482.46 | 2,721.81 | 0 | 0 | 0.00 |
| W. Europe | 1,620 | 1,226 | 2,534 | 1,795 | 1,564.39 | 1,463.75 | 290 | 385 | 1,327.24 |
| EC | 1,425 | 1,127 | 2,151 | 1,562 | 1,509.16 | 1,385.59 | 254 | 331 | 1,302.75 |
| Asia | 32,280 | 28,517 | 112,239 | 103,341 | 3,477.04 | 3,623.82 | 1,245 | 4,092 | 3,286.65 |
| Japan | 31,594 | 27,692 | 110,481 | 101,548 | 3,498.00 | 3,667.05 | 1,210 | 3,999 | 3,304.70 |
| Developed countries | 42,477 | 35,542 | 136,605 | 120,646 | 3,215.97 | 3,394.47 | 2,069 | 6,240 | 3,015.42 |
| Less devel countries | 24,828 | 15,405 | 35,371 | 20,378 | 1,424.65 | 1,322.80 | 1,609 | 1,521 | 945.27 |
| Variety meats - fresh/froz(MT): | | | | | | | | | |
| World | 209,218 | 198,631 | 292,902 | 240,845 | 1,199.99 | 1,212.52 | 13,948 | 17,321 | 1,241.82 |
| Canada | 17,482 | 17,134 | 14,593 | 15,345 | 834.75 | 895.37 | 1,742 | 1,433 | 922.43 |
| Latin America | 39,141 | 31,853 | 37,786 | 27,003 | 965.36 | 847.73 | 2,788 | 2,081 | 746.51 |
| Mexico | 23,073 | 20,672 | 19,290 | 13,249 | 836.45 | 640.91 | 2,122 | 1,330 | 626.84 |
| Caribbean | 8,670 | 8,536 | 10,020 | 10,363 | 1,155.69 | 1,214.03 | 637 | 637 | 1,050.14 |
| Dominican Republic | 2,666 | 2,359 | 2,479 | 2,417 | 930.03 | 1,024.72 | 285 | 248 | 869.58 |
| S. America | 3,594 | 1,892 | 6,493 | 2,324 | 1,160.79 | 1,228.55 | 6 | 7 | 1,174.00 |
| Venezuela | 4,037 | 1,306 | 5,000 | 1,864 | 1,238.50 | 1,430.42 | 2 | 2 | 797.00 |
| W. Europe | 105,472 | 91,493 | 123,781 | 93,664 | 1,173.59 | 1,001.83 | 6,419 | 6,533 | 1,017.69 |
| EC | 103,419 | 92,473 | 122,138 | 92,911 | 1,181.00 | 1,004.74 | 6,359 | 6,500 | 1,022.10 |
| United Kingdom | 33,567 | 25,811 | 32,723 | 21,813 | 974.85 | 845.30 | 1,559 | 1,321 | 719.05 |
| Netherlands | 12,688 | 10,871 | 13,811 | 10,147 | 1,049.01 | 933.40 | 552 | 516 | 934.64 |
| Belgium-Luxembourg | 10,296 | 9,022 | 13,275 | 10,621 | 1,289.32 | 1,177.19 | 642 | 853 | 1,328.94 |
| France | 41,540 | 43,442 | 58,551 | 46,379 | 1,409.51 | 1,067.60 | 3,140 | 3,611 | 1,150.00 |
| E. Europe | 1,293 | 5,238 | 1,011 | 2,410 | 781.78 | 460.81 | 0 | 0 | 0.00 |
| Asia | 19,175 | 14,170 | 109,017 | 89,580 | 2,782.82 | 2,346.86 | 2,990 | 7,251 | 2,425.71 |
| W. Asia (Mideast) | 3,427 | 4,584 | 6,879 | 7,198 | 1,797.48 | 1,613.90 | 381 | 656 | 1,720.59 |
| Israel | 2,216 | 1,438 | 3,427 | 4,917 | 1,546.64 | 1,430.05 | 332 | 477 | 1,435.42 |
| Japan | 33,697 | 31,524 | 100,109 | 79,781 | 2,970.82 | 2,530.81 | 2,559 | 6,507 | 2,542.98 |
| Africa | 6,489 | 12,636 | 6,397 | 12,571 | 985.85 | 994.84 | 0 | 0 | 0.00 |
| N. Africa | 6,299 | 12,454 | 6,117 | 12,249 | 971.86 | 983.53 | 0 | 0 | 0.00 |
| Egypt | 6,299 | 12,454 | 6,117 | 12,249 | 971.86 | 983.53 | 0 | 0 | 0.00 |
| Developed countries | 159,020 | 145,594 | 242,100 | 193,711 | 1,522.45 | 1,330.49 | 11,052 | 14,949 | 1,352.61 |
| Less devel countries | 48,905 | 47,799 | 49,792 | 44,720 | 1,016.11 | 935.58 | 2,896 | 2,172 | 818.93 |
| Cent plan countries | 1,293 | 5,238 | 1,011 | 2,414 | 781.78 | 460.81 | 0 | 0 | 0.00 |
| Chickens - fresh or frozen(MT): | | | | | | | | | |
| World | 250,827 | 195,040 | 769,689 | 203,170 | 1,075.20 | 1,041.68 | 13,509 | 14,820 | 1,097.09 |
| Canada | 9,799 | 11,522 | 12,882 | 15,214 | 1,314.67 | 1,320.44 | 1,384 | 2,055 | 1,445.13 |
| Latin America | 77,752 | 55,836 | 69,460 | 37,790 | 891.36 | 676.80 | 3,232 | 2,483 | 760.17 |
| Mexico | 18,768 | 4,622 | 22,952 | 4,186 | 1,222.91 | 905.67 | 562 | 502 | 492.54 |
| Caribbean | 45,670 | 47,729 | 30,950 | 29,903 | 677.68 | 626.52 | 2,571 | 1,899 | 734.35 |
| Jamaica | 22,926 | 23,561 | 6,976 | 7,496 | 304.28 | 318.15 | 960 | 733 | 243.12 |
| Leew-ward Is | 11,611 | 12,711 | 9,901 | 9,467 | 854.71 | 744.76 | 799 | 662 | 424.78 |
| Barbados | 2,238 | 2,291 | 2,735 | 1,862 | 1,222.21 | 812.75 | 91 | 65 | 932.74 |
| North Antilles | 6,163 | 6,223 | 7,590 | 7,340 | 1,231.61 | 1,179.52 | 496 | 581 | 1,172.10 |
| S. America | 12,808 | 3,370 | 14,983 | 3,572 | 1,169.82 | 1,059.80 | 74 | 55 | 742.49 |
| Venezuela | 10,142 | 2,089 | 12,789 | 4,435 | 1,260.98 | 1,165.54 | 0 | 0 | 0.00 |
| W. Europe | 12,848 | 10,956 | 13,866 | 10,362 | 1,079.22 | 947.65 | 293 | 316 | 1,079.51 |
| EC | 4,838 | 3,617 | 5,363 | 3,003 | 1,108.46 | 830.12 | 186 | 218 | 1,173.90 |
| Other W. Europe | 8,010 | 7,339 | 8,503 | 7,359 | 1,061.56 | 1,005.57 | 107 | 98 | 915.28 |
| Canary Islands | 6,332 | 6,102 | 6,663 | 6,089 | 1,072.32 | 997.81 | 55 | 42 | 763.64 |
| USSR, Est. Lat, Lith | 5,004 | 0 | 5,058 | 0 | 1,010.79 | 0.00 | 0 | 0 | 0.00 |
| Latvia | 5,004 | 0 | 5,058 | 0 | 1,010.79 | 0.00 | 0 | 0 | 0.00 |
| Asia | 106,058 | 107,654 | 124,220 | 129,954 | 1,171.24 | 1,207.14 | 7,932 | 9,252 | 1,166.46 |
| W. Asia (Mideast) | 5,159 | 5,731 | 3,186 | 2,497 | 1,780.62 | 1,587.35 | 324 | 469 | 1,447.46 |
| Kuwait | 1,934 | 1,510 | 3,009 | 2,672 | 1,555.73 | 1,398.88 | 67 | 97 | 1,443.74 |
| Saudi Arabia | 2,217 | 2,817 | 4,352 | 4,444 | 1,968.20 | 1,578.83 | 216 | 268 | 1,335.59 |
| Japan | 49,916 | 57,641 | 69,436 | 75,513 | 1,210.75 | 1,310.01 | 4,071 | 5,107 | 1,254.36 |
| Other E. & S.E. Asia | 50,858 | 44,193 | 58,462 | 45,228 | 1,070.86 | 1,021.41 | 3,499 | 3,633 | 1,034.31 |
| Singapore | 27,950 | 19,969 | 31,063 | 22,273 | 1,111.37 | 1,135.37 | 1,426 | 2,058 | 1,120.82 |
| Hong Kong | 22,324 | 21,633 | 22,570 | 20,014 | 1,011.03 | 925.15 | 1,427 | 1,271 | 890.77 |
| Oceania | 6,135 | 5,828 | 6,972 | 6,501 | 1,136.18 | 1,115.55 | 666 | 712 | 1,068.58 |
| French Pacif. Is. | 3,805 | 2,867 | 4,416 | 3,732 | 1,296.84 | 1,301.78 | 372 | 467 | 1,265.31 |

See footnotes at end of table.

Table 6--U.S. agricultural exports: Quantity, value, and unit value by commodity and country
October-August 1981/82 and 1982/83, and August 1983--continued

| Commodity and country | October-August | | | | | | August 1983 | | |
|----------------------------------|----------------|---------|--------------------|---------|-----------------|-----------|-------------|--------------------|-----------------|
| | Quantity | | Value (1,000 dol.) | | Unit value (\$) | | Quantity | Value (1,000 dol.) | Unit value (\$) |
| | 1981/82 | 1982/83 | 1981/82 | 1982/83 | 1981/82 | 1982/83 | | | |
| Chickens - fresh or frozen (MT): | | | | | | | | | |
| Trust Ter Pac Is | 1,667 | 2,036 | 2,067 | 2,388 | 1,240.15 | 1,172.97 | 128 | 159 | 1,281.05 |
| Africa | 33,231 | 3,244 | 37,231 | 3,328 | 1,120.38 | 1,026.01 | 1 | 1 | 1,000.00 |
| N. Africa | 16,959 | 2,826 | 20,185 | 2,920 | 1,190.20 | 1,033.14 | 0 | 0 | 0.00 |
| Egypt | 16,959 | 2,826 | 20,185 | 2,920 | 1,190.20 | 1,033.14 | 0 | 0 | 0.00 |
| Sub-Sahara | 16,272 | 418 | 17,047 | 409 | 1,047.61 | 977.79 | 1 | 1 | 1,000.00 |
| Nigeria | 15,069 | 9 | 15,988 | 21 | 1,061.01 | 2,351.67 | 0 | 0 | 0.00 |
| Developed countries | 73,449 | 80,438 | 87,820 | 791,386 | 1,195.66 | 1,260.42 | 5,748 | 7,478 | 1,301.01 |
| Less devel countries | 172,374 | 114,599 | 176,812 | 101,770 | 1,025.74 | 888.05 | 7,760 | 7,341 | 946.04 |
| Cent plan countries | 5,00* | 3 | 5,058 | 15 | 1,010.79 | 4,853.33 | 0 | 0 | 0.00 |
| World | 24,983 | 20,159 | 36,335 | 27,113 | 1,464.40 | 1,344.94 | 1,068 | 1,549 | 1,450.27 |
| Canada | 1,277 | 944 | 2,000 | 1,819 | 1,565.85 | 1,927.09 | 29 | 50 | 1,728.45 |
| Latin America | 1,824 | 3,167 | 5,588 | 4,951 | 1,461.31 | 1,563.25 | 137 | 200 | 1,459.33 |
| Central America | 391 | 222 | 854 | 456 | 2,183.11 | 2,052.31 | 16 | 15 | 2,202.69 |
| Panama | 345 | 175 | 776 | 385 | 2,247.98 | 2,201.32 | 15 | 34 | 2,286.73 |
| Caribbean | 1,944 | 1,401 | 2,525 | 2,076 | 1,298.86 | 1,481.97 | 105 | 150 | 1,428.08 |
| Bahamas | 387 | 389 | 448 | 472 | 1,157.91 | 1,214.45 | 22 | 35 | 1,570.00 |
| Trinidad-Tobago | 796 | 343 | 1,014 | 703 | 1,274.05 | 2,050.14 | 0 | 0 | 0.00 |
| S. America | 1,126 | 1,447 | 1,889 | 2,343 | 1,677.99 | 1,619.10 | 0 | 0 | 0.00 |
| Venezuela | 936 | 1,413 | 1,571 | 2,312 | 1,678.51 | 1,613.38 | 0 | 0 | 0.00 |
| W. Europe | 8,782 | 5,465 | 13,981 | 7,005 | 1,591.98 | 1,281.75 | 285 | 396 | 1,391.11 |
| EC | 8,166 | 4,974 | 12,889 | 6,090 | 1,578.34 | 1,224.40 | 251 | 352 | 1,403.55 |
| United Kingdom | 522 | 359 | 2,129 | 1,502 | 4,078.86 | 4,185.02 | 33 | 138 | 4,167.70 |
| Netherlands | 805 | 389 | 1,392 | 423 | 1,729.65 | 1,060.51 | 0 | 0 | 0.00 |
| Fed Rep Germany | 6,474 | 3,917 | 8,430 | 3,735 | 1,302.09 | 948.78 | 0 | 0 | 0.00 |
| Other W. Europe | 616 | 491 | 1,092 | 915 | 1,772.68 | 1,862.76 | 202 | 186 | 920.84 |
| Switzerland | 248 | 262 | 511 | 191 | 2,060.81 | 1,490.92 | 34 | 44 | 1,299.29 |
| Asia | 4,547 | 4,437 | 8,220 | 7,298 | 1,807.68 | 1,644.83 | 522 | 847 | 1,672.02 |
| U. Asia (Mideast) | 2,222 | 1,188 | 4,653 | 2,450 | 2,094.26 | 2,062.62 | 56 | 110 | 1,965.46 |
| Kuwait | 235 | 172 | 526 | 427 | 2,237.68 | 2,484.30 | 14 | 25 | 1,761.78 |
| Saudi Arabia | 1,454 | 867 | 3,791 | 1,628 | 2,044.70 | 1,877.94 | 41 | 82 | 1,990.90 |
| Japan | 713 | 1,530 | 1,493 | 2,675 | 2,093.69 | 1,788.12 | 189 | 301 | 1,805.33 |
| Other E. & S.E. Asia | 1,538 | 1,691 | 1,920 | 2,118 | 1,248.39 | 1,252.56 | 274 | 308 | 1,417.13 |
| Singapore | 311 | 182 | 487 | 320 | 1,567.49 | 1,756.82 | 4 | 8 | 1,992.08 |
| Hong Kong | 1,179 | 1,403 | 1,319 | 1,598 | 1,119.51 | 1,138.97 | 250 | 345 | 1,378.47 |
| Oceania | 464 | 849 | 418 | 642 | 943.82 | 756.46 | 95 | 56 | 586.00 |
| Trust Ter Pac Is | 358 | 685 | 293 | 445 | 818.34 | 649.89 | 47 | 21 | 507.58 |
| Africa | 6,089 | 5,297 | 6,110 | 5,398 | 1,003.41 | 1,079.00 | 0 | 0 | 0.00 |
| N. Africa | 1,250 | 4,096 | 948 | 4,624 | 758.36 | 982.39 | 0 | 0 | 0.00 |
| Egypt | 1,250 | 4,096 | 948 | 4,624 | 758.36 | 982.39 | 0 | 0 | 0.00 |
| Sub-Sahara | 4,839 | 1,201 | 5,162 | 1,374 | 1,066.71 | 1,143.85 | 0 | 0 | 0.00 |
| Togo | 2,070 | 719 | 2,358 | 723 | 1,139.11 | 1,005.95 | 0 | 0 | 0.00 |
| Nigeria | 2,569 | 99 | 2,548 | 0 | 981.87 | 0.00 | 0 | 0 | 0.00 |
| S. Africa | 99 | 0 | 118 | 548 | 1,205.10 | 1,384.46 | 0 | 0 | 0.00 |
| Developed countries | 10,889 | 8,346 | 17,653 | 12,104 | 1,621.15 | 1,450.28 | 0 | 0 | 0.00 |
| Less devel countries | 14,094 | 11,813 | 18,683 | 15,009 | 1,325.57 | 1,270.52 | 503 | 761 | 1,546.21 |
| World | 2,254 | 1,847 | 32,642 | 36,425 | 14,481.73 | 19,721.40 | 166 | 1,642 | 9,891.73 |
| Canada | 111 | 729 | 2,861 | 2,883 | 25,777.91 | 12,589.73 | 42 | 84 | 1,989.55 |
| W. Europe | 744 | 197 | 4,552 | 1,573 | 6,117.82 | 7,985.12 | 14 | 38 | 2,696.57 |
| EC | 722 | 172 | 4,400 | 1,506 | 6,093.49 | 8,756.42 | 14 | 38 | 2,696.57 |
| Denmark | 17 | 11 | 46 | 600 | 2,705.23 | 54,528.54 | 0 | 0 | 0.00 |
| United Kingdom | 111 | 5 | 644 | 19 | 5,702.61 | 3,741.20 | 0 | 0 | 0.00 |
| France | 304 | 32 | 1,343 | 172 | 4,419.25 | 5,362.59 | 10 | 20 | 1,993.60 |
| Fed Rep Germany | 283 | 118 | 2,245 | 602 | 7,934.37 | 5,104.85 | 0 | 18 | 4,450.00 |
| Asia | 1,377 | 1,407 | 25,094 | 31,784 | 18,223.31 | 22,599.80 | 110 | 1,517 | 13,786.49 |
| Japan | 704 | 107 | 8,313 | 3,705 | 40,749.59 | 34,627.04 | 1 | 49 | 16,468.67 |
| China (Taiwan) | 779 | 469 | 3,478 | 2,453 | 4,464.59 | 5,233.41 | 77 | 350 | 4,540.38 |
| Other E. & S.E. Asia | 387 | 829 | 13,258 | 25,608 | 34,257.77 | 30,889.64 | 30 | 1,117 | 17,249.97 |
| Singapore | 1 | 22 | 191 | 833 | 63,775.00 | 37,869.50 | 0 | 0 | 0.00 |
| Pop of Korea | 243 | 650 | 12,010 | 23,165 | 49,425.34 | 35,638.10 | 30 | 1,117 | 37,249.97 |
| Hong Kong | 110 | 147 | 1,014 | 1,584 | 9,216.87 | 10,778.47 | 0 | 0 | 0.00 |
| Developed countries | 1,067 | 536 | 15,763 | 8,170 | 14,773.35 | 15,243.09 | 59 | 174 | 2,947.78 |
| Less devel countries | 1,180 | 1,308 | 16,837 | 28,230 | 14,268.37 | 21,482.25 | 107 | 1,468 | 13,720.63 |
| World | | | 118,536 | 67,666 | (1) | (1) | | | |
| Canada | | | 10,998 | 9,237 | (1) | (1) | | 4,444 | (1) |
| Latin America | | | 35,448 | 29,981 | (1) | (1) | | 460 | (1) |
| Mexico | | | 13,381 | 11,849 | (1) | (1) | | 1,640 | (1) |
| Central America | | | 1,503 | 1,179 | (1) | (1) | | 51 | (1) |
| Caribbean | | | 11,896 | 12,409 | (1) | (1) | | 181 | (1) |
| Jamaica | | | 3,487 | 3,661 | (1) | (1) | | 1,124 | (1) |
| Dominican Republic | | | 757 | 1,155 | (1) | (1) | | 279 | (1) |
| Trinidad-Tobago | | | 5,234 | 5,439 | (1) | (1) | | 155 | (1) |
| S. America | | | 8,568 | 4,346 | (1) | (1) | | 501 | (1) |
| Venezuela | | | 4,769 | 1,501 | (1) | (1) | | 285 | (1) |
| Suriname | | | 945 | 984 | (1) | (1) | | 0 | (1) |
| W. Europe | | | 11,880 | 5,175 | (1) | (1) | | 93 | (1) |
| EC | | | 10,840 | 4,171 | (1) | (1) | | 445 | (1) |
| United Kingdom | | | 1,406 | 574 | (1) | (1) | | 372 | (1) |
| Fed Rep Germany | | | 5,999 | 1,953 | (1) | (1) | | 14 | (1) |
| Italy | | | 1,874 | 994 | (1) | (1) | | 278 | (1) |
| Other W. Europe | | | 1,040 | 1,004 | (1) | (1) | | 104 | (1) |
| Asia | | | 58,324 | 21,829 | (1) | (1) | | 72 | (1) |
| U. Asia (Mideast) | | | 21,549 | 3,065 | (1) | (1) | | 1,846 | (1) |
| | | | | | | | | 95 | (1) |

See footnote at end of table.

Table 6--U.S. agricultural exports: Quantity, value, and unit value by commodity and country
October-August 1981/82 and 1982/83, and August 1983--continued

| Commodity and country | October-August | | | | | | August 1983 | | |
|--|----------------|---------|--------------------|---------|-----------------|----------|-------------|--------------------|-----------------|
| | Quantity | | Value (1,000 dol.) | | Unit value (\$) | | Quantity | Value (1,000 dol.) | Unit value (\$) |
| | 1981/82 | 1982/83 | 1981/82 | 1982/83 | 1981/82 | 1982/83 | | | |
| Eggs (NA) | | | | | | | | | |
| Lebanon | --- | --- | 1,839 | 40 | (1) | (1) | --- | 31 | (3) |
| Iraq | --- | --- | 10,599 | 0 | (1) | (1) | --- | 0 | (1) |
| Saudi Arabia | --- | --- | 4,155 | 710 | (1) | (1) | --- | 0 | (1) |
| Qatar | --- | --- | 1,962 | 378 | (1) | (1) | --- | 0 | (1) |
| United Arab Emir. | --- | --- | 4,792 | 1,725 | (1) | (1) | --- | 0 | (1) |
| Japan | --- | --- | 27,763 | 13,120 | (1) | (1) | --- | 36 | (3) |
| Other E. & S.E. Asia | --- | --- | 6,962 | 5,624 | (1) | (1) | --- | 1,158 | (1) |
| Hong Kong | --- | --- | 6,366 | 5,217 | (1) | (1) | --- | 39.1 | (1) |
| Africa | | | | | | | | | |
| N. Africa | --- | --- | 7,555 | 922 | (1) | (1) | --- | 152 | (1) |
| Egypt | --- | --- | 1,080 | 851 | (1) | (1) | --- | 1 | (1) |
| Developed countries | --- | --- | 1,080 | 851 | (1) | (1) | --- | 1 | (1) |
| Less devel countries | --- | --- | 51,230 | 27,751 | (1) | (1) | --- | 1 | (1) |
| Nonfat dry milk (NT) | --- | --- | 67,265 | 39,746 | (1) | (1) | --- | 2,281 | (1) |
| World | | | | | | | | | |
| Latin America | 86,933 | 172,879 | 45,893 | 127,744 | 527.92 | 738.92 | 19,317 | 16,079 | 832.17 |
| Mexico | 22,196 | 65,228 | 15,780 | 58,370 | 710.96 | 894.85 | 11,412 | 8,998 | 780.44 |
| Central America | 7,933 | 35,790 | 9,533 | 36,957 | 1,201.71 | 1,018.65 | 7,953 | 7,033 | 884.27 |
| Guatemala | 7,423 | 18,670 | 2,989 | 9,023 | 402.66 | 615.05 | 2,367 | 1,290 | 544.89 |
| El Salvador | 684 | 5,416 | 280 | 1,152 | 425.06 | 581.90 | 1,253 | 618 | 493.25 |
| Honduras | 2,862 | 5,829 | 1,147 | 3,499 | 400.77 | 600.27 | 1,108 | 665 | 600.24 |
| Panama | 1,252 | 2,344 | 387 | 1,524 | 308.93 | 650.32 | 0 | 0 | .00 |
| Caribbean | 1,423 | 1,007 | 655 | 800 | 459.98 | 794.70 | 0 | 0 | .00 |
| Jamaica | 1,018 | 7,725 | 586 | 8,606 | 575.72 | 1,114.09 | 4 | 2 | 544.00 |
| Haiti | 24 | 3,920 | 33 | 6,515 | 1,389.17 | 1,661.97 | 163 | 106 | 657.51 |
| S. America | 843 | 3,021 | 173 | 1,720 | 442.71 | 569.22 | 0 | 0 | .00 |
| Peru | 5,872 | 7,043 | 2,672 | 4,283 | 458.99 | 608.13 | 931 | 569 | 611.64 |
| Bolivia | 1,863 | 898 | 786 | 555 | 423.87 | 618.57 | 56 | 34 | 600.11 |
| E. Europe | 2,398 | 3,336 | 1,059 | 2,031 | 441.53 | 604.92 | 737 | 442 | 599.71 |
| Poland | 6,925 | 23,507 | 5,472 | 18,050 | 790.18 | 682.76 | 1,753 | 1,104 | 629.51 |
| Asia | | | | | | | | | |
| S. Asia | 17,791 | 22,871 | 6,810 | 16,050 | 790.18 | 682.76 | 1,753 | 1,104 | 629.51 |
| Pakistan | 11,062 | 10,980 | 3,657 | 6,478 | 383.90 | 716.36 | 1,859 | 3,381 | 1,818.99 |
| Sri Lanka | 10,014 | 7,896 | 3,188 | 4,743 | 330.57 | 599.07 | 1 | 3 | 3,000.00 |
| Other E. & S.E. Asia | 0 | 2,265 | 0 | 1,337 | .00 | 590.22 | 0 | 0 | .00 |
| Indonesia | 5,865 | 10,979 | 2,788 | 9,042 | 674.65 | 828.14 | 1,856 | 3,375 | 1,818.19 |
| Philippines | 458 | 5,087 | 359 | 5,389 | 783.12 | 1,051.51 | 1,741 | 3,302 | 1,896.38 |
| Africa | 5,166 | 5,867 | 2,248 | 3,680 | 435.11 | 627.15 | 113 | 68 | 601.89 |
| N. Africa | 39,029 | 60,575 | 17,027 | 36,429 | 436.26 | 601.38 | 4,283 | 2,571 | 600.21 |
| Morocco | 9,892 | 28,099 | 4,107 | 16,841 | 425.19 | 599.33 | 2,621 | 1,572 | 599.67 |
| Egypt | 307 | 7,134 | 92 | 4,273 | 299.19 | 999.00 | 0 | 0 | .00 |
| Sub-Sahara | 8,797 | 20,865 | 3,688 | 12,267 | 418.82 | 599.43 | 2,621 | 1,572 | 599.67 |
| North Africa | 29,137 | 32,476 | 12,920 | 19,588 | 443.42 | 603.16 | 1,662 | 999 | 601.07 |
| Mauritania | 1,599 | 1,217 | 640 | 730 | 400.14 | 599.66 | 0 | 0 | .00 |
| Sierra Leone | 1,152 | 1,277 | 482 | 766 | 418.78 | 599.72 | 0 | 0 | .00 |
| Togo | 1,514 | 1,963 | 539 | 1,175 | 355.97 | 598.67 | 0 | 0 | .00 |
| Upper Volta | 2,359 | 4,462 | 1,125 | 2,631 | 476.87 | 589.57 | 0 | 0 | .00 |
| Angola | 1,740 | 622 | 732 | 524 | 420.54 | 841.88 | 99 | 59 | 598.40 |
| Swaziland | 1,149 | 184 | 562 | 107 | 489.47 | 582.51 | 0 | 0 | .00 |
| Somalia | 5,096 | 3,297 | 2,304 | 1,977 | 419.22 | 599.57 | 0 | 0 | .00 |
| Ethiopia | 1,504 | 3,794 | 630 | 2,232 | 419.21 | 588.38 | 788 | 470 | 599.51 |
| Kenya | 2,387 | 2,989 | 1,036 | 1,709 | 434.20 | 599.72 | 0 | 0 | .00 |
| Malagasy Rep | 1,120 | 1,138 | 510 | 682 | 455.54 | 599.25 | 64 | 38 | 599.25 |
| Botswana | 998 | 0 | 599 | 0 | 599.76 | .00 | 0 | 0 | .00 |
| Lesotho | 2,002 | 3,169 | 989 | 1,943 | 493.98 | 611.18 | 0 | 0 | .00 |
| Developed countries | 1,616 | 1,129 | 807 | 633 | 499.53 | 738.12 | 10 | 25 | 2,455.20 |
| Less devel countries | 78,392 | 148,243 | 39,614 | 110,861 | 505.33 | 747.83 | 17,554 | 14,951 | 851.70 |
| Cent plan countries | 6,925 | 23,507 | 5,472 | 16,050 | 790.18 | 682.76 | 1,753 | 1,104 | 629.51 |
| Butter & anhyd milkfat (NT) | | | | | | | | | |
| World | | | | | | | | | |
| Latin America | 87,509 | 37,359 | 151,562 | 58,204 | 1,731.96 | 1,557.98 | 1,414 | 2,275 | 1,608.57 |
| Mexico | 1,777 | 2,609 | 10,357 | 8,443 | 2,742.13 | 2,334.41 | 155 | 369 | 2,382.69 |
| Central America | 2,953 | 701 | 7,476 | 1,444 | 2,531.75 | 2,059.95 | 53 | 95 | 1,796.00 |
| Panama | 343 | 688 | 941 | 1,880 | 2,742.59 | 2,733.26 | 76 | 210 | 2,765.92 |
| Caribbean | 322 | 688 | 908 | 1,880 | 2,821.01 | 2,732.33 | 76 | 210 | 2,765.92 |
| Jamaica | 478 | 1,887 | 1,932 | 4,214 | 4,041.47 | 2,233.31 | 26 | 64 | 2,458.47 |
| Dominican Republic | 343 | 608 | 1,684 | 1,334 | 4,397.99 | 2,194.00 | 2 | 9 | 4,592.50 |
| S. America | 3 | 1,010 | 9 | 2,393 | 2,842.00 | 2,369.05 | 0 | 0 | .00 |
| Chile | 3 | 333 | 8 | 904 | 2,750.67 | 2,715.24 | 0 | 0 | .00 |
| E. Europe | 0 | 286 | 0 | 780 | .00 | 2,726.43 | 0 | 0 | .00 |
| EC | 22,749 | 10,207 | 40,246 | 15,962 | 1,769.14 | 1,563.83 | 918 | 1,225 | 1,334.67 |
| Belgium-Luxembourg | 22,749 | 10,205 | 40,246 | 15,957 | 1,769.14 | 1,563.62 | 918 | 1,225 | 1,334.67 |
| E. Europe | 21,772 | 10,196 | 38,601 | 15,942 | 1,772.97 | 1,561.56 | 918 | 1,225 | 1,334.67 |
| Poland | 17,496 | 17,852 | 25,152 | 23,701 | 1,437.58 | 1,327.66 | 340 | 670 | 1,971.80 |
| Asia | 17,496 | 17,852 | 25,152 | 23,701 | 1,437.58 | 1,327.66 | 340 | 670 | 1,971.80 |
| Oceania | 42 | 254 | 85 | 595 | 2,017.48 | 2,341.52 | 1 | 7 | 7,113.00 |
| New Zealand | 42,994 | 5,315 | 74,892 | 9,282 | 1,741.91 | 1,746.48 | 0 | 2 | .00 |
| Developed countries | 42,990 | 5,301 | 74,873 | 9,231 | 1,741.64 | 1,741.35 | 0 | 2 | .00 |
| Less devel countries | 66,188 | 15,628 | 115,948 | 25,405 | 1,751.80 | 1,625.62 | 918 | 1,227 | 1,336.63 |
| Cent plan countries | 3,825 | 3,879 | 10,462 | 9,098 | 2,735.13 | 2,345.39 | 156 | 377 | 2,417.20 |
| Cheese (NT) | | | | | | | | | |
| World | | | | | | | | | |
| Canada | 8,297 | 19,302 | 20,939 | 31,821 | 2,523.63 | 1,648.60 | 859 | 1,864 | 2,169.43 |
| Latin America | 1,069 | 1,256 | 3,962 | 3,962 | 3,670.03 | 3,154.21 | 117 | 410 | 3,502.39 |
| Mexico | 2,069 | 3,892 | 6,532 | 8,100 | 3,157.09 | 2,081.25 | 532 | 778 | 1,462.56 |
| Central America | 377 | 2,054 | 917 | 1,966 | 2,432.79 | 958.54 | 440 | 418 | 950.65 |
| | 318 | 356 | 1,001 | 1,261 | 3,147.85 | 3,542.77 | 40 | 159 | 3,986.95 |

See footnotes at end of table.

Table 6--U.S. agricultural exports: Quantity, value, and unit value by commodity and country
October-August 1981/82 and 1982/83, and August 1983--continued

| Commodity and country | October-August | | | | | | August 1983 | | |
|--------------------------------|----------------|-----------|--------------------|---------|-----------------|----------|-------------|--------------------|-----------------|
| | Quantity | | Value (1,000 dol.) | | Unit value (\$) | | Quantity | Value (1,000 dol.) | Unit value (\$) |
| | 1981/82 | 1982/83 | 1981/82 | 1982/83 | 1981/82 | 1982/83 | | | |
| Cheese (HT): | | | | | | | | | |
| Panama | 266 | 274 | 820 | 963 | 3,081.09 | 3,514.78 | 38 | 148 | 3,887.76 |
| Caribbean | 898 | 768 | 3,115 | 2,686 | 3,469.16 | 3,497.35 | 46 | 166 | 3,604.83 |
| Bermuda | 155 | 116 | 524 | 473 | 3,377.62 | 4,079.16 | 11 | 49 | 4,436.64 |
| Bahamas | 139 | 107 | 516 | 370 | 3,710.75 | 3,453.52 | 7 | 27 | 3,887.86 |
| Haiti | 72 | 51 | 258 | 190 | 3,465.78 | 3,720.88 | 0 | 1 | .00 |
| Dominican Republic | 82 | 7 | 403 | 25 | 4,920.15 | 3,514.00 | 0 | 3 | .00 |
| Trinidad-Tobago | 60 | 114 | 257 | 409 | 4,284.93 | 3,586.40 | 7 | 34 | 4,850.43 |
| Neth Antilles | 236 | 166 | 644 | 549 | 2,730.35 | 3,306.83 | 7 | 23 | 3,220.14 |
| S. America | 476 | 717 | 1,499 | 2,187 | 3,148.20 | 3,050.33 | 6 | 34 | 5,749.67 |
| Colombia | 108 | 137 | 361 | 377 | 3,344.75 | 2,753.29 | 3 | 18 | 6,156.00 |
| Venezuela | 334 | 539 | 986 | 1,647 | 2,951.92 | 3,056.18 | 0 | 0 | .00 |
| W. Europe | 389 | 30 | 346 | 112 | 888.75 | 3,749.70 | 5 | 14 | 2,717.20 |
| EC | 388 | 30 | 342 | 112 | 880.72 | 3,749.70 | 5 | 14 | 2,717.20 |
| E. Europe | 3,019 | 12,520 | 2,625 | 12,622 | 869.63 | 1,008.17 | 67 | 67 | 1,005.07 |
| Poland | 3,019 | 12,520 | 2,625 | 12,622 | 869.63 | 1,008.17 | 67 | 67 | 1,005.07 |
| Asia | 1,589 | 1,395 | 6,830 | 6,348 | 4,298.52 | 4,550.55 | 98 | 495 | 5,046.82 |
| W. Asia (Mideast) | 339 | 278 | 1,043 | 964 | 3,076.32 | 3,468.71 | 14 | 43 | 3,050.14 |
| Saudi Arabia | 115 | 182 | 362 | 656 | 3,147.96 | 3,601.70 | 1 | 10 | 3,330.00 |
| United Arab Emir. | 120 | 28 | 319 | 55 | 2,659.30 | 1,966.00 | 0 | 0 | .00 |
| Japan | 989 | 847 | 4,774 | 4,361 | 4,827.38 | 5,188.32 | 74 | 401 | 5,420.35 |
| Other E. & S.E. Asia | 239 | 259 | 910 | 967 | 3,807.85 | 3,732.37 | 10 | 51 | 5,078.00 |
| Hong Kong | 110 | 83 | 387 | 306 | 3,517.28 | 3,685.42 | 3 | 18 | 5,993.33 |
| Oceania | 89 | 83 | 369 | 332 | 4,143.94 | 4,001.78 | 2 | 9 | 4,717.00 |
| Africa | 73 | 126 | 313 | 344 | 4,286.96 | 2,732.64 | 38 | 91 | 2,388.21 |
| Sub-Sahara | 73 | 126 | 312 | 344 | 4,280.03 | 2,732.64 | 38 | 91 | 2,388.21 |
| Developed countries | 2,530 | 2,251 | 9,422 | 8,804 | 3,723.98 | 3,910.96 | 223 | 883 | 3,959.22 |
| Less devel countries | 2,748 | 4,531 | 8,891 | 10,395 | 3,235.60 | 2,294.27 | 569 | 913 | 1,605.09 |
| Cent plan countries | 3,019 | 12,520 | 2,625 | 12,622 | 869.63 | 1,008.17 | 67 | 67 | 1,005.07 |
| Lard (HT): | | | | | | | | | |
| World | 48,478 | 41,309 | 28,747 | 20,923 | 592.99 | 506.51 | 2,636 | 1,457 | 552.86 |
| Canada | 11,520 | 7,673 | 5,639 | 3,555 | 489.47 | 463.36 | 583 | 266 | 456.83 |
| Latin America | 35,214 | 20,570 | 22,002 | 11,701 | 624.80 | 568.84 | 1,994 | 1,148 | 575.66 |
| Mexico | 31,095 | 16,575 | 18,662 | 8,607 | 600.17 | 519.25 | 1,806 | 953 | 527.94 |
| Central America | 1,543 | 1,368 | 1,497 | 1,199 | 969.90 | 876.60 | 83 | 79 | 952.08 |
| Belize | 1,417 | 1,303 | 1,321 | 1,114 | 932.12 | 855.22 | 83 | 79 | 952.08 |
| Caribbean | 2,231 | 2,452 | 1,561 | 1,705 | 699.48 | 695.21 | 73 | 67 | 917.93 |
| Haiti | 1,488 | 1,787 | 937 | 1,145 | 629.69 | 640.61 | 0 | 0 | .00 |
| Neth Antilles | 500 | 415 | 450 | 365 | 900.50 | 879.46 | 23 | 21 | 918.48 |
| W. Europe | 1,675 | 6,781 | 962 | 3,170 | 574.57 | 473.03 | 52 | 34 | 659.48 |
| EC | 1,657 | 6,684 | 946 | 3,157 | 571.19 | 472.34 | 52 | 34 | 659.48 |
| United Kingdom | 551 | 635 | 403 | 1,008 | 732.23 | 641.74 | 51 | 32 | 618.78 |
| Netherlands | 1,106 | 4,009 | 543 | 1,849 | 490.95 | 461.20 | 0 | 0 | .00 |
| Belgium-Luxembourg | 0 | 1,998 | 0 | 874 | .00 | 437.20 | 1 | 3 | 2,739.00 |
| Asia | 66 | 6,149 | 143 | 2,479 | 2,163.68 | 390.50 | 2 | 3 | 1,491.00 |
| S. Asia | 28 | 4,293 | 89 | 1,674 | 3,162.43 | 390.03 | 0 | 0 | .00 |
| India | 28 | 4,293 | 89 | 1,674 | 3,162.43 | 390.03 | 0 | 0 | .00 |
| China (Taiwan) | 0 | 2,027 | 0 | 761 | .00 | 375.36 | 0 | 0 | .00 |
| Developed countries | 13,195 | 19,385 | 6,601 | 6,738 | 500.27 | 468.38 | 635 | 301 | 473.42 |
| Less devel countries | 35,283 | 26,920 | 22,146 | 14,178 | 627.67 | 526.67 | 2,001 | 1,157 | 578.06 |
| Tallow - inedible (HT): | | | | | | | | | |
| World | 1,234,496 | 1,210,943 | 553,074 | 480,648 | 448.02 | 396.92 | 118,228 | 48,118 | 406.99 |
| Latin America | 235,178 | 277,341 | 109,172 | 116,052 | 464.21 | 418.45 | 23,879 | 10,655 | 446.21 |
| Mexico | 60,199 | 64,002 | 27,347 | 27,226 | 454.27 | 425.40 | 2,251 | 2,251 | 426.89 |
| Central America | 60,679 | 73,133 | 28,850 | 28,934 | 475.45 | 395.63 | 7,638 | 3,091 | 404.65 |
| Guatemala | 17,235 | 16,858 | 9,643 | 7,244 | 559.50 | 429.71 | 1,887 | 860 | 455.97 |
| El Salvador | 23,694 | 30,626 | 10,378 | 11,354 | 438.01 | 370.74 | 3,300 | 1,781 | 357.94 |
| Nicaragua | 13,988 | 18,102 | 6,290 | 7,286 | 449.66 | 398.09 | 1,300 | 722 | 401.00 |
| Caribbean | 42,075 | 44,952 | 21,856 | 20,368 | 519.45 | 453.10 | 1,369 | 605 | 441.98 |
| Haiti | 15,114 | 15,189 | 7,735 | 6,893 | 511.78 | 453.83 | 0 | 0 | .00 |
| Dominican Republic | 15,823 | 19,793 | 8,662 | 8,993 | 547.42 | 454.36 | 1,053 | 462 | 438.32 |
| S. America | 72,225 | 95,254 | 31,119 | 39,525 | 430.86 | 414.94 | 9,599 | 4,708 | 490.89 |
| Colombia | 37,792 | 51,522 | 15,041 | 19,617 | 397.99 | 380.74 | 6,624 | 2,390 | 360.83 |
| Venezuela | 19,653 | 23,120 | 8,871 | 9,902 | 451.39 | 428.30 | 500 | 200 | 399.84 |
| W. Europe | 353,601 | 251,556 | 150,378 | 91,811 | 425.27 | 364.97 | 19,948 | 7,305 | 366.18 |
| EC | 317,704 | 206,675 | 135,347 | 75,933 | 426.01 | 367.40 | 13,575 | 5,029 | 370.46 |
| United Kingdom | 48,700 | 25,017 | 20,974 | 9,391 | 430.67 | 375.37 | 3,631 | 1,324 | 364.75 |
| Netherlands | 159,741 | 107,477 | 69,262 | 39,799 | 433.59 | 370.31 | 6,980 | 2,646 | 379.14 |
| Belgium-Luxembourg | 29,761 | 8,250 | 12,586 | 3,171 | 422.89 | 384.40 | 492 | 181 | 371.05 |
| France | 10,428 | 15,108 | 4,369 | 5,301 | 409.37 | 350.87 | 0 | 0 | .00 |
| Fed Rep Germany | 57,039 | 33,245 | 22,828 | 11,145 | 400.22 | 335.25 | 2,470 | 874 | 353.92 |
| Italy | 11,414 | 17,492 | 5,112 | 6,986 | 447.88 | 399.39 | 2 | 1 | 747.00 |
| Other W. Europe | 35,897 | 44,881 | 15,031 | 15,878 | 418.72 | 353.77 | 6,373 | 2,276 | 357.08 |
| Spain | 33,707 | 30,924 | 14,018 | 10,744 | 415.89 | 347.44 | 3,462 | 1,204 | 347.74 |
| E. Europe | 18,590 | 10,970 | 8,248 | 4,707 | 443.66 | 429.04 | 3 | 3 | 1,120.00 |
| Poland | 18,080 | 10,967 | 8,013 | 4,703 | 443.17 | 428.85 | 0 | 0 | .00 |
| USSR, Est, Lat, Lith | 31,763 | 36,664 | 15,282 | 13,962 | 481.13 | 380.80 | 0 | 0 | .00 |
| USSR | 31,763 | 36,664 | 15,282 | 13,962 | 481.13 | 380.80 | 0 | 0 | .00 |
| Asia | 316,216 | 301,785 | 141,987 | 121,700 | 449.02 | 401.28 | 30,723 | 12,842 | 418.01 |
| W. Asia (Mideast) | 26,650 | 25,566 | 12,642 | 10,442 | 474.37 | 408.42 | 2,600 | 1,040 | 399.98 |
| Turkey | 24,111 | 19,911 | 6,559 | 7,824 | 464.83 | 392.96 | 2,600 | 1,040 | 399.98 |
| S. Asia | 105,620 | 120,925 | 46,511 | 46,847 | 440.36 | 387.40 | 13,681 | 6,211 | 454.00 |
| India | 14,996 | 45,207 | 6,664 | 16,689 | 444.35 | 369.16 | 0 | 0 | .00 |
| Pakistan | 90,474 | 75,718 | 39,780 | 30,158 | 439.66 | 398.29 | 13,681 | 6,211 | 454.00 |
| Japan | 68,788 | 54,378 | 33,624 | 23,434 | 488.81 | 430.95 | 2,934 | 1,159 | 394.91 |
| China (mainland) | 15,046 | 0 | 7,022 | 0 | 466.68 | .00 | 0 | 0 | .00 |

See footnotes at end of table.

Table 6--U.S. agricultural exports: Quantity, value, and unit value by commodity and country
October-August 1981/82 and 1982/83, and August 1983--continued

| Commodity and country | October-August | | | | | | August 1983 | | |
|-----------------------------------|----------------|------------|--------------------|-----------|-----------------|-----------|-------------|--------------------|-----------------|
| | Quantity | | Value (1,000 dol.) | | Unit value (\$) | | Quantity | Value (1,000 dol.) | Unit value (\$) |
| | 1981/82 | 1982/83 | 1981/82 | 1982/83 | 1981/82 | 1982/83 | | | |
| Tallow - inedible(MT): | | | | | | | | | |
| China (Taiwan) | 36,225 | 34,529 | 14,645 | 11,885 | 404.28 | 144.21 | 2,190 | 402 | 166.00 |
| Other E. & S.E. Asia | 63,887 | 66,387 | 27,541 | 28,492 | 431.33 | 429.18 | 9,378 | 1,611 | 189.69 |
| Rep of Korea | 57,121 | 59,239 | 24,432 | 25,512 | 427.72 | 430.99 | 8,459 | 1,297 | 189.76 |
| Africa | 272,482 | 331,036 | 125,772 | 172,138 | 459.38 | 399.16 | 4,562 | 17,219 | 395.73 |
| N. Africa | 205,596 | 265,425 | 93,711 | 104,034 | 455.80 | 391.95 | 17,174 | 14,686 | 195.06 |
| Algeria | 30,842 | 31,371 | 13,945 | 12,157 | 452.13 | 387.48 | 4,092 | 1,761 | 410.20 |
| Egypt | 165,019 | 227,205 | 75,402 | 89,263 | 456.93 | 392.87 | 12,807 | 12,826 | 300.96 |
| Sub-Sahara | 66,886 | 65,611 | 31,461 | 28,103 | 470.36 | 424.33 | 6,388 | 2,553 | 399.62 |
| Sudan | 8,893 | 19,972 | 4,819 | 9,066 | 541.88 | 453.93 | 0 | 0 | 0 |
| Nigeria | 27,659 | 28,444 | 13,102 | 12,223 | 473.68 | 429.72 | 3,014 | 1,350 | 445.91 |
| Rep S. Africa | 21,782 | 13,841 | 9,703 | 5,336 | 445.44 | 385.55 | 3,354 | 1,201 | 358.57 |
| Developed countries | 450,658 | 321,340 | 196,480 | 121,450 | 435.98 | 377.95 | 26,336 | 9,734 | 354.41 |
| Less devel countries | 718,429 | 841,969 | 326,043 | 340,530 | 453.83 | 404.44 | 91,889 | 38,381 | 417.68 |
| Cent plan countries | 65,399 | 47,634 | 30,552 | 18,668 | 467.16 | 391.91 | 0 | 0 | 0 |
| Cattle hides - whole(MNO): | | | | | | | | | |
| World | 20,336 | 20,257 | 619,829 | 645,931 | 30,479.38 | 31,886.79 | 1,472 | 51,245 | 36,171.76 |
| Canada | 984 | 932 | 25,758 | 27,494 | 26,176.78 | 29,500.44 | 76 | 2,456 | 12,117.75 |
| Latin America | 2,124 | 1,344 | 59,329 | 40,073 | 27,912.90 | 29,816.07 | 86 | 3,072 | 35,719.29 |
| Mexico | 2,097 | 1,281 | 58,650 | 38,309 | 27,968.58 | 29,968.21 | 86 | 3,072 | 35,719.29 |
| U. Europe | 3,401 | 2,465 | 98,756 | 76,157 | 29,020.39 | 30,895.34 | 110 | 1,822 | 14,746.30 |
| EC | 2,835 | 2,003 | 81,622 | 63,495 | 28,791.00 | 31,700.03 | 102 | 1,588 | 35,172.66 |
| Denmark | 178 | 219 | 5,943 | 7,136 | 33,188.79 | 33,499.58 | 26 | 947 | 36,449.54 |
| France | 400 | 391 | 12,986 | 12,840 | 32,464.70 | 32,838.49 | 5 | 164 | 32,493.60 |
| Fed Rep Germany | 672 | 381 | 18,514 | 11,442 | 27,550.26 | 29,874.74 | 34 | 1,331 | 10,173.44 |
| Italy | 1,291 | 727 | 36,591 | 23,233 | 28,342.76 | 31,957.32 | 32 | 1,166 | 36,449.54 |
| Other W. Europe | 568 | 462 | 17,134 | 12,662 | 30,155.31 | 27,406.60 | 5 | 234 | 29,110.25 |
| Spain | 359 | 332 | 11,340 | 9,412 | 31,587.31 | 28,350.09 | 3 | 107 | 15,545.67 |
| E. Europe | 1,894 | 2,453 | 53,790 | 66,080 | 28,400.25 | 27,264.46 | 64 | 2,112 | 31,704.13 |
| Czechoslovakia | 242 | 604 | 6,197 | 15,293 | 25,606.21 | 25,319.96 | 46 | 1,233 | 27,493.26 |
| Poland | 752 | 354 | 20,554 | 9,014 | 27,333.03 | 25,461.76 | 0 | 0 | 0 |
| Rugoslavia | 221 | 291 | 7,266 | 4,779 | 32,877.18 | 33,605.75 | 16 | 597 | 37,292.38 |
| Romania | 595 | 1,103 | 17,684 | 29,892 | 29,721.84 | 27,100.69 | 0 | 0 | 0 |
| USSR, Est, Lat, Lith | 0 | 272 | 0 | 7,950 | 0 | 29,227.71 | 29 | 813 | 28,347.59 |
| USSR | 0 | 272 | 0 | 7,950 | 0 | 29,227.71 | 29 | 813 | 28,347.59 |
| Asia | 11,822 | 12,702 | 377,968 | 424,305 | 31,973.26 | 33,404.55 | 1,107 | 40,969 | 37,143.23 |
| Japan | 5,930 | 6,091 | 191,936 | 203,656 | 32,366.95 | 33,435.60 | 510 | 18,853 | 36,965.83 |
| China (mainland) | 170 | 154 | 12,793 | 5,187 | 34,576.89 | 33,684.77 | 1 | 74 | 74,000.00 |
| China (Taiwan) | 1,492 | 1,954 | 46,988 | 66,451 | 31,493.10 | 34,007.49 | 197 | 7,258 | 36,984.34 |
| Other E. & S.E. Asia | 3,982 | 4,372 | 128,625 | 184,421 | 31,298.98 | 33,031.24 | 391 | 14,664 | 37,500.03 |
| Rep of Korea | 3,848 | 4,119 | 121,104 | 137,536 | 31,472.48 | 33,190.59 | 371 | 13,993 | 37,717.40 |
| Developed countries | 10,366 | 9,531 | 318,201 | 308,934 | 30,636.59 | 32,413.59 | 700 | 25,251 | 36,072.59 |
| Less devel countries | 7,701 | 7,847 | 234,869 | 256,980 | 10,498.54 | 32,748.79 | 674 | 28,494 | 37,083.49 |
| Cent plan countries | 2,269 | 2,879 | 66,759 | 80,017 | 29,422.00 | 27,793.37 | 98 | 3,000 | 10,609.60 |
| Wool pelts(MO): | | | | | | | | | |
| World | 2,116,818 | 2,397,862 | 61,722 | 60,892 | 29.16 | 25.40 | 32,151 | 704 | 21.76 |
| Canada | 419,117 | 674,957 | 11,975 | 17,507 | 28.57 | 25.70 | 11,947 | 307 | 25.67 |
| U. Europe | 1,516,047 | 1,532,267 | 45,441 | 38,595 | 29.97 | 25.19 | 13,267 | 288 | 21.71 |
| EC | 1,050,185 | 1,056,198 | 30,389 | 25,022 | 28.94 | 21.69 | 10,075 | 255 | 25.34 |
| Denmark | 18,321 | 34,877 | 954 | 794 | 24.89 | 22.77 | 1,025 | 9 | 8.41 |
| United Kingdom | 446,478 | 412,230 | 11,623 | 9,254 | 26.03 | 21.41 | 1,511 | 44 | 29.38 |
| Belgium-Luxembourg | 12,497 | 19,498 | 355 | 627 | 38.43 | 31.92 | 0 | 0 | 0 |
| France | 144,609 | 150,003 | 4,980 | 3,468 | 34.44 | 23.12 | 0 | 0 | 0 |
| Fed Rep Germany | 202,289 | 201,237 | 6,282 | 5,575 | 31.05 | 27.70 | 550 | 6 | 10.00 |
| Italy | 203,782 | 201,868 | 6,133 | 4,723 | 30.10 | 23.40 | 2,028 | 27 | 13.17 |
| Other W. Europe | 465,862 | 476,069 | 15,052 | 13,568 | 32.31 | 28.50 | 3,192 | 33 | 19.27 |
| Switzerland | 392,042 | 416,485 | 11,101 | 12,172 | 33.42 | 29.22 | 229 | 8 | 16.40 |
| Spain | 31,064 | 29,052 | 927 | 901 | 29.85 | 31.01 | 1,201 | 4 | 1.77 |
| Asia | 147,087 | 135,019 | 3,791 | 4,131 | 25.77 | 30.60 | 1,894 | 51 | 26.95 |
| Other E. & S.E. Asia | 114,409 | 122,025 | 3,110 | 3,481 | 27.18 | 28.53 | 1,894 | 51 | 26.95 |
| Rep of Korea | 28,381 | 51,416 | 784 | 1,925 | 27.61 | 36.03 | 75 | 3 | 38.49 |
| Hong Kong | 86,028 | 68,609 | 2,326 | 1,556 | 27.04 | 22.68 | 1,819 | 48 | 26.48 |
| Developed countries | 1,992,005 | 2,268,233 | 58,542 | 57,255 | 29.38 | 25.24 | 30,459 | 653 | 21.48 |
| Less devel countries | 114,805 | 128,829 | 3,180 | 3,636 | 27.33 | 28.23 | 1,894 | 51 | 26.45 |
| Wheat(MT): | | | | | | | | | |
| World | 41,042,217 | 33,451,022 | 6,882,454 | 5,386,735 | 167.69 | 161.03 | 2,390,140 | 385,341 | 161.22 |
| Latin America | 7,117,138 | 5,975,783 | 1,227,436 | 972,128 | 172.58 | 162.68 | 629,467 | 98,343 | 156.23 |
| Mexico | 541,926 | 5,006 | 98,741 | 459 | 182.20 | 91.77 | 0 | 0 | 0 |
| Central America | 435,475 | 390,651 | 76,226 | 61,938 | 175.04 | 163.67 | 20,383 | 3,700 | 181.53 |
| Caribbean | 384,928 | 473,088 | 64,750 | 78,819 | 168.21 | 166.60 | 58,705 | 9,521 | 162.21 |
| S. America | 5,749,809 | 5,107,038 | 987,720 | 828,912 | 171.78 | 162.31 | 550,379 | 84,121 | 154.66 |
| Colombia | 515,162 | 472,841 | 88,573 | 76,831 | 171.93 | 162.49 | 53,072 | 8,160 | 151.76 |
| Venezuela | 658,317 | 740,820 | 179,534 | 126,866 | 181.57 | 171.25 | 57,437 | 10,174 | 177.13 |
| Peru | 900,397 | 619,200 | 152,662 | 98,596 | 169.57 | 159.23 | 67,601 | 10,013 | 148.17 |
| Chile | 745,145 | 831,366 | 123,423 | 129,751 | 165.64 | 155.69 | 114,988 | 17,455 | 151.79 |
| Brazil | 2,600,946 | 1,995,902 | 445,300 | 325,688 | 171.21 | 163.18 | 183,444 | 29,105 | 153.20 |
| U. Europe | 3,434,662 | 1,900,387 | 577,894 | 306,066 | 168.25 | 161.05 | 111,184 | 17,270 | 154.79 |
| EC | 2,255,383 | 1,309,317 | 384,060 | 215,241 | 171.17 | 164.39 | 75,629 | 12,399 | 163.95 |
| United Kingdom | 175,425 | 24,583 | 29,792 | 4,061 | 169.82 | 165.26 | 0 | 0 | 0 |
| Netherlands | 648,869 | 538,852 | 105,806 | 85,297 | 163.06 | 158.29 | 0 | 0 | 0 |
| Belgium-Luxembourg | 211,951 | 87,066 | 35,771 | 13,412 | 168.77 | 154.05 | 62,683 | 10,162 | 165.31 |
| France | 103,360 | 87,229 | 18,143 | 15,447 | 175.53 | 177.09 | 0 | 0 | 0 |
| Fed Rep Germany | 170,852 | 64,795 | 31,726 | 10,626 | 185.69 | 163.99 | 0 | 0 | 0 |
| Italy | 885,214 | 492,217 | 153,994 | 82,661 | 173.96 | 167.94 | 12,941 | 2,036 | 157.35 |
| Greece | 58,142 | 0 | 10,575 | 0 | 181.87 | 0 | 0 | 0 | 0 |
| Other W. Europe | 1,179,279 | 591,070 | 191,834 | 90,825 | 162.67 | 153.66 | 35,560 | 4,812 | 135.31 |

See footnotes at end of table.

Table 6--U.S. agricultural exports: Quantity, value, and unit value by commodity and country
October-August 1981/82 and 1982/83, and August 1981--continued

| Commodity and country | October-August | | | | | | August 1981 | | |
|---------------------------------|----------------|------------|--------------------|-----------|-----------------|---------|-------------|--------------------|-----------------|
| | Quantity | | Value (1,000 dol.) | | Unit value (\$) | | Quantity | Value (1,000 dol.) | Unit value (\$) |
| | 1981/82 | 1982/83 | 1981/82 | 1982/83 | 1981/82 | 1982/83 | | | |
| Wheat (HT): | | | | | | | | | |
| Norway | 138,505 | 17,893 | 23,554 | 7,684 | 170.06 | 150.02 | 0 | 0 | 0.00 |
| Finland | 316,861 | 0 | 51,930 | 0 | 161.89 | .00 | 0 | 0 | .00 |
| Portugal | 631,791 | 477,980 | 95,962 | 70,464 | 159.46 | 147.42 | 35,560 | 4,812 | 135.31 |
| E. Europe | 256,836 | 412,261 | 40,011 | 57,896 | 155.78 | 140.43 | 2,713 | 365 | 134.65 |
| German Dem Rep | 56,823 | 51,349 | 4,647 | 7,306 | 169.78 | 142.28 | 0 | 0 | .00 |
| Poland | 0 | 67,755 | 0 | 10,828 | .00 | 159.81 | 0 | 0 | .00 |
| USSR, Est. Lat. Lith | 5,937,776 | 2,980,316 | 1,101,524 | 496,522 | 185.51 | 166.62 | 0 | 0 | .00 |
| USSR | 5,937,776 | 2,980,016 | 1,101,524 | 496,522 | 185.51 | 166.62 | 0 | 0 | .00 |
| Asia | 19,792,524 | 16,505,042 | 3,045,901 | 2,649,838 | 162.08 | 162.97 | 1,076,531 | 184,407 | 168.17 |
| W. Asia (Midwest) | 1,947,022 | 2,459,301 | 321,184 | 406,933 | 164.96 | 165.47 | 284,827 | 52,581 | 184.60 |
| Turkey | 576,174 | 0 | 88,771 | 0 | 154.07 | .00 | 0 | 0 | .00 |
| Cyprus | 47,837 | 24,069 | 7,727 | 3,965 | 161.52 | 164.75 | 7,906 | 1,317 | 166.55 |
| Iraq | 177,814 | 1,015,317 | 27,031 | 163,959 | 152.02 | 161.48 | 109,250 | 17,589 | 161.00 |
| Israel | 488,704 | 389,727 | 76,694 | 62,266 | 170.92 | 159.77 | 28,227 | 4,251 | 150.61 |
| Jordan | 127,000 | 337,873 | 19,884 | 54,131 | 156.56 | 160.21 | 50,802 | 7,530 | 148.23 |
| Saudi Arabia | 323,624 | 288,994 | 57,423 | 57,848 | 177.44 | 200.17 | 31,292 | 13,051 | 417.08 |
| S. Asia | 1,478,122 | 4,993,798 | 304,830 | 794,624 | 162.44 | 159.12 | 74,466 | 11,450 | 153.75 |
| India | 997,291 | 3,860,176 | 173,783 | 639,528 | 174.26 | 165.67 | 9,510 | 1,564 | 164.50 |
| Bangladesh | 371,616 | 733,648 | 54,308 | 95,158 | 146.14 | 129.70 | 24,906 | 3,859 | 154.95 |
| Sri Lanka | 298,821 | 208,113 | 44,843 | 30,521 | 156.76 | 146.66 | 0 | 0 | .00 |
| Japan | 3,067,910 | 2,979,725 | 522,162 | 510,079 | 170.20 | 171.24 | 323,141 | 53,544 | 165.70 |
| China (mainland) | 7,709,339 | 1,921,412 | 1,196,094 | 285,418 | 155.15 | 148.54 | 0 | 0 | .00 |
| China (Taiwan) | 570,701 | 579,708 | 100,476 | 100,190 | 176.06 | 172.83 | 91,076 | 15,388 | 168.96 |
| Other E. & S.E. Asia | 3,619,433 | 3,572,098 | 599,955 | 592,595 | 165.76 | 165.89 | 321,021 | 51,445 | 159.26 |
| Indonesia | 437,530 | 793,812 | 137,529 | 129,997 | 164.21 | 163.76 | 62,550 | 12,890 | 156.14 |
| Philippines | 799,387 | 830,708 | 139,341 | 140,162 | 174.31 | 168.72 | 80,019 | 13,478 | 168.44 |
| Rep of Korea | 1,681,952 | 1,637,149 | 271,021 | 269,229 | 161.13 | 164.45 | 143,902 | 22,273 | 154.78 |
| Africa | 5,507,640 | 5,671,839 | 889,578 | 863,234 | 161.52 | 152.20 | 544,565 | 83,967 | 154.19 |
| N. Africa | 3,609,514 | 3,957,241 | 568,225 | 588,000 | 157.42 | 148.59 | 318,083 | 48,549 | 152.63 |
| Morocco | 754,790 | 1,174,983 | 113,856 | 160,661 | 150.84 | 136.73 | 59,870 | 8,221 | 137.31 |
| Algeria | 654,380 | 691,478 | 114,768 | 107,844 | 175.38 | 155.96 | 77,387 | 13,074 | 168.94 |
| Tunisia | 290,339 | 388,721 | 43,777 | 59,359 | 150.79 | 152.70 | 153,119 | 23,140 | 151.13 |
| Egypt | 1,910,035 | 1,702,059 | 295,824 | 260,135 | 154.88 | 152.83 | 27,707 | 4,114 | 148.49 |
| Sub-Sahara | 1,898,126 | 1,714,598 | 321,353 | 275,234 | 169.30 | 160.52 | 226,482 | 35,418 | 156.38 |
| Sudan | 213,628 | 357,688 | 35,473 | 56,649 | 166.05 | 158.38 | 80,720 | 12,302 | 152.41 |
| Ghana | 20,000 | 111 | 2,970 | 19 | 148.50 | 167.21 | 4 | 1 | 140.00 |
| Togo | 24,723 | 12,598 | 4,001 | 1,836 | 161.82 | 145.74 | 4 | 1 | .00 |
| Nigeria | 1,237,797 | 1,121,184 | 213,687 | 180,415 | 172.63 | 160.91 | 135,298 | 21,386 | 158.17 |
| Unidentified country | -25 | 14 | 3 | 3 | -133.40 | 223.21 | 0 | 0 | .00 |
| Developed countries | 7,054,226 | 5,268,853 | 1,193,596 | 878,414 | 169.20 | 166.72 | 462,552 | 75,005 | 162.15 |
| Less developed countries | 20,084,040 | 22,868,480 | 3,351,229 | 3,668,445 | 166.86 | 160.42 | 1,924,875 | 309,971 | 161.03 |
| Cent plan countries | 13,903,951 | 5,313,689 | 2,337,630 | 839,835 | 168.13 | 158.05 | 2,713 | 365 | 134.65 |
| Wheat flour (HT): | | | | | | | | | |
| World | 741,341 | 1,269,190 | 168,047 | 237,947 | 226.48 | 187.48 | 155,441 | 24,581 | 158.14 |
| Latin America | 57,917 | 92,347 | 11,783 | 13,445 | 203.45 | 134.77 | 10,160 | 2,490 | 245.12 |
| Caribbean | 14,440 | 15,148 | 4,314 | 5,379 | 298.77 | 350.47 | 4,463 | 1,175 | 263.26 |
| Jamaica | 6,848 | 9,928 | 1,872 | 2,962 | 273.39 | 298.33 | 2,902 | 747 | 257.44 |
| S. America | 22,424 | 20,410 | 5,721 | 5,628 | 255.11 | 275.75 | 3,610 | 820 | 227.02 |
| Peru | 8,297 | 9,945 | 2,131 | 2,333 | 256.80 | 234.59 | 1,680 | 423 | 251.73 |
| E. Europe | 10,538 | 4,559 | 2,611 | 1,674 | 247.72 | 255.22 | 204 | 82 | 399.99 |
| EC | 7,909 | 2,042 | 1,796 | 524 | 227.04 | 256.61 | 38 | 9 | 241.16 |
| W. Europe | 18,600 | 31,689 | 5,281 | 6,197 | 283.92 | 195.56 | 2,394 | 589 | 246.06 |
| Poland | 18,600 | 31,689 | 5,281 | 6,197 | 283.92 | 195.56 | 2,394 | 589 | 246.06 |
| Asia | 94,082 | 91,975 | 16,788 | 26,241 | 178.44 | 179.23 | 19,794 | 6,262 | 316.38 |
| W. Asia (Midwest) | 76,902 | 78,380 | 12,499 | 21,901 | 162.54 | 179.42 | 19,388 | 6,152 | 317.30 |
| Saudi Arabia | 40,052 | 70,493 | 10,539 | 18,989 | 261.13 | 268.60 | 19,250 | 6,097 | 316.71 |
| S. Asia | 8,864 | 6,563 | 2,342 | 1,437 | 264.17 | 218.95 | 0 | 0 | .00 |
| Other E. & S.E. Asia | 8,189 | 9,032 | 1,914 | 2,499 | 233.76 | 276.68 | 389 | 105 | 270.45 |
| Africa | 555,616 | 1,125,951 | 130,723 | 190,968 | 234.19 | 168.01 | 122,647 | 15,074 | 122.90 |
| N. Africa | 497,661 | 1,008,310 | 118,996 | 162,877 | 239.11 | 161.53 | 89,351 | 8,489 | 95.01 |
| Morocco | 27,635 | 19,183 | 6,554 | 4,697 | 237.17 | 242.33 | 117 | 80 | 252.25 |
| Egypt | 467,930 | 987,269 | 111,934 | 157,825 | 239.21 | 159.86 | 89,034 | 8,409 | 94.45 |
| Sub-Sahara | 57,955 | 117,621 | 11,727 | 27,190 | 191.99 | 231.16 | 33,296 | 6,585 | 197.76 |
| Sudan | 21,108 | 89,618 | 4,311 | 19,503 | 204.22 | 217.63 | 33,006 | 6,512 | 197.30 |
| Zaire | 7,176 | 20,036 | 1,970 | 1,482 | 274.59 | 245.56 | 0 | 0 | .00 |
| Somalia | 1,699 | 20,861 | 803 | 5,109 | 237.44 | 244.88 | 0 | 0 | .00 |
| Developed countries | 20,721 | 10,430 | 3,969 | 4,126 | 191.56 | 395.59 | 378 | 136 | 360.75 |
| Less developed countries | 702,021 | 1,237,063 | 158,797 | 227,618 | 226.20 | 185.50 | 152,652 | 23,850 | 156.24 |
| Cent plan countries | 18,610 | 31,706 | 5,281 | 6,202 | 283.92 | 195.62 | 2,411 | 594 | 246.53 |
| Bulgarian wheat (HT): | | | | | | | | | |
| World | 208,397 | 214,171 | 48,298 | 45,780 | 231.76 | 211.75 | 27,199 | 5,722 | 210.38 |
| Latin America | 16,557 | 16,028 | 1,939 | 6,616 | 237.90 | 183.63 | 6,133 | 1,080 | 176.10 |
| Central America | 788 | 6,834 | 182 | 1,630 | 231.40 | 238.51 | 1,496 | 325 | 217.31 |
| Guatemala | 0 | 5,241 | 0 | 1,597 | .00 | 228.39 | 983 | 220 | 223.80 |
| Caribbean | 5,019 | 11,111 | 1,265 | 2,578 | 252.07 | 232.55 | 2,686 | 304 | 113.29 |
| Haiti | 3,840 | 8,337 | 961 | 2,231 | 250.38 | 267.60 | 1,108 | 244 | 220.61 |
| S. America | 10,740 | 18,108 | 2,490 | 2,408 | 231.82 | 132.98 | 1,951 | 451 | 231.16 |
| Peru | 6,831 | 7,554 | 1,606 | 1,637 | 235.11 | 216.71 | 1,289 | 278 | 215.65 |
| Bolivia | 3,909 | 2,886 | 805 | 670 | 229.43 | 232.15 | 520 | 148 | 285.17 |
| Asia | 171,950 | 158,640 | 39,295 | 35,521 | 228.52 | 221.91 | 19,161 | 4,248 | 221.71 |
| W. Asia (Midwest) | 1,988 | 1,026 | 484 | 281 | 243.22 | 273.41 | 522 | 168 | 321.28 |
| S. Asia | 162,784 | 141,244 | 37,226 | 31,814 | 228.68 | 225.24 | 18,639 | 4,081 | 218.92 |
| India | 162,784 | 141,244 | 37,226 | 31,814 | 228.68 | 225.24 | 18,639 | 4,081 | 218.92 |
| Other E. & S.E. Asia | 6,927 | 16,370 | 1,574 | 3,427 | 227.29 | 209.34 | 0 | 0 | .00 |
| Indonesia | 2,586 | 11,889 | 575 | 2,435 | 222.48 | 204.81 | 0 | 0 | .00 |

See footnotes at end of table.

Table 6--U.S. agricultural exports: Quantity, value, and unit value by commodity and country
October-August 1981/82 and 1982/83, and August 1983--continued

| Commodity and country | October-August | | | | | | August 1983 | | |
|---------------------------|----------------|------------|--------------------|-----------|-----------------|---------|-------------|--------------------|-----------------|
| | Quantity | | Value (1,000 dol.) | | Unit value (\$) | | Quantity | Value (1,000 dol.) | Unit value (\$) |
| | 1981/82 | 1982/83 | 1981/82 | 1982/83 | 1981/82 | 1982/83 | | | |
| Bulgar wheat (MT): | | | | | | | | | |
| Philippines | 3,751 | 3,113 | 868 | 675 | 231.38 | 216.80 | 0 | 0 | 0.00 |
| Africa: | 19,890 | 19,503 | 5,064 | 3,510 | 254.60 | 185.10 | 1,905 | 394 | 206.64 |
| W. Africa | 2,145 | 3,984 | 499 | 874 | 232.63 | 219.38 | 0 | 0 | -0.00 |
| Egypt | 2,054 | 3,955 | 477 | 868 | 232.23 | 219.43 | 0 | 0 | -0.00 |
| Sub-Sahara | 17,745 | 15,519 | 4,565 | 2,736 | 257.25 | 180.59 | 1,905 | 394 | 206.64 |
| Ghana | 5,583 | 2,722 | 1,253 | 532 | 224.46 | 195.52 | 0 | 0 | -0.00 |
| Burundi | 3,309 | 1,587 | 721 | 312 | 217.88 | 196.66 | 907 | 187 | 206.68 |
| Kenya | 4,702 | 1,185 | 1,025 | 676 | 218.04 | 212.25 | 998 | 206 | 206.61 |
| Lesotho | 1,379 | 1,785 | 343 | 496 | 248.89 | 277.87 | 0 | 0 | -0.00 |
| Less devel countries | 206,889 | 214,087 | 47,931 | 45,464 | 231.90 | 212.36 | 31,351 | 5,554 | 177.17 |
| Rice (MT): | | | | | | | | | |
| World: | 2,755,969 | 1,980,420 | 1,091,931 | 772,391 | 396.20 | 390.01 | 230,678 | 86,507 | 175.01 |
| Canada | 99,790 | 94,023 | 43,736 | 39,666 | 438.28 | 421.87 | 6,743 | 3,406 | 505.10 |
| Latin America | 132,422 | 130,795 | 54,334 | 55,136 | 410.31 | 421.54 | 6,642 | 3,316 | 499.24 |
| Central America | 2,994 | 30,152 | 1,073 | 8,130 | 348.52 | 275.59 | 10 | 6 | 559.90 |
| Caribbean | 81,037 | 68,821 | 38,332 | 34,359 | 473.02 | 499.26 | 6,503 | 3,259 | 501.12 |
| Jamaica | 26,269 | 39,413 | 8,082 | 14,401 | 307.66 | 365.38 | 3,270 | 1,170 | 357.79 |
| S. America | 46,858 | 31,599 | 14,161 | 12,351 | 302.21 | 390.87 | 127 | 50 | 197.50 |
| Peru | 39,170 | 30,597 | 10,846 | 11,908 | 276.88 | 389.20 | 36 | 17 | 462.89 |
| W. Europe | 641,643 | 307,060 | 214,493 | 116,812 | 334.29 | 380.42 | 25,525 | 10,915 | 427.63 |
| EC | 513,354 | 212,569 | 162,523 | 77,314 | 316.59 | 363.71 | 13,283 | 5,480 | 412.52 |
| United Kingdom | 28,875 | 26,181 | 11,089 | 8,873 | 384.02 | 338.91 | 54 | 29 | 512.02 |
| Netherlands | 47,007 | 29,602 | 17,048 | 10,193 | 362.67 | 344.34 | 752 | 299 | 396.48 |
| Belgium-Luxembourg | 122,211 | 116,938 | 52,628 | 45,340 | 430.63 | 387.73 | 11,463 | 4,753 | 414.64 |
| Fed Rep Germany | 30,857 | 12,731 | 12,890 | 4,776 | 417.74 | 175.11 | 37 | 58 | 1,565.54 |
| Italy | 259,086 | 13,620 | 59,432 | 3,270 | 229.39 | 240.07 | 0 | 0 | -0.00 |
| Other W. Europe | 128,289 | 94,491 | 51,970 | 39,499 | 405.10 | 418.01 | 12,242 | 5,436 | 444.03 |
| Sweden | 13,696 | 12,894 | 8,068 | 7,807 | 589.10 | 605.50 | 1,841 | 980 | 512.21 |
| Switzerland | 91,700 | 64,233 | 34,665 | 24,209 | 378.03 | 376.90 | 9,747 | 3,938 | 401.99 |
| Asia | 1,068,632 | 913,874 | 436,385 | 361,161 | 409.32 | 395.20 | 94,201 | 30,278 | 321.41 |
| W. Asia (Mideast) | 702,844 | 611,708 | 332,152 | 275,172 | 472.58 | 449.84 | 22,313 | 12,024 | 538.89 |
| Turkey | 9,450 | 22,528 | 3,686 | 9,317 | 390.00 | 413.59 | 0 | 0 | -0.00 |
| Iraq | 229,346 | 264,319 | 95,317 | 103,885 | 415.60 | 393.03 | 0 | 0 | -0.00 |
| Iran | 111,994 | 0 | 51,186 | 0 | 457.05 | -0.00 | 0 | 0 | -0.00 |
| Jordan | 38,085 | 11,758 | 15,069 | 4,352 | 395.66 | 370.16 | 19 | 9 | 449.95 |
| Saudi Arabia | 259,780 | 255,221 | 142,254 | 131,623 | 547.59 | 515.72 | 20,889 | 11,168 | 539.82 |
| Yemen (Saba) | 18,456 | 28,515 | 8,206 | 12,105 | 444.64 | 424.55 | 1,134 | 575 | 507.05 |
| S. Asia | 54,689 | 40,553 | 15,450 | 17,608 | 282.51 | 434.19 | 5,088 | 1,552 | 104.99 |
| Bangladesh | 54,557 | 35,387 | 15,402 | 16,023 | 282.31 | 452.81 | 0 | 0 | -0.00 |
| Other E. & S.E. Asia | 310,745 | 260,080 | 88,517 | 67,718 | 284.85 | 260.37 | 66,780 | 16,680 | 249.77 |
| Indonesia | 7,208 | 57,438 | 2,010 | 17,153 | 278.82 | 298.63 | 0 | 0 | -0.00 |
| Rep of Korea | 293,385 | 200,768 | 83,124 | 49,644 | 283.33 | 247.27 | 66,531 | 16,573 | 249.10 |
| Africa | 792,009 | 513,512 | 332,651 | 191,963 | 420.26 | 373.82 | 94,104 | 37,424 | 397.68 |
| Sub-Sahara | 791,179 | 503,415 | 312,150 | 188,794 | 419.62 | 375.03 | 94,104 | 37,424 | 397.68 |
| Nigeria | 379,534 | 167,359 | 177,327 | 73,379 | 467.22 | 438.45 | 44,985 | 20,246 | 455.12 |
| Liberia | 86,060 | 77,184 | 30,472 | 27,141 | 354.07 | 351.64 | 6,670 | 2,497 | 374.34 |
| Rep S. Africa | 133,294 | 103,245 | 57,077 | 39,728 | 428.20 | 384.79 | 20,426 | 7,527 | 168.47 |
| Developed countries | 896,645 | 507,497 | 323,768 | 197,903 | 361.09 | 389.96 | 52,614 | 21,952 | 415.65 |
| Less devel countries | 1,855,515 | 1,460,136 | 767,019 | 570,547 | 413.37 | 390.82 | 175,126 | 63,710 | 363.80 |
| Feed grains (MT): | | | | | | | | | |
| World: | 54,553,230 | 48,914,608 | 6,603,835 | 5,834,927 | 121.05 | 119.29 | 3,638,406 | 509,766 | 140.11 |
| Canada | 491,628 | 380,231 | 51,843 | 42,976 | 105.45 | 59.911 | 8,501 | 8,501 | 141.89 |
| Latin America | 3,744,758 | 9,094,519 | 479,082 | 1,150,447 | 127.93 | 126.50 | 1,004,203 | 144,491 | 143.89 |
| Mexico | 1,180,936 | 6,619,722 | 160,741 | 844,239 | 136.11 | 127.53 | 745,886 | 107,450 | 144.06 |
| Caribbean | 453,864 | 531,976 | 55,753 | 64,424 | 122.84 | 121.10 | 56,880 | 7,778 | 136.74 |
| S. America | 1,954,634 | 1,704,568 | 242,422 | 210,768 | 124.02 | 123.65 | 137,152 | 19,598 | 142.69 |
| Venezuela | 1,101,133 | 996,243 | 136,587 | 126,092 | 124.04 | 126.57 | 76,793 | 10,865 | 141.49 |
| W. Europe | 16,660,469 | 9,185,022 | 1,939,867 | 1,079,430 | 116.43 | 117.52 | 611,045 | 88,100 | 144.18 |
| EC | 7,014,801 | 3,747,191 | 823,896 | 449,248 | 117.45 | 119.89 | 256,311 | 16,666 | 143.05 |
| United Kingdom | 1,000,247 | 651,891 | 112,365 | 76,341 | 112.34 | 117.11 | 58,575 | 8,558 | 146.10 |
| Netherlands | 1,400,205 | 300,087 | 171,648 | 49,320 | 122.59 | 129.76 | 14,823 | 2,600 | 175.39 |
| Belgium-Luxembourg | 2,060,106 | 2,155,473 | 234,231 | 254,553 | 113.70 | 118.10 | 167,227 | 23,347 | 139.61 |
| Fed Rep Germany | 1,136,738 | 254,012 | 136,357 | 32,369 | 119.95 | 127.43 | 15,686 | 2,161 | 137.80 |
| Italy | 687,132 | 86,352 | 82,919 | 10,676 | 120.67 | 123.61 | 0 | 0 | -0.00 |
| Greece | 730,071 | 218,439 | 86,277 | 25,929 | 118.17 | 118.70 | 0 | 0 | -0.00 |
| Other W. Europe | 9,645,668 | 5,437,831 | 1,115,972 | 530,182 | 115.70 | 115.89 | 354,734 | 51,433 | 144.99 |
| Spain | 6,714,492 | 2,798,628 | 767,409 | 313,038 | 114.29 | 111.85 | 77,216 | 10,458 | 135.43 |
| Portugal | 2,276,965 | 2,220,012 | 268,687 | 267,026 | 118.00 | 120.28 | 265,760 | 39,179 | 147.42 |
| Canary Islands | 108,015 | 111,975 | 12,186 | 12,734 | 112.82 | 113.72 | 11,740 | 1,793 | 152.75 |
| E. Europe | 3,672,850 | 1,474,607 | 435,225 | 169,325 | 118.50 | 114.83 | 66,666 | 8,795 | 131.92 |
| German Dem Rep | 1,548,984 | 881,591 | 179,652 | 101,125 | 115.98 | 114.71 | 0 | 0 | -0.00 |
| Poland | 405,955 | 490,649 | 49,825 | 54,416 | 122.73 | 110.91 | 0 | 0 | -0.00 |
| Romania | 431,421 | 0 | 51,962 | 0 | 120.44 | -0.00 | 0 | 0 | -0.00 |
| USSR, Est, Lat, Lith | 7,600,909 | 3,159,181 | 960,886 | 329,191 | 126.42 | 104.20 | 0 | 0 | -0.00 |
| USSR | 7,600,909 | 3,159,181 | 960,886 | 329,191 | 126.42 | 104.20 | 0 | 0 | -0.00 |
| Asia | 19,807,880 | 23,401,977 | 2,422,827 | 2,793,035 | 122.32 | 119.35 | 1,634,589 | 221,405 | 135.50 |
| W. Asia (Mideast) | 1,444,533 | 1,373,884 | 176,842 | 159,111 | 122.68 | 115.81 | 146,773 | 20,336 | 138.56 |
| Syria | 166,608 | 111,940 | 19,318 | 11,724 | 115.95 | 104.73 | 0 | 0 | -0.00 |
| Iraq | 77,621 | 104,577 | 0 | 14,017 | -0.00 | 134.03 | 22,758 | 4,685 | 205.84 |
| Iran | 704,642 | 24,654 | 8,638 | 81,913 | 111.29 | 86.80 | 0 | 0 | -0.00 |
| Israel | 11,979,512 | 12,536,220 | 1,437,047 | 1,482,098 | 139.96 | 118.22 | 1,128,188 | 151,837 | 134.58 |
| China (mainland) | 1,027,645 | 2,160,567 | 127,118 | 250,130 | 123.70 | 115.77 | 0 | 0 | -0.00 |
| China (Taiwan) | 2,184,692 | 2,997,786 | 292,050 | 368,356 | 133.68 | 122.88 | 155,438 | 21,036 | 135.14 |
| Other E. & S.E. Asia | 3,160,099 | 4,331,335 | 387,454 | 533,035 | 122.61 | 123.06 | 204,190 | 28,275 | 138.47 |

at end of table.

Table 6--U.S. agricultural exports: Quantity, value, and unit value by commodity and country
October-August 1981/82 and 1982/83, and August 1983--continued

| Commodity and country | October-August | | | | | | August 1983 | | |
|-------------------------------|----------------|------------|--------------------|-----------|-----------------|---------|-------------|--------------------|-----------------|
| | Quantity | | Value (1,000 dol.) | | Unit value (\$) | | Quantity | Value (1,000 dol.) | Unit value (\$) |
| | 1981/82 | 1982/83 | 1981/82 | 1982/83 | 1981/82 | 1982/83 | | | |
| Feed grains(MT): | | | | | | | | | |
| Rep of Korea | 2,788,154 | 3,768,548 | 339,539 | 466,202 | 121.78 | 123.71 | 204,190 | 28,275 | 138.47 |
| Africa | 2,558,330 | 2,218,045 | 312,067 | 270,385 | 121.98 | 121.90 | 261,955 | 38,389 | 146.55 |
| W. Africa | 2,131,963 | 1,957,556 | 756,913 | 235,919 | 120.50 | 120.52 | 226,361 | 33,316 | 147.10 |
| Morocco | 109,594 | 99,852 | 13,817 | 10,559 | 126.07 | 105.74 | 0 | 0 | 0.00 |
| Tunisia | 398,479 | 139,565 | 46,621 | 17,167 | 114.49 | 123.00 | 18,602 | 2,710 | 145.67 |
| Egypt | 1,272,724 | 1,467,575 | 153,880 | 177,414 | 120.91 | 120.89 | 154,845 | 22,985 | 148.44 |
| Unidentified country | -3 | 541 | 0 | 73 | -116.33 | 134.25 | 0 | 0 | 0.00 |
| Developed countries | 29,848,957 | 22,876,377 | 3,518,307 | 2,696,834 | 117.87 | 117.89 | 1,950,791 | 267,874 | 137.31 |
| Less level countries | 12,402,869 | 19,241,876 | 1,562,299 | 2,389,844 | 125.96 | 124.17 | 1,620,947 | 233,098 | 143.80 |
| Cent plan countries | 12,301,404 | 6,794,355 | 1,523,229 | 748,646 | 123.82 | 110.19 | 66,668 | 8,795 | 131.92 |
| Corn(MT): | | | | | | | | | |
| World | 46,885,724 | 43,494,265 | 5,664,791 | 5,185,408 | 120.82 | 119.22 | 3,020,642 | 428,128 | 141.80 |
| Canada | 483,926 | 374,548 | 50,843 | 42,103 | 105.06 | 112.41 | 54,738 | 7,681 | 140.12 |
| Latin America | 2,287,626 | 5,851,879 | 289,677 | 750,130 | 126.63 | 128.19 | 682,511 | 106,655 | 147.48 |
| Mexico | 553,526 | 3,638,369 | 75,439 | 476,651 | 136.29 | 131.01 | 474,041 | 70,489 | 148.70 |
| Caribbean | 452,116 | 524,807 | 55,395 | 63,730 | 122.52 | 120.51 | 56,860 | 7,775 | 136.74 |
| S. America | 1,144,168 | 1,447,176 | 140,765 | 174,842 | 123.03 | 123.58 | 87,334 | 12,730 | 145.76 |
| Venezuela | 387,690 | 862,748 | 48,112 | 108,981 | 124.10 | 126.32 | 58,693 | 8,642 | 147.24 |
| W. Europe | 14,712,638 | 8,808,329 | 1,706,763 | 1,038,441 | 116.01 | 117.89 | 579,426 | 84,311 | 145.51 |
| EC | 6,692,910 | 3,733,549 | 784,397 | 448,046 | 117.20 | 120.00 | 256,191 | 36,648 | 143.05 |
| United Kingdom | 1,000,171 | 651,181 | 112,353 | 76,230 | 112.33 | 117.06 | 58,455 | 8,540 | 146.09 |
| Netherlands | 1,306,994 | 369,143 | 158,255 | 48,425 | 121.08 | 131.18 | 14,823 | 2,600 | 174.34 |
| Belgium-Luxembourg | 1,466,429 | 2,155,473 | 212,328 | 254,553 | 113.76 | 119.10 | 167,272 | 21,347 | 139.31 |
| Fed Rep Germany | 1,119,897 | 254,000 | 134,376 | 32,367 | 119.99 | 127.43 | 15,686 | 2,161 | 137.80 |
| Italy | 669,146 | 84,376 | 80,774 | 10,462 | 120.71 | 124.22 | 0 | 0 | 0.00 |
| Greece | 710,071 | 218,439 | 86,277 | 25,979 | 118.17 | 118.70 | 0 | 0 | 0.00 |
| Other W. Europe | 8,019,728 | 5,074,780 | 972,365 | 590,196 | 115.01 | 116.34 | 323,235 | 47,663 | 147.46 |
| Spain | 5,554,400 | 2,668,546 | 613,134 | 300,564 | 113.99 | 112.61 | 77,216 | 10,458 | 135.43 |
| Portugal | 2,058,212 | 2,031,682 | 241,483 | 244,676 | 117.33 | 120.43 | 214,263 | 15,409 | 151.15 |
| Canary Islands | 108,035 | 111,975 | 12,186 | 12,734 | 112.82 | 113.72 | 11,740 | 1,793 | 152.75 |
| E. Europe | 1,672,850 | 1,474,607 | 435,225 | 169,325 | 118.50 | 114.83 | 66,668 | 8,795 | 131.92 |
| German Dem Rep | 1,508,984 | 891,591 | 178,652 | 101,125 | 115.98 | 114.71 | 0 | 0 | 0.00 |
| Poland | 405,955 | 490,649 | 48,825 | 54,416 | 122.73 | 110.91 | 0 | 0 | 0.00 |
| Romania | 431,421 | 0 | 51,962 | 0 | 120.44 | -0.00 | 0 | 0 | 0.00 |
| Bulgaria | 550,256 | 102,367 | 64,648 | 13,784 | 117.48 | 134.65 | 66,668 | 8,795 | 131.92 |
| USSR, East Lat, Lith | 7,690,909 | 3,159,181 | 960,806 | 329,191 | 126.42 | 134.20 | 0 | 0 | 0.00 |
| USSR | 7,600,909 | 3,159,181 | 960,806 | 329,191 | 126.42 | 134.20 | 0 | 0 | 0.00 |
| Asia | 15,675,981 | 21,630,157 | 1,923,085 | 2,588,027 | 122.68 | 119.69 | 1,375,468 | 188,516 | 137.06 |
| W. Asia (Mideast) | 884,214 | 421,557 | 108,221 | 105,029 | 122.34 | 111.97 | 51,552 | 7,272 | 135.79 |
| Japan | 9,548,990 | 11,793,571 | 1,749,948 | 1,399,847 | 120.43 | 118.63 | 1,030,905 | 137,111 | 135.63 |
| China (mainland) | 1,027,645 | 2,160,567 | 127,118 | 250,130 | 123.70 | 115.77 | 0 | 0 | 0.00 |
| China (Taiwan) | 1,572,503 | 2,596,157 | 212,821 | 321,993 | 135.34 | 124.03 | 106,821 | 15,858 | 144.85 |
| Other E. & S.E. Asia | 2,628,210 | 4,150,120 | 322,662 | 511,722 | 122.77 | 123.30 | 204,190 | 28,275 | 138.47 |
| Rep of Korea | 2,450,580 | 3,710,595 | 301,198 | 460,976 | 122.46 | 123.57 | 204,190 | 28,275 | 138.47 |
| Africa | 2,443,672 | 2,195,215 | 297,234 | 267,149 | 121.63 | 121.69 | 261,794 | 38,364 | 146.54 |
| N. Africa | 2,062,649 | 1,957,556 | 248,342 | 235,919 | 120.40 | 120.52 | 226,361 | 33,316 | 147.10 |
| Morocco | 88,636 | 99,852 | 10,695 | 10,559 | 120.66 | 105.74 | 0 | 0 | 0.00 |
| Tunisia | 365,503 | 139,565 | 41,850 | 17,167 | 114.50 | 123.00 | 18,602 | 2,710 | 145.67 |
| Egypt | 1,272,724 | 1,467,575 | 153,880 | 177,414 | 120.91 | 120.89 | 154,845 | 22,985 | 148.44 |
| Unidentified country | 0 | 0 | 0 | -2 | -0.00 | -0.00 | 0 | 0 | 0.00 |
| Developed countries | 25,152,734 | 21,477,704 | 2,958,520 | 2,519,673 | 117.62 | 118.25 | 1,726,255 | 240,161 | 139.12 |
| Less level countries | 9,431,586 | 15,232,206 | 1,183,041 | 1,897,099 | 125.43 | 124.63 | 1,227,719 | 179,373 | 146.10 |
| Cent plan countries | 12,301,404 | 6,794,355 | 1,523,229 | 748,646 | 123.82 | 110.19 | 66,668 | 8,795 | 131.92 |
| Grain sorghums(MT): | | | | | | | | | |
| World | 5,772,005 | 4,775,722 | 692,850 | 574,888 | 120.04 | 120.18 | 489,976 | 64,861 | 132.14 |
| Latin America | 1,142,643 | 1,234,993 | 167,141 | 398,963 | 124.49 | 123.33 | 321,518 | 43,814 | 136.27 |
| Mexico | 533,409 | 2,979,602 | 66,610 | 367,379 | 124.88 | 123.30 | 271,685 | 36,943 | 135.98 |
| S. America | 791,980 | 255,087 | 98,448 | 31,537 | 124.31 | 123.63 | 49,818 | 6,868 | 137.87 |
| Colombia | 79,999 | 91,942 | 10,257 | 10,084 | 128.22 | 109.67 | 0 | 0 | 0.00 |
| Venezuela | 712,981 | 111,427 | 88,191 | 16,809 | 123.87 | 127.89 | 18,100 | 2,224 | 122.85 |
| W. Europe | 1,182,207 | 338,566 | 141,877 | 37,588 | 120.01 | 111.02 | 31,619 | 3,788 | 119.81 |
| Other W. Europe | 1,180,906 | 337,856 | 141,604 | 37,479 | 119.91 | 110.93 | 31,499 | 3,770 | 119.68 |
| Norway | 201,711 | 44,619 | 25,757 | 4,958 | 128.03 | 111.12 | 0 | 0 | 0.00 |
| Spain | 760,904 | 104,847 | 88,634 | 10,168 | 116.44 | 96.94 | 0 | 0 | 0.00 |
| Portugal | 218,753 | 188,310 | 27,204 | 22,350 | 124.36 | 114.67 | 11,499 | 3,770 | 119.68 |
| Asia | 1,191,241 | 1,179,119 | 176,554 | 135,068 | 117.92 | 114.55 | 136,678 | 17,234 | 126.09 |
| W. Asia (Mideast) | 421,531 | 302,179 | 51,917 | 35,211 | 122.16 | 118.59 | 70,461 | 8,379 | 118.91 |
| Cyprus | 119,616 | 23,118 | 14,295 | 2,258 | 119.51 | 97.67 | 0 | 0 | 0.00 |
| Israel | 301,915 | 278,971 | 17,622 | 32,959 | 124.61 | 118.15 | 70,461 | 8,379 | 118.91 |
| Japan | 2,160,941 | 616,497 | 250,942 | 68,550 | 116.13 | 111.19 | 66,217 | 8,855 | 131.71 |
| China (Taiwan) | 282,193 | 212,588 | 35,154 | 24,900 | 125.28 | 117.13 | 0 | 0 | 0.00 |
| Other E. & S.E. Asia | 328,574 | 47,855 | 38,341 | 6,386 | 116.69 | 133.44 | 0 | 0 | 0.00 |
| Rep of Korea | 328,574 | 47,855 | 38,341 | 6,386 | 116.69 | 133.44 | 0 | 0 | 0.00 |
| Developed countries | 1,651,829 | 1,234,248 | 431,479 | 339,131 | 118.09 | 112.72 | 168,297 | 21,023 | 124.91 |
| Less level countries | 2,118,176 | 3,541,474 | 261,371 | 435,757 | 123.39 | 121.04 | 321,679 | 43,838 | 136.28 |
| Blended food prod(MT): | | | | | | | | | |
| World | 159,830 | 177,177 | 53,488 | 37,813 | 114.66 | 297.32 | 17,308 | 5,622 | 324.80 |
| Canada | 5,494 | 4,834 | 1,213 | 1,480 | 220.71 | 216.50 | 282 | 62 | 214.19 |
| Latin America | 33,349 | 14,988 | 11,665 | 4,551 | 149.79 | 303.66 | 1,166 | 401 | 344.15 |
| Central America | 10,256 | 4,402 | 3,688 | 1,310 | 359.62 | 297.60 | 241 | 83 | 345.09 |
| Guatemala | 4,872 | 0 | 1,784 | 0 | 366.15 | -0.00 | 0 | 0 | 0.00 |
| Honduras | 3,171 | 3,441 | 1,105 | 984 | 348.31 | 285.86 | 0 | 0 | 0.00 |
| Caribbean | 9,370 | 1,062 | 3,458 | 369 | 369.09 | 347.31 | 609 | 209 | 343.69 |
| Jamaica | 2,095 | 305 | 950 | 98 | 453.58 | 119.67 | 201 | 65 | 323.38 |
| Haiti | 3,925 | 76 | 1,383 | 57 | 152.10 | 751.45 | 18 | 12 | 653.33 |

See footnotes at end of table.

Table 6--U.S. agricultural exports: Quantity, value, and unit value by commodity and country
October-August 1981/82 and 1982/83, and August 1983--continued

| Commodity and country | October-August | | | | | | August 1983 | | |
|--|----------------|-----------|--------------------|---------|-----------------|----------|-------------|--------------------|-----------------|
| | Quantity | | Value (1,000 dol.) | | Unit value (\$) | | Quantity | Value (1,000 dol.) | Unit value (\$) |
| | 1981/82 | 1982/83 | 1981/82 | 1982/83 | 1981/82 | 1982/83 | | | |
| Blended food prod(MT): | | | | | | | | | |
| Dominican Republic | 3,118 | 511 | 1,101 | 149 | 353.25 | 290.91 | 322 | 113 | 350.11 |
| S. America | 13,370 | 9,447 | 4,401 | 2,853 | 332.20 | 302.00 | 316 | 109 | 304.32 |
| Peru | 7,656 | 5,421 | 2,497 | 1,606 | 326.14 | 294.33 | 0 | 0 | -00 |
| Bolivia | 3,765 | 2,838 | 1,217 | 320 | 323.18 | 288.76 | 0 | 0 | -00 |
| E. Europe | 23,019 | 0 | 7,862 | 0 | 341.53 | .00 | 0 | 0 | -00 |
| Poland | 23,019 | 0 | 7,862 | 0 | 341.53 | .00 | 0 | 0 | -00 |
| Asia | 70,719 | 82,354 | 23,261 | 24,296 | 328.91 | 295.02 | 13,863 | 4,524 | 326.37 |
| S. Asia | 85,058 | 54,906 | 14,175 | 16,232 | 314.60 | 295.62 | 9,711 | 3,178 | 327.30 |
| India | 37,979 | 49,123 | 12,101 | 14,593 | 318.61 | 297.07 | 9,711 | 3,178 | 327.30 |
| Sri Lanka | 6,540 | 5,271 | 1,882 | 1,469 | 287.75 | 278.53 | 0 | 0 | -00 |
| Other E. & S.E. Asia | 24,568 | 26,822 | 8,603 | 7,688 | 350.18 | 286.63 | 0 | 0 | -00 |
| Indonesia | 3,251 | 1 | 1,199 | 1 | 368.87 | 881.00 | 0 | 0 | -00 |
| Philippines | 21,198 | 26,775 | 7,363 | 7,676 | 347.36 | 286.69 | 4,088 | 1,305 | 319.11 |
| Africa | 26,699 | 22,177 | 9,006 | 7,017 | 337.32 | 316.42 | 1,951 | 595 | 305.16 |
| S. Africa | 9,997 | 5,002 | 3,477 | 1,772 | 347.84 | 354.19 | 0 | 0 | -00 |
| Morocco | 4,257 | 0 | 1,547 | 0 | 363.39 | .00 | 0 | 0 | -00 |
| Libya | 0 | 489 | 0 | 452 | .00 | 424.26 | 0 | 0 | -00 |
| Egypt | 5,334 | 4,422 | 1,821 | 1,269 | 341.37 | 287.08 | 0 | 0 | -00 |
| Sub-Sahara | 16,702 | 17,175 | 5,529 | 5,246 | 331.02 | 305.43 | 1,951 | 595 | 305.16 |
| Senegal | 2,461 | 3,832 | 788 | 788 | 328.00 | 301.74 | 1,950 | 595 | 304.97 |
| Ghana | 2,029 | 3,629 | 737 | 1,182 | 363.31 | 325.81 | 1 | 1 | 686.00 |
| Angola | 4,097 | 0 | 1,339 | 0 | 326.71 | .00 | 0 | 0 | -00 |
| Rep S. Africa | 2,673 | 3,630 | 957 | 1,155 | 357.89 | 318.12 | 0 | 0 | -00 |
| Developed countries | 9,083 | 11,765 | 2,780 | 3,403 | 306.03 | 289.24 | 392 | 141 | 359.98 |
| Less devel countries | 127,410 | 115,412 | 42,715 | 34,410 | 335.26 | 298.15 | 16,916 | 5,480 | 321.98 |
| Cont plan countries | 23,337 | 0 | 7,994 | 0 | 342.53 | .00 | 0 | 0 | -00 |
| Corn by-products(MT): | | | | | | | | | |
| World | 2,967,175 | 3,628,558 | 467,179 | 561,343 | 157.45 | 154.70 | 284,490 | 44,832 | 157.59 |
| Latin America | 61,293 | 19,182 | 10,416 | 4,688 | 376.47 | 244.39 | 3,204 | 574 | 179.10 |
| Mexico | 47,036 | 163 | 6,871 | 26 | 146.08 | 157.52 | 0 | 0 | -00 |
| E. Europe | 2,883,598 | 3,583,678 | 452,239 | 552,141 | 156.83 | 154.07 | 279,320 | 43,866 | 157.05 |
| EC | 2,883,598 | 3,578,745 | 452,239 | 551,427 | 156.83 | 154.08 | 279,320 | 43,866 | 157.05 |
| United Kingdom | 179,473 | 130,479 | 28,934 | 19,027 | 161.21 | 145.82 | 10,469 | 1,811 | 172.95 |
| Ireland | 12,031 | 49,014 | 1,347 | 8,583 | 111.92 | 175.11 | 0 | 0 | -00 |
| Netherlands | 2,362,310 | 2,896,808 | 370,374 | 443,569 | 156.78 | 153.12 | 211,619 | 32,962 | 155.76 |
| Fed Rep Germany | 321,252 | 484,786 | 50,024 | 77,546 | 155.72 | 159.96 | 54,249 | 8,663 | 159.69 |
| Developed countries | 2,904,019 | 3,604,746 | 455,947 | 555,351 | 157.00 | 154.06 | 280,636 | 44,099 | 157.14 |
| Less devel countries | 63,156 | 23,812 | 11,232 | 5,990 | 177.65 | 251.55 | 3,854 | 733 | 190.26 |
| Alfalfa meal & cubes(MT): | | | | | | | | | |
| World | 548,320 | 525,573 | 72,603 | 76,378 | 132.41 | 145.32 | 67,387 | 9,229 | 136.95 |
| Canada | 47,298 | 41,584 | 7,454 | 6,262 | 157.60 | 150.74 | 4,159 | 607 | 145.94 |
| Latin America | 12,367 | 1,242 | 1,621 | 298 | 131.09 | 240.14 | 8 | 2 | 240.00 |
| Mexico | 10,929 | 88 | 1,256 | 8 | 114.95 | 93.75 | 0 | 0 | -00 |
| E. Europe | 107,730 | 72,311 | 14,069 | 11,860 | 130.59 | 164.01 | 6,199 | 746 | 120.38 |
| EC | 106,928 | 72,171 | 13,933 | 11,835 | 130.10 | 163.98 | 6,199 | 746 | 120.38 |
| Netherlands | 80,973 | 51,228 | 10,706 | 9,317 | 132.22 | 181.88 | 2,393 | 264 | 110.24 |
| Fed Rep Germany | 25,937 | 20,618 | 3,224 | 2,436 | 124.30 | 118.16 | 3,806 | 482 | 126.75 |
| Asia | 380,776 | 384,570 | 49,442 | 54,679 | 129.84 | 142.09 | 46,548 | 6,504 | 140.59 |
| Japan | 378,679 | 381,437 | 48,944 | 54,194 | 129.25 | 142.09 | 46,268 | 6,496 | 140.40 |
| Africa | 0 | 25,718 | 0 | 3,253 | .00 | 126.48 | 10,473 | 1,330 | 126.96 |
| Sub-Sahara | 0 | 25,718 | 0 | 3,253 | .00 | 126.48 | 10,473 | 1,330 | 126.96 |
| Rep S. Africa | 0 | 25,718 | 0 | 3,253 | .00 | 126.48 | 10,473 | 1,330 | 126.96 |
| Developed countries | 533,773 | 521,112 | 70,470 | 75,579 | 132.02 | 145.03 | 67,099 | 9,179 | 136.80 |
| Less devel countries | 14,547 | 4,358 | 2,133 | 786 | 146.62 | 180.26 | 288 | 50 | 173.63 |
| Fruits - fresh - citrus(MT): | | | | | | | | | |
| World | 770,754 | 876,108 | 379,345 | 407,972 | 492.17 | 465.66 | 48,104 | 25,465 | 529.37 |
| Canada | 205,796 | 216,464 | 94,919 | 86,792 | 461.23 | 400.95 | 11,047 | 4,637 | 419.78 |
| E. Europe | 97,461 | 130,223 | 45,649 | 56,627 | 468.38 | 434.85 | 4,051 | 1,647 | 408.48 |
| EC | 91,698 | 122,046 | 42,811 | 53,170 | 466.86 | 435.66 | 3,437 | 1,406 | 408.97 |
| Netherlands | 33,000 | 37,779 | 16,440 | 16,549 | 498.18 | 438.05 | 1,183 | 480 | 405.46 |
| France | 42,106 | 62,108 | 19,045 | 27,559 | 452.32 | 443.73 | 1,568 | 601 | 383.11 |
| Asia | 452,589 | 518,792 | 231,383 | 256,149 | 511.24 | 501.47 | 32,554 | 19,002 | 583.72 |
| Japan | 145,442 | 363,752 | 154,490 | 176,900 | 491.34 | 486.32 | 19,066 | 12,007 | 629.77 |
| Other E. & S.E. Asia | 135,481 | 140,059 | 75,542 | 76,434 | 557.59 | 545.73 | 13,186 | 6,887 | 522.29 |
| Malaysia | 7,009 | 13,718 | 3,962 | 6,942 | 506.07 | 506.07 | 1,183 | 581 | 491.44 |
| Singapore | 17,514 | 20,892 | 9,378 | 11,173 | 535.48 | 534.81 | 2,034 | 985 | 484.18 |
| Hong Kong | 107,433 | 103,649 | 60,062 | 57,189 | 559.07 | 551.76 | 9,890 | 5,271 | 532.92 |
| Oceania | 10,952 | 15,920 | 5,494 | 7,103 | 501.61 | 446.14 | 45 | 28 | 614.78 |
| New Zealand | 8,003 | 7,880 | 3,990 | 3,316 | 498.59 | 420.75 | 0 | 0 | -00 |
| Developed countries | 629,342 | 725,967 | 308,854 | 327,148 | 478.04 | 450.64 | 34,166 | 18,292 | 535.39 |
| Less devel countries | 14,392 | 150,141 | 78,478 | 80,824 | 555.04 | 538.32 | 13,938 | 7,173 | 514.63 |
| Fruits - fresh - noncitrus(MT): | | | | | | | | | |
| World | 824,113 | 538,868 | 371,822 | 360,881 | 451.18 | 669.70 | 54,138 | 34,980 | 646.12 |
| Canada | 524,227 | 238,216 | 147,363 | 141,479 | 281.10 | 593.91 | 43,392 | 22,927 | 528.36 |
| Latin America | 16,070 | 57,709 | 53,164 | 38,740 | 698.88 | 671.29 | 1,479 | 1,035 | 699.71 |
| Mexico | 12,648 | 3,597 | 7,420 | 1,618 | 543.68 | 449.86 | 492 | 223 | 452.99 |
| Central America | 8,436 | 5,451 | 6,402 | 3,846 | 758.92 | 705.47 | 250 | 240 | 958.97 |
| Caribbean | 9,991 | 11,677 | 8,302 | 8,764 | 831.00 | 750.51 | 727 | 562 | 773.34 |
| Trinidad-Tobago | 3,355 | 5,083 | 3,093 | 3,953 | 921.99 | 777.75 | 198 | 181 | 912.18 |
| S. America | 43,995 | 36,984 | 31,039 | 24,512 | 705.52 | 662.78 | 10 | 10 | 1,003.50 |
| Colombia | 10,053 | 8,050 | 4,333 | 4,098 | 430.97 | 509.09 | 4 | 4 | 887.75 |
| Venezuela | 25,951 | 23,424 | 22,013 | 17,556 | 848.24 | 744.47 | 5 | 4 | 889.80 |
| E. Europe | 61,051 | 42,649 | 48,269 | 29,446 | 790.63 | 938.27 | 398 | 1,570 | 1,572.74 |
| EC | 32,503 | 23,081 | 30,759 | 26,512 | 946.34 | 1,148.65 | 743 | 1,247 | 1,678.43 |
| United Kingdom | 16,526 | 11,995 | 12,973 | 9,110 | 785.03 | 759.50 | 472 | 804 | 1,703.11 |

See footnotes at end of table.

Table 6--U.S. agricultural exports: Quantity, value, and unit value by commodity and country
October-August 1981/82 and 1982/83, and August 1983--continued

| Commodity and country | October-August | | | | | | August 1983 | | |
|--|----------------|---------|--------------------|---------|-----------------|----------|-------------|--------------------|-----------------|
| | Quantity | | Value (1,000 dol.) | | Unit value (\$) | | Quantity | Value (1,000 dol.) | Unit value (\$) |
| | 1981/82 | 1982/83 | 1981/82 | 1982/83 | 1981/82 | 1982/83 | | | |
| Fruits - fresh - noncitrus(MT): | | | | | | | | | |
| Netherlands | 9,360 | 5,270 | 3,190 | 7,013 | 674.96 | 1,710.19 | 39 | 31 | 800.72 |
| France | 3,255 | 2,396 | 5,437 | 3,875 | 1,670.30 | 1,592.03 | 175 | 116 | 1,018.46 |
| Other W. Europe | 28,548 | 19,568 | 17,510 | 13,334 | 613.34 | 681.41 | 255 | 323 | 1,264.80 |
| Sweden | 12,934 | 6,761 | 7,343 | 4,413 | 567.75 | 655.72 | 138 | 183 | 1,322.49 |
| Norway | 8,010 | 6,674 | 4,197 | 3,599 | 524.02 | 539.33 | 0 | 0 | .00 |
| Asia | 152,950 | 194,158 | 177,331 | 136,457 | 767.12 | 702.81 | 8,121 | 9,291 | 1,144.32 |
| W. Asia (Mideast) | 45,431 | 49,852 | 30,158 | 31,669 | 663.83 | 635.26 | 125 | 146 | 1,167.30 |
| Saudi Arabia | 28,609 | 29,201 | 18,776 | 19,728 | 556.10 | 675.59 | 117 | 132 | 1,125.07 |
| United Arab Emir. | 14,253 | 14,734 | 9,819 | 8,374 | 688.89 | 568.34 | 0 | 0 | .00 |
| Japan | 10,667 | 12,849 | 18,699 | 24,018 | 1,778.92 | 1,869.23 | 1,566 | 1,120 | 1,992.05 |
| China (Taiwan) | 35,940 | 61,163 | 19,516 | 10,084 | 541.01 | 476.30 | 350 | 368 | 1,038.16 |
| Other E. & S.E. Asia | 60,683 | 68,106 | 48,544 | 50,586 | 799.96 | 742.76 | 6,076 | 5,660 | 931.54 |
| Malaysia | 5,640 | 10,156 | 3,494 | 5,850 | 619.42 | 674.49 | 891 | 423 | 862.33 |
| Singapore | 10,728 | 12,091 | 9,061 | 9,536 | 844.63 | 788.67 | 893 | 824 | 922.41 |
| Indonesia | 6,408 | 4,055 | 5,566 | 3,321 | 868.64 | 819.42 | 0 | 0 | .00 |
| Hong Kong | 35,859 | 38,724 | 28,676 | 28,642 | 799.70 | 739.65 | 4,530 | 4,251 | 938.93 |
| Oceania | 8,886 | 5,366 | 4,776 | 3,683 | 537.49 | 486.36 | 121 | 136 | 1,127.51 |
| Developed countries | 604,224 | 298,438 | 218,902 | 208,550 | 362.28 | 698.81 | 46,049 | 27,715 | 601.85 |
| Less devel countries | 219,887 | 240,420 | 152,920 | 152,326 | 695.45 | 633.58 | 8,089 | 7,265 | 898.18 |
| Fruits - dried(MT): | | | | | | | | | |
| World | 112,331 | 101,509 | 186,449 | 160,797 | 1,659.82 | 1,584.06 | 7,679 | 12,713 | 1,673.61 |
| Canada | 10,799 | 10,400 | 22,724 | 21,199 | 2,104.24 | 2,038.35 | 772 | 1,757 | 2,275.68 |
| Latin America | 8,256 | 6,145 | 13,559 | 11,925 | 1,642.26 | 1,940.56 | 229 | 359 | 1,569.79 |
| Mexico | 2,565 | 466 | 2,820 | 577 | 1,099.37 | 1,218.93 | 6 | 4 | 667.17 |
| Caribbean | 1,497 | 891 | 2,240 | 1,558 | 1,496.14 | 1,572.62 | 87 | 104 | 1,196.63 |
| S. America | 1,757 | 4,086 | 7,552 | 8,533 | 2,010.01 | 2,088.38 | 87 | 160 | 1,834.45 |
| Venezuela | 2,362 | 2,862 | 5,197 | 6,224 | 2,200.09 | 2,174.71 | 7 | 10 | 1,371.43 |
| W. Europe | 55,135 | 42,621 | 85,688 | 65,944 | 1,554.15 | 1,547.22 | 4,829 | 7,605 | 1,574.77 |
| EC | 38,588 | 24,082 | 52,448 | 41,128 | 1,359.19 | 1,414.20 | 2,915 | 4,005 | 1,373.08 |
| Denmark | 3,721 | 2,442 | 4,974 | 3,904 | 1,336.03 | 1,598.71 | 299 | 425 | 1,421.95 |
| United Kingdom | 5,919 | 6,383 | 6,632 | 8,361 | 1,453.43 | 1,309.94 | 826 | 911 | 1,151.31 |
| Netherlands | 2,871 | 3,147 | 3,236 | 5,115 | 1,823.83 | 1,688.83 | 345 | 405 | 1,159.89 |
| Belgium-Luxembourg | 2,116 | 1,528 | 4,297 | 3,114 | 2,030.64 | 2,038.97 | 51 | 94 | 1,846.65 |
| France | 6,090 | 3,744 | 6,270 | 5,274 | 1,029.63 | 1,408.73 | 99 | 120 | 1,210.78 |
| Fed Rep Germany | 4,896 | 6,329 | 16,174 | 10,097 | 1,634.93 | 1,595.33 | 1,047 | 1,685 | 1,602.49 |
| Italy | 7,673 | 5,148 | 6,435 | 4,590 | 838.62 | 891.67 | 196 | 265 | 1,350.99 |
| Other W. Europe | 16,547 | 13,539 | 33,240 | 28,816 | 2,008.80 | 1,812.96 | 1,914 | 3,600 | 1,880.73 |
| Sweden | 5,691 | 4,562 | 11,887 | 8,513 | 2,088.68 | 1,866.01 | 643 | 1,155 | 1,795.97 |
| Norway | 3,507 | 2,450 | 7,141 | 4,557 | 2,036.25 | 1,859.86 | 161 | 767 | 2,121.98 |
| Finland | 3,147 | 2,179 | 5,813 | 4,126 | 1,847.18 | 1,893.63 | 469 | 938 | 1,999.41 |
| Switzerland | 1,913 | 1,811 | 5,207 | 4,325 | 2,721.83 | 2,361.92 | 164 | 191 | 2,384.66 |
| Spain | 1,505 | 1,747 | 1,958 | 2,098 | 1,300.71 | 1,200.88 | 223 | 274 | 1,226.55 |
| Asia | 12,911 | 19,297 | 55,879 | 55,461 | 1,697.88 | 1,411.34 | 1,595 | 2,122 | 1,330.99 |
| W. Asia (Mideast) | 654 | 1,308 | 1,290 | 2,449 | 1,971.81 | 1,872.26 | 29 | 43 | 1,475.41 |
| Japan | 21,605 | 27,920 | 34,056 | 35,768 | 1,576.30 | 1,285.69 | 1,103 | 1,385 | 1,255.65 |
| China (Taiwan) | 3,179 | 3,724 | 5,516 | 5,086 | 1,735.05 | 1,580.48 | 53 | 65 | 1,224.77 |
| Other E. & S.E. Asia | 7,352 | 6,355 | 14,810 | 11,282 | 2,014.45 | 1,775.24 | 410 | 629 | 1,534.86 |
| Malaysia | 1,291 | 1,200 | 2,300 | 2,153 | 1,778.87 | 1,786.12 | 62 | 91 | 1,475.35 |
| Singapore | 1,328 | 971 | 2,294 | 1,706 | 1,727.45 | 1,756.95 | 64 | 84 | 1,317.72 |
| Rep of Korea | 2,296 | 1,660 | 5,106 | 2,905 | 2,221.69 | 1,744.82 | 23 | 33 | 1,440.52 |
| Hong Kong | 1,278 | 1,202 | 2,318 | 2,176 | 1,814.09 | 1,910.50 | 36 | 58 | 1,599.69 |
| Oceania | 2,602 | 2,448 | 5,902 | 5,589 | 2,268.11 | 2,283.20 | 254 | 871 | 3,427.45 |
| Australia | 911 | 872 | 1,929 | 1,908 | 2,116.98 | 2,187.64 | 166 | 668 | 4,026.73 |
| New Zealand | 1,537 | 1,496 | 3,733 | 3,525 | 2,429.08 | 2,356.37 | 83 | 189 | 2,272.05 |
| Developed countries | 91,078 | 81,968 | 169,335 | 129,406 | 1,639.64 | 1,541.13 | 6,971 | 11,628 | 1,668.01 |
| Less devel countries | 19,758 | 17,521 | 35,594 | 31,380 | 1,801.50 | 1,790.80 | 708 | 1,086 | 1,533.46 |
| Fruits - canned or juice(MT): | | | | | | | | | |
| World | 107,501 | 97,432 | 97,004 | 89,390 | 902.36 | 917.46 | 6,831 | 6,999 | 1,024.59 |
| Canada | 36,818 | 30,337 | 29,494 | 25,076 | 890.81 | 826.57 | 1,965 | 1,698 | 863.92 |
| Latin America | 10,522 | 7,924 | 10,365 | 8,179 | 985.86 | 1,031.07 | 832 | 1,000 | 1,202.05 |
| Central America | 1,731 | 1,765 | 2,068 | 1,870 | 1,194.75 | 1,059.57 | 201 | 231 | 1,157.49 |
| Panama | 1,283 | 1,587 | 1,429 | 1,652 | 1,113.54 | 1,040.94 | 166 | 189 | 1,136.41 |
| Caribbean | 4,262 | 3,368 | 4,033 | 3,510 | 946.25 | 1,042.22 | 572 | 702 | 1,227.63 |
| Dominican Republic | 1,376 | 494 | 1,379 | 658 | 1,002.16 | 1,331.17 | 169 | 287 | 1,698.36 |
| Trinidad-Tobago | 440 | 872 | 411 | 982 | 933.81 | 1,125.99 | 96 | 145 | 1,505.24 |
| S. America | 3,012 | 2,285 | 3,459 | 2,107 | 957.55 | 922.00 | 48 | 56 | 1,169.08 |
| Colombia | 2,462 | 1,807 | 2,059 | 1,479 | 836.17 | 818.47 | 17 | 13 | 739.65 |
| W. Europe | 21,724 | 20,622 | 20,608 | 18,415 | 948.65 | 892.96 | 1,107 | 1,288 | 1,163.61 |
| EC | 13,436 | 16,066 | 12,711 | 13,988 | 946.04 | 866.17 | 714 | 940 | 1,316.20 |
| Netherlands | 4,151 | 3,978 | 4,466 | 4,629 | 1,026.52 | 1,163.75 | 385 | 545 | 1,415.49 |
| Belgium-Luxembourg | 1,606 | 1,334 | 1,521 | 1,273 | 946.78 | 954.31 | 30 | 47 | 1,580.47 |
| Fed Rep Germany | 5,668 | 8,874 | 8,998 | 6,292 | 881.77 | 709.01 | 158 | 165 | 1,046.20 |
| Other W. Europe | 8,288 | 4,556 | 7,897 | 4,467 | 952.86 | 980.39 | 393 | 349 | 886.95 |
| Sweden | 2,871 | 1,633 | 2,791 | 1,543 | 972.01 | 945.13 | 256 | 196 | 766.08 |
| Norway | 2,008 | 931 | 1,949 | 1,030 | 976.56 | 1,106.74 | 5 | 15 | 3,032.20 |
| Switzerland | 2,190 | 1,108 | 1,866 | 981 | 852.15 | 885.30 | 16 | 13 | 796.88 |
| Asia | 34,662 | 34,244 | 32,861 | 32,041 | 948.05 | 935.68 | 2,570 | 2,578 | 1,003.18 |
| W. Asia (Mideast) | 5,447 | 7,368 | 5,272 | 7,013 | 967.41 | 951.85 | 615 | 601 | 977.33 |
| Saudi Arabia | 3,985 | 5,286 | 3,757 | 4,894 | 942.89 | 925.82 | 402 | 354 | 881.42 |
| Japan | 18,941 | 16,220 | 17,127 | 14,612 | 904.24 | 900.83 | 718 | 730 | 1,016.82 |
| China (Taiwan) | 872 | 1,719 | 889 | 1,432 | 1,019.99 | 833.19 | 171 | 168 | 981.44 |
| Other E. & S.E. Asia | 9,398 | 8,900 | 9,570 | 8,953 | 1,018.32 | 1,006.08 | 1,066 | 1,079 | 1,012.40 |
| Singapore | 3,066 | 2,667 | 3,242 | 2,684 | 1,057.13 | 1,006.29 | 192 | 190 | 988.79 |
| Indonesia | 1,059 | 673 | 1,236 | 786 | 1,167.56 | 1,168.40 | 4 | 7 | 1,485.00 |
| Hong Kong | 1,892 | 1,594 | 3,599 | 3,444 | 924.83 | 958.16 | 458 | 441 | 1,050.66 |

See footnotes at end of table.

Table 6--U.S. agricultural exports: Quantity, value, and unit value by commodity and country
October-August 1981/82 and 1982/83, and August 1983--continued

| Commodity and country | October-August | | | | | | August 1983 | | |
|---------------------------------------|----------------|-----------|--------------------|---------|-----------------|----------|-------------|--------------------|-----------------|
| | Quantity | | Value (1,000 dol.) | | Unit value (\$) | | Quantity | Value (1,000 dol.) | Unit value (\$) |
| | 1981/82 | 1982/83 | 1981/82 | 1982/83 | 1981/82 | 1982/83 | | | |
| Fruits - canned ex juice (MT): | | | | | | | | | |
| Oceania | 2,547 | 2,376 | 2,548 | 3,053 | 1,000.38 | 1,284.77 | 301 | 387 | 1,284.85 |
| Australia | 1,581 | 1,681 | 1,691 | 1,988 | 1,069.45 | 1,182.83 | 221 | 301 | 1,161.19 |
| Africa | 1,228 | 1,929 | 1,137 | 2,636 | 925.97 | 1,366.33 | 56 | 48 | 857.59 |
| S. Africa | 798 | 1,711 | 627 | 2,411 | 785.83 | 1,408.95 | 0 | 0 | .00 |
| Libya | 0 | 1,054 | 0 | 1,752 | .00 | 1,662.40 | 0 | 0 | .00 |
| Developed countries | 79,476 | 69,055 | 69,408 | 60,302 | 873.32 | 871.25 | 4,108 | 4,113 | 1,001.13 |
| Less devel countries | 28,025 | 28,343 | 27,596 | 29,056 | 984.69 | 1,025.22 | 2,723 | 2,886 | 1,059.99 |
| Fruit juices incl froz (HL): | | | | | | | | | |
| World | 5,424,297 | 5,296,233 | 213,788 | 201,277 | 39.41 | 38.38 | 482,896 | 18,518 | 38.75 |
| Canada | 2,079,847 | 2,122,194 | 93,600 | 92,714 | 45.00 | 43.69 | 217,540 | 9,466 | 43.52 |
| Latin America | 624,483 | 489,804 | 22,556 | 18,571 | 36.12 | 37.91 | 35,186 | 1,598 | 45.40 |
| Mexico | 59,721 | 31,326 | 2,214 | 1,065 | 37.07 | 38.33 | 1,487 | 106 | 71.28 |
| Central America | 68,045 | 41,630 | 2,716 | 2,220 | 40.18 | 50.87 | 2,799 | 166 | 59.45 |
| Caribbean | 420,593 | 388,480 | 14,004 | 13,958 | 33.29 | 35.93 | 24,727 | 1,217 | 42.35 |
| Babamas | 117,591 | 73,005 | 2,874 | 2,815 | 24.44 | 38.56 | 5,473 | 284 | 51.93 |
| Dominican Republic | 52,553 | 50,405 | 2,035 | 2,113 | 38.73 | 41.51 | 4,022 | 143 | 35.61 |
| North Antilles | 86,909 | 88,911 | 1,656 | 3,423 | 42.06 | 38.50 | 7,584 | 347 | 45.76 |
| S. America | 76,044 | 26,668 | 1,603 | 1,328 | 47.35 | 49.40 | 2,173 | 109 | 50.02 |
| Venezuela | 55,269 | 3,040 | 2,577 | 231 | 48.44 | 76.07 | 0 | 0 | .00 |
| U. Europe | 1,395,518 | 1,290,841 | 45,706 | 38,742 | 32.60 | 29.54 | 96,182 | 2,457 | 25.54 |
| EC | 1,086,621 | 1,009,842 | 15,420 | 29,836 | 34.04 | 35.57 | 15,517 | 480 | 30.92 |
| United Kingdom | 111,038 | 117,788 | 3,836 | 4,009 | 34.55 | 30.96 | 46,197 | 864 | 18.70 |
| Netherlands | 358,363 | 392,057 | 9,151 | 8,217 | 25.53 | 24.93 | 3,962 | 143 | 16.19 |
| Belgium-Luxembourg | 106,773 | 39,450 | 3,373 | 1,378 | 31.59 | 34.93 | 5,972 | 348 | 58.26 |
| France | 177,944 | 136,419 | 8,643 | 6,878 | 48.80 | 50.41 | 18,430 | 474 | 25.74 |
| Fed Rep Germany | 271,847 | 257,612 | 7,695 | 6,657 | 28.30 | 31.70 | 23,943 | 718 | 29.98 |
| Other W. Europe | 304,897 | 280,949 | 10,286 | 8,906 | 31.30 | 30.18 | 4,028 | 236 | 29.44 |
| Sweden | 117,674 | 116,188 | 3,698 | 3,507 | 31.42 | 30.18 | 5,729 | 175 | 30.53 |
| Norway | 72,465 | 58,122 | 2,154 | 1,714 | 29.73 | 29.50 | 4,950 | 153 | 30.44 |
| Switzerland | 70,985 | 64,212 | 2,666 | 2,226 | 37.58 | 34.67 | 90,484 | 3,633 | 40.15 |
| Asia | 1,227,710 | 1,231,931 | 48,161 | 47,813 | 39.23 | 38.81 | 27,336 | 1,055 | 36.59 |
| W. Asia (Mideast) | 407,755 | 377,204 | 13,748 | 13,404 | 33.72 | 35.54 | 27,336 | 279 | 44.14 |
| Saudi Arabia | 199,978 | 198,610 | 7,703 | 7,601 | 38.52 | 38.28 | 6,322 | 219 | 42.52 |
| United Arab Emir. | 92,328 | 50,587 | 2,655 | 1,548 | 28.76 | 30.63 | 5,144 | 619 | 33.39 |
| Japan | 323,937 | 401,713 | 17,075 | 17,105 | 43.34 | 42.57 | 14,272 | 188 | 32.90 |
| China (Taiwan) | 92,347 | 99,713 | 3,967 | 3,391 | 42.93 | 34.00 | 11,807 | 1,541 | 42.68 |
| Other E. & S.E. Asia | 332,270 | 351,378 | 13,299 | 13,857 | 40.02 | 39.43 | 36,150 | 245 | 45.88 |
| Singapore | 48,656 | 45,708 | 1,994 | 2,693 | 41.07 | 40.98 | 5,397 | 317 | 36.94 |
| Rep of Korea | 116,693 | 72,736 | 3,643 | 2,527 | 31.22 | 34.74 | 8,570 | 517 | 50.10 |
| Hong Kong | 64,517 | 41,146 | 3,077 | 1,479 | 47.69 | 41.84 | 10,321 | 603 | 33.96 |
| Oceania | 81,519 | 149,110 | 3,116 | 5,111 | 38.21 | 34.27 | 17,756 | 603 | 25.41 |
| Australia | 44,605 | 44,581 | 1,648 | 2,876 | 37.91 | 30.4 | 12,886 | 327 | 37.16 |
| Developed countries | 3,450,143 | 3,994,010 | 159,053 | 153,990 | 40.26 | 38.55 | 378,422 | 13,932 | 42.58 |
| Less devel countries | 1,873,216 | 1,293,458 | 54,694 | 49,120 | 37.13 | 37.97 | 107,064 | 4,559 | 42.58 |
| Almonds (shelled basis) (MT): | | | | | | | | | |
| World | 45,152 | 49,285 | 220,781 | 195,472 | 2,592.79 | 2,821.28 | 3,255 | 22,984 | 2,784.24 |
| Canada | 1,435 | 4,340 | 10,473 | 13,117 | 2,763.21 | 3,022.34 | 402 | 1,064 | 2,645.91 |
| Latin America | 1,119 | 643 | 1,776 | 2,267 | 2,863.03 | 1,318.40 | 25 | 86 | 3,429.88 |
| S. America | 992 | 565 | 2,875 | 1,845 | 2,898.15 | 3,265.84 | 20 | 74 | 3,678.40 |
| U. Europe | 52,987 | 40,844 | 134,503 | 110,811 | 2,518.41 | 2,708.14 | 5,756 | 15,647 | 2,718.38 |
| EC | 45,563 | 33,604 | 114,699 | 91,273 | 2,517.38 | 2,716.13 | 4,581 | 11,986 | 2,416.47 |
| Denmark | 1,628 | 1,425 | 3,422 | 1,903 | 2,409.19 | 2,739.13 | 172 | 489 | 2,840.39 |
| United Kingdom | 6,658 | 6,865 | 17,512 | 19,482 | 2,630.18 | 2,817.94 | 1,046 | 2,447 | 2,817.76 |
| Netherlands | 1,145 | 2,457 | 8,759 | 8,199 | 2,785.18 | 2,840.10 | 163 | 1,089 | 2,952.14 |
| Belgium-Luxembourg | 399 | 645 | 2,080 | 2,002 | 2,636.54 | 2,922.19 | 74 | 727 | 3,066.66 |
| France | 4,894 | 6,393 | 16,459 | 15,496 | 2,186.01 | 2,423.96 | 902 | 1,964 | 2,174.98 |
| Fed Rep Germany | 25,939 | 15,131 | 64,578 | 41,530 | 2,489.61 | 2,744.68 | 2,018 | 5,270 | 2,611.49 |
| Other W. Europe | 7,424 | 7,240 | 19,804 | 19,338 | 2,667.51 | 2,671.02 | 1,175 | 3,661 | 3,115.90 |
| Sweden | 1,529 | 1,085 | 6,498 | 6,093 | 2,619.10 | 2,167.50 | 342 | 1,049 | 3,068.01 |
| Norway | 2,441 | 1,085 | 1,952 | 3,226 | 2,944.90 | 2,973.66 | 228 | 564 | 2,911.31 |
| Switzerland | 2,546 | 2,579 | 6,966 | 7,840 | 2,735.09 | 3,039.84 | 476 | 1,595 | 3,350.78 |
| USSR, Est, Lat, Lith | 4,496 | 994 | 10,043 | 2,341 | 2,233.76 | 2,346.09 | 0 | 0 | .00 |
| USSR | 4,496 | 994 | 10,043 | 2,341 | 2,233.76 | 2,346.09 | 0 | 0 | .00 |
| Asia | 20,046 | 23,096 | 55,044 | 59,702 | 2,740.42 | 2,970.81 | 1,768 | 5,070 | 2,867.73 |
| W. Asia (Mideast) | 4,293 | 4,389 | 11,490 | 12,440 | 2,548.71 | 2,936.79 | 31 | 91 | 2,939.35 |
| Syria | 852 | 385 | 2,290 | 1,136 | 2,687.94 | 2,950.98 | 0 | 0 | .00 |
| Lebanon | 884 | 217 | 2,361 | 659 | 2,671.26 | 3,034.62 | 29 | 109 | 1,752.59 |
| Saudi Arabia | 1,524 | 2,216 | 3,787 | 6,093 | 2,484.87 | 2,749.56 | 51 | 186 | 3,641.10 |
| S. Asia | 2,471 | 1,037 | 4,835 | 3,336 | 2,766.00 | 3,216.91 | 49 | 179 | 3,651.59 |
| India | 2,463 | 1,022 | 4,801 | 3,287 | 2,761.43 | 3,216.29 | 49 | 179 | 3,651.59 |
| Japan | 10,554 | 12,509 | 29,371 | 36,874 | 2,742.90 | 2,947.82 | 1,437 | 3,948 | 2,747.28 |
| China (Taiwan) | 948 | 1,204 | 2,755 | 1,400 | 2,906.42 | 2,824.29 | 118 | 156 | 3,016.64 |
| Other E. & S.E. Asia | 904 | 957 | 2,555 | 1,202 | 3,177.86 | 3,345.41 | 84 | 326 | 3,883.42 |
| Oceania | 1,706 | 1,641 | 4,204 | 5,108 | 2,818.06 | 3,234.64 | 267 | 690 | 3,587.16 |
| Australia | 1,499 | 1,352 | 1,709 | 2,105 | 2,765.95 | 3,100.68 | 37 | 160 | 3,615.10 |
| Africa | 618 | 679 | 180,979 | 168,470 | 2,596.96 | 2,800.13 | 7,916 | 21,825 | 4,117.59 |
| Developed countries | 69,449 | 60,165 | 29,696 | 24,640 | 2,712.95 | 3,035.24 | 339 | 1,159 | 2,757.13 |
| Less devel countries | 10,446 | 4,118 | 10,106 | 2,362 | 2,237.24 | 2,357.47 | 0 | 0 | .00 |
| Great plan countries | 4,517 | 1,002 | | | | | | | |
| Other nuts, ex almonds (MT): | | | | | | | | | |
| World | 234,434 | 234,768 | 109,491 | 267,501 | 1,320.16 | 1,139.43 | 11,304 | 12,074 | 1,068.10 |
| Canada | 47,246 | 57,280 | 57,708 | 52,746 | 1,115.61 | 920.85 | 5,064 | 4,545 | 905.61 |
| Latin America | 10,175 | 9,014 | 19,430 | 15,134 | 1,948.86 | 1,678.95 | 284 | 364 | 1,282.35 |
| Mexico | 1,282 | 38 | 4,079 | 58 | 1,181.91 | 1,527.95 | 4 | 4 | 1,084.00 |
| Caribbean | 4,660 | 4,552 | 7,561 | 7,331 | 1,622.47 | 1,610.55 | 248 | 298 | 1,203.46 |

See footnotes at end of table.

Table 6—U.S. agricultural exports: Quantity, value, and unit value by commodity and country
October-August 1981/82 and 1982/83, and August 1983—continued

| Commodity and country | October-August | | | | | | August 1983 | | |
|------------------------------------|----------------|---------|--------------------|---------|-----------------|----------|-------------|--------------------|-----------------|
| | Quantity | | Value (1,000 dol.) | | Unit value (\$) | | Quantity | Value (1,000 dol.) | Unit value (\$) |
| | 1981/82 | 1982/83 | 1981/82 | 1982/83 | 1981/82 | 1982/83 | | | |
| Other nuts, ex almonds(NT): | | | | | | | | | |
| Bermuda | 1,550 | 1,699 | 3,129 | 3,884 | 2,019.00 | 2,262.69 | 13 | 29 | 2,231.54 |
| S. America | 3,514 | 1,590 | 6,612 | 6,208 | 1,881.70 | 1,729.27 | 2 | 9 | 4,741.00 |
| Venezuela | 2,577 | 1,529 | 4,674 | 2,972 | 1,813.91 | 1,943.93 | 0 | 0 | 0.00 |
| W. Europe | 134,239 | 133,904 | 173,423 | 150,025 | 1,291.89 | 1,120.39 | 3,817 | 3,720 | 974.68 |
| EC | 110,684 | 103,099 | 140,186 | 110,377 | 1,266.55 | 1,070.59 | 3,255 | 3,233 | 993.36 |
| United Kingdom | 34,977 | 45,472 | 39,313 | 38,744 | 1,123.97 | 852.05 | 1,202 | 1,243 | 1,034.22 |
| Netherlands | 35,466 | 31,247 | 41,061 | 30,132 | 1,157.76 | 964.31 | 953 | 731 | 787.14 |
| France | 11,167 | 5,372 | 15,649 | 7,062 | 1,401.38 | 1,314.60 | 478 | 501 | 1,047.86 |
| Fed Rep Germany | 21,393 | 12,949 | 33,155 | 21,333 | 1,549.83 | 1,647.43 | 445 | 529 | 1,189.17 |
| Italy | 5,647 | 5,503 | 8,562 | 9,426 | 1,516.23 | 1,712.94 | 36 | 41 | 1,131.92 |
| Other W. Europe | 23,555 | 30,805 | 33,236 | 19,648 | 1,411.01 | 1,287.05 | 562 | 487 | 866.50 |
| Switzerland | 2,558 | 9,291 | 3,596 | 8,783 | 1,405.67 | 945.31 | 55 | 59 | 1,007.91 |
| Spain | 17,754 | 16,631 | 25,429 | 25,294 | 1,432.31 | 1,521.34 | 178 | 173 | 971.29 |
| Asia | 30,226 | 26,918 | 45,963 | 36,595 | 1,520.66 | 1,359.51 | 1,154 | 2,042 | 1,769.82 |
| W. Asia (Mideast) | 6,681 | 3,722 | 16,752 | 10,618 | 2,507.38 | 2,851.57 | 206 | 367 | 1,782.12 |
| Israel | 1,435 | 1,554 | 2,444 | 3,528 | 1,702.92 | 2,270.07 | 117 | 150 | 1,281.20 |
| Saudi Arabia | 3,871 | 1,171 | 10,499 | 3,825 | 2,712.13 | 3,266.05 | 86 | 198 | 2,306.06 |
| Japan | 20,473 | 19,681 | 22,532 | 18,262 | 1,100.59 | 927.88 | 568 | 798 | 1,404.82 |
| Other E. & S.E. Asia | 2,412 | 2,321 | 5,522 | 5,342 | 2,289.26 | 2,301.79 | 316 | 786 | 2,488.12 |
| Oceania | 9,049 | 7,009 | 14,126 | 11,447 | 1,561.10 | 1,633.23 | 957 | 1,282 | 1,739.56 |
| Australia | 6,358 | 5,066 | 10,024 | 9,104 | 1,576.53 | 1,797.13 | 741 | 942 | 1,271.22 |
| New Zealand | 2,479 | 1,794 | 3,390 | 1,841 | 1,367.40 | 1,026.39 | 186 | 237 | 1,271.75 |
| Africa | 3,411 | 352 | 3,349 | 913 | 981.83 | 2,591.92 | 28 | 79 | 2,816.53 |
| Developed countries | 212,336 | 219,392 | 264,988 | 235,962 | 1,247.96 | 1,075.53 | 10,502 | 10,489 | 998.81 |
| Less devel countries | 21,976 | 14,935 | 84,366 | 30,429 | 2,018.84 | 2,036.06 | 802 | 1,584 | 1,975.41 |
| Vegetables - fresh(NT): | | | | | | | | | |
| World | 785,733 | 646,720 | 320,266 | 261,546 | 407.60 | 404.42 | 37,739 | 14,584 | 386.46 |
| Canada | 599,113 | 555,374 | 233,043 | 216,935 | 388.98 | 390.61 | 27,859 | 10,247 | 367.81 |
| Latin America | 46,022 | 27,714 | 23,252 | 13,421 | 505.25 | 444.27 | 3,943 | 1,818 | 456.38 |
| Mexico | 21,266 | 3,929 | 6,796 | 994 | 319.56 | 252.91 | 552 | 151 | 273.60 |
| Caribbean | 19,144 | 19,542 | 13,015 | 10,931 | 679.85 | 559.38 | 2,185 | 1,231 | 563.25 |
| Trinidad-Tobago | 5,075 | 3,970 | 4,612 | 2,708 | 908.85 | 682.22 | 179 | 151 | 842.09 |
| Neth Antilles | 4,228 | 4,876 | 2,599 | 2,706 | 614.76 | 555.03 | 546 | 298 | 545.35 |
| E. Europe | 20,036 | 22,873 | 13,728 | 11,229 | 685.15 | 490.94 | 176 | 103 | 582.82 |
| EC | 13,296 | 14,479 | 10,477 | 7,170 | 788.00 | 495.21 | 146 | 84 | 573.12 |
| United Kingdom | 8,636 | 9,832 | 6,000 | 4,474 | 694.78 | 455.01 | 81 | 49 | 600.00 |
| Other W. Europe | 6,740 | 8,394 | 3,250 | 4,059 | 482.26 | 483.57 | 30 | 19 | 630.00 |
| Sweden | 4,472 | 7,454 | 2,322 | 3,401 | 519.31 | 456.26 | 30 | 19 | 630.00 |
| Asia | 116,724 | 38,735 | 47,966 | 17,849 | 410.93 | 460.79 | 5,433 | 2,141 | 394.02 |
| Japan | 80,796 | 5,827 | 34,071 | 6,077 | 421.69 | 1,042.89 | 372 | 111 | 299.04 |
| Other E. & S.E. Asia | 34,232 | 31,419 | 12,921 | 10,925 | 377.47 | 347.73 | 4,944 | 1,944 | 393.30 |
| Hong Kong | 30,077 | 27,673 | 11,374 | 9,427 | 378.16 | 340.65 | 4,491 | 1,773 | 394.87 |
| Developed countries | 700,743 | 584,546 | 281,630 | 234,861 | 401.90 | 401.78 | 28,583 | 10,684 | 373.78 |
| Less devel countries | 84,973 | 62,174 | 38,631 | 26,685 | 454.63 | 429.20 | 9,156 | 3,901 | 426.03 |
| Vegetables - canned(NT): | | | | | | | | | |
| World | 141,463 | 122,447 | 125,634 | 106,519 | 875.73 | 869.99 | 11,622 | 9,843 | 846.89 |
| Canada | 20,866 | 19,244 | 17,305 | 16,306 | 829.36 | 847.34 | 2,287 | 1,818 | 795.14 |
| Latin America | 24,553 | 15,437 | 22,880 | 16,167 | 931.86 | 1,047.28 | 1,066 | 1,068 | 1,001.54 |
| Mexico | 6,510 | 883 | 4,767 | 676 | 732.31 | 765.84 | 25 | 20 | 792.24 |
| Central America | 2,833 | 2,284 | 2,543 | 2,423 | 897.71 | 1,060.95 | 144 | 146 | 1,015.21 |
| Panama | 2,471 | 1,972 | 2,166 | 2,058 | 876.57 | 1,043.57 | 136 | 137 | 1,005.12 |
| Caribbean | 10,582 | 9,945 | 10,302 | 9,859 | 973.57 | 991.31 | 828 | 835 | 1,008.51 |
| Bermuda | 1,628 | 974 | 1,800 | 1,083 | 1,105.84 | 1,112.23 | 133 | 140 | 1,053.58 |
| Bahamas | 1,576 | 1,085 | 1,189 | 1,123 | 754.34 | 1,034.89 | 45 | 53 | 1,174.27 |
| Dominican Republic | 1,431 | 531 | 1,542 | 556 | 1,077.44 | 1,047.02 | 51 | 54 | 1,059.02 |
| Neth Antilles | 3,063 | 4,222 | 2,702 | 3,866 | 882.10 | 910.97 | 403 | 381 | 945.89 |
| S. America | 4,628 | 2,325 | 5,267 | 3,209 | 1,138.09 | 1,380.10 | 69 | 67 | 965.09 |
| Venezuela | 3,025 | 1,540 | 3,517 | 2,379 | 1,162.75 | 1,544.76 | 36 | 32 | 892.08 |
| W. Europe | 33,837 | 34,243 | 28,698 | 28,458 | 848.13 | 831.05 | 4,151 | 3,346 | 806.13 |
| EC | 25,923 | 28,390 | 21,370 | 23,040 | 824.35 | 811.34 | 3,639 | 2,944 | 808.90 |
| United Kingdom | 5,899 | 8,118 | 4,906 | 6,832 | 831.64 | 841.59 | 1,536 | 1,365 | 888.87 |
| France | 9,170 | 9,922 | 7,229 | 7,510 | 788.32 | 756.93 | 1,198 | 885 | 739.03 |
| Fed Rep Germany | 9,031 | 8,387 | 7,532 | 6,933 | 833.98 | 826.67 | 776 | 561 | 722.87 |
| Other W. Europe | 7,914 | 5,853 | 7,328 | 5,478 | 926.41 | 925.66 | 512 | 403 | 786.48 |
| Sweden | 2,778 | 1,615 | 2,789 | 1,640 | 1,003.97 | 1,015.62 | 110 | 99 | 902.08 |
| Switzerland | 4,117 | 3,482 | 3,433 | 3,028 | 833.75 | 869.61 | 358 | 274 | 764.66 |
| Asia | 60,885 | 49,465 | 53,003 | 42,264 | 870.53 | 854.42 | 3,821 | 3,327 | 870.66 |
| W. Asia (Mideast) | 12,571 | 12,171 | 10,528 | 10,094 | 837.51 | 829.37 | 1,015 | 793 | 781.16 |
| Saudi Arabia | 8,481 | 8,412 | 6,800 | 6,740 | 801.84 | 801.23 | 821 | 588 | 716.14 |
| United Arab Emir. | 1,577 | 1,158 | 1,326 | 1,113 | 840.53 | 960.75 | 46 | 31 | 671.11 |
| Japan | 33,701 | 22,511 | 28,642 | 18,839 | 849.88 | 836.90 | 1,555 | 1,398 | 899.18 |
| China (Taiwan) | 2,780 | 2,365 | 2,496 | 1,904 | 897.88 | 805.01 | 165 | 124 | 749.59 |
| Other E. & S.E. Asia | 11,799 | 12,399 | 13,307 | 11,402 | 958.33 | 919.62 | 1,086 | 1,012 | 931.85 |
| Singapore | 3,727 | 3,011 | 3,806 | 2,622 | 1,021.15 | 870.95 | 190 | 165 | 866.54 |
| Hong Kong | 5,328 | 6,285 | 4,719 | 5,768 | 885.70 | 917.71 | 627 | 568 | 905.21 |
| Oceania | 2,001 | 2,149 | 1,866 | 1,978 | 932.60 | 920.44 | 218 | 194 | 888.86 |
| French Pacif. Is. | 1,548 | 1,706 | 1,359 | 1,313 | 877.64 | 769.42 | 202 | 168 | 832.36 |
| Africa | 1,268 | 1,899 | 1,846 | 1,346 | 1,455.80 | 708.72 | 79 | 90 | 1,134.97 |
| Developed countries | 88,782 | 76,341 | 75,168 | 64,148 | 846.66 | 840.28 | 7,995 | 5,566 | 821.32 |
| Less devel countries | 54,599 | 46,081 | 50,466 | 42,358 | 923.18 | 919.20 | 3,627 | 3,276 | 903.27 |
| Dried beans(NT): | | | | | | | | | |
| World | 708,767 | 248,387 | 458,218 | 108,306 | 646.50 | 436.84 | 11,800 | 5,810 | 492.36 |
| Canada | 19,899 | 13,764 | 11,799 | 6,302 | 592.94 | 457.84 | 1,637 | 818 | 499.60 |
| Latin America | 470,464 | 26,610 | 326,857 | 12,603 | 694.75 | 473.60 | 3,490 | 1,773 | 508.00 |
| Mexico | 415,323 | 266 | 296,055 | 110 | 712.83 | 414.16 | 29 | 14 | 465.76 |

See footnotes at end of table.

Table 6--U.S. agricultural exports: Quantity, value, and unit value by commodity and country
October-August 1981/82 and 1982/83, and August 1983--continued

| Commodity and country | October-August | | | | | | August 1983 | | |
|-----------------------|----------------|---------|--------------------|---------|-----------------|---------|-------------|--------------------|-----------------|
| | Quantity | | Value (1,000 dol.) | | Unit value (\$) | | Quantity | Value (1,000 dol.) | Unit value (\$) |
| | 1981/82 | 1982/83 | 1981/82 | 1982/83 | 1981/82 | 1982/83 | | | |
| Dried beans(MT): | | | | | | | | | |
| Central America | 16,852 | 6,536 | 8,451 | 3,327 | 501.50 | 508.97 | 1,526 | 879 | 575.95 |
| Costa Rica | 13,006 | 19 | 5,854 | 17 | 450.09 | 887.89 | 0 | 0 | .00 |
| Panama | 3,544 | 6,458 | 2,359 | 3,283 | 665.71 | 508.39 | 1,525 | 877 | 575.05 |
| Caribbean | 4,286 | 4,494 | 3,467 | 2,772 | 808.88 | 616.91 | 346 | 227 | 655.72 |
| S. America | 34,003 | 15,314 | 18,883 | 6,393 | 555.34 | 417.48 | 1,589 | 658 | 411.36 |
| Colombia | 12,464 | 6,016 | 5,749 | 2,375 | 461.25 | 394.81 | 2 | 2 | 825.08 |
| Venezuela | 11,000 | 4,943 | 6,207 | 2,428 | 564.26 | 491.23 | 536 | 284 | 529.72 |
| Brazil | 9,899 | 3,898 | 6,447 | 1,317 | 651.27 | 337.83 | 1,017 | 350 | 344.09 |
| E. Europe | 194,516 | 147,188 | 79,733 | 63,061 | 551.73 | 428.43 | 3,701 | 1,916 | 517.64 |
| EC | 135,459 | 136,417 | 73,863 | 57,855 | 545.28 | 424.10 | 3,444 | 1,796 | 521.40 |
| United Kingdom | 59,813 | 57,713 | 40,423 | 29,322 | 675.82 | 508.07 | 2,310 | 1,204 | 521.42 |
| Netherlands | 23,310 | 28,432 | 7,261 | 5,989 | 311.48 | 210.66 | 92 | 19 | 204.58 |
| Belgium-Luxembourg | 17,970 | 10,338 | 7,432 | 4,514 | 413.56 | 436.67 | 182 | 71 | 391.23 |
| France | 13,405 | 16,732 | 8,261 | 7,805 | 616.25 | 466.46 | 667 | 404 | 605.57 |
| Fed Rep Germany | 13,106 | 12,015 | 5,361 | 4,992 | 409.08 | 415.47 | 128 | 73 | 569.76 |
| Italy | 5,850 | 9,633 | 3,769 | 4,462 | 644.26 | 463.24 | 10 | 4 | 396.00 |
| Other W. Europe | 9,057 | 10,771 | 5,870 | 5,206 | 648.15 | 483.33 | 257 | 120 | 467.18 |
| Switzerland | 4,928 | 4,737 | 3,070 | 2,224 | 622.95 | 469.44 | 36 | 23 | 636.22 |
| Spain | 2,268 | 4,881 | 1,450 | 2,435 | 639.30 | 498.83 | 212 | 91 | 430.28 |
| E. Europe | 9,721 | 54 | 5,128 | 23 | 527.50 | 433.33 | 0 | 0 | .00 |
| Asia | 35,315 | 29,358 | 17,887 | 11,749 | 506.49 | 400.20 | 1,744 | 598 | 343.01 |
| W. Asia (Mideast) | 4,051 | 5,734 | 2,963 | 3,308 | 731.31 | 576.83 | 110 | 96 | 877.24 |
| Japan | 27,436 | 20,783 | 12,981 | 7,239 | 473.13 | 348.33 | 1,318 | 420 | 318.33 |
| Oceania | 3,650 | 4,826 | 2,371 | 2,579 | 649.54 | 534.48 | 166 | 114 | 689.33 |
| Australia | 2,158 | 4,153 | 1,351 | 2,119 | 626.72 | 510.17 | 93 | 63 | 678.27 |
| Africa | 25,202 | 26,587 | 14,443 | 11,989 | 573.09 | 450.94 | 1,062 | 591 | 556.16 |
| N. Africa | 12,091 | 19,826 | 8,486 | 8,853 | 781.82 | 446.55 | 0 | 0 | .00 |
| Algeria | 12,066 | 19,826 | 8,463 | 8,853 | 701.42 | 446.55 | 0 | 0 | .00 |
| Sub-Sahara | 13,111 | 6,761 | 5,957 | 3,136 | 454.38 | 463.79 | 1,062 | 591 | 556.16 |
| Angola | 10,719 | 4,113 | 4,508 | 1,744 | 420.57 | 424.08 | 0 | 0 | .00 |
| Rep S. Africa | 1,676 | 2,476 | 1,063 | 1,259 | 634.74 | 508.65 | 1,062 | 591 | 556.16 |
| Developed countries | 197,871 | 190,526 | 108,436 | 80,927 | 548.01 | 424.75 | 7,821 | 3,815 | 487.83 |
| Less devel countries | 501,175 | 57,807 | 344,654 | 27,355 | 687.69 | 473.22 | 3,979 | 1,994 | 501.25 |
| Cent plan countries | 9,721 | 54 | 5,128 | 23 | 527.50 | 433.33 | 0 | 0 | .00 |
| Dried peas(MT): | | | | | | | | | |
| World | 101,017 | 131,305 | 40,049 | 44,021 | 396.46 | 341.35 | 10,023 | 3,438 | 342.97 |
| Canada | 4,987 | 1,032 | 1,692 | 518 | 339.29 | 502.16 | 53 | 30 | 571.64 |
| Latin America | 56,934 | 64,330 | 20,958 | 21,668 | 368.10 | 336.83 | 5,909 | 2,082 | 352.16 |
| Caribbean | 7,108 | 8,279 | 2,949 | 3,425 | 414.86 | 413.70 | 233 | 116 | 496.96 |
| Barbados | 667 | 701 | 441 | 374 | 660.94 | 533.44 | 17 | 8 | 488.82 |
| Trinidad-Tobago | 6,081 | 7,050 | 2,185 | 2,705 | 359.32 | 383.67 | 170 | 80 | 470.53 |
| S. America | 48,908 | 55,377 | 17,532 | 17,893 | 358.46 | 323.11 | 5,638 | 1,942 | 344.37 |
| Colombia | 22,399 | 10,800 | 7,328 | 8,356 | 327.15 | 271.30 | 2,926 | 760 | 259.60 |
| Venezuela | 11,745 | 8,593 | 4,307 | 3,703 | 366.67 | 430.90 | 2,070 | 931 | 449.93 |
| Suriname | 748 | 2,623 | 443 | 1,156 | 592.04 | 440.83 | 114 | 54 | 470.61 |
| Peru | 4,336 | 7,048 | 1,781 | 2,657 | 410.75 | 377.20 | 265 | 115 | 433.81 |
| Brazil | 8,417 | 5,287 | 3,139 | 1,679 | 372.97 | 317.49 | 209 | 62 | 296.47 |
| W. Europe | 11,419 | 17,845 | 5,591 | 6,422 | 489.65 | 359.87 | 662 | 218 | 328.86 |
| EC | 7,884 | 14,087 | 3,473 | 4,812 | 440.47 | 341.56 | 507 | 157 | 309.64 |
| United Kingdom | 4,292 | 9,403 | 1,662 | 3,003 | 387.21 | 319.34 | 471 | 147 | 311.75 |
| Italy | 1,166 | 1,542 | 627 | 529 | 538.12 | 342.95 | 0 | 0 | .00 |
| Other W. Europe | 3,535 | 3,758 | 2,119 | 1,610 | 599.33 | 428.50 | 155 | 61 | 391.76 |
| Spain | 1,370 | 2,324 | 724 | 873 | 528.68 | 375.47 | 53 | 17 | 322.66 |
| Portugal | 1,500 | 389 | 1,058 | 230 | 705.43 | 590.91 | 0 | 0 | .00 |
| E. Europe | 0 | 2,495 | 0 | 778 | .00 | 311.97 | 0 | 0 | .00 |
| Poland | 0 | 2,495 | 0 | 778 | .00 | 311.97 | 0 | 0 | .00 |
| Asia | 22,692 | 39,921 | 9,203 | 13,147 | 405.56 | 329.31 | 3,333 | 1,088 | 326.49 |
| W. Asia (Mideast) | 2,661 | 3,026 | 1,705 | 1,543 | 640.62 | 510.04 | 172 | 67 | 390.54 |
| Saudi Arabia | 899 | 735 | 532 | 484 | 591.40 | 658.03 | 16 | 8 | 520.00 |
| S. Asia | 4,354 | 11,662 | 1,533 | 3,645 | 352.03 | 312.57 | 1,580 | 443 | 280.50 |
| India | 4,237 | 11,662 | 1,495 | 3,645 | 352.84 | 312.57 | 1,580 | 443 | 280.50 |
| Japan | 3,339 | 5,552 | 1,360 | 2,296 | 407.16 | 413.57 | 854 | 271 | 317.90 |
| China (Taiwan) | 9,158 | 15,252 | 3,080 | 3,848 | 336.27 | 252.33 | 355 | 96 | 270.22 |
| Other E. & S.E. Asia | 3,180 | 4,429 | 1,526 | 1,813 | 480.02 | 409.43 | 372 | 210 | 565.59 |
| Singapore | 407 | 892 | 259 | 464 | 635.66 | 519.64 | 143 | 71 | 498.45 |
| Philippines | 1,173 | 1,672 | 460 | 560 | 392.39 | 334.67 | 88 | 73 | 826.53 |
| Hong Kong | 793 | 786 | 415 | 367 | 523.31 | 456.60 | 87 | 48 | 550.82 |
| Africa | 4,706 | 5,308 | 2,439 | 2,102 | 518.31 | 395.91 | 60 | 16 | 267.67 |
| N. Africa | 3,087 | 5,026 | 1,251 | 1,992 | 405.34 | 396.37 | 0 | 0 | .00 |
| Algeria | 452 | 4,176 | 369 | 1,648 | 817.18 | 394.61 | 0 | 0 | .00 |
| Egypt | 2,618 | 850 | 862 | 344 | 329.23 | 405.05 | 0 | 0 | .00 |
| Sub-Sahara | 1,619 | 282 | 1,188 | 109 | 733.70 | 387.67 | 60 | 16 | 267.67 |
| Nigeria | 1,504 | 0 | 1,128 | 0 | 749.76 | .00 | 0 | 0 | .00 |
| Developed countries | 20,294 | 25,542 | 8,963 | 9,677 | 441.66 | 378.88 | 1,725 | 578 | 333.01 |
| Less devel countries | 80,723 | 103,268 | 31,086 | 34,366 | 385.10 | 332.78 | 8,298 | 2,863 | 345.84 |
| Cent plan countries | 0 | 2,495 | 0 | 778 | .00 | 311.97 | 0 | 0 | .00 |
| Dried lentils(MT): | | | | | | | | | |
| World | 62,040 | 44,859 | 30,199 | 18,940 | 486.76 | 422.21 | 2,430 | 938 | 386.05 |
| Canada | 2,804 | 528 | 1,251 | 724 | 446.24 | 425.17 | 180 | 94 | 522.83 |
| Latin America | 14,499 | 17,193 | 7,148 | 7,213 | 493.01 | 419.52 | 1,461 | 542 | 371.14 |
| Central America | 1,920 | 631 | 1,172 | 290 | 610.62 | 458.83 | 5 | 4 | 758.00 |
| Panama | 1,881 | 528 | 1,150 | 256 | 611.24 | 484.85 | 0 | 0 | .00 |
| Caribbean | 586 | 439 | 424 | 243 | 722.80 | 552.49 | 64 | 32 | 504.23 |
| S. America | 11,874 | 16,060 | 5,472 | 6,645 | 460.81 | 413.75 | 1,392 | 506 | 363.63 |
| Colombia | 5,767 | 6,881 | 2,340 | 2,552 | 405.75 | 393.76 | 108 | 32 | 315.10 |

See footnotes at end of table.

Table 6--U.S. agricultural exports: Quantity, value, and unit value by commodity and country
October-August 1981/82 and 1982/83, and August 1983--continued

| Commodity and country | October-August | | | | | | August 1983 | | |
|--------------------------------|----------------|-----------|--------------------|-----------|-----------------|-----------|-------------|--------------------|-----------------|
| | Quantity | | Value (1,000 dol.) | | Bait value (\$) | | Quantity | Value (1,000 dol.) | Unit value (\$) |
| | 1981/82 | 1982/83 | 1981/82 | 1982/83 | 1981/82 | 1982/83 | | | |
| Dried lentils(MT): | | | | | | | | | |
| Venezuela | 2,552 | 3,579 | 1,345 | 1,654 | 526.91 | 462.27 | 907 | 316 | 348.26 |
| Peru | 3,508 | 5,178 | 1,752 | 2,124 | 499.38 | 410.26 | 385 | 159 | 412.84 |
| Brazil | 9 | 672 | 5 | 237 | 556.11 | 352.86 | 0 | 0 | .00 |
| W. Europe | 25,116 | 28,374 | 11,136 | 9,190 | 443.40 | 377.04 | 708 | 251 | 354.50 |
| EC | 19,652 | 17,206 | 8,894 | 6,441 | 452.60 | 374.36 | 460 | 165 | 358.66 |
| Netherlands | 2,051 | 1,014 | 848 | 512 | 413.23 | 504.81 | 0 | 0 | .00 |
| Belgium-Luxembourg | 1,914 | 2,366 | 785 | 426 | 410.29 | 391.18 | 212 | 77 | 363.75 |
| France | 1,319 | 1,158 | 568 | 426 | 430.66 | 357.38 | 0 | 0 | .00 |
| Fed Rep Germany | 8,814 | 8,532 | 4,266 | 3,093 | 484.05 | 362.55 | 36 | 13 | 365.03 |
| Italy | 2,954 | 3,153 | 1,297 | 1,170 | 438.95 | 371.13 | 124 | 45 | 366.77 |
| Greece | 2,026 | 504 | 871 | 178 | 430.10 | 353.53 | 88 | 29 | 332.39 |
| Other W. Europe | 5,464 | 7,168 | 2,242 | 2,749 | 410.33 | 383.49 | 248 | 86 | 346.77 |
| Switzerland | 499 | 849 | 247 | 310 | 495.90 | 364.85 | 0 | 0 | .00 |
| Spain | 4,864 | 6,280 | 1,955 | 2,417 | 401.83 | 384.83 | 248 | 86 | 346.77 |
| Asia | 742 | 338 | 519 | 243 | 699.02 | 720.27 | 3 | 11 | 3,700.00 |
| W. Asia (Mideast) | 719 | 303 | 503 | 216 | 700.03 | 712.09 | 0 | 0 | .00 |
| Oceania | 1,013 | 991 | 596 | 433 | 588.15 | 497.05 | 78 | 40 | 508.65 |
| Australia | 689 | 634 | 372 | 263 | 539.43 | 415.24 | 40 | 14 | 343.13 |
| French Pacif. Is. | 251 | 323 | 188 | 211 | 749.47 | 654.13 | 36 | 25 | 689.58 |
| Africa | 17,866 | 1,435 | 9,548 | 1,577 | 534.44 | 1,098.74 | 0 | 0 | .00 |
| W. Africa | 17,864 | 1,429 | 9,547 | 1,575 | 534.44 | 1,101.97 | 0 | 0 | .00 |
| Algeria | 17,864 | 1,429 | 9,547 | 1,575 | 534.44 | 1,101.97 | 0 | 0 | .00 |
| Developed countries | 28,636 | 25,590 | 12,776 | 9,715 | 446.15 | 379.63 | 933 | 371 | 397.69 |
| Less devel countries | 33,404 | 19,269 | 17,423 | 9,225 | 521.57 | 478.77 | 1,497 | 567 | 378.80 |
| Hops, incl hop ext(MT): | | | | | | | | | |
| World | 12,055 | 9,193 | 71,114 | 60,701 | 5,899.14 | 6,602.93 | 270 | 2,840 | 10,519.41 |
| Canada | 2,049 | 1,762 | 8,114 | 9,657 | 3,959.95 | 5,480.46 | 68 | 342 | 5,022.54 |
| Latin America | 4,277 | 4,421 | 29,521 | 32,095 | 6,902.18 | 7,259.70 | 105 | 1,014 | 9,656.34 |
| Mexico | 1,091 | 949 | 8,316 | 7,820 | 7,622.35 | 8,240.25 | 0 | 1 | .00 |
| Central America | 151 | 124 | 1,019 | 949 | 6,748.63 | 7,656.10 | 2 | 19 | 9,478.50 |
| Caribbean | 47 | 153 | 592 | 1,399 | 12,594.11 | 9,140.89 | 2 | 6 | 5,750.00 |
| Dominican Republic | 9 | 91 | 131 | 872 | 10,574.89 | 9,578.45 | 1 | 103 | 9,650.69 |
| S. America | 2,488 | 3,195 | 19,594 | 21,927 | 6,557.46 | 6,862.98 | 0 | 0 | .00 |
| Colombia | 543 | 597 | 4,071 | 4,760 | 7,497.61 | 7,973.00 | 0 | 0 | .00 |
| Venezuela | 182 | 105 | 1,920 | 1,883 | 10,550.99 | 17,932.91 | 0 | 0 | .00 |
| Ecuador | 113 | 75 | 766 | 803 | 6,776.89 | 10,707.36 | 0 | 0 | .00 |
| Peru | 120 | 134 | 1,203 | 2,786 | 10,021.85 | 20,789.86 | 22 | 457 | 20,767.14 |
| Brazil | 1,864 | 2,008 | 9,958 | 9,571 | 5,342.41 | 4,766.19 | 73 | 469 | 6,427.12 |
| Argentina | 45 | 176 | 412 | 940 | 9,162.80 | 5,338.18 | 6 | 49 | 8,160.67 |
| W. Europe | 3,233 | 1,610 | 16,563 | 9,119 | 5,122.99 | 5,663.97 | 42 | 330 | 7,848.78 |
| EC | 3,184 | 1,550 | 15,417 | 8,417 | 4,842.06 | 5,402.14 | 42 | 330 | 7,848.78 |
| United Kingdom | 208 | 61 | 1,219 | 566 | 5,860.13 | 5,097.90 | 0 | 0 | .00 |
| Ireland | 116 | 111 | 906 | 483 | 7,806.55 | 7,659.59 | 0 | 0 | .00 |
| Netherlands | 343 | 203 | 2,940 | 2,601 | 8,572.03 | 12,813.47 | 30 | 284 | 9,458.04 |
| Belgium-Luxembourg | 72 | 47 | 724 | 481 | 10,055.00 | 10,240.25 | 0 | 0 | .00 |
| Fed Rep Germany | 2,416 | 1,119 | 9,440 | 4,170 | 3,907.11 | 3,726.20 | 6 | 4 | 700.00 |
| Other W. Europe | 49 | 52 | 1,146 | 702 | 23,377.86 | 13,508.81 | 0 | 0 | .00 |
| Spain | 43 | 17 | 1,052 | 183 | 24,459.30 | 10,779.70 | 0 | 0 | .00 |
| USSR, Est. Lat, Lith | 1,163 | 537 | 5,880 | 1,514 | 5,056.04 | 2,819.26 | 0 | 0 | .00 |
| USSR | 1,163 | 537 | 5,880 | 1,514 | 5,056.04 | 2,819.26 | 6 | 201 | 33,440.50 |
| Asia | 1,058 | 662 | 7,758 | 6,520 | 7,132.30 | 9,849.28 | 0 | 0 | .00 |
| Japan | 552 | 359 | 1,963 | 1,779 | 3,557.02 | 4,955.40 | 0 | 0 | .00 |
| China (Taiwan) | 254 | 0 | 1,398 | 0 | 5,505.10 | 0.00 | 0 | 0 | .00 |
| Other E. & S.E. Asia | 243 | 292 | 4,375 | 4,711 | 16,003.46 | 16,133.36 | 3 | 193 | 64,281.00 |
| Philippines | 132 | 149 | 2,930 | 3,443 | 22,198.11 | 23,106.94 | 0 | 0 | .00 |
| Mexico | 256 | 201 | 3,159 | 1,795 | 12,339.43 | 8,931.55 | 49 | 954 | 19,479.57 |
| Africa | 256 | 201 | 3,159 | 1,795 | 12,339.43 | 8,931.55 | 49 | 954 | 19,479.57 |
| Sub-Sahara | 105 | 55 | 1,744 | 1,046 | 16,612.08 | 19,018.16 | 49 | 954 | 19,479.57 |
| Nigeria | 5,893 | 3,836 | 26,891 | 20,853 | 4,563.19 | 5,436.24 | 110 | 671 | 6,101.65 |
| Developed countries | 4,999 | 4,820 | 38,343 | 38,333 | 7,670.14 | 7,952.94 | 160 | 2,169 | 13,556.61 |
| Less devel countries | 1,163 | 537 | 5,880 | 1,514 | 5,056.04 | 2,819.26 | 0 | 0 | .00 |
| Soybean meal(MT): | | | | | | | | | |
| World | 6,052,851 | 6,032,794 | 1,405,243 | 1,350,841 | 232.16 | 221.71 | 299,785 | 73,267 | 244.46 |
| Canada | 314,724 | 366,020 | 71,809 | 83,467 | 228.16 | 228.04 | 33,326 | 8,721 | 261.69 |
| Latin America | 292,358 | 821,274 | 202,248 | 197,762 | 255.25 | 240.80 | 47,956 | 12,521 | 261.64 |
| Mexico | 33,297 | 193,553 | 8,417 | 47,097 | 252.79 | 243.33 | 7,844 | 1,824 | 232.56 |
| Central America | 85,031 | 90,055 | 22,515 | 22,625 | 264.79 | 251.24 | 10,588 | 2,623 | 247.70 |
| Caribbean | 96,215 | 86,633 | 26,095 | 22,379 | 271.21 | 258.32 | 9,687 | 2,434 | 251.25 |
| S. America | 577,815 | 451,033 | 145,221 | 105,664 | 254.33 | 234.26 | 19,737 | 5,640 | 251.25 |
| Venezuela | 517,674 | 404,402 | 128,740 | 94,185 | 248.69 | 232.40 | 18,308 | 5,299 | 289.42 |
| W. Europe | 3,995,582 | 4,102,679 | 909,747 | 887,962 | 227.69 | 216.43 | 169,306 | 40,389 | 238.56 |
| EC | 3,843,061 | 4,030,105 | 874,156 | 872,008 | 227.46 | 216.37 | 169,306 | 40,389 | 238.56 |
| United Kingdom | 103,889 | 68,675 | 24,481 | 15,909 | 234.97 | 231.66 | 0 | 0 | .00 |
| Netherlands | 2,431,923 | 1,952,282 | 485,185 | 418,715 | 227.58 | 214.47 | 34,785 | 7,695 | 221.22 |
| France | 62,551 | 3,674 | 14,898 | 826 | 238.17 | 224.94 | 0 | 0 | .00 |
| Fed Rep Germany | 617,441 | 1,029,589 | 138,724 | 225,116 | 224.67 | 219.50 | 68,326 | 15,816 | 231.48 |
| Italy | 994,306 | 940,165 | 203,545 | 202,617 | 227.80 | 215.51 | 66,195 | 16,878 | 254.97 |
| Other W. Europe | 152,521 | 72,574 | 35,591 | 15,954 | 219.82 | 219.82 | 0 | 0 | .00 |
| Spain | 82,346 | 28,548 | 19,980 | 6,420 | 242.64 | 224.58 | 0 | 0 | .00 |
| E. Europe | 510,540 | 330,407 | 117,024 | 73,716 | 229.21 | 223.11 | 24,701 | 5,484 | 222.00 |
| German Dem Rep | 162,864 | 0 | 37,491 | 0 | 230.20 | .00 | 0 | 0 | .00 |
| Czechoslovakia | 76,381 | 34,013 | 17,240 | 0 | 225.72 | 202.06 | 0 | 0 | .00 |
| Hungary | 0 | 141,676 | 0 | 33,551 | .00 | 236.82 | 0 | 0 | .00 |
| Yugoslavia | 72,490 | 80,124 | 16,787 | 17,131 | 231.58 | 213.80 | 0 | 0 | .00 |
| Romania | 56,575 | 0 | 14,258 | 0 | 252.02 | .00 | 0 | 0 | .00 |

See footnotes at end of table.

Table 6--U.S. agricultural exports: Quantity, value, and unit value by commodity and country
October-August 1981/82 and 1982/83, and August 1983--continued

| Commodity and country | October-August | | | | | | August 1983 | | |
|---------------------------|----------------|------------|--------------------|-----------|-----------------|---------|-------------|--------------------|-----------------|
| | Quantity | | Value (1,000 dol.) | | Unit value (\$) | | Quantity | Value (1,000 dol.) | Unit value (\$) |
| | 1981/82 | 1982/83 | 1981/82 | 1982/83 | 1981/82 | 1982/83 | | | |
| Soybean meal (MT): | | | | | | | 0 | 0 | 0.00 |
| Bulgaria | 142,230 | 17,476 | 31,247 | 4,045 | 219.69 | 231.48 | 24,213 | 6,054 | 250.01 |
| Asia | 377,514 | 377,602 | 88,460 | 84,788 | 234.32 | 224.54 | 24,213 | 6,054 | 250.01 |
| W. Asia (Mideast) | 116,862 | 132,777 | 30,021 | 30,887 | 256.89 | 232.62 | 0 | 0 | 0.00 |
| Other E. & S.E. Asia | 218,999 | 204,421 | 48,802 | 44,480 | 222.84 | 217.59 | 0 | 0 | 0.00 |
| Indonesia | 81,451 | 20,008 | 18,377 | 4,910 | 225.62 | 245.50 | 0 | 0 | 0.00 |
| Philippines | 69,676 | 82,497 | 14,631 | 17,248 | 209.99 | 209.07 | 0 | 0 | 0.00 |
| Rep of Korea | 64,001 | 79,958 | 14,904 | 17,190 | 232.87 | 214.98 | 0 | 0 | 0.00 |
| Oceania | 8,323 | 64,954 | 2,015 | 15,663 | 242.14 | 241.13 | 383 | 118 | 308.75 |
| Australia | 4,426 | 62,250 | 1,997 | 14,954 | 247.86 | 240.23 | 0 | 0 | 0.00 |
| Developed countries | 4,360,105 | 4,568,028 | 993,166 | 994,592 | 227.78 | 217.73 | 202,632 | 49,110 | 242.36 |
| Less devel countries | 1,182,206 | 1,194,359 | 295,053 | 282,533 | 249.58 | 236.56 | 72,452 | 18,693 | 258.00 |
| Cent plan countries | 510,540 | 330,407 | 117,024 | 73,716 | 229.21 | 223.11 | 25,701 | 5,484 | 222.00 |
| Oilseeds (MT): | | | | | | | | | |
| World | 25,553,409 | 24,513,534 | 6,672,604 | 5,870,208 | 261.12 | 239.47 | 1,738,732 | 681,830 | 277.11 |
| Canada | 339,161 | 327,140 | 90,543 | 85,770 | 266.96 | 262.18 | 46,574 | 15,617 | 335.32 |
| Latin America | 1,434,672 | 1,659,311 | 417,179 | 416,661 | 290.78 | 251.10 | 238,914 | 66,140 | 276.81 |
| Mexico | 957,784 | 1,297,785 | 286,230 | 324,471 | 300.93 | 250.02 | 201,441 | 55,435 | 275.19 |
| S. America | 326,451 | 185,252 | 88,219 | 46,946 | 270.24 | 253.42 | 14,418 | 4,358 | 302.27 |
| E. Europe | 15,599,226 | 14,152,430 | 4,052,576 | 3,378,307 | 262.58 | 238.77 | 868,954 | 242,205 | 278.73 |
| EC | 11,378,506 | 10,206,966 | 2,987,759 | 2,467,704 | 247.73 | 242.66 | 157,762 | 48,315 | 273.91 |
| Denmark | 169,906 | 131,707 | 42,431 | 31,960 | 249.73 | 242.66 | 29,549 | 7,973 | 269.63 |
| United Kingdom | 580,740 | 550,963 | 149,960 | 130,828 | 258.22 | 237.45 | 40,900 | 10,878 | 265.95 |
| Netherlands | 5,285,201 | 4,654,179 | 1,426,901 | 1,133,225 | 269.98 | 243.48 | 260,565 | 68,032 | 261.09 |
| Belgium-Luxembourg | 1,429,662 | 1,205,213 | 362,377 | 289,183 | 253.47 | 239.94 | 157,762 | 42,315 | 268.22 |
| France | 823,218 | 742,956 | 209,697 | 170,425 | 254.73 | 229.39 | 305 | 260 | 851.74 |
| Fed Rep Germany | 2,115,942 | 1,827,918 | 549,247 | 452,935 | 259.57 | 247.79 | 78,177 | 22,008 | 281.52 |
| Italy | 797,246 | 774,562 | 203,406 | 179,980 | 255.14 | 232.36 | 26,106 | 7,995 | 306.25 |
| Greece | 176,587 | 319,396 | 43,730 | 79,105 | 247.64 | 247.67 | 83,057 | 25,806 | 310.71 |
| Other W. Europe | 4,220,720 | 3,945,464 | 1,064,817 | 910,603 | 252.28 | 230.80 | 192,515 | 56,922 | 295.67 |
| Norway | 250,674 | 257,001 | 64,915 | 60,013 | 233.51 | 233.58 | 25,318 | 6,884 | 273.85 |
| Switzerland | 374,348 | 444,057 | 94,750 | 103,723 | 253.11 | 233.58 | 718 | 577 | 803.26 |
| Spain | 3,071,995 | 2,275,706 | 768,179 | 518,230 | 250.06 | 227.72 | 76,554 | 25,418 | 312.02 |
| Portugal | 520,471 | 955,929 | 134,589 | 224,357 | 258.59 | 234.70 | 89,922 | 23,867 | 265.42 |
| E. Europe | 476,392 | 780,548 | 119,864 | 186,067 | 251.61 | 238.38 | 56,244 | 12,798 | 227.55 |
| Poland | 47,027 | 197,058 | 11,729 | 47,960 | 249.42 | 243.38 | 0 | 0 | 0.00 |
| Yugoslavia | 174,527 | 261,046 | 43,733 | 60,564 | 250.58 | 232.00 | 56,244 | 12,798 | 227.55 |
| Romania | 283,313 | 301,942 | 60,876 | 72,598 | 250.20 | 240.44 | 0 | 0 | 0.00 |
| USSR, Est, Lat, Lith | 682,797 | 198,639 | 179,696 | 47,806 | 263.17 | 240.67 | 0 | 0 | 0.00 |
| USSR | 682,797 | 198,639 | 179,696 | 47,806 | 263.17 | 240.67 | 0 | 0 | 0.00 |
| Asia | 6,906,711 | 7,264,594 | 1,775,086 | 1,719,160 | 257.01 | 236.65 | 527,608 | 104,377 | 273.64 |
| W. Asia (Mideast) | 534,716 | 466,495 | 138,133 | 108,094 | 258.33 | 231.71 | 3 | 7 | 2,392.33 |
| Israel | 472,322 | 420,916 | 121,250 | 97,733 | 256.71 | 232.19 | 1 | 3 | 2,625.00 |
| Japan | 4,036,581 | 4,351,479 | 1,017,883 | 1,032,108 | 237.18 | 237.18 | 316,807 | 92,485 | 291.93 |
| China (mainland) | 370,858 | 0 | 96,174 | 0 | 259.33 | 0.00 | 0 | 0 | 0.00 |
| China (Taiwan) | 978,116 | 1,226,645 | 266,250 | 288,823 | 272.21 | 215.46 | 104,294 | 24,965 | 239.38 |
| Other E. & S.E. Asia | 985,909 | 1,219,775 | 256,257 | 209,786 | 259.92 | 237.57 | 106,468 | 26,876 | 252.43 |
| Indonesia | 339,723 | 420,217 | 89,179 | 98,549 | 262.50 | 234.52 | 46,873 | 10,728 | 228.87 |
| Rep of Korea | 473,818 | 654,863 | 121,146 | 155,885 | 255.68 | 238.04 | 59,514 | 16,037 | 269.47 |
| Africa | 110,575 | 89,355 | 32,973 | 22,704 | 298.19 | 254.09 | 115 | 108 | 935.92 |
| N. Africa | 71,897 | 40,960 | 17,676 | 9,084 | 245.85 | 221.77 | 0 | 0 | 0.00 |
| Egypt | 53,116 | 25,458 | 12,965 | 5,608 | 244.08 | 228.13 | 0 | 0 | 0.00 |
| Unidentified country | 148 | 65 | 18 | 11 | 119.69 | 169.15 | 0 | 0 | 0.00 |
| Developed countries | 20,487,165 | 19,340,512 | 5,301,663 | 4,620,634 | 258.78 | 238.91 | 1,232,770 | 350,995 | 284.72 |
| Less devel countries | 3,536,197 | 4,193,835 | 975,208 | 1,015,701 | 275.78 | 242.19 | 449,718 | 118,036 | 262.47 |
| Cent plan countries | 1,530,047 | 979,187 | 395,734 | 233,874 | 258.64 | 238.84 | 56,244 | 12,798 | 227.55 |
| Soybeans (MT): | | | | | | | | | |
| World | 23,899,140 | 23,056,384 | 6,109,168 | 5,428,908 | 255.62 | 235.46 | 1,638,515 | 444,962 | 271.56 |
| Canada | 310,409 | 304,635 | 72,758 | 72,446 | 234.39 | 237.81 | 44,127 | 14,364 | 325.51 |
| Latin America | 791,886 | 1,203,108 | 206,015 | 286,000 | 260.16 | 237.72 | 153,409 | 38,757 | 252.64 |
| Mexico | 322,802 | 847,944 | 86,631 | 201,449 | 268.37 | 237.57 | 116,686 | 28,974 | 248.30 |
| S. America | 321,780 | 182,581 | 81,697 | 42,967 | 253.89 | 235.13 | 13,987 | 3,776 | 269.98 |
| E. Europe | 14,701,816 | 13,279,148 | 3,764,898 | 3,132,687 | 256.08 | 235.91 | 860,911 | 236,909 | 275.18 |
| EC | 10,801,086 | 9,599,931 | 2,795,442 | 2,289,712 | 258.81 | 238.51 | 669,671 | 180,967 | 270.23 |
| Denmark | 169,355 | 130,967 | 41,939 | 31,330 | 247.64 | 239.22 | 29,542 | 7,964 | 269.59 |
| United Kingdom | 572,827 | 544,448 | 141,496 | 124,572 | 247.01 | 228.80 | 40,176 | 10,182 | 253.43 |
| Netherlands | 4,965,211 | 4,171,257 | 1,337,339 | 1,064,210 | 269.34 | 243.46 | 260,319 | 67,766 | 260.32 |
| Belgium-Luxembourg | 1,359,095 | 1,131,190 | 333,420 | 255,722 | 245.32 | 226.06 | 157,001 | 41,187 | 262.33 |
| France | 774,959 | 651,434 | 192,669 | 143,102 | 248.62 | 219.67 | 73,960 | 20,532 | 277.61 |
| Fed Rep Germany | 2,030,275 | 1,716,687 | 519,859 | 429,300 | 256.05 | 247.19 | 25,616 | 7,530 | 293.95 |
| Italy | 753,018 | 722,977 | 185,268 | 164,164 | 246.03 | 227.07 | 25,806 | 310.71 | 272.10 |
| Greece | 176,346 | 310,971 | 43,452 | 77,312 | 246.40 | 248.61 | 83,057 | 24,922 | 292.52 |
| Other W. Europe | 3,900,730 | 3,679,217 | 969,407 | 842,975 | 248.52 | 229.12 | 191,240 | 55,942 | 292.10 |
| Norway | 250,033 | 256,516 | 63,988 | 59,428 | 255.92 | 231.67 | 25,090 | 6,827 | 316.08 |
| Switzerland | 370,574 | 440,904 | 90,504 | 101,065 | 244.22 | 229.22 | 24 | 8 | 331.22 |
| Spain | 2,922,902 | 2,267,463 | 724,415 | 512,652 | 247.84 | 226.09 | 76,204 | 25,241 | 265.42 |
| Portugal | 357,221 | 707,772 | 90,499 | 168,205 | 237.34 | 237.65 | 89,922 | 23,867 | 265.42 |
| E. Europe | 475,033 | 758,909 | 117,586 | 177,356 | 247.53 | 233.70 | 56,244 | 12,798 | 227.55 |
| Poland | 47,027 | 194,454 | 11,729 | 43,968 | 249.42 | 226.11 | 0 | 0 | 0.00 |
| Yugoslavia | 174,062 | 260,913 | 43,060 | 60,448 | 247.38 | 231.68 | 56,244 | 12,798 | 227.55 |
| Romania | 242,797 | 301,942 | 59,987 | 72,598 | 247.07 | 240.44 | 0 | 0 | 0.00 |
| USSR, Est, Lat, Lith | 682,797 | 198,639 | 179,696 | 47,806 | 263.17 | 240.67 | 0 | 0 | 0.00 |
| USSR | 682,797 | 198,639 | 179,696 | 47,806 | 263.17 | 240.67 | 0 | 0 | 0.00 |
| Asia | 6,859,183 | 7,229,874 | 1,749,116 | 1,694,298 | 255.00 | 234.35 | 523,816 | 182,130 | 271.34 |
| W. Asia (Mideast) | 533,507 | 465,865 | 136,937 | 107,550 | 256.67 | 230.86 | 0 | 0 | 0.00 |
| Israel | 472,138 | 420,836 | 120,964 | 97,614 | 256.20 | 231.95 | 0 | 0 | 0.00 |

See footnotes at end of table.

Table 6--U.S. agricultural exports: Quantity, value, and unit value by commodity and country
October-August 1981/82 and 1982/83, and August 1983--continued

| Commodity and country | October-August | | | | | | August 1983 | | |
|---------------------------------------|----------------|------------|--------------------|-----------|-----------------|----------|-------------|--------------------|-----------------|
| | Quantity | | Value (1,000 dol.) | | Unit value (\$) | | Quantity | Value (1,000 dol.) | Unit value (\$) |
| | 1981/82 | 1982/83 | 1981/82 | 1982/83 | 1981/82 | 1982/83 | | | |
| Soybeans (MT): | | | | | | | | | |
| World | 3,998,186 | 4,322,586 | 999,537 | 1,013,101 | 250.00 | 234.37 | 313,318 | 90,685 | 289.43 |
| Japan | 0 | 0 | 95,264 | 0 | 257.49 | .00 | 0 | 0 | .00 |
| China (mainland) | 369,965 | 0 | 264,114 | 287,029 | 271.12 | 234.56 | 104,274 | 24,934 | 239.12 |
| China (Taiwan) | 974,148 | 1,223,684 | 253,263 | 286,618 | 257.54 | 235.37 | 106,224 | 26,512 | 249.58 |
| Other E. & S.E. Asia | 983,377 | 1,217,739 | 89,179 | 98,549 | 262.50 | 234.52 | 46,873 | 10,728 | 228.67 |
| Indonesia | 339,723 | 420,216 | 119,888 | 154,278 | 253.53 | 235.87 | 59,351 | 15,788 | 265.94 |
| Rep of Korea | 472,873 | 654,070 | 18,967 | 9,825 | 245.09 | 222.29 | 0 | 0 | .00 |
| Africa | 77,387 | 44,198 | 17,603 | 9,063 | 244.97 | 221.42 | 0 | 0 | .00 |
| N. Africa | 71,859 | 40,930 | 12,965 | 5,790 | 244.08 | 227.67 | 0 | 0 | .00 |
| Egypt | 53,116 | 25,432 | 0 | 0 | .00 | .00 | 0 | 0 | .00 |
| Unidentified country | 0 | 0 | 0 | 0 | 254.49 | 235.46 | 1,218,364 | 341,961 | 280.67 |
| Developed countries | 19,488,188 | 18,368,254 | 4,959,505 | 4,325,075 | 262.60 | 235.53 | 363,907 | 90,203 | 247.87 |
| Less devel countries | 2,893,157 | 3,730,582 | 757,117 | 878,671 | 256.94 | 235.14 | 56,244 | 12,798 | 227.55 |
| Cent plan countries | 1,527,795 | 957,548 | 392,546 | 225,163 | | | | | |
| Sunflowerseeds (MT) = | | | | | | | | | |
| World | 1,507,553 | 1,313,404 | 441,597 | 322,705 | 292.92 | 245.70 | 90,080 | 28,041 | 311.29 |
| Canada | 16,488 | 7,849 | 8,170 | 3,520 | 495.76 | 448.52 | 1,369 | 507 | 370.64 |
| Latin America | 620,295 | 449,981 | 196,660 | 122,478 | 317.04 | 272.18 | 84,840 | 26,442 | 311.67 |
| Mexico | 620,143 | 448,923 | 196,553 | 121,884 | 316.95 | 271.50 | 84,622 | 26,322 | 311.05 |
| N. Europe | 831,406 | 790,494 | 223,908 | 181,324 | 269.31 | 229.38 | 3,852 | 1,074 | 278.69 |
| EC | 522,263 | 532,940 | 141,066 | 122,215 | 270.19 | 229.32 | 3,592 | 964 | 268.41 |
| Netherlands | 314,084 | 264,234 | 82,874 | 58,683 | 263.86 | 222.09 | 25 | 21 | 851.40 |
| Belgium-Luxembourg | 57,309 | 59,157 | 15,327 | 13,759 | 267.84 | 232.58 | 0 | 0 | .00 |
| France | 35,732 | 69,132 | 10,191 | 16,598 | 285.21 | 240.30 | 0 | 0 | .00 |
| Fed Rep Germany | 79,566 | 86,445 | 22,691 | 20,324 | 285.19 | 235.11 | 3,538 | 913 | 258.16 |
| Italy | 35,091 | 44,198 | 9,536 | 10,136 | 272.13 | 229.32 | 0 | 0 | .00 |
| Other N. Europe | 309,143 | 257,554 | 82,842 | 59,109 | 267.97 | 229.50 | 260 | 109 | 420.69 |
| Spain | 184,737 | 5,006 | 38,706 | 2,205 | 267.42 | 440.47 | 0 | 0 | .00 |
| Portugal | 152,906 | 247,916 | 43,773 | 55,935 | 268.70 | 275.62 | 0 | 0 | .00 |
| E. Europe | 21 | 18,603 | 0 | 0 | 4,027 | 640.62 | 0 | 0 | .00 |
| German Dem Rep | 0 | 18,602 | 0 | 0 | 4,017 | 215.96 | 0 | 0 | .00 |
| Africa | 28,173 | 42,542 | 8,498 | 8,913 | 301.63 | 209.51 | 0 | 0 | .00 |
| Sub-Sahara | 28,169 | 42,542 | 8,479 | 8,913 | 301.01 | 209.51 | 0 | 0 | .00 |
| Rep S. Africa | 28,169 | 41,424 | 8,479 | 8,482 | 301.01 | 204.77 | 0 | 0 | .00 |
| Developed countries | 683,608 | 841,455 | 243,047 | 194,510 | 275.06 | 231.16 | 5,240 | 1,599 | 305.19 |
| Less devel countries | 623,924 | 453,346 | 198,536 | 124,168 | 318.21 | 273.89 | 84,840 | 26,442 | 311.67 |
| Cent plan countries | 21 | 18,603 | 13 | 0 | 640.62 | 216.46 | 0 | 0 | .00 |
| Vegetable oils (MT): | | | | | | | | | |
| World | 1,495,616 | 1,453,998 | 893,457 | 800,081 | 597.38 | 550.26 | 163,054 | 61,810 | 599.78 |
| Canada | 31,655 | 38,986 | 23,699 | 27,622 | 748.68 | 708.50 | 3,895 | 2,760 | 725.40 |
| Latin America | 566,104 | 600,051 | 325,954 | 306,750 | 575.78 | 511.21 | 36,949 | 21,180 | 573.23 |
| Mexico | 91,749 | 111,264 | 61,092 | 57,768 | 665.86 | 519.20 | 1,256 | 1,317 | 1,048.29 |
| Central America | 68,527 | 67,200 | 42,451 | 37,564 | 619.48 | 558.99 | 3,460 | 2,479 | 629.70 |
| Guatemala | 12,948 | 22,556 | 7,109 | 11,901 | 549.08 | 527.63 | 424 | 302 | 712.12 |
| El Salvador | 14,636 | 16,099 | 8,313 | 8,462 | 567.98 | 525.64 | 144 | 108 | 750.67 |
| Panama | 20,450 | 17,266 | 13,723 | 10,248 | 671.05 | 593.52 | 2,103 | 1,157 | 549.99 |
| Caribbean | 79,516 | 84,401 | 46,642 | 46,742 | 586.57 | 553.80 | 4,779 | 2,432 | 613.60 |
| Haiti | 8,398 | 16,860 | 4,789 | 8,451 | 570.31 | 501.24 | 2,567 | 1,422 | 553.77 |
| Dominican Republic | 49,890 | 39,659 | 25,102 | 18,772 | 503.15 | 473.34 | 19 | 25 | 1,322.47 |
| S. America | 326,312 | 337,186 | 175,769 | 164,676 | 538.65 | 488.38 | 27,454 | 14,752 | 537.35 |
| Colombia | 75,920 | 73,482 | 36,681 | 31,477 | 483.08 | 428.36 | 60 | 90 | 1,498.38 |
| Venezuela | 160,972 | 149,562 | 88,417 | 75,997 | 549.27 | 508.13 | 22,187 | 11,737 | 529.01 |
| Ecuador | 30,874 | 45,919 | 16,861 | 22,725 | 545.50 | 494.90 | 5,023 | 2,625 | 522.67 |
| Peru | 40,254 | 61,215 | 19,884 | 28,278 | 491.52 | 461.94 | 4 | 7 | 1,856.50 |
| N. Europe | 97,453 | 95,370 | 68,597 | 58,103 | 706.07 | 609.23 | 10,274 | 5,782 | 562.75 |
| EC | 95,835 | 94,790 | 66,714 | 57,164 | 699.06 | 603.06 | 10,208 | 5,652 | 553.67 |
| United Kingdom | 14,561 | 5,313 | 10,955 | 3,991 | 752.38 | 751.24 | 142 | 178 | 1,252.01 |
| Netherlands | 44,946 | 51,282 | 29,034 | 29,461 | 645.96 | 574.48 | 3,986 | 49 | 1,071.33 |
| France | 20,207 | 10,447 | 15,821 | 6,573 | 782.94 | 629.16 | 46 | 49 | 639.13 |
| E. Europe | 25,227 | 140,889 | 15,385 | 60,347 | 601.94 | 429.55 | 564 | 360 | .00 |
| Yugoslavia | 16,018 | 131,996 | 8,449 | 54,643 | 527.48 | 413.98 | 0 | 0 | .00 |
| USSR, Est, Lat, Lith | 51,375 | 0 | 28,758 | 0 | 559.77 | .00 | 0 | 0 | .00 |
| USSR | 51,375 | 0 | 28,758 | 0 | 559.77 | .00 | 0 | 0 | .00 |
| Asia | 461,455 | 395,045 | 275,770 | 246,026 | 597.61 | 622.78 | 42,012 | 26,136 | 622.10 |
| E. Asia (Mideast) | 19,837 | 35,472 | 30,849 | 44,683 | 1,555.11 | 1,259.66 | 4,003 | 3,565 | 890.48 |
| Saudi Arabia | 13,284 | 24,505 | 159,364 | 127,965 | 510.80 | 487.23 | 2,833 | 2,370 | 836.67 |
| S. Asia | 311,990 | 262,637 | 34,168 | 29,269 | 574.13 | 573.79 | 3,968 | 16,307 | 552.55 |
| India | 59,513 | 51,009 | 108,871 | 89,359 | 490.69 | 468.69 | 25,696 | 13,496 | 700.69 |
| Pakistan | 221,871 | 190,659 | 15,912 | 8,678 | 530.37 | 435.01 | 0 | 0 | .00 |
| Bangladesh | 30,002 | 19,948 | 15,912 | 8,678 | 556.13 | 658.19 | 5,335 | 3,250 | 604.23 |
| Japan | 97,611 | 53,906 | 54,284 | 26,254 | 30,975 | 948.36 | 2,513 | 2,288 | 910.39 |
| Other E. & S.E. Asia | 27,683 | 36,124 | 26,223 | 9,277 | 600.56 | 702.29 | 1,317 | 833 | 632.25 |
| Oceania | 43,665 | 13,210 | 16,017 | 5,781 | 609.53 | 699.85 | 505 | 370 | 733.59 |
| Australia | 26,277 | 8,260 | 9,467 | 2,594 | 563.86 | 613.34 | 740 | 363 | 489.93 |
| New Zealand | 16,793 | 4,230 | 6,550 | 3,187 | 590.32 | 538.24 | 8,133 | 4,759 | 585.13 |
| Africa | 218,982 | 170,847 | 129,269 | 91,957 | 577.78 | 519.77 | 0 | 0 | .00 |
| N. Africa | 169,969 | 113,945 | 98,205 | 59,225 | 620.00 | 472.67 | 0 | 0 | .00 |
| Algeria | 5,233 | 24,477 | 3,244 | 11,570 | 576.36 | 536.17 | 0 | 0 | .00 |
| Egypt | 154,860 | 81,093 | 89,313 | 43,480 | 633.80 | 575.24 | 8,133 | 4,759 | 585.11 |
| Sub-Sahara | 49,013 | 56,902 | 31,065 | 32,733 | 641.14 | 642.13 | 20,803 | 12,745 | 612.66 |
| Developed countries | 275,768 | 212,413 | 176,805 | 136,397 | 588.42 | 547.98 | 81,687 | 48,704 | 596.23 |
| Less devel countries | 1,183,244 | 1,101,096 | 672,708 | 603,337 | 573.65 | 429.55 | 564 | 360 | 639.13 |
| Cent plan countries | 76,604 | 140,489 | 42,944 | 60,347 | | | | | |
| Tobacco - unmanufactured (MT): | | | | | | | | | |
| World | 242,568 | 232,296 | 1,415,504 | 1,399,641 | 5,835.49 | 6,025.25 | 17,514 | 107,190 | 6,120.24 |
| Latin America | 6,102 | 3,766 | 52,439 | 36,089 | 8,593.67 | 9,582.81 | 123 | 844 | 6,862.23 |

See footnotes at end of table.

Table 6--U.S. agricultural exports: Quantity, value, and unit value by commodity and country
October-August 1981/82 and 1982/83, and August 1983--continued

| Commodity and country | October-August | | | | | | August 1983 | | |
|---------------------------------------|----------------|-----------|--------------------|-----------|-----------------|-----------|-------------|--------------------|-----------------|
| | Quantity | | Value (1,000 dol.) | | Unit value (\$) | | Quantity | Value (1,000 dol.) | Unit value (\$) |
| | 1981/82 | 1982/83 | 1981/82 | 1982/83 | 1981/82 | 1982/83 | | | |
| Tobacco - unmanufactured (MT): | | | | | | | | | |
| Caribbean | 2,940 | 1,751 | 31,857 | 21,269 | 10,835.85 | 12,146.80 | 71 | 405 | 5,710.42 |
| Dominican Republic | 1,758 | 969 | 26,069 | 17,144 | 14,828.64 | 17,692.68 | 57 | 337 | 5,914.19 |
| S. America | 2,860 | 1,754 | 18,527 | 12,866 | 6,478.00 | 7,335.00 | 25 | 162 | 6,491.20 |
| W. Europe | 119,283 | 126,696 | 679,321 | 747,165 | 5,695.03 | 5,897.31 | 11,855 | 73,327 | 6,195.31 |
| EC | 81,115 | 87,948 | 448,957 | 496,493 | 5,534.82 | 5,645.30 | 7,588 | 45,329 | 5,973.77 |
| Denmark | 5,840 | 8,043 | 23,029 | 37,309 | 3,983.37 | 4,638.73 | 581 | 4,029 | 6,934.82 |
| United Kingdom | 13,824 | 10,826 | 76,964 | 53,206 | 5,567.40 | 4,914.61 | 19 | 105 | 5,549.84 |
| Netherlands | 10,968 | 11,451 | 57,657 | 64,735 | 5,256.86 | 5,653.18 | 1,386 | 8,292 | 5,982.42 |
| Belgium-Luxembourg | 4,464 | 6,800 | 26,131 | 40,979 | 5,853.66 | 6,026.30 | 719 | 4,049 | 5,631.07 |
| France | 1,634 | 3,236 | 8,517 | 16,667 | 5,212.32 | 5,150.58 | 181 | 1,263 | 6,978.88 |
| Fed Rep Germany | 29,702 | 29,147 | 171,565 | 172,561 | 5,776.20 | 5,920.38 | 4,384 | 25,513 | 5,819.65 |
| Italy | 12,394 | 14,868 | 73,044 | 89,406 | 5,896.68 | 6,013.30 | 0 | 0 | 0.00 |
| Greece | 246 | 2,392 | 1,385 | 17,068 | 5,629.12 | 7,335.29 | 287 | 2,072 | 7,218.98 |
| Other W. Europe | 38,168 | 38,748 | 230,364 | 250,672 | 6,035.52 | 6,469.30 | 4,267 | 27,998 | 6,561.49 |
| Sweden | 2,254 | 4,008 | 9,429 | 20,685 | 4,183.01 | 5,160.90 | 1,045 | 7,086 | 6,781.07 |
| Finland | 2,981 | 2,190 | 19,369 | 19,987 | 6,497.63 | 6,843.23 | 45 | 319 | 7,081.51 |
| Switzerland | 10,281 | 10,005 | 63,191 | 64,714 | 6,146.42 | 6,468.17 | 386 | 2,432 | 6,300.18 |
| Spain | 14,494 | 14,730 | 90,412 | 101,987 | 6,237.92 | 6,923.77 | 1,790 | 13,382 | 7,476.22 |
| Canary Islands | 5,751 | 4,457 | 34,478 | 30,161 | 5,993.12 | 6,767.06 | 0 | 0 | 0.00 |
| E. Europe | 1,253 | 2,746 | 6,834 | 15,576 | 5,454.29 | 5,672.24 | 35 | 242 | 6,917.83 |
| Asia | 91,873 | 78,934 | 559,383 | 497,117 | 6,045.12 | 6,297.88 | 2,307 | 17,911 | 7,763.61 |
| Japan | 49,359 | 50,896 | 289,784 | 313,935 | 5,870.94 | 6,168.17 | 0 | 0 | 0.00 |
| China (Taiwan) | 9,957 | 8,516 | 62,561 | 51,303 | 6,283.11 | 6,024.25 | 0 | 0 | 0.00 |
| Other E. & S.E. Asia | 30,549 | 17,468 | 190,835 | 119,181 | 6,246.85 | 6,822.84 | 2,242 | 17,526 | 7,877.01 |
| Thailand | 12,559 | 4,137 | 67,431 | 23,664 | 5,369.16 | 5,720.19 | 0 | 0 | 0.00 |
| Malaysia | 3,701 | 2,939 | 29,418 | 24,018 | 7,948.55 | 8,172.01 | 419 | 3,391 | 8,092.71 |
| Indonesia | 5,311 | 1,417 | 13,145 | 7,096 | 6,240.80 | 5,007.59 | 0 | 0 | 0.00 |
| Philippines | 5,254 | 6,259 | 37,863 | 49,842 | 7,206.54 | 7,950.62 | 1,467 | 12,334 | 8,407.63 |
| Oceania | 6,812 | 5,432 | 40,283 | 34,191 | 5,913.50 | 6,294.28 | 627 | 4,169 | 6,448.13 |
| Australia | 5,096 | 4,187 | 31,045 | 27,352 | 6,091.95 | 6,532.64 | 496 | 3,470 | 6,996.82 |
| Africa | 75,288 | 12,243 | 73,748 | 54,778 | 4,823.90 | 4,474.21 | 2,495 | 10,406 | 4,170.72 |
| N. Africa | 11,716 | 10,192 | 51,933 | 44,288 | 4,432.63 | 4,345.36 | 2,355 | 9,821 | 4,170.29 |
| Egypt | 8,837 | 8,442 | 36,653 | 35,331 | 4,147.72 | 4,185.16 | 2,355 | 9,821 | 4,170.29 |
| Sub-Saharan | 3,572 | 2,051 | 21,815 | 10,490 | 6,107.24 | 5,134.51 | 180 | 585 | 4,177.98 |
| Developed countries | 177,715 | 185,636 | 1,018,251 | 1,110,585 | 5,729.68 | 5,982.59 | 12,522 | 77,607 | 6,197.68 |
| Less devel countries | 63,600 | 43,720 | 390,419 | 272,219 | 6,138.66 | 6,226.42 | 4,957 | 29,340 | 5,918.96 |
| Cent plan countries | 1,253 | 2,940 | 6,834 | 16,838 | 5,454.29 | 5,727.10 | 35 | 242 | 6,917.83 |
| Cotton, excl linters (MT): | | | | | | | | | |
| World | 1,406,839 | 1,062,438 | 2,028,917 | 1,568,180 | 1,442.18 | 1,476.02 | 87,691 | 137,004 | 1,562.35 |
| Canada | 30,845 | 50,122 | 45,755 | 70,101 | 1,483.39 | 1,398.61 | 5,581 | 8,176 | 1,465.01 |
| W. Europe | 167,458 | 155,809 | 264,390 | 240,706 | 1,577.65 | 1,544.88 | 6,974 | 10,660 | 1,528.59 |
| EC | 115,852 | 114,879 | 183,693 | 177,562 | 1,585.58 | 1,545.64 | 4,979 | 7,436 | 1,493.38 |
| United Kingdom | 9,024 | 11,163 | 14,929 | 17,430 | 1,654.41 | 1,561.39 | 1,308 | 1,994 | 1,524.41 |
| Ireland | 11,359 | 13,556 | 18,683 | 19,959 | 1,644.74 | 1,472.14 | 1,008 | 1,480 | 1,467.00 |
| Fed Rep Germany | 26,251 | 34,018 | 40,713 | 51,742 | 1,550.91 | 1,521.03 | 748 | 1,138 | 1,521.66 |
| Italy | 23,247 | 21,735 | 36,196 | 32,801 | 1,557.00 | 1,509.11 | 1,370 | 2,093 | 1,527.93 |
| Greece | 25,025 | 21,224 | 40,699 | 36,419 | 1,626.32 | 1,715.93 | 0 | 0 | 0.00 |
| Other W. Europe | 51,606 | 40,930 | 80,497 | 63,144 | 1,559.84 | 1,542.73 | 1,995 | 3,225 | 1,616.48 |
| Switzerland | 18,828 | 10,512 | 30,169 | 17,137 | 1,602.34 | 1,630.22 | 188 | 275 | 1,460.92 |
| Spain | 12,084 | 13,985 | 18,237 | 20,391 | 1,509.18 | 1,458.07 | 970 | 1,568 | 1,616.56 |
| E. Europe | 1,752 | 31,487 | 3,167 | 53,711 | 1,807.85 | 1,705.82 | 7,208 | 12,563 | 1,742.87 |
| Yugoslavia | 0 | 31,487 | 0 | 53,711 | 0.00 | 1,705.82 | 7,208 | 12,563 | 1,742.87 |
| USSR, Est, Lat, Lith | 0 | 44,708 | 0 | 71,775 | 0.00 | 1,605.42 | 2,904 | 4,488 | 1,545.47 |
| USSR | 0 | 44,708 | 0 | 71,775 | 0.00 | 1,605.42 | 2,904 | 4,488 | 1,545.47 |
| Asia | 1,193,886 | 767,675 | 1,696,117 | 1,113,246 | 1,420.67 | 1,450.15 | 62,491 | 97,248 | 1,556.19 |
| S. Asia | 11,351 | 13,650 | 17,953 | 19,757 | 1,581.21 | 1,447.36 | 149 | 306 | 2,050.90 |
| Bangladesh | 10,941 | 13,560 | 17,125 | 19,500 | 1,565.19 | 1,438.04 | 91 | 146 | 1,608.64 |
| Japan | 346,536 | 275,362 | 512,369 | 427,025 | 1,478.55 | 1,550.77 | 28,713 | 47,491 | 1,653.99 |
| China (mainland) | 184,511 | 2,370 | 289,495 | 3,256 | 1,568.98 | 1,373.64 | 0 | 0 | 0.00 |
| China (Taiwan) | 168,749 | 71,867 | 205,220 | 91,487 | 1,216.13 | 1,238.53 | 4,676 | 6,356 | 1,359.27 |
| Other E. & S.E. Asia | 477,585 | 401,167 | 663,358 | 569,640 | 1,388.98 | 1,419.96 | 28,846 | 42,920 | 1,487.89 |
| Thailand | 34,735 | 40,362 | 48,592 | 58,057 | 1,398.94 | 1,449.18 | 2,447 | 3,873 | 1,582.64 |
| Indonesia | 63,684 | 51,601 | 97,715 | 84,123 | 1,534.38 | 1,569.44 | 5,082 | 8,292 | 1,631.55 |
| Philippines | 11,340 | 13,681 | 15,871 | 17,912 | 1,399.51 | 1,309.27 | 640 | 956 | 1,493.66 |
| Rep of Korea | 297,176 | 259,028 | 409,266 | 364,044 | 1,377.18 | 1,405.42 | 18,467 | 26,792 | 1,450.82 |
| Hong Kong | 55,939 | 26,684 | 71,063 | 33,932 | 1,270.36 | 1,271.61 | 1,724 | 2,304 | 1,336.60 |
| Developed countries | 550,349 | 482,935 | 830,509 | 740,550 | 1,509.06 | 1,533.43 | 41,375 | 66,503 | 1,607.33 |
| Less devel countries | 670,227 | 500,938 | 905,746 | 698,888 | 1,351.40 | 1,395.16 | 36,204 | 53,450 | 1,476.36 |
| Cent plan countries | 186,263 | 78,565 | 292,662 | 128,742 | 1,571.23 | 1,638.67 | 10,112 | 17,051 | 1,686.18 |
| Essential oils (MT): | | | | | | | | | |
| World | 8,142 | 9,028 | 76,410 | 80,373 | 9,384.71 | 8,902.69 | 781 | 7,565 | 9,686.79 |
| Canada | 403 | 300 | 5,676 | 2,900 | 14,084.04 | 13,265.72 | 29 | 389 | 13,405.07 |
| Latin America | 1,060 | 1,674 | 12,028 | 12,928 | 11,347.01 | 7,722.80 | 142 | 1,037 | 7,303.29 |
| Mexico | 556 | 954 | 5,826 | 4,047 | 10,477.91 | 4,241.74 | 100 | 363 | 3,627.23 |
| Central America | 134 | 229 | 760 | 1,364 | 5,673.47 | 5,956.77 | 9 | 134 | 14,873.55 |
| S. America | 333 | 445 | 4,808 | 7,010 | 14,439.02 | 15,752.24 | 27 | 469 | 17,368.44 |
| Colombia | 51 | 93 | 920 | 1,372 | 18,030.61 | 14,753.41 | 4 | 93 | 23,151.75 |
| Venezuela | 105 | 130 | 1,173 | 1,505 | 11,168.21 | 11,574.74 | 13 | 136 | 10,481.69 |
| Brazil | 93 | 147 | 1,372 | 2,270 | 14,747.92 | 15,442.80 | 5 | 127 | 25,395.60 |
| W. Europe | 3,388 | 4,961 | 35,460 | 41,811 | 10,466.31 | 8,427.94 | 476 | 4,768 | 10,017.27 |
| EC | 2,687 | 4,421 | 32,098 | 38,190 | 11,945.58 | 8,638.43 | 457 | 4,521 | 9,892.31 |
| United Kingdom | 659 | 1,732 | 11,752 | 13,629 | 17,832.82 | 7,869.04 | 164 | 1,773 | 10,811.82 |
| Ireland | 174 | 123 | 3,217 | 2,341 | 18,488.59 | 19,033.45 | 7 | 69 | 9,817.28 |
| Netherlands | 574 | 1,021 | 3,510 | 7,895 | 6,115.13 | 7,732.82 | 101 | 475 | 4,109.71 |
| Belgium-Luxembourg | 108 | 167 | 925 | 2,644 | 8,561.99 | 15,830.28 | 54 | 1,003 | 18,574.88 |

See footnotes at end of table.

Table 6--U.S. agricultural exports: Quantity, value, and unit value by commodity and country
October-August 1981/82 and 1982/83, and August 1983--continued

| Commodity and country | October-August | | | | | | August 1983 | | |
|---------------------------------|----------------|---------|--------------------|---------|-----------------|-----------|-------------|--------------------|-----------------|
| | Quantity | | Value (1,000 dol.) | | Unit value (\$) | | Quantity | Value (1,000 dol.) | Unit value (\$) |
| | 1981/82 | 1982/83 | 1981/82 | 1982/83 | 1981/82 | 1982/83 | | | |
| Essential oils(MT): | | | | | | | | | |
| France | 519 | 398 | 6,432 | 4,468 | 12,392.35 | 11,226.87 | 66 | 208 | 3,158.88 |
| Fed Rep Germany | 518 | 560 | 4,324 | 4,754 | 8,347.36 | 8,488.45 | 84 | 373 | 8,468.34 |
| Italy | 55 | 372 | 1,159 | 1,793 | 21,073.25 | 4,819.55 | 21 | 676 | 32,171.67 |
| Other W. Europe | 701 | 540 | 3,362 | 3,621 | 4,796.16 | 6,704.71 | 19 | 247 | 13,023.05 |
| Switzerland | 361 | 373 | 1,656 | 2,116 | 4,587.33 | 5,672.74 | 6 | 137 | 22,853.50 |
| Spain | 307 | 151 | 1,197 | 982 | 3,977.13 | 6,502.88 | 12 | 83 | 6,945.50 |
| Asia | 2,047 | 1,887 | 19,290 | 18,414 | 6,775.69 | 9,758.60 | 113 | 1,042 | 9,225.41 |
| Japan | 2,060 | 1,066 | 11,952 | 12,388 | 5,802.13 | 11,620.94 | 61 | 452 | 7,411.88 |
| Other E. & S.E. Asia | 509 | 510 | 5,869 | 4,815 | 11,529.56 | 9,441.42 | 31 | 506 | 16,121.16 |
| Philippines | 248 | 175 | 2,925 | 1,711 | 11,792.66 | 9,779.88 | 20 | 193 | 19,667.50 |
| Rep of Korea | 40 | 51 | 1,233 | 917 | 30,822.72 | 17,970.82 | 1 | 5 | 4,817.00 |
| Hong Kong | 166 | 169 | 1,075 | 1,410 | 6,477.29 | 8,341.68 | 4 | 45 | 11,207.75 |
| Oceania | 318 | 64 | 2,299 | 1,358 | 7,228.48 | 21,221.03 | 3 | 81 | 27,017.00 |
| Australia | 304 | 59 | 1,847 | 1,158 | 6,075.43 | 19,622.34 | 2 | 45 | 22,430.50 |
| Africa | 109 | 112 | 1,567 | 1,835 | 14,180.51 | 16,384.27 | 18 | 248 | 13,768.05 |
| Sub-Sahara | 94 | 90 | 1,296 | 1,441 | 13,783.74 | 16,015.73 | 17 | 217 | 12,756.70 |
| Rep S. Africa | 67 | 83 | 1,182 | 1,408 | 17,644.25 | 16,966.73 | 17 | 216 | 12,717.65 |
| Developed countries | 6,246 | 6,478 | 56,721 | 61,062 | 9,081.13 | 9,426.08 | 586 | 5,915 | 10,093.76 |
| Less devel countries | 1,879 | 2,519 | 19,596 | 19,258 | 10,428.78 | 7,645.02 | 195 | 1,650 | 8,463.79 |
| Seeds - field & garden(MT): | | | | | | | | | |
| World | 222,403 | 286,420 | 283,498 | 304,222 | 1,274.70 | 1,234.57 | 18,227 | 21,789 | 1,195.44 |
| Canada | 26,211 | 28,879 | 31,065 | 28,774 | 1,185.19 | 996.36 | 933 | 906 | 971.36 |
| Latin America | 85,741 | 73,331 | 80,628 | 82,182 | 940.37 | 1,120.69 | 10,861 | 13,222 | 1,217.42 |
| Mexico | 71,209 | 59,218 | 56,025 | 53,997 | 786.77 | 911.83 | 8,030 | 8,488 | 1,057.04 |
| Central America | 2,311 | 2,060 | 4,038 | 4,015 | 1,747.50 | 1,948.99 | 778 | 1,342 | 1,724.70 |
| S. America | 10,387 | 11,553 | 18,369 | 21,966 | 1,768.46 | 1,901.35 | 2,025 | 3,211 | 1,585.85 |
| Colombia | 2,318 | 2,442 | 2,705 | 3,675 | 1,167.15 | 1,504.73 | 348 | 361 | 1,036.81 |
| Venezuela | 5,321 | 4,722 | 6,216 | 5,311 | 1,168.21 | 1,124.75 | 1,305 | 1,431 | 1,096.93 |
| Brazil | 792 | 796 | 3,881 | 5,050 | 4,900.41 | 6,384.04 | 59 | 747 | 12,656.51 |
| Argentina | 517 | 1,607 | 1,714 | 3,212 | 3,315.08 | 1,998.89 | 56 | 215 | 3,846.64 |
| W. Europe | 69,655 | 90,302 | 95,676 | 111,408 | 1,376.44 | 1,233.72 | 2,430 | 2,946 | 1,212.49 |
| Denmark | 61,496 | 81,742 | 84,815 | 96,413 | 1,379.19 | 1,179.48 | 2,160 | 2,732 | 1,264.98 |
| United Kingdom | 1,285 | 1,569 | 3,193 | 3,189 | 2,484.92 | 2,032.19 | 158 | 889 | 6,006.61 |
| Netherlands | 10,101 | 14,834 | 9,160 | 10,752 | 906.82 | 724.84 | 545 | 275 | 505.00 |
| France | 10,899 | 21,316 | 12,874 | 18,489 | 1,161.23 | 867.38 | 635 | 331 | 521.39 |
| Fed Rep Germany | 11,153 | 8,756 | 16,825 | 16,373 | 1,508.56 | 1,869.89 | 157 | 348 | 2,219.30 |
| Italy | 6,955 | 9,250 | 6,908 | 7,942 | 993.28 | 858.59 | 238 | 111 | 466.81 |
| Greece | 16,533 | 21,935 | 27,182 | 32,027 | 1,647.71 | 1,460.08 | 378 | 370 | 990.29 |
| Other W. Europe | 3,523 | 2,275 | 7,397 | 5,812 | 2,099.53 | 2,554.85 | 3 | 14 | 4,588.33 |
| Sweden | 8,159 | 8,560 | 11,062 | 14,995 | 1,355.74 | 1,751.70 | 270 | 214 | 792.63 |
| Austria | 3,711 | 2,310 | 3,598 | 2,957 | 969.61 | 1,280.13 | 0 | 0 | .00 |
| Spain | 586 | 1,868 | 650 | 3,600 | 1,109.17 | 1,926.96 | 38 | 28 | 741.79 |
| E. Europe | 944 | 1,580 | 3,579 | 4,202 | 1,702.08 | 1,890.14 | 212 | 167 | 789.11 |
| Asia | 31,657 | 39,356 | 51,302 | 56,883 | 1,620.57 | 1,445.35 | 1,874 | 2,403 | 1,282.10 |
| W. Asia (Mideast) | 6,998 | 6,940 | 15,964 | 17,230 | 2,281.26 | 2,482.69 | 566 | 570 | 1,006.86 |
| Saudi Arabia | 5,494 | 3,078 | 6,786 | 6,157 | 1,235.12 | 2,002.86 | 531 | 265 | 499.03 |
| Japan | 22,037 | 27,505 | 28,873 | 33,618 | 1,310.22 | 1,222.27 | 1,081 | 1,508 | 1,394.70 |
| Other E. & S.E. Asia | 2,124 | 3,655 | 4,068 | 4,268 | 1,915.38 | 1,167.71 | 213 | 298 | 1,400.49 |
| Oceania | 3,015 | 4,127 | 8,006 | 7,260 | 2,655.53 | 1,759.16 | 443 | 733 | 1,654.05 |
| Australia | 2,799 | 3,767 | 7,200 | 5,926 | 2,572.24 | 1,573.11 | 398 | 583 | 1,465.38 |
| Africa | 5,153 | 8,842 | 13,898 | 14,069 | 2,697.06 | 1,591.16 | 1,685 | 1,572 | 932.73 |
| E. Africa | 2,992 | 1,205 | 7,562 | 5,527 | 2,527.28 | 4,587.10 | 112 | 130 | 1,159.93 |
| Egypt | 2,431 | 604 | 4,972 | 2,671 | 2,045.31 | 4,423.00 | 0 | 0 | .00 |
| Sub-Sahara | 2,161 | 7,637 | 6,336 | 8,542 | 2,932.13 | 1,118.45 | 1,573 | 1,442 | 916.56 |
| Rep S. Africa | 1,787 | 6,902 | 5,452 | 7,502 | 3,050.88 | 1,086.96 | 1,111 | 1,216 | 1,094.20 |
| Developed countries | 122,878 | 158,038 | 170,034 | 189,508 | 1,383.76 | 1,199.13 | 5,998 | 7,308 | 1,218.39 |
| Less devel countries | 98,454 | 86,769 | 109,893 | 110,715 | 1,115.67 | 1,275.98 | 12,228 | 14,473 | 1,183.60 |
| Cent plan countries | 1,071 | 1,613 | 3,622 | 3,998 | 3,181.62 | 2,478.89 | 1 | 8 | 8,218.00 |
| Sugar and related products(MT): | | | | | | | | | |
| World | 535,649 | 320,806 | 166,111 | 87,184 | 310.11 | 271.77 | 72,486 | 17,060 | 235.36 |
| Canada | 96,986 | 76,262 | 31,037 | 23,991 | 320.02 | 314.59 | 5,307 | 2,368 | 446.19 |
| Latin America | 200,136 | 71,823 | 86,670 | 27,083 | 435.06 | 377.08 | 25,384 | 7,628 | 300.52 |
| Mexico | 93,101 | 22,742 | 41,717 | 6,402 | 448.09 | 281.51 | 21,941 | 5,944 | 270.90 |
| Central America | 17,101 | 10,184 | 5,577 | 3,700 | 326.14 | 363.35 | 139 | 90 | 669.90 |
| Guatemala | 6,991 | 6,617 | 1,383 | 1,276 | 197.78 | 192.90 | 3 | 12 | 4,069.33 |
| Panama | 6,970 | 1,183 | 1,206 | 898 | 1,799.26 | 758.71 | 31 | 26 | 836.52 |
| Caribbean | 42,494 | 35,914 | 21,338 | 14,146 | 502.15 | 393.89 | 3,169 | 1,458 | 460.03 |
| Bahamas | 4,887 | 2,058 | 2,965 | 1,350 | 632.52 | 658.19 | 316 | 247 | 782.23 |
| Jamaica | 7,269 | 11,954 | 2,612 | 3,159 | 359.36 | 264.29 | 234 | 164 | 701.74 |
| Haiti | 276 | 6,414 | 159 | 2,050 | 575.59 | 319.65 | 15 | 5 | 343.87 |
| Leew-Wind Is | 3,670 | 3,314 | 2,024 | 1,320 | 551.54 | 398.39 | 335 | 169 | 503.27 |
| Trinidad-Tobago | 15,577 | 2,784 | 6,983 | 1,431 | 488.30 | 514.12 | 1,268 | 803 | 317.78 |
| West Indies | 7,150 | 2,712 | 4,334 | 3,384 | 606.13 | 592.40 | 584 | 329 | 562.61 |
| S. America | 47,440 | 2,983 | 18,037 | 2,839 | 380.22 | 950.16 | 135 | 136 | 1,009.74 |
| Venezuela | 42,536 | 451 | 15,048 | 559 | 353.76 | 1,239.40 | 14 | 50 | 3,557.78 |
| W. Europe | 165,018 | 129,736 | 15,235 | 10,404 | 92.20 | 80.20 | 25,338 | 2,091 | 82.53 |
| EC | 163,723 | 128,943 | 13,300 | 9,012 | 90.12 | 81.23 | 25,220 | 1,873 | 74.25 |
| United Kingdom | 52,919 | 43,749 | 3,989 | 3,451 | 75.38 | 78.89 | 25,105 | 1,642 | 66.99 |
| Netherlands | 51,668 | 21,362 | 3,723 | 1,447 | 72.06 | 67.72 | 48 | 69 | 1,440.23 |
| Fed Rep Germany | 29,114 | 24,897 | 2,785 | 1,972 | 94.30 | 79.21 | 44 | 85 | 1,936.52 |
| Other W. Europe | 1,291 | 793 | 1,915 | 1,392 | 1,483.32 | 1,755.91 | 118 | 218 | 1,851.18 |
| Asia | 68,768 | 27,798 | 25,828 | 18,245 | 375.58 | 656.35 | 4,239 | 2,025 | 477.78 |
| W. Asia (Mideast) | 3,811 | 4,031 | 5,803 | 5,043 | 1,701.30 | 1,251.01 | 1,306 | 615 | 470.76 |
| Saudi Arabia | 2,510 | 2,121 | 4,101 | 3,431 | 1,633.82 | 1,617.79 | 141 | 228 | 1,614.23 |

See footnotes at end of table.

Table 6--U.S. agricultural exports: Quantity, value, and unit value by commodity and country
October-August 1981/82 and 1982/83, and August 1983--continued

| Commodity and country | October-August | | | | | | August 1983 | | |
|-----------------------------------|----------------|---------|--------------------|---------|-----------------|----------|-------------|--------------------|-----------------|
| | Quantity | | Value (1,000 dol.) | | Unit value (\$) | | Quantity | Value (1,000 dol.) | Unit value (\$) |
| | 1981/82 | 1982/83 | 1981/82 | 1982/83 | 1981/82 | 1982/83 | | | |
| Sugar and related products(MT): | | | | | | | | | |
| Japan | 32,404 | 19,634 | 8,380 | 6,123 | 257.38 | 322.02 | 2,106 | 562 | 266.78 |
| Other E. & S.E. Asia | 27,269 | 3,792 | 10,898 | 6,206 | 399.65 | 1,636.68 | 808 | 825 | 1,020.78 |
| Thailand | 376 | 267 | 2,282 | 1,470 | 5,964.08 | 5,505.82 | 38 | 291 | 7,665.89 |
| Singapore | 551 | 710 | 1,222 | 1,095 | 2,218.16 | 1,541.93 | 334 | 102 | 306.22 |
| Indonesia | 12,366 | 227 | 4,311 | 587 | 348.64 | 2,585.48 | 7 | 16 | 2,285.43 |
| Philippines | 433 | 524 | 972 | 1,039 | 2,244.04 | 1,982.08 | 112 | 183 | 1,637.30 |
| Hong Kong | 780 | 1,571 | 1,128 | 1,599 | 1,445.56 | 1,017.52 | 71 | 157 | 2,205.35 |
| Oceania | 2,085 | 1,787 | 2,011 | 2,046 | 964.58 | 1,145.05 | 61 | 148 | 2,431.98 |
| Australia | 501 | 399 | 716 | 914 | 1,428.75 | 2,290.78 | 19 | 108 | 5,694.79 |
| Trust Ter Pac Is | 1,344 | 1,162 | 1,055 | 930 | 785.33 | 800.08 | 26 | 25 | 843.38 |
| Africa | 2,495 | 13,392 | 5,134 | 5,399 | 2,057.59 | 403.18 | 12,157 | 2,799 | 230.26 |
| N. Africa | 211 | 12,158 | 1,975 | 3,888 | 9,358.57 | 319.77 | 12,000 | 2,580 | 215.00 |
| Egypt | 202 | 12,158 | 1,962 | 3,886 | 9,711.11 | 319.65 | 12,000 | 2,580 | 215.00 |
| Sub-Sahara | 2,284 | 1,234 | 3,159 | 1,512 | 1,383.11 | 1,224.93 | 157 | 219 | 1,396.97 |
| Developed countries | 295,141 | 227,590 | 55,659 | 42,474 | 188.56 | 186.63 | 33,937 | 5,494 | 161.88 |
| Less devel countries | 240,343 | 93,208 | 110,236 | 44,695 | 458.66 | 479.52 | 38,549 | 11,567 | 300.05 |
| Nursery and greenhouse prods(NA): | | | | | | | | | |
| World | -- | -- | 67,276 | 65,763 | (1) | (1) | -- | 4,312 | (1) |
| Canada | -- | -- | 32,138 | 31,047 | (1) | (1) | -- | 1,812 | (1) |
| Latin America | -- | -- | 7,070 | 4,915 | (1) | (1) | -- | 457 | (1) |
| Mexico | -- | -- | 3,277 | 580 | (1) | (1) | -- | 27 | (1) |
| Caribbean | -- | -- | 1,424 | 2,460 | (1) | (1) | -- | 320 | (1) |
| Bahamas | -- | -- | 698 | 684 | (1) | (1) | -- | 59 | (1) |
| S. America | -- | -- | 2,083 | 1,465 | (1) | (1) | -- | 75 | (1) |
| Venezuela | -- | -- | 908 | 821 | (1) | (1) | -- | 15 | (1) |
| W. Europe | -- | -- | 22,584 | 23,471 | (1) | (1) | -- | 1,558 | (1) |
| EC | -- | -- | 20,069 | 20,407 | (1) | (1) | -- | 1,332 | (1) |
| Netherlands | -- | -- | 8,098 | 8,626 | (1) | (1) | -- | 453 | (1) |
| Belgium-Luxembourg | -- | -- | 399 | 787 | (1) | (1) | -- | 51 | (1) |
| Fed Rep Germany | -- | -- | 8,715 | 7,897 | (1) | (1) | -- | 663 | (1) |
| Italy | -- | -- | 1,849 | 1,821 | (1) | (1) | -- | 110 | (1) |
| Other W. Europe | -- | -- | 2,515 | 3,065 | (1) | (1) | -- | 226 | (1) |
| Switzerland | -- | -- | 796 | 991 | (1) | (1) | -- | 44 | (1) |
| Asia | -- | -- | 4,357 | 5,040 | (1) | (1) | -- | 400 | (1) |
| W. Asia (Mideast) | -- | -- | 836 | 2,145 | (1) | (1) | -- | 209 | (1) |
| Saudi Arabia | -- | -- | 313 | 1,771 | (1) | (1) | -- | 50 | (1) |
| Japan | -- | -- | 3,189 | 2,620 | (1) | (1) | -- | 186 | (1) |
| Oceania | -- | -- | 845 | 429 | (1) | (1) | -- | 71 | (1) |
| Africa | -- | -- | 257 | 794 | (1) | (1) | -- | 11 | (1) |
| Sub-Sahara | -- | -- | 248 | 755 | (1) | (1) | -- | 11 | (1) |
| Developed countries | -- | -- | 58,954 | 57,664 | (1) | (1) | -- | 3,599 | (1) |
| Less devel countries | -- | -- | 8,296 | 8,029 | (1) | (1) | -- | 709 | (1) |

-- Not applicable.

(1) Unit value cannot be computed.

Table 7--Export quantities of selected commodities, October-August 1981/82 and 1982/83 and August 1982 and 1983

| Commodity | October-August | | August | | Change | |
|---------------------------------|-------------------------------|----------------|---------------|--------------|--------------------|-----------|
| | 1981/82 | 1982/83 | 1982 | 1983 | October- August | August |
| | ----- 1,000 metric tons ----- | | | | -----Percent----- | |
| Animal products: | | | | | | |
| Fats, oils, and greases | 1,283 | 1,252 | 86 | 120 | -2 | 40 |
| Dairy products | 183 | 230 | 18 | 22 | 26 | 22 |
| Meats and meat products | 375 | 352 | 28 | 28 | -6 | 0 |
| Poultry meat, fresh or frozen | 278 | 215 | 17 | 15 | -23 | -12 |
| Grains and preparations: | | | | | | |
| Feed grains | 54,553 | 48,915 | 3,623 | 3,638 | -10 | 0 |
| Rice | 2,756 | 1,980 | 369 | 231 | -28 | -37 |
| Wheat | 41,042 | 33,451 | 3,384 | 2,390 | -18 | -29 |
| Wheat flour | 836 | 1,801 | 70 | 155 | 115 | 121 |
| Wheat, bulgur | 278 | 604 | 25 | 32 | 117 | 28 |
| Blended food products | 160 | 127 | 19 | 17 | -21 | -11 |
| Oilseeds and products: | | | | | | |
| Soybeans | 23,899 | 23,056 | 1,564 | 1,639 | -4 | 5 |
| Sunflowerseeds | 1,508 | 1,313 | 10 | 90 | -13 | 800 |
| Peanuts | 193 | 219 | 12 | 12 | 13 | 0 |
| Other oilseeds | 49 | 51 | 5 | 10 | 4 | 100 |
| Protein meals | 6,053 | 6,093 | 315 | 300 | 1 | -5 |
| Vegetable oils and waxes | 1,496 | 1,454 | 149 | 103 | -3 | -31 |
| Protein substances | 45 | 43 | 4 | 4 | -4 | 0 |
| Cotton excluding linters | 1,407 | 1,062 | 78 | 88 | -25 | 13 |
| Feeds and fodders | 3,515 | 4,154 | 280 | 352 | 18 | 26 |
| Fruits and preparations | 1,815 | 1,614 | 115 | 117 | -11 | 2 |
| Nuts and preparations | 320 | 304 | 19 | 20 | -5 | 5 |
| Vegetables and preparations | 1,813 | 1,203 | 75 | 74 | -34 | -1 |
| Tobacco, unmanufactured | 243 | 232 | 15 | 18 | -5 | 20 |
| Seeds | 222 | 246 | 11 | 18 | 11 | 64 |
| Sugar and related products | 274 | 321 | 5 | 45 | 17 | 800 |
| Other | 3,055 | 2,580 | 235 | 193 | -16 | -18 |
| Total | 147,651 | 132,872 | 10,531 | 9,731 | -10 | -8 |

Imports Maintain Strong Pace

U.S. imports of agricultural products during October 1982-August 1983 reached \$15 billion, 6 percent ahead of year-earlier levels. The economic recovery in the United States and a strong dollar continued to attract agricultural as well as nonagricultural products into this country. In addition, commodity prices have increased in recent months. Prices of such products as cocoa and rubber have risen from the depressed levels of the past 2 years; however, overall price gains for imports have not equaled export price rises.

Coffee Prices and Imports Stable

Coffee imports through August rose 1 percent to 967,000 tons. Efforts by the International Coffee Organization to stabilize prices through a system of global export quotas continue to be successful. These efforts have been particularly effective in light of the high stocks-to-use ratio. Ending stocks in fiscal year 1984 are projected to be their highest in 11 years, exerting sustained downward pressure on prices.

U.S. Sugar Quota Remains Intact

U.S. import quotas for fiscal year 1984 have been established for the second consecutive year. U.S. sugar imports, allocated on a country-by-country quota system, have been substantially lower thus far in fiscal year 1983. According to Census Bureau figures, imports of raw sugar came to 2.26 million tons, 33 percent lower than those of a year earlier. The quotas have kept a number of countries from shipping as much sugar as they would like to the United States, although the continued decline in domestic use has also lowered U.S. import needs. The difference between the U.S. landed price of 15 to 17 cents per pound and average world prices of 8 to 10 cents encourages countries with the Generalized System of Preferences to export sugar to the United States, including most developing countries.

Voluntary Restraints on Meat Imports

The United States and its major suppliers of fresh and frozen beef--Australia, New Zealand, and Canada--agreed to limit imports for the remainder of 1983. During October-August, 1.19 billion pounds were imported compared with 1.16 billion a year earlier. However, the U.S. quota in 1983 is 5 percent lower than that of 1982. Under the Meat Import Act of 1979, a countercyclical measure lowers the level of imports allowed during years of high domestic production. The quota "trigger" level for 1983 is 1.231 billion pounds.

Cocoa Imports Soar

Imports of cocoa beans and products through August were well ahead of 1981/82's pace. All but cocoa beans are expected to exceed previous record levels. With U.S. stocks down and prices at very low levels, imports were heavy early in the fiscal year. In addition, reports of fires in some cocoa areas of West Africa helped to push prices up to levels last attained before the cocoa glut in 1981/82. During October-August, cocoa and product imports moved 37 percent ahead of 1981/82's level.

Canada and Mexico
Ship Live Animals

Imports of live animals--primarily cattle and hogs--have reached near-record levels in fiscal year 1983 as favorable exchange rates and nearness to the U.S. market have benefited both Canada and Mexico. Imports of feeder cattle from Mexico and fat cattle from Canada are 36 percent above those of a year earlier, and are approaching the record 1.2 million head in fiscal year 1978. In addition, live hogs imported duty free from Canada already have exceeded record levels, and may exceed 450,000 head by the end of 1982/83. (Steve Milmo, World Analysis Branch)

Table 8--U.S. agricultural imports: Value (1,000 dol.) by country of origin, October-August 1981/82 and 1982/83, and August 1982 and 1983

| Region and Country | October-August | | Percent change | August | |
|----------------------|----------------|------------|----------------|-----------|-----------|
| | 1981/82 | 1982/83 | | 1982 | 1983 |
| World | 14,170,210 | 15,049,319 | 6 | 1,387,726 | 1,391,921 |
| Canada | 1,195,852 | 1,385,275 | 15 | 126,014 | 122,096 |
| Latin America | 5,317,233 | 5,594,547 | 5 | 475,505 | 528,891 |
| Mexico | 1,056,903 | 1,165,553 | 10 | 64,571 | 99,941 |
| Central America | 1,056,484 | 1,115,847 | 5 | 87,824 | 94,791 |
| Guatemala | 205,421 | 238,910 | 16 | 19,712 | 23,436 |
| El Salvador | 182,773 | 212,905 | 16 | 24,422 | 5,922 |
| Honduras | 255,998 | 230,916 | -9 | 19,234 | 28,835 |
| Costa Rica | 251,479 | 230,801 | -8 | 15,221 | 21,143 |
| Caribbean | 408,480 | 439,367 | 7 | 33,517 | 30,927 |
| Dominican Republic | 357,208 | 355,716 | 0 | 25,995 | 25,581 |
| S. America | 2,795,366 | 2,873,780 | 2 | 289,593 | 303,233 |
| Colombia | 502,655 | 512,518 | 1 | 49,763 | 34,054 |
| Ecuador | 303,207 | 275,998 | -8 | 37,715 | 19,088 |
| Brazil | 1,421,073 | 1,549,487 | 9 | 150,984 | 206,454 |
| Argentina | 278,026 | 236,258 | -15 | 22,629 | 30,020 |
| W. Europe | 2,661,199 | 3,000,380 | 12 | 259,905 | 263,928 |
| EC | 2,176,015 | 2,476,864 | 13 | 213,556 | 222,885 |
| Denmark | 344,185 | 367,894 | 6 | 29,211 | 25,511 |
| Netherlands | 385,797 | 433,576 | 12 | 46,523 | 40,945 |
| France | 414,386 | 465,815 | 12 | 36,300 | 40,284 |
| Fed Rep Germany | 320,674 | 402,767 | 25 | 33,167 | 37,293 |
| Italy | 411,797 | 454,251 | 10 | 38,419 | 47,225 |
| Other W. Europe | 485,184 | 523,516 | 7 | 46,349 | 41,043 |
| Spain | 220,852 | 225,436 | 2 | 22,740 | 17,954 |
| E. Europe | 211,909 | 250,122 | 18 | 22,637 | 15,578 |
| Asia | 2,383,271 | 2,459,083 | 3 | 245,893 | 239,007 |
| W. Asia (Mideast) | 221,647 | 275,446 | 24 | 23,881 | 23,200 |
| Turkey | 142,787 | 186,394 | 30 | 18,163 | 16,187 |
| S. Asia | 174,562 | 185,144 | 6 | 20,032 | 17,385 |
| China (mainland) | 155,117 | 151,811 | -2 | 16,893 | 15,244 |
| China (Taiwan) | 162,794 | 150,881 | -7 | 13,875 | 13,713 |
| Other E. & S.E. Asia | 1,551,964 | 1,561,086 | 0 | 158,117 | 154,405 |
| Thailand | 255,784 | 173,421 | -32 | 22,154 | 23,937 |
| Malaysia | 265,463 | 257,023 | -3 | 22,094 | 18,534 |
| Indonesia | 472,627 | 471,720 | 0 | 53,167 | 34,030 |
| Philippines | 407,735 | 448,128 | 9 | 44,488 | 43,782 |
| Oceania | 1,392,798 | 1,313,447 | -5 | 181,055 | 135,979 |
| Australia | 810,458 | 718,550 | -11 | 93,693 | 74,069 |
| New Zealand | 537,042 | 557,101 | 3 | 82,193 | 59,024 |
| Africa | 998,028 | 1,037,485 | 3 | 75,758 | 85,372 |
| Sub-Sahara | 982,274 | 1,022,735 | 4 | 74,479 | 83,889 |
| Ivory Coast | 225,268 | 268,224 | 19 | 17,088 | 13,224 |
| Developed countries | 5,415,848 | 5,915,602 | 9 | 586,430 | 543,690 |
| Less devel countries | 8,373,789 | 8,721,505 | 4 | 760,733 | 816,216 |
| Cent plan countries | 380,573 | 412,213 | 8 | 40,563 | 32,015 |

Table 9--U.S. agricultural imports: Quantity, value, and unit value by commodity and country, October-August 1981/82 and 1982/83, and August 1983

| Commodity and Country | October-August | | | | | | August 1983 | | |
|----------------------------------|----------------|---------|--------------------|------------|-----------------|---------|-------------|--------------------|-----------------|
| | Quantity | | Value (1,000 dol.) | | Unit value (\$) | | Quantity | Value (1,000 dol.) | Unit value (\$) |
| | 1981/82 | 1982/83 | 1981/82 | 1982/83 | 1981/82 | 1982/83 | | | |
| Total agric imports (NA): | | | | | | | | | |
| World | | | | | | | | | |
| Canada | | | 14,170,210 | 15,049,319 | (1) | (1) | | | |
| Latin America | | | 1,195,852 | 1,385,275 | (1) | (1) | | 1,391,921 | (1) |
| Mexico | | | 5,317,233 | 5,594,547 | (1) | (1) | | 122,096 | (1) |
| Central America | | | 1,056,903 | 1,165,553 | (1) | (1) | | 528,891 | (1) |
| Guatemala | | | 1,056,484 | 1,115,847 | (1) | (1) | | 99,941 | (1) |
| El Salvador | | | 205,421 | 238,910 | (1) | (1) | | 94,791 | (1) |
| Honduras | | | 182,773 | 212,905 | (1) | (1) | | 23,436 | (1) |
| Costa Rica | | | 255,998 | 230,916 | (1) | (1) | | 5,922 | (1) |
| Caribbean | | | 251,479 | 230,801 | (1) | (1) | | 28,815 | (1) |
| Dominican Republic | | | 408,480 | 439,367 | (1) | (1) | | 21,143 | (1) |
| S. America | | | 357,208 | 355,716 | (1) | (1) | | 30,927 | (1) |
| Colombia | | | 2,795,366 | 2,873,780 | (1) | (1) | | 25,581 | (1) |
| Ecuador | | | 502,655 | 512,518 | (1) | (1) | | 303,231 | (1) |
| Brazil | | | 303,207 | 275,998 | (1) | (1) | | 34,054 | (1) |
| Argentina | | | 1,421,073 | 1,549,487 | (1) | (1) | | 19,088 | (1) |
| W. Europe | | | 278,026 | 236,258 | (1) | (1) | | 206,454 | (1) |
| EC | | | 2,661,199 | 3,000,380 | (1) | (1) | | 30,020 | (1) |
| Denmark | | | 2,176,015 | 2,476,864 | (1) | (1) | | 263,928 | (1) |
| Netherlands | | | 344,185 | 367,894 | (1) | (1) | | 222,865 | (1) |
| France | | | 385,797 | 433,576 | (1) | (1) | | 25,511 | (1) |
| Fed Rep Germany | | | 414,386 | 465,815 | (1) | (1) | | 40,945 | (1) |
| Italy | | | 320,674 | 402,767 | (1) | (1) | | 40,280 | (1) |
| Other W. Europe | | | 411,797 | 454,251 | (1) | (1) | | 37,293 | (1) |
| Spain | | | 485,184 | 523,516 | (1) | (1) | | 47,225 | (1) |
| E. Europe | | | 220,852 | 225,836 | (1) | (1) | | 41,043 | (1) |
| Asia | | | 211,909 | 250,122 | (1) | (1) | | 17,954 | (1) |
| W. Asia (Mideast) | | | 2,383,271 | 2,459,083 | (1) | (1) | | 15,578 | (1) |
| Turkey | | | 221,647 | 275,446 | (1) | (1) | | 239,007 | (1) |
| S. Asia | | | 142,787 | 186,394 | (1) | (1) | | 23,200 | (1) |
| China (mainland) | | | 174,562 | 185,144 | (1) | (1) | | 16,187 | (1) |
| China (Taiwan) | | | 155,117 | 151,811 | (1) | (1) | | 17,385 | (1) |
| Other E. & S.E. Asia | | | 162,794 | 150,881 | (1) | (1) | | 15,244 | (1) |
| Thailand | | | 1,551,964 | 1,561,086 | (1) | (1) | | 13,711 | (1) |
| Malaysia | | | 255,784 | 173,421 | (1) | (1) | | 154,405 | (1) |
| Indonesia | | | 265,463 | 257,023 | (1) | (1) | | 23,937 | (1) |
| Philippines | | | 472,627 | 471,720 | (1) | (1) | | 18,534 | (1) |
| Oceania | | | 407,735 | 448,128 | (1) | (1) | | 34,030 | (1) |
| Australia | | | 1,392,798 | 1,313,447 | (1) | (1) | | 43,782 | (1) |
| New Zealand | | | 810,458 | 718,550 | (1) | (1) | | 135,979 | (1) |
| Africa | | | 537,092 | 557,101 | (1) | (1) | | 74,869 | (1) |
| Sub-Sahara | | | 998,028 | 1,037,485 | (1) | (1) | | 59,024 | (1) |
| Ivory Coast | | | 982,274 | 1,022,735 | (1) | (1) | | 85,372 | (1) |
| Developed countries | | | 225,268 | 268,224 | (1) | (1) | | 83,689 | (1) |
| Less devel countries | | | 5,415,848 | 5,915,602 | (1) | (1) | | 13,224 | (1) |
| Cent plan countries | | | 8,373,789 | 8,721,505 | (1) | (1) | | 543,690 | (1) |
| Noncompetitive ag imports (NA): | | | 380,573 | 412,213 | (1) | (1) | | 816,216 | (1) |
| World | | | | | | | | 32,015 | (1) |
| Latin America | | | 4,819,089 | 5,020,308 | (1) | (1) | | | |
| Mexico | | | 2,666,190 | 2,752,375 | (1) | (1) | | 391,351 | (1) |
| Central America | | | 271,332 | 278,732 | (1) | (1) | | 218,206 | (1) |
| Guatemala | | | 720,337 | 740,013 | (1) | (1) | | 26,108 | (1) |
| El Salvador | | | 156,278 | 148,537 | (1) | (1) | | 57,778 | (1) |
| Honduras | | | 151,246 | 181,763 | (1) | (1) | | 9,948 | (1) |
| Costa Rica | | | 183,421 | 155,708 | (1) | (1) | | 4,544 | (1) |
| Panama | | | 166,053 | 167,795 | (1) | (1) | | 14,511 | (1) |
| Caribbean | | | 38,238 | 64,441 | (1) | (1) | | 19,239 | (1) |
| Dominican Republic | | | 160,642 | 155,567 | (1) | (1) | | 6,542 | (1) |
| S. America | | | 136,249 | 120,359 | (1) | (1) | | 8,216 | (1) |
| Colombia | | | 1,513,879 | 1,578,064 | (1) | (1) | | 6,749 | (1) |
| Ecuador | | | 371,389 | 373,859 | (1) | (1) | | 126,104 | (1) |
| Peru | | | 286,371 | 274,002 | (1) | (1) | | 23,347 | (1) |
| Brazil | | | 85,410 | 74,403 | (1) | (1) | | 18,921 | (1) |
| W. Europe | | | 722,946 | 806,819 | (1) | (1) | | 7,415 | (1) |
| EC | | | 280,562 | 319,589 | (1) | (1) | | 73,559 | (1) |
| Netherlands | | | 249,453 | 280,254 | (1) | (1) | | 32,309 | (1) |
| Fed Rep Germany | | | 57,505 | 73,208 | (1) | (1) | | 28,779 | (1) |
| Asia | | | 43,811 | 55,553 | (1) | (1) | | 9,013 | (1) |
| S. Asia | | | 1,023,000 | 1,036,155 | (1) | (1) | | 4,924 | (1) |
| India | | | 111,336 | 101,464 | (1) | (1) | | 74,876 | (1) |
| China (mainland) | | | 66,530 | 67,686 | (1) | (1) | | 6,687 | (1) |
| Other E. & S.E. Asia | | | 56,035 | 47,334 | (1) | (1) | | 4,854 | (1) |
| Thailand | | | 818,947 | 844,649 | (1) | (1) | | 3,873 | (1) |
| Malaysia | | | 43,076 | 57,978 | (1) | (1) | | 60,627 | (1) |
| Singapore | | | 185,625 | 174,585 | (1) | (1) | | 5,962 | (1) |
| Indonesia | | | 49,663 | 64,741 | (1) | (1) | | 11,168 | (1) |
| Philippines | | | 461,804 | 458,255 | (1) | (1) | | 4,936 | (1) |
| Africa | | | 70,785 | 77,190 | (1) | (1) | | 32,084 | (1) |
| Sub-Sahara | | | 765,988 | 826,414 | (1) | (1) | | 5,342 | (1) |
| Ivory Coast | | | 758,422 | 819,652 | (1) | (1) | | 59,088 | (1) |
| Ethiopia | | | 223,220 | 260,025 | (1) | (1) | | 58,613 | (1) |
| Uganda | | | 87,001 | 83,015 | (1) | (1) | | 11,743 | (1) |
| Kenya | | | 115,759 | 130,211 | (1) | (1) | | 8,893 | (1) |
| Malagasy Rep | | | 48,462 | 61,860 | (1) | (1) | | 9,700 | (1) |
| Developed countries | | | 44,579 | 55,538 | (1) | (1) | | 4,335 | (1) |
| | | | 362,224 | 405,433 | (1) | (1) | | 4,986 | (1) |
| | | | | | | | | 39,363 | (1) |

See footnotes at end of table.

Table 9--U.S. agricultural imports: Quantity, value, and unit value by commodity and country, October-August 1981/82 and 1982/83, and August 1983--continued

| Commodity and Country | October-August | | | | | | August 1983 | | |
|---------------------------------|----------------|-----------|--------------------|-----------|-----------------|----------|-------------|--------------------|-----------------|
| | Quantity | | Value (1,000 dol.) | | Unit value (\$) | | Quantity | Value (1,000 dol.) | Unit value (\$) |
| | 1981/82 | 1982/83 | 1981/82 | 1982/83 | 1981/82 | 1982/83 | | | |
| Noncompetitive ag imports (NA): | | | 4,394,177 | 4,559,008 | (1) | (1) | -- | 347,599 | (1) |
| Less devel countries | -- | -- | 62,688 | 55,867 | (1) | (1) | -- | 4,389 | (1) |
| Cent plan countries | | | | | | | | | |
| Bananas & plantains (BT): | 2,377,059 | 2,336,873 | 521,002 | 545,616 | 219.18 | 233.48 | 198,186 | 49,162 | 248.06 |
| World | 2,373,664 | 2,333,408 | 516,856 | 541,797 | 217.75 | 232.19 | 197,937 | 48,885 | 246.98 |
| Latin America | 7,649 | 29,680 | 2,549 | 7,535 | 333.26 | 253.86 | 3,709 | 1,000 | 268.50 |
| Mexico | 1,474,288 | 1,480,121 | 327,297 | 358,024 | 222.00 | 241.89 | 138,929 | 35,914 | 258.50 |
| Central America | 227,907 | 210,023 | 32,262 | 29,207 | 141.56 | 139.07 | 10,873 | 1,597 | 146.87 |
| Guatemala | 562,315 | 501,180 | 139,248 | 127,680 | 247.63 | 254.76 | 40,466 | 10,562 | 270.64 |
| Honduras | 54,650 | 55,627 | 12,983 | 17,891 | 237.56 | 321.63 | 9,176 | 2,577 | 280.88 |
| Nicaragua | 507,731 | 499,915 | 114,830 | 128,842 | 226.16 | 257.73 | 56,236 | 14,592 | 259.48 |
| Costa Rica | 121,668 | 213,342 | 27,951 | 54,381 | 229.73 | 254.90 | 22,178 | 6,196 | 279.36 |
| Panama | 20,084 | 6,901 | 6,338 | 2,543 | 315.56 | 368.48 | 361 | 124 | 343.84 |
| Caribbean | 18,881 | 6,765 | 6,097 | 2,453 | 322.91 | 362.63 | 342 | 115 | 337.04 |
| Dominican Republic | 871,643 | 816,706 | 180,672 | 173,695 | 207.28 | 212.68 | 54,934 | 11,847 | 215.66 |
| S. America | 352,193 | 326,633 | 78,407 | 74,416 | 222.63 | 227.83 | 23,348 | 4,775 | 204.53 |
| Colombia | 512,629 | 482,954 | 100,958 | 97,025 | 196.86 | 200.90 | 31,199 | 6,790 | 217.65 |
| Ecuador | 2,376,982 | 2,336,647 | 520,968 | 545,551 | 219.17 | 233.47 | 198,182 | 49,160 | 248.05 |
| Less devel countries | | | 2,552,263 | 2,582,784 | 2,665.23 | 2,672.04 | 77,297 | 209,292 | 2,707.63 |
| Coffee, incl products (RT): | 957,615 | 966,596 | 1,783,536 | 1,817,654 | 2,907.96 | 2,827.43 | 49,432 | 140,130 | 2,834.80 |
| World | 613,328 | 642,863 | 248,028 | 231,851 | 3,128.10 | 2,782.05 | 6,706 | 19,051 | 2,807.38 |
| Latin America | 79,265 | 83,338 | 378,665 | 372,833 | 2,809.31 | 2,725.84 | 7,687 | 20,974 | 2,728.55 |
| Mexico | 134,789 | 136,777 | 116,013 | 116,013 | 2,782.85 | 2,723.18 | 2,923 | 8,033 | 2,748.13 |
| Central America | 43,368 | 42,602 | 160,687 | 181,741 | 2,875.42 | 2,748.03 | 1,578 | 4,544 | 2,879.44 |
| Guatemala | 53,284 | 66,135 | 153,214 | 171,711 | 2,759.08 | 2,632.64 | 1,391 | 3,557 | 2,556.84 |
| El Salvador | 15,622 | 10,532 | 43,102 | 36,128 | 2,674.36 | 2,631.91 | 1,675 | 4,459 | 2,662.15 |
| Honduras | 16,105 | 13,421 | 43,071 | 87,992 | 2,500.81 | 2,571.66 | 1,027 | 2,641 | 2,571.40 |
| Costa Rica | 35,797 | 34,216 | 89,521 | 63,547 | 2,533.40 | 2,618.24 | 949 | 2,398 | 2,527.34 |
| Caribbean | 29,134 | 24,271 | 73,808 | 63,547 | 2,936.42 | 2,895.46 | 33,932 | 97,464 | 2,872.32 |
| Dominican Republic | 363,477 | 388,532 | 1,067,322 | 1,124,978 | 2,936.42 | 2,895.46 | 6,460 | 18,558 | 2,872.75 |
| S. America | 91,886 | 101,163 | 287,401 | 295,108 | 3,127.79 | 2,917.15 | 3,899 | 9,889 | 2,536.33 |
| Colombia | 43,815 | 42,984 | 183,213 | 109,919 | 2,355.66 | 2,557.22 | 2,384 | 5,850 | 2,453.82 |
| Ecuador | 27,246 | 23,890 | 72,207 | 62,350 | 2,650.20 | 2,609.89 | 20,879 | 62,446 | 2,990.87 |
| Peru | 190,873 | 212,350 | 581,729 | 637,988 | 3,047.73 | 3,004.42 | 1,205 | 4,736 | 3,930.10 |
| Brazil | 12,844 | 15,126 | 53,859 | 54,759 | 4,193.35 | 3,620.19 | 1,156 | 4,529 | 3,918.23 |
| E. Europe | 12,355 | 13,974 | 51,717 | 50,772 | 4,185.93 | 3,633.29 | 9,911 | 23,531 | 2,374.23 |
| EC | 117,641 | 104,863 | 227,475 | 230,251 | 1,933.63 | 2,195.32 | 871 | 2,151 | 2,472.28 |
| Asia | 18,858 | 11,623 | 38,873 | 27,608 | 2,061.36 | 2,375.27 | 871 | 2,151 | 2,472.28 |
| S. Asia | 17,442 | 11,126 | 36,132 | 26,550 | 2,071.56 | 2,386.28 | 9,035 | 21,371 | 2,365.40 |
| India | 98,273 | 90,243 | 187,915 | 179,741 | 1,912.17 | 2,185.67 | 6,001 | 13,836 | 2,305.59 |
| Other E. & S.E. Asia | 70,308 | 58,793 | 126,853 | 126,507 | 1,832.69 | 2,151.74 | 1,403 | 3,342 | 2,382.32 |
| Indonesia | 15,284 | 19,749 | 30,672 | 43,972 | 2,012.04 | 2,226.52 | 16,549 | 40,271 | 2,433.42 |
| Philippines | 211,451 | 200,927 | 479,362 | 471,577 | 2,267.01 | 2,347.00 | 16,549 | 40,271 | 2,433.42 |
| Africa | 211,451 | 200,927 | 479,362 | 471,577 | 2,267.01 | 2,347.00 | 220 | 523 | 2,378.58 |
| Sub-Sahara | 13,099 | 8,272 | 28,953 | 17,661 | 2,240.29 | 2,134.98 | 3,486 | 8,081 | 2,318.09 |
| Cameroun | 48,575 | 33,892 | 105,891 | 76,145 | 2,179.95 | 2,246.68 | 0 | 0 | 0.00 |
| Ivory Coast | 15,091 | 5,604 | 39,833 | 12,614 | 2,639.49 | 2,250.81 | 1,227 | 3,218 | 2,622.43 |
| Burundi | 8,981 | 11,123 | 25,365 | 30,023 | 2,824.35 | 2,699.20 | 3,516 | 8,893 | 2,529.38 |
| Swanda | 31,847 | 31,824 | 86,269 | 82,548 | 2,708.85 | 2,593.09 | 3,980 | 9,700 | 2,437.11 |
| Ethiopia | 59,526 | 58,787 | 115,719 | 129,989 | 1,944.00 | 2,211.19 | 881 | 2,236 | 2,538.12 |
| Oganda | 9,863 | 17,080 | 24,400 | 42,260 | 2,473.90 | 2,474.26 | 1,242 | 4,008 | 3,951.80 |
| Kenya | 13,489 | 17,065 | 57,497 | 60,694 | 4,262.52 | 3,556.62 | 76,655 | 204,383 | 2,687.31 |
| Developed countries | 943,677 | 946,598 | 2,494,324 | 2,517,052 | 2,643.20 | 2,659.05 | | | |
| Less devel countries | | | 647,877 | 777,370 | 2,019.21 | 1,743.48 | 22,284 | 45,246 | 2,036.44 |
| Cocoa and products (RT): | 320,857 | 440,816 | 647,877 | 777,370 | 2,019.21 | 1,743.48 | 22,284 | 45,246 | 2,036.44 |
| World | 7,295 | 10,787 | 21,312 | 24,826 | 2,921.41 | 2,301.85 | 1,021 | 2,027 | 1,985.46 |
| Canada | 167,707 | 177,836 | 279,087 | 296,831 | 1,889.46 | 1,669.18 | 10,790 | 21,196 | 1,964.44 |
| Latin America | 1,564 | 10,257 | 3,834 | 17,893 | 2,451.20 | 1,742.81 | 2,016 | 3,807 | 1,888.53 |
| Mexico | 4,258 | 3,191 | 10,756 | 2,337 | 2,391.70 | 1,813.62 | 156 | 525 | 3,362.92 |
| Central America | 3,303 | 1,252 | 57,573 | 55,832 | 1,588.67 | 1,547.42 | 2,318 | 4,348 | 1,875.65 |
| Costa Rica | 37,272 | 36,081 | 59,163 | 52,131 | 1,530.56 | 1,536.03 | 2,130 | 3,969 | 1,863.20 |
| Caribbean | 35,388 | 33,939 | 59,163 | 52,131 | 1,530.56 | 1,536.03 | 6,300 | 12,517 | 1,986.77 |
| Dominican Republic | 104,613 | 128,291 | 207,497 | 217,318 | 1,983.47 | 1,693.94 | 960 | 1,843 | 1,919.69 |
| S. America | 39,219 | 38,762 | 73,116 | 61,106 | 1,864.29 | 1,576.45 | 464 | 1,011 | 2,179.90 |
| Ecuador | 3,594 | 4,694 | 10,875 | 9,921 | 3,025.88 | 2,113.50 | 4,786 | 9,296 | 1,942.26 |
| Peru | 58,899 | 80,467 | 114,431 | 136,591 | 1,942.84 | 1,697.47 | 5,216 | 11,067 | 2,121.77 |
| Brazil | 46,016 | 58,233 | 99,561 | 123,023 | 2,163.61 | 2,112.59 | 4,920 | 9,977 | 2,027.87 |
| E. Europe | 42,428 | 54,014 | 85,653 | 107,460 | 2,018.77 | 1,989.49 | 613 | 1,605 | 2,618.08 |
| EC | 8,565 | 10,652 | 24,046 | 26,466 | 2,807.42 | 2,484.57 | 2,745 | 5,558 | 2,024.65 |
| United Kingdom | 19,682 | 24,724 | 30,625 | 40,697 | 1,556.00 | 1,646.06 | 143 | 327 | 2,285.54 |
| Netherlands | 2,800 | 2,985 | 6,562 | 7,012 | 2,343.52 | 2,349.08 | 745 | 1,006 | 1,630.79 |
| France | 6,086 | 7,194 | 13,324 | 13,981 | 2,189.34 | 1,943.49 | 296 | 1,090 | 3,682.64 |
| Fed Rep Germany | 3,588 | 4,219 | 13,908 | 15,562 | 3,876.27 | 3,688.58 | 241 | 926 | 3,841.33 |
| Other E. Europe | 2,104 | 2,840 | 9,243 | 11,767 | 4,393.22 | 4,143.40 | 1,967 | 5,150 | 2,719.92 |
| Switzerland | 18,468 | 35,189 | 64,893 | 88,702 | 3,513.79 | 2,520.72 | 189 | 657 | 3,475.89 |
| Asia | 2,814 | 1,878 | 14,025 | 7,467 | 4,983.86 | 3,975.84 | 1748 | 4,545 | 2,600.07 |
| China (mainland) | 15,037 | 32,558 | 88,472 | 79,095 | 3,223.53 | 2,429.37 | 704 | 1,439 | 2,043.97 |
| Other E. & S.E. Asia | 7,067 | 11,597 | 16,683 | 23,617 | 2,358.02 | 2,036.50 | 661 | 2,031 | 3,076.07 |
| Malaysia | 2,488 | 13,308 | 7,285 | 31,473 | 2,927.95 | 2,364.98 | 334 | 821 | 2,859.33 |
| Singapore | 5,047 | 6,724 | 23,526 | 22,141 | 4,698.65 | 3,292.77 | 62 | 116 | 1,873.72 |
| Philippines | 5,207 | 4,934 | 9,928 | 8,725 | 1,906.62 | 1,768.33 | 0 | 0 | 0.00 |
| Oceania | 4,586 | 3,921 | 8,415 | 6,799 | 1,834.12 | 1,733.92 | 0 | 5,489 | 1,700.40 |
| Papua New Guinea | 96,033 | 153,752 | 172,724 | 234,933 | 1,798.59 | 1,527.99 | 3,228 | 5,489 | 1,700.40 |
| Africa | 96,033 | 153,752 | 172,724 | 234,933 | 1,798.59 | 1,527.99 | 3,228 | 5,489 | 1,700.40 |
| Sub-Sahara | 60,838 | 119,300 | 117,025 | 183,711 | 1,923.55 | 1,539.91 | 2,312 | 3,662 | 1,583.96 |
| Ivory Coast | | | | | | | | | |

see footnotes at end of table.

Table 9--U.S. agricultural imports: Quantity, value, and unit value by commodity and country, October-August 1981/82 and 1982/83, and August 1993--continued

| Commodity and Country | October-August | | | | | | August 1993 | | |
|------------------------------------|----------------|---------|--------------------|---------|-----------------|-----------|-------------|--------------------|-----------------|
| | Quantity | | Value (1,000 dol.) | | Unit value (\$) | | Quantity | Value (1,000 dol.) | Unit value (\$) |
| | 1981/82 | 1982/83 | 1981/82 | 1982/83 | 1981/82 | 1982/83 | | | |
| Cocoa and products (MT): | | | | | | | | | |
| Ghana | 15,011 | 14,279 | 28,176 | 23,554 | 1,877.03 | 1,649.58 | 376 | 528 | 1,403.68 |
| Nigeria | 16,894 | 18,609 | 22,389 | 25,388 | 1,325.24 | 1,364.30 | 330 | 844 | 2,556.52 |
| Developed countries | 54,166 | 69,958 | 121,870 | 150,759 | 2,286.85 | 2,154.99 | 6,279 | 13,259 | 2,117.70 |
| Less devel countries | 263,746 | 368,889 | 509,610 | 618,813 | 1,932.20 | 1,677.50 | 15,816 | 31,329 | 1,980.87 |
| Cent plan countries | 2,945 | 1,969 | 14,397 | 7,798 | 4,888.60 | 3,960.40 | 189 | 657 | 3,478.30 |
| Tea and mate (NA): | | | | | | | | | |
| World | | | 114,165 | 116,154 | (1) | (1) | | 9,241 | (1) |
| Canada | | | 6,784 | 6,691 | (1) | (1) | | 412 | (1) |
| Latin America | | | 12,635 | 17,442 | (1) | (1) | | 1,648 | (1) |
| S. America | | | 12,619 | 17,439 | (1) | (1) | | 1,647 | (1) |
| Brazil | | | 3,635 | 5,240 | (1) | (1) | | 553 | (1) |
| Argentina | | | 8,684 | 11,838 | (1) | (1) | | 1,094 | (1) |
| W. Europe | | | 11,429 | 11,871 | (1) | (1) | | 1,182 | (1) |
| EC | | | 11,274 | 11,659 | (1) | (1) | | 1,182 | (1) |
| United Kingdom | | | 2,645 | 2,424 | (1) | (1) | | 271 | (1) |
| Netherlands | | | 6,345 | 5,792 | (1) | (1) | | 538 | (1) |
| Fed Rep Germany | | | 1,954 | 3,353 | (1) | (1) | | 366 | (1) |
| Asia | | | 62,595 | 58,283 | (1) | (1) | | 4,510 | (1) |
| S. Asia | | | 27,792 | 25,659 | (1) | (1) | | 1,933 | (1) |
| India | | | 7,014 | 3,033 | (1) | (1) | | 794 | (1) |
| Sri Lanka | | | 20,656 | 16,573 | (1) | (1) | | 1,139 | (1) |
| Japan | | | 2,105 | 1,296 | (1) | (1) | | 72 | (1) |
| China (mainland) | | | 9,700 | 9,195 | (1) | (1) | | 740 | (1) |
| China (Taiwan) | | | 4,416 | 4,307 | (1) | (1) | | 322 | (1) |
| Other E. & S.E. Asia | | | 18,411 | 17,627 | (1) | (1) | | 1,398 | (1) |
| Indonesia | | | 17,725 | 16,712 | (1) | (1) | | 1,258 | (1) |
| Africa | | | 20,323 | 20,901 | (1) | (1) | | 1,309 | (1) |
| Sub-Sahara | | | 20,323 | 20,901 | (1) | (1) | | 1,309 | (1) |
| Rwanda | | | 834 | 1,364 | (1) | (1) | | 88 | (1) |
| Kenya | | | 12,994 | 10,889 | (1) | (1) | | 659 | (1) |
| Mozambique | | | 3,289 | 4,304 | (1) | (1) | | 128 | (1) |
| Malawi | | | 1,635 | 2,360 | (1) | (1) | | 286 | (1) |
| Developed countries | | | 20,873 | 20,457 | (1) | (1) | | 1,666 | (1) |
| Less devel countries | | | 83,260 | 85,667 | (1) | (1) | | 6,654 | (1) |
| Cent plan countries | | | 10,033 | 10,030 | (1) | (1) | | 921 | (1) |
| Spices (MT): | | | | | | | | | |
| World | 71,442 | 75,941 | 143,088 | 161,147 | 2,002.86 | 2,122.00 | 4,967 | 12,678 | 2,552.36 |
| Latin America | 19,704 | 24,465 | 22,063 | 27,162 | 1,119.74 | 1,118.24 | 930 | 1,269 | 1,364.33 |
| Mexico | 4,221 | 4,041 | 3,665 | 3,575 | 868.33 | 884.60 | 180 | 138 | 764.31 |
| Caribbean | 795 | 997 | 1,399 | 1,882 | 1,759.84 | 1,887.43 | 158 | 349 | 2,209.16 |
| S. America | 13,929 | 18,906 | 15,702 | 20,952 | 1,127.28 | 1,108.23 | 583 | 755 | 1,295.82 |
| Brazil | 13,332 | 18,605 | 14,970 | 20,300 | 1,122.83 | 1,091.11 | 565 | 678 | 1,200.70 |
| W. Europe | 6,030 | 7,106 | 22,378 | 26,658 | 3,711.04 | 3,751.51 | 533 | 2,528 | 3,993.39 |
| EC | 4,430 | 5,254 | 12,703 | 15,478 | 2,867.45 | 2,945.86 | 403 | 1,200 | 2,978.65 |
| Netherlands | 2,324 | 2,944 | 3,642 | 4,649 | 1,567.31 | 1,579.01 | 255 | 470 | 1,843.24 |
| France | 808 | 698 | 3,868 | 2,747 | 4,561.11 | 3,935.01 | 46 | 125 | 4,245.04 |
| Fed Rep Germany | 258 | 531 | 2,050 | 4,134 | 7,944.75 | 7,784.42 | 35 | 286 | 8,177.43 |
| Greece | 789 | 804 | 1,911 | 1,891 | 2,421.83 | 2,351.73 | 36 | 82 | 2,281.00 |
| Other W. Europe | 1,600 | 1,852 | 9,675 | 11,181 | 6,046.74 | 6,037.06 | 230 | 1,327 | 5,771.39 |
| Switzerland | 71 | 161 | 2,202 | 3,687 | 31,008.93 | 22,902.38 | 11 | 493 | 44,785.91 |
| Spain | 1,407 | 1,460 | 7,326 | 7,251 | 5,206.72 | 4,966.33 | 196 | 811 | 4,138.26 |
| E. Europe | 2,367 | 2,615 | 4,113 | 3,883 | 1,737.75 | 1,484.85 | 157 | 247 | 1,574.87 |
| Albania | 799 | 903 | 2,063 | 1,827 | 2,582.15 | 2,023.58 | 35 | 65 | 1,867.94 |
| Asia | 36,348 | 33,575 | 51,524 | 55,100 | 1,417.53 | 1,641.10 | 2,687 | 4,077 | 1,517.37 |
| W. Asia (Mideast) | 1,779 | 2,494 | 2,719 | 4,448 | 1,528.12 | 1,783.62 | 102 | 180 | 1,781.33 |
| Turkey | 1,358 | 2,233 | 2,205 | 4,033 | 1,624.00 | 1,806.86 | 89 | 148 | 1,679.12 |
| S. Asia | 7,618 | 6,648 | 10,468 | 10,390 | 1,374.12 | 1,562.82 | 447 | 709 | 1,586.53 |
| India | 5,590 | 5,043 | 7,219 | 7,626 | 1,291.34 | 1,512.20 | 381 | 619 | 1,625.27 |
| Pakistan | 1,225 | 545 | 1,525 | 805 | 1,244.64 | 1,476.13 | 13 | 23 | 1,754.46 |
| Sri Lanka | 798 | 1,050 | 1,715 | 1,948 | 2,149.17 | 1,855.82 | 48 | 64 | 1,334.35 |
| Japan | 233 | 399 | 1,581 | 2,544 | 6,785.00 | 6,375.55 | 43 | 275 | 6,385.12 |
| China (mainland) | 1,637 | 3,062 | 1,963 | 4,192 | 1,199.01 | 1,369.04 | 276 | 388 | 1,406.45 |
| Other E. & S.E. Asia | 24,649 | 20,664 | 34,201 | 33,072 | 1,387.52 | 1,600.48 | 1,813 | 2,508 | 1,383.43 |
| Malaysia | 284 | 97 | 1,680 | 3,852 | 5,916.65 | 39,707.45 | 3 | 14 | 4,534.67 |
| Singapore | 411 | 341 | 1,914 | 1,375 | 4,655.82 | 4,032.41 | 9 | 107 | 11,923.78 |
| Indonesia | 23,695 | 19,531 | 29,824 | 26,425 | 1,258.68 | 1,352.95 | 1,731 | 2,279 | 1,316.74 |
| Oceania | 1,132 | 1,382 | 1,478 | 1,962 | 1,305.57 | 1,419.35 | 103 | 98 | 951.76 |
| Africa | 5,270 | 6,269 | 40,445 | 44,950 | 7,674.52 | 7,170.20 | 351 | 4,261 | 12,138.37 |
| W. Africa | 3,607 | 3,790 | 5,830 | 5,333 | 1,616.20 | 1,407.25 | 209 | 247 | 1,182.60 |
| Morocco | 1,281 | 1,443 | 3,335 | 2,315 | 2,603.74 | 1,604.88 | 87 | 104 | 1,193.17 |
| Egypt | 2,314 | 2,329 | 2,371 | 3,009 | 1,024.58 | 1,291.93 | 122 | 143 | 1,175.06 |
| Sub-Sahara | 1,663 | 2,479 | 34,615 | 39,616 | 20,814.83 | 15,980.83 | 142 | 4,013 | 28,263.42 |
| Tanzania | 251 | 0 | 2,471 | 0 | 9,843.56 | .00 | 0 | 0 | .00 |
| Malagasy Rep | 836 | 862 | 28,241 | 33,902 | 13,701.01 | 39,329.77 | 71 | 3,887 | 54,752.07 |
| Comoros | 63 | 95 | 2,610 | 4,013 | 41,424.11 | 42,242.59 | 1 | 47 | 46,875.60 |
| Developed countries | 7,389 | 8,501 | 25,861 | 31,458 | 3,499.95 | 3,700.50 | 827 | 3,065 | 3,706.89 |
| Less devel countries | 60,049 | 61,763 | 111,154 | 121,614 | 1,851.01 | 1,969.05 | 3,787 | 8,977 | 2,421.59 |
| Cent plan countries | 4,004 | 5,677 | 6,076 | 8,075 | 1,517.49 | 1,422.38 | 433 | 635 | 1,467.52 |
| Rubber & allied gums - crude (MT): | | | | | | | | | |
| World | 609,923 | 608,896 | 543,419 | 534,271 | 890.96 | 877.44 | 32,499 | 33,667 | 1,035.94 |
| Asia | 574,550 | 568,721 | 506,805 | 495,317 | 882.09 | 870.93 | 27,051 | 28,128 | 1,039.82 |
| S. Asia | 6,022 | 6,517 | 6,775 | 6,603 | 1,125.11 | 1,013.21 | 352 | 332 | 943.63 |
| Sri Lanka | 5,584 | 5,747 | 6,377 | 5,977 | 1,142.03 | 1,040.07 | 352 | 332 | 943.63 |
| Other E. & S.E. Asia | 565,597 | 560,356 | 497,051 | 487,233 | 878.81 | 869.50 | 26,699 | 27,795 | 1,041.05 |
| Thailand | 34,574 | 48,990 | 29,179 | 41,324 | 843.96 | 843.52 | 2,878 | 1,924 | 926.08 |

See footnotes at end of table.

Table 9--U.S. agricultural imports: Quantity, value, and unit value by commodity and country, October-August 1981/82 and 1982/83, and August 1983--continued

| Commodity and Country | October-August | | | | | | August 1983 | | |
|-----------------------------------|----------------|---------|--------------------|---------|-----------------|------------|-------------|--------------------|-----------------|
| | Quantity | | Value (1,000 dol.) | | Unit value (\$) | | Quantity | Value (1,000 dol.) | Unit value (\$) |
| | 1981/82 | 1982/83 | 1981/82 | 1982/83 | 1981/82 | 1982/83 | | | |
| Rubber & allied gums - crude(MT): | | | | | | | | | |
| Malaysia | 174,780 | 151,551 | 163,818 | 144,053 | 937.28 | 950.52 | 8,231 | 9,715 | 1,180.31 |
| Singapore | 26,190 | 26,057 | 27,476 | 26,701 | 1,049.10 | 1,024.72 | 2,414 | 2,656 | 1,100.18 |
| Indonesia | 326,939 | 331,897 | 273,959 | 273,627 | 837.95 | 824.43 | 13,928 | 13,460 | 966.41 |
| Africa | 34,815 | 39,814 | 36,040 | 38,647 | 1,035.18 | 970.68 | 5,448 | 5,538 | 1,016.55 |
| Sub-Sahara | 34,815 | 39,814 | 36,040 | 38,647 | 1,035.18 | 970.68 | 5,448 | 5,538 | 1,016.55 |
| Liberia | 34,255 | 39,798 | 35,570 | 38,627 | 1,038.39 | 970.58 | 5,448 | 5,538 | 1,016.55 |
| Less devel countries | 609,431 | 607,674 | 542,909 | 533,264 | 890.85 | 877.55 | 32,499 | 33,665 | 1,035.89 |
| Wool, unmg - carpet (MT): | | | | | | | | | |
| World | 11,344 | 10,860 | 31,249 | 26,496 | 2,754.71 | 2,439.81 | 1,190 | 2,778 | 2,334.54 |
| Canada | 104 | 160 | 215 | 295 | 2,071.11 | 1,841.86 | 18 | 16 | 883.11 |
| Latin America | 785 | 872 | 2,088 | 2,321 | 2,660.39 | 2,662.22 | 95 | 264 | 2,774.28 |
| S. America | 785 | 868 | 2,088 | 2,317 | 2,660.39 | 2,669.40 | 95 | 264 | 2,774.28 |
| Argentina | 735 | 828 | 1,974 | 2,234 | 2,686.14 | 2,697.74 | 92 | 259 | 2,819.55 |
| W. Europe | 1,929 | 1,437 | 5,760 | 4,112 | 2,985.82 | 2,861.36 | 81 | 228 | 2,812.62 |
| EC | 1,869 | 1,416 | 5,601 | 4,067 | 2,996.88 | 2,872.42 | 72 | 209 | 2,896.42 |
| United Kingdom | 1,669 | 1,370 | 5,130 | 3,957 | 3,073.88 | 2,888.02 | 72 | 209 | 2,896.42 |
| Asia | 394 | 35 | 668 | 61 | 1,695.03 | 1,738.08 | 0 | 0 | .00 |
| W. Asia (Mideast) | 389 | 35 | 662 | 61 | 1,702.40 | 1,738.08 | 0 | 0 | .00 |
| Oceania | 8,024 | 8,194 | 22,319 | 19,425 | 2,781.59 | 2,370.66 | 994 | 2,267 | 2,280.50 |
| Australia | 175 | 165 | 458 | 422 | 2,619.70 | 2,555.38 | 7 | 18 | 2,507.86 |
| New Zealand | 7,849 | 8,029 | 21,861 | 19,004 | 2,785.20 | 2,366.86 | 987 | 2,249 | 2,278.89 |
| Africa | 108 | 162 | 199 | 282 | 1,839.70 | 1,743.27 | 2 | 4 | 2,002.50 |
| Sub-Sahara | 108 | 162 | 199 | 282 | 1,839.70 | 1,743.27 | 2 | 4 | 2,002.50 |
| Rep S. Africa | 108 | 162 | 199 | 282 | 1,839.70 | 1,743.27 | 2 | 4 | 2,002.50 |
| Developed countries | 10,165 | 9,953 | 28,493 | 24,114 | 2,803.07 | 2,422.79 | 1,095 | 2,515 | 2,296.39 |
| Less devel countries | 1,174 | 907 | 2,751 | 2,382 | 2,342.96 | 2,626.56 | 95 | 264 | 2,774.28 |
| Fibers, excl cotton(MT): | | | | | | | | | |
| World | 56,182 | 49,438 | 32,774 | 24,621 | 563.35 | 498.02 | 4,155 | 2,343 | 564.00 |
| Latin America | 11,367 | 9,704 | 13,685 | 11,595 | 1,203.95 | 1,194.89 | 697 | 816 | 1,177.20 |
| Mexico | 2,443 | 2,391 | 4,980 | 5,732 | 2,038.55 | 2,387.11 | 195 | 418 | 2,141.75 |
| S. America | 8,831 | 7,255 | 8,637 | 5,829 | 978.02 | 803.50 | 502 | 399 | 794.19 |
| Ecuador | 8,083 | 6,209 | 8,402 | 5,432 | 1,039.46 | 874.66 | 502 | 399 | 794.19 |
| Brazil | 745 | 1,046 | 234 | 397 | 316.01 | 379.94 | 0 | 0 | .00 |
| W. Europe | 988 | 1,098 | 1,319 | 1,338 | 1,334.65 | 1,219.02 | 176 | 197 | 1,120.23 |
| EC | 963 | 1,079 | 1,296 | 1,310 | 1,345.63 | 1,213.95 | 176 | 197 | 1,120.23 |
| Belgium-Luxembourg | 904 | 909 | 1,225 | 1,065 | 1,355.30 | 1,171.61 | 101 | 119 | 1,177.70 |
| Asia | 40,895 | 36,454 | 16,568 | 10,763 | 405.14 | 295.24 | 3,179 | 1,269 | 399.22 |
| S. Asia | 20,519 | 24,316 | 4,364 | 3,307 | 212.67 | 136.02 | 1,365 | 279 | 204.24 |
| India | 2,215 | 2,428 | 268 | 274 | 121.04 | 112.99 | 339 | 36 | 105.89 |
| Bangladesh | 6,944 | 13,355 | 1,682 | 1,297 | 242.20 | 97.09 | 248 | 38 | 155.74 |
| Sri Lanka | 11,360 | 8,370 | 2,414 | 1,686 | 212.49 | 201.41 | 778 | 204 | 262.75 |
| Other E. & S.E. Asia | 19,987 | 11,900 | 12,048 | 7,353 | 602.81 | 617.87 | 1,814 | 990 | 545.74 |
| Thailand | 4,274 | 2,273 | 1,833 | 1,301 | 428.95 | 572.19 | 280 | 165 | 588.20 |
| Philippines | 15,416 | 9,438 | 10,164 | 6,019 | 659.31 | 637.74 | 1,418 | 815 | 574.98 |
| Africa | 2,911 | 2,176 | 1,178 | 919 | 404.62 | 422.46 | 103 | 60 | 587.09 |
| N. Africa | 1,900 | 1,351 | 552 | 427 | 290.42 | 315.75 | 0 | 0 | .00 |
| Egypt | 1,900 | 1,351 | 552 | 427 | 290.42 | 315.75 | 0 | 0 | .00 |
| Sub-Sahara | 1,011 | 825 | 626 | 493 | 619.24 | 597.21 | 103 | 60 | 587.09 |
| Kenya | 675 | 605 | 384 | 336 | 568.51 | 555.88 | 61 | 31 | 514.95 |
| Developed countries | 6,999 | 1,124 | 1,330 | 1,358 | 1,331.75 | 1,208.18 | 194 | 208 | 1,071.21 |
| Less devel countries | 55,145 | 48,313 | 31,357 | 23,258 | 568.63 | 481.41 | 3,961 | 2,136 | 539.16 |
| Essential oils(MT): | | | | | | | | | |
| World | 6,375 | 8,940 | 73,914 | 82,357 | 11,594.34 | 9,212.23 | 621 | 9,391 | 15,121.82 |
| Latin America | 2,903 | 5,294 | 22,322 | 27,255 | 7,689.36 | 5,148.35 | 259 | 3,068 | 11,845.69 |
| Mexico | 78 | 289 | 3,755 | 8,443 | 48,138.70 | 29,215.17 | 68 | 1,363 | 20,039.13 |
| Central America | 93 | 108 | 784 | 1,070 | 8,428.00 | 9,909.90 | 12 | 201 | 16,728.50 |
| Caribbean | 181 | 237 | 4,061 | 5,435 | 22,437.66 | 22,931.98 | 23 | 556 | 24,159.61 |
| Jamaica | 31 | 54 | 561 | 1,276 | 18,105.81 | 23,636.13 | 2 | 69 | 34,387.00 |
| Haiti | 106 | 165 | 2,826 | 3,769 | 26,663.89 | 22,839.53 | 18 | 420 | 23,345.05 |
| S. America | 2,551 | 4,660 | 13,722 | 12,307 | 5,379.22 | 2,640.99 | 156 | 949 | 6,083.07 |
| Peru | 50 | 75 | 1,231 | 1,388 | 24,620.08 | 18,510.59 | 4 | 108 | 27,009.00 |
| Brazil | 2,029 | 3,938 | 5,696 | 4,472 | 2,807.45 | 1,135.53 | 117 | 496 | 4,241.18 |
| Paraguay | 168 | 120 | 2,033 | 923 | 12,099.23 | 7,687.67 | 10 | 100 | 10,022.40 |
| Argentina | 304 | 525 | 4,762 | 5,513 | 15,665.74 | 10,500.61 | 25 | 244 | 9,779.24 |
| W. Europe | 848 | 1,065 | 20,540 | 21,028 | 24,221.76 | 19,744.46 | 125 | 3,212 | 25,695.19 |
| EC | 674 | 846 | 17,999 | 17,404 | 26,704.26 | 20,572.52 | 101 | 2,845 | 29,165.31 |
| United Kingdom | 36 | 42 | 1,036 | 936 | 28,767.75 | 22,284.43 | 4 | 89 | 22,336.75 |
| Netherlands | 15 | 32 | 845 | 1,439 | 56,343.07 | 44,961.88 | 8 | 166 | 23,197.63 |
| France | 510 | 646 | 13,158 | 12,151 | 25,799.24 | 18,809.49 | 65 | 2,059 | 31,674.03 |
| Italy | 105 | 95 | 2,617 | 2,356 | 24,928.42 | 24,797.87 | 22 | 438 | 19,928.82 |
| Other W. Europe | 174 | 219 | 2,541 | 3,623 | 14,605.62 | 16,545.66 | 24 | 367 | 15,100.13 |
| Switzerland | 15 | 17 | 780 | 1,407 | 51,981.47 | 82,757.12 | 3 | 149 | 49,821.00 |
| Spain | 116 | 164 | 1,418 | 1,860 | 12,225.03 | 11,341.35 | 21 | 217 | 10,349.19 |
| E. Europe | 18 | 8 | 1,485 | 807 | 82,490.22 | 100,882.00 | 0 | 0 | .00 |
| Bulgaria | 1 | 0 | 1,002 | 562 | 100,213.00 | .00 | 0 | 0 | .00 |
| Asia | 2,423 | 2,380 | 26,648 | 30,675 | 10,997.98 | 12,888.50 | 229 | 2,734 | 11,939.16 |
| S. Asia | 75 | 102 | 1,592 | 2,296 | 21,225.87 | 22,509.65 | 13 | 390 | 30,020.69 |
| India | 23 | 47 | 1,295 | 1,936 | 56,287.91 | 41,188.30 | 10 | 368 | 36,826.90 |
| Japan | 32 | 38 | 2,815 | 2,707 | 87,972.06 | 71,229.34 | 0 | 0 | .00 |
| China (mainland) | 1,291 | 1,042 | 10,337 | 10,537 | 8,007.34 | 10,112.38 | 126 | 1,012 | 8,030.51 |
| China (Taiwan) | 150 | 155 | 870 | 895 | 5,401.69 | 5,776.01 | 16 | 65 | 4,081.13 |
| Other E. & S.E. Asia | 842 | 931 | 10,927 | 13,749 | 12,977.19 | 14,768.14 | 71 | 1,143 | 16,104.53 |
| Indonesia | 809 | 885 | 10,538 | 13,302 | 13,025.47 | 15,030.18 | 57 | 1,054 | 18,490.28 |
| Africa | 139 | 129 | 2,314 | 1,802 | 16,648.47 | 13,970.60 | 4 | 268 | 66,876.25 |
| N. Africa | 23 | 21 | 1,049 | 955 | 45,619.96 | 45,457.62 | 3 | 228 | 76,127.00 |

See footnotes at end of table.

Table 9--U.S. agricultural imports: Quantity, value, and unit value by commodity and country, October-August 1981/82 and 1982/83, and August 1983--continued

| Commodity and Country | October-August | | | | | | August 1983 | | |
|-----------------------------|----------------|---------|--------------------|------------|-----------------|------------|-------------|--------------------|-----------------|
| | Quantity | | Value (1,000 dol.) | | Unit value (\$) | | Quantity | Value (1,000 dol.) | Unit value (\$) |
| | 1981/82 | 1982/83 | 1981/82 | 1982/83 | 1981/82 | 1982/83 | | | |
| Essential oils(MT): | | | | | | | | | |
| Egypt | 15 | 8 | 789 | 634 | 52,626.53 | 79,222.88 | 1 | 122 | 122,329.00 |
| Sub-Sahara | 116 | 108 | 1,265 | 948 | 10,904.13 | 7,848.12 | 1 | 39 | 39,124.00 |
| Developed countries | 1,010 | 1,339 | 24,390 | 25,118 | 24,148.75 | 18,758.61 | 132 | 3,397 | 25,735.60 |
| Less devel countries | 4,056 | 6,551 | 37,665 | 45,843 | 9,286.31 | 6,997.80 | 363 | 4,961 | 13,668.02 |
| Cent plan countries | 1,309 | 1,050 | 11,858 | 11,397 | 9,059.13 | 10,854.22 | 126 | 1,032 | 8,190.94 |
| Drugs - crude natural(MT): | | | | | | | | | |
| World | 43,832 | 35,752 | 136,397 | 148,591 | 3,111.82 | 4,156.16 | 2,813 | 15,693 | 5,578.73 |
| Canada | 1,226 | 1,723 | 1,179 | 1,617 | 961.87 | 938.21 | 137 | 154 | 1,127.62 |
| Latin America | 1,851 | 1,452 | 4,194 | 2,716 | 2,238.90 | 1,670.19 | 183 | 221 | 1,206.39 |
| S. America | 1,314 | 784 | 3,648 | 1,657 | 2,775.98 | 2,117.56 | 101 | 155 | 1,530.11 |
| Argentina | 562 | 222 | 1,634 | 744 | 2,906.90 | 3,352.50 | 33 | 101 | 3,074.97 |
| W. Europe | 10,876 | 18,563 | 63,868 | 74,290 | 5,872.36 | 5,101.30 | 1,499 | 8,987 | 5,995.18 |
| EC | 10,391 | 13,582 | 62,398 | 70,956 | 6,004.98 | 5,224.26 | 1,442 | 8,599 | 5,962.93 |
| Denmark | 5,298 | 5,793 | 36,876 | 32,953 | 6,950.83 | 5,688.34 | 749 | 4,639 | 6,193.23 |
| United Kingdom | 534 | 1,013 | 4,326 | 5,202 | 8,100.70 | 5,135.59 | 133 | 470 | 3,534.33 |
| Ireland | 13 | 28 | 1,155 | 5,477 | 88,884.15 | 19,613.28 | 3 | 711 | 236,961.00 |
| Netherlands | 1,206 | 2,262 | 5,458 | 9,034 | 4,525.93 | 3,994.02 | 224 | 1,173 | 5,237.65 |
| Belgium-Luxembourg | 510 | 1,183 | 2,038 | 3,500 | 3,996.19 | 2,958.18 | 97 | 286 | 2,949.16 |
| France | 1,488 | 2,399 | 3,310 | 4,757 | 2,224.34 | 1,962.89 | 219 | 374 | 1,709.32 |
| Fed Rep Germany | 1,309 | 871 | 8,802 | 9,147 | 6,724.04 | 10,501.47 | 15 | 890 | 59,115.67 |
| Other W. Europe | 485 | 981 | 1,470 | 3,334 | 3,030.94 | 3,398.97 | 57 | 388 | 6,811.10 |
| Switzerland | 374 | 775 | 924 | 1,778 | 2,471.36 | 2,294.73 | 57 | 242 | 4,283.54 |
| Asia | 29,290 | 16,840 | 52,070 | 54,403 | 1,777.74 | 3,230.58 | 868 | 4,186 | 4,822.48 |
| W. Asia (Mideast) | 3,828 | 5,329 | 7,039 | 11,691 | 1,840.71 | 2,193.77 | 487 | 1,883 | 3,866.94 |
| Turkey | 2,150 | 3,571 | 2,323 | 6,048 | 1,080.60 | 1,693.52 | 102 | 691 | 6,770.20 |
| Iran | 545 | 1,106 | 1,496 | 2,689 | 2,744.89 | 2,431.58 | 126 | 359 | 2,845.71 |
| Israel | 428 | 413 | 2,070 | 2,233 | 4,835.52 | 5,407.12 | 20 | 115 | 5,726.05 |
| S. Asia | 13,946 | 8,876 | 21,198 | 25,495 | 1,520.01 | 2,872.31 | 238 | 865 | 3,635.23 |
| Afghanistan | 7,859 | 4,452 | 4,781 | 2,865 | 608.34 | 643.46 | 0 | 0 | .00 |
| India | 3,513 | 2,847 | 14,053 | 21,585 | 4,000.32 | 7,581.76 | 238 | 865 | 3,635.23 |
| Pakistan | 2,573 | 1,575 | 2,333 | 1,005 | 906.84 | 638.20 | 0 | 0 | .00 |
| Japan | 250 | 324 | 6,485 | 5,662 | 25,940.38 | 17,874.51 | 19 | 465 | 24,465.84 |
| China (mainland) | 10,962 | 1,792 | 11,329 | 5,840 | 1,033.45 | 3,259.13 | 72 | 438 | 6,087.67 |
| China (Taiwan) | 22 | 237 | 910 | 1,987 | 41,370.86 | 8,384.86 | 4 | 19 | 4,650.00 |
| Other E. & S.E. Asia | 286 | 282 | 5,109 | 3,728 | 17,864.41 | 13,221.27 | 48 | 516 | 10,745.21 |
| Rep of Korea | 74 | 69 | 4,032 | 2,498 | 54,493.05 | 36,207.93 | 4 | 442 | 110,611.00 |
| Oceania | 247 | 229 | 1,755 | 2,825 | 7,104.83 | 12,334.98 | 34 | 230 | 6,773.44 |
| Australia | 42 | 12 | 1,363 | 2,050 | 32,462.88 | 170,794.42 | 1 | 201 | 200,525.00 |
| Africa | 261 | 439 | 13,200 | 12,347 | 50,572.89 | 28,125.24 | 54 | 1,489 | 34,985.65 |
| Sub-Sahara | 257 | 439 | 13,098 | 12,334 | 50,965.13 | 28,095.23 | 54 | 1,489 | 34,985.65 |
| Kenya | 147 | 131 | 10,679 | 8,311 | 72,647.11 | 63,442.01 | 36 | 1,408 | 39,111.58 |
| Tanzania | 30 | 198 | 1,091 | 2,010 | 36,359.00 | 10,153.59 | 2 | 72 | 36,083.00 |
| Developed countries | 13,064 | 17,275 | 75,778 | 86,644 | 5,800.48 | 5,015.57 | 1,712 | 10,009 | 5,846.32 |
| Less devel countries | 19,725 | 16,179 | 49,110 | 55,713 | 2,489.71 | 3,443.52 | 991 | 5,220 | 5,267.66 |
| Cent plan countries | 11,043 | 2,299 | 11,510 | 6,234 | 1,042.31 | 2,713.00 | 110 | 464 | 4,216.47 |
| Competitive ag imports(MA): | | | | | | | | | |
| World | -- | -- | 9,351,121 | 10,029,011 | (1) | (1) | -- | 1,000,570 | (1) |
| Canada | -- | -- | 1,159,542 | 1,345,775 | (1) | (1) | -- | 118,926 | (1) |
| Latin America | -- | -- | 2,651,042 | 2,842,172 | (1) | (1) | -- | 310,486 | (1) |
| Mexico | -- | -- | 785,571 | 886,821 | (1) | (1) | -- | 73,833 | (1) |
| Central America | -- | -- | 336,147 | 375,834 | (1) | (1) | -- | 37,013 | (1) |
| Caribbean | -- | -- | 247,838 | 263,801 | (1) | (1) | -- | 22,711 | (1) |
| Dominican Republic | -- | -- | 220,959 | 235,358 | (1) | (1) | -- | 18,831 | (1) |
| S. America | -- | -- | 1,281,486 | 1,295,716 | (1) | (1) | -- | 177,129 | (1) |
| Colombia | -- | -- | 131,306 | 138,658 | (1) | (1) | -- | 10,767 | (1) |
| Chile | -- | -- | 95,024 | 122,013 | (1) | (1) | -- | 3,724 | (1) |
| Brazil | -- | -- | 699,127 | 792,668 | (1) | (1) | -- | 132,895 | (1) |
| Argentina | -- | -- | 257,612 | 214,325 | (1) | (1) | -- | 28,293 | (1) |
| W. Europe | -- | -- | 2,380,637 | 2,680,791 | (1) | (1) | -- | 231,619 | (1) |
| EC | -- | -- | 1,926,562 | 2,196,610 | (1) | (1) | -- | 194,106 | (1) |
| Denmark | -- | -- | 306,434 | 334,062 | (1) | (1) | -- | 20,817 | (1) |
| United Kingdom | -- | -- | 92,288 | 101,403 | (1) | (1) | -- | 7,270 | (1) |
| Netherlands | -- | -- | 326,292 | 360,367 | (1) | (1) | -- | 31,932 | (1) |
| France | -- | -- | 367,359 | 427,714 | (1) | (1) | -- | 36,397 | (1) |
| Fed Rep Germany | -- | -- | 276,863 | 347,214 | (1) | (1) | -- | 32,370 | (1) |
| Italy | -- | -- | 402,802 | 440,228 | (1) | (1) | -- | 45,931 | (1) |
| Other W. Europe | -- | -- | 454,076 | 484,181 | (1) | (1) | -- | 37,513 | (1) |
| Spain | -- | -- | 208,738 | 213,054 | (1) | (1) | -- | 16,715 | (1) |
| E. Europe | -- | -- | 205,774 | 244,346 | (1) | (1) | -- | 15,088 | (1) |
| Asia | -- | -- | 1,360,270 | 1,422,928 | (1) | (1) | -- | 164,131 | (1) |
| W. Asia (Mideast) | -- | -- | 209,260 | 256,459 | (1) | (1) | -- | 20,870 | (1) |
| Turkey | -- | -- | 138,196 | 176,188 | (1) | (1) | -- | 15,309 | (1) |
| Japan | -- | -- | 103,051 | 121,738 | (1) | (1) | -- | 14,152 | (1) |
| China (mainland) | -- | -- | 99,082 | 102,477 | (1) | (1) | -- | 11,371 | (1) |
| China (Taiwan) | -- | -- | 352,634 | 142,137 | (1) | (1) | -- | 13,262 | (1) |
| Other E. & S.E. Asia | -- | -- | 733,017 | 716,437 | (1) | (1) | -- | 93,778 | (1) |
| Thailand | -- | -- | 212,708 | 115,443 | (1) | (1) | -- | 17,975 | (1) |
| Philippines | -- | -- | 336,950 | 370,438 | (1) | (1) | -- | 38,440 | (1) |
| Oceania | -- | -- | 1,352,413 | 1,273,726 | (1) | (1) | -- | 132,794 | (1) |
| Australia | -- | -- | 807,379 | 714,888 | (1) | (1) | -- | 73,810 | (1) |
| New Zealand | -- | -- | 544,539 | 537,550 | (1) | (1) | -- | 56,745 | (1) |
| Africa | -- | -- | 232,039 | 211,051 | (1) | (1) | -- | 26,284 | (1) |
| Sub-Sahara | -- | -- | 223,852 | 203,083 | (1) | (1) | -- | 25,276 | (1) |
| Developed countries | -- | -- | 5,053,624 | 5,510,169 | (1) | (1) | -- | 504,327 | (1) |
| Less devel countries | -- | -- | 3,979,612 | 4,162,497 | (1) | (1) | -- | 458,617 | (1) |
| Cent plan countries | -- | -- | 317,885 | 356,345 | (1) | (1) | -- | 27,626 | (1) |

See footnotes at end of table.

Table 9--U.S. agricultural imports: Quantity, value, and unit value by commodity and country, October-August 1981/82 and 1982/83, and August 1983--continued

| Commodity and Country | October-August | | | | | | August 1983 | | |
|---|----------------|---------|--------------------|-----------|-----------------|-----------|-------------|--------------------|-----------------|
| | Quantity | | Value (1,000 dol.) | | Unit value (\$) | | Quantity | Value (1,000 dol.) | Unit value (\$) |
| | 1981/82 | 1982/83 | 1981/82 | 1982/83 | 1981/82 | 1982/83 | | | |
| Cattle (NO): | | | | | | | | | |
| World | 729,803 | 994,452 | 222,998 | 319,792 | 305.56 | 321.58 | 81,733 | 26,688 | 326.52 |
| Canada | 423,736 | 409,053 | 154,744 | 184,936 | 365.19 | 452.11 | 18,386 | 8,584 | 466.88 |
| Latin America | 306,015 | 585,279 | 68,184 | 134,390 | 222.81 | 229.62 | 63,347 | 18,103 | 285.78 |
| Mexico | 305,797 | 585,279 | 67,912 | 134,390 | 222.08 | 229.62 | 63,347 | 18,103 | 285.78 |
| Developed countries | 423,788 | 409,173 | 154,814 | 185,402 | 365.31 | 453.11 | 18,386 | 8,584 | 466.88 |
| Less devel countries | 306,015 | 585,279 | 66,184 | 134,390 | 222.81 | 229.62 | 63,347 | 18,103 | 285.78 |
| Horses and mules (NO): | | | | | | | | | |
| World | 13,664 | 14,256 | 110,101 | 139,039 | 8,057.77 | 9,752.99 | 1,331 | 10,666 | 8,013.86 |
| Canada | 9,437 | 9,245 | 40,308 | 44,350 | 4,271.27 | 4,797.18 | 1,128 | 4,645 | 4,117.92 |
| Latin America | 1,139 | 1,919 | 11,208 | 13,447 | 9,840.17 | 7,007.36 | 73 | 618 | 8,468.16 |
| Caribbean | 22 | 57 | 250 | 2,376 | 11,367.04 | 41,676.12 | 10 | 76 | 7,600.00 |
| Dominican Republic | 14 | 36 | 127 | 2,206 | 9,037.50 | 61,264.97 | 10 | 76 | 7,600.00 |
| S. America | 773 | 869 | 9,458 | 9,626 | 12,234.86 | 11,076.65 | 39 | 517 | 13,256.41 |
| Chile | 25 | 57 | 2,223 | 2,067 | 88,920.00 | 36,266.93 | 3 | 134 | 44,666.67 |
| Argentina | 540 | 651 | 5,841 | 4,898 | 10,816.57 | 7,524.04 | 18 | 65 | 3,583.33 |
| E. Europe | 2,538 | 2,497 | 49,897 | 70,655 | 19,659.85 | 28,295.87 | 90 | 4,163 | 46,255.00 |
| EC | 2,395 | 2,248 | 47,537 | 67,926 | 19,848.55 | 30,216.40 | 81 | 4,033 | 49,790.13 |
| Denmark | 33 | 92 | 427 | 1,575 | 12,952.12 | 17,119.27 | 9 | 54 | 6,031.33 |
| United Kingdom | 628 | 669 | 21,702 | 32,130 | 34,557.36 | 48,027.62 | 23 | 854 | 37,145.26 |
| Ireland | 695 | 280 | 5,474 | 7,878 | 9,315.32 | 28,134.93 | 14 | 731 | 52,214.28 |
| Netherlands | 290 | 313 | 2,719 | 4,004 | 9,375.19 | 12,793.67 | 7 | 74 | 10,623.00 |
| France | 323 | 335 | 12,885 | 17,776 | 39,891.57 | 53,063.18 | 23 | 2,292 | 99,633.52 |
| Fed Rep Germany | 404 | 545 | 2,993 | 4,113 | 7,408.23 | 7,547.60 | 3 | 14 | 4,722.00 |
| Other E. Europe | 143 | 249 | 2,359 | 2,728 | 16,499.47 | 10,957.13 | 9 | 130 | 14,438.78 |
| Sweden | 104 | 141 | 1,510 | 1,990 | 14,515.60 | 14,114.89 | 4 | 120 | 29,887.25 |
| E. Europe | 33 | 25 | 2,443 | 1,683 | 74,042.42 | 67,330.96 | 0 | 0 | .00 |
| Poland | 33 | 22 | 2,443 | 1,635 | 74,042.42 | 74,318.18 | 0 | 0 | .00 |
| USSR, Est, Lat, Lith | 4 | 2 | 1,242 | 11 | 310,500.00 | 5,698.50 | 0 | 0 | .00 |
| USSR | 4 | 2 | 1,242 | 11 | 310,500.00 | 5,698.50 | 0 | 0 | .00 |
| Oceania | 488 | 545 | 3,821 | 7,447 | 7,830.93 | 13,664.14 | 38 | 940 | 24,744.97 |
| New Zealand | 362 | 400 | 3,260 | 6,568 | 9,006.85 | 16,419.47 | 31 | 923 | 29,779.55 |
| Developed countries | 12,469 | 12,298 | 94,800 | 123,427 | 7,602.87 | 10,036.34 | 1,258 | 10,048 | 7,987.50 |
| Less devel countries | 1,158 | 1,931 | 11,616 | 13,917 | 10,030.91 | 7,207.21 | 73 | 618 | 8,468.16 |
| Cent plan countries | 37 | 27 | 3,685 | 1,695 | 99,605.40 | 62,765.59 | 0 | 0 | .00 |
| Swine (NO): | | | | | | | | | |
| World | 193,836 | 419,754 | 26,940 | 56,233 | 138.98 | 133.97 | 42,253 | 4,931 | 116.70 |
| Canada | 193,789 | 419,754 | 26,878 | 56,233 | 138.69 | 133.97 | 42,253 | 4,931 | 116.70 |
| Developed countries | 193,836 | 419,754 | 26,940 | 56,233 | 138.98 | 133.97 | 42,253 | 4,931 | 116.70 |
| Beef and veal--fresh or frozen (MT): | | | | | | | | | |
| World | 524,922 | 537,677 | 1,061,746 | 1,087,677 | 2,022.67 | 2,022.92 | 52,290 | 110,673 | 2,116.53 |
| Canada | 55,028 | 57,551 | 108,433 | 112,498 | 1,970.51 | 1,954.74 | 5,983 | 11,041 | 1,845.33 |
| Latin America | 60,190 | 54,195 | 137,432 | 124,530 | 2,283.30 | 2,297.81 | 3,395 | 7,756 | 2,284.44 |
| Central America | 54,868 | 49,647 | 123,617 | 112,325 | 2,252.99 | 2,262.47 | 2,637 | 5,672 | 2,150.74 |
| Guatemala | 2,041 | 6,268 | 4,722 | 3,258 | 2,313.38 | 2,115.17 | 948 | 1,793 | 1,890.85 |
| Honduras | 14,177 | 14,588 | 31,082 | 32,116 | 2,192.43 | 2,201.52 | 1,409 | 3,147 | 2,233.82 |
| Nicaragua | 8,843 | 12,461 | 20,253 | 28,737 | 2,290.29 | 2,306.13 | 0 | 0 | .00 |
| Costa Rica | 26,479 | 14,221 | 59,897 | 33,360 | 2,262.06 | 2,345.81 | 167 | 451 | 2,699.97 |
| Caribbean | 4,961 | 3,823 | 12,881 | 10,193 | 2,596.48 | 2,666.12 | 580 | 1,590 | 2,740.61 |
| Dominican Republic | 4,324 | 3,690 | 11,343 | 9,878 | 2,623.15 | 2,676.83 | 571 | 1,567 | 2,744.77 |
| Oceania | 408,181 | 422,246 | 813,041 | 843,455 | 1,991.86 | 1,997.54 | 42,893 | 91,841 | 2,141.17 |
| Australia | 262,679 | 265,850 | 520,180 | 523,500 | 1,979.98 | 1,969.15 | 23,982 | 52,139 | 2,174.08 |
| New Zealand | 145,502 | 156,346 | 292,940 | 319,862 | 2,013.31 | 2,045.86 | 18,911 | 39,702 | 2,099.43 |
| Developed countries | 464,732 | 483,432 | 924,315 | 963,054 | 1,988.92 | 1,992.12 | 48,895 | 102,918 | 2,104.87 |
| Less devel countries | 60,190 | 54,245 | 137,432 | 124,623 | 2,283.30 | 2,297.41 | 3,395 | 7,756 | 2,284.44 |
| Wool--raw or frozen (MT): | | | | | | | | | |
| World | 7,637 | 7,230 | 23,716 | 19,207 | 3,105.36 | 2,656.53 | 457 | 1,555 | 3,402.88 |
| Latin America | 23 | 141 | 64 | 412 | 2,802.17 | 2,923.01 | 0 | 0 | .00 |
| Caribbean | 23 | 141 | 64 | 412 | 2,802.17 | 2,923.01 | 0 | 0 | .00 |
| Haiti | 23 | 141 | 64 | 412 | 2,802.17 | 2,923.01 | 0 | 0 | .00 |
| Oceania | 7,606 | 7,043 | 23,632 | 18,680 | 3,107.07 | 2,652.27 | 457 | 1,555 | 3,402.88 |
| Australia | 1,179 | 1,608 | 2,983 | 3,602 | 2,529.90 | 2,240.26 | 97 | 158 | 1,623.98 |
| New Zealand | 6,427 | 5,435 | 20,650 | 15,078 | 3,212.95 | 2,774.16 | 360 | 1,398 | 3,882.19 |
| Developed countries | 7,614 | 7,089 | 23,651 | 18,795 | 3,106.28 | 2,651.22 | 457 | 1,555 | 3,402.88 |
| Less devel countries | 23 | 141 | 64 | 412 | 2,802.17 | 2,923.01 | 0 | 0 | .00 |
| Pork--fresh or frozen (MT): | | | | | | | | | |
| World | 104,979 | 114,712 | 193,831 | 201,751 | 1,846.38 | 1,758.76 | 12,628 | 19,294 | 1,527.86 |
| Canada | 99,276 | 114,091 | 179,440 | 200,116 | 1,807.49 | 1,754.00 | 12,534 | 19,020 | 1,517.45 |
| E. Europe | 5,574 | 429 | 14,031 | 977 | 2,517.30 | 2,277.22 | 53 | 116 | 2,182.06 |
| EC | 5,574 | 0 | 14,031 | 0 | 2,517.30 | .00 | 0 | 0 | .00 |
| Denmark | 5,412 | 0 | 13,624 | 0 | 2,517.28 | .00 | 0 | 0 | .00 |
| Developed countries | 104,979 | 114,712 | 193,828 | 201,751 | 1,846.37 | 1,758.76 | 12,628 | 19,294 | 1,527.86 |
| Beef and veal--prep or pres (MT): | | | | | | | | | |
| World | 49,241 | 68,770 | 151,442 | 182,060 | 3,075.53 | 2,647.37 | 7,089 | 17,224 | 2,429.68 |
| Canada | 17 | 634 | 226 | 2,713 | 13,264.94 | 4,278.60 | 126 | 516 | 4,095.30 |
| Latin America | 46,878 | 66,332 | 142,552 | 173,107 | 3,040.92 | 2,609.70 | 6,929 | 16,561 | 2,390.07 |
| S. America | 46,846 | 66,321 | 142,472 | 173,074 | 3,041.29 | 2,609.64 | 6,926 | 16,553 | 2,389.94 |
| Brazil | 20,027 | 30,103 | 54,251 | 72,544 | 2,708.87 | 2,409.87 | 3,732 | 8,570 | 2,296.46 |
| Uruguay | 1,374 | 1,291 | 3,805 | 3,101 | 2,769.64 | 2,402.16 | 50 | 129 | 2,579.86 |
| Argentina | 25,443 | 34,911 | 84,412 | 97,385 | 3,317.67 | 2,789.53 | 3,144 | 7,853 | 2,497.88 |
| E. Europe | 1,340 | 918 | 5,004 | 3,259 | 3,734.28 | 3,550.03 | 1 | 2 | 1,615.00 |
| EC | 1,332 | 912 | 4,872 | 3,164 | 3,657.33 | 3,468.87 | 1 | 2 | 1,615.00 |
| Denmark | 1,282 | 810 | 4,673 | 2,759 | 3,645.41 | 3,406.23 | 1 | 2 | 1,615.00 |
| Oceania | 978 | 886 | 3,576 | 2,981 | 3,656.65 | 3,364.47 | 33 | 146 | 4,412.12 |
| Australia | 558 | 495 | 2,710 | 2,193 | 4,856.99 | 4,409.26 | 31 | 138 | 4,449.39 |

See footnotes at end of table.

Table 9--D.S. agricultural imports: Quantity, value, and unit value by commodity and country, October-August 1981/82 and 1982/83, and August 1983--continued

| Commodity and Country | October-August | | | | | | August 1983 | | |
|------------------------------------|----------------|---------|--------------------|---------|-----------------|-----------|-------------|--------------------|-----------------|
| | Quantity | | Value (1,000 dol.) | | Unit value (\$) | | Quantity | Value (1,000 dol.) | Unit value (\$) |
| | 1981/82 | 1982/83 | 1981/82 | 1982/83 | 1981/82 | 1982/83 | | | |
| Beef and veal - prep or pres (MT): | | | | | | | | | |
| Developed countries | 2,331 | 2,438 | 8,804 | 8,952 | 3,777.08 | 3,672.06 | 160 | 663 | 4,145.14 |
| Less devel countries | 46,882 | 66,332 | 142,554 | 173,107 | 3,040.69 | 2,609.71 | 6,929 | 16,561 | 2,390.07 |
| Pork - prep or pres (MT): | | | | | | | | | |
| World | 87,352 | 115,368 | 312,940 | 390,465 | 3,582.52 | 3,384.52 | 7,858 | 23,373 | 2,974.39 |
| Canada | 2,821 | 2,682 | 10,468 | 10,592 | 3,710.89 | 3,949.29 | 317 | 1,078 | 3,402.11 |
| W. Europe | 49,334 | 65,203 | 181,010 | 226,019 | 3,669.07 | 3,466.39 | 4,423 | 13,808 | 3,121.90 |
| EC | 49,294 | 65,100 | 180,869 | 225,654 | 3,669.18 | 3,466.27 | 4,423 | 13,805 | 3,121.14 |
| Denmark | 39,161 | 52,447 | 145,195 | 185,273 | 3,707.63 | 3,532.57 | 3,670 | 11,452 | 3,120.40 |
| Netherlands | 8,245 | 3,695 | 29,082 | 31,040 | 3,527.25 | 3,201.65 | 637 | 1,993 | 3,129.36 |
| Belgium-Luxembourg | 1,588 | 2,329 | 5,439 | 7,147 | 3,425.32 | 3,068.51 | 87 | 239 | 2,750.68 |
| E. Europe | 34,558 | 46,929 | 119,168 | 151,927 | 3,448.35 | 3,237.37 | 3,118 | 8,486 | 2,721.66 |
| Czechoslovakia | 1,551 | 3,074 | 5,042 | 3,927 | 3,250.68 | 3,167.57 | 0 | 0 | .00 |
| Hungary | 5,798 | 9,803 | 20,469 | 31,750 | 3,530.38 | 3,238.76 | 627 | 1,800 | 2,871.21 |
| Poland | 11,559 | 24,027 | 42,414 | 81,671 | 3,669.32 | 3,399.12 | 1,513 | 4,331 | 2,862.57 |
| Yugoslavia | 11,692 | 9,052 | 41,641 | 28,043 | 3,561.46 | 3,097.94 | 646 | 1,653 | 2,559.42 |
| Romania | 3,958 | 2,959 | 9,603 | 7,032 | 2,426.20 | 2,376.44 | 332 | 701 | 2,112.70 |
| Developed countries | 52,237 | 67,901 | 191,774 | 236,672 | 3,671.24 | 3,485.55 | 4,740 | 14,887 | 3,140.64 |
| Cent plan countries | 34,558 | 46,929 | 119,168 | 151,927 | 3,448.35 | 3,237.38 | 3,118 | 8,486 | 2,721.66 |
| Poultry meat (MT): | | | | | | | | | |
| World | 691 | 1,329 | 3,760 | 5,439 | 5,441.85 | 4,092.59 | 202 | 614 | 3,038.40 |
| Canada | 552 | 1,040 | 2,056 | 3,115 | 3,724.62 | 2,995.22 | 156 | 407 | 2,611.65 |
| W. Europe | 51 | 64 | 1,383 | 1,593 | 27,120.41 | 24,895.20 | 4 | 88 | 21,906.75 |
| EC | 51 | 58 | 1,383 | 1,557 | 27,120.41 | 26,845.48 | 2 | 74 | 36,958.00 |
| France | 48 | 56 | 1,364 | 1,529 | 28,426.68 | 27,308.52 | 2 | 73 | 36,658.50 |
| Asia | 88 | 225 | 321 | 731 | 3,649.85 | 3,247.72 | 42 | 119 | 2,826.45 |
| W. Asia (Mideast) | 88 | 223 | 319 | 727 | 3,628.60 | 3,257.95 | 41 | 116 | 2,818.05 |
| Israel | 88 | 223 | 319 | 727 | 3,628.60 | 3,257.95 | 41 | 116 | 2,818.05 |
| Developed countries | 691 | 1,327 | 3,758 | 5,435 | 5,439.14 | 4,095.59 | 201 | 611 | 3,037.74 |
| Feathers & down - crude (MT): | | | | | | | | | |
| World | 4,269 | 6,911 | 49,640 | 65,500 | 11,628.01 | 9,474.90 | 995 | 7,327 | 7,363.95 |
| Canada | 669 | 552 | 1,487 | 2,828 | 2,222.55 | 5,122.65 | 45 | 55 | 1,214.24 |
| W. Europe | 1,441 | 3,630 | 19,982 | 32,955 | 13,866.46 | 9,078.59 | 385 | 3,480 | 9,038.36 |
| EC | 1,431 | 3,573 | 19,770 | 32,224 | 13,815.24 | 9,018.87 | 380 | 3,405 | 8,960.22 |
| Denmark | 38 | 32 | 2,113 | 1,791 | 55,613.13 | 55,973.28 | 0 | 0 | .00 |
| United Kingdom | 130 | 134 | 2,623 | 766 | 20,175.01 | 5,714.22 | 0 | 1 | .00 |
| Netherlands | 21 | 224 | 22 | 917 | 1,048.52 | 4,067.03 | 18 | 21 | 1,187.33 |
| France | 613 | 1,652 | 10,671 | 21,963 | 17,407.24 | 13,294.71 | 219 | 2,692 | 12,292.46 |
| Fed Rep Germany | 629 | 1,443 | 4,320 | 6,556 | 6,868.13 | 4,543.60 | 135 | 680 | 5,033.35 |
| Other W. Europe | 10 | 57 | 212 | 731 | 21,196.60 | 12,821.91 | 5 | 75 | 14,977.00 |
| Switzerland | 8 | 202 | 202 | 731 | 25,296.50 | 12,821.91 | 5 | 75 | 14,977.00 |
| E. Europe | 421 | 589 | 8,959 | 6,507 | 21,280.04 | 12,783.78 | 48 | 618 | 12,882.69 |
| Czechoslovakia | 72 | 61 | 1,800 | 995 | 25,004.67 | 16,307.28 | 15 | 242 | 16,100.20 |
| Hungary | 38 | 132 | 879 | 1,998 | 23,132.18 | 15,134.21 | 22 | 256 | 11,635.91 |
| Yugoslavia | 114 | 104 | 4,498 | 1,953 | 39,455.05 | 18,775.24 | 0 | 0 | .00 |
| Romania | 109 | 142 | 1,416 | 980 | 12,988.22 | 6,902.66 | 11 | 121 | 10,988.73 |
| Asia | 1,711 | 2,200 | 17,720 | 21,909 | 10,356.69 | 9,958.53 | 514 | 3,002 | 5,841.26 |
| China (mainland) | 1,392 | 960 | 11,579 | 5,278 | 8,318.49 | 5,497.81 | 324 | 1,978 | 6,103.87 |
| China (Taiwan) | 138 | 378 | 7,908 | 2,825 | 13,826.01 | 7,473.83 | 78 | 335 | 4,298.02 |
| Other E. & S.E. Asia | 173 | 849 | 4,057 | 13,642 | 23,452.93 | 16,068.20 | 111 | 675 | 6,079.61 |
| Thailand | 45 | 330 | 1,376 | 4,271 | 30,571.20 | 12,941.79 | 50 | 259 | 5,167.64 |
| Singapore | 48 | 282 | 1,369 | 7,648 | 41,012.79 | 27,119.06 | 0 | 0 | .00 |
| Hong Kong | 80 | 232 | 711 | 1,700 | 8,883.50 | 7,325.67 | 56 | 397 | 7,082.28 |
| Africa | 25 | 22 | 1,473 | 1,294 | 58,905.80 | 58,796.27 | 3 | 169 | 56,481.33 |
| Sub-Sahara | 25 | 22 | 1,473 | 1,294 | 58,905.80 | 58,796.27 | 3 | 169 | 56,481.33 |
| Rep S. Africa | 25 | 22 | 1,473 | 1,294 | 58,905.80 | 58,796.27 | 3 | 169 | 56,481.33 |
| Developed countries | 2,145 | 4,215 | 23,024 | 37,095 | 10,733.65 | 8,800.82 | 434 | 3,706 | 8,539.28 |
| Less devel countries | 311 | 1,229 | 6,878 | 16,620 | 19,543.60 | 13,522.95 | 189 | 1,025 | 5,423.60 |
| Cent plan countries | 1,813 | 1,469 | 20,538 | 11,785 | 11,328.32 | 8,022.36 | 372 | 2,596 | 6,978.56 |
| Cheese (MT): | | | | | | | | | |
| World | 111,777 | 121,269 | 332,542 | 360,548 | 2,975.05 | 2,973.12 | 9,583 | 27,864 | 2,907.64 |
| Canada | 1,476 | 1,144 | 4,704 | 3,878 | 3,187.19 | 3,389.52 | 77 | 258 | 3,347.83 |
| Latin America | 3,110 | 4,670 | 8,962 | 11,425 | 2,881.75 | 2,446.48 | 392 | 899 | 2,293.75 |
| S. America | 3,069 | 4,636 | 8,785 | 11,270 | 2,862.48 | 2,431.04 | 392 | 899 | 2,293.75 |
| Argentina | 3,033 | 4,636 | 8,672 | 11,270 | 2,859.08 | 2,430.96 | 392 | 899 | 2,293.75 |
| W. Europe | 82,727 | 84,563 | 266,891 | 279,397 | 3,226.17 | 3,304.01 | 6,964 | 22,308 | 3,203.37 |
| EC | 51,774 | 53,616 | 168,051 | 179,950 | 3,245.85 | 3,356.27 | 4,418 | 14,030 | 3,175.56 |
| Denmark | 16,996 | 16,019 | 48,767 | 46,952 | 2,869.30 | 2,931.01 | 1,529 | 4,304 | 2,814.72 |
| United Kingdom | 1,435 | 1,531 | 4,478 | 4,959 | 3,120.64 | 3,238.79 | 85 | 280 | 3,293.54 |
| Netherlands | 6,371 | 5,854 | 19,599 | 17,924 | 3,076.31 | 3,061.82 | 367 | 1,100 | 2,998.60 |
| France | 10,182 | 9,959 | 35,277 | 35,536 | 3,464.67 | 3,568.22 | 828 | 2,843 | 3,433.64 |
| Fed Rep Germany | 7,971 | 10,083 | 22,122 | 28,301 | 2,775.37 | 2,806.83 | 890 | 2,540 | 2,853.86 |
| Italy | 7,014 | 8,228 | 32,735 | 40,633 | 4,667.06 | 4,938.33 | 589 | 2,622 | 4,451.86 |
| Other W. Europe | 30,953 | 30,947 | 98,840 | 99,447 | 3,193.23 | 3,213.47 | 2,546 | 8,279 | 3,251.62 |
| Sweden | 1,343 | 1,183 | 3,383 | 3,043 | 2,518.81 | 2,572.37 | 145 | 378 | 2,610.19 |
| Norway | 6,916 | 6,324 | 27,229 | 24,939 | 3,937.07 | 3,943.61 | 542 | 2,175 | 4,012.42 |
| Finland | 9,874 | 10,663 | 26,806 | 29,001 | 2,714.77 | 2,719.78 | 820 | 2,175 | 2,701.93 |
| Austria | 6,887 | 6,866 | 19,597 | 19,800 | 2,845.52 | 2,883.76 | 524 | 1,544 | 2,947.21 |
| Switzerland | 4,792 | 5,144 | 19,298 | 20,684 | 4,027.08 | 4,021.03 | 448 | 1,767 | 3,944.10 |
| E. Europe | 2,642 | 4,773 | 5,793 | 10,499 | 2,192.66 | 2,199.69 | 235 | 535 | 2,276.05 |
| Romania | 923 | 2,352 | 2,292 | 5,699 | 2,483.21 | 2,423.02 | 0 | 0 | .00 |
| Oceania | 21,420 | 25,121 | 45,205 | 53,318 | 2,110.41 | 2,122.45 | 1,885 | 3,771 | 2,000.49 |
| Australia | 5,298 | 3,856 | 10,563 | 7,059 | 1,993.80 | 1,830.69 | 648 | 1,118 | 1,725.98 |
| New Zealand | 16,122 | 21,265 | 34,642 | 46,259 | 2,148.73 | 2,175.36 | 1,237 | 2,652 | 2,184.29 |
| Developed countries | 105,997 | 111,734 | 317,651 | 338,262 | 2,996.79 | 3,027.39 | 8,926 | 26,337 | 2,950.59 |
| Less devel countries | 3,138 | 4,754 | 9,098 | 11,752 | 2,899.27 | 2,471.93 | 422 | 992 | 2,350.95 |
| Cent plan countries | 2,642 | 4,781 | 5,793 | 10,534 | 2,192.66 | 2,203.23 | 235 | 535 | 2,276.05 |

See footnotes at end of table.

Table 9--U.S. agricultural imports: Quantity, value, and unit value by commodity and country, October-August 1981/82 and 1982/83, and August 1983--continued

| Commodity and Country | October-August | | | | | | August 1983 | | |
|---|----------------|---------|--------------------|---------|-----------------|-----------|-------------|--------------------|-----------------|
| | Quantity | | Value (1,000 dol.) | | Unit value (\$) | | Quantity | Value (1,000 dol.) | Unit value (\$) |
| | 1981/82 | 1982/83 | 1981/82 | 1982/83 | 1981/82 | 1982/83 | | | |
| Casein and mixtures (MT): | | | | | | | | | |
| World | 65,878 | 66,732 | 189,584 | 181,681 | 2,877.80 | 2,722.55 | 5,762 | 14,709 | 2,552.75 |
| Latin America | 1,330 | 619 | 3,278 | 1,525 | 2,464.79 | 2,463.70 | 32 | 83 | 2,603.47 |
| S. America | 1,330 | 619 | 3,278 | 1,525 | 2,464.79 | 2,463.70 | 32 | 83 | 2,603.47 |
| Argentina | 968 | 459 | 2,430 | 1,151 | 2,510.42 | 2,508.02 | 32 | 83 | 2,603.47 |
| W. Europe | 21,724 | 27,969 | 62,836 | 78,449 | 2,892.47 | 2,804.87 | 2,297 | 6,019 | 2,620.48 |
| EC | 20,471 | 27,027 | 59,304 | 76,275 | 2,896.98 | 2,822.17 | 2,215 | 5,816 | 2,625.91 |
| Denmark | 1,313 | 753 | 3,922 | 2,001 | 2,987.43 | 2,657.80 | 190 | 505 | 2,655.68 |
| United Kingdom | 1,427 | 2,019 | 4,047 | 5,633 | 2,836.13 | 2,790.22 | 222 | 592 | 2,667.13 |
| Ireland | 11,899 | 15,337 | 36,059 | 44,896 | 3,030.43 | 2,927.27 | 1,070 | 2,821 | 2,636.76 |
| Netherlands | 1,344 | 2,271 | 3,940 | 6,794 | 2,931.78 | 2,991.59 | 243 | 754 | 3,103.83 |
| France | 8,210 | 5,911 | 10,606 | 15,034 | 2,519.33 | 2,543.31 | 470 | 1,100 | 2,340.29 |
| Fed Rep Germany | 251 | 736 | 652 | 1,917 | 2,599.58 | 2,604.52 | 20 | 44 | 2,209.80 |
| Other W. Europe | 1,253 | 942 | 3,532 | 2,175 | 2,818.78 | 2,308.61 | 82 | 203 | 2,473.88 |
| Norway | 1,219 | 785 | 3,434 | 1,740 | 2,817.31 | 2,216.88 | 58 | 144 | 2,483.31 |
| E. Europe | 773 | 1,545 | 1,780 | 3,125 | 2,302.77 | 2,022.41 | 315 | 541 | 1,717.95 |
| Poland | 773 | 1,545 | 1,780 | 3,125 | 2,302.77 | 2,022.41 | 315 | 541 | 1,717.95 |
| Oceania | 41,779 | 35,193 | 120,988 | 97,629 | 2,895.90 | 2,697.44 | 3,117 | 8,059 | 2,585.49 |
| Australia | 6,166 | 7,353 | 17,441 | 17,736 | 2,828.61 | 2,412.14 | 342 | 810 | 2,369.13 |
| New Zealand | 35,594 | 28,840 | 103,476 | 79,892 | 2,907.12 | 2,770.19 | 2,775 | 7,249 | 2,612.16 |
| Developed countries | 63,494 | 64,207 | 183,768 | 176,204 | 2,894.57 | 2,744.31 | 5,415 | 14,084 | 2,610.01 |
| Less devel countries | 1,362 | 619 | 3,199 | 1,525 | 2,494.86 | 2,463.70 | 32 | 83 | 2,603.47 |
| Cent plan countries | 1,022 | 1,906 | 2,398 | 3,952 | 2,346.29 | 2,073.52 | 315 | 541 | 1,717.95 |
| Fur skins (M): | | | | | | | | | |
| World | -- | -- | 124,475 | 121,589 | (1) | (1) | -- | 2,067 | (1) |
| Canada | -- | -- | 29,133 | 26,784 | (1) | (1) | -- | 120 | (1) |
| Latin America | -- | -- | 1,400 | 496 | (1) | (1) | -- | 137 | (1) |
| S. America | -- | -- | 1,391 | 368 | (1) | (1) | -- | 137 | (1) |
| W. Europe | -- | -- | 78,904 | 80,232 | (1) | (1) | -- | 582 | (1) |
| EC | -- | -- | 41,573 | 34,427 | (1) | (1) | -- | 330 | (1) |
| Denmark | -- | -- | 29,528 | 25,978 | (1) | (1) | -- | 17 | (1) |
| United Kingdom | -- | -- | 3,400 | 2,498 | (1) | (1) | -- | 187 | (1) |
| Netherlands | -- | -- | 1,866 | 2,254 | (1) | (1) | -- | 0 | (1) |
| France | -- | -- | 4,100 | 876 | (1) | (1) | -- | 40 | (1) |
| Fed Rep Germany | -- | -- | 1,610 | 1,629 | (1) | (1) | -- | 76 | (1) |
| Other W. Europe | -- | -- | 37,331 | 45,805 | (1) | (1) | -- | 252 | (1) |
| Sweden | -- | -- | 5,278 | 8,081 | (1) | (1) | -- | 7 | (1) |
| Norway | -- | -- | 7,505 | 7,453 | (1) | (1) | -- | 62 | (1) |
| Finland | -- | -- | 24,432 | 29,937 | (1) | (1) | -- | 182 | (1) |
| E. Europe | -- | -- | 2,664 | 1,232 | (1) | (1) | -- | 36 | (1) |
| German Dem Rep | -- | -- | 1,657 | 700 | (1) | (1) | -- | 0 | (1) |
| USSR, Est, Lat, Lith | -- | -- | 6,752 | 6,828 | (1) | (1) | -- | 980 | (1) |
| USSR | -- | -- | 6,752 | 6,828 | (1) | (1) | -- | 980 | (1) |
| Asia | -- | -- | 2,812 | 4,138 | (1) | (1) | -- | 193 | (1) |
| Japan | -- | -- | 2,234 | 3,381 | (1) | (1) | -- | 0 | (1) |
| Oceania | -- | -- | 2,365 | 1,733 | (1) | (1) | -- | 19 | (1) |
| New Zealand | -- | -- | 2,000 | 1,400 | (1) | (1) | -- | 19 | (1) |
| Developed countries | -- | -- | 112,636 | 112,169 | (1) | (1) | -- | 721 | (1) |
| Less devel countries | -- | -- | 1,704 | 826 | (1) | (1) | -- | 153 | (1) |
| Cent plan countries | -- | -- | 9,835 | 8,594 | (1) | (1) | -- | 1,193 | (1) |
| Wool - unmfng. apparel (MT): | | | | | | | | | |
| World | 27,135 | 23,813 | 107,289 | 88,164 | 3,953.91 | 3,702.34 | 2,179 | 7,905 | 3,627.74 |
| Latin America | 5,875 | 2,098 | 20,637 | 5,503 | 3,001.72 | 2,622.76 | 22 | 58 | 2,635.95 |
| S. America | 5,875 | 2,098 | 20,635 | 5,486 | 3,001.53 | 2,626.29 | 22 | 58 | 2,635.95 |
| Chile | 834 | 237 | 2,233 | 413 | 2,677.48 | 1,740.84 | 0 | 0 | .00 |
| Uruguay | 1,918 | 881 | 6,479 | 2,624 | 3,378.02 | 2,978.00 | 10 | 29 | 2,941.50 |
| Argentina | 3,914 | 479 | 11,430 | 2,170 | 2,920.24 | 2,469.07 | 7 | 16 | 2,255.57 |
| W. Europe | 343 | 254 | 1,849 | 1,585 | 5,389.65 | 6,240.07 | 20 | 69 | 3,454.05 |
| EC | 330 | 235 | 1,812 | 1,519 | 5,491.25 | 6,463.42 | 1 | 3 | 3,006.00 |
| Belgium-Luxembourg | 108 | 117 | 1,114 | 1,107 | 10,310.33 | 9,464.24 | 0 | 0 | .00 |
| Asia | 1,222 | 959 | 10,167 | 7,836 | 8,319.98 | 8,171.34 | 55 | 569 | 10,337.84 |
| S. Asia | 318 | 288 | 2,010 | 1,960 | 6,321.66 | 6,806.36 | 0 | 0 | .00 |
| Afghanistan | 318 | 288 | 2,010 | 1,960 | 6,321.66 | 6,806.36 | 0 | 0 | .00 |
| China (mainland) | 498 | 357 | 4,417 | 4,357 | 8,889.19 | 12,204.47 | 31 | 434 | 14,653.77 |
| Other E. & S.E. Asia | 379 | 274 | 3,620 | 1,477 | 9,551.36 | 5,391.79 | 24 | 114 | 4,763.08 |
| Mongolia | 379 | 264 | 3,620 | 1,290 | 9,551.36 | 4,884.69 | 24 | 114 | 4,763.08 |
| Oceania | 15,153 | 16,351 | 61,457 | 58,763 | 4,055.80 | 3,593.88 | 2,002 | 6,948 | 3,470.51 |
| Australia | 14,433 | 15,384 | 59,028 | 56,050 | 4,089.82 | 3,643.38 | 1,962 | 6,838 | 3,485.33 |
| New Zealand | 684 | 889 | 2,888 | 2,492 | 3,345.73 | 2,802.63 | 40 | 110 | 2,743.35 |
| Africa | 3,302 | 4,085 | 12,554 | 14,325 | 3,802.00 | 3,506.80 | 80 | 261 | 3,265.50 |
| Sub-Sahara | 3,302 | 4,085 | 12,554 | 14,325 | 3,802.00 | 3,506.80 | 80 | 261 | 3,265.50 |
| Rep S. Africa | 3,302 | 4,084 | 12,554 | 14,323 | 3,802.00 | 3,507.20 | 80 | 261 | 3,265.50 |
| Developed countries | 18,958 | 20,664 | 76,029 | 74,501 | 4,010.39 | 3,605.34 | 2,102 | 7,278 | 3,462.55 |
| Less devel countries | 7,256 | 2,515 | 22,908 | 7,916 | 3,157.07 | 3,187.65 | 22 | 58 | 2,635.95 |
| Cent plan countries | 921 | 634 | 8,353 | 5,747 | 9,069.19 | 9,064.47 | 55 | 569 | 10,337.84 |
| Feeds & fodders - ex oilcake (MT): | | | | | | | | | |
| World | 575,369 | 710,262 | 89,109 | 101,848 | 154.87 | 143.39 | 66,534 | 10,348 | 155.53 |
| Canada | 489,274 | 572,387 | 66,045 | 73,850 | 135.26 | 129.02 | 52,895 | 7,125 | 134.70 |
| Latin America | 37,924 | 51,674 | 4,501 | 5,796 | 118.67 | 112.17 | 7,678 | 777 | 101.25 |
| Caribbean | 25,738 | 32,566 | 2,934 | 3,865 | 113.99 | 118.68 | 3,753 | 428 | 114.10 |
| Haiti | 22,464 | 27,657 | 2,475 | 3,080 | 110.20 | 111.37 | 3,297 | 355 | 107.64 |
| S. America | 12,181 | 19,025 | 1,559 | 1,899 | 128.00 | 99.81 | 3,925 | 346 | 88.21 |
| Chile | 11,060 | 17,208 | 1,327 | 1,643 | 120.00 | 95.48 | 3,925 | 346 | 88.21 |
| W. Europe | 32,344 | 77,984 | 14,262 | 18,652 | 440.95 | 239.17 | 5,380 | 2,097 | 389.75 |
| EC | 32,083 | 74,254 | 14,075 | 17,678 | 438.70 | 238.07 | 5,363 | 2,003 | 373.56 |

See footnotes at end of table.

Table 9--U.S. agricultural imports: Quantity, value, and unit value by commodity and country, October-August 1981/82 and 1982/83, and August 1983--continued

| Commodity and Country | October-August | | | | | | August 1983 | | |
|--|----------------|---------|--------------------|----------|-----------------|----------|-------------|--------------------|-----------------|
| | Quantity | | Value (1,000 dol.) | | Unit value (\$) | | Quantity | Value (1,000 dol.) | Unit value (\$) |
| | 1981/82 | 1982/83 | 1981/82 | 1982/83 | 1981/82 | 1982/83 | | | |
| Feeds & fodders - ex oilcake(MT): | | | | | | | | | |
| United Kingdom | | | | | | | | | |
| Ireland | 499 | 809 | 755 | 1,113 | 1,512.13 | 1,375.18 | 79 | 113 | 1,428.32 |
| Netherlands | 3,771 | 16,004 | 9,455 | 7,274 | 1,181.25 | 454.49 | 1,188 | 1,195 | 1,006.25 |
| Fed Rep Germany | 4,006 | 31,890 | 2,561 | 2,378 | 639.25 | 74.57 | 4,011 | 61 | 20.21 |
| Italy | 1,356 | 2,471 | 5,281 | 6,236 | 3,894.77 | 2,523.78 | 71 | 557 | 7,886.82 |
| Asia | 22,350 | 22,672 | 955 | 481 | 42.72 | 21.21 | 0 | 0 | 0.00 |
| Oceania | 2,235 | 1,904 | 825 | 1,127 | 369.27 | 592.10 | 333 | 113 | 339.14 |
| New Zealand | 2,007 | 1,960 | 1,822 | 1,760 | 907.88 | 897.91 | 248 | 236 | 951.74 |
| Africa | 1,769 | 1,538 | 1,627 | 1,425 | 909.22 | 926.54 | 248 | 236 | 951.74 |
| Sub-Sahara | 12,566 | 4,352 | 1,633 | 662 | 129.92 | 152.10 | 0 | 0 | 0.00 |
| Nigeria | 12,566 | 4,350 | 1,633 | 661 | 129.92 | 151.90 | 0 | 0 | 0.00 |
| Developed countries | 8,021 | 3,629 | 1,046 | 463 | 130.44 | 127.57 | 0 | 0 | 0.00 |
| Less devel countries | 527,141 | 654,426 | 82,980 | 95,113 | 157.41 | 145.34 | 0 | 0 | 0.00 |
| World | 48,168 | 55,818 | 6,078 | 6,722 | 126.18 | 120.43 | 58,833 | 9,536 | 162.08 |
| 7,701 | | | | | | | 813 | | 105.53 |
| Canada | 828,921 | 911,780 | 471,289 | 539,557 | 568.56 | 591.76 | 59,995 | 45,386 | 756.48 |
| Latin America | 50,747 | 50,573 | 38,436 | 32,326 | 757.41 | 639.20 | 4,693 | 4,778 | 1,018.09 |
| Mexico | 501,221 | 531,542 | 215,933 | 243,010 | 430.81 | 457.18 | 24,330 | 17,551 | 721.37 |
| Central America | 340,924 | 304,134 | 119,252 | 113,224 | 349.79 | 372.28 | 19,169 | 15,448 | 805.89 |
| Honduras | 37,262 | 42,052 | 8,242 | 9,932 | 221.19 | 236.19 | 1,900 | 446 | 234.81 |
| Caribbean | 29,682 | 31,863 | 5,649 | 6,612 | 190.31 | 207.50 | 1,406 | 256 | 182.16 |
| S. America | 15,528 | 22,521 | 6,162 | 8,557 | 396.82 | 379.98 | 1,655 | 566 | 381.89 |
| Chile | 107,507 | 162,835 | 82,276 | 111,296 | 765.31 | 681.49 | 1,606 | 1,091 | 679.21 |
| E. Europe | 100,736 | 150,034 | 77,197 | 102,363 | 766.33 | 682.27 | 541 | 252 | 466.39 |
| EC | 8,123 | 15,626 | 11,847 | 24,091 | 1,161.28 | 994.12 | 1,295 | 1,448 | 1,118.45 |
| France | 2,608 | 8,600 | 3,204 | 7,125 | 1,458.47 | 1,134.67 | 556 | 859 | 1,545.29 |
| Other W. Europe | 12,622 | 13,528 | 7,125 | 1,228.67 | 828.52 | 831.77 | 181 | 343 | 1,895.71 |
| Spain | 11,435 | 12,249 | 10,468 | 9,070 | 915.40 | 740.51 | 739 | 589 | 797.31 |
| Asia | 208,920 | 240,197 | 156,781 | 185,566 | 750.43 | 740.51 | 636 | 413 | 648.99 |
| E. Asia (Mideast) | 9,557 | 17,061 | 12,121 | 24,205 | 1,265.26 | 1,418.71 | 26,039 | 18,374 | 705.64 |
| Turkey | 2,075 | 5,702 | 5,335 | 10,465 | 2,571.25 | 1,418.71 | 463 | 639 | 1,380.48 |
| Iran | 438 | 4,099 | 727 | 6,039 | 1,442.17 | 1,101.58 | 186 | 400 | 2,149.64 |
| Japan | 16,445 | 19,201 | 18,783 | 21,151 | 1,658.84 | 1,473.32 | 0 | 0 | 0.00 |
| China (mainland) | 4,279 | 5,950 | 4,642 | 6,049 | 1,142.17 | 1,101.58 | 1,753 | 1,918 | 1,094.04 |
| China (Taiwan) | 15,082 | 9,708 | 15,347 | 10,133 | 1,084.95 | 1,016.70 | 421 | 448 | 1,035.13 |
| Other E. & S. E. Asia | 162,896 | 186,463 | 105,010 | 121,513 | 1,017.56 | 1,043.76 | 670 | 812 | 1,211.64 |
| Thailand | 67,625 | 68,643 | 41,976 | 43,308 | 644.64 | 651.67 | 22,688 | 14,488 | 639.70 |
| Philippines | 82,413 | 106,996 | 53,150 | 69,129 | 644.92 | 646.09 | 8,966 | 5,862 | 653.79 |
| Oceania | 17,813 | 28,492 | 18,111 | 28,562 | 1,016.75 | 1,002.45 | 12,460 | 7,724 | 619.88 |
| Australia | 3,027 | 4,931 | 4,733 | 4,807 | 1,563.61 | 974.87 | 1,432 | 1,741 | 1,215.69 |
| New Zealand | 14,786 | 23,561 | 13,378 | 23,755 | 904.63 | 1,008.19 | 301 | 312 | 1,035.72 |
| Africa | 26,859 | 28,491 | 15,487 | 18,101 | 576.62 | 635.31 | 1,131 | 1,429 | 1,263.58 |
| Sub-Sahara | 26,754 | 27,888 | 15,360 | 17,486 | 574.11 | 627.02 | 1,962 | 1,280 | 652.58 |
| Rep S. Africa | 25,802 | 27,807 | 14,949 | 17,430 | 579.38 | 626.81 | 1,957 | 1,266 | 646.97 |
| Developed countries | 135,552 | 158,884 | 117,226 | 131,768 | 864.80 | 829.33 | 11,282 | 11,304 | 1,001.96 |
| Less devel countries | 686,474 | 743,615 | 346,971 | 398,729 | 505.44 | 536.20 | 48,048 | 33,421 | 695.57 |
| World | 6,895 | 9,281 | 7,092 | 9,860 | 1,028.58 | 976.15 | 665 | 661 | 993.45 |
| Strawberries(MT): | | | | | | | | | |
| World | 17,847 | 19,922 | 21,157 | 19,548 | 1,185.46 | 981.21 | 712 | 593 | 833.32 |
| Canada | 724 | 384 | 919 | 227 | 1,269.07 | 591.13 | 15 | 6 | 388.40 |
| Latin America | 14,671 | 16,003 | 16,670 | 13,971 | 1,136.28 | 873.05 | 506 | 408 | 806.92 |
| Mexico | 14,596 | 15,197 | 16,561 | 13,203 | 1,134.59 | 868.78 | 482 | 384 | 797.41 |
| S. America | 55 | 777 | 83 | 749 | 1,509.49 | 963.62 | 24 | 24 | 997.92 |
| Chile | 0 | 772 | 0 | 743 | 0.00 | 962.91 | 23 | 23 | 1,008.26 |
| E. Europe | 30 | 118 | 45 | 212 | 1,486.70 | 1,785.08 | 4 | 7 | 1,714.75 |
| E. Europe | 2,075 | 2,798 | 1,891 | 2,545 | 911.37 | 909.66 | 180 | 163 | 903.05 |
| Poland | 2,056 | 2,798 | 1,875 | 2,545 | 911.92 | 909.66 | 180 | 163 | 903.05 |
| Oceania | 384 | 600 | 1,627 | 2,568 | 4,728.90 | 4,279.53 | 0 | 0 | 0.00 |
| New Zealand | 344 | 596 | 1,627 | 2,545 | 4,728.90 | 4,279.53 | 0 | 0 | 0.00 |
| Developed countries | 1,101 | 1,121 | 2,595 | 3,030 | 2,357.35 | 2,703.27 | 26 | 22 | 864.35 |
| Less devel countries | 14,671 | 16,003 | 16,670 | 13,972 | 1,136.28 | 873.09 | 506 | 408 | 806.92 |
| World | 2,075 | 2,798 | 1,891 | 2,545 | 911.37 | 909.66 | 180 | 163 | 903.05 |
| Apples, fresh(MT): | | | | | | | | | |
| World | 70,727 | 85,681 | 36,763 | 42,416 | 519.79 | 495.05 | 1,556 | 534 | 343.45 |
| Canada | 32,944 | 33,261 | 17,268 | 14,336 | 524.15 | 431.01 | 944 | 275 | 291.72 |
| Latin America | 10,827 | 16,252 | 4,241 | 5,810 | 391.72 | 357.51 | 298 | 95 | 319.68 |
| S. America | 10,393 | 16,252 | 4,042 | 5,810 | 388.91 | 357.51 | 298 | 95 | 319.68 |
| Chile | 10,256 | 14,783 | 4,009 | 5,389 | 390.86 | 364.51 | 99 | 50 | 507.53 |
| E. Europe | 2,083 | 7,522 | 1,982 | 5,062 | 951.36 | 672.99 | 0 | 0 | 0.00 |
| EC | 2,083 | 7,522 | 1,982 | 5,062 | 951.36 | 672.99 | 0 | 0 | 0.00 |
| France | 11,645 | 17,511 | 6,616 | 11,343 | 568.11 | 647.74 | 374 | 164 | 521.55 |
| Oceania | 11,577 | 17,033 | 6,565 | 11,101 | 567.11 | 651.76 | 79 | 50 | 636.62 |
| New Zealand | 13,228 | 11,135 | 6,657 | 5,855 | 503.26 | 526.76 | 0 | 0 | 0.00 |
| Africa | 13,228 | 11,118 | 6,657 | 5,852 | 503.26 | 526.31 | 0 | 0 | 0.00 |
| Sub-Sahara | 13,228 | 11,118 | 6,657 | 5,852 | 503.26 | 526.31 | 0 | 0 | 0.00 |
| Rep S. Africa | 59,900 | 69,412 | 32,522 | 36,592 | 542.94 | 527.17 | 0 | 0 | 0.00 |
| Developed countries | 59,900 | 69,412 | 32,522 | 36,592 | 542.94 | 527.17 | 0 | 0 | 0.00 |
| Less devel countries | 10,827 | 16,269 | 4,241 | 5,824 | 391.72 | 357.99 | 1,258 | 439 | 349.08 |
| World | 56,362 | 29,611 | 16,499 | 7,343 | 293.78 | 247.97 | 1,126 | 213 | 189.07 |
| Latin America | 46,565 | 26,115 | 9,756 | 4,700 | 204.16 | 179.96 | 1,055 | 163 | 154.63 |
| Mexico | 45,591 | 22,821 | 9,308 | 3,795 | 204.16 | 166.31 | 584 | 73 | 124.27 |
| Central America | 97 | 489 | 40 | 201 | 412.13 | 411.93 | 0 | 0 | 0.00 |
| Honduras | 92 | 484 | 38 | 199 | 410.02 | 410.97 | 0 | 0 | 0.00 |
| Caribbean | 736 | 2,542 | 317 | 590 | 430.45 | 232.27 | 295 | 25 | 84.07 |

See footnotes at end of table.

Table 9--U.S. agricultural imports: Quantity, value, and unit value by commodity and country, October-August 1981/82 and 1982/83, and August 1983--continued

| Commodity and Country | October-August | | | | | | August 1983 | | |
|---|----------------|------------|--------------------|---------|-----------------|----------|-------------|--------------------|-----------------|
| | Quantity | | Value (1,000 dol.) | | Unit value (\$) | | Quantity | Value (1,000 dol.) | Unit value (\$) |
| | 1981/82 | 1982/83 | 1981/82 | 1982/83 | 1981/82 | 1982/83 | | | |
| Citrus, fresh(MT): | | | | | | | | | |
| Bahamas | 64 | 1,566 | 4 | 110 | 67.97 | 70.02 | 268 | 18 | 68.06 |
| Jamaica | 315 | 552 | 76 | 295 | 240.92 | 534.21 | 0 | 0 | .00 |
| Haiti | 299 | 236 | 220 | 145 | 735.19 | 615.65 | 0 | 0 | .00 |
| S. America | 141 | 263 | 91 | 112 | 645.80 | 427.54 | 176 | 66 | 373.66 |
| W. Europe | 6,860 | 1,333 | 5,221 | 912 | 761.13 | 684.27 | 58 | 43 | 744.83 |
| EC | 31 | 113 | 17 | 93 | 549.74 | 821.42 | 58 | 43 | 744.83 |
| Other W. Europe | 6,829 | 1,220 | 5,204 | 819 | 762.09 | 671.57 | 0 | 0 | .00 |
| Spain | 6,829 | 1,220 | 5,204 | 819 | 762.09 | 671.57 | 0 | 0 | .00 |
| Asia | 2,568 | 1,542 | 1,345 | 1,111 | 523.60 | 720.76 | 0 | 0 | .00 |
| W. Asia (Mideast) | 1,868 | 622 | 662 | 262 | 354.33 | 420.99 | 0 | 0 | .00 |
| Israel | 1,868 | 622 | 662 | 262 | 354.33 | 420.99 | 0 | 0 | .00 |
| Japan | 700 | 915 | 683 | 843 | 975.31 | 920.87 | 0 | 0 | .00 |
| Africa | 90 | 599 | 109 | 606 | 1,207.17 | 1,011.91 | 0 | 0 | .00 |
| N. Africa | 90 | 581 | 109 | 586 | 1,207.17 | 1,009.08 | 0 | 0 | .00 |
| Morocco | 90 | 581 | 109 | 586 | 1,207.17 | 1,009.08 | 0 | 0 | .00 |
| Developed countries | 9,507 | 2,910 | 6,635 | 2,050 | 697.88 | 704.42 | 71 | 50 | 700.81 |
| Less devel countries | 46,655 | 26,701 | 9,865 | 5,293 | 211.43 | 198.23 | 1,055 | 163 | 154.63 |
| Grapes, fresh(MT): | | | | | | | | | |
| World | 92,813 | 126,369 | 84,065 | 103,763 | 905.75 | 821.11 | 4,266 | 6,230 | 1,460.27 |
| Latin America | 92,252 | 124,796 | 83,361 | 102,390 | 903.62 | 820.46 | 4,242 | 6,195 | 1,460.32 |
| Mexico | 16,223 | 16,389 | 20,108 | 21,302 | 1,239.50 | 1,421.78 | 4,178 | 6,160 | 1,474.29 |
| S. America | 76,022 | 108,407 | 63,242 | 79,089 | 831.89 | 729.55 | 64 | 35 | 548.25 |
| Chile | 76,012 | 108,191 | 63,227 | 78,638 | 831.81 | 726.84 | 64 | 35 | 548.25 |
| Less devel countries | 92,252 | 125,660 | 83,361 | 103,030 | 903.62 | 819.91 | 4,242 | 6,195 | 1,460.32 |
| Mangoes(MT): | | | | | | | | | |
| World | 27,193 | 36,295 | 18,907 | 21,297 | 695.29 | 586.77 | 10,775 | 8,055 | 747.53 |
| Latin America | 27,173 | 36,245 | 18,885 | 21,266 | 694.98 | 586.74 | 10,775 | 8,054 | 747.50 |
| Mexico | 22,739 | 29,076 | 16,658 | 17,233 | 732.59 | 592.70 | 10,391 | 7,860 | 756.46 |
| Central America | 0 | 675 | 0 | 344 | .00 | 510.26 | 0 | 0 | .00 |
| Belize | 0 | 664 | 0 | 338 | .00 | 509.68 | 0 | 0 | .00 |
| Caribbean | 4,390 | 6,381 | 2,186 | 3,532 | 497.96 | 553.47 | 375 | 191 | 509.20 |
| Haiti | 4,390 | 6,206 | 2,154 | 3,453 | 500.86 | 556.33 | 354 | 184 | 520.32 |
| Less devel countries | 27,181 | 36,278 | 18,899 | 21,294 | 695.30 | 586.95 | 10,775 | 8,055 | 747.53 |
| Melons(MT): | | | | | | | | | |
| World | 213,085 | 185,705 | 45,821 | 45,747 | 215.03 | 246.34 | 1,181 | 73 | 62.16 |
| Latin America | 212,629 | 185,354 | 45,525 | 45,525 | 214.10 | 245.61 | 1,171 | 53 | 45.08 |
| Mexico | 200,788 | 167,755 | 41,209 | 38,985 | 205.23 | 232.39 | 1,171 | 53 | 44.86 |
| Central America | 6,547 | 7,269 | 1,983 | 2,454 | 302.86 | 337.57 | 0 | 0 | .00 |
| Guatemala | 4,328 | 3,223 | 1,030 | 669 | 237.96 | 207.60 | 0 | 0 | .00 |
| Honduras | 1,620 | 2,418 | 592 | 1,118 | 365.47 | 462.32 | 0 | 0 | .00 |
| Caribbean | 965 | 3,487 | 122 | 836 | 126.46 | 239.87 | 0 | 0 | .00 |
| Dominican Republic | 941 | 3,345 | 115 | 797 | 122.24 | 238.18 | 0 | 0 | .00 |
| S. America | 4,329 | 6,843 | 2,212 | 3,250 | 510.91 | 474.89 | 0 | 0 | .00 |
| Venezuela | 830 | 660 | 1,066 | 828 | 1,284.68 | 1,255.14 | 0 | 0 | .00 |
| Chile | 1,610 | 5,236 | 689 | 2,200 | 427.64 | 420.17 | 0 | 0 | .00 |
| Less devel countries | 212,629 | 185,365 | 45,527 | 45,546 | 214.11 | 245.71 | 1,176 | 67 | 57.00 |
| Pineapples(MT): | | | | | | | | | |
| World | 55,501 | 64,899 | 8,888 | 9,488 | 160.00 | 146.20 | 2,837 | 487 | 171.57 |
| Latin America | 55,414 | 64,894 | 8,860 | 9,483 | 159.88 | 146.13 | 2,837 | 487 | 171.57 |
| Mexico | 20,971 | 26,927 | 2,373 | 2,057 | 113.14 | 76.38 | 671 | 51 | 76.50 |
| Central America | 29,593 | 32,810 | 5,475 | 6,316 | 185.01 | 192.55 | 1,779 | 365 | 205.18 |
| Honduras | 27,801 | 28,938 | 4,971 | 5,282 | 178.80 | 182.53 | 1,406 | 256 | 162.16 |
| Costa Rica | 1,485 | 3,666 | 449 | 1,003 | 302.16 | 273.66 | 313 | 100 | 318.13 |
| Caribbean | 4,818 | 5,153 | 1,003 | 1,107 | 208.13 | 214.85 | 383 | 69 | 179.48 |
| Dominican Republic | 4,811 | 5,119 | 998 | 1,092 | 207.44 | 213.23 | 383 | 69 | 179.48 |
| Less devel countries | 55,501 | 64,895 | 8,880 | 9,485 | 159.99 | 146.16 | 2,837 | 487 | 171.57 |
| Pineapples - canned or prep(MT): | | | | | | | | | |
| World | 173,322 | 201,493 | 105,733 | 125,364 | 610.04 | 622.17 | 23,925 | 14,602 | 610.32 |
| Latin America | 5,112 | 5,089 | 3,598 | 3,356 | 703.76 | 659.54 | 435 | 284 | 653.82 |
| Mexico | 5,088 | 5,028 | 3,578 | 3,310 | 703.25 | 658.33 | 426 | 276 | 647.30 |
| Asia | 156,500 | 181,703 | 95,738 | 113,382 | 611.74 | 624.00 | 21,793 | 13,282 | 609.47 |
| China (Taiwan) | 2,863 | 1,400 | 2,153 | 1,109 | 751.98 | 791.87 | 72 | 79 | 1,098.96 |
| Other E. & S.E. Asia | 152,982 | 179,894 | 93,268 | 112,069 | 609.67 | 622.97 | 21,675 | 13,177 | 607.95 |
| Thailand | 65,817 | 66,753 | 39,161 | 40,342 | 595.00 | 604.34 | 8,654 | 5,325 | 615.36 |
| Malaysia | 4,003 | 3,969 | 2,219 | 2,561 | 554.34 | 645.26 | 352 | 216 | 612.98 |
| Singapore | 5,315 | 3,386 | 3,061 | 1,999 | 575.97 | 590.46 | 311 | 181 | 581.91 |
| Philippines | 77,616 | 105,046 | 48,696 | 66,669 | 627.40 | 638.66 | 12,043 | 7,273 | 603.92 |
| Africa | 11,425 | 14,401 | 6,232 | 8,443 | 545.51 | 586.28 | 1,620 | 989 | 610.79 |
| Sub-Sahara | 11,425 | 14,401 | 6,232 | 8,443 | 545.51 | 586.28 | 1,620 | 989 | 610.79 |
| Rep S. Africa | 10,564 | 14,324 | 5,848 | 8,405 | 553.24 | 586.79 | 1,620 | 989 | 610.79 |
| Developed countries | 11,114 | 14,701 | 6,155 | 8,631 | 553.84 | 587.10 | 1,697 | 1,035 | 609.64 |
| Less devel countries | 161,833 | 186,516 | 99,416 | 116,801 | 614.31 | 625.15 | 22,197 | 13,549 | 610.38 |
| Fruit juices(ML): | | | | | | | | | |
| World | 16,208,573 | 20,337,679 | 354,527 | 439,220 | 21.87 | 21.60 | 1,689,796 | 36,308 | 21.49 |
| Canada | 83,309 | 139,496 | 3,911 | 6,325 | 46.94 | 45.34 | 13,595 | 695 | 51.11 |
| Latin America | 13,360,393 | 15,194,818 | 286,715 | 321,157 | 21.46 | 21.13 | 1,326,337 | 27,592 | 20.80 |
| Mexico | 703,249 | 1,219,807 | 18,664 | 26,762 | 26.54 | 21.94 | 86,663 | 1,682 | 19.81 |
| S. America | 12,519,433 | 13,906,189 | 265,022 | 292,965 | 21.17 | 21.07 | 1,232,872 | 25,806 | 20.93 |
| Brazil | 11,167,040 | 12,451,556 | 233,922 | 265,487 | 20.95 | 21.32 | 972,516 | 20,902 | 21.49 |
| Argentina | 1,303,584 | 1,317,440 | 20,955 | 23,851 | 22.32 | 18.10 | 220,283 | 4,026 | 18.27 |
| W. Europe | 920,679 | 3,211,464 | 26,027 | 75,352 | 28.27 | 23.46 | 178,998 | 4,226 | 23.61 |
| EC | 585,461 | 2,143,518 | 16,496 | 51,710 | 28.17 | 24.12 | 132,628 | 3,292 | 24.82 |
| Netherlands | 234,060 | 304,575 | 5,542 | 8,087 | 23.55 | 26.55 | 18,134 | 425 | 23.44 |
| France | 12,184 | 322,164 | 336 | 6,594 | 27.54 | 20.47 | 3,091 | 127 | 40.95 |
| Fed Rep Germany | 313,610 | 1,428,342 | 9,066 | 34,520 | 28.91 | 24.17 | 105,551 | 2,568 | 24.33 |

See footnotes at end of table.

Table 9--U.S. agricultural imports: Quantity, value, and unit value by commodity and country, October-August 1981/82 and 1982/83, and August 1983--continued

| Commodity and Country | October-August | | | | | | August 1983 | | |
|-----------------------------|----------------|------------|--------------------|---------|-----------------|----------|-------------|--------------------|-----------------|
| | Quantity | | Value (1,000 dol.) | | Unit value (\$) | | Quantity | Value (1,000 dol.) | Unit value (\$) |
| | 1981/82 | 1982/83 | 1981/82 | 1982/83 | 1981/82 | 1982/83 | | | |
| Fruit juices (HT): | | | | | | | | | |
| Other E. Europe | 335,218 | 1,067,946 | 9,532 | 23,642 | 28.43 | 22.14 | 46,370 | 934 | 20.14 |
| Austria | 51,169 | 473,590 | 2,390 | 11,036 | 46.71 | 23.30 | 44,876 | 885 | 19.71 |
| Spain | 272,347 | 304,730 | 6,655 | 7,030 | 24.43 | 23.07 | 1,477 | 47 | 31.91 |
| Asia | 1,275,330 | 1,266,985 | 25,083 | 23,140 | 19.67 | 18.26 | 104,240 | 2,291 | 21.98 |
| Other E. & S.E. Asia | 1,151,705 | 1,119,865 | 21,730 | 19,330 | 18.87 | 17.26 | 90,851 | 1,512 | 16.65 |
| Thailand | 461,078 | 455,609 | 6,376 | 6,408 | 13.83 | 14.06 | 57,401 | 850 | 14.81 |
| Philippines | 677,233 | 662,712 | 15,134 | 12,879 | 22.35 | 19.43 | 33,439 | 661 | 19.75 |
| Africa | 382,322 | 357,123 | 8,457 | 8,208 | 22.12 | 22.98 | 58,224 | 1,323 | 22.72 |
| Sub-Sahara | 381,560 | 354,878 | 8,347 | 8,145 | 21.88 | 22.95 | 58,107 | 1,305 | 22.47 |
| Rep S. Africa | 381,560 | 354,878 | 8,347 | 8,145 | 21.88 | 22.95 | 58,107 | 1,305 | 22.46 |
| Developed countries | 1,611,614 | 3,795,054 | 43,985 | 92,789 | 27.29 | 24.45 | 262,211 | 6,520 | 24.86 |
| Less devel countries | 14,549,933 | 16,403,088 | 309,512 | 342,688 | 21.27 | 20.89 | 1,423,905 | 29,731 | 20.88 |
| Nuts and preps (HT): | | | | | | | | | |
| World | 102,645 | 126,215 | 190,241 | 215,145 | 1,853.39 | 1,704.59 | 16,514 | 26,342 | 1,595.10 |
| Latin America | 38,407 | 46,375 | 65,952 | 73,948 | 1,717.19 | 1,594.56 | 8,424 | 10,151 | 1,204.96 |
| Caribbean | 12,197 | 11,665 | 3,619 | 3,362 | 296.73 | 288.19 | 800 | 229 | 285.84 |
| Dominican Republic | 12,021 | 11,543 | 3,511 | 3,249 | 292.11 | 281.45 | 785 | 213 | 270.83 |
| S. America | 19,766 | 24,238 | 60,167 | 67,421 | 3,041.95 | 2,781.62 | 3,278 | 9,191 | 2,803.91 |
| Brazil | 18,545 | 22,958 | 57,600 | 64,170 | 3,105.96 | 2,795.08 | 3,089 | 8,942 | 2,907.78 |
| E. Europe | 5,666 | 6,838 | 8,967 | 12,763 | 1,582.56 | 1,866.54 | 143 | 441 | 3,081.66 |
| EC | 5,426 | 6,100 | 7,620 | 10,336 | 1,404.34 | 1,694.46 | 139 | 414 | 2,978.32 |
| Italy | 5,076 | 5,433 | 6,442 | 8,615 | 1,269.03 | 1,585.65 | 1 | 6 | 5,529.00 |
| Other E. Europe | 240 | 738 | 1,347 | 2,427 | 5,612.01 | 3,288.84 | 4 | 27 | 6,672.50 |
| Asia | 43,463 | 62,863 | 70,335 | 102,380 | 1,618.27 | 1,628.62 | 7,482 | 14,385 | 1,922.68 |
| W. Asia (Mideast) | 3,510 | 4,242 | 12,556 | 15,993 | 3,577.29 | 3,770.25 | 157 | 488 | 3,108.20 |
| Turkey | 2,244 | 2,428 | 6,562 | 6,522 | 2,924.17 | 2,686.05 | 129 | 368 | 2,852.94 |
| Iran | 1,266 | 1,756 | 5,993 | 9,170 | 4,733.99 | 5,222.18 | 28 | 119 | 4,240.25 |
| S. Asia | 3,115 | 12,704 | 17,984 | 46,686 | 5,773.22 | 3,674.92 | 2,396 | 8,602 | 3,590.26 |
| India | 3,049 | 12,665 | 17,719 | 46,592 | 5,811.38 | 3,678.83 | 2,390 | 8,582 | 3,590.63 |
| China (mainland) | 504 | 1,268 | 1,941 | 4,341 | 3,851.71 | 3,423.67 | 316 | 950 | 3,005.77 |
| Other E. & S.E. Asia | 34,842 | 43,311 | 35,930 | 33,578 | 1,031.22 | 775.18 | 4,470 | 4,168 | 932.36 |
| Philippines | 34,458 | 42,669 | 34,985 | 32,168 | 1,015.30 | 753.90 | 4,437 | 4,051 | 913.05 |
| Africa | 13,813 | 8,329 | 43,786 | 24,857 | 3,169.93 | 2,984.33 | 415 | 1,335 | 3,216.85 |
| Sub-Sahara | 13,810 | 8,320 | 43,782 | 24,835 | 3,170.33 | 2,985.00 | 415 | 1,335 | 3,216.85 |
| Kenya | 379 | 505 | 2,073 | 1,867 | 5,469.75 | 3,736.44 | 163 | 566 | 3,472.74 |
| Tanzania | 2,930 | 1,457 | 8,763 | 4,652 | 2,990.67 | 3,192.90 | 117 | 366 | 3,128.27 |
| Mozambique | 10,292 | 6,242 | 31,928 | 17,523 | 3,102.19 | 2,807.21 | 133 | 386 | 2,905.19 |
| Developed countries | 6,207 | 7,659 | 10,657 | 14,654 | 1,716.96 | 1,913.27 | 147 | 461 | 3,134.03 |
| Less devel countries | 95,920 | 177,208 | 177,608 | 196,150 | 1,851.63 | 1,672.38 | 16,051 | 24,931 | 1,553.24 |
| Cent plan countries | 518 | 1,268 | 1,975 | 4,341 | 3,813.33 | 3,423.67 | 316 | 950 | 3,005.77 |
| Brazil nuts (HT): | | | | | | | | | |
| World | 8,117 | 9,371 | 13,551 | 15,970 | 1,669.47 | 1,704.21 | 1,289 | 2,026 | 1,571.79 |
| Latin America | 8,026 | 9,246 | 13,157 | 15,518 | 1,638.26 | 1,678.35 | 1,289 | 2,026 | 1,571.79 |
| S. America | 8,026 | 9,246 | 13,157 | 15,518 | 1,638.26 | 1,678.35 | 1,289 | 2,026 | 1,571.79 |
| Peru | 382 | 580 | 732 | 1,483 | 1,917.17 | 2,556.28 | 108 | 176 | 1,626.29 |
| Bolivia | 635 | 474 | 1,426 | 1,288 | 2,245.90 | 2,717.87 | 6 | 16 | 2,640.00 |
| Chile | 0 | 73 | 0 | 204 | .00 | 2,797.70 | 0 | 0 | .00 |
| Brazil | 7,009 | 8,102 | 10,998 | 12,501 | 1,569.15 | 1,542.98 | 1,175 | 1,835 | 1,561.32 |
| Asia | 0 | 73 | 0 | 241 | .00 | 3,307.81 | 0 | 0 | .00 |
| S. Asia | 0 | 73 | 0 | 241 | .00 | 3,307.81 | 0 | 0 | .00 |
| India | 0 | 73 | 0 | 241 | .00 | 3,307.81 | 0 | 0 | .00 |
| Africa | 70 | 22 | 269 | 82 | 3,840.98 | 3,744.00 | 0 | 0 | .00 |
| Sub-Sahara | 70 | 22 | 269 | 82 | 3,840.98 | 3,744.00 | 0 | 0 | .00 |
| Tanzania | 70 | 22 | 269 | 82 | 3,840.98 | 3,744.00 | 0 | 0 | .00 |
| Less devel countries | 8,096 | 9,341 | 13,426 | 15,842 | 1,658.29 | 1,695.95 | 1,289 | 2,026 | 1,571.79 |
| Cashew nuts (HT): | | | | | | | | | |
| World | 28,682 | 36,577 | 108,702 | 124,734 | 3,789.91 | 3,410.16 | 4,949 | 17,834 | 3,603.59 |
| Latin America | 11,688 | 14,886 | 46,940 | 51,813 | 4,016.07 | 3,480.63 | 1,901 | 7,139 | 3,755.17 |
| S. America | 11,688 | 14,873 | 46,938 | 51,770 | 4,015.94 | 3,480.80 | 1,901 | 7,138 | 3,754.96 |
| Brazil | 11,486 | 14,813 | 46,531 | 51,554 | 4,051.09 | 3,480.30 | 1,901 | 7,138 | 3,754.96 |
| Asia | 3,207 | 13,249 | 18,536 | 48,433 | 5,779.86 | 3,655.60 | 2,601 | 9,284 | 3,566.65 |
| S. Asia | 3,084 | 12,578 | 17,865 | 46,289 | 5,792.79 | 3,680.18 | 2,379 | 8,546 | 3,592.14 |
| India | 3,048 | 12,555 | 17,710 | 46,215 | 5,010.21 | 3,681.02 | 2,374 | 8,528 | 3,592.32 |
| China (mainland) | 57 | 520 | 331 | 1,706 | 5,799.12 | 3,280.75 | 201 | 655 | 3,256.53 |
| Africa | 13,539 | 8,138 | 42,122 | 23,499 | 3,111.19 | 2,887.52 | 413 | 1,318 | 3,192.38 |
| Sub-Sahara | 13,536 | 8,129 | 42,118 | 23,477 | 3,111.58 | 2,888.10 | 413 | 1,318 | 3,192.38 |
| Kenya | 270 | 421 | 1,187 | 1,270 | 4,395.53 | 3,015.60 | 163 | 566 | 3,472.74 |
| Tanzania | 2,860 | 1,435 | 8,494 | 4,570 | 2,969.86 | 3,184.45 | 117 | 366 | 3,128.27 |
| Mozambique | 10,292 | 6,242 | 31,928 | 17,523 | 3,102.19 | 2,807.21 | 133 | 386 | 2,905.19 |
| Developed countries | 263 | 335 | 1,205 | 1,105 | 4,582.90 | 3,297.71 | 32 | 93 | 2,910.84 |
| Less devel countries | 28,351 | 35,722 | 107,135 | 121,923 | 3,778.88 | 3,413.10 | 4,716 | 17,086 | 3,623.09 |
| Cent plan countries | 68 | 520 | 362 | 1,706 | 5,320.59 | 3,280.75 | 201 | 655 | 3,256.53 |
| Chestnuts (HT): | | | | | | | | | |
| World | 4,805 | 4,912 | 5,870 | 7,454 | 1,221.64 | 1,517.51 | 41 | 96 | 2,341.39 |
| E. Europe | 4,572 | 4,546 | 5,433 | 6,946 | 1,188.34 | 1,528.00 | 35 | 80 | 2,285.17 |
| EC | 4,557 | 4,505 | 5,396 | 6,880 | 1,184.02 | 1,527.12 | 34 | 78 | 2,294.94 |
| France | 80 | 122 | 221 | 298 | 2,757.49 | 2,844.41 | 32 | 72 | 2,250.19 |
| Italy | 4,477 | 4,382 | 5,175 | 6,579 | 1,155.90 | 1,501.35 | 1 | 5 | 4,531.00 |
| Asia | 181 | 209 | 386 | 441 | 1,909.05 | 2,110.10 | 6 | 16 | 2,669.33 |
| China (mainland) | 94 | 73 | 155 | 160 | 1,847.45 | 2,192.64 | 3 | 9 | 3,019.33 |
| Other E. & S.E. Asia | 44 | 95 | 101 | 202 | 2,296.23 | 2,130.05 | 3 | 6 | 2,074.67 |
| Rep of Korea | 37 | 89 | 79 | 184 | 2,138.24 | 2,068.17 | 3 | 6 | 2,074.67 |
| Developed countries | 4,617 | 4,562 | 5,535 | 6,996 | 1,198.75 | 1,533.43 | 35 | 81 | 2,306.14 |
| Less devel countries | 104 | 277 | 180 | 298 | 1,732.29 | 1,077.33 | 3 | 6 | 2,074.67 |
| Cent plan countries | 88 | 73 | 155 | 160 | 1,847.45 | 2,192.64 | 3 | 9 | 3,019.33 |

See footnotes at end of table.

Table 9--U.S. agricultural imports: Quantity, value, and unit value by commodity and country, October-August 1981/82 and 1982/83, and August 1983--continued

| Commodity and Country | October-August | | | | | | August 1983 | | |
|-----------------------------------|----------------|-----------|--------------------|-----------|-----------------|----------|-------------|--------------------|-----------------|
| | Quantity | | Value (1,000 dol.) | | Unit value (\$) | | Quantity | Value (1,000 dol.) | Unit value (\$) |
| | 1981/82 | 1982/83 | 1981/82 | 1982/83 | 1981/82 | 1982/83 | | | |
| Coconut meat (MT): | | | | | | | | | |
| World | 36,639 | 44,747 | 37,039 | 34,366 | 1,010.91 | 767.99 | 4,671 | 4,232 | 905.95 |
| Latin America | 1,905 | 1,760 | 1,630 | 1,483 | 855.51 | 842.47 | 198 | 136 | 684.64 |
| Central America | 611 | 600 | 553 | 417 | 905.72 | 695.63 | 89 | 59 | 667.22 |
| Caribbean | 1,292 | 1,146 | 1,074 | 1,045 | 831.19 | 912.01 | 98 | 59 | 686.76 |
| Dominican Republic | 1,292 | 1,146 | 1,073 | 1,045 | 830.83 | 912.01 | 98 | 67 | 686.76 |
| Asia | 34,565 | 42,603 | 35,178 | 32,488 | 1,017.72 | 762.57 | 4,438 | 4,054 | 913.51 |
| Other E. & S.E. Asia | 34,500 | 42,337 | 35,093 | 32,247 | 1,017.20 | 761.67 | 4,438 | 4,054 | 913.51 |
| Philippines | 34,396 | 42,171 | 34,953 | 32,085 | 1,016.18 | 760.84 | 4,437 | 4,051 | 913.05 |
| Developed countries | 101 | 399 | 179 | 427 | 1,770.07 | 1,070.38 | 20 | 30 | 1,477.45 |
| Less devel countries | 36,535 | 44,345 | 36,852 | 33,933 | 1,008.67 | 765.20 | 4,651 | 4,202 | 903.50 |
| Pilberts (MT): | | | | | | | | | |
| World | 2,349 | 2,938 | 5,721 | 6,432 | 2,435.64 | 2,189.25 | 140 | 391 | 2,789.48 |
| W. Europe | 625 | 1,075 | 1,382 | 2,108 | 2,210.53 | 1,960.63 | 11 | 27 | 2,413.54 |
| EC | 608 | 1,064 | 1,334 | 2,076 | 2,193.51 | 1,951.13 | 11 | 27 | 2,413.54 |
| Belgium-Luxembourg | 37 | 39 | 109 | 90 | 2,942.24 | 2,317.87 | 9 | 20 | 2,270.00 |
| Italy | 569 | 1,013 | 1,214 | 1,941 | 2,133.45 | 1,915.70 | 0 | 0 | .00 |
| Asia | 1,708 | 1,863 | 4,303 | 4,324 | 2,519.52 | 2,321.18 | 129 | 364 | 2,821.53 |
| W. Asia (Mideast) | 1,708 | 1,860 | 4,303 | 4,319 | 2,519.52 | 2,321.84 | 129 | 364 | 2,821.53 |
| Turkey | 1,708 | 1,860 | 4,303 | 4,319 | 2,519.52 | 2,321.84 | 129 | 364 | 2,821.53 |
| Developed countries | 626 | 1,075 | 1,386 | 2,108 | 2,213.52 | 1,960.63 | 11 | 27 | 2,413.54 |
| Less devel countries | 1,723 | 1,863 | 4,336 | 4,324 | 2,516.35 | 2,321.18 | 129 | 364 | 2,821.53 |
| Pistachio nuts (MT): | | | | | | | | | |
| World | 1,846 | 2,507 | 8,509 | 12,195 | 4,689.25 | 4,864.27 | 146 | 452 | 3,096.25 |
| W. Europe | 38 | 68 | 143 | 314 | 3,753.68 | 4,623.79 | 43 | 186 | 4,316.14 |
| EC | 38 | 68 | 143 | 314 | 3,753.68 | 4,623.79 | 43 | 186 | 4,316.14 |
| Fed Rep Germany | 20 | 64 | 74 | 305 | 3,677.75 | 4,770.22 | 43 | 186 | 4,316.14 |
| Asia | 1,808 | 2,439 | 8,366 | 11,880 | 4,627.23 | 4,870.97 | 103 | 266 | 2,586.98 |
| W. Asia (Mideast) | 1,783 | 2,311 | 8,188 | 11,505 | 4,592.13 | 4,978.49 | 28 | 123 | 4,403.89 |
| Turkey | 517 | 498 | 2,195 | 2,037 | 4,244.75 | 4,090.21 | 0 | 4 | .00 |
| Iran | 1,266 | 1,756 | 5,993 | 9,170 | 4,733.99 | 5,222.18 | 28 | 119 | 4,240.25 |
| United Arab Emir. | 0 | 57 | 0 | 298 | .00 | 5,222.70 | 0 | 0 | .00 |
| S. Asia | 10 | 1 | 88 | 3 | 8,758.80 | 3,150.00 | 1 | 3 | 3,150.00 |
| Afghanistan | 10 | 1 | 88 | 3 | 8,758.80 | 3,150.00 | 1 | 3 | 3,150.00 |
| China (mainland) | 12 | 118 | 84 | 303 | 7,012.50 | 2,570.66 | 74 | 140 | 1,891.89 |
| Developed countries | 38 | 68 | 143 | 314 | 3,753.68 | 4,623.79 | 43 | 186 | 4,316.14 |
| Less devel countries | 1,796 | 2,321 | 8,282 | 11,577 | 4,611.30 | 4,987.92 | 29 | 126 | 4,360.65 |
| Cent plan countries | 12 | 118 | 84 | 303 | 7,012.50 | 2,570.66 | 74 | 140 | 1,891.89 |
| Vegetables and preps (MT): | | | | | | | | | |
| World | 1,493,839 | 1,602,949 | 1,060,009 | 1,073,523 | 709.59 | 669.72 | 73,109 | 57,275 | 783.41 |
| Canada | 279,355 | 285,255 | 66,342 | 68,402 | 237.48 | 239.79 | 17,196 | 6,380 | 370.99 |
| Latin America | 800,419 | 914,734 | 504,933 | 523,670 | 630.83 | 572.48 | 25,440 | 12,080 | 474.83 |
| Mexico | 708,214 | 810,863 | 451,046 | 461,249 | 636.88 | 568.84 | 17,262 | 6,719 | 389.24 |
| Central America | 21,259 | 22,795 | 13,273 | 12,719 | 624.35 | 557.98 | 2,132 | 1,303 | 611.32 |
| Caribbean | 46,482 | 53,177 | 19,977 | 25,154 | 429.78 | 473.83 | 3,787 | 1,939 | 511.97 |
| Dominican Republic | 36,533 | 42,010 | 16,386 | 20,470 | 448.54 | 487.26 | 3,395 | 1,573 | 663.39 |
| S. America | 24,464 | 27,899 | 20,636 | 24,548 | 843.54 | 879.87 | 2,259 | 2,118 | 937.75 |
| Brazil | 11,175 | 14,903 | 11,283 | 14,563 | 1,009.67 | 977.15 | 1,853 | 1,775 | 957.94 |
| W. Europe | 199,102 | 185,516 | 232,306 | 220,248 | 1,166.77 | 1,187.22 | 14,558 | 16,236 | 1,115.25 |
| EC | 93,143 | 77,650 | 86,860 | 82,712 | 932.54 | 1,065.19 | 4,881 | 3,563 | 729.98 |
| France | 5,927 | 7,984 | 8,551 | 10,932 | 1,442.76 | 1,369.21 | 603 | 679 | 1,126.24 |
| Fed Rep Germany | 7,097 | 6,995 | 28,699 | 29,665 | 4,043.84 | 4,240.92 | 251 | 415 | 1,653.07 |
| Italy | 45,800 | 34,615 | 26,398 | 21,426 | 576.37 | 618.99 | 889 | 749 | 757.64 |
| Other W. Europe | 105,959 | 107,866 | 145,447 | 137,536 | 1,372.67 | 1,275.06 | 9,677 | 12,673 | 1,309.58 |
| Switzerland | 5,325 | 5,182 | 20,701 | 21,160 | 3,887.47 | 4,083.38 | 392 | 1,714 | 4,373.59 |
| Spain | 85,812 | 86,844 | 109,595 | 101,210 | 1,289.16 | 1,165.42 | 7,184 | 9,078 | 1,263.60 |
| Portugal | 14,412 | 14,693 | 14,070 | 14,154 | 976.28 | 963.32 | 2,066 | 1,846 | 893.58 |
| E. Europe | 4,133 | 3,678 | 11,715 | 8,726 | 2,834.42 | 2,372.50 | 57 | 39 | 676.46 |
| Asia | 206,263 | 208,291 | 239,999 | 247,029 | 1,163.56 | 1,185.98 | 15,427 | 22,252 | 1,442.40 |
| W. Asia (Mideast) | 32,023 | 42,308 | 22,538 | 29,427 | 703.79 | 695.54 | 1,274 | 1,085 | 851.68 |
| Israel | 27,761 | 37,100 | 19,397 | 25,617 | 698.70 | 690.48 | 1,205 | 1,030 | 854.98 |
| Japan | 13,293 | 13,020 | 26,950 | 28,055 | 2,027.40 | 2,154.76 | 1,294 | 4,077 | 3,150.85 |
| China (mainland) | 32,104 | 31,575 | 40,239 | 42,602 | 1,253.41 | 1,349.22 | 2,549 | 3,375 | 1,323.95 |
| China (Taiwan) | 73,684 | 64,841 | 98,658 | 93,408 | 1,338.93 | 1,440.57 | 5,728 | 8,537 | 1,490.40 |
| Other E. & S.E. Asia | 54,286 | 55,671 | 50,354 | 52,341 | 927.57 | 940.19 | 4,495 | 5,033 | 1,119.71 |
| Rep of Korea | 8,954 | 8,618 | 13,105 | 14,394 | 1,884.46 | 1,670.28 | 894 | 1,722 | 1,926.69 |
| Hong Kong | 17,142 | 18,441 | 22,926 | 24,152 | 1,337.43 | 1,309.70 | 1,780 | 2,400 | 1,348.06 |
| Developed countries | 520,613 | 522,259 | 345,299 | 343,823 | 665.17 | 658.34 | 34,321 | 27,773 | 809.22 |
| Less devel countries | 936,967 | 1,045,430 | 661,724 | 678,368 | 706.24 | 648.89 | 36,182 | 26,088 | 721.03 |
| Cent plan countries | 36,259 | 35,260 | 51,987 | 51,332 | 1,433.76 | 1,455.81 | 2,606 | 3,413 | 1,309.79 |
| Tomatoes (MT): | | | | | | | | | |
| World | 246,705 | 309,921 | 163,852 | 222,672 | 654.16 | 718.48 | 3,533 | 1,091 | 308.74 |
| Latin America | 246,039 | 309,033 | 161,449 | 221,945 | 664.32 | 718.19 | 3,473 | 1,045 | 300.92 |
| Mexico | 245,238 | 307,873 | 163,189 | 221,103 | 665.43 | 718.16 | 3,461 | 1,042 | 301.02 |
| Less devel countries | 246,039 | 309,056 | 163,449 | 221,902 | 664.32 | 718.26 | 3,473 | 1,045 | 300.92 |
| Asparagus (MT): | | | | | | | | | |
| World | 6,098 | 8,033 | 9,382 | 12,619 | 1,538.55 | 1,570.93 | 106 | 97 | 917.49 |
| Latin America | 6,017 | 7,958 | 9,175 | 12,430 | 1,524.85 | 1,562.01 | 105 | 94 | 899.50 |
| Mexico | 6,010 | 7,778 | 9,161 | 12,282 | 1,524.38 | 1,579.09 | 100 | 88 | 878.27 |
| S. America | 2 | 176 | 5 | 141 | 2,506.00 | 802.39 | 2 | 2 | 803.00 |
| Oceania | 38 | 62 | 114 | 155 | 2,989.03 | 2,503.19 | 0 | 0 | .00 |
| New Zealand | 38 | 58 | 114 | 145 | 2,989.03 | 2,497.21 | 0 | 0 | .00 |
| Developed countries | 56 | 75 | 157 | 189 | 2,808.93 | 2,513.37 | 1 | 3 | 2,806.00 |
| Less devel countries | 6,042 | 7,958 | 9,225 | 12,431 | 1,526.77 | 1,562.05 | 105 | 94 | 899.50 |

See footnotes at end of table.

Table 9--U.S. agricultural imports: Quantity, value, and unit value by commodity and country, October-August 1981/82 and 1982/83, and August 1983--continued

| Commodity and Country | October-August | | | | | | August 1983 | | |
|--------------------------------|----------------|---------|--------------------|---------|-----------------|----------|-------------|--------------------|-----------------|
| | Quantity | | Value (1,000 dol.) | | Unit value (\$) | | Quantity | Value (1,000 dol.) | Unit value (\$) |
| | 1981/82 | 1982/83 | 1981/82 | 1982/83 | 1981/82 | 1982/83 | | | |
| Beans (MT): | | | | | | | | | |
| World | 6,000 | 10,003 | 9,118 | 7,403 | 1,139.78 | 740.08 | 179 | 139 | 778.57 |
| Canada | 201 | 269 | 163 | 186 | 809.81 | 693.01 | 74 | 31 | 421.51 |
| Latin America | 7,464 | 9,369 | 8,562 | 6,614 | 1,147.11 | 705.91 | 37 | 21 | 570.08 |
| Mexico | 6,909 | 8,745 | 8,348 | 6,369 | 1,208.26 | 728.35 | 31 | 19 | 603.10 |
| Caribbean | 550 | 557 | 211 | 217 | 382.78 | 388.81 | 6 | 2 | 399.50 |
| Dominican Republic | 550 | 557 | 211 | 217 | 382.78 | 388.81 | 6 | 2 | 399.50 |
| W. Europe | 98 | 180 | 209 | 391 | 2,129.46 | 2,173.10 | 35 | 47 | 1,350.74 |
| EC | 26 | 123 | 124 | 326 | 4,776.50 | 2,646.76 | 35 | 47 | 1,350.74 |
| France | 20 | 103 | 89 | 283 | 4,472.25 | 2,749.10 | 34 | 45 | 1,313.15 |
| Asia | 228 | 133 | 167 | 142 | 733.43 | 1,069.50 | 33 | 40 | 1,206.15 |
| China (Taiwan) | 18 | 103 | 25 | 106 | 1,386.44 | 1,033.55 | 32 | 36 | 1,125.91 |
| Other E. & S.E. Asia | 203 | 0 | 126 | 3 | 619.13 | .00 | 0 | 0 | .00 |
| Developed countries | 305 | 460 | 391 | 609 | 1,281.35 | 1,323.41 | 110 | 82 | 741.04 |
| Less devel countries | 7,693 | 9,523 | 8,726 | 6,782 | 1,134.29 | 712.16 | 69 | 58 | 838.39 |
| Carrots (MT): | | | | | | | | | |
| World | 16,566 | 46,560 | 8,383 | 8,608 | 229.26 | 184.88 | 1,595 | 621 | 389.61 |
| Canada | 35,268 | 45,276 | 8,209 | 8,142 | 232.77 | 179.83 | 1,578 | 611 | 387.34 |
| Latin America | 1,276 | 812 | 160 | 80 | 125.40 | 97.93 | 0 | 0 | .00 |
| Mexico | 1,276 | 773 | 160 | 75 | 125.49 | 96.57 | 0 | 0 | .00 |
| Asia | 20 | 335 | 12 | 312 | 615.30 | 931.59 | 0 | 0 | .00 |
| W. Asia (S. East) | 20 | 335 | 12 | 312 | 615.30 | 931.59 | 0 | 0 | .00 |
| Israel | 20 | 335 | 12 | 312 | 615.30 | 931.59 | 0 | 0 | .00 |
| Developed countries | 35,290 | 45,748 | 8,223 | 8,529 | 233.01 | 186.43 | 1,595 | 621 | 389.61 |
| Less devel countries | 1,276 | 812 | 160 | 80 | 125.49 | 97.93 | 0 | 0 | .00 |
| Cucumbers (MT): | | | | | | | | | |
| World | 139,944 | 165,280 | 64,906 | 52,871 | 463.80 | 319.89 | 762 | 187 | 245.95 |
| Canada | 968 | 970 | 774 | 831 | 799.67 | 857.08 | 172 | 123 | 715.34 |
| Latin America | 138,699 | 164,263 | 63,866 | 51,972 | 460.46 | 316.39 | 589 | 64 | 108.71 |
| Mexico | 131,177 | 155,986 | 63,118 | 50,918 | 481.17 | 326.43 | 589 | 64 | 108.71 |
| Caribbean | 6,941 | 7,504 | 718 | 942 | 103.45 | 125.55 | 0 | 0 | .00 |
| Bahamas | 6,674 | 6,843 | 666 | 827 | 99.82 | 120.79 | 0 | 0 | .00 |
| Developed countries | 1,243 | 1,017 | 1,038 | 899 | 835.11 | 884.25 | 173 | 123 | 713.21 |
| Less devel countries | 138,701 | 164,263 | 63,868 | 51,972 | 460.47 | 316.39 | 589 | 64 | 108.71 |
| Eggplant (MT): | | | | | | | | | |
| World | 14,988 | 16,619 | 7,496 | 8,805 | 500.13 | 529.84 | 31 | 12 | 384.19 |
| Latin America | 14,981 | 16,580 | 7,493 | 8,779 | 500.18 | 529.47 | 25 | 9 | 352.72 |
| Mexico | 14,731 | 16,241 | 7,415 | 8,669 | 503.39 | 531.75 | 0 | 0 | .00 |
| Caribbean | 250 | 338 | 78 | 110 | 311.16 | 324.15 | 25 | 9 | 352.72 |
| Dominican Republic | 250 | 338 | 78 | 110 | 311.16 | 324.15 | 25 | 9 | 352.72 |
| Less devel countries | 14,981 | 16,583 | 7,493 | 8,783 | 500.18 | 529.66 | 26 | 10 | 381.46 |
| Onions (MT): | | | | | | | | | |
| World | 71,266 | 80,688 | 24,347 | 21,492 | 341.63 | 266.36 | 567 | 372 | 655.70 |
| Canada | 4,476 | 4,128 | 1,289 | 719 | 287.93 | 174.09 | 108 | 40 | 374.35 |
| Latin America | 64,948 | 75,228 | 21,738 | 19,577 | 334.69 | 260.24 | 300 | 178 | 594.02 |
| Mexico | 61,611 | 75,179 | 20,878 | 19,571 | 338.86 | 260.33 | 300 | 178 | 594.02 |
| S. America | 3,248 | 0 | 845 | 0 | 260.20 | .00 | 0 | 0 | .00 |
| Chile | 3,248 | 0 | 845 | 0 | 260.20 | .00 | 0 | 0 | .00 |
| W. Europe | 1,495 | 1,153 | 1,176 | 1,156 | 786.67 | 1,002.36 | 158 | 153 | 965.97 |
| EC | 1,216 | 1,153 | 1,104 | 1,156 | 907.58 | 1,002.36 | 158 | 153 | 965.97 |
| Netherlands | 392 | 152 | 267 | 133 | 681.71 | 874.76 | 46 | 54 | 1,182.41 |
| Belgium-Luxembourg | 99 | 191 | 129 | 220 | 1,304.37 | 1,152.16 | 51 | 49 | 960.41 |
| France | 524 | 640 | 557 | 697 | 1,062.11 | 1,089.17 | 13 | 16 | 1,268.31 |
| Developed countries | 6,303 | 5,427 | 2,592 | 1,891 | 411.16 | 348.51 | 266 | 193 | 725.75 |
| Less devel countries | 64,951 | 75,250 | 21,744 | 19,594 | 334.78 | 260.38 | 300 | 178 | 594.02 |
| Peppers (MT): | | | | | | | | | |
| World | 78,696 | 64,063 | 62,058 | 45,129 | 830.81 | 704.45 | 2,826 | 1,286 | 455.05 |
| Latin America | 78,421 | 63,134 | 61,827 | 44,213 | 830.78 | 700.30 | 2,635 | 1,033 | 391.97 |
| Mexico | 71,936 | 60,221 | 60,819 | 42,997 | 845.43 | 713.98 | 2,432 | 946 | 388.86 |
| Caribbean | 2,481 | 2,905 | 1,005 | 1,210 | 405.13 | 416.57 | 202 | 86 | 427.21 |
| Dominican Republic | 2,285 | 2,590 | 848 | 904 | 371.18 | 348.91 | 194 | 69 | 356.88 |
| W. Europe | 16 | 278 | 16 | 462 | 984.00 | 1,661.90 | 103 | 202 | 1,958.27 |
| EC | 16 | 278 | 16 | 462 | 984.00 | 1,661.90 | 103 | 202 | 1,958.27 |
| Developed countries | 210 | 608 | 126 | 626 | 600.95 | 1,029.18 | 170 | 234 | 1,379.05 |
| Less devel countries | 78,461 | 63,384 | 61,898 | 44,423 | 831.28 | 700.85 | 2,656 | 1,052 | 395.93 |
| Potatoes (MT): | | | | | | | | | |
| World | 169,606 | 135,956 | 27,504 | 21,369 | 162.16 | 157.17 | 3,631 | 800 | 220.33 |
| Canada | 169,595 | 135,881 | 27,497 | 21,331 | 162.13 | 156.98 | 3,605 | 791 | 219.43 |
| Developed countries | 169,606 | 135,930 | 27,504 | 21,360 | 162.16 | 157.14 | 3,605 | 791 | 219.43 |
| Squash (MT): | | | | | | | | | |
| World | 44,313 | 51,149 | 24,497 | 26,880 | 552.81 | 525.52 | 141 | 43 | 306.04 |
| Latin America | 44,233 | 51,083 | 24,471 | 26,804 | 553.24 | 525.49 | 126 | 31 | 246.24 |
| Mexico | 44,067 | 50,932 | 24,415 | 26,808 | 554.05 | 526.34 | 105 | 28 | 269.86 |
| Less devel countries | 44,233 | 51,083 | 24,472 | 26,845 | 553.24 | 525.51 | 126 | 31 | 246.24 |
| Vegs-prop or pres (MT): | | | | | | | | | |
| World | 999,094 | 511,117 | 561,344 | 545,826 | 1,124.72 | 1,067.91 | 40,513 | 44,518 | 1,096.85 |
| Canada | 22,836 | 44,195 | 14,803 | 21,469 | 648.22 | 485.78 | 4,505 | 2,333 | 517.91 |
| Latin America | 77,125 | 77,819 | 74,575 | 59,878 | 966.94 | 769.45 | 7,054 | 5,047 | 715.41 |
| Mexico | 55,966 | 50,860 | 52,234 | 33,119 | 933.31 | 651.17 | 5,034 | 2,910 | 577.99 |
| Caribbean | 4,751 | 6,016 | 4,823 | 6,646 | 1,015.25 | 1,104.66 | 119 | 190 | 1,593.53 |
| Dominican Republic | 4,256 | 5,512 | 3,807 | 5,492 | 894.42 | 996.40 | 75 | 86 | 1,143.33 |
| S. America | 15,344 | 20,028 | 16,216 | 19,039 | 1,056.86 | 950.64 | 1,751 | 1,776 | 1,014.51 |
| Brazil | 9,961 | 13,047 | 10,632 | 13,364 | 1,067.37 | 1,024.32 | 1,479 | 1,544 | 1,043.98 |
| W. Europe | 191,260 | 178,955 | 225,530 | 212,578 | 1,179.18 | 1,187.88 | 13,535 | 15,289 | 1,129.62 |
| EC | 86,465 | 72,293 | 81,275 | 75,995 | 939.97 | 1,051.21 | 4,184 | 2,943 | 703.23 |
| France | 5,323 | 6,894 | 7,784 | 9,522 | 1,462.29 | 1,381.14 | 554 | 604 | 1,090.17 |

See footnotes at end of table.

Table 9--U.S. agricultural imports: Quantity, value, and unit value by commodity and country, October-August 1981/82 and 1982/83, and August 1983--Continued

| Commodity and Country | October-August | | | | | | August 1983 | | |
|---|----------------|---------|--------------------|---------|-----------------|----------|-------------|--------------------|-----------------|
| | Quantity | | Value (1,000 dol.) | | Unit value (\$) | | Quantity | Value (1,000 dol.) | Unit value (\$) |
| | 1981/82 | 1982/83 | 1981/82 | 1982/83 | 1981/82 | 1982/83 | | | |
| Vegetables, prepared or preserved (MT): | | | | | | | | | |
| Fed Rep Germany | 7,097 | 6,976 | 28,699 | 29,626 | 4,043.80 | 4,246.85 | 251 | 414 | 1,650.77 |
| Italy | 95,413 | 34,156 | 26,112 | 20,957 | 574.99 | 613.56 | 862 | 652 | 755.92 |
| Greece | 9,629 | 11,000 | 8,849 | 8,417 | 918.95 | 765.20 | 757 | 602 | 795.36 |
| Other W. Europe | 104,795 | 106,662 | 144,255 | 136,582 | 1,376.55 | 1,280.51 | 9,351 | 12,347 | 1,320.38 |
| Switzerland | 5,325 | 5,181 | 20,701 | 21,158 | 3,887.47 | 4,083.82 | 391 | 1,713 | 4,380.80 |
| Spain | 84,862 | 86,226 | 108,580 | 100,681 | 1,291.66 | 1,167.65 | 6,859 | 8,753 | 1,276.18 |
| Portugal | 14,293 | 14,578 | 13,958 | 14,044 | 976.53 | 963.38 | 2,066 | 1,846 | 893.58 |
| E. Europe | 4,133 | 3,661 | 11,715 | 8,715 | 2,834.42 | 2,380.43 | 57 | 39 | 676.46 |
| Czechoslovakia | 1,298 | 866 | 6,438 | 4,111 | 4,960.05 | 4,746.59 | 0 | 0 | .00 |
| Asia | 200,235 | 201,920 | 230,834 | 238,516 | 1,152.81 | 1,181.24 | 14,980 | 21,574 | 1,448.21 |
| W. Asia (Mideast) | 31,845 | 41,674 | 22,384 | 28,878 | 702.90 | 692.96 | 1,244 | 1,069 | 859.18 |
| Israel | 27,632 | 36,539 | 19,286 | 25,144 | 697.95 | 688.15 | 1,176 | 1,016 | 863.94 |
| Japan | 13,181 | 12,858 | 26,642 | 27,702 | 2,021.26 | 2,159.14 | 1,289 | 4,061 | 3,150.51 |
| China (mainland) | 31,563 | 31,012 | 39,850 | 42,231 | 1,262.55 | 1,361.76 | 2,529 | 3,362 | 1,329.50 |
| China (Taiwan) | 68,826 | 60,536 | 90,640 | 86,734 | 1,316.95 | 1,432.76 | 5,383 | 7,954 | 1,477.70 |
| Other E. & S.E. Asia | 53,967 | 55,113 | 50,081 | 51,904 | 927.99 | 941.77 | 4,468 | 5,000 | 1,119.14 |
| Thailand | 26,436 | 24,865 | 10,126 | 9,262 | 383.04 | 372.47 | 1,569 | 643 | 409.60 |
| Rep of Korea | 6,954 | 8,531 | 13,101 | 14,221 | 1,883.91 | 1,667.02 | 894 | 1,721 | 1,925.40 |
| Hong Kong | 16,970 | 18,137 | 22,801 | 24,051 | 1,343.62 | 1,326.07 | 1,770 | 2,390 | 1,350.07 |
| Developed countries | 255,641 | 273,683 | 287,270 | 288,152 | 1,123.72 | 1,052.87 | 20,568 | 22,731 | 1,105.16 |
| Less devel countries | 207,735 | 202,754 | 222,477 | 206,724 | 1,070.96 | 1,019.58 | 17,359 | 18,386 | 1,059.15 |
| Cent plan countries | 35,718 | 34,680 | 51,597 | 50,950 | 1,444.57 | 1,469.15 | 2,586 | 3,401 | 1,315.11 |
| Olives, prepared or preserved (MT): | | | | | | | | | |
| World | 44,787 | 45,763 | 82,638 | 74,578 | 1,845.13 | 1,629.65 | 4,401 | 6,068 | 1,378.86 |
| W. Europe | 41,802 | 43,059 | 78,637 | 71,310 | 1,881.17 | 1,656.09 | 4,248 | 5,896 | 1,387.91 |
| EC | 3,537 | 3,743 | 5,406 | 5,370 | 1,528.47 | 1,434.68 | 330 | 464 | 1,404.83 |
| Greece | 3,362 | 3,417 | 5,095 | 4,798 | 1,515.41 | 1,404.26 | 304 | 416 | 1,366.98 |
| Other W. Europe | 38,265 | 39,316 | 73,231 | 65,940 | 1,913.78 | 1,677.17 | 3,918 | 5,432 | 1,386.48 |
| Spain | 37,968 | 39,080 | 72,803 | 65,588 | 1,917.49 | 1,678.30 | 3,898 | 5,410 | 1,387.81 |
| Asia | 1,938 | 1,410 | 2,700 | 1,839 | 1,393.44 | 1,304.55 | 124 | 153 | 1,236.79 |
| W. Asia (Mideast) | 1,883 | 1,334 | 2,599 | 1,744 | 1,380.31 | 1,307.53 | 122 | 148 | 1,215.09 |
| Israel | 1,870 | 1,331 | 2,583 | 1,737 | 1,381.07 | 1,305.09 | 122 | 148 | 1,215.09 |
| Africa | 886 | 978 | 1,079 | 1,018 | 1,275.95 | 1,041.03 | 29 | 19 | 661.48 |
| W. Africa | 845 | 971 | 1,078 | 1,000 | 1,275.92 | 1,029.36 | 29 | 19 | 661.48 |
| Morocco | 43,704 | 44,447 | 81,283 | 73,112 | 1,859.84 | 1,644.93 | 4,370 | 6,044 | 1,363.08 |
| Developed countries | 1,072 | 1,293 | 1,342 | 1,428 | 1,251.87 | 1,104.58 | 30 | 21 | 710.43 |
| Less devel countries | | | | | | | | | |
| Cent plan countries | | | | | | | | | |
| Mushrooms, canned (MT): | | | | | | | | | |
| World | 37,809 | 48,042 | 77,020 | 95,050 | 2,037.07 | 1,978.48 | 4,429 | 8,794 | 1,885.52 |
| W. Europe | 88 | 563 | 744 | 1,522 | 8,453.65 | 2,703.68 | 152 | 297 | 1,952.26 |
| Asia | 37,678 | 47,470 | 76,063 | 93,484 | 2,018.77 | 1,969.33 | 4,272 | 8,481 | 1,985.27 |
| China (mainland) | 13,233 | 17,450 | 23,107 | 30,118 | 1,746.14 | 1,725.95 | 1,341 | 2,207 | 1,645.43 |
| China (Taiwan) | 12,642 | 17,158 | 31,981 | 40,152 | 2,529.70 | 2,340.14 | 1,768 | 4,087 | 2,311.76 |
| Other E. & S.E. Asia | 11,725 | 12,659 | 20,746 | 22,721 | 1,769.35 | 1,794.81 | 1,150 | 2,159 | 1,877.68 |
| Macao | 1,323 | 1,635 | 2,229 | 2,755 | 1,685.14 | 1,685.10 | 49 | 90 | 1,833.24 |
| Rep of Korea | 2,256 | 3,487 | 4,897 | 7,163 | 2,170.56 | 2,054.21 | 354 | 700 | 1,977.80 |
| Hong Kong | 8,090 | 7,495 | 13,493 | 12,726 | 1,667.89 | 1,697.93 | 746 | 1,368 | 1,833.26 |
| Developed countries | 156 | 775 | 981 | 2,059 | 6,286.43 | 2,657.26 | 170 | 341 | 2,004.84 |
| Less devel countries | 24,405 | 29,817 | 52,778 | 62,873 | 2,162.58 | 2,108.63 | 2,918 | 6,247 | 2,140.69 |
| Cent plan countries | 13,248 | 17,450 | 23,261 | 30,118 | 1,755.82 | 1,725.99 | 1,341 | 2,207 | 1,645.43 |
| Hops, incl extract (MT): | | | | | | | | | |
| World | 7,933 | 6,501 | 36,866 | 33,830 | 4,708.54 | 5,203.84 | 10 | 9 | 945.80 |
| W. Europe | 5,490 | 4,906 | 25,858 | 26,240 | 4,709.94 | 5,348.53 | 0 | 0 | .00 |
| EC | 445 | 181 | 649 | 848 | 4,476.26 | 4,687.12 | 0 | 0 | .00 |
| France | 5,335 | 4,713 | 25,155 | 25,344 | 4,715.05 | 5,377.50 | 0 | 0 | .00 |
| Fed Rep Germany | 2,219 | 1,503 | 10,448 | 7,300 | 4,708.53 | 4,856.77 | 0 | 0 | .00 |
| E. Europe | 1,298 | 866 | 6,438 | 4,111 | 4,960.05 | 4,746.59 | 0 | 0 | .00 |
| Czechoslovakia | 752 | 580 | 3,178 | 2,886 | 4,226.56 | 4,976.25 | 0 | 0 | .00 |
| Poland | 169 | 57 | 832 | 303 | 4,921.30 | 5,314.88 | 0 | 0 | .00 |
| Yugoslavia | 109 | 35 | 498 | 144 | 4,571.23 | 4,105.37 | 0 | 0 | .00 |
| Oceania | 109 | 35 | 498 | 144 | 4,571.23 | 4,105.37 | 0 | 3 | .00 |
| Australia | 5,609 | 4,983 | 26,413 | 26,516 | 4,709.10 | 5,321.33 | 0 | 0 | .00 |
| Developed countries | 2,219 | 1,503 | 10,448 | 7,300 | 4,708.53 | 4,857.06 | | | |
| Cent plan countries | | | | | | | | | |
| Artichokes - prepared (MT): | | | | | | | | | |
| World | 9,818 | 11,486 | 11,439 | 13,387 | 1,189.34 | 1,165.48 | 1,981 | 2,364 | 1,193.43 |
| W. Europe | 9,584 | 11,438 | 11,383 | 13,315 | 1,187.68 | 1,164.13 | 1,973 | 2,353 | 1,192.43 |
| EC | 76 | 100 | 123 | 155 | 1,623.08 | 1,545.15 | 39 | 43 | 1,098.74 |
| Other W. Europe | 9,508 | 11,338 | 11,259 | 13,161 | 1,184.20 | 1,160.76 | 1,934 | 2,310 | 1,194.32 |
| Spain | 9,508 | 11,338 | 11,259 | 13,161 | 1,184.20 | 1,160.76 | 1,934 | 2,310 | 1,194.32 |
| Developed countries | 9,584 | 11,438 | 11,383 | 13,317 | 1,187.72 | 1,164.27 | 1,973 | 2,353 | 1,192.43 |
| Cent plan countries | | | | | | | | | |
| Tomatoes, incl paste & sauce (MT): | | | | | | | | | |
| World | 162,523 | 142,137 | 104,547 | 85,749 | 643.27 | 603.28 | 5,629 | 3,833 | 680.88 |
| Latin America | 21,132 | 16,679 | 20,128 | 12,003 | 952.49 | 719.65 | 1,280 | 844 | 659.07 |
| Mexico | 17,072 | 11,815 | 16,610 | 8,220 | 972.97 | 695.48 | 1,051 | 677 | 644.03 |
| S. America | 4,037 | 4,860 | 3,503 | 3,783 | 867.74 | 778.44 | 229 | 167 | 728.08 |
| Peru | 1,174 | 785 | 1,128 | 584 | 960.75 | 744.04 | 42 | 28 | 566.28 |
| Chile | 1,506 | 1,798 | 1,205 | 1,355 | 800.16 | 753.41 | 84 | 59 | 704.89 |
| Brazil | 1,356 | 2,224 | 1,168 | 1,809 | 861.61 | 813.62 | 103 | 80 | 772.18 |
| W. Europe | 88,666 | 75,043 | 49,483 | 42,193 | 557.86 | 562.25 | 2,958 | 2,166 | 732.36 |
| EC | 46,506 | 34,379 | 25,524 | 19,269 | 548.83 | 560.49 | 823 | 505 | 613.55 |
| France | 1,308 | 1,233 | 1,068 | 866 | 816.85 | 702.36 | 84 | 41 | 489.05 |
| Italy | 44,113 | 32,503 | 23,654 | 17,903 | 536.21 | 550.82 | 739 | 466 | 627.70 |
| Other W. Europe | 42,160 | 40,664 | 23,939 | 22,924 | 567.41 | 563.73 | 2,135 | 1,661 | 778.16 |
| Spain | 28,412 | 27,210 | 12,613 | 12,405 | 443.94 | 455.89 | 205 | 157 | 767.48 |

See footnotes at end of table.

Table 9--U.S. agricultural imports: Quantity, value, and unit value by commodity and country, October-August 1981/82 and 1982/83, and August 1983--continued

| Commodity and Country | October-August | | | | | | August 1983 | | |
|------------------------------------|----------------|-----------|--------------------|---------|-----------------|---------|-------------|--------------------|-----------------|
| | Quantity | | Value (1,000 dol.) | | Unit value (\$) | | Quantity | Value (1,000 dol.) | Unit value (\$) |
| | 1981/82 | 1982/83 | 1981/82 | 1982/83 | 1981/82 | 1982/83 | | | |
| Tomatoes, incl paste & sauce (MT): | | | | | | | | | |
| Portugal | 12,992 | 13,208 | 10,706 | 10,359 | 824.08 | 784.26 | 1,930 | 1,504 | 779.29 |
| Asia | 51,550 | 48,548 | 34,273 | 30,538 | 664.74 | 629.03 | 1,313 | 780 | 593.89 |
| W. Asia (Mideast) | 25,912 | 35,212 | 15,135 | 21,288 | 584.08 | 604.55 | 792 | 484 | 610.55 |
| Turkey | 2,593 | 3,224 | 1,696 | 2,218 | 654.20 | 687.96 | 36 | 19 | 520.19 |
| Israel | 23,319 | 31,988 | 13,438 | 19,070 | 576.28 | 596.15 | 756 | 465 | 614.85 |
| China (Taiwan) | 25,062 | 12,816 | 18,804 | 8,997 | 752.10 | 696.61 | 450 | 250 | 574.10 |
| Developed countries | 112,788 | 108,681 | 63,333 | 62,132 | 561.52 | 571.69 | 3,846 | 2,702 | 702.59 |
| Less devel countries | 48,799 | 32,838 | 40,688 | 23,227 | 833.80 | 707.31 | 1,766 | 1,121 | 634.58 |
| Sugar - cane & beet (MT): | | | | | | | | | |
| World | 3,378,901 | 2,256,697 | 1,148,727 | 860,741 | 339.97 | 381.42 | 175,372 | 67,634 | 385.66 |
| Canada | 6,478 | 22,732 | 2,466 | 8,972 | 380.74 | 394.70 | 36 | 19 | 534.47 |
| Latin America | 2,036,869 | 1,490,355 | 687,538 | 576,377 | 337.55 | 386.74 | 105,176 | 38,519 | 366.23 |
| Central America | 401,935 | 395,916 | 132,480 | 160,902 | 329.60 | 406.40 | 21,846 | 5,318 | 243.41 |
| Guatemala | 46,295 | 91,318 | 13,607 | 38,401 | 293.92 | 420.51 | 3,900 | 1,720 | 440.92 |
| Belize | 48,615 | 32,683 | 16,558 | 14,586 | 340.58 | 446.30 | 0 | 0 | .00 |
| El Salvador | 66,471 | 49,766 | 23,612 | 23,229 | 355.23 | 466.76 | 0 | 0 | .00 |
| Honduras | 61,004 | 57,604 | 21,899 | 15,393 | 358.97 | 267.22 | 10,369 | 1,883 | 181.61 |
| Nicaragua | 46,010 | 52,127 | 15,646 | 22,969 | 340.05 | 440.63 | 0 | 0 | .00 |
| Costa Rica | 41,258 | 37,349 | 12,942 | 16,698 | 313.68 | 447.07 | 0 | 0 | .00 |
| Panama | 92,282 | 75,069 | 28,216 | 29,628 | 305.76 | 394.67 | 7,577 | 1,715 | 226.31 |
| Caribbean | 457,189 | 478,342 | 156,223 | 193,960 | 341.70 | 405.48 | 35,786 | 14,640 | 409.10 |
| Jamaica | 1,765 | 24,388 | 592 | 10,379 | 335.38 | 425.57 | 4,523 | 2,032 | 449.24 |
| Dominican Republic | 439,996 | 407,939 | 150,101 | 164,889 | 341.14 | 404.20 | 31,263 | 12,608 | 403.29 |
| S. America | 1,177,629 | 601,629 | 398,760 | 214,942 | 338.61 | 357.27 | 47,544 | 18,561 | 390.40 |
| Colombia | 84,214 | 47,543 | 30,994 | 18,181 | 368.04 | 382.41 | 5,080 | 2,464 | 485.04 |
| Guyana | 62,821 | 29,988 | 23,064 | 12,984 | 367.13 | 432.97 | 0 | 0 | .00 |
| Ecuador | 42,820 | 0 | 13,255 | 0 | 309.54 | .00 | 0 | 0 | .00 |
| Peru | 30,670 | 68,798 | 11,539 | 30,682 | 376.23 | 445.98 | 0 | 0 | .00 |
| Brazil | 663,608 | 333,503 | 222,562 | 118,351 | 335.38 | 354.87 | 29,702 | 12,298 | 414.05 |
| Argentina | 269,084 | 102,289 | 89,401 | 26,529 | 332.24 | 259.35 | 12,762 | 3,799 | 297.70 |
| Asia | 538,194 | 349,616 | 176,909 | 130,318 | 328.71 | 372.75 | 39,601 | 17,760 | 448.46 |
| China (Taiwan) | 50,295 | 30,327 | 15,086 | 11,995 | 299.94 | 395.52 | 4,483 | 1,620 | 361.35 |
| Other E. & S.E. Asia | 487,673 | 313,055 | 161,672 | 116,283 | 331.52 | 371.44 | 35,118 | 16,139 | 459.57 |
| Thailand | 369,521 | 52,190 | 124,728 | 17,288 | 337.54 | 331.25 | 14,800 | 5,832 | 194.02 |
| Philippines | 118,117 | 260,865 | 36,905 | 98,994 | 312.44 | 379.48 | 20,318 | 10,308 | 507.32 |
| Oceania | 508,489 | 192,711 | 175,246 | 74,063 | 344.64 | 384.32 | 20,321 | 9,856 | 485.01 |
| Australia | 455,953 | 175,210 | 155,911 | 66,173 | 341.94 | 377.68 | 20,321 | 9,856 | 485.01 |
| Fiji | 52,536 | 17,501 | 19,335 | 7,890 | 368.04 | 450.83 | 0 | 0 | .00 |
| Africa | 288,854 | 201,128 | 106,533 | 70,947 | 368.81 | 352.74 | 10,203 | 1,459 | 143.00 |
| Sub-Sahara | 288,854 | 201,128 | 106,533 | 70,947 | 368.81 | 352.74 | 10,203 | 1,459 | 143.00 |
| Mauritius | 32 | 27,013 | 18 | 11,932 | 563.56 | 441.71 | 0 | 0 | .00 |
| Mozambique | 28,955 | 24,124 | 13,639 | 10,021 | 471.03 | 415.39 | 0 | 0 | .00 |
| Swaziland | 102,665 | 38,903 | 37,111 | 14,024 | 361.47 | 360.49 | 0 | 0 | .00 |
| Zimbabwe | 89,347 | 38,453 | 10,669 | 12,758 | 343.26 | 418.95 | 0 | 0 | .00 |
| Malawi | 48,755 | 1,162 | 19,301 | 271 | 395.87 | 232.96 | 0 | 0 | .00 |
| Developed countries | 481,549 | 218,574 | 164,213 | 82,817 | 341.01 | 347.13 | 20,395 | 9,897 | 485.26 |
| Less devel countries | 2,897,225 | 2,018,123 | 984,422 | 777,924 | 339.78 | 385.47 | 154,977 | 57,737 | 372.55 |
| Molasses - inedible (MT): | | | | | | | | | |
| World | 931,622 | 1,500,275 | 60,388 | 63,453 | 64.82 | 42.29 | 75,801 | 3,202 | 42.24 |
| Latin America | 632,364 | 1,016,076 | 40,390 | 40,347 | 63.87 | 39.71 | 48,705 | 2,234 | 45.86 |
| Mexico | 86,815 | 124,521 | 5,043 | 4,507 | 58.08 | 36.19 | 4,094 | 171 | 41.88 |
| Central America | 189,249 | 370,685 | 8,265 | 14,891 | 43.67 | 40.44 | 14,163 | 661 | 46.69 |
| Guatemala | 43,550 | 138,130 | 2,780 | 5,744 | 63.83 | 41.58 | 6,756 | 264 | 39.07 |
| Belize | 33,424 | 28,848 | 1,136 | 1,080 | 33.98 | 37.45 | 0 | 0 | .00 |
| Honduras | 80,433 | 47,196 | 2,516 | 2,754 | 31.29 | 58.36 | 3,877 | 208 | 53.65 |
| Nicaragua | 238 | 29,538 | 11 | 1,291 | 45.91 | 43.70 | 0 | 0 | .00 |
| Panama | 31,604 | 79,434 | 1,823 | 3,465 | 57.67 | 43.63 | 3,530 | 169 | 53.64 |
| Caribbean | 190,447 | 215,593 | 16,125 | 10,953 | 84.67 | 50.80 | 13,318 | 794 | 59.59 |
| Dominican Republic | 168,902 | 179,450 | 14,958 | 9,589 | 88.56 | 53.44 | 11,105 | 669 | 60.26 |
| Barbados | 13,854 | 5,563 | 646 | 335 | 46.65 | 60.20 | 0 | 0 | .00 |
| S. America | 165,853 | 305,277 | 10,957 | 9,896 | 66.06 | 32.41 | 17,130 | 607 | 35.45 |
| Colombia | 98,384 | 144,167 | 6,781 | 3,990 | 68.92 | 27.68 | 4,619 | 249 | 53.94 |
| Guyana | 28,643 | 19,862 | 2,181 | 908 | 76.13 | 45.72 | 0 | 0 | .00 |
| Ecuador | 31,870 | 4,145 | 1,757 | 248 | 55.14 | 59.71 | 0 | 0 | .00 |
| Peru | 6,956 | 130,997 | 238 | 4,407 | 34.24 | 33.64 | 12,511 | 358 | 28.62 |
| W. Europe | 68,776 | 114,755 | 8,773 | 14,185 | 127.56 | 123.61 | 0 | 0 | .00 |
| EC | 68,776 | 114,755 | 8,773 | 14,185 | 127.56 | 123.61 | 0 | 0 | .00 |
| Netherlands | 33,797 | 16,906 | 4,206 | 1,550 | 124.45 | 91.69 | 0 | 0 | .00 |
| France | 34,979 | 86,375 | 4,567 | 12,266 | 130.57 | 142.01 | 0 | 0 | .00 |
| Asia | 47,836 | 69,033 | 1,786 | 1,908 | 37.33 | 27.63 | 6,608 | 250 | 37.91 |
| Other E. & S.E. Asia | 47,812 | 69,033 | 1,774 | 1,908 | 37.11 | 27.63 | 6,606 | 250 | 37.91 |
| Thailand | 31,308 | 29,228 | 1,070 | 673 | 34.17 | 23.04 | 0 | 0 | .00 |
| Indonesia | 16,504 | 29,797 | 705 | 647 | 42.69 | 23.06 | 3,144 | 69 | 21.82 |
| Oceania | 147,320 | 141,439 | 7,139 | 4,271 | 48.46 | 30.20 | 20,446 | 713 | 34.86 |
| Australia | 99,601 | 89,151 | 3,425 | 2,218 | 34.39 | 24.88 | 0 | 0 | .00 |
| Fiji | 47,719 | 52,288 | 3,714 | 2,053 | 77.83 | 39.27 | 20,446 | 713 | 34.86 |
| Africa | 34,761 | 157,783 | 2,272 | 2,671 | 65.36 | 16.93 | 0 | 0 | .00 |
| Sub-Sahara | 34,761 | 157,783 | 2,272 | 2,671 | 65.36 | 16.93 | 0 | 0 | .00 |
| Sudan | 12,877 | 0 | 870 | 0 | 67.55 | .00 | 0 | 0 | .00 |
| Mauritius | 21,884 | 0 | 1,402 | 0 | 64.07 | .00 | 0 | 0 | .00 |
| Rep S. Africa | 0 | 129,848 | 0 | 2,413 | .00 | 18.58 | 0 | 0 | .00 |
| Developed countries | 168,942 | 334,943 | 12,227 | 18,867 | 72.37 | 56.39 | 46 | 5 | 108.33 |
| Less devel countries | 762,656 | 1,165,332 | 48,150 | 44,566 | 63.13 | 38.24 | 75,757 | 3,197 | 42.20 |

See footnotes at end of table.

Table 9--U.S. agricultural imports: Quantity, value, and unit value by commodity and country, October-August 1981/82 and 1982/83, and August 1983--continued

| Commodity and Country | October-August | | | | | | August 1983 | | |
|--------------------------|----------------|---------|--------------------|---------|-----------------|----------|-------------|--------------------|-----------------|
| | Quantity | | Value (1,000 dol.) | | Unit value (\$) | | Quantity | Value (1,000 dol.) | Unit value (\$) |
| | 1981/82 | 1982/83 | 1981/82 | 1982/83 | 1981/82 | 1982/83 | | | |
| Confectionery prod (BT): | | | | | | | | | |
| World | 36,887 | 43,825 | 75,168 | 83,687 | 2,037.80 | 1,909.58 | 4,452 | 8,050 | 1,808.15 |
| Canada | 2,127 | 2,418 | 3,678 | 3,988 | 1,729.10 | 1,649.27 | 279 | 442 | 1,584.40 |
| Latin America | 9,088 | 10,835 | 10,275 | 10,549 | 1,130.60 | 970.70 | 1,106 | 969 | 876.46 |
| Mexico | 958 | 675 | 1,368 | 810 | 1,428.24 | 1,206.32 | 66 | 68 | 1,029.57 |
| S. America | 7,864 | 9,838 | 8,598 | 9,365 | 1,093.33 | 952.29 | 1,036 | 897 | 866.04 |
| Colombia | 2,159 | 1,948 | 2,258 | 1,577 | 1,043.84 | 809.31 | 66 | 57 | 1,018.26 |
| Brazil | 4,200 | 5,887 | 4,258 | 5,546 | 1,013.72 | 942.33 | 705 | 557 | 789.63 |
| Argentina | 1,505 | 1,987 | 2,087 | 2,226 | 1,386.47 | 1,120.52 | 265 | 273 | 1,031.41 |
| W. Europe | 21,466 | 26,377 | 53,747 | 61,888 | 2,503.80 | 2,346.30 | 2,753 | 6,039 | 2,193.58 |
| EC | 16,629 | 20,817 | 40,770 | 47,362 | 2,451.74 | 2,275.15 | 2,265 | 4,687 | 2,069.15 |
| Denmark | 743 | 885 | 1,665 | 1,767 | 2,240.51 | 1,996.24 | 85 | 144 | 1,689.69 |
| United Kingdom | 3,692 | 4,215 | 7,957 | 8,682 | 2,155.16 | 2,050.35 | 566 | 845 | 1,492.07 |
| Ireland | 260 | 85 | 1,424 | 434 | 5,478.48 | 5,106.72 | 6 | 9 | 1,440.33 |
| Netherlands | 2,662 | 3,435 | 5,171 | 6,418 | 1,928.09 | 1,868.42 | 323 | 619 | 1,917.92 |
| Belgium-Luxembourg | 457 | 589 | 796 | 877 | 1,741.11 | 1,491.27 | 58 | 86 | 1,485.24 |
| France | 477 | 628 | 1,517 | 1,835 | 3,179.98 | 2,921.32 | 49 | 132 | 2,690.59 |
| Fed Rep Germany | 6,540 | 8,695 | 18,269 | 22,824 | 2,793.46 | 2,624.92 | 929 | 2,399 | 2,582.65 |
| Italy | 1,711 | 2,238 | 3,854 | 4,480 | 2,252.33 | 2,003.63 | 246 | 449 | 1,825.43 |
| Sweden | 4,837 | 5,560 | 12,977 | 14,527 | 2,682.78 | 2,612.71 | 488 | 1,352 | 2,771.14 |
| Finland | 1,878 | 2,102 | 3,154 | 3,388 | 1,679.44 | 1,611.82 | 120 | 211 | 1,761.61 |
| Spain | 427 | 420 | 996 | 882 | 2,331.50 | 2,095.93 | 22 | 43 | 1,975.36 |
| E. Europe | 2,308 | 2,724 | 8,132 | 9,174 | 3,523.40 | 3,367.70 | 308 | 993 | 3,222.90 |
| Asia | 2,106 | 2,696 | 4,885 | 5,599 | 2,319.68 | 2,076.88 | 1 | 11 | 1,323.00 |
| W. Asia (Mideast) | 624 | 780 | 852 | 1,012 | 1,364.59 | 1,367.47 | 1 | 10 | 1,076.00 |
| Israel | 593 | 648 | 763 | 806 | 1,287.01 | 1,243.30 | 41 | 161 | 3,919.68 |
| Japan | 283 | 360 | 1,380 | 1,647 | 4,876.94 | 4,574.12 | 71 | 150 | 2,113.37 |
| Other E. & S.E. Asia | 750 | 947 | 1,754 | 1,892 | 2,338.83 | 1,998.34 | 60 | 135 | 2,255.35 |
| Hong Kong | 607 | 747 | 1,500 | 1,589 | 2,471.96 | 2,126.54 | 75 | 83 | 1,111.55 |
| Africa | 816 | 877 | 949 | 954 | 1,212.06 | 1,087.87 | 75 | 83 | 1,111.55 |
| Sub-Sahara | 816 | 875 | 949 | 949 | 1,212.06 | 1,084.80 | 75 | 83 | 1,111.55 |
| Rep S. Africa | 816 | 875 | 949 | 949 | 1,210.66 | 1,084.80 | 3,149 | 6,736 | 2,139.11 |
| Developed countries | 25,677 | 30,825 | 61,152 | 69,537 | 2,381.59 | 2,255.88 | 1,215 | 1,227 | 1,009.60 |
| Less devel countries | 10,033 | 12,095 | 12,590 | 13,169 | 1,254.86 | 1,088.79 | 88 | 87 | 990.43 |
| Cent plan countries | 1,177 | 905 | 1,426 | 981 | 1,211.66 | 1,083.68 | | | |
| Tobacco - filler (BT): | | | | | | | | | |
| World | 79,484 | 85,606 | 250,162 | 286,299 | 3,147.32 | 3,343.33 | 7,733 | 26,013 | 3,363.95 |
| Canada | 2,075 | 2,252 | 6,298 | 6,474 | 3,034.98 | 2,874.77 | 193 | 601 | 3,115.41 |
| Latin America | 4,591 | 7,557 | 14,998 | 21,314 | 3,266.84 | 2,820.36 | 540 | 1,381 | 2,570.01 |
| Mexico | 586 | 487 | 2,868 | 1,815 | 4,894.78 | 4,060.70 | 64 | 163 | 2,547.88 |
| S. America | 2,859 | 6,375 | 7,434 | 16,051 | 2,600.36 | 2,517.77 | 402 | 905 | 2,250.37 |
| Brazil | 2,756 | 5,983 | 7,147 | 15,052 | 2,593.35 | 2,515.76 | 379 | 863 | 2,276.98 |
| W. Europe | 13,144 | 13,566 | 48,192 | 50,212 | 3,666.44 | 3,702.54 | 1,211 | 4,401 | 3,634.49 |
| EC | 13,142 | 13,543 | 48,188 | 50,212 | 3,666.75 | 3,707.62 | 1,211 | 4,401 | 3,634.49 |
| Italy | 2,856 | 2,555 | 5,144 | 3,424 | 1,801.29 | 1,340.21 | 114 | 152 | 1,336.88 |
| Greece | 10,135 | 10,975 | 42,802 | 46,762 | 4,223.16 | 4,260.79 | 1,097 | 4,249 | 3,873.26 |
| E. Europe | 9,527 | 11,701 | 32,178 | 39,898 | 3,372.53 | 3,409.77 | 1,036 | 3,637 | 3,505.61 |
| Yugoslavia | 4,526 | 3,724 | 16,216 | 13,984 | 3,582.79 | 3,755.13 | 364 | 1,385 | 3,805.94 |
| Bulgaria | 4,999 | 7,335 | 15,923 | 24,548 | 3,191.52 | 3,346.73 | 674 | 2,253 | 3,343.42 |
| Asia | 49,485 | 49,910 | 146,541 | 166,552 | 2,961.31 | 3,337.05 | 4,704 | 15,864 | 3,330.04 |
| W. Asia (Mideast) | 46,557 | 47,171 | 138,821 | 159,260 | 2,981.73 | 3,376.22 | 4,372 | 15,667 | 3,386.89 |
| Turkey | 41,709 | 45,290 | 120,597 | 151,607 | 2,891.38 | 3,347.48 | 4,120 | 13,775 | 3,343.52 |
| Syria | 1,322 | 767 | 5,036 | 3,022 | 3,809.10 | 3,940.34 | 175 | 730 | 4,173.03 |
| Lebanon | 1,491 | 1,095 | 13,036 | 4,564 | 3,734.21 | 4,167.68 | 68 | 271 | 3,981.31 |
| Other E. & S.E. Asia | 2,859 | 2,714 | 7,609 | 7,223 | 2,661.59 | 2,661.52 | 332 | 857 | 2,581.35 |
| Thailand | 2,727 | 2,459 | 7,246 | 6,556 | 2,657.14 | 2,666.11 | 331 | 856 | 2,585.72 |
| Developed countries | 15,452 | 16,032 | 55,150 | 57,078 | 3,569.13 | 3,560.24 | 1,404 | 5,003 | 3,563.14 |
| Less devel countries | 54,371 | 57,727 | 162,407 | 188,852 | 2,988.49 | 3,271.47 | 5,276 | 17,333 | 3,285.23 |
| Cent plan countries | 9,661 | 11,847 | 32,525 | 40,279 | 3,366.59 | 3,399.97 | 1,053 | 3,678 | 3,492.79 |
| Tobacco - scrap (BT): | | | | | | | | | |
| World | 24,736 | 20,773 | 38,498 | 34,844 | 1,556.37 | 1,677.38 | 2,231 | 3,283 | 1,471.39 |
| Latin America | 8,803 | 7,802 | 20,717 | 18,444 | 2,353.37 | 2,364.07 | 682 | 1,457 | 2,135.75 |
| Mexico | 1,498 | 1,476 | 3,442 | 2,740 | 2,297.60 | 2,329.73 | 112 | 232 | 2,072.08 |
| Central America | 760 | 259 | 2,460 | 423 | 3,236.59 | 1,634.93 | 16 | 32 | 1,979.25 |
| Guatemala | 116 | 40 | 817 | 29 | 3,597.64 | 721.77 | 4 | 6 | 1,507.25 |
| El Salvador | 232 | 0 | 1,016 | 0 | 4,379.00 | .00 | 0 | 0 | .00 |
| Honduras | 263 | 134 | 637 | 245 | 2,422.26 | 1,826.95 | 5 | 13 | 2,553.00 |
| Caribbean | 2,391 | 1,800 | 5,616 | 4,681 | 2,348.70 | 2,608.07 | 195 | 558 | 2,899.46 |
| Dominican Republic | 2,358 | 1,790 | 5,586 | 4,681 | 2,368.93 | 2,614.97 | 191 | 551 | 2,883.03 |
| S. America | 1,154 | 4,567 | 9,498 | 10,587 | 2,214.57 | 2,318.10 | 359 | 635 | 1,769.50 |
| Colombia | 821 | 674 | 1,929 | 1,815 | 2,349.92 | 2,692.59 | 59 | 164 | 2,788.88 |
| Brazil | 2,005 | 1,873 | 5,431 | 5,881 | 2,708.71 | 3,139.90 | 163 | 326 | 2,000.47 |
| Paraguay | 868 | 645 | 1,458 | 1,293 | 1,680.15 | 2,004.88 | 23 | 44 | 1,904.61 |
| Argentina | 457 | 1,319 | 377 | 1,541 | 824.55 | 1,168.37 | 113 | 101 | 890.94 |
| W. Europe | 2,792 | 3,557 | 2,466 | 2,996 | 883.18 | 842.39 | 568 | 474 | 805.83 |
| EC | 2,167 | 3,031 | 1,945 | 2,615 | 897.43 | 862.79 | 550 | 450 | 817.49 |
| Fed Rep Germany | 946 | 599 | 1,263 | 809 | 1,335.31 | 1,446.63 | 47 | 86 | 1,824.21 |
| Italy | 982 | 2,256 | 460 | 1,556 | 468.11 | 689.50 | 484 | 245 | 711.94 |
| Other W. Europe | 625 | 526 | 521 | 381 | 833.77 | 724.83 | 38 | 24 | 637.05 |
| Spain | 624 | 526 | 519 | 381 | 831.82 | 724.83 | 38 | 24 | 637.05 |
| Asia | 12,378 | 8,535 | 13,773 | 11,214 | 1,112.68 | 1,313.88 | 931 | 1,335 | 1,433.60 |
| W. Asia (Mideast) | 4,419 | 2,596 | 1,623 | 1,115 | 367.37 | 429.66 | 148 | 49 | 333.11 |
| Turkey | 3,847 | 2,341 | 1,349 | 983 | 350.57 | 419.85 | 148 | 49 | 333.11 |
| Other E. & S.E. Asia | 7,953 | 5,939 | 12,146 | 10,099 | 1,527.25 | 1,700.38 | 783 | 1,285 | 1,641.61 |
| Indonesia | 3,771 | 3,377 | 6,448 | 5,720 | 1,709.82 | 1,693.87 | 311 | 479 | 1,541.59 |

See footnotes at end of table.

Table 9--U.S. agricultural imports: Quantity, value, and unit value by commodity and country, October-August 1981/82 and 1982/83, and August 1983--continued

| Commodity and Country | October-August | | | | | | August 1983 | | |
|-----------------------|----------------|-----------|--------------------|---------|-----------------|-----------|-------------|--------------------|-----------------|
| | Quantity | | Value (1,000 dol.) | | Unit value (\$) | | Quantity | Value (1,000 dol.) | Unit value (\$) |
| | 1981/82 | 1982/83 | 1981/82 | 1982/83 | 1981/82 | 1982/83 | | | |
| Tobacco - scrap (MT): | | | | | | | | | |
| Philippines | 3,806 | 2,395 | 5,542 | 4,247 | 1,456.21 | 1,773.17 | 404 | 764 | 1,891.30 |
| Africa | 614 | 711 | 1,472 | 2,056 | 2,396.69 | 2,891.43 | 30 | 18 | 586.07 |
| Sub-Sahara | 614 | 711 | 1,472 | 2,056 | 2,396.69 | 2,891.43 | 30 | 18 | 586.07 |
| Cameroon | 511 | 630 | 1,417 | 1,922 | 2,773.65 | 3,051.21 | 3 | 9 | 2,885.67 |
| Developed countries | 2,922 | 3,730 | 2,518 | 3,188 | 861.76 | 854.70 | 588 | 474 | 805.83 |
| Less devel countries | 21,794 | 17,017 | 35,961 | 31,630 | 1,650.02 | 1,858.74 | 1,643 | 2,807 | 1,709.58 |
| Other tobacco (MT): | | | | | | | | | |
| World | 55,487 | 120,250 | 144,057 | 375,891 | 2,596.23 | 3,125.91 | 56,061 | 193,439 | 3,450.51 |
| Canada | 4,349 | 3,416 | 13,806 | 10,199 | 3,174.44 | 2,985.70 | 903 | 3,926 | 4,348.27 |
| Latin America | 30,785 | 71,223 | 78,147 | 228,413 | 2,538.47 | 3,207.01 | 35,810 | 124,883 | 3,487.37 |
| Mexico | 3,171 | 10,592 | 8,143 | 33,766 | 2,567.82 | 3,187.87 | 6,970 | 20,466 | 2,936.37 |
| Central America | 3,393 | 7,893 | 13,733 | 35,278 | 4,047.55 | 4,469.57 | 4,761 | 21,471 | 4,509.84 |
| Guatemala | 1,202 | 3,007 | 4,666 | 12,886 | 3,881.62 | 4,285.20 | 2,058 | 8,584 | 4,170.94 |
| Honduras | 1,308 | 1,017 | 4,786 | 13,216 | 3,658.73 | 4,380.49 | 1,704 | 8,130 | 4,771.39 |
| Nicaragua | 221 | 568 | 1,805 | 3,693 | 8,165.20 | 6,502.13 | 354 | 1,737 | 4,905.48 |
| S. America | 23,778 | 52,412 | 55,278 | 158,695 | 2,323.50 | 3,027.83 | 24,040 | 82,894 | 3,448.17 |
| Chile | 641 | 937 | 1,667 | 3,122 | 2,601.34 | 3,331.96 | 536 | 1,804 | 3,365.73 |
| Brazil | 20,948 | 44,154 | 50,352 | 140,472 | 2,403.65 | 3,181.40 | 20,729 | 72,946 | 3,519.05 |
| Argentina | 1,587 | 7,017 | 1,558 | 14,152 | 981.83 | 2,016.75 | 2,690 | 7,916 | 2,942.77 |
| E. Europe | 6,245 | 12,331 | 12,378 | 33,993 | 1,982.13 | 2,756.74 | 7,843 | 21,696 | 2,766.33 |
| EC | 6,195 | 12,238 | 12,353 | 33,942 | 1,994.05 | 2,773.51 | 7,843 | 21,696 | 2,766.33 |
| Denmark | 721 | 1,114 | 2,519 | 4,197 | 3,493.68 | 3,767.10 | 60 | 214 | 3,564.07 |
| Italy | 2,224 | 7,182 | 3,360 | 16,042 | 1,510.61 | 2,233.62 | 5,875 | 13,750 | 2,342.15 |
| Greece | 2,941 | 3,606 | 5,616 | 13,406 | 1,909.52 | 3,717.57 | 1,885 | 7,658 | 4,062.39 |
| Asia | 12,543 | 24,098 | 32,459 | 68,244 | 2,587.79 | 2,831.93 | 7,615 | 25,116 | 3,298.20 |
| S. Asia | 664 | 590 | 2,068 | 708 | 3,113.77 | 1,200.52 | 45 | 118 | 2,631.64 |
| India | 664 | 376 | 2,067 | 573 | 3,113.02 | 1,523.57 | 45 | 118 | 2,631.64 |
| Other E. & S. E. Asia | 11,392 | 22,263 | 30,104 | 66,803 | 2,642.56 | 3,000.65 | 6,550 | 24,442 | 3,731.59 |
| Thailand | 3,113 | 4,408 | 6,386 | 8,364 | 2,051.45 | 1,897.50 | 468 | 1,556 | 3,325.36 |
| Philippines | 1,167 | 3,458 | 1,042 | 6,409 | 893.06 | 1,853.37 | 953 | 2,455 | 2,575.58 |
| Rep of Korea | 6,932 | 14,262 | 22,474 | 51,973 | 3,242.00 | 3,644.16 | 5,116 | 20,428 | 3,992.95 |
| Africa | 1,410 | 8,422 | 7,011 | 33,691 | 4,972.34 | 4,000.41 | 3,850 | 17,703 | 4,598.07 |
| Sub-Sahara | 1,410 | 8,422 | 7,011 | 33,691 | 4,972.34 | 4,000.41 | 3,850 | 17,703 | 4,598.07 |
| Cameroon | 121 | 162 | 2,718 | 2,698 | 22,462.80 | 16,657.20 | 28 | 860 | 30,709.21 |
| Rep S. Africa | 282 | 1,456 | 807 | 4,344 | 2,862.99 | 2,983.27 | 801 | 2,701 | 3,372.24 |
| Zimbabwe | 465 | 1,558 | 1,228 | 3,647 | 2,640.81 | 3,624.75 | 798 | 3,913 | 4,903.24 |
| Malawi | 517 | 4,981 | 2,079 | 20,175 | 4,021.13 | 4,050.44 | 2,105 | 10,001 | 4,750.87 |
| Developed countries | 10,985 | 18,203 | 27,014 | 49,076 | 2,459.21 | 2,696.05 | 10,547 | 28,864 | 2,736.71 |
| Less devel countries | 44,347 | 101,254 | 116,787 | 325,445 | 2,633.47 | 3,214.14 | 45,474 | 164,460 | 3,616.57 |
| Wine (HL): | | | | | | | | | |
| World | 4,096,622 | 4,393,609 | 704,333 | 751,418 | 171.93 | 171.02 | 377,536 | 63,553 | 168.34 |
| E. Europe | 3,979,290 | 4,251,899 | 687,603 | 731,471 | 172.79 | 172.03 | 367,618 | 62,090 | 168.90 |
| EC | 3,618,085 | 3,872,491 | 615,360 | 653,212 | 170.08 | 168.68 | 340,200 | 57,023 | 167.62 |
| France | 675,149 | 840,228 | 239,049 | 262,987 | 354.07 | 312.99 | 73,170 | 22,814 | 311.79 |
| Fed Rep Germany | 480,300 | 514,546 | 94,797 | 97,744 | 197.37 | 189.96 | 55,618 | 10,646 | 191.42 |
| Italy | 2,419,726 | 2,478,227 | 272,362 | 285,728 | 112.56 | 115.29 | 209,560 | 23,302 | 111.19 |
| Other E. Europe | 361,205 | 379,508 | 72,243 | 78,259 | 200.00 | 206.26 | 27,418 | 5,067 | 184.81 |
| Spain | 168,794 | 208,945 | 41,013 | 51,771 | 242.98 | 247.77 | 14,185 | 3,390 | 238.95 |
| Portugal | 183,665 | 161,034 | 29,110 | 24,540 | 158.50 | 152.39 | 12,614 | 1,509 | 119.64 |
| Developed countries | 4,019,187 | 4,297,507 | 694,744 | 740,014 | 172.86 | 172.20 | 371,096 | 62,811 | 169.26 |
| Latin America | 1,826,416 | 1,918,746 | 101,499 | 113,661 | 55.57 | 59.24 | 618,365 | 13,103 | 60.00 |
| Mexico | 363,556 | 381,044 | 24,819 | 24,168 | 68.27 | 63.42 | 48,583 | 3,001 | 61.78 |
| Central America | 357,704 | 373,238 | 24,390 | 23,559 | 68.18 | 63.12 | 47,797 | 2,943 | 61.56 |
| Guatemala | 347,646 | 3,843,591 | 281,623 | 292,614 | 75.24 | 74.13 | 360,919 | 28,430 | 78.63 |
| Honduras | 3,437,912 | 3,810,683 | 258,591 | 289,930 | 75.22 | 76.08 | 378,908 | 28,276 | 78.62 |
| Nicaragua | 123,553 | 139,923 | 9,697 | 10,884 | 78.49 | 77.79 | 11,965 | 918 | 76.72 |
| S. America | 80,000 | 90,503 | 6,307 | 6,747 | 78.83 | 74.55 | 6,630 | 468 | 70.58 |
| Ireland | 2,408,002 | 2,523,295 | 176,170 | 185,229 | 73.16 | 73.41 | 288,902 | 17,787 | 71.46 |
| Netherlands | 50,235 | 51,979 | 4,597 | 4,697 | 91.51 | 90.36 | 5,003 | 432 | 86.36 |
| France | 739,251 | 959,402 | 58,766 | 78,667 | 79.49 | 81.96 | 103,145 | 8,383 | 81.27 |
| Fed Rep Germany | 154,328 | 165,724 | 9,711 | 11,517 | 62.92 | 69.49 | 22,238 | 1,577 | 70.80 |
| Japan | 64,931 | 84,479 | 5,132 | 7,062 | 79.04 | 83.59 | 12,591 | 1,067 | 84.73 |
| Oceania | 78,685 | 120,821 | 4,848 | 6,963 | 61.61 | 57.63 | 11,934 | 716 | 59.97 |
| Australia | 65,743 | 99,615 | 3,811 | 5,339 | 57.96 | 53.60 | 9,267 | 518 | 55.87 |
| Developed countries | 5,445,631 | 5,966,013 | 372,915 | 420,116 | 68.48 | 70.42 | 623,597 | 43,295 | 69.43 |
| Less devel countries | 418,830 | 430,435 | 27,849 | 27,297 | 66.49 | 63.42 | 52,053 | 3,214 | 61.75 |
| Sesameseed (MT): | | | | | | | | | |
| World | 29,371 | 37,818 | 29,615 | 36,160 | 1,008.29 | 956.17 | 2,233 | 2,248 | 1,086.72 |
| Latin America | 29,320 | 30,184 | 29,494 | 30,303 | 1,005.93 | 1,003.94 | 1,751 | 1,895 | 1,082.46 |
| Mexico | 20,782 | 20,886 | 21,405 | 21,240 | 1,029.98 | 1,016.97 | 1,561 | 1,706 | 1,092.62 |
| Central America | 8,521 | 9,073 | 8,077 | 8,881 | 947.90 | 978.88 | 131 | 139 | 1,061.07 |
| Guatemala | 7,038 | 7,408 | 6,558 | 7,061 | 931.77 | 953.20 | 78 | 81 | 1,033.97 |
| El Salvador | 340 | 467 | 311 | 466 | 913.47 | 992.55 | 37 | 38 | 1,037.84 |
| Honduras | 560 | 300 | 531 | 300 | 948.39 | 998.94 | 0 | 0 | 0.00 |
| Nicaragua | 583 | 898 | 678 | 1,057 | 1,162.25 | 1,176.84 | 16 | 20 | 1,245.88 |
| Asia | 45 | 6,953 | 109 | 5,250 | 2,430.49 | 755.10 | 482 | 353 | 731.60 |
| China (mainland) | 5 | 6,786 | 11 | 5,034 | 2,133.20 | 741.84 | 461 | 323 | 700.94 |
| Africa | 0 | 653 | 1 | 575 | 0.00 | 880.91 | 0 | 0 | 0.00 |
| N. Africa | 0 | 653 | 0 | 575 | 0.00 | 880.91 | 0 | 0 | 0.00 |
| Egypt | 0 | 653 | 0 | 575 | 0.00 | 880.91 | 0 | 0 | 0.00 |
| Less devel countries | 29,331 | 30,961 | 29,512 | 30,988 | 1,006.16 | 1,000.87 | 1,761 | 1,903 | 1,080.88 |
| Cent plan countries | 5 | 6,786 | 11 | 5,034 | 2,133.20 | 741.84 | 461 | 323 | 700.94 |

See footnotes at end of table.

Table 9.--U.S. agricultural imports: Quantity, value, and unit value by commodity and country, October-August 1981/82 and 1982/83, and August 1983--continued

| Commodity and Country | October-August | | | | | | August 1983 | | | |
|----------------------------|----------------|---------|--------------------|---------|-----------------|----------|-------------|--------------------|-----------------|----------|
| | Quantity | | Value (1,000 dol.) | | Unit value (\$) | | Quantity | Value (1,000 dol.) | Unit value (\$) | |
| | 1981/82 | 1982/83 | 1981/82 | 1982/83 | 1981/82 | 1982/83 | | | | |
| Castor oil (MT): | | | | | 778.03 | 853.75 | 4,625 | 4,078 | 881.76 | |
| World | 34,203 | 26,749 | 26,611 | 22,837 | 777.47 | 852.87 | 4,136 | 3,630 | 877.70 | |
| Latin America | 29,720 | 19,301 | 23,106 | 16,461 | 777.45 | 852.87 | 4,136 | 3,630 | 877.74 | |
| S. America | 29,714 | 19,301 | 23,101 | 16,461 | 777.45 | 856.05 | 489 | 0 | 0.00 | |
| Brazil | 4,467 | 7,446 | 3,471 | 6,376 | 777.14 | 856.63 | 0 | 0 | 0.00 | |
| Asia | 3,468 | 3,952 | 2,677 | 3,393 | 772.04 | 856.63 | 0 | 448 | 915.74 | |
| S. Asia | 3,468 | 3,952 | 2,677 | 3,393 | 772.04 | 856.63 | 0 | 448 | 915.74 | |
| India | 999 | 3,496 | 794 | 2,983 | 794.86 | 853.14 | 489 | 448 | 861.76 | |
| Other E. & S.E. Asia | 999 | 3,496 | 794 | 2,983 | 794.86 | 853.75 | 4,625 | 4,078 | 881.76 | |
| Thailand | 34,187 | 26,749 | 26,578 | 22,837 | 777.42 | 853.75 | 4,625 | 4,078 | 881.76 | |
| Less devel countries | | | | | | | | | | |
| Coconut oil (MT): | | | | | 486.14 | 415.83 | 28,743 | 13,054 | 454.17 | |
| World | 413,047 | 367,354 | 200,801 | 152,758 | 485.96 | 416.93 | 25,650 | 11,650 | 454.18 | |
| Asia | 397,945 | 343,960 | 193,385 | 143,409 | 531.54 | 416.69 | 0 | 0 | 0.00 | |
| S. Asia | 13,013 | 4,568 | 6,917 | 1,903 | 531.47 | 416.63 | 25,650 | 11,650 | 454.18 | |
| Sri Lanka | 13,013 | 4,568 | 6,917 | 1,903 | 531.47 | 416.63 | 25,650 | 11,650 | 454.18 | |
| Other E. & S.E. Asia | 384,932 | 339,392 | 186,468 | 141,506 | 533.64 | 417.70 | 0 | 0 | 0.00 | |
| Malaysia | 6,123 | 7,596 | 3,267 | 2,914 | 483.40 | 398.05 | 3,088 | 1,393 | 451.15 | |
| Philippines | 377,787 | 331,796 | 182,624 | 138,592 | 492.88 | 406.87 | 1,547 | 664 | 429.25 | |
| Oceania | 10,842 | 23,372 | 5,344 | 9,303 | 406.87 | 394.34 | 0 | 0 | 0.00 | |
| Papua New Guinea | 0 | 4,122 | 0 | 1,677 | 868.00 | 367.65 | 500 | 264 | 527.84 | |
| West Samoa | 3,684 | 8,788 | 3 | 1,723 | 445.43 | 422.09 | 1,041 | 465 | 446.84 | |
| Trust Ter Pac Is | 7,155 | 5,775 | 3,700 | 2,438 | 517.16 | 415.79 | 28,743 | 13,054 | 454.17 | |
| Fiji | 412,525 | 367,345 | 200,512 | 152,740 | 486.06 | 415.79 | 28,743 | 13,054 | 454.17 | |
| Less devel countries | | | | | | | | | | |
| Olive oil (MT): | | | | | 43,449 | 1,608.25 | 1,477.72 | 3,215 | 4,285 | 1,332.89 |
| World | 27,126 | 29,403 | 43,625 | 42,297 | 1,596.77 | 1,473.24 | 3,287 | 4,263 | 1,329.24 | |
| N. Europe | 25,146 | 28,710 | 40,152 | 38,141 | 1,541.88 | 1,459.99 | 2,061 | 2,763 | 1,340.77 | |
| EC | 17,025 | 19,480 | 26,250 | 24,489 | 1,549.46 | 1,481.61 | 1,784 | 2,404 | 1,347.79 | |
| France | 949 | 2,037 | 1,184 | 2,174 | 1,549.46 | 1,481.61 | 28 | 49 | 1,762.00 | |
| Italy | 15,588 | 16,991 | 24,153 | 25,174 | 1,868.84 | 1,714.77 | 1,446 | 1,500 | 1,308.65 | |
| Greece | 488 | 16,452 | 912 | 775 | 1,711.85 | 1,501.20 | 1,128 | 1,476 | 1,308.08 | |
| Other N. Europe | 8,121 | 9,230 | 13,902 | 13,856 | 1,684.34 | 1,467.53 | 18 | 24 | 1,344.44 | |
| Spain | 7,711 | 8,843 | 12,988 | 12,977 | 2,229.16 | 2,258.75 | 0 | 0 | 0.00 | |
| Portugal | 410 | 384 | 914 | 867 | 2,229.16 | 1,702.68 | 0 | 0 | 0.00 | |
| Africa | 1,977 | 604 | 3,455 | 1,028 | 1,751.00 | 1,702.68 | 0 | 0 | 0.00 | |
| N. Africa | 1,973 | 604 | 3,455 | 1,028 | 1,751.00 | 1,702.68 | 3,207 | 4,263 | 1,329.29 | |
| Tunisia | 1,973 | 604 | 3,455 | 1,028 | 1,751.00 | 1,473.45 | 8 | 22 | 2,773.50 | |
| Developed countries | 25,146 | 28,713 | 40,161 | 42,307 | 1,596.99 | 1,473.45 | 8 | 22 | 2,773.50 | |
| Less devel countries | 1,978 | 690 | 3,464 | 1,990 | 1,751.41 | 1,655.55 | 0 | 0 | 0.00 | |
| Palm oil (MT): | | | | | 471.20 | 377.03 | 8,030 | 3,691 | 459.69 | |
| World | 89,541 | 128,810 | 42,192 | 48,566 | 470.76 | 375.76 | 7,929 | 3,509 | 442.60 | |
| Asia | 89,445 | 128,674 | 42,107 | 48,350 | 470.76 | 375.76 | 7,929 | 3,509 | 442.60 | |
| Other E. & S.E. Asia | 89,445 | 128,674 | 42,107 | 48,350 | 475.51 | 378.00 | 5,894 | 2,229 | 378.21 | |
| Malaysia | 83,538 | 107,724 | 39,723 | 40,720 | 475.51 | 378.00 | 0 | 0 | 0.00 | |
| Singapore | 0 | 3,418 | 0 | 1,152 | 0.00 | 337.09 | 2,035 | 1,280 | 629.08 | |
| Indonesia | 5,907 | 16,532 | 2,384 | 6,093 | 403.59 | 368.58 | 7,929 | 3,509 | 442.60 | |
| Less devel countries | 89,470 | 128,702 | 42,133 | 48,371 | 470.92 | 375.84 | 0 | 0 | 0.00 | |
| Palm kernel oil (MT): | | | | | 525.58 | 494.54 | 11,118 | 6,387 | 574.51 | |
| World | 88,102 | 93,838 | 46,305 | 46,407 | 1,362.72 | 1,298.85 | 1,130 | 1,560 | 1,380.40 | |
| N. Europe | 7,114 | 8,883 | 9,694 | 11,538 | 1,362.72 | 1,298.85 | 70 | 111 | 1,582.68 | |
| EC | 7,114 | 8,883 | 9,694 | 11,538 | 1,321.09 | 1,485.37 | 1,060 | 1,449 | 1,367.55 | |
| Denmark | 988 | 516 | 1,305 | 766 | 1,367.41 | 1,287.36 | 9,968 | 4,828 | 483.34 | |
| Netherlands | 6,068 | 8,366 | 8,297 | 34,849 | 447.44 | 410.27 | 9,988 | 4,828 | 483.34 | |
| Asia | 76,271 | 84,942 | 34,126 | 34,849 | 447.44 | 410.27 | 9,988 | 4,828 | 483.34 | |
| Other E. & S.E. Asia | 76,271 | 84,942 | 34,126 | 34,849 | 447.44 | 410.27 | 9,988 | 4,828 | 483.34 | |
| Malaysia | 75,252 | 84,438 | 33,648 | 34,652 | 447.14 | 410.38 | 0 | 0 | 0.00 | |
| Philippines | 1,019 | 504 | 479 | 198 | 469.60 | 392.15 | 0 | 0 | 0.00 | |
| Africa | 4,717 | 8 | 2,484 | 15 | 526.53 | 1,825.25 | 0 | 0 | 0.00 | |
| Sub-Sahara | 4,717 | 8 | 2,484 | 15 | 526.53 | 1,825.25 | 0 | 0 | 0.00 | |
| Ivory Coast | 3,278 | 1 | 1,577 | 1 | 481.05 | 1,068.00 | 0 | 0 | 0.00 | |
| Nigeria | 1,437 | 0 | 896 | 0 | 623.43 | 0.00 | 1,130 | 1,560 | 1,380.40 | |
| Developed countries | 7,114 | 8,889 | 9,695 | 11,545 | 1,362.78 | 1,298.84 | 9,988 | 4,828 | 483.34 | |
| Less devel countries | 80,988 | 84,949 | 36,610 | 34,861 | 452.04 | 410.38 | 0 | 0 | 0.00 | |
| Oilcake and meal (MT): | | | | | 166.39 | 161.97 | 9,426 | 1,453 | 154.15 | |
| World | 54,646 | 80,164 | 9,092 | 12,984 | 175.63 | 165.32 | 6,243 | 1,093 | 175.08 | |
| Canada | 33,848 | 64,652 | 5,945 | 10,689 | 149.35 | 136.25 | 3,104 | 341 | 110.01 | |
| Latin America | 19,462 | 11,325 | 2,907 | 1,543 | 155.00 | 0.00 | 0 | 0 | 0.00 | |
| Central America | 2,000 | 0 | 310 | 0 | 155.00 | 0.00 | 3,104 | 341 | 110.01 | |
| El Salvador | 2,000 | 0 | 310 | 0 | 155.41 | 115.06 | 3,104 | 341 | 110.01 | |
| Caribbean | 14,464 | 6,868 | 2,248 | 790 | 155.41 | 115.06 | 0 | 0 | 0.00 | |
| Haiti | 14,464 | 6,868 | 2,248 | 790 | 116.36 | 169.47 | 0 | 0 | 0.00 | |
| S. America | 2,998 | 4,391 | 349 | 744 | 116.36 | 169.47 | 0 | 13 | 177.51 | |
| Argentina | 2,998 | 4,391 | 349 | 744 | 153.21 | 154.68 | 76 | 0 | 0.00 | |
| Oceania | 1,261 | 3,963 | 193 | 613 | 0.00 | 124.43 | 75 | 13 | 177.51 | |
| Australia | 0 | 1,260 | 0 | 157 | 153.21 | 168.78 | 75 | 13 | 177.51 | |
| Trust Ter Pac Is | 1,261 | 2,703 | 5,992 | 10,981 | 176.64 | 166.03 | 6,246 | 1,097 | 175.63 | |
| Developed countries | 33,923 | 66,135 | 3,100 | 2,004 | 149.61 | 142.82 | 3,180 | 356 | 111.96 | |
| Less devel countries | 20,723 | 14,029 | 8,585 | 4,136 | 1,482.67 | 2,006.02 | 401 | 980 | 2,443.25 | |
| Cotton, excl linters (MT): | | | | | 414 | 1,331.16 | 0 | 0 | 0.00 | |
| World | 5,790 | 2,062 | 6,225 | 414 | 325 | 1,213.16 | 0 | 0 | 0.00 | |
| Latin America | 4,676 | 319 | 4,885 | 89 | 2,063.35 | 2,159.71 | 0 | 0 | 0.00 | |
| Mexico | 4,027 | 278 | 1,339 | 89 | 2,063.35 | 2,146.46 | 0 | 0 | 0.00 | |
| S. America | 649 | 41 | 1,339 | 89 | 2,063.35 | 2,146.46 | 0 | 0 | 0.00 | |
| Peru | 649 | 41 | 1,339 | 89 | 2,063.35 | 2,146.46 | 0 | 0 | 0.00 | |
| E. Europe | 81 | 0 | 198 | 0 | 2,448.41 | 0.00 | 0 | 0 | 0.00 | |

See footnotes at end of table.

Table 9--U.S. agricultural imports: Quantity, value, and unit value by commodity and country.
October-August 1981/82 and 1982/83, and August 1983--continued

| Commodity and Country | October-August | | | | | | August 1983 | | |
|--------------------------------|----------------|---------|--------------------|---------|-----------------|------------|-------------|--------------------|-----------------|
| | Quantity | | Value (1,000 dol.) | | Unit value (\$) | | Quantity | Value (1,000 dol.) | Unit value (\$) |
| | 1981/82 | 1982/83 | 1981/82 | 1982/83 | 1981/82 | 1982/83 | | | |
| Cotton, excl linters(MT): | | | 198 | 0 | 2,448.41 | 0.00 | 0 | 0 | 0.00 |
| German Dem Rep | 81 | 0 | 164 | 0 | 1,488.03 | -0.00 | 0 | 0 | -0.00 |
| USSR, Est, Lat, Lith | 110 | 0 | 164 | 0 | 1,488.03 | -0.00 | 0 | 0 | -0.00 |
| USSR | 110 | 0 | 48 | 91 | 1,448.64 | 1,392.41 | 31 | 40 | 1,281.87 |
| Asia | 33 | 65 | 0 | 91 | -0.00 | 1,392.41 | 31 | 40 | 1,281.87 |
| S. Asia | 0 | 61 | 0 | 86 | -0.00 | 1,406.15 | 370 | 940 | 2,540.55 |
| Pakistan | 0 | 0 | 1,945 | 3,631 | 2,187.36 | 2,164.02 | 370 | 940 | 2,540.55 |
| Africa | 889 | 1,678 | 1,773 | 2,721 | 2,230.33 | 2,377.55 | 370 | 940 | 2,540.55 |
| N. Africa | 795 | 1,164 | 1,773 | 2,721 | 2,230.33 | 2,377.55 | 0 | 0 | -0.00 |
| Egypt | 795 | 1,164 | 171 | 910 | 1,823.99 | 1,771.03 | 0 | 0 | -0.00 |
| Sub-Sahara | 94 | 514 | 171 | 910 | 1,823.99 | 1,771.03 | 401 | 980 | 2,443.25 |
| Sudan | 94 | 514 | 8,217 | 4,136 | 1,467.82 | 2,005.69 | 0 | 0 | -0.00 |
| Less devel countries | 5,598 | 2,062 | 362 | 0 | 1,895.31 | -0.00 | 0 | 0 | -0.00 |
| Cent plan countries | 191 | 0 | | | | | 499 | 325 | 651.68 |
| Cotton linters(MT): | | | 2,107 | 2,704 | 329.60 | 448.25 | 398 | 270 | 679.31 |
| World | 6,392 | 6,033 | 1,557 | 2,284 | 316.92 | 440.47 | 398 | 270 | 679.31 |
| Latin America | 5,229 | 5,186 | 1,597 | 2,166 | 314.31 | 442.99 | 0 | 0 | -0.00 |
| Mexico | 5,082 | 4,890 | 60 | 118 | 407.22 | 398.92 | 0 | 0 | -0.00 |
| S. America | 147 | 296 | 60 | 118 | 407.22 | 398.92 | 0 | 54 | 535.67 |
| Brazil | 147 | 296 | 60 | 414 | 386.10 | 492.85 | 101 | 54 | 535.67 |
| Asia | 1,162 | 841 | 449 | 414 | 386.10 | 492.85 | 101 | 270 | 679.31 |
| China (mainland) | 1,162 | 841 | 449 | 414 | 386.10 | 492.85 | 398 | 54 | 535.67 |
| Less devel countries | 5,229 | 5,186 | 1,657 | 2,284 | 316.92 | 440.47 | 0 | 0 | -0.00 |
| Cent plan countries | 1,162 | 841 | 449 | 414 | 386.10 | 492.85 | 101 | 54 | 535.67 |
| Seeds field and garden(MT): | | | 82,724 | 86,193 | 793.44 | 1,040.15 | 1,070 | 3,463 | 3,236.18 |
| World | 104,260 | 82,866 | 30,069 | 38,795 | 724 | 562.23 | 632 | 669 | 1,058.25 |
| Canada | 86,347 | 69,002 | 11,828 | 9,059 | 10,226 | 9,076.70 | 107 | 780 | 7,287.72 |
| Latin America | 1,091 | 998 | 3,543 | 2,887 | 5,921.96 | 6,430.48 | 40 | 446 | 1,152.65 |
| Mexico | 598 | 449 | 4,908 | 3,280 | 545,285.89 | 409,960.25 | 0 | 291 | -0.00 |
| Central America | 9 | 8 | 1,882 | 1,342 | 268,905.00 | 134,205.00 | 0 | 178 | -0.00 |
| Guatemala | 7 | 1 | 2,766 | 1,820 | -0.00 | -0.00 | 6 | 30 | 5,018.67 |
| Costa Rica | 0 | 0 | 3,065 | 2,868 | 7,013.86 | 6,012.46 | 3 | 12 | 4,163.67 |
| S. America | 437 | 477 | 2,496 | 2,522 | 16,102.31 | 15,570.39 | 41 | 888 | 21,664.66 |
| Chile | 155 | 1,906 | 13,762 | 11,939 | 3,838.91 | 6,263.75 | 41 | 886 | 21,597.63 |
| W. Europe | 3,585 | 1,703 | 12,344 | 11,047 | 3,538.00 | 6,466.55 | 1 | 16 | 16,347.00 |
| EC | 3,489 | 1,64 | 2,236 | 1,139 | 12,088.88 | 17,802.80 | 16 | 764 | 47,744.88 |
| United Kingdom | 385 | 1,056 | 4,981 | 6,463 | 5,944.17 | 6,120.59 | 2 | 61 | 30,504.50 |
| Netherlands | 838 | 116 | 1,191 | 1,095 | 2,875.98 | 9,436.47 | 0 | 3 | -0.00 |
| France | 414 | 137 | 1,915 | 572 | 1,583.81 | 4,178.58 | 0 | 2 | -0.00 |
| Fed Rep Germany | 1,209 | 202 | 1,182 | 1,292 | 11,363.13 | 6,394.76 | 0 | 3 | -0.00 |
| Italy | 104 | 203 | 1,418 | 892 | 10,774.98 | 4,394.66 | 0 | 3 | -0.00 |
| Other E. Europe | 96 | 86 | 1,185 | 688 | 17,167.00 | 7,996.39 | 0 | 0 | -0.00 |
| Sweden | 69 | 108 | 5,257 | 203 | 1,347.83 | 1,877.56 | 0 | 0 | -0.00 |
| E. Europe | 3,900 | 108 | 2,402 | 5 | 1,320.58 | 5,165.00 | 0 | 0 | -0.00 |
| Hungary | 1,819 | 1 | 2,640 | 0 | 1,336.72 | -0.00 | 0 | 0 | -0.00 |
| Romania | 1,975 | 0 | 17,807 | 18,094 | 2,242.99 | 3,075.11 | 156 | 791 | 5,067.98 |
| Asia | 7,939 | 5,884 | 1,168 | 1,002 | 10,245.27 | 11,655.42 | 11 | 133 | 12,082.45 |
| W. Asia (Mideast) | 114 | 86 | 1,186 | 994 | 12,457.52 | 12,419.17 | 119 | 97 | 813.78 |
| Israel | 92 | 80 | 7,787 | 5,490 | 1,160.09 | 1,038.71 | 119 | 97 | 813.78 |
| S. Asia | 6,712 | 5,285 | 7,779 | 5,282 | 1,159.90 | 1,030.73 | 12 | 421 | 35,088.75 |
| India | 6,707 | 5,125 | 2,332 | 3,525 | 27,759.21 | 46,376.34 | 12 | 35 | 2,924.33 |
| Japan | 84 | 76 | 1,724 | 776 | 1,755.59 | 2,424.77 | 2 | 103 | 51,572.50 |
| China (mainland) | 982 | 320 | 4,554 | 6,114 | 133,948.97 | 101,892.00 | 0 | 2 | -0.00 |
| China (Taiwan) | 34 | 60 | 243 | 1,188 | 18,658.85 | 20,841.23 | 114 | 320 | 2,810.19 |
| Other E. & S.E. Asia | 13 | 57 | 1,569 | 1,817 | 2,234.82 | 2,026.19 | 61 | 199 | 3,262.75 |
| Oceania | 702 | 897 | 975 | 1,064 | 2,332.17 | 2,607.41 | 20 | 15 | 744.60 |
| Australia | 418 | 408 | 2,410 | 6,264 | 3,472.98 | 1,538.77 | 20 | 15 | 744.60 |
| Africa | 694 | 4,071 | 2,406 | 4,252 | 3,477.12 | 1,538.67 | 20 | 14 | 715.00 |
| Sub-Sahara | 692 | 4,071 | 472 | 4,252 | 1,232.88 | 1,107.64 | 0 | 1 | -0.00 |
| Ethiopia | 383 | 3,839 | 1,803 | 1,169 | 8,427.10 | 20,504.26 | 809 | 2,431 | 3,004.69 |
| Rep S. Africa | 214 | 57 | 50,682 | 58,238 | 556.80 | 808.66 | 249 | 997 | 4,003.32 |
| Developed countries | 91,024 | 72,018 | 25,040 | 26,954 | 2,998.07 | 2,586.76 | 12 | 35 | 2,924.33 |
| Less devel countries | 8,352 | 10,420 | 7,002 | 1,001 | 1,433.71 | 2,337.96 | 0 | 0 | -0.00 |
| Cent plan countries | 4,884 | 428 | | | | | | | |
| Nursery stock, cut flowers(M): | | | 158,881 | 199,446 | (1) | (1) | -- | 14,856 | (1) |
| World | -- | -- | 15,352 | 17,551 | (1) | (1) | -- | 838 | (1) |
| Canada | -- | -- | 95,354 | 118,131 | (1) | (1) | -- | 8,115 | (1) |
| Latin America | -- | -- | 2,806 | 2,835 | (1) | (1) | -- | 176 | (1) |
| Mexico | -- | -- | 7,265 | 6,521 | (1) | (1) | -- | 458 | (1) |
| Central America | -- | -- | 2,958 | 2,436 | (1) | (1) | -- | 229 | (1) |
| Guatemala | -- | -- | 2,732 | 2,830 | (1) | (1) | -- | 142 | (1) |
| Costa Rica | -- | -- | 1,670 | 1,793 | (1) | (1) | -- | 7,339 | (1) |
| Caribbean | -- | -- | 83,613 | 106,983 | (1) | (1) | -- | 7,043 | (1) |
| S. America | -- | -- | 81,595 | 103,969 | (1) | (1) | -- | 169 | (1) |
| Colombia | -- | -- | 1,694 | 2,552 | (1) | (1) | -- | 5,008 | (1) |
| Peru | -- | -- | 42,240 | 56,837 | (1) | (1) | -- | 4,953 | (1) |
| W. Europe | -- | -- | 42,080 | 56,211 | (1) | (1) | -- | 4,787 | (1) |
| EC | -- | -- | 38,955 | 52,986 | (1) | (1) | -- | 729 | (1) |
| Netherlands | -- | -- | 4,329 | 4,607 | (1) | (1) | -- | 545 | (1) |
| Asia | -- | -- | 2,474 | 2,323 | (1) | (1) | -- | 545 | (1) |
| W. Asia (Mideast) | -- | -- | 2,474 | 2,276 | (1) | (1) | -- | 6,633 | (1) |
| Israel | -- | -- | 62,438 | 79,720 | (1) | (1) | -- | 8,223 | (1) |
| Developed countries | -- | -- | 96,433 | 119,635 | (1) | (1) | -- | | |
| Less devel countries | -- | -- | | | | | -- | | |

-- Not available.
(1) Unit value cannot be computed.

Agricultural Commodity Prices Strengthen

The weather, the payment-in-kind (PIK) program, and disappointing export movements heavily influenced grain and soybean prices during the summer. The hot, dry weather supported the corn and soybean markets, whereas the seasonal downturn at harvesttime and better than expected yields lowered wheat prices, although wheat prices are still above those of a year earlier.

Wheat Prices To Increase

Recordbreaking wheat yields are anticipated because of exceptionally good weather during the winter and continued favorable growing conditions in spring wheat areas. Because of large opening stocks, the PIK program is only able to keep total supplies from rising above 1981/82's level. Domestic prices are not expected to increase much from those of 1981/82 because of huge supplies and slackened overseas demand. Harvesttime prices are below the \$134-a-ton loan rate; however, heavy use of the loan should allow 1983/84 farm prices to average between \$129 and \$136 compared with \$130 in 1982/83. U.S. export prices, at about \$150 a ton, are currently slightly lower than those of fiscal year 1982. The forecasts of continued large supplies, reduced export volume, and low prices set the stage for another acreage reduction effort. The Secretary of Agriculture announced a 1984 program that reduces the loan rate and includes an acreage reduction and a payment-in-kind program.

Corn Prices Climb

Hot, dry weather over many of the major corn areas in early July and some producer reluctance to sell available stocks pushed prices up to the release level for reserve IV corn, \$124 a ton, on July 15. Continued searing weather and forecasts for more of the same kept farm supplies tight, and prices reached the trigger level of \$128 for reserve V on July 26. Prospects that the new-crop harvest may be well below previous expectations pushed prices for the entire month of July about 30 percent above those of a year earlier, despite slow export movements this summer. Farm prices for corn during the 1982/83 marketing year likely will average around \$104 a ton. With a much smaller crop and larger exports anticipated for 1983/84, ending stocks likely will fall by 66 percent, pushing farm prices higher for a second year, to about \$145 a ton.

Cotton Prices Rise

U.S. cotton prices climbed upward through most of 1982/83, as the PIK program and reduced Soviet competition affected the market. Competitors did not match U.S. price increases through March 1983, although U.S. price premiums hurt export prospects. However, U.S. prices since April, although increasing, have competed with foreign prices, and U.S. exports may increase slightly in 1983/84 as the world economy improves.

Oilseed Prices
Fluctuate

U.S. soybean prices fluctuated widely in the 1982/83 crop year. U.S. soybean prices in Chicago for October-December averaged about \$197 a ton. By May, prices had reached \$222 a ton, up 14 percent. In mid-July, adverse weather in the major soybean-producing States led to expectations of lower yields and high prices. Chicago prices hit \$275 a ton, bringing the 1-year span in prices to almost 40 percent. The U.S. season average farm price for 1982/83 soybeans is estimated at \$205 a ton. With tightening supplies, 1983/84 prices are likely to improve, but they may not remain as high as in recent weeks because of the somewhat weak export outlook. The season-average farm price is forecast from \$312 to \$349 a ton. (Bradley Karmen, World Analysis Branch)

Table 10 --Foreign currency units per U.S. dollar

| Period | : German : mark | : Japanese : yen | : British : pound | : Dutch : guilder | : Canadian : dollar |
|-------------------|--------------------|---------------------|----------------------|----------------------|------------------------|
| Average 1979 | : 1.833 | 219.2 | .4713 | 2.006 | 1.171 |
| 1980: | : | : | : | : | : |
| Average quarter 1 | : 1.775 | 243.4 | .4437 | 1.953 | 1.165 |
| Average quarter 2 | : 1.811 | 232.0 | .4380 | 1.988 | 1.170 |
| Average quarter 3 | : 1.775 | 219.8 | .4197 | 1.935 | 1.158 |
| Average quarter 4 | : 1.911 | 210.2 | .4180 | 2.070 | 1.183 |
| Average 1980 | : 1.818 | 226.4 | .4299 | 1.987 | 1.169 |
| 1981: | : | : | : | : | : |
| Average quarter 1 | : 2.083 | 205.5 | .4332 | 2.279 | 1.193 |
| Average quarter 2 | : 2.277 | 219.5 | .4816 | 2.529 | 1.198 |
| Average quarter 3 | : 2.425 | 231.5 | .5440 | 2.697 | 1.211 |
| Average quarter 4 | : 2.245 | 224.5 | .5346 | 2.464 | 1.191 |
| Average 1981: | : 2.257 | 220.2 | .4983 | 2.492 | 1.198 |
| 1982: | : | : | : | : | : |
| January | : 2.293 | 224.7 | .5300 | 2.513 | 1.192 |
| February | : 2.365 | 235.1 | .5410 | 2.593 | 1.214 |
| March | : 2.379 | 240.7 | .5536 | 2.617 | 1.220 |
| April | : 2.397 | 244.9 | .5638 | 2.673 | 1.230 |
| May | : 2.308 | 236.5 | .5521 | 2.658 | 1.225 |
| June | : 2.430 | 251.0 | .5685 | 2.680 | 1.275 |
| July | : 2.464 | 255.1 | .5760 | 2.719 | 1.268 |
| August | : 2.477 | 258.8 | .5791 | 2.745 | 1.250 |
| September | : 2.502 | 262.6 | .5837 | 2.740 | 1.234 |
| October | : 2.530 | 271.3 | .5890 | 2.759 | 1.229 |
| November | : 2.555 | 265.1 | .6119 | 2.786 | 1.226 |
| December | : 2.419 | 241.0 | .6180 | 2.671 | 1.238 |
| Average 1982 | : 2.427 | 248.8 | .5722 | 2.669 | 1.233 |
| 1983: | : | : | : | : | : |
| January | : 2.389 | 232.5 | .6341 | 2.628 | 1.228 |
| February | : 2.428 | 236.1 | .6525 | 2.676 | 1.227 |
| March | : 2.408 | 238.0 | .6706 | 2.681 | 1.226 |
| April | : 2.439 | 237.6 | .6505 | 2.747 | 1.232 |
| May | : 2.465 | 234.7 | .6358 | 2.772 | 1.228 |
| June | : 2.548 | 240.0 | .6456 | 2.854 | 1.232 |
| July | : 2.590 | 240.4 | .6539 | 2.896 | 1.232 |
| August | : 2.673 | 244.4 | .6654 | 2.990 | 1.233 |

Table 11--Domestic and foreign wheat prices

| Year and month | United States | | | | | Foreign | |
|-------------------------------|---------------|-------------------|------------------|-----------------|-----------------|--------------|-----------------|
| | Farm 1/ | Kansas City 2/ | Gulf ports 3/ | Rotterdam 4/ | Argentina 5/ | Canada 6/ | Australia 7/ |
| <u>Dollars per metric ton</u> | | | | | | | |
| 1982: | | | | | | | |
| January | 139 | 159 | 175 | 201 | 177 | 181 | 161 |
| February | 136 | 157 | 173 | 199 | 180 | 172 | 167 |
| March | 139 | 156 | 170 | 198 | 179 | 160 | 165 |
| April | 135 | 158 | 171 | 206 | 179 | 162 | 158 |
| May | 133 | 154 | 168 | 204 | 176 | 168 | 158 |
| June | 125 | 149 | 152 | 176 | 164 | 157 | 158 |
| July | 120 | 138 | 152 | 172 | 160 | 163 | 154 |
| August | 123 | 136 | 154 | 172 | 163 | 160 | 154 |
| September | 124 | 138 | 155 | 174 | 161 | 160 | 159 |
| October | 126 | 133 | 141 | 173 | 151 | 159 | 158 |
| November | 128 | 142 | 157 | 178 | 149 | 163 | 162 |
| December | 129 | 146 | 161 | 185 | 148 | 170 | 167 |
| 1983: | | | | | | | |
| January | 132 | 147 | 166 | 186 | 148 | 167 | 167 |
| February | 132 | 150 | 165 | 188 | 143 | 167 | 166 |
| March | 134 | 154 | 167 | 175 | 141 | 170 | 169 |
| April | 139 | 155 | 168 | 189 | 134 | 170 | 171 |
| May | 139 | 149 | 163 | 184 | 125 | 167 | 165 |
| June | 129 | 144 | 151 | 182 | 128 | 164 | 163 |
| July | 123 | 136 | 148 | 181 | 138 | 163 | 157 |
| August | 133 | 143 | 154 | 185 | 142 | 169 | 159 |

1/ Winter wheat. 2/ No.1, Hard Winter, ordinary protein. 3/ No. 2, Hard Winter, ordinary protein, FOB vessel. 4/ U.S., No. 2 Hard Winter, 13.5 percent, CIF. Beginning July 1982, DNS, 14 percent, CIF. 5/ FOB Buenos Aires. 6/ No. 1, CWRS, 13.5 percent, in-store, Thunder Bay. 7/ ASW, FOB.

Table 12--U.S. and North European soybean and product prices

| Year and month | Soybeans | | | | Soybean oil | | Soybean meal, 44% protein | | | |
|------------------------|----------|---------|----------|------------|-------------|------|---------------------------|------|---------|-----------|
| | Farm | Central | Illinois | Gulf ports | Rotterdam | U.S. | Dutch | U.S. | Hamburg | Rotterdam |
| | | 1/ | 2/ | 3/ | 4/ | 5/ | 6/ | 7/ | 8/ | 9/ |
| Dollars per metric ton | | | | | | | | | | |
| 1982: | | | | | | | | | | |
| January | 225 | 225 | 247 | 262 | 408 | 455 | 212 | 250 | 242 | |
| February | 222 | 222 | 244 | 254 | 404 | 453 | 194 | 247 | 235 | |
| March | 220 | 220 | 240 | 254 | 407 | 453 | 204 | 242 | 226 | |
| April | 227 | 230 | 250 | 265 | 430 | 483 | 210 | 250 | 230 | |
| May | 230 | 234 | 254 | 269 | 453 | 510 | 212 | 248 | 234 | |
| June | 225 | 225 | 241 | 264 | 427 | 472 | 203 | 231 | 222 | |
| July | 220 | 222 | 241 | 249 | 420 | 463 | 199 | 223 | 212 | |
| August | 205 | 204 | 226 | 234 | 393 | 430 | 186 | 216 | 203 | |
| September | 192 | 193 | 214 | 217 | 383 | 427 | 178 | 216 | 196 | |
| October | 186 | 186 | 201 | 214 | 381 | 416 | 173 | 210 | 192 | |
| November | 196 | 202 | 220 | 231 | 384 | 403 | 193 | 224 | 213 | |
| December | 201 | 203 | 222 | 232 | 359 | 399 | 196 | 236 | 217 | |
| 1983: | | | | | | | | | | |
| January | 204 | 206 | 225 | 235 | 364 | 397 | 199 | 239 | 216 | |
| February | 208 | 209 | 227 | 239 | 381 | 395 | 194 | 232 | 211 | |
| March | 214 | 213 | 228 | 240 | 391 | 374 | 197 | 228 | 211 | |
| April | 222 | 227 | 242 | 253 | 427 | 434 | 206 | 233 | 219 | |
| May | 222 | 224 | 238 | 252 | 437 | 434 | 203 | 231 | 217 | |
| June | 217 | 218 | 233 | 243 | 435 | 425 | 194 | 222 | 210 | |
| July | 231 | 236 | 251 | 263 | 476 | 477 | 211 | 236 | 226 | |
| August | 278 | 304 | 310 | 339 | 663 | 651 | 259 | 294 | 279 | |

1/ No. 2 yellow. 2/ No. 2 yellow, FOB vessel. 3/ U.S. No. 3 yellow, CIF. 4/ FOB, ex-mill. 5/ U.S., CIF Rotterdam.

Table 13--Corn, sorghum, rice, and cotton prices

| Year and month | Corn | | | | | Sorghum | Rice | Cotton |
|-------------------------------|------|------------------|------------|-----------|-----------|---------|---------|--------|
| | Farm | Central Illinois | Gulf ports | Rotterdam | Argentina | U.S. | Houston | U.S. |
| | | 1/ | 2/ | 3/ | 4/ | 2/ | 5/ | 6/ |
| <u>Dollars per metric ton</u> | | | | | | | | |
| 1982: | | | | | | | | |
| January | 100 | 96 | 109 | 132 | 120 | 118 | 480 | 1,275 |
| February | 96 | 96 | 115 | 126 | 114 | 115 | 445 | 1,262 |
| March | 97 | 97 | 116 | 130 | 110 | 115 | 423 | 1,317 |
| April | 100 | 102 | 120 | 136 | 112 | 118 | 419 | 1,367 |
| May | 102 | 103 | 120 | 134 | 112 | 119 | 419 | 1,377 |
| June | 101 | 102 | 115 | 127 | 108 | 114 | 413 | 1,347 |
| July | 98 | 98 | 113 | 123 | 119 | 105 | 391 | 1,432 |
| August | 91 | 88 | 106 | 116 | 116 | 105 | 402 | 1,331 |
| September | 85 | 85 | 102 | 115 | 105 | 99 | 413 | 1,301 |
| October | 78 | 76 | 94 | 104 | 93 | 96 | 397 | 1,291 |
| November | 84 | 88 | 106 | 117 | 98 | 112 | 397 | 1,283 |
| December | 89 | 89 | 107 | 119 | 103 | 114 | 397 | 1,315 |
| 1983: | | | | | | | | |
| January | 93 | 92 | 109 | 120 | 104 | 117 | 419 | 1,326 |
| February | 101 | 103 | 118 | 130 | 114 | 123 | 419 | 1,361 |
| March | 107 | 111 | 124 | 138 | 123 | 125 | 419 | 1,456 |
| April | 116 | 121 | 134 | 147 | 132 | 133 | 419 | 1,440 |
| May | 119 | 122 | 135 | 147 | 125 | 137 | 419 | 1,475 |
| June | 120 | 124 | 136 | 145 | 122 | 134 | 421 | 1,588 |
| July | 123 | 129 | 141 | 150 | 131 | 128 | 428 | 1,549 |
| August | 132 | 141 | 155 | 169 | 146 | 138 | 430 | 1,608 |

1/ No. 1 yellow. 2/ No. 3 yellow, FOB vessel. 3/ U.S., No.2, bulk, CIF. 4/ FOB Buenos Aires. 5/ Long grain, FOB mill. 6/ 9 market average, SLM 1-1/16 inch.

Table 14--U.S. import prices

| Year and month | Coffee | Cocoa beans | Sugar | Rubber |
|------------------------|----------|---------------|----------|----------|
| | New York | Futures price | New York | New York |
| | 1/ | 2/ | 3/ | 4/ |
| Dollars per metric ton | | | | |
| 1982: | | | | |
| January | 3,166 | 2,108 | 400 | 1,069 |
| February | 3,279 | 2,116 | 392 | 1,041 |
| March | 3,175 | 1,847 | 378 | 1,043 |
| April | 3,109 | 1,658 | 377 | 1,010 |
| May | 3,064 | 1,616 | 431 | 1,015 |
| June | 3,109 | 1,459 | 463 | 1,021 |
| July | 3,087 | 1,457 | 488 | 1,032 |
| August | 3,042 | 1,455 | 494 | 1,023 |
| September | 2,998 | 1,579 | 460 | 985 |
| October | 3,042 | 1,561 | 451 | 944 |
| November | 3,064 | 1,429 | 458 | 922 |
| December | 3,042 | 1,537 | 459 | 926 |
| 1983: | | | | |
| January | 2,954 | 1,711 | 468 | 977 |
| February | 2,866 | 1,850 | 480 | 1,082 |
| March | 2,822 | 1,766 | 482 | 1,237 |
| April | 2,800 | 1,781 | 494 | 1,283 |
| May | 2,822 | 1,980 | 498 | 1,252 |
| June | 2,822 | 2,200 | 497 | 1,221 |
| July | 2,822 | 2,196 | 487 | 1,283 |
| August | 2,822 | 2,198 | 497 | 1,316 |

1/ Brazilian. 2/ Average of nearest three active futures-trading months. 3/ Raw cane. 4/ Crude, No. 1, ribbed smoked sheets.

U.S. Agricultural Exports to Latin America Expected to Total \$4.7 Billion in Fiscal Year 1983

U.S. agricultural exports to Latin America in fiscal year 1983 are expected to decline from fiscal year 1982's depressed value of \$4.9 billion. Increased sales to Mexico, resulting from a sharply reduced 1982 harvest, kept the amount from falling further. Exports to Mexico, accounting for about 37 percent of total agricultural exports to the region, will increase about 13 percent. Shipments of feed grains and soybeans should be higher, but low commodity prices will result in a lower value of most other exports.

U.S. farm exports to Latin America in fiscal year 1984 are expected to be about \$4.7 billion, the same as those of fiscal year 1983. This expectation assumes that production will return at least to trend levels and that tight foreign exchange availabilities and sluggish economic growth conditions persist for another year.

The United States remains Latin America's principal wheat supplier, with about one-third of the total going to Brazil. U.S. exports are expected to fall in 1982/83 to 6.9 million tons valued at only \$1.1 billion from 1981/82's 8 million tons valued at \$1.4 billion. Shipments during fiscal year 1984 are expected to reach 9.3 million tons valued at \$1.3 billion.

Feed grain shipments, 27 percent of all U.S. farm products shipped to the region, are now forecast to jump more than 6 million tons over those of fiscal year 1982 to about 10 million tons valued at \$1.2 billion, 1 million tons more than was estimated earlier. Mexico, suffering from 1982's drought, will take most of the increase and 75 percent of the total shipments to the region. In 1983/84, U.S. feed grain exports are expected to be down to 8 million tons valued at about \$1 billion.

The value of U.S. exports of oilseeds and products for fiscal year 1983 should be almost \$990 million, and will account for about 20 percent of total agricultural exports to the region. We still expect the value to be down slightly from that of 1981/82 but not as much as we anticipated last quarter. An increase in export volume, mainly to Mexico where a hurricane damaged the crop last October, will offset lower prices somewhat. Mexico will take nearly 65 percent of U.S. oilseed product shipments to the region. In fiscal year 1984, U.S. exports of oilseeds and products are expected to be either about the same as those of fiscal year 1983 or down slightly.

Animal products, fruits, nuts, vegetables, and other farm products generally account for about 30 percent of total shipments to the region. The \$1.2 billion estimated for these products in 1982/83 is 63 percent of the 1981/82 value and only

53 percent of the value for 1980/81. Similar low levels are expected for 1983/84.

Mexico

The value of agricultural exports to Mexico in fiscal year 1983 is expected to increase 13 percent from that of fiscal year 1982 to \$1.7 billion, 5 percentage points above last quarter's estimate. This increase is expected principally because huge increases in grain and oilseed shipments will more than offset declines in most other categories. The United States has awarded Mexico \$1.5 billion in credit guarantees for the purchase of farm products in fiscal year 1983. These guarantees will assure that Mexico can afford most of what it needs and that, as always, it will buy mostly from the United States. A drop is expected in the fiscal year 1984 value of U.S. exports because grain and oilseed shipments are reduced to more usual levels and because purchases of products with a more elastic demand remain low. The effect of 1981/82's peso devaluation, the current austere domestic programs, and the slowdown in economic activity are expected to carry through to 1983/84 when total U.S. farm exports are forecast at only \$1.5 billion.

Brazil

Fiscal year 1983 has become a poor year for U.S. agricultural exports to Brazil. The current forecast of \$412 million is 18 percent less than was expected last quarter and represents a 29-percent decrease in sales from those of the previous year, mainly because of a lower volume and lower prices for wheat, the principal commodity the United States sells to Brazil. This decline will drop U.S. agricultural exports to Brazil to their lowest point in 5 years. Despite Brazil's austerity program, an increase expected in U.S. wheat sales in fiscal year 1984 should bring the value of all agricultural products to just short of \$500 million.

Argentina

Earning hard currency appears to be a top priority for the Argentine Government, which has enacted measures to limit imports, especially of luxury items, through quotas, high tariffs, and outright bans. Moreover, preferential treatment is given to imports from Latin America Integration Association countries. These policies will lower U.S. exports of processed foods, cigarettes, whiskey, fruits, and nuts, which total less than \$18 million in fiscal year 1983.

Caribbean Basin

Estimates of total agricultural exports to the Caribbean Basin for fiscal year 1983 remain unchanged from the \$1.1 billion of fiscal year 1982. The commodity mix, however, is expected to be somewhat different. Weather conditions, price changes, and foreign currency shortages have resulted in increased demand for basic commodities such as grains, soybeans, and powdered milk at the expense of luxury items such as fruits and vegetable preparations. Concurrently, exports to the Caribbean Islands showed strong growth early in fiscal year 1983, as the dollar volume remained above comparable figures for fiscal year 1982, while Central American sales lagged behind comparable fiscal year 1982 sales. By the end of the third quarter, however, exports to Central America were much stronger than

expected, and exports to the Islands lagged earlier expectations. In fiscal year 1984, agricultural exports are projected at \$1.2 billion, which would be comparable to the record set in fiscal year 1981 after 10 years of steady growth. Substantial improvements in international market prices for wheat, corn, and soybeans could push the totals higher, but continuing external financial problems persist throughout the Caribbean Basin, thereby thwarting the upward trend of the seventies. Agricultural production continues to lag population growth in most countries.

Andean Region

Agricultural exports to the Andean region are expected to decline to \$1.6 billion in fiscal year 1983, slightly below those of fiscal year 1982. Much of this reduction will occur in Venezuela where a series of devaluations has reduced that country's import capacity. Overall, U.S. exports to the region face growing competition from other suppliers and increased trade restrictions to control current account deficits. A continued depressed demand for the region's exports of agricultural and mineral products coupled with a debt in excess of \$70 billion is limiting the foreign exchange available to import agricultural and other products. Crop damage from weather changes has increased import needs for basic grains and oilseed products, especially for Peru, Ecuador, and Bolivia, thus moderating an otherwise downward turn in U.S. exports to the region. (John Link, Latin America Branch)

Table 15—U.S. agricultural exports to Latin America

| Commodity | Fiscal years | | | |
|--------------------------|--------------------------|-------|------------------|------------------|
| | 1981 | 1982 | 1983 estimate | 1984 forecast |
| | <u>Million dollars</u> | | | |
| Animals and products | 783 | 740 | 570 | 598 |
| Grains and preparations | 3,503 | 2,030 | 2,515 | 2,502 |
| Wheat and products | 1,623 | 1,379 | 1,113 | 1,319 |
| Rice | 128 | 63 | 82 | 63 |
| Feed grains | 1,658 | 489 | 1,210 | 1,029 |
| Other | 94 | 99 | 110 | 91 |
| Fruits, nuts, vegetables | 630 | 650 | 280 | 280 |
| Oilseeds and products | 1,102 | 999 | 985 | 969 |
| Oilcake and meal | 239 | 209 | 220 | 231 |
| Soybeans | 356 | 218 | 300 | 234 |
| Oils and waxes | 404 | 360 | 320 | 346 |
| Other | 103 | 212 | 145 | 158 |
| Other | 852 | 519 | 350 | 375 |
| Total | 6,870 | 4,938 | 4,700 | 4,724 |
| | <u>1,000 metric tons</u> | | | |
| Wheat and products | 8,545 | 8,067 | 6,900 | 9,335 |
| Rice | 264 | 159 | 200 | 160 |
| Feed grains | 10,761 | 3,882 | 10,000 | 8,032 |
| Oilcake and meal | 886 | 832 | 900 | 852 |
| Soybeans | 1,130 | 842 | 1,300 | 973 |
| Oils and waxes | 631 | 630 | 625 | 652 |

Sources: U.S. Bureau of the Census; ERS estimates, August 1983.

International Food Consumption Expenditures

U.S. consumers continue to spend less of their income on food than consumers in other countries, despite the many economic problems of the seventies, including rising food prices. Only 12.7 percent of U.S. private consumption expenditures went for food, excluding spending on food in restaurants and institutions, in 1979, the year of the latest data available for other countries. This spending continued a downward trend that reduced the U.S. share from 17.7 percent in 1965, to 14.9 percent in 1970, and to 13.7 percent in 1976. U.S. Department of Commerce data show that this share dropped to 12.5 percent in 1980 and increased to 13.2 in 1981-82 because of reduced income and nonfood expenditures during the recession.

Canada's 1979 share of 14.5 percent was the second lowest. Elsewhere, spending on food ranged from 16-33 percent of total expenditures in the high-income countries of Europe and Asia, about 30-40 percent in the centrally planned countries, and between 30-65 percent in the developing countries of Africa and Latin America.

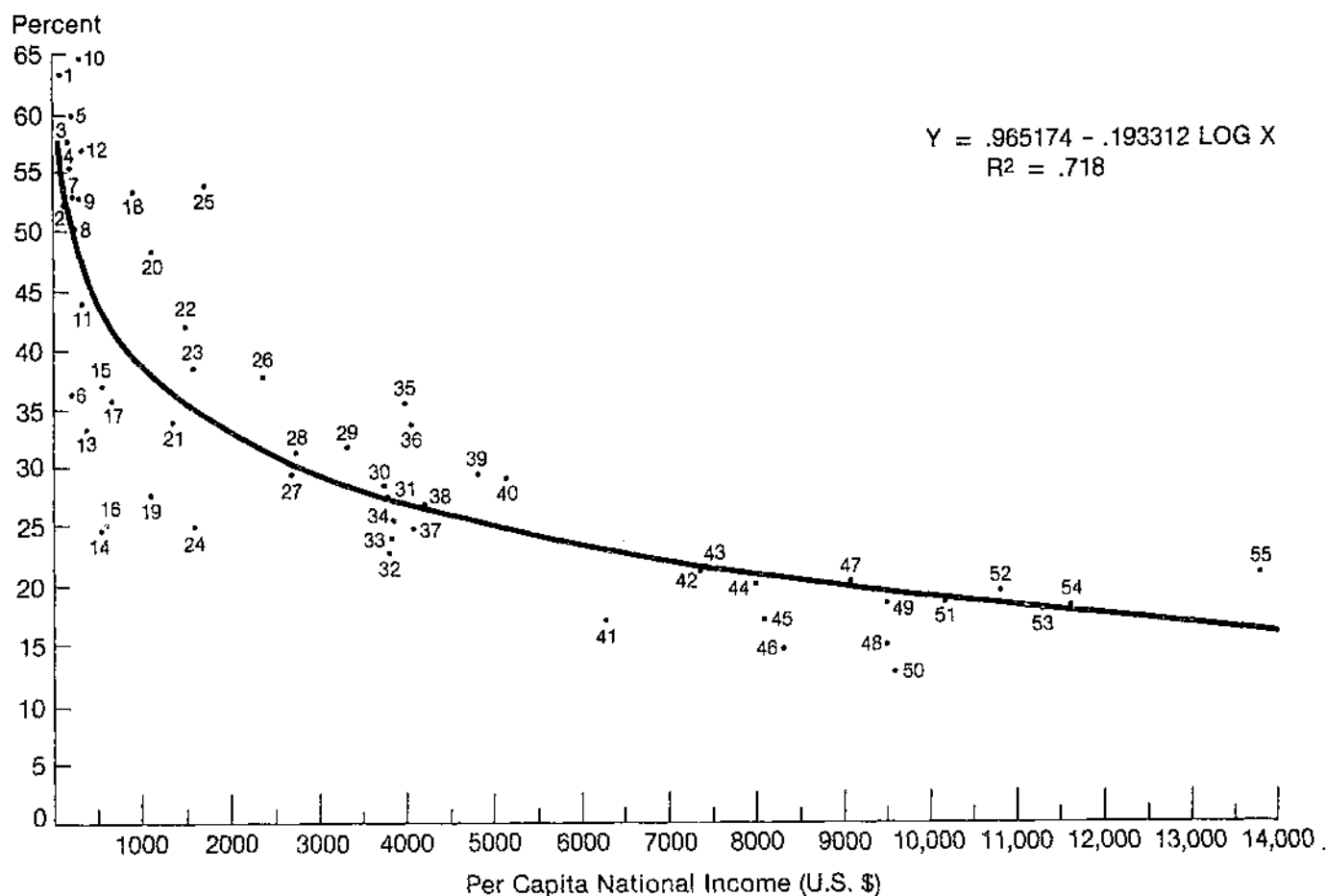
Sweden, Denmark, Belgium, West Germany, and Switzerland, countries with per capita disposable incomes above those in the United States, spent a relatively high 18-21 percent, reflecting high domestic market prices for food. Austria, Australia, Norway, France, and the Netherlands, nations with incomes comparable to those in the United States, spent about 15-20 percent of their expenditures on food.

Despite such variances, food consumption patterns in 55 countries generally support the contention that as personal income increases the amount spent on food will also grow, but less rapidly, thus more will be spent on food in absolute terms but less as a proportion of total income (figure 1). With rising incomes, consumers can diversify and upgrade the quality of food they eat, substituting more vegetables, fruit, and meat for much of their starch consumption.

These dietary improvements, however, have to compete with alternative purchases. An individual with an annual income of \$100, for example, will spend all or nearly all of it on food. With a doubling of that income, nearly all of the first \$100 and a large proportion of the next \$100 will go for food. At some level of income, the individual will have largely satisfied the primary need--food--and thereafter will increasingly prefer nonfood goods and services. The process continues so that, with an income of \$8,000, the individual would use about \$2,000 for food, a much larger absolute amount but a smaller percentage of total income.

Figure 1

Expenditures on Food in 55 Countries As A Share of Total Private Expenditures, 1979



Country and Rank by Income Level

| | | | | |
|-----------------------------|-----------------------------|--------------------------|----------------|------------------|
| 1 Niger ³ | 12 Philippines ³ | 23 Portugal ² | 34 Puerto Rico | 45 Australia |
| 2 Togo ³ | 13 Zambia | 24 South Africa | 35 Greece | 46 Canada |
| 3 Tanzania ³ | 14 Zimbabwe ¹ | 25 Jordan | 36 USSR | 47 Norway |
| 4 India | 15 Thailand | 26 Yugoslavia | 37 Israel | 48 Netherlands |
| 5 China | 16 Mauritius | 27 Malta | 38 Ireland | 49 France |
| 6 Madagascar ³ | 17 El Salvador ¹ | 28 Cyprus ² | 39 Spain | 50 United States |
| 7 Sierra Leone ¹ | 18 Ghana ¹ | 29 Venezuela | 40 Italy | 51 Belgium |
| 8 Sri Lanka | 19 Fiji ¹ | 30 Poland | 41 U.K. | 52 West Germany |
| 9 Papua ³ | 20 Panama ¹ | 31 Hungary | 42 Finland | 53 Sweden |
| 10 Sudan ³ | 21 Jamaica ¹ | 32 Hong Kong | 43 Japan | 54 Denmark |
| 11 Honduras ³ | 22 South Korea | 33 Singapore | 44 Austria | 55 Switzerland |

¹ For 1977.

² For 1976.

³ For 1975.

Source: United Nations, Yearbook of National Accounts Statistics, 1980, Vols. I, II and III. OECD, National Accounts Volume II, 1963-80, Paris, France, 1982.

Spending, of course, also is influenced by variances in food prices from one country to another. In Belgium, for instance, the 1979 per capita disposable income was \$607 above that in the United States. Yet when spending on food was deducted, the United States ended up with a higher per capita disposable income. Lower U.S. food prices accounted for most of the difference, reflecting:

- o An abundance of arable land, which lowers the cost of an intensively used input;
- o A more varied climate, which makes possible the production of a wider variety of food products; and
- o An efficient farming and marketing system that keeps per-unit costs down.

Rice- and fish-eating nations apparently adapt more slowly to the dietary changes associated with increased income.

Such nations in their developing stages spend less on food than do other countries at similar income levels. Over the long run, however, the development process changes tastes, habits, and income distribution, bringing all nations into line with the average.

Table 16 shows the proportion of total private domestic consumption expenditures on food, beverages, and tobacco. (Arthur B. Mackie, Office of the Director, International Economics Division)

Table 16--Share of total private domestic consumption expenditures spent on food, beverages, and tobacco in 55 countries, 1979

| Country | National disposable income per capita | Total food, beverages, and tobacco ^{1/} | Food | Nonalcoholic beverages | Alcoholic beverages | Tobacco |
|--------------------------------|---------------------------------------|--|------|------------------------|---------------------|-------------------|
| | U.S. dollars | Percent | | | | |
| Niger ^{2/} | 80 | 67.7 | 63.6 | .8 | 1.0 | 2.3 |
| Togo ^{2/} | 130 | 58.3 | 52.4 | 1.9 | 2.1 | 1.9 |
| Tanzania ^{2/} | 159 | 65.2 | 57.9 | .3 | 4.4 | 2.6 |
| India | 195 | 60.0 | 55.5 | 1.1 | 1.2 | 2.2 |
| China | 200 | 64.0 | 60.0 | 1.0 | 1.0 | 2.0 |
| Madagascar ^{2/} | 200 | 41.5 | 36.4 | 1.2 | 1.5 | 2.4 |
| Sierra Leone ^{3/} | 214 | 60.5 | 53.0 | 1.8 | 3.8 | ^{4/} 1.9 |
| Sri Lanka | 236 | 59.3 | 50.3 | .2 | 3.9 | 4.9 |
| Papua New Guinea ^{2/} | 301 | 61.8 | 52.9 | 2.0 | 3.9 | 3.0 |
| Sudan ^{2/} | 305 | 69.4 | 64.8 | .2 | 1.6 | 2.8 |
| Honduras ^{2/} | 340 | 53.6 | 44.1 | 1.2 | 5.8 | ^{4/} 2.5 |
| Philippines ^{2/} | 343 | 64.0 | 56.9 | 1.1 | 3.0 | 3.0 |
| Zambia | 370 | 40.4 | 33.5 | .9 | 4.3 | ^{4/} 2.6 |
| Zimbabwe ^{3/} | 532 | 37.0 | 24.6 | 2.2 | 6.2 | ^{4/} 4.0 |
| Thailand | 538 | 51.2 | 37.2 | 3.2 | 6.6 | 4.2 |
| Mauritius | 596 | 36.6 | 25.2 | 2.0 | 6.2 | 3.2 |
| El Salvador ^{3/} | 630 | 41.8 | 35.8 | 1.2 | 3.2 | 1.6 |
| Ghana ^{3/} | 873 | 58.6 | 53.6 | .8 | 3.0 | 1.2 |
| Fiji ^{3/} | 1,095 | 39.4 | 27.7 | .7 | 7.0 | 4.3 |
| Panama ^{3/} | 1,119 | 56.0 | 48.6 | 1.4 | 3.9 | 2.1 |
| Jamaica ^{3/} | 1,358 | 43.5 | 33.9 | 1.3 | 3.7 | 4.6 |
| South Korea | 1,493 | 52.7 | 42.0 | 1.2 | 5.7 | 3.8 |
| Portugal ^{5/} | 1,598 | 50.1 | 38.4 | 1.5 | 8.1 | 2.1 |
| South Africa | 1,599 | 34.6 | 25.0 | 1.3 | 5.8 | 2.5 |
| Jordan | 1,766 | 57.1 | 54.0 | .4 | .5 | 2.2 |
| Yugoslavia | 2,370 | 48.4 | 37.8 | 1.8 | ^{6/} 6.0 | 2.8 |
| Malta | 2,710 | 45.3 | 29.5 | 1.9 | 8.9 | 5.0 |
| Cyprus ^{5/} | 2,752 | 40.1 | 31.3 | 1.5 | 3.2 | 4.1 |
| Venezuela | 3,332 | 40.5 | 31.8 | .8 | 4.7 | ^{4/} 3.2 |
| Poland | 3,770 | 45.3 | 28.3 | 2.3 | ^{6/} 12.1 | 2.6 |
| Hungary | 3,780 | 42.8 | 27.6 | 1.2 | ^{6/} 11.6 | 2.4 |
| Hong Kong | 3,809 | 27.5 | 22.8 | 1.1 | 2.1 | 1.5 |
| Singapore | 3,829 | 30.4 | 24.1 | 1.3 | 2.4 | 2.6 |
| Puerto Rico | 3,840 | 31.7 | 25.6 | .7 | 3.7 | 1.7 |
| Greece | 4,009 | 41.8 | 35.7 | 1.0 | 2.6 | 2.5 |
| USSR | 4,040 | 49.0 | 33.7 | 1.0 | 10.0 | ^{4/} 4.0 |
| Israel | 4,060 | 28.5 | 25.0 | 1.1 | .9 | 1.5 |
| Ireland | 4,223 | 44.7 | 26.9 | 1.6 | 12.1 | 4.1 |
| Spain | 4,837 | 32.2 | 29.6 | .4 | 1.2 | 1.0 |
| Italy | 5,142 | 33.6 | 29.2 | .3 | 2.0 | 2.1 |
| United Kingdom | 6,297 | 23.3 | 17.3 | .7 | 2.1 | 3.2 |
| Finland | 7,383 | 28.1 | 21.3 | .5 | 4.1 | 2.2 |
| Japan | 7,414 | 24.8 | 21.5 | .6 | 1.4 | ^{4/} 1.3 |
| Austria | 7,998 | 26.2 | 20.2 | .7 | 2.8 | 2.5 |
| Australia | 8,096 | 25.4 | 17.1 | .3 | 6.0 | 2.0 |
| Canada | 8,323 | 20.7 | 14.5 | .9 | 3.2 | 2.1 |
| Norway | 9,132 | 27.3 | 20.4 | 1.1 | 3.6 | 2.2 |
| Netherlands | 9,507 | 19.5 | 15.0 | .5 | 2.1 | 1.9 |
| France | 9,509 | 22.2 | 18.5 | .5 | 2.2 | 1.0 |
| United States | 9,595 | 16.4 | 12.7 | .8 | 1.6 | 1.3 |
| Belgium | 10,202 | 24.6 | 18.6 | 1.1 | 3.3 | 1.6 |
| West Germany | 10,837 | 25.9 | 19.5 | .8 | ^{4/} 3.5 | 2.1 |
| Sweden | 11,309 | 24.7 | 18.0 | .5 | 4.1 | 2.1 |
| Denmark | 11,666 | 25.8 | 18.3 | .8 | 4.1 | ^{4/} 2.6 |
| Switzerland | 13,823 | 28.8 | 21.0 | 1.0 | 4.3 | ^{4/} 2.5 |

^{1/} Does not include expenditures in restaurants and institutions. ^{2/} For 1975. ^{3/} For 1977. ^{4/} Distribution within group was estimated. ^{5/} For 1976. ^{6/} Expenditures for alcoholic beverages were estimated from reported expenditures for all beverages.

Source: United Nations, *Yearbook of National Accounts Statistics*, 1980, Vols. I, II, and III. Organization for Economic Co-operation and Development *National Accounts*, Vol. II, 1963-80, Paris, France, 1982.

END
FILMED
DATE
1-7-84
NTIS