



AgEcon SEARCH
RESEARCH IN AGRICULTURAL & APPLIED ECONOMICS

The World's Largest Open Access Agricultural & Applied Economics Digital Library

This document is discoverable and free to researchers across the globe due to the work of AgEcon Search.

Help ensure our sustainability.

Give to AgEcon Search

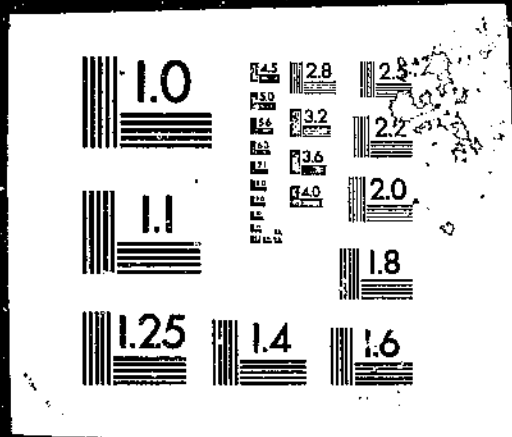
AgEcon Search
<http://ageconsearch.umn.edu>
aesearch@umn.edu

*Papers downloaded from **AgEcon Search** may be used for non-commercial purposes and personal study only. No other use, including posting to another Internet site, is permitted without permission from the copyright owner (not AgEcon Search), or as allowed under the provisions of Fair Use, U.S. Copyright Act, Title 17 U.S.C.*

PB83-148874

U.S. FOREIGN AGRICULTURAL TRADE STATISTICAL REPORT, FISCAL YEAR 197
9. ECONOMIC RESEARCH SERVICE, WASHINGTON, DC. INTERNATIONAL ECONO
MICS DIV. SEP 80 303P

1 OF 4
PB83
148874




PB83-148874

U.S. Foreign Agricultural
Trade Statistical Report
Fiscal Year 1979

(U.S.) Economic Research Service
Washington, DC

Sep 80



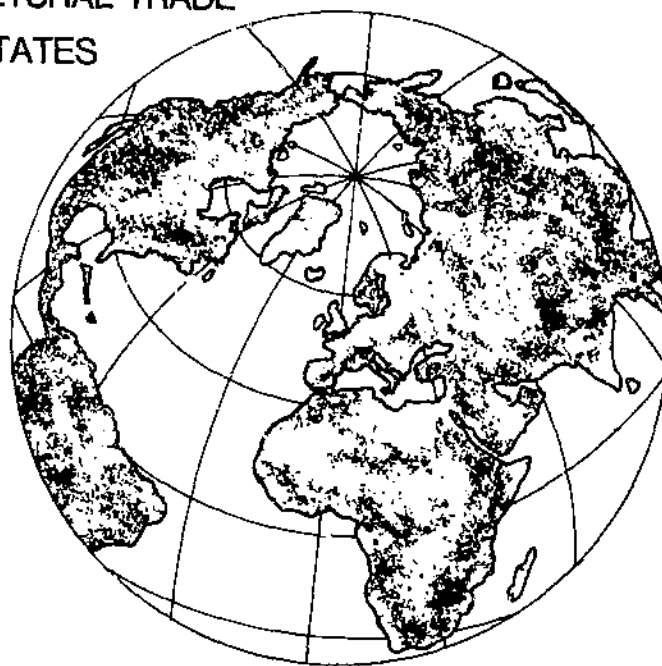
U.S. Department of Commerce
National Technical Information Service
NTIS

| | | | | | | | | | | | | |
|--|------------------|-----------------------------|--|--|-------------|---------------|-------------------|---------|---------|------------------|-------------|-------|
| REPORT DOCUMENTATION PAGE | | 1. REPORT NO. Unnumbered | 2. | 3. Recipient's Accession No. PB83 148874 | | | | | | | | |
| 4. Title and Subtitle U.S. Foreign Agricultural Trade Statistical Report, Fiscal Year 1979 | | | 5. Report Date September 1980 | | | | | | | | | |
| 7. Author(s) | | | 6. | | | | | | | | | |
| 9. Performing Organization Name and Address International Economics Division Economic Research Service U.S. Department of Agriculture Washington, D.C. 20250 | | | 8. Performing Organization Rept. No. Unnumbered | | | | | | | | | |
| 12. Sponsoring Organization Name and Address <i>Same as box 9</i> | | | 10. Project/Task/Work Unit No. | | | | | | | | | |
| | | | 11. Contract(C) or Grant(G) No. (C) (G) | | | | | | | | | |
| 15. Supplementary Notes | | | 13. Type of Report & Period Covered | | | | | | | | | |
| 16. Abstract (Limit: 200 words) | | | 14. | | | | | | | | | |
| <p>This statistical reference presents current and historic analytical data on U.S. foreign trade in agricultural products. Detailed tables cover commodity and country information for fiscal years 1978 and 1979, including value, quantity, and principal markets of agricultural imports and exports; exports under specified Government-financed programs; and transshipments of U.S. agricultural products through Canada.</p> | | | | | | | | | | | | |
| <p>17. Document Analysis a. Descriptors</p> <table border="0"> <tr> <td>Agriculture</td> <td>Foreign trade</td> </tr> <tr> <td>Economic analysis</td> <td>Imports</td> </tr> <tr> <td>Exports</td> <td>Statistical data</td> </tr> <tr> <td>Foreign aid</td> <td>Value</td> </tr> </table> <p>b. Identifiers/Open-Ended Terms</p> <p>Agricultural products Transshipments</p> <p>c. COSATI Field/Group</p> | | | | | Agriculture | Foreign trade | Economic analysis | Imports | Exports | Statistical data | Foreign aid | Value |
| Agriculture | Foreign trade | | | | | | | | | | | |
| Economic analysis | Imports | | | | | | | | | | | |
| Exports | Statistical data | | | | | | | | | | | |
| Foreign aid | Value | | | | | | | | | | | |
| 18. Availability Statement National Technical Information Service 5285 Port Royal Road, Springfield, VA 22161 | | | 19. Security Class (This Report) Unclassified | 21. No. of Pages | | | | | | | | |
| | | | 20. Security Class (This Page) Unclassified | 22. Price | | | | | | | | |

PB83-148874

U.S. FOREIGN AGRICULTURAL TRADE STATISTICAL REPORT, FISCAL YEAR 1979

A SUPPLEMENT TO THE MONTHLY
FOREIGN AGRICULTURAL TRADE
OF THE UNITED STATES



U.S. Department of Agriculture
Economics, Statistics, and Cooperatives Service

REPRODUCED BY
NATIONAL TECHNICAL
INFORMATION SERVICE
U.S. DEPARTMENT OF COMMERCE
SPRINGFIELD, VA. 22161

CONTENTS

| | <u>Page</u> |
|--|-------------|
| Special Notice | iii |
| Country groupings | vi |
| Commodity composition of U.S. agricultural exports | ix |
| Commodity composition of U.S. agricultural imports | xviii |
| <u>Historical Summaries</u> | |
| Table 1--Value of U.S. foreign trade and trade balance (agricultural, nonagricultural), October-September 1968-79 | 1 |
| Table 2--U.S. agricultural exports: Value of selected commodities and groups, fiscal years 1968-79 | 2 |
| Table 3--U.S. agricultural exports: Quantity of selected commodities and groups, fiscal years 1968-79 | 5 |
| Table 4--Export quantities of selected commodities, October-September 1972-79 | 9 |
| Table 5--Value of agricultural imports, fiscal years 1968-79 | 10 |
| <u>U.S. Agricultural Exports</u> | |
| Table 6--Value by commodity or commodity group, fiscal years 1978 and 1979 | 11 |
| Table 7--Quantity and value by commodity, fiscal years 1978 and 1979 | 12 |
| Table 8--Value of total, nonagricultural, and agricultural, by country, fiscal years 1978 and 1979 | 25 |
| Table 9--Value of total, specified Government-financed programs and commercial, by country, fiscal years 1978 and 1979 | 28 |
| Table 10--Quantity and value, commodity group by country, fiscal years 1978 and 1979 | 31 |
| Table 11--Quantity and value, commodity by country, fiscal years 1978 and 1979 | 53 |
| Table 12--Quantity and value by commodity group, fiscal years 1978 and 1979 | 106 |
| Table 13--Quantity and value, area by commodity group, fiscal years 1978 and 1979 | 108 |

CONTENTS--CONTINUED

| | <u>Page</u> |
|---|-------------|
| <u>U.S. Agricultural Imports</u> | |
| Table 14--Value by commodity or commodity group, fiscal years 1978 and 1979 | 156 |
| Table 15--Quantity and value by commodity, fiscal years 1978 and 1979 | 157 |
| Table 16--Quantity and value by commodity, fiscal years 1978 and 1979 | 176 |
| Table 17--Value of total, nonagricultural, and agricultural, by country, fiscal years 1978 and 1979 | 183 |
| Table 18--Value of total, complementary, and supplementary, by country, fiscal years 1978 and 1979 | 186 |
| Table 19--Quantity and value, commodity by country, fiscal years 1978 and 1979 | 189 |
| Table 20--Quantity and value by commodity group, fiscal years 1978 and 1979 | 209 |
| Table 21--Quantity and value, commodity group by country, fiscal years 1978 and 1979 | 211 |
| Table 22--Quantity and value, area by commodity group, fiscal years 1978 and 1979 | 224 |
| <u>Transshipments</u> | |
| Table 23--Transshipments of U.S. agricultural products through Canada: Estimated quantity and value by commodity and destination, fiscal year 1978/79 | 269 |
| Table 24--Transshipments of U.S. agricultural products through Canada: Estimated quantity and value by commodity and destination, October-September 1977/78 | 270 |

SPECIAL NOTICE

This statistical reference presents analytical tables showing current and historical data on U.S. foreign trade in agricultural products. Detailed tables cover commodity and country information for the most recent 2-year period.

U.S. foreign agricultural trade statistics in this report were derived from official data released by the Bureau of the Census. Agricultural commodities are defined as (1) nonmarine food products and (2) other products of agriculture which have not passed through complex processes of manufacture, such as fibers, raw hides and skins, fats and oils, beer, and wine. Such manufactured products as textiles, leather, boots and shoes, cigarettes, naval stores, forestry products, and distilled alcoholic beverages are not considered agricultural.

The trade statistics exclude shipments between the 50 States and Puerto Rico, between the 50 States and the island possessions, between Puerto Rico and the island possessions, among the island possessions, and intransit through the United States from one foreign country to another when documented as such by the U.S. Customs Bureau.

Exports

The export data in this report include "exports of domestic merchandise," defined as commodities grown, produced, or manufactured in the United States, and commodities of foreign origin which have been changed from the form in which they were imported. The export value is generally equivalent to a free-alongside-ship (f.a.s.) value at the U.S. port of export, based on the transaction price including inland transportation, insurance, and other costs incurred in placing the merchandise alongside the carrier.

The country of destination is defined as the country of ultimate destination known to the exporter at the time a commodity is exported. In many cases, however, the exporter cannot determine the ultimate destination because commodities frequently are transhipped through transfer facilities located at intermediate ports enroute. Shipments to "unknown" destinations in the commodity by country tables represent intransit grains and oilseeds from U.S. Great Lakes ports to Canadian St. Lawrence transfer points. Subsequently, these intransit commodities may be transhipped again in Belgium, the Netherlands, or the Federal Republic of Germany to interior European countries, to Scandinavian countries, or the United Kingdom. Supplementary tables on transshipments are provided to assist the user in determining ultimate destinations for some commodities. Destination information is based on statistics acquired from various foreign sources including the Canadian Grain Commission, the Belgian National Institute of Statistics, the Netherlands Central Bureau of Statistics, and the Hamburg State Statistical Office.

Changes in the Schedule B classification system on January 1, 1978, required the re-grouping of many commodities to maintain historical comparability. A number of new commodity classifications were established in the revised Schedule B system, and a completely new Schedule E based on the Standard International Trade Classification (SITC) system introduced. The user is encouraged to refer to U.S. Bureau of the Census publication Statistical Classifications of Domestic and Foreign Commodities Exported from the United States, January 1, 1978, edition, which cross-indexes old and new export categories.

Agricultural exports under specified Government-financed programs (table 9) include shipments under Public Law 480 programs, authorized by Public Law 83-480 as amended; and AID programs, authorized by P.L. 82-165, 83-665, and 87-195 as amended. Commercial exports include, in addition to unassisted commercial transactions, shipments of some commodities with governmental assistance in the form of (1) extension of credit guarantees for relatively short periods repayable in dollars plus interest by USDA's

Commodity Credit Corporation; (2) Export-Import Bank loans and medium-term loan guarantees; and (3) small export payment assistance for tobacco in fulfillment of past program commitments.

Apparent excesses of exports under specified Government programs over total exports, which result in negative values in the column "Agricultural exports outside specified Government programs," may be due to lags in reporting, differences in valuation procedures, or the recording of the export as destined for the country through which a transshipment was made.

In commodity group-by-country data (table 10), 7-digit Schedule B commodity codes were summed to group totals. Each of the countries listed under each group accounted for 0.3 percent or more of the commodity group's export value with the following exceptions: Wheat, rice, feed grains, grains and preparations, corn, wheat and wheat products, grain sorghums, wheat and wheat flour, feed grains and products, and nonfat dry milk were listed if they accounted for 0.1 percent or more.

Commodity-by-country data (table 11) are printed at the 7-digit Schedule B commodity code level. Statistics on commodities valued under \$1 million are not shown, but are available for reference from machine tabulations by agricultural specialists in the International Economics Division, World Analysis Branch, Economics, Statistics, and Cooperatives Service, U.S. Department of Agriculture. So-called "basket" classifications (28 commodities) were excluded because they consist of diverse items and do not provide for analytical clarity. Countries listed under commodity headings were selected on a percentage of commodity export values as follows: (1) Commodities having an export value from \$1 million to \$5 million show countries accounting for 5 percent or more; (2) Commodities with export value from \$5 million to \$20 million show countries accounting for 2 percent or more; (3) Commodities with export value of \$20 million to \$50 million show countries accounting for 1 percent or more; and (4) Commodities valued over \$50 million show countries accounting for 0.3 percent or more. Data on country by commodities and selected commodity groups will be published as supplementary tables to this publication and made available on request.

Imports

Import data consist of "imports for consumption," representing entries for immediate consumption and withdrawals from bonded warehouses. The import value is defined as the "Customs value," based on the foreign market value, export value, or constructed value, and excludes U.S. import duties, freight, insurance, and other charges incurred in moving the commodity to the U.S. port of entry.

Data on shipments valued at less than \$251 are not shown in individual commodity listings or in agricultural totals. Low valued imports are placed in "basket" classifications and appear in nonagricultural import totals.

Imports similar to agricultural commodities produced commercially in the United States and others that are interchangeable in use to any significant extent with such U.S. commodities are termed supplementary or partly competitive. All other commodities are considered complementary or noncompetitive.

Further information on foreign trade statistics and compilation procedures of the Bureau of the Census is contained in the publications of that agency.

Commodity-by-country data (table 19) are printed at the 7-digit Schedule A commodity code level. Basket classifications (31 commodities) were excluded. Countries listed under commodity headings were based on a percentage of commodity import values as follows: (1) Commodities having an import value from \$1 million to \$5 million show countries accounting for 5 percent or more; (2) Commodities with import values from

\$5 million to \$20 million show countries accounting for 2 percent or more; (3) Commodities with import values of \$20 million to \$50 million show countries accounting for 1 percent or more; and (4) Commodities valued over \$50 million show countries accounting for 0.3 percent or more. The value of commodities from selected countries was subtracted from each commodity total to derive "other countries."

In commodity group-by-country data (table 21), 7-digit TSUSA commodity codes were summed to group totals. Countries listed under each group accounted for 0.3 percent or more of the commodity group's import value with the following exceptions: Bananas and plantains, green coffee, cocoa beans, crude rubber, pork, and raw sugar were listed if they accounted for 0.1 percent or more.

COUNTRY GROUPINGS

| | |
|--|---|
| <p>North America</p> <ul style="list-style-type: none"> Greenland Canada St. Pierre and Miquelon <p>Latin America</p> <ul style="list-style-type: none"> Mexico <p>Central America</p> <ul style="list-style-type: none"> Guatemala Belize El Salvador Honduras Nicaragua Costa Rica Panama Canal Zone <p>Caribbean</p> <ul style="list-style-type: none"> Bermuda Bahamas Cuba Jamaica Turks and Caicos Islands Cayman Islands Haiti Dominican Republic Leeward and Windward Islands Barbados Trinidad and Tobago Netherlands Antilles French West Indies <p>South America</p> <ul style="list-style-type: none"> Colombia Venezuela Guyana Surinam French Guiana Ecuador Peru Bolivia Chile Brazil Paraguay Uruguay Argentina Other South America <p>Europe</p> <p>Western Europe</p> <ul style="list-style-type: none"> EC (9) EC (6) Netherlands Belgium and Luxembourg France | <ul style="list-style-type: none"> Fed. Rep. of Germany Italy EC (3) Denmark United Kingdom Ireland <p>Other Western Europe</p> <ul style="list-style-type: none"> Iceland Sweden Norway Finland Austria Switzerland Azores Spain Portugal Gibraltar Greece Malta and Gozo <p>Eastern Europe, excluding U.S.S.R.</p> <ul style="list-style-type: none"> German Democratic Rep. Czechoslovakia Hungary Poland Yugoslavia Albania Romania Bulgaria U.S.S.R. Estonia Latvia Lithuania U.S.S.R. <p>Asia</p> <p>West Asia</p> <ul style="list-style-type: none"> Turkey Cyprus Syria Lebanon Iraq Iran Israel Jordan Gaza Strip Kuwait Saudi Arabia Qatar United Arab Emirates Yemen (Sana) Yemen (Aden) Oman Bahrain <p>South Asia</p> <ul style="list-style-type: none"> Afghanistan India |
|--|---|

Continued--

COUNTRY GROUPINGS--CONTINUED

South Asia--Continued:

Pakistan
 Nepal
 Bangladesh
 Sri Lanka (Ceylon)
 Southeast and East Asia
 Japan
 China, mainland
 Southeast and East Asia, excluding Japan
 and China, mainland
 Mongolia
 Burma
 Thailand
 Vietnam
 Laos
 Cambodia
 Malaysia
 Brunei
 Philippines
 Macao
 Southern Asia, n.e.c.
 Republic of Korea
 North Korea
 Hong Kong
 Taiwan

Oceania

Australia
 New Zealand
 Papua New Guinea
 Western Samoa
 British Pacific Islands
 French Pacific Islands
 Trust Territory of the Pacific Islands
 Other Pacific Islands, n.e.c.

Africa

North Africa
 Morocco
 Algeria
 Tunisia
 Libya
 Egypt
 Other Africa
 Sudan
 Canary Islands
 Spanish Africa, n.e.c.
 Equatorial Guinea
 Mauritania
 Cameroon
 Senegal
 Mali
 Guinea
 Sierra Leone
 Ivory Coast
 Ghana

The Gambia
 Niger
 Togo
 Nigeria
 Central African Empire
 Gabon
 Chad
 St. Helena (British W. Africa)
 Madeira Islands
 Upper Volta
 Benin (Dahomey)
 Angola
 Congo (Brazzaville)
 Western Africa, n.e.c.
 Liberia
 Zaire
 Burundi
 Rwanda
 Somalia
 Ethiopia
 Djibouti
 Uganda
 Kenya
 Seychelles
 British Indian Ocean Territory
 Tanzania
 Mauritius
 Mozambique
 Malagasy Republic
 French Indian Ocean Areas
 Republic of South Africa
 Namibia
 Botswana
 Zambia
 Swaziland
 Rhodesia
 Malawi
 Lesotho

Destination Unknown (Canada Transshipments)

Continued--

COUNTRY GROUPINGS--CONTINUED

Developed Countries

Canada
 Western Europe
 Israel
 Japan
 Australia
 New Zealand
 Republic of South Africa
 Destination Unknown (Canadian transshipments)

Less Developed Countries

Greenland and St. Pierre and Miquelon
 Latin America except Cuba
 West Asia except Israel
 South Asia
 Southeast and East Asia except Japan,
 China mainland, Mongolia,
 Vietnam, and North Korea
 Oceania except Australia and New Zealand
 Africa except Republic of South Africa

Central Plan

Cuba
 Eastern Europe
 U.S.S.R.
 China, mainland
 Mongolia
 Vietnam
 North Korea

Central Plan-Europe (including U.S.S.R.)

Eastern Europe, excluding U.S.S.R.
 U.S.S.R.

Central Plan-Asia

China, mainland
 Mongolia
 Vietnam
 North Korea

CACM

Guatemala
 El Salvador
 Honduras
 Nicaragua
 Costa Rica

LAFTA

Mexico
 Colombia
 Venezuela
 Ecuador
 Peru
 Bolivia
 Chile
 Brazil

LAFTA--CONTINUED

Paraguay
 Uruguay
 Argentina

CCM

Belize
 Jamaica
 Turks and Caicos Islands
 Cayman Islands
 Leeward and Windward Islands
 Barbados
 Trinidad and Tobago
 Guyana

OPEC

Venezuela
 Ecuador
 Iran
 Iraq
 Kuwait
 Saudi Arabia
 Qatar
 United Arab Emirates
 Algeria
 Libya
 Nigeria
 Gabon
 Indonesia

COMECON

German Democratic Rep.
 Czechoslovakia
 Hungary
 Romania
 Bulgaria
 U.S.S.R.
 Estonia
 Latvia
 Lithuania
 Poland

COMMODITY COMPOSITION OF U.S. AGRICULTURAL EXPORTS

| | | | | | | |
|---------|----------------------------------|-----|---|---------|----------------------------------|-----|
| 1010 | TOTAL | --- | : | 0129010 | BEEF-CURED, EXCEPT CANNED | MT |
| 1020 | ANIMALS & ANIMAL PRODUCTS | NA | : | 1074200 | BEEF-VEAL, CANNED | MT |
| 1030 | ANIMALS-LIVE, EX POULTRY | NA | : | 1074600 | BEEF-VEAL, OTHERWISE PREP, PRES | MT |
| 1040 | CATTLE-LIVE | MNO | : | 1150 | PORK | MT |
| 0011010 | CATTLE-DAIRY, FOR BREEDING | NO | : | 0121010 | HAM, SHOULDER-CURED, EX CANNED | MT |
| 0011020 | CATTLE-BEEF, BREEDING, EX BULLS | NO | : | 0121020 | BACON-CURED, EXCEPT CANNED | MT |
| 0011030 | BULLS-BEEF, FOR BREEDING | NO | : | 0121030 | PORK, NEC-CURED, EXCEPT CANNED | MT |
| 0011040 | CATTLE-EXCEPT BREEDING | NO | : | 0121040 | PORK-CURED, CANNED | MT |
| 1004120 | CATTLE-BEEF, BREEDING, MALES | NO | : | 1073725 | PORK, CANNED | MT |
| 1004140 | CATTLE-BEEF, BREEDING, FEMALES | NO | : | 1073740 | BACON-CURED, EXCEPT CANNED | MT |
| 1004160 | CATTLE-DAIRY, BREEDING, MALES | NO | : | 1073750 | HAM, SHOULDER-CURED, EX CANNED | MT |
| 1004180 | CATTLE-DAIRY, BREEDING, FEMALES | NO | : | 1073770 | PORK, NEC-CURED, EXCEPT CANNED | MT |
| 1004190 | CATTLE-EXCEPT BREEDING | NO | : | | OTHER MEATS, PREP, PRES | |
| | OTHER LIVE ANIMALS | | : | 0129020 | MEAT & OFFALS, NEC-CURED, CND | MT |
| 0012000 | SHEEP, LAMBS, AND GOATS-LIVE | NO | : | 0129025 | MEAT & OFFALS, NEC-DRO, ETC, CND | MT |
| 0013000 | SWINE-LIVE | NO | : | 0133000 | MEAT EXTRACTS AND JUICES | MT |
| 0015000 | HORSES, ASSES, MULES, ETC-LIVE | NO | : | 0134010 | SAUSAGE, FRANKS, ETC-CANNED | MT |
| 0015020 | HORSES-BREEDING | NO | : | 0134020 | SAUSAGE, FRANKS, ETC-EX CANNED | MT |
| 0015060 | HORSES-EX BR, ASSES, MULES, ETC | NO | : | 0138020 | MEAT SPECIALTIES, NEC-CANNED | MT |
| 0019000 | ANIMALS FOR FOOD, NEC-LIVE | NA | : | 0138030 | MEAT, MEAT PRODUCTS, NEC-CANNED | MT |
| 0019010 | RABBITS, DEER, ETC | NO | : | 0138050 | MEAT, MEAT PRODUCTS, NEC-EX CND | MT |
| 0019020 | ANIMALS, LIVE CFLY FOR FOOD | NA | : | 1070100 | SAUSAGE, FRANKS, ETC-CANNED | MT |
| 1007100 | HORSES-BREEDING | NO | : | 1070200 | SAUSAGE, FRANKS, ETC-EX CANNED | MT |
| 1007200 | HORSES-EX BR, ASSES, MULES, ETC | NO | : | 1076400 | MEAT & OFFALS, NEC-CANNED | MT |
| 1008200 | SHEEP AND LAMBS | NO | : | 1076600 | MEAT & OFFALS, NEC-PREPARED | MT |
| 1008300 | SWINE-LIVE | NO | : | 1078000 | MEAT EXTRACTS AND JUICES | MT |
| 1009620 | ANIMALS, LIVE CFLY FOR FOOD | NO | : | 1021200 | BALLS, MASH, PASTE, PUD ETC | MT |
| 1060 | MEATS AND MEAT PRODUCTS | MT | : | 1140 | POULTRY & POULTRY PRODUCTS | NA |
| 1070 | MEATS-FRESH, FROZEN | MT | : | 1150 | POULTRY-LIVE | NA |
| 1080 | BEEF AND VEAL, FRESH, FRZ | MT | : | 1155 | BABY CHICKS-BREEDER | MNO |
| 0111010 | BEEF-EX OFFALS, FRESH, FROZEN | MT | : | 0014012 | BABY CHICKS-BREEDER STOCK | NO |
| 0111020 | VEAL-EX OFFALS, FRESH, FROZEN | MT | : | 1000220 | BABY CHICKS-BREEDER STOCK | NO |
| 1061025 | BEEF-EX OFFALS BONE IN FR, FRZ | MT | : | 1156 | BABY CHICKS-EX BREEDER | MNO |
| 1061060 | BEEF-EX OFF W/O BONE FR, FRZ | MT | : | 0014010 | BABY CHICKS | NO |
| 1061080 | VEAL-EX OFFALS, FRESH, FROZEN | MT | : | 0014016 | BABY CHICKS-EX BREEDER STOCK | NO |
| 1073820 | BEEF, PREP, FR, FROZEN | MT | : | 1009240 | BABY CHICKS-EX BREEDER STOCK | NO |
| 1073840 | VEAL-PREP, FRESH OR FROZEN | MT | : | | OTHER POULTRY-LIVE | |
| 1090 | PORK-FRESH, FROZEN | MT | : | 0014020 | TURKEY POULTS-LIVE | NO |
| 0113010 | PORK CARCASSES-FRESH, FROZEN | MT | : | 0014030 | POULTRY, NEC-DOESTIC, LIVE | MT |
| 0113020 | PORK HAMS, SHOULDERS-FR, FROZEN | MT | : | 1000260 | TURKEY POULTS-LIVE | NO |
| 0113030 | PORK, NEC-EX OFFALS, FR, FROZEN | MT | : | 1000280 | DUCK, GESE, GUINEAS, LIVE | NO |
| 1064020 | PORK CARCASSES-FRESH, FROZEN | MT | : | 1001000 | POULTRY, NEC-DOESTIC, LIVE | NO |
| 1064040 | PORK HAMS, SHOULDERS-FR, FROZEN | MT | : | 1160 | POULTRY MEATS | MT |
| 1064060 | PORK, NEC-EX OFFALS, FR, FROZEN | MT | : | 1165 | POULTRY MEAT-FR, FRZ | MT |
| 1073715 | PORK, PREPARED, FRESH, FROZEN | MT | : | 1170 | CHICKENS, FRESH, FROZEN | MT |
| 1100 | VARIETY MEATS-FRESH, FROZEN | MT | : | 0114005 | CHICKENS, YOUNG-WHOLE, FR, FRZ | MT |
| 0116005 | BEEF TONGUES-FRESH, FROZEN | MT | : | 0114010 | YOUNG CHICKENS, WHOLE, PARTS | MT |
| 0116010 | BEEF LIVERS-FRESH, FROZEN | MT | : | 0114015 | CHICKENS, EX YOUNG-WHL, FR, FRZ | MT |
| 0116015 | BEEF OFFALS, NEC-FRESH, FROZEN | MT | : | 0114020 | CHICKENS, N-BRC WHOLE, PARTS | MT |
| 0116020 | VEAL TONGUES-FRESH, FROZEN | MT | : | 0114025 | CHICKEN PARTS-FRESH, FROZEN | MT |
| 0116025 | VEAL LIVERS-FRESH, FROZEN | MT | : | 1054120 | CHICKENS, YOUNG-WHOLE, FR, FRZ | MT |
| 0116030 | VEAL OFFALS, NEC-FRESH, FROZEN | MT | : | 1054140 | CHICKENS, EX YOUNG-WHL, FR, FRZ | MT |
| 0116035 | LAMB & MUTTON OFFALS-FR, FRZ | MT | : | 1054160 | CHICKEN PARTS-FRESH, FROZEN | MT |
| 0116040 | PORK LIVERS-FRESH, FROZEN | MT | : | 1180 | TURKEYS, FRESH, FROZEN | MT |
| 0116045 | PORK OFFALS, NEC-FRESH, FROZEN | MT | : | 0114030 | TURKEYS, WHOLE PARTS | MT |
| 0116050 | EDIBLE OFFALS, NEC-FR, FROZEN | MT | : | 0114033 | TURKEYS, FRESH, FROZEN | MT |
| 0129030 | MEAT & OFFALS, NEC-CURED | MT | : | 0114038 | TURKEY PARTS-FRESH, FROZEN | MT |
| 1068200 | BEEF TONGUES-FRESH, FROZEN | MT | : | 1055120 | TURKEYS-WHOLE, FR, FRZ | MT |
| 1068400 | BEEF LIVERS-FRESH, FROZEN | MT | : | 1055140 | TURKEY PARTS-FRESH, FROZEN | MT |
| 1068600 | BEEF OFFALS, NEC-FRESH, FROZEN | MT | : | | OTHER POULTRY MEAT, FR, FRZ | |
| 1068800 | VEAL-OFFALS, FRESH, FROZEN | MT | : | 0114040 | POULTRY, NEC-FRESH, FROZEN | MT |
| 1069800 | SHEEP-LAMBS, OFFALS, FR, FRZ | MT | : | 0118100 | POULTRY LIVER-FR, FRZ, SALTED | MT |
| 1069200 | PORK LIVERS-FRESH, FROZEN | MT | : | 1056100 | POULTRY, NEC-FRESH, FROZEN | MT |
| 1069400 | PORK OFFALS, NEC-FRESH, FROZEN | MT | : | 1057100 | POULTRY LIVER-FR, FRZ, SALTED | MT |
| 1069600 | EDIBLE OFFALS, NEC-FR, FROZEN | MT | : | 1190 | POULTRY MEATS-PREP | MT |
| 1076200 | MEAT, OFFALS, PREP, FR, FRZ | MT | : | 0129015 | POULTRY-DRO, SALTED, SMOKED, CND | MT |
| | OTHER MEATS-FRESH, FROZEN | | : | 0138010 | POULTRY, NEC-EX SOUP, CANNED | MT |
| 0112000 | SHEEP & GOAT MEAT-FR, FROZEN | MT | : | 0138040 | POULTRY PRODUCTS, NEC-EX CND | MT |
| 0119910 | MEAT, NEC, EX SMALL GAME-FR, FRZ | MT | : | 1058100 | POULTRY, NEC-EX SOUP, CANNED | MT |
| 0119920 | MEAT, NEC, SMALL GAME-FR, FRZ | MT | : | 1058300 | POULTRY, OTHERWISE, PREP, PRES | MT |
| 1062500 | SHEEP-LAMB MEAT, FR, FRZ | MT | : | 1200 | EGGS | NA |
| 1065100 | HORSEMEAT FRESH, FROZEN | MT | : | 0250010 | EGGS-SHELL, EXCEPT HATCHING | DOZ |
| 1065200 | MEAT, NEC, FRESH, FROZEN | MT | : | 0250020 | EGGS-SHELL FOR HATCHING | DOZ |
| 1110 | MEATS-PREP, PRES | MT | : | 0250030 | EGGS-DRIED | MT |
| 1120 | BEEF | MT | : | 0250040 | EGGS-PRESERVED, EXCEPT DRIED | MT |

CONTINUED--

COMMODITY COMPOSITION OF U.S. AGRICULTURAL EXPORTS--CONTINUED

| | | | | | | |
|---------|----------------------------------|-----|---|---------|---------------------------------|-----|
| 1195100 | EGGS-SHELL FOR HATCHING | 002 | : | 1775000 | LARD | HT |
| 1195300 | EGGS-SHELL, EXCEPT HATCHING | 002 | : | 1260 | TALLOW-INEDIBLE | MT |
| 1196520 | EGG ALBUMIN DRIED | MT | : | 1775640 | TALLOW-INEDIBLE | MT |
| 1196540 | EGGS-DRIED | MT | : | 4113220 | TALLOW-INEDIBLE | HT |
| 1197020 | ALBUMIN-PRESERVED, EX DRIED | MT | : | 4113620 | TALLOW INEDIBLE AND GREASE | MT |
| 1197040 | EGGS-PRESERVED, EXCEPT DRIED | MT | : | | OTHER ANIMAL FATS, OILS | |
| 5995405 | EGG ALBUMIN | MT | : | 0910020 | CHOICE WHITE GREASE | MT |
| | OTHER POULTRY PRODUCTS | | | 0910060 | EDIBLE FATS, NEC-PREPARED | MT |
| 1860500 | BIRD FEATHERS AND DOWN | MT | : | 0913020 | CHOICE WHITE GREASE | MT |
| 2910040 | BIRD FEATHERS AND DOWN | MT | : | 0913030 | RENDERED POULTRY FAT | MT |
| 5995400 | ALBUMINS AND DERIVATIVES | MT | : | 0914040 | EDIBLE FATS, NEC-PREPARED | MT |
| 5995410 | ALBUMIN EX EGG & DERIVATIVES | MT | : | 1775220 | OLEO OIL & OLEO STEARIN EDIBLE | MT |
| 1210 | DAIRY PRODUCTS | NA | : | 1775240 | OLEO OIL & OLEO STEARIN-INED | HT |
| 1215 | EVAP & COND MILK | MT | : | 1775620 | TALLOW-EDIBLE | MT |
| 0221010 | MILK, CREAM-EVAPORATED, EX BULK | MT | : | 1775900 | WOOL GREASE | MT |
| 0221020 | MILK, CREAM-CONDENSED, EX BULK | MT | : | 1777360 | CHOICE WHITE GREASE | MT |
| 0221030 | MILK, CREAM-EVAP, COND, IN BULK | MT | : | 1777380 | FATS, OILS, GREASES, NEC-ANIMAL | MT |
| 1153000 | MILK, CREAM-EVAPORATED, CANNED | MT | : | 1787040 | OTHER BAKING OR FRYING FATS | MT |
| 1153500 | MILK, CREAM-CONDENSED, CANNED | MT | : | 1789000 | OILS-OTHER MIXTURE, NSPF | MT |
| 1154000 | MILK, CREAM-EVAP, COND, BULK | MT | : | 4113210 | TALLOW-EDIBLE | MT |
| 1220 | NONFAT DRY MILK | MT | : | 4113230 | FATS, UNRENDERED-CATTLE, ETC | MT |
| 0222030 | MILK-NONFAT DRY, RELIEF | MT | : | 4113310 | LARD/OLEO, OIL & STEARIN-ED | MT |
| 0222040 | MILK-NONFAT DRY, EX BULK, N/R | MT | : | 4113320 | LARD/OLEO, OIL & STEARIN-INED | MT |
| 0222050 | MILK-NONFAT DRY, IN BULK, N/R | MT | : | 4113610 | TALLOW-EDIBLE | MT |
| 1155020 | MILK-NONFAT DRY, RELIEF | MT | : | 4113630 | FATS, OILS, GREASES, NEC-ANIMAL | MT |
| 1155040 | MILK-NONFAT DRY, NOT RELIEF | MT | : | 4113700 | OILS AND FATS, NEC-ANIMAL | MT |
| 1225 | BUTTER, INC ANHYDROUS | MT | : | 4901300 | STEARIN ACID | MT |
| 0230010 | BUTTER-RELIEF | MT | : | 1280 | HIDES AND SKINS | NA |
| 0230020 | BUTTER-NOT RELIEF | MT | : | 1290 | CATTLE HIDES | MNO |
| 0230030 | ANHYDROUS MILK FAT-RELIEF | MT | : | 1295 | CATTLE HIDES-WHOLE | MNO |
| 0230040 | ANHYDROUS MILK FAT-NOT RELIEF | MT | : | 1201400 | HIDES-CATTLE, WHOLE | NO |
| 1160100 | BUTTER, INC ANHYDROUS | MT | : | 211010 | HIDES-CATTLE, WHOLE | NO |
| 1777320 | ANHYDROUS MILK FAT | MT | : | | OTHER CATTLE HIDES | |
| 1235 | CHEESE | MT | : | 1201755 | HIDES-CATTLE, EXCEPT WHOLE | NO |
| 0240010 | CHEESE AND CURD-RELIEF | MT | : | 1201765 | HIDES-CATTLE, PIECES | MT |
| 0240020 | CHEESE AND CURD-NOT RELIEF | MT | : | 2111015 | HIDES-CATTLE, EXCEPT WHOLE | NO |
| 0240030 | CHEESE-COTTAGE | MT | : | 2111020 | CATTLE HIDES, EXCEPT WHOLE | NO |
| 0240040 | CHEESE-PROCESSED AMERICAN | MT | : | 2111025 | HIDES-CATTLE, PIECES | MT |
| 0240050 | CHEESE-PROCESSED, NEC | MT | : | | OTHER HIDES AND SKINS | |
| 1171700 | CHEESE-CHEDDAR | MT | : | 1202044 | HIDES-EQUINE | MT |
| 1178200 | CHEESE-AMERICAN-TYPE EX CHEDDAR | MT | : | 1201720 | SKINS-CALF | NO |
| 1178600 | CHEESE-NEC | MT | : | 1201740 | SKINS-KIP | NO |
| | OTHER DAIRY PRODUCTS | | | 1202022 | SKINS-SHEEP, LAMB, W/O WOOL | NO |
| 0222010 | MILK-WHOLE, DRY | MT | : | 1202047 | SKINS-GOAT & KID, UNDRESSED | NO |
| 0222020 | CREAM-DRY | MT | : | 1202090 | HIDES, SKINS, NEC-UNDRESSED | NA |
| 0223000 | MILK AND CREAM-FRESH | MT | : | 1230000 | SKINS-SHEEP, LAMB, WITH WOOL | NO |
| 0488210 | INFANTS DIETARY SUPPLEMENTS | MT | : | 2111030 | HIDES-EQUINE | NO |
| 0488220 | MALTER MILK, COMPOUNDS, ETC | MT | : | 2112010 | SKINS-CALF | NO |
| 0488410 | INFANTS DIETARY SUPPLEMENTS | MT | : | 2112020 | SKINS-KIP | NO |
| 0488420 | MALTER MILK, COMPOUNDS, ETC | MT | : | 2114000 | SKINS-GOAT & KID, UNDRESSED | NO |
| 0618075 | LACTOSE-CRUDE & REFINED | MT | : | 2116100 | SKINS-SHEEP, LAMB, WITH WOOL | NO |
| 0619030 | LACTOSE-CRUDE & REFINED | MT | : | 2117000 | SKINS-SHEEP, LAMB, W/O WOOL | NO |
| 0991070 | FOOD PREPARATIONS, NEC-N/CAD | NA | : | 2119000 | HIDES, SKINS, NEC-UNDRESSED | NA |
| 1110020 | NORMAL COLIC BEVERAGES, NEC | --- | : | 1300 | FURSKINS | NA |
| 1150100 | MILK AND CREAM-FRESH, SOUR | MT | : | 1241511 | FOX | NO |
| 1155700 | MILK-CREAM, DRY | MT | : | 1241525 | PINK | NO |
| 1180000 | WHEY-FLUID | LIT | : | 1241527 | MUSKRAT | NO |
| 1180500 | WHEY-FRIED | MT | : | 1241528 | NUTRIA | NO |
| 1181000 | YOGURT & OTHER FERMENTED MILK | MT | : | 1241558 | FURSKINS, NEC | NO |
| 1181200 | INFANTS DIETARY SUPPLEMENTS, DRO | MT | : | 1241700 | FUR, TAILS, PAWS, PIECES | NA |
| 1181700 | DIETETIC FOODS, NEC, DRIED | MT | : | 2120010 | MUSKRAT | NO |
| 1182500 | ICE CREAM | LIT | : | 2120070 | PINK | NO |
| 1185000 | MILK PRODUCTS, NSPF | --- | : | 2120030 | NUTRIA | NO |
| 1186000 | MILK PRODUCTS, NSPF | --- | : | 2120040 | FURSKINS, NEC | MT |
| 4921600 | CASEIN, PEPTONES, DEXTRINS, DRY | MT | : | 2120050 | FURSKINS, NEC | NO |
| 4923510 | LACTOSE-CRUDE & REFINED | MT | : | 2120060 | FUR, TAILS, PAWS, PIECES | NA |
| 5995810 | CASEIN, ALBUMINS, ETC | MT | : | 3060400 | WOOL, HAIR ON SKIN | MT |
| 5995815 | CASEIN, PEPTONES, DEXTRINS | MT | : | 1320 | OTHER ANIMAL PRODUCTS | NA |
| 5995820 | CASEIN, ALBUMIN, GELATIN, DRY | MT | : | 1865700 | HAIR, BRISTLES, CRUDE | MT |
| 5995825 | CASEIN, PEPTONES, DEXTRINS, DRY | MT | : | 1905920 | SAUSAGE CASING-HOG, NATIONAL | MT |
| 8183100 | FOOD PRODUCTS FOR RELIEF | --- | : | 1905940 | SAUSAGE CASING, NEC | MT |
| 1250 | FATS, OILS AND GREASES | MT | : | 1911520 | BULL SEMEN | MT |
| 1255 | LARD | MT | : | 1912500 | ANIMAL MATERIALS, NEC-CRUDE | NA |
| 0910010 | LARD, OTHER PIG FAT-EX GREASE | MT | : | 2610000 | STLK-RAW AND WASTE | HT |
| 0913010 | LARD, OTHER PIG FAT-EX GREASE | MT | : | 2623010 | HOPAIR | HT |

CONTINUED--

COMMODITY COMPOSITION OF U.S. AGRICULTURAL EXPORTS--CONTINUED

| | | | | | | |
|---------|-----------------------------------|----|---|---------|--------------------------------|----|
| 2623020 | HAIR,FINE ANIMAL,NEC-UNCOMBED | MT | : | 0421050 | RICE-HUSKED,BROWN,SHORT | MT |
| 2624000 | WOOL-NOT CARDED OR COMBED | MT | : | 0421060 | RICE-HUSKED,BROWN,MIXED | MT |
| 2625000 | HAIR,COARSE ANIMAL-UNCOMBED | MT | : | 0422010 | RICE-MILLED, RELIEF | MT |
| 2625100 | HAIR-HORSE, MNE AND TAIL | MT | : | 0422020 | RICE-PARBOILED | MT |
| 2625900 | HAIR-COARSE ANIMAL, NEC | MT | : | 0422022 | RICE-PARBOILED, LONG GRAIN | MT |
| 2910010 | SAUSAGE CASING-HOG,NATURAL | MT | : | 0422024 | RICE-PARBOILED,MEDIUM GRAIN | MT |
| 2910020 | SAUSAGE CASING, NEC | MT | : | 0422026 | RICE-PARBOILED,SHORT GRAIN | MT |
| 2910070 | ANIMAL MATERIALS,NEC-CRUDE | NA | : | 0422028 | RICE-PARBOILED, MIXED | MT |
| 2910075 | BONE MEAL | MT | : | 0422030 | RICE-OVER 74% BROKEN KERNELS | MT |
| 2910080 | ANIMAL MATERIALS,NEC-CRUDE | NA | : | 0422040 | RICE-W/CY 74% BROKEN KERNEL | MT |
| 2910085 | BULL SEMEN | NA | : | 0422050 | RICE-N/O 74% BROKEN, LONG | MT |
| 2910090 | ANIMAL MATERIALS,NEC-CRUDE | NA | : | 0422060 | RICE-N/O 74% BROKEN,MEDIUM | MT |
| 3060520 | WOOL,N/FINER 58 | MT | : | 0422070 | RICE-N/O 74% BROKEN,SHORT | MT |
| 3030530 | WOOL N/FINER THAN 58 | MT | : | 0422080 | RICE-N/O 74% BROKEN,MIXED | MT |
| 3060540 | WOOL, FINER 58 | MT | : | 1305000 | RICE-IN HUSK,UNMILLED | MT |
| 3060560 | WOOL FINER THAN 58 | MT | : | 1305520 | RICE-HUSKED,BROWN, LONG | MT |
| 3069000 | MOHAIR | MT | : | 1305540 | RICE-HUSKED,BROWN,MEDIUM | MT |
| 3069100 | MOHAIR | MT | : | 1305560 | RICE-HUSKED,BROWN,SHORT | MT |
| 3069500 | HAIR,FINE ANIMAL,NEC-UNCOMBED | MT | : | 1305580 | RICE-HUSKED,BROWN,MIXED | MT |
| 3069600 | HAIR EX MOHAIR | MT | : | 1313010 | RICE-RELIEF | MT |
| 3880800 | SILK-RAW AND WASTE | MT | : | 1313015 | RICE-HEAD, LONG GRAIN N/RELIEF | MT |
| 4341010 | DRUGS-CRUDE ANIMAL/GLANDS/ORG ETC | MT | : | 1313020 | RICE-PARBOILED | MT |
| 4341020 | DRUGS-CRUDE ANIMAL/BILE SECRETION | MT | : | 1313025 | RICE-HEAD,EX LONG N/RELIEF | MT |
| 4343010 | DRUGS-ADVANCED LIVER,ANIMAL | MT | : | 1313030 | RICE-N/O 74% BROKEN, LONG | MT |
| 4343030 | DRUGS-ADVANCED, OTHER, ANIMAL | MT | : | 1313040 | RICE-N/O 74% BROKEN,MEDIUM | MT |
| 4352500 | RENNE | MT | : | 1313050 | RICE-N/O 74% BROKEN,SHORT | MT |
| 4550700 | ANIMAL MATERIALS,NEC-CRUDE | MT | : | 1313060 | RICE-W/C 74% BROKEN,MIXED | MT |
| 4552100 | GELATIN-EDIBLE GRADE | MT | : | 1313070 | RICE-OVER 74% BROKEN KERNELS | MT |
| 4554900 | GLUES,ADHESIVES-ANIMAL,VEG | MT | : | 1313080 | RICE=MEAL AND FLOUR | MT |
| 4804000 | BONE MEAL | MT | : | 1430 | FEED GRAINS & PRODUCTS | MT |
| 5995830 | GLUES AND ADHESIVES | MT | : | 1440 | FEED GRAINS | MT |
| 5995834 | GLUES,ADHESIVES-ANIMAL,VEG | MT | : | 1445 | BARLEY | MT |
| 5995840 | GELATIN-EDIBLE GRADE | MT | : | 0430000 | BARLEY-UNMILLED | MT |
| 5995850 | ALBUMINOIDAL SUBSTANCE, ETC | MT | : | 1301000 | BARLEY-UNMILLED | MT |
| 13506 | GRAINS AND PREPARATIONS | NA | : | 1450 | CORN | MT |
| 1360 | WHEAT AND PRODUCTS | MT | : | 0440010 | CORN-UNMILLED, RELIEF | MT |
| 1370 | WHEAT AND WHEAT FLOUR | MT | : | 0440020 | CORN-EX SEED,UNMILLED,N/R | MT |
| 1380 | WHEAT | MT | : | 0440050 | WHITE CORN-UNMILLED (56LB) | MT |
| 0410010 | WHEAT-UNMILLED, RELIEF | MT | : | 0440060 | YELLOW CORN-UNMILLED (56LB) | MT |
| 0410020 | WHEAT-UNMILLED, NOT RELIEF | MT | : | 1303200 | CORN-UNMILLED, RELIEF | MT |
| 1306520 | WHEAT-UNMILLED, RELIEF | MT | : | 1303465 | YELLOW CORN-UNMILLED (56LB) | MT |
| 1306540 | WHEAT-UNMILLED, NOT RELIEF | MT | : | 1303475 | OTHER CORN-UNMILLED (56LB) | MT |
| 1390 | WHEAT FLOUR-GRAIN EQ | MT | : | 1460 | GRAIN SORGHUMS | MT |
| 0450010 | WHEAT FLOUR-RELIEF | MT | : | 0459010 | GRAIN SORGHUM-UNMILLED | MT |
| 0460020 | WHEAT FLOUR-ALL U.S.WHEAT,N/R | MT | : | 0459015 | GRAIN SORGHUMS-EX SEED,UNMLD | MT |
| 0460030 | DURUM FLOUR AND SEMOLINA | MT | : | 1304040 | GRAIN SORGHUMS-EX SEED,UNMLD | MT |
| 0460040 | WHEAT FLOUR-NOT ALL U.S.WHEAT | MT | : | 1463 | OATS | MT |
| 0460050 | WHEAT FLOUR,MEAL AND GROATS | MT | : | 0452000 | OATS-UNMILLED | MT |
| 0460110 | WHEAT FLOUR-RELIEF | MT | : | 1304500 | OATS-UNMILLED | MT |
| 0460120 | WHEAT FLOUR-ALL U.S.WHEAT,N/R | MT | : | | FEED GRAIN PRODUCTS | |
| 0460130 | DURUM FLOUR AND SEMOLINA | MT | : | 0470210 | CORNMEAL-RELIEF | MT |
| 0460140 | WHEAT FLOUR-NOT ALL U.S.WHEAT | MT | : | 0470220 | CORNMEAL-EDIBLE,NOT RELIEF | MT |
| 0460150 | WHEAT FLOUR, NEC | MT | : | 0470230 | CORN GRITS AND HOMINY | MT |
| 0460210 | WHEAT MEAL & GROATS-RELIEF | MT | : | 0470240 | OATMEAL AND GROATS | MT |
| 0460220 | WHEAT MEAL & GROATS-N/RELIEF | MT | : | 0481160 | OATMEAL & OATS,ROLLED,ETC | MT |
| 1314010 | DURUM FLOUR AND SEMOLINA, R | MT | : | 0482000 | MALT AND MALT FLOUR | MT |
| 1314020 | DURUM FLOUR AND SEMOLINA/N/R | MT | : | 1312020 | CORNMEAL-RELIEF | MT |
| 1314030 | WHEAT FLOUR-RELIEF | MT | : | 1312040 | CORNMEAL-EDIBLE,NOT RELIEF | MT |
| 1314040 | WHEAT FLOUR-ALL U.S.WHEAT,N/R | MT | : | 1312060 | CORN GRITS AND HOMINY | MT |
| 1314090 | WHEAT MEAL & GROATS | MT | : | 1312080 | CORNMEAL AND FLOUR | MT |
| 1395 | BULGUR & ROLLED WHEAT | MT | : | 1312600 | OATMEAL AND GROATS | MT |
| 0481110 | BULGUR WHEAT-RELIEF | MT | : | 1321700 | MALT AND MALT FLOUR | MT |
| 0481120 | ROLLED WHEAT-RELIEF | MT | : | 1324020 | CORN STARCH,INC MILO | MT |
| 0481140 | BULGUR WHEAT-NOT RELIEF | MT | : | 1223120 | OATMEAL & OATS,ROLLED,ETC | MT |
| 0481150 | WHEAT CEREAL, NEC-NOT RELIEF | MT | : | 5995110 | CORN STARCH | MT |
| 1314050 | BULGUR WHEAT-RELIEF | MT | : | 1465 | BLENDED FOOD PRODUCTS | MT |
| 1314060 | BULGUR WHEAT-NOT RELIEF | MT | : | 0488240 | CORN-SOYA-MILK BLENDS-RELIEF | MT |
| | OTHER WHEAT PRODUCTS | | : | 0488242 | CORN-SOYA-MILK BLEND | MT |
| 0483000 | MACARONI,SPAGHETTI,ETC | MT | : | 0488243 | WHEAT-FLOUR-SOYA BLENDS-R | MT |
| 1823800 | MACARONI,SPAGHETTI,ETC | MT | : | 0488245 | WHEAT-FLOUR-SOYA BLEND | MT |
| 1410 | RICE | MT | : | 0488247 | DIETETIC FOODS, NEC | MT |
| 0421010 | RICE-IN HUSK,UNMILLED | MT | : | 0488249 | DIETETIC FOOD, NEC | MT |
| 0421020 | RICE-HUSKED BROWN | MT | : | 0488440 | DIETETIC FOODS, NEC | MT |
| 0421030 | RICE-HUSKED,BROWN, LONG | MT | : | 1829715 | CORN-SOYA-MILK BLENDS-RELIEF | MT |
| 0421040 | RICE-HUSKED,BROWN,MEDIUM | MT | : | 1829720 | CORN-SOYA-MILK BLEND | MT |

CONTINUED--

COMMODITY COMPOSITION OF U.S. AGRICULTURAL EXPORTS--CONTINUED

| | | | | | | |
|---------|--------------------------------|----|---|---------|-----------------------------------|-----|
| 1829725 | WHEAT-FLOUR-SOYA BLENDS-R | MT | : | 1463500 | AVOCADOS-FRESH | MT |
| 1829730 | WHEAT-FLOUR-SOYA BLEND | MT | : | 1464500 | BANANAS, PLANTAINS-FRESH | MT |
| | OTHER GRAIN PRODUCTS | | | 1465300 | BLUEBERRIES-FRESH | MT |
| 0440015 | POPCORN | MT | : | 1465500 | STRAWBERRIES-FRESH | MT |
| 0451000 | RYE-UNMILLED | MT | : | 1466500 | BERRIES, NEC-FRESH | MT |
| 0459020 | CEREAL GRAINS, NEC-UNMILLED | MT | : | 1468520 | CHERRIES-SWEET, FRESH | MT |
| 0470100 | CEREAL FLOUR-NONWHEAT | MT | : | 1468540 | CHERRIES-TART, FRESH | MT |
| 0478250 | CEREAL MEAL AND GROATS, NEC | MT | : | 1476500 | GRAPES-FRESH | MT |
| 0481130 | CEREAL-PREP FOR COOKING, R | MT | : | 1481700 | CANTALOUPE-FRESH | MT |
| 0481170 | CEREAL-PREP FOR COOKING, N/R | MT | : | 1482000 | WATERMELON-FRESH | MT |
| 0481200 | BRKFST CEREAL TO SERVE | MT | : | 1482700 | MELONS, NEC-FRESH | MT |
| 0481210 | CEREAL-PREPARED FOR SERVING | MT | : | 1487500 | PEACHES & NECTARINES-FRESH | MT |
| 0484010 | BAKERY PRODUCTS-EXCEPT FROZEN | MT | : | 1488500 | PEARS-FRESH | MT |
| 0484020 | BAKFPY PRODUCTS-FROZEN | MT | : | 1491700 | PRUNES AND PLUMS-FRESH | MT |
| 0488100 | MALT EXTRACT | MT | : | 1493000 | STONE FRUIT-EX TROPICAL-FRESH | MT |
| 0488230 | CEREAL-PREPARED BABY FOOD | MT | : | 1530 | FRUITS-DRIED | MT |
| 0488250 | FLOUR-PANCAKE, OTHER MIXES | MT | : | 0520110 | DATES-DRIED | MT |
| 0488260 | PREP OF FLOUR, STARCH, ETC | MT | : | 0520120 | TROPICAL FRUIT-DRIED, EX DATES | MT |
| 0488300 | SEALING, COMMUNION WAFERS, ETC | MT | : | 0520200 | FIGS-DRIED | MT |
| 0488430 | CEREAL-PREPARED BABY FOOD | MT | : | 0520300 | GRAISINS-DRIED | MT |
| 0488450 | FLOUR-PANCAKE, OTHER MIXES | MT | : | 0520910 | PRUNES-DRIED | MT |
| 0488450 | PREP OF FLOUR, STARCH, ETC | MT | : | 0520920 | APPLES-DRIED | MT |
| 1301700 | CKYHEAT AND CANARY SEED | MT | : | 0520930 | PEARS-DRIED | MT |
| 1303460 | POPCORN | MT | : | 0520940 | APRICOTS-DRIED | MT |
| 1306000 | RYE-UNMILLED | MT | : | 0520950 | PEACHES-DRIED | MT |
| 1314520 | CEREAL FLOUR-NONWHEAT | MT | : | 0520960 | FRUIT, MIXED-DRIED | MT |
| 1314540 | CEREAL MEAL AND GROATS, NEC | MT | : | 0520970 | FRUIT, NEC-DRIED | MT |
| 1322700 | MALT EXTRACT | MT | : | 1501200 | APPLES-DRIED | MT |
| 1324040 | STARCHES, NEC AND INULIN | MT | : | 1502200 | STONE-FRUITS, DRIED | MT |
| 1822040 | BAKERY PRODUCTS-EXCEPT FROZEN | MT | : | 1504500 | DATES-DRIED | MT |
| 1822500 | BREAD YEAST LEAVENED | MT | : | 1505200 | FIGS-DRIED | MT |
| 1823160 | CEREAL-PREPARED FOR SERVING | MT | : | 1506500 | RAISINS-DRIED | MT |
| 1823140 | CEREAL-PREP FOR COOKING | MT | : | 1508000 | PRUNES-DRIED | MT |
| 1827000 | WILD RICE, CRUDE OR PROCESSED | MT | : | 1508500 | FRUIT, NEC-DRIED | MT |
| 1829705 | FLOUR-PANCAKE, OTHER MIXES | MT | : | 1509000 | FRUIT, MIXED-DRIED | MT |
| 1932200 | SEALING, COMMUNION WAFERS, ETC | MT | : | 1540 | FRUITS-CANNED | MT |
| 4923000 | DEXTRIN | MT | : | 0538910 | GRAPEFRUIT-PREP, PRES, CANNED | MT |
| 5995120 | STARCHES, NEC AND INULIN | MT | : | 0538915 | APRICOTS-PREPARED, PRES, CANNED | MT |
| 5995200 | GLUTEN AND GLUTEN FLOUR | MT | : | 0538920 | CHERRIES-PREPARED, PRES, CANNED | MT |
| 1480 | FRUITS AND PREPARATIONS | NA | : | 0538925 | PEACHES-PREPARED, PRES, CANNED | MT |
| 1490 | FRUITS-FRESH | MT | : | 0538930 | PEARS-PREPARED, PRES, CANNED | MT |
| 1500 | CITRUS | MT | : | 0538935 | PINEAPPLES-PREP, PRES, CANNED | MT |
| 0511010 | ORANGES-FRESH | MT | : | 0538940 | FRUIT COCKTAIL-PREP, PRES, CND | MT |
| 0511020 | TANGERINES, CLEMENTINES-FRESH | MT | : | 0538945 | FRUIT, NEC-PREP, PRES, CANNED | MT |
| 0512010 | LEMONS-FRESH | MT | : | 0538950 | FRUIT-BABY FOOD, PREP, PRES, CND | MT |
| 0512020 | LIMES-FRESH | MT | : | 0539010 | GRAPEFRUIT-PREP, PRES, CANNED | MT |
| 0512030 | GRAPEFRUIT-FRESH | MT | : | 0539015 | APRICOTS-PREPARED, PRES, CANNED | MT |
| 0512040 | CITRUS FRUITS, NEC-FRESH | MT | : | 0539017 | CHERRIES-MARASCHINO, CND, PRES | MT |
| 1471500 | GRAPEFRUIT-FRESH | MT | : | 0539023 | CHERRIES-EX MARASCHINO, CND | MT |
| 1471900 | LEMONS-FRESH | MT | : | 0539025 | PEACHES-PREPARED, PRES, CANNED | MT |
| 1472200 | LIMES-FRESH | MT | : | 0539030 | PEARS-PREPARED, PRES, CANNED | MT |
| 1473120 | TANGERINES, FRESH | MT | : | 0539035 | PINEAPPLES-PREP, PRES, CANNED | MT |
| 1473130 | ORANGES TEMPLE | MT | : | 0539040 | FRUIT MIXTURES-PREP, PRES, CND | MT |
| 1473140 | OTHER ORANGES | MT | : | 0539045 | FRUIT, NEC-PREP, PRES, CANNED | MT |
| 1473500 | CITRUS FRUITS, NEC-FRESH | MT | : | 0539050 | FRUIT-BABY FOOD, PREP, PRES, CND | MT |
| 1510 | OTHER FRUITS-FRESH | MT | : | 1511000 | APRICOTS-PREPARED, PRES, CANNED | MT |
| 0513000 | BANANAS, PLANTAINS-FRESH | MT | : | 1512000 | CHERRIES-MARASCHINO | MT |
| 0514000 | APPLES-FRESH | MT | : | 1512520 | CHERRIES, SWEET VARIETIES, CND | MT |
| 0515000 | GRAPES-FRESH | MT | : | 1512540 | CHERRIES, TART VARIETIES, CND | MT |
| 0519200 | PEARS-FRESH | MT | : | 1513000 | BERRIES, INC CRANBERRY SAUCE, CND | MT |
| 0519310 | PEACHES & NECTARINES-FRESH | MT | : | 1514020 | GRAPEFRUIT-PREP, PRES, CANNED | MT |
| 0519320 | PRUNES AND PLUMS-FRESH | MT | : | 1514040 | OTHER CITRUS FRUITS AND MIXTURES | MT |
| 0519330 | CHERRIES-FRESH | MT | : | 1516000 | PEACHES AND NECTARINES, CND | MT |
| 0519340 | STONE FRUIT-EX TROPICAL, FRESH | MT | : | 1517000 | PEARS-PREPARED, PRES, CANNED | MT |
| 0519410 | STRAWBERRIES-FRESH | MT | : | 1518000 | PINEAPPLES-PREP, PRES, CANNED | MT |
| 0519420 | BERRIES, NEC-FRESH | MT | : | 1518500 | OTHER FRUIT (FRUIT COCKTAIL) CND | MT |
| 0519500 | TROPICAL FRUIT, NEC-FRESH | MT | : | 1519500 | MIXTURES OF FRUIT, NSPF, CND | MT |
| 0519710 | WATERMELON-FRESH | MT | : | 1525500 | FRUIT-BABY FOOD, PREP, PRES, CND | MT |
| 0519720 | MELONS, NEC-FRESH | MT | : | 1550 | FRUIT JUICES | MT |
| 0519730 | FRUIT, NEC-FRESH | MT | : | 0535005 | PINEAPPLE JUICE-CND, NOT FRZ | LIT |
| 0519810 | WATERMELON-FRESH | MT | : | 0535010 | GRAPEFRUIT JUICE-CND, NOT FRZ | LIT |
| 0519820 | MELONS, NEC-FRESH | MT | : | 0535015 | ORANGE JUICE-CANNED, NOT FRZ | LIT |
| 0519830 | PEARS-FRESH | MT | : | 0535020 | PEAR JUICE, NECTAR-CND, NOT FRZ | LIT |
| 0519840 | FRUIT, NEC-FRESH | MT | : | 0535025 | MIX CITRUS JUICE-CND, NOT FRZ | LIT |
| 1461000 | APPLES-FRESH | MT | : | 0535030 | FRUIT JUICE, NEC-CND, NOT FRZ | LIT |

CONTINUED--

COMMODITY COMPOSITION OF U.S. AGRICULTURAL EXPORTS--CONTINUED

| | | | | | | |
|---------|-----------------------------------|-----|---|---------|----------------------------------|----|
| 0535035 | PINEAPPLE JUICE-CONC,HOT PACK | LIT | : | 0539060 | NUTS-EX PEANUTS,PREPARED,PRES | MT |
| 0535040 | ORANGE JUICE-CONC,HOT PACK | LIT | : | 0951062 | PEANUT BUTTER | MT |
| 0535045 | GRAPEFRUIT JUICE-CONC,HOT PK | LIT | : | 1451200 | ALMONDS, NOT SHELLED, FRESH | MT |
| 0535050 | FRUIT,NEC,JUICE-CONC,HOT PACK | LIT | : | 1451600 | FILBERTS, NOT SHELLED, FRESH | MT |
| 0535052 | ORANGE JUICE-CONC,N/O 16 OZ | LIT | : | 1452200 | PECANS, NOT SHELLED, FRESH | MT |
| 0535054 | ORANGE JUICE-CONC,OV 16 OZ | LIT | : | 1452800 | WALNUTS, NOT SHELLED, FRESH | MT |
| 0535055 | ORANGE JUICE-CONC,FROZEN | LIT | : | 1453500 | OTHER NUTS, NOT SHELLED, FRESH | MT |
| 0535057 | ORANGE JUICE-CONC,OV ONE MT | LIT | : | 1454300 | ALMONDS, SHELLED, FRESH | MT |
| 0535060 | GRAPEFRUIT JUICE-CONC,FROZEN | LIT | : | 1454500 | FILBERTS, SHELLED, FRESH | MT |
| 0535065 | FRUIT,NEC,JUICE-CONC,FROZEN | LIT | : | 1454780 | PEANUTS, SHELLED, EX DILSTOCK | MT |
| 1650500 | GRAPEFRUIT,N/CONC,N/FROZ | LIT | : | 1454900 | PECANS, SHELLED, FRESH | MT |
| 1650700 | ORANGE JUICE,N/CONC,N/FROZ | LIT | : | 1455100 | WALNUTS, SHELLED, FRESH | MT |
| 1651500 | OTHER CITRUS JUICE,N/CONC,N/FROZ | LIT | : | 1455700 | OTHER NUTS, SHELLED, FRESH | MT |
| 1651700 | GRAPE JUICE,N/CONC,N/FROZ | LIT | : | 1456100 | ALMONDS,PREP OR PRES | MT |
| 1652100 | PINEAPPLE JUICE,N/CONC,N/FROZ | LIT | : | 1456520 | PEANUT BUTTER | MT |
| 1652600 | OTHER FRUIT JUICES,N/CONC,N/FROZ | LIT | : | 1456840 | OTHER PEANUTS, PREP OR PRES | MT |
| 1653100 | GRAPEFRUIT-CONC, FROZEN S/S | LIT | : | 1457500 | OTHER NUTS, PREP OR PRES | MT |
| 1653320 | ORANGE JU,CONC,FRZ,N/O 32OZ S/S | LIT | : | 1459000 | MIXTURES OF EDIBLE NUTS | MT |
| 1653340 | ORANGE JU,CONC,FRZ,OV 32OZ S/S | LIT | : | 1590 | VEGETABLES & PREPARATIONS | NA |
| 1653360 | ORANGE JU,CONC,FRZ,OV 1 MT S/S | LIT | : | 1600 | VEGETABLES-FRESH | MT |
| 1654100 | OTHER CITRUS JUICE,CONC,FRZ | LIT | : | 0541000 | POTATOES-EX SWEET,FRESH | MT |
| 1655400 | GRAPE JUICE,CONC,FRZ,S/S | LIT | : | 0544000 | TOMATOES-FRESH | MT |
| 1656000 | FRUIT JUICES,NEC,FRZ,CONC,S/S | LIT | : | 0545010 | BEANS-FRESH | MT |
| 1657100 | GRAPEFRUIT JUICE-CND,NOT FRZ, S/S | LIT | : | 0545020 | ONIONS-FRESH | MT |
| 1657400 | ORANGE JUICE,NOT FRZ,CONC | LIT | : | 0545030 | PEPPERS-FRESH | MT |
| 1657700 | MIX CITRUS JUICE-CND,NOT FRZ, S/S | LIT | : | 0545040 | CABBAGE-FRESH | MT |
| 1658000 | GRAPE JUICE, CND, NOT FRZ S/S | LIT | : | 0545050 | CARROTS-FRESH | MT |
| 1658400 | PINEAPPLE JUICE-CND,NOT FRZ, S/S | LIT | : | 0545060 | CELERY-FRESH | MT |
| 1658800 | FRUIT JUICE,NEC-CND,NOT FRZ, S/S | LIT | : | 0545065 | CUCUMBERS-FRESH | MT |
| | OTHER FRUITS AND PREPARATIONS | | | 0545070 | LETTUCE-FRESH | MT |
| 0532000 | FRUIT-PRESERVED BY SUGAR | MT | : | 0545075 | ASPARAGUS-FRESH | MT |
| 0533010 | FRUIT-JAM,JELLY,MARMALADE | MT | : | 0545077 | GARLIC-FRESH | MT |
| 0533020 | FRUIT-PUREE,PASTE,AND PULP | MT | : | 0545080 | VEGETABLES, FRESH, NEC | MT |
| 0536510 | BERRIES-FROZEN | MT | : | 0545085 | VEGETABLES, NEC-FRESH | MT |
| 0536520 | CHERRIES-FROZEN | MT | : | 1351800 | ASPARAGUS-FRESH | MT |
| 0536530 | FRUIT,NFC-FROZEN | MT | : | 1352100 | PEAS-FRESH | MT |
| 0536600 | FRUIT,NFC-PREP,PRES,NOT CND | MT | : | 1352300 | BROCCOLI-FRESH | MT |
| 0537010 | BERRIES-FROZEN | MT | : | 1352500 | RUSSELS SPROUTS-FRESH | MT |
| 0537020 | CHERRIES-FROZEN | MT | : | 1352700 | CABBAGE-FRESH | MT |
| 0537030 | FRUIT,NEC-FROZEN | MT | : | 1352900 | CARROTS-FRESH | MT |
| 0538905 | FRUIT,NFC-PREP,PRES,NOT CND | MT | : | 1353100 | CAULIFLOWER-FRESH | MT |
| 1496800 | BLUEBERRIES-FROZEN | MT | : | 1353300 | CELERY-FRESH | MT |
| 1497000 | STRAWBERRIES-FROZEN | MT | : | 1353500 | DASHENS,JICAMAS,S/POTATOES-FRESH | MT |
| 1497500 | OTHER BERRIES-FROZEN | MT | : | 1353700 | CORN,SWEET-FRESH | MT |
| 1498520 | CHERRIES-SWEET, FROZEN | MT | : | 1353900 | CUCUMBERS-FRESH | MT |
| 1498540 | CHERRIES-TART,FROZEN | MT | : | 1354000 | GARLIC-FRESH | MT |
| 1499000 | FRUIT,NFC-FROZEN | MT | : | 1354300 | LETTUCE-FRESH | MT |
| 1510500 | FRUIT,NFC-PREP,PRES | MT | : | 1354500 | ONIONS-FRESH,EX ONION SETS | MT |
| 1522500 | FRUIT PFL,CND,DRD,BR,EX CANDIED | MT | : | 1354700 | PEPPERS-FRESH | MT |
| 1528000 | FRUIT-PUREE,PASTE,AND PULP | MT | : | 1354900 | POTATOES-EX SWEET,FRESH | MT |
| 1533000 | FRUIT-JAM,JELLY,MARMALADE | MT | : | 1354920 | POTATOES-FRESH,SEED | MT |
| 1540000 | MIXTURES-CANDIED,GLACE,ETC | MT | : | 1354940 | POTATOES-FRESH NOT SEED | MT |
| 1570 | NUTS AND PREPARATIONS | NA | : | 1355300 | TOMATOES-FRESH | MT |
| 0517010 | ALMONDS-SHELLED,FRESH,DRIED | MT | : | 1355900 | VEGETABLES, NEC-FRESH | MT |
| 0517020 | ALMONDS-NOT SHELLED,FR,DRIED | MT | : | 1441000 | FRESH MUSHROOMS | MT |
| 0517030 | FILBERTS-SHELLED,FRESH,DRIED | MT | : | 1615 | VEGETABLES-FROZEN | MT |
| 0517040 | FILBERTS-NOT SHELLED,FR,DRIED | MT | : | 0546000 | VEG-FROZEN, TEMPORARILY PRES | MT |
| 0517050 | PECANS-SHELLED,FRESH,DRIED | MT | : | 0546100 | VEGETABLES-FROZEN | MT |
| 0517060 | PECANS-NOT SHELLED,FR,DRIED | MT | : | 1381000 | CARROTS-FROZEN | MT |
| 0517070 | WALNUTS-SHELLED,FRESH,DRIED | MT | : | 1382000 | CORN,SWEET-FROZEN | MT |
| 0517080 | WALNUTS-NOT SHELLED,FR,DRIED | MT | : | 1383000 | PEAS-FROZEN | MT |
| 0517090 | EDIBLE NUTS,NEC-FRESH,DRIED | MT | : | 1384100 | POTATOES,FRENCH FRIES-FROZEN | MT |
| 0517100 | COCONUTS,BRAZIL,CASHEW NUTS | MT | : | 1384500 | POTATOES,OTHER-FROZEN | MT |
| 0517210 | ALMONDS-SHELLED,FRESH,DRIED | MT | : | 1387000 | OTHER VEGETABLES-FROZEN | MT |
| 0517220 | ALMONDS-NOT SHELLED,FR,DRIED | MT | : | 1620 | PULSES | MT |
| 0517230 | FILBERTS-SHELLED,FRESH,DRIED | MT | : | 1630 | DRIED BEANS | MT |
| 0517240 | FILBERTS-NOT SHELLED,FR,DRIED | MT | : | 0542005 | BEANS-EX SEED,DRIED,RELIEF | MT |
| 0517250 | PECANS-SHELLED,FRESH,DRIED | MT | : | 0542010 | BEANS-NAVY,PEA,EX SEED,DRIED | MT |
| 0517260 | PECANS-NOT SHELLED,FR,DRIED | MT | : | 0542015 | BEANS-GT N,EX SEED,DRIED | MT |
| 0517270 | WALNUTS-SHELLED,FRESH,DRIED | MT | : | 0542020 | BEANS-LARGE LIMA,EX SEED,DRD | MT |
| 0517280 | WALNUTS-NOT SHELLED,FR,DRIED | MT | : | 0542025 | BEANS-BABY LIMA,EX SEED,DRIED | MT |
| 0517290 | NUTS-EDIBLE,FRESH,DRIED,NEC | MT | : | 0542030 | BEANS-WHITE,NEC,EX SEED,DRIED | MT |
| 0538955 | PEANUTS,NEC-PREPARED,PRES | MT | : | 0542035 | BEANS-RED KIDNEY,EX SEED,DRD | MT |
| 0538960 | NUTS-EX PEANUTS,PREPARED,PRES | MT | : | 0542040 | BEANS-PINTO,EX SEED,DRIED | MT |
| 0539055 | PEANUTS,NEC-PREPARED,PRES | MT | : | 0542045 | BEANS-BLACK,EX SEED,DRIED | MT |

CONTINUED--

COMMODITY COMPOSITION OF U.S. AGRICULTURAL EXPORTS--CONTINUED

| | | | | |
|--|---------------------------------|----|--|----|
| 0542050 | BEANS,NEC-EX SEED,DRIED | MT | 0990610YEAST-DRIED | HT |
| 1400100 | BEANS-BLACK,EX SEED,EX/FLCGR,DR | MT | 0990620YEAST,NEC | MT |
| 1400300 | BEANS-GT N,EX SEED,OR FLOUR | MT | 0990650PREPARED BAKING POWDER | MT |
| 1400500 | BEANS,LIMA-EX SEED/FLOUR, DRD | MT | 0990700VINEGAR AND SUBSTITUTES | MT |
| 1400700 | BEANS-NAVY,PEA EX SD/FLOUR,DRD | MT | 0991040POTATO CHIPS, CORN CHIPS, ETC | MT |
| 1400800 | BEANS-PINTO,EX SEEDOR FLOUR,DRD | MT | 0991045BABY FOODS, NEC | NA |
| 1401200 | BEANS-RED KIDNEY,EX SD/FL, DRD | MT | 0991050FOOD PREPARATIONS NEC | NA |
| 1401500 | BEANS-WHITE,NSPF,EX SD/FL, DRD | MT | 0991055FOOD PREPARATIONS, NEC | NA |
| 1401800 | BEANS,NEC-EX SEED/FLOUR,DRIED | MT | 0991065FOOD PREPARATIONS,NEC-CANNED | NA |
| 1640 | DRIED PEAS | MT | 0991066FOOD PREPARATIONS,NEC-CANNED | NA |
| 0542060 | PEAS-GREEN,EX SEED,DRIED | MT | 0999900FOOD, NEC-RELIEF | NA |
| 0542065 | PEAS-YELLOW,EX SEED,DRIED | MT | 1405100GARLIC-EX FLOUR, DRIED | MT |
| 0542075 | PEAS, NEC-EX SEED,DRIED | MT | 1405300ONTONS-EX FLOUR, DRIED | MT |
| 1402200 | PEAS-GREEN,EX SEED/FLOUR,DRIED | MT | 1405620POTATC FLAKES | MT |
| 1402400 | PEAS-YELLOW,EX SEED/FLOUR,DRIED | MT | 1405640POTATDES,GRANULES | MT |
| 1402700 | PEAS-AUSTRIAN,EX SD/FLOUR, DRD | MT | 1405660POTATOES-EX SWEET,DEHYDRATED | MT |
| 1402920 | CCUPEAS-BLACKEYE EX SD/FL, DRD | MT | 1406100OTHER DRIED VEGETABLES, EX FLOUR | MT |
| 1402940 | PEAS, NEC-EX SEED/FLOUR,DRIED | MT | 1407100VEGETABLES REDUCED TO FLOUR | MT |
| 1650 | DRIED LENTILS | MT | 1415200CUCUMBER PICKLES | MT |
| 0542070 | LENTILS-EX SEED,DRIED | MT | 1415700OTHER VEG,PKLD,(WHETHER OF N/CND) | MT |
| 1403500 | LENTILS-EX SEED,D/FLOUR,DRIED | MT | 1417500VEG, OTHERWISE PREP OR PRES | MT |
| 1404100 | OTHER LEG VEG,EX SD/FLOUR,DRD | MT | 1443500OTHER MUSHROOMS AND TRUFFLES | MT |
| 1660 | VEGETABLES-CANNED | MT | 1515500OLIVES-OTHER,PREPARED,PRESERVED | MT |
| 0555005VEG-BABY FOOD,PREP,PRES,CND | | MT | 1604500CHICHORY ROOTS,OTHER COFFEE SUBS | MT |
| 0555010BEANS,NEC-PREPARED,PRES,CND | | MT | 1663020TOMATO JUICE & HYD VEG JUICES,CND | MT |
| 0555015ASPARAGUS-PREPARED,PRES,CND | | MT | 1663040OTHER VEGETABLE JUICES | MT |
| 0555020PEAS-PREPARED,PRES,CANNED | | MT | 1824410SAUCES-THIN SOY | MT |
| 0555025BEANS-EX DRY,PREP,PRES,CND | | MT | 1824420CATSUP AND CHILI SAUCE | MT |
| 0555030TOMATOES-PREPARED,PRES,CANNED | | MT | 1824450OTHER SAUCES | MT |
| 0555035VEGETABLES,NEC-PREP,PRES,CND | | MT | 1825120SOUP MIXES-DRIED,DEHYDRATED | MT |
| 0555040TOMATO PUREE & CONCENTRATES | | MT | 1825600VINEGAR AND SUBSTITUTES | MT |
| 0555050LIVES-PREPARED,PRES,CANNED | | MT | 1829420POTATO CHIPS | MT |
| 0990410TOMATO SAUCE, NEC | | MT | 1829440OTHER POTATO & CORN PRODS | MT |
| 0990520SOUPS-CANNED EXCEPT FROZEN | | MT | 1829740MIXED SEASONINGS | MT |
| 0990540SOUPS AND BROTHS, NEC | | MT | 1829770EDIBLE PREP NSPF, FROZEN | MT |
| 0991010CORN-PREPARED,PRES,CANNED | | MT | 1829780EDIBLE PREP NSPF, OTHER | MT |
| 1410100ASPARAGUS-PREPARED,PRES,CND | | MT | 4315720MONOSODIUM GLUTAMATE | MT |
| 1410320BEANS,DPY-PREPARED,PRES,CND | | MT | 4352000YEAST | MT |
| 1410340BEANS-EX DRY,PREP,PRES,CND | | MT | 5120944MONOSODIUM GLUTAMATE & PRODS | MT |
| 1410500CORN-PREPARED,PRES,CANNED | | MT | 5120948MONOSODIUM GLUTAMATE & PRODS | MT |
| 1411100PEAS-EX COMPEAS CHICKPEAS, CND | | MT | 5120965VEGETABLE LECITHIN | MT |
| 1412220TOMATOES, PULP (PUREE), CND | | MT | 1680FEEDS,FODDERS-EX OILCAKE | NA |
| 1412240TOMATO SAUCE, EX CHILI SAUCE | | MT | 1690 CORN BYPRODUCTS | MT |
| 1412260TOMATOES PASTE, CANNED | | MT | 0812015CORN GLUTEN FEED | MT |
| 1412280OTHER TOMATOES, PREP OR PRES, CND | | MT | 0812020CORN-BYPRODUCTS | MT |
| 1413200OTHER VEGETABLES, NEC, CANNED | | MT | 0812025CORN-BYPRODUCTS | MT |
| 1414200VEGETABLE BABY FOOD | | MT | 1848020CORN GLUTEN FEED | MT |
| 1442500CANNED MUSHROOMS | | MT | 1848055CORN-BYPRODUCTS | MT |
| 1515000OLIVES-PREPARED,PRES,CANNED | | MT | 1700 ALFALFA MEAL AND CUBES | MT |
| 1825140SOUPS,OTHER | | MT | 0811210ALFALFA HAY CUBES | MT |
| 1829760EDIBLE PREP NSPF, CANNED | | MT | 0819960ALFALFA MEAL-DEHYDRATED | MT |
| 1670 HOPS,INCL HOP EXT,INC HOP EQ | | MT | 0819970ALFALFA MEAL-SUN CURED | MT |
| 0548400HOPS-FRESH,DRIED | | MT | 1848005ALFALFA HAY CUBES | MT |
| 1922500HOPS | | MT | 1848010ALFALFA MEAL-SUN CURED | MT |
| 1923200HCP-EXTRACT LUPULIN | | MT | 1848015ALFALFA MEAL-DEHYDRATED | MT |
| 2929115HOP-EXTRACT | | MT | OTHER FEEDS AND FODDERS | MT |
| OTHER VEGETABLES PREP,PRES | | MT | 0811000HAY, FODDER, NEC-ANIMAL FEED | MT |
| 0535070TOMATO JUICE-CANNED | | MT | 0811100CEREAL STRAW AND HUSKS | MT |
| 0535075VEG JUICE-EX TOMATO,CANNED | | MT | 0811200HAY,FODDER,ROOTS,LUPINES,ETC | MT |
| 0546200VEGETABLES-TEMPORARILY PRES | | MT | 0811250HAY,FODDER,ROOTS,LUPINES,ETC | MT |
| 0548100ROOTS & TUBERS-FRESH,DRIED | | MT | 0811900VEG PRODUCTS-ANIMAL FEED,NEC | MT |
| 0548700VEG PRODUCTS,NEC-FRESH,DRIED | | MT | 0812010WHEAT-BYPRODUCTS | MT |
| 0548800VEG PRODUCTS,NEC-FRESH,DRIED | | MT | 0812030RICE BRAN AND POLISHINGS | MT |
| 0551010POTATOES-EX SWEET,DEHYDRATED | | MT | 0812040CEREAL GRAIN,NEC-BYPRODUCTS | MT |
| 0551020VEGETABLES, NEC-DEHYDRATED | | MT | 0814000MEAT MEAL, ETC-INEDIBLE | MT |
| 0554300POTATO-EX SWEET,FLAKES,ETC | | MT | 0814020MEAT MEAL,ETC-ANIMAL FEED | MT |
| 0554900FRUIT,VEG,NEC-FLOUR,FLAKES | | MT | 0819200COCOA SPILLS,HUSKS,WASTE | MT |
| 0555045CUCUMBER PICKLES | | MT | 0819320SUGAR-BYPRODUCTS | MT |
| 0555050OLIVES-GREEN,PREPARED IN BULK | | MT | 0819340BREWING,STARCH,ETC-BYPRODUCTS | MT |
| 0555060VEGETABLES,NEC-PREPARED,PRES | | MT | 0819500FOOD WASTES, NEC | NA |
| 0990420CATSUP AND CHILI SAUCE | | MT | 0819700FOOD WASTES, NEC | NA |
| 0990430MEAT SAUCE, EXCEPT TOMATO | | MT | 0819910FEATHER MEAL | MT |
| 0990450SAUCES,NEC,MIXED SEASONINGS | | MT | 0819920POULTRY FEEDS-PREPARED | MT |
| 0990530SOUP MIXES-DRIED,DEHYDRATED | | MT | 0819930DAIRY FEEDS-PREPARED | MT |
| 0990600NATURAL YEAST, BAKING POWDER | | MT | 0819940LIVESTOCK FEEDS,NEC-PREPARED | MT |

CONTINUED--

COMMODITY COMPOSITION OF U.S. AGRICULTURAL EXPORTS--CONTINUED

| | | | | | | |
|---------|------------------------------------|----|---|---------|-----------------------------------|----|
| 0819950 | DOG AND CAT FOOD | MT | : | 4212020 | OIL-SOYBEAN, ONCE REFINED | MT |
| 0819980 | ANIMAL FEEDS, NEC-PREPARED | MT | : | 4212030 | OIL-SOYBEAN SALAD, RELIEF | MT |
| 1841020 | WHEAT-BYPRODUCTS | MT | : | 4212040 | OIL-SOYBEAN SALAD, NOT RELIEF | MT |
| 1841040 | GRICE BY PRODUCTS | MT | : | 4312010 | OIL-SOYBEAN, HYDROGENATED | MT |
| 1841060 | OTHER GRAIN BYPRODUCTS | MT | : | 1810 | OIL-COTTONSEED | MT |
| 1842000 | BEEF PULP, DRIED | MT | : | 1761820 | OIL-COTTONSEED, CRUDE | MT |
| 1842500 | BREWERS & DIST GRAIN, MALT SPROUTS | MT | : | 1761840 | OIL-COTTONSEED, ONCE REFINED | MT |
| 1843600 | HAY AND STRAW | MT | : | 1761860 | OIL-COTTONSEED SALAD, RELIEF | MT |
| 1844800 | CEREAL GRAIN, NEC-BYPRODUCTS | MT | : | 1761880 | OIL-COTTONSEED SALAD, N/R | MT |
| 1845600 | MEAT MEAL, ETC-ANIMAL FEED | MT | : | 1783540 | OIL-COTTONSEED, HYDROGENATED | MT |
| 1846620 | MEAT OFFAL, FR, FRZ, INEDIBLE | MT | : | 4213010 | OIL-COTTONSEED, CRUDE | MT |
| 1846640 | MEAT OFFAL, OTHER, INEDIBLE | MT | : | 4213020 | OIL-COTTONSEED, ONCE REFINED | MT |
| 1848025 | FEATHER MEAL | MT | : | 4213030 | OIL-COTTONSEED SALAD, RELIEF | MT |
| 1848032 | DOG AND CAT FOOD | MT | : | 4213040 | OIL-COTTONSEED SALAD, N/R | MT |
| 1848034 | OTHER PET FOOD | MT | : | 4312020 | OIL-COTTONSEED, HYDROGENATED | MT |
| 1848035 | POULTRY FEEDS-PREPARED | MT | : | | OTHER VEG OILS | |
| 1848040 | DAIRY FEEDS-PREPARED | MT | : | 0910030 | MARGARINE | MT |
| 1848045 | LIVESTOCK FEEDS, NEC-PREPARED | MT | : | 0910040 | SHORTENING-RELIEF | MT |
| 1848060 | ANIMAL FEEDS, NEC-PREPARED | MT | : | 0910050 | SHORTENING-NOT RELIEF | MT |
| 17200 | OILSEEDS AND PRODUCTS | NA | : | 091010 | MARGARINE | MT |
| 1730 | OILCAKE AND MEAL | MT | : | 0914020 | SHORTENING-RELIEF | MT |
| 1740 | SOYBEAN | MT | : | 0914030 | SHORTENING-NOT RELIEF | MT |
| 0813030 | OIL CAKE AND MEAL-SOYBEAN | MT | : | 0990435 | MAYONNAISE | MT |
| 1845260 | OIL CAKE AND MEAL-SOYBEAN | MT | : | 0990440 | MAYONNAISE, SALAD DRESSINGS | MT |
| | OTHER OILCAKE AND MEAL | | : | 0990445 | SALAD DRESSINGS | MT |
| 0813010 | OIL CAKE AND MEAL-CORN | MT | : | 0991060 | CREAM & MILK SUBSTITUTES | MT |
| 0813020 | OIL CAKE AND MEAL-COTTONSEED | MT | : | 1163000 | MARGARINE | MT |
| 0813040 | OIL CAKE AND MEAL-LINSEED | MT | : | 1760320 | CORA OIL CRUDE | MT |
| 0813050 | OIL CAKE & MEAL, RESIDUES, NEC | MT | : | 1760340 | CORN OIL EXCEPT CRUDE | MT |
| 1845000 | OIL CAKE AND MEAL-LINSEED | MT | : | 1760400 | OIL-COCONUT | MT |
| 1845220 | OIL CAKE AND MEAL-CORN | MT | : | 1762520 | OIL-LINSEED, RAW | MT |
| 1845240 | OIL CAKE AND MEAL-COTTONSEED | MT | : | 1762540 | OTHER LINSEED OIL | MT |
| 1845270 | OIL CAKE & MEAL, RESIDUES, NEC | MT | : | 1763820 | OIL-PEANUT, CRUDE | MT |
| 1760 | OILSEEDS | NA | : | 1763840 | OTHER PEANUT OILS | MT |
| 1770 | SOYBEANS | MT | : | 1765400 | SUNFLOWER SEED OIL | MT |
| 1754100 | SOYBEANS | MT | : | 1769120 | OILS-OLIVE, RAPE, COL, MUST, SESA | MT |
| 2214000 | SOYBEANS | MT | : | 1769140 | OILS-CASTOR, PALM, PALM KERNEL | MT |
| | OTHER OILSEEDS | | : | 1769160 | OTHER OILS | MT |
| 1452000 | PEANUTS-SHELLED, GREEN | MT | : | 1781120 | OILS, VEG, SALAD/COOKING, RELIEF | MT |
| 1454700 | PEANUTS-UNSHELLED, GREEN | MT | : | 1781140 | OILS, VEG, SALAD/COOKING, N/REL | MT |
| 1454750 | PEANUTS, SHELLED, OIL STOCK | MT | : | 1783560 | OILS, HYDROGENATED OR HARDENED | MT |
| 1616100 | MUSTARD SEEDS | MT | : | 1786000 | SALAD AND COOKING OILS | MT |
| 1751500 | COTTONSEED | MT | : | 1787820 | WHOLLY OF VEGETABLE OILS | MT |
| 1751800 | FLAXSEED | MT | : | 1824430 | MAYONNAISE | MT |
| 1755100 | SUNFLOWER SEEDS | MT | : | 1824440 | SALAD DRESSINGS, OTHER | MT |
| 1756020 | SAFFLOWER | MT | : | 1829735 | CREAM & MILK SUBSTITUTES | MT |
| 1756040 | OILSEEDS, NUTS, KERNELS, NEC | MT | : | 4214010 | OIL-PEANUT, CRUDE | MT |
| 2210510 | SAFFLOWER | MT | : | 4214020 | OIL-PEANUT, EXCEPT CRUDE | MT |
| 2210520 | OIL-SEEDS, NUTS, KERNELS, NEC | NA | : | 4218010 | OIL-SOFT SALAD, CRUDE, NEC | MT |
| 2210530 | SUNFLOWER SEEDS | MT | : | 4218020 | OIL-SOFT SALAD, REFINED, NEC | MT |
| 2210550 | OILSEEDS, NUTS, KERNELS, NEC | MT | : | 4218030 | OIL-SOFT SALAD, NEC, RELIEF | MT |
| 2211010 | PEANUTS-SHELLED, GREEN | MT | : | 4218040 | OIL-SOFT SALAD, NEC, NOT RELIEF | MT |
| 2211020 | PEANUTS-UNSHELLED, GREEN | MT | : | 4221000 | OIL-LINSEED, RAW | MT |
| 2215000 | FLAXSEED | MT | : | 4223000 | OIL-COCONUT | MT |
| 2216000 | COTTONSEED | MT | : | 4226000 | OILS-CASTOR, PALM, PALM KERNEL | MT |
| 2219000 | FLOUR MEAL OF OILSEEDS | NA | : | 4227810 | OIL-TUNG | MT |
| 2219010 | SOYBEAN-FLOUR, MEAL, N/DEFATTED | MT | : | 4227015 | OIL-CORN | MT |
| 2219020 | OILSEED FLOUR AND MEAL, NEC | NA | : | 4227820 | OIL-VEGETABLE, NEC | MT |
| | PROTEIN SUBSTANCES | | : | 4227825 | OIL-VEGETABLE, NEC | MT |
| 1829742 | DEFATTED FLOURS & GRITS | MT | : | 4229010 | OIL-TUNG | MT |
| 1829744 | NONDEFATTED FLOURS & GRITS | MT | : | 4229020 | OIL-CORN | MT |
| 1829752 | VEG PROTEIN PROD (ISOLATES) | MT | : | 4229030 | OIL-FIXED VEGETABLE, NEC | MT |
| 1829754 | SPUN PROTEIN PRODUCTS | MT | : | 4311010 | OIL-LINSEED, BOILED, ETC | MT |
| 5995855 | PROTEIN SUBSTANCES | MT | : | 4311040 | OILS, NEC, INC SULFATED OIL | MT |
| 5995860 | VEGETABLE PROTEINS | MT | : | 4312030 | FATS, OILS, NEC-HYDROGENATED | MT |
| 5995870 | PROTEIN SUBSTANCES, NEC | MT | : | 4313020 | FATTY ACIDS, EXCEPT TALL OIL | MT |
| 1790 | OILS AND WAXES-VEG | MT | : | 4313030 | FOOTS, SOAPSTOCK, ETC, NEC | MT |
| 1795 | OILS-SOYA, COTTONSEED | MT | : | 4313120 | FATTY ACIDS, EXCEPT TALL OIL | MT |
| 1800 | SOYBEAN | MT | : | 4313205 | FOOTS, SOAPSTOCK, ETC, NEC | MT |
| 1765220 | OIL-SOYBEAN, CRUDE | MT | : | 4314000 | WAXES-ANIMAL, VEGETABLE ORIGIN | MT |
| 1765240 | OIL-SOYBEAN, ONCE REFINED | MT | : | 4315000 | OILS & FATS, NEC-RELIEF | MT |
| 1765260 | OIL-SOYBEAN SALAD, RELIEF | MT | : | 4901000 | OLEIC ACID | MT |
| 1765280 | OIL-SOYBEAN OTHER | MT | : | 4925410 | OTHER WAXES, UNBLENDED | MT |
| 1783520 | OIL-SOYBEAN, HYDROGENATED | MT | : | 1830708 | TOBACCO, UNMANUFACTURED | MT |
| 4212010 | OIL-SOYBEAN, CRUDE | MT | : | 1840 | TOBACCO-BURLEY | MT |

CONTINUED--

COMMODITY COMPOSITION OF U.S. AGRICULTURAL EXPORTS--CONTINUED

| | | | | | | |
|---------|-----------------------------------|----|---|---------|-----------------------------------|----|
| 1210015 | TOBACCO-BURLEY LEAF,N/STM | MT | : | 126012 | SEED-ALFALFA, UNCERTIFIED | MT |
| 1210020 | TOBACCO-BURLEY LEAF,STEMMED | MT | : | 1260140 | SEED-ALFALFA, CERTIFIED | MT |
| 1703330 | TOBACCO-BURLEY LEAF,N/STM | MT | : | 1260300 | BEET,SUGAR | MT |
| 1703340 | TOBACCO-BURLEY LEAF,STEMMED | MT | : | 1260500 | SEED-BEET EXCEPT SUGAR BEET | MT |
| 1850 | TOBACCO-FLUE CURED | MT | : | 1260700 | SEED-BENT GRASS, INC RED TOP | MT |
| 1210005 | TOBACCO-FLUE CURED LF,N/STMD | MT | : | 1260900 | SEED-KY BLUE GRASS | MT |
| 1210010 | TOBACCO-FLUE CURED LEAF,STMD | MT | : | 1261700 | SEED-CARROT | MT |
| 1703310 | TOBACCO-FLUE CURED LF,N/STMD | MT | : | 1262700 | SEED-RED CLOVER | MT |
| 1703320 | TOBACCO-FLUE CURED LEAF,STMD | MT | : | 1263100 | SEED-LADINO AND WHITE | MT |
| | OTHER-TOBACCO,UNMANUFACTURED | MT | : | 1263120 | SEED-LADINO CLOVER | MT |
| 1210025 | TOBACCO-DARK FIRED,KY,TENN LF | MT | : | 1263140 | SEED-WHITE CLOVER | MT |
| 1210030 | TOBACCO-VA FIRE,SUN CURED LF | MT | : | 1263200 | SEED-CLOVER, OTHER | MT |
| 1210035 | TOBACCO-MARYLAND LEAF | MT | : | 1263640 | SEED-FESCUE TALL | MT |
| 1210040 | TOBACCO-GREEN RIVER LEAF | MT | : | 1263660 | SEED-FESCUE,OTHER | MT |
| 1210045 | TOBACCO-ONE SUCKER LEAF | MT | : | 1264100 | SEED-FLCWER | MT |
| 1210050 | TOBACCO-PERIQUE LEAF | MT | : | 1265700 | MILLET | MT |
| 1210055 | TOBACCO-BLACKFAT LEAF | MT | : | 1266100 | SEED-ONION | MT |
| 1210060 | TOBACCO-WRAPPER,CONN SHADE LF | MT | : | 1266300 | ORCHARD GRASS | MT |
| 1210065 | TOBACCO-WRAPPER,GA,FLA SHD LF | MT | : | 1267100 | SEED-PEPPER | MT |
| 1210070 | TOBACCO-BINDER,CONN VALLEY LF | MT | : | 1267300 | SEED-RADISH | MT |
| 1210075 | TOBACCO-WISC,OTHER BINDER LF | MT | : | 1267720 | SEED-RYE GRAS, ANNUAL | MT |
| 1210080 | TOBACCO-CIGAR FILLER LEAF | MT | : | 1267740 | SEED-RYE GRASS, PERENNIAL | MT |
| 1210090 | TOBACCO UNMFG, NEC-STEMS,ETC | MT | : | 1268100 | SEED-SPINACH | MT |
| 1703350 | TOBACCO-MARYLAND LEAF | MT | : | 1268500 | SEED-TIMOTHY GRASS | MT |
| 1704205 | TOBACCO-DARK FIRED,KY,TENN LF | MT | : | 1268700 | TREE AND SHRUB | MT |
| 1704210 | TOBACCO-VA FIRE,SUN CURED LF | MT | : | 1271200 | OTHER GRASS SEEDS&FORAGE SEEDS | MT |
| 1704215 | TOBACCO-GREEN RIVER LEAF | MT | : | 1271220 | SEED-SUDAN GRASS | MT |
| 1704220 | TOBACCO-ONE SUCKER LEAF | MT | : | 1271240 | SEED-OTHER GRASS AND FORAGE | MT |
| 1704225 | TOBACCO-PERIQUE LEAF | MT | : | 1271510 | SEED-CANTALOPE | MT |
| 1704230 | TOBACCO-BLACKFAT LEAF | MT | : | 1271515 | SEED-CUCUMBER | MT |
| 1701220 | TOBACCO-WRAPPER,CONN SHADE LF | MT | : | 1271520 | SEED-VEGETABLE, NEC | MT |
| 1701240 | TOBACCO-WRAPPER,GA,FLA SHD LF | MT | : | 1271530 | SEED-LETTUCE | MT |
| 1704235 | TOBACCO-BINDER,CONN VALLEY LF | MT | : | 1271540 | SEEDS, NEC | MT |
| 1704240 | TOBACCO-WISC,OTHER BINDER LF | MT | : | 1271545 | SEED-SQUASH | MT |
| 1704245 | TOBACCO-CIGAR FILLER LEAF | MT | : | 1271560 | SEED-TOMATO | MT |
| 1704300 | OTHER FIR & WRAPPER INC REEXPORTS | MT | : | 1271570 | SEED-WATERMELON | MT |
| 1705100 | TOBACCO UNMFG, NEC-STEMS,ETC | MT | : | 1271580 | SEED-OTHER VEGETABLE, NSPF | MT |
| 1880 | COTTON-EX LINTERS | MT | : | 1271590 | SEED-OTHER, NSPF | MT |
| 2631011 | COTTON-AMERICAN EGYPTIAN,ETC | MT | : | 1303420 | CORN-SEED, SWEET CORN | MT |
| 2631021 | COTTON-UPLAND,1-1/8 INCH & OV | MT | : | 1303440 | CORN-SEED,EXCEPT SWEET CORN | MT |
| 2631031 | COTTON-UPLAND,1 TO 1-1/8 INCH | MT | : | 1304020 | GRAIN SCRGHUM-SEED | MT |
| 2631041 | COTTON-UPLAND UNDER 1 INCH | MT | : | 1403100 | BEANS-SEED | MT |
| 3001030 | COTTON-UNDER 1 INCH | MT | : | 1403300 | PEAS-SEED | MT |
| 3001060 | COTTON-1 INCH & OV 1-1/8 INCHES | MT | : | 1754000 | SEED-SOYBEAN | MT |
| 3001530 | COTTON-AMERICAN PIMA & SEA ISLAND | MT | : | 2925005 | SEED-ALFALFA, UNCERTIFIED | MT |
| 3001550 | COTTON-OTHER, 1-1/8 INCH OR MORE | MT | : | 2925010 | SEED-ALFALFA, CERTIFIED | MT |
| 1890 | COTTON LINTERS | MT | : | 2925015 | SEED-LADINO CLOVER | MT |
| 2632011 | COTTON LINTERS-CHEMICAL GRADE | MT | : | 2925020 | SEED-RED CLOVER | MT |
| 2632021 | COTTON LINTERS-FELTING GRADES | MT | : | 2925025 | SEED-CLOVER, NEC | MT |
| 3003021 | COTTON LINTERS-CTHR | MT | : | 2925030 | SEED-BENT GRASS | MT |
| 3003011 | COTTON LINTERS-FELTING GRADES,1-7 | MT | : | 2925035 | SEED-FESCUE GRASS | MT |
| 1910 | ESSENTIAL OILS | MT | : | 2925040 | SEED-RYE GRASS, ANNUAL | MT |
| 4503500 | OTHER ESSENTIAL OILS | MT | : | 2925045 | SEED-RYE GRASS, PERENNIAL | MT |
| 4522000 | OILS-CECWOOD,CLOVE,NUTMEG | MT | : | 2925050 | SEED-KY BLUE GRASS,INC MERION | MT |
| 4523400 | OIL-LEMON | MT | : | 2925055 | SEED-TIMOTHY GRASS | MT |
| 4524400 | OIL-ORANGE | MT | : | 2925060 | SEED-GRASS, NEC | MT |
| 4525400 | OIL-PEPPERMINT | MT | : | 2925070 | SEED-CARROT | MT |
| 4525800 | OIL-SPEARMINT | MT | : | 2925075 | SEED-ONION | MT |
| 4526000 | OTHER ESSENTIAL OILS | MT | : | 2925075 | SEED-VEGETABLE, NEC | MT |
| 5511010 | OIL-ORANGE | MT | : | 2925080 | SEED-FLOWER, NEC | MT |
| 5511020 | OIL-LEMON | MT | : | 2925085 | SEEDS, NEC | MT |
| 5511025 | OIL-CITRUS, NEC | MT | : | 1930 | OTHER VEGETABLE PRODUCTS | NA |
| 5511030 | OIL-PEPPERMINT | MT | : | | SUGAR AND RELATED PRODUCTS | |
| 5511040 | OILS-MINT, EX PEPPERMINT | MT | : | | SUGAR | |
| 5511045 | OIL-SPEARMINT | MT | : | 0613000 | SUGAR-CANE, BEET | MT |
| 5511050 | OILS-ESSENTIAL, NEC, RESINOIDS | MT | : | 1551100 | SUGAR BEETS AND SUGAR CANE | MT |
| 5511055 | ESSENTIAL OILS,NEC,RESINOIDS | MT | : | 1552025 | SUGARS,FOR IMMEDIATE HUMAN CONSUM | MT |
| 5511060 | OILS-CECWOOD,CLOVE,NUTMEG | MT | : | 1552045 | SUGARS, OTHER(INCLUDING RAW) | MT |
| 5511080 | OILS-ESSENTIAL,NEC,RESINOIDS | MT | : | | RELATED SUGAR PRODUCTS | |
| 1920 | SEEDS-FIELD AND GARDEN | NA | : | 0615010 | MOLASSES-FEED & INDUSTRIAL | MT |
| 0440030 | CORN-SEED,EXCEPT SWEET CORN | MT | : | 0615020 | MOLASSES-EDIBLE | MT |
| 0440040 | CORN-SEED, SWEET CORN | MT | : | 0616000 | HONEY-NATURAL | MT |
| 0459005 | GRAIN SCRGHUM-SEED | MT | : | 0618010 | DEXTROSE-EX PHARMACEUTICAL | MT |
| 0542055 | BEANS-SFED | MT | : | 0618030 | GLCOSE-EX PHARMACEUTICAL | MT |
| 0542080 | PEAS-SEED | MT | : | 0618070 | MOLASSES-FEED & INDUSTRIAL | MT |

CONTINUED--

COMMODITY COMPOSITION OF U.S. AGRICULTURAL EXPORTS--CONTINUED

| | | | | | | |
|---------|-----------------------------------|----|---|---------|-----------------------------------|----|
| 0618080 | SUGAR,STRUP,MOLASSES,NEC | MT | : | 2640000 | JUTE-TOW AND WASTE | MT |
| 0618085 | SUGAR, SIRUP, MOLASSES, NEC | MT | : | 2650000 | FIBERS, VEG, NEC, AND WASTE | MT |
| 0619010 | DEXTROSE-EX PHARMACEUTICAL | MT | : | 2651000 | FIBER-FLAX, TOW & WASTE | MT |
| 0619020 | GLUCOSE-EX PHARMACEUTICAL | MT | : | 2654000 | FIBER-SISAL,ETC,TOW & WASTE | MT |
| 0619040 | SIRUPS | MT | : | 2655000 | FIBER-MANILA, TOW & WASTE | MT |
| 0619050 | SUGARS-INC SUGAR SIRUP | MT | : | 2656000 | FIBERS-VEG, NEC AND WASTE | MT |
| 0620110 | CONFECTIONERY NOT CONT COCOA | MT | : | 2680000 | FIBERS-VEGETABLE, EX COTTON | MT |
| 0620115 | CONFECTIONERY NOT CONT COCOA | MT | : | 3040100 | VEGETABLE FIBERS (EXCEPT COTTON) | MT |
| 0620210 | SUGAR-FLAVORED OR COLORED | MT | : | 3050120 | ROVING VEGETABLE FIBERS 2X COTTON | MT |
| 0620215 | SUGAR-FLAVORED OR COLORED | MT | : | | OTHER MISC VEGETABLE PRODUCTS | |
| 0620220 | SIRUP,MOLASSES-FLAVOR,COLOR | MT | : | 0990300 | MUSTARD-PREPARED | MT |
| 1553000 | SIRUPS CONT,NON-SUGAR SOLIDS | MT | : | 1822020 | BAKERY PRODUCTS-FROZEN | MT |
| 1553700 | OTHER,INCLUDING MOLASSES | MT | : | 1924200 | LICORICE ROOT AND EXTRACT | MT |
| 1555000 | MAPLE SUGAR | MT | : | 1925500 | BROOMCORN | MT |
| 1555500 | MAPLE SIRUP | MT | : | 1928200 | VEG-BRUSH,BROOM MATERIAL,NEC | MT |
| 1556000 | DEXTROSE-EX PHARMACEUTICAL | MT | : | 1932500 | VEGETABLE MATERIALS,NEC-CRUDE | MT |
| 1556500 | GLUCOSE SIRUP,INC FRUCTOSE SIRUP | MT | : | 2928010 | GINSENG | MT |
| 1557000 | HONEY-NATURAL | MT | : | 2928020 | LICORICE MASS AND EXTRACT | MT |
| 1557300 | OTHER SUGARS,SIRUPS,AND MOLASSES | MT | : | 2928030 | DRUGS-VEGETABLE ORGIN,NEC | MT |
| 1557500 | SIRUP,MOLASSES-FLAVOR,COLOR | MT | : | 2929110 | PECTIN AND PECTIN SUBSTANCES | MT |
| 1571020 | CONFECTIONERY NOT CONT COCOA | MT | : | 2929120 | VEGETABLE SAPS, EXTRACTS | MT |
| | COFFEE | | : | 2929125 | VEGETABLE SAPS, EXTRACTS, NEC | MT |
| 0711010 | COFFEE-GREEN | MT | : | 2929510 | BROOMCORN | MT |
| 0711020 | COFFEE-ROASTED,NOT CONC | MT | : | 2929520 | VEG-BRUSH,BROOM MATERIAL,NEC | MT |
| 0713000 | COFFEE-CONCENTRATED | MT | : | 2929800 | VEGETABLE MATERIALS,NEC-CRUDE | NA |
| 1601020 | COFFEE-GREEN | MT | : | 4345010 | GINSENG ROOT | MT |
| 1601040 | COFFEE-ROASTED,NOT CONC | MT | : | 4345050 | DRUGS-VEG,CRUDE OTHER | MT |
| 1602200 | COFFEE-CONCENTRATED | MT | : | 4346010 | GINSENG ADVANCED | MT |
| | COCOA | | : | 4346050 | DRUGS-ADV,OTHER, VEG | MT |
| 0721000 | COCOA BEANS | MT | : | 4352600 | ENZYMES | MT |
| 0722000 | COCOA-UNSWEETENED POWDER | MT | : | 4352700 | FERMENTS | MT |
| 0723000 | COCOA-PASTE, BUTTER | MT | : | 4550300 | PECTIN | MT |
| 1561000 | COCOA BEANS | MT | : | 4711000 | VEGETABLE MATERIALS,CRUDE OR PROC | MT |
| 1563500 | COCOA BUTTER | MT | : | 4920300 | BARBASCO | MT |
| 1564000 | COCOA-NOT SWEET & CAKE RED/POWDER | MT | : | 4923520 | OTHER, POLYSACCHARIDES ETC | MT |
| 1564500 | COCOA-SWEETENED POWDER | MT | : | 4924000 | PYRETHRUM | MT |
| | CHOCOLATE AND PREPS | | : | | NURSERY AND GREENHOUSE PRODUCTS | |
| 0730010 | COCOA-SWEETENED POWDER | MT | : | 1253100 | BULBS, CORMS, PIPS, ETC | NA |
| 0730020 | CONFECTIONERY CONT COCOA | MT | : | 1255200 | FRUIT-NUTS PLANTS, INC STOCK | NA |
| 0730030 | CHOCOLATE COATINGS | MT | : | 1256500 | ROSEPLANTS AND STOCK | NA |
| 0730040 | CHOCOLATE, NEC-PREPARED | MT | : | 1258100 | NURSERY STOCK, NEC | NA |
| 1562000 | CHOCOLATE-NOT SWEETENED (LIQUOR) | MT | : | 1921120 | CUT FLOWERS | NA |
| 1562720 | CHOCOLATE SWEETEN | MT | : | 1921140 | FOLIAGE AND CHRISTMAS TREES | NA |
| 1562740 | OTHER CHOCOLATE,SWEETENED | MT | : | 2926010 | BULBS, CORMS, PIPS, ETC | NA |
| 1564700 | CONFECTIONERS, COATINGS & OTHER P | MT | : | 2926020 | HERBACEOUS PLANTS, ETC | NA |
| 1565200 | COCOA CAKE,N/REDUCED TO POWDER | MT | : | 2926030 | ROSEPLANTS AND STOCK | NA |
| 1571040 | CONTAINING COCOA OR CHOCOLATE | MT | : | 2926040 | NURSERY STOCK, NEC | NA |
| | TEA AND MATE | | : | 2926100 | BULBS, CORMS, PIPS, ETC | NA |
| 0740000 | TEA AND MATE | MT | : | 2926910 | HERBACEOUS PLANTS, ETC | NA |
| 0741000 | TEA | MT | : | 2926920 | ROSEPLANTS AND STOCK | NA |
| 0742000 | MATE | MT | : | 2926930 | NURSERY STOCK, NEC | NA |
| 1605500 | TEA AND MATE | MT | : | 2927100 | CUT FLOWERS | NA |
| | SPICES | | : | 2927200 | FOLIAGE AND CHRISTMAS TREES | NA |
| 0750000 | SPICES | MT | : | | BEVERAGES EXCEPT JUICES | |
| 0751000 | PEPPER | MT | : | 1121000 | WINES OF GRAPES, GRAPE MUST | MT |
| 0752000 | CINNAMON & CASSIA BUDS | MT | : | 1122000 | CIDER, FERMENTED BEV, NEC | MT |
| 0752800 | SPICES, NEC | MT | : | 1123000 | BEER, ALE, STOUT, AND PORTER | MT |
| 1611800 | CINNAMON,CINN CHIPS,CASSIA BUDS | MT | : | 1664100 | NONALCOHOLIC BEV (BEV OF MALT) | MT |
| 1616000 | MUSTARD FLOUR & PREPARED MUSTARD | MT | : | 1674300 | WINES OF GRAPES, GRAPE MUST | MT |
| 1617800 | PEPPER,BLACK & RED | MT | : | 1670500 | BEER, ALE, STOUT, AND PORTER | MT |
| 1618100 | PEPPER-RED | MT | : | 1675140 | OTHER, FERMENTED BEV, NEC | MT |
| 1621700 | SPICES, NEC | MT | : | 1673100 | WINES, STILL GRAPE, N/O 14X ALC | MT |
| | FLAVORING,SIRUPS,EXTRACTS,ETC | | : | 1675120 | CIDER | MT |
| 0991015 | FLAVORING EXTRACTS,N/BEV BASE | MT | : | | | |
| 0991020 | FLAVORING EXTRACTS,BEV BASES | MT | : | | | |
| 0991025 | BEVERAGE BASES | MT | : | | | |
| 0991030 | FLAVORING SIRUPS, AGENTS, NEC | MT | : | | | |
| 1829710 | BEVERAGE BASES | MT | : | | | |
| 4501500 | FLAVORING EXTRACTS,N/BEV BASE | MT | : | | | |
| | RUBBER | | : | | | |
| 2311010 | RUBBER AND LATEX-NATURAL | MT | : | | | |
| 2311020 | RUBBER, GUMS-EX LATEX,NATURAL | MT | : | | | |
| 4460505 | RUBBER AND LATEX-NATURAL | MT | : | | | |
| 4460515 | RUBBER, GUMS-EX LATEX,NATURAL | MT | : | | | |
| | FIBERS EXCEPT COTTON | | : | | | |

COMMODITY COMPOSITION OF U.S. AGRICULTURAL IMPORTS

| | | | | |
|---|-----|---------|---------------------------------|----|
| 5010TOTAL | | | | |
| 5030COMPLEMENTARY | --- | 1617900 | PEPPER-BLACK, WHITE, GROUND | MT |
| 5040 BANANAS-FRESH | NA | 1618600 | PIMENTO, ALLSPICE-UNGROUND | MT |
| 1464000 BANANAS-FRESH | MT | 1618800 | PIMENTO, ALLSPICE-GROUND | MT |
| 5042 PLANTAINS-FRESH | MT | 1619000 | ROSEMARY-CRUDE | MT |
| 1491000 PLANTAINS-FRESH | MT | 1619200 | ROSEMARY-MANUFACTURED | MT |
| 5050 COFFEE-GREEN | MT | 1619400 | SAGE-UNGROUND | MT |
| 1601020 COFFEE-GREEN | MT | 1619600 | SAGE-GROUND, RUBBED | MT |
| 5060 COFFEE ROASTED | MT | 1620100 | SAVORY-CRUDE | MT |
| 1601040 COFFEE ROASTED, GROUND | MT | 1620300 | SAVORY-MANUFACTURED | MT |
| 5070 COFFEE-SOLUBLE & EXTRACTS | MT | 1620500 | TARRAGON-CRUDE | MT |
| 1602000 COFFEE SOLUBLE, INSTANT | MT | 1620700 | TARRAGON-MANUFACTURED | MT |
| 1602010 COFFEE SOLUBLE OR INSTANT | MT | 1620900 | THYME-CRUDE | MT |
| 1602100 COFFEE, EXTRACT, ESSENCES, ETC | MT | 1621100 | THYME-MANUFACTURED | MT |
| 5080 COCOA BEANS | MT | 1621300 | TURMERIC | MT |
| 1561000 COCOA BEANS | MT | 1621500 | MIXED SPICES, SPICE SEEDS, NES | MT |
| 5085 COCOA BUTTER | MT | 1931000 | TONKA BEANS | MT |
| 1563500 COCOA BUTTER | MT | 1931500 | VANILLA BEANS | MT |
| 5090 COCOA-POWDER, CAKE | MT | 5150 | ALLIED GUMS | MT |
| 1564000 COCOA-CAKE | MT | 4460510 | RUBBER-GUTTA BALATA | MT |
| 1564500 COCOA-SWEETENED | MT | 4460520 | RUBBER-GUTTA PERCHA, GUTTA, NES | MT |
| 1564700 COCOA-COATINGS | MT | 4460530 | RUBBER-JELUTONG, PONTIANAC | MT |
| 5100 CHOCOLATE PREPARATIONS | MT | 5160 | RUBBER-CRUDE | MT |
| 1562000 CHOCOLATE-UNSWEETENED | MT | 4460540 | RUBBER, LATEX | MT |
| 1562500 CHOCOLATE-SWEET, BARS 10 PLUS | MT | 4460550 | RUBBER, DRY FORM | MT |
| 1563000 CHOCOLATE-SWEET, EX BAR, 10+ | MT | 5162 | RUBBER, LATEX | MT |
| 1563020 CHOCOLATE, SWEET, EDIBLE | MT | 4460540 | RUBBER, LATEX | MT |
| 1563040 CHOCOLATE, SWEETENED, NES | MT | 5165 | RUBBER, DRY FORM | MT |
| 1563045 CHOCOLATE N/C BUTTERFAT | MT | 4460550 | RUBBER, DRY FORM | MT |
| 1563050 CHOC, SWEETENED, 0/5.5X 8/FAT | MT | 5170 | SILK-RAW | MT |
| 1563060 CHOC, SWEETENED, N/O 5.5X 8/F 0 | MT | 3080420 | SILK-TUSSAH, WILD, IN SKEINS | MT |
| 1563065 CHOCOLATE CONT N/O 5.5X 8/F 0 | MT | 3080440 | SILK-RAW, IN SKEINS, NES | MT |
| 1571040 CONFECTIONERY CONT COCOA | MT | 5180 | WOOL-UNMANUFACTURED, FREE | MT |
| 1829830 EDIBLE PREP-NSPF-N/O 5.5X 8/F 0 | MT | 3060002 | WOOL-N/MERINO, N/SORTED, FREE | MT |
| 1829930 EDIBLE PREP-NSPF, CNTNG CHOC | MT | 3060003 | WOOL-N/MERINO, SORTED, FREE | MT |
| 5110 TEA-CRUDE OR PREPARED | MT | 3060004 | WOOL-N/MERINO, SCOURED, FREE | MT |
| 1605000 TEA-CRUDE, PREPARED | MT | 3060012 | WOOL-N/O 40S, N/SORTED, FREE | MT |
| 5120 SPICES | MT | 3060013 | WOOL-N/O 40S, SORTED, FREE | MT |
| 1610100 ANISE | MT | 3060014 | WOOL-N/O 40S, SCOURED, FREE | MT |
| 1610300 BASIL-CRUDE | MT | 3060022 | WOOL-40S TO 44S, N/SORTED, FREE | MT |
| 1610500 BASIL-MANUFACTURED | MT | 3060023 | WOOL-40S TO 44S, SORTED, FREE | MT |
| 1610700 CAPERS | MT | 3060024 | WOOL-40S TO 44S, SCOURED, FREE | MT |
| 1610900 CARAWAY | MT | 3060032 | WOOL-44S TO 46S, N/SORTED, FREE | MT |
| 1611100 CARDAMON | MT | 3060033 | WOOL-44S TO 46S, SORTED, FREE | MT |
| 1611300 CASSIA, BUDS AND VERA-UNGROUND | MT | 3060034 | WOOL-44S TO 46S, SCOURED, FREE | MT |
| 1611500 CASSIA, BUDS AND VERA-GROUND | MT | 3060092 | HAIR-CAMEL, N/SORTED, DUTY FREE | MT |
| 1611700 CINNAMON AND CHIPS-UNGROUND | MT | 3060093 | HAIR-CAMEL, SORTED, DUTY FREE | MT |
| 1611900 CINNAMON AND CHIPS-GROUND | MT | 3060094 | HAIR-CAMEL, SCOURED, DUTY FREE | MT |
| 1612100 CLOVES, CLOVE STEMS-UNGROUND | MT | 3061102 | WOOL-N/MERINO, NOT SORTED | MT |
| 1612300 CLOVES, CLOVE STEMS-GROUND | MT | 3061112 | WOOL-N/O 40S, NOT SORTED | MT |
| 1612500 CORIANDER | MT | 3061203 | WOOL-N/MERINO, SORTED | MT |
| 1612700 CUMMIN | MT | 3061213 | WOOL-N/O 40S, SORTED | MT |
| 1612900 CURRY AND CURRY POWDER | MT | 3061304 | WOOL-N/MERINO, SCOURED | MT |
| 1613100 DILL | MT | 3061405 | WOOL-N/MERINO, CARBONIZED | MT |
| 1613300 FENNEL | MT | 3061413 | WOOL-N/O 40S, CARBONIZED | MT |
| 1613500 GINGER ROOT-UNGROUND | MT | 3062122 | WOOL-OV 40S TO 44S, N/SORTED | MT |
| 1613700 GINGER ROOT-GROUND N-CANDIED | MT | 3062223 | WOOL-OV 40S TO 44S, SORTED | MT |
| 1613900 LAUREL LEAVES-CRUDE | MT | 3062324 | WOOL-OV 40S TO 44S, SCOURED | MT |
| 1614100 LAUREL BAY LEAVES-NOT CRUDE | MT | 3062425 | WOOL-OV 40S TO 44S, CARBN | MT |
| 1614300 HACE-BOMBAY, WILD, UNGROUND | MT | 3063132 | WOOL-OV 44S TO 46S, N/SORTED | MT |
| 1614500 HACE-BOMBAY, WILD, GROUND | MT | 3063233 | WOOL-OV 44S TO 46S, SORTED | MT |
| 1614700 HACE, NES-UNGROUND | MT | 3063334 | WOOL-OV 44S TO 46S, SCOURED | MT |
| 1614900 HACE, NES-GROUND | MT | 3063435 | WOOL-OV 44S TO 46S, CARBN | MT |
| 1615100 MARJORAM-CRUDE | MT | 5190 | FIBERS-EX COTTON, JUTE | MT |
| 1615300 MARJORAM-MANUFACTURED | MT | 1926500 | FIBERS-ISTLE, TAMPICO, CRUDE | MT |
| 1615500 MINT LEAVES-CRUDE | MT | 1926600 | FIBERS-ISTLE | MT |
| 1615700 MINT LEAVES-MANUFACTURED | MT | 1928000 | STRAW & FIBER-VEG SUB, NSPF | MT |
| 1616300 NUTMEG-UNGROUND | MT | 3040200 | ABACA-RAW AND WASTES | MT |
| 1616500 NUTMEG-GROUND | MT | 3040600 | COIR-RAW AND WASTES | MT |
| 1616700 ORIGANUM-CRUDE | MT | 3040800 | CRIN VEGETAL-RAW AND WASTES | MT |
| 1616900 ORIGANUM-MANUFACTURED | MT | 3043800 | KAPOK-RAW AND WASTES | MT |
| 1617300 PARSLEY-CRUDE | MT | 3744200 | RAMIE-RAW AND WASTES | MT |
| 1617500 PARSLEY-MANUFACTURED | MT | 3144600 | SISAL, HENEQUEN-RAW AND WASTES | MT |
| 1617720 PEPPER-BLACK, UNGROUND | MT | 3645000 | SUNN-RAW AND WASTES | MT |
| 1617740 PEPPER-WHITE, UNGROUND | MT | 3045600 | VEG FIBERS, NES-RAW, WASTES | MT |
| | | 5200 | ESSENTIAL OILS | MT |

CONTINUED--

COMMODITY COMPOSITION OF U.S. AGRICULTURAL IMPORTS--CONTINUED

| | | | | | | |
|---------|---------------------------------|----|---|---------|---------------------------------|-----|
| 4520200 | OIL-ALMOND, BITTER | MT | : | 4935500 | PYRETHRUM-CRUDE | MT |
| 4520400 | OIL-ANISE | MT | : | 4935600 | PYRETHRUM- ADVANCED | MT |
| 4520600 | OIL-BERGAMOT | MT | : | 5215 | OTHER COMPLEMENTARY | NA |
| 4520800 | OIL-CAMPHOR | MT | : | 1464200 | BANANAS-DRIED | MT |
| 4521000 | OIL-CARAWAY | MT | : | 1464400 | BANANAS, NSPF-PREP, PRES | MT |
| 4521200 | OIL-CASSIA | MT | : | 1491500 | PLANTAINS, PREP, PRESERVED | MT |
| 4521400 | OIL-CEDAR LEAF | MT | : | 1520000 | BANANA, PLANTAIN FLOUR | MT |
| 4521600 | OIL-CINNAMON | MT | : | 1527200 | BANANA AND PLANTAIN PASTE&PULP | MT |
| 4521800 | OIL-CITRONELLA | MT | : | 1544000 | GINGER ROOT-CANDIED, GLACED,ETC | MT |
| 4522000 | OIL-CLOVES | MT | : | 1565000 | COCOA BEAN SHELLS | MT |
| 4522200 | OIL-CORNMENT | MT | : | 1565500 | COCOA BEAN WASTES-EX SHELLS | MT |
| 4522600 | OIL-GERANIUM | MT | : | 1606800 | MATE-CRUDE | MT |
| 4523200 | OIL-LAVENDER, SPIKE LAVENDER | MT | : | 1606500 | MATE-PREPARED | MT |
| 4523600 | OIL-LEMONGRASS | MT | : | 1932500 | VEGETABLE SUBSTANCE | NA |
| 4523800 | OIL-LIME | MT | : | 1932520 | VEG SUBSTANCES CRD,ORNAMENTAL | NA |
| 4524000 | OIL-LIGNALOE OR BOIS DE ROSE | MT | : | 1932560 | VEGETABLE SUBSTANCES,NSPF | NA |
| 4524200 | OIL-ORANGE FLOWER OR NEROLI | MT | : | 3060001 | WOOL-N/MERINO, ON SKIN, FREE | MT |
| 4524600 | OIL-ORIGANUM | MT | : | 3060011 | WOOL-N/O 40S, ON SKIN, FREE | MT |
| 4524800 | OIL-OPRIS | MT | : | 3060021 | WOOL-40S TO 44S, ON SKIN, FREE | MT |
| 4525000 | OIL-PALMAROSA | MT | : | 3060031 | WOOL-44S TO 46S, ON SKIN, FREE | MT |
| 4525200 | OIL-PATCHOULI | MT | : | 3060091 | HAIR-CAMEL, ON SKIN, DUTY FREE | MT |
| 4525600 | OIL-PETTYGRAIN | MT | : | 3061001 | WOOL-N/MERINO,ON SKIN | MT |
| 4525800 | OIL-PINE NEEDLE | MT | : | 3061011 | WOOL-N/O 40S, ON SKIN | MT |
| 4526000 | OIL-ROSE OR ATTAR OF ROSES | MT | : | 3062021 | WOOL-OV 40S TO 44S, ON SKIN | MT |
| 4526200 | OIL-ROSEMARY | MT | : | 3063031 | WOOL-CV 44S TO 46S, ON SKIN | MT |
| 4526400 | OIL-SANDALWOOD | MT | : | 3080200 | SILK COCOONS FOR REELING | MT |
| 4526600 | OIL-THYME | MT | : | 8670000 | TEA FOR MFG OF CHEM PROD, ETC | NA |
| 4526800 | OIL-YETIVERT | MT | : | 5220 | SUPPLEMENTARY | NA |
| 4527000 | OIL-CANANGA OR YLANG YLANG | MT | : | 5230 | ANIMAL AND ANIMAL PRODUCTS | NA |
| 4528000 | OTHER ESSENTIAL, DIST, OILS | MT | : | 5240 | ANIMALS-LIVE, EX POULTRY | NA |
| 4528005 | OIL- CEDARWOOD | MT | : | 5245 | CATTLE-DUTIABLE | MNO |
| 4528010 | OIL-CITRUS,NEC | MT | : | 1004000 | CATTLE-QUOTA, <200 MTS | NO |
| 4528020 | OIL-NUTMEG | MT | : | 1004300 | CATTLE-OVER QUOTA, <200 MTS | NO |
| 4528023 | OIL-ONION AND GARLIC | MT | : | 1004500 | CATTLE-200# OR MORE,<700 MTS | NO |
| 4528030 | OIL-SASSAFRAS | MT | : | 1005000 | COWS-DAIRY, 700 MTS AND OVER | NO |
| 4528035 | OIL-SPEARMINT | MT | : | 1005300 | CATTLE-QUOTA, 700 MTS OR OVER | NO |
| 4528040 | OILS, NES-ESSENTIAL, DISTILLED | MT | : | 1005500 | CATTLE-D/O, OVER 700 MTS | NO |
| 4528042 | OIL-OTHER NEC | MT | : | | OTHER LIVE ANIMALS | |
| 5210 | DRUGS | MT | : | 1000110 | HORSES-MALE, FOR BREEDING | NO |
| 1924000 | LICORICE ROOT | MT | : | 1000120 | HORSES-FEMALE, FOR BREEDING | NO |
| 1924500 | LICORICE EXTRACT | MT | : | 1000130 | BULLS-FOR BREEDING | NO |
| 1932540 | GINSENG | MT | : | 1000140 | COWS-DAIRY, FOR BREEDING | NO |
| 4350500 | ALOES, JALAP, ETC-CRUDE | MT | : | 1000150 | COWS-EX DAIRY, FOR BREEDING | NO |
| 4351000 | ALOES, JALAP, ETC-ADVANCED | MT | : | 1000170 | ANIMALS BREEDING, NSPF | NO |
| 4353000 | BARKS-CHINCHONA (QUININE), ETC | MT | : | 1000180 | ANIMALS, NSPF-FOR BREEDING | NO |
| 4354000 | COCA LEAVES | MT | : | 1000400 | ANIMALS-DOMEST,RET AFTER 8 MO | NO |
| 4354500 | DIGITALIS OR PURPUREA | MT | : | 1003500 | ASSES, BURROS-LIVE | NO |
| 4355000 | ERGOT | MT | : | 1006000 | FOXES-SILVER OR BLACK | NO |
| 4355500 | GENTIAN | MT | : | 1006300 | FOXES-EX SILVER OR BLACK | NO |
| 4356000 | HENBANE | MT | : | 1006500 | GOATS-LIVE | NO |
| 4356500 | NUX VOMICA | MT | : | 1007000 | HORSES & MULES-FOR SLAUGHTER | NO |
| 4357000 | OPIUM | MT | : | 1007300 | HORSES-LIVE, N/O \$150 EACH | NO |
| 4357500 | STRAMONIUM | MT | : | 1007500 | HORSES-LIVE, OVER \$150 | NO |
| 4374800 | YEAST-DRIED BREWERS | MT | : | 1007700 | MULES-LIVE, N/O \$150 EACH | NO |
| 4374820 | BREWERS YEAST, PAPAIN | MT | : | 1007900 | MULES-LIVE, OVER \$150 EACH | NO |
| 4374840 | YEAST-DRIED BREWERS-CRUDE | MT | : | 1008100 | SHEEP AND LAMBS-LIVE | NO |
| 4374880 | FICIN,PAPAIN-CRUDE | MT | : | 1008500 | SWINE-LIVE | NO |
| 4374900 | ENZYMES FERMENTS, NES | MT | : | 1009570 | ANIMALS CHFLY FOR FOOD | NO |
| 4374920 | YEAST-DRIED BREWERS- EX CRUDE | MT | : | 5250 | MEATS AND MEAT PRODUCTS | MT |
| 4374950 | ENZYMES | MT | : | 5253 | MEATS-P.L.88-482 | MT |
| 4374980 | FERMENTS | MT | : | 1061020 | BEEF-WITH BONE, FRESH | MT |
| 4391010 | DRUGS-NATURAL CRD,ANIMAL GLANDS | MT | : | 1061040 | BEEF-WITH BONE, FROZEN | MT |
| 4391020 | DRUGS-ANIMAL, CRUDE | MT | : | 1061060 | BEEF-WITHOUT BONE, FR, FRZ | MT |
| 4391030 | DRUGS-NATURAL CRD,ANIMAL BILE | MT | : | 1061080 | VEAL-FRESH, FROZEN | MT |
| 4391040 | DRUGS-VEGETABLE, CRUDE | MT | : | 1062020 | MUTTON-FRESH, FROZEN | MT |
| 4391050 | DRUGS-NATURAL CRD,GINSENG ROOTS | MT | : | 1062040 | GOAT MEAT, FRESH, FROZEN | MT |
| 4391070 | DRUGS-NAT CRD PSYLLIUM SD HUSKS | MT | : | 1062200 | MUTTON-FRESH,FROZEN | MT |
| 4393010 | DRUGS-NATURAL,ADVANCED LIVER | MT | : | 1062500 | GOAT MEAT-FRESH, FROZEN | MT |
| 4393020 | DRUGS-ANIMAL, NATURAL, ADVANCED | MT | : | 1076100 | BEEF SPECIAL-FRESH, FROZEN | MT |
| 4393030 | DRUGS-NAT,ADV,ANIMAL,NSPF | MT | : | 5256 | MEATS-FRESH, FROZEN | MT |
| 4393040 | DRUGS-VEGETABLE, NATURAL, ADV | MT | : | 5259 | BEEF AND VEAL | MT |
| 4393050 | DRUGS-NAT,ADV,GINSENG | MT | : | 1061020 | BEEF-WITH BONE, FRESH | MT |
| 4393080 | DRUGS-NAT,ADV,POPPY STRAW EXT | MT | : | 1061040 | BEEF-WITH BONE, FROZEN | MT |
| 4930200 | BARBASCO, ETC-CRUDE | MT | : | 1061060 | BEEF-WITHOUT BONE, FR, FRZ | MT |
| 4930400 | BARBASCO, ETC-ADVANCED | MT | : | 1061080 | VEAL-FRESH, FROZEN | MT |

CONTINUED--

COMMODITY COMPOSITION OF U.S. AGRICULTURAL IMPORTS--CONTINUED

| | | | | | | |
|---------|------------------------------|----|---|---------|-------------------------------|-----|
| 1076020 | BF,VL,PREP,FR,FRZ, OV 30C | MT | : | 1052000 | TURKEYS-WHOLE,FR,FRZ | MT |
| 5262 | PORK | MT | : | 1053000 | BIRDS,NSPF-WHOLE,FR,FRZ | MT |
| 1069020 | PORK-FRESH | MT | : | 1054000 | CHICKENS-WHOLE,EVIS,FR,FRZ | MT |
| 1064040 | PORK-FROZEN | MT | : | 1055000 | TURKEYS-EVIS,FR,FRZ UN 40C | MT |
| 1071000 | SAUSAGE-PORK, FRESH | MT | : | 1055500 | TURKEYS-EVIS,FR,FRZ OV/40 | MT |
| | OTHER MEAT-FRESH, FROZEN | | : | 1056000 | BIRD MEAT,NES-EVIS,FR,FRZ | MT |
| 1065000 | VENISON-FRESH, FROZEN | MT | : | 1057000 | BIRD MEAT,NES-PIECES,FR,FRZ | MT |
| 1065500 | GAME ANI-EX DEER, FR, FRZ | MT | : | 1058200 | GOOSE LIVER PRODUCTS | MT |
| 1065520 | RABBIT MEAT, FR, FRZ | MT | : | 1058400 | BIRD MEAT,NSPF-PREP,PRES | MT |
| 1065540 | GAME MEAT-FR, FRZ | MT | : | | EGGS | |
| 1066000 | FROG MEAT-FRESH, FROZEN | MT | : | 1195000 | EGGS-SHELL, EX CHICKEN | DOZ |
| 1066500 | HORSEMEAT-FR, FRZ, BULK | MT | : | 1195500 | EGGS-SHELL, CHICKEN | DOZ |
| 1067000 | MEATS,NSPF-FR,FRZ N/O 30C | MT | : | 1196000 | EGGS-SHELL, OTHER | DOZ |
| 1067020 | RABBIT MEAT-FR,FRZ N/O 30C | MT | : | 1196500 | EGGS-DR,WHOLE,ALBUMIN,YOLK | MT |
| 1067040 | MEATS,NSPF-FR,FRZ, N/O 30C | MT | : | 1197000 | EGGS-NOT IN SHELL, NOT DRIED | MT |
| 1067500 | MEATS,NSPF-FR,FRZ OV 30C | MT | : | | FEATHERS AND DOWNS, CRUDE | |
| 1067520 | RABBIT MEAT-FR,FRZ, O/30C | MT | : | 1861000 | FEATHERS,DOWNS-CRUDE,OSTRICH | MT |
| 1067540 | MEATS,NSPF-FR,FRZ O/30C | MT | : | 1861520 | FEATHERS-CRUDE,EX OSTRICH | MT |
| 1068000 | ED OFFALS,FR,FRZ,N/O 20C | MT | : | 1861540 | DOWNS, CRUDE, EX OSTRICH | MT |
| 1068500 | ED OFFALS,FR,FRZ,OV 20C | MT | : | 1861550 | FEATHERS | MT |
| 5265 | MEATS-PREPARED, PRESERVED | MT | : | 1861555 | DOWNS | MT |
| 5268 | BEEF AND VEAL | MT | : | 1861560 | FEATHERS | MT |
| 1072000 | SAUSAGE-BEEF, CANNED | MT | : | 1861565 | DOWNS | MT |
| 1072520 | SAUSAGE-BEEF, EX CANNED | MT | : | | OTHER POULTRY PRODUCTS | |
| 1074000 | BF,VL-CURED, N/O 30C | MT | : | 1901500 | ALBUMIN,NSPF | MT |
| 1074500 | BF,VL-CURED, OV 30C | MT | : | 5280 | DAIRY PRODUCTS | NA |
| 1074820 | CORNERD BEEF-N/O 2LB | MT | : | 5285 | NONFAT DRY MILK | MT |
| 1074840 | CORNERD BEEF-CND OVER 2LB | MT | : | 1154500 | BUTTERMILK-DRY,N/O 6% B/FAT | MT |
| 1075000 | BEEF IN AIRTIGHT CONTAINER | MT | : | 1155000 | MILK, CREAM-DRY,N/O 3% B/FAT | MT |
| 1075020 | CORNERD BEEF-CANNED N/O 2 | MT | : | 1155500 | MILK, CREAM-DRY>3.36% B/FAT | MT |
| 1075040 | CORNERD BEEF-CANNED OV 2 | MT | : | 1156000 | MILK, CREAM-DRY,OV 35% B/FAT | MT |
| 1075060 | BEEF,NSPF-CANNED N/O 2 | MT | : | 5290 | CHEESE | MT |
| 1075080 | BEEF,NSPF-CANNED OV 2 | MT | : | 1170000 | CHEESE-BLUE MOLD, LOAF | MT |
| 1075220 | BEEF, NSPF-CND N/O 2LB | MT | : | 1170010 | CHEESE-BLUE MOLD LOAF QUOTA | MT |
| 1075240 | BEEF, NSPF-CND OVER 2LB | MT | : | 1170020 | CHEESE-BLUE MLD STILTON LOAF | MT |
| 1075500 | BF,VL, NSPF N/O 30C | MT | : | 1170030 | CHEESE-BLUE MOLD LOAF | MT |
| 1076040 | BF,VL, PRES, OV 30C | MT | : | 1170040 | CHEESE-BLUE MLD, OTHER LOAF | MT |
| 1076200 | BEEF, VEAL,PREP, NSPF O/30C | MT | : | 1170500 | CHEESE-BLUE MOLD, NOT LOAF | MT |
| 1076300 | BEEF, VEAL, PRES O/30C | MT | : | 1170510 | CHEESE-BLUE MOLD N/LOAF QUOTA | MT |
| 5271 | PORK | MT | : | 1170520 | CHEESE-BLUE MLD STILTON N/LF | MT |
| 1071500 | SAUSAGE-PORK, EX FRESH | MT | : | 1170530 | CHEESE-BLUE MOLD N/LOAF | MT |
| 1073020 | HAMS,SHLDS-W/COOKED,N/CND | MT | : | 1170540 | CHEESE-BLUE MOLD OTHER N/LF | MT |
| 1073040 | BACON-N/CKD,N/BND,N/CND | MT | : | 1171000 | CHEESE-BRYNDZA | MT |
| 1073060 | PORK,NSPF-N/CKD,N/CND | MT | : | 1171500 | CHEESE-CHEDDAR, NOT PROCESSED | MT |
| 1073515 | HAMS, SHLDS-CANNED,UN 3 | MT | : | 1171520 | CHEESE-CHEDDAR, N/PROC Q | MT |
| 1073520 | HAMS, SHLDS-CANNED,BND CKD | MT | : | 1171540 | CHEESE-CHEDDAR, N/PROC O/Q | MT |
| 1073525 | HAMS, SHLDS-CANNED,3LB & OV | MT | : | 1172000 | CHEESE-CHEODAR, PROCESSED | MT |
| 1073540 | BACON-PORK,COOKED,CANNED | MT | : | 1172020 | CHEESE-CHEODAR, PROCESSED B | MT |
| 1073560 | PORK,NES-BND,CKD,CANNED | MT | : | 1172040 | CHEESE-CHEDDAR, PROCESSED O/Q | MT |
| | OTHER MEATS PREP, PRES | | : | 1172500 | CHEESE-EDAM AND GOUDA | MT |
| 1076500 | FROG MEAT-PREP, PRES | MT | : | 1172520 | CHEESE-EDAM AND GOUDA Q | MT |
| 1077000 | MEAT,OFFALS,NES-PREP,PRES | MT | : | 1172540 | CHEESE-EDAM AND GOUDA OVER Q | MT |
| 1077500 | MEAT NES PRES OV 30C /# | MT | : | 1173000 | CHEESE-GJETOST, GOATS WHEY | MT |
| 1077540 | MT-EX OFF,PREP,PRES,OV 30C | MT | : | 1173500 | CHEESE-GJETOST, EX GOATS | MT |
| 1077560 | MY,OFF,NES-PREP,PRES >30C | MT | : | 1174020 | CHEESE-SBRINZ, LOAF | MT |
| 1077570 | MY OFFIALS,NES-PREP, PRES | MT | : | 1174040 | CHEESE-GOYA, SBRINZ, NOT LOAF | MT |
| 1077580 | OTHER MT, OFFALS | MT | : | 1174050 | CHEESE-SBRINZ, LOAF O/Q | MT |
| 1077840 | BEEFBPORK,OFFALS,PRES O/30C | MT | : | 1174060 | CHEESE-GOYA | MT |
| 1077870 | ED OFFALS,DRIED SMKD O/30 | MT | : | 1174420 | CHEESE-SBRINZ LOAF | MT |
| 1077880 | ED OFFALS,NES PREP O/30 | MT | : | 1174450 | CHEESE-SBRINZ N/LOAF | MT |
| | OTHER MEATS AND MEAT PRODS | | : | 1174500 | CHEESE-ROQUEFORT, LOAF | MT |
| 1072540 | SAUSAGE-EX PORK AND BEEF | MT | : | 1175000 | CHEESE-ROQUEFORT, NOT LOAF | MT |
| 1078000 | MEAT EXTRACT AND JUICES | MT | : | 1175520 | CHEESE-ROMANO, LOAF | MT |
| 5274 | MUTTON, GOAT, LAMB | MT | : | 1175530 | CHEESE-ROMANO, LOAF O/Q | MT |
| 1062020 | MUTTON-FRESH, FROZEN | MT | : | 1175540 | CHEESE-REGGIANO, ETC, LOAF | MT |
| 1062040 | GOAT MEAT, FRESH, FROZEN | MT | : | 1175550 | CHEESE-REGGIANO, ETC, LF O/Q | MT |
| 1063000 | LAMB-FRESH, FROZEN | MT | : | 1175560 | CHEESE-PROVOLONI, ETC, LOAF | MT |
| 1077520 | LM,MUT-PREP-PRES OV 30C/O | MT | : | 1175570 | CHEESE-PROVOLONI, ETC, LF O/Q | MT |
| 1077600 | LAMB-MUTTON,NES PREP | MT | : | 1175580 | CHEESE-ROMANO, ETC,N/LOAF | MT |
| 5275 | POULTRY AND POULTRY PRODUCTS | NA | : | 1176020 | CHEESE-EMMENTHALER, SWISS | MT |
| | POULTRY-LIVE | | : | 1176025 | CHEESE-EMMENTHALER, SWISS Q | MT |
| 1000700 | BABY CHICKS OF POULTRY-LIVE | NO | : | 1176035 | CHEESE-EMMENTHALER, SWISS O/Q | MT |
| 1000900 | POULTRY, NSPF-LIVE | MT | : | 1176040 | CHEESE-GRUYERE PROCESS | MT |
| | POULTRY MEAT | | : | 1176045 | CHEESE-GRUYERE, PPROCESS Q | MT |
| 1051000 | CHICKENS,ETC,WHOLE,FR,FRZ | MT | : | 1176055 | CHEESE-GRUYERE, PROCESS O/Q | MT |

CONTINUED--

COMMODITY COMPOSITION OF U.S. AGRICULTURAL IMPORTS--CONTINUED

| | | | | | |
|---------|---------------------------------|-----|---------|-----------------------------------|-----|
| 1176060 | CHEESE-GAMMELOST, NOKKELOST | MT | 1163020 | BUTTER SUB., OV 45% B/F Q | MT |
| 1176500 | CHEESE-SHEEPMILK, ORG LV GRAT | MT | 1180000 | WHEY-FLUID | LIT |
| 1176700 | CHEESE-PECORINA, ORG LV N/GRAT | MT | 1180500 | WHEY-DRIED | MT |
| 1177000 | CHEESE-SHEEPMILK, NOT LOAF | MT | 1181000 | YOGHURT-OTHER FERMENTED MLK | MT |
| 1177510 | CHEESE-PROC FROM B/MLD N/O 25Q | MT | 1181500 | CHOCOLATE MILK DRINK | LIT |
| 1177515 | CHEESE-PROC FROM CHEDD N/O 25Q | MT | 1182500 | ICE CREAM | LIT |
| 1177520 | CHEESE-COLBY, NOT OVER 25C | MT | 1183000 | MALTED MILK, COMPOUNDS, ETC | MT |
| 1177525 | CHEESE-PROC FROM COLBY N/O 25Q | MT | 1776700 | ANIMAL OILS, ETC, NES-EO, MILK | MT |
| 1177530 | CHEESE-PROC FR ED/GOUDA N/O 25 | MT | 1829120 | EDIBLE PREP OVER 20% BF | MT |
| 1177535 | CHEESE-PROC FR ITALIAN N/O 25Q | MT | 1829200 | EDIBLE PREP OV 5.5% BF | MT |
| 1177540 | CHEESE, NSPF-NOT OVER 25C | MT | 1829850 | EDIBLE PREP, NSPF >5.5% BF Q | MT |
| 1177545 | CHEESE-PROC FROM SWISS N/O 25Q | MT | 1829860 | EDIBLE PREP, NSPF >5.5% BF Q | MT |
| 1177550 | CHEESE-OTHER PROCESS N/O 25C Q | MT | 1829960 | EO PREP, NSPF >5% BF >45% | MT |
| 1177555 | CHEESE-PROC, NSPF N/O 25C Q | MT | 4931400 | DRIED MILK N/O 5% BF | MT |
| 1177560 | CHEESE-PROC, NSPF N/O 25C N/Q | MT | 4934500 | LACTOSE | MT |
| 1177565 | CHE-CONT 5% OR < BF N/O 25C Q | MT | 5306 | FATS OILS AND GREASES | MT |
| 1177570 | CHEESE-OTHER N/O 25C | MT | 1163000 | OLEOMARGARINE, BUTTER SUB | MT |
| 1177575 | CHE-CONT 5% OR < BF N/O 25C N/Q | MT | 1163040 | OTHER OLEOMARGARINE & BUT SUB | MT |
| 1178020 | CHEESE-COLBY, OVER 25C/LB | MT | 1775000 | LARD | MT |
| 1178040 | CHEESE NES OV 25C/LB | MT | 1775200 | OLEO OIL AND OLEO STEARIN | MT |
| 1178100 | CHEESE COLBY, OVER 25C | MT | 1775600 | TALLOW | MT |
| 1178500 | CHEESE, NSPF-OV 25 CTS | MT | 1775800 | WOOL GREASE, MEDICINAL | MT |
| 1178510 | CHEESE-PROC FR B/MLD O/25C Q | MT | 1776200 | WOOL GREASE, NES | MT |
| 1178515 | CHEESE-PROC FR CHEDD O/25C Q | MT | 1776900 | ANIMAL OILS, ETC, NES-EO OTHER | MT |
| 1178520 | CHEESE, NES-AMER OV 25 CTS | MT | 1777000 | ANIMAL OIL ETC NES ED | MT |
| 1178525 | CHEESE-PROC FROM COLBY O/25C Q | MT | 1777200 | ANIMAL OILS, ETC, NES-INED | MT |
| 1178530 | CHEESE-PROC FR E/GOUDA O/25C Q | MT | 1781000 | HYDROGENATED OILS OILS & LARD SUB | MT |
| 1178535 | CHEESE-PROC FR ITALIAN O/25C Q | MT | 1782000 | HYDROGENATED OILS & LARD SUB | MT |
| 1178540 | CHEESE, NSPF-OV 25 CTS | MT | 4901000 | FATTY ACID-OLEIC | MT |
| 1178545 | CHEESE-PROC FROM SWISS O/25C Q | MT | 4901200 | FATTY ACID-STEARIC | MT |
| 1178550 | CHEESE-OTHER PROC O/25C Q | MT | 4901400 | FATTY ACIDS-ANIMAL, NES | MT |
| 1178555 | CHEESE-PROC, NSPF O/25C Q | MT | 4901440 | FATTY ACIDS, NEC | MT |
| 1178560 | CHEESE-PROC, NSPF O/25C N/Q | MT | 4903000 | FATTY SALT-LITHIUM | MT |
| 1178565 | CHEESE-CONT 5% OR < BF O/25C Q | MT | 4903200 | FATTY SALTS-ANIMAL, NES | MT |
| 1178570 | CHEESE-OTHER OVER 25C | MT | 5310 | HIDES AND SKINS | NA |
| 1178575 | CHE-CONT 5% OR < BF O/25C N/Q | MT | 5315 | SHEEP AND LAMB SKINS | MT |
| 1178810 | CHEESE-SUB OV 25C BLUE MOLD | MT | 1202020 | SKINS-HAIR SHEEP, CABRETTA | MT |
| 1178815 | CHEESE-SUB, CHEDDAR O/25C Q | MT | 1202025 | OTHER SHEEP & LAMB SKINS | MT |
| 1178825 | CHEESE-AMERICAN, TYPE SUB O/25 | MT | 1202030 | SKINS-SHEEP, LAMB, PKLD, N/SPLIT | MT |
| 1178830 | CHEESE-SUB, EDAM & GOUDA & 25 Q | MT | 1202035 | SKINS-SHEEP, LAMB, PKLD, SPLIT | MT |
| 1178840 | CHEESE-ITALIAN, TYPE O/25C Q | MT | 1202040 | OTHER SHEEP & LAMB SKINS | MT |
| 1178845 | CHEESE-SUB GRUYERE O/25C Q | MT | 1202042 | SKINS-SHEEP, LAMB, NSPF | MT |
| 1178850 | CHEESE-SUB GRUYERE, O/25C N/Q | MT | | OTHER HIDES AND SKINS | |
| 1178855 | CHEESE-SUB, NSPF O/5% BF O/25 | MT | 1201100 | HIDES-BUFFALO | MT |
| 1178860 | CHEESE-SUB, NSPF OV 5% BF O/25 | MT | 1201320 | CALF HIDES | MT |
| 1178865 | CHEESE-SUB NSPF, 5% OR LESS BF | MT | 1201340 | KIP HIDES | MT |
| 1178870 | CHEESE-SUB NSPF, 5% LESS BF NQ | MT | 1201360 | CATTLE HIDES, WHOLE | MT |
| 1178875 | CHEESE & SUB NSPF O/25C | MT | 1201380 | HIDES-CATTLE, PIECES | MT |
| 5295 | CASEIN AND MIXTURES | MT | 1201400 | HIDES-CATTLE, WHOLE, RAW, CURED | MT |
| 4931200 | CASEIN | MT | 1201720 | HIDES-CALF, WHOLE, RAW, CURED | MT |
| 4931500 | CASEIN | MT | 1201740 | HIDES-KIP, WHOLE, RAW, CURED | MT |
| 4931600 | CASEIN MIXTURES | MT | 1201760 | HIDES-CATTLE, PIECES, RAW, CURED | MT |
| 4931700 | CASFIN MIXTURES | MT | 1202005 | HIDES-HORSE, ETC, WHOLE | MT |
| | OTHER DAIRY PRODUCTS | | 1202010 | HIDES-HORSE, ETC, FRONTS | MT |
| 1150000 | BUTTERMILK-FRESH, SOUR | LIT | 1202015 | HIDES-HORSE, ETC, NES | MT |
| 1150500 | MILK-NOT OVER 1% BUTTERFAT | LIT | 1202016 | OTHER HIDES, HORSES | MT |
| 1151000 | MILK, CREAM OVER 1< 5.5% BF, Q | LIT | 1202045 | SKINS-GOAT, KID, DRY, SALTED | MT |
| 1151500 | MLK, CRM-OV 1< 5.5% BF, O/Q | LIT | 1202047 | GOAT AND KID | MT |
| 1152000 | MLK, CRM-OV 5.5<46% BF, Q, | LIT | 1202050 | SKINS-GOAT, KID, N/DRY, N/SLTED | MT |
| 1152500 | MLK, CRM-OV 5.5<46% BF, O/Q | LIT | 1202055 | SKINS-KANGAROO, WALLABY | MT |
| 1153000 | MLK, CRM-COND, CANNED | MT | 1202060 | SKINS-DEER | MT |
| 1153020 | MILK, CREAM-EVAP, CND, Q | MT | 1202065 | SKINS-REPTILE | MT |
| 1153040 | MILK, CREAM-EVAP, CND N/O | MT | 1202070 | SKINS-CARPINCHO | MT |
| 1153500 | MILK, CREAM-EVAPORATED, CND | MT | 1202075 | SKINS-WILD PIG, HOG | MT |
| 1153520 | MILK, CREAM-CONDENSED, CND, Q | MT | 1202080 | HIDES AND SKINS, NSPF-EX FUR | NA |
| 1153540 | MILK, CREAM-COND, CND N/Q | MT | 1202085 | OTHER HIDES AND SKINS | NA |
| 1154000 | MLK, CRM-EVAP, COND, N/CND | MT | 3063041 | WOOL-OV 46S TO 48S, ON SKIN | MT |
| 1154020 | MILK, CREAM-EVAP N/CND Q | MT | 3063051 | WOOL-OV 48S TO 56S, ON SKIN | MT |
| 1154040 | MILK, CREAM-COND N/CND Q | MT | 3063061 | WOOL-OV 56S TO 58S, ON SKIN | MT |
| 1160000 | BUTTER-11/1-3/31, QUOTA | MT | 3063071 | WOOL-58S AND FINER, ON SKIN | MT |
| 1160500 | BUTTER-11/1-3/31, OV QUOTA | MT | 3064091 | HAIR-CAMEL, ON SKIN | MT |
| 1161000 | BUTTER-4/1-7/15, QUOTA | MT | 3065000 | HAIR-ALPACA, LLAMA, ON SKIN | MT |
| 1161500 | BUTTER-4/1-7/15, OV QUOTA | MT | 3066000 | HAIR-CASHMERE GOAT, ON SKIN | MT |
| 1162000 | BUTTER-7/16-10/13, QUOTA | MT | 3067000 | HAIR-ANGORA GOAT, ON SKIN | MT |
| 1162500 | BUTTER-7/16-10/13, OV QUOTA | MT | 3068000 | HAIR-ANGORA RABBIT, ON SKIN | MT |

CONTINUED--

COMMODITY COMPOSITION OF U.S. AGRICULTURAL IMPORTS--CONTINUED

| | | | | | | |
|---------|-------------------------------|----|---|---------|---------------------------------|-----|
| 5320 | FURSKINS | NA | : | 1865540 | HAIR-GOAT AND KID, EX BEARD | MT |
| 1230040 | FURSKINS-PERSIAN LAMB | NO | : | 1865550 | HAIR-COARSE, NSPF | MT |
| 1230050 | FURSKINS-LAMB AND SHEEP | NO | : | 1901000 | BLOOD-DRIED, ALBUMIN | MT |
| 1230085 | ANIMAL SKINS BEARING WOOL | NA | : | 1902000 | BLOOD, NSPF-DRIED | MT |
| 1235000 | FURSKINS-FOX, SILVER, BLK, PT | NO | : | 1905500 | HOOF AND HORNS-CRUDE | MT |
| 1241005 | FURSKINS-BEAVER, WHOLE | NO | : | 1905860 | INTESTINES, ETC-NOT CASINGS | MT |
| 1241007 | FURSKINS-CHEETAH, WHOLE | NO | : | 1911500 | ANIMAL SUBSTANCES, NSPF-CRUDE | MT |
| 1241010 | FURSKINS-FOX, NEC, WHOLE | NO | : | 1911520 | BULL SEMEN (BOVINE) | --- |
| 1241015 | FURSKINS-HARE, WHOLE | NO | : | 1911540 | OTHER ANI SUBSTANCES-CRUDE-NSPF | MT |
| 1241016 | FURSKINS-JAGUAR, WHOLE | NO | : | 1916000 | BULL SEMEN | --- |
| 1241017 | FURSKINS-LEOPARD, WHOLE | NO | : | 1918000 | ANTHAL SUB, CRUDE | MT |
| 1241018 | FURSKINS-LYNX, WHOLE | NO | : | 4374600 | RENNET | MT |
| 1241020 | FURSKINS-MARTEN, WHOLE | NO | : | 4550800 | BONES-CRUDE, GROUND | MT |
| 1241025 | FURSKINS-MINK, WHOLE | NO | : | 4551000 | HIDE CUTTINGS-RAW | MT |
| 1241030 | FURSKINS-OCELOT, WHOLE | NO | : | 4551200 | OSSEIN | MT |
| 1241035 | FURSKINS-OTTER, WHOLE | NO | : | 4551400 | GLUE STOCK, NSPF | MT |
| 1241040 | FURSKINS-RABBIT, WHOLE | MT | : | 4551600 | GELATIN-EDIBLE, UNDER 40C | MT |
| 1241045 | FURSKINS-SABLE, WHOLE | NO | : | 4551800 | GELATIN-EDIBLE, 40 TO 80C | MT |
| 1241047 | FURSKINS-SEAL, WHOLE | NO | : | 4552000 | GELATIN-EDIBLE, OVER 80C | MT |
| 1241050 | FURSKINS-SQUIRREL, WHOLE | NO | : | 4552200 | GELATIN-PHOTO, N/O 80C | MT |
| 1241055 | OTHER FURSKINS, UNRESSED | NO | : | 4552400 | GELATIN-PHOTO, OVER 80C | MT |
| 1241057 | FURSKINS-NEC, WHOLE | NO | : | 4553400 | GLUE CASEIN | MT |
| 1241058 | FURSKINS-NEC, WHOLE | NO | : | 4554000 | GELATIN-INEDIBLE, UNDER 40C | MT |
| 1241060 | FUR TAILS, PAWS, PIECES | NA | : | 4554200 | GELATIN-INEDIBLE, 40C OR MORE | MT |
| 5325 | WOOL-UHD, EX FREE | MT | : | 4804000 | BONE ASH, DUST, HEAL | MT |
| 3061314 | WOOL-N/O 40S, SCOURED | MT | : | 4940200 | BEEWAX-NOT BLEACHED | MT |
| 3063142 | WOOL-OV 46S TO 48C, N/SORTED | MT | : | 4940800 | WAXES, NSPF-ANIMAL | MT |
| 3063152 | WOOL-OV 48S TO 56S, N/SORTED | MT | : | 5340 | VEGETABLE PRODUCTS | NA |
| 3063162 | WOOL-OV 56S TO 58S, N/SORTED | MT | : | 5345 | GRAINS AND PREPS | NA |
| 3063172 | WOOL-58S AND FINER, N/SORTED | MT | : | 5347 | WHEAT-EX SEED, ED | MT |
| 3063243 | WOOL-OV 46S TO 48S, SORTED | MT | : | 1307040 | WHEAT-EXCEPT SEED ED | MT |
| 3063253 | WOOL-OV 48S TO 56S, SORTED | MT | : | 5350 | BARLEY | MT |
| 3063263 | WOOL-OV 56S TO 58S, SORTED | MT | : | 1300800 | BARLEY FOR HAYING | MT |
| 3063273 | WOOL-58S AND FINER, SORTED | MT | : | 1301000 | BARLEY-UNMILLED | MT |
| 3063344 | WOOL-OV 46S TO 48S, SCOURED | MT | : | 1301100 | BARLEY, NSPF | MT |
| 3063354 | WOOL-OV 48S TO 56S, SCOURED | MT | : | 5355 | BISCUITS, WAFERS | MT |
| 3063364 | WOOL-OV 56S TO 58S, SCOURED | MT | : | 1822000 | BISCUITS, WAFERS, CAKES, ETC | MT |
| 3063374 | WOOL-58S AND FINER, SCOURED | MT | : | | OTHER GRAINS AND PREP | |
| 3063445 | WOOL-OV 46S TO 48S, CARBN | MT | : | 1265700 | SEED-MILLET | MT |
| 3063455 | WOOL-OV 48S TO 56S, CARBN | MT | : | 1301500 | BUCKWHEAT-HULLED, NOT HULLED | MT |
| 3063465 | WOOL-OV 56S TO 58S, CARBN | MT | : | 1303200 | CORN YELLOW, EX SEED | MT |
| 3063475 | WOOL-58S AND FINER, CARBN | MT | : | 1303500 | CORN, HAIZE-EX CERTIFIED SEED | MT |
| 3064192 | HAIR-CAMEL, NOT SORTED | MT | : | 1303700 | CORN OR HAIZE, EX SEED | MT |
| 3064293 | HAIR-CAMEL, SORTED | MT | : | 1304000 | GRAIN SORGHUM | MT |
| 3064394 | HAIR-CAMEL, SCOURED | MT | : | 1304500 | OATS-UNMILLED | MT |
| 3064495 | HAIR-CAMEL, CARBONIZED | MT | : | 1305500 | RICE-BROWN, HULLED | MT |
| 3065100 | HAIR-ALPACA, LLAMA, N/SORTED | MT | : | 1305600 | RICE-BASHATI | MT |
| 3065200 | HAIR-ALPACA, LLAMA, SORTED | MT | : | 1305800 | RICE-BROWN | MT |
| 3065300 | HAIR-ALPACA, LLAMA, SCOURED | MT | : | 1306000 | RYE-UNMILLED | MT |
| 3065400 | HAIR-ALPACA, LLAMA, CARBN | MT | : | 1311000 | BARLEY-PEARL, MILLED, EDIBLE | MT |
| 3066100 | HAIR-CASHMERE GOAT, N/SORTED | MT | : | 1311200 | BARLEY-EX PEARL, MILLED, EDIBLE | MT |
| 3066200 | HAIR-CASHMERE GOAT, SORTED | MT | : | 1311500 | BUCKWHEAT-MILLED, EDIBLE | MT |
| 3066300 | HAIR-CASHMERE GOAT, SCOURED | MT | : | 1312000 | CORN-MILLED, EDIBLE | MT |
| 3066400 | HAIR-CASHMERE GOAT, CARBN | MT | : | 1312500 | OATS-MILLED, EDIBLE, N/O \$8 | MT |
| 3067100 | HAIR-ANGORA GOAT, N/SORTED | MT | : | 1312700 | OATS-MILLED, EDIBLE, OVER \$8 | MT |
| 3067200 | HAIR-ANGORA GOAT, SORTED | MT | : | 1313000 | RICE-MILLED, ED, BRAN REMOVED | MT |
| 3067300 | HAIR-ANGORA GOAT, SCOURED | MT | : | 1313300 | RICE-BROKEN, EDIBLE | MT |
| 3067400 | HAIR-ANGORA GOAT, CARBONIZED | MT | : | 1313500 | RICE-MEAL AND FLOUR, EDIBLE | MT |
| 3068100 | HAIR-ANGORA RABBIT, N/SORTED | MT | : | 1313700 | RICE-PATNA, CLEANED | MT |
| 3068200 | HAIR-ANGORA RABBIT, SORTED | MT | : | 1313800 | RYE-MILLED, EDIBLE | MT |
| 3068300 | HAIR-ANGORA RABBIT, SCOURED | MT | : | 1314000 | WHEAT-MILLED, EDIBLE | MT |
| 3068400 | HAIR-ANGORA RABBIT, CARBN | MT | : | 1314500 | GRAIN PRODUCTS, NSPF-MILLED, ED | MT |
| 3074000 | WOOL, HAIR-WASTES | MT | : | 1318500 | MIXED GRAINS-MILLED, EDIBLE | MT |
| 5330 | SAUSAGE CASING | NA | : | 1321500 | MALT-RYE | MT |
| 1905820 | SAUSAGE CASING-SHEEP, ETC | MT | : | 1322000 | MALT-EX RYE | MT |
| 1905840 | SAUSAGE CASING, NSPF | MT | : | 1322500 | MALT EXTRACT-FLUID | LIT |
| 5335 | OTHER ANIMAL PRODUCTS | NA | : | 1323000 | MALT EXTRACT-SOLID, CONDENSED | MT |
| 1829000 | GELATIN-EDIBLE | NA | : | 1822520 | RYE BREAD-YEAST LEAVENED | MT |
| 1846000 | HORSEMEAT-RAW, INEDIBLE | MT | : | 1822550 | BREAD IN LOAF-EXCEPT RYE | MT |
| 1846100 | MEAT-RAW, ANIMAL FEED | MT | : | 1822560 | BREAD CRUMBS | MT |
| 1846500 | MEAT-PREP, PRES, ANIMAL FEED | MT | : | 1823000 | CEREAL BREAKFAST FOODS & PREP | MT |
| 1863000 | BRISTLES-CRUDE, PROCESSED | MT | : | 1823500 | MACARONI, ETC-EXCLUDES EGGS | MT |
| 1865510 | HAIR-BOVINE EAR, BEARD, ETC | MT | : | 1823600 | MACARONI, ETC-CONTAINING EGGS | MT |
| 1865520 | HAIR-CRUDE, HORSE HANE & TAIL | MT | : | 1825300 | SPRING ROLLS | MT |
| 1865530 | HAIR-PODY, HORSE & CATTLE | MT | : | 1827000 | WILD RICE-CRUDE, PROCESSED | MT |

CONTINUED--

COMMODITY COMPOSITION OF U.S. AGRICULTURAL IMPORTS--CONTINUED

| | | | | | | |
|---------|---------------------------------|----|---|---------|--------------------------------|----|
| 1829125 | WHEAT GLUTEN | MT | : | 1487200 | PEACHES-FRESH, BRN, 12/1-5/31 | HT |
| 1829520 | WHEAT GLUTEN | HT | : | 1488000 | PEARS-FRESH IN BRINE | HT |
| 1829600 | WHEAT GLUTEN | HT | : | 1488100 | PEARS-FRESH, BRN, 4/1-6/30 | HT |
| 1829870 | FLOUR-PANCAKE, OTHER MIXES | HT | : | 1488200 | PEARS-FRESH, BRN, 7/1-3/31 | HT |
| 1829888 | EDIBLE PREP | HT | : | 1489000 | PINEAPPLES-FRESH, IN BULK | NO |
| 1829890 | FLOUR, FLOUR MIXES, NES | HT | : | 1489300 | PINEAPPLES-FRESH, IN CRATES | HT |
| 1829970 | FLOUR-PANCAKE, OTHER MIXES | HT | : | 1489600 | PINEAPPLES-FRESH, EX CRATED | HT |
| 1829988 | ED PREP, NSPF | HT | : | 1491810 | PLUMS, PRUNES, FR 1/1-5/31 | HT |
| 1982000 | WAFERS-INEDIBLE | HT | : | 1491900 | PLUMS, ETC-FRESH, 1/1-1/31 | HT |
| 5360 | FRUITS AND PREPARATIONS | NA | : | 1492000 | PLUMS, ETC-FRESH, 2/1-5/31 | HT |
| 5365 | FRUITS-FRESH OR FROZEN | HT | : | 1492100 | PLUMS, ETC-FRESH, 6/1-12/31 | HT |
| 5367 | STRAWBERRIES | HT | : | 1492200 | PRUNES-PLUMS, ETC, FRESH | HT |
| 1465800 | STRWBRY-FR, BR, 6/15-9/15 | HT | : | 1494800 | CHINESE GOOSEBERRIES-FRESH | HT |
| 1466000 | STRWBRY-FR, BR, 9/16-6/14 | HT | : | 1495000 | FRUITS, NES-FRESH | HT |
| 1467220 | STRAWBERRIES, FROZEN | HT | : | 5370 | FRUITS-PREPARED OR PRESERVED | HT |
| 1467520 | STRAWBERRIES, FROZEN | HT | : | 5373 | PINEAPPLES | HT |
| 1467525 | STRBRY, FR, IN CONT, N/O 400Z | HT | : | 1489820 | PINEAPPLES-CANNED | HT |
| 1467530 | STRBRY, FR, IN CONT, OY 400Z | HT | : | 1489840 | PINEAPPLES-PREP, EX CANNED | HT |
| 1467625 | STRBRY, FRZ IN CONT N/O 40 | HT | : | 1544500 | PINEAPPLES-CANDIED, GLAC, ETC | MY |
| 1467630 | STRBRY, FRZ IN CONT OY 40 OZ | HT | : | | OTHER FRUITS PREPARED OR PRES | |
| | OTHER FRUITS, FRESH OR FROZEN | | : | 1461200 | APPLES-DRIED | HT |
| 1461000 | APPLES-FRESH | HT | : | 1461400 | APPLES, NSPF-PREP, PRES | HT |
| 1462000 | APRICOTS-FRESH, BRINE | HT | : | 1462200 | APRICOTS-DRIED | HT |
| 1465000 | BLUEBERRIES-FRESH, BRINE | HT | : | 1462400 | APRICOTS, NSPF-PREP, PRES | HT |
| 1465200 | LINGON BERRIES-FRESH, BRINE | HT | : | 1463000 | AVOCADOS-FRESH, PREP, PRES | HT |
| 1465400 | RASPBRY-FR, BRINE, 7/1-8/31 | HT | : | 1466400 | BARBERRIES-DRIED | HT |
| 1465600 | RASPBRY-FR, BRINE, 9/1-6/30 | HT | : | 1466600 | BERRIES, NSPF-DRIED | HT |
| 1466200 | BFRRIES, NSPF-FR, BRINE | HT | : | 1467000 | BLUEBERRIES-PREP, PRES, EX FZ | HT |
| 1466800 | BLUEBERRIES-FROZEN | HT | : | 1467240 | BERRIES, PREP, PRES, NES | HT |
| 1466900 | GOOSEBERRIES, ETC FRZ | HT | : | 1467300 | BLCK-CURRENTS, ETC-PREP, PRES | HT |
| 1467100 | CRANBERRIES, FRZ | HT | : | 1467540 | BERRIES, NSPF-PREP, PRES | HT |
| 1467400 | RASPBERRIES, FRZ | HT | : | 1467560 | STRAWBERRIES, PREP, PRES | HT |
| 1467550 | OTHER BERRIES, FROZEN | HT | : | 1467580 | OTHER BERRIES-NSPF, PREP | HT |
| 1467700 | BERRIES, NSPF, FRZ | HT | : | 1467900 | BLUEBERRIES-PREP, PRES | HT |
| 1469000 | CHERRIES-FRESH, NOT CANNED | HT | : | 1468000 | CASHEW APPLES, ETC-FR, PRES | HT |
| 1469700 | CHERRIES-FROZEN | HT | : | 1468200 | BLACKCURRANTS-ETC, PREP | HT |
| 1470020 | CITRONS, FRESH | HT | : | 1468300 | CRANBERRIES-PREP, PRES | HT |
| 1470300 | GRAPEFRUIT-FRESH 8/1-9/30 | HT | : | 1468400 | RASPBERRIES-PREP, PRES | HT |
| 1470700 | GRAPEFRUIT-FRESH 10/1-10/31 | HT | : | 1468500 | STRAWBERRIES-PREP, PRES | HT |
| 1471000 | GRAPEFRUIT-FRESH, 8/1-9/30 | HT | : | 1468600 | BERRIES-PREP, PRES | HT |
| 1471020 | GRAPEFRUIT-FRESH, 10/1-10/31 | HT | : | 1468700 | CASHEW APPLES, ETC FR, PREP | HT |
| 1471300 | GRAPEFRUIT-FRESH, 10/1-10/31 | HT | : | 1469100 | CHERRIES-FRESH, CANNED | HT |
| 1471320 | GRAPEFRUIT-FRESH, 11/1-7/31 | HT | : | 1469300 | CHERRIES-DRIED | HT |
| 1471500 | GRAPEFRUIT-FRESH, 11/1-7/31 | HT | : | 1469500 | CHERRIES-BRINE, PITS | HT |
| 1471600 | GRAPEFRUIT-FRESH, 11/1-7/31 | HT | : | 1469600 | CHERRIES-BRINE, N/PITS | HT |
| 1471620 | GRAPEFRUIT-FRESH 11/1-7/31 | HT | : | 1469800 | CHERRIES, PREP, PRES, NES | HT |
| 1471900 | LEMONS-FRESH | HT | : | 1469900 | CHRRY, NES, PREP, PRES, EX FRZ | HT |
| 1472200 | LIMES-FRESH, BRINE | HT | : | 1470000 | CITRONS-FRESH, DRIED, BRINE | HT |
| 1473100 | ORANGES-FRESH | HT | : | 1470060 | CITRONS IN BRINE | HT |
| 1473120 | HANDARIN AND TANGERINES, FR | HT | : | 1470200 | CITRONS, NSPF-PREP, PRES | HT |
| 1473140 | OTHER ORANGES, FRESH | HT | : | 1470500 | GRAPEFRUIT-PREP, PRES | HT |
| 1473300 | CITRUS FRUITS, NSPF-FRESH | HT | : | 1470900 | GRAPEFRUIT-PREP, PRES 10/1-30 | HT |
| 1475000 | FIGS-FRESH, BRINE | HT | : | 1471040 | GRAPEFRUIT-PREP, 8/1-9/30 | HT |
| 1476000 | GRAPES-FRESH, HOTHOUSE | HT | : | 1471340 | GRAPEFRUIT-PREP, PRES 10/1-31 | HT |
| 1476100 | GRAPES-FR, EX HH, 2/15-3/31 | HT | : | 1471640 | GRAPEFRUIT-PREP, 11/1-7/31 | HT |
| 1476200 | GRAPES-FR X HOTHOUSE | HT | : | 1471700 | GRAPEFRUIT-PREP, 11/1-7/31 | HT |
| 1476300 | GRAPES-FRESH, EX HH, 4/1-6/30 | HT | : | 1472000 | LEMONS PREPARED, PRESERVED | HT |
| 1476400 | GRAPES-FRESH, EX HH, 7/1-2/14 | HT | : | 1472100 | LEMONS PREPARED, PRESERVED | HT |
| 1478600 | HANGOES, FRESH | HT | : | 1472600 | LIMES-NOT FRESH, NOT BRINE | HT |
| 1478800 | HANGOES-FR, 11/1-3/31 | HT | : | 1472900 | ORANGES-HANDARIN, CANNED | HT |
| 1479400 | HANGOES-FR, ENT ANY TIME | HT | : | 1473000 | KUMQUATS-CANNED | HT |
| 1481000 | CANTALOUPE-FRESH, 8/1-9/15 | HT | : | 1473160 | ORANGES NSPF-PREP OR PREP | HT |
| 1481200 | CANTALOUPE-FR, 12/1-3/31 | HT | : | 1473600 | CITRUS FRUITS, NSPF-PREP | HT |
| 1481500 | CANTALOUPE-FRESH | HT | : | 1473800 | DATES, CHAINI, FR, DD, N/O 10 | HT |
| 1481700 | CANTALOUPE-FR, EN-ANY TIME | HT | : | 1474000 | DATES-FR, DRD, PITS, N/O 10 | MY |
| 1481900 | MELONS-OGEN, LIT, FR, 12/1-5/31 | HT | : | 1474100 | DATES, NSPF, FR, DD, N/O 10 | HT |
| 1482000 | WATERMELONS-FRESH | HT | : | 1474200 | DATES-FR, DRD, PITS, 0/10 | HT |
| 1482200 | MELONS-OGEN, LIT, 6/1-11/30 | HT | : | 1474400 | DATES-FR, DRD, N/PITS, N/O 10 | HT |
| 1482400 | WATERMELONS-FRESH | HT | : | 1474600 | DATES-FR, DRD, N/PITS, 0/10 | HT |
| 1482500 | MELONS, NES-FRESH, 12/1-5/31 | HT | : | 1474800 | DATES, NSPF-PREP, PRES | HT |
| 1482700 | MELONS-FRESH 12/1-5/31 | HT | : | 1475100 | FIGS-DRIED, CONT OVER 1LB | HT |
| 1483700 | MELONS, NES-FRESH, 6/1-11/30 | HT | : | 1475200 | FIGS-DRIED | HT |
| 1483200 | MELONS-FRESH 6/1-11/30 | HT | : | 1475300 | FIGS-DRIED, CONT N/O 1LB | HT |
| 1486000 | PAPAYAS-FRESH | HT | : | 1475400 | FIGS, NSPF-PREP, PRES | HT |
| 1487000 | PEACHES-FRESH, BRN, 6/1-11/30 | HT | : | 1476600 | RAISINS-CURRENTS | HT |

CONTINUED--

COMMODITY COMPOSITION OF U.S. AGRICULTURAL IMPORTS--CONTINUED

| | | | | | | |
|---------|-----------------------------|-----|---|---------|---------------------------------|-----|
| 1476800 | RAISINS-SULTANA | MT | : | 1546000 | VEG SUBSTANCES-CANDIED,ETC | MT |
| 1477000 | RAISINS,NES-SEEDLESS GRAPES | MT | : | 1549000 | MIXTURES-CANDIED,GLACE,ETC | MT |
| 1477200 | RAISINS-FROM SEED GRAPES | MT | : | 1823300 | GRASS JELLY | MT |
| 1477500 | RAISINS-DRIED, EX RAISINS | MT | : | 1826000 | WATERMELON SEEDS,PREP,PRES | MT |
| 1477700 | RAISINS-PREP,PRES,EX DRIED | MT | : | 5375 | FRUIT JUICES | MT |
| 1478060 | GUAVAS-FRESH,DRD,PKL,BRN | MT | : | 1651500 | APPLE,PEAR JUICE-N/O 1X ALC | LIT |
| 1478500 | GUAVAS-PREP, PRE, NSPF | MT | : | 1652520 | LINE JUICE-N/O 1X ALC,N/CONC | LIT |
| 1479000 | MANGOES-FRESH,PREP,PRES | MT | : | 1652540 | LINE JUICE-N/O 1X ALC,CONC | LIT |
| 1479200 | MANGOES, PREP, PRES | MT | : | 1653000 | CITRUS JUICE,NES-N/CONC | LIT |
| 1479600 | MANGOES,PREP,PRES | MT | : | 1653520 | LEMON JUICE, CONC | LIT |
| 1483500 | MELONS-PREP,PRES | MT | : | 1653540 | ORANGE JUICE, CONC | LIT |
| 1486500 | PAPAYAS-PREP,PRES | MT | : | 1653560 | CITRUS FR JUICE, NES, CONC | LIT |
| 1487400 | PEACHES-DRIED | MT | : | 1653570 | CITRUS JUICE,NSPF,CONC | LIT |
| 1487600 | PEACHES-PREP,PRES,NES | MT | : | 1654000 | GRAPE JUICE-N/O 1X ALC | LIT |
| 1487700 | PEACHES-WHITE FLESH,PRES | MT | : | 1654020 | GRAPE JUICE N/CONC | LIT |
| 1487800 | PEACHES,NSPF-PREP,PRES | MT | : | 1654040 | GRAPE JUICE/CONC,FROZEN | LIT |
| 1488300 | PEARS-DRIED | MT | : | 1654060 | GRAPE JUICE N/CONC,FROZEN | LIT |
| 1488600 | PEARS-PREP,PRES,NES | MT | : | 1654400 | PINEAPPLE JUICE-N/CONC | LIT |
| 1492400 | PLUMS,PRUNES,PRUNELLAS-BRN | MT | : | 1654600 | PINEAPPLE JUICE-CONC | LIT |
| 1492600 | PLUMS,PRUNES,PRUNELLAS-DRD | MT | : | 1655000 | PRUNE JUICE-N/O 1X ALCHOL | LIT |
| 1492800 | PLUMS,ETC,NSPF,PREP,PRES | MT | : | 1655500 | FRUIT JUICE-UNMXD,N/O 1X ALC | LIT |
| 1492820 | PLUMS-ETC, CANNED | MT | : | 1656500 | FRUIT JUICE-MIXED,N/O 1X ALC | LIT |
| 1492840 | PLUMS-ETC,PREP,PRES | MT | : | 1657000 | FRUIT JUICES-OVER 1X ALC | LIT |
| 1494000 | TAMARINDS-FRESH,PREP,PRES | MT | : | 5381 | NUTS AND PREPARATIONS | NA |
| 1496000 | FRUITS,NES-PREP,PRES | MT | : | 1450100 | CHESTNUTS--CRUDE,DRIED,BAKED | MT |
| 1500000 | FRUIT MIXTURES-PREP,PRES | MT | : | 1450200 | CHESTNUTS--PREPARED,PRES, NES | MT |
| 1500200 | FRUIT MIXTURES,CND | MT | : | 1450400 | COCONUTS-IN SHELL | MT |
| 1500500 | FRUIT MIXTURES, PREP,PRES | MT | : | 1450700 | COCONUT MEAT-FRESH, FROZEN | MT |
| 1505000 | FRUITS-PREP,PRES,0/0,5% ALC | LIT | : | 1450800 | COCONUT MEAT-SHREDDED | MT |
| 1520500 | FRUIT FLOUR,NSPF | MT | : | 1450900 | COCONUT MEAT-PREP,PRES,NES | MT |
| 1521000 | CITRON PEEL-CRUDE,DRD,BRN | MT | : | 1451200 | ALMONDS-NOT SHELLED | MT |
| 1521400 | ORANGE PEEL-CRUDE,DRD,BRN | MT | : | 1451400 | BRAZIL NUTS-NOT SHELLED | MT |
| 1521800 | LEMON PEEL-CRUDE,DRD,BRN | MT | : | 1451600 | CASHEW NUTS-NOT SHELLED | MT |
| 1522200 | FRUIT PEEL,NES-CRUD,DRD,BRN | MT | : | 1451800 | FILBERTS-NOT SHELLED | MT |
| 1522600 | CITRON PEEL,NES-PREP,PRES | MT | : | 1452200 | PECANS-NOT SHELLED | MT |
| 1523000 | ORANGE PEEL,NES-PREP,PRES | MT | : | 1452400 | PIGNOLIA NUTS-NOT SHELLED | MT |
| 1523400 | LEMON PEEL,NES-PREP,PRES | MT | : | 1452600 | PISTACHE NUTS-NOT SHELLED | MT |
| 1523800 | FRUIT PEEL,NSPF-PREP,PRES | MT | : | 1452800 | WALNUTS-NOT SHELLED | MT |
| 1523840 | FRUIT PEEL,PREP,PRES,NFC | MT | : | 1453000 | NUTS,NES-EDIBLE,NOT SHELLED | MT |
| 1524200 | APRICOT PASTE AND PULP | MT | : | 1454000 | ALMONDS-SHELLED | MT |
| 1524300 | CASHEW APPLE,ETC,PASTE,PULP | MT | : | 1454100 | ALMONDS-SHELLED,PREP,PRES | MT |
| 1524600 | CASHEW APPLE,ETC,PASTE&PULP | MT | : | 1454200 | BRAZIL NUTS-SHELLED,PREP,PRES | MT |
| 1525000 | FIG PASTE AND PULP | MT | : | 1454400 | CASHEW NUTS-SHELLED,PREP,PRES | MT |
| 1525400 | GUAVA PASTE AND PULP | MT | : | 1454600 | FILBERTS-SHELLED,PREP,PRES | MT |
| 1525800 | MANGO PASTE AND PULP | MT | : | 1454840 | PEANUT BUTTER | MT |
| 1526000 | TAMARIND PASTE AND PULP | MT | : | 1455000 | PECANS-SHELLED,PREP,PRES | MT |
| 1526200 | ORANGE PASTE & PULP | MT | : | 1455200 | PIGNOLIA NUTS-SHELLED,PREP | MT |
| 1526500 | PAPAYA, PASTE AND PULP | MT | : | 1455300 | PISTACHE NUTS-SHELLED,PREP | MT |
| 1527000 | FRUIT PASTE & PULP,NES | MT | : | 1455500 | WALNUTS,NES-SHELLED,PREP,PRES | MT |
| 1527020 | STRAWBERRY PASTE & PULP | MT | : | 1455800 | NUTS, NES-SHELLED, BLANCHED | MT |
| 1527040 | FRUIT PASTE, PULP,NES | MT | : | 1456000 | NUTS, NES-PREPARED,PRESERVED | MT |
| 1527420 | STRAWBERRY PASTE & PULP | MT | : | 1456500 | LITCHI(LYCHEE) OR LOGAN, A/CONC | MT |
| 1527440 | FRUIT PASTE & PULP,NES | MT | : | 1457000 | NUTS PICKLED,PREP,PRES | MT |
| 1527620 | STRAWBERRY PASTE AND PULP | MT | : | 1459000 | NUTS-MIXED,EDIBLE | MT |
| 1527640 | FRUIT PASTE AND PULP | MT | : | 1541000 | CHESTNUTS -CANDIED,GLACE,ETC | MT |
| 1530000 | CASHEW APPLE,ETC,JAM&JELLY | MT | : | 1545000 | NUTS, NES-CANDIED,GLACE,ETC | MT |
| 1530200 | CASHEW APPLE,ETC,JAM&JELLY | MT | : | 5385 | VEGETABLES AND PREPARATIONS | NA |
| 1530400 | BERRY JAM AND JELLY | MT | : | 5390 | FRESH OR FROZEN | NA |
| 1530420 | STRAWBERRY-JAM | MT | : | 5395 | TOMATOES | MT |
| 1530440 | OTHER BERRY, CURRANT | MT | : | 1376000 | TOMATOES-3/1-7/14,9/1-11/14 | MT |
| 1530800 | GUAVA JAM AND JELLY | MT | : | 1376200 | TOMATOES-FR,FRZ,7/15-8/31 | MT |
| 1531600 | ORANGE MARMALADE | MT | : | 1376300 | TOMATOES-FR,FRZ,11/15-2/29 | MT |
| 1532000 | PAPAYA, JAM AND JELLY | MT | : | | OTHER VEGETABLES, FR OR FRZ | MT |
| 1532400 | PINEAPPLE JAM JELLY | MT | : | 1351000 | BEANS-LIMA,FR,FZ,6/1-10/31 | MT |
| 1532800 | QUINCE JAM & JELLY | MT | : | 1351200 | BEANS-LIMA,FR,FZ,11/1-11/30 | MT |
| 1533200 | JAM,JELLYS,MARMALADES,NES | MT | : | 1351400 | BEANS-LIMA,FR,FZ,12/1-5/31 | MT |
| 1540500 | CHERRIES,CANDIED,GLACE,ETC | MT | : | 1351600 | BEANS,NSPF-FRESH,FROZEN | MT |
| 1541500 | CITRONS-CANDIED,GLACE,ETC | MT | : | 1352000 | BEEETS-EXCEPT SUGAR, FR,FRZ | MT |
| 1542000 | CITRON PEEL-CND,GLACE,ETC | MT | : | 1353000 | CABBAGE-FRESH, FROZEN | MT |
| 1542500 | LEMON PEEL-CND,GLACE,ETC | MT | : | 1354000 | CARROTS-FRESH, FROZEN | MT |
| 1543000 | ORANGE PEEL-CND,GLACE,ETC | MT | : | 1354100 | CARROTS-UNDER 4 INCHES LONG | MT |
| 1543500 | FRUIT PEEL,NES-CANDIED,ETC | MT | : | 1354200 | CARROTS OTHER | MT |
| 1544300 | KUMQUATS ETC CANDIED | MT | : | 1355000 | CAULIFLOWER-FR,FZ,6/5-10/15 | MT |
| 1545300 | FRUIT-CANDIED | MT | : | 1355100 | CAULIFLOWER-FR,FZ,10/16-6/4 | MT |
| 1545500 | FRUITS,NES-CND,GLACE,ETC | MT | : | 1356000 | CELERY-FRESH,FRZ, 4/15-7/31 | MT |

CONTINUED--

COMMODITY COMPOSITION OF U.S. AGRICULTURAL IMPORTS--CONTINUED

| | | | | | | |
|---------|------------------------------|----|---|---------|--------------------------------|-----|
| 1356100 | CELERY-FRESH,FRZ, 8/1-4/14 | MT | : | 1384020 | VEG,NSPF,FR,CH,SL | MT |
| 1357000 | CHICKPEAS,GARBANZOS-FR,FRZ | MT | : | 1384040 | ASPARAGUS,FRZ,SL | MT |
| 1357500 | CORN ON COB-FRESH,FROZEN | M | : | 1384060 | VEG,NSPF,FRZ,CUT,SL | MT |
| 1358000 | COWPEAS-BLACKEYE,FRESH,FRZ | MT | : | 1385000 | VEGETABLES-SLICED, FR,FRZ | MT |
| 1358100 | COWPEAS,NES-FRESH,FROZEN | MT | : | 1385020 | OTHER VEG-FRESH,SLICED | MT |
| 1359000 | CUCUMBERS-FR,FRZ,12/1-2/29 | MT | : | 1385040 | ASPARAGUS-FROZEN,SLICED | MT |
| 1359200 | CUCUMBER-3/1-6/30,9/1-11/30 | MT | : | 1385060 | OTHER VEG,FROZEN,SLICED | MT |
| 1359400 | CUCUMBERS-FR,FRZ,7/1-8/31 | MT | : | 1418610 | POTATOES,FROZEN | MT |
| 1360000 | DASHEENS-FRESH,FROZEN | MT | : | 1418610 | VEG NSPF,FROZEN | MT |
| 1361000 | ENDIVE,WITLOOF CHIC,FR,FRZ | MT | : | 1441000 | MUSHROOMS-FRESH | MT |
| 1362000 | EGGPLANT-FR,FRZ,4/1-11/30 | MT | : | 1442005 | MUSHROOMS-FROZEN | MT |
| 1362200 | EGGPLANT-FR,FRZ,12/1-3/31 | MT | : | 1484000 | OLIVES-FRESH | MT |
| 1363000 | GARLIC-FRESH,FROZEN | MT | : | 5400 | PREPARED OR PRESERVED | NA |
| 1364000 | HORSERADISH-FRESH, FROZEN | MT | : | 5403 | OLIVES | MLT |
| 1365000 | LENTILS-FRESH, FROZEN | MT | : | 1424200 | OLIVES-EX RIPE,BRN,N/PITS | LIT |
| 1366000 | LETTUCE-FR,FRZ,6/1-10/31 | MT | : | 1484400 | OLIVES, BRN, GREEN, NES | LIT |
| 1366100 | LETTUCE-FR,FRZ,11/1-5/31 | MT | : | 1484420 | OLIVES-EX RIPE, BRN,N/O 0.3 | LIT |
| 1367000 | LUPINES-FRESH, FROZEN | MT | : | 1484440 | OLIVES-EX RIPE, BRN,OV 0.3 | LIT |
| 1368000 | OKRA-FRESH, FROZEN | MT | : | 1484600 | OLIVES,RIPE,BRN,N/PITS, CND | LIT |
| 1369100 | ONIONS-EX SETS,FRESH,FROZEN | MT | : | 1484800 | OLIVES,RIPE,BRN,N/PITS, CND | LIT |
| 1369200 | PEARL ONION | MT | : | 1485000 | OLIVES IN BRINE PTD ETC | LIT |
| 1369300 | ONIONS-OTHER | MT | : | 1485020 | OLIVES-BRINE,N/PITS,N/O 0.3 | LIT |
| 1369400 | PEAS-PIGEON,FR,CHD 7/1-9/30 | MT | : | 1485040 | OLIVES-BRINE,N/PITS,OV 0.3 | LIT |
| 1369500 | PEAS-NSPF,FR,CHD | MT | : | 1485060 | OLIVES-BRINE,STUF, N/O 0.3 | LIT |
| 1369600 | PEAS-PIGEON,FRZ 7/1-9/30 | MT | : | 1485065 | OLIVES-STUFFED,PKD, N/O 0.3 | LIT |
| 1369700 | PEAS-FROZEN,NSPF 7/1-9/30 | MT | : | 1485070 | OLIVES-STUFFED,NES, N/O 0.3 | LIT |
| 1369800 | PEAS-FRESH 7/1-9/30 | MT | : | 1485080 | OLIVES-BRINE,STUFFED,OV 0.3 | LIT |
| 1369900 | PEAS-FROZEN 7/1-9/30 | MT | : | 1485200 | OLIVES-DRIED, NOT RIPE | MT |
| 1370000 | PEAS,FRESH,CHILLED,FROZEN | MT | : | 1485400 | OLIVES-DRIED, RIPE | MT |
| 1370100 | PEAS-FRESH,FRZ 10/1-6/30 | MT | : | 1485600 | OLIVES-NSPF-PREPARED, PRES | MT |
| 1370120 | PEAS-FRESH,CHILLED | MT | : | 5405 | MUSHROOMS, CANNED | MT |
| 1370140 | PEAS-FROZEN | MT | : | 1442000 | MUSHROOMS, PREPARED, PRES | MT |
| 1370220 | PEAS-PIGEON,FR,CHD 10/1-6/30 | MT | : | 1442009 | MUSHROOMS-STRAW, NOT FRZ | MT |
| 1370240 | PEAS-PIGEON,FRZ 10/1-6/30 | MT | : | 1442010 | MUSHROOMS-WHOLE,<10 OZ CAN | MT |
| 1370420 | PEAS-FR,CHD,NSPF | MT | : | 1442015 | MUSHROOMS-WHOLE,<10 OZ CAN | MT |
| 1370440 | PEAS-FROZEN,NSPF | MT | : | 1442020 | MUSHROOMS-SLICED,<10 OZ CAN | MT |
| 1371000 | PEPPERS-FRESH,FROZEN | MT | : | 1442025 | MUSHROOMS-SLICED,<10 OZ CAN | MT |
| 1372500 | POTATOES-EX SEED,FR,FRZ,Q | MT | : | 1442027 | MUSHROOMS-WHOLE,>9 OZ CAN | MT |
| 1372800 | POTATOES-EX SEED,FR,FRZ,O/Q | MT | : | 1442030 | MUSHROOMS-OTHER,<10 OZ CAN | MT |
| 1374000 | RADISHES-FRESH, FROZEN | MT | : | 1442031 | MUSHROOMS-SLICED,>9 OZ CAN | MT |
| 1375000 | SQUASH-FRESH, FROZEN | MT | : | 1442035 | MUSHROOMS-OTHER,<10 OZ CAN | MT |
| 1376600 | TURNIPS,RUTABAGAS,FR,FRZ | MT | : | 1442037 | MUSHROOMS-OTHER,>9 OZ CAN | MT |
| 1377000 | VEGETABLES,FR,CH,FRZ,NES | MT | : | 1442040 | MUSHROOMS-WHOLE,>9 OZ CAN | MT |
| 1377100 | BRUSSEL SPROUTS | MT | : | 1442043 | MUSHROOMS-WHOLE,>9 OZ CAN | MT |
| 1377120 | BRUSSEL SPROUTS, FRESH | MT | : | 1442045 | MUSHROOMS-WHOLE, >9 OZ CAN | MT |
| 1377140 | BRUSSEL SPROUTS, FROZEN | MT | : | 1442047 | MUSHROOMS-SLICED,>9 OZ CAN | MT |
| 1377500 | CHAYOTE-FRESH, FROZEN | MT | : | 1442050 | MUSHROOMS-SLICED>9 OZ CAN | MT |
| 1378000 | PARSNIPS-FRESH, FROZEN | MT | : | 1442053 | MUSHROOMS-SLICED,>9 OZ CAN | MT |
| 1378420 | ASPARAGUS-FR,CHD | MT | : | 1442055 | MUSHROOMS-SLICED >9 OZ CAN | MT |
| 1378430 | BROCCOLI-FR,CHD | MT | : | 1442060 | MUSHROOMS-OTHER,>9 OZ CAN | MT |
| 1377800 | FIDDLEHEAD FERNS-FR CHD | MT | : | 1442065 | MUSHROOMS-OTHER, >9 OZ CAN | MT |
| 1378220 | YAMS,FR CHD,FRZ | MT | : | 5408 | HOPS, INC HOP EXT, INC HOP EQ | MT |
| 1378240 | SWEET POTATOES,FR,CH,FRZ | MT | : | 1922500 | HOPS | MT |
| 1378450 | JICAMAS,FR,CHD | MT | : | 1923000 | HOP EXTRACT | MT |
| 1378475 | VEG,NSPF,FR,CHD | MT | : | | OTHER VEGETABLES,PREP AND PRES | |
| 1378482 | VEG,NSPF,FROZEN | MT | : | 1323520 | TAPIOCA,CASSAVA FLOUR&STARCH | MT |
| 1378500 | VEGETABLES,NSPF-FR, FRZ | MT | : | 1323540 | FLOUR,STARCH-ARROWROOT,SAGO | MT |
| 1378520 | ASPARAGUS-FR, FRZ | MT | : | 1323000 | STARCH-POTATO | MT |
| 1378540 | OTHER VEGETABLES, FR,FRZ | MT | : | 1325500 | STARCHES, NSPF | MT |
| 1378620 | ASPARAGUS-FRESH,CHILLED | MT | : | 1400900 | BEANS-MUNG, DRIED,5/1-8/31 | MT |
| 1378630 | BROCCOLI-FRESH, CHILLED | MT | : | 1401000 | BEANS-RED KIDNEY,DRD,5/1-8/31 | MT |
| 1378650 | OTHER VEG-FRESH, CHILLED | MT | : | 1401100 | BEANS-NSPF-DRIED, 5/1-8/31 | MT |
| 1378660 | JICAMAS, CHILLED | MT | : | 1401120 | BEANS-LIMA,DRIED 5/1-8/31 | MT |
| 1378665 | SWEET POTATOES-FR, CHILLED | MT | : | 1401140 | BEANS-NSPF-DRIED 5/1-8/31 | MT |
| 1378670 | OTHER VEG-FRESH, CHILLED | MT | : | 1401400 | BEANS-MUNG, DRIED,9/1-4/30 | MT |
| 1378680 | OTHER VEG, FROZEN | MT | : | 1401600 | BEANS-DRIED,EX MUNG,9/1-4/30 | MT |
| 1380000 | VEGETABLE-SLICED, FR,FRZ | MT | : | 1401620 | BEANS-LIMA,DRIED 9/1-4/30 | MT |
| 1380500 | BROCCOLI,CAUL,OKRA-SL,F,FR | MT | : | 1401640 | BEANS-RED KIDNEY,DRD 9/1-4/30 | MT |
| 1380520 | BROCCOLI,CAUL,OKRA-SL,F,FR | MT | : | 1401660 | BEANS-NSPF,DRIED 9/1-4/30 | MT |
| 1380540 | BROCCOLI-FROZEN, SLICED | MT | : | 1402000 | CHICKPEAS,GARBANZOS-DRD,SPLIT | MT |
| 1380560 | CAULIFLOWER-FROZEN, SLICED | MT | : | 1402100 | CHICKPEAS,GARBANZOS,NSPF-DRD | MT |
| 1380580 | OKRA-FROZEN, SLICED | MT | : | 1402500 | COWPEAS-BLACKEYE,DRIED | MT |
| 1382500 | KIDNEY BEANS,FRZ | MT | : | 1402600 | COWPEAS-EXCEPT BLACKEYE, DRD | MT |
| 1383020 | RUTABAGAS,FR,CHD | MT | : | 1403000 | GARLIC-DRIED | MT |
| 1383040 | RUTABAGAS,FRZ | MT | : | 1403500 | LENTILS-DRIED | MT |

CONTINUED--

COMMODITY COMPOSITION OF U.S. AGRICULTURAL IMPORTS--CONTINUED

| | | | | | |
|---------|----------------------------------|-----|---------|-----------------------------------|-----|
| 1403800 | LUPINES-DRIED | MT | 1825500 | VINEGAR-MALT | LIT |
| 1404000 | ONIONS-DRIED | MT | 1825800 | VINEGAR-OTHER THAN MALT | LIT |
| 1404500 | PEAS-SPLIT, DRIED | MT | 1923500 | LUPULIN | MT |
| 1404600 | PEAS,NSPF-DRIED | MT | 4253000 | MONOSODIUM GLUTAMATE | MT |
| 1405000 | POTATOES-DRIED | MT | 4374700 | YEAST-EXCEPT DRIED BREWERS | MT |
| 1405400 | CARROTS-DRIED,DEHY | MT | 4934200 | MONOSODIUM GLUTAMATE PREP | NA |
| 1405500 | VEGETABLES,NES-DRIED | MT | 5410 | SUGAR AND RELATED PRODUCTS | NA |
| 1405600 | VEGETABLES-DRIED,DEHY | MT | 5415 | SUGAR-CANE, BEET | MT |
| 1406000 | GARLIC FLOUR | MT | 1552010 | SUGAR-CANE, BEET, OVER 99 DEG | MT |
| 1406500 | ONION FLOUR | MT | 1552020 | SUGAR-CANE, BEET, >98 N/O 990 DEG | MT |
| 1407000 | POTATO FLOUR | MT | 1552025 | SUGAR-REFINED | MT |
| 1407500 | VEGETABLE FLOUR, NSPF | MT | 1552030 | SUGAR-CANE, BEET, >97 N/O 98 DEG | MT |
| 1410500 | SOYBEANS-BRINE, PICKLED | MT | 1552040 | SUGAR-CANE, BEET, >96 N/O 97 DEG | MT |
| 1411000 | BEANS-EX SOYBEANS, BRINE | MT | 1552045 | SUGAR-CANE, BEET, NSPF | MT |
| 1411500 | BEANS-EX SOYBEANS, PICKLED | MT | 1552050 | SUGAR-CANE, BEET, >95 N/O 96 DEG | MT |
| 1412000 | BEANS-EX SOYBEANS, PREP, PRES | MT | 1552060 | SUGAR-CANE, BEET, >85 N/O 95 DEG | MT |
| 1412500 | SAUERKRAUT | MT | 1552070 | SUGAR-CANE, BEET, >75 N/O 85 DEG | MT |
| 1413000 | CABBAGE-PREPARED, PRESERVED | MT | 1552080 | SUGAR-CANE, BEET, N/O 75 DEG | MT |
| 1413500 | CHICKPEAS, GARBANZOS-PREP, PRES | MT | 5420 | MOLASSES INEDIBLE | MLT |
| 1414000 | COWPEAS-BLACK EYE, BRINE, SALTED | MT | 1554000 | MOLASSES-INEDIBLE | LIT |
| 1414500 | ONIONS-BRINE, PICKLED | MT | 5425 | CONFECTIONERY PRODUCTS | MT |
| 1415000 | ONIONS-PREPARED, PRESERVED, NES | MT | 1571020 | CONFECTIONERY NOT CONT COCOA | MT |
| 1415500 | PEAS-BRINE, PICKLED | MT | | OTHER SUGAR AND REL PRODUCTS | |
| 1416000 | PIMIENTOS-BRINE, PICKLED | MT | 1551000 | SUGAR-BEET, NATURAL STATE | MT |
| 1416020 | PIMIENTOS N/O 8 OZ | MT | 1551200 | SUGAR-CANE, NATURAL STATE | MT |
| 1416040 | PIMIENTOS OY 8 OZ | MT | 1551500 | SUGAR-CANE, BEET, NOT NATURAL | MT |
| 1416500 | TOMATO PASTE AND SAUCE | MT | 1553000 | SIRUP-SUGAR, N/O 6X NON SUGAR | MT |
| 1416520 | TOMATO PASTE | MT | 1553500 | SIRUP-SUGAR, OY 6X NON SUGAR | LIT |
| 1416540 | TOMATO SAUCE | MT | 1555000 | SUGAR-MAPLE | MT |
| 1416600 | TOMATOES-PREP, PRES, EX SAUCE | MT | 1555500 | SIRUP-MAPLE | MT |
| 1417000 | WATERCRESS-SALTED, PICKLED | MT | 1556000 | DEXTRASE | MT |
| 1417500 | VEGETABLES, NSPF-BRINE, PICKLED | MT | 1556500 | SIRUP-DEXTRASE | MT |
| 1417520 | ARTICHOKES-BRINE, PICKLED | MT | 1557000 | HONEY | MT |
| 1417540 | VEGETABLES, NSPF-BRINE, PICKLED | MT | 1557500 | SUGAR, SIRUP, MOLASSES-BLENDED | MT |
| 1417600 | ARTICHOKES-SALT, BRINE, PICKLED | MT | 5430 | SPICES | MT |
| 1417700 | VEGETABLES, NSPF-BRINE ETC | MT | 1615800 | MUSTARD GROUND | MT |
| 1417720 | CUCUMBERS-SALT, BRINE, PICKLED | MT | 1615900 | MUSTARD-PREPARED | MT |
| 1417760 | OTHER VEG PACKED IN SBP | MT | 1616000 | MUSTARD, PREP | MT |
| 1417800 | BAMBOO SHOOTS, CANNED | MT | 1617100 | PAPRIKA-GROUND, UNGROUND | MT |
| 1417900 | PALM HEARTS-PREPARED, PRES | MT | 1618000 | PEPPER-ANAHEIM, ANCHO, UNGROUND | MT |
| 1418000 | VEGETABLES PREPARED, ETC, NES | MT | 1618100 | PEPPER-CAPSICUM, UNGROUND | MT |
| 1418100 | OTHER VEG PACKED IN SBP | MT | 1618300 | PEPPER-RED, UNGROUND | MT |
| 1418120 | ARTICHOKES-PREPARED PRESERVED | MT | 1618400 | PEPPER-RED, GROUND | MT |
| 1418125 | POTATOES-FROZEN | MT | 5435 | TOBACCO, UNMANUFACTURED | MT |
| 1418130 | OTHER VEG, PREP, PRES | MT | 5440 | TOBACCO, FILLER | MT |
| 1418140 | ASPARAGUS-PREPARED, PRESERVED | MT | 1702000 | TOBACCO-FILLER, MIXED, N/S | MT |
| 1418145 | ARTICHOKES, PREP, PRES | MT | 1702200 | TOBACCO-FLR, MXD, N/S, P, Q | MT |
| 1418150 | ASPARAGUS-PREP, PRES | MT | 1702300 | TOBACCO-FLR, MXD, N/S, P, O/G | MT |
| 1418160 | VEGETABLES, NSPF-PREP, PRES | MT | 1702400 | TOBACCO-FLR, MXD, N/S, P, EX Q | MT |
| 1418170 | POTATOES-DEHYDRATED | MT | 1702500 | TOBACCO-FLR, MXD, STEMMED | MT |
| 1418180 | OTHER VEG, NSP, PREP, PRES | MT | 1702600 | TOBACCO-FLR, MXD, STMD, P, Q | MT |
| 1418200 | CARROTS, CANNED | MT | 1702700 | TOBACCO-MXD, PHIL EX QUOTA | MT |
| 1418300 | CORN, CANNED | MT | 1702800 | TOBACCO-LF, N/S, TURK, <8.6 IN | MT |
| 1418400 | KIDNEY BEANS, CANNED | MT | 1702900 | TOBACCO-LF, N/S, P, <8.6 IN, Q | MT |
| 1418500 | PALM HEARTS, PREP, PRES | MT | 1703020 | TOBACCO-LEAF N/STMD BUR | MT |
| 1418620 | POTATOES, DEHYDRATED | MT | 1703040 | TOBACCO-LEAF N/STMD NES | MT |
| 1418630 | POTATOES, PREP, PRES | MT | 1703100 | TOBACCO-LF, N/S, P, <8.6 IN, O/G | MT |
| 1418700 | SWEET GINGER | MT | 1703200 | TOBACCO, N STR, PHIL X QTA | MT |
| 1418830 | ARTICHOKES, PREP, PRES | MT | 1703210 | TOBACCO-LEAF, N/S-FLUE CURED | MT |
| 1418840 | ASPARAGUS, PREP, PRES | MT | 1703220 | TOBACCO-LEAF, N/S, BURLEY | MT |
| 1418860 | VEG-NSPF, PREP, PRES | MT | 1703230 | TOBACCO-LEAF, N/S-BURLEY | MT |
| 1441200 | MUSHROOMS-DRIED | MT | 1703240 | TOBACCO-LEAF, NOT STMD, NES | MT |
| 1443000 | TRUFFLES-FRESH, DRIED, ETC | MT | 1703300 | TOBACCO-LF, N/S, P, Q, NES | MT |
| 1455400 | WALNUTS, IMMATURE, PKLD | MT | 1703400 | TOBACCO-LF, N/S, P, O/G | MT |
| 1603000 | CHICORY ROOTS-CRUOE | MT | 1703500 | TOBACCO-LEAF, STEMMED, NES | MT |
| 1603500 | CHICORY-PREPARED | MT | 1703600 | TOBACCO-LEAF, STMD, P, Q | MT |
| 1604000 | COFFEE SUBSTITUTES, NES | MT | 1703700 | TOBACCO-LEAF, STEMMED, P, NES | MT |
| 1663000 | VEG JUICE-UNDER 0.5% ALCOHOL | LIT | 1704000 | TOBACCO-FLR, LEAF, N/S, NSPF | MT |
| 1821000 | CORNED BEEF HASH | MT | 1704200 | TOBACCO-FLR, N/S, P, QUOTA | MT |
| 1821100 | PASTE, HASH, PUDDINGS, ETC, NES | NA | 1704300 | TOBACCO-FLR, N/S, P, O/G | MT |
| 1821500 | BEAN CAKE, ETC, NES | MT | 1704400 | TOBACCO-FLR, N/S, P, NES | MT |
| 1824000 | YEAST EXTRACT-NOT ALCOHOLIC | MT | 1704500 | TOBACCO-FLR, STEMMED, NES | MT |
| 1824500 | SAUCE-THIN SOY | MT | 1704700 | TOBACCO-FLR, STMD, P, Q, NES | MT |
| 1824600 | SAUCES-EX THIN SOY | MT | 1704800 | TOBACCO-FLR, STMD, P, O/G, NES | MT |
| 1825200 | SOUPS AND BROTHS | MT | 1704900 | TOBACCO-FLR, STEMMED, P, NES | MT |

CONTINUED--

COMMODITY COMPOSITION OF U.S. AGRICULTURAL IMPORTS--CONTINUED

| | | | | | | |
|---------|----------------------------------|-----|---|---------|-------------------------------|----|
| 5445 | TOBACCO-SCRAP | MT | : | 1848500 | ANIMAL FEEDS, NSPF | MT |
| 1706000 | TOBACCO-SCRAP, EXCEPT P | MT | : | 5470 | OILSEEDS AND PRODUCTS | NA |
| 1706020 | TOBACCO-SCRAP, CIGARETTE LF | MT | : | 5475 | OILSEEDS AND OILNUTS | MT |
| 1706040 | TOBACCO-SCRAP, OTHER | MT | : | 5480 | FLAXSEED | MT |
| 1706200 | TOBACCO-SCRAP, P, QUOTA | MT | : | 1751800 | FLAXSEED OR LINSEED | MT |
| 1706300 | TOBACCO-SCRAP, P, 0/0 | MT | : | 5485 | SESAME SEED | MT |
| 1706400 | TOBACCO-SCRAP, P, NES | MT | : | 1754500 | SESAME SEED | MT |
| | OTHER TOBACCO | | | | OTHER OILSEEDS AND OILNUTS | |
| 1700100 | TOBACCO-LEAF-MIXED, N/S | MT | : | 1452000 | PEANUTS-NOT SHELLD | MT |
| 1700500 | TOBACCO-LEAF-MIXED, STEMMED | MT | : | 1454820 | PEANUTS, SHELLD | MT |
| 1701000 | TOBACCO-WRAPPER, NOT STEMMED | MT | : | 1454850 | PEANUTS-NOT SHELLD PREP, P | MT |
| 1701500 | TOBACCO-WRAPPER, STEMMED | MT | : | 1454860 | PEANUTS-PREP, PRES | MT |
| 1705000 | TOBACCO-STEM, N/CUT, N/GROUND | MT | : | 1454870 | PEANUTS-SHLD, PREP, PRES, NES | MT |
| 1705500 | TOBACCO-STEM, CUT, GROUND | MT | : | 1454880 | PEANUTS-SHELLD, PREP, PRES | MT |
| 5450 | BEVERAGES EX FRUIT JUICE | MLT | : | 1616100 | MUSTARD SEEDS-WHOLE | MT |
| 5455 | WINE | MLT | : | 1750300 | APRICOT AND PEACH KERNELS | MT |
| 1671020 | WINE-CHAMPAGNE, NOT OVER \$6 | LIT | : | 1750600 | CASTOR BEANS | MT |
| 1671040 | WINE-CHAMPAGNE, OVER \$6 | LIT | : | 1750900 | CCPRA-SPECIAL PROCLAMATION | MT |
| 1671500 | CIDER-FERMENTED, ETC | LIT | : | 1751000 | CCPRA-NO SPECIAL PROC | MT |
| 1672000 | WINE-PRUNE | LIT | : | 1751100 | CCPRA-PRODUCT OF P & TT | MT |
| 1672500 | WINE-RICE, SAKE | LIT | : | 1751200 | CCPRA-EX PRODUCT OF P & TT | MT |
| 1673020 | WINE-GRAPE, N/O \$4, N/O 1 | LIT | : | 1751500 | COTTONSEED | MT |
| 1673040 | WINE-GRAPE, OVER \$4, N/O 1 | LIT | : | 1752100 | HEMPSEED | MT |
| 1673200 | WINE-GRAPE, N/O 14% ALC, OV 1 | LIT | : | 1752400 | KAPOK SEED | MT |
| 1673400 | WINE-MARSALA, >14% ALC, N/O 1 | LIT | : | 1752700 | PALM NUT KERNELS | MT |
| 1673520 | WINE-SHERRY, CONT NOT OVER 1 | LIT | : | 1752800 | PALM NUT KERNELS & NUTS | MT |
| 1673540 | WINE-SHERRY, CONT OVER 1 | LIT | : | 1753000 | PALM NUTS | MT |
| 1673700 | WINE-GRAPE | LIT | : | 1753300 | PERILLA SEED | MT |
| 1673720 | WINE-GRAPE, >14% ALC, N/O 1 | LIT | : | 1753600 | POPPY SEED | MT |
| 1673740 | WINE-GRAPE, >14% ALC, OVER 1 | LIT | : | 1753900 | RAPESEED | MT |
| 1674000 | VERMOUTH-CONTAINER, N/O 1 | LIT | : | 1754200 | RUBBER SEED | MT |
| 1674200 | VERMOUTH-CONTAINER, > 1 | LIT | : | 1754900 | SOYBEANS-EX CERTIFIED SEED | MT |
| 1675000 | ALCOHOLIC BEV, NES-FERMENTED | LIT | : | 1755000 | SOYBEANS | MT |
| 1679000 | IMITATIONS OF WINES | LIT | : | 1755100 | SUNFLOWER SEED | MT |
| 5460 | MALT BEVERAGES | MLT | : | 1755400 | TUNG NUTS | MT |
| 1670515 | ALE, BEER, ETC-CONTAINER N/O 1 | LIT | : | 1755700 | OIL BEARING NUT, SEED KERNEL | MT |
| 1670520 | ALE, BEER, ETC-CONTAINER N/O 1 | LIT | : | 1829540 | ED PREP, NSPF, N/O 5.5% B/FAT | MT |
| 1670530 | ALE, BEER, ETC-OTHER CONT 0/1 | LIT | : | 1829860 | EDIBLE PREP | MT |
| 1670540 | ALE, BEER, ETC-CONTAINER OVER 1 | LIT | : | 5490 | OILS AND WAXES-VEG | MT |
| | OTHER BEVERAGES | | | 5495 | CASTOR OIL | MT |
| 1662000 | GINGER ALE, GINGER BEER, ETC | LIT | : | 1760100 | OIL-CASTOR, N/O 15 CENTS | MT |
| 1664000 | BEVERAGES, NES-UNDER 0.5% ALC | LIT | : | 1760200 | OIL-CASTOR | MT |
| 1664040 | BEVERAGES, NSPF | LIT | : | 1761400 | OIL-CASTOR, 0/200 COLOR/VAL | MT |
| 5465 | FEEDS AND FODDERS-EX OILCAKE | NA | : | 1761500 | OIL-CASTOR, 0/200 OTHER | MT |
| 1302000 | CANARY SEED | MT | : | 5500 | COCONUT OIL | MT |
| 1306540 | WHEAT-EXCEPT SEED, INEDIBLE | MT | : | 1760400 | COCONUT, SPECIAL PROC | MT |
| 1306600 | WHEAT-EXCEPT SEED, INEDIBLE | MT | : | 1760500 | COCONUT, P, TT, SP PROC, 0 | MT |
| 1315000 | BARLEY, UNFIT FOR HUMAN CONS | MT | : | 1760600 | COCONUT, P, TT, SP PROC, 0/0 | MT |
| 1315700 | BUCKWHEAT, MLD N/F HUMAN CONS | MT | : | 1760700 | COCONUT, CRUDE, P | MT |
| 1316000 | CORN, MLD N/F HUMAN CONS | MT | : | 1760800 | COCONUT, CRUDE, P, TT, 0 | MT |
| 1316500 | OATS-MILLED, INEDIBLE | MT | : | 1760900 | COCONUT, CRUDE, P, TT, 0/0 | MT |
| 1316700 | RICE, MLD N/F HUMAN CONS | MT | : | 1761000 | COCONUT, CRUDE, P, TT, NES | MT |
| 1317000 | RYE, MLD N/F HUMAN CONS | MT | : | 1761100 | COCONUT, EX CRUDE, P, TT | MT |
| 1317200 | WHEAT FLR, MLD N/F HUMAN CONS | MT | : | 1761200 | COCONUT, REFINED, P, TT, 0 | MT |
| 1317500 | WHEAT, NEC, MLD N/F HUMAN CONS | MT | : | 1761300 | COCONUT, REFINED, P, TT, 0/0 | MT |
| 1318000 | OTHER GRAINS, MLD N/F HUMAN CONS | MT | : | 1761700 | COCONUT, OIL | MT |
| 1319000 | GRAIN MIX, N/F HUMAN CONS | MT | : | 1761720 | COCONUT OIL, CRUDE | MT |
| 1841000 | BRAN, SHORTS, AND MIDDINGS | MT | : | 1761740 | COCONUT OIL, REFINED | MT |
| 1842000 | BEEF PULP-DRIED | MT | : | 5505 | OLIVE OIL | MT |
| 1842500 | BREWERS GRAIN, MALT SPROUTS | MT | : | 1762800 | OIL-OLIVE, INEDIBLE | MT |
| 1843000 | HAY | MT | : | 1762900 | OIL-OLIVE, UNDER 40 | MT |
| 1843500 | STRAW-EXCEPT RICE AND FLAX | MT | : | 1763000 | OIL-OLIVE, 26 PLUS | MT |
| 1844000 | GRAIN HULLS-GROUND | MT | : | 5510 | PALM OIL | MT |
| 1844500 | SCREENINGS, ETC-FLAXSEED | MT | : | 1763400 | OIL-PALM | MT |
| 1844700 | SCREENINGS, ETC-EX FLAXSEED | MT | : | 1763420 | PALM OIL-CRUDE | MT |
| 1845520 | TANKAGE-ANIMAL FEED | MT | : | 1763440 | PALM OIL-REFINED | MT |
| 1845800 | ANIMAL FEED, WHEAT GLUTEN | MT | : | 1763500 | PALM OIL, INDUSTRIAL | MT |
| 1847020 | PET FOOD-MILLINGS BYPRODUCTS | MT | : | 1763600 | PALM OIL, NSPF | MT |
| 1847040 | GRAIN BYPRODUCTS CTN MT/FISH | MT | : | 5515 | PALM KERNEL | MT |
| 1847060 | GRAIN BYPRODUCTS NEC | MT | : | 1763200 | PALM KERNEL, INEQIBL | MT |
| 1847070 | ANIMAL FEEDS-MIXED, EX MEAT | MT | : | 1763300 | PALM KERNEL, EDIBLE | MT |
| 1847500 | ANIMAL FEEDS, NSPF | MT | : | 1763320 | PALM-KERNEL OIL, CRUDE | MT |
| 1847520 | ANIMAL FEEDS CONTAINING MILK Q | MT | : | 1763340 | PALM-KERNEL, REFINED | MT |
| 1847540 | ANIMAL FEEDS, OTHER N/Q | MT | : | | OTHER OILS AND WAXES-VEG | MT |
| 1848000 | ANIMAL FEEDS, CONT MILK ETC | MT | : | 1760000 | OIL-BABASSU | MT |

CONTINUED--

COMMODITY COMPOSITION OF U.S. AGRICULTURAL IMPORTS--CONTINUED

| | | | | | | |
|---------|---------------------------------|----|---|---------|------------------------------------|----|
| 1760300 | OIL-CORN | MT | : | 1260900 | SEED-BLUEGRASS, KENTUCKY | MT |
| 1761600 | OIL-CORN | MT | : | 1261100 | SEED-BLUEGRASS, NES | MT |
| 1761800 | OIL-COTTONSEED | MT | : | 1261500 | SEED-CABBAGE | MT |
| 1762000 | OIL-CROTON | MT | : | 1261700 | SEED-CARROT | MT |
| 1762200 | OIL-HEMPSEED | MT | : | 1261900 | SEED-CAULIFLOWER | MT |
| 1762400 | OIL-KAPOK | MT | : | 1262100 | SEED-CELERY | MT |
| 1762600 | OIL-FLAXSEED OR LINSEED | MT | : | 1262300 | SEED-CLOVER, ALSIKE | MT |
| 1763800 | OIL-PEANUT | MT | : | 1262500 | SEED-CLOVER, CRIMSON | MT |
| 1764000 | OIL-PERILLA | MT | : | 1262700 | SEED-CLOVER, RED | MT |
| 1764200 | OIL-POPPY SEED | MT | : | 1262900 | SEED-CLOVER, SWEET | MT |
| 1764400 | OIL-RAPESEED, INED, FOR MFG | MT | : | 1263100 | SEED-CLOVER, WHITE AND LADINO | MT |
| 1764500 | OIL-RAPESEED, INED, N/FOR MFG | MT | : | 1263300 | SEED-CLOVER, NES | MT |
| 1764600 | OIL-RAPESEED, EDIBLE, FOR MFG | MT | : | 1263500 | SEED-FESCUE, CREEPING RED | MT |
| 1764700 | OIL-RAPESEED, ED, N/FOR MFG | MT | : | 1263700 | SEED-FESCUE, MEADOW | MT |
| 1764900 | OIL-SESAME, INEDIBLE | MT | : | 1263900 | SEED-FESCUE, NSPF | MT |
| 1765000 | OIL-SESAME, EDIBLE | MT | : | 1264100 | SEED-FLOWER | MT |
| 1765200 | OIL-SOYBEAN | MT | : | 1265100 | SEED-KALE | MT |
| 1765400 | OIL-SUNFLOWER, INEDIBLE | MT | : | 1265300 | SEED-KOHLRABI | MT |
| 1765500 | OIL-SUNFLOWER, EDIBLE | MT | : | 1265500 | SEED-MANGELWURZEL | MT |
| 1765800 | OIL-SWEET ALMOND | MT | : | 1265900 | SEED-MUSHROOM SPAWN | MT |
| 1766000 | OIL-TUNG | MT | : | 1266100 | SEED-ONIONS | MT |
| 1766400 | OIL-NUT, NSPF | MT | : | 1266300 | SEED-ORCHARD GRASS | MT |
| 1767000 | OIL-VEGETABLE, EX NUT, NSPF | MT | : | 1266500 | SEED-PARSLEY | MT |
| 1769000 | VEGETABLE TALLOW | MT | : | 1266700 | SEED-PARSNIP | MT |
| 1781500 | OIL-RAPESEED | MT | : | 1267100 | SEED-PEPPER | MT |
| 1782500 | OIL MIXTURES-LINSEED | MT | : | 1267300 | SEED-RADISH | MT |
| 1783000 | OIL MIXTURES-EX LINSEED | MT | : | 1267700 | SEED-RYE GRASS | MT |
| 4652500 | SALTS-FROM COCONUT, PALM, ETC | MT | : | 1267900 | SEED-SESBANIA | MT |
| 4653000 | SALTS-OF FATS, OILS, NES | MT | : | 1268100 | SEED-SPINACH | MT |
| 4653500 | FATTY ACID-SUL, PALM, ETC | MT | : | 1268300 | SEED-TALL OAT | MT |
| 4654000 | FATTY ACID, SALTS-SULFATED | MT | : | 1268500 | SEED-TIMOTHY | MT |
| 4654500 | FATTY ALC-SULFATED PALM, ETC | MT | : | 1268700 | SEED-TREE AND SHRUB | MT |
| 4655000 | FATTY ALCOHOL-SULFATED, NES | MT | : | 1268900 | SEED-TURNIP, RUTABAGA | MT |
| 4900500 | OILS, FATS-CHEM, CHANGED | MT | : | 1269100 | SEED-HAIRY VETCH | MT |
| 4902000 | FATTY ACIDS-LINSEED OIL | MT | : | 1269300 | SEED-VETCH, NSPF | MT |
| 4902200 | FATTY ACIDS-HEMPSEED ETC | MT | : | 1269500 | SEED-WHEAT GRASS | MT |
| 4902400 | FATTY ACIDS-COCO, PALM, ETC | MT | : | 1270100 | SEED-GRASS, FORAGE CROP, NES | MT |
| 4902410 | FATTY ACIDS-VEG 90X 1 ACID | MT | : | 1271000 | SEED-GARDEN, EX GRASS, NES | MT |
| 4902420 | FATTY ACIDS-VEG NEC | MT | : | 1303000 | SEED-CORN, MAIZE, CERTIFIED | MT |
| 4902440 | FTY ACD DER COCO, PR, P, OILS | MT | : | 1305000 | RICE-PADDY, ROUGH | MT |
| 4902600 | FATTY ACIDS-VEGETABLE, NES | MT | : | 1306300 | SEED WHEAT-INEDIBLE | MT |
| 4902640 | FATTY ACIDS, NEC | MT | : | 1306520 | SEED-WHEAT, INEDIBLE | MT |
| 4902650 | FATTY ACIDS-NEC 90X 1 ACID | MT | : | 1307020 | SEED-WHEAT, EDIBLE | MT |
| 4902670 | FATTY ACIDS-VEG, NEC | MT | : | 1372000 | POTATOES-WHITE, CERT SEED, 0 | MT |
| 4904400 | FATTY SALTS-LINSEED OIL, ETC | MT | : | 1372100 | POTATOES-WHITE, CERT SD 0/0 | MT |
| 4904600 | FATTY SALTS-HEMPSEED, ETC | MT | : | 1754800 | SOYBEANS-CERTIFIED SEED | MT |
| 4904800 | FATTY SALTS-COCONUT, PLM, ETC | MT | : | 1922200 | GUAR SEEDS | MT |
| 4905000 | FATTY SALTS-VEGETABLE, NES | MT | : | 5535 | NURSERY STOCK | NA |
| 4941000 | WAX-CANDELILIA | MT | : | 1250100 | BULBS-TULIP | NO |
| 4941200 | WAX-CARNAUBA | MT | : | 1250500 | BULBS-PYACINTH | NO |
| 4941400 | WAX-JAPAN | MT | : | 1251000 | BULBS-LILY | NO |
| 4941600 | WAX-OURICURY | MT | : | 1251500 | BULBS-NARCISSUS | NO |
| 4941800 | WAXES, NSPF-VEGETABLE | MT | : | 1252000 | CDRMS-CROCUS | NO |
| | OTHER OILSEEDS AND PRODUCTS | MT | : | 1252500 | PIPS-LILY OF THE VALLEY | NO |
| 1845000 | OIL CAKE & MEAL-LINSEED | MT | : | 1253020 | BULBS-IRIS | NO |
| 1845100 | OIL CAKE & MEAL-RAPESEED | MT | : | 1253040 | BULBS, CORNS-GLADIOLUS | NO |
| 1845240 | OIL CAKE & MEAL-COTTONSEED | MT | : | 1253060 | TUBERS-BEGONIA | NO |
| 1845260 | OIL CAKE & MEAL, NSPF | MT | : | 1253070 | OTHER BULBS AND ROOTS | NO |
| 1845270 | OIL CAKE & MEAL, NSPF-VEG | MT | : | 1253080 | BULBS, ROOTS, ROOTSTOCK, ETC, NSPF | NO |
| 1845340 | OIL CAKE & MEAL-COTTONSEED | MT | : | 1253090 | OTHER HERBACEOUS PLANT, ETC | NO |
| 1845380 | OIL CAKE & MEAL-NSPF, VEG | MT | : | 1253220 | BULBS-IRIS, W/SOIL | NO |
| 5520 | COTTON, EX LINTERS | MT | : | 1253240 | CORNS-GLADIOLUS W/SOIL | NO |
| 3001020 | COTTON-ROUGH, ST < 3/4 INCH | MT | : | 1253260 | TUBERS-BEGONIA, W/SOIL | NO |
| 3001040 | COTTON-RAW, NES, ST < 1-1/8 IN | MT | : | 1253270 | BULBS-ETC NSPF, W/ SOIL | NO |
| 3001520 | COTTON-RGH, ST>1-5/32<1-3/8 IN | MT | : | 1253290 | HERBACEOUS-PERENNIALS W/SOIL | NO |
| 3001540 | COTTON-RAW, ST>1-1/8<1-3/8 IN | MT | : | 1253420 | IRIS-BULBS | NO |
| 3001560 | COTTON-RAW, ST>1-3/8<1-11/16 IN | MT | : | 1253440 | CORNS-GLADIOLUS | NO |
| 3002000 | COTTON-RAW, ST>1-11/16 INCHES | MT | : | 1253460 | TUBERS-BEGONIA | NO |
| 5525 | COTTON LINTERS | MT | : | 1253470 | BULBS-ETC NSPF | NO |
| 3003000 | COTTON LINTERS | MT | : | 1253490 | HERBACEOUS PERENNIALS | NO |
| 5530 | SEED-FIELD AND GARDEN | NA | : | 1254000 | SEEDLINGS, CUT, ETC-FRUIT TREE | NO |
| 1260100 | SEED-ALFALFA | MT | : | 1255000 | FRUIT TREES-GRAFTED, BUDDOED | NO |
| 1260300 | SEED-SUGAR BEET | MT | : | 1256000 | SEEDLINGS, CUTTINGS-ROSE STOCK | NO |
| 1260500 | SEED-BEET, EX SUGAR BEET | MT | : | 1256500 | ROSE PLANTS-GRAFTED, BUDDOED | NO |
| 1260700 | SEED-BENT GRASS | MT | : | 1256700 | SEED POTATO EYES | MT |

CONTINUED--

COMMODITY COMPOSITION OF U.S. AGRICULTURAL IMPORTS--CONTINUED

| | | | |
|---------|---------------------------------|-----|---|
| 1257000 | ORCHID PLANTS | NO | : |
| 1258000 | OLIVE PLANTS FOR PLANTING,NES | NO | : |
| 1258200 | LIVE PLANTS, W/SOIL | NO | : |
| 1258400 | LIVE PLANTS | NO | : |
| 1369000 | ONION SETS-FRESH, FROZEN | MT | : |
| 1921700 | CARNATIONS-MINIATURE,FR | --- | : |
| 1921900 | FLOWERS,FR,CUT | --- | : |
| 1922000 | CUT FLOWERS-FRESH | NA | : |
| 5540 | OTHER VEGETABLE PRODUCTS | NA | : |
| 1829130 | EDIBLE PREP X GEL NEC | NA | : |
| 1921500 | CITRUS JUICE, UNFIT BEVERAGE | MT | : |
| 1925500 | BROOMCORN | MT | : |
| 1926000 | STRAW-FLAX | MT | : |
| 1927500 | STRAW AND FIBER-RICE | MT | : |
| 1929000 | TEASELS | MT | : |
| 3041000 | FLAX-RAW | MT | : |
| 3041200 | FLAX-WASTES | MT | : |
| 3041400 | FLAX-PROCESSED, NOT HACKLED | MT | : |
| 3041600 | FLAX-HACKLED | MT | : |
| 3042000 | HEMP-RAW AND WASTES | MT | : |
| 3042200 | HEMP-PROCESSED, NOT HACKLED | MT | : |
| 3042400 | HEMP-HACKLED | MT | : |
| 3043220 | JUTE BUTTS-WASTES | MT | : |
| 3043240 | JUTE RAW, NES | MT | : |
| 4261200 | LIME CITRATE | MT | : |
| 4267400 | ARGOLS | MT | : |
| 4353500 | BELLADONNA | MT | : |
| 4501000 | FLAVORING EXTRACT-N/ALC,CAP | NA | : |
| 4502000 | FLAVORING EXTRACT-N/ALC,CN/CAP | MT | : |
| 4502010 | SPICE OLEORESIN-PAPRIKA | MT | : |
| 4502015 | SPICE OLEORESINS,BLK PEPPER | MT | : |
| 4502020 | OLEORESIN-NSPF | MT | : |
| 4502025 | OLEORESINS, OTHER | MT | : |
| 4502040 | FLAVORING EXTRACT | MT | : |
| 4503000 | FLAVORING EXTRACT-N/O 20% ALC | MT | : |
| 4504000 | FLAVORING EXTRACT-20 TO 50% ALC | MT | : |
| 4505000 | FLAVORING EXTRACT->50% ALC | MT | : |
| 4522400 | OIL-EUCALYPTUS | MT | : |
| 4522800 | OIL-GRAPEFRUIT | MT | : |
| 4523400 | OIL-LEMON | MT | : |
| 4524400 | OIL-ORANGE | MT | : |
| 4525400 | OIL-PEPPERHINT | MT | : |
| 4550400 | PECTIN | MT | : |
| 4553000 | GLUE-VEGETABLE, UNDER 40C | MT | : |
| 4553200 | GLUE-VEGETABLE, 40C OR MORE | MT | : |
| 4936600 | LEVULOSE | MT | : |
| 8350000 | PLANTS ETC FOR USDA & USBG | NA | : |

Table 1--Value of U.S. foreign trade and trade balance (agricultural, nonagricultural),
October-September 1968-79

| Year | Agricultural | Nonagricultural | Total | Percent agricultural of total |
|-----------------------------|--------------|-----------------|---------|-------------------------------------|
| ----- Million dollars ----- | | | Percent | |
| U.S. exports: | | | | |
| 1968 | 6,331 | 26,426 | 32,757 | 19 |
| 1969 | 5,751 | 29,637 | 35,388 | 16 |
| 1970 | 6,958 | 34,337 | 41,295 | 17 |
| 1971 | 7,955 | 35,928 | 43,883 | 18 |
| 1972 | 8,242 | 36,633 | 44,875 | 18 |
| 1973 | 14,984 | 47,759 | 62,743 | 24 |
| 1974 | 21,608 | 68,823 | 90,431 | 24 |
| 1975 | 21,854 | 82,180 | 104,034 | 21 |
| 1976 | 22,760 | 88,520 | 111,280 | 21 |
| 1977 | 23,974 | 94,311 | 118,285 | 20 |
| 1978 | 27,290 | 103,906 | 131,196 | 21 |
| 1979 | 31,975 | 135,631 | 167,606 | 19 |
| U.S. imports: | | | | |
| 1968 | 4,933 | 26,755 | 31,688 | 16 |
| 1969 | 4,831 | 30,300 | 35,131 | 14 |
| 1970 | 5,686 | 33,379 | 39,065 | 15 |
| 1971 | 6,128 | 38,744 | 44,872 | 14 |
| 1972 | 5,936 | 45,926 | 51,862 | 14 |
| 1973 | 7,737 | 57,521 | 65,258 | 12 |
| 1974 | 10,057 | 82,784 | 92,841 | 11 |
| 1975 | 9,470 | 89,297 | 98,767 | 10 |
| 1976 | 10,514 | 103,997 | 114,511 | 9 |
| 1977 | 13,357 | 129,291 | 142,648 | 9 |
| 1978 | 13,886 | 150,916 | 164,802 | 8 |
| 1979 | 16,187 | 177,434 | 193,621 | 8 |
| Trade balance: | | | | |
| 1968 | +1,398 | -329 | +1,069 | --- |
| 1969 | +920 | -663 | +257 | --- |
| 1970 | +1,272 | +958 | +2,230 | --- |
| 1971 | +1,827 | -2,816 | -989 | --- |
| 1972 | +2,306 | -9,293 | -6,987 | --- |
| 1973 | +7,247 | -9,672 | -2,515 | --- |
| 1974 | +11,551 | -13,961 | -2,410 | --- |
| 1975 | +12,384 | -7,117 | +5,267 | --- |
| 1976 | +12,246 | -15,477 | -3,231 | --- |
| 1977 | +10,617 | -34,980 | -24,363 | --- |
| 1978 | +13,403 | -47,010 | -33,606 | --- |
| 1979 | +15,788 | -41,803 | -26,015 | --- |

--- = Not applicable.

TABLE 2 --U.S. AGRICULTURAL EXPORTS: VALUE OF SELECTED COMMODITIES AND GROUPS, FISCAL YEARS 1968-79

| YEAR | ANIMALS AND PRODUCTS | ANIMALS, LIVE EX POULTRY | MEATS AND MEAT PROD EX POULTRY | VARIETY MEATS | POULTRY MEATS | DAIRY PRODUCTS |
|---------------------|----------------------|--------------------------|--------------------------------|---------------|---------------|----------------|
| -- 1,000 DOLLARS -- | | | | | | |
| 1968---- | 642,670 | 25,599 | 104,447 | 53,723 | | |
| 1969---- | 740,744 | 23,998 | 150,833 | 57,160 | 44,710 | 120,060 |
| 1970---- | 828,674 | 26,591 | 138,716 | 69,501 | 45,265 | 140,412 |
| 1971---- | 937,761 | 56,437 | 145,432 | 77,089 | 42,071 | 139,705 |
| 1972---- | 1,051,639 | 46,164 | 187,388 | 83,267 | 42,709 | 156,164 |
| 1973---- | 1,438,300 | 117,036 | 331,473 | 112,504 | 42,582 | 205,422 |
| 1974---- | 1,825,704 | 195,330 | 323,664 | 122,124 | 59,482 | 65,945 |
| 1975---- | 1,566,413 | 124,918 | 381,922 | 110,060 | 87,702 | 69,688 |
| 1976---- | 2,206,860 | 134,960 | 591,652 | 134,883 | 81,367 | 142,950 |
| 1977---- | 2,647,894 | 101,400 | 609,081 | 164,718 | 159,934 | 130,609 |
| 1978---- | 2,828,251 | 137,501 | 688,224 | 188,957 | 198,338 | 169,689 |
| 1979---- | 3,642,719 | 160,007 | 844,111 | 237,447 | 203,489 | 155,809 |
| | | | | | 244,538 | 116,128 |

| | NONFAT DRY MILK | ANIMAL FATS, OILS, AND GREASES | LARD | TALLOW, INEDIBLE | HIDES AND SKINS, INC FURSKINS | CATTLE HIDES |
|---------------------|-----------------|--------------------------------|--------|------------------|-------------------------------|--------------|
| -- 1,000 DOLLARS -- | | | | | | |
| 1968---- | 70,081 | 153,060 | 15,475 | 123,333 | 116,058 | 94,663 |
| 1969---- | 71,822 | 156,203 | 19,483 | 123,894 | 143,998 | 124,918 |
| 1970---- | 98,844 | 222,916 | 42,725 | 158,004 | 185,406 | 135,759 |
| 1971---- | 90,601 | 276,601 | 39,332 | 215,382 | 184,717 | 120,116 |
| 1972---- | 98,043 | 217,715 | 19,694 | 180,266 | 284,724 | 202,429 |
| 1973---- | 17,123 | 271,750 | 17,103 | 233,416 | 493,894 | 365,824 |
| 1974---- | 2,413 | 563,140 | 38,502 | 475,023 | 467,150 | 306,383 |
| 1975---- | 65,192 | 403,228 | 26,968 | 323,572 | 402,343 | 256,262 |
| 1976---- | 39,746 | 405,958 | 28,294 | 350,288 | 625,619 | 412,382 |
| 1977---- | 81,732 | 580,408 | 43,487 | 492,418 | 797,661 | 540,831 |
| 1978---- | 77,649 | 573,797 | 32,738 | 486,073 | 821,557 | 553,610 |
| 1979---- | 27,385 | 704,788 | 28,394 | 622,140 | 1,302,152 | 894,440 |

| | FURSKINS | VEGETABLE PRODUCTS | GRAINS AND PREPS | WHEAT AND WHEAT PROD | WHEAT AND WHEAT FLOUR | WHEAT |
|---------------------|----------|--------------------|------------------|----------------------|-----------------------|-----------|
| -- 1,000 DOLLARS -- | | | | | | |
| 1968---- | --- | 5,688,538 | 2,602,386 | 1,187,336 | 1,159,367 | 1,063,855 |
| 1969---- | --- | 5,009,998 | 2,093,695 | 901,463 | 873,871 | 767,458 |
| 1970---- | 35,984 | 6,129,158 | 2,398,934 | 1,022,114 | 997,587 | 895,280 |
| 1971---- | 47,889 | 7,021,306 | 2,676,047 | 1,241,292 | 1,218,722 | 1,122,655 |
| 1972---- | 58,553 | 7,180,125 | 2,875,384 | 1,148,750 | 1,124,196 | 1,043,940 |
| 1973---- | 92,401 | 13,545,375 | 6,871,148 | 3,283,870 | 3,242,935 | 3,133,538 |
| 1974---- | 121,396 | 19,782,575 | 10,112,840 | 4,652,475 | 4,605,805 | 4,473,656 |
| 1975---- | 111,156 | 20,187,912 | 11,262,084 | 5,292,013 | 5,236,771 | 5,090,096 |
| 1976---- | 168,930 | 20,553,545 | 11,539,037 | 4,787,402 | 4,740,890 | 4,578,319 |
| 1977---- | 207,463 | 21,329,905 | 9,290,444 | 3,054,330 | 3,003,135 | 2,825,390 |
| 1978---- | 209,785 | 24,462,552 | 10,909,971 | 4,138,653 | 4,071,857 | 3,876,490 |
| 1979---- | 323,558 | 28,332,703 | 12,609,625 | 4,862,010 | 4,775,303 | 4,576,863 |

TABLE 2 --U.S. AGRICULTURAL EXPORTS: VALUE OF SELECTED COMMODITIES AND GROUPS, FISCAL YEARS 1968-79--CONTINUED

| YEAR | RICE | FEED GRAINS | FEED | BARLEY | CORN | OATS |
|---------------------|---------|-------------|-----------|---------|-----------|--------|
| | | AND PROD | GRAINS | | | |
| -- 1,000 DOLLARS -- | | | | | | |
| 1968---- | 350,332 | 1,040,675 | 1,006,364 | 23,255 | 772,425 | 2,494 |
| 1969---- | 337,577 | 834,716 | 805,001 | 10,129 | 666,877 | 1,172 |
| 1970---- | 311,747 | 1,032,281 | 1,005,279 | 22,852 | 821,803 | 2,804 |
| 1971---- | 281,448 | 1,092,519 | 1,060,661 | 71,305 | 769,647 | 11,241 |
| 1972---- | 333,885 | 1,326,127 | 1,303,711 | 53,893 | 1,068,667 | 15,189 |
| 1973---- | 439,110 | 3,016,803 | 2,978,334 | 152,768 | 2,393,750 | 37,760 |
| 1974---- | 839,100 | 4,480,413 | 4,432,763 | 168,238 | 3,539,428 | 65,596 |
| 1975---- | 941,197 | 4,904,511 | 4,858,319 | 127,183 | 4,048,728 | 15,577 |
| 1976---- | 607,178 | 6,010,070 | 5,966,374 | 90,169 | 5,199,465 | 26,481 |
| 1977---- | 704,125 | 5,390,886 | 5,345,299 | 204,776 | 4,500,494 | 9,737 |
| 1978---- | 872,565 | 5,750,663 | 5,699,870 | 84,125 | 5,069,849 | 21,702 |
| 1979---- | 884,189 | 6,707,024 | 6,657,587 | 41,583 | 6,058,778 | 6,526 |

| | GRAIN | BLENDED | RYE | FRUITS | FRUITS, | FRUITS, |
|---------------------|----------|---------|--------|-----------|---------|---------|
| | SORGHUMS | FOOD | | AND | FRESH | DRIED |
| -- 1,000 DOLLARS -- | | | | | | |
| 1968---- | 208,190 | 630 | 3,355 | 284,004 | 140,846 | 48,982 |
| 1969---- | 126,823 | 2,968 | 1,017 | 308,866 | 155,063 | 50,523 |
| 1970---- | 157,821 | 14,265 | 321 | 340,146 | 165,361 | 53,252 |
| 1971---- | 208,467 | 36,293 | 6,438 | 322,602 | 164,979 | 43,774 |
| 1972---- | 168,962 | 47,807 | 187 | 421,710 | 232,144 | 63,955 |
| 1973---- | 394,056 | 61,051 | 39,854 | 477,042 | 264,623 | 52,586 |
| 1974---- | 659,500 | 50,118 | 43,999 | 609,761 | 321,646 | 113,174 |
| 1975---- | 666,830 | 48,709 | 9,131 | 674,647 | 389,334 | 100,211 |
| 1976---- | 650,260 | 57,138 | 1,379 | 755,063 | 428,216 | 117,120 |
| 1977---- | 630,293 | 60,899 | 69 | 803,942 | 438,342 | 110,423 |
| 1978---- | 524,193 | 61,428 | 60 | 976,477 | 530,692 | 151,061 |
| 1979---- | 550,700 | 62,968 | 2,783 | 1,042,445 | 610,989 | 126,292 |

| | FRUITS, | FRUIT | NUTS AND | VEGETABLES | VEGETABLES, | DRIED |
|---------------------|---------|---------|--------------|------------|-------------|---------|
| | CANNED | JUICES | PREPARATIONS | AND PREPS | FRESH | BEANS |
| -- 1,000 DOLLARS -- | | | | | | |
| 1968---- | 46,546 | 44,273 | 26,911 | 218,839 | 69,099 | 20,630 |
| 1969---- | 54,680 | 43,494 | 26,618 | 220,488 | 63,094 | 24,056 |
| 1970---- | 60,979 | 55,904 | 63,672 | 228,316 | 66,592 | 35,954 |
| 1971---- | 50,706 | 59,268 | 63,874 | 205,438 | 67,646 | 32,007 |
| 1972---- | 57,194 | 63,436 | 90,265 | 246,508 | 89,419 | 28,510 |
| 1973---- | 70,935 | 79,334 | 88,030 | 327,827 | 114,460 | 49,115 |
| 1974---- | 72,553 | 90,165 | 170,564 | 431,360 | 129,819 | 70,911 |
| 1975---- | 76,701 | 93,932 | 164,436 | 533,880 | 148,115 | 122,629 |
| 1976---- | 79,522 | 111,072 | 182,142 | 594,582 | 211,796 | 55,711 |
| 1977---- | 93,899 | 142,091 | 223,237 | 697,161 | 244,537 | 70,064 |
| 1978---- | 114,423 | 155,523 | 287,707 | 649,012 | 215,114 | 89,945 |
| 1979---- | 105,447 | 171,241 | 448,572 | 756,246 | 218,811 | 99,488 |

TABLE 2--U.S. AGRICULTURAL EXPORTS: VALUE OF SELECTED COMMODITIES AND GROUPS, FISCAL YEARS 1968-79--CONTINUED

| YEAR | HOPS AND HOPS EXTRACT | FEEDS AND FODDERS EX OILCAKE | ALFALFA MEAL AND CUBES | CORN BYPRODUCTS | OILSEEDS AND PROD | OILCAKE AND MEAL |
|---------------------|-----------------------|------------------------------|------------------------|-----------------|-------------------|------------------|
| -- 1,000 DOLLARS -- | | | | | | |
| 1968---- | 17,931 | 103,508 | 18,912 | 30,276 | 1,220,161 | 256,891 |
| 1969---- | 14,137 | 117,844 | 21,361 | 37,088 | 1,231,647 | 264,758 |
| 1970---- | 14,446 | 131,685 | 25,961 | 37,261 | 1,884,622 | 351,328 |
| 1971---- | 20,485 | 133,820 | 22,778 | 34,681 | 2,193,912 | 424,474 |
| 1972---- | 29,333 | 146,511 | 21,977 | 47,866 | 2,136,815 | 381,120 |
| 1973---- | 26,761 | 249,652 | 22,729 | 81,561 | 3,663,251 | 830,795 |
| 1974---- | 26,563 | 273,529 | 33,405 | 85,200 | 5,552,407 | 1,098,417 |
| 1975---- | 25,880 | 298,752 | 27,446 | 97,267 | 4,753,257 | 702,670 |
| 1976---- | 26,954 | 380,832 | 35,011 | 134,248 | 4,691,773 | 843,530 |
| 1977---- | 29,611 | 620,460 | 61,121 | 221,920 | 6,388,254 | 949,688 |
| 1978---- | 26,780 | 574,839 | 45,173 | 237,088 | 7,440,305 | 1,175,812 |
| 1979---- | 34,657 | 773,711 | 60,201 | 319,756 | 8,554,382 | 1,414,638 |

| YEAR | SOYBEAN OILCAKE AND MEAL | OILSEEDS | SOYBEANS | VEGETABLE OILS AND WAXES | SOYBEAN OIL | COTTONSEED OIL |
|---------------------|--------------------------|-----------|-----------|--------------------------|-------------|----------------|
| -- 1,000 DOLLARS -- | | | | | | |
| 1968---- | 242,704 | 810,192 | 758,190 | 153,077 | 106,331 | 7,326 |
| 1969---- | 251,245 | 817,731 | 768,737 | 149,158 | 89,182 | 17,742 |
| 1970---- | 336,874 | 1,253,103 | 1,198,319 | 280,191 | 179,203 | 56,226 |
| 1971---- | 404,704 | 1,400,022 | 1,336,582 | 369,416 | 246,628 | 58,997 |
| 1972---- | 358,088 | 1,426,864 | 1,316,857 | 328,831 | 192,303 | 65,016 |
| 1973---- | 792,309 | 2,493,013 | 2,311,479 | 339,443 | 146,168 | 82,873 |
| 1974---- | 1,035,983 | 3,760,308 | 3,492,062 | 693,682 | 395,587 | 144,063 |
| 1975---- | 666,778 | 3,261,201 | 2,988,743 | 789,386 | 387,307 | 213,538 |
| 1976---- | 806,095 | 3,290,631 | 3,038,260 | 557,612 | 227,584 | 129,573 |
| 1977---- | 917,855 | 4,642,656 | 4,306,554 | 766,521 | 413,070 | 179,221 |
| 1978---- | 1,120,894 | 5,264,174 | 4,749,049 | 957,389 | 540,755 | 205,631 |
| 1979---- | 1,364,929 | 5,994,234 | 5,444,382 | 1,092,993 | 705,677 | 197,521 |

| YEAR | SOYBEANS AND PRODS | TOBACCO, UNMFD | TOBACCO, FLUE-CURED | COTTON, EX LINTERS | ESSENTIAL OILS | SEEDS, GARDEN |
|---------------------|--------------------|----------------|---------------------|--------------------|----------------|---------------|
| -- 1,000 DOLLARS -- | | | | | | |
| 1968---- | 1,109,890 | 548,074 | 427,886 | 487,923 | 29,490 | 39,135 |
| 1969---- | 1,115,130 | 507,601 | 400,026 | 299,959 | 29,444 | 44,125 |
| 1970---- | 1,716,894 | 536,700 | 420,829 | 323,351 | 32,343 | 55,243 |
| 1971---- | 2,000,775 | 627,285 | 480,567 | 548,584 | 36,570 | 63,276 |
| 1972---- | 1,887,629 | 540,669 | 417,465 | 467,766 | 34,056 | 62,475 |
| 1973---- | 3,281,467 | 659,815 | 497,898 | 865,722 | 46,619 | 80,670 |
| 1974---- | 4,958,529 | 826,206 | 615,360 | 1,350,757 | 68,433 | 111,578 |
| 1975---- | 4,062,754 | 897,325 | 691,122 | 1,944,690 | 55,948 | 112,198 |
| 1976---- | 4,071,526 | 929,401 | 691,486 | 910,003 | 67,235 | 133,096 |
| 1977---- | 5,658,223 | 1,063,316 | 782,821 | 1,528,814 | 87,206 | 152,116 |
| 1978---- | 6,417,238 | 1,131,794 | 839,348 | 1,693,725 | 84,804 | 166,425 |
| 1979---- | 7,514,988 | 1,292,243 | 959,995 | 1,896,193 | 95,875 | 178,975 |

TABLE 3 --U.S. AGRICULTURAL EXPORTS: QUANTITY OF SELECTED COMMODITIES AND GROUPS, FISCAL YEARS 1968-79

| YEAR | MEATS AND MEAT PROD EX POULTRY | BEEF AND VEAL | PORK | POULTRY MEATS | CHICKEN MEATS, FR, FRZ | VARIETY MEATS |
|----------|--------------------------------------|------------------|----------------|------------------|------------------------------|------------------|
| | METRIC TONS | METRIC TONS | METRIC TONS | METRIC TONS | METRIC TONS | METRIC TONS |
| 1968---- | 143,534 | 12,793 | 25,162 | 72,110 | 39,048 | 96,431 |
| 1969---- | 197,389 | 11,928 | 69,873 | 68,481 | 41,451 | 106,389 |
| 1970---- | 166,201 | 12,395 | 34,968 | 63,486 | 41,057 | 110,006 |
| 1971---- | 178,082 | 17,741 | 26,941 | 66,688 | 47,052 | 123,550 |
| 1972---- | 195,443 | 21,319 | 43,964 | 63,818 | 43,276 | 118,004 |
| 1973---- | 255,188 | 30,833 | 74,851 | 73,393 | 40,174 | 124,711 |
| 1974---- | 242,632 | 30,740 | 39,885 | 85,780 | 55,588 | 129,835 |
| 1975---- | 287,236 | 17,024 | 80,114 | 85,602 | 58,816 | 139,920 |
| 1976---- | 374,217 | 35,205 | 120,153 | 154,920 | 114,942 | 151,487 |
| 1977---- | 418,357 | 38,605 | 117,859 | 194,250 | 156,631 | 183,193 |
| 1978---- | 406,401 | 53,566 | 103,705 | 194,484 | 158,077 | 185,573 |
| 1979---- | 392,702 | 56,905 | 100,972 | 208,389 | 171,026 | 170,368 |

| YEAR | EGGS IN THE SHELL | MILK AND CREAM, FRESH | MILK, EVAP, COND | WHOLE MILK CREAM, DRY | MILK NONFAT DRY | BUTTER |
|----------|----------------------|--------------------------|---------------------|--------------------------|--------------------|----------------|
| | 1,000 DOZEN | 1,000 LITERS | METRIC TONS | METRIC TONS | METRIC TONS | METRIC TONS |
| 1968---- | 20,928 | 5,069 | 30,562 | 6,272 | 158,716 | 1,798 |
| 1969---- | 18,167 | 5,485 | 40,765 | 9,658 | 156,062 | 3,062 |
| 1970---- | 13,562 | 5,201 | 21,355 | 6,146 | 188,523 | 151 |
| 1971---- | 13,111 | 5,788 | 35,210 | 9,593 | 154,316 | 8,861 |
| 1972---- | 13,778 | 5,273 | 26,831 | 16,870 | 155,680 | 51,624 |
| 1973---- | 15,555 | 6,299 | 20,190 | 22,219 | 21,872 | 1,982 |
| 1974---- | 17,041 | 7,911 | 19,250 | 19,859 | 2,999 | 291 |
| 1975---- | 22,445 | 7,340 | 22,738 | 16,272 | 52,616 | 347 |
| 1976---- | 27,187 | 8,218 | 24,809 | 15,987 | 37,522 | 257 |
| 1977---- | 41,553 | 8,074 | 15,098 | 11,380 | 56,408 | 244 |
| 1978---- | 51,226 | 8,654 | 16,845 | 6,512 | 89,316 | 255 |
| 1979---- | 38,145 | 9,146 | 18,135 | 4,807 | 71,967 | 378 |

| YEAR | CHEESE | CATTLE, BREEDING | BABY CHICKS | BABY CHICKS, BREEDER | CATTLE HIDES | ANIMAL FATS, OILS |
|----------|----------------|---------------------|-----------------|----------------------------|-----------------|-------------------------|
| | METRIC TONS | 1,000 NUMBER | 1,000 NUMBER | 1,000 NUMBER | 1,000 NUMBER | 1,000 METRIC TONS |
| 1968---- | 3,028 | 31 | 29,075 | --- | 13,019 | 1,096 |
| 1969---- | 3,441 | 32 | 26,395 | 5,143 | 15,073 | 1,821 |
| 1970---- | 2,976 | 26 | 28,960 | 14,665 | 15,774 | 1,101 |
| 1971---- | 2,975 | 33 | 29,246 | 14,602 | 15,341 | 1,331 |
| 1972---- | 2,983 | 35 | 29,551 | 13,480 | 17,881 | 1,193 |
| 1973---- | 3,178 | 71 | 30,445 | 12,377 | 18,344 | 1,108 |
| 1974---- | 3,372 | 82 | 26,655 | 10,805 | 18,203 | 1,253 |
| 1975---- | 3,589 | 83 | 24,949 | 10,059 | 21,758 | 1,053 |
| 1976---- | 4,180 | 58 | 28,128 | 8,827 | 24,731 | 1,047 |
| 1977---- | 4,693 | 59 | 14,679 | 9,848 | 25,976 | 1,400 |
| 1978---- | 4,944 | 72 | 17,733 | 12,120 | 24,022 | 1,305 |
| 1979---- | 5,012 | 52 | 15,368 | 12,543 | 24,609 | 1,310 |

TABLE 3 --U.S. AGRICULTURAL EXPORTS: QUANTITY OF SELECTED COMMODITIES AND GROUPS, FISCAL YEARS 1968-79--CONTINUED

| YEAR | LARD | TALLOW, INEDIBLE | ALFALFA MEAL AND CUBES | CORN BYPRODUCTS | OILCAKE AND MEAL | SOYBEAN OILCAKE AND MEAL |
|----------|-------------------------|-------------------------|------------------------------|-------------------------|-------------------------|--------------------------------|
| | 1,000 METRIC TONS | 1,000 METRIC TONS | 1,000 METRIC TONS | 1,000 METRIC TONS | 1,000 METRIC TONS | 1,000 METRIC TONS |
| 1968---- | 83 | 931 | 338 | 492 | 2,801 | 2,630 |
| 1969---- | 101 | 854 | 400 | 627 | 2,902 | 2,762 |
| 1970---- | 159 | 846 | 454 | 612 | 3,799 | 3,661 |
| 1971---- | 150 | 1,089 | 405 | 560 | 4,328 | 4,136 |
| 1972---- | 78 | 1,029 | 401 | 740 | 3,670 | 3,452 |
| 1973---- | 57 | 378 | 376 | 863 | 4,652 | 4,304 |
| 1974---- | 73 | 1,080 | 348 | 741 | 5,316 | 5,033 |
| 1975---- | 44 | 896 | 255 | 998 | 4,075 | 3,900 |
| 1976---- | 51 | 930 | 332 | 1,117 | 4,870 | 4,667 |
| 1977---- | 94 | 1,217 | 509 | 1,842 | 4,263 | 4,117 |
| 1978---- | 60 | 1,149 | 464 | 1,839 | 5,886 | 5,562 |
| 1979---- | 44 | 1,183 | 584 | 2,038 | 6,291 | 5,996 |

| YEAR | SOYBEANS | FLAXSEED | SOYBEAN OIL | COTTONSEED OIL | WHEAT AND WHEAT PROD | WHEAT AND WHEAT FLOUR |
|----------|-------------------------|----------------|-------------------------|-------------------------|-------------------------|--------------------------|
| | 1,000 METRIC TONS | METRIC TONS | 1,000 METRIC TONS | 1,000 METRIC TONS | 1,000 METRIC TONS | 1,000 METRIC TONS |
| 1968---- | 7,352 | 163,119 | 439 | 22 | 19,089 | 18,750 |
| 1969---- | 7,789 | 198,323 | 395 | 63 | 14,458 | 14,150 |
| 1970---- | 12,225 | 145,694 | 645 | 206 | 17,679 | 17,350 |
| 1971---- | 11,787 | 52,807 | 791 | 169 | 20,088 | 19,718 |
| 1972---- | 10,957 | 140,945 | 635 | 205 | 18,572 | 18,296 |
| 1973---- | 12,843 | 132,258 | 484 | 264 | 37,343 | 37,022 |
| 1974---- | 15,092 | 14,656 | 652 | 256 | 27,806 | 27,585 |
| 1975---- | 11,486 | 10,312 | 467 | 311 | 30,404 | 30,116 |
| 1976---- | 15,050 | 27,559 | 443 | 227 | 31,127 | 30,881 |
| 1977---- | 15,155 | 203 | 703 | 313 | 25,384 | 25,073 |
| 1978---- | 19,584 | 25,933 | 933 | 344 | 33,627 | 33,208 |
| 1979---- | 20,194 | 3,445 | 1,059 | 300 | 32,980 | 32,538 |

| YEAR | WHEAT | BULGAR AND ROLLED WHEAT | RICE | FEED GRAINS AND PROD | FEED GRAINS | BARLEY |
|----------|-------------------------|-------------------------------|-------------------------|-------------------------|-------------------------|-------------------------|
| | 1,000 METRIC TONS | 1,000 METRIC TONS | 1,000 METRIC TONS | 1,000 METRIC TONS | 1,000 METRIC TONS | 1,000 METRIC TONS |
| 1968---- | 17,193 | 297 | 1,919 | 20,859 | 28,252 | 416 |
| 1969---- | 12,501 | 269 | 1,228 | 16,575 | 16,100 | 195 |
| 1970---- | 15,688 | 287 | 1,775 | 19,618 | 19,199 | 813 |
| 1971---- | 12,227 | 252 | 1,621 | 18,316 | 17,845 | 1,261 |
| 1972---- | 17,070 | 239 | 1,868 | 24,922 | 24,616 | 1,203 |
| 1973---- | 35,867 | 279 | 1,675 | 39,604 | 39,138 | 1,770 |
| 1974---- | 26,756 | 190 | 1,694 | 39,347 | 38,930 | 1,368 |
| 1975---- | 29,271 | 250 | 2,214 | 35,361 | 35,057 | 744 |
| 1976---- | 29,874 | 212 | 1,950 | 50,145 | 49,855 | 727 |
| 1977---- | 25,766 | 268 | 2,319 | 50,908 | 50,602 | 1,840 |
| 1978---- | 31,813 | 416 | 2,276 | 55,945 | 55,584 | 861 |
| 1979---- | 31,340 | 437 | 2,396 | 59,808 | 59,505 | 344 |

TABLE 3 --U.S. AGRICULTURAL EXPORTS: QUANTITY OF SELECTED COMMODITIES AND GROUPS, FISCAL YEARS 1968-79--CONTINUED

| YEAR | CORN | OATS | GRAIN SORGHUMS | RYE | BLENDED FOOD PRODUCTS | FRUIT JUICES |
|----------|-------------------|-------------------|-------------------|-------------|-----------------------|--------------|
| | 1,000 METRIC TONS | 1,000 METRIC TONS | 1,000 METRIC TONS | METRIC TONS | METRIC TONS | LITERS |
| 1968---- | 15,562 | 53 | 4,221 | 58,351 | 2,728 | 131,558 |
| 1969---- | 17,203 | 23 | 2,678 | 20,980 | 15,634 | 116,325 |
| 1970---- | 15,150 | 48 | 3,188 | 6,401 | 82,144 | 139,810 |
| 1971---- | 12,736 | 199 | 3,649 | 132,461 | 188,910 | 135,506 |
| 1972---- | 10,939 | 363 | 3,110 | 4,167 | 233,476 | 132,527 |
| 1973---- | 31,544 | 458 | 5,366 | 554,126 | 231,449 | 154,626 |
| 1974---- | 31,006 | 631 | 5,925 | 417,957 | 165,716 | 165,763 |
| 1975---- | 28,822 | 129 | 5,362 | 73,406 | 179,563 | 147,529 |
| 1976---- | 43,126 | 214 | 5,789 | 11,811 | 144,068 | 170,918 |
| 1977---- | 42,454 | 83 | 6,225 | 711 | 154,895 | 203,692 |
| 1978---- | 40,112 | 219 | 5,392 | 758 | 169,607 | 285,325 |
| 1979---- | 52,885 | 53 | 5,222 | 23,045 | 192,224 | 333,666 |

| YEAR | FRUITS, FRESH | APPLES, FRESH | GRAPES, FRESH | GRAPEFRUITS, FRESH | LEMONS AND LIMES, FRESH | ORANGES AND TANGERINES, FRESH |
|----------|---------------|---------------|---------------|--------------------|-------------------------|-------------------------------|
| | METRIC TONS | METRIC TONS | METRIC TONS | METRIC TONS | METRIC TONS | METRIC TONS |
| 1968---- | 677,392 | 62,246 | 118,524 | 82,315 | 119,147 | 152,320 |
| 1969---- | 783,253 | 34,377 | 113,419 | 110,614 | 107,396 | 275,390 |
| 1970---- | 814,470 | 50,340 | 126,557 | 102,919 | 126,223 | 267,056 |
| 1971---- | 764,688 | 48,538 | 94,350 | 98,668 | 132,112 | 245,914 |
| 1972---- | 990,417 | 54,438 | 143,739 | 181,706 | 151,129 | 298,526 |
| 1973---- | 1,012,739 | 67,791 | 91,495 | 194,975 | 201,177 | 285,812 |
| 1974---- | 1,122,967 | 85,618 | 97,069 | 235,551 | 194,779 | 323,938 |
| 1975---- | 1,300,289 | 106,063 | 102,808 | 233,648 | 197,992 | 473,094 |
| 1976---- | 1,371,546 | 111,269 | 127,565 | 274,771 | 204,352 | 460,627 |
| 1977---- | 1,344,686 | 123,671 | 89,632 | 277,282 | 240,987 | 423,053 |
| 1978---- | 1,320,256 | 142,359 | 102,155 | 260,840 | 220,070 | 354,439 |
| 1979---- | 1,284,310 | 154,780 | 124,656 | 279,017 | 188,647 | 317,977 |

| YEAR | PEARS, FRESH | PEACHES, NECTARINES, FRESH | PRUNES, PLUMS, FRESH | PRUNES, DRIED | RAISINS, DRIED | FRUITS, CANNED |
|----------|--------------|----------------------------|----------------------|---------------|----------------|----------------|
| | METRIC TONS | METRIC TONS | METRIC TONS | METRIC TONS | METRIC TONS | METRIC TONS |
| 1968---- | 27,665 | 18,159 | 10,794 | 40,653 | 62,903 | 128,847 |
| 1969---- | 22,151 | 20,645 | 8,533 | 41,615 | 65,463 | 162,912 |
| 1970---- | 17,979 | 18,410 | 12,042 | 36,286 | 65,189 | 189,781 |
| 1971---- | 17,548 | 18,668 | 10,316 | 31,319 | 55,917 | 146,655 |
| 1972---- | 28,030 | 22,939 | 15,324 | 42,203 | 66,661 | 157,346 |
| 1973---- | 28,438 | 27,311 | 15,705 | 32,296 | 18,158 | 168,899 |
| 1974---- | 34,279 | 24,352 | 19,155 | 53,704 | 47,612 | 141,166 |
| 1975---- | 33,237 | 24,053 | 17,787 | 44,862 | 53,114 | 126,104 |
| 1976---- | 37,594 | 29,059 | 19,151 | 58,591 | 66,228 | 128,558 |
| 1977---- | 27,489 | 27,620 | 21,482 | 47,912 | 34,295 | 144,042 |
| 1978---- | 35,746 | 29,510 | 23,399 | 52,648 | 52,657 | 178,245 |
| 1979---- | 30,084 | 30,017 | 20,175 | 43,261 | 20,197 | 138,225 |

TABLE 3 --U.S. AGRICULTURAL EXPORTS: QUANTITY OF SELECTED COMMODITIES AND GROUPS, FISCAL YEARS 1968-79--CONTINUED

| YEAR | PEACHES, CANNED | PINEAPPLES, CANNED | FRUIT MIXTURES, CANNED | BEANS, DRIED | PEAS, DRIED | DRIED LENTILS |
|----------|--------------------|-----------------------|------------------------------|-----------------|----------------|------------------|
| | METRIC TONS | METRIC TONS | METRIC TONS | METRIC TONS | METRIC TONS | METRIC TONS |
| 1968---- | 42,800 | 27,885 | 44,566 | 97,944 | 82,374 | 27,146 |
| 1969---- | 66,953 | 26,928 | 51,972 | 126,956 | 121,158 | 19,492 |
| 1970---- | 90,059 | 27,995 | 55,553 | 191,745 | 129,237 | 30,245 |
| 1971---- | 65,543 | 32,155 | 32,400 | 143,886 | 89,932 | 22,794 |
| 1972---- | 63,545 | 27,192 | 42,678 | 113,633 | 128,165 | 36,270 |
| 1973---- | 54,174 | 39,187 | 45,546 | 178,368 | 109,785 | 38,447 |
| 1974---- | 50,023 | 19,812 | 46,333 | 143,949 | 61,947 | 17,980 |
| 1975---- | 39,939 | 20,060 | 39,146 | 227,473 | 95,246 | 37,713 |
| 1976---- | 47,264 | 15,680 | 36,962 | 132,027 | 81,548 | 44,373 |
| 1977---- | 53,565 | 17,786 | 41,318 | 185,085 | 19,649 | 32,515 |
| 1978---- | 82,252 | 14,404 | 43,135 | 199,405 | 39,506 | 11,536 |
| 1979---- | 55,589 | 11,848 | 42,599 | 228,373 | 90,535 | 38,961 |

| YEAR | VEGETABLES, FRESH | POTATOES, WHITE FRESH | TOMATOES, FRESH | LETTUCE | VEGETABLES, CANNED | TOMATOES, CANNED |
|----------|----------------------|-----------------------------|--------------------|----------------|-----------------------|---------------------|
| | METRIC TONS | METRIC TONS | METRIC TONS | METRIC TONS | METRIC TONS | METRIC TONS |
| 1968---- | 576,638 | 158,433 | 51,938 | 117,738 | 43,920 | 2,904 |
| 1969---- | 505,576 | 118,086 | 42,827 | 122,887 | 48,980 | 5,545 |
| 1970---- | 514,251 | 145,018 | 39,820 | 117,986 | 55,800 | 9,370 |
| 1971---- | 524,059 | 131,358 | 46,834 | 125,590 | 43,931 | 7,093 |
| 1972---- | 617,316 | 159,738 | 58,748 | 151,962 | 47,826 | 7,958 |
| 1973---- | 597,121 | 191,146 | 68,706 | 168,284 | 68,041 | 10,570 |
| 1974---- | 711,987 | 257,176 | 68,993 | 127,483 | 104,395 | 11,651 |
| 1975---- | 704,948 | 180,769 | 88,834 | 146,490 | 86,832 | 10,348 |
| 1976---- | 1,047,041 | 479,179 | 94,205 | 162,142 | 99,635 | 15,905 |
| 1977---- | 1,112,486 | 467,748 | 78,374 | 162,836 | 125,483 | 10,868 |
| 1978---- | 798,951 | 156,565 | 93,956 | 172,165 | 174,280 | 12,300 |
| 1979---- | 777,627 | 129,547 | 110,007 | 151,553 | 145,762 | 17,928 |

| YEAR | HOPS AND HOP EXTRACT EQ | TOBACCO, UNMFD | TOBACCO, FLUE-CURED | TOBACCO, BURLEY | ESSENTIAL OILS | COTTON, EX LINTERS |
|----------|-------------------------------|-------------------|------------------------|--------------------|-------------------|-----------------------|
| | METRIC TONS | METRIC TONS | METRIC TONS | METRIC TONS | METRIC TONS | 1,000 BALES |
| 1968---- | 10,456 | 286,257 | 206,749 | 19,596 | 4,816 | 4,160 |
| 1969---- | 9,629 | 252,149 | 181,152 | 20,721 | 5,264 | 2,544 |
| 1970---- | 8,200 | 252,677 | 176,287 | 21,644 | 6,056 | 2,653 |
| 1971---- | 10,941 | 288,118 | 197,950 | 20,023 | 6,162 | 4,037 |
| 1972---- | 15,332 | 237,645 | 160,613 | 19,660 | 5,426 | 2,896 |
| 1973---- | 13,551 | 272,530 | 177,295 | 26,220 | 6,884 | 5,463 |
| 1974---- | 11,569 | 313,476 | 200,247 | 30,509 | 9,002 | 5,537 |
| 1975---- | 11,145 | 273,616 | 183,432 | 24,112 | 4,741 | 3,943 |
| 1976---- | 12,134 | 272,898 | 175,654 | 32,513 | 6,578 | 3,212 |
| 1977---- | 12,629 | 289,714 | 186,018 | 39,490 | 7,425 | 4,330 |
| 1978---- | 10,817 | 272,488 | 172,614 | 38,150 | 8,619 | 5,750 |
| 1979---- | 13,600 | 286,838 | 188,346 | 38,967 | 11,097 | 5,829 |

Table 4 --Export quantities of selected commodities, October-September 1972-79 1/

| Commodity | 1972 | 1973 | 1974 | 1975 | 1976 | 1977 | 1978 | 1979 2/ |
|------------------------------------|--------|---------|--------|--------|---------|---------|---------|---------|
| -- 1,000 metric tons -- | | | | | | | | |
| Animal products: | | | | | | | | |
| Fats, oils, and greases | 1,193 | 1,108 | 1,253 | 1,053 | 1,047 | 1,400 | 1,315 | 1,310 |
| Meats and products | 195 | 255 | 243 | 287 | 374 | 418 | 406 | 393 |
| Poultry meats, fresh or frozen ... | 60 | 68 | 82 | 84 | 152 | 191 | 191 | 204 |
| Grains: | | | | | | | | |
| Wheat and products | 18,572 | 37,343 | 27,806 | 30,404 | 31,126 | 25,384 | 33,627 | 32,980 |
| Feed grains and products | 24,922 | 39,604 | 39,347 | 33,361 | 50,145 | 50,908 | 55,584 | 59,505 |
| Rice | 1,868 | 1,675 | 1,694 | 2,214 | 1,950 | 2,319 | 2,276 | 2,396 |
| Oilseeds: | | | | | | | | |
| Soybeans | 10,957 | 12,843 | 15,092 | 11,486 | 15,050 | 15,156 | 19,686 | 20,194 |
| Oilcake and meal | 3,670 | 4,652 | 5,316 | 4,075 | 4,870 | 4,263 | 5,886 | 6,291 |
| Safflower seed | 69 | 61 | 46 | 48 | 33 | 28 | 36 | 52 |
| Sunflower seed 3/ | NA | NA | 68 | 151 | 312 | 403 | 906 | 1,342 |
| Peanuts 4/ | 189 | 184 | 231 | 262 | 137 | 281 | 356 | 380 |
| Vegetable oil and waxes | 1,046 | 1,044 | 1,142 | 988 | 966 | 1,221 | 1,532 | 1,563 |
| Other: | | | | | | | | |
| Fruits and preparations 5/ | 1,266 | 1,241 | 1,374 | 1,533 | 1,637 | 1,582 | 1,617 | 1,499 |
| Nuts and preparations | 63 | 50 | 71 | 88 | 111 | 119 | 133 | 109 |
| Vegetables and preparations 6/ .. | 943 | 1,092 | 1,040 | 1,152 | 1,408 | 1,525 | 1,174 | 1,282 |
| Tobacco, unmanufactured | 238 | 273 | 313 | 274 | 273 | 290 | 272 | 287 |
| Cotton | 630 | 1,188 | 1,204 | 857 | 698 | 989 | 1,317 | 1,341 |
| Feeds and fodders 7/ | 1,316 | 1,473 | 1,317 | 1,456 | 1,691 | 2,662 | 2,670 | 2,964 |
| Seeds | 101 | 146 | 149 | 108 | 137 | 126 | 245 | 196 |
| Other | 1,314 | 2,272 | 2,098 | 1,646 | 1,987 | 2,601 | 2,530 | 3,208 |
| Total | 68,612 | 106,572 | 99,886 | 93,527 | 114,104 | 111,866 | 131,759 | 137,496 |

1/ Year ended September 30.

2/ Preliminary.

3/ Not separately classified prior to 1974.

4/ Includes oilstock and edible nuts.

5/ Includes fresh, canned, and dried fruits.

6/ Includes fresh vegetables, canned vegetables, and pulses.

7/ Includes prepared animal feeds, corn byproducts, and alfalfa meal and cubes.

Table 5 --Value of agricultural imports, fiscal years 1968-79

| Year | Supplementary | Complementary | Total agricultural | Percentage supplementary of total agricultural | |
|----------------|--------------------|--------------------|-----------------------|---|---------|
| | | | | Imports | Exports |
| | Million dollars | Million dollars | Million dollars | Percent | Percent |
| 1968 | 2,955 | 1,978 | 4,933 | 60 | 47 |
| 1969 | 3,043 | 1,788 | 4,831 | 63 | 53 |
| 1970 | 3,492 | 2,194 | 5,686 | 61 | 50 |
| 1971 | 3,817 | 2,311 | 6,128 | 62 | 48 |
| 1972 | 3,974 | 1,962 | 5,936 | 67 | 48 |
| 1973 | 5,014 | 2,723 | 7,737 | 65 | 33 |
| 1974 | 6,713 | 3,344 | 10,057 | 67 | 31 |
| 1975 | 6,609 | 2,861 | 9,470 | 70 | 30 |
| 1976 | 6,305 | 4,209 | 10,514 | 60 | 28 |
| 1977 | 6,554 | 6,804 | 13,357 | 49 | 27 |
| 1978 | 7,314 | 6,572 | 13,886 | 53 | 27 |
| 1979 | 9,075 | 7,111 | 16,187 | 56 | 28 |

Table 6--U.S. agricultural exports: Value by commodity or commodity group, fiscal years 1978 and 1979

| Commodity or commodity group | 1978 | 1979 | Change |
|----------------------------------|---------------|------------|---------|
| | 1,000 dollars | | Percent |
| Total agricultural exports | 27,290,803 | 31,975,422 | +17 |
| Animals and animal products | 2,828,251 | 3,642,719 | +29 |
| Dairy products | 155,809 | 116,128 | -25 |
| Cattle hides, whole | 548,913 | 883,177 | +61 |
| Furskins | 209,785 | 323,668 | +54 |
| Hides and skins, other | 62,859 | 95,307 | +52 |
| Live animals, excl. poultry | 137,501 | 160,007 | +16 |
| Meat and meat products | 688,224 | 844,111 | +23 |
| Oils and fats | 573,797 | 704,788 | +23 |
| Poultry products | 331,763 | 368,130 | +11 |
| Other animal products | 119,600 | 147,403 | +23 |
| Cotton, raw, excl. linters | 1,693,725 | 1,896,193 | +12 |
| Grains and preparations | 10,909,971 | 12,609,625 | +16 |
| Feedgrains, excl. products | 5,750,663 | 6,707,024 | +17 |
| Rice | 872,565 | 884,189 | +1 |
| Wheat and wheat products | 4,138,653 | 4,862,010 | +17 |
| Other | 148,090 | 156,402 | +6 |
| Feeds and fodders, excl. oilcake | 574,839 | 773,711 | +35 |
| Alfalfa products | 45,173 | 60,201 | +33 |
| Corn byproducts | 237,088 | 319,756 | +35 |
| Livestock feeds, prepared | 85,595 | 81,981 | -4 |
| Other | 206,983 | 311,773 | +51 |
| Fruits and preparations | 976,477 | 1,042,445 | +7 |
| Canned | 114,423 | 105,477 | -8 |
| Dried | 151,061 | 126,292 | -16 |
| Fresh citrus | 306,620 | 353,625 | +15 |
| Other, fresh | 224,072 | 257,364 | +15 |
| Other | 180,301 | 199,687 | +11 |
| Nuts and preparations | 287,707 | 448,572 | +56 |
| Almonds | 158,438 | 169,487 | +7 |
| Peanuts ^{1/} | 15,129 | 143,190 | --- |
| Walnuts | 48,951 | 53,354 | +9 |
| Other | 65,189 | 82,541 | +27 |
| Vegetables and preparations | 649,012 | 756,246 | +17 |
| Canned | 89,605 | 104,706 | +17 |
| Dried pulses | 114,059 | 153,600 | +35 |
| Fresh and frozen | 254,458 | 273,116 | +7 |
| Other | 190,890 | 224,824 | +18 |
| Oilseeds and products | 7,440,305 | 8,554,089 | +15 |
| Oilcake and meal | 1,175,812 | 1,414,638 | +20 |
| Oil, soybean and cottonseed | 746,386 | 903,198 | +21 |
| Soybeans | 4,749,049 | 5,444,382 | +15 |
| Other | 769,058 | 791,871 | +3 |
| Tobacco, unmanufactured | 1,131,794 | 1,292,243 | +14 |
| Other | 798,722 | 959,579 | +20 |

N.A. = Not available. ^{1/} Included with oilseeds prior to Jan. 1, 1979.

TABLE 7 --U.S. AGRICULTURAL EXPORTS: QUANTITY AND VALUE BY COMMODITY
FISCAL YEARS 1978 AND 1979

| SCHD.B NUMBER | COMMODITY | UNIT | QUANTITY | | VALUE | |
|------------------|--------------------------------|------|------------|------|--------------------|--------------------|
| | | | 1978 | 1979 | 1978 1,000 DOL. | 1979 1,000 DOL. |
| 0011010 | CATTLE-DAIRY, FOR BREEDING | NO | 20,212 | 0 | 15,278 | 0 |
| 0012000 | SHEEP, LAMBS, AND GOATS-LIVE | NO | 71,018 | 0 | 1,326 | 0 |
| 0014030 | POULTRY, NEC-DOMESTIC, LIVE | MT | 1,907 | 0 | 2,038 | 0 |
| 0019000 | ANIMALS FOR FOOD, NEC-LIVE | NA | --- | --- | 134 | 0 |
| 0111010 | BEEF-EX OFFALS,FRESH,FROZEN | MT | 10,745 | 0 | 33,062 | 0 |
| 0111020 | VEAL-EX OFFALS,FRESH,FROZEN | MT | 753 | 0 | 1,455 | 0 |
| 0112000 | SHEEP & GOAT MEAT-FR,FROZEN | MT | 485 | 0 | 1,528 | 0 |
| 0113030 | PORK,NEC-EX OFFALS,FR,FROZEN | MT | 20,498 | 0 | 38,072 | 0 |
| 0114040 | POULTRY,NEC-FRESH,FROZEN | MT | 1,762 | 0 | 2,278 | 0 |
| 0116020 | VEAL TONGUES-FRESH, FROZEN | MT | 105 | 0 | 130 | 0 |
| 0116025 | VEAL LIVERS-FRESH, FROZEN | MT | 60 | 0 | 52 | 0 |
| 0116030 | VEAL OFFALS,NEC-FRESH,FROZEN | MT | 183 | 0 | 168 | 0 |
| 0116050 | EDIBLE OFFALS,NEC-FR,FROZEN | MT | 442 | 0 | 471 | 0 |
| 0119910 | MEAT,NEC,EX SMALL GAME-FR,FRZ | MT | 11,850 | 0 | 18,057 | 0 |
| 0119920 | MEAT,NEC,SMALL GAME-FR,FROZEN | MT | 192 | 0 | 277 | 0 |
| 0121030 | PORK, NEC-CURED,EXCEPT CANNED | MT | 655 | 0 | 905 | 0 |
| 0121040 | PORK-CURED, CANNED | MT | 570 | 0 | 1,035 | 0 |
| 0129010 | BEEF-CURED, EXCEPT CANNED | MT | 190 | 0 | 360 | 0 |
| 0129015 | POULTRY-D,DR,SALTED,SMOKED,CND | MT | 353 | 0 | 712 | 0 |
| 0129025 | MEAT & OFFALS,NEC-DRD,ETC,CND | MT | 137 | 0 | 808 | 0 |
| 0129030 | MEAT & OFFALS,NEC-CURED | MT | 223 | 0 | 301 | 0 |
| 0134010 | SAUSAGE,FRANKS,ETC-CANNED | MT | 424 | 0 | 786 | 0 |
| 0134020 | SAUSAGE,FRANKS,ETC-EX CANNED | MT | 535 | 0 | 1,329 | 0 |
| 0138010 | POULTRY, NEC-EX SOUP,CANNED | MT | 232 | 0 | 275 | 0 |
| 0138020 | MEAT SPECIALTIES, NEC-CANNED | MT | 305 | 0 | 375 | 0 |
| 0138030 | MEAT,MEAT PRODUCTS,NEC-CANNED | MT | 2,066 | 0 | 3,008 | 0 |
| 0138040 | POULTRY PRODUCTS,NEC-EX CND | MT | 136 | 0 | 258 | 0 |
| 0138050 | MEAT,MEAT PRODUCTS,NEC-EX CND | MT | 89 | 0 | 294 | 0 |
| 0221010 | MILK,CREAM-EVAPORATED,EX BULK | MT | 3,672 | 0 | 2,313 | 0 |
| 0221020 | MILK,CREAM-CONDENSED,EX BULK | MT | 322 | 0 | 206 | 0 |
| 0221030 | MILK,CREAM-EVAP,COND,IN BULK | MT | 284 | 0 | 117 | 0 |
| 0222010 | MILK-WHOLE, DRY | MT | 1,886 | 0 | 1,737 | 0 |
| 0222020 | CREAM-DRY | MT | 84 | 0 | 122 | 0 |
| 0222040 | MILK-NONFAT DRY,EX BULK,N/R | MT | 158 | 0 | 194 | 0 |
| 0222050 | MILK-NONFAT DRY,IN BULK,N/R | MT | 3,788 | 0 | 5,873 | 0 |
| 0223000 | MILK AND CREAM-FRESH | MLT | 2,755 | 0 | 1,748 | 0 |
| 0230010 | BUTTER-RELIEF | MT | 3 | 0 | 8 | 0 |
| 0230020 | BUTTER-NOT RELIEF | MT | 89 | 0 | 247 | 0 |
| 0230030 | ANHYDROUS MILK FAT-RELIEF | MT | 1 | 0 | 2 | 0 |
| 0230040 | ANHYDROUS MILK FAT-NOT RELIEF | MT | 6 | 0 | 22 | 0 |
| 0240010 | CHEESE AND CURD-RELIEF | MT | 1 | 0 | 1 | 0 |
| 0240020 | CHEESE AND CURD-NOT RELIEF | MT | 644 | 0 | 1,963 | 0 |
| 0240030 | CHEESE-COTTAGE | MT | 157 | 0 | 273 | 0 |
| 0240040 | CHEESE-PROCESSED AMERICAN | MT | 168 | 0 | 467 | 0 |
| 0240050 | CHEESE-PROCESSED, NEC | MT | 377 | 0 | 1,116 | 0 |
| 0422022 | RICE-PARBOILED, LONG GRAIN | MT | 106,909 | 0 | 48,438 | 0 |
| 0422024 | RICE-PARBOILED, MEDIUM GRAIN | MT | 61 | 0 | 33 | 0 |
| 0422026 | RICE-PARBOILED, SHORT GRAIN | MT | 52 | 0 | 28 | 0 |
| 0422028 | RICE-PARBOILED, MIXED | MT | 1 | 0 | 2 | 0 |
| 0440050 | CORN, WHITE, EX SEED | MT | 4,428 | 0 | 632 | 0 |
| 0440060 | CORN, YELLOW, EX SEED | MT | 10,528,423 | 0 | 983,818 | 0 |
| 0459020 | CEREAL GRAINS,NEC-UNMILLED | MT | 23,467 | 0 | 5,682 | 0 |
| 0460110 | WHEAT FLOUR-RELIEF | MT | 36,056 | 0 | 6,194 | 0 |
| 0460120 | WHEAT FLOUR-ALL U.S.WHEAT,N/R | MT | 111,045 | 0 | 21,455 | 0 |
| 0460130 | DURUM FLOUR AND SEMOLINA | MT | 215 | 0 | 63 | 0 |
| 0460140 | WHEAT FLOUR-NOT ALL U.S.WHEAT | MT | 1,274 | 0 | 330 | 0 |
| 0460150 | WHEAT FLOUR, NEC | MT | 4,116 | 0 | 652 | 0 |
| 0460210 | WHEAT MEAL & GROATS-RELIEF | MT | 604 | 0 | 149 | 0 |
| 0460220 | WHEAT MEAL & GROATS-N/RELIEF | MT | 713 | 0 | 98 | 0 |
| 0470100 | CEREAL FLOUR-NONWHEAT | MT | 6,774 | 0 | 1,050 | 0 |
| 0470250 | CEREAL MEAL AND GROATS, NEC | MT | 5,436 | 0 | 1,033 | 0 |
| 0481120 | ROLLED WHEAT-RELIEF | MT | 166 | 0 | 71 | 0 |
| 0481130 | CEREAL-PREP FOR COOKING,R | MT | 2,858 | 0 | 777 | 0 |
| 0481150 | WHEAT CEREAL, NEC-NOT RELIEF | MT | 208 | 0 | 159 | 0 |
| 0481170 | CEREAL-PREP FOR COOKING,N/R | MT | 141 | 0 | 60 | 0 |

TABLE 7 --U.S. AGRICULTURAL EXPORTS: QUANTITY AND VALUE BY COMMODITY
FISCAL YEARS 1978 AND 1979--CONTINUED

| SCHD.B NUMBER | COMMODITY | UNIT | QUANTITY | | VALUE | |
|------------------|----------------------------------|------|----------|------|--------------------|--------------------|
| | | | 1978 | 1979 | 1978 1,000 DOL. | 1979 1,000 DOL. |
| 0484010 | BAKERY PRODUCTS-EXCEPT FROZEN | MT | 4,584 | 0 | 5,608 | 0 |
| 0484020 | BAKERY PRODUCTS-FROZEN | MT | 2,065 | 0 | 1,637 | 0 |
| 0488210 | INFANTS DIETARY SUPPLEMENTS | MT | 2,091 | 0 | 4,862 | 0 |
| 0488220 | MALTED MILK, COMPOUNDS, ETC | MT | 53 | 0 | 111 | 0 |
| 0488230 | CEREAL-PREPARED BABY FOOD | MT | 95 | 0 | 96 | 0 |
| 0488249 | DIETETIC FOODS, NEC | MT | 232 | 0 | 471 | 0 |
| 0488250 | FLOUR-PANCAKE, OTHER MIXES | MT | 1,844 | 0 | 1,247 | 0 |
| 0488260 | PREP OF FLOUR, STARCH, ETC | MT | 457 | 0 | 579 | 0 |
| 0511010 | ORANGES-FRESH | MT | 51,703 | 0 | 19,103 | 0 |
| 0511020 | TANGERINES, CLEMENTINES-FRESH | MT | 8,716 | 0 | 2,460 | 0 |
| 0512010 | LEMONS-FRESH | MT | 41,842 | 0 | 15,443 | 0 |
| 0512020 | LIMES-FRESH | MT | 303 | 0 | 91 | 0 |
| 0512030 | GRAPEFRUIT-FRESH | MT | 49,289 | 0 | 11,516 | 0 |
| 0512040 | CITRUS FRUITS, NEC-FRESH | MT | 83 | 0 | 29 | 0 |
| 0517100 | COCONUTS, BRAZIL, CASHEW NUTS | MT | 441 | 0 | 626 | 0 |
| 0517290 | NUTS-EDIBLE, FRESH, DRIED, NEC | MT | 1,296 | 0 | 2,745 | 0 |
| 0519330 | CHERRIES-FRESH | MT | 221 | 0 | 184 | 0 |
| 0519340 | STONE FRUIT-EX TROPICAL, FRESH | MT | 147 | 0 | 25 | 0 |
| 0519420 | BERRIES, NEC-FRESH | MT | 2,031 | 0 | 1,183 | 0 |
| 0519500 | TROPICAL FRUIT, NEC-FRESH | MT | 2,254 | 0 | 1,861 | 0 |
| 0519720 | MELONS, NEC-FRESH | MT | 3,519 | 0 | 1,217 | 0 |
| 0519730 | FRUIT, NEC-FRESH | MT | 3,733 | 0 | 1,592 | 0 |
| 0520120 | TROPICAL FRUIT-DRIED, EX DATES | MT | 33 | 0 | 43 | 0 |
| 0520930 | PEARS-DRIED | MT | 78 | 0 | 100 | 0 |
| 0520940 | APRICOTS-DRIED | MT | 220 | 0 | 559 | 0 |
| 0520950 | PEACHES-DRIED | MT | 170 | 0 | 188 | 0 |
| 0520970 | FRUIT, NEC-DRIED | MT | 799 | 0 | 577 | 0 |
| 0533020 | FRUIT-PUREE, PASTE, AND PULP | MT | 535 | 0 | 367 | 0 |
| 0535020 | PEAR JUICE, NECTAR-CND, NOT FRZ | MLT | 146 | 0 | 79 | 0 |
| 0535025 | MIX CITRUS JUICE-CND, NOT FRZ | MLT | 433 | 0 | 170 | 0 |
| 0535030 | FRUIT JUICE, NEC-CND, NOT FRZ | MLT | 7,748 | 0 | 2,470 | 0 |
| 0535035 | PINEAPPLE JUICE-CONC, HOT PACK | MLT | 243 | 0 | 212 | 0 |
| 0535040 | ORANGE JUICE-CONC, HOT PACK | MLT | 1,032 | 0 | 1,531 | 0 |
| 0535045 | GRAPEFRUIT JUICE-CONC, HOT PK | MLT | 170 | 0 | 151 | 0 |
| 0535050 | FRUIT, NEC, JUICE-CONC, HOT PACK | MLT | 2,475 | 0 | 2,052 | 0 |
| 0535052 | ORANGE JUICE-CONC, N/O 16 OZ | MLT | 5,720 | 0 | 9,006 | 0 |
| 0535054 | ORANGE JUICE-CONC, OY 16 OZ | MLT | 1,407 | 0 | 2,061 | 0 |
| 0535065 | FRUIT, NEC, JUICE-CONC, FROZEN | MLT | 2,819 | 0 | 2,589 | 0 |
| 0536510 | BERRIES-FROZEN | MT | 1,314 | 0 | 1,022 | 0 |
| 0536520 | CHERRIES-FROZEN | MT | 1,436 | 0 | 936 | 0 |
| 0536530 | FRUIT, NEC-FROZEN | MT | 502 | 0 | 307 | 0 |
| 0536600 | FRUIT, NEC-PREP, PRES, NOT CND | MT | 2,799 | 0 | 1,141 | 0 |
| 0539010 | GRAPEFRUIT-PREP, PRES, CANNED | MT | 190 | 0 | 125 | 0 |
| 0539023 | CHERRIES-EX MARASCHINO, CND | MT | 2,036 | 0 | 2,213 | 0 |
| 0539040 | FRUIT COCKTAIL-PREP, PRES, CND | MT | 12,479 | 0 | 8,114 | 0 |
| 0539045 | FRUIT, NEC-PREP, PRES, CANNED | MT | 3,687 | 0 | 2,637 | 0 |
| 0539055 | PEANUTS, NEC-PREPARED, PRES | MT | 2,296 | 0 | 2,404 | 0 |
| 0539060 | NUTS-EX PEANUTS, PREPARED, PRES | MT | 3,173 | 0 | 9,084 | 0 |
| 0542005 | BEANS-EX SEED, DRIED, RELIEF | MT | 1,281 | 0 | 126 | 0 |
| 0542020 | BEANS-LARGE LIMA, EX SEED, ORD | MT | 392 | 0 | 236 | 0 |
| 0542025 | BEANS-BABY LIMA, EX SEED, DRIED | MT | 3,409 | 0 | 1,409 | 0 |
| 0542055 | BEANS-SEED | MT | 2,243 | 0 | 2,009 | 0 |
| 0542075 | PEAS, NEC-EX SEED, DRIED | MT | 4,502 | 0 | 2,284 | 0 |
| 0545020 | ONIONS-FRESH | MT | 19,468 | 0 | 4,591 | 0 |
| 0545085 | VEGETABLES, NEC-FRESH | MT | 18,124 | 0 | 8,869 | 0 |
| 0546100 | VEGETABLES-FROZEN | MT | 11,115 | 0 | 6,804 | 0 |
| 0546200 | VEGETABLES-TEMPORARILY PRES | MT | 446 | 0 | 234 | 0 |
| 0548100 | ROOTS & TUBERS-FRESH, DRIED | MT | 1,828 | 0 | 567 | 0 |
| 0548400 | HOPS-FRESH, DRIED | MT | 1,463 | 0 | 3,230 | 0 |
| 0548700 | VEG PRODUCTS, NEC-FRESH, DRIED | MT | 344 | 0 | 351 | 0 |
| 0551020 | VEGETABLES, NEC-DEHYDRATED | MT | 4,931 | 0 | 8,737 | 0 |
| 0554300 | POTATO-EX SWEET, FLAKES, ETC | MT | 4,411 | 0 | 3,010 | 0 |
| 0554900 | FRUIT, VEG, NEC-FLOUR, FLAKES | MT | 529 | 0 | 449 | 0 |
| 0555005 | VEG-BABY FOOD, PREP, PRES, CND | MT | 1,016 | 0 | 1,070 | 0 |
| 0555020 | PEAS-PREPARED, PREP, CANNED | MT | 776 | 0 | 390 | 0 |

TABLE 7--U.S. AGRICULTURAL EXPORTS: QUANTITY AND VALUE BY COMMODITY
FISCAL YEARS 1978 AND 1979--CONTINUED

| SCHED. B NUMBER | COMMODITY | UNIT | QUANTITY | | VALUE | |
|--------------------|-------------------------------|------|------------|------------|--------------------|--------------------|
| | | | 1978 | 1979 | 1978 1,000 DOL. | 1979 1,000 DOL. |
| 0555025 | BEANS-EX DRY,PREP,PRES,CND | MT | 1,861 | 0 | 735 | 0 |
| 0555035 | VEGETABLES,NEC-PREP,PRES,CND | MT | 4,636 | 0 | 2,902 | 0 |
| 0555040 | TOMATO PUREE & CONCENTRATES | MT | 3,702 | 0 | 3,439 | 0 |
| 0555050 | OLIVES-GREEN,PREPARED IN BULK | MT | 22 | 0 | 25 | 0 |
| 0555055 | OLIVES-PREPARED,PRES,CANNED | MT | 414 | 0 | 702 | 0 |
| 0555060 | VEGETABLES,NEC-PREPARED,PRES | MT | 1,013 | 0 | 968 | 0 |
| 0613000 | SUGAR-CANE, BEET | MT | 2,428 | 0 | 978 | 0 |
| 0615010 | MOLASSES-FEED & INDUSTRIAL | MT | 40,437 | 0 | 1,360 | 0 |
| 0615020 | MOLASSES-EDIBLE | MT | 288 | 0 | 39 | 0 |
| 0619010 | DEXTRASE-EX PHARMACEUTICAL | MT | 5,652 | 0 | 1,697 | 0 |
| 0619020 | GLUCOSE-EX PHARMACEUTICAL | MT | 1,648 | 0 | 470 | 0 |
| 0619040 | SIRUPS | MT | 1,256 | 0 | 1,997 | 0 |
| 0619050 | SUGARS-INC SUGAR SIRUP | MT | 444 | 0 | 144 | 0 |
| 0620115 | CONFECTIONERY NOT CONT COCOA | MT | 3,319 | 0 | 4,783 | 0 |
| 0620215 | SUGAR-FLOVORED OR COLORED | MT | 849 | 0 | 1,163 | 0 |
| 0620220 | SIRUP,MOLASSES-FLAVOR,COLOR | MT | 341 | 0 | 827 | 0 |
| 0722000 | COCOA-UNSWEETENED POWDER | MT | 644 | 0 | 1,380 | 0 |
| 0723000 | COCOA-PASTE, BUTTER | MT | 52 | 0 | 145 | 0 |
| 0730020 | CONFECTIONERY CONT COCOA | MT | 3,399 | 0 | 7,128 | 0 |
| 0730030 | CHOCOLATE COATINGS | MT | 68 | 0 | 135 | 0 |
| 0730040 | CHOCOLATE, NEC-PREPARED | MT | 1,217 | 0 | 1,552 | 0 |
| 0741000 | TEA | MT | 72 | 0 | 399 | 0 |
| 0751000 | PEPPER | MT | 204 | 0 | 544 | 0 |
| 0752200 | CINNAMON | MT | 127 | 0 | 276 | 0 |
| 0752800 | SPICES, NEC | MT | 804 | 0 | 2,341 | 0 |
| 0811100 | CEREAL STRAW AND HUSKS | MT | 936 | 0 | 54 | 0 |
| 0811250 | HAY,FODDER,ROOTS,LUPINES,ETC | MT | 33,580 | 0 | 3,132 | 0 |
| 0811900 | VEG PRODUCTS-ANIMAL FEED,NEC | MT | 40,743 | 0 | 4,393 | 0 |
| 0812025 | CORN-BYPRODUCTS | MT | 44,947 | 0 | 6,246 | 0 |
| 0812030 | RICE BRAN AND POLISHINGS | MT | 15,750 | 0 | 1,209 | 0 |
| 0812040 | CEREAL GRAIN,NEC-BYPRODUCTS | MT | 5,774 | 0 | 493 | 0 |
| 0813030 | OIL CAKE AND MEAL-SOYBEAN | MT | 1,164,636 | 0 | 219,789 | 0 |
| 0813050 | OIL CAKE & MEAL,RESIDUES,NEC | MT | 11,014 | 0 | 1,957 | 0 |
| 0819200 | COCOA SMELLS,HUSKS,WASTE | MT | 209 | 0 | 84 | 0 |
| 0819320 | SUGAR-BYPRODUCTS | MT | 85,613 | 0 | 10,432 | 0 |
| 0819340 | BREWING,STARCH,ETC-BYPRODUCTS | MT | 37,818 | 0 | 4,764 | 0 |
| 0819700 | FOOD WASTES, NEC | NA | --- | --- | 179 | 0 |
| 0819950 | DOG AND CAT FOOD | MT | 11,890 | 0 | 6,236 | 0 |
| 0819980 | ANIMAL FEEDS, NEC-PREPARED | MT | 12,115 | 0 | 3,588 | 0 |
| 0913010 | LARD, OTHER PIG FAT-EX GREASE | MT | 21,320 | 0 | 9,548 | 0 |
| 0913030 | RENDERED POULTRY FAT | MT | 172 | 0 | 213 | 0 |
| 0914020 | SHORTENING-RELIEF | MT | 385 | 0 | 280 | 0 |
| 0914030 | SHORTENING-NOT RELIEF | MT | 4,792 | 0 | 3,500 | 0 |
| 0914040 | EDIBLE FATS,NEC-PREPARED | MT | 619 | 0 | 938 | 0 |
| 0990430 | MEAT SAUCE, EXCEPT TOMATO | MT | 580 | 0 | 1,237 | 0 |
| 0990450 | SAUCES,NEC,MIXED SEASONINGS | MT | 974 | 0 | 1,632 | 0 |
| 0990520 | SOUPS-CANNED EXCEPT FROZEN | MT | 3,788 | 0 | 2,743 | 0 |
| 0990540 | SOUPS AND BROTHS, NEC | MT | 52 | 0 | 46 | 0 |
| 0990610 | YEAST-DRIED,EX BREWERS | MT | 472 | 0 | 720 | 0 |
| 0990620 | YEAST,NEC,INC BREWERS | MT | 439 | 0 | 365 | 0 |
| 0990650 | PREPARED BAKING POWDER | MT | 350 | 0 | 354 | 0 |
| 0991010 | CORN-PREPARED,PRES,CANNED | MT | 10,899 | 0 | 5,903 | 0 |
| 0991025 | BEVERAGE BASES | MLT | 1,301 | 0 | 9,406 | 0 |
| 0991030 | FLAVORING SIRUPS, AGENTS, NEC | MT | 2,359 | 0 | 6,205 | 0 |
| 0991040 | POTATO CHIPS, CORN CHIPS, ETC | MT | 2,122 | 0 | 3,634 | 0 |
| 0991045 | BABY FOODS, NEC | NA | --- | --- | 1,046 | 0 |
| 0991066 | FOOD PREPARATIONS,NEC-CANNED | NA | --- | --- | 4,660 | 0 |
| 0991070 | FOOD PREPARATIONS,NEC-N/CND | NA | --- | --- | 5,911 | 0 |
| 0999900 | FOOD, NEC-RELIEF | NA | --- | --- | 1,816 | 0 |
| 1000220 | CHICKENS,BREEDER STOCK | NO | 12,119,970 | 12,542,920 | 24,094 | 31,037 |
| 1000240 | CHICKENS,OTHER | NO | 17,733,009 | 15,367,610 | 4,826 | 4,639 |
| 1000260 | TURKEYS | NO | 817,182 | 1,846,197 | 648 | 1,524 |
| 1000280 | DUCKS,GEESE, AND GUINEAS | NO | 253,767 | 416,976 | 157 | 310 |
| 1001000 | O/CHICKENS,DUCKS,GEESE, ETC | NO | 4,999,168 | 6,027,461 | 2,481 | 4,017 |
| 1004120 | CATTLE-BEEF, BREEDING MALES | NO | 6,672 | 5,869 | 5,395 | 6,116 |

TABLE 7 --U.S. AGRICULTURAL EXPORTS: QUANTITY AND VALUE BY COMMODITY
 --- FISCAL YEARS 1978 AND 1979--CONTINUED

| SCHEM. B NUMBER | COMMODITY | UNIT | QUANTITY | | VALUE | |
|--------------------|-----------------------------------|------|----------|---------|--------------------|--------------------|
| | | | 1978 | 1979 | 1978 1,000 DOL. | 1979 1,000 DOL. |
| 1004140 | CATTLE-BEEF, BREEDING FEMALES | NO | 8,910 | 7,125 | 7,206 | 6,739 |
| 1004160 | CATTLE-DAIRY, BREEDING MALES | NO | 2,302 | 1,494 | 3,031 | 2,574 |
| 1004180 | CATTLE-DAIRY, BREEDING FEMALE | NO | 33,642 | 37,929 | 32,160 | 45,499 |
| 1004170 | CATTLE NOT FOR BREEDING | NO | 49,267 | 35,513 | 24,351 | 20,255 |
| 1007100 | HORSES FOR BREEDING | NO | 20,127 | 1,965 | 27,962 | 49,705 |
| 1007200 | OTHER HORSES, MULES, ASSES, ETC | NO | 22,805 | 27,159 | 12,216 | 16,757 |
| 1008200 | SHEEP | NO | 115,020 | 132,523 | 2,417 | 4,144 |
| 1008300 | SWINE | NO | 10,420 | 13,929 | 3,448 | 5,735 |
| 1009620 | OTHER LIVE CHFLY FOR FOOD | NO | 165,580 | 103,524 | 2,578 | 2,484 |
| 1054120 | CHICKENS, YOUNG, WHOLE, FR, FRZ | MT | 46,588 | 50,921 | 49,926 | 56,521 |
| 1054140 | CHICKENS, EX YOUNG, WHOLE, F, FRZ | MT | 11,689 | 10,812 | 14,649 | 12,168 |
| 1054160 | CHICKENS CUT IN PIECES FR, FRZ | MT | 99,800 | 109,293 | 90,273 | 117,603 |
| 1055120 | TURKEYS WHOLE W/WO PTS, FR, FRZ | MT | 4,264 | 6,440 | 6,369 | 10,433 |
| 1055140 | TURKEYS CUT IN PIECES FR, FRZ | MT | 19,608 | 15,840 | 25,472 | 25,831 |
| 1056100 | OTHER POULTRY, FRESH, FROZEN | MT | 4,469 | 7,271 | 5,088 | 9,183 |
| 1057100 | POULTRY LIVERS, F, FRZ, SALT ETC | MT | 3,112 | 3,421 | 3,554 | 3,219 |
| 1058100 | POULTRY, CANNED OTHERWISE PREP | MT | 988 | 1,520 | 1,642 | 3,705 |
| 1058300 | POULTRY, OTHER EXCND PREP, PRES | MT | 1,483 | 2,871 | 2,993 | 5,876 |
| 1061025 | BEEF, WITH BONE, FR, C, FRZ | MT | 5,679 | 6,791 | 20,075 | 28,840 |
| 1061060 | BEEF, WITHOUT BONE FR, C, FRZ | MT | 24,678 | 35,554 | 85,442 | 149,612 |
| 1061080 | VEAL, FRESH, FRPZEN | MT | 723 | 1,784 | 1,903 | 4,286 |
| 1062500 | SHEEP AND LAMB, FR, FROZEN | MT | 851 | 899 | 2,485 | 3,037 |
| 1064020 | PORK, CARCASSES, FR, FROZEN | MT | 12,016 | 8,346 | 16,633 | 11,626 |
| 1064040 | PORK, HAMS & SHOULDEERS, FR, FRZ | MT | 15,273 | 10,469 | 30,186 | 25,746 |
| 1064060 | PORK, OTHER, FRESH OR FROZEN | MT | 31,996 | 59,343 | 76,320 | 157,974 |
| 1065100 | HORSEMEAT, FRESH OR FROZEN | MT | 40,134 | 55,751 | 67,538 | 104,999 |
| 1065200 | MEAT, NEC, SMALL GAME, FR, FRZ | MT | 853 | 672 | 1,651 | 1,587 |
| 1068200 | BEEF TONGUES, FRESH, FROZEN | MT | 37,776 | 31,942 | 51,082 | 63,855 |
| 1068400 | BEEF LIVERS, FRESH, FROZEN | MT | 32,722 | 29,191 | 24,570 | 31,362 |
| 1068600 | BEEF OFFALS, NEC, FRESH, FROZEN | MT | 46,377 | 48,243 | 61,015 | 89,503 |
| 1068800 | VEAL, OFFALS, FRESH, FROZEN | MT | 1,062 | 468 | 1,170 | 661 |
| 1069000 | SHEEP & LAMB OFFALS, FR, FRZ | MT | 3,832 | 3,223 | 4,282 | 5,855 |
| 1069200 | PORK LIVERS, FRESH, FROZEN | MT | 27,118 | 25,142 | 12,494 | 14,015 |
| 1069400 | PORK OFFALS, NEC, FRESH, FRZ | MT | 29,324 | 24,825 | 24,069 | 21,375 |
| 1069600 | EDIBLE OFFALS, NEC FRESH, FRZ | MT | 3,292 | 4,918 | 3,542 | 5,247 |
| 1070100 | SAUSAGE, CANNED | MT | 755 | 825 | 1,691 | 1,961 |
| 1070200 | SAUSAGE, NOT CANNED | MT | 1,962 | 2,332 | 5,431 | 7,360 |
| 1073715 | PORK, PREPARED, FRESH, FROZEN | MT | 9,470 | 8,745 | 19,154 | 19,341 |
| 1073725 | PORK, CANNED, PREP, PRES | MT | 2,208 | 1,392 | 7,252 | 4,183 |
| 1073740 | BACON-EX CANNED | MT | 1,871 | 856 | 4,554 | 2,472 |
| 1073750 | HAMS, SHOULDER, EX CANNED | MT | 3,729 | 3,449 | 8,134 | 8,256 |
| 1073770 | PORK, NEC-CURED, EX CANNED | MT | 5,419 | 8,372 | 8,549 | 12,800 |
| 1073820 | BEEF, PREPARED, FRESH, FROZEN | MT | 8,312 | 8,954 | 30,188 | 39,794 |
| 1073840 | VEAL, PREPARED, FRESH, FROZEN | MT | 89 | 118 | 333 | 511 |
| 1074200 | BEEF & VEAL, CANNED, PREP, PRES | MT | 1,595 | 1,871 | 2,711 | 3,318 |
| 1074600 | BEEF & VEAL, NEC, PREP, PRES | MT | 802 | 1,833 | 2,366 | 9,156 |
| 1076200 | MEAT & OFFALS, PREPARED, FR, FRZ | MT | 3,057 | 2,416 | 5,611 | 5,603 |
| 1076400 | MEAT & OFFALS, CANNED, PREP, P | MT | 1,290 | 1,709 | 1,893 | 2,520 |
| 1076600 | MEAT & OFFALS, NEC, PREP, PRES | MT | 995 | 1,320 | 1,973 | 4,821 |
| 1078000 | MEAT EXTRACTS & JUICES | MT | 65 | 287 | 152 | 910 |
| 1110020 | NONALCOHOLIC BEVERAGES, NEC | MLT | 1,026 | 0 | 527 | 0 |
| 1121000 | WINES OF GRAPES, GRAPE MUST | MLT | 1,698 | 0 | 1,929 | 0 |
| 1122000 | CIDER, FERMENTED BEV, NEC | MLT | 149 | 0 | 85 | 0 |
| 1150100 | MILK & CREAM FRESH OR SOUR | MLT | 5,899 | 9,146 | 3,325 | 6,345 |
| 1153000 | MILK, CREAM, N/SWEETENED, EVAP | MT | 11,479 | 16,229 | 7,348 | 11,456 |
| 1153500 | MILK, CREAM, SWEETENED, COND | MT | 841 | 1,275 | 532 | 890 |
| 1154000 | MILK, CREAM, N/CANNED, COND, EVAP | MT | 247 | 631 | 141 | 435 |
| 1155020 | MILK, NONFAT DRY, RELIEF | MT | 44,445 | 41,238 | 39,811 | 14,687 |
| 1155040 | MILK, NONFAT DRY, NOT RELIEF | MT | 10,925 | 30,729 | 31,772 | 12,698 |
| 1155700 | OTHER MILK, CREAM, DRIED | MT | 4,542 | 4,807 | 5,388 | 5,228 |
| 1160100 | BUTTER | MT | 162 | 378 | 369 | 975 |
| 1163000 | MARGARINE, INCLUDING OLEO | MT | 3,278 | 3,544 | 3,005 | 3,523 |
| 1171700 | CHEESE, CHEDDAR | MT | 416 | 790 | 1,535 | 2,973 |
| 1178200 | CHEESE, AMERICAN, EX CHEDDAR | MT | 1,024 | 1,271 | 2,928 | 3,887 |
| 1178600 | CHEESES, EX CHEDDAR O/AM | MT | 2,157 | 2,951 | 6,361 | 8,713 |

TABLE 7 --U.S. AGRICULTURAL EXPORTS: QUANTITY AND VALUE BY COMMODITY
FISCAL YEARS 1978 AND 1979--CONTINUED

| SCHED. B NUMBER | COMMODITY | UNIT | QUANTITY | | VALUE | |
|--------------------|------------------------------|------|------------|------------|--------------------|--------------------|
| | | | 1978 | 1979 | 1978 1,000 DOL. | 1979 1,000 DOL. |
| 1181200 | INFANTS DIETARY SUPPLEMENTS | MT | 2,758 | 3,326 | 7,569 | 9,296 |
| 1181700 | OTHER DRIED MILK PRODUCTS | MT | 1,282 | 1,111 | 1,828 | 2,544 |
| 1185000 | MILK PRODUCTS, NSPF | --- | 9,133 | 0 | 5,989 | 13,643 |
| 1195100 | EGGS-SHELL FOR HATCHING | DOZ | 19,052,489 | 21,561,955 | 28,070 | 34,633 |
| 1195300 | OTHER EGGS-SHELL | DOZ | 32,174,287 | 16,583,402 | 19,180 | 11,061 |
| 1196520 | EGG ALBUMEN-DRIED | MT | 1,465 | 1,664 | 5,160 | 6,866 |
| 1196540 | OTHER EGGS-DRIED | MT | 1,498 | 1,622 | 6,767 | 7,827 |
| 1197020 | OTHER EGG ALBUMEN | MT | 1,835 | 1,275 | 2,941 | 1,746 |
| 1197040 | OTHER EGGS | MT | 9,653 | 4,281 | 10,385 | 5,314 |
| 1201400 | HIDES CATTLE-WHOLE | NO | 23,667,153 | 24,039,425 | 548,913 | 883,177 |
| 1201720 | SKINS CALF-WHOLE | NO | 1,599,406 | 2,079,938 | 12,023 | 23,133 |
| 1201740 | SKINS KIP-WHOLE | NO | 232,359 | 399,998 | 3,949 | 9,042 |
| 1201755 | HIDES CATTLE, EXCEPT WHOLE | NO | 211,622 | 569,891 | 2,628 | 11,272 |
| 1201765 | OTHER HIDES, EXCEPT WHOLE | MT | 14,450 | 19,887 | 10,118 | 16,299 |
| 1202022 | SKINS-SHEEP,LAMB,W/O WOOL | NO | 1,046,901 | 2,318,418 | 5,696 | 11,921 |
| 1202044 | HIDES-EQUINE | MT | 3,312 | 3,983 | 2,789 | 4,063 |
| 1202047 | GOATS AND KID SKINS | NO | 95,664 | 177,785 | 182 | 637 |
| 1202090 | OTHER | --- | 0 | 0 | 9,393 | 11,239 |
| 1230000 | SKINS-SHEEP,LAMB,WITH WOOL | NO | 1,132,036 | 1,012,339 | 8,316 | 7,701 |
| 1241511 | FOX | NO | 545,609 | 730,835 | 21,434 | 36,366 |
| 1241525 | MINK | NO | 1,568,049 | 1,931,048 | 35,128 | 63,802 |
| 1241527 | MUSKRAT | NO | 5,404,981 | 6,687,797 | 26,703 | 36,278 |
| 1241528 | NUTRIA | NO | 1,356,972 | 1,523,505 | 9,303 | 9,633 |
| 1241558 | OTHER FURSKINS | NO | 4,696,021 | 6,403,875 | 92,744 | 172,532 |
| 1241700 | OTHER FURSKINS, EXCEPT WHOLE | --- | 0 | 0 | 2,852 | 5,056 |
| 1253100 | BULBS, ROOTS, CLUMPS, ETC | --- | 0 | 0 | 3,671 | 2,810 |
| 1255200 | FRUIT-NUTS PLANT, INC STOCK | --- | 0 | 0 | 3,175 | 3,005 |
| 1256500 | ROSE PLANTS | --- | 0 | 0 | 1,226 | 1,369 |
| 1258100 | HERBACEOUS PLANTS, ETC | --- | 0 | 0 | 13,162 | 17,077 |
| 1260120 | SEED-ALFALFA, UNCERTIFIED | MT | 2,276 | 2,245 | 5,197 | 5,534 |
| 1260140 | SEED-ALFALFA, CERTIFIED | MT | 4,903 | 3,531 | 12,246 | 10,357 |
| 1260300 | SEED-BEET, SUGAR | MT | 489 | 246 | 1,858 | 627 |
| 1260500 | SEED-BEET EXCEPT SUGAR BEET | MT | 0 | 55 | 0 | 166 |
| 1260700 | SEED-BENT GRASS | MT | 2,072 | 1,753 | 3,304 | 4,258 |
| 1260900 | SEED-BLUEGRASS, KENTUCKY | MT | 1,754 | 2,828 | 3,293 | 4,705 |
| 1261700 | SEED-CARROT | MT | 336 | 374 | 1,676 | 1,643 |
| 1262700 | SEED-RED CLOVER | MT | 794 | 660 | 1,678 | 1,520 |
| 1263100 | SEED-WHITE AND LADINO CLOVER | MT | 483 | 452 | 1,358 | 1,602 |
| 1263120 | SEED-LADINO CLOVER | MT | 0 | 342 | 0 | 1,133 |
| 1263140 | SEED-WHITE CLOVER | MT | 0 | 102 | 0 | 228 |
| 1263200 | SEED-CLOVE, OTHER | MT | 188 | 199 | 398 | 412 |
| 1263640 | SEED-FESCUE, TALL | MT | 1,602 | 2,723 | 1,525 | 1,853 |
| 1263660 | SEED-FESCUE, OTHER | MT | 1,897 | 3,284 | 2,324 | 5,111 |
| 1264100 | SEED-FLOWER | MT | 502 | 406 | 3,434 | 2,993 |
| 1265700 | MILLET | MT | 16,195 | 18,410 | 2,555 | 3,157 |
| 1266100 | SEED-ONION | MT | 310 | 287 | 4,823 | 5,400 |
| 1266300 | ORCHARD GRASS | MT | 792 | 1,087 | 765 | 1,416 |
| 1267100 | SEED-PEPPER | MT | 0 | 20 | 0 | 222 |
| 1267300 | SEED-RADISH | MT | 0 | 91 | 0 | 207 |
| 1267720 | SEED-RYE GRASS, ANNUAL | MT | 6,952 | 8,419 | 2,967 | 3,400 |
| 1267740 | SEED-RYE GRASS, PERENNIAL | MT | 2,886 | 3,051 | 2,181 | 2,419 |
| 1268100 | SEED-SPINACH | MT | 0 | 549 | 0 | 862 |
| 1268500 | SEED-TIMOTHY GRASS | MT | 1,727 | 2,309 | 2,757 | 3,065 |
| 1268700 | TREE AND SHRUB | MT | 57 | 74 | 490 | 1,520 |
| 1271200 | SEED-OTHER GRASS AND FORAGE | MT | 4,528 | 1,587 | 5,456 | 2,406 |
| 1271220 | SEED-SUDAN GRASS | MT | 0 | 851 | 0 | 642 |
| 1271240 | SEED-OTHER GRASS AND FORAGE | MT | 0 | 3,412 | 0 | 5,217 |
| 1271510 | SEED-CANTALOPE | MT | 0 | 41 | 0 | 331 |
| 1271515 | SEED-CUCUMBER | MT | 0 | 179 | 0 | 1,507 |
| 1271520 | SEED-OTHER VEGETABLE | MT | 5,756 | 3,984 | 23,431 | 13,870 |
| 1271530 | SEED-LETTUCE | MT | 0 | 149 | 0 | 606 |
| 1271540 | SEED-OTHER | MT | 6,523 | 3,374 | 7,724 | 3,061 |
| 1271545 | SEED-SQUASH | MT | 0 | 86 | 0 | 557 |
| 1271560 | SEED-TOMATO | MT | 0 | 88 | 0 | 1,174 |
| 1271570 | SEED-WATERMELON | MT | 0 | 312 | 0 | 1,900 |

TABLE 7 --U.S. AGRICULTURAL EXPORTS: QUANTITY AND VALUE BY COMMODITY
FISCAL YEARS 1978 AND 1979--CONTINUED

| SCHED. B NUMBER | COMMODITY | UNIT | QUANTITY | | VALUE | |
|--------------------|--------------------------------|------|------------|------------|--------------------|--------------------|
| | | | 1978 | 1979 | 1978 1,000 DOL. | 1979 1,000 DOL. |
| 1271580 | SEED-OTHER VEGETABLE, NSPF | MT | 0 | 2,644 | 0 | 13,449 |
| 1271590 | SEED-OTHER, NSPF | MT | 0 | 4,370 | 0 | 9,112 |
| 1301000 | BARLEY-UNMILLED | MT | 860,941 | 344,134 | 84,126 | 41,583 |
| 1301700 | BUCKWHEAT AND CANARY SEED | MT | 6,401 | 24,125 | 1,184 | 6,296 |
| 1303200 | CORN-UNMILLED, RELIEF | MT | 8,263 | 12,422 | 873 | 1,249 |
| 1303420 | CORN-SEED, SWEET | MT | 3,671 | 4,203 | 5,515 | 7,912 |
| 1303440 | CORN-SEED, OTHER | MT | 48,079 | 17,963 | 18,805 | 17,172 |
| 1303460 | POPCORN | MT | 38,621 | 36,138 | 13,331 | 14,678 |
| 1303465 | YELLOW CORN-UNMILLED (56LB) | MT | 38,498,541 | 53,761,392 | 4,073,507 | 6,040,154 |
| 1303475 | OTHER CORN-UNMILLED (56LB) | MT | 72,608 | 111,160 | 10,937 | 17,375 |
| 1304020 | GRAIN SORGHUM-SEED | MT | 65,403 | 30,517 | 16,636 | 15,543 |
| 1304040 | OTHER GRAIN SORGHUM | MT | 5,391,885 | 5,222,317 | 524,193 | 550,700 |
| 1304500 | OATS-UNMILLED | MT | 218,779 | 53,293 | 21,702 | 6,526 |
| 1305000 | RICE-PADDY OR ROUGH | MT | 168,387 | 102,029 | 39,187 | 19,788 |
| 1305520 | RICE-PADDY OR ROUGH, LONG GRN | MT | 111,245 | 141,698 | 39,903 | 45,915 |
| 1305540 | RICE-PADDY OR ROUGH, MED GRN | MT | 114,873 | 120,252 | 34,485 | 30,212 |
| 1305560 | RICE-PADDY OR ROUGH, SHORT GR | MT | 51,275 | 26,319 | 13,945 | 6,737 |
| 1305580 | RICE-PADDY OR ROUGH, MIXED GR | MT | 2,346 | 1,687 | 540 | 795 |
| 1306000 | RYE-UNMILLED | MT | 758 | 23,045 | 60 | 2,783 |
| 1306520 | WHEAT-UNMILLED, RELIEF | MT | 248,619 | 178,669 | 27,514 | 25,526 |
| 1306540 | WHEAT-UNMILLED, NOT RELIEF | MT | 31,563,935 | 31,161,466 | 3,848,976 | 4,551,337 |
| 1312020 | CORNMEAL, RELIEF | MT | 48,421 | 29,413 | 9,146 | 6,069 |
| 1312040 | CORNMEAL, NOT RELIEF | MT | 53,725 | 56,837 | 10,622 | 13,642 |
| 1312060 | CORN GRITS AND HOMINY | MT | 18,363 | 15,436 | 3,109 | 2,996 |
| 1312080 | OTHER CORNMEAL | MT | 4,878 | 6,855 | 1,064 | 1,712 |
| 1312600 | OATS, EX BREAKFAST FOODS | MT | 18,111 | 12,656 | 5,109 | 3,802 |
| 1313010 | RICE-MILLED, RELIEF | MT | 20,177 | 27,327 | 6,667 | 8,543 |
| 1313015 | RICE-HEAD, LONG GRAIN N/RELIEF | MT | 0 | 346,883 | 0 | 167,977 |
| 1313020 | RICE-PARBOILED, NOT RELIEF | MT | 428,288 | 206,901 | 238,255 | 113,830 |
| 1313025 | RICE-HEAD, EX LONG GRAIN N/R | MT | 0 | 34,030 | 0 | 14,362 |
| 1313030 | RICE-NOT PARBOILED, LONG GRAIN | MT | 671,957 | 788,350 | 266,091 | 305,679 |
| 1313040 | RICE-NOT PARBOILED, MED. GRAIN | MT | 486,727 | 452,761 | 158,869 | 129,687 |
| 1313050 | RICE-NOT PARBOILED, SHORT GRN. | MT | 27,609 | 87,280 | 9,319 | 27,839 |
| 1313060 | RICE-NOT PARBOILED, MIXED GRN. | MT | 14,238 | 8,605 | 2,825 | 2,661 |
| 1313070 | RICE-BROKEN, 75% MORE KERNELS | MT | 62,953 | 41,071 | 11,488 | 6,818 |
| 1313080 | RICE-OTHER | MT | 8,797 | 10,993 | 2,492 | 3,344 |
| 1314010 | DURUM FLOUR & SEMOLINA, RELIEF | MT | 31,441 | 20,187 | 6,830 | 4,250 |
| 1314020 | DURUM FLOUR & SEMOLINA, N/R | MT | 37,823 | 54,077 | 7,633 | 10,589 |
| 1314030 | OTHER WHEAT FLOUR, RELIEF | MT | 45,111 | 99,362 | 8,763 | 21,461 |
| 1314040 | OTHER WHEAT FLOUR, NOT RELIEF | MT | 750,690 | 698,857 | 142,900 | 161,582 |
| 1314050 | BULGUR WHEAT, RELIEF | MT | 301,411 | 329,478 | 54,330 | 73,445 |
| 1314060 | BULGUR WHEAT, NOT RELIEF | MT | 59,385 | 50,278 | 10,700 | 10,737 |
| 1314090 | OTHER WHEAT | MT | 1,848 | 4,071 | 301 | 558 |
| 1314520 | OTHER GRAINS-FLOUR | MT | 33,219 | 29,746 | 8,933 | 8,716 |
| 1314540 | OTHER GRAINS | MT | 45,765 | 55,213 | 5,188 | 5,212 |
| 1321700 | MALTS | MT | 24,038 | 15,169 | 7,415 | 4,827 |
| 1322700 | MALT EXTRACT | MT | 717 | 868 | 433 | 595 |
| 1324020 | CORNSTARCH, INCLUDING MILO | MT | 24,187 | 29,005 | 10,014 | 14,340 |
| 1324040 | OTHER STARCHES | MT | 6,847 | 12,144 | 4,450 | 6,668 |
| 1351800 | ASPARAGUS-FRESH | MT | 5,444 | 5,861 | 6,448 | 6,185 |
| 1352100 | BEANS-FRESH | MT | 16,337 | 12,363 | 4,127 | 3,962 |
| 1352300 | BROCCOLI-FRESH | MT | 10,734 | 14,237 | 5,452 | 7,032 |
| 1352500 | BRUSSELS SPROUTS-FRESH | MT | 421 | 1,073 | 279 | 675 |
| 1352700 | CABBAGE-FRESH | MT | 30,167 | 29,015 | 7,525 | 7,216 |
| 1352900 | CARROTS-FRESH | MT | 53,439 | 48,670 | 8,214 | 8,334 |
| 1353100 | CAULIFLOWER-FRESH | MT | 4,406 | 6,787 | 2,770 | 4,093 |
| 1353300 | CELERY-FRESH | MT | 62,901 | 62,401 | 17,510 | 17,691 |
| 1353500 | DASHEENS, JICAMAS, ETC.-FRESH | MT | 2,820 | 5,536 | 857 | 2,001 |
| 1353700 | CORN, SWEET-FRESH | MT | 10,427 | 9,681 | 4,240 | 3,883 |
| 1353900 | CUCUMBERS-FRESH | MT | 13,927 | 15,500 | 3,485 | 3,650 |
| 1354000 | GARLIC-FRESH | MT | 4,690 | 4,588 | 4,951 | 4,270 |
| 1354300 | LETTUCE-FRESH | MT | 172,165 | 151,553 | 40,662 | 37,371 |
| 1354500 | ONIONS, EX ONION SETS-FRESH | MT | 65,735 | 97,407 | 14,945 | 26,334 |
| 1354700 | PEPPERS-FRESH | MT | 22,734 | 26,843 | 8,569 | 8,794 |
| 1354900 | POTATOES, WHITE OR IRISH-FRES | MT | 156,565 | 129,547 | 24,403 | 16,860 |

TABLE 7 --U.S. AGRICULTURAL EXPORTS: QUANTITY AND VALUE BY COMMODITY
FISCAL YEARS 1978 AND 1979--CONTINUED

| SCHED. B NUMBER | COMMODITY | UNIT | QUANTITY | | VALUE | |
|--------------------|----------------------------------|------|----------|---------|--------------------|--------------------|
| | | | 1978 | 1979 | 1978 1,000 DOL. | 1979 1,000 DOL. |
| 1355300 | TOMATOES-FRESH | MT | 93,956 | 110,007 | 32,496 | 37,498 |
| 1355900 | OTHER VEGETABLES-FRESH | MT | | | 13,514 | 20,612 |
| 1381000 | CARROTS-FROZEN | MT | 34,384 | 46,406 | 1,707 | 3,468 |
| 1382000 | CORN, SWEET-FROZEN | MT | 4,069 | 7,842 | 7,444 | 13,715 |
| 1383000 | PEAS-FROZEN | MT | 14,889 | 24,264 | 3,878 | 4,511 |
| 1384100 | POTATOES,FRENCH FRIES-FROZEN | MT | 8,121 | 7,875 | 7,712 | 15,017 |
| 1384500 | OTHER POTATOES-FROZEN | MT | 13,660 | 24,658 | 1,717 | 3,045 |
| 1387000 | OTHER VEGETABLES-FROZEN | MT | 3,113 | 5,501 | 9,111 | 14,553 |
| 1400100 | BEANS-BLACK, EX SEED | MT | 12,727 | 19,701 | 1,294 | 2,762 |
| 1400300 | BEANS-GREAT NORTHERN, EX SEED | MT | 2,453 | 5,456 | 19,327 | 22,708 |
| 1400500 | BEANS-LIMA, EX SEED, EX SEED | MT | 35,616 | 48,533 | 3,705 | 5,620 |
| 1400700 | BEANS-NAVY OR PEA, EX SEED | MT | 9,515 | 11,883 | 36,198 | 22,755 |
| 1400800 | BEANS-PINTO, EX SEED | MT | 79,916 | 61,865 | 7,454 | 16,340 |
| 1401200 | BEANS-RED KIDNEY, EX SEED | MT | 21,567 | 39,605 | 6,001 | 9,249 |
| 1401500 | BEANS-WHITE, N.S.P.F., EX SEE | MT | 9,501 | 17,413 | 1,339 | 1,788 |
| 1401800 | OTHER PEANS, EX SEED | MT | 3,524 | 4,553 | 12,858 | 18,266 |
| 1402200 | PEAS-GREEN, EX SEED | MT | 32,231 | 39,065 | 6,477 | 14,530 |
| 1402400 | PEAS-PELLOE, EX SEED | MT | 16,426 | 48,116 | 3,215 | 4,363 |
| 1402700 | PEAS-AUSTRALIAN WINTER, EX SEED | MT | 8,373 | 15,067 | 922 | 4,929 |
| 1402920 | PEAS-BLACKEYE COMPEAS, EX SEED | MT | 2,871 | 15,891 | 2,758 | 4,195 |
| 1402940 | OTHER-CHICK*CON*PEGEON PEAS | MT | 5,124 | 7,656 | 1,027 | 2,174 |
| 1403100 | BEANS-SEED | MT | 2,210 | 3,805 | 3,301 | 6,733 |
| 1403300 | PEAS-SEED | MT | 3,650 | 5,786 | 3,906 | 6,199 |
| 1403500 | LENTILS | MT | 7,988 | 12,116 | 7,429 | 23,922 |
| 1404100 | OTHER LEGUMINOUS VEG, EX FL | MT | 11,536 | 38,961 | 816 | 1,289 |
| 1405100 | GARLIC-NONLEGUMINOUS, EX FL | MT | 681 | 624 | 5,267 | 7,325 |
| 1405300 | ONIONS-NONLEGUMINOUS, EX FL | MT | 2,312 | 3,127 | 17,257 | 23,913 |
| 1405620 | POTATOES-FLAKES, NONLEG, EX FL | MT | 10,219 | 13,276 | 8,442 | 14,637 |
| 1405640 | POTATOES-GRANULES, NONLEGUM | MT | 15,780 | 27,968 | 5,711 | 7,093 |
| 1405660 | POTATOES-OTHER, NONLEG, EX FLOU | MT | 7,405 | 8,557 | 8,658 | 8,840 |
| 1406100 | OTHER NONLEG, VEG., EX FLOUR | MT | 12,945 | 13,455 | 453 | 692 |
| 1407100 | VEGETABLES REDUCED TO FLOUR | MT | 763 | 1,157 | 4,020 | 5,363 |
| 1410100 | ASPARAGUS, PREP, PRES, CANNED | MT | 1,777 | 2,135 | 2,171 | 2,978 |
| 1410320 | BEANS, DRY, PREP, PRES, CANNED | MT | 1,373 | 1,884 | 1,978 | 1,654 |
| 1410340 | BEANS, EX DRY PREP, PRES CND | MT | 3,154 | 2,808 | 5,369 | 6,788 |
| 1410500 | CORN, PREP, PRES, CANNED | MT | 8,512 | 10,611 | 14,274 | 26,129 |
| 1411100 | PEAS, EX COMPEAS, CHICKPEAS, CD | MT | 24,956 | 42,514 | 1,263 | 1,763 |
| 1412220 | TOMATOES, PULP (PUREE) CND | MT | 2,136 | 2,688 | 896 | 890 |
| 1412240 | TOMATO, SAUCE EX CHILI CND | MT | 1,513 | 1,394 | 1,708 | 2,100 |
| 1412260 | TOMATO PASTE, CANNED | MT | 2,449 | 3,318 | 7,878 | 15,843 |
| 1412280 | TOMATOES, OTHER PREP, PRES | MT | 8,985 | 16,626 | 6,321 | 9,687 |
| 1413200 | OTHER VEGETABLES NEC, CND | MT | 12,300 | 17,928 | 8,925 | 12,009 |
| 1414200 | VEGETABLE BABY FOOD CND | MT | 10,778 | 14,369 | 2,306 | 2,111 |
| 1415200 | CUCUMBERS, PICKLED | MT | 2,594 | 2,159 | 2,344 | 2,288 |
| 1415700 | OTHER VEGETABLES PICKLED | MT | 3,966 | 4,082 | 2,648 | 2,390 |
| 1417500 | VEG OTHERWISE PREP, PRES | MT | 2,467 | 2,430 | 2,514 | 3,942 |
| 1441000 | MUSHROOMS, FRESH | MT | 1,886 | 4,005 | 207 | 351 |
| 1442500 | MUSHROOMS, CANNED | MT | 107 | 152 | 477 | 484 |
| 1443500 | OTHER, MUSHROOMS & TRUFFLES | MT | 214 | 241 | 275 | 739 |
| 1451200 | ALMONDS, NOT SHELLED ETC | MT | 155 | 167 | 1,932 | 2,464 |
| 1451600 | FILBERTS, NOT SHELLED ETC | MT | 1,009 | 1,427 | 23,256 | 34,382 |
| 1452000 | PEANUTS, N/SHELLED | MT | 1,668 | 1,885 | 1,696 | 1,012 |
| 1452200 | PECANS, N/SHELLED | MT | 30,231 | 44,004 | 36,394 | 42,468 |
| 1452800 | WALNUTS, N/SHELLED | MT | 1,418 | 772 | 2,266 | 3,783 |
| 1453500 | OTHER N/SHELLED | MT | 33,467 | 24,839 | 156,275 | 165,347 |
| 1454300 | ALMONDS, SHELLED | MT | 807 | 1,511 | 882 | 1,133 |
| 1454500 | FILBERTS, SHELLED | MT | 61,709 | 42,261 | 224,761 | 79,120 |
| 1454700 | PEANUTS, SHELLED | MT | 507 | 740 | 0 | 37,471 |
| 1454750 | PEANUTS, SHELLED, OIL STOCK | MT | 319,014 | 112,572 | 0 | 121,586 |
| 1454780 | PEANUTS, SHELLED, EX OIL STOCK | MT | 0 | 62,111 | 0 | 4,102 |
| 1454900 | PECANS, SHELLED | MT | 0 | 161,088 | 0 | 10,886 |
| 1455100 | WALNUTS, SHELLED | MT | 1,069 | 1,233 | 12,557 | 6,197 |
| 1455700 | OTHER NUTS, SHELLED | MT | 5,531 | 2,889 | 2,663 | 6,197 |
| 1456100 | ALMONDS, PREP, PRES, SHELL, N/SH | MT | 1,439 | 2,912 | 31,670 | 50,876 |
| 1456520 | PEANUT BUTTER | MT | 11,545 | 12,348 | 7,072 | 8,901 |
| | | | 4,652 | 5,615 | | |

TABLE 7 --U.S. AGRICULTURAL EXPORTS: QUANTITY AND VALUE BY COMMODITY
FISCAL YEARS 1978 AND 1979--CONTINUED

| SCHED.B NUMBER | COMMODITY | UNIT | QUANTITY | | VALUE | |
|-------------------|--------------------------------------|------|----------|---------|--------------------|--------------------|
| | | | 1978 | 1979 | 1978 1,000 DOL. | 1979 1,000 DOL. |
| 1456540 | OTHER PEANUTS, PREP, PRES | MT | 4,767 | 16,806 | 5,653 | 12,703 |
| 1457500 | OTHER NUTS, PREP, PRES, S/N SH | MT | 2,276 | 8,611 | 4,714 | 7,916 |
| 1459000 | NUTS, MIX 2 OR MORE KINDS | MT | 941 | 1,462 | 3,285 | 5,059 |
| 1461000 | APPLES, FRESH | MT | 142,359 | 154,780 | 64,758 | 72,730 |
| 1463500 | AVOCADOS, FRESH | MT | 4,651 | 7,850 | 4,263 | 6,622 |
| 1464500 | BANANAS AND PLANTAINS, FRESH | MT | 34 | 30 | 9 | 7 |
| 1465300 | BLUEBERRIES, FRESH | MT | 1,971 | 2,554 | 1,642 | 2,018 |
| 1465500 | STRAWBERRIES, FRESH | MT | 13,975 | 13,029 | 10,946 | 11,830 |
| 1466500 | OTHER BERRIES, FRESH | MT | 2,127 | 3,343 | 1,787 | 2,870 |
| 1468520 | CHERRIES, SWEET VARIETIES, FR | MT | 6,361 | 9,830 | 7,992 | 11,564 |
| 1468540 | CHERRIES, TART VARIETIES, FR | MT | 585 | 858 | 637 | 958 |
| 1471500 | GRAPEFRUIT, FRESH | MT | 211,551 | 279,017 | 52,673 | 84,335 |
| 1471900 | LEMONS, FRESH | MT | 175,588 | 185,173 | 75,352 | 111,000 |
| 1472200 | LIMES, FRESH | MT | 2,337 | 3,474 | 761 | 1,153 |
| 1473120 | TANGERINES, FRESH | MT | 8,280 | 21,612 | 2,837 | 8,076 |
| 1473130 | TEMPLE ORANGES, FRESH | MT | 13,266 | 15,431 | 4,375 | 5,843 |
| 1473140 | OTHER ORANGES, FRESH | MT | 272,474 | 280,934 | 108,987 | 136,039 |
| 1473500 | OTHER CITRUS FRUIT, FRESH | MT | 31,473 | 13,998 | 12,993 | 7,179 |
| 1476500 | GRAPES, FRESH | MT | 102,155 | 124,656 | 62,391 | 78,324 |
| 1481700 | CANTALOUPES, FRESH | MT | 14,994 | 15,109 | 4,701 | 5,027 |
| 1482000 | WATERMELONS, FRESH | MT | 36,452 | 28,299 | 3,690 | 2,850 |
| 1482700 | OTHER MELONS, FRESH | MT | 15,089 | 17,401 | 5,354 | 7,419 |
| 1487500 | PEACHES AND NECTARINES, FRESH | MT | 29,510 | 30,017 | 13,837 | 13,119 |
| 1488500 | PEARS, FRESH | MT | 35,746 | 39,084 | 14,541 | 16,503 |
| 1491700 | PLUMS AND PRUNES, FRESH | MT | 23,399 | 20,175 | 12,175 | 11,652 |
| 1493000 | OTHER FRUITS, FRESH | MT | 12,045 | 17,656 | 9,287 | 13,872 |
| 1496800 | BLUEBERRIES, FROZEN | MT | 386 | 959 | 330 | 983 |
| 1497000 | STRAWBERRIES, FROZEN | MT | 3,663 | 2,507 | 2,908 | 2,555 |
| 1497500 | OTHER BERRIES, FROZEN | MT | 1,591 | 2,441 | 1,127 | 1,751 |
| 1498520 | CHERRIES, SWEET VARIETIES, FZ | MT | 1,885 | 1,971 | 1,989 | 2,131 |
| 1498540 | CHERRIES, TART VARIETIES, FRZ | MT | 551 | 859 | 627 | 1,085 |
| 1499000 | OTHER FRUIT, FROZEN | MT | 1,319 | 3,380 | 890 | 2,387 |
| 1501200 | APPLES, DRIED | MT | 1,026 | 910 | 2,488 | 1,459 |
| 1502200 | APRICOTS, PEAC, PEARS, (NECT), DR | MT | 1,268 | 2,020 | 3,056 | 6,242 |
| 1504500 | DATES, DRIED | MT | 4,504 | 5,064 | 6,348 | 8,044 |
| 1505200 | FIGS, DRIED | MT | 1,309 | 1,474 | 1,754 | 1,719 |
| 1506500 | GRAPES (RAISINS), DRIED | MT | 52,657 | 20,197 | 73,503 | 46,367 |
| 1508000 | PRUNES, DRIED | MT | 52,648 | 43,261 | 58,294 | 58,158 |
| 1508500 | OTHER FRUITS, DRIED | MT | 1,383 | 1,660 | 986 | 1,656 |
| 1509000 | MIXTURES, 2 OR MORE KINDS, DRD | MT | 1,929 | 1,402 | 3,166 | 2,647 |
| 1510500 | FRUITS, IN BRINE | MT | 6,557 | 6,897 | 2,695 | 3,859 |
| 1511000 | APRICOTS, PREP, PRES, CANNED | MT | 1,243 | 2,250 | 1,138 | 1,560 |
| 1512000 | CHERRIES, MARASCHINO, PREP, CND | MT | 1,698 | 2,396 | 2,236 | 3,286 |
| 1512520 | CHERRIES, SWEET VAR, PREP, CND | MT | 1,680 | 2,646 | 1,995 | 3,151 |
| 1512540 | CHERRIES, TART VAR, PREP, CND | MT | 3,102 | 3,412 | 4,167 | 4,543 |
| 1513000 | BERRIES, INC CRANBERRIES P/CND | MT | 922 | 1,690 | 862 | 1,524 |
| 1514020 | GRAPEFRUIT, PREP, PRES, CND | MT | 764 | 972 | 454 | 677 |
| 1514040 | OTHER CITRUS, MIX, PREP, PRES CD | MT | 8,856 | 1,552 | 4,678 | 993 |
| 1515000 | OLIVES, CANNED | MT | 647 | 1,763 | 1,305 | 3,555 |
| 1515500 | OTHER, OLIVES | MT | 3-0 | 760 | 416 | 782 |
| 1516000 | PEACHES AND NECTARINES P/P CD | MT | 82,252 | 55,589 | 42,195 | 35,320 |
| 1517000 | PEARS, PREP, PRES, CANNED | MT | 4,319 | 3,008 | 2,692 | 2,436 |
| 1518000 | PINEAPPLES (ALL STYLES) P/P CD | MT | 14,404 | 11,848 | 10,161 | 8,841 |
| 1518500 | OTHER FRUIT, PREP, PRES, CANNED | MT | 4,625 | 5,902 | 3,876 | 4,861 |
| 1519500 | MIX, NSPF, 2 OR MORE FRUITS | MT | 30,656 | 42,599 | 21,598 | 33,726 |
| 1522500 | FRUIT PEEL, DRD, DRD, BRINE P/P | MT | 1,808 | 3,254 | 1,270 | 1,833 |
| 1525500 | FRUIT BABY FOOD, PREP, PRES CD | MT | 5,332 | 4,361 | 5,280 | 4,559 |
| 1528000 | OTHER FRUIT, PASTES, PULP ETC | MT | 5,626 | 7,097 | 3,618 | 5,787 |
| 1533000 | JAMS, JELLIES, MARMALADES ETC | MT | 3,723 | 3,741 | 4,383 | 4,879 |
| 1540000 | MIXTURES, CANDIED, GLACE, F, N, & VG | MT | 1,616 | 1,884 | 1,168 | 1,196 |
| 1551100 | SUGAR BEETS AND SUGAR CANE | MT | 2,959 | 5,846 | 324 | 891 |
| 1552025 | SUGAR, ANY FORM | MT | 6,074 | 9,105 | 3,162 | 5,183 |
| 1552045 | OTHER INC RAW SUGAR | MT | 3,783 | 1,992 | 517 | 577 |
| 1553000 | SIRUPS | MT | 893 | 1,095 | 463 | 374 |
| 1553700 | OTHER INC MOLASSES | MLT | 63,819 | 144,207 | 6,671 | 19,117 |

TABLE 7 --U.S. AGRICULTURAL EXPORTS: QUANTITY AND VALUE BY COMMODITY
FISCAL YEARS 1978 AND 1979--CONTINUED

| SCHED.B NUMBER | COMMODITY | UNIT | QUANTITY | | VALUE | |
|-------------------|-------------------------------|------|----------|---------|--------------------|--------------------|
| | | | 1978 | 1979 | 1978 1,000 DOL. | 1979 1,000 DOL. |
| 1555000 | MAPLE SUGAR | MT | | | | |
| 1555500 | MAPLE SIRUP | MT | 138 | 566 | 35 | 132 |
| 1556000 | DEXTRROSE | MT | 161 | 377 | 183 | 331 |
| 1556500 | GLUCOSE SIRUP,INC FRUCTOSE | MT | 12,541 | 17,788 | 4,838 | 7,405 |
| 1557000 | HONEY | MT | 6,995 | 7,367 | 3,040 | 3,675 |
| 1557300 | OTHER SUGARS,SIRUPS ETC | MT | 3,159 | 4,109 | 4,662 | 6,187 |
| 1557500 | SUGARS,SIRUPS,FLAV,UNFLAV,ETC | MT | 4,877 | 9,671 | 2,786 | 5,724 |
| 1561000 | COCOA BEANS | MT | 11,475 | 13,068 | 30,346 | 35,870 |
| 1562000 | CHOCOLATE, NOT SWEETENED | MT | 14 | 0 | 67 | 0 |
| 1562720 | CHOCOLATE, SWEETENED | MT | 538 | 464 | 765 | 450 |
| 1562740 | CHOCOLATE SWEETENED, OTHER | MT | 334 | 533 | 933 | 1,506 |
| 1563500 | COCOA BUTTER | MT | 1,356 | 1,374 | 2,652 | 2,705 |
| 1564000 | COCOA, N/SWT,COCOA CAKE/POWD | MT | 136 | 282 | 628 | 1,308 |
| 1564500 | COCOA, SWEETENED | MT | 2,658 | 2,785 | 6,703 | 6,419 |
| 1564700 | CONFECTIONERS,COATINGS,EX CON | MT | 1,187 | 715 | 2,108 | 1,872 |
| 1565200 | COCOA CAKE,N/COCOA POWDER | MT | 1,181 | 1,645 | 1,563 | 2,201 |
| 1571020 | CANDY,N/CONT COCOA & CHOC | MT | 1,612 | 3,664 | 546 | 1,233 |
| 1571040 | CANDY,CONT COCOA,CHOCOLATE | MT | 8,762 | 13,246 | 15,758 | 28,013 |
| 1601020 | COFFEE, RAW | MT | 8,220 | 11,601 | 17,097 | 28,126 |
| 1601040 | COFFEE, ROASTED, GROUND | MT | 3,708 | 5,268 | 15,535 | 17,640 |
| 1602200 | COFFEE EXT, ESSENCES & CONCEN | MT | 7,861 | 6,305 | 39,919 | 38,267 |
| 1604500 | CHICORY ROOTS, OTHER SUB | MT | 2,569 | 8,246 | 28,728 | 94,751 |
| 1605500 | TEA AND MATE | MT | 272 | 210 | 1,344 | 625 |
| 1611800 | CINNAMON,CHIPS,CASSIA, ETC | MT | 1,404 | 2,383 | 5,621 | 9,506 |
| 1616000 | MUSTARD FLOUR, PREP MUSTARD | MT | 631 | 650 | 1,189 | 1,403 |
| 1616100 | MUSTARD SEEDS | MT | 1,301 | 1,507 | 1,127 | 1,217 |
| 1617800 | PEPPER, BLACK AND WHITE | MT | 561 | 5,726 | 224 | 1,306 |
| 1618100 | PEPPER, RED | MT | 419 | 654 | 1,773 | 2,673 |
| 1621700 | SPICES, OTHER | MT | 251 | 231 | 668 | 444 |
| 1650500 | JUICE,GRAPEFRUIT,N/CONCEN | MLT | 2,974 | 3,874 | 9,810 | 13,242 |
| 1650700 | JUICE,ORANGE,N/CONCENTRATED | MLT | 16,807 | 14,738 | 6,639 | 6,463 |
| 1651500 | JUICE,OTHER,N/CONC,INC MIX | MLT | 37,669 | 32,614 | 17,503 | 17,960 |
| 1651700 | JUICE,GRAPE N/CONC | MLT | 5,480 | 9,305 | 2,362 | 3,073 |
| 1652100 | JUICE,PINEAPPLE N/CONC | MLT | 2,331 | 7,280 | 1,475 | 3,150 |
| 1652600 | JUICE,OTHER N/CONC | MLT | 8,647 | 6,459 | 3,459 | 3,052 |
| 1653100 | JUICE,GRAPEFRUIT, CONC,FRZ | MLT | 13,078 | 19,596 | 6,169 | 8,838 |
| 1653320 | JUICE,ORANGE,IN CONT <32OZ,FZ | MLT | 15,329 | 21,316 | 9,342 | 14,743 |
| 1653340 | JUICE,ORANGE,IN CONT >32OZ,FZ | MLT | 79,978 | 108,752 | 35,855 | 48,734 |
| 1653360 | JUICE,ORANGE,IN CONT <1GAL,FZ | MLT | 11,903 | 17,526 | 6,339 | 9,098 |
| 1654100 | JUICE,OTHER CITRUS, FROZEN | MLT | 21,420 | 22,801 | 16,191 | 17,252 |
| 1655400 | JUICE,GRAPE, FROZEN | MLT | 13,244 | 17,204 | 5,188 | 6,955 |
| 1656000 | JUICE,OTHER FROZEN | MLT | 604 | 1,126 | 494 | 1,036 |
| 1657100 | JUICE,GRAPEFRUIT, N/FRZ | MLT | 4,669 | 9,498 | 2,763 | 4,552 |
| 1657400 | JUICE,ORANGE NOT FROZEN | MLT | 3,762 | 5,314 | 2,011 | 2,800 |
| 1657700 | JUICE,OTHER,CITRUS N/FRZ | MLT | 12,812 | 12,689 | 9,972 | 11,301 |
| 1658000 | JUICE, GRAPE, N/FRZ | MLT | 2,277 | 3,315 | 1,563 | 2,818 |
| 1658400 | JUICE PINEAPPLE, NOT FROZEN | MLT | 3,633 | 11,604 | 2,120 | 4,012 |
| 1658800 | JUICE,OTHER, N/FROZEN | MLT | 2,025 | 1,742 | 1,089 | 894 |
| 1663020 | JUICE,TOMATO & MIXED VEG | MLT | 7,136 | 10,786 | 4,664 | 4,419 |
| 1663040 | JUICE,OTHER VEGETABLE | MLT | 15,464 | 11,755 | 8,822 | 6,672 |
| 1664100 | NONALCOHOLIC BEVERAGES,NSPF | MLT | 3,325 | 3,905 | 1,622 | 1,938 |
| 1670500 | ALE,PORTER,STOUT, AND BEER | MLT | 13,716 | 24,549 | 7,620 | 14,859 |
| 1673100 | STILL WINES CONT N/O 14% ALCO | MLT | 96,513 | 71,861 | 34,673 | 27,769 |
| 1674300 | WINES OF GRAPES, GRAPE MUST | MLT | 3,396 | 12,416 | 4,140 | 12,430 |
| 1675120 | CIDER,FERMENTED BEV, NEC | MLT | 2,150 | 4,819 | 2,080 | 4,037 |
| 1675140 | OTHER FERMENTED ALCO BEVERAGE | MLT | 298 | 1,111 | 202 | 488 |
| 1701220 | TOBACCO-WRAPPER,CONN SHADE LF | MT | 592 | 751 | 566 | 778 |
| 1701240 | TOBACCO-WRAPPER,GA AND FLA | MT | 1,394 | 2,253 | 19,534 | 34,847 |
| 1703310 | TOBACCO-FLUE-CURED N/STEM,LF | MT | 221 | 97 | 2,449 | 919 |
| 1703320 | TOBACCO-FLUE-CURED STEM LEAF | MT | 51,473 | 59,401 | 214,405 | 272,796 |
| 1703330 | TOBACCO-BURLEY N/STEMMED LEAF | MT | 121,141 | 128,945 | 624,942 | 687,199 |
| 1703340 | TOBACCO-BURLEY STEMMED LEAF | MT | 14,633 | 12,325 | 56,744 | 53,094 |
| 1703350 | TOBACCO-HARYLAND LEAF | MT | 23,517 | 26,642 | 117,066 | 145,402 |
| 1704205 | TOBACCO-DARK FIRED KY,TENN,LF | MT | 3,233 | 3,486 | 13,566 | 15,679 |
| 1704210 | TOBACCO-VA FIRED,SUN CURED LF | MT | 7,124 | 8,809 | 27,185 | 34,558 |
| | | MT | 935 | 1,416 | 3,728 | 5,140 |

TABLE 7 --U.S. AGRICULTURAL EXPORTS: QUANTITY AND VALUE BY COMMODITY
FISCAL YEARS 1978 AND 1979--CONTINUED

| SCHD.B NUMBER | COMMODITY | UNIT | QUANTITY | | VALUE | |
|------------------|-------------------------------|------|------------|------------|--------------------|--------------------|
| | | | 1978 | 1979 | 1978 1,000 DOL. | 1979 1,000 DOL. |
| 1704215 | TOBACCO-GREEN RIVER LEAF | MT | 168 | 141 | 435 | 381 |
| 1704220 | TOBACCO-ONE-SUCKER LEAF | MT | 44 | 101 | 128 | 392 |
| 1704225 | TOBACCO-PERIQUE LEAF | MT | 24 | 29 | 144 | 166 |
| 1704230 | TOBACCO-BLACKFAT LEAF | MT | 1,225 | 1,345 | 6,946 | 7,935 |
| 1704235 | TOBACCO-CIGAR BINDER CONN LF | MT | 15 | 33 | 85 | 107 |
| 1704240 | TOBACCO-WISPO/CIGAR BIND LF | MT | 44 | 4 | 165 | 44 |
| 1704245 | TOBACCO-CIGAR FILLER LEAF | MT | 112 | 59 | 342 | 231 |
| 1704300 | OTHER FILL,WRAP,FOREIGN LF RX | MT | 5,011 | 2,198 | 18,982 | 9,338 |
| 1705100 | UNMANUFACTURED TOBACCO,NSPF | MT | 42,174 | 39,554 | 24,947 | 24,014 |
| 1751500 | COTTONSEED | MT | 46,216 | 5,308 | 15,335 | 3,498 |
| 1751800 | FLAXSEED(LINSEED) | MT | 25,933 | 3,445 | 5,615 | 695 |
| 1754000 | SOYBEAN SEED FOR PLANTING | MT | 2,747 | 18,617 | 1,189 | 7,778 |
| 1754100 | SOYBEANS,OTHER | MT | 13,634,198 | 20,194,255 | 3,425,634 | 5,444,382 |
| 1755100 | SUNFLOWER SEED | MT | 906,237 | 1,341,704 | 226,108 | 372,219 |
| 1756020 | SAFFLOWER SEED | MT | 35,565 | 51,996 | 8,684 | 14,423 |
| 1756040 | OIL-BEARING,NUTS,SEEDS,NSPF | MT | 14,474 | 23,905 | 3,323 | 6,737 |
| 1760320 | OIL-CORN,CRUDE,ONCE REFINED | MT | 22,804 | 40,420 | 21,289 | 33,847 |
| 1760340 | OIL-CORN,OTHER | MT | 7,252 | 14,273 | 9,591 | 21,913 |
| 1760400 | OIL-COCONUT | MT | 6,984 | 3,723 | 3,533 | 3,649 |
| 1761820 | OIL-COTTONSEED, CRUDE | MT | 10,611 | 16,674 | 5,801 | 9,891 |
| 1761840 | OIL-COTTONSEED,ONCE REFINED | MT | 326,094 | 269,105 | 194,743 | 176,819 |
| 1761860 | OIL-COTTONSEED, RELIEF | MT | 205 | 0 | 208 | 0 |
| 1761880 | OIL-COTTONSEED,OTHER N/R | MT | 4,519 | 12,257 | 3,111 | 9,433 |
| 1762520 | OIL-LINSEED,CRUDE | MT | 30,635 | 137 | 13,710 | 114 |
| 1762540 | OIL-LINSEED,OTHER | MT | 427 | 330 | 428 | 388 |
| 1763820 | OIL-PEANUT,CRUDE | MT | 31,306 | 10,496 | 28,991 | 9,529 |
| 1763840 | OIL-PEANUT,OTHER | MT | 14,010 | 2,852 | 13,413 | 2,706 |
| 1765220 | OIL-SOYBEAN,CRUDE,DEGUMMED | MT | 700,023 | 876,994 | 388,754 | 557,399 |
| 1765240 | OIL-SOYBEAN,ONCE REFINED | MT | 39,824 | 22,747 | 23,646 | 16,044 |
| 1765260 | OIL-SOYBEAN,OTHER RELIEF | MT | 31,288 | 61,268 | 25,306 | 53,247 |
| 1765280 | OIL-SOYBEAN,OTHER N/R | MT | 115,758 | 88,159 | 75,027 | 71,825 |
| 1765400 | OIL-SUNFLOWER SEED | MT | 26,071 | 41,379 | 16,259 | 26,035 |
| 1769120 | OIL-OLIVE,PIPE,COLZA,MUST,SES | MT | 514 | 1,085 | 611 | 1,040 |
| 1769140 | OIL-CASTOR,PALM,PALM KERNEL | MT | 6,583 | 1,413 | 3,665 | 2,709 |
| 1769160 | OIL-OTHER | MT | 9,875 | 23,167 | 9,162 | 19,486 |
| 1775000 | LARD | MT | 38,611 | 43,782 | 23,190 | 28,394 |
| 1775220 | OLEO OIL,OLEO STEARIN,EDIBLE | MT | 298 | 329 | 227 | 315 |
| 1775240 | OLEO OIL,OLEO STEARIN,INED | MT | 5,527 | 4,285 | 2,689 | 2,833 |
| 1775620 | TALLOW,EDIBLE | MT | 8,315 | 22,708 | 3,747 | 13,514 |
| 1775640 | TALLOW,INEDIBLE | MT | 851,759 | 1,182,953 | 366,920 | 622,140 |
| 1775900 | WOOL GREASE | MT | 468 | 986 | 964 | 1,768 |
| 1777320 | ANHYDROUS MILK FAT | MT | 9 | 31 | 44 | 67 |
| 1777360 | CHOICE WHITE GREASE | MT | 63,473 | 26,308 | 26,681 | 13,366 |
| 1777380 | OTHER ANIMAL OILS,FATS,GREASE | MT | 7,500 | 15,288 | 4,273 | 9,148 |
| 1781120 | OILS-VEGETABLE SALAD,COOK,REL | MT | 1,488 | 1,277 | 1,444 | 888 |
| 1781140 | OILS-VEGETABLE SALAD,COOK,N/R | MT | 9,389 | 8,322 | 6,623 | 6,461 |
| 1783520 | OILS-SOYBEAN,HYDROGENATED | MT | 13,916 | 9,762 | 9,031 | 7,162 |
| 1783540 | OILS-COTTONSEED,HYDROGENATED | MT | 2,613 | 1,644 | 1,768 | 1,378 |
| 1783560 | OTHER OILS,HYDROGENATED | MT | 5,057 | 9,098 | 5,638 | 10,402 |
| 1786000 | OILS,MIXTURES,SALAD,COOKING | MT | 1,789 | 2,510 | 2,045 | 2,976 |
| 1787020 | WHOLLY OF VEG OILS,BAK,FRYING | MT | 5,290 | 5,341 | 5,253 | 6,692 |
| 1787040 | OTHER,BAKING OR FRYING FATS | MT | 6,408 | 6,813 | 6,689 | 8,218 |
| 1789000 | OTHER MIXTURES | MT | 1,609 | 4,037 | 1,488 | 2,538 |
| 1821200 | BALLS,WASH,PASTES,PUD, ETC | MT | 569 | 662 | 1,303 | 1,525 |
| 1822020 | BISCUITS,CAKE,WAFERS,ETC FRZ | MT | 4,856 | 7,258 | 4,346 | 7,073 |
| 1822040 | BISCUITS,CAKE,WAFERS,OTHER | MT | 12,593 | 17,069 | 15,223 | 21,697 |
| 1822500 | BREAD MADE OF YEAST | MT | 1,468 | 1,746 | 1,226 | 2,388 |
| 1823120 | OATMEAL,OATS,ROLLED,FLAKED,K | MT | 2,204 | 3,997 | 1,197 | 2,049 |
| 1823140 | OTHER CEREALS RDY FOR COOK | MT | 1,670 | 1,905 | 1,370 | 1,755 |
| 1823160 | CEREALS,OTHER READY TO EAT | MT | 7,493 | 9,047 | 9,664 | 11,272 |
| 1823800 | MACARONI,NOODLES,VERMICEL,ETC | MT | 1,827 | 3,143 | 1,535 | 2,525 |
| 1824410 | THIN SOY SAUCE | MT | 273 | 520 | 359 | 733 |
| 1824420 | CATSUP AND CHILI SAUCE | MT | 7,935 | 8,071 | 6,499 | 6,652 |
| 1824430 | MAYONNAISE | MT | 8,088 | 9,437 | 7,350 | 9,142 |
| 1824440 | OTHER SALAD DRESSINGS | MT | 4,342 | 4,547 | 3,803 | 4,917 |

TABLE 7 --U.S. AGRICULTURAL EXPORTS: QUANTITY AND VALUE BY COMMODITY
FISCAL YEARS 1978 AND 1979--CONTINUED

| SCHED.# NUMBER | COMMODITY | UNIT | QUANTITY | | VALUE | |
|-------------------|----------------------------------|------|-----------|-----------|--------------------|--------------------|
| | | | 1978 | 1979 | 1978 1,000 DOL. | 1979 1,000 DOL. |
| 1824450 | OTHER SAUCES | MT | 5,265 | 7,562 | 8,894 | 11,372 |
| 1825120 | SOUPS, DRIED, DEHYDRATED | MT | 996 | 1,421 | 2,277 | 3,988 |
| 1825140 | OTHER SOUPS | MT | 11,770 | 16,060 | 10,289 | 13,956 |
| 1825600 | VINEGAR | MLT | 4,871 | 4,393 | 2,029 | 2,094 |
| 1827000 | WILD RICE, CRUDE, PROCESSED | MT | 460 | 391 | 292 | 563 |
| 1829420 | POTATO CHIPS AND STICKS | MT | 4,826 | 6,692 | 9,473 | 14,304 |
| 1829440 | OTHER, CORN CHIPS & SIMILAR | MT | 3,207 | 4,446 | 5,161 | 9,065 |
| 1829705 | PANCAKE FLOUR AND OTHER MIXES | MT | 6,009 | 8,737 | 5,005 | 8,225 |
| 1829710 | BEVERAGE BASES | MT | 8,437 | 11,504 | 60,054 | 76,189 |
| 1829715 | CORN-SOYA-MILK BLENDS RELIEF | MT | 113,067 | 122,798 | 44,340 | 40,532 |
| 1829720 | CORN-SOYA-MILK BLENDS N/REL | MT | 7,453 | 13,184 | 2,799 | 4,676 |
| 1829725 | WHEAT-FLOUR-SOYA BLENDS REL | MT | 45,156 | 54,063 | 12,616 | 16,729 |
| 1829730 | WHEAT-FLOUR-SOYA BLENDS N/REL | MT | 3,699 | 2,179 | 1,202 | 1,031 |
| 1829735 | CREAM SUBSTITUTES & MILK SUB | MT | 11,813 | 11,600 | 16,787 | 16,300 |
| 1829740 | MIXED SEASONINGS | MT | 1,187 | 1,878 | 2,862 | 4,505 |
| 1829742 | FLOURS & GRITS, DEFAT, PART DEF | MT | 8,577 | 15,798 | 3,247 | 6,397 |
| 1829744 | FLOURS & GRITS, NON-DEFATTED | MT | 656 | 2,764 | 336 | 1,405 |
| 1829752 | ISOLATES | MT | 14,292 | 19,912 | 19,182 | 29,324 |
| 1829754 | CONCENTRATES, SPUN PROTEIN | MT | 19,206 | 17,655 | 12,816 | 15,098 |
| 1829760 | EDIBLE PREPS, OTHER, CANNED | MT | 5,755 | 11,399 | 7,219 | 16,482 |
| 1829770 | EDIBLE PREPS, OTHER, FROZEN | MT | 1,598 | 3,087 | 2,176 | 5,175 |
| 1829780 | EDIBLE PREPS, OTHER | MT | 10,525 | 15,160 | 16,810 | 24,687 |
| 1841020 | WHEAT BYPRODUCTS | MT | 96,936 | 111,976 | 9,767 | 15,732 |
| 1841040 | RICE BYPRODUCTS | MT | 36,543 | 77,918 | 3,046 | 8,713 |
| 1841060 | OTHER BRAN, SHORTS, MIDD, ETC | MT | 4,211 | 3,743 | 419 | 367 |
| 1842000 | BEEF PULP, DRIED | MT | 207,437 | 545,866 | 29,153 | 68,301 |
| 1842500 | BREWERS & DIST GRAINS, MALT SP | MT | 78,313 | 162,504 | 9,447 | 19,802 |
| 1843600 | HAY AND STRAW | MT | 68,085 | 116,245 | 5,735 | 10,557 |
| 1844800 | GRAIN HULLS, GRAIN, SEED, SCREEN | MT | 85,799 | 91,626 | 8,117 | 12,267 |
| 1845000 | OIL CAKE AND MEAL, LINSEED | MT | 143,563 | 107,495 | 22,954 | 18,182 |
| 1845220 | OIL CAKE AND MEAL, CORN | MT | 1,322 | 897 | 227 | 200 |
| 1845240 | OIL CAKE AND MEAL, COTTONSEED | MT | 103,905 | 135,681 | 17,221 | 19,861 |
| 1845260 | OIL CAKE AND MEAL, SOYBEAN | MT | 4,397,595 | 5,996,261 | 901,105 | 1,364,929 |
| 1845270 | OIL CAKE AND MEAL, OTHER | MT | 64,296 | 50,391 | 12,559 | 11,466 |
| 1845600 | HEAT MEAL AND TANKAGE | MT | 60,761 | 36,463 | 14,084 | 9,986 |
| 1846620 | MEAT, OFFAL, FR, FRZ, INEDIBLE | MT | 11,933 | 8,991 | 4,552 | 3,593 |
| 1846640 | MEAT, OFFAL, OTHER, INEDIBLE | MT | 1,396 | 1,806 | 627 | 849 |
| 1848005 | ALFALFA HAY CUBES | MT | 215,322 | 347,435 | 20,973 | 34,345 |
| 1848010 | ALFALFA MEAL, SUN CURED | MT | 170,933 | 127,216 | 15,582 | 13,469 |
| 1848015 | ALFALFA MEAL, DEHYDRATED | MT | 78,201 | 109,018 | 8,617 | 12,387 |
| 1848020 | CORN GLUTEN FEED & MEAL | MT | 1,630,723 | 1,843,390 | 208,480 | 290,513 |
| 1848025 | FEATHER MEAL | MT | 1,879 | 2,841 | 443 | 535 |
| 1848032 | DOG AND CAT FOOD | MT | 37,848 | 50,422 | 22,554 | 33,407 |
| 1848034 | OTHER PET FOOD | MT | 14,082 | 26,792 | 10,645 | 17,574 |
| 1848035 | POULTRY FEEDS, PREPARED | MT | 152,847 | 137,916 | 49,544 | 49,776 |
| 1848040 | DAIRY CATTLE FEED, PREP | MT | 21,555 | 26,379 | 5,197 | 5,866 |
| 1848045 | LIVESTOCK FEED, PREPARED | MT | 89,290 | 58,557 | 30,411 | 25,804 |
| 1848055 | OTHER CORN PROD, CORN BYPROD | MT | 162,834 | 195,028 | 22,362 | 29,243 |
| 1848060 | OTHER ANIMAL FEEDS | MT | 456,252 | 818,151 | 54,272 | 110,625 |
| 1860500 | FEATHERS AND DOWNS | MT | 1,185 | 1,213 | 12,674 | 14,618 |
| 1865700 | HAIR, BRISTLES | MT | 2,869 | 3,744 | 3,201 | 6,357 |
| 1905920 | CASINGS, HOG | MT | 5,324 | 5,472 | 10,131 | 10,790 |
| 1905940 | CASINGS, OTHER | MT | 1,747 | 1,659 | 13,388 | 12,989 |
| 1911520 | BULL SEMEN | --- | 0 | 0 | 10,643 | 14,912 |
| 1912500 | OTHER ANIMAL PRODUCTS, CRUDE | --- | 0 | 0 | 8,614 | 15,056 |
| 1921120 | CUT FLOWERS, FRESH, BOUQ, ETC | --- | 0 | 0 | 6,524 | 7,966 |
| 1921140 | OTHER PLANTS, ETC | --- | 0 | 0 | 9,912 | 18,211 |
| 1922500 | HOPS | MT | 4,688 | 8,029 | 11,173 | 21,169 |
| 1923200 | HOP EXTRACT AND LUPULIN | MT | 1,115 | 1,741 | 9,894 | 13,488 |
| 1924200 | LICORICE ROOT & EXTRACT | MT | 1,256 | 1,313 | 3,237 | 4,039 |
| 1925500 | BROOM CORN | MT | 364 | 178 | 747 | 503 |
| 1928200 | OTHER STRAWS, FIB VEG SUB, NSPF | MT | 204 | 271 | 338 | 420 |
| 1932200 | SEALING, COMMUNION, WAFERS, ETC | MT | 131 | 208 | 116 | 171 |
| 1932500 | VEG SUB, CRUDE, NSPF UNFIT BEV | MT | 4,995 | 7,206 | 5,963 | 8,133 |
| 2111025 | HIDES-CATTLE, PIECES | MT | 3,197 | 0 | 2,069 | 0 |

TABLE 7 --U.S. AGRICULTURAL EXPORTS: QUANTITY AND VALUE BY COMMODITY
FISCAL YEARS 1978 AND 1979--CONTINUED

| SCHD.B NUMBER | COMMODITY | UNIT | QUANTITY | | VALUE | |
|------------------|-------------------------------|------|-----------|-----------|--------------------|--------------------|
| | | | 1978 | 1979 | 1978 1,000 DOL. | 1979 1,000 DOL. |
| 2111030 | HIDES-EQUINE | NO | 97,321 | 0 | 967 | 0 |
| 2112010 | SKINS-CALF | NO | 591,194 | 0 | 3,305 | 0 |
| 2112020 | SKINS-KIP | NO | 119,537 | 0 | 1,425 | 0 |
| 2120050 | FURSKINS,NEC | NO | 1,141,062 | 0 | 21,621 | 0 |
| 2210550 | OIL-SEEDS,NUTS,KERNELS | MT | 1,637 | 0 | 572 | 0 |
| 2214000 | SOYBEANS | MT | 6,052,089 | 0 | 1,323,415 | 0 |
| 2219010 | SOYBEAN-FLOUR,MEAL,N/DEFATTED | MT | 28,384 | 0 | 6,327 | 0 |
| 2219020 | OILSEED FLOUR AND MEAL, NEC | NA | --- | --- | 919 | 0 |
| 2610000 | SILK-RAW AND WASTE | MT | 292 | 0 | 99 | 0 |
| 2623020 | HAIR-FINE ANIMAL,NEC-UNCOMBED | MT | 55 | 0 | 1,445 | 0 |
| 2624000 | WOOL-NOT CARDED OR COMBED | MT | 32 | 0 | 137 | 0 |
| 2625100 | HAIR-HORSE, MANE AND TAIL | MT | 44 | 0 | 69 | 0 |
| 2625900 | HAIR-COARSE ANIMAL, NEC | MT | 32 | 0 | 47 | 0 |
| 2631011 | COTTON-AMERICAN EGYPTIAN,ETC | MT | 165 | 0 | 208 | 0 |
| 2631021 | COTTON-UPLAND,1-1/8 INCH & OV | MT | 29,075 | 0 | 43,936 | 0 |
| 2631031 | COTTON-UPLAND,1 TO 1-1/8 INCH | MT | 171,514 | 0 | 234,728 | 0 |
| 2631041 | COTTON-UPLAND UNDER 1 INCH | MT | 21,854 | 0 | 26,730 | 0 |
| 2640000 | JUTE-TOW AND WASTE | MT | 287 | 0 | 138 | 0 |
| 2651000 | FIBER-FLAX, TOW & WASTE | MT | 214 | 0 | 96 | 0 |
| 2654000 | FIBER-SISAL,ETC,TOW & WASTE | MT | 228 | 0 | 74 | 0 |
| 2655000 | FIBER-MANILA, TOW & WASTE | MT | 473 | 0 | 851 | 0 |
| 2656000 | FIBERS-VEG, NEC AND WASTE | MT | 946 | 0 | 412 | 0 |
| 2910040 | BIRD FEATHERS AND DOWN | MT | 420 | 0 | 6,334 | 0 |
| 2910075 | BONE MEAL | MT | 4,674 | 0 | 1,031 | 0 |
| 2910090 | ANIMAL MATERIALS,NEC-CRUDE | NA | --- | --- | 4,140 | 0 |
| 2925015 | SEED-LADINO CLOVER | MT | 468 | 0 | 1,486 | 0 |
| 2925025 | SEED-CLOVER, NEC | MT | 173 | 0 | 446 | 0 |
| 2925030 | SEED-BENT GRASS | MT | 680 | 0 | 1,162 | 0 |
| 2925035 | SEED-FESCUE GRASS | MT | 1,797 | 0 | 2,056 | 0 |
| 2925050 | SEED-KY BLUE GRASS,INC MERION | MT | 663 | 0 | 1,163 | 0 |
| 2925060 | SEED-GRASS, NEC | MT | 2,004 | 0 | 2,432 | 0 |
| 2925075 | SEED-VEGETABLE, NEC | MT | 2,241 | 0 | 12,282 | 0 |
| 2925085 | SEEDS, NEC | MT | 5,621 | 0 | 2,696 | 0 |
| 2926910 | HERBACEOUS PLANTS, ETC | NA | --- | --- | 380 | 0 |
| 2926930 | NURSERY STOCK, NEC | NA | --- | --- | 2,578 | 0 |
| 2927100 | CUT FLOWERS | NA | --- | --- | 2,629 | 0 |
| 2927200 | FOLIAGE AND CHRISTMAS TREES | NA | --- | --- | 3,621 | 0 |
| 2928010 | GINSENG | MT | 110 | 0 | 17,108 | 0 |
| 2928030 | DRUGS-VEGETABLE ORIGIN,NEC | MT | 855 | 0 | 1,965 | 0 |
| 2929110 | PECTIN AND PECTIC SUBSTANCES | MT | 151 | 0 | 949 | 0 |
| 2929115 | HOP-EXTRACT | MT | 343 | 0 | 2,483 | 0 |
| 2929125 | VEGETABLE SAPS, EXTRACTS, NEC | MT | 705 | 0 | 2,978 | 0 |
| 2929520 | VEG-BRUSH,BROOM MATERIAL,NEC | MT | 122 | 0 | 129 | 0 |
| 2929800 | VEGETABLE MATERIALS,NEC-CRUDE | NA | --- | --- | 630 | 0 |
| 3001030 | COTTON, STAPLE LGTH < 1 INCH | MT | 176,207 | 158,504 | 199,861 | 197,295 |
| 3001060 | COTTON,STAPLE L, >1<1/1/8 IN | MT | 785,039 | 1,073,755 | 1,002,212 | 1,521,013 |
| 3001530 | COTTON,STA L AMER PIMA,SEA IS | MT | 5,002 | 9,547 | 9,409 | 18,197 |
| 3001550 | COTTON,STAL LGTH 1 1/8 IN > | MT | 128,178 | 98,865 | 176,541 | 159,688 |
| 3003011 | LINTERS, FELT GRADE 1-7 | MT | 15,082 | 9,890 | 2,444 | 2,125 |
| 3003021 | LINTERS, OTHER | MT | 45,645 | 44,680 | 10,766 | 10,726 |
| 3040100 | VEG FIBERS,EX COTTON WASTES | MT | 4,710 | 1,825 | 3,164 | 2,039 |
| 3050120 | ROVINGS,VEG FIBERS | MT | 156 | 95 | 110 | 62 |
| 3060520 | WOOL,N/FINER THAN 58S | MT | 137 | 103 | 542 | 423 |
| 3060540 | WOOL,FINER THAN 58S | MT | 35 | 16 | 220 | 152 |
| 3069000 | HAIR,MOHAIR | MT | 3,200 | 2,793 | 22,854 | 29,475 |
| 3069500 | HAIR,OTHER | MT | 170 | 150 | 5,384 | 4,313 |
| 3080800 | SILK, RAW AND WASTES | MT | 122 | 617 | 221 | 480 |
| 4113220 | TALLOW-INEDIBLE | MT | 297,129 | 0 | 119,152 | 0 |
| 4113230 | FATS,UNRENDERED-CATTLE,ETC | MT | 66 | 0 | 32 | 0 |
| 4113310 | LARD/OLEO,OIL & STEARIN-ED | MT | 1,109 | 0 | 489 | 0 |
| 4113320 | LARD/OLEO,OIL & STEARIN-INED | MT | 284 | 0 | 153 | 0 |
| 4113700 | OILS AND FATS,NEC-ANIMAL | MT | 5,793 | 0 | 2,778 | 0 |
| 4212030 | OIL-SOYBEAN SALAD,RELIEF | MT | 260 | 0 | 269 | 0 |
| 4212040 | OIL-SOYBEAN SALAD,NOT RELIEF | MT | 31,849 | 0 | 18,723 | 0 |
| 4218010 | OIL-SOFT SALAD,CRUDE,NEC | MT | 4,065 | 0 | 1,937 | 0 |

TABLE 7 --U.S. AGRICULTURAL EXPORTS: QUANTITY AND VALUE BY COMMODITY
FISCAL YEARS 1978 AND 1979--CONTINUED

| SCHED. B NUMBER | COMMODITY | UNIT | QUANTITY | | VALUE | |
|--------------------|----------------------------------|------|----------|--------|--------------------|--------------------|
| | | | 1978 | 1979 | 1978 1,000 DOL. | 1979 1,000 DOL. |
| 4218020 | OIL-SOFT SALAD, REFINED, NEC | MT | 2 | 0 | 4 | 0 |
| 4218030 | OIL-SOFT SALAD, NEC, RELIEF | MT | 437 | 0 | 457 | 0 |
| 4218040 | OIL-SOFT SALAD, NEC, NOT RELIEF | MT | 3,683 | 0 | 1,915 | 0 |
| 4229010 | OIL-TUNG | MT | 37 | 0 | 95 | 0 |
| 4229020 | OIL-CORN | MT | 9,732 | 0 | 8,884 | 0 |
| 4229030 | OIL-FIXED VEGETABLE, NEC | MT | 6,102 | 0 | 4,917 | 0 |
| 4311040 | OILS, NEC, INC SULFATED OIL | MT | 340 | 0 | 380 | 0 |
| 4312030 | FATS, OILS, NEC-HYDROGENATED | MT | 2,503 | 0 | 2,075 | 0 |
| 4313120 | FATTY ACIDS, EXCEPT TALL OIL | MT | 2,899 | 0 | 2,941 | 0 |
| 4313200 | FOOTS, SOAPSTOCK, ETC, NEC | MT | 2,808 | 0 | 849 | 0 |
| 4314000 | WAXES-ANIMAL, VEGETABLE ORIGIN | MT | 264 | 0 | 556 | 0 |
| 4315000 | OILS & FATS, NEC-RELIEF | MT | 5,011 | 0 | 4,842 | 0 |
| 4315720 | MONOSODIUM GLUTAMATE | MT | 1,149 | 1,673 | 1,477 | 2,222 |
| 4341010 | ANIMAL, NAT DRUGS, CRUDE, GLANDS | MT | 2,350 | 2,885 | 7,783 | 11,352 |
| 4341020 | ANIMAL, NAT DRUGS, CR, BILE ETC | MT | 193 | 241 | 1,161 | 1,982 |
| 4343010 | ANIMAL, NAT DRUGS, ADV, LIVER | MT | 35 | 67 | 794 | 1,519 |
| 4343050 | ANIMAL, NAT DRUGS, ADV, OTHER | MT | 183 | 140 | 7,591 | 11,626 |
| 4345010 | VEG DRUGS, CRUDE, GINSENG | MT | 38 | 124 | 4,580 | 21,151 |
| 4345050 | VEG DRUGS, OTHER | MT | 317 | 611 | 848 | 2,263 |
| 4346010 | VEG DRUGS, ADV, GINSENG | MT | 1,060 | 166 | 778 | 5,709 |
| 4346050 | VEG DRUGS, ADV, OTHER | MT | 104 | 170 | 1,182 | 2,145 |
| 4352500 | RENNET | MT | 260 | 396 | 2,913 | 4,335 |
| 4352600 | ENZYMES | MT | 995 | 1,143 | 18,618 | 24,335 |
| 4352700 | FERMENTS, EX YEAST | MT | 356 | 602 | 664 | 837 |
| 4352800 | YEAST | MT | 2,990 | 3,453 | 4,204 | 4,918 |
| 4460505 | RUBBER, LATEX | MT | 2,840 | 6,629 | 2,921 | 5,961 |
| 4460515 | RUBBER, OTHER | MT | 11,269 | 10,113 | 14,370 | 13,059 |
| 4501500 | LIQUID FLAVORS | MT | 6,614 | 7,121 | 32,065 | 43,746 |
| 4503500 | OTHER | MT | 1,602 | 1,969 | 10,928 | 13,620 |
| 4522000 | OIL, CF DARWOOD, CLOVE, NUTMEG | MT | 429 | 550 | 2,332 | 2,777 |
| 4523400 | OIL, LEMON | MT | 584 | 670 | 6,897 | 7,920 |
| 4524400 | OIL, ORANGE | MT | 3,115 | 3,835 | 3,714 | 5,535 |
| 4525400 | OIL, PEPPERMINT | MT | 954 | 1,294 | 31,206 | 31,866 |
| 4525800 | OIL, SPEARMINT | MT | 437 | 568 | 11,941 | 12,422 |
| 4526000 | OIL, OTHER | MT | 1,138 | 2,211 | 13,096 | 21,734 |
| 4550300 | PECTIN | MT | 499 | 535 | 2,654 | 3,624 |
| 4550700 | STOCK FOR GLUE, GELATIN ETC | MT | 360 | 164 | 460 | 169 |
| 4552100 | GELATIN, EDIBLE ETC | MT | 1,382 | 2,143 | 7,427 | 11,562 |
| 4554900 | GLUE, OTHER | MT | 4,624 | 6,171 | 5,688 | 8,427 |
| 4711000 | VEG CRUDE OR PROC | MT | 469 | 658 | 402 | 594 |
| 4804000 | BONE MEAL, BONE ASH, BONE DUST | MT | 13,125 | 42,856 | 2,004 | 1,485 |
| 4901000 | FATTY ACID, OLEIC | MT | 2,893 | 4,764 | 2,326 | 4,148 |
| 4901300 | FATTY ACID, STEARIC | MT | 4,637 | 2,417 | 3,627 | 2,556 |
| 4920300 | BARBASCO, CUBE ROOT, DERRIS ETC | MT | 19 | 16 | 27 | 28 |
| 4921600 | CASEIN, CASEINATES, MIXTURES | MT | 390 | 380 | 1,435 | 1,474 |
| 4923000 | DEXTRINE, SOLUBLE ETC | MT | 2,998 | 3,771 | 1,674 | 2,416 |
| 4923510 | LACTOSE | MT | 3,422 | 10,727 | 1,796 | 5,686 |
| 4923520 | OTHER, POLYSACCHARIDES, ETC | MT | 159 | 677 | 106 | 205 |
| 4924000 | PYRETHRUM, INSECT FLOWERS, ETC | MT | 58 | 57 | 420 | 521 |
| 4925410 | WAXES, UNBLENDED | MT | 1,798 | 3,066 | 2,326 | 2,930 |
| 5120948 | MONOSODIUM GLUTAMATE & PRODS | MT | 234 | 0 | 365 | 0 |
| 5120965 | VEGETABLE LECITHIN | MT | 995 | 0 | 638 | 0 |
| 5511025 | OIL-CITRUS, NEC | MT | 39 | 0 | 298 | 0 |
| 5511080 | OILS-ESSENTIAL, NEC, RESINOIDS | MT | 321 | 0 | 4,392 | 0 |
| 5995110 | CORN STARCH | MT | 7,976 | 0 | 3,118 | 0 |
| 5995120 | STARCHES, NEC, AND INULIN | MT | 1,462 | 0 | 653 | 0 |
| 5995200 | GLUTEN AND GLUTEN FLOUR | MT | 182 | 0 | 92 | 0 |
| 5995405 | EGG ALBUMIN | MT | 712 | 0 | 2,517 | 0 |
| 5995410 | ALBUMIN EX EGG & DERIVATIVES | MT | 8 | 0 | 471 | 0 |
| 5995815 | CASEIN, PEPTONES, DEXTRINS | MT | 193 | 0 | 189 | 0 |
| 5995825 | CASEIN, PEPTONES, DEXTRINS, DRIV | MT | 171 | 0 | 430 | 0 |
| 5995834 | GLUES, ADHESIVES-ANIMAL, VEG | MT | 726 | 0 | 534 | 0 |
| 5995840 | GELATIN-EDIBLE GRADE | MT | 150 | 0 | 608 | 0 |
| 5995860 | VEGETABLE PROTEINS | MT | 7,030 | 0 | 6,637 | 0 |
| 5995870 | PROTEIN SUBSTANCES NEC | MT | 95 | 0 | 693 | 0 |
| 8183100 | FOOD PRODUCTS, NSFP, RELIEF | --- | 0 | 0 | 9,199 | 15,131 |

TABLE B.--U.S. EXPORTS: VALUE OF TOTAL, NONAGRICULTURAL, AND AGRICULTURAL,
BY COUNTRY, FISCAL YEARS 1978 AND 1979

| COUNTRY | TOTAL | | NONAGRICULTURAL | | AGRICULTURAL | |
|----------------------------|---------------------|-------------|-----------------|-------------|--------------|------------|
| | 1978 | 1979 | 1978 | 1979 | 1978 | 1979 |
| | -- 1,000 DOLLARS -- | | | | | |
| WORLD 1/ | 131,196,239 | 167,605,853 | 103,905,436 | 135,630,431 | 27,290,803 | 31,975,422 |
| NORTH AMERICA | 26,301,123 | 31,363,522 | 24,740,846 | 29,693,997 | 1,560,277 | 1,669,525 |
| GREENLAND | 1,572 | 1,164 | 1,572 | 1,135 | 0 | 29 |
| CANADA | 26,299,418 | 31,362,252 | 24,739,176 | 29,692,776 | 1,560,242 | 1,669,476 |
| ST PIERRE AND MIQUELON | 132 | 106 | 97 | 85 | 35 | 20 |
| LATIN AMERICA | 20,156,422 | 25,869,810 | 17,398,983 | 22,498,129 | 2,757,439 | 3,371,681 |
| MEXICO | 5,903,769 | 8,781,386 | 5,168,537 | 7,809,471 | 735,232 | 971,915 |
| CENTRAL AMERICA | 1,970,899 | 2,127,001 | 1,735,274 | 1,875,921 | 236,625 | 251,880 |
| GUATEMALA | 387,619 | 435,427 | 340,781 | 385,238 | 46,838 | 50,189 |
| BELIZE | 35,196 | 50,406 | 28,812 | 42,284 | 6,384 | 8,122 |
| EL SALVADOR | 357,409 | 355,379 | 305,563 | 307,472 | 51,846 | 47,907 |
| HONDURAS | 275,143 | 304,138 | 242,661 | 274,175 | 32,482 | 29,963 |
| NICARAGUA | 209,721 | 105,415 | 185,798 | 89,385 | 23,923 | 16,030 |
| COSTA RICA | 326,452 | 375,074 | 294,983 | 337,274 | 31,469 | 37,800 |
| PANAMA | 379,000 | 500,443 | 336,317 | 439,374 | 42,683 | 61,069 |
| CANAL ZONE | 359 | 719 | 359 | 719 | 0 | 0 |
| CARIBBEAN | 2,148,074 | 2,595,068 | 1,691,406 | 2,037,092 | 456,668 | 557,976 |
| BERMUDA | 101,169 | 104,210 | 75,893 | 76,051 | 25,276 | 28,159 |
| BAHAMAS | 257,504 | 319,734 | 204,303 | 260,171 | 53,201 | 59,563 |
| CUBA | 314 | 372 | 314 | 370 | 0 | 2 |
| JAMAICA | 283,693 | 278,245 | 206,012 | 201,522 | 77,681 | 76,723 |
| TURKS AND CAICOS ISLAND | 2,384 | 2,832 | 1,831 | 2,353 | 553 | 479 |
| CAYMAN ISLANDS | 20,242 | 29,700 | 14,996 | 23,981 | 5,246 | 5,719 |
| HAITI | 190,809 | 220,928 | 157,473 | 179,084 | 33,336 | 41,844 |
| DOMINICAN REPUBLIC | 454,456 | 558,016 | 332,364 | 393,505 | 122,092 | 159,511 |
| LEeward-WINDWARD IS. | 78,054 | 88,123 | 58,735 | 62,945 | 19,319 | 25,178 |
| BARBADOS | 72,824 | 303,465 | 57,925 | 82,979 | 14,899 | 20,486 |
| TRINIDAD-TOBAGO | 297,769 | 429,433 | 249,086 | 362,025 | 48,683 | 67,408 |
| NETHERLANDS ANTILLES | 347,242 | 404,138 | 298,133 | 341,746 | 49,109 | 62,792 |
| FRENCH WEST INDIES | 41,615 | 55,872 | 34,342 | 45,760 | 7,273 | 10,112 |
| SOUTH AMERICA | 10,133,680 | 12,366,354 | 8,803,766 | 10,775,644 | 1,329,914 | 1,590,710 |
| COLOMBIA | 896,673 | 1,336,734 | 766,945 | 1,120,884 | 129,728 | 215,850 |
| VENEZUELA | 3,555,274 | 3,799,009 | 3,199,921 | 3,351,321 | 355,353 | 447,688 |
| GUAYANA | 49,675 | 69,141 | 35,180 | 50,210 | 14,495 | 18,931 |
| SURINAM | 123,472 | 110,807 | 106,145 | 93,290 | 17,327 | 17,517 |
| FRENCH GUIANA | 4,411 | 7,209 | 4,134 | 6,721 | 277 | 488 |
| ECUADOR | 596,641 | 656,986 | 518,361 | 564,305 | 78,280 | 92,681 |
| PERU | 472,629 | 636,328 | 350,364 | 496,480 | 122,265 | 139,848 |
| BOLIVIA | 192,985 | 173,471 | 168,509 | 146,885 | 24,476 | 26,586 |
| CHILE | 622,796 | 829,180 | 477,413 | 681,039 | 145,383 | 147,341 |
| BRAZIL | 2,720,192 | 3,126,931 | 2,307,844 | 2,682,181 | 412,348 | 444,750 |
| PARAGUAY | 63,247 | 105,863 | 62,085 | 104,580 | 1,162 | 1,283 |
| URUGUAY | 80,241 | 103,141 | 62,929 | 93,194 | 17,312 | 9,947 |
| ARGENTINA | 755,394 | 1,411,466 | 743,886 | 1,383,666 | 11,508 | 27,800 |
| OTHER SOUTH AMERICA | 48 | 89 | 48 | 89 | 0 | 0 |
| EUROPE | 39,052,499 | 53,095,431 | 27,784,850 | 40,174,146 | 11,267,649 | 12,921,285 |
| WESTERN EUROPE | 35,037,502 | 47,988,650 | 26,558,727 | 38,570,372 | 8,478,775 | 9,418,278 |
| EC (9) | 28,571,081 | 38,606,767 | 21,919,482 | 31,225,726 | 6,651,599 | 7,381,041 |
| EC (6) | 21,387,404 | 27,859,591 | 15,906,622 | 21,850,876 | 5,480,782 | 6,008,713 |
| NETHERLANDS | 5,078,530 | 6,413,736 | 2,928,134 | 4,015,881 | 2,150,396 | 2,397,855 |
| BELGIUM-LUXEMBOURG | 3,264,861 | 4,541,617 | 2,826,939 | 4,028,197 | 437,922 | 513,428 |
| FRANCE | 3,748,000 | 5,078,098 | 3,243,943 | 4,390,427 | 504,057 | 687,671 |
| FED REPUBLIC OF GERMANY | 6,267,346 | 7,857,955 | 4,807,634 | 6,375,586 | 1,459,712 | 1,482,369 |
| ITALY | 3,028,667 | 3,968,184 | 2,099,972 | 3,040,784 | 928,695 | 927,400 |
| EC (3) | 7,183,677 | 10,747,176 | 6,012,860 | 9,374,850 | 1,170,817 | 1,372,326 |
| DENMARK | 524,098 | 685,219 | 337,620 | 465,081 | 186,478 | 220,158 |
| UNITED KINGDOM | 6,222,973 | 9,424,555 | 5,205,309 | 8,349,542 | 937,664 | 1,075,013 |
| IRELAND | 436,606 | 637,403 | 389,931 | 560,228 | 46,675 | 77,175 |
| OTHER WESTERN EUROPE | 6,466,420 | 9,381,883 | 4,639,244 | 7,344,646 | 1,827,176 | 2,037,237 |
| ICELAND | 37,827 | 42,124 | 32,553 | 34,921 | 5,274 | 7,203 |
| SWEDEN | 1,026,197 | 1,410,148 | 925,825 | 1,305,433 | 100,372 | 104,715 |
| NORWAY | 547,109 | 620,799 | 425,559 | 483,798 | 121,550 | 137,001 |
| FINLAND | 196,255 | 281,380 | 163,880 | 223,151 | 32,375 | 56,229 |
| AUSTRIA | 263,360 | 277,953 | 243,071 | 256,878 | 20,289 | 21,075 |
| SWITZERLAND | 1,482,874 | 2,918,676 | 1,248,723 | 2,683,423 | 234,151 | 235,253 |
| AZORES | 2,893 | 2,571 | 1,564 | 685 | 1,329 | 1,886 |
| SPAIN | 1,760,984 | 2,341,461 | 1,006,173 | 1,513,186 | 754,811 | 828,275 |
| PORTUGAL | 516,951 | 628,068 | 137,352 | 192,766 | 379,599 | 435,902 |
| GIBRALTAR | 1,190 | 1,706 | 1,042 | 1,506 | 148 | 200 |
| MALTA-GOZO | 25,028 | 24,026 | 9,182 | 14,518 | 15,846 | 9,508 |
| GREECE | 605,755 | 832,372 | 444,323 | 632,382 | 161,432 | 199,990 |
| EASTERN EUROPE EX U.S.S.R. | 1,717,230 | 2,336,404 | 724,910 | 901,111 | 992,320 | 1,435,293 |
| GERMAN DEMOCRATIC REPUBLIC | 111,768 | 262,471 | 8,114 | 33,910 | 103,654 | 228,561 |
| CZECHOSLOVAKIA | 88,552 | 180,777 | 23,084 | 36,489 | 65,468 | 144,288 |
| HUNGARY | 93,854 | 81,140 | 43,067 | 51,098 | 50,787 | 30,042 |
| POLAND | 696,389 | 586,794 | 173,461 | 136,462 | 522,928 | 450,332 |
| YUGOSLAVIA | 379,764 | 694,809 | 290,222 | 463,147 | 89,542 | 231,662 |
| ALBANIA | 535 | 11,620 | 318 | 11,469 | 217 | 151 |
| ROMANIA | 308,810 | 456,874 | 174,837 | 154,507 | 133,973 | 302,367 |
| BULGARIA | 37,557 | 61,919 | 11,806 | 14,029 | 25,751 | 47,890 |

TABLE B.--U.S. EXPORTS: VALUE OF TOTAL, NONAGRICULTURAL, AND AGRICULTURAL, BY COUNTRY, FISCAL YEARS 1978 AND 1979--CONTINUED

| COUNTRY | TOTAL | | NONAGRICULTURAL | | AGRICULTURAL | |
|----------------------------|---------------------|------------|-----------------|------------|--------------|------------|
| | 1978 | 1979 | 1978 | 1979 | 1978 | 1979 |
| | -- 1,000 DOLLARS -- | | | | | |
| U.S.S.R. | 2,297,767 | 2,770,377 | 501,213 | 702,663 | 1,796,554 | 2,067,714 |
| U.S.S.R. | 2,297,764 | 2,770,189 | 501,210 | 702,475 | 1,796,554 | 2,067,714 |
| ESTONIA | 1 | 0 | 1 | 0 | 0 | 0 |
| LATVIA | 2 | 19 | 2 | 19 | 0 | 0 |
| LITHUANIA | 0 | 170 | 0 | 170 | 0 | 0 |
| ASIA | 36,221,101 | 46,588,861 | 26,842,147 | 34,992,482 | 9,378,954 | 11,596,379 |
| WEST ASIA | 11,797,041 | 11,575,775 | 10,501,573 | 10,111,656 | 1,295,468 | 1,464,119 |
| TURKEY | 294,879 | 378,973 | 291,062 | 378,073 | 3,817 | 900 |
| CYPRUS | 27,124 | 32,726 | 13,203 | 22,888 | 13,141 | 9,838 |
| SYRIA | 108,073 | 209,145 | 94,544 | 164,373 | 13,529 | 44,772 |
| LEBANON | 159,927 | 153,226 | 127,417 | 108,577 | 32,510 | 44,649 |
| IRAQ | 283,655 | 396,723 | 158,513 | 273,388 | 125,142 | 123,335 |
| IRAN | 3,481,751 | 1,765,539 | 3,029,659 | 1,275,593 | 452,092 | 489,946 |
| ISRAEL | 1,661,960 | 1,741,030 | 1,391,143 | 1,428,516 | 270,817 | 312,514 |
| JORDAN | 219,263 | 294,842 | 192,243 | 266,208 | 27,020 | 28,634 |
| GAZA STRIP | 2,940 | 2,340 | 2,334 | 2,022 | 606 | 318 |
| KUWAIT | 632,217 | 770,830 | 614,620 | 745,847 | 17,597 | 24,983 |
| SAUDI ARABIA | 4,074,364 | 4,632,127 | 3,790,856 | 4,320,387 | 283,508 | 311,740 |
| QATAR | 84,398 | 123,091 | 79,373 | 120,402 | 5,025 | 2,689 |
| UNITED ARAB EMIRATES | 470,525 | 609,458 | 448,530 | 564,673 | 21,995 | 44,785 |
| YEMEN (SANA) | 38,854 | 169,399 | 34,985 | 159,121 | 3,869 | 10,278 |
| YEMEN (ADEN) | 21,067 | 18,350 | 4,889 | 11,518 | 16,178 | 6,832 |
| OMAN | 64,959 | 82,183 | 61,320 | 80,034 | 3,639 | 2,149 |
| BAHRAIN | 171,085 | 195,794 | 166,102 | 190,037 | 4,983 | 5,757 |
| SOUTH ASIA | 1,631,056 | 1,908,412 | 976,144 | 1,255,356 | 654,912 | 653,056 |
| AFGHANISTAN | 18,078 | 13,697 | 13,317 | 9,805 | 4,721 | 3,892 |
| INDIA | 974,219 | 1,026,523 | 703,543 | 806,172 | 270,676 | 220,351 |
| PAKISTAN | 408,642 | 586,899 | 190,203 | 339,942 | 218,439 | 246,957 |
| NEPAL | 12,234 | 6,415 | 11,070 | 4,332 | 1,164 | 2,083 |
| BANGLADESH | 161,672 | 213,097 | 42,059 | 71,220 | 119,613 | 141,877 |
| SRI LANKA (CEYLON) | 56,251 | 61,780 | 15,952 | 23,884 | 40,299 | 37,896 |
| EAST AND SOUTHEAST ASIA | 22,793,004 | 33,104,674 | 15,364,430 | 23,625,470 | 7,428,574 | 9,479,204 |
| JAPAN | 11,519,844 | 16,533,697 | 7,360,763 | 11,473,154 | 4,159,081 | 5,060,543 |
| CHINA MAINLAND | 522,617 | 1,458,909 | 178,234 | 525,797 | 342,383 | 884,112 |
| SE & ASIA EX JAPAN & CHINA | 10,750,543 | 15,112,068 | 7,833,433 | 11,577,519 | 2,917,130 | 3,534,549 |
| MIRYA | 31,965 | 29,050 | 31,954 | 28,258 | 11 | 792 |
| THAILAND | 583,328 | 780,587 | 464,376 | 629,753 | 118,952 | 150,834 |
| VIETNAM | 1,879 | 390 | 379 | 390 | 0 | 0 |
| LAOS | 1,411 | 1,202 | 63 | 273 | 1,500 | 0 |
| CAMBODIA | 302 | 0 | 302 | 0 | 1,348 | 929 |
| MALAYSIA | 705,570 | 861,208 | 647,607 | 797,026 | 0 | 0 |
| SINGAPORE | 1,277,237 | 2,163,602 | 1,200,287 | 2,072,183 | 57,963 | 64,180 |
| INDONESIA | 793,023 | 905,105 | 458,626 | 630,985 | 76,950 | 91,419 |
| BRUNEI | 35,139 | 44,187 | 34,859 | 43,870 | 334,397 | 274,120 |
| PHILIPPINES | 942,725 | 1,402,215 | 745,763 | 1,164,216 | 280 | 317 |
| MACAO | 380 | 352 | 350 | 323 | 196,962 | 237,999 |
| SOUTHERN ASIA, NEC | 970 | 1,383 | 826 | 1,235 | 0 | 0 |
| MONGOLIA | 55 | 84 | 55 | 84 | 144 | 148 |
| NORTH KOREA | 0 | 14 | 0 | 14 | 0 | 0 |
| REPUBLIC OF KOREA | 2,849,165 | 4,078,946 | 1,793,737 | 2,692,053 | 0 | 0 |
| HONG KONG | 1,461,956 | 1,872,299 | 1,117,978 | 1,522,037 | 1,055,428 | 1,386,893 |
| TAIWAN | 2,065,436 | 2,971,443 | 1,336,269 | 1,994,816 | 343,978 | 350,262 |
| OCEANIA | 3,096,757 | 4,087,634 | 2,946,988 | 3,925,290 | 729,167 | 976,627 |
| AUSTRALIA | 2,564,783 | 3,431,420 | 2,472,550 | 3,343,210 | 149,769 | 162,344 |
| PAPUA NEW GUINEA | 30,738 | 29,743 | 30,235 | 29,220 | 92,233 | 80,210 |
| NEW ZEALAND | 398,397 | 486,914 | 370,939 | 452,784 | 503 | 523 |
| WESTERN SAMOA | 3,338 | 3,461 | 2,444 | 2,710 | 27,458 | 34,130 |
| BRITISH PACIFIC ISLANDS | 1,606 | 4,541 | 1,520 | 4,365 | 894 | 751 |
| FRENCH PACIFIC ISLANDS | 49,694 | 57,707 | 36,915 | 43,477 | 86 | 176 |
| TRUST TERR. OF PACIFIC IS. | 33,480 | 46,912 | 19,775 | 26,400 | 12,779 | 14,230 |
| OTHER PACIFIC ISLANDS, NEC | 14,720 | 26,935 | 12,609 | 23,123 | 13,785 | 20,512 |
| AFRICA | 5,751,371 | 5,859,236 | 4,191,620 | 4,346,383 | 2,111 | 3,812 |
| NORTH AFRICA | 2,367,625 | 2,525,472 | 1,456,183 | 1,709,588 | 559,751 | 1,512,853 |
| MOROCCO | 449,256 | 264,428 | 304,540 | 195,959 | 911,442 | 815,884 |
| ALGERIA | 429,512 | 365,499 | 277,200 | 251,193 | 144,716 | 68,469 |
| TUNISIA | 81,143 | 139,619 | 41,132 | 86,401 | 152,312 | 114,306 |
| LIBYA | 361,353 | 457,483 | 339,114 | 445,329 | 40,011 | 53,218 |
| EGYPT | 1,046,361 | 1,298,443 | 494,197 | 730,706 | 22,239 | 12,154 |
| OTHER AFRICA | 3,383,746 | 3,333,764 | 2,735,437 | 2,636,795 | 552,164 | 567,737 |
| SUDAN | 161,474 | 98,089 | 125,663 | 54,406 | 648,309 | 696,969 |
| CANARY ISLANDS | 87,945 | 106,568 | 47,953 | 67,104 | 35,811 | 43,683 |
| SPANISH AFRICA, NEC | 2,036 | 2,143 | 2,034 | 2,142 | 39,992 | 39,464 |
| SPANISH AFRICA, NEC | 37 | 0 | 0 | 0 | 2 | 1 |
| WESTERN SAHARA | 1 | 73 | 1 | 73 | 37 | 0 |
| EQUATORIAL GUINEA | 18 | 0 | 18 | 0 | 0 | 0 |
| MAURITANIA | 10,763 | 6,430 | 4,920 | 4,586 | 0 | 0 |
| CAHEROON | 42,547 | 65,079 | 34,859 | 57,045 | 5,843 | 1,844 |
| SENEGAL | 56,883 | 26,548 | 30,001 | 19,038 | 7,688 | 8,034 |
| | | | | | 26,882 | 7,510 |

TABLE 8.--U.S. EXPORTS: VALUE OF TOTAL, NONAGRICULTURAL, AND AGRICULTURAL,
BY COUNTRY, FISCAL YEARS 1978 AND 1979--CONTINUED

| COUNTRY | TOTAL | | NONAGRICULTURAL | | AGRICULTURAL | |
|-----------------------------------|---------------------|-------------|-----------------|------------|--------------|------------|
| | 1978 | 1979 | 1978 | 1979 | 1978 | 1979 |
| | -- 1,000 DOLLARS -- | | | | | |
| MALI | 8,669 | 5,874 | 7,376 | 5,246 | 1,293 | 628 |
| GUINEA | 25,044 | 23,375 | 11,529 | 14,784 | 13,515 | 8,531 |
| SIERRA LEONE | 12,658 | 18,109 | 8,488 | 9,462 | 4,170 | 8,647 |
| IVORY COAST | 89,271 | 126,044 | 74,503 | 102,666 | 14,768 | 23,578 |
| GHANA | 139,588 | 86,683 | 115,725 | 62,293 | 23,863 | 24,390 |
| THE GAMBIA | 3,748 | 3,694 | 2,833 | 2,439 | 915 | 1,255 |
| NIGER | 20,332 | 25,470 | 17,268 | 23,701 | 3,064 | 1,769 |
| TOGO | 15,166 | 17,497 | 10,579 | 9,407 | 4,587 | 8,090 |
| NIGERIA | 1,018,524 | 625,673 | 767,446 | 398,798 | 251,078 | 226,875 |
| CENTRAL AFRICAN EMPIRE | 883 | 431 | 810 | 422 | 73 | 9 |
| GABON | 94,946 | 23,095 | 94,100 | 22,470 | 846 | 625 |
| CHAD | 7,769 | 3,619 | 4,847 | 1,301 | 2,922 | 2,318 |
| ST HELENA | 42 | 0 | 42 | 0 | 0 | 0 |
| MADEIRA ISLANDS | 1,567 | 301 | 624 | 297 | 943 | 4 |
| UPPER VOLTA | 19,541 | 115,373 | 6,962 | 7,870 | 12,579 | 7,503 |
| BENIN | 11,654 | 14,950 | 6,277 | 9,303 | 5,377 | 5,647 |
| ANGOLA | 28,977 | 75,799 | 21,836 | 48,332 | 7,141 | 27,467 |
| WESTERN AFRICA, NEC | 10,060 | 5,136 | 2,018 | 2,113 | 8,042 | 3,023 |
| CONGO (BRAZZAVILLE) | 10,489 | 12,947 | 9,017 | 9,371 | 1,472 | 3,576 |
| LIBERIA | 95,603 | 106,601 | 78,352 | 85,237 | 17,251 | 21,344 |
| ZAIRE | 76,561 | 106,274 | 50,904 | 61,865 | 25,657 | 44,409 |
| BURUNDI | 3,251 | 2,726 | 1,187 | 1,045 | 2,064 | 1,681 |
| RWANDA | 4,036 | 3,962 | 2,391 | 2,681 | 1,645 | 1,281 |
| SOMALIA | 19,346 | 22,170 | 5,039 | 6,030 | 14,307 | 16,140 |
| ETHIOPIA | 25,735 | 77,112 | 22,929 | 60,372 | 2,806 | 16,740 |
| DJIBOUTI | 4,117 | 7,849 | 1,328 | 2,263 | 2,789 | 5,586 |
| UGANDA | 3,394 | 1,401 | 3,394 | 1,401 | 0 | 0 |
| KENYA | 142,308 | 68,793 | 128,464 | 66,254 | 13,844 | 2,539 |
| SEYCHELLES | 288 | 593 | 207 | 532 | 81 | 61 |
| BRITISH INDIAN OCEAN TERRY | 45 | 402 | 45 | 15 | 0 | 387 |
| SEYCHELLES-DEPENDENCIES | 0 | 0 | 0 | 0 | 0 | 0 |
| TANZANIA | 35,488 | 51,388 | 21,986 | 48,174 | 13,502 | 3,214 |
| MAURITIUS-DEPENDENCIES | 0 | 0 | 0 | 0 | 0 | 0 |
| MAURITIUS | 11,286 | 13,684 | 6,941 | 8,702 | 4,345 | 4,982 |
| MOZAMBIQUE | 20,431 | 27,148 | 11,656 | 14,130 | 8,775 | 13,018 |
| MALAGASY REPUBLIC | 9,173 | 60,920 | 5,319 | 56,589 | 3,854 | 4,331 |
| COMOROS | 3 | 85 | 3 | 85 | 0 | 0 |
| FRENCH INDIAN OCEAN AREAS | 702 | 1,342 | 682 | 1,333 | 20 | 9 |
| REPUBLIC OF SOUTH AFRICA | 983,144 | 1,305,103 | 931,607 | 1,219,603 | 51,537 | 85,500 |
| NAMIBIA | 13,931 | 9,361 | 13,902 | 9,335 | 29 | 26 |
| BOTSWANA | 2,046 | 3,586 | 215 | 1,489 | 1,831 | 2,097 |
| ZAMBIA | 40,459 | 62,843 | 34,219 | 48,353 | 6,240 | 14,490 |
| SWAZILAND | 1,621 | 1,840 | 1,382 | 1,672 | 239 | 168 |
| RHODESIA | 950 | 811 | 948 | 806 | 2 | 5 |
| MALAWI | 4,597 | 3,857 | 4,172 | 3,667 | 425 | 190 |
| LESOTHO | 4,635 | 4,973 | 472 | 473 | 4,163 | 4,500 |
| DESTINATION UNKNOWN ^{2/} | 616,966 | 741,359 | 0 | 0 | 616,966 | 741,359 |
| DEVELOPED COUNTRIES | 79,082,014 | 103,590,425 | 63,824,905 | 86,180,415 | 15,257,109 | 17,410,010 |
| LESS DEVELOPED COUNTRIES | 47,574,362 | 57,448,878 | 38,681,923 | 47,270,583 | 8,892,439 | 10,178,295 |
| CENTRAL PLAN | 4,539,859 | 6,566,362 | 1,398,602 | 2,179,241 | 3,141,257 | 4,387,121 |
| CENTRAL PLAN-EUR (INC USSR) | 4,014,997 | 5,106,781 | 1,226,123 | 1,603,774 | 2,788,874 | 3,503,007 |
| CENTRAL PLAN-ASIA | 524,551 | 1,459,397 | 172,168 | 575,285 | 352,383 | 884,112 |
| CACM | 1,556,344 | 1,575,433 | 1,369,786 | 1,393,544 | 186,558 | 181,889 |
| LAFTA | 15,859,841 | 20,960,495 | 13,826,794 | 18,434,806 | 2,033,047 | 2,525,689 |
| CCM | 839,837 | 1,051,345 | 652,577 | 828,299 | 187,260 | 223,046 |
| OPEC | 15,876,182 | 15,130,618 | 13,776,318 | 12,964,631 | 2,099,864 | 2,165,927 |
| COMECON | 3,634,698 | 4,400,353 | 935,583 | 1,129,159 | 2,699,115 | 3,271,194 |

1/ TOTALS MAY NOT ADD DUE TO ROUNDING.
2/ TRANSSHIPMENTS THROUGH CANADIAN PORTS.

TABLE 9.--U.S. AGRICULTURAL EXPORTS: VALUE OF TOTAL, SPECIFIED GOVERNMENT-FINANCED PROGRAMS, AND COMMERCIAL, BY COUNTRY, FISCAL YEARS 1978 AND 1979

| COUNTRY | AGRICULTURAL COMMODITIES | | SPECIFIED GOVERNMENT-FINANCED PROGRAMS | | COMMERCIAL | |
|----------------------------|--------------------------|------------|--|-----------|------------|------------|
| | 1978 | 1979 | 1978 | 1979 | 1978 | 1979 |
| -- 1,000 DOLLARS -- | | | | | | |
| WORLD | 27,290,803 | 31,975,422 | 1,549,113 | 1,441,511 | 25,741,690 | 30,533,911 |
| NORTH AMERICA | 1,560,277 | 1,669,525 | 0 | 0 | 1,560,277 | 1,669,525 |
| GREENLAND | 0 | 29 | 0 | 0 | 0 | 29 |
| CANADA | 1,560,242 | 1,669,476 | 0 | 0 | 1,560,242 | 1,669,476 |
| ST PIERRE AND MIQUELON | 35 | 20 | 0 | 0 | 35 | 20 |
| LATIN AMERICA | 2,757,439 | 3,371,681 | 86,530 | 136,429 | 2,670,909 | 3,235,252 |
| MEXICO | 735,232 | 971,915 | 0 | 0 | 735,232 | 971,915 |
| CENTRAL AMERICA | 235,625 | 251,080 | 9,811 | 16,852 | 225,814 | 234,228 |
| GUATEMALA | 46,838 | 50,189 | 3,872 | 5,288 | 42,966 | 44,901 |
| BELIZE | 6,384 | 8,122 | 0 | 0 | 6,384 | 8,122 |
| EL SALVADOR | 51,846 | 47,907 | 1,555 | 2,511 | 50,291 | 45,396 |
| HONDURAS | 32,482 | 29,963 | 2,359 | 4,323 | 30,123 | 25,640 |
| NICARAGUA | 23,923 | 16,030 | 40 | 3,657 | 23,883 | 12,373 |
| COSTA RICA | 31,469 | 37,800 | 681 | 20 | 30,788 | 37,780 |
| PANAMA | 42,683 | 61,069 | 1,304 | 1,053 | 41,379 | 60,016 |
| CANAL ZONE | 0 | 0 | 0 | 0 | 0 | 0 |
| CARIBBEAN | 456,668 | 557,976 | 32,185 | 46,097 | 424,483 | 511,879 |
| BERMUDA | 25,276 | 28,159 | 0 | 0 | 25,276 | 28,159 |
| BAHAMAS | 53,201 | 59,563 | 0 | 0 | 53,201 | 59,563 |
| CUBA | 0 | 2 | 0 | 0 | 0 | 2 |
| JAMAICA | 77,681 | 76,723 | 13,344 | 14,261 | 64,337 | 62,462 |
| TURKS AND CAICOS ISLANDS | 553 | 479 | 0 | 0 | 553 | 479 |
| CAYMAN ISLANDS | 5,246 | 5,719 | 0 | 0 | 5,246 | 5,719 |
| HAITI | 33,336 | 41,844 | 13,717 | 13,176 | 19,619 | 28,668 |
| DOMINICAN REPUBLIC | 122,092 | 159,511 | 5,062 | 18,392 | 117,030 | 141,119 |
| LEEWARD-WINDWARD IS. | 19,319 | 25,178 | 0 | 225 | 19,319 | 24,953 |
| BARBADOS | 14,899 | 20,486 | 62 | 43 | 14,837 | 20,443 |
| TRINIDAD-TOBAGO | 48,683 | 67,408 | 0 | 0 | 48,683 | 67,408 |
| NETHERLANDS ANTILLES | 49,109 | 62,792 | 0 | 0 | 49,109 | 62,792 |
| FRENCH WEST INDIES | 7,273 | 10,112 | 0 | 0 | 7,273 | 10,112 |
| SOUTH AMERICA | 1,329,914 | 1,590,710 | 44,534 | 73,480 | 1,285,380 | 1,517,230 |
| COLOMBIA | 129,728 | 215,850 | 2,360 | 1,088 | 127,368 | 214,762 |
| VENEZUELA | 355,353 | 447,688 | 0 | 0 | 355,353 | 447,688 |
| GUYANA | 14,495 | 18,931 | 1,996 | 2,289 | 12,499 | 16,642 |
| SURINAM | 17,327 | 17,517 | 0 | 0 | 17,327 | 17,517 |
| FRENCH GUIANA | 277 | 488 | 0 | 0 | 277 | 488 |
| ECUADOR | 78,280 | 92,681 | 2,123 | 2,025 | 76,157 | 90,656 |
| PERU | 122,265 | 139,848 | 17,467 | 39,144 | 104,798 | 100,704 |
| BOLIVIA | 24,476 | 26,686 | 14,501 | 19,870 | 9,975 | 6,716 |
| CHILE | 145,383 | 147,341 | 5,795 | 8,519 | 139,588 | 138,822 |
| BRAZIL | 412,348 | 444,750 | 46 | 381 | 412,302 | 444,369 |
| PARAGUAY | 1,162 | 1,283 | 246 | 164 | 916 | 1,119 |
| URUGUAY | 17,312 | 9,947 | 0 | 0 | 17,312 | 9,947 |
| ARGENTINA | 11,508 | 27,800 | 0 | 0 | 11,508 | 27,800 |
| OTHER SOUTH AMERICA | 0 | 0 | 0 | 0 | 0 | 0 |
| EUROPE | 11,267,649 | 12,921,285 | 6,779 | 67,877 | 11,260,878 | 12,853,408 |
| WESTERN EUROPE | 8,478,775 | 9,918,278 | 6,771 | 67,877 | 8,472,004 | 9,930,401 |
| EC (9) | 6,651,599 | 7,381,041 | 0 | 0 | 6,651,599 | 7,381,041 |
| EC (6) | 5,480,782 | 6,008,715 | 0 | 0 | 5,480,782 | 6,008,715 |
| NETHERLANDS | 2,150,396 | 2,397,855 | 0 | 0 | 2,150,396 | 2,397,855 |
| BELGIUM-LUXEMBOURG | 437,922 | 513,420 | 0 | 0 | 437,922 | 513,420 |
| FRANCE | 504,057 | 687,671 | 0 | 0 | 504,057 | 687,671 |
| FED REPUBLIC OF GERMANY | 1,459,712 | 1,482,369 | 0 | 0 | 1,459,712 | 1,482,369 |
| ITALY | 928,695 | 927,400 | 0 | 0 | 928,695 | 927,400 |
| EC (3) | 1,170,817 | 1,372,326 | 0 | 0 | 1,170,817 | 1,372,326 |
| DENMARK | 186,478 | 220,138 | 0 | 0 | 186,478 | 220,138 |
| UNITED KINGDOM | 937,664 | 1,075,013 | 0 | 0 | 937,664 | 1,075,013 |
| IRELAND | 46,675 | 77,175 | 0 | 0 | 46,675 | 77,175 |
| OTHER WESTERN EUROPE | 1,827,176 | 2,037,237 | 6,771 | 67,877 | 1,820,405 | 1,969,360 |
| ICELAND | 5,274 | 7,203 | 0 | 0 | 5,274 | 7,203 |
| SWEDEN | 100,372 | 104,715 | 0 | 0 | 100,372 | 104,715 |
| NORWAY | 121,550 | 137,001 | 0 | 0 | 121,550 | 137,001 |
| FINLAND | 32,375 | 56,229 | 0 | 0 | 32,375 | 56,229 |
| AUSTRIA | 20,289 | 21,075 | 0 | 0 | 20,289 | 21,075 |
| SWITZERLAND | 234,151 | 235,253 | 0 | 0 | 234,151 | 235,253 |
| AZORES | 1,329 | 1,886 | 0 | 0 | 1,329 | 1,886 |
| SPAIN | 754,811 | 828,275 | 0 | 0 | 754,811 | 828,275 |
| PORTUGAL | 379,599 | 435,982 | 6,771 | 67,877 | 372,828 | 368,025 |
| GIBRALTAR | 148 | 200 | 0 | 0 | 148 | 200 |
| MALTA-GOZO | 15,846 | 9,508 | 0 | 0 | 15,846 | 9,508 |
| GREECE | 161,432 | 199,990 | 0 | 0 | 161,432 | 199,990 |
| EASTERN EUROPE EX U.S.S.R. | 992,320 | 1,435,293 | 0 | 0 | 992,320 | 1,435,293 |
| GERMAN DEMOCRATIC REPUBLIC | 103,654 | 228,561 | 0 | 0 | 103,654 | 228,561 |
| CZECHOSLOVAKIA | 65,468 | 144,288 | 0 | 0 | 65,468 | 144,288 |
| HUNGARY | 50,787 | 30,042 | 0 | 0 | 50,787 | 30,042 |
| POLAND | 522,928 | 450,332 | 0 | 0 | 522,928 | 450,332 |
| YUGOSLAVIA | 89,542 | 231,662 | 0 | 0 | 89,542 | 231,662 |
| ALBANIA | 217 | 151 | 0 | 0 | 217 | 151 |
| ROMANIA | 133,973 | 302,367 | 0 | 0 | 133,973 | 302,367 |
| BULGARIA | 25,751 | 47,890 | 0 | 0 | 25,751 | 47,890 |

TABLE 5--U.S. AGRICULTURAL EXPORTS: VALUE OF TOTAL, SPECIFIED GOVERNMENT-FINANCED PROGRAMS, AND COMMERCIAL, BY COUNTRY, FISCAL YEARS 1978 AND 1979--CONTINUED

| COUNTRY | AGRICULTURAL COMMODITIES | | SPECIFIED GOVERNMENT-FINANCED PROGRAMS | | COMMERCIAL 1/ | | |
|----------------------------|--------------------------|------------|--|---------|---------------|------------|--|
| | 1978 | 1979 | 1978 | 1979 | 1978 | 1979 | |
| | | | -- 1,000 DOLLARS -- | | | | |
| U.S.S.R. | 1,796,554 | 2,067,714 | 0 | 0 | 1,796,554 | 2,067,714 | |
| U.S.S.R. | 1,796,554 | 2,067,714 | 0 | 0 | 1,796,554 | 2,067,714 | |
| ESTONIA | 0 | 0 | 0 | 0 | 0 | 0 | |
| LATVIA | 0 | 0 | 0 | 0 | 0 | 0 | |
| LITHUANIA | 0 | 0 | 0 | 0 | 0 | 0 | |
| ASIA | 9,378,954 | 11,596,379 | 859,703 | 709,480 | 8,519,251 | 10,886,899 | |
| WEST ASIA | 1,295,468 | 1,464,119 | 281,239 | 257,918 | 1,014,229 | 1,206,201 | |
| TURKEY | 3,817 | 900 | 85 | 71 | 3,732 | 829 | |
| CYPRUS | 13,141 | 9,838 | 758 | 1,497 | 12,383 | 8,341 | |
| SYRIA | 13,529 | 44,772 | 9,611 | 19,375 | 3,918 | 25,397 | |
| LEBANON | 32,510 | 44,649 | 9,344 | 4,682 | 23,166 | 39,967 | |
| IRAQ | 125,142 | 123,335 | 0 | 0 | 125,142 | 123,335 | |
| IRAN | 452,092 | 489,946 | 0 | 0 | 452,092 | 489,946 | |
| ISRAEL | 270,817 | 312,814 | 250,086 | 222,837 | 20,731 | 89,677 | |
| JORDAN | 27,020 | 28,634 | 10,186 | 7,656 | 16,834 | 20,978 | |
| GAZA STRIP | 606 | 318 | 992 | 1,463 | -386 | -1,145 | |
| KUWAIT | 17,597 | 24,983 | 0 | 0 | 17,597 | 24,983 | |
| SAUDI ARABIA | 283,508 | 311,740 | 0 | 0 | 283,508 | 311,740 | |
| QATAR | 5,025 | 2,609 | 0 | 0 | 5,025 | 2,609 | |
| UNITED ARAB EMIRATES | 21,995 | 44,785 | 0 | 0 | 21,995 | 44,785 | |
| YEMEN (SANA) | 3,869 | 10,278 | 177 | 337 | 3,692 | 9,941 | |
| YEMEN (ADEN) | 16,178 | 6,852 | 0 | 0 | 16,178 | 6,832 | |
| OMAN | 3,639 | 2,149 | 0 | 0 | 3,639 | 2,149 | |
| BAHRAIN | 4,983 | 5,757 | 0 | 0 | 4,983 | 5,757 | |
| SOUTH ASIA | 654,912 | 653,856 | 340,319 | 282,094 | 314,593 | 370,962 | |
| AFGHANISTAN | 4,721 | 3,892 | 5,923 | 4,460 | -1,202 | -560 | |
| INDIA | 270,676 | 220,351 | 131,669 | 129,949 | 139,007 | 90,402 | |
| PAKISTAN | 218,439 | 246,957 | 60,172 | 40,481 | 158,267 | 206,476 | |
| NEPAL | 1,164 | 2,083 | 956 | 1,853 | 208 | 230 | |
| BANGLADESH | 119,613 | 141,877 | 803,900 | 85,070 | 15,713 | 56,807 | |
| SRI LANKA (CEYLON) | 40,299 | 37,896 | 37,699 | 20,281 | 2,600 | 17,615 | |
| EAST AND SOUTHEAST ASIA | 7,428,574 | 9,479,204 | 238,145 | 169,468 | 7,190,429 | 9,309,736 | |
| JAPAN | 4,153,081 | 5,060,543 | 0 | 0 | 4,153,081 | 5,060,543 | |
| CHINA MAINLAND | 352,383 | 884,112 | 0 | 0 | 352,383 | 884,112 | |
| SE & ASIA EX JAPAN & CHINA | 2,917,110 | 3,534,549 | 238,145 | 169,468 | 2,678,965 | 3,365,081 | |
| BURMA | 11 | 792 | 0 | 89 | 11 | 703 | |
| THAILAND | 118,952 | 150,834 | 0 | 0 | 118,952 | 150,834 | |
| VIETNAM | 1,500 | 0 | 0 | 0 | 1,500 | 0 | |
| LAOS | 1,348 | 929 | 0 | 0 | 1,348 | 929 | |
| CAMBODIA | 0 | 0 | 1,257 | 1,922 | 91 | -993 | |
| MALAYSIA | 57,963 | 64,180 | 0 | 0 | 57,963 | 64,180 | |
| SINGAPORE | 76,950 | 91,419 | 0 | 0 | 76,950 | 91,378 | |
| INDONESIA | 334,397 | 274,120 | 158,226 | 41 | 176,171 | 177,608 | |
| BRUNEI | 280 | 317 | 0 | 0 | 280 | 317 | |
| PHILIPPINES | 196,962 | 237,899 | 15,193 | 28,590 | 181,769 | 209,409 | |
| MACAO | 30 | 29 | 0 | 0 | 30 | 29 | |
| SOUTHERN ASIA, NEC | 144 | 148 | 163 | 220 | -19 | -72 | |
| MONGOLIA | 0 | 0 | 0 | 0 | 0 | 0 | |
| NORTH KOREA | 0 | 0 | 0 | 0 | 0 | 0 | |
| REPUBLIC OF KOREA | 1,056,428 | 1,386,893 | 63,306 | 42,094 | 992,122 | 1,344,799 | |
| HONG KONG | 343,978 | 350,262 | 0 | 0 | 343,978 | 350,262 | |
| TAIWAN | 729,167 | 976,627 | 0 | 0 | 729,167 | 976,627 | |
| OCEANIA | 149,769 | 162,344 | 0 | 0 | 149,769 | 162,344 | |
| AUSTRALIA | 92,233 | 88,210 | 0 | 0 | 92,233 | 88,210 | |
| PAPUA NEW GUINEA | 503 | 523 | 0 | 0 | 503 | 523 | |
| NEW ZEALAND | 27,458 | 34,130 | 0 | 0 | 27,458 | 34,130 | |
| WESTERN SAMOA | 894 | 751 | 0 | 0 | 894 | 751 | |
| BRITISH PACIFIC ISLANDS | 86 | 176 | 0 | 0 | 86 | 176 | |
| FRENCH PACIFIC ISLANDS | 12,779 | 14,230 | 0 | 0 | 12,779 | 14,230 | |
| TRUST TERR. OF PACIFIC IS. | 13,705 | 20,512 | 0 | 0 | 13,705 | 20,512 | |
| OTHER PACIFIC ISLANDS, NEC | 2,111 | 3,812 | 0 | 0 | 2,111 | 3,812 | |
| AFRICA | 1,559,751 | 1,512,853 | 596,109 | 527,729 | 963,642 | 985,124 | |
| NORTH AFRICA | 911,442 | 815,884 | 473,510 | 355,851 | 437,932 | 460,033 | |
| MOROCCO | 144,716 | 68,469 | 27,862 | 18,470 | 116,854 | 49,999 | |
| ALGERIA | 152,312 | 114,306 | 4,125 | 0 | 148,187 | 4,306 | |
| TUNISIA | 40,011 | 53,218 | 18,882 | 16,213 | 21,129 | 37,005 | |
| LIBYA | 22,239 | 12,154 | 0 | 0 | 22,239 | 12,154 | |
| EGYPT | 552,164 | 567,737 | 422,641 | 321,168 | 129,523 | 246,569 | |
| OTHER AFRICA | 648,309 | 696,969 | 122,517 | 171,878 | 525,710 | 525,991 | |
| SUDAN | 35,811 | 43,683 | 12,777 | 21,147 | 23,032 | 22,536 | |
| CANARY ISLANDS | 39,992 | 39,464 | 0 | 0 | 39,992 | 39,464 | |
| SPANISH AFRICA, NEC | 2 | 1 | 0 | 0 | 2 | 1 | |
| SPANISH AFRICA, NEC | 37 | 0 | 0 | 0 | 37 | 0 | |
| WESTERN SAHARA | 0 | 0 | 0 | 0 | 0 | 0 | |
| EQUATORIAL GUINEA | 0 | 0 | 0 | 0 | 0 | 0 | |
| MAURITANIA | 5,843 | 1,844 | 2,155 | 1,079 | 3,688 | 765 | |
| CAMEROON | 7,688 | 8,034 | 1,219 | 1,521 | 6,469 | 6,513 | |
| SENEGAL | 26,882 | 7,510 | 9,326 | 5,667 | 17,556 | 1,843 | |

TABLE 9.--U.S. AGRICULTURAL EXPORTS: VALUE OF TOTAL, SPECIFIED GOVERNMENT-FINANCED PROGRAMS, AND COMMERCIAL, BY COUNTRY, FISCAL YEARS 1978 AND 1979--CONTINUED

| COUNTRY | AGRICULTURAL COMMODITIES | | SPECIFIED GOVERNMENT-FINANCED PROGRAMS | | COMMERCIAL 1/ | |
|-----------------------------|--------------------------|------------|--|-----------|---------------|------------|
| | 1978 | 1979 | 1978 | 1979 | 1978 | 1979 |
| | -- 1,000 DOLLARS -- | | | | | |
| MALI | 1,293 | 628 | 2,914 | | | |
| GUINEA | 13,513 | 8,531 | 42,062 | 2,126 | -1,627 | -498 |
| SIERRA LEONE | 4,170 | 8,647 | 847 | 5,991 | 1,453 | 2,540 |
| IVORY COAST | 14,768 | 23,378 | 185 | 2,273 | 3,323 | 6,374 |
| GHANA | 23,863 | 24,390 | -3,014 | 116 | 14,583 | 23,263 |
| THE GAMBIA | 915 | 1,295 | 868 | 14,708 | 20,849 | 9,682 |
| NIGER | 3,064 | 1,759 | 2,008 | 739 | 47 | 516 |
| TOGO | 4,587 | 8,090 | 1,396 | 87 | 1,056 | 1,682 |
| NIGERIA | 251,078 | 226,875 | 0 | 2,640 | 3,191 | 5,450 |
| CENTRAL AFRICAN EMPIRE | 73 | 9 | 313 | 0 | 251,078 | 226,875 |
| GABON | 846 | 625 | 0 | 184 | -240 | -175 |
| CHAD | 2,922 | 2,318 | 4,707 | 0 | 846 | 625 |
| ST HELENA | 0 | 0 | 0 | 4,051 | -1,785 | -1,733 |
| MADEIRA ISLANDS | 943 | 4 | 0 | 0 | 0 | 0 |
| UPPER VOLTA | 12,579 | 7,503 | 0 | 0 | 943 | 4 |
| BENIN | 5,377 | 5,447 | 8,212 | 8,488 | 4,367 | -985 |
| ANGOLA | 7,141 | 27,457 | 830 | 766 | 4,547 | 4,881 |
| WESTERN AFRICA, NEC | 8,042 | 3,023 | 499 | 1,104 | 6,642 | 26,363 |
| CONGO (BRAZZAVILLE) | 1,472 | 3,576 | 5,826 | 5,033 | 2,216 | -10 |
| LIBERIA | 17,251 | 21,344 | 106 | 878 | 868 | 2,698 |
| ZAIRE | 25,657 | 44,409 | 5,369 | 128 | 17,145 | 21,226 |
| BURUNDI | 2,064 | 1,581 | 26,328 | 26,328 | 20,288 | 18,081 |
| RWANDA | 1,645 | 1,281 | 1,933 | 2,003 | 131 | -322 |
| SOMALIA | 14,307 | 16,140 | 1,547 | 975 | 98 | 306 |
| ETHIOPIA | 2,806 | 16,740 | 11,315 | 16,101 | 2,992 | 39 |
| DJIBOUTI | 2,789 | 5,586 | 3,820 | 8,745 | -1,014 | 7,995 |
| UGANDA | 0 | 0 | 765 | 363 | 2,024 | 3,223 |
| KENYA | 13,844 | 2,539 | 0 | 0 | 0 | 0 |
| SEYCHELLES | 81 | 61 | 892 | 1,227 | 12,952 | 1,312 |
| BRITISH INDIAN OCEAN TERRY | 0 | 387 | 86 | 105 | -5 | -44 |
| TANZANIA | 13,502 | 3,214 | 0 | 0 | 0 | 387 |
| MAURITIUS | 4,345 | 4,982 | 8,275 | 2,393 | 5,227 | 821 |
| MOZAMBIQUE | 8,775 | 13,018 | 420 | 275 | 3,925 | 4,707 |
| MALAGASY REPUBLIC | 3,854 | 4,331 | 6,437 | 11,910 | 2,338 | 1,108 |
| COMOROS | 0 | 0 | 1,394 | 1,840 | 2,460 | 2,491 |
| FRENCH INDIAN OCEAN AREAS | 20 | 5 | 0 | 0 | 0 | 0 |
| REPUBLIC OF SOUTH AFRICA | 51,537 | 85,500 | 0 | 0 | 20 | 9 |
| NAMIBIA | 29 | 26 | 0 | 0 | 51,537 | 85,500 |
| BOTSWANA | 1,031 | 2,097 | 0 | 0 | 29 | 26 |
| ZAMBIA | 6,240 | 14,490 | 2,969 | 2,497 | -1,138 | -400 |
| SWAZILAND | 239 | 168 | 3,302 | 15,437 | 2,938 | -947 |
| RHODESIA | 2 | 5 | 369 | 306 | -130 | -138 |
| MALAWI | 425 | 190 | 182 | 0 | 2 | 5 |
| LESOTHO | 4,163 | 4,500 | 3,654 | 241 | 243 | -51 |
| DESTINATION UNKNOWN 2/ | 616,966 | 741,359 | 0 | 5,427 | 509 | -917 |
| DEVELOPED COUNTRIES | 15,257,109 | 17,410,010 | 256,857 | 290,714 | 616,966 | 741,359 |
| LESS DEVELOPED COUNTRIES | 8,892,439 | 10,178,295 | 1,791,521 | 1,578,589 | 15,000,252 | 17,119,296 |
| CENTRAL PLAN | 3,141,257 | 4,387,121 | 0 | 12,641 | 7,100,918 | 8,699,706 |
| CENTRAL PLAN-EUR (INC USSR) | 2,788,874 | 3,503,007 | 0 | 0 | 3,141,257 | 4,374,480 |
| CENTRAL PLAN-ASIA | 352,383 | 884,112 | 0 | 0 | 2,788,874 | 3,903,007 |
| CACM | 186,558 | 181,889 | 0 | 0 | 352,383 | 531,729 |
| LAFTA | 2,033,047 | 2,525,589 | 8,507 | 12,641 | 178,051 | 166,090 |
| CCM | 187,280 | 223,046 | 42,538 | 71,191 | 1,990,509 | 2,454,498 |
| OPEC | 2,099,864 | 2,163,927 | 15,466 | 16,725 | 171,794 | 206,321 |
| COMECON | 2,699,115 | 3,271,194 | 164,874 | 98,537 | 1,933,390 | 2,067,390 |
| | | | 0 | 0 | 2,699,115 | 3,271,194 |

1/ NEGATIVE VALUES IN THE "COMMERCIAL" COLUMN INDICATE EXCESS OF GOVERNMENT PROGRAMS OVER TOTAL EXPORTS ATTRIBUTED TO REPORTED LACS OR CLASSIFICATION DIFFERENCES.

2/ TRANSSHIPMENTS THROUGH CANADIAN-ST. LAWRENCE PORTS.

TABLE 10 --U.S. AGRICULTURAL EXPORTS: QUANTITY AND VALUE, COMMODITY GROUP BY COUNTRY
FISCAL YEARS 1978 AND 1979

| COMM GP COUNTRY | QUANTITY | | VALUE | | COMM GP COUNTRY | QUANTITY | | VALUE | |
|---------------------------------|----------|------|------------|------------|----------------------------|----------|---------|------------|------------|
| | 1978 | 1979 | 1978 | 1979 | | 1978 | 1979 | 1978 | 1979 |
| | | | 1,000 DOL. | 1,000 DOL. | | | | 1,000 DOL. | 1,000 DOL. |
| ANIMALS AND ANIMAL PRODUCTS NA | | | | | U.S.S.R | --- | --- | 420 | 791 |
| TOTAL | --- | --- | 2,828,251 | 3,642,719 | ITALY | --- | --- | 1,266 | 2,335 |
| CANADA | --- | --- | 306,722 | 318,985 | YUGOSLV | --- | --- | 1,292 | 93 |
| MEXICO | --- | --- | 156,729 | 239,399 | GREECE | --- | --- | 822 | 2 |
| SALVADR | --- | --- | 9,738 | 15,954 | IRAQ | --- | --- | 434 | 0 |
| BERMUDA | --- | --- | 9,839 | 11,052 | IRAN | --- | --- | 13,321 | 1,561 |
| BAHAMAS | --- | --- | 21,267 | 23,826 | S ARAB | --- | --- | 119 | 1,223 |
| JAMAICA | --- | --- | 18,537 | 20,150 | PHIL P | --- | --- | 561 | 171 |
| HAITI | --- | --- | 9,837 | 8,897 | KOR REP | --- | --- | 12,931 | 20,172 |
| DOM REP | --- | --- | 13,560 | 19,714 | TAIWAN | --- | --- | 226 | 945 |
| LW WW I | --- | --- | 10,921 | 13,211 | JAPAN | --- | --- | 13,961 | 20,433 |
| TRINID | --- | --- | 7,451 | 11,582 | LIBYA | --- | --- | 1,489 | 0 |
| N ANTIL | --- | --- | 16,160 | 20,985 | OTHERS | --- | --- | 3,667 | 4,373 |
| COLOMB | --- | --- | 26,671 | 33,025 | CATTLE-LIVE MNO | | | | |
| VENEZ | --- | --- | 68,612 | 48,870 | TOTAL | 121 | 88 | 87,421 | 81,183 |
| ECUADOR | --- | --- | 13,431 | 16,227 | CANADA | 41 | 27 | 19,125 | 14,835 |
| BRAZIL | --- | --- | 11,499 | 11,165 | MEXICO | 25 | 30 | 15,092 | 22,033 |
| SWEDEN | --- | --- | 6,851 | 11,779 | GUATMAL | 1 | 1 | 487 | 764 |
| DENMARK | --- | --- | 24,720 | 33,727 | SALVADR | 0 | 0 | 344 | 127 |
| U KING | --- | --- | 132,463 | 166,596 | HONDURA | 0 | 0 | 7 | 282 |
| IRELAND | --- | --- | 10,843 | 15,745 | C RICA | 1 | 0 | 1,346 | 641 |
| NETHLS | --- | --- | 86,709 | 96,306 | COLOMB | 2 | 2 | 1,750 | 1,979 |
| BELGIUM | --- | --- | 58,728 | 68,012 | VENFZ | 1 | 0 | 543 | 516 |
| FRANCE | --- | --- | 129,195 | 180,285 | PERU | 0 | 0 | 420 | 28 |
| FR GERM | --- | --- | 118,502 | 146,658 | CHILE | 0 | 0 | 14 | 298 |
| CZECHO | --- | --- | 13,121 | 25,665 | BRAZIL | 1 | 0 | 1,996 | 1,174 |
| SWITZLD | --- | --- | 41,652 | 49,995 | ARGENT | 1 | 0 | 1,358 | 202 |
| POLAND | --- | --- | 14,499 | 25,760 | FRANCE | 0 | 0 | 354 | 569 |
| U.S.S.R | --- | --- | 27,029 | 50,142 | FR GERM | 0 | 0 | 386 | 16 |
| SPAIN | --- | --- | 40,380 | 68,800 | HUNGARY | 2 | 0 | 2,174 | 0 |
| PORTUGL | --- | --- | 5,701 | 11,689 | U.S.S.R | 0 | 1 | 270 | 695 |
| ITALY | --- | --- | 63,432 | 107,218 | ITALY | 2 | 1 | 854 | 1,534 |
| YUGOSLV | --- | --- | 10,701 | 15,450 | YUGOSLV | 1 | 0 | 1,292 | 93 |
| ROMANIA | --- | --- | 33,271 | 68,001 | GREECE | 1 | 0 | 822 | 0 |
| IRAQ | --- | --- | 8,799 | 16 | IRAQ | 0 | 0 | 484 | 0 |
| IRAN | --- | --- | 28,468 | 9,394 | IRAN | 15 | 2 | 13,321 | 1,561 |
| ISRAEL | --- | --- | 5,756 | 11,442 | S ARAB | 0 | 1 | 119 | 1,223 |
| S ARAB | --- | --- | 16,723 | 23,299 | INDIA | 0 | 0 | 0 | 310 |
| INDIA | --- | --- | 24,347 | 8,569 | THAYLND | 0 | 0 | 198 | 381 |
| PAKISTN | --- | --- | 21,970 | 26,383 | KOR REP | 15 | 17 | 12,639 | 19,385 |
| SINGAPR | --- | --- | 13,186 | 18,947 | JAPAN | 6 | 4 | 7,977 | 10,710 |
| PHIL P | --- | --- | 13,887 | 10,837 | LIBYA | 1 | 0 | 1,489 | 0 |
| CHINA M | --- | --- | 14,410 | 949 | OTHERS | 5 | 2 | 2,560 | 1,827 |
| KOR REP | --- | --- | 170,911 | 259,661 | MEATS AND MEAT PRODUCTS MT | | | | |
| HG KONG | --- | --- | 38,955 | 37,995 | TOTAL | 486,401 | 392,702 | 688,224 | 844,111 |
| TAIWAN | --- | --- | 44,154 | 59,908 | CANADA | 66,808 | 38,260 | 121,476 | 74,434 |
| JAPAN | --- | --- | 589,666 | 861,495 | MEXICO | 24,143 | 31,566 | 16,182 | 24,177 |
| MOROCCO | --- | --- | 10,119 | 5,434 | PANAMA | 1,914 | 2,098 | 2,621 | 3,399 |
| ALGERIA | --- | --- | 18,008 | 23,284 | BERMUDA | 1,567 | 1,656 | 5,647 | 6,603 |
| EGYPT | --- | --- | 62,109 | 86,981 | BAHAMAS | 5,922 | 5,924 | 15,704 | 18,041 |
| CNRY I | --- | --- | 6,243 | 13,646 | JAMAICA | 1,674 | 2,280 | 2,363 | 3,753 |
| NIGERIA | --- | --- | 22,558 | 19,228 | LW WW I | 1,478 | 1,547 | 2,864 | 3,789 |
| U VOLTA | --- | --- | 8,597 | 2,183 | BARBADO | 1,131 | 1,153 | 2,106 | 2,492 |
| REP SAF | --- | --- | 9,193 | 20,923 | TRINJD | 1,232 | 1,691 | 1,709 | 3,093 |
| OTHERS | --- | --- | 182,221 | 187,275 | N ANTIL | 3,613 | 4,390 | 8,812 | 11,945 |
| ANIMALS-LIVE, EXCEPT POULTRY NA | | | | | VENFZ | 9,633 | 5,636 | 21,030 | 12,508 |
| TOTAL | --- | --- | 137,501 | 160,007 | U KING | 37,381 | 31,118 | 29,319 | 34,598 |
| CANADA | --- | --- | 27,689 | 25,072 | NETHLS | 32,768 | 27,338 | 35,645 | 38,439 |
| MEXICO | --- | --- | 18,226 | 27,084 | BELGIUM | 29,639 | 31,853 | 39,562 | 53,251 |
| GUATMAL | --- | --- | 587 | 879 | FRANCE | 69,789 | 60,914 | 85,256 | 98,639 |
| SALVADR | --- | --- | 429 | 172 | FR GERM | 8,978 | 7,403 | 4,221 | 4,587 |
| C RICA | --- | --- | 1,567 | 1,128 | SWITZLD | 1,222 | 1,390 | 4,629 | 6,372 |
| PANAMA | --- | --- | 521 | 412 | ITALY | 930 | 1,668 | 1,309 | 3,007 |
| DOM REP | --- | --- | 298 | 887 | ISRAEL | 2,588 | 2,436 | 3,151 | 4,494 |
| COLOMB | --- | --- | 1,874 | 2,072 | S ARAB | 3,590 | 4,059 | 10,802 | 15,873 |
| VENEZ | --- | --- | 1,430 | 1,452 | SINGAPR | 1,150 | 881 | 2,530 | 3,060 |
| PERU | --- | --- | 480 | 148 | KOR REP | 3,738 | 11,546 | 8,486 | 24,864 |
| CHILE | --- | --- | 19 | 482 | HG KONG | 1,873 | 1,960 | 4,792 | 6,021 |
| BRAZIL | --- | --- | 2,433 | 2,710 | TAIWAN | 451 | 1,703 | 1,302 | 4,532 |
| ARGENT | --- | --- | 1,632 | 337 | JAPAN | 78,948 | 96,375 | 229,482 | 347,692 |
| SWEDEN | --- | --- | 335 | 1,515 | T PAC I | 904 | 1,303 | 2,079 | 3,959 |
| FINLAND | --- | --- | 296 | 617 | CNRY I | 14 | 1,099 | 64 | 2,800 |
| U KING | --- | --- | 9,541 | 9,543 | OTHERS | 12,931 | 13,455 | 25,001 | 27,609 |
| IRELAND | --- | --- | 10,005 | 14,156 | | | | | |
| NETHLS | --- | --- | 774 | 653 | | | | | |
| FRANCE | --- | --- | 5,967 | 17,657 | | | | | |
| FR GERM | --- | --- | 701 | 932 | | | | | |
| HUNGARY | --- | --- | 2,198 | 0 | | | | | |

TABLE 10 --U.S. AGRICULTURAL EXPORTS: QUANTITY AND VALUE, COMMODITY GROUP BY COUNTRY
FISCAL YEARS 1978 AND 1979--CONTINUED

| COMM GP COUNTRY | QUANTITY | | VALUE | | COMM GP COUNTRY | QUANTITY | | VALUE | |
|--------------------------|----------|--------|--------|--------|------------------------------|----------|------|------------|------------|
| | 1978 | 1979 | 1978 | 1979 | | 1978 | 1979 | 1,000 DOL. | 1,000 DOL. |
| BERMUDA | 100 | 106 | 183 | 247 | 425 | --- | --- | 331,763 | 368,130 |
| BAHAMAS | 162 | 279 | 270 | 5 | 94 | --- | --- | 42,634 | 49,385 |
| JAMAICA | 4 | 58 | 5 | 88 | 82 | --- | --- | 9,001 | 14,697 |
| CAYMAN | 29 | 33 | 64 | 97 | 97 | --- | --- | 3,088 | 3,470 |
| DOM REP | 24 | 27 | 60 | 55 | 15 | --- | --- | 1,977 | 2,331 |
| LW WW I | 26 | 47 | 49 | 435 | 500 | --- | --- | 10,670 | 9,747 |
| BARBADO | 15 | 27 | 16 | 4 | 4 | --- | --- | 1,446 | 2,929 |
| TRINID | 13 | 3 | 34 | 1 | 1 | --- | --- | 6,779 | 7,942 |
| N ANTIL | 177 | 172 | 343 | 78 | 78 | --- | --- | 1,778 | 2,241 |
| VENEZ | 8 | 220 | 8 | 173 | 52 | --- | --- | 4,412 | 6,482 |
| SURINAM | 24 | 3 | 33 | 19 | 19 | --- | --- | 5,824 | 7,360 |
| CHILE | 5 | 0 | 27 | 52 | 52 | --- | --- | 1,093 | 1,248 |
| ARGENT | 0 | 49 | 0 | 173 | 173 | --- | --- | 29,042 | 23,372 |
| U KING | 40 | 19 | 303 | 108 | 108 | --- | --- | 1,199 | 1,661 |
| NETHLS | 45 | 27 | 91 | 37 | 37 | --- | --- | 1,986 | 2,697 |
| BELGIUM | 15 | 10 | 31 | 65 | 65 | --- | --- | 761 | 2,819 |
| FRANCE | 12 | 7 | 69 | 111 | 111 | --- | --- | 7,909 | 10,052 |
| FR GERM | 53 | 48 | 141 | 108 | 108 | --- | --- | 2,836 | 2,265 |
| SWITZLD | 2 | 2 | 23 | 37 | 37 | --- | --- | 1,935 | 1,790 |
| SPAIN | 1 | 42 | 24 | 111 | 111 | --- | --- | 20,559 | 20,946 |
| ITALY | 4 | 7 | 59 | 43 | 43 | --- | --- | 3,748 | 3,539 |
| GREECE | 15 | 8 | 51 | 0 | 0 | --- | --- | 2,010 | 1,482 |
| ISRAEL | 4 | 0 | 18 | 28 | 28 | --- | --- | 2,613 | 3,198 |
| KUWAIT | 0 | 7 | 30 | 439 | 439 | --- | --- | 1,485 | 1,289 |
| S ARAB | 149 | 142 | 442 | 41 | 41 | --- | --- | 3,881 | 0 |
| ARAB EM | 20 | 18 | 37 | 25 | 25 | --- | --- | 1,266 | 775 |
| BAHRAIN | 10 | 10 | 18 | 0 | 0 | --- | --- | 548 | 3,765 |
| LAOS | 36 | 0 | 80 | 59 | 59 | --- | --- | 2,684 | 2,235 |
| SINGAPR | 46 | 26 | 89 | 52 | 52 | --- | --- | 3,908 | 4,035 |
| INDNSIA | 33 | 25 | 74 | 471 | 471 | --- | --- | 2,439 | 1,338 |
| KOR REP | 495 | 460 | 554 | 96 | 96 | --- | --- | 1,215 | 20 |
| HG KONG | 36 | 42 | 47 | 6,580 | 6,580 | --- | --- | 947 | 1,218 |
| JAPAN | 210 | 942 | 694 | 15 | 15 | --- | --- | 9,773 | 15,144 |
| FR P IS | 12 | 6 | 24 | 538 | 538 | --- | --- | 13,753 | 9,817 |
| T PAC I | 241 | 185 | 535 | 155 | 155 | --- | --- | 24,307 | 22,220 |
| NIGERIA | 5 | 82 | 6 | 40 | 40 | --- | --- | 1,511 | 1,845 |
| LIBERIA | 19 | 15 | 46 | 190 | 190 | --- | --- | 63,358 | 73,049 |
| OTHERS | 65 | 76 | 135 | --- | --- | --- | --- | 3,378 | 4,155 |
| PORK-PREPARED, PRESERVED | | | | | POULTRY AND POULTRY PRODUCTS | | | | |
| MT | | | | | NA | | | | |
| TOTAL | 14,452 | 14,069 | 30,429 | 27,713 | --- | --- | --- | 2,836 | 10,173 |
| CANADA | 6,182 | 3,006 | 12,250 | 6,127 | --- | --- | --- | 6,123 | 10,932 |
| MEXICO | 220 | 580 | 246 | 637 | --- | --- | --- | 815 | 1,827 |
| GUATHAL | 173 | 270 | 354 | 466 | --- | --- | --- | 8,532 | 162 |
| BELIZE | 315 | 483 | 425 | 633 | --- | --- | --- | 14,916 | 19,846 |
| SALVADR | 96 | 92 | 243 | 214 | --- | --- | --- | --- | --- |
| C RICA | 11 | 43 | 27 | 104 | --- | --- | --- | --- | --- |
| PANAMA | 658 | 1,171 | 961 | 1,483 | TOTAL | --- | --- | 34,244 | 41,527 |
| BERMUDA | 163 | 194 | 406 | 545 | CANADA | --- | --- | 7,517 | 9,416 |
| BAHAMAS | 740 | 717 | 1,701 | 1,746 | MEXICO | --- | --- | 1,828 | 3,471 |
| CAYMAN | 29 | 37 | 96 | 93 | GUATHAL | --- | --- | 363 | 552 |
| DOM REP | 158 | 135 | 338 | 395 | SALVADR | --- | --- | 480 | 471 |
| LW WW I | 457 | 644 | 594 | 938 | HONDURA | --- | --- | 230 | 216 |
| BARBADO | 663 | 677 | 811 | 851 | NICARAG | --- | --- | 190 | 86 |
| TRINID | 565 | 1,086 | 559 | 1,185 | BAHAMAS | --- | --- | 988 | 1,064 |
| N ANTIL | 629 | 850 | 936 | 1,394 | HAITI | --- | --- | 204 | 103 |
| F W IND | 117 | 152 | 283 | 431 | DDR REP | --- | --- | 705 | 805 |
| COLOMB | 9 | 79 | 28 | 161 | TRINID | --- | --- | 123 | 183 |
| VENEZ | 1,854 | 1,751 | 6,501 | 4,984 | N ANTIL | --- | --- | 238 | 292 |
| SURINAM | 60 | 85 | 123 | 154 | F W IND | --- | --- | 152 | 298 |
| NORWAY | 101 | 97 | 263 | 250 | COLOMB | --- | --- | 777 | 700 |
| DENMARK | 73 | 3 | 200 | 12 | VENEZ | --- | --- | 2,385 | 1,571 |
| U KING | 4 | 156 | 18 | 123 | GUYANA | --- | --- | 141 | 225 |
| NETHLS | 64 | 185 | 163 | 331 | SURINAM | --- | --- | 296 | 263 |
| BELGIUM | 48 | 40 | 116 | 43 | ECUADOR | --- | --- | 288 | 434 |
| S ARAB | 67 | 10 | 121 | 29 | PERU | --- | --- | 200 | 754 |
| SINGAPR | 29 | 50 | 88 | 162 | CHILE | --- | --- | 258 | 169 |
| KOR REP | 53 | 94 | 67 | 116 | BRAZIL | --- | --- | 1,758 | 2,338 |
| HG KONG | 55 | 48 | 173 | 139 | ARGENT | --- | --- | 0 | 463 |
| TAIWAN | 1 | 35 | 6 | 113 | U KING | --- | --- | 524 | 452 |
| JAPAN | 403 | 579 | 1,118 | 1,733 | NETHLS | --- | --- | 352 | 438 |
| FR P IS | 71 | 121 | 170 | 275 | BELGIUM | --- | --- | 139 | 134 |
| T PAC I | 106 | 225 | 287 | 643 | FRANCE | --- | --- | 906 | 1,112 |
| CHRY I | 7 | 89 | 11 | 250 | HUNGARY | --- | --- | 0 | 709 |
| OTHERS | 279 | 370 | 714 | 918 | SPAIN | --- | --- | 1,677 | 1,365 |
| | | | | | ITALY | --- | --- | 781 | 518 |
| | | | | | GREECE | --- | --- | 142 | 202 |
| | | | | | BULGAR | --- | --- | 215 | 200 |
| | | | | | TURKEY | --- | --- | 174 | 249 |

TABLE 10 --U.S. AGRICULTURAL EXPORTS: QUANTITY AND VALUE, COMMODITY GROUP BY COUNTRY
FISCAL YEARS 1978 AND 1979--CONTINUED

| COMM GP COUNTRY | QUANTITY | | VALUE | | COMM GP COUNTRY | QUANTITY | | VALUE | |
|--------------------|----------|------|---------------|---------------|-----------------------------|----------|---------|---------------|---------------|
| | 1978 | 1979 | 1,000 DOL. | 1,000 DOL. | | 1978 | 1979 | 1,000 DOL. | 1,000 DOL. |
| LEBANON | --- | --- | 80 | 212 | VENEZ | 2,156 | 8 | 198 | 17 |
| IRAN | --- | --- | 387 | 558 | GUYANA | 288 | 418 | 98 | 216 |
| ISRAEL | --- | --- | 220 | 619 | SURINAM | 1,132 | 1,035 | 282 | 255 |
| JORDAN | --- | --- | 179 | 88 | ECUADOR | 34 | 0 | 34 | 0 |
| PAKISTAN | --- | --- | 151 | 140 | SINGAPR | 16 | 2 | 16 | 8 |
| THAILND | --- | --- | 895 | 1,046 | JAPAN | 14 | 177 | 9 | 42 |
| MALAYSA | --- | --- | 252 | 278 | CNRY I | 119 | 0 | 60 | 0 |
| SINGAPR | --- | --- | 344 | 520 | OTHERS | 144 | 44 | 71 | 58 |
| INDONESIA | --- | --- | 723 | 383 | | | | | |
| PHIL R | --- | --- | 658 | 877 | | | | | |
| KOR REP | --- | --- | 500 | 1,444 | POULTRY MEATS | | | | MT |
| TAIWAN | --- | --- | 720 | 704 | TOTAL | 194,484 | 208,389 | 203,489 | 244,538 |
| JAPAN | --- | --- | 3,561 | 3,964 | CANADA | 15,297 | 15,424 | 18,400 | 19,743 |
| NIGERIA | --- | --- | 230 | 45 | MEXICO | 7,040 | 10,038 | 5,802 | 9,182 |
| ZAMBIA | --- | --- | 224 | 199 | BERMUDA | 1,456 | 1,647 | 2,562 | 2,814 |
| OTHERS | --- | --- | 1,130 | 1,197 | BAHAMAS | 749 | 770 | 976 | 1,231 |
| | | | | | JAMAICA | 14,939 | 15,331 | 6,597 | 5,904 |
| | | | | | DOM REP | 190 | 943 | 192 | 1,083 |
| | | | | | LW WW I | 9,041 | 9,692 | 6,609 | 7,770 |
| | | | | | BARBADO | 2,172 | 2,164 | 1,323 | 1,606 |
| | | | | | TRINID | 904 | 1,853 | 1,150 | 2,273 |
| | | | | | N ANTL | 8,739 | 5,221 | 5,513 | 6,936 |
| | | | | | VENEZ | 19,945 | 18,703 | 21,550 | 20,221 |
| | | | | | CHILE | 174 | 391 | 134 | 735 |
| | | | | | ARGENT | 0 | 1,074 | 0 | 1,292 |
| | | | | | U KING | 1,921 | 3,554 | 4,906 | 8,511 |
| | | | | | NETHLS | 754 | 762 | 905 | 1,214 |
| | | | | | FR GERM | 12,387 | 11,570 | 16,396 | 16,969 |
| | | | | | SWITZLD | 1,499 | 1,318 | 2,170 | 2,240 |
| | | | | | ITALY | 279 | 564 | 454 | 1,077 |
| | | | | | IRAQ | 3,934 | 0 | 3,881 | 0 |
| | | | | | ISRAEL | 136 | 1,652 | 151 | 2,746 |
| | | | | | KUWAIT | 1,135 | 1,611 | 1,674 | 2,221 |
| | | | | | S ARAB | 1,990 | 1,649 | 3,578 | 3,322 |
| | | | | | ARAB EM | 428 | 323 | 795 | 673 |
| | | | | | SINGAPR | 9,927 | 12,937 | 9,338 | 14,562 |
| | | | | | HG KONG | 21,143 | 17,102 | 17,463 | 16,684 |
| | | | | | JAPAN | 34,457 | 41,863 | 42,419 | 56,580 |
| | | | | | FR P IS | 2,764 | 3,124 | 3,363 | 4,133 |
| | | | | | T PAC I | 1,205 | 1,955 | 1,349 | 3,052 |
| | | | | | EGYPT | 2,815 | 9,225 | 2,715 | 9,887 |
| | | | | | CNRY I | 5,201 | 4,592 | 6,063 | 10,832 |
| | | | | | TOGO | 1,104 | 1,983 | 813 | 1,827 |
| | | | | | NIGERIA | 9,762 | 140 | 8,274 | 117 |
| | | | | | OTHERS | 5,007 | 4,934 | 5,984 | 7,081 |
| | | | | | | | | | |
| | | | | | POULTRY MEATS FRESH, FROZEN | | | | MT |
| | | | | | TOTAL | 191,292 | 203,998 | 197,610 | 234,957 |
| | | | | | CANADA | 13,849 | 13,592 | 15,818 | 15,955 |
| | | | | | MEXICO | 7,019 | 9,979 | 5,784 | 9,122 |
| | | | | | BERMUDA | 1,436 | 1,640 | 2,523 | 2,802 |
| | | | | | BAHAMAS | 731 | 760 | 937 | 1,194 |
| | | | | | JAMAICA | 14,900 | 15,330 | 6,563 | 5,900 |
| | | | | | DOM REP | 183 | 942 | 182 | 1,082 |
| | | | | | LW WW I | 8,715 | 9,681 | 6,272 | 7,757 |
| | | | | | BARBADO | 2,158 | 2,093 | 1,298 | 1,554 |
| | | | | | TRINID | 899 | 1,815 | 1,140 | 2,245 |
| | | | | | N ANTL | 4,712 | 5,504 | 5,465 | 6,921 |
| | | | | | VENEZ | 19,927 | 18,696 | 21,543 | 20,208 |
| | | | | | ARGENT | 0 | 1,074 | 0 | 1,292 |
| | | | | | U KING | 1,810 | 3,448 | 4,342 | 7,988 |
| | | | | | NETHLOS | 712 | 724 | 766 | 976 |
| | | | | | FR GERM | 12,352 | 10,800 | 16,249 | 15,685 |
| | | | | | SWITZLD | 1,470 | 1,274 | 1,997 | 1,983 |
| | | | | | ITALY | 274 | 564 | 430 | 1,071 |
| | | | | | IRAQ | 3,934 | 0 | 3,881 | 0 |
| | | | | | ISRAEL | 136 | 1,652 | 151 | 2,746 |
| | | | | | KUWAIT | 1,122 | 1,611 | 1,651 | 2,221 |
| | | | | | S ARAB | 1,931 | 1,592 | 3,433 | 3,233 |
| | | | | | ARAB EM | 409 | 321 | 753 | 669 |
| | | | | | SINGAPR | 9,905 | 12,920 | 9,384 | 14,531 |
| | | | | | HG KONG | 21,051 | 16,915 | 17,328 | 16,439 |
| | | | | | JAPAN | 34,358 | 41,815 | 42,214 | 56,482 |
| | | | | | FR P IS | 2,740 | 3,087 | 3,332 | 4,079 |
| | | | | | T PAC I | 1,149 | 1,371 | 1,292 | 1,554 |
| | | | | | EGYPT | 2,741 | 9,133 | 2,655 | 9,767 |
| | | | | | CNRY I | 5,201 | 4,592 | 6,063 | 10,832 |
| | | | | | TOGO | 1,104 | 1,983 | 813 | 1,827 |
| | | | | | NIGERIA | 9,440 | 140 | 7,978 | 115 |
| | | | | | OTHERS | 4,924 | 4,950 | 5,461 | 6,727 |

TABLE 10 --U.S. AGRICULTURAL EXPORTS: QUANTITY AND VALUE, COMMODITY GROUP BY COUNTRY
FISCAL YEARS 1978 AND 1979--CONTINUED

| COMM GP COUNTRY | QUANTITY | | VALUE | | COMM GP COUNTRY | QUANTITY | | VALUE | | |
|------------------------------------|----------|---------|--------------------|--------------------|-----------------------|----------|------|--------------------|--------------------|--|
| | 1978 | 1979 | 1978 1,000 DOL. | 1979 1,000 DOL. | | 1978 | 1979 | 1978 1,000 DOL. | 1979 1,000 DOL. | |
| MEAT-CHICKEN, FRESH, FROZEN | | | | | MT | | | | | |
| TOTAL | 158,077 | 171,026 | 154,849 | 186,292 | N ANTIL | 27 | 17 | 48 | 34 | |
| CANADA | 11,522 | 10,318 | 12,935 | 11,046 | CHILE | 30 | 115 | 25 | 349 | |
| MEXICO | 6,651 | 9,865 | 5,554 | 8,824 | SWEDEN | 3 | 9 | 43 | 120 | |
| BERMUDA | 1,146 | 1,353 | 2,014 | 2,307 | U KING | 101 | 106 | 564 | 523 | |
| JAMAICA | 14,535 | 15,287 | 6,265 | 5,834 | NETHLS | 42 | 38 | 139 | 239 | |
| DOM REP | 111 | 859 | 83 | 961 | BELGIUM | 5 | 10 | 34 | 51 | |
| LW NW I | 7,866 | 9,366 | 5,525 | 7,414 | FRANCF | 10 | 26 | 40 | 56 | |
| BARBADO | 2,001 | 1,738 | 1,127 | 1,225 | FR GERM | 35 | 77 | 147 | 1,285 | |
| TRINID | 758 | 1,517 | 937 | 1,772 | AUSTRIA | 12 | 27 | 70 | 122 | |
| N ANTIL | 4,318 | 5,359 | 4,964 | 6,682 | SWITZLD | 29 | 44 | 174 | 257 | |
| VENEZ | 10,197 | 18,408 | 20,620 | 19,685 | SPAIN | 30 | 0 | 193 | 0 | |
| ARGENT | 0 | 779 | 0 | 801 | ITALY | 5 | 0 | 23 | 6 | |
| U KING | 617 | 795 | 937 | 1,895 | YUGOSLV | 1 | 2 | 11 | 30 | |
| FR GERM | 699 | 145 | 837 | 213 | GREECE | 13 | 11 | 53 | 49 | |
| SWITZLD | 537 | 309 | 581 | 359 | LEBANON | 0 | 16 | 0 | 30 | |
| MALTA | 138 | 402 | 202 | 612 | KUWAIT | 13 | 0 | 22 | 0 | |
| IRAQ | 3,934 | 0 | 3,881 | 0 | S ARAB | 59 | 57 | 145 | 88 | |
| ISRAEL | 2 | 1,600 | 4 | 2,673 | ARAB EM | 19 | 2 | 42 | 4 | |
| KUWAIT | 823 | 1,229 | 1,169 | 1,608 | SINGAPR | 22 | 17 | 34 | 31 | |
| S ARAB | 1,482 | 1,199 | 2,457 | 2,388 | HG KONG | 92 | 187 | 124 | 245 | |
| ARAB EM | 304 | 202 | 499 | 437 | JAPAN | 99 | 48 | 204 | 79 | |
| SINGAPR | 1,327 | 12,477 | 8,731 | 13,824 | NEW GUI | 70 | 58 | 65 | 59 | |
| HG KONG | 14,040 | 15,413 | 14,973 | 14,355 | FR P IS | 24 | 37 | 31 | 53 | |
| JAPAN | 35,231 | 40,196 | 40,289 | 53,255 | T PAC I | 56 | 584 | 57 | 1,498 | |
| FR P IS | 2,521 | 2,950 | 2,987 | 3,796 | EGYPT | 74 | 92 | 61 | 120 | |
| T PAC I | 1,006 | 1,215 | 1,181 | 1,401 | NIGERIA | 322 | 0 | 295 | 1 | |
| EGYPT | 2,515 | 5,931 | 2,408 | 7,689 | OTHERS | 102 | 86 | 153 | 174 | |
| CNRY I | 4,908 | 8,430 | 5,728 | 10,568 | EGGS | | | | | |
| NIGERIA | 4,633 | 52 | 4,129 | 47 | TOTAL | --- | --- | 75,021 | 67,447 | |
| OTHERS | 3,915 | 3,832 | 3,832 | 4,701 | CANADA | --- | --- | 14,814 | 18,085 | |
| MEAT-TURKEY, FRESH, FROZEN | | | | | MT | | | | | |
| TOTAL | 23,872 | 22,280 | 31,841 | 36,264 | MEXICO | --- | --- | 1,321 | 2,005 | |
| CANADA | 1,430 | 2,224 | 1,819 | 3,240 | HONDURA | --- | --- | 238 | 441 | |
| MEXICO | 265 | 235 | 166 | 227 | NICARAG | --- | --- | 591 | 518 | |
| PANAMA | 91 | 109 | 170 | 239 | C RICA | --- | --- | 133 | 536 | |
| BERMUDA | 192 | 213 | 300 | 366 | PANAMA | --- | --- | 356 | 337 | |
| BAHAMAS | 477 | 463 | 584 | 677 | BERMUDA | --- | --- | 517 | 651 | |
| LW NW I | 100 | 158 | 127 | 199 | JAMAICA | --- | --- | 4,055 | 3,815 | |
| BARBADO | 146 | 248 | 142 | 237 | HAITI | --- | --- | 125 | 232 | |
| TRINID | 112 | 281 | 158 | 457 | DOM REP | --- | --- | 550 | 1,040 | |
| VENEZ | 222 | 171 | 362 | 299 | BARBADO | --- | --- | 449 | 636 | |
| CHILE | 12 | 151 | 20 | 231 | TRINID | --- | --- | 3,138 | 4,025 | |
| ARGENT | 0 | 295 | 0 | 491 | COLOMB | --- | --- | 175 | 237 | |
| DENMARK | 49 | 23 | 104 | 44 | VENEZ | --- | --- | 5,107 | 1,573 | |
| U KING | 1,136 | 2,532 | 3,262 | 5,789 | GUYANA | --- | --- | 1,058 | 1,432 | |
| NETHLS | 251 | 301 | 312 | 430 | SURINAM | --- | --- | 595 | 703 | |
| BELGIUM | 6 | 80 | 8 | 112 | BRAZIL | --- | --- | 233 | 352 | |
| FR GERM | 9,951 | 8,731 | 13,303 | 13,123 | ARGENT | --- | --- | 761 | 1,063 | |
| AUSTRIA | 202 | 173 | 337 | 363 | U KING | --- | --- | 2,326 | 1,000 | |
| SWITZLD | 716 | 885 | 1,084 | 1,450 | NETHLS | --- | --- | 734 | 696 | |
| PORTUGL | 24 | 31 | 101 | 101 | FR GERM | --- | --- | 2,898 | 3,186 | |
| ITALY | 263 | 440 | 407 | 841 | AUSTRIA | --- | --- | 273 | 364 | |
| GREECE | 97 | 63 | 130 | 106 | SWITZLD | --- | --- | 1,270 | 982 | |
| KUWAIT | 151 | 203 | 251 | 313 | ITALY | --- | --- | 1,355 | 1,575 | |
| S ARAB | 258 | 205 | 619 | 476 | GREECE | --- | --- | 1,029 | 861 | |
| ARAB EM | 86 | 56 | 167 | 132 | IRAN | --- | --- | 762 | 132 | |
| SINGAPR | 260 | 273 | 486 | 424 | ISRAEL | --- | --- | 174 | 401 | |
| HG KONG | 907 | 638 | 1,017 | 895 | KUWAIT | --- | --- | 1,010 | 0 | |
| JAPAN | 594 | 1,239 | 1,213 | 2,532 | S ARAB | --- | --- | 286 | 688 | |
| T PAC I | 113 | 136 | 82 | 119 | ARAB EM | --- | --- | 1,644 | 665 | |
| EGYPT | 65 | 200 | 119 | 370 | YEMEN S | --- | --- | 420 | 0 | |
| CNRY I | 259 | 162 | 297 | 264 | OMAN | --- | --- | 1,172 | 0 | |
| TOGO | 304 | 714 | 233 | 713 | HG KONG | --- | --- | 6,379 | 4,630 | |
| NIGERIA | 4,519 | 88 | 3,668 | 68 | JAPAN | --- | --- | 17,120 | 11,865 | |
| OTHERS | 610 | 494 | 873 | 921 | T PAC I | --- | --- | 257 | 664 | |
| POULTRY MEATS-PREP, PRES | | | | | MT | | | | | |
| TOTAL | 3,192 | 4,391 | 5,879 | 9,581 | EGYPT | --- | --- | 115 | 286 | |
| CANADA | 1,448 | 1,832 | 2,582 | 3,788 | OTHERS | --- | --- | 1,586 | 1,862 | |
| MEXICO | 21 | 59 | 18 | 60 | DAIRY PRODUCTS | | | | | |
| BELIZE | 11 | 13 | 20 | 24 | TOTAL | --- | --- | 155,809 | 116,128 | |
| PANAMA | 0 | 28 | 0 | 69 | CANADA | --- | --- | 10,314 | 9,876 | |
| BERMUDA | 20 | 7 | 40 | 24 | MEXICO | --- | --- | 20,765 | 22,544 | |
| BAHAMAS | 18 | 10 | 39 | 69 | GUATMAL | --- | --- | 2,465 | 2,589 | |
| JAMAICA | 39 | 1 | 35 | 13 | SALVADR | --- | --- | 914 | 712 | |
| LW NW I | 326 | 11 | 336 | 13 | HONDURA | --- | --- | 1,534 | 636 | |
| BARBADO | 14 | 71 | 37 | 37 | NICARAG | --- | --- | 320 | 1,340 | |
| | | | | 4 | PANAMA | --- | --- | 2,632 | 1,650 | |
| | | | | 12 | BERMUDA | --- | --- | 851 | 771 | |
| | | | | 52 | BAHAMAS | --- | --- | 2,805 | 2,304 | |

TABLE 10 --U.S. AGRICULTURAL EXPORTS: QUANTITY AND VALUE, COMMODITY GROUP BY COUNTRY
 FISCAL YEARS 1978 AND 1979--CONTINUED

| COMH GP COUNTRY | QUANTITY | | VALUE | | COMH GP COUNTRY | QUANTITY | | VALUE | |
|--------------------|------------|----------------|------------|------------|--------------------|--------------------|--------|------------|------------|
| | 1978 | 1979 | 1,000 DOL. | 1,000 DOL. | | 1978 | 1979 | 1,000 DOL. | 1,000 DOL. |
| JAPANCA | | | 426 | 651 | | | | | |
| CAYMAN | | | 418 | 456 | | | | | |
| HAITI | | | 3,145 | 1,785 | TOTAL | 89,416 | 71,967 | 77,649 | 27,385 |
| DOM REP | | | 1,123 | 2,679 | CANADA | 341 | 271 | 295 | 199 |
| LW WW I | | | 429 | 668 | MEXICO | 17,918 | 13,610 | 7,561 | 5,708 |
| TRINID | | | 478 | 237 | GUATMAL | 1,801 | 2,400 | 1,964 | 877 |
| N ANTIL | | | 1,196 | 1,127 | SALVADR | 729 | 1,197 | 672 | 425 |
| COLOMB | | | 728 | 1,110 | HONDURA | 848 | 661 | 1,065 | 238 |
| VENEZ | | | 2,243 | 2,175 | NICARAG | 36 | 2,156 | 33 | 803 |
| ECUADOR | | | 772 | 915 | PANAHA | 896 | 980 | 919 | 379 |
| PERU | | | 2,529 | 2,658 | JAMAICA | 1 | 304 | 1 | 109 |
| BOLIVIA | | | 1,908 | 1,242 | HAITI | 2,288 | 1,998 | 2,537 | 733 |
| CHILE | | | 970 | 1,761 | DOM RFP | 223 | 533 | 171 | 182 |
| BRAZIL | | | 162 | 542 | ECUADOR | 206 | 554 | 161 | 146 |
| ARGENT | | | 634 | 441 | PERU | 1,421 | 2,208 | 1,110 | 786 |
| U KING | | | 1,492 | 1,335 | BOLIVIA | 2,327 | 1,724 | 1,114 | 561 |
| NETHLOS | | | 170 | 477 | CHILE | 236 | 1,566 | 137 | 506 |
| FR GERM | | | 579 | 419 | BRAZIL | 70 | 122 | 41 | 83 |
| SPAIN | | | 211 | 603 | NETHLOS | 0 | 843 | 0 | 304 |
| TURKEY | | | 624 | 223 | TURKEY | 210 | 121 | 326 | 43 |
| SYRIA | | | 638 | 561 | SYRIA | 730 | 1,624 | 630 | 543 |
| LEBANON | | | 1,795 | 76 | LEBANON | 1,135 | 105 | 1,784 | 37 |
| IRAN | | | 759 | 257 | ISRAEL | 347 | 197 | 445 | 85 |
| ISRAEL | | | 580 | 239 | JORDAN | 833 | 208 | 1,344 | 77 |
| JORDAN | | | 1,349 | 541 | AFGHAN | 572 | 500 | 915 | 176 |
| KUWAIT | | | 870 | 45 | INDIA | 15,593 | 11,542 | 14,957 | 4,087 |
| S ARAB | | | 1,381 | 1,232 | PAKISTN | 283 | 942 | 344 | 341 |
| AFGHAN | | | 915 | 176 | NEPAL | 134 | 728 | 128 | 257 |
| INDIA | | | 15,615 | 4,407 | ENGLDSH | 210 | 630 | 327 | 222 |
| PAKISTN | | | 354 | 455 | BURMA | 0 | 255 | 0 | 98 |
| SINGAPR | | | 438 | 493 | INDNSIA | 3,077 | 2,594 | 1,340 | 949 |
| INDNSIA | | | 1,787 | 1,371 | PHIL P | 3,266 | 1,992 | 4,438 | 896 |
| PHIL R | | | 6,360 | 3,245 | T PAC I | 5 | 202 | 98 | 339 |
| KOR REP | | | 585 | 2,197 | MOROC | 5,317 | 845 | 3,991 | 355 |
| HG KONG | | | 4,007 | 3,270 | ALGERIA | 1,751 | 0 | 2,824 | 0 |
| TAIWAN | | | 3,895 | 4,180 | TUNISIA | 671 | 900 | 709 | 265 |
| JAPAN | | | 4,821 | 7,172 | EGYPT | 511 | 1,908 | 797 | 673 |
| AUSTRAL | | | 1,193 | 1,073 | SUDAN | 3,363 | 563 | 3,265 | 199 |
| T PAC I | | | 1,472 | 2,273 | MAURITN | 486 | 265 | 419 | 93 |
| MOROC | | | 5,691 | 1,096 | CANROON | 352 | 557 | 252 | 196 |
| ALGERIA | | | 2,824 | 0 | SENEGAL | 20 | 594 | 32 | 205 |
| TUNISIA | | | 813 | 527 | GHANA | 391 | 187 | 495 | 78 |
| EGYPT | | | 932 | 691 | TOGO | 151 | 166 | 250 | 58 |
| SUDAN | | | 3,285 | 212 | CHAD | 305 | 0 | 491 | 0 |
| SENEGAL | | | 1,186 | 2,665 | U VOLTA | 6,290 | 6,179 | 7,343 | 2,180 |
| GHANA | | | 1,219 | 1,159 | CO BRAZ | 170 | 442 | 221 | 141 |
| NIGERIA | | | 587 | 756 | ZAIPE | 84 | 1,589 | 42 | 709 |
| CHAD | | | 491 | 2 | BURUNDI | 481 | 819 | 522 | 502 |
| U VOLTA | | | 4,597 | 2,183 | RWANDA | 508 | 333 | 492 | 110 |
| CO BRAZ | | | 263 | 843 | SOMALIA | 2,471 | 0 | 3,694 | 0 |
| ZAIPE | | | 61 | 842 | MAURIT | 209 | 0 | 336 | 0 |
| BURUNDI | | | 543 | 302 | MOZAMBQ | 3,185 | 454 | 3,407 | 161 |
| RWANDA | | | 570 | 283 | MALAGAS | 278 | 580 | 265 | 137 |
| SOPALIA | | | 3,694 | 0 | REP SAF | 242 | 261 | 238 | 101 |
| MOZAMBQ | | | 3,487 | 161 | MALAWI | 242 | 57 | 305 | 13 |
| REP SAF | | | 576 | 1,090 | LESOTHO | 928 | 1,002 | 964 | 380 |
| LESOTHO | | | 964 | 539 | OTHERS | 4,111 | 1,514 | 1,398 | 848 |
| OTHERS | | | 8,738 | 6,480 | | | | | |
| | EVAPORATED | CONDENSED MILK | | | TOTAL | BUTTER & ANHYDROUS | | | MT |
| TOTAL | 16,845 | 18,135 | 10,656 | 12,782 | CANADA | 270 | 409 | 692 | 1,042 |
| CANADA | 226 | 263 | 105 | 79 | MEXICO | 17 | 11 | 47 | 31 |
| MEXICO | 17,728 | 15,102 | 8,279 | 10,101 | GUATMAL | 58 | 49 | 116 | 103 |
| NICARAG | 13 | 70 | 12 | 71 | BELIZE | 9 | 20 | 13 | 14 |
| BAHAMAS | 207 | 121 | 137 | 106 | RERUPA | 2 | 5 | 10 | 2 |
| CAYMAN | 106 | 36 | 78 | 33 | BAHAMAS | 46 | 45 | 93 | 94 |
| HAITI | 13 | 156 | 15 | 134 | JAPANCA | 1 | 1 | 3 | 1 |
| LW WW I | 222 | 289 | 198 | 413 | DOM RFP | 4 | 1 | 13 | 3 |
| N ANTIL | 44 | 36 | 84 | 31 | LW WW I | 6 | 12 | 15 | 28 |
| COLOMB | 43 | 63 | 40 | 34 | TRINID | 8 | 6 | 15 | 19 |
| FR GERM | 97 | 163 | 95 | 108 | N ANTIL | 5 | 31 | 17 | 47 |
| S ARAB | 41 | 25 | 45 | 33 | COLOMB | 17 | 0 | 18 | 0 |
| PHIL R | 67 | 20 | 61 | 19 | SPAIN | 1 | 0 | 4 | 0 |
| KOR REP | 10 | 187 | 15 | 256 | S ARAB | 13 | 6 | 33 | 17 |
| HG KONG | 91 | 66 | 106 | 62 | QATAR | 1 | 0 | 3 | 0 |
| T PAC I | 3,131 | 1,084 | 855 | 936 | HG KONG | 21 | 0 | 117 | 0 |
| LIBYA | 62 | 0 | 63 | 0 | JAPAN | 13 | 14 | 60 | 62 |
| GUINEA | 210 | 110 | 125 | 100 | T PAC I | 32 | 196 | 90 | 590 |
| NIGERIA | 252 | 7 | 175 | 3 | GUINEA | 5 | 4 | 10 | 9 |
| OTHERS | 274 | 328 | 208 | 255 | OTHERS | 3 | 7 | 9 | 21 |

TABLE 10 --U.S. AGRICULTURAL EXPORTS: QUANTITY AND VALUE, COMMODITY GROUP BY COUNTRY
FISCAL YEARS 1978 AND 1979--CONTINUED

| COMM GP COUNTRY | QUANTITY | | VALUE | | COMM GP COUNTRY | QUANTITY | | VALUE | |
|--------------------------------------|-----------|-----------|------------|------------|--------------------------------------|-----------|-----------|------------|------------|
| | 1978 | 1979 | 1,000 DOL. | 1,000 DOL. | | 1978 | 1979 | 1,000 DOL. | 1,000 DOL. |
| CHEESE | | | | | GHANA | | | | |
| TOTAL | 4,944 | 5,012 | 14,645 | 15,573 | 6,437 | 5,977 | 2,665 | 3,432 | |
| CANADA | 1,443 | 1,330 | 4,487 | 4,102 | NIGERIA | 32,048 | 32,929 | 13,348 | 18,649 |
| MEXICO | 355 | 268 | 624 | 591 | ANGOLA | 998 | 4,810 | 479 | 3,249 |
| BELIZE | 19 | 40 | 42 | 135 | MALAGAS | 5,573 | 4,116 | 2,537 | 2,410 |
| HONDURA | 22 | 13 | 57 | 39 | REP SAF | 14,956 | 33,722 | 6,938 | 18,438 |
| PANAMA | 482 | 328 | 1,325 | 944 | OTHERS | 32,999 | 35,383 | 16,480 | 21,452 |
| BERMUDA | 137 | 182 | 392 | 548 | LARD | | | | |
| BAHAMAS | 332 | 299 | 871 | 788 | TOTAL | 59,931 | 43,782 | 32,738 | 28,394 |
| JAMAICA | 40 | 21 | 115 | 66 | CANADA | 21,972 | 10,617 | 11,774 | 6,600 |
| CAYMAN | 28 | 28 | 51 | 53 | MEXICO | 27,995 | 26,260 | 15,155 | 16,464 |
| HAITI | 62 | 78 | 161 | 226 | BELIZE | 1,226 | 1,473 | 974 | 1,499 |
| DOM REP | 94 | 81 | 295 | 263 | BAHAMAS | 457 | 603 | 465 | 576 |
| LW WW I | 28 | 31 | 73 | 108 | HAITI | 1,112 | 895 | 555 | 534 |
| BARBADO | 29 | 41 | 87 | 138 | N ANTIL | 247 | 335 | 199 | 306 |
| TRINID | 114 | 55 | 378 | 174 | COLOMB | 155 | 49 | 113 | 42 |
| N ANTIL | 174 | 172 | 496 | 518 | BOLIVIA | 292 | 359 | 167 | 367 |
| COLOMB | 13 | 42 | 27 | 136 | CHILE | 590 | 441 | 417 | 237 |
| VENEZ | 143 | 283 | 422 | 776 | U KING | 4,947 | 2,195 | 2,288 | 1,239 |
| CHILE | 28 | 23 | 73 | 65 | BELGIUM | 301 | 0 | 130 | 0 |
| GREECE | 17 | 19 | 42 | 54 | HG KONG | 314 | 289 | 228 | 283 |
| IRAN | 29 | 27 | 97 | 79 | OTHERS | 323 | 266 | 275 | 247 |
| S ARAB | 130 | 103 | 401 | 303 | TALLOW-INDIFIBLE | | | | |
| ARAB EM | 21 | 21 | 68 | 64 | TOTAL | 1,148,888 | 1,182,953 | 486,073 | 622,140 |
| BAHRAIN | 26 | 27 | 117 | 82 | MEXICO | 45,499 | 44,650 | 19,467 | 25,593 |
| THAILND | 20 | 15 | 61 | 49 | GUATMAL | 7,146 | 7,795 | 3,049 | 4,445 |
| SINGAPR | 41 | 44 | 132 | 150 | SALVADR | 15,521 | 22,433 | 6,873 | 12,487 |
| KOR REP | 30 | 50 | 95 | 133 | HONDURA | 8,153 | 7,500 | 3,371 | 4,309 |
| HG KONG | 101 | 128 | 295 | 428 | NICARAG | 5,742 | 3,556 | 2,531 | 1,885 |
| TAIWAN | 18 | 18 | 68 | 75 | JAMAICA | 11,730 | 9,511 | 4,608 | 4,724 |
| JAPAN | 695 | 989 | 2,564 | 3,732 | HAITI | 8,973 | 9,877 | 3,937 | 5,372 |
| AUSTRAL | 17 | 22 | 66 | 94 | DOM REP | 14,501 | 16,432 | 7,032 | 9,535 |
| T PAC I | 58 | 40 | 123 | 96 | COLOMB | 31,024 | 44,618 | 12,515 | 22,443 |
| LIBERIA | 13 | 33 | 42 | 110 | VENEZ | 28,611 | 14,302 | 12,332 | 7,455 |
| OTHERS | 185 | 161 | 500 | 454 | ECUADOR | 2,814 | 7,970 | 1,054 | 4,042 |
| ANIMAL FATS, OILS AND GREASES | | | | | PERU | | | | |
| TOTAL | 1,315,097 | 1,509,898 | 573,797 | 704,788 | CHILE | 4,643 | 3,134 | 2,126 | 1,926 |
| CANADA | 31,001 | 18,639 | 18,342 | 12,654 | BRAZIL | 5,087 | 4,728 | 2,492 | 2,698 |
| MEXICO | 77,399 | 76,381 | 37,944 | 47,433 | IRAN | 8,492 | 0 | 3,354 | 0 |
| GUATMAL | 2,105 | 7,814 | 3,587 | 4,473 | NETHLS | 54,761 | 58,342 | 22,556 | 29,713 |
| SALVADR | 14,199 | 24,941 | 7,170 | 13,981 | BELGIUM | 93,490 | 79,365 | 38,008 | 40,256 |
| HONDURA | 2,216 | 7,961 | 3,535 | 4,553 | FRANCE | 31,070 | 15,070 | 11,665 | 7,358 |
| NICARAG | 5,752 | 3,564 | 2,541 | 1,893 | NETHLS | 17,749 | 21,154 | 7,418 | 11,352 |
| JAMAICA | 12,030 | 10,442 | 4,868 | 3,337 | FR GERM | 73,617 | 58,148 | 28,206 | 28,310 |
| HAITI | 11,135 | 11,032 | 4,937 | 6,071 | POLAND | 9,995 | 8,046 | 4,184 | 4,560 |
| DOM REP | 15,658 | 16,779 | 7,530 | 9,744 | U.S.S.R | 43,706 | 84,923 | 18,744 | 47,944 |
| COLOMB | 53,592 | 54,027 | 22,078 | 27,166 | SPAIN | 29,276 | 39,941 | 12,152 | 19,641 |
| VENEZ | 29,323 | 14,782 | 13,091 | 8,068 | PORTUGL | 5,109 | 9,312 | 2,254 | 5,121 |
| ECUADOR | 26,085 | 26,980 | 11,629 | 13,770 | ITALY | 12,102 | 578 | 4,896 | 319 |
| PERU | 5,462 | 3,169 | 2,575 | 1,995 | TURKEY | 5,833 | 11 | 2,396 | 13 |
| CHILE | 5,896 | 5,336 | 3,156 | 3,200 | LEBANON | 8,340 | 6,209 | 3,589 | 3,366 |
| BRAZIL | 8,594 | 37 | 3,561 | 63 | IRAQ | 10,659 | 0 | 4,431 | 0 |
| U KING | 63,578 | 67,249 | 26,617 | 35,103 | IRAN | 14,563 | 9,142 | 6,814 | 4,805 |
| NETHLS | 107,086 | 83,247 | 41,553 | 42,142 | INDIA | 17,572 | 6,363 | 7,797 | 3,303 |
| BELGIUM | 36,744 | 15,085 | 13,998 | 7,396 | PAKISTN | 47,773 | 50,916 | 21,144 | 25,663 |
| FRANCE | 17,845 | 21,256 | 7,638 | 11,473 | BNGLDSH | 823 | 9,467 | 355 | 4,709 |
| FR GERM | 77,847 | 59,382 | 30,119 | 29,288 | PHIL R | 5,801 | 4,962 | 2,699 | 2,977 |
| POLAND | 9,995 | 8,046 | 4,184 | 4,560 | CHINA M | 29,968 | 1,000 | 14,207 | 602 |
| U.S.S.R | 43,706 | 84,923 | 18,744 | 47,944 | KOR REP | 65,291 | 115,727 | 27,469 | 61,806 |
| SPAIN | 29,333 | 43,060 | 12,252 | 21,250 | TAIWAN | 22,644 | 25,743 | 9,137 | 12,366 |
| PORTUGL | 5,114 | 9,372 | 2,267 | 5,135 | JAPAN | 89,090 | 83,998 | 37,436 | 44,342 |
| ITALY | 12,692 | 1,251 | 5,230 | 743 | MOROCCO | 10,565 | 8,071 | 4,242 | 4,281 |
| TURKEY | 4,867 | 58 | 2,426 | 61 | ALGERIA | 36,586 | 43,182 | 14,979 | 21,360 |
| LEBANON | 8,340 | 6,272 | 3,589 | 3,459 | EGYPT | 120,387 | 133,240 | 54,382 | 66,292 |
| IRAQ | 10,659 | 0 | 4,431 | 0 | CAMROON | 4,590 | 1,598 | 2,002 | 931 |
| IRAN | 14,656 | 9,142 | 6,923 | 4,805 | GHANA | 6,437 | 5,947 | 2,665 | 3,345 |
| INDIA | 17,572 | 6,363 | 7,797 | 3,303 | NIGERIA | 31,985 | 32,917 | 13,127 | 18,619 |
| PAKISTN | 47,786 | 50,947 | 21,161 | 25,698 | ANGOLA | 998 | 4,810 | 479 | 3,249 |
| BNGLDSH | 823 | 9,467 | 355 | 4,709 | MALAGAS | 5,471 | 3,979 | 2,415 | 2,209 |
| PHIL R | 5,907 | 5,107 | 2,837 | 3,214 | REP SAF | 14,876 | 33,644 | 6,825 | 18,330 |
| CHINA M | 29,968 | 1,000 | 14,207 | 602 | OTHERS | 25,824 | 30,592 | 12,629 | 26,084 |
| KOR REP | 67,519 | 117,439 | 28,405 | 63,244 | HIDES AND SKINS, INC FURSKINS | | | | |
| TAIWAN | 26,239 | 26,308 | 10,897 | 12,850 | TOTAL | --- | --- | 821,557 | 1,302,152 |
| JAPAN | 97,406 | 91,351 | 41,793 | 49,471 | CANADA | --- | --- | 70,776 | 129,748 |
| MOROCCO | 10,566 | 8,072 | 4,243 | 4,282 | MEXICO | --- | --- | 48,439 | 93,112 |
| ALGERIA | 36,586 | 43,182 | 14,979 | 21,360 | URUGUAY | --- | --- | 3,192 | 2,542 |
| EGYPT | 124,115 | 141,930 | 56,155 | 73,646 | SWEDEN | --- | --- | 5,451 | 7,568 |
| CAMROON | 4,590 | 1,598 | 2,002 | 931 | DENMARK | --- | --- | 14,078 | 17,800 |

TABLE 10 --U.S. AGRICULTURAL EXPORTS: QUANTITY AND VALUE, COMMODITY GROUP BY COUNTRY
FISCAL YEARS 1978 AND 1979--CONTINUED

| COMH GP COUNTRY | QUANTITY | | VALUE | | COMH GP COUNTRY | QUANTITY | | VALUE | |
|--------------------|----------|------|--------------------|--------------------|--------------------|------------|------------|------------|------------|
| | 1978 | 1979 | 1978 1,000 DOL. | 1979 1,000 DOL. | | 1978 | 1979 | 1,000 DOL. | 1,000 DOL. |
| URUGUAY | --- | --- | 11,241 | 3,624 | BRASIL | 2,693,793 | 1,665,428 | 321,956 | 241,825 |
| NORWAY | --- | --- | 26,882 | 28,214 | URUGUAY | 74,756 | 23,761 | 11,194 | 3,615 |
| FINLAND | --- | --- | 939 | 19,033 | NORWAY | 63,623 | 38,314 | 8,292 | 5,307 |
| U KING | --- | --- | 223,285 | 284,969 | FINLAND | 0 | 109,656 | 0 | 15,135 |
| NETHLS | --- | --- | 407,599 | 371,829 | U KING | 149,574 | 330,967 | 19,265 | 48,910 |
| BELGIUM | --- | --- | 184,730 | 260,501 | NETHLS | 866,718 | 708,753 | 104,157 | 103,448 |
| FRANCE | --- | --- | 31,821 | 33,698 | BELGIUM | 21,462 | 114,704 | 2,446 | 18,680 |
| FR GERH | --- | --- | 319,912 | 182,079 | FRANCE | 172,494 | 133,402 | 21,747 | 19,711 |
| GERM DR | --- | --- | 78,732 | 135,054 | FR GERH | 194,979 | 71,140 | 23,977 | 9,496 |
| CZECHO | --- | --- | 34,190 | 81,773 | GERM DR | 220,146 | 78,459 | 27,236 | 11,344 |
| HUNGARY | --- | --- | 15,780 | 0 | CZECHO | 0 | 137,335 | 0 | 22,940 |
| SWITZLD | --- | --- | 25,588 | 21,512 | POLAND | 578,282 | 575,252 | 66,815 | 87,986 |
| POLAND | --- | --- | 301,052 | 275,745 | U.S.S.R | 3,413,912 | 3,840,692 | 412,945 | 538,599 |
| U.S.S.R | --- | --- | 1,524,710 | 1,673,089 | SPAIN | 95,294 | 112,274 | 12,833 | 15,564 |
| SPAIN | --- | --- | 215,418 | 225,789 | PORTUGL | 425,075 | 626,232 | 49,705 | 94,949 |
| PORTUGL | --- | --- | 242,120 | 284,777 | ITALY | 516,649 | 285,131 | 65,364 | 37,879 |
| ITALY | --- | --- | 331,586 | 229,308 | ROMANIA | 114,413 | 0 | 10,060 | 0 |
| YUGOSLV | --- | --- | 7,468 | 125,769 | SYRIA | 23,708 | 43,580 | 2,753 | 7,453 |
| GREECE | --- | --- | 105,600 | 132,586 | LEBANON | 81,786 | 82,204 | 10,141 | 12,371 |
| ROMANIA | --- | --- | 32,530 | 114,250 | IRAQ | 592,961 | 335,489 | 69,311 | 46,987 |
| BULGAR | --- | --- | 20,532 | 9,702 | IRAN | 1,129,951 | 816,035 | 139,210 | 116,699 |
| SYRIA | --- | --- | 10,635 | 33,191 | ISRAEL | 434,691 | 568,668 | 50,212 | 80,091 |
| LEBANON | --- | --- | 14,847 | 16,296 | JORDAN | 140,830 | 91,708 | 16,932 | 15,338 |
| IRAQ | --- | --- | 106,516 | 120,201 | S ARAB | 348,030 | 323,547 | 52,24 | 58,337 |
| IRAN | --- | --- | 306,916 | 294,400 | YEMEN A | 116,706 | 45,363 | 15,628 | 6,436 |
| ISRAEL | --- | --- | 151,592 | 182,926 | INDIA | 440,812 | 334,730 | 63,499 | 63,460 |
| JORDAN | --- | --- | 19,806 | 21,154 | PAKISTN | 1,063,600 | 794,762 | 130,801 | 109,431 |
| S ARAB | --- | --- | 177,830 | 189,999 | BNGLOSH | 455,215 | 529,938 | 54,759 | 82,215 |
| ARAB EM | --- | --- | 5,956 | 27,678 | SRI LKA | 221,423 | 195,110 | 30,048 | 27,199 |
| YEMEN A | --- | --- | 15,758 | 6,436 | THAILND | 68,429 | 80,338 | 9,665 | 13,476 |
| INDIA | --- | --- | 81,944 | 77,625 | MALAYSA | 51,896 | 43,731 | 6,797 | 6,567 |
| PAKISTN | --- | --- | 130,805 | 109,499 | SINGAPR | 55,456 | 84,503 | 6,925 | 10,013 |
| BNGLOSH | --- | --- | 67,928 | 84,503 | INDNSIA | 541,559 | 581,716 | 71,178 | 89,566 |
| SRI LKA | --- | --- | 33,008 | 29,340 | PHIL P | 657,777 | 827,765 | 82,382 | 123,026 |
| THAILND | --- | --- | 9,875 | 14,277 | CHINA M | 913,780 | 2,454,168 | 117,884 | 323,955 |
| SINGAPR | --- | --- | 7,598 | 13,389 | KOR REP | 1,629,262 | 1,678,726 | 199,550 | 246,899 |
| INDNSIA | --- | --- | 216,612 | 155,495 | HG KONG | 100,504 | 93,557 | 13,176 | 14,450 |
| PHIL R | --- | --- | 97,036 | 135,205 | TAIWAN | 626,264 | 680,359 | 77,273 | 99,577 |
| CHINA M | --- | --- | 117,884 | 615,543 | JAPAN | 3,175,745 | 3,337,138 | 398,180 | 504,794 |
| KOR REP | --- | --- | 400,047 | 563,778 | MOROC | 903,654 | 186,607 | 102,713 | 31,007 |
| HG KONG | --- | --- | 13,732 | 15,532 | ALGERIA | 691,954 | 387,384 | 88,113 | 56,201 |
| TAIWAN | --- | --- | 254,527 | 370,581 | TUNISIA | 188,972 | 208,294 | 24,128 | 32,687 |
| JAPAN | --- | --- | 1,554,536 | 1,744,556 | LIBYA | 38,502 | 0 | 4,761 | 0 |
| MOROC | --- | --- | 112,051 | 44,111 | EGYPT | 1,790,069 | 1,614,855 | 213,969 | 239,563 |
| ALGERIA | --- | --- | 106,745 | 70,837 | SUDAN | 244,626 | 272,621 | 29,975 | 42,212 |
| TUNISIA | --- | --- | 36,577 | 45,380 | SIER LN | 27,636 | 33,659 | 3,218 | 5,178 |
| EGYPT | --- | --- | 293,846 | 317,978 | IVY CST | 56 | 38,440 | 6 | 6,268 |
| SUDAN | --- | --- | 30,068 | 42,389 | GHANA | 20,123 | 36,464 | 2,290 | 5,095 |
| CNRY I | --- | --- | 12,806 | 13,771 | WIGFRIA | 827,625 | 913,836 | 100,052 | 132,596 |
| SENEGAL | --- | --- | 23,880 | 4,242 | ANGOLA | 52,099 | 0 | 5,279 | 0 |
| IVY CST | --- | --- | 13,516 | 21,516 | ZAIRE | 98,409 | 148,654 | 14,643 | 24,558 |
| NIGERIA | --- | --- | 215,364 | 200,735 | ETHICP | 5,293 | 58,387 | 804 | 8,111 |
| LIBERIA | --- | --- | 13,981 | 15,730 | KENYA | 84,595 | 1,617 | 9,939 | 309 |
| ZAIRE | --- | --- | 19,433 | 33,381 | T UNKNOWM | 1,745,554 | 1,477,087 | 208,059 | 213,713 |
| ETHIOP | --- | --- | 2,174 | 14,461 | OTHERS | 359,991 | 333,354 | 47,742 | 54,490 |
| REP SAF | --- | --- | 29,401 | 47,024 | | | | | |
| T UNKNOWM | --- | --- | 471,123 | 597,113 | | | | | |
| OTHERS | --- | --- | 208,400 | 213,647 | | | | | |
| | | | | | TOTAL | 33,208,069 | 32,537,822 | 4,071,857 | 4,775,303 |
| | | | | | MEXICO | 318,794 | 1,201,620 | 36,165 | 181,732 |
| | | | | | GUATHAL | 83,491 | 80,538 | 10,812 | 12,366 |
| | | | | | SALVADR | 131,180 | 196,808 | 17,076 | 18,146 |
| | | | | | HONDURA | 64,487 | 64,883 | 8,396 | 9,739 |
| | | | | | NICARAG | 56,647 | 31,065 | 7,842 | 4,947 |
| | | | | | C RICA | 94,045 | 98,454 | 13,101 | 18,047 |
| | | | | | PANAMA | 61,379 | 61,011 | 8,208 | 9,947 |
| | | | | | JAMAICA | 79,706 | 38,857 | 10,602 | 6,642 |
| | | | | | DOM REP | 156,066 | 132,385 | 24,173 | 19,248 |
| | | | | | TRINID | 38,607 | 20,756 | 6,515 | 3,759 |
| | | | | | COLOMB | 511,251 | 426,142 | 56,045 | 58,683 |
| | | | | | VEVEZ | 722,212 | 746,841 | 91,566 | 116,200 |
| | | | | | GUYANA | 53,339 | 49,394 | 6,376 | 7,257 |
| | | | | | ECUADOR | 254,515 | 259,207 | 27,170 | 37,218 |
| | | | | | PERU | 402,719 | 351,242 | 47,259 | 57,722 |
| | | | | | POLIVIA | 128,420 | 119,423 | 16,697 | 16,740 |
| | | | | | CHILE | 883,926 | 549,071 | 109,944 | 86,783 |
| | | | | | BRAZIL | 2,693,617 | 1,665,391 | 321,886 | 241,820 |
| | | | | | URUGUAY | 74,756 | 23,761 | 11,194 | 3,615 |
| | | | | | NORWAY | 63,623 | 38,314 | 8,292 | 5,307 |
| | | | | | FINLAND | 0 | 109,656 | 0 | 15,135 |

T--TRANSSHIPMENTS THROUGH CANADA.

TABLE 40 --U.S. AGRICULTURAL EXPORTS: QUANTITY AND VALUE, COMMODITY GROUP BY COUNTRY
FISCAL YEARS 1978 AND 1979--CONTINUED

| COMM GP COUNTRY | QUANTITY | | VALUE | | COMM GP COUNTRY | QUANTITY | | VALUE | |
|--------------------|-----------|-----------|------------|------------|------------------------------|-----------|-----------|------------|------------|
| | 1978 | 1979 | 1,000 DOL. | 1,000 DOL. | | 1978 | 1979 | 1,000 DOL. | 1,000 DOL. |
| U KING | 140,570 | 330,882 | 19,249 | 48,847 | CZECH | 0 | 137,335 | 0 | 22,940 |
| NETHLOS | 866,718 | 708,752 | 104,157 | 103,446 | SWITZLD | 31,724 | 6,690 | 3,910 | 902 |
| BELGIUM | 21,462 | 114,704 | 2,446 | 18,600 | POLAND | 576,282 | 575,252 | 66,815 | 87,906 |
| FRANCE | 172,494 | 133,402 | 21,747 | 19,711 | U.S.S.R | 3,413,912 | 3,840,692 | 412,945 | 538,599 |
| FR GERM | 194,976 | 71,092 | 23,971 | 9,480 | SPAIN | 95,294 | 112,274 | 12,833 | 15,564 |
| GERM DR | 220,146 | 78,459 | 27,236 | 11,344 | PORTUGL | 425,075 | 626,232 | 49,703 | 94,936 |
| CZECHO | 0 | 137,335 | 0 | 22,940 | ITALY | 515,734 | 285,131 | 3,956 | 2,995 |
| POLAND | 576,282 | 575,252 | 66,815 | 87,906 | ROMANIA | 114,413 | 0 | 10,060 | 0 |
| U.S.S.R | 3,413,912 | 3,840,692 | 412,945 | 538,599 | SYRIA | 7,670 | 35,223 | 707 | 5,870 |
| SPAIN | 95,294 | 112,274 | 12,833 | 15,564 | LEBANON | 80,148 | 72,047 | 9,858 | 10,434 |
| PORTUGL | 425,075 | 626,232 | 49,703 | 94,949 | IRAQ | 592,957 | 335,489 | 69,310 | 46,587 |
| ITALY | 515,734 | 285,131 | 65,222 | 37,879 | IRAN | 1,129,888 | 816,032 | 139,157 | 116,698 |
| ROMANIA | 114,413 | 0 | 10,060 | 0 | ISRAEL | 424,956 | 560,677 | 48,978 | 78,861 |
| SYRIA | 27,708 | 43,560 | 2,753 | 7,453 | JORDAN | 135,048 | 87,164 | 16,189 | 14,625 |
| LEBANON | 81,697 | 72,535 | 10,135 | 10,559 | S ARAB | 91,948 | 141,428 | 10,988 | 22,346 |
| IRAQ | 592,950 | 335,489 | 69,311 | 46,587 | YEMEN A | 116,706 | 45,363 | 15,628 | 6,436 |
| IRAN | 1,129,888 | 816,032 | 139,157 | 116,696 | INDIA | 111,604 | 454 | 11,876 | 91 |
| ISRAEL | 434,062 | 568,382 | 50,108 | 87,906 | PAKISTN | 1,063,597 | 794,756 | 130,799 | 109,427 |
| JORDAN | 140,590 | 91,530 | 16,884 | 15,292 | ENGLDSH | 455,210 | 529,933 | 54,758 | 82,214 |
| S ARAB | 347,697 | 323,172 | 51,861 | 58,160 | SRT LKA | 0 | 38,252 | 0 | 4,926 |
| YEMEN A | 116,706 | 45,363 | 15,628 | 6,436 | THAILND | 67,114 | 79,575 | 5,327 | 13,243 |
| INDIA | 119,086 | 10,411 | 12,946 | 1,469 | MALAYSA | 51,872 | 43,698 | 6,790 | 6,563 |
| PAKISTN | 1,063,597 | 794,756 | 130,799 | 109,427 | SINGAPR | 55,351 | 84,473 | 6,893 | 9,996 |
| ENGLDSH | 455,210 | 529,933 | 54,758 | 82,215 | INDONESIA | 499,554 | 542,939 | 64,630 | 81,753 |
| SRT LKA | 0 | 38,252 | 0 | 1,469 | PHIL R | 633,409 | 797,794 | 78,464 | 117,655 |
| THAILND | 67,114 | 79,575 | 5,327 | 13,243 | CHINA M | 913,780 | 2,453,168 | 117,884 | 323,955 |
| MALAYSA | 51,872 | 43,698 | 6,790 | 6,563 | KOR REP | 1,629,061 | 1,678,634 | 199,418 | 246,874 |
| SINGAPR | 55,351 | 84,473 | 6,893 | 9,996 | HG KONG | 99,419 | 92,672 | 13,039 | 13,887 |
| INDONESIA | 499,554 | 542,939 | 64,630 | 81,753 | TAIWAN | 626,214 | 680,355 | 77,256 | 99,575 |
| PHIL R | 633,409 | 797,794 | 78,464 | 117,655 | JAPAN | 3,174,684 | 3,336,617 | 398,625 | 504,656 |
| CHINA M | 913,780 | 2,453,168 | 117,884 | 323,955 | MOROCCO | 865,374 | 167,711 | 96,635 | 27,463 |
| KOR REP | 1,629,061 | 1,678,634 | 199,418 | 246,874 | ALGERIA | 682,153 | 387,384 | 87,017 | 56,201 |
| HG KONG | 99,419 | 92,672 | 13,039 | 13,887 | TUNISIA | 178,177 | 199,130 | 22,750 | 31,376 |
| TAIWAN | 626,214 | 680,355 | 77,256 | 99,575 | MOROCCO | 38,502 | 0 | 4,761 | 0 |
| JAPAN | 3,174,684 | 3,336,617 | 398,625 | 504,656 | EGYPT | 1,274,476 | 1,081,451 | 148,343 | 151,957 |
| MOROCCO | 865,374 | 167,711 | 96,635 | 27,463 | NIGERIA | 208,583 | 229,517 | 25,069 | 35,939 |
| ALGERIA | 682,153 | 387,384 | 87,017 | 56,201 | SUDAN | 26,499 | 32,354 | 3,057 | 4,956 |
| TUNISIA | 178,177 | 199,130 | 22,750 | 31,376 | IVY CST | 0 | 38,440 | 0 | 6,268 |
| MOROCCO | 38,502 | 0 | 4,761 | 0 | NIGERIA | 760,426 | 904,912 | 90,017 | 131,054 |
| EGYPT | 1,274,476 | 1,081,451 | 148,343 | 151,957 | ANGOLA | 52,099 | 0 | 5,279 | 0 |
| NIGERIA | 760,426 | 904,912 | 90,017 | 131,054 | ZAIRE | 98,397 | 140,484 | 14,640 | 22,822 |
| ANGOLA | 52,099 | 0 | 5,279 | 0 | ETHIOP | 5,000 | 58,387 | 747 | 8,111 |
| ZAIRE | 98,397 | 140,484 | 14,640 | 22,822 | KENYA | 83,462 | 0 | 9,824 | 0 |
| ETHIOP | 5,000 | 58,387 | 747 | 8,111 | UNKOWN | 1,745,554 | 1,477,087 | 208,059 | 213,713 |
| KENYA | 83,462 | 0 | 9,824 | 0 | OTHERS | 275,383 | 252,117 | 34,322 | 39,214 |
| UNKOWN | 1,745,554 | 1,477,087 | 208,059 | 213,713 | WHEAT FLOUR-GRAIN EQUIVALENT | MT | MT | MT | MT |
| OTHERS | 394,438 | 379,917 | 51,389 | 59,220 | CANADA | 1,395,515 | 1,197,687 | 195,367 | 198,440 |
| | | | | | GUATMAL | 5,117 | 4,250 | 533 | 476 |
| | | | | | BELIZF | 1,998 | 3,431 | 306 | 566 |
| | | | | | SALVAPR | 538 | 2,200 | 59 | 338 |
| | | | | | BAHAMAS | 1,775 | 1,241 | 242 | 184 |
| | | | | | JAMAICA | 4,366 | 3,430 | 778 | 685 |
| | | | | | HAITI | 58,432 | 32,216 | 8,008 | 5,599 |
| | | | | | DOM RFP | 7,287 | 13,916 | 1,276 | 1,890 |
| | | | | | LU WW I | 1,863 | 2,373 | 357 | 474 |
| | | | | | BARBADO | 3,359 | 1,818 | 791 | 419 |
| | | | | | N ANTL | 3,436 | 2,256 | 646 | 496 |
| | | | | | COLOMB | 1,526 | 1,629 | 213 | 176 |
| | | | | | GUYANA | 3,643 | 2,587 | 529 | 410 |
| | | | | | SURINAM | 5,199 | 3,65 | 650 | 79 |
| | | | | | ECUADOR | 4,545 | 3,474 | 764 | 673 |
| | | | | | PERU | 2,880 | 3,430 | 378 | 530 |
| | | | | | BOLIVIA | 4,911 | 12,792 | 740 | 1,890 |
| | | | | | CHILE | 6,474 | 6,775 | 875 | 1,017 |
| | | | | | BRAZIL | 11,298 | 11,616 | 1,664 | 1,821 |
| | | | | | ICELAND | 732 | 2,301 | 109 | 338 |
| | | | | | U KING | 4,020 | 4,191 | 826 | 953 |
| | | | | | NETHLOS | 959 | 530 | 243 | 78 |
| | | | | | CYPRUS | 2,142 | 1,877 | 335 | 347 |
| | | | | | SYRIA | 4,097 | 4,893 | 488 | 720 |
| | | | | | LEBANON | 16,038 | 8,357 | 2,045 | 1,583 |
| | | | | | ISRAEL | 1,549 | 488 | 277 | 125 |
| | | | | | JORDAN | 9,106 | 7,705 | 1,131 | 1,164 |
| | | | | | GAZA ST | 5,542 | 4,366 | 695 | 667 |
| | | | | | S ARAB | 1,630 | 372 | 292 | 79 |
| | | | | | ARAB EM | 255,749 | 181,744 | 40,874 | 35,814 |
| | | | | | | 5,977 | 6,321 | 894 | 1,003 |

T--TRANSHIPMENTS THROUGH CANADA.

TABLE 10.---U.S. AGRICULTURAL EXPORTS: QUANTITY AND VALUE, COMMODITY GROUP BY COUNTRY
FISCAL YEARS 1978 AND 1979--CONTINUED

| COMM GP COUNTRY | QUANTITY | | VALUE | | COMM GP COUNTRY | QUANTITY | | VALUE | |
|--------------------|-----------|-----------|--------------------|--------------------|--------------------|-----------|-----------|--------------------|--------------------|
| | 1978 | 1979 | 1978 1,000 DOL. | 1979 1,000 DOL. | | 1978 | 1979 | 1978 1,000 DOL. | 1979 1,000 DOL. |
| C RICA | 0,151 | 27,073 | 1,015 | 3,249 | INDNSTA | 2,998 | 6,085 | 868 | 1,948 |
| JAMAICA | 0,207 | 7,183 | 889 | 778 | PHIL P | 26,365 | 25,667 | 10,519 | 8,436 |
| COLOMB | 5,501 | 119,927 | 457 | 13,486 | SO ASIA | 286 | 318 | 79 | 95 |
| VENEZ | 280,870 | 376,363 | 32,405 | 46,320 | AUSTRAL | 371 | 353 | 125 | 205 |
| ECUADOR | 6,473 | 0 | 772 | 0 | MOROC | 4,044 | 3,134 | 1,165 | 966 |
| PERU | 0 | 26,247 | 0 | 3,248 | TUNISIA | 421 | 928 | 155 | 330 |
| BRAZIL | 30,106 | 994 | 5,216 | 78 | EGYPT | 15,430 | 17,588 | 4,305 | 5,539 |
| NORWAY | 125,704 | 141,480 | 12,053 | 14,985 | CANROON | 525 | 0 | 160 | 0 |
| NETHLS | 5,710 | 37,716 | 653 | 4,021 | SENEGAL | 5,674 | 8,891 | 2,360 | 2,954 |
| BELGIUM | 87,052 | 0 | 7,916 | 0 | MALI | 0 | 1,095 | 0 | 342 |
| GERM DR | 0 | 118,218 | 0 | 14,493 | SIER LN | 598 | 1,504 | 224 | 489 |
| POLAND | 383,306 | 136,917 | 38,529 | 14,562 | GHANA | 2,925 | 4,108 | 828 | 1,323 |
| SPAIN | 257,797 | 99,723 | 23,347 | 11,453 | GAMBAI | 373 | 732 | 105 | 223 |
| PORTUGL | 257,359 | 50,280 | 23,016 | 4,971 | TOGO | 587 | 1,782 | 163 | 581 |
| YUGOSLV | 0 | 142,226 | 0 | 14,138 | RENIN | 368 | 330 | 136 | 108 |
| ROMANIA | 122,766 | 0 | 12,025 | 0 | ANGOLA | 1,000 | 624 | 489 | 194 |
| CYPRUS | 30,918 | 15,542 | 3,497 | 2,203 | BURUNDI | 1,438 | 794 | 408 | 256 |
| IRAN | 24,908 | 31,937 | 2,793 | 3,103 | RWANDA | 1,270 | 44 | 345 | 13 |
| ISRAEL | 537,939 | 689,409 | 57,882 | 70,357 | SOMALIA | 660 | 1,121 | 231 | 422 |
| BNGLDSDH | 10,008 | 9,999 | 1,059 | 1,021 | ETHIOP | 3,037 | 6,495 | 1,245 | 2,227 |
| KOR REP | 0 | 41,498 | 0 | 4,281 | KENYA | 1,109 | 1,524 | 401 | 508 |
| TAIWAN | 61,948 | 19,999 | 5,962 | 1,998 | TNZNIA | 2,852 | 1,599 | 1,260 | 514 |
| JAPAN | 2,430,116 | 1,979,349 | 234,672 | 200,568 | MAURIT | 0 | 415 | 0 | 137 |
| MAURITN | 15,050 | 0 | 1,424 | 0 | MOZAMBO | 1,434 | 537 | 673 | 172 |
| SENEGAL | 60,555 | 1,171 | 5,565 | 136 | MALAGAS | 1,009 | 2,322 | 442 | 747 |
| IVY CST | 3,193 | 7,803 | 306 | 965 | REP SAF | 2,314 | 1,205 | 887 | 400 |
| NIGER | 11,539 | 0 | 1,206 | 0 | GOTSWAN | 3,890 | 5,120 | 1,448 | 1,709 |
| U VOLTA | 2,793 | 6,662 | 287 | 820 | SWAZLND | 299 | 245 | 90 | 70 |
| OTHERS | 27,736 | 21,981 | 2,655 | 2,273 | MALAWI | 258 | 154 | 65 | 45 |
| | | | | | LESOTHO | 1,574 | 821 | 532 | 247 |
| | | | | | OTHERS | 948 | 1,453 | 563 | 619 |
| | | | MT | | | | | | |
| TOTAL | 219,779 | 53,293 | 21,707 | 6,526 | | | | | |
| MEXICO | 4,270 | 2,290 | 180 | 67 | TOTAL | | | 976,477 | 1,042,445 |
| PANAMA | 442 | 229 | 78 | 43 | CANADA | | | 341,143 | 350,813 |
| JAMAICA | 1,087 | 814 | 206 | 184 | MEXICO | | | 8,785 | 8,343 |
| DOM REP | 765 | 344 | 155 | 81 | PANAMA | | | 4,320 | 4,926 |
| VENEZ | 7,187 | 3,478 | 431 | 424 | BERMUDA | | | 2,593 | 4,138 |
| ECUADOR | 0 | 2,925 | 6 | 273 | BAHAMAS | | | 3,349 | 3,329 |
| PERU | 23 | 1,300 | 0 | 412 | DOM REP | | | 3,045 | 3,352 |
| BOLIVIA | 0 | 94 | 0 | 30 | N ANTIL | | | 4,647 | 5,869 |
| CHILE | 49 | 2,111 | 13 | 629 | COLOMB | | | 2,944 | 4,015 |
| BRAZIL | 0 | 232 | 0 | 73 | VENEZ | | | 15,620 | 14,409 |
| NETHLS | 24,997 | 10,500 | 2,256 | 982 | BRAZIL | | | 2,990 | 2,208 |
| BELGIUM | 7,915 | 0 | 671 | 0 | SWEDEN | | | 27,632 | 27,435 |
| FR GERM | 11,089 | 0 | 11,755 | 0 | NORWAY | | | 11,947 | 11,975 |
| GERM DR | 6,096 | 0 | 517 | 0 | FINLAND | | | 10,896 | 9,523 |
| HUNGARY | 11,336 | 0 | 1,121 | 0 | DENMARK | | | 10,181 | 10,945 |
| SWITZLD | 4,935 | 0 | 429 | 0 | U KING | | | 24,507 | 22,251 |
| JAPAN | 24,606 | 11,164 | 2,942 | 1,645 | NETHLS | | | 37,164 | 37,235 |
| TUNISIA | 2,105 | 0 | 222 | 0 | BELGIUM | | | 14,328 | 10,905 |
| 1 UNKNOWN | 7,833 | 17,544 | 706 | 1,655 | FRANCE | | | 36,354 | 30,723 |
| OTHERS | 44 | 168 | 14 | 28 | FR GERM | | | 40,759 | 35,940 |
| | | | | | SWITZLD | | | 9,047 | 11,945 |
| | | | MT | | POLAND | | | 6,402 | 7,402 |
| TOTAL | 169,607 | 192,224 | 51,428 | 62,968 | U.S.S.R | | | 4,787 | 2,799 |
| CANADA | 709 | 855 | 208 | 241 | ITALY | | | 8,904 | 10,272 |
| GUATMAL | 3,138 | 3,732 | 1,077 | 1,140 | S ARAB | | | 18,622 | 18,963 |
| SALVADR | 1,849 | 1,448 | 449 | 392 | ARAB FM | | | 1,619 | 4,065 |
| HONDURA | 1,095 | 1,987 | 932 | 626 | MALAYSA | | | 4,231 | 4,828 |
| NICARAG | 0 | 1,504 | 0 | 510 | SINGAPR | | | 15,832 | 16,205 |
| C RICA | 883 | 10 | 315 | 7 | INDNSTA | | | 5,910 | 4,735 |
| PANAMA | 790 | 839 | 354 | 276 | HG KONG | | | 66,414 | 74,529 |
| JAMAICA | 543 | 564 | 170 | 191 | TAIWAN | | | 5,325 | 8,722 |
| HAIITI | 4,309 | 3,021 | 1,441 | 969 | JAPAN | | | 176,226 | 224,655 |
| DOM REP | 7,964 | 11,064 | 2,947 | 3,756 | AUSTRAL | | | 2,929 | 3,174 |
| ECUADOR | 2,452 | 1,424 | 773 | 458 | N ZEAL | | | 6,787 | 7,463 |
| PERU | 2,507 | 5,390 | 918 | 1,832 | OTHERS | | | 40,238 | 44,380 |
| BOLIVIA | 7,388 | 5,192 | 766 | 1,785 | | | | | |
| CHILE | 7,723 | 7,388 | 1,040 | 2,451 | | | | | |
| SWEDEN | 84 | 0 | 65 | 0 | | | | | |
| NETHLS | 89 | 403 | 21 | 127 | TOTAL | 1,320,263 | 1,284,310 | 530,692 | 610,989 |
| FR GERM | 20 | 138 | 50 | 64 | CANADA | 522,616 | 509,756 | 203,887 | 209,428 |
| SWITZLD | 171 | 0 | 91 | 0 | MEXICO | 15,825 | 13,515 | 6,914 | 6,332 |
| ISRAEL | 2,656 | 2,079 | 804 | 648 | BERMUDA | 1,729 | 2,428 | 990 | 2,171 |
| S ARAB | 6 | 223 | 45 | 234 | N ANTIL | 2,582 | 2,866 | 1,631 | 1,986 |
| ARAB EM | 545 | 0 | 174 | 0 | COLOM | 4,424 | 5,461 | 1,819 | 2,486 |
| INDIA | 40,432 | 42,323 | 16,196 | 13,284 | VENEZ | 10,464 | 7,545 | 6,325 | 5,000 |
| NEPAL | 1,464 | 59 | 414 | 19 | BRAZIL | 5,098 | 3,131 | 2,302 | 1,388 |
| SRI LKA | 7,933 | 5,606 | 1,987 | 2,139 | SWEDEN | 20,393 | 18,568 | 7,612 | 8,473 |

T-TRANSHIPMENTS THROUGH CANADA.

TABLE 10 -- U.S. AGRICULTURAL EXPORTS: QUANTITY AND VALUE, COMMODITY GROUP BY COUNTRY
FISCAL YEARS 1978 AND 1979--CONTINUED

| COMMODITY GROUP COUNTRY | QUANTITY | | VALUE | | COMMODITY GROUP COUNTRY | QUANTITY | | VALUE | |
|--------------------------------|----------|---------|--------------------|--------------------|-------------------------------|----------|--------|--------------------|--------------------|
| | 1978 | 1979 | 1978 1,000 DOL. | 1979 1,000 DOL. | | 1978 | 1979 | 1978 1,000 DOL. | 1979 1,000 DOL. |
| VENEZ | 869 | 978 | 618 | 721 | U KING | 55,324 | 40,576 | 28,381 | 17,673 |
| SWEDEN | 550 | 1,565 | 427 | 1,200 | IRELAND | 1,322 | 993 | 718 | 496 |
| NORWAY | 25 | 246 | 16 | 275 | NETHLOS | 23,984 | 13,929 | 5,273 | 3,707 |
| DENMARK | 278 | 208 | 155 | 161 | BELGIUM | 3,157 | 6,604 | 1,426 | 2,638 |
| U KING | 1,866 | 4,405 | 1,326 | 2,863 | FRANCE | 5,986 | 12,232 | 2,967 | 4,388 |
| NETHLOS | 46 | 846 | 29 | 409 | FR GERM | 4,287 | 3,171 | 2,808 | 1,516 |
| BELGIUM | 311 | 42 | 140 | 25 | SWITZLD | 943 | 4,231 | 542 | 1,553 |
| FR GERM | 451 | 273 | 218 | 185 | SPAIN | 2,610 | 2,959 | 1,527 | 1,472 |
| KUWAIT | 164 | 287 | 171 | 336 | ITALY | 7,233 | 5,984 | 3,914 | 2,799 |
| S ARAB | 1,029 | 1,054 | 1,049 | 1,353 | YUGOSLV | 16 | 3,870 | 23 | 2,174 |
| ARAB EM | 252 | 234 | 347 | 283 | GREECE | 413 | 1,774 | 231 | 912 |
| BAHRAIN | 195 | 175 | 183 | 178 | BULGAR | 0 | 3,310 | 0 | 1,034 |
| SINGAPR | 825 | 759 | 649 | 603 | IRAN | 6,724 | 5,723 | 3,213 | 2,997 |
| KOR REP | 1,114 | 60 | 168 | 58 | ISRAEL | 391 | 790 | 229 | 333 |
| HG KONG | 2,765 | 3,943 | 1,810 | 2,476 | KUWAIT | 519 | 1,110 | 424 | 715 |
| JAPAN | 38,112 | 51,221 | 20,849 | 29,238 | S ARAB | 478 | 684 | 305 | 427 |
| AUSTRAL | 1,480 | 2,218 | 1,066 | 1,718 | PHIL R | 1,540 | 1,303 | 834 | 687 |
| CNRY I | 1,104 | 0 | 160 | 0 | TAIWAN | 1,993 | 3,318 | 397 | 744 |
| OTHERS | 1,243 | 1,465 | 1,117 | 1,334 | JAPAN | 14,212 | 13,123 | 4,550 | 4,731 |
| | | | | | AUSTRAL | 2,179 | 1,762 | 1,344 | 1,008 |
| | | | | | ALGERTIA | 19,206 | 12,028 | 10,874 | 6,639 |
| | | | | | TUNISIA | 993 | 0 | 350 | 0 |
| | | | | | ANGOLA | 0 | 24,118 | 0 | 14,011 |
| | | | | | REP SAF | 854 | 78 | 354 | 32 |
| | | | | | OTHERS | 4,767 | 7,235 | 2,562 | 3,333 |
| PULSES | | | | | DRIED PEAS-EXCEPT SEED | | | | |
| TOTAL | 257,128 | 358,493 | 114,875 | 154,890 | TOTAL | 39,906 | 90,535 | 16,685 | 30,191 |
| CANADA | 10,436 | 15,196 | 8,405 | 7,227 | CANADA | 1,286 | 1,258 | 472 | 496 |
| MEXICO | 8,385 | 15,666 | 2,795 | 4,594 | MEXICO | 107 | 181 | 65 | 58 |
| PANAMA | 2,558 | 4,153 | 1,464 | 2,483 | PANAMA | 552 | 410 | 328 | 236 |
| DOM REP | 7,018 | 2,485 | 1,369 | 1,130 | DOM REP | 54 | 140 | 59 | 74 |
| TRINID | 1,067 | 1,320 | 670 | 848 | BARBADO | 232 | 354 | 155 | 186 |
| F W IND | 1,613 | 1,522 | 1,101 | 920 | TRINIC | 316 | 448 | 186 | 283 |
| COLOMB | 2,980 | 14,948 | 1,043 | 4,311 | N ANTIL | 91 | 114 | 64 | 76 |
| VENEZ | 12,280 | 26,783 | 5,579 | 12,164 | COLOMB | 2,153 | 10,236 | 648 | 2,753 |
| SURINAM | 543 | 1,075 | 445 | 524 | VENEZ | 5,676 | 8,788 | 2,305 | 2,965 |
| ECUADOR | 1,547 | 956 | 1,140 | 612 | GUYANA | 64 | 34 | 51 | 22 |
| BRAZIL | 604 | 11,210 | 133 | 3,484 | SURINAM | 304 | 849 | 217 | 371 |
| ARGENT | 4 | 1,815 | 5 | 544 | BRAZIL | 216 | 8,526 | 67 | 2,557 |
| SWEDEN | 1,102 | 372 | 663 | 238 | ARGENT | 0 | 1,783 | 0 | 510 |
| U KING | 59,466 | 52,470 | 29,626 | 21,256 | ICELAND | 202 | 439 | 121 | 137 |
| IRELAND | 1,515 | 2,174 | 780 | 1,278 | SWEDEN | 553 | 12 | 271 | 6 |
| NETHLOS | 24,870 | 19,306 | 5,726 | 5,691 | NORWAY | 299 | 567 | 122 | 177 |
| BELGIUM | 7,392 | 6,955 | 1,591 | 2,840 | DENMARK | 150 | 212 | 59 | 58 |
| FRANCE | 6,632 | 14,159 | 3,313 | 5,309 | U KING | 3,109 | 11,547 | 1,225 | 3,366 |
| FR GERM | 5,426 | 7,370 | 2,537 | 3,588 | IRELAND | 193 | 1,181 | 61 | 782 |
| SWITZLD | 1,346 | 4,635 | 829 | 1,781 | NETHLOS | 198 | 4,398 | 81 | 1,319 |
| SPAIN | 4,902 | 7,566 | 2,796 | 3,720 | BELGIUM | 182 | 68 | 128 | 40 |
| ITALY | 11,631 | 9,994 | 6,093 | 4,722 | FRANCE | 386 | 1,374 | 220 | 591 |
| YUGOSLV | 66 | 3,920 | 81 | 2,203 | FR GERM | 362 | 687 | 181 | 229 |
| GREECE | 1,245 | 8,923 | 630 | 9,255 | SWITZLD | 246 | 1 | 192 | 1 |
| BULGAR | 0 | 3,310 | 0 | 1,034 | SPAIN | 1,074 | 1,527 | 435 | 573 |
| IRAN | 10,132 | 10,039 | 4,835 | 4,431 | PORTUGL | 169 | 83 | 94 | 52 |
| ISRAEL | 586 | 1,517 | 321 | 576 | ITALY | 1,574 | 1,629 | 654 | 609 |
| KUWAIT | 943 | 1,591 | 731 | 958 | GREECE | 832 | 1,801 | 399 | 949 |
| S ARAB | 845 | 1,305 | 555 | 816 | CYPRUS | 277 | 183 | 140 | 86 |
| ARAB EM | 438 | 1,159 | 236 | 610 | IRAQ | 60 | 33 | 77 | 49 |
| INDIA | 1,191 | 2,326 | 354 | 723 | ISRAEL | 195 | 705 | 92 | 225 |
| SINGAPR | 1,062 | 1,233 | 453 | 913 | KUWAIT | 280 | 305 | 178 | 117 |
| PHIL R | 7,255 | 2,084 | 1,194 | 543 | S ARAB | 339 | 491 | 220 | 263 |
| HG KONG | 1,190 | 1,107 | 510 | 3,451 | FR GERM | 251 | 556 | 116 | 377 |
| TAIWAN | 6,259 | 13,851 | 1,676 | 7,749 | SWITZLD | 157 | 125 | 108 | 75 |
| JAPAN | 17,963 | 21,121 | 5,964 | 1,563 | INDIA | 1,138 | 2,219 | 342 | 583 |
| AUSTRAL | 2,947 | 2,460 | 1,904 | 338 | MALAYSA | 650 | 699 | 237 | 200 |
| FR F IS | 487 | 442 | 407 | 0 | SINGAPR | 966 | 990 | 395 | 303 |
| ALGERIA | 20,197 | 25,782 | 11,862 | 15,536 | PHIL R | 706 | 781 | 330 | 226 |
| TUNISIA | 993 | 0 | 350 | 0 | HG KONG | 906 | 905 | 380 | 430 |
| ANGOLA | 0 | 24,118 | 0 | 14,011 | TAIWAN | 4,069 | 10,533 | 1,211 | 2,704 |
| REP SAF | 866 | 87 | 368 | 44 | JAPAN | 3,737 | 7,960 | 1,325 | 2,996 |
| OTHERS | 2,286 | 9,978 | 4,341 | 4,427 | AUSTRAL | 348 | 216 | 226 | 155 |
| | | | | | ALGERIA | 294 | 0 | 221 | 0 |
| | | | | | NIERIA | 599 | 56 | 289 | 27 |
| | | | | | OTHERS | 547 | 820 | 336 | 466 |
| | | | | | | | | | |
| DRIED BEANS-EXCEPT SEED | | | | | OTHERS | | | | |
| TOTAL | 190,405 | 228,373 | 89,945 | 99,488 | U KING | 55,324 | 40,576 | 28,381 | 17,673 |
| CANADA | 16,579 | 11,665 | 7,343 | 4,600 | IRELAND | 1,322 | 993 | 718 | 496 |
| MEXICO | 9,224 | 15,448 | 2,687 | 4,512 | NETHLOS | 23,984 | 13,929 | 5,273 | 3,707 |
| PANAMA | 1,772 | 3,321 | 978 | 1,997 | BELGIUM | 3,157 | 6,604 | 1,426 | 2,638 |
| JAMAICA | 592 | 68 | 309 | 36 | FRANCE | 5,986 | 12,232 | 2,967 | 4,388 |
| DOM REP | 2,951 | 2,299 | 1,295 | 1,041 | FR GERM | 4,287 | 3,171 | 2,808 | 1,516 |
| TRINID | 640 | 580 | 402 | 381 | SWITZLD | 943 | 4,231 | 542 | 1,553 |
| F W IND | 1,595 | 1,518 | 1,090 | 914 | SPAIN | 2,610 | 2,959 | 1,527 | 1,472 |
| COLOMB | 52 | 4,033 | 17 | 1,201 | ITALY | 7,233 | 5,984 | 3,914 | 2,799 |
| VENEZ | 5,945 | 16,281 | 2,923 | 8,085 | YUGOSLV | 16 | 3,870 | 23 | 2,174 |
| BRAZIL | 388 | 2,022 | 66 | 580 | GREECE | 413 | 1,774 | 231 | 912 |
| SWEDEN | 521 | 213 | 369 | 122 | BULGAR | 0 | 3,310 | 0 | 1,034 |

TABLE 10.--U.S. AGRICULTURAL EXPORTS: QUANTITY AND VALUE, COMMODITY GROUP BY COUNTRY
FISCAL YEARS 1978 AND 1979--CONTINUED

| COMM GP COUNTRY | QUANTITY | | VALUE | | COMM GP COUNTRY | QUANTITY | | VALUE | |
|--------------------------|----------|---------|------------|------------|-------------------------------------|----------|------------|------------|---------|
| | 1978 | 1979 | 1978 | 1979 | | 1978 | 1979 | 1978 | 1979 |
| | | | 1,000 DOL. | 1,000 DOL. | | | 1,000 DOL. | 1,000 DOL. | |
| DRIED LENTILS | | | | | EGYPT | | | | |
| TOTAL | 17,217 | 39,585 | 8,245 | 25,211 | 387 | 194 | 324 | 246 | |
| CANADA | 531 | 2,273 | 590 | 2,131 | 366 | 294 | 466 | 271 | |
| MEXICO | 54 | 37 | 43 | 24 | 579 | 1,135 | 453 | 995 | |
| PANAMA | 234 | 422 | 159 | 251 | 4,633 | 4,950 | 4,265 | 5,092 | |
| BERMUDA | 68 | 9 | 75 | 4 | HOPS-INC HOP EQ OF EXTRACT | | | | |
| LM MW I | 58 | 84 | 51 | 45 | TOTAL | 10,817 | 13,600 | 26,780 | 34,657 |
| TRINID | 111 | 292 | 82 | 184 | CANADA | 1,049 | 1,010 | 2,225 | 2,363 |
| COLOMB | 775 | 679 | 378 | 358 | MEXICO | 1,096 | 1,327 | 2,282 | 3,660 |
| VENEZ | 659 | 1,714 | 350 | 1,113 | GUATMAL | 31 | 94 | 34 | 124 |
| ECUADOR | 1,545 | 956 | 1,138 | 612 | SALVADR | 29 | 0 | 117 | 0 |
| CHILE | 119 | 1 | 61 | 10 | HONDURH | 19 | 22 | 82 | 86 |
| BRAZIL | 0 | 662 | 0 | 347 | HTCARAG | 37 | 28 | 100 | 51 |
| SWEDEN | 28 | 147 | 22 | 109 | JAMATCA | 99 | 53 | 157 | 143 |
| U KING | 33 | 347 | 20 | 218 | DOM REP | 52 | 47 | 106 | 98 |
| NETHLOS | 688 | 979 | 372 | 666 | COLOMB | 797 | 1,827 | 1,829 | 2,891 |
| BELGIUM | 58 | 283 | 37 | 161 | VENEZ | 498 | 360 | 1,903 | 1,280 |
| FRANCE | 260 | 553 | 126 | 330 | ECUADOR | 333 | 149 | 445 | 529 |
| FR GERM | 777 | 3,512 | 347 | 1,844 | PERU | 406 | 104 | 1,193 | 531 |
| SWITZLD | 157 | 403 | 96 | 227 | BOLIVIA | 103 | 100 | 367 | 434 |
| SPAIN | 1,218 | 3,080 | 834 | 1,674 | CHILE | 30 | 143 | 83 | 455 |
| ITALY | 2,824 | 2,386 | 1,525 | 1,314 | BRAZIL | 2,013 | 2,345 | 5,032 | 5,849 |
| YUGOSLV | 50 | 50 | 58 | 28 | PARAGUA | 36 | 26 | 150 | 118 |
| GREECE | 0 | 5,328 | 0 | 3,394 | URUGUAY | 47 | 53 | 132 | 169 |
| KUWAIT | 144 | 174 | 129 | 125 | ARGENT | 50 | 17 | 216 | 63 |
| S ARAB | 28 | 130 | 30 | 127 | U KING | 105 | 156 | 226 | 331 |
| SINGAPR | 29 | 18 | 27 | 22 | IRELAND | 400 | 205 | 750 | 468 |
| TAIWAN | 197 | 0 | 68 | 2 | NETHLOS | 58 | 67 | 87 | 207 |
| JAPAN | 14 | 38 | 90 | 22 | FR GERM | 5 | 130 | 11 | 392 |
| AUSTRAL | 420 | 442 | 334 | 480 | CZECHO | 0 | 132 | 0 | 334 |
| FR P IS | 238 | 186 | 237 | 162 | U.S.S.R | 1,675 | 3,416 | 3,401 | 8,184 |
| ALGERIA | 697 | 13,754 | 767 | 8,898 | SPAIN | 0 | 61 | 0 | 341 |
| OTHERS | 203 | 604 | 199 | 489 | PORTUGL | 0 | 45 | 0 | 132 |
| VEGETABLES-CANNED | | | | | OTHERS | | | | |
| TOTAL | 124,280 | 145,762 | 90,308 | 116,426 | MALAYSA | 99 | 93 | 256 | 223 |
| CANADA | 32,139 | 37,174 | 21,981 | 28,857 | STNGAPR | 90 | 109 | 137 | 109 |
| MEXICO | 6,308 | 8,545 | 3,267 | 5,454 | PHIL P | 365 | 157 | 1,417 | 710 |
| BELIZE | 507 | 591 | 309 | 495 | KOR REP | 41 | 68 | 226 | 413 |
| PANAMA | 1,853 | 2,748 | 1,530 | 2,333 | MG KONS | 26 | 0 | 145 | 0 |
| BERMUDA | 1,356 | 1,761 | 1,120 | 1,702 | TAIWAN | 70 | 313 | 198 | 1,375 |
| BAHAMAS | 2,162 | 2,444 | 1,451 | 1,854 | JAPAN | 385 | 428 | 899 | 1,018 |
| JAMAICA | 244 | 318 | 264 | 462 | CAMROON | 70 | 85 | 188 | 325 |
| HAITI | 427 | 903 | 276 | 739 | NIGERIA | 401 | 111 | 1,506 | 275 |
| DOM REP | 1,914 | 1,294 | 1,661 | 1,169 | ZATRE | 32 | 0 | 82 | 0 |
| LM MW I | 609 | 799 | 463 | 669 | REP SAF | 110 | 77 | 180 | 177 |
| BARBADO | 664 | 440 | 503 | 516 | OTHERS | 200 | 242 | 598 | 709 |
| TRINID | 179 | 708 | 210 | 673 | FEEDS AND FODDERS-EX OILCAKE | | | | |
| N ANTIL | 2,885 | 3,761 | 2,176 | 2,939 | TOTAL | --- | --- | 574,839 | 773,711 |
| COLOMB | 451 | 374 | 407 | 412 | CANADA | --- | --- | 30,313 | 42,440 |
| VENEZ | 4,590 | 3,348 | 3,772 | 2,914 | MEXICO | --- | --- | 9,899 | 10,669 |
| CHILE | 72 | 1,278 | 62 | 3,181 | BAHAMAS | --- | --- | 5,682 | 6,661 |
| ARGENT | 6 | 2,614 | 4 | 1,457 | JAMAICA | --- | --- | 2,035 | 1,658 |
| SWEDEN | 1,264 | 1,593 | 988 | 1,464 | DOM RFP | --- | --- | 3,137 | 3,592 |
| NORWAY | 367 | 237 | 444 | 293 | BARBADO | --- | --- | 2,176 | 2,647 |
| DENMARK | 805 | 1,051 | 756 | 1,464 | TRINID | --- | --- | 7,240 | 11,157 |
| U KING | 4,323 | 5,893 | 3,389 | 5,442 | N ANTIL | --- | --- | 1,973 | 2,637 |
| NETHLOS | 371 | 854 | 312 | 667 | VENEZ | --- | --- | 2,363 | 1,816 |
| BELGIUM | 399 | 507 | 310 | 667 | GUYANA | --- | --- | 1,374 | 3,061 |
| FRANCE | 5,103 | 7,327 | 3,050 | 3,977 | SURINAH | --- | --- | 4,016 | 4,126 |
| FR GERM | 6,466 | 5,000 | 3,628 | 4,260 | DENMARK | --- | --- | 4,187 | 2,916 |
| SWITZLO | 1,526 | 2,775 | 1,978 | 3,142 | U KING | --- | --- | 10,749 | 13,613 |
| GREECE | 1,768 | 636 | 1,695 | 1,446 | IRELAND | --- | --- | 1,300 | 6,093 |
| IRAN | 189 | 68 | 303 | 682 | NETHLOS | --- | --- | 217,248 | 372,833 |
| KUWAIT | 1,018 | 921 | 807 | 108 | BELGIUM | --- | --- | 4,634 | 5,412 |
| S ARAB | 7,200 | 5,366 | 6,036 | 956 | FRANCE | --- | --- | 2,314 | 3,849 |
| ARAB EM | 1,377 | 1,413 | 1,341 | 4,896 | FR GERM | --- | --- | 108,914 | 96,654 |
| BAHRAIN | 446 | 429 | 420 | 1,397 | SWITZLO | --- | --- | 2,610 | 3,397 |
| MALAYSA | 1,015 | 811 | 664 | 527 | GREECE | --- | --- | 4,662 | 5,662 |
| SINGAPR | 1,990 | 2,806 | 1,480 | 2,154 | S ARAP | --- | --- | 7,758 | 3,996 |
| INDONESIA | 318 | 224 | 298 | 196 | THAILNO | --- | --- | 2,628 | 2,006 |
| KOR REP | 1,393 | 1,322 | 1,214 | 1,429 | SINGAPR | --- | --- | 2,433 | 1,926 |
| HG KONG | 7,449 | 8,672 | 4,837 | 6,077 | PHIL R | --- | --- | 2,575 | 2,741 |
| TAIWAN | 753 | 1,443 | 492 | 823 | HG KONG | --- | --- | 16,256 | 17,052 |
| JAPAN | 17,742 | 17,143 | 8,826 | 13,289 | TAIWAN | --- | --- | 9,718 | 4,244 |
| AUSTRAL | 191 | 1,066 | 222 | 808 | JAPAN | --- | --- | 74,848 | 109,764 |
| FR P IS | 1,520 | 1,501 | 926 | 1,141 | OTHERS | --- | --- | 25,757 | 30,089 |
| T PAC I | 469 | 515 | 374 | 375 | | | | | |
| LIBYA | 557 | 696 | 562 | 689 | | | | | |

TABLE 10--U.S. AGRICULTURAL EXPORTS: QUANTITY AND VALUE, COMMODITY GROUP BY COUNTRY
FISCAL YEARS 1978 AND 1979--CONTINUED

| COMM GP COUNTRY | QUANTITY | | VALUE | | COMM GP COUNTRY | QUANTITY | | VALUE | |
|--------------------|------------|------------|--------------------|--------------------|---------------------------------|-----------|-----------|--------------------|--------------------|
| | 1978 | 1979 | 1978 1,000 DOL. | 1979 1,000 DOL. | | 1978 | 1979 | 1978 1,000 DOL. | 1979 1,000 DOL. |
| SWITZLD | --- | --- | 37,087 | 45,576 | ITALY | 3,818 | 6,665 | 3,026 | 5,332 |
| POLAND | --- | --- | 36,348 | 20,542 | IRAN | 96,579 | 226,247 | 63,381 | 146,464 |
| U.S.S.R | --- | --- | 217,622 | 321,799 | ISRAEL | 6,512 | 9,987 | 4,255 | 6,835 |
| SPAIN | --- | --- | 383,385 | 399,746 | S ARAB | 8,307 | 8,891 | 12,101 | 15,360 |
| PORTUGL | --- | --- | 90,544 | 96,723 | INDIA | 263,893 | 181,570 | 160,566 | 128,211 |
| ITALY | --- | --- | 234,261 | 266,003 | PAKISTN | 105,255 | 163,339 | 63,000 | 108,461 |
| YUGOSLV | --- | --- | 44,640 | 68,419 | BNGLOSH | 39,762 | 45,650 | 25,125 | 30,053 |
| GREECE | --- | --- | 19,143 | 30,304 | SINGAPR | 3,005 | 4,861 | 2,173 | 3,861 |
| ROMANIA | --- | --- | 49,156 | 56,964 | PHIL P | 716 | 6,073 | 578 | 4,518 |
| ISRAEL | --- | --- | 98,809 | 101,402 | CHINA M | 105,996 | 58,818 | 54,415 | 35,894 |
| INDNSIA | --- | --- | 28,535 | 19,374 | HG KONG | 6,159 | 4,344 | 4,048 | 4,769 |
| CHINA M | --- | --- | 14,386 | 37,760 | JAPAN | 36,221 | 52,459 | 25,998 | 39,508 |
| KOR REP | --- | --- | 65,090 | 122,461 | AUSTRAL | 29,288 | 20,192 | 18,519 | 14,795 |
| TAIWAN | --- | --- | 219,473 | 314,734 | N ZEAL | 11,290 | 12,686 | 7,382 | 9,554 |
| JAPAN | --- | --- | 954,502 | 1,089,516 | MOROC | 6,148 | 5,992 | 4,141 | 4,065 |
| T UNKNOWN | --- | --- | 145,843 | 144,246 | ALGERIA | 5,751 | 155 | 3,440 | 139 |
| OTHERS | --- | --- | 100,451 | 83,000 | TUNISIA | 2,889 | 7,243 | 1,669 | 4,741 |
| | | | | | EGYPT | 214,247 | 159,698 | 125,053 | 100,249 |
| | | | | | SOHALIA | 4,979 | 5,201 | 3,852 | 5,808 |
| SOMEANS | | | MT | | ZAMBIA | 8,127 | 4,770 | 3,313 | 3,078 |
| TOTAL | 19,884,287 | 20,194,255 | 4,749,049 | 5,444,382 | OTHERS | 55,897 | 64,358 | 47,863 | 60,389 |
| CANADA | 281,089 | 376,039 | 67,187 | 99,869 | OILS--SOYBEAN AND COTTONSEED MT | | | | |
| MEXICO | 580,367 | 574,942 | 145,460 | 150,704 | TOTAL | 1,277,045 | 1,358,610 | 746,386 | 903,198 |
| JAMAICA | 49,128 | 47,357 | 12,090 | 13,610 | CANADA | 31,886 | 26,850 | 17,826 | 16,107 |
| DOM REP | 24,814 | 16,399 | 6,925 | 4,632 | MEXICO | 29,812 | 5,120 | 17,955 | 2,963 |
| VENEZ | 47,680 | 55,729 | 13,092 | 15,562 | PANAMA | 8,298 | 18,952 | 4,920 | 11,733 |
| PERU | 35,000 | 22,576 | 8,179 | 5,100 | JAMAICA | 4,075 | 4,304 | 2,456 | 3,083 |
| BRAZIL | 0 | 78,372 | 0 | 19,936 | HAITI | 13,766 | 17,222 | 8,626 | 12,277 |
| NORWAY | 249,031 | 238,106 | 60,555 | 65,481 | DOM REP | 24,657 | 70,338 | 14,325 | 49,819 |
| DENMARK | 400,172 | 341,193 | 96,211 | 88,796 | TRINID | 4,117 | 8,048 | 2,585 | 5,019 |
| U KING | 741,504 | 551,366 | 181,685 | 146,843 | COLOMR | 44,554 | 84,057 | 24,862 | 54,685 |
| NETHLDS | 4,202,987 | 4,137,378 | 1,010,713 | 1,108,809 | VENEZ | 43,465 | 42,899 | 25,191 | 28,390 |
| BELGIUM | 499,614 | 397,718 | 117,798 | 104,150 | GUYANA | 900 | 3,490 | 711 | 2,972 |
| FRANCE | 607,498 | 704,087 | 142,085 | 190,656 | ECUADOR | 26,005 | 22,442 | 14,292 | 14,605 |
| FR GERM | 1,514,270 | 1,479,017 | 353,828 | 394,459 | PERU | 68,604 | 29,388 | 37,613 | 20,221 |
| SWITZLD | 59,784 | 117,678 | 16,319 | 30,176 | CHILE | 22,026 | 22,819 | 14,183 | 18,570 |
| POLAND | 129,937 | 72,709 | 34,132 | 19,692 | NETHLDS | 16,297 | 4,043 | 8,531 | 3,147 |
| U.S.S.R | 744,180 | 1,177,662 | 199,738 | 321,393 | FRANCE | 5,186 | 3,616 | 3,588 | 2,366 |
| SPAIN | 1,563,996 | 1,488,519 | 370,634 | 393,397 | FR GERM | 10,443 | 1,283 | 5,123 | 937 |
| PORTUGL | 189,025 | 173,694 | 45,204 | 47,453 | SWITZLD | 7,083 | 2 | 4,158 | 3 |
| ITALY | 881,857 | 840,651 | 210,431 | 222,905 | POLAND | 1,514 | 23,792 | 933 | 14,907 |
| YUGOSLV | 179,655 | 236,288 | 43,477 | 68,401 | IRAN | 93,982 | 221,986 | 59,194 | 139,830 |
| GREECE | 82,930 | 110,626 | 19,108 | 30,300 | ISRAEL | 6,311 | 9,813 | 3,993 | 6,516 |
| ROMANIA | 220,996 | 199,752 | 49,156 | 56,964 | INDIA | 247,753 | 181,041 | 146,757 | 127,786 |
| LEBANON | 27,659 | 56,038 | 5,867 | 15,225 | PAKISTN | 106,245 | 163,319 | 62,984 | 108,031 |
| ISRAEL | 419,172 | 375,314 | 98,748 | 101,377 | BNGLOSH | 39,762 | 45,650 | 25,125 | 30,053 |
| SINGAPR | 4,881 | 12,606 | 10,094 | 3,226 | PHIL R | 507 | 5,800 | 279 | 4,135 |
| INDNSIA | 120,039 | 73,219 | 28,476 | 19,367 | CHINA M | 105,996 | 58,818 | 54,415 | 35,894 |
| PHIL R | 23,383 | 19,122 | 4,856 | 4,958 | JAPAN | 26,960 | 37,347 | 15,577 | 25,338 |
| CHINA M | 47,326 | 141,898 | 14,386 | 37,760 | AUSTRAL | 22,094 | 16,211 | 12,514 | 10,644 |
| KOR REP | 247,579 | 438,665 | 62,980 | 121,382 | N ZEAL | 6,780 | 7,609 | 4,338 | 5,646 |
| TAIWAN | 926,599 | 1,172,513 | 219,190 | 314,380 | MOROC | 5,646 | 5,992 | 3,627 | 4,065 |
| JAPAN | 3,797,643 | 3,884,108 | 923,220 | 1,073,265 | TUNISIA | 2,742 | 7,243 | 1,532 | 4,743 |
| MOROC | 4,446 | 0 | 10,486 | 0 | EGYPT | 198,890 | 148,984 | 115,019 | 94,389 |
| LIBYA | 27,001 | 0 | 4,996 | 0 | SOHALIA | 4,691 | 5,201 | 3,598 | 5,000 |
| EGYPT | 40,713 | 19,544 | 9,373 | 5,695 | ZAMBIA | 5,127 | 4,770 | 3,313 | 3,078 |
| T UNKNOWN | 599,426 | 548,781 | 145,840 | 144,190 | OTHERS | 40,891 | 50,000 | 26,266 | 40,204 |
| OTHERS | 24,492 | 14,699 | 6,530 | 4,368 | | | | | |
| | | | | | VEGETABLE OILS AND WAXES MT | | | | |
| TOTAL | 1,531,783 | 1,563,391 | 957,389 | 1,092,993 | TOTAL | 932,923 | 1,058,930 | 540,755 | 705,677 |
| CANADA | 74,631 | 58,121 | 53,108 | 43,016 | CANADA | 27,735 | 20,889 | 15,534 | 13,960 |
| MEXICO | 38,637 | 13,098 | 24,762 | 19,097 | MEXICO | 29,592 | 5,118 | 17,816 | 2,961 |
| PANAMA | 8,825 | 19,594 | 5,639 | 12,400 | PANAMA | 8,292 | 18,952 | 4,912 | 11,733 |
| JAMAICA | 5,401 | 5,375 | 3,750 | 4,029 | JAMAICA | 3,774 | 4,224 | 2,293 | 3,004 |
| HAITI | 15,262 | 17,618 | 9,649 | 12,727 | HAITI | 13,757 | 17,222 | 8,621 | 12,277 |
| DOM REP | 27,826 | 71,322 | 17,288 | 50,876 | DOM REP | 17,653 | 32,752 | 9,918 | 21,523 |
| TRINID | 5,158 | 9,877 | 3,335 | 6,956 | TRINID | 4,000 | 7,946 | 2,437 | 4,899 |
| COLOMB | 45,707 | 84,821 | 25,708 | 55,726 | COLOMR | 44,053 | 84,051 | 24,531 | 54,678 |
| VENEZ | 52,870 | 68,440 | 33,334 | 47,375 | VENEZ | 368 | 12,691 | 389 | 8,278 |
| ECUADOR | 26,293 | 24,253 | 14,636 | 15,907 | GUYANA | 900 | 3,490 | 711 | 2,972 |
| PERU | 64,673 | 29,757 | 38,740 | 20,640 | ECUADOR | 26,005 | 22,442 | 14,292 | 14,605 |
| CHILE | 22,910 | 24,675 | 15,247 | 16,387 | PERU | 68,604 | 29,388 | 37,613 | 20,214 |
| U KING | 5,048 | 5,772 | 4,028 | 5,174 | CHILE | 21,972 | 22,819 | 14,156 | 14,570 |
| NETHLDS | 59,099 | 30,052 | 31,481 | 24,226 | NETHLDS | 14,202 | 2 | 7,258 | 5 |
| BELG:JM | 10,657 | 7,495 | 8,218 | 6,242 | FRANCE | 4,999 | 3,569 | 3,438 | 2,309 |
| FRANCE | 12,207 | 12,129 | 11,844 | 9,737 | FR GERM | 7,879 | 33 | 3,454 | 49 |
| FR GERM | 17,535 | 3,532 | 8,743 | 1,940 | POLAND | 1,514 | 23,792 | 930 | 14,907 |
| SWITZLD | 8,849 | 130 | 6,009 | 189 | IRAN | 54,331 | 181,193 | 31,582 | 111,602 |
| POLAND | 18,346 | 28,331 | 8,172 | 18,481 | | | | | |

T--TRANSHIPMENTS THROUGH CANADA.

TABLE 10 --U.S. AGRICULTURAL EXPORTS: QUANTITY AND VALUE, COMMODITY GROUP BY COUNTRY
FISCAL YEARS 1978 AND 1979--CONTINUED

| COMM GP COUNTRY | QUANTITY | | VALUE | | COMM GP COUNTRY | QUANTITY | | VALUE | |
|--------------------|----------|---------|------------|------------|---------------------------------|----------|---------|------------|------------|
| | 1978 | 1979 | 1,000 DOL. | 1,000 DOL. | | 1978 | 1979 | 1,000 DOL. | 1,000 DOL. |
| ISRAEL | 6,311 | 9,812 | 3,993 | 6,515 | TOTAL | 36,150 | 38,967 | 173,810 | 190,497 |
| INDIA | 247,733 | 181,081 | 146,737 | 127,786 | ECUADOR | 59 | 297 | 236 | 1,371 |
| PAKISTAN | 95,814 | 163,319 | 56,050 | 108,031 | CHILE | 278 | 349 | 1,648 | 2,146 |
| ENGLAND | 3,767 | 45,650 | 25,125 | 30,853 | SWEDEN | 976 | 886 | 4,648 | 4,431 |
| SINGAPORE | 7,526 | 3,450 | 1,532 | 2,283 | NORWAY | 107 | 215 | 406 | 811 |
| PHILIPINES | 502 | 5,875 | 272 | 4,128 | FINLAND | 341 | 450 | 1,752 | 2,741 |
| CHINA MAINLAND | 10,996 | 58,818 | 54,415 | 35,894 | DENMARK | 917 | 1,269 | 4,276 | 5,743 |
| HONG KONG | 3,659 | 1,441 | 1,676 | 1,034 | UKING | 4,363 | 1,953 | 17,238 | 10,025 |
| AUSTRALIA | 29,949 | 16,204 | 11,867 | 10,637 | NETHERLANDS | 979 | 3,034 | 4,056 | 14,841 |
| NEW ZEALAND | 4,081 | 5,236 | 2,466 | 3,586 | BELGIUM | 693 | 127 | 3,299 | 527 |
| MOROCCO | 5,646 | 5,992 | 3,627 | 4,065 | FRANCE | 156 | 104 | 702 | 417 |
| TUNISIA | 2,742 | 7,243 | 1,532 | 4,749 | FR GERM | 3,157 | 4,821 | 11,753 | 24,137 |
| EGYPT | 6,101 | 13,886 | 4,011 | 12,143 | AUSTRIA | 146 | 50 | 680 | 208 |
| GUINEA | 2,811 | 1,864 | 1,959 | 1,499 | SWITZERLAND | 2,974 | 2,544 | 14,425 | 13,408 |
| SOMALIA | 4,691 | 5,201 | 3,598 | 5,000 | POLAND | 500 | 0 | 2,205 | 0 |
| MAURITIUS | 4,179 | 2,099 | 1,981 | 1,293 | ITALY | 8,411 | 7,826 | 33,390 | 32,503 |
| ZAMBIA | 4,127 | 4,770 | 3,313 | 3,078 | LEBANON | 0 | 178 | 0 | 740 |
| OTHERS | 24,663 | 36,382 | 16,716 | 30,262 | ISRAEL | 340 | 119 | 1,597 | 614 |
| | | | | | JORDAN | 151 | 90 | 727 | 468 |
| | | | | | THAILAND | 2,997 | 2,108 | 13,700 | 10,534 |
| | | | | | PHILIPINES | 2,173 | 2,834 | 12,655 | 16,342 |
| | | | | | KOR REP | 1,525 | 919 | 9,554 | 6,295 |
| | | | | | HONG KONG | 217 | 344 | 765 | 1,736 |
| | | | | | JAPAN | 4,700 | 6,729 | 25,795 | 41,247 |
| | | | | | AUSTRALIA | 107 | 210 | 522 | 1,106 |
| | | | | | ALGERIA | 166 | 205 | 607 | 621 |
| | | | | | EGYPT | 867 | 717 | 3,653 | 2,438 |
| | | | | | ZAIRE | 282 | 168 | 1,089 | 724 |
| | | | | | OTHERS | 568 | 416 | 2,437 | 1,923 |
| | | | | | TOBACCO-FLUKE-CURED MT | | | | |
| | | | | | TOTAL | 172,614 | 188,346 | 839,348 | 959,995 |
| | | | | | CANADA | 127 | 270 | 776 | 1,620 |
| | | | | | PANAMA | 206 | 238 | 1,056 | 1,208 |
| | | | | | JAMAICA | 465 | 574 | 1,796 | 2,331 |
| | | | | | TRINIDAD | 106 | 236 | 617 | 1,457 |
| | | | | | NANTYLL | 218 | 233 | 969 | 1,113 |
| | | | | | ECUADOR | 1,317 | 641 | 6,228 | 3,442 |
| | | | | | CHILE | 460 | 595 | 2,766 | 3,592 |
| | | | | | SWEDEN | 3,549 | 2,574 | 17,458 | 13,244 |
| | | | | | NORWAY | 1,173 | 1,348 | 4,578 | 6,141 |
| | | | | | FINLAND | 1,646 | 1,968 | 8,230 | 10,482 |
| | | | | | DENMARK | 3,941 | 6,141 | 18,239 | 29,073 |
| | | | | | UKING | 30,278 | 38,163 | 156,396 | 197,712 |
| | | | | | IRELAND | 1,435 | 2,357 | 8,188 | 11,948 |
| | | | | | NETHERLANDS | 5,589 | 5,451 | 22,294 | 22,862 |
| | | | | | BELGIUM | 3,829 | 3,682 | 14,743 | 16,883 |
| | | | | | FRANCE | 608 | 3,274 | 3,033 | 15,287 |
| | | | | | FR GERM | 16,349 | 19,532 | 66,865 | 90,265 |
| | | | | | AUSTRIA | 1,236 | 1,390 | 6,179 | 7,593 |
| | | | | | CZECHOSLOVAKIA | 337 | 334 | 1,256 | 1,382 |
| | | | | | SWITZERLAND | 3,281 | 2,967 | 15,265 | 13,851 |
| | | | | | POLAND | 1,343 | 2,603 | 6,097 | 12,129 |
| | | | | | SPAIN | 5,175 | 2,700 | 21,581 | 11,071 |
| | | | | | ITALY | 10,056 | 6,820 | 44,123 | 31,659 |
| | | | | | YUGOSLAVIA | 477 | 595 | 1,800 | 2,858 |
| | | | | | CYPRUS | 297 | 658 | 1,197 | 2,723 |
| | | | | | LEBANON | 0 | 452 | 0 | 1,999 |
| | | | | | ISRAEL | 178 | 121 | 857 | 513 |
| | | | | | PAKISTAN | 2,9 | 170 | 1,296 | 1,175 |
| | | | | | THAILAND | 5,260 | 6,416 | 20,951 | 25,444 |
| | | | | | MALAYSIA | 3,704 | 4,394 | 22,250 | 27,750 |
| | | | | | SINGAPORE | 732 | 657 | 3,533 | 4,182 |
| | | | | | INDONESIA | 605 | 121 | 2,331 | 687 |
| | | | | | PHILIPINES | 2,902 | 2,389 | 13,747 | 11,799 |
| | | | | | KOR REP | 2,925 | 5,000 | 15,562 | 26,346 |
| | | | | | HONG KONG | 977 | 1,120 | 3,663 | 5,528 |
| | | | | | TAIWAN | 9,243 | 14,745 | 40,597 | 71,338 |
| | | | | | JAPAN | 33,896 | 32,427 | 198,855 | 197,496 |
| | | | | | AUSTRALIA | 3,481 | 4,079 | 19,045 | 24,132 |
| | | | | | NEW ZEALAND | 994 | 1,183 | 5,563 | 7,021 |
| | | | | | MOROCCO | 260 | 0 | 1,017 | 0 |
| | | | | | ALGERIA | 817 | 1,040 | 2,912 | 3,207 |
| | | | | | LIBYA | 497 | 725 | 2,630 | 4,174 |
| | | | | | EGYPT | 5,344 | 3,129 | 23,054 | 13,228 |
| | | | | | CENY I | 3,668 | 2,030 | 14,656 | 8,921 |
| | | | | | GHANA | 396 | 346 | 2,167 | 1,999 |
| | | | | | NIGERIA | 156 | 207 | 910 | 1,623 |
| | | | | | TOBACCO-UNHFG-INCLUDING BULK MT | | | | |
| | | | | | TOTAL | 272,488 | 286,838 | 1,131,794 | 1,292,243 |
| | | | | | CANADA | 1,424 | 1,985 | 3,453 | 5,274 |
| | | | | | KOR REP | 1,454 | 2,000 | 16,979 | 22,776 |
| | | | | | ECUADOR | 1,924 | 2,176 | 8,853 | 10,464 |
| | | | | | CHILE | 738 | 949 | 4,414 | 5,767 |
| | | | | | SWEDEN | 6,484 | 5,238 | 23,388 | 19,733 |
| | | | | | NORWAY | 1,854 | 2,396 | 7,099 | 10,280 |
| | | | | | FINLAND | 2,788 | 3,441 | 11,564 | 14,999 |
| | | | | | DENMARK | 6,535 | 10,720 | 35,966 | 35,966 |
| | | | | | UKING | 44,482 | 48,894 | 181,991 | 218,694 |
| | | | | | IRELAND | 1,904 | 2,481 | 8,452 | 12,064 |
| | | | | | NETHERLANDS | 11,971 | 14,547 | 46,692 | 65,850 |
| | | | | | BELGIUM | 5,882 | 4,736 | 20,529 | 19,815 |
| | | | | | FRANCE | 7,684 | 6,522 | 8,944 | 22,566 |
| | | | | | FR GERM | 21,058 | 30,696 | 85,229 | 124,390 |
| | | | | | AUSTRIA | 1,518 | 1,551 | 7,335 | 8,166 |
| | | | | | SWITZERLAND | 11,254 | 8,475 | 42,294 | 35,052 |
| | | | | | POLAND | 2,350 | 2,987 | 8,918 | 12,359 |
| | | | | | SPAIN | 6,344 | 2,702 | 26,250 | 11,077 |
| | | | | | ITALY | 19,811 | 15,301 | 78,686 | 67,086 |
| | | | | | THAILAND | 9,257 | 8,529 | 34,651 | 36,067 |
| | | | | | MALAYSIA | 4,062 | 4,747 | 22,960 | 28,024 |
| | | | | | SINGAPORE | 1,108 | 1,130 | 3,679 | 4,264 |
| | | | | | PHILIPINES | 4,920 | 6,005 | 27,453 | 24,373 |
| | | | | | KOR REP | 4,464 | 5,938 | 25,207 | 32,782 |
| | | | | | HONG KONG | 1,254 | 1,611 | 4,470 | 7,437 |
| | | | | | TAIWAN | 9,302 | 14,803 | 40,892 | 71,566 |
| | | | | | JAPAN | 51,424 | 47,989 | 226,950 | 240,644 |
| | | | | | AUSTRALIA | 4,493 | 5,220 | 20,398 | 25,804 |
| | | | | | NEW ZEALAND | 1,457 | 1,757 | 5,878 | 7,583 |
| | | | | | ALGERIA | 986 | 1,245 | 3,529 | 3,829 |
| | | | | | LIBYA | 693 | 859 | 2,912 | 4,288 |
| | | | | | EGYPT | 7,421 | 4,769 | 27,832 | 16,805 |
| | | | | | CENY I | 4,661 | 2,266 | 18,785 | 9,444 |
| | | | | | BENIN | 597 | 862 | 2,847 | 4,852 |
| | | | | | ZAIRE | 1,177 | 1,084 | 4,110 | 3,998 |
| | | | | | OTHERS | 11,180 | 9,889 | 44,975 | 44,100 |

TABLE 10 --U.S. AGRICULTURAL EXPORTS: QUANTITY AND VALUE, COMMODITY GROUP BY COUNTRY
FISCAL YEARS 1978 AND 1979--CONTINUED

| COMM GP COUNTRY | QUANTITY | | VALUE | | COMM GP COUNTRY | QUANTITY | | VALUE | |
|--------------------|----------|------|------------|------------|--------------------|----------|------------|------------|------|
| | 1978 | 1979 | 1978 | 1979 | | 1978 | 1979 | 1978 | 1979 |
| | | | 1,000 DOL. | 1,000 DOL. | | | 1,000 DOL. | 1,000 DOL. | |
| DOM REP | --- | --- | 4,158 | 5,077 | : | | | | |
| TRINIO | --- | --- | 2,465 | 2,814 | : | | | | |
| N ANTIL | --- | --- | 5,753 | 9,257 | : | | | | |
| COLOMB | --- | --- | 5,851 | 7,922 | : | | | | |
| VENEZ | --- | --- | 31,695 | 38,818 | : | | | | |
| SURINAM | --- | --- | 1,612 | 1,349 | : | | | | |
| ECUADOR | --- | --- | 3,622 | 4,806 | : | | | | |
| PERU | --- | --- | 1,623 | 1,104 | : | | | | |
| CHILE | --- | --- | 4,275 | 5,663 | : | | | | |
| BRAZIL | --- | --- | 4,576 | 6,510 | : | | | | |
| ARGENT | --- | --- | 1,244 | 4,290 | : | | | | |
| SWEDEN | --- | --- | 2,521 | 3,656 | : | | | | |
| NORWAY | --- | --- | 1,869 | 1,690 | : | | | | |
| DENMARK | --- | --- | 1,713 | 1,583 | : | | | | |
| U KING | --- | --- | 11,599 | 36,858 | : | | | | |
| IRELAND | --- | --- | 2,379 | 5,147 | : | | | | |
| NETHLDS | --- | --- | 14,822 | 13,385 | : | | | | |
| BELGIUM | --- | --- | 2,063 | 1,906 | : | | | | |
| FRANCE | --- | --- | 3,814 | 8,260 | : | | | | |
| FR GERM | --- | --- | 18,326 | 26,925 | : | | | | |
| SWITZLD | --- | --- | 1,039 | 3,094 | : | | | | |
| SPAIN | --- | --- | 2,796 | 3,564 | : | | | | |
| ITALY | --- | --- | 4,179 | 6,702 | : | | | | |
| LEBANON | --- | --- | 1,037 | 1,697 | : | | | | |
| IRAN | --- | --- | 15,840 | 9,479 | : | | | | |
| KUWAIT | --- | --- | 2,535 | 2,891 | : | | | | |
| S ARAB | --- | --- | 21,057 | 19,429 | : | | | | |
| ARAB EM | --- | --- | 3,248 | 2,520 | : | | | | |
| THAILND | --- | --- | 7,697 | 11,225 | : | | | | |
| MALAYSA | --- | --- | 2,393 | 3,844 | : | | | | |
| SINGAPR | --- | --- | 7,688 | 11,829 | : | | | | |
| INDNSIA | --- | --- | 1,998 | 1,591 | : | | | | |
| PHIL P | --- | --- | 9,033 | 6,967 | : | | | | |
| KOR REP | --- | --- | 4,687 | 5,715 | : | | | | |
| HK KONG | --- | --- | 30,297 | 40,345 | : | | | | |
| TAIWAN | --- | --- | 3,328 | 16,316 | : | | | | |
| JAPAN | --- | --- | 33,500 | 82,039 | : | | | | |
| AUSTRAL | --- | --- | 8,039 | 7,686 | : | | | | |
| T PAC I | --- | --- | 2,519 | 2,741 | : | | | | |
| LIBYA | --- | --- | 2,509 | 1,586 | : | | | | |
| NIGERIA | --- | --- | 5,280 | 2,168 | : | | | | |
| REP SAF | --- | --- | 2,850 | 3,516 | : | | | | |
| OTHERS | --- | --- | 33,886 | 37,327 | : | | | | |

TABLE 11--U.S. AGRICULTURAL EXPORTS: QUANTITY AND VALUE, COMMODITY BY COUNTRY
FISCAL YEARS 1978 AND 1979

| SCHED. B COUNTRY | QUANTITY | | VALUE | | SCHED. B COUNTRY | QUANTITY | | VALUE | |
|---|----------|------|------------|------------|---|----------|------|------------|------------|
| | 1978 | 1979 | 1978 | 1979 | | 1978 | 1979 | 1978 | 1979 |
| | | | 1,000 DOL. | 1,000 DOL. | | | | 1,000 DOL. | 1,000 DOL. |
| 0011010 CATTLE-DAIRY, FOR BREEDING | | | | | NO | | | | |
| TOTAL | 20,212 | 0 | 15,278 | | | | | | |
| CANADA | 740 | 0 | 339 | | DOM REP | 82 | 0 | 163 | 0 |
| MEXICO | 6,670 | 0 | 4,682 | | BARBADO | 70 | 0 | 65 | 0 |
| C RICA | 595 | 0 | 674 | | TRINID | 65 | 0 | 74 | 0 |
| BRAZIL | 539 | 0 | 847 | | N ANTIL | 49 | 0 | 63 | 0 |
| HUNGARY | 1,375 | 0 | 977 | | F W IND | 58 | 0 | 182 | 0 |
| IRAQ | 235 | 0 | 414 | | OTHERS | 87 | 0 | 214 | 0 |
| IRAN | 3,428 | 0 | 1,979 | | 0134020 SAUSAGE, FRANKS, ETC-EX CANNED | | | | MT |
| KOR REP | 2,632 | 0 | 2,397 | | TOTAL | 535 | 0 | 1,329 | 0 |
| JAPAN | 132 | 0 | 855 | | CANADA | 94 | 0 | 292 | 0 |
| OTHERS | 1,708 | 0 | 2,114 | | BAHAMAS | 112 | 0 | 260 | 0 |
| | | | | | N ANTIL | 26 | 0 | 77 | 0 |
| | | | | | VENEZ | 77 | 0 | 140 | 0 |
| | | | | | JAPAN | 91 | 0 | 179 | 0 |
| | | | | | OTHERS | 135 | 0 | 381 | 0 |
| 0012000 SHEEP, LAMBS, AND GOATS-LIVE | | | | | NO | | | | |
| TOTAL | 71,018 | 0 | 1,326 | | | | | | |
| CANADA | 33,348 | 0 | 431 | | 0138030 MEAT, MEAT PRODUCTS, NEC-CANNED | | | | MT |
| MEXICO | 37,520 | 0 | 837 | | TOTAL | 2,066 | 0 | 3,008 | 0 |
| OTHERS | 150 | 0 | 58 | | CANADA | 1,268 | 0 | 1,462 | 0 |
| | | | | | PANAMA | 151 | 0 | 158 | 0 |
| | | | | | OTHERS | 647 | 0 | 1,388 | 0 |
| 0111010 BEEF-EX OFFALS, FRESH, FROZEN | | | | | MT | | | | |
| TOTAL | 10,745 | 0 | 33,062 | | | | | | |
| CANADA | 895 | 0 | 3,394 | | 0221010 MILK, CREAM-EVAPORATED, EX BULK | | | | MT |
| BERMUDA | 160 | 0 | 641 | | TOTAL | 3,672 | 0 | 2,313 | 0 |
| BAHAMAS | 642 | 0 | 1,931 | | MEXICO | 3,089 | 0 | 1,837 | 0 |
| JAMAICA | 105 | 0 | 456 | | T PAC I | 331 | 0 | 230 | 0 |
| BARBADO | 112 | 0 | 444 | | OTHERS | 252 | 0 | 246 | 0 |
| N ANTIL | 218 | 0 | 814 | | | | | | |
| NETHLS | 137 | 0 | 584 | | 0222010 MILK-WHOLE, DRY | | | | MT |
| FRANCE | 217 | 0 | 519 | | TOTAL | 1,886 | 0 | 1,737 | 0 |
| SWITZLD | 64 | 0 | 475 | | MEXICO | 451 | 0 | 221 | 0 |
| IRAN | 103 | 0 | 383 | | VENEZ | 195 | 0 | 189 | 0 |
| S ARAB | 365 | 0 | 1,567 | | ARGENT | 140 | 0 | 136 | 0 |
| HG KONG | 166 | 0 | 880 | | PHIL R | 265 | 0 | 373 | 0 |
| JAPAN | 6,392 | 0 | 17,516 | | JAPAN | 181 | 0 | 180 | 0 |
| OTHERS | 1,180 | 0 | 3,658 | | AUSTRAL | 200 | 0 | 217 | 0 |
| | | | | | OTHERS | 446 | 0 | 421 | 0 |
| 0111020 VEAL-EX OFFALS, FRESH, FROZEN | | | | | MT | | | | |
| TOTAL | 753 | 0 | 1,455 | | | | | | |
| CANADA | 74 | 0 | 135 | | 0222050 MILK-NONFAT DRY, IN BULK, N/R | | | | MT |
| BERMUDA | 37 | 0 | 167 | | TOTAL | 3,786 | 0 | 5,873 | 0 |
| NETHLS | 47 | 0 | 87 | | PERU | 274 | 0 | 402 | 0 |
| FRANCE | 99 | 0 | 228 | | SYRIA | 322 | 0 | 486 | 0 |
| S ARAB | 66 | 0 | 259 | | JORDAN | 183 | 0 | 296 | 0 |
| JAPAN | 284 | 0 | 222 | | PAKISTN | 220 | 0 | 336 | 0 |
| OTHERS | 176 | 0 | 365 | | INDNSIA | 94 | 0 | 150 | 0 |
| | | | | | ALGERIA | 1,347 | 0 | 2,173 | 0 |
| | | | | | SUDAN | 314 | 0 | 495 | 0 |
| 0112000 SHEEP & GOAT MEAT-FR, FROZEN | | | | | CHAD | 305 | 0 | 491 | 0 |
| TOTAL | 485 | 0 | 1,528 | | MAURIT | 157 | 0 | 252 | 0 |
| CANADA | 134 | 0 | 361 | | MOZAMBO | 229 | 0 | 368 | 0 |
| BAHAMAS | 81 | 0 | 194 | | OTHERS | 344 | 0 | 424 | 0 |
| IRAN | 125 | 0 | 663 | | | | | | |
| OTHERS | 125 | 0 | 310 | | 0223000 MILK AND CREAM-FRESH | | | | MLT |
| | | | | | TOTAL | 2,755 | 0 | 1,748 | 0 |
| | | | | | CANADA | 821 | 0 | 488 | 0 |
| 0113030 PORK, NEC-EX OFFALS, FR, FROZEN | | | | | MEXICO | 754 | 0 | 301 | 0 |
| TOTAL | 28,498 | 0 | 38,072 | | BAHAMAS | 436 | 0 | 212 | 0 |
| CANADA | 10,496 | 0 | 18,196 | | VENEZ | 32 | 0 | 96 | 0 |
| MEXICO | 2,470 | 0 | 1,353 | | S ARAB | 158 | 0 | 109 | 0 |
| BAHAMAS | 428 | 0 | 741 | | HG KONG | 189 | 0 | 226 | 0 |
| N ANTIL | 303 | 0 | 534 | | OTHERS | 365 | 0 | 396 | 0 |
| VENEZ | 1,034 | 0 | 1,670 | | | | | | |
| JAPAN | 4,905 | 0 | 14,355 | | 0240020 CHEESE AND CURD-NOT RELIEF | | | | MT |
| OTHERS | 862 | 0 | 1,222 | | TOTAL | 644 | 0 | 1,963 | 0 |
| | | | | | CANADA | 197 | 0 | 563 | 0 |
| | | | | | PANAMA | 90 | 0 | 260 | 0 |
| 0114040 POULTRY, NEC-FRESH, FROZEN | | | | | JAPAN | 143 | 0 | 570 | 0 |
| TOTAL | 1,762 | 0 | 2,278 | | OTHERS | 214 | 0 | 570 | 0 |
| CANADA | 249 | 0 | 276 | | | | | | |
| BERMUDA | 72 | 0 | 156 | | 0422022 RICE-PARBOILED, LONG GRAIN | | | | MT |
| VENEZ | 386 | 0 | 413 | | TOTAL | 106,909 | 0 | 48,438 | 0 |
| KUWAIT | 74 | 0 | 118 | | CANADA | 2,647 | 0 | 1,482 | 0 |
| HG KONG | 246 | 0 | 327 | | SWEDEN | 2,507 | 0 | 1,393 | 0 |
| JAPAN | 300 | 0 | 335 | | NETHLS | 3,744 | 0 | 1,307 | 0 |
| FR P IS | 104 | 0 | 136 | | FR GERM | 14,037 | 0 | 5,313 | 0 |
| OTHERS | 331 | 0 | 517 | | SWITZLD | 1,520 | 0 | 752 | 0 |
| | | | | | IRAN | 2,997 | 0 | 1,474 | 0 |
| | | | | | S ARAB | 33,670 | 0 | 15,624 | 0 |
| | | | | | NIGERIA | 22,555 | 0 | 12,301 | 0 |
| 0121040 PORK-CURED, CANNED | | | | | | | | | |
| TOTAL | 570 | 0 | 1,035 | | | | | | |
| CANADA | 72 | 0 | 141 | | | | | | |
| GUATMAL | 48 | 0 | 80 | | | | | | |
| BELIZE | 39 | 0 | 53 | | | | | | |

TABLE 11--U.S. AGRICULTURAL EXPORTS: QUANTITY AND VALUE, COMMODITY BY COUNTRY
FISCAL YEARS 1978 AND 1979--CONTINUED

| SCHED.B COUNTRY | QUANTITY | | VALUE | | SCHED.B COUNTRY | QUANTITY | | VALUE | |
|--|------------|------|--------------------|--------------------|---|----------|------|--------------------|--------------------|
| | 1978 | 1979 | 1978 1,000 DOL. | 1979 1,000 DOL. | | 1978 | 1979 | 1978 1,000 DOL. | 1979 1,000 DOL. |
| LIBERIA | 5,171 | 0 | | 1,574 | 0484010 BAKERY PRODUCTS-EXCEPT FROZEN | | | | |
| REP SAF | 12,240 | 0 | | 4,237 | TOTAL | 4,584 | 0 | 5,608 | 0 |
| OTHERS | 5,821 | 0 | | 2,981 | CANADA | 3,648 | 0 | 4,268 | 0 |
| 0440060 CORN, YELLOW, EX SEED | | | | | | | | | |
| TOTAL | 10,528,423 | 0 | | 983,818 | MEXICO | 78 | 0 | 124 | 0 |
| CANADA | 78,474 | 0 | | 6,378 | BAHAMAS | 232 | 0 | 295 | 0 |
| MEXICO | 407,237 | 0 | | 38,032 | OTHERS | 628 | 0 | 921 | 0 |
| SALVADR | 49,464 | 0 | | 3,419 | 0484020 BAKERY PRODUCTS-FROZEN | | | | |
| JAMAICA | 40,872 | 0 | | 57,686 | TOTAL | 2,865 | 0 | 1,637 | 0 |
| U KING | 680,267 | 0 | | 73,042 | CANADA | 1,809 | 0 | 1,251 | 0 |
| NETHLD | 798,004 | 0 | | 35,090 | AUSTRAL | 69 | 0 | 112 | 0 |
| BELGIUM | 367,508 | 0 | | 76,439 | OTHERS | 187 | 0 | 274 | 0 |
| FR GERM | 853,722 | 0 | | 7,013 | 048210 INFANTS DIETARY SUPPLEMENTS | | | | |
| SWITZLD | 74,797 | 0 | | 48,366 | TOTAL | 2,891 | 0 | 4,862 | 0 |
| POLAND | 533,285 | 0 | | 140,592 | CANADA | 574 | 0 | 527 | 0 |
| U.S.S.R | 1,451,798 | 0 | | 51,332 | PERU | 126 | 0 | 301 | 0 |
| SPAIN | 427,629 | 0 | | 3,671 | HONG KONG | 447 | 0 | 1,386 | 0 |
| PORTUGL | 485,018 | 0 | | 31,640 | TAIWAN | 357 | 0 | 1,055 | 0 |
| ITALY | 39,673 | 0 | | 10,315 | OTHERS | 587 | 0 | 1,593 | 0 |
| GREECE | 338,092 | 0 | | 9,444 | 048250 FLOUR-PANCAKE-OTHER MIXES | | | | |
| ROMANIA | 128,616 | 0 | | 29,619 | TOTAL | 1,844 | 0 | 1,247 | 0 |
| ISRAEL | 92,040 | 0 | | 15,939 | CANADA | 710 | 0 | 435 | 0 |
| KOR REP | 302,678 | 0 | | 197,934 | MEXICO | 545 | 0 | 302 | 0 |
| TAIWAN | 170,240 | 0 | | 5,747 | S ARAB | 177 | 0 | 172 | 0 |
| JAPAN | 2,070,940 | 0 | | 13,529 | OTHERS | 412 | 0 | 358 | 0 |
| ALGERIA | 55,934 | 0 | | 22,643 | 0511010 ORANGES-FRESH | | | | |
| EGYPT | 154,460 | 0 | | | TOTAL | 51,703 | 0 | 19,103 | 0 |
| TUNKNOWN | 686,239 | 0 | | | CANADA | 32,119 | 0 | 11,503 | 0 |
| OTHERS | 243,436 | 0 | | | SINGAPR | 2,627 | 0 | 942 | 0 |
| 0459020 CERFAL GRAINS, NEC-UNMILLED | | | | | | | | | |
| TOTAL | 23,467 | 0 | | 5,682 | HONG KONG | 11,431 | 0 | 4,756 | 0 |
| CANADA | 2,931 | 0 | | 580 | JAPAN | 2,306 | 0 | 1,045 | 0 |
| U KING | 1,580 | 0 | | 282 | OTHERS | 3,220 | 0 | 857 | 0 |
| NETHLD | 10,460 | 0 | | 2,710 | 0511020 TANGERINES-CLEMENTINES-FRESH | | | | |
| FR GERM | 1,594 | 0 | | 393 | TOTAL | 8,716 | 0 | 2,460 | 0 |
| SPAIN | 1,358 | 0 | | 523 | CANADA | 8,048 | 0 | 2,233 | 0 |
| JAPAN | 4,428 | 0 | | 1,047 | JAPAN | 461 | 0 | 146 | 0 |
| OTHERS | 1,096 | 0 | | 227 | OTHERS | 207 | 0 | 81 | 0 |
| 0460110 WHEAT FLOUR-RELIEF | | | | | | | | | |
| TOTAL | 36,056 | 0 | | 6,194 | 0512010 LEMONS-FRESH | | | | |
| BOLIVIA | 1,718 | 0 | | 263 | TOTAL | 41,842 | 0 | 15,443 | 0 |
| CHILE | 3,439 | 0 | | 664 | CANADA | 4,252 | 0 | 1,741 | 0 |
| ISRAEL | 1,904 | 0 | | 281 | SWEDEN | 1,656 | 0 | 482 | 0 |
| JORDAN | 1,551 | 0 | | 253 | NETHLD | 2,241 | 0 | 631 | 0 |
| INDIA | 862 | 0 | | 168 | BELGIUM | 1,971 | 0 | 584 | 0 |
| SRI LKA | 1,806 | 0 | | 355 | FRANCE | 6,108 | 0 | 1,631 | 0 |
| PHIL P | 1,362 | 0 | | 264 | JAPAN | 23,086 | 0 | 9,474 | 0 |
| MOROCCO | 10,508 | 0 | | 2,042 | OTHERS | 2,528 | 0 | 900 | 0 |
| ALGERIA | 2,357 | 0 | | 334 | 0512030 GRAPEFRUIT-FRESH | | | | |
| TUNISIA | 2,407 | 0 | | 357 | TOTAL | 49,289 | 0 | 11,516 | 0 |
| EGYPT | 3,447 | 0 | | 483 | CANADA | 15,841 | 0 | 3,399 | 0 |
| OTHERS | 4,495 | 0 | | 730 | NETHLD | 7,318 | 0 | 1,632 | 0 |
| 0460120 WHEAT FLOUR-ALL U.S. WHEAT, N/YR | | | | | | | | | |
| TOTAL | 111,045 | 0 | | 21,455 | FRANCE | 8,012 | 0 | 1,846 | 0 |
| JAMAICA | 12,457 | 0 | | 2,148 | JAPAN | 1,856 | 0 | 376 | 0 |
| HAITI | 3,820 | 0 | | 910 | OTHERS | 1,426 | 0 | 3,904 | 0 |
| LU WW I | 979 | 0 | | 324 | 0517290 NUTS-EDIBLE-FRESH-OR DRIED, NEC | | | | |
| GUYANA | 2,302 | 0 | | 383 | TOTAL | 1,296 | 0 | 2,745 | 0 |
| SYRIA | 4,216 | 0 | | 630 | CANADA | 375 | 0 | 433 | 0 |
| S ARAB | 54,702 | 0 | | 11,387 | MEXICO | 298 | 0 | 619 | 0 |
| SRI LKA | 7,742 | 0 | | 1,199 | VENEZ | 87 | 0 | 239 | 0 |
| ALGERIA | 4,808 | 0 | | 762 | S ARAB | 72 | 0 | 192 | 0 |
| EGYPT | 4,844 | 0 | | 711 | HONG KONG | 60 | 0 | 268 | 0 |
| NIGERIA | 4,333 | 0 | | 781 | JAPAN | 105 | 0 | 182 | 0 |
| OTHERS | 10,842 | 0 | | 2,220 | AUSTRAL | 36 | 0 | 148 | 0 |
| 0470100 CERFAL FLOUR-NONWHEAT | | | | | | | | | |
| TOTAL | 6,774 | 0 | | 1,050 | OTHERS | 263 | 0 | 664 | 0 |
| CANADA | 2,509 | 0 | | 453 | 0519420 BERRIES, NEC-FRESH | | | | |
| JAPAN | 554 | 0 | | 154 | TOTAL | 2,031 | 0 | 1,183 | 0 |
| TOGO | 3,000 | 0 | | 286 | CANADA | 1,357 | 0 | 745 | 0 |
| OTHERS | 711 | 0 | | 157 | U KING | 168 | 0 | 95 | 0 |
| | | | | | BELGIUM | 200 | 0 | 144 | 0 |
| | | | | | FR GERM | 171 | 0 | 117 | 0 |
| | | | | | OTHERS | 133 | 0 | 82 | 0 |

T = TRANSSHIPMENTS THROUGH CANADA.

TABLE 11--U.S. AGRICULTURAL EXPORTS: QUANTITY AND VALUE, COMMODITY BY COUNTRY
FISCAL YEARS 1978 AND 1979--CONTINUED

| SCHED. B COUNTRY | QUANTITY | | VALUE | | : | SCHED. B COUNTRY | QUANTITY | | VALUE | | : | SCHED. B COUNTRY | QUANTITY | | VALUE | |
|--|----------|------|-------|------|---|--|------------|------------|-------|------|---|---------------------|----------|------|------------|------------|
| | 1978 | 1979 | 1978 | 1979 | | | 1,000 DOL. | 1,000 DOL. | 1978 | 1979 | | | 1978 | 1979 | 1,000 DOL. | 1,000 DOL. |
| 0519500 TROPICAL FRUIT, NEC-FRESH MT | | | | | : | 0536600 FRUIT, NEC-PREP, PRES, NOT CND MT | | | | | : | | | | | |
| TOTAL | 2,254 | 0 | 1,861 | | : | TOTAL | 2,799 | 0 | 1,141 | | : | TOTAL | 2,799 | 0 | 1,141 | |
| CANADA | 1,183 | 0 | 714 | | : | CANADA | 469 | 0 | 271 | | : | CANADA | 469 | 0 | 271 | |
| MEXICO | 388 | 0 | 236 | | : | DENMARK | 1,016 | 0 | 299 | | : | DENMARK | 1,016 | 0 | 299 | |
| JAPAN | 531 | 0 | 739 | | : | NETHLOS | 573 | 0 | 256 | | : | NETHLOS | 573 | 0 | 256 | |
| OTHERS | 132 | 0 | 172 | | : | FR GERM | 621 | 0 | 195 | | : | FR GERM | 621 | 0 | 195 | |
| 0519720 MELONS, NEC-FRESH MT | | | | | : | 0539023 CHERRIES-EX MARASCHINO, CND MT | | | | | : | | | | | |
| TOTAL | 3,519 | 0 | 1,217 | | : | TOTAL | 2,036 | 0 | 2,213 | | : | TOTAL | 2,036 | 0 | 2,213 | |
| CANADA | 2,698 | 0 | 861 | | : | CANADA | 299 | 0 | 308 | | : | CANADA | 299 | 0 | 308 | |
| HG KONG | 429 | 0 | 170 | | : | NETHLOS | 102 | 0 | 117 | | : | NETHLOS | 102 | 0 | 117 | |
| JAPAN | 315 | 0 | 144 | | : | BELGIUM | 601 | 0 | 695 | | : | BELGIUM | 601 | 0 | 695 | |
| OTHERS | 77 | 0 | 42 | | : | FR GERM | 696 | 0 | 799 | | : | FR GERM | 696 | 0 | 799 | |
| 0519730 FRUIT, NEC-FRESH MT | | | | | : | 0539040 FRUIT COCKTAIL-PREP, PRES, CND MT | | | | | : | | | | | |
| TOTAL | 3,733 | 0 | 1,592 | | : | TOTAL | 12,479 | 0 | 8,114 | | : | TOTAL | 12,479 | 0 | 8,114 | |
| CANADA | 1,622 | 0 | 523 | | : | CANADA | 6,345 | 0 | 4,106 | | : | CANADA | 6,345 | 0 | 4,106 | |
| C RICA | 273 | 0 | 215 | | : | PANAMA | 339 | 0 | 263 | | : | PANAMA | 339 | 0 | 263 | |
| VENEZ | 79 | 0 | 88 | | : | SWEDEN | 383 | 0 | 240 | | : | SWEDEN | 383 | 0 | 240 | |
| NETHLOS | 283 | 0 | 95 | | : | NORWAY | 471 | 0 | 334 | | : | NORWAY | 471 | 0 | 334 | |
| JAPAN | 964 | 0 | 422 | | : | NETHLOS | 336 | 0 | 216 | | : | NETHLOS | 336 | 0 | 216 | |
| OTHERS | 512 | 0 | 249 | | : | FR GERM | 619 | 0 | 358 | | : | FR GERM | 619 | 0 | 358 | |
| 0535030 FRUIT JUICE, NEC-CND, NOT FRZ MLT | | | | | : | 0539045 FRUIT, NEC-PREP, PRES, CANNED MT | | | | | : | | | | | |
| TOTAL | 7,748 | 0 | 2,470 | | : | TOTAL | 3,687 | 0 | 2,637 | | : | TOTAL | 3,687 | 0 | 2,637 | |
| CANADA | 3,238 | 0 | 1,088 | | : | CANADA | 832 | 0 | 411 | | : | CANADA | 832 | 0 | 411 | |
| PANAMA | 383 | 0 | 386 | | : | SWEDEN | 104 | 0 | 145 | | : | SWEDEN | 104 | 0 | 145 | |
| S ARAB | 390 | 0 | 126 | | : | NETHLOS | 252 | 0 | 227 | | : | NETHLOS | 252 | 0 | 227 | |
| OTHERS | 1,737 | 0 | 950 | | : | SWITZLO | 413 | 0 | 245 | | : | SWITZLO | 413 | 0 | 245 | |
| 0535040 ORANGE JUICE-CONC, HOT PACK MLT | | | | | : | 0539055 PEANUTS, NEC-PREPARED, PRES MT | | | | | : | | | | | |
| TOTAL | 1,032 | 0 | 1,531 | | : | TOTAL | 2,296 | 0 | 2,404 | | : | TOTAL | 2,296 | 0 | 2,404 | |
| CANADA | 67 | 0 | 79 | | : | CANADA | 516 | 0 | 450 | | : | CANADA | 516 | 0 | 450 | |
| FR GERM | 91 | 0 | 164 | | : | NETHLOS | 138 | 0 | 130 | | : | NETHLOS | 138 | 0 | 130 | |
| MALAYSIA | 248 | 0 | 339 | | : | FR GERM | 583 | 0 | 556 | | : | FR GERM | 583 | 0 | 556 | |
| SINGAPR | 124 | 0 | 167 | | : | SPAIN | 325 | 0 | 302 | | : | SPAIN | 325 | 0 | 302 | |
| HG KONG | 55 | 0 | 116 | | : | JAPAN | 346 | 0 | 329 | | : | JAPAN | 346 | 0 | 329 | |
| JAPAN | 23 | 0 | 79 | | : | OTHERS | 388 | 0 | 643 | | : | OTHERS | 388 | 0 | 643 | |
| OTHERS | 424 | 0 | 587 | | : | 0539060 NUTS-EX PEANUTS, PREPARED, PRES MT | | | | | : | | | | | |
| 0535050 FRUIT, NEC, JUICE-CONC, HOT PACK MLT | | | | | : | 0542025 BEANS-BABY LIMA, EX SEED, DRIED MT | | | | | : | | | | | |
| TOTAL | 2,475 | 0 | 2,052 | | : | TOTAL | 3,409 | 0 | 1,409 | | : | TOTAL | 3,409 | 0 | 1,409 | |
| CANADA | 930 | 0 | 535 | | : | JAPAN | 3,028 | 0 | 1,199 | | : | JAPAN | 3,028 | 0 | 1,199 | |
| VENEZ | 494 | 0 | 406 | | : | OTHERS | 381 | 0 | 210 | | : | OTHERS | 381 | 0 | 210 | |
| FR GERM | 403 | 0 | 455 | | : | 0542055 BEANS-SECO MT | | | | | : | | | | | |
| JAPAN | 50 | 0 | 205 | | : | TOTAL | 2,243 | 0 | 2,009 | | : | TOTAL | 2,243 | 0 | 2,009 | |
| OTHERS | 598 | 0 | 451 | | : | U KING | 201 | 0 | 201 | | : | U KING | 201 | 0 | 201 | |
| 0535052 ORANGE JUICE-CONC, N/O 16 OZ MLT | | | | | : | 0542055 BEANS-SECO MT | | | | | : | | | | | |
| TOTAL | 5,720 | 0 | 9,000 | | : | NETHLOS | 671 | 0 | 521 | | : | NETHLOS | 671 | 0 | 521 | |
| CANADA | 4,792 | 0 | 7,789 | | : | FRANCE | 353 | 0 | 246 | | : | FRANCE | 353 | 0 | 246 | |
| SWEDEN | 411 | 0 | 524 | | : | ITALY | 287 | 0 | 254 | | : | ITALY | 287 | 0 | 254 | |
| U KING | 191 | 0 | 240 | | : | JAPAN | 103 | 0 | 112 | | : | JAPAN | 103 | 0 | 112 | |
| OTHERS | 326 | 0 | 447 | | : | AUSTRAL | 164 | 0 | 183 | | : | AUSTRAL | 164 | 0 | 183 | |
| 0535054 ORANGE JUICE-CONC, OY 16 OZ MLT | | | | | : | 0542055 BEANS-SECO MT | | | | | : | | | | | |
| TOTAL | 1,407 | 0 | 2,061 | | : | TOTAL | 2,243 | 0 | 2,009 | | : | TOTAL | 2,243 | 0 | 2,009 | |
| CANADA | 747 | 0 | 1,137 | | : | U KING | 201 | 0 | 201 | | : | U KING | 201 | 0 | 201 | |
| FR GERM | 134 | 0 | 156 | | : | NETHLOS | 671 | 0 | 521 | | : | NETHLOS | 671 | 0 | 521 | |
| PHIL R | 105 | 0 | 289 | | : | FRANCE | 353 | 0 | 246 | | : | FRANCE | 353 | 0 | 246 | |
| OTHERS | 421 | 0 | 559 | | : | ITALY | 287 | 0 | 254 | | : | ITALY | 287 | 0 | 254 | |
| 0535059 FRUIT, NEC, JUICE-CONC, FROZEN MLT | | | | | : | 0542055 BEANS-SECO MT | | | | | : | | | | | |
| TOTAL | 2,819 | 0 | 2,589 | | : | JAPAN | 103 | 0 | 112 | | : | JAPAN | 103 | 0 | 112 | |
| CANADA | 2,096 | 0 | 1,982 | | : | AUSTRAL | 164 | 0 | 183 | | : | AUSTRAL | 164 | 0 | 183 | |
| FR GERM | 282 | 0 | 156 | | : | OTHERS | 267 | 0 | 949 | | : | OTHERS | 267 | 0 | 949 | |
| JAPAN | 185 | 0 | 226 | | : | 0542055 BEANS-SECO MT | | | | | : | | | | | |
| OTHERS | 256 | 0 | 225 | | : | TOTAL | 2,243 | 0 | 2,009 | | : | TOTAL | 2,243 | 0 | 2,009 | |
| 0536510 BERRIES-FROZEN MT | | | | | : | 0542055 BEANS-SECO MT | | | | | : | | | | | |
| TOTAL | 1,314 | 0 | 1,022 | | : | U KING | 201 | 0 | 201 | | : | U KING | 201 | 0 | 201 | |
| CANADA | 661 | 0 | 480 | | : | NETHLOS | 671 | 0 | 521 | | : | NETHLOS | 671 | 0 | 521 | |
| FINLAND | 112 | 0 | 70 | | : | FRANCE | 353 | 0 | 246 | | : | FRANCE | 353 | 0 | 246 | |
| FR GERM | 157 | 0 | 90 | | : | ITALY | 287 | 0 | 254 | | : | ITALY | 287 | 0 | 254 | |
| JAPAN | 63 | 0 | 78 | | : | JAPAN | 103 | 0 | 112 | | : | JAPAN | 103 | 0 | 112 | |
| AUSTRAL | 140 | 0 | 153 | | : | AUSTRAL | 164 | 0 | 183 | | : | AUSTRAL | 164 | 0 | 183 | |
| OTHERS | 181 | 0 | 171 | | : | OTHERS | 464 | 0 | 492 | | : | OTHERS | 464 | 0 | 492 | |

TABLE 11--U.S. AGRICULTURAL EXPORTS: QUANTITY AND VALUE, COMMODITY BY COUNTRY
FISCAL YEARS 1978 AND 1979--CONTINUED

| SCHED.B COUNTRY | QUANTITY | | VALUE | | SCHED.B COUNTRY | QUANTITY | | VALUE | |
|--|----------|------|------------|------------|---|----------|------|------------|------------|
| | 1978 | 1979 | 1,000 DOL. | 1,000 DOL. | | 1978 | 1979 | 1,000 DOL. | 1,000 DOL. |
| 0542075 PEAS, NEC-EX SEED, DRIED MT | | | | | 0555035 VEGETABLES, NEC-PREP, PRES, CHD MT | | | | |
| TOTAL | 4,502 | 0 | 2,284 | | TOTAL | 4,636 | 0 | 2,902 | 0 |
| VENEZ | 318 | 0 | 157 | | CANADA | 1,715 | 0 | 562 | 0 |
| FRANCE | 194 | 0 | 117 | | MEXICO | 390 | 0 | 213 | 0 |
| SPAIN | 297 | 0 | 149 | | BAHAMAS | 225 | 0 | 149 | 0 |
| ITALY | 569 | 0 | 318 | | N ANTIL | 232 | 0 | 162 | 0 |
| GREECE | 432 | 0 | 225 | | S ARAB | 781 | 0 | 673 | 0 |
| CYPRUS | 219 | 0 | 115 | | OTHERS | 1,293 | 0 | 1,143 | 0 |
| JAPAN | 791 | 0 | 313 | | | | | | |
| OTHERS | 1,682 | 0 | 918 | | | | | | |
| 0545020 ONIONS-FRESH MT | | | | | 0555040 TOMATO PUREE & CONCENTRATES MT | | | | |
| TOTAL | 19,465 | 0 | 4,591 | | TOTAL | 3,702 | 0 | 3,439 | 0 |
| CANADA | 10,440 | 0 | 2,606 | | CANADA | 2,135 | 0 | 2,179 | 0 |
| JAPAN | 5,462 | 0 | 1,105 | | VENEZ | 735 | 0 | 639 | 0 |
| OTHERS | 3,566 | 0 | 880 | | JAPAN | 516 | 0 | 347 | 0 |
| | | | | | OTHERS | 316 | 0 | 274 | 0 |
| 0545085 VEGETABLES, NEC-FRESH MT | | | | | 0615010 MOLASSES-FEED & INDUSTRIAL MT | | | | |
| TOTAL | 18,124 | 0 | 8,869 | | TOTAL | 48,437 | 0 | 1,360 | 0 |
| CANADA | 15,300 | 0 | 7,693 | | CANADA | 22,864 | 0 | 684 | 0 |
| NETHLD5 | 609 | 0 | 241 | | U KING | 16,051 | 0 | 570 | 0 |
| OTHERS | 1,215 | 0 | 935 | | OTHERS | 1,522 | 0 | 106 | 0 |
| 0546100 VEGETABLES-FROZEN MT | | | | | 0619010 DEXTROSE-EX PHARMACEUTICAL MT | | | | |
| TOTAL | 11,115 | 0 | 6,804 | | TOTAL | 5,652 | 0 | 1,697 | 0 |
| CANADA | 1,161 | 0 | 612 | | CANADA | 4,978 | 0 | 1,350 | 0 |
| BERMUDA | 142 | 0 | 158 | | OTHERS | 674 | 0 | 347 | 0 |
| N ANTIL | 154 | 0 | 172 | | | | | | |
| S ARAB | 333 | 0 | 309 | | 0619040 SIRUPS MT | | | | |
| SINGAPR | 241 | 0 | 179 | | TOTAL | 1,256 | 0 | 1,997 | 0 |
| HG KONG | 398 | 0 | 247 | | CANADA | 572 | 0 | 576 | 0 |
| JAPAN | 6,619 | 0 | 3,703 | | GUATMAL | 35 | 0 | 109 | 0 |
| AUSTRAL | 502 | 0 | 324 | | NICARAG | 19 | 0 | 192 | 0 |
| OTHERS | 1,565 | 0 | 1,100 | | JAMAICA | 70 | 0 | 111 | 0 |
| | | | | | THAILND | 30 | 0 | 206 | 0 |
| | | | | | OTHERS | 530 | 0 | 1,003 | 0 |
| 0548400 HOPS-FRESH, DRIED MT | | | | | 0622115 CONFECTIONERY NOT CONT COCOA MT | | | | |
| TOTAL | 1,463 | 0 | 3,230 | | TOTAL | 3,319 | 0 | 4,783 | 0 |
| CANADA | 527 | 0 | 1,097 | | CANADA | 1,843 | 0 | 2,408 | 0 |
| BOLIVIA | 66 | 0 | 192 | | MEXICO | 321 | 0 | 376 | 0 |
| IRELAND | 343 | 0 | 643 | | JAPAN | 228 | 0 | 516 | 0 |
| PHIL R | 106 | 0 | 267 | | OTHERS | 927 | 0 | 1,483 | 0 |
| JAPAN | 196 | 0 | 453 | | | | | | |
| OTHERS | 225 | 0 | 578 | | | | | | |
| 0551020 VEGETABLES, NEC-DEHYDRATED MT | | | | | 0620215 SUGAR-FLAVORED OR COLORED MT | | | | |
| TOTAL | 4,931 | 0 | 8,737 | | TOTAL | 849 | 0 | 1,163 | 0 |
| CANADA | 622 | 0 | 1,425 | | CANADA | 391 | 0 | 329 | 0 |
| VENEZ | 113 | 0 | 240 | | S ARAB | 67 | 0 | 120 | 0 |
| SWEDEN | 230 | 0 | 424 | | MALAYSA | 30 | 0 | 91 | 0 |
| U KING | 1,333 | 0 | 2,210 | | SINGAPR | 82 | 0 | 163 | 0 |
| NETHLD5 | 254 | 0 | 376 | | INON5IA | 87 | 0 | 156 | 0 |
| FR GERM | 519 | 0 | 995 | | OTHERS | 152 | 0 | 202 | 0 |
| SWITZLD | 150 | 0 | 234 | | | | | | |
| SPAIN | 152 | 0 | 261 | | 0722000 COCOA-UNSWEETENED POWDER MT | | | | |
| JAPAN | 718 | 0 | 970 | | TOTAL | 644 | 0 | 1,380 | 0 |
| AUSTRAL | 211 | 0 | 504 | | CANADA | 445 | 0 | 640 | 0 |
| OTHERS | 629 | 0 | 1,098 | | DOM REP | 18 | 0 | 86 | 0 |
| | | | | | TRINID | 23 | 0 | 178 | 0 |
| | | | | | CHILE | 20 | 0 | 140 | 0 |
| | | | | | IRAN | 17 | 0 | 80 | 0 |
| | | | | | OTHERS | 121 | 0 | 256 | 0 |
| 0554300 POTATO-EX SWEET, FLAKES, ETC MT | | | | | 0730020 CONFECTIONERY CONT COCOA MT | | | | |
| TOTAL | 4,411 | 0 | 3,010 | | TOTAL | 3,399 | 0 | 7,128 | 0 |
| CANADA | 348 | 0 | 205 | | CANADA | 1,240 | 0 | 2,051 | 0 |
| SWEDEN | 476 | 0 | 363 | | MEXICO | 131 | 0 | 255 | 0 |
| U KING | 604 | 0 | 573 | | PANAMA | 72 | 0 | 177 | 0 |
| BELGIUM | 319 | 0 | 155 | | DOM REP | 172 | 0 | 229 | 0 |
| SPAIN | 327 | 0 | 179 | | N ANTIL | 119 | 0 | 166 | 0 |
| JAPAN | 1,855 | 0 | 1,263 | | NORWAY | 66 | 0 | 176 | 0 |
| OTHERS | 482 | 0 | 272 | | FR GERM | 584 | 0 | 963 | 0 |
| | | | | | HG KONG | 68 | 0 | 329 | 0 |
| | | | | | JAPAN | 502 | 0 | 1,782 | 0 |
| | | | | | OTHERS | 445 | 0 | 1,000 | 0 |
| 0555005 VEG-BABY FOOD, PREP, PRES, CHD MT | | | | | 0752800 SPICES, NEC MT | | | | |
| TOTAL | 1,016 | 0 | 1,070 | | TOTAL | 804 | 0 | 2,341 | 0 |
| DOM REP | 94 | 0 | 90 | | CANADA | 202 | 0 | 650 | 0 |
| N ANTIL | 69 | 0 | 58 | | FR GERM | 30 | 0 | 153 | 0 |
| JAPAN | 91 | 0 | 127 | | | | | | |
| LIBYA | 258 | 0 | 330 | | | | | | |
| NIGERIA | 39 | 0 | 58 | | | | | | |
| OTHERS | 465 | 0 | 407 | | | | | | |

TABLE 11 --U.S. AGRICULTURAL EXPORTS: QUANTITY AND VALUE, COMMODITY BY COUNTRY
FISCAL YEARS 1978 AND 1979--CONTINUED

| SCHED.B COUNTRY | QUANTITY | | VALUE | | SCHED.B COUNTRY | QUANTITY | | VALUE | |
|--|-----------|------|------------|------------|--|----------|------|------------|------------|
| | 1978 | 1979 | 1,000 DOL. | 1,000 DOL. | | 1978 | 1979 | 1,000 DOL. | 1,000 DOL. |
| S ARAB | 67 | 0 | 171 | | 0819340 BREWING, STARCH, ETC.-BYPRODUCTS | MT | | | |
| JAPAN | 43 | 0 | 172 | | TOTAL | 37,810 | 0 | 4,764 | 0 |
| OTHERS | 462 | 0 | 1,195 | | MEXICO | 2,728 | 0 | 351 | 0 |
| | | | | | FRANCE | 7,025 | 0 | 829 | 0 |
| 0811250 WAX, FOODER, ROOTS, LUPINES, ETC | MT | | | | FR GERM | 26,280 | 0 | 3,199 | 0 |
| TOTAL | 35,580 | 0 | 3,132 | | OTHERS | 1,785 | 0 | 385 | 0 |
| CANADA | 12,584 | 0 | 1,077 | | | | | | |
| NETHLDS | 3,536 | 0 | 265 | | 0819950 DOG AND CAT FOOD | MT | | | |
| FR GERM | 4,970 | 0 | 411 | | TOTAL | 11,890 | 0 | 6,236 | 0 |
| JAPAN | 11,158 | 0 | 1,265 | | CANADA | 5,459 | 0 | 2,280 | 0 |
| OTHERS | 1,532 | 0 | 114 | | MEXICO | 438 | 0 | 137 | 0 |
| | | | | | U KING | 1,620 | 0 | 1,406 | 0 |
| 0811900 VEG PRODUCTS-ANIMAL FEED, NEC | MT | | | | NETHLDS | 302 | 0 | 221 | 0 |
| TOTAL | 40,743 | 0 | 4,393 | | BELGIUM | 528 | 0 | 376 | 0 |
| DENMARK | 8,836 | 0 | 1,007 | | SWITZLD | 685 | 0 | 256 | 0 |
| NETHLDS | 27,945 | 0 | 2,941 | | JAPAN | 1,031 | 0 | 664 | 0 |
| JAPAN | 2,487 | 0 | 271 | | OTHERS | 1,827 | 0 | 896 | 0 |
| OTHERS | 1,475 | 0 | 174 | | | | | | |
| | | | | | 0819900 ANIMAL FEEDS, NEC-PREPARED | MT | | | |
| 0812025 CORN-BYPRODUCTS | MT | | | | TOTAL | 12,115 | 0 | 3,588 | 0 |
| TOTAL | 44,947 | 0 | 6,246 | | CANADA | 2,427 | 0 | 688 | 0 |
| CANADA | 3,689 | 0 | 353 | | MEXICO | 1,230 | 0 | 275 | 0 |
| NETHLDS | 15,592 | 0 | 2,202 | | CAYMAN | 626 | 0 | 253 | 0 |
| FR GERM | 25,134 | 0 | 3,602 | | LW NM I | 748 | 0 | 237 | 0 |
| OTHERS | 532 | 0 | 89 | | TRINID | 1,835 | 0 | 515 | 0 |
| | | | | | OTHERS | 5,251 | 0 | 1,620 | 0 |
| 0812030 RICE BRAN AND POLISHINGS | MT | | | | | | | | |
| TOTAL | 15,750 | 0 | 1,209 | | 0913010 LARD, OTHER PIG FAT-EX GREASE | MT | | | |
| NETHLDS | 6,731 | 0 | 466 | | TOTAL | 21,320 | 0 | 9,548 | 0 |
| BELGIUM | 8,328 | 0 | 640 | | CANADA | 8,004 | 0 | 3,194 | 0 |
| JAPAN | 451 | 0 | 88 | | MEXICO | 8,914 | 0 | 4,139 | 0 |
| OTHERS | 240 | 0 | 15 | | HAITI | 445 | 0 | 218 | 0 |
| | | | | | CHILE | 550 | 0 | 385 | 0 |
| 0813030 OIL CAKE AND MEAL-SOYBEAN | MT | | | | U KING | 2,387 | 0 | 1,802 | 0 |
| TOTAL | 1,164,636 | 0 | 219,789 | | OTHERS | 1,020 | 0 | 610 | 0 |
| CANADA | 81,762 | 0 | 17,826 | | | | | | |
| SALVADR | 8,297 | 0 | 1,765 | | 0914030 SHORTENING-NOT RELIEF | MT | | | |
| C RICA | 3,245 | 0 | 848 | | TOTAL | 4,792 | 0 | 3,528 | 0 |
| JAMAICA | 4,584 | 0 | 827 | | CANADA | 2,841 | 0 | 1,843 | 0 |
| TRINID | 3,713 | 0 | 914 | | MEXICO | 826 | 0 | 523 | 0 |
| VENEZ | 10,586 | 0 | 14,750 | | BAHAMAS | 531 | 0 | 480 | 0 |
| DENMARK | 22,332 | 0 | 3,916 | | OTHERS | 594 | 0 | 662 | 0 |
| U KING | 20,414 | 0 | 4,432 | | | | | | |
| IRELAND | 31,468 | 0 | 6,462 | | 0990430 MEAT SAUCE, EXCEPT TOMATO | MT | | | |
| NETHLDS | 118,315 | 0 | 21,858 | | TOTAL | 580 | 0 | 1,237 | 0 |
| BELGIUM | 12,865 | 0 | 2,353 | | CANADA | 67 | 0 | 71 | 0 |
| FRANCE | 45,275 | 0 | 8,092 | | MEXICO | 35 | 0 | 82 | 0 |
| FR GERM | 290,188 | 0 | 53,772 | | U KING | 12 | 0 | 98 | 0 |
| GERM DR | 24,435 | 0 | 5,118 | | S ARAB | 174 | 0 | 253 | 0 |
| CZECHO | 30,215 | 0 | 5,218 | | JAPAN | 50 | 0 | 325 | 0 |
| HUNGARY | 21,000 | 0 | 5,166 | | OTHERS | 244 | 0 | 428 | 0 |
| SPAIN | 53,132 | 0 | 9,822 | | | | | | |
| MALTA | 27,597 | 0 | 4,318 | | 0990450 SAUCES, NEC, MIXED SEASONINGS | MT | | | |
| ITALY | 172,512 | 0 | 30,264 | | TOTAL | 974 | 0 | 1,632 | 0 |
| YUGOSLV | 13,743 | 0 | 2,850 | | CANADA | 578 | 0 | 780 | 0 |
| GREECE | 9,652 | 0 | 1,861 | | OTHERS | 396 | 0 | 852 | 0 |
| ROMANIA | 21,997 | 0 | 3,637 | | | | | | |
| IRAQ | 10,000 | 0 | 2,395 | | 0990520 SOUPS-CANNED EXCEPT FROZEN | MT | | | |
| IRAN | 24,097 | 0 | 4,468 | | TOTAL | 3,788 | 0 | 2,743 | 0 |
| S ARAB | 3,249 | 0 | 687 | | MEXICO | 307 | 0 | 181 | 0 |
| JAPAN | 52,371 | 0 | 9,521 | | SINGAPR | 210 | 0 | 148 | 0 |
| AUSTRAL | 21,442 | 0 | 3,952 | | HG KONG | 1,029 | 0 | 719 | 0 |
| EGYPT | 4,999 | 0 | 993 | | JAPAN | 1,233 | 0 | 966 | 0 |
| OTHERS | 21,351 | 0 | 4,704 | | OTHERS | 1,009 | 0 | 729 | 0 |
| | | | | | | | | | |
| 0813050 OIL CAKE & MEAL, RESIDUES, NEC | MT | | | | 0991010 CORN-PREPARED, PRES, CANNED | MT | | | |
| TOTAL | 11,014 | 0 | 1,957 | | TOTAL | 10,899 | 0 | 5,903 | 0 |
| CANADA | 620 | 0 | 294 | | CANADA | 474 | 0 | 325 | 0 |
| U KING | 121 | 0 | 132 | | MEXICO | 537 | 0 | 205 | 0 |
| FR GERM | 5,290 | 0 | 513 | | VENEZ | 249 | 0 | 189 | 0 |
| JAPAN | 4,377 | 0 | 586 | | U KING | 1,350 | 0 | 1,094 | 0 |
| OTHERS | 606 | 0 | 432 | | FRANCE | 1,343 | 0 | 630 | 0 |
| | | | | | FR GERM | 1,239 | 0 | 576 | 0 |
| 0819320 SUGAR-BYPRODUCTS | MT | | | | SWITZLD | 477 | 0 | 274 | 0 |
| TOTAL | 85,613 | 0 | 10,432 | | SINGAPR | 227 | 0 | 126 | 0 |
| CANADA | 2,664 | 0 | 230 | | HG KONG | 1,639 | 0 | 854 | 0 |
| NETHLDS | 28,205 | 0 | 3,408 | | JAPAN | 1,811 | 0 | 851 | 0 |
| FR GERM | 3,546 | 0 | 301 | | OTHERS | 1,353 | 0 | 779 | 0 |
| JAPAN | 50,306 | 0 | 6,392 | | | | | | |
| OTHERS | 892 | 0 | 109 | | | | | | |

TABLE 11--U.S. AGRICULTURAL EXPORTS: QUANTITY AND VALUE, COMMODITY BY COUNTRY
FISCAL YEARS 1978 AND 1979--CONTINUED

| SCHED. B COUNTRY | QUANTITY | | VALUE | | SCHED. B COUNTRY | QUANTITY | | VALUE | |
|---|------------|------------|------------|------------|--|------------|------------|------------|------------|
| | 1978 | 1979 | 1978 | 1979 | | 1978 | 1979 | 1978 | 1979 |
| | | | 1,000 OOL. | 1,000 OOL. | | | | 1,000 OOL. | 1,000 OOL. |
| 0991025 BEVERAGE BASES | | | | | 1000240 CHICKENS, OTHER | | | | |
| TOTAL | 1,301 | 0 | 9,406 | 0 | TOTAL | 17,733,009 | 15,367,610 | 4,826 | 4,639 |
| CANADA | 325 | 0 | 206 | 0 | CANADA | 6,430,820 | 5,678,979 | 2,161 | 1,926 |
| GUATHAL | 36 | 0 | 344 | 0 | BAHAMAS | 2,786,333 | 2,713,406 | 550 | 616 |
| COLOMB | 84 | 0 | 649 | 0 | DOM REP | 723,800 | 822,789 | 284 | 321 |
| VENEZ | 89 | 0 | 3,525 | 0 | SURINAM | 1,132,200 | 1,035,448 | 282 | 255 |
| ECUADOR | 31 | 0 | 367 | 0 | OTHERS | 6,660,656 | 5,917,068 | 1,549 | 1,521 |
| PERU | 137 | 0 | 466 | 0 | 1000260 TURKEYS | | | | |
| CHILE | 23 | 0 | 299 | 0 | TOTAL | 817,182 | 1,846,197 | 648 | 1,524 |
| S ARAB | 177 | 0 | 238 | 0 | CANADA | 733,643 | 1,675,308 | 411 | 1,273 |
| THAILND | 38 | 0 | 343 | 0 | MEXICO | 26,600 | 38,711 | 47 | 51 |
| NIGERIA | 17 | 0 | 304 | 0 | U KING | 11,500 | 0 | 37 | 0 |
| OTHERS | 324 | 0 | 2,415 | 0 | OTHERS | 45,439 | 132,178 | 153 | 200 |
| 0991030 FLAVORING SIRUPS, AGENTS, NEC MT | | | | | 1001000 O/CHICKENS, DUCKS, GEESE, ETC | | | | |
| TOTAL | 2,359 | 0 | 6,205 | 0 | TOTAL | 4,999,168 | 6,027,461 | 2,481 | 4,017 |
| CANADA | 140 | 0 | 401 | 0 | CANADA | 4,033,836 | 5,621,514 | 1,571 | 2,895 |
| GUATHAL | 41 | 0 | 344 | 0 | MEXICO | 69,972 | 217,953 | 37 | 309 |
| C RICA | 78 | 0 | 274 | 0 | BAHAMAS | 128,313 | 70,522 | 320 | 436 |
| PANAMA | 151 | 0 | 558 | 0 | VENEZ | 566,405 | 3,226 | 239 | 16 |
| JAMAICA | 160 | 0 | 142 | 0 | OTHERS | 200,642 | 114,246 | 314 | 361 |
| N ANTIL | 66 | 0 | 138 | 0 | 1004120 CATTLE-BEEF, BREEDING MALES | | | | |
| VENEZ | 47 | 0 | 182 | 0 | TOTAL | 6,672 | 5,869 | 5,395 | 6,116 |
| IRAN | 368 | 0 | 764 | 0 | CANADA | 1,208 | 1,475 | 916 | 711 |
| KUWAIT | 386 | 0 | 710 | 0 | MEXICO | 2,056 | 2,128 | 1,277 | 1,852 |
| AUSTRIAL | 74 | 0 | 164 | 0 | GUATHAL | 240 | 172 | 286 | 135 |
| NIGERIA | 17 | 0 | 128 | 0 | C RICA | 44 | 60 | 57 | 170 |
| OTHERS | 831 | 0 | 2,400 | 0 | COLOMB | 113 | 103 | 285 | 161 |
| 0991040 POTATO CHIPS, CORN CHIPS, ETC MT | | | | | 1004140 CATTLE-BEEF, BREEDING FEMALES | | | | |
| TOTAL | 2,122 | 0 | 3,634 | 0 | TOTAL | 8,910 | 7,125 | 7,206 | 6,739 |
| CANADA | 951 | 0 | 1,204 | 0 | CANADA | 1,128 | 1,455 | 499 | 924 |
| BAHAMAS | 114 | 0 | 194 | 0 | MEXICO | 1,107 | 1,933 | 614 | 1,040 |
| KUWAIT | 68 | 0 | 206 | 0 | GUATHAL | 142 | 118 | 74 | 202 |
| ARAB EM | 84 | 0 | 198 | 0 | C RICA | 361 | 125 | 239 | 135 |
| SINGAPR | 103 | 0 | 234 | 0 | COLOMB | 171 | 588 | 193 | 955 |
| JAPAN | 290 | 0 | 377 | 0 | BRAZIL | 198 | 122 | 494 | 247 |
| OTHERS | 512 | 0 | 1,221 | 0 | ARGENT | 302 | 84 | 479 | 93 |
| 0991045 BABY FOODS, NEC | | | | | 1004160 CATTLE-DAIRY, BREEDING MALES | | | | |
| TOTAL | --- | --- | 1,046 | 0 | TOTAL | 2,302 | 1,494 | 3,031 | 2,574 |
| GREECE | --- | --- | 273 | 0 | CANADA | 325 | 283 | 141 | 224 |
| JAPAN | --- | --- | 184 | 0 | MEXICO | 563 | 122 | 234 | 145 |
| LIBYA | --- | --- | 64 | 0 | COLOMB | 412 | 280 | 374 | 369 |
| OTHERS | --- | --- | 525 | 0 | VENEZ | 2 | 138 | 1 | 181 |
| 1000220 CHICKENS, BREEDER STOCK | | | | | 1004180 CATTLE-DAIRY, BREEDING FEMALE | | | | |
| TOTAL | 12,119,970 | 12,542,920 | 24,094 | 31,037 | TOTAL | 33,642 | 37,929 | 32,160 | 45,499 |
| CANADA | 2,626,870 | 3,028,744 | 2,083 | 3,081 | CANADA | 396 | 644 | 197 | 505 |
| MEXICO | 323,509 | 892,649 | 1,509 | 2,898 | MEXICO | 12,042 | 18,743 | 7,911 | 15,364 |
| GUATHAL | 258,289 | 392,322 | 305 | 536 | C RICA | 343 | 213 | 344 | 309 |
| SALVADR | 208,454 | 214,377 | 415 | 416 | COLOMB | 742 | 644 | 697 | 495 |
| DOM REP | 519,588 | 373,380 | 415 | 469 | BRAZIL | 48 | 55 | 115 | 231 |
| COLOMB | 275,101 | 246,839 | 750 | 686 | FR GERM | 26 | 0 | 226 | 0 |
| VENEZ | 438,374 | 437,985 | 1,352 | 1,484 | HUNGARY | 92 | 0 | 271 | 0 |
| ECUADOR | 174,704 | 296,995 | 248 | 433 | ITALY | 24 | 57 | 56 | 151 |
| PERU | 36,997 | 151,945 | 168 | 727 | KOR REP | 51 | 209 | 98 | 212 |
| CHILE | 140,622 | 109,651 | 256 | 169 | JAPAN | 366 | 18 | 914 | 463 |
| BRAZIL | 254,735 | 292,194 | 1,750 | 2,438 | OTHERS | 393 | 332 | 601 | 598 |
| ARGENT | 0 | 59,930 | 0 | 463 | 1004180 CATTLE-DAIRY, BREEDING FEMALE | | | | |
| U KING | 105,562 | 109,875 | 489 | 449 | TOTAL | 33,642 | 37,929 | 32,160 | 45,499 |
| NETHLDS | 199,520 | 159,995 | 349 | 435 | CANADA | 396 | 644 | 197 | 505 |
| FRANCE | 237,129 | 225,047 | 921 | 1,099 | MEXICO | 12,042 | 18,743 | 7,911 | 15,364 |
| HUNGARY | 0 | 99,665 | 0 | 709 | C RICA | 343 | 213 | 344 | 309 |
| SPAIN | 344,634 | 278,440 | 1,675 | 1,354 | COLOMB | 742 | 644 | 697 | 495 |
| ITALY | 430,308 | 234,677 | 779 | 515 | BRAZIL | 48 | 55 | 115 | 231 |
| IRAN | 448,320 | 291,780 | 387 | 545 | FR GERM | 26 | 0 | 226 | 0 |
| ISRAEL | 27,520 | 78,398 | 206 | 619 | HUNGARY | 92 | 0 | 271 | 0 |
| THAILND | 465,938 | 459,307 | 895 | 1,046 | ITALY | 24 | 57 | 56 | 151 |
| MALAYSIA | 206,724 | 184,774 | 252 | 274 | KOR REP | 51 | 209 | 98 | 212 |
| SINGAPR | 226,786 | 302,423 | 328 | 511 | JAPAN | 366 | 18 | 914 | 463 |
| INDONESIA | 272,223 | 136,478 | 719 | 383 | OTHERS | 393 | 332 | 601 | 598 |
| PHIL R | 249,743 | 256,293 | 590 | 797 | 1004180 CATTLE-DAIRY, BREEDING FEMALE | | | | |
| KOR REP | 227,858 | 415,454 | 494 | 1,444 | TOTAL | 33,642 | 37,929 | 32,160 | 45,499 |
| TAIWAN | 450,053 | 391,544 | 720 | 694 | CANADA | 396 | 644 | 197 | 505 |
| JAPAN | 1,650,777 | 1,221,057 | 3,350 | 3,880 | MEXICO | 12,042 | 18,743 | 7,911 | 15,364 |
| OTHERS | 1,324,632 | 1,200,789 | 2,489 | 2,583 | C RICA | 343 | 213 | 344 | 309 |
| | | | | | COLOMB | 742 | 644 | 697 | 495 |

TABLE 11--U.S. AGRICULTURAL EXPORTS: QUANTITY AND VALUE, COMMODITY BY COUNTRY
FISCAL YEARS 1978 AND 1979--CONTINUED

| SCHED. B COUNTRY | QUANTITY | | VALUE | | SCHED. B COUNTRY | QUANTITY | | VALUE | |
|--|----------|--------|------------|------------|---|----------|---------|------------|------------|
| | 1978 | 1979 | 1,000 DOL. | 1,000 DOL. | | 1978 | 1979 | 1,000 DOL. | 1,000 DOL. |
| BRAZIL | 95 | 136 | 224 | 581 | DOM REP | 0 | 804 | 0 | 912 |
| HUNGARY | 262 | 0 | 477 | 0 | LW MW I | 345 | 415 | 388 | 422 |
| ITALY | 70 | 561 | 167 | 1,123 | TRINID | 151 | 306 | 194 | 304 |
| YUGOSLV | 832 | 107 | 1,006 | 95 | N ANTIL | 775 | 852 | 889 | 1,026 |
| IRAN | 9,243 | 1,114 | 9,422 | 1,341 | VENEZ | 17,370 | 18,102 | 18,531 | 19,267 |
| S ARAB | 114 | 689 | 114 | 1,213 | ARGENT | 0 | 692 | 0 | 757 |
| KOR REP | 5,820 | 12,195 | 6,204 | 14,970 | U KING | 112 | 356 | 240 | 926 |
| JAPAN | 762 | 1,195 | 2,130 | 7,249 | IRAQ | 3,934 | 0 | 3,881 | 0 |
| LIBYA | 491 | 0 | 1,100 | 0 | ISRAEL | 1 | 1,208 | 3 | 1,942 |
| OTHERS | 2,430 | 1,689 | 2,167 | 2,256 | KUWAIT | 132 | 130 | 204 | 226 |
| | | | | | S ARAB | 369 | 556 | 532 | 918 |
| | | | | | SINGAPR | 2,390 | 3,119 | 2,398 | 3,549 |
| 1004190 CATTLE NOT FOR BREEDING | | | NO | | HG KONG | 660 | 487 | 680 | 547 |
| TOTAL | 49,267 | 35,513 | 24,351 | 20,255 | JAPAN | 2,514 | 2,412 | 2,953 | 2,859 |
| CANADA | 37,647 | 23,163 | 17,033 | 12,471 | U SAMOA | 170 | 235 | 156 | 177 |
| MEXICO | 697 | 6,812 | 374 | 3,631 | FR P IS | 1,310 | 1,671 | 1,515 | 2,310 |
| IRAN | 1,724 | 452 | 1,000 | 209 | EGYPT | 509 | 588 | 572 | 642 |
| INDIA | 0 | 303 | 0 | 310 | T PAC I | 2,504 | 4,601 | 2,372 | 5,945 |
| KOR REP | 3,261 | 3,231 | 2,202 | 2,289 | CNRY I | 17 | 129 | 14 | 184 |
| JAPAN | 4,431 | 1,223 | 2,968 | 1,220 | NIGERIA | 0 | 0 | 2,106 | 0 |
| OTHERS | 1,307 | 534 | 774 | 125 | OTHERS | 702 | 849 | 986 | 1,140 |
| | | | | | | | | | |
| 1007100 HORSES FOR BREEDING | | | NO | | 1054140 CHICKENS, EX YOUNG, WHOLE, FR, FRZ MT | | | | |
| TOTAL | 20,127 | 1,965 | 27,962 | 49,705 | TOTAL | 11,689 | 10,812 | 14,649 | 12,168 |
| CANADA | 18,668 | 526 | 598 | 1,234 | CANADA | 3,584 | 2,620 | 4,115 | 2,766 |
| DOM REP | 38 | 53 | 59 | 611 | MEXICO | 368 | 792 | 349 | 811 |
| VENEZ | 222 | 251 | 357 | 395 | TRINID | 301 | 679 | 433 | 805 |
| BRAZIL | 40 | 74 | 414 | 1,434 | VENEZ | 1,725 | 136 | 1,972 | 169 |
| SWEDEN | 5 | 3 | 152 | 505 | ISRAEL | 1 | 392 | 1 | 710 |
| U KING | 265 | 228 | 7,108 | 7,258 | SINGAPR | 226 | 673 | 234 | 775 |
| IRELAND | 83 | 70 | 9,265 | 13,718 | HG KONG | 22 | 913 | 22 | 916 |
| FRANCE | 91 | 139 | 4,440 | 15,173 | JAPAN | 2,089 | 2,871 | 4,043 | 3,112 |
| JAPAN | 242 | 153 | 4,073 | 7,309 | FR P IS | 466 | 362 | 567 | 408 |
| OTHERS | 498 | 468 | 1,496 | 2,068 | NIGERIA | 1,826 | 37 | 1,562 | 39 |
| | | | | | OTHERS | 1,081 | 1,337 | 1,351 | 1,657 |
| | | | | | | | | | |
| 1007200 OTHER HORSES, MULES, ASSES, ETC | | | NO | | 1054160 CHICKENS CUT IN PIECES FR, FRZ MT | | | | |
| TOTAL | 22,805 | 27,159 | 12,216 | 16,757 | TOTAL | 99,880 | 109,293 | 90,273 | 117,603 |
| CANADA | 21,077 | 24,540 | 4,960 | 7,126 | CANADA | 3,497 | 4,148 | 3,784 | 4,241 |
| VENEZ | 236 | 22 | 303 | 44 | MEXICO | 1,882 | 3,322 | 1,076 | 2,386 |
| SWEDEN | 29 | 86 | 177 | 1,009 | BERMUDA | 856 | 924 | 1,463 | 1,562 |
| FINLAND | 22 | 40 | 248 | 517 | JAMAICA | 13,582 | 11,600 | 4,939 | 4,303 |
| U KING | 149 | 134 | 2,411 | 2,283 | LW MW I | 7,471 | 8,894 | 5,005 | 6,919 |
| IRELAND | 34 | 24 | 730 | 438 | BARBADO | 1,843 | 1,578 | 1,001 | 1,136 |
| NETHLDS | 28 | 20 | 507 | 241 | TRINIO | 306 | 532 | 310 | 582 |
| FRANCE | 36 | 382 | 1,096 | 1,888 | N ANTIL | 3,427 | 4,418 | 3,948 | 5,544 |
| FR GERM | 112 | 85 | 240 | 458 | U KING | 505 | 457 | 694 | 964 |
| JAPAN | 586 | 482 | 590 | 591 | NETHLDS | 423 | 395 | 431 | 503 |
| OTHERS | 496 | 1,344 | 952 | 2,162 | FR GERM | 579 | 77 | 653 | 90 |
| | | | | | SWITZLD | 443 | 255 | 469 | 281 |
| | | | | | MALTA | 109 | 402 | 131 | 612 |
| | | | | | KUWAIT | 691 | 1,075 | 965 | 1,356 |
| | | | | | S ARAB | 933 | 632 | 1,647 | 1,331 |
| | | | | | ARAB FM | 259 | 122 | 415 | 235 |
| | | | | | SINGAPR | 6,911 | 8,685 | 6,099 | 9,500 |
| | | | | | HG KONG | 18,358 | 14,093 | 14,271 | 12,891 |
| | | | | | JAPAN | 28,628 | 34,913 | 33,293 | 47,284 |
| | | | | | FR P IS | 745 | 917 | 905 | 1,070 |
| | | | | | T PAC I | 344 | 515 | 442 | 633 |
| | | | | | EGYPT | 11 | 1,126 | 36 | 1,529 |
| | | | | | CNRY I | 4,858 | 8,260 | 5,676 | 10,343 |
| | | | | | NIGERIA | 532 | 15 | 460 | 8 |
| | | | | | OTHERS | 2,607 | 1,938 | 2,140 | 2,300 |
| | | | | | | | | | |
| | | | | | 1055120 TURKEYS WHOLE W/WO PTS, FR, FRZ MT | | | | |
| | | | | | TOTAL | 4,264 | 6,440 | 6,369 | 10,433 |
| | | | | | CANADA | 625 | 1,563 | 817 | 2,250 |
| | | | | | PANAMA | 55 | 103 | 87 | 218 |
| | | | | | BERMUDA | 155 | 178 | 234 | 289 |
| | | | | | BAHAMAS | 290 | 232 | 389 | 415 |
| | | | | | TRINIO | 112 | 231 | 156 | 394 |
| | | | | | VENEZ | 190 | 108 | 270 | 182 |
| | | | | | CHILE | 11 | 151 | 17 | 231 |
| | | | | | ARGENT | 0 | 145 | 0 | 226 |
| | | | | | U KING | 74 | 1,079 | 227 | 1,631 |
| | | | | | SWITZLD | 121 | 76 | 230 | 154 |
| | | | | | ITALY | 83 | 111 | 120 | 218 |
| | | | | | GREECE | 97 | 60 | 130 | 92 |
| | | | | | KUWAIT | 124 | 162 | 203 | 246 |
| | | | | | | | | | |
| 1054120 CHICKENS, YOUNG, WHOLE, FR, FRZ MT | | | | | | | | | |
| TOTAL | 46,588 | 50,921 | 49,926 | 56,521 | | | | | |
| CANADA | 4,471 | 3,550 | 5,036 | 4,839 | | | | | |
| MEXICO | 4,411 | 5,551 | 4,128 | 5,626 | | | | | |
| BERMUDA | 273 | 405 | 517 | 717 | | | | | |
| BAHAMAS | 122 | 103 | 172 | 161 | | | | | |
| JAMAICA | 899 | 3,687 | 1,278 | 1,530 | | | | | |
| CAYMAN | 172 | 235 | 181 | 287 | | | | | |

TABLE 11--U.S. AGRICULTURAL EXPORTS: QUANTITY AND VALUE, COMMODITY BY COUNTRY
FISCAL YEARS 1978 AND 1979--CONTINUED

| SCHED-B COUNTRY | QUANTITY | | VALUE | | SCHED-B COUNTRY | QUANTITY | | VALUE | |
|--|----------|--------|---------------|---------------|---|----------|--------|---------------|---------------|
| | 1978 | 1979 | 1,000 DOL. | 1,000 DOL. | | 1978 | 1979 | 1,000 DOL. | 1,000 DOL. |
| S ARAB | 199 | 128 | 480 | 227 | 1061025 BEEF, WITH BONE, FR,C,FRZ | MT | | | |
| ARAB EM | 74 | 56 | 153 | 132 | TOTAL | 5,679 | 6,791 | 20,075 | 28,848 |
| SINGAPR | 215 | 248 | 301 | 369 | CANADA | 730 | 999 | 2,651 | 3,713 |
| HG KONG | 138 | 315 | 283 | 494 | MEXICO | 121 | 133 | 245 | 319 |
| JAPAN | 297 | 600 | 515 | 1,129 | BERMUDA | 122 | 236 | 537 | 1,101 |
| CNRY I | 178 | 141 | 228 | 225 | BAHAMAS | 1,356 | 1,717 | 4,399 | 6,197 |
| NIGERIA | 400 | 0 | 434 | 0 | JAMAICA | 115 | 218 | 397 | 1,200 |
| OTHERS | 826 | 753 | 1,095 | 1,311 | LW WW I | 68 | 125 | 263 | 548 |
| | | | | | TRINID | 41 | 62 | 193 | 349 |
| | | | | | N ANTIL | 124 | 108 | 441 | 425 |
| 1055140 TURKEYS CUT IN PIECES FR,FRZ | MT | | | | NETHLD | 61 | 49 | 312 | 188 |
| TOTAL | 19,668 | 15,840 | 25,472 | 25,831 | FRANCE | 117 | 60 | 385 | 206 |
| CANADA | 805 | 661 | 1,001 | 998 | SWITZLD | 82 | 55 | 639 | 584 |
| BAHAMAS | 187 | 231 | 196 | 262 | IRAN | 107 | 31 | 560 | 194 |
| ARGENT | 0 | 150 | 0 | 265 | KUWAIT | 38 | 100 | 216 | 645 |
| U KING | 1,062 | 1,453 | 3,035 | 4,158 | S ARAB | 558 | 709 | 2,055 | 3,094 |
| NETHLD | 176 | 264 | 196 | 370 | SINGAPR | 87 | 90 | 410 | 421 |
| FR GERM | 9,881 | 8,776 | 13,192 | 13,096 | PHIL P | 38 | 47 | 205 | 337 |
| AUSTRIA | 112 | 140 | 235 | 296 | KOR REP | 55 | 73 | 287 | 399 |
| SWITZLD | 595 | 809 | 854 | 1,296 | HG KONG | 50 | 116 | 217 | 492 |
| ITALY | 180 | 329 | 287 | 623 | TAIWAN | 23 | 60 | 131 | 358 |
| HG KONG | 769 | 323 | 734 | 401 | JAPAN | 1,453 | 1,338 | 4,369 | 6,263 |
| JAPAN | 297 | 639 | 699 | 1,408 | CNRY I | 0 | 102 | 0 | 370 |
| TOGO | 211 | 714 | 177 | 715 | OTHERS | 333 | 363 | 1,163 | 1,437 |
| NIGERIA | 4,119 | 88 | 3,234 | 68 | | | | | |
| OTHERS | 1,244 | 1,263 | 1,632 | 1,877 | 1061060 BEEF, WITHOUT BONE FR,C,FRZ | MT | | | |
| | | | | | TOTAL | 24,678 | 35,554 | 85,442 | 149,612 |
| 1056100 OTHER POULTRY, FRESH, FROZEN | MT | | | | CANADA | 724 | 1,127 | 3,841 | 5,597 |
| TOTAL | 4,469 | 7,271 | 5,088 | 9,183 | MEXICO | 104 | 350 | 298 | 897 |
| CANADA | 567 | 1,034 | 745 | 1,549 | BERMUDA | 269 | 404 | 1,353 | 2,132 |
| BAHAMAS | 67 | 100 | 88 | 186 | BAHAMAS | 163 | 245 | 580 | 927 |
| JAMAICA | 215 | 2 | 103 | 13 | N ANTIL | 158 | 374 | 608 | 1,873 |
| LW WW I | 612 | 141 | 550 | 135 | SWEDEN | 0 | 165 | 3 | 1,909 |
| N ANTIL | 87 | 60 | 120 | 96 | DENMARK | 89 | 140 | 454 | 789 |
| VENEZ | 94 | 99 | 122 | 167 | NETHLD | 257 | 371 | 981 | 1,865 |
| U KING | 30 | 121 | 88 | 303 | FRANCE | 105 | 24 | 260 | 92 |
| FR GERM | 51 | 491 | 83 | 597 | SWITZLD | 125 | 186 | 843 | 1,761 |
| SWITZLD | 58 | 80 | 141 | 174 | S ARAB | 221 | 336 | 898 | 2,073 |
| KUWAIT | 57 | 141 | 102 | 230 | SINGAPR | 63 | 212 | 338 | 1,488 |
| S ARAB | 171 | 174 | 288 | 418 | PHIL P | 86 | 117 | 537 | 928 |
| SINGAPR | 35 | 155 | 98 | 274 | KOR REP | 137 | 427 | 419 | 1,647 |
| HG KONG | 701 | 763 | 896 | 1,122 | HG KONG | 251 | 392 | 1,409 | 2,350 |
| JAPAN | 180 | 380 | 289 | 690 | TAIWAN | 128 | 1,496 | 539 | 3,447 |
| FR P IS | 98 | 118 | 177 | 239 | JAPAN | 20,965 | 28,144 | 69,687 | 116,079 |
| EGYPT | 97 | 1,624 | 78 | 900 | GHANA | 281 | 21 | 349 | 63 |
| TOGO | 781 | 1,187 | 567 | 1,056 | OTHERS | 552 | 1,043 | 2,045 | 4,597 |
| NIGERIA | 298 | 0 | 182 | 0 | | | | | |
| OTHERS | 260 | 597 | 371 | 934 | 1061080 VEAL, FRESH, FRPZEN | MT | | | |
| | | | | | TOTAL | 723 | 1,784 | 1,903 | 4,286 |
| 1057100 POULTRY LIVERS, F, FRZ, SAL? ETC | MT | | | | CANADA | 469 | 1,356 | 1,031 | 2,544 |
| TOTAL | 3,112 | 3,421 | 3,554 | 3,219 | BERMUDA | 23 | 24 | 121 | 140 |
| N ANTIL | 284 | 36 | 252 | 44 | BAHAMAS | 28 | 33 | 149 | 228 |
| FRANCE | 230 | 141 | 187 | 111 | JAPAN | 22 | 49 | 89 | 270 |
| FR GERM | 1,651 | 1,373 | 2,026 | 1,751 | OTHERS | 181 | 322 | 513 | 1,104 |
| SWITZLD | 158 | 0 | 190 | 0 | | | | | |
| EGYPT | 64 | 1,378 | 49 | 809 | 1062500 SHEEP AND LA?B, FR, FROZEN | MT | | | |
| OTHERS | 805 | 493 | 870 | 504 | TOTAL | 851 | 899 | 2,485 | 3,037 |
| | | | | | CANADA | 370 | 63 | 1,031 | 192 |
| 1058100 POULTRY, CANNED OTHERWISE PREP | MT | | | | BERMUDA | 35 | 49 | 183 | 247 |
| TOTAL | 988 | 1,520 | 1,642 | 3,705 | BAHAMAS | 144 | 102 | 468 | 463 |
| CANADA | 144 | 169 | 140 | 234 | N ANTIL | 93 | 47 | 201 | 155 |
| U KING | 50 | 103 | 351 | 505 | U KING | 41 | 78 | 52 | 269 |
| NETHLD | 21 | 33 | 83 | 231 | KOR REP | 4 | 392 | 20 | 1,194 |
| SWITZLD | 21 | 33 | 126 | 244 | OTHERS | 164 | 168 | 530 | 527 |
| SPAIN | 19 | 0 | 126 | 0 | | | | | |
| T PAC I | 35 | 570 | 36 | 1,482 | 1064020 PORK, CARCASSES, FR, FROZEN | MT | | | |
| NIGERIA | 304 | 0 | 270 | 0 | TOTAL | 12,016 | 8,346 | 16,633 | 11,626 |
| OTHERS | 394 | 612 | 510 | 1,809 | CANADA | 10,437 | 5,711 | 13,303 | 6,697 |
| | | | | | MEXICO | 286 | 318 | 310 | 349 |
| 1058300 POULTRY, OTHER EXCND PREP, PRES | MT | | | | KOR REP | 892 | 2,121 | 2,248 | 4,273 |
| TOTAL | 1,483 | 2,871 | 2,993 | 5,876 | JAPAN | 181 | 31 | 409 | 49 |
| CANADA | 1,046 | 1,663 | 2,060 | 3,554 | OTHERS | 220 | 165 | 363 | 258 |
| LW WW I | 98 | 11 | 94 | 12 | | | | | |
| CHILE | 0 | 30 | 0 | 178 | 1064040 PORK, HAMS & SHOULDERS, FR, FRZ | MT | | | |
| U KING | 34 | 3 | 109 | 18 | TOTAL | 15,273 | 10,469 | 30,186 | 25,746 |
| FR GERM | 22 | 748 | 91 | 1,249 | CANADA | 9,314 | 4,101 | 17,314 | 7,608 |
| S ARAB | 25 | 22 | 103 | 55 | PANAMA | 235 | 397 | 294 | 813 |
| HG KONG | 83 | 154 | 104 | 183 | BAHAMAS | 123 | 154 | 262 | 283 |
| OTHERS | 175 | 240 | 432 | 635 | TRINID | 19 | 243 | 40 | 592 |

TABLE 11--U.S. AGRICULTURAL EXPORTS: QUANTITY AND VALUE, COMMODITY BY COUNTRY
FISCAL YEARS 1978 AND 1979--CONTINUED

| SCHED. B COUNTRY | QUANTITY | | VALUE | | SCHED. B COUNTRY | QUANTITY | | VALUE | |
|---|----------|--------|------------|------------|---|----------|--------|------------|------------|
| | 1978 | 1979 | 1978 | 1979 | | 1978 | 1979 | 1978 | 1979 |
| | | | 1,000 DOL. | 1,000 DOL. | | | | 1,000 DOL. | 1,000 DOL. |
| N ANTIL | 118 | 146 | 281 | 316 | F W IND | 410 | 429 | 365 | 376 |
| VENEZ | 2,799 | 959 | 5,125 | 1,982 | VENEZ | 114 | 156 | 194 | 195 |
| KOR REP | 35 | 581 | 76 | 1,013 | DENMARK | 86 | 71 | 250 | -223 |
| JAPAN | 2,120 | 3,475 | 5,738 | 12,272 | U KING | 14,444 | 11,029 | 8,682 | 9,253 |
| OTHERS | 510 | 413 | 1,056 | 867 | NETHLS | 6,904 | 4,064 | 6,297 | 4,848 |
| | | | | | BELGIUM | 360 | 79 | 385 | 153 |
| | | | | | FRANCE | 4,947 | 4,943 | 5,464 | 9,097 |
| | | | | | YUGOSLV | 521 | 483 | 265 | 280 |
| 1064060 PORK, OTHER, FRESH OR FROZEN MT | | | | | ISRAEL | 207 | 144 | 363 | 308 |
| TOTAL | 31,996 | 59,343 | 76,320 | 157,974 | S ARAB | 24 | 246 | 112 | 717 |
| CANADA | 9,224 | 8,780 | 19,095 | 17,701 | KOR REP | 189 | 602 | 117 | 1,069 |
| MEXICO | 5,713 | 10,700 | 3,812 | 1,470 | KG KONG | 94 | 167 | 229 | 354 |
| BAHAMAS | 563 | 754 | 1,016 | 2,408 | TAIWAN | 144 | 5 | 255 | 6 |
| N ANTIL | 379 | 1,061 | 909 | 953 | JAPAN | 12,706 | 17,647 | 34,426 | 56,284 |
| VENEZ | 759 | 431 | 1,668 | 1,007 | OTHERS | 758 | 707 | 1,180 | 1,195 |
| U KING | 241 | 456 | 322 | 570 | | | | | |
| NETHLS | 170 | 351 | 221 | 1,301 | | | | | |
| FRANCE | 182 | 426 | 169 | 0 | 1068800 VEAL, OFFALS, FRESH OR FROZEN MT | | | | |
| S ARAB | 75 | 0 | 370 | 0 | TOTAL | 1,062 | 468 | 1,170 | 661 |
| KOR REP | 1,556 | 5,525 | 3,489 | 11,300 | CANADA | 399 | 22 | 353 | 18 |
| KG KONG | 36 | 199 | 111 | 546 | U KING | 80 | 0 | 62 | 0 |
| JAPAN | 12,305 | 28,969 | 43,649 | 109,639 | BELGIUM | 72 | 1 | 133 | 6 |
| CHRY I | 0 | 667 | 0 | 1,846 | FRANCE | 372 | 248 | 447 | 417 |
| OTHERS | 793 | 1,104 | 1,489 | 2,631 | OTHERS | 139 | 197 | 175 | 220 |
| | | | | | | | | | |
| 1065100 HORSEMEAT, FRESH OR FROZEN MT | | | | | 1069000 SHEEP & LAMB OFFALS, FR, FRZ MT | | | | |
| TOTAL | 40,134 | 55,751 | 67,538 | 104,999 | TOTAL | 3,032 | 3,223 | 4,202 | 5,855 |
| CANADA | 964 | 1,592 | 1,197 | 1,758 | CANADA | 410 | 798 | 732 | 2,132 |
| NETHLS | 9,210 | 11,699 | 12,683 | 19,247 | MEXICO | 153 | 59 | 138 | 100 |
| BELGIUM | 14,280 | 21,370 | 21,955 | 38,293 | VENEZ | 57 | 18 | 125 | 60 |
| FRANCE | 12,202 | 16,732 | 26,482 | 37,199 | U KING | 2,713 | 1,974 | 2,776 | 2,866 |
| SWITZLD | 585 | 951 | 1,548 | 2,988 | NETHLS | 220 | 224 | 143 | 243 |
| ITALY | 660 | 1,573 | 919 | 2,637 | FRANCE | 201 | 60 | 167 | 198 |
| JAPAN | 1,937 | 1,588 | 2,356 | 2,494 | OTHERS | 78 | 90 | 201 | 256 |
| OTHERS | 296 | 246 | 406 | 403 | | | | | |
| | | | | | | | | | |
| 1065200 MEAT, NEC, SMALL GAME, FR, FRZ MT | | | | | 1069200 PORK LIVERS, FRESH OR FROZEN MT | | | | |
| TOTAL | 853 | 672 | 1,651 | 1,587 | TOTAL | 27,118 | 25,142 | 12,494 | 14,015 |
| CANADA | 270 | 110 | 384 | 150 | U KING | 3,069 | 4,410 | 1,653 | 3,180 |
| BERMUDA | 11 | 23 | 48 | 91 | NETHLS | 4,680 | 4,048 | 2,440 | 2,298 |
| N ANTIL | 10 | 39 | 54 | 96 | BELGIUM | 2,884 | 3,704 | 1,603 | 1,958 |
| VENEZ | 105 | 51 | 202 | 113 | FRANCE | 7,116 | 5,888 | 2,957 | 2,598 |
| NETHLS | 0 | 41 | 0 | 90 | FR GERM | 7,591 | 4,439 | 2,016 | 3,127 |
| FRANCE | 124 | 31 | 255 | 95 | OTHERS | 1,778 | 1,453 | 1,025 | 854 |
| S ARAB | 46 | 30 | 236 | 163 | | | | | |
| KG KONG | 186 | 77 | 164 | 119 | 1069500 EDIBLE OFFALS, NEC, FRESH, FRZ MT | | | | |
| JAPAN | 6 | 65 | 6 | 223 | TOTAL | 3,292 | 4,918 | 3,542 | 5,247 |
| OTHERS | 175 | 205 | 302 | 447 | CANADA | 483 | 213 | 520 | 268 |
| | | | | | MEXICO | 454 | 2,161 | 224 | 1,397 |
| | | | | | N ANTIL | 76 | 45 | 114 | 33 |
| | | | | | N KING | 298 | 55 | 226 | 45 |
| | | | | | DENMARK | 24 | 11 | 86 | 10 |
| | | | | | U KING | 330 | 192 | 188 | 243 |
| | | | | | NETHLS | 690 | 1,162 | 786 | 1,598 |
| | | | | | BELGIUM | 92 | 56 | 97 | 64 |
| | | | | | FRANCE | 2,332 | 262 | 117 | 233 |
| | | | | | SPAIN | 214 | 0 | 163 | 0 |
| | | | | | KOR REP, | 0 | 188 | 0 | 194 |
| | | | | | JAPAN | 344 | 293 | 796 | 858 |
| | | | | | OTHERS | 192 | 288 | 221 | 304 |
| | | | | | | | | | |
| | | | | | 1070100 SAUSAGE, CANNED MT | | | | |
| | | | | | TOTAL | 755 | 825 | 1,691 | 1,961 |
| | | | | | CANADA | 71 | 99 | 106 | 211 |
| | | | | | BELIZE | 59 | 69 | 108 | 133 |
| | | | | | BERMUDA | 42 | 54 | 79 | 120 |
| | | | | | BAHAMAS | 16 | 91 | 34 | 176 |
| | | | | | DOM REP | 103 | 2 | 185 | 4 |
| | | | | | N ANTIL | 130 | 120 | 267 | 264 |
| | | | | | VENEZ | 65 | 8 | 203 | 35 |
| | | | | | JAPAN | 70 | 131 | 157 | 323 |
| | | | | | T PAC I | 23 | 67 | 63 | 178 |
| | | | | | OTHERS | 176 | 184 | 497 | 517 |
| | | | | | | | | | |
| | | | | | 1070200 SAUSAGE, NOT CANNED MT | | | | |
| | | | | | TOTAL | 1,962 | 2,332 | 5,431 | 7,360 |
| | | | | | CANADA | 442 | 254 | 1,300 | 901 |
| | | | | | MEXICO | 35 | 125 | 61 | 304 |
| | | | | | C RICA | 37 | 83 | 90 | 207 |
| | | | | | PANAMA | 50 | 98 | 203 | 299 |
| | | | | | BERMUDA | 51 | 50 | 169 | 185 |

TABLE 11--U.S. AGRICULTURAL EXPORTS: QUANTITY AND VALUE, COMMODITY BY COUNTRY
FISCAL YEARS 1978 AND 1979--CONTINUED

| SCHED.8 COUNTRY | QUANTITY | | VALUE | | SCHED.8 COUNTRY | QUANTITY | | VALUE | |
|---------------------------------------|----------|-------|------------|------------|--|----------|------------|------------|--------|
| | 1979 | 1979 | 1978 | 1979 | | 1978 | 1979 | 1978 | 1979 |
| | | | 1,000 DOL. | 1,000 DOL. | | | 1,000 DOL. | 1,000 DOL. | |
| BAHAMAS | 327 | 410 | 816 | | JAMAICA | 94 | 89 | 386 | 547 |
| DOM REP | 148 | 67 | 342 | 1,122 | CAYMAN | 112 | 122 | 356 | 549 |
| N ANTIL | 144 | 173 | 435 | 245 | LW WW I | 124 | 154 | 510 | 784 |
| S ARAB | 31 | 130 | 98 | 641 | BARBAD | 36 | 120 | 168 | 563 |
| SINGAPR | 63 | 106 | 160 | 473 | TRINID | 69 | 68 | 272 | 425 |
| HG KONG | 144 | 153 | 348 | 305 | N ANTIL | 449 | 523 | 1,360 | 2,354 |
| JAPAN | 335 | 411 | 988 | 455 | VENEZ | 209 | 139 | 305 | 138 |
| OTHERS | 155 | 280 | 401 | 1,201 | SWITZLO | 59 | 25 | 532 | 232 |
| | | | | 1,022 | S ARAB | 550 | 947 | 2,183 | 5,756 |
| 1073715 PORK, PREPARED, FRESH, FROZEN | | | MT | | SINGAPR | 78 | 30 | 387 | 161 |
| TOTAL | 9,470 | 8,745 | 19,154 | 19,341 | PHIL R | 58 | 43 | 341 | 268 |
| CANADA | 7,501 | 5,679 | 15,135 | 12,360 | KOR REP | 89 | 172 | 568 | 835 |
| BAHAMAS | 348 | 717 | 721 | 1,715 | HG KONG | 42 | 93 | 242 | 554 |
| VENEZ | 293 | 390 | 652 | 1,111 | TAIWAN | 25 | 69 | 120 | 420 |
| KOR REP | 8 | 625 | 0 | 1,195 | JAPAN | 4,524 | 3,541 | 15,799 | 15,428 |
| JAPAN | 469 | 484 | 1,396 | 1,526 | T PAC I | 82 | 492 | 207 | 1,662 |
| OTHERS | 859 | 930 | 1,272 | 1,434 | OTHERS | 456 | 511 | 1,785 | 2,442 |
| | | | | | | | | | |
| 1073725 PORK, CANNED, PREP, PRES | | | MT | | 1074200 BEEF & VEAL, CANNED, PREP, PRES | | | MT | |
| TOTAL | 2,208 | 1,392 | 7,252 | 4,183 | TOTAL | 1,595 | 1,871 | 2,711 | 3,318 |
| CANADA | 227 | 0 | 485 | 0 | BAHAMAS | 116 | 257 | 158 | 356 |
| BELIZE | 19 | 43 | 46 | 105 | N ANTIL | 102 | 104 | 165 | 234 |
| TRINID | 64 | 26 | 50 | 97 | U KING | 16 | 5 | 181 | 5 |
| N ANTIL | 98 | 87 | 127 | 168 | KOR REP | 494 | 457 | 546 | 459 |
| F W IND | 0 | 72 | 0 | 291 | JAPAN | 86 | 98 | 139 | 249 |
| VENEZ | 1,313 | 445 | 5,203 | 1,732 | T PAC I | 233 | 182 | 522 | 533 |
| DENMARK | 61 | 3 | 161 | 12 | OTHERS | 548 | 768 | 1,000 | 1,482 |
| JAPAN | 69 | 132 | 184 | 372 | | | | | |
| FR P IS | 56 | 55 | 126 | 112 | 1074500 BEEF & VEAL, NEC, PREP, PRES | | | MT | |
| T PAC I | 77 | 138 | 223 | 490 | TOTAL | 802 | 1,433 | 2,366 | 9,156 |
| OTHERS | 264 | 391 | 647 | 844 | CANADA | 113 | 251 | 297 | 757 |
| | | | | | PANAMA | 51 | 54 | 60 | 55 |
| 1073740 BACON, EX CANNED | | | MT | | BERMUDA | 24 | 55 | 84 | 190 |
| TOTAL | 1,871 | 856 | 4,884 | 2,472 | BAHAMAS | 41 | 22 | 102 | 69 |
| CANADA | 1,119 | 34 | 2,501 | 111 | N ANTIL | 64 | 68 | 159 | 201 |
| BERMUDA | 51 | 76 | 127 | 235 | VENEZ | 0 | 160 | 0 | 197 |
| BAHAMAS | 224 | 218 | 580 | 548 | U KING | 24 | 14 | 122 | 167 |
| BARBAD | 72 | 129 | 173 | 279 | FRANCE | 12 | 7 | 69 | 111 |
| N ANTIL | 42 | 63 | 136 | 217 | FR GERM | 36 | 34 | 104 | 90 |
| JAPAN | 47 | 90 | 151 | 419 | S ARAB | 88 | 71 | 345 | 290 |
| OTHERS | 316 | 246 | 806 | 663 | JAPAN | 105 | 844 | 444 | 6,331 |
| | | | | | OTHERS | 244 | 253 | 580 | 698 |
| | | | | | | | | | |
| 1073750 HAMS, SHOULDER, EX CANNED | | | MT | | 1076200 MEAT & OFFALS, PREPARED, FR, FRZ | | | MT | |
| TOTAL | 3,729 | 3,449 | 8,134 | 8,256 | TOTAL | 3,057 | 2,416 | 5,611 | 5,605 |
| CANADA | 2,442 | 1,739 | 5,083 | 3,859 | CANADA | 255 | 12 | 474 | 32 |
| PANAMA | 127 | 39 | 300 | 95 | MEXICO | 29 | 59 | 51 | 126 |
| BERMUDA | 89 | 101 | 209 | 263 | BERMUDA | 126 | 94 | 462 | 373 |
| BAHAMAS | 442 | 433 | 923 | 1,000 | LW WW I | 25 | 54 | 69 | 186 |
| BARBAD | 80 | 78 | 178 | 162 | N ANTIL | 35 | 95 | 32 | 125 |
| N ANTIL | 89 | 112 | 218 | 321 | VENEZ | 738 | 299 | 1,458 | 477 |
| F W IND | 41 | 77 | 92 | 171 | NETHLOS | 173 | 172 | 231 | 137 |
| VENEZ | 166 | 372 | 398 | 978 | SUITZLO | 1 | 36 | 10 | 527 |
| JAPAN | 30 | 139 | 98 | 427 | KUWAIT | 78 | 6 | 196 | 28 |
| OTHERS | 223 | 359 | 643 | 980 | S ARAB | 166 | 308 | 645 | 912 |
| | | | | | ARAB EM | 19 | 8 | 123 | 47 |
| | | | | | JAPAN | 1,120 | 1,241 | 1,341 | 2,381 |
| | | | | | OTHERS | 292 | 142 | 519 | 452 |
| | | | | | | | | | |
| 1073770 PORK, NEC-CURED, EX CANNED | | | MT | | 1076400 MEAT & OFFALS, CANNED, PREP, P | | | MT | |
| TOTAL | 3,419 | 8,372 | 8,549 | 12,800 | TOTAL | 1,290 | 1,709 | 1,893 | 2,520 |
| CANADA | 2,021 | 1,233 | 3,584 | 2,157 | N ANTIL | 18 | 146 | 40 | 374 |
| MEXICO | 148 | 515 | 131 | 523 | VENEZ | 31 | 3 | 96 | 9 |
| GUATMAL | 123 | 255 | 264 | 429 | SWEDEN | 30 | 83 | 60 | 162 |
| BELIZE | 190 | 396 | 189 | 424 | U KING | 57 | 13 | 107 | 33 |
| PANAMA | 433 | 1,099 | 428 | 1,329 | S ARAB | 716 | 856 | 639 | 708 |
| DOM REP | 42 | 116 | 68 | 276 | JAPAN | 45 | 30 | 113 | 54 |
| LW WW I | 319 | 507 | 350 | 625 | T PAC I | 92 | 31 | 180 | 93 |
| BARBAD | 369 | 454 | 338 | 946 | EGYPT | 6 | 63 | 15 | 131 |
| TRINID | 370 | 936 | 315 | 688 | OTHERS | 295 | 484 | 643 | 956 |
| N ANTIL | 363 | 588 | 363 | 2,274 | | | | | |
| VENEZ | 256 | 934 | 666 | 249 | 1121000 WINES OF GRAPES, GRAPE MUST, MLT | | | | |
| NORWAY | 76 | 96 | 202 | 297 | TOTAL | 1,698 | 0 | 1,929 | 0 |
| NETHLOS | 62 | 157 | 156 | 513 | CANADA | 573 | 0 | 501 | 0 |
| JAPAN | 257 | 218 | 685 | 1,642 | BAHAMAS | 141 | 0 | 147 | 0 |
| OTHERS | 390 | 868 | 810 | 2,157 | BARBAD | 118 | 0 | 123 | 0 |
| | | | | | TRINID | 171 | 0 | 207 | 0 |
| | | | | | N ANTIL | 129 | 0 | 134 | 0 |
| | | | | | OTHERS | 566 | 0 | 817 | 0 |
| | | | | | | | | | |
| 1073820 BEEF, PREPARED, FRESH, FROZEN | | | MT | | | | | | |
| TOTAL | 8,312 | 8,954 | 30,188 | 39,794 | | | | | |
| CANADA | 663 | 860 | 2,005 | 2,320 | | | | | |
| MEXICO | 120 | 280 | 302 | 553 | | | | | |
| BERMUDA | 151 | 192 | 690 | 1,005 | | | | | |
| BAHAMAS | 326 | 484 | 1,476 | 2,798 | | | | | |

TABLE 11--U.S. AGRICULTURAL EXPORTS: QUANTITY AND VALUE, COMMODITY BY COUNTRY
FISCAL YEARS 1978 AND 1979--CONTINUED

| SCHED. B COUNTRY | QUANTITY | | VALUE | | SCHED. B COUNTRY | QUANTITY | | VALUE | |
|--|----------|--------|---------------|---------------|--------------------------------------|----------|-------|---------------|---------------|
| | 1978 | 1979 | 1,000 DOL. | 1,000 DOL. | | 1978 | 1979 | 1,000 DOL. | 1,000 DOL. |
| 1150100 MILK & CREAM FRESH OR SOUR | | | | MLT | MOZAMBO | 2,503 | 298 | 2,615 | 106 |
| TOTAL | 5,899 | 9,146 | 3,325 | 6,345 | OTHERS | 1,717 | 1,353 | 2,039 | 949 |
| CANADA | 668 | 258 | 381 | 325 | 1155700 OTHER MILK, CREAM, DRIED | | | 5,388 | 5,228 |
| MEXICO | 2,348 | 4,843 | 1,067 | 2,843 | TOTAL | 4,542 | 4,807 | 238 | 84 |
| BERMUDA | 31 | 30 | 73 | 69 | CANADA | 200 | 53 | 143 | 362 |
| BAHAMAS | 1,189 | 1,423 | 605 | 788 | MEXICO | 370 | 905 | 5 | 111 |
| CAYMAN | 282 | 473 | 128 | 214 | GUAYMAL | 1 | 86 | 279 | 7 |
| HAITI | 107 | 322 | 45 | 234 | COLOMB | 300 | 7 | 232 | 0 |
| PERU | 291 | 23 | 94 | 136 | ARGENT | 226 | 0 | 42 | 177 |
| CHILE | 0 | 347 | 0 | 159 | S ARAB | 42 | 105 | 192 | 70 |
| S ARAB | 474 | 235 | 289 | 267 | INDNSIA | 131 | 60 | 987 | 268 |
| SINGAPR | 24 | 131 | 48 | 589 | PHIL R | 815 | 251 | 17 | 527 |
| HONG KONG | 140 | 284 | 217 | 48 | KOR REP | 11 | 320 | 130 | 70 |
| TAIWAN | 41 | 34 | 75 | 160 | HONG KONG | 49 | 47 | 933 | 1,505 |
| T PAC I | 97 | 195 | 75 | 500 | TAIWAN | 505 | 605 | 710 | 1,070 |
| OTHERS | 207 | 548 | 228 | | JAPAN | 716 | 976 | 533 | 255 |
| 1153000 MILK, CREAM, N/SWEETENED, EVAP | | | | MT | AUSTRAL | 452 | 147 | 0 | 120 |
| TOTAL | 11,479 | 16,229 | 7,348 | 11,456 | NIGERIA | 0 | 21 | 262 | 0 |
| MEXICO | 9,762 | 14,001 | 6,004 | 9,396 | REP SAF | 234 | 0 | 765 | 602 |
| LW MW I | 168 | 284 | 162 | 404 | OTHERS | 490 | 1,224 | | |
| T PAC I | 774 | 1,015 | 598 | 881 | 1163000 MARGARINE, INCLUDING OLEO | | | 3,005 | 3,523 |
| NIGERIA | 252 | 7 | 175 | 3 | TOTAL | 3,278 | 3,544 | 872 | 1,017 |
| OTHERS | 523 | 922 | 409 | 772 | MEXICO | 1,277 | 1,462 | 178 | 225 |
| 1155020 MILK, NONFAT DRY, RELIEF | | | | MT | BERMUDA | 146 | 178 | 265 | 299 |
| TOTAL | 44,445 | 41,238 | 39,811 | 14,687 | BAHAMAS | 256 | 277 | 158 | 142 |
| GUAYMAL | 1,774 | 2,390 | 1,934 | 850 | HAITI | 142 | 126 | 327 | 323 |
| SALVADR | 637 | 661 | 629 | 233 | N ANTIL | 250 | 258 | 163 | 154 |
| HONDURA | 841 | 603 | 603 | 216 | S ARAB | 98 | 89 | 268 | 416 |
| PANAMA | 280 | 967 | 881 | 344 | JAPAN | 344 | 462 | 0 | 202 |
| HAITI | 2,276 | 1,986 | 2,510 | 701 | LIBYA | 0 | 91 | 774 | 745 |
| DOM REP | 219 | 521 | 162 | 168 | OTHERS | 765 | 601 | | |
| BOLIVIA | 2,114 | 1,614 | 1,003 | 523 | 1171700 CHEESE, CHEDDAR | | | 1,535 | 2,973 |
| CHILE | 255 | 1,566 | 135 | 506 | TOTAL | 416 | 790 | 1,053 | 1,044 |
| SYRIA | 408 | 1,624 | 144 | 543 | CANADA | 234 | 183 | 82 | 396 |
| ISRAEL | 347 | 189 | 445 | 67 | VENEZ | 34 | 125 | 82 | 74 |
| JORDAN | 650 | 208 | 1,048 | 77 | BAHRAIN | 12 | 25 | 92 | 1,068 |
| INDIA | 6,966 | 3,716 | 6,801 | 1,310 | JAPAN | 35 | 284 | 226 | 391 |
| PAKISTN | 63 | 472 | 7 | 167 | OTHERS | 101 | 173 | | |
| INDNSIA | 2,146 | 2,576 | 796 | 908 | 1178200 CHEESE, AMERICAN, EX CHEDDAR | | | 2,928 | 3,887 |
| PHIL R | 3,207 | 1,922 | 4,297 | 684 | TOTAL | 1,024 | 1,271 | 958 | 1,334 |
| T PAC I | 48 | 190 | 77 | 350 | CANADA | 302 | 385 | 106 | 235 |
| MOROCC | 5,315 | 845 | 3,991 | 355 | MEXICO | 65 | 95 | 214 | 331 |
| TUNISIA | 671 | 900 | 709 | 265 | PANAMA | 77 | 102 | 262 | 227 |
| EGYPT | 109 | 1,908 | 154 | 673 | BAHAMAS | 102 | 102 | 172 | 208 |
| SUDAN | 472 | 563 | 381 | 199 | DOM REP | 57 | 60 | 174 | 194 |
| MAURITN | 486 | 265 | 419 | 93 | N ANTIL | 66 | 64 | 1,042 | 1,358 |
| CAMROON | 352 | 537 | 252 | 196 | OTHERS | 355 | 444 | | |
| SENEGAL | 20 | 594 | 32 | 205 | 1178600 CHEESES, EX CHEDDAR O/AM | | | 6,361 | 8,713 |
| GHANA | 399 | 186 | 493 | 74 | TOTAL | 2,157 | 2,951 | 1,232 | 1,724 |
| U VOLTA | 6,185 | 6,179 | 7,174 | 2,180 | CANADA | 490 | 762 | 183 | 258 |
| ZAIRE | 32 | 1,536 | 9 | 689 | MEXICO | 100 | 120 | 583 | 613 |
| BURUNDI | 413 | 819 | 414 | 302 | PANAMA | 210 | 207 | 227 | 384 |
| RWANDA | 508 | 313 | 492 | 110 | BERMUDA | 81 | 132 | 417 | 548 |
| NOZAHBQ | 454 | 156 | 424 | 55 | BAHAMAS | 158 | 193 | 169 | 75 |
| LESOTHO | 928 | 1,002 | 964 | 380 | TRINID | 51 | 20 | 228 | 313 |
| OTHERS | 5,374 | 4,202 | 1,988 | 1,284 | N ANTIL | 81 | 120 | 285 | 299 |
| 1155040 MILK, NONFAT DRY, NOT RELIEF | | | | MT | VENEZ | 90 | 41 | 184 | 131 |
| TOTAL | 40,925 | 30,729 | 31,772 | 12,698 | S ARAB | 62 | 78 | 181 | 271 |
| CANADA | 203 | 225 | 197 | 182 | HONG KONG | 60 | 687 | 1,772 | 2,584 |
| MEXICO | 17,149 | 12,915 | 7,362 | 5,568 | JAPAN | 477 | 900 | | 1,513 |
| SALVADR | 18 | 536 | 13 | 192 | OTHERS | 297 | | | |
| NICARAG | 0 | 2,109 | 0 | 753 | 1181200 INFANTS DIETARY SUPPLEMENTS | | | 7,569 | 9,296 |
| PERU | 1,057 | 2,208 | 564 | 786 | TOTAL | 2,758 | 3,326 | 450 | 1,366 |
| NETHLDN | 0 | 843 | 0 | 304 | CANADA | 187 | 367 | 168 | 2 |
| LEBANON | 1,135 | 0 | 1,784 | 0 | MEXICO | 210 | 1 | 149 | 213 |
| AFGHAN | 572 | 500 | 915 | 176 | PANAMA | 64 | 136 | 186 | 193 |
| INDIA | 9,625 | 7,826 | 8,152 | 2,777 | DOM REP | 50 | 107 | 564 | 253 |
| PAKISTN | 0 | 470 | 0 | 174 | VENEZ | 191 | 83 | 230 | 356 |
| NEPAL | 68 | 728 | 24 | 257 | ECUADOR | 56 | 101 | 615 | 550 |
| BNGLDNH | 210 | 630 | 327 | 222 | PERU | 242 | 217 | 18 | 204 |
| INDNSIA | 827 | 18 | 366 | 40 | BOLIVIA | 11 | 62 | 162 | 94 |
| PHIL R | 33 | 70 | 123 | 212 | URUGUAY | 55 | 31 | 37 | 205 |
| ALGERIA | 403 | 0 | 651 | 0 | FRANCE | 10 | 44 | | |
| EGYPT | 337 | 0 | 536 | 0 | | | | | |
| SUDAN | 2,577 | 0 | 2,410 | 0 | | | | | |
| SOMALIA | 2,471 | 0 | 3,694 | 0 | | | | | |

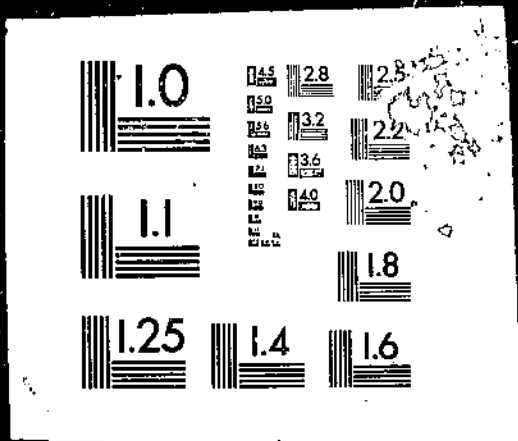
TABLE 11 --U.S. AGRICULTURAL EXPORTS: QUANTITY AND VALUE, COMMODITY BY COUNTRY
FISCAL YEARS 1978 AND 1979--CONTINUED

| SCHED-B COUNTRY | QUANTITY | | VALUE | | SCHED-B COUNTRY | QUANTITY | | VALUE | |
|--------------------------------------|------------|------------|--------------------|--------------------|------------------------------------|------------|------------|--------------------|--------------------|
| | 1978 | 1979 | 1978 1,000 DOL. | 1979 1,000 DOL. | | 1978 | 1979 | 1978 1,000 DOL. | 1979 1,000 DOL. |
| POLAND | 15 | 26 | 75 | | 1197020 OTHER EGG ALBUMEN | | | | MT |
| IRAN | 82 | 3 | 254 | 224 | TOTAL | 1,835 | 1,275 | 2,941 | 1,746 |
| HONG KONG | 436 | 663 | 1,068 | 16 | CANADA | 28 | 61 | 62 | 123 |
| TAIWAN | 501 | 600 | 1,524 | 1,709 | U KING | 81 | 6 | 414 | 36 |
| AUSTRAL | 15 | 159 | 30 | 1,649 | FR GERM | 147 | 3 | 810 | 20 |
| TANZANIA | 83 | 0 | 250 | 201 | GREECE | 78 | 104 | 425 | 626 |
| OTHERS | 550 | 726 | 1,791 | 2,061 | JAPAN | 1,493 | 1,079 | 1,168 | 863 |
| | | | | | OTHERS | 16 | 22 | 62 | 76 |
| 1181700 OTHER DRIED MILK PRODUCTS MT | | | | | | | | | |
| TOTAL | 1,282 | 1,111 | 1,828 | 2,544 | 1197040 OTHER EGGS | | | | MT |
| CANADA | 103 | 242 | 125 | 287 | TOTAL | 9,653 | 4,281 | 10,385 | 5,314 |
| VENEZ | 37 | 136 | 92 | 341 | CANADA | 224 | 503 | 322 | 646 |
| BRAZIL | 0 | 184 | 1 | 369 | MEXICO | 3 | 269 | 5 | 266 |
| U KING | 89 | 76 | 91 | 277 | VENEZ | 170 | 162 | 282 | 237 |
| SWITZLD | 58 | 66 | 172 | 176 | JAPAN | 9,046 | 3,184 | 9,454 | 3,938 |
| IRAN | 57 | 1 | 146 | 4 | OTHERS | 210 | 163 | 322 | 227 |
| PHIL P | 84 | 55 | 228 | 192 | | | | | |
| KOR REP | 510 | 0 | 199 | 0 | 1201400 HIDES CATTLE-WHOLE | | | | NO |
| JAPAN | 27 | 53 | 87 | 183 | TOTAL | 23,667,153 | 24,039,425 | 548,913 | 683,177 |
| OTHERS | 347 | 298 | 687 | 715 | CANADA | 902,357 | 1,249,957 | 18,579 | 35,165 |
| | | | | | MEXICO | 2,067,851 | 2,360,642 | 44,280 | 84,690 |
| 1195100 EGGS-SHELL FOR HATCHING DOZ | | | | | | | | | |
| TOTAL | 19,052,489 | 21,561,955 | 28,070 | 34,633 | NETHLS | 197,820 | 230,314 | 2,655 | 6,173 |
| CANADA | 8,964,541 | 9,172,680 | 12,573 | 14,310 | FRANCE | 481,680 | 648,946 | 11,840 | 23,045 |
| MEXICO | 39,807 | 562,252 | 47 | 763 | FR GERM | 354,426 | 397,889 | 7,511 | 13,535 |
| HONDURA | 177,270 | 298,916 | 237 | 438 | CZECHO | 570,104 | 566,180 | 12,092 | 23,513 |
| NICARAG | 503,878 | 373,394 | 576 | 518 | HUNGARY | 158,223 | 187,788 | 3,174 | 6,230 |
| C RICA | 110,959 | 403,445 | 129 | 533 | POLAND | 327,537 | 483,882 | 6,642 | 17,817 |
| JAMAICA | 3,093,557 | 2,787,552 | 4,032 | 3,801 | U.S.S.R | 287,006 | 24,291 | 7,862 | 818 |
| DOM REP | 428,465 | 721,665 | 549 | 1,027 | SPAIN | 827,904 | 926,846 | 17,418 | 32,866 |
| BARBADO | 365,769 | 484,226 | 449 | 636 | PORTUGL | 100,284 | 155,822 | 2,189 | 5,049 |
| TRINID | 2,441,335 | 3,036,249 | 3,108 | 3,989 | ITALY | 1,104,493 | 1,711,663 | 23,763 | 51,043 |
| VENEZ | 560,613 | 670,027 | 674 | 1,044 | YUGOSLV | 451,200 | 658,087 | 6,367 | 12,012 |
| GUYANA | 79,455 | 973,230 | 1,055 | 1,431 | GREECE | 106,066 | 137,073 | 2,504 | 5,414 |
| SURINAM | 45,768 | 494,690 | 595 | 703 | ROMANIA | 1,558,453 | 1,606,510 | 33,170 | 67,761 |
| ARGENT | 43,082 | 290,682 | 761 | 1,062 | IRAN | 134,712 | 30,146 | 3,107 | 901 |
| NETHLS | 90,161 | 92,306 | 367 | 396 | KOR REP | 3,621,563 | 2,901,363 | 97,246 | 125,361 |
| FR GERM | 109,180 | 153,710 | 595 | 695 | HONG KONG | 121,636 | 84,755 | 2,385 | 2,630 |
| ITALY | 172,062 | 190,225 | 956 | 1,497 | TAIWAN | 958,622 | 906,045 | 20,592 | 29,891 |
| OTHERS | 707,087 | 856,626 | 1,367 | 1,790 | JAPAN | 8,800,310 | 8,334,284 | 212,987 | 325,026 |
| | | | | | OTHERS | 634,906 | 436,942 | 12,550 | 14,221 |
| 1195300 OTHER EGGS-SHELL DOZ | | | | | | | | | |
| TOTAL | 32,174,287 | 16,583,402 | 19,180 | 11,061 | 1201720 SKINS CALF-WHOLE | | | | NO |
| CANADA | 3,045,376 | 4,426,468 | 1,790 | 2,872 | TOTAL | 1,599,408 | 2,079,938 | 12,023 | 23,133 |
| MEXICO | 552,279 | 545,408 | 403 | 479 | CANADA | 459,601 | 353,388 | 2,159 | 2,142 |
| BERNUDA | 703,560 | 640,773 | 427 | 479 | MEXICO | 236,393 | 233,454 | 1,469 | 3,058 |
| VENEZ | 6,890,591 | 52,746 | 4,042 | 411 | NETHLS | 49,205 | 59,437 | 344 | 718 |
| IRAN | 1,179,867 | 157,996 | 588 | 122 | FR GERM | 8,767 | 107,402 | 105 | 769 |
| KUWAIT | 2,400,000 | 0 | 1,810 | 95 | CZECHO | 0 | 51,164 | 0 | 319 |
| S ARAB | 358,427 | 691,586 | 283 | 598 | SPAIN | 28,043 | 6,912 | 171 | 108 |
| ARAB EM | 2,935,935 | 1,279,903 | 1,643 | 665 | ITALY | 224,966 | 381,832 | 2,103 | 3,851 |
| YEMEN S | 1,004,280 | 0 | 420 | 0 | KOR REP | 48,004 | 11,943 | 376 | 172 |
| OMAN | 1,133,548 | 0 | 1,172 | 0 | JAPAN | 583,848 | 811,685 | 5,027 | 11,553 |
| HONG KONG | 10,690,654 | 7,489,800 | 6,299 | 4,505 | OTHERS | 40,579 | 62,511 | 269 | 443 |
| OTHERS | 1,280,770 | 1,298,722 | 1,103 | 1,314 | | | | | |
| 1196520 EGG ALBUMEN-DRIED MT | | | | | | | | | |
| TOTAL | 1,455 | 1,664 | 5,160 | 6,866 | 1201740 SKINS KIP-WHOLE | | | | NO |
| U KING | 169 | 100 | 843 | 624 | TOTAL | 232,359 | 399,998 | 3,949 | 9,042 |
| FR GERM | 69 | 212 | 441 | 1,492 | CANADA | 18,257 | 37,275 | 205 | 420 |
| SWITZLD | 19 | 36 | 82 | 235 | MEXICO | 30,035 | 97,831 | 431 | 2,142 |
| JAPAN | 1,142 | 1,225 | 3,437 | 3,941 | VENEZ | 19,847 | 0 | 517 | 0 |
| EGYPT | 24 | 3 | 111 | 15 | SWEDEN | 0 | 6,802 | 0 | 185 |
| OTHERS | 42 | 88 | 240 | 559 | NETHLS | 20,309 | 3,060 | 327 | 94 |
| | | | | | BELGIUM | 10,466 | 0 | 155 | 0 |
| 1196540 OTHER EGGS-DRIED MT | | | | | | | | | |
| TOTAL | 1,498 | 1,622 | 6,767 | 7,827 | FRANCE | 267 | 11,078 | 2 | 225 |
| MEXICO | 253 | 132 | 860 | 494 | HUNGARY | 29,392 | 15,503 | 489 | 347 |
| DENMARK | 10 | 28 | 63 | 179 | SPAIN | 4,480 | 165 | 84 | 1 |
| U KING | 127 | 51 | 719 | 340 | ITALY | 29,642 | 79,156 | 527 | 1,785 |
| NETHLS | 36 | 39 | 187 | 187 | KOR REP | 4,037 | 7,267 | 76 | 203 |
| FR GERM | 101 | 149 | 560 | 964 | TAIWAN | 4,670 | 2,947 | 81 | 44 |
| AUSTRIA | 34 | 55 | 269 | 362 | JAPAN | 55,601 | 130,570 | 1,182 | 3,415 |
| SWITZLD | 198 | 146 | 1,112 | 743 | OTHERS | 5,356 | 8,344 | 71 | 181 |
| ITALY | 72 | 0 | 373 | 0 | | | | | |
| GREECE | 30 | 30 | 170 | 207 | 1201755 HIDES CATTLE, EXCEPT WHOLE | | | | NO |
| IRAN | 29 | 0 | 174 | 2 | TOTAL | 211,622 | 569,891 | 2,628 | 11,272 |
| JAPAN | 444 | 600 | 1,749 | 2,856 | CANADA | 53,437 | 49,020 | 548 | 768 |
| T PAC I | 78 | 155 | 100 | 498 | MEXICO | 5,681 | 5,952 | 60 | 72 |
| OTHERS | 106 | 237 | 431 | 1,003 | NETHLS | 3,028 | 58,953 | 64 | 979 |
| | | | | | FRANCE | 9,905 | 47,339 | 201 | 1,076 |
| | | | | | FR GERM | 10,849 | 10,846 | 99 | 473 |
| | | | | | SPAIN | 13,183 | 47,118 | 222 | 1,301 |

PB83-148874

U.S. FOREIGN AGRICULTURAL TRADE STATISTICAL REPORT, FISCAL YEAR 1979
9. ECONOMIC RESEARCH SERVICE, WASHINGTON, DC. INTERNATIONAL ECONO
MICS DIV. SEP 80 303P

2 OF 4
PB 83
148874



168

TABLE 11--U.S. AGRICULTURAL EXPORTS: QUANTITY AND VALUE, COMMODITY BY COUNTRY
FISCAL YEARS 1978 AND 1979--CONTINUED

| SCHED.B COUNTRY | QUANTITY | | VALUE | | : | SCHED.B COUNTRY | QUANTITY | | VALUE | |
|--------------------------------------|-----------|-----------|---------------|---------------|---|-----------------------------------|-----------|-----------|---------------|---------------|
| | 1978 | 1979 | 1,000 DOL. | 1,000 DOL. | | | 1978 | 1979 | 1,000 DOL. | 1,000 DOL. |
| PORTUGL | 2,950 | 14,777 | 60 | 281 | : | 1241525 MINK | | | | NO |
| ITALY | 14,168 | 179,555 | 167 | 2,129 | : | TOTAL | 1,568,049 | 1,931,048 | 35,128 | 63,802 |
| YUGOSLV | 0 | 23,937 | 0 | 892 | : | CANADA | 272,733 | 313,214 | 6,026 | 11,452 |
| PHIL R | 2,664 | 2,188 | 57 | 59 | : | SWEDEN | 10,465 | 0 | 130 | 0 |
| KOR REP | 54,509 | 43,133 | 459 | 873 | : | DENMARK | 14,652 | 8,610 | 284 | 252 |
| TAIWAN | 17,681 | 34,845 | 315 | 1,292 | : | U KING | 571,717 | 640,383 | 9,600 | 17,103 |
| JAPAN | 5,917 | 22,251 | 135 | 416 | : | BELGIUM | 11,409 | 9,899 | 355 | 461 |
| ALGERIA | 4,104 | 0 | 86 | 0 | : | FRANCE | 87,215 | 112,621 | 2,923 | 4,113 |
| OTHERS | 13,546 | 29,977 | 185 | 661 | : | FR GERM | 164,399 | 217,168 | 3,755 | 8,393 |
| 1201765 OTHER HIDES, EXCEPT WHOLE | | | MT | | : | AUSTRIA | 11,739 | 3,643 | 245 | 81 |
| TOTAL | 14,450 | 19,887 | 10,118 | 16,299 | : | SWITZLD | 214,879 | 299,481 | 6,576 | 10,164 |
| CANADA | 3,357 | 4,534 | 1,133 | 1,167 | : | SPAIN | 7,290 | 11,507 | 180 | 264 |
| MEXICO | 1,902 | 2,702 | 1,017 | 1,513 | : | ITALY | 117,611 | 173,940 | 3,494 | 7,493 |
| NETHLOS | 269 | 758 | 104 | 1,513 | : | MG KONG | 17,164 | 19,406 | 413 | 772 |
| ITALY | 586 | 1,029 | 291 | 1,864 | : | JAPAN | 21,066 | 43,823 | 536 | 2,154 |
| YUGOSLV | 0 | 690 | 0 | 1,312 | : | AUSTRAL | 38,042 | 64,006 | 445 | 1,070 |
| KOR REP | 3,432 | 4,285 | 3,609 | 410 | : | OTHERS | 7,668 | 13,347 | 196 | 330 |
| MG KONG | 911 | 525 | 373 | 5,771 | : | 1241527 MUSKRAT | | | | NO |
| TAIWAN | 2,021 | 842 | 1,895 | 1,127 | : | TOTAL | 5,404,981 | 6,687,797 | 26,703 | 36,278 |
| JAPAN | 940 | 1,933 | 989 | 2,619 | : | CANADA | 1,265,565 | 1,381,598 | 6,445 | 6,421 |
| OTHERS | 1,032 | 2,589 | 706 | 1,132 | : | SWEDEN | 209,264 | 236,193 | 729 | 1,206 |
| 1202022 SKINS-SHEEP, LAMB, W/O WOOL | | | NO | | : | FINLAND | 75,317 | 130,637 | 406 | 786 |
| TOTAL | 1,046,901 | 2,318,418 | 5,696 | 11,921 | : | DENMARK | 239,300 | 174,995 | 1,175 | 775 |
| CANADA | 84,620 | 47,455 | 481 | 232 | : | U KING | 1,120,567 | 1,578,902 | 5,686 | 8,056 |
| BRAZIL | 91,000 | 25,644 | 312 | 166 | : | FR GERM | 2,203,055 | 2,753,263 | 10,767 | 16,517 |
| URUGUAY | 12,000 | 453,872 | 67 | 1,724 | : | CZECHO | 46,145 | 175,727 | 265 | 972 |
| SWEDEN | 48,075 | 45,133 | 421 | 408 | : | SWITZLD | 65,667 | 67,003 | 370 | 389 |
| U KING | 41,077 | 189,256 | 227 | 1,196 | : | OTHERS | 179,101 | 189,479 | 860 | 1,156 |
| NETHLOS | 20,000 | 584 | 197 | 3 | : | 1241528 NUTRIA | | | | NO |
| FRANCE | 46,371 | 102,561 | 329 | 548 | : | TOTAL | 1,356,972 | 1,523,505 | 9,303 | 9,633 |
| FR GERM | 70,987 | 56,130 | 690 | 416 | : | URUGUAY | 55,746 | 0 | 198 | 0 |
| AUSTRIA | 12,768 | 38,984 | 34 | 314 | : | SWEDEN | 116,804 | 250,111 | 796 | 1,309 |
| SWITZLD | 5,740 | 57,848 | 33 | 318 | : | FINLAND | 60,292 | 81,682 | 192 | 343 |
| POLAND | 154,865 | 262,216 | 1,147 | 2,482 | : | DENMARK | 15,641 | 49,557 | 122 | 232 |
| ITALY | 365,526 | 717,793 | 876 | 2,183 | : | U KING | 46,087 | 75,755 | 274 | 426 |
| ISRAEL | 12,492 | 94,919 | 49 | 726 | : | FR GERM | 773,027 | 695,906 | 5,558 | 4,862 |
| KOR REP | 46,566 | 124,375 | 420 | 687 | : | AUSTRIA | 43,934 | 25,779 | 367 | 186 |
| JAPAN | 19,771 | 0 | 153 | 0 | : | HUNGARY | 28,638 | 48,022 | 223 | 276 |
| OTHERS | 55,043 | 101,728 | 260 | 518 | : | SWITZLD | 79,643 | 135,478 | 702 | 936 |
| 1202044 HIDES-EQUINE | | | MT | | : | SPAIN | 12,702 | 41,095 | 113 | 276 |
| TOTAL | 3,312 | 3,983 | 2,789 | 4,063 | : | ITALY | 71,853 | 57,780 | 420 | 388 |
| CANADA | 502 | 891 | 252 | 448 | : | OTHERS | 52,605 | 62,340 | 420 | 399 |
| MEXICO | 498 | 960 | 224 | 720 | : | 1260120 SEED-ALFALFA, UNCERTIFIED | | | | MT |
| JAPAN | 2,068 | 1,680 | 2,077 | 2,607 | : | TOTAL | 2,276 | 2,245 | 5,197 | 5,534 |
| OTHERS | 244 | 452 | 236 | 296 | : | CANADA | 522 | 711 | 1,339 | 1,664 |
| 1230000 SKINS-SHEEP, LAMB, WITH WOOL | | | NO | | : | MEXICO | 477 | 400 | 926 | 1,020 |
| TOTAL | 1,132,036 | 1,012,339 | 8,316 | 7,701 | : | SWEDEN | 85 | 38 | 259 | 60 |
| CANADA | 183,245 | 210,784 | 1,290 | 1,824 | : | FR GERM | 1 | 48 | 2 | 146 |
| BRAZIL | 35,585 | 26,500 | 207 | 173 | : | POLAND | 0 | 211 | 0 | 298 |
| URUGUAY | 67,100 | 147,450 | 385 | 173 | : | ITALY | 573 | 431 | 1,033 | 1,084 |
| U KING | 266,807 | 130,976 | 1,880 | 914 | : | AUSTRAL | 243 | 148 | 761 | 634 |
| FRANCE | 3,440 | 83,681 | 25 | 1,089 | : | ALGERIA | 128 | 0 | 271 | 0 |
| FR GERM | 92,314 | 14,628 | 855 | 605 | : | OTHERS | 255 | 258 | 606 | 708 |
| AUSTRIA | 180 | 38,600 | 3 | 173 | : | 1260140 SEED-ALFALFA, CERTIFIED | | | | MT |
| HUNGARY | 78,227 | 61,820 | 703 | 475 | : | TOTAL | 4,903 | 3,531 | 12,246 | 10,357 |
| SWITZLD | 9,870 | 14,608 | 78 | 239 | : | CANADA | 1,186 | 1,317 | 3,593 | 3,980 |
| POLAND | 232,017 | 16,260 | 1,751 | 151 | : | MEXICO | 1,225 | 917 | 2,454 | 2,351 |
| ITALY | 48,822 | 43,214 | 218 | 258 | : | CHILE | 67 | 109 | 172 | 386 |
| JAPAN | 51,262 | 144,034 | 531 | 990 | : | FRANCE | 150 | 20 | 286 | 44 |
| OTHERS | 63,167 | 79,784 | 390 | 406 | : | FR GERM | 516 | 56 | 1,296 | 138 |
| 1241511 FOX | | | NO | | : | POLAND | 182 | 67 | 415 | 180 |
| TOTAL | 545,609 | 730,835 | 21,434 | 36,366 | : | ITALY | 734 | 397 | 1,493 | 952 |
| CANADA | 58,449 | 168,746 | 2,076 | 6,901 | : | PAN | 182 | 0 | 552 | 0 |
| DENMARK | 33,060 | 61,985 | 1,372 | 2,786 | : | AUSTRAL | 321 | 298 | 1,001 | 1,107 |
| U KING | 33,274 | 66,578 | 1,436 | 3,703 | : | N ZEAL | 44 | 90 | 180 | 378 |
| FRANCE | 11,099 | 25,192 | 614 | 1,550 | : | OTHERS | 292 | 260 | 804 | 841 |
| FR GERM | 251,048 | 239,459 | 9,224 | 13,049 | : | 1260300 SEED-BEET, SUGAR | | | | MT |
| AUSTRIA | 14,328 | 11,447 | 546 | 505 | : | TOTAL | 489 | 246 | 1,858 | 627 |
| SWITZLD | 46,213 | 34,029 | 2,025 | 2,158 | : | CANADA | 42 | 14 | 556 | 132 |
| SPAIN | 20,406 | 42,313 | 937 | 1,822 | : | SWEDEN | 219 | 57 | 257 | 64 |
| ITALY | 44,595 | 34,367 | 1,866 | 1,527 | : | U KING | 67 | 0 | 286 | 0 |
| JAPAN | 14,217 | 23,408 | 917 | 1,616 | : | FRANCE | 16 | 0 | 110 | 0 |
| OTHERS | 18,920 | 22,911 | 421 | 749 | : | FR GERM | 0 | 133 | 0 | 341 |
| | | | | | : | OTHERS | 145 | 47 | 649 | 90 |

TABLE 15-U.S. AGRICULTURAL EXPORTS: QUANTITY AND VALUE, COMMODITY BY COUNTRY
FISCAL YEARS 1978 AND 1979--CONTINUED

| SCHD.B COUNTRY | QUANTITY | | VALUE | | : | SCHD.B COUNTRY | QUANTITY | | VALUE | |
|--------------------------------------|----------|-------|------------|------------|----|-----------------------------------|----------|--------|------------|------------|
| | 1978 | 1979 | 1,000 DOL. | 1,000 DOL. | | | 1978 | 1979 | 1,000 DOL. | 1,000 DOL. |
| 1260700 SEED-BENT GRASS | | | | | MT | 1263660 SEED-FESCUE, OTHER | | | | |
| TOTAL | 2,072 | 1,753 | 3,304 | 4,258 | : | TOTAL | 1,897 | 3,284 | 2,324 | 5,111 |
| CANADA | 157 | 186 | 255 | 468 | : | CANADA | 194 | 260 | 215 | 371 |
| U KING | 247 | 368 | 369 | 614 | : | BRAZIL | 51 | 60 | 57 | 32 |
| NETHLD | 302 | 153 | 444 | 350 | : | SWEDEN | 41 | 157 | 59 | 256 |
| FRANCE | 218 | 183 | 280 | 466 | : | NORWAY | 12 | 160 | 7 | 262 |
| FR GERM | 357 | 195 | 507 | 451 | : | U KING | 374 | 797 | 485 | 1,375 |
| ITALY | 162 | 109 | 233 | 230 | : | NETHLD | 319 | 707 | 424 | 1,138 |
| JAPAN | 185 | 155 | 365 | 487 | : | FR GERM | 92 | 274 | 131 | 466 |
| AUSTRAL | 112 | 124 | 276 | 378 | : | ITALY | 38 | 69 | 50 | 54 |
| OTHERS | 352 | 310 | 575 | 794 | : | JAPAN | 341 | 248 | 325 | 303 |
| 1260900 SEED-BLUEGRASS, KENTUCKY | | | | | MT | 1265700 MILLET | | | | |
| TOTAL | 1,754 | 2,828 | 3,203 | 4,705 | : | TOTAL | 16,195 | 18,410 | 2,555 | 3,157 |
| CANADA | 1,240 | 1,831 | 2,262 | 2,484 | : | CANADA | 3,052 | 4,194 | 430 | 574 |
| SWEDEN | 77 | 132 | 151 | 252 | : | U KING | 2,883 | 2,936 | 493 | 678 |
| FR GERM | 46 | 214 | 88 | 320 | : | NETHLD | 1,250 | 2,381 | 116 | 394 |
| JAPAN | 187 | 228 | 340 | 431 | : | FR GERM | 1,903 | 4,458 | 223 | 591 |
| AUSTRAL | 128 | 225 | 271 | 412 | : | TAIWAN | 866 | 460 | 175 | 88 |
| OTHERS | 76 | 498 | 91 | 806 | : | JAPAN | 4,296 | 1,821 | 781 | 374 |
| 1261700 SEED-CARROT | | | | | MT | 1266100 SEED-ONION | | | | |
| TOTAL | 336 | 374 | 1,676 | 1,643 | : | TOTAL | 318 | 287 | 4,823 | 5,400 |
| CANADA | 49 | 50 | 298 | 246 | : | CANADA | 30 | 49 | 600 | 625 |
| BRAZIL | 13 | 25 | 136 | 222 | : | MEXICO | 24 | 19 | 355 | 331 |
| DENMARK | 19 | 112 | 71 | 299 | : | C RICA | 3 | 4 | 58 | 126 |
| U KING | 16 | 22 | 90 | 110 | : | JAMAICA | 9 | 4 | 140 | 59 |
| NETHLD | 33 | 36 | 247 | 129 | : | DOM REP | 7 | 6 | 111 | 102 |
| FRANCE | 28 | 19 | 150 | 70 | : | VENEZ | 13 | 23 | 174 | 377 |
| JAPAN | 47 | 85 | 256 | 312 | : | BRAZIL | 64 | 72 | 985 | 1,604 |
| OTHERS | 131 | 55 | 428 | 280 | : | DENMARK | 8 | 4 | 100 | 58 |
| 1262700 SEED-RED CLOVER | | | | | MT | 1267720 SEED-RYE GRASS, ANNUAL | | | | |
| TOTAL | 796 | 660 | 1,670 | 1,820 | : | TOTAL | 6,952 | 8,419 | 2,967 | 3,400 |
| CANADA | 121 | 214 | 228 | 373 | : | CANADA | 706 | 676 | 217 | 198 |
| NETHLD | 60 | 18 | 120 | 20 | : | MEXICO | 592 | 1,435 | 199 | 952 |
| FRANCE | 66 | 70 | 174 | 242 | : | COLOMB | 158 | 261 | 138 | 231 |
| FR GERM | 77 | 10 | 143 | 23 | : | BRAZIL | 500 | 514 | 162 | 188 |
| JAPAN | 351 | 214 | 771 | 538 | : | NETHLD | 938 | 1,173 | 552 | 587 |
| AUSTRAL | 13 | 55 | 12 | 124 | : | JAPAN | 2,993 | 3,150 | 995 | 1,003 |
| OTHERS | 108 | 79 | 222 | 280 | : | OTHERS | 1,065 | 1,210 | 704 | 741 |
| 1263100 SEED-WHITE AND LADINO CLOVER | | | | | MT | 1267740 SEED-RYE GRASS, PERENNIAL | | | | |
| TOTAL | 483 | 452 | 1,358 | 1,602 | : | TOTAL | 2,886 | 3,051 | 2,181 | 2,419 |
| CANADA | 82 | 13 | 203 | 21 | : | CANADA | 387 | 321 | 304 | 364 |
| BRAZIL | 12 | 22 | 43 | 82 | : | MEXICO | 248 | 552 | 116 | 211 |
| ARGENT | 63 | 15 | 140 | 33 | : | NETHLD | 491 | 354 | 342 | 250 |
| NETHLD | 43 | 0 | 138 | 0 | : | FR GERM | 104 | 297 | 170 | 383 |
| FRANCE | 0 | 29 | 0 | 182 | : | JAPAN | 1,117 | 740 | 674 | 476 |
| AUSTRIA | 0 | 18 | 0 | 144 | : | AUSTRAL | 80 | 111 | 109 | 143 |
| SWITZLD | 11 | 64 | 29 | 217 | : | OTHERS | 459 | 676 | 466 | 590 |
| ITALY | 90 | 107 | 276 | 488 | : | 1268500 SEED-TIMOTHY GRASS | | | | |
| KOR REP | 23 | 0 | 70 | 0 | : | TOTAL | 1,727 | 2,309 | 2,757 | 3,065 |
| JAPAN | 91 | 132 | 256 | 427 | : | CANADA | 591 | 895 | 908 | 1,189 |
| OTHERS | 68 | 52 | 206 | 88 | : | FINLAND | 244 | 36 | 459 | 66 |
| 1263120 SEED-LADINO CLOVER | | | | | MT | 1267740 SEED-RYE GRASS, PERENNIAL | | | | |
| TOTAL | 0 | 342 | 0 | 1,133 | : | TOTAL | 2,886 | 3,051 | 2,181 | 2,419 |
| CANADA | 0 | 61 | 0 | 192 | : | CANADA | 387 | 321 | 304 | 364 |
| BRAZIL | 0 | 25 | 0 | 98 | : | MEXICO | 248 | 552 | 116 | 211 |
| FRANCE | 0 | 63 | 0 | 180 | : | NETHLD | 491 | 354 | 342 | 250 |
| FR GERM | 0 | 20 | 0 | 69 | : | FR GERM | 104 | 297 | 170 | 383 |
| SPAIN | 0 | 28 | 0 | 246 | : | JAPAN | 1,117 | 740 | 674 | 476 |
| ITALY | 0 | 74 | 0 | 84 | : | AUSTRAL | 80 | 111 | 109 | 143 |
| JAPAN | 0 | 23 | 0 | 170 | : | OTHERS | 459 | 676 | 466 | 590 |
| OTHERS | 0 | 48 | 0 | 1,133 | : | 1268500 SEED-TIMOTHY GRASS | | | | |
| 1263640 SEED-FESCUE, TALL | | | | | MT | 1268500 SEED-TIMOTHY GRASS | | | | |
| TOTAL | 1,602 | 2,723 | 1,525 | 1,853 | : | TOTAL | 1,727 | 2,309 | 2,757 | 3,065 |
| CANADA | 105 | 153 | 59 | 79 | : | CANADA | 591 | 895 | 908 | 1,189 |
| U KING | 103 | 120 | 115 | 135 | : | FINLAND | 244 | 36 | 459 | 66 |
| NETHLD | 99 | 177 | 123 | 200 | : | U KING | 56 | 166 | 62 | 215 |
| FRANCE | 131 | 0 | 124 | 135 | : | NETHLD | 135 | 204 | 217 | 273 |
| FR GERM | 64 | 122 | 83 | 241 | : | JAPAN | 467 | 895 | 799 | 1,251 |
| ITALY | 71 | 419 | 44 | 776 | : | OTHERS | 234 | 113 | 312 | 151 |
| JAPAN | 653 | 1,310 | 563 | 776 | : | | | | | |
| AUSTRAL | 115 | 90 | 150 | 70 | : | | | | | |
| OTHERS | 261 | 332 | 234 | 247 | : | | | | | |

TABLE 11--U.S. AGRICULTURAL EXPORTS: QUANTITY AND VALUE, COMMODITY BY COUNTRY
FISCAL YEARS 1978 AND 1979--CONTINUED

| SCHED. B COUNTRY | QUANTITY | | VALUE | | SCHED. B COUNTRY | QUANTITY | | VALUE | |
|--|----------|---------|------------|------------|--|------------|------------|------------|------------|
| | 1978 | 1979 | 1978 | 1979 | | 1978 | 1979 | 1978 | 1979 |
| | | | 1,000 DOL. | 1,000 DOL. | | | | 1,000 DOL. | 1,000 DOL. |
| 1271515 SEED-CUCUMBER | | | | | | | | | |
| TOTAL | 0 | 179 | 0 | 1,507 | FRANCE | 1,538 | 191 | 48 | 125 |
| CANADA | 0 | 7 | 0 | 100 | FR GERM | 40 | 322 | 8 | 177 |
| MEXICO | 0 | 25 | 0 | 224 | ITALY | 0 | 825 | 0 | 993 |
| NETHLS | 0 | 34 | 0 | 138 | TAIWAN | 83 | 83 | 27 | 57 |
| IRAQ | 0 | 11 | 0 | 191 | JAPAN | 1,877 | 9,425 | 439 | 1,922 |
| IRAN | 0 | 52 | 0 | 430 | AUSTRAL | 19 | 0 | 31 | 0 |
| OTHERS | 0 | 50 | 0 | 424 | OTHERS | 203 | 464 | 99 | 241 |
| 1271540 SEED-OTHER | | | | | | | | | |
| TOTAL | 5,523 | 3,374 | 7,724 | 3,061 | 1303200 CORN-UNMILLED, RELIEF | | | | |
| CANADA | 1,180 | 366 | 1,012 | 632 | TOTAL | 8,263 | 12,422 | 873 | 1,249 |
| MEXICO | 2,403 | 234 | 1,923 | 279 | MEXICO | 1,804 | 0 | 119 | 0 |
| BRAZIL | 36 | 2,001 | 209 | 812 | HAITI | 1,194 | 0 | 132 | 0 |
| DENMARK | 37 | 2 | 185 | 22 | INDIA | 0 | 6,911 | 0 | 871 |
| U KING | 105 | 116 | 92 | 149 | SENEGAL | 2,200 | 0 | 269 | 0 |
| NETHLOS | 92 | 82 | 389 | 221 | TOGO | 1,705 | 830 | 201 | 113 |
| BELGIUM | 28 | 139 | 12 | 79 | O V AF | 811 | 0 | 107 | 0 |
| FRANCE | 128 | 50 | 394 | 84 | SOMALIA | 0 | 4,513 | 0 | 239 |
| FR GERM | 258 | 8 | 348 | 18 | OTHERS | 549 | 168 | 45 | 26 |
| ITALY | 112 | 74 | 120 | 263 | 1303420 CORN-SEED, SWEET | | | | |
| IRAN | 51 | 0 | 363 | 0 | TOTAL | 3,671 | 4,203 | 5,515 | 7,912 |
| PAKISTAN | 824 | 0 | 242 | 0 | CANADA | 790 | 855 | 1,202 | 1,315 |
| SRI LKA | 0 | 4 | 0 | 112 | MEXICO | 227 | 597 | 196 | 755 |
| JAPAN | 122 | 27 | 131 | 71 | CHILE | 3 | 134 | 7 | 368 |
| ALGERIA | 0 | 150 | 0 | 71 | FRANCE | 329 | 380 | 397 | 680 |
| EGYPT | 36 | 4 | 262 | 28 | HUNGARY | 5 | 218 | 14 | 357 |
| REP SAF | 149 | 10 | 173 | 12 | SPAIN | 71 | 206 | 81 | 311 |
| OTHERS | 964 | 107 | 1,869 | 208 | ITALY | 964 | 354 | 879 | 551 |
| | | | | | JAPAN | 775 | 946 | 2,108 | 2,689 |
| | | | | | REP SAF | 118 | 44 | 112 | 106 |
| | | | | | OTHERS | 389 | 469 | 519 | 780 |
| 1271560 SEED-TOMATO | | | | | | | | | |
| TOTAL | 0 | 88 | 0 | 1,174 | 1303440 CORN-SEED, OTHER | | | | |
| MEXICO | 0 | 13 | 0 | 177 | TOTAL | 48,079 | 17,963 | 18,805 | 17,172 |
| U.S.S.R | 0 | 2 | 0 | 66 | CANADA | 8,508 | 3,195 | 5,429 | 2,128 |
| ITALY | 0 | 7 | 0 | 121 | MEXICO | 1,408 | 969 | 549 | 703 |
| IRAN | 0 | 12 | 0 | 163 | CHILE | 341 | 476 | 386 | 637 |
| EGYPT | 0 | 10 | 0 | 70 | NETHLS | 88 | 1,508 | 468 | 312 |
| SUDAN | 0 | 3 | 0 | 67 | FRANCE | 798 | 1,216 | 1,067 | 1,553 |
| OTHERS | 0 | 41 | 0 | 510 | FR GERM | 1,048 | 328 | 795 | 165 |
| | | | | | HUNGARY | 464 | 46 | 398 | 167 |
| 1271570 SEED-WATERMELON | | | | | | | | | |
| TOTAL | 0 | 312 | 0 | 1,900 | U.S.S.R | 25,460 | 0 | 2,510 | 0 |
| U KING | 0 | 31 | 0 | 142 | SPAIN | 670 | 939 | 749 | 1,215 |
| ITALY | 0 | 30 | 0 | 118 | ITALY | 2,785 | 5,175 | 3,350 | 6,112 |
| IRAQ | 0 | 60 | 0 | 453 | GREECE | 203 | 1,175 | 205 | 1,471 |
| IRAN | 0 | 79 | 0 | 488 | JAPAN | 2,527 | 1,733 | 2,067 | 1,845 |
| OTHERS | 0 | 112 | 0 | 699 | OTHERS | 3,779 | 1,203 | 832 | 864 |
| 1301000 BARLEY-UNMILLED | | | | | | | | | |
| TOTAL | 860,941 | 344,134 | 84,126 | 41,583 | 1303460 POPCORN | | | | |
| MEXICO | 37,935 | 68,068 | 9,513 | 10,845 | TOTAL | 38,621 | 36,138 | 13,331 | 14,678 |
| VENEZ | 856 | 0 | 267 | 0 | CANADA | 8,940 | 8,636 | 2,712 | 3,089 |
| FR GERM | 39,154 | 4,785 | 3,499 | 418 | MEXICO | 3,295 | 1,645 | 845 | 534 |
| GERM DR | 55,132 | 16,712 | 5,192 | 1,437 | VENEZ | 1,682 | 1,736 | 524 | 643 |
| POLAND | 145,498 | 52,726 | 13,515 | 4,998 | SWEDEN | 1,771 | 1,409 | 806 | 859 |
| U.S.S.R | 0 | 69,765 | 0 | 9,315 | U KING | 1,692 | 1,258 | 472 | 381 |
| PORTUGL | 2,750 | 0 | 633 | 0 | FRANCE | 1,119 | 914 | 296 | 255 |
| MALTA | 4,081 | 0 | 285 | 0 | FR GERM | 1,583 | 1,643 | 413 | 457 |
| ITALY | 10,395 | 0 | 807 | 0 | SPAIN | 1,569 | 1,528 | 469 | 618 |
| CYPRUS | 31,599 | 0 | 2,492 | 0 | ITALY | 2,156 | 1,817 | 642 | 614 |
| LEBANON | 18,092 | 0 | 1,255 | 0 | LEBANON | 768 | 861 | 272 | 370 |
| IRAQ | 60,097 | 0 | 5,083 | 0 | IRAN | 642 | 1,617 | 325 | 1,105 |
| IRAN | 34,186 | 34 | 2,896 | 0 | KUWAIT | 119 | 582 | 60 | 380 |
| JORDAN | 7,385 | 0 | 599 | 5 | S ARAB | 1,255 | 1,059 | 785 | 741 |
| SINGAPR | 0 | 23,369 | 0 | 3,272 | ARAB EM | 896 | 134 | 546 | 86 |
| KOR REP | 126,345 | 0 | 11,854 | 0 | JAPAN | 2,396 | 2,934 | 861 | 1,138 |
| TAIWAN | 130,427 | 91,213 | 14,217 | 9,591 | NETHERLANDS | 2,479 | 570 | 797 | 265 |
| JAPAN | 71,432 | 341 | 7,842 | 58 | OTHERS | 6,259 | 7,795 | 2,456 | 3,143 |
| ALGERIA | 16,450 | 0 | 1,363 | 0 | 1303465 YELLOW CORN-UNMILLED (56LB) | | | | |
| TUNISIA | 31,497 | 0 | 2,783 | 0 | TOTAL | 38,498,541 | 53,761,392 | 4,073,587 | 6,040,154 |
| ETHIOP | 0 | 10,455 | 0 | 1,046 | CANADA | 139,260 | 353,778 | 12,749 | 36,709 |
| TUNKOWN | 58,537 | 5,935 | 3,815 | 511 | MEXICO | 1,308,893 | 612,832 | 149,123 | 74,130 |
| OTHERS | 2,893 | 731 | 216 | 87 | JAMAICA | 122,527 | 136,110 | 12,722 | 15,110 |
| | | | | | PERU | 149,555 | 104,206 | 15,008 | 11,693 |
| | | | | | BRAZIL | 512,279 | 1,280,653 | 54,473 | 142,618 |
| | | | | | U KING | 1,353,927 | 1,988,135 | 137,496 | 214,591 |
| | | | | | NETHLS | 2,071,941 | 2,191,862 | 215,750 | 252,159 |
| | | | | | BELGIUM | 1,233,390 | 2,023,104 | 130,244 | 224,286 |
| | | | | | FR GERM | 1,645,836 | 1,434,383 | 172,696 | 159,178 |
| 1301700 BUCKWHEAT AND CANARY SEED | | | | | | | | | |
| TOTAL | 6,401 | 24,125 | 1,184 | 6,296 | | | | | |
| CANADA | 2,152 | 5,739 | 402 | 951 | | | | | |
| U KING | 475 | 92 | 127 | 48 | | | | | |
| NETHLOS | 14 | 6,984 | 3 | 1,782 | | | | | |

T = TRANSSHIPMENTS THROUGH CANADA.

TABLE 11--U.S. AGRICULTURAL EXPORTS: QUANTITY AND VALUE, COMMODITY BY COUNTRY
FISCAL YEARS 1978 AND 1979--CONTINUED

| SCHED. B COUNTRY | QUANTITY | | VALUE | | SCHED. B COUNTRY | QUANTITY | | VALUE | |
|---------------------------------------|------------|------------|------------|------------|---|----------|---------|------------|------------|
| | 1978 | 1979 | 1978 | 1979 | | 1978 | 1979 | 1978 | 1979 |
| | | | 1,000 DOL. | 1,000 DOL. | | | | 1,000 DOL. | 1,000 DOL. |
| 1306540 WHEAT-UNMILLED, NOT RELIEF MT | | | | | CAMROON 0 1,383 0 295 | | | | |
| TOTAL | 31,563,935 | 31,161,466 | 3,848,976 | 4,551,337 | SENEGAL | 998 | 1,807 | 175 | 450 |
| MEXICO | 317,704 | 1,199,558 | 36,078 | 181,560 | MALI | 1,361 | 101 | 240 | 21 |
| SALVADR | 129,405 | 105,567 | 16,834 | 17,962 | MOZAMBO | 1,567 | 0 | 298 | 0 |
| C RICA | 93,159 | 98,172 | 12,985 | 17,982 | LESOTHO | 0 | 4,414 | 0 | 899 |
| DOM REP | 154,203 | 130,012 | 23,816 | 18,774 | OTHERS | 3,606 | 7,150 | 789 | 1,944 |
| COLOMB | 507,608 | 423,555 | 88,516 | 58,273 | 1312060 CORN GRITS AND HOMINY MT | | | | |
| VENEZ | 722,046 | 746,271 | 91,555 | 116,074 | TOTAL | 18,363 | 15,436 | 3,109 | 2,996 |
| ECUADOR | 231,635 | 255,777 | 26,792 | 36,688 | CANADA | 11,654 | 8,875 | 1,562 | 1,366 |
| PERU | 397,808 | 338,450 | 46,519 | 55,832 | MEXICO | 82 | 2,524 | 19 | 519 |
| BOLIVIA | 121,946 | 112,564 | 15,823 | 17,712 | BAHAMAS | 1,321 | 1,405 | 496 | 491 |
| CHILE | 872,628 | 537,455 | 108,280 | 84,962 | CHAD | 2,424 | 0 | 474 | 0 |
| BRAZIL | 2,687,054 | 1,663,090 | 321,149 | 241,481 | ANGOLA | 1,002 | 1,194 | 199 | 308 |
| FINLAND | 0 | 109,656 | 0 | 15,135 | DJIBUTI | 830 | 662 | 176 | 144 |
| U KING | 148,611 | 330,352 | 19,006 | 48,769 | OTHERS | 1,050 | 776 | 183 | 168 |
| NETHLDS | 864,576 | 706,875 | 103,822 | 103,099 | 1312080 OTHER CORNMEAL MT | | | | |
| BELGIUM | 21,428 | 114,699 | 2,435 | 18,597 | TOTAL | 4,878 | 6,855 | 1,064 | 1,712 |
| FRANCE | 172,473 | 133,402 | 21,740 | 19,711 | CANADA | 4,106 | 4,272 | 754 | 800 |
| FR GERM | 194,966 | 71,092 | 23,969 | 9,480 | MEXICO | 98 | 481 | 21 | 91 |
| GERM DR | 220,146 | 78,459 | 27,236 | 11,344 | U KING | 33 | 202 | 26 | 185 |
| CZECHO | 0 | 137,335 | 0 | 22,940 | IRAN | 229 | 0 | 55 | 0 |
| POLAND | 578,282 | 575,252 | 66,815 | 87,906 | ARAB EM | 113 | 0 | 95 | 0 |
| U.S.S.R | 3,413,912 | 3,840,692 | 412,945 | 538,599 | NIGERIA | 0 | 1,039 | 0 | 264 |
| SPAIN | 98,294 | 112,274 | 12,833 | 15,564 | OTHERS | 299 | 861 | 113 | 372 |
| PORTUGL | 425,070 | 626,158 | 49,703 | 94,936 | 1312600 OATS, EX BREAKFAST FOODS MT | | | | |
| ITALY | 515,734 | 285,131 | 65,222 | 37,879 | TOTAL | 18,111 | 12,656 | 5,109 | 3,802 |
| IRAQ | 592,957 | 335,489 | 69,310 | 46,587 | CANADA | 358 | 355 | 70 | 84 |
| IRAN | 1,129,889 | 816,032 | 139,157 | 116,696 | GUATMAL | 1,270 | 2,211 | 372 | 691 |
| ISRAEL | 424,956 | 560,677 | 48,978 | 78,861 | NICARAG | 4,060 | 2,277 | 1,044 | 562 |
| JORDAN | 135,048 | 87,164 | 16,189 | 14,625 | PANAMA | 742 | 788 | 222 | 260 |
| S ARAB | 91,948 | 141,428 | 10,988 | 22,346 | DOM REP | 1,383 | 1,731 | 411 | 575 |
| YEMEN A | 116,706 | 45,363 | 15,628 | 6,436 | COLOMB | 2,904 | 846 | 731 | 214 |
| PAKISTN | 1,063,597 | 794,756 | 130,799 | 109,427 | VENEZ | 4,391 | 2,480 | 1,120 | 609 |
| BNGLDH | 355,197 | 370,774 | 44,025 | 59,805 | PERU | 0 | 286 | 0 | 97 |
| INDNSIA | 499,554 | 542,939 | 64,630 | 81,753 | BOLIVIA | 285 | 116 | 86 | 192 |
| PHIL R | 633,409 | 797,794 | 78,464 | 117,655 | FR GERM | 55 | 182 | 29 | 89 |
| CHINA R | 918,780 | 2,454,168 | 117,884 | 323,955 | PHIL R | 1,772 | 902 | 551 | 287 |
| KOR REP | 1,629,061 | 1,678,634 | 199,418 | 246,874 | JAPAN | 576 | 0 | 331 | 0 |
| HG KONG | 99,419 | 92,672 | 13,039 | 13,887 | OTHERS | 315 | 482 | 142 | 142 |
| TAIWAN | 626,214 | 680,358 | 77,256 | 99,575 | 1313010 RICE-MILLED, RELIEF MT | | | | |
| JAPAN | 3,174,684 | 3,336,617 | 398,025 | 504,656 | TOTAL | 20,177 | 27,327 | 6,667 | 8,543 |
| MOROCC | 865,374 | 167,711 | 96,635 | 27,463 | GUATMAL | 0 | 641 | 0 | 282 |
| ALGERIA | 682,153 | 381,384 | 87,017 | 56,201 | SALVADR | 625 | 872 | 222 | 235 |
| TUNISIA | 154,758 | 181,236 | 19,750 | 28,527 | CHILE | 46 | 1,247 | 28 | 342 |
| EGYPT | 1,274,022 | 1,081,451 | 148,271 | 151,957 | BRAZIL | 653 | 0 | 201 | 0 |
| SUDAN | 209,583 | 229,517 | 25,069 | 35,939 | ISRAEL | 2,487 | 985 | 773 | 242 |
| NIGERIA | 760,426 | 904,412 | 90,017 | 131,054 | INDIA | 4,211 | 0 | 1,329 | 0 |
| ZAIRE | 98,397 | 140,484 | 14,640 | 22,822 | THAILND | 0 | 2,151 | 0 | 597 |
| T UNKNOWN | 1,745,554 | 1,477,087 | 208,059 | 213,713 | LAOS | 0 | 1,179 | 0 | 328 |
| OTHERS | 1,402,862 | 1,125,474 | 174,655 | 169,262 | INDNSIA | 2,117 | 1,180 | 690 | 351 |
| 1312020 CORNMEAL, RELIEF MT | | | | | T PAC I | 1,062 | 3,849 | 475 | 1,494 |
| TOTAL | 48,421 | 29,413 | 9,146 | 6,069 | MOROCC | 5,128 | 2,702 | 1,664 | 800 |
| HAITI | 1,408 | 1,297 | 273 | 273 | TUNISIA | 427 | 229 | 142 | 69 |
| DOM REP | 597 | 830 | 113 | 179 | EGYPT | 0 | 1,151 | 0 | 515 |
| PERU | 860 | 4,860 | 159 | 967 | CAMROON | 929 | 2,236 | 298 | 663 |
| CHILE | 1,327 | 426 | 355 | 75 | U VOLTA | 0 | 3,087 | 0 | 873 |
| CAMROON | 6,793 | 487 | 1,273 | 93 | MALAGAS | 826 | 2,290 | 286 | 646 |
| SENEGAL | 4,691 | 1,675 | 852 | 365 | OTHERS | 1,664 | 3,608 | 559 | 1,106 |
| MALI | 3,219 | 0 | 656 | 0 | 1313015 RICE-HEAD, LONG GRAIN N/RELIEF MT | | | | |
| IVY CST | 45 | 998 | 8 | 207 | TOTAL | 0 | 346,883 | 0 | 167,977 |
| TOGO | 1,909 | 2,951 | 347 | 612 | CANADA | 0 | 5,242 | 0 | 3,149 |
| CHAD | 1,526 | 678 | 285 | 135 | N ANTIL | 0 | 1,571 | 0 | 1,064 |
| U VOLTA | 12,343 | 8,453 | 2,333 | 1,781 | SWEDEN | 0 | 5,432 | 0 | 3,177 |
| BENIN | 1,114 | 710 | 207 | 140 | FINLAND | 0 | 1,128 | 0 | 717 |
| BURUNDI | 1,060 | 676 | 192 | 139 | U KING | 0 | 4,093 | 0 | 1,539 |
| RWANDA | 333 | 826 | 56 | 171 | NETHLDS | 0 | 4,986 | 0 | 1,836 |
| LESOTHO | 8,215 | 3,394 | 1,478 | 702 | BELGIUM | 0 | 7,462 | 0 | 2,900 |
| OTHERS | 2,981 | 1,152 | 559 | 230 | FRANCE | 0 | 6,397 | 0 | 2,300 |
| 1312040 CORNMEAL, NOT RELIEF MT | | | | | FR GERM | 0 | 8,928 | 0 | 3,536 |
| TOTAL | 53,725 | 56,837 | 10,622 | 13,642 | AUSTRIA | 0 | 1,657 | 0 | 1,027 |
| CANADA | 33,551 | 33,203 | 6,549 | 7,949 | SWITZLD | 0 | 17,830 | 0 | 7,423 |
| HAITI | 3,570 | 2,184 | 807 | 482 | JORDAN | 0 | 1,371 | 0 | 636 |
| N ANTIL | 879 | 484 | 309 | 221 | KUWAIT | 0 | 1,275 | 0 | 672 |
| COLOMB | 437 | 1,369 | 86 | 315 | S ARAB | 0 | 138,740 | 0 | 72,071 |
| PERU | 1,226 | 1,387 | 223 | 245 | | | | | |
| IRAN | 6,499 | 1,880 | 1,140 | 338 | | | | | |
| INDNSIA | 11 | 1,555 | 6 | 483 | | | | | |

T = TRANSHIPMENTS THROUGH CANADA.

TABLE 11--U.S. AGRICULTURAL EXPORTS: QUANTITY AND VALUE, COMMODITY BY COUNTRY
FISCAL YEARS 1978 AND 1979--CONTINUED

| SCHED. B COUNTRY | QUANTITY | | VALUE | | SCHED. B COUNTRY | QUANTITY | | VALUE | |
|--|----------|---------|--------------------|--------------------|--|----------|---------|--------------------|--------------------|
| | 1978 | 1979 | 1978 1,000 DOL. | 1979 1,000 DOL. | | 1978 | 1979 | 1978 1,000 DOL. | 1979 1,000 DOL. |
| ARAB EM | 0 | 1,496 | 0 | 900 | 1313040 RICE-NOT PARBOILED, MED. GRAIN | MT | | | |
| YEMEN S | 0 | 10,449 | 0 | 4,315 | TOTAL | 486,727 | 452,761 | 158,869 | 129,687 |
| LIBYA | 0 | 2,000 | 0 | 1,413 | CANADA | 2,469 | 13,066 | 1,141 | 3,097 |
| IVY CST | 0 | 708 | 0 | 519 | HONDURA | 1,559 | 7 | 564 | 4 |
| NIGER | 0 | 1,762 | 0 | 814 | HAITI | 1,487 | 2,111 | 509 | 712 |
| NIGERIA | 0 | 29,261 | 0 | 13,503 | PERU | 0 | 64,822 | 0 | 17,113 |
| LIBERIA | 0 | 14,330 | 0 | 4,896 | CHILE | 0 | 10,027 | 0 | 2,923 |
| DJIBUTI | 0 | 9,381 | 0 | 4,423 | POLAND | 0 | 34,425 | 0 | 9,173 |
| REP SAF | 0 | 66,302 | 0 | 31,893 | U.S.S.R. | 32,866 | 11,444 | 11,948 | 4,908 |
| OTHERS | 0 | 5,082 | 0 | 3,254 | SYRIA | 20,521 | 20,436 | 6,441 | 6,208 |
| | | | | | S ARAB | 1,284 | 12,147 | 632 | 5,402 |
| 1313020 RICE-PARBOILED, NOT RELIEF | | | MT | | BNGLDOSH | 33,166 | 0 | 8,210 | 0 |
| TOTAL | 428,288 | 206,901 | 238,255 | 1,3,830 | INONNSIA | 295,872 | 177,353 | 96,655 | 45,549 |
| CANADA | 7,410 | 2,605 | 4,526 | 1,597 | T PAC I | 3,554 | 2,381 | 1,469 | 924 |
| N ANTIL | 1,870 | 864 | 1,430 | 586 | CAMROON | 5 | 1,918 | 3 | 789 |
| SWEDEN | 4,316 | 2,074 | 2,893 | 1,192 | GUINEA | 18,322 | 624 | 6,572 | 242 |
| U KING | 9,065 | 6,507 | 2,508 | 2,545 | IVY CST | 28,711 | 41,210 | 6,066 | 11,606 |
| NETHLDS | 2,381 | 1,848 | 1,228 | 903 | GHANA | 4,950 | 0 | 1,839 | 0 |
| BELGIUM | 5,452 | 1,688 | 2,511 | 945 | NIGERIA | 3,911 | 680 | 1,783 | 368 |
| FRANCE | 1,898 | 750 | 948 | 286 | CHAD | 154 | 2,394 | 61 | 686 |
| FR GERM | 12,981 | 2,897 | 6,528 | 1,321 | ANGOLA | 0 | 11,468 | 0 | 5,058 |
| AUSTRIA | 1,566 | 427 | 984 | 267 | D W AF | 7,098 | 0 | 2,371 | 0 |
| SWITZLO | 10,451 | 6,606 | 5,215 | 2,794 | LIBERIA | 7,271 | 2,179 | 1,954 | 625 |
| KUWAIT | 1,255 | 466 | 876 | 262 | ZAIRE | 0 | 4,601 | 0 | 1,281 |
| S ARAB | 164,808 | 64,921 | 103,076 | 45,049 | SOMALIA | 11,887 | 13,237 | 3,433 | 4,183 |
| ARAB EM | 1,536 | 725 | 1,069 | 511 | TANZANIA | 10,255 | 0 | 3,311 | 0 |
| YEMEN S | 3,827 | 2,631 | 2,314 | 1,492 | MOZAMBQ | 3,111 | 13,538 | 1,115 | 3,653 |
| LIBYA | 1,600 | 0 | 1,199 | 0 | ZAMBIA | 0 | 4,069 | 0 | 1,097 |
| NIGERIA | 116,648 | 78,654 | 68,371 | 41,322 | OTHERS | 6,274 | 9,424 | 2,792 | 3,286 |
| LIBERIA | 23,400 | 6,790 | 5,775 | 1,759 | | | | | |
| DJIBUTI | 3,074 | 635 | 1,856 | 382 | 1313050 RICE-NOT PARBOILED, SHORT GRN. | MT | | | |
| REP SAF | 50,026 | 22,828 | 19,714 | 8,758 | TOTAL | 27,609 | 87,280 | 9,319 | 27,839 |
| OTHERS | 7,724 | 3,285 | 5,234 | 1,859 | CANADA | 2,969 | 2,083 | 1,170 | 738 |
| | | | | | BAHAMAS | 2,532 | 3,425 | 1,351 | 1,855 |
| 1313025 RICE-HEAD, EX LONG GRAIN N/R | | | MT | | BARBADO | 220 | 398 | 147 | 286 |
| TOTAL | 0 | 34,030 | 0 | 14,362 | PERU | 0 | 17,459 | 0 | 4,588 |
| CANADA | 0 | 2,381 | 0 | 1,418 | U KING | 229 | 368 | 116 | 174 |
| FR GERM | 0 | 2,946 | 0 | 1,260 | NETHLDS | 48 | 915 | 23 | 317 |
| SWITZLO | 0 | 739 | 0 | 415 | ITALY | 0 | 11,880 | 0 | 2,095 |
| S ARAB | 0 | 1,477 | 0 | 768 | SYRIA | 0 | 14,568 | 0 | 5,200 |
| ARAB EM | 0 | 768 | 0 | 483 | S ARAB | 124 | 976 | 61 | 374 |
| LIBYA | 0 | 600 | 0 | 481 | BNGLDOSH | 12,721 | 0 | 3,156 | 0 |
| NIGERIA | 0 | 8,923 | 0 | 4,354 | INDNSIA | 8,406 | 31,946 | 1,697 | 11,009 |
| LIBERIA | 0 | 12,607 | 0 | 3,142 | JAPAN | 1,487 | 558 | 814 | 246 |
| OTHERS | 0 | 3,589 | 0 | 2,041 | T PAC I | 502 | 24 | 242 | 11 |
| | | | | | MOZAMBQ | 633 | 0 | 227 | 0 |
| 1313030 RICE-NOT PARBOILED, LONG GRAIN | | | MT | | OTHERS | 738 | 2,680 | 315 | 946 |
| TOTAL | 671,957 | 788,350 | 266,091 | 305,679 | | | | | |
| CANADA | 33,691 | 34,159 | 12,992 | 12,055 | 1313060 RICE-NOT PARBOILED, MIXED GRN. | MT | | | |
| BAHAMAS | 1,894 | 1,471 | 999 | 723 | TOTAL | 14,238 | 8,605 | 2,825 | 2,661 |
| JAMAICA | 2,993 | 4,100 | 1,379 | 1,576 | NICARAG | 0 | 648 | 0 | 203 |
| HAITI | 2,474 | 16,809 | 760 | 5,628 | PERU | 0 | 1,248 | 0 | 358 |
| DOM REP | 10,505 | 1 | 4,049 | 1 | SWITZLO | 1,068 | 0 | 165 | 0 |
| PERU | 0 | 11,797 | 0 | 3,156 | BNGLDOSH | 1,050 | 1,950 | 312 | 538 |
| CHILE | 23 | 5,819 | 13 | 2,000 | SENEGAL | 10,425 | 0 | 1,775 | 0 |
| SWITZLO | 3 | 4,147 | 3 | 1,111 | MOZAMBQ | 1,091 | 4,529 | 354 | 1,423 |
| ITALY | 12 | 6,234 | 8 | 1,308 | OTHERS | 604 | 230 | 219 | 139 |
| IRAQ | 71,846 | 180,915 | 30,932 | 72,868 | | | | | |
| IRAN | 339,309 | 332,452 | 138,749 | 136,918 | 1313070 RICE-BROKEN, 75% MORE KERNELS | MT | | | |
| KUWAIT | 873 | 6,211 | 432 | 2,277 | TOTAL | 62,983 | 41,071 | 11,488 | 6,818 |
| QATAR | 5,791 | 80 | 2,066 | 44 | MEXICO | 25 | 8,394 | 11 | 1,467 |
| ARAB EM | 5,361 | 63,585 | 2,381 | 24,107 | U KING | 0 | 1,006 | 0 | 197 |
| LAOS | 2,830 | 0 | 842 | 0 | NETHLOS | 1,518 | 769 | 359 | 163 |
| INDNSIA | 61,549 | 21,045 | 20,845 | 6,471 | BELGIUM | 3,417 | 5,139 | 633 | 860 |
| SENEGAL | 11,827 | 47 | 2,296 | 29 | ITALY | 4,000 | 7,985 | 1,080 | 375 |
| GUINEA | 6,207 | 7,929 | 2,201 | 2,803 | MAURITN | 15,838 | 6,580 | 2,891 | 1,342 |
| IVY CST | 21,000 | 3,247 | 6,136 | 1,462 | SENEGAL | 36,899 | 0 | 6,132 | 0 |
| GHANA | 7 | 7,674 | 5 | 2,820 | MALI | 0 | 800 | 0 | 171 |
| TOGO | 2,122 | 2,634 | 725 | 1,135 | SIER LN | 0 | 5,000 | 0 | 1,108 |
| NIGERIA | 48,218 | 10,507 | 22,190 | 4,319 | MAURIT | 0 | 4,410 | 0 | 818 |
| CO BRAZ | 590 | 4,956 | 227 | 1,679 | OTHERS | 1,256 | 1,188 | 382 | 325 |
| D W AF | 5,727 | 0 | 1,980 | 0 | | | | | |
| LIBERIA | 2,750 | 1,615 | 940 | 524 | 1313080 RICE-OTHER | | | | |
| ZAIRE | 13,521 | 25,679 | 4,177 | 7,307 | TOTAL | 8,797 | 10,993 | 2,492 | 3,344 |
| TANZANIA | 9,337 | 0 | 3,193 | 0 | CANADA | 493 | 308 | 200 | 96 |
| REP SAF | 925 | 6,589 | 502 | 2,045 | MEXICO | 76 | 4,021 | 9 | 641 |
| OTHERS | 10,572 | 29,448 | 5,069 | 11,313 | SWEDEN | 188 | 385 | 182 | 333 |
| | | | | | U KING | 382 | 1,023 | 103 | 243 |
| | | | | | NETHLDS | 0 | 386 | 0 | 170 |

TABLE 11--U.S. AGRICULTURAL EXPORTS: QUANTITY AND VALUE, COMMODITY BY COUNTRY
FISCAL YEARS 1978 AND 1979--CONTINUED

| SCHED.8 COUNTRY | QUANTITY | | VALUE | | SCHED.8 COUNTRY | QUANTITY | | VALUE | |
|---|----------|---------|---------------|---------------|-------------------------------------|----------|---------|---------------|---------------|
| | 1978 | 1979 | 1,000 DOL. | 1,000 DOL. | | 1978 | 1979 | 1,000 DOL. | 1,000 DOL. |
| S ARAB | 193 | 590 | 136 | 328 | GUINEA | 9,389 | 7,292 | 1,705 | 1,691 |
| MAURITN | 4,370 | 0 | 863 | 0 | NIGERIA | 43,025 | 6,175 | 8,878 | 1,392 |
| SENEGAL | 1,353 | 0 | 229 | 0 | CHAD | 0 | 5,037 | 0 | 859 |
| GUINEA | 0 | 1,212 | 0 | 471 | SOMALIA | 0 | 5,063 | 0 | 1,298 |
| GAMBIA | 0 | 1,497 | 0 | 429 | OTHERS | 18,463 | 25,568 | 4,214 | 9,998 |
| NIGERIA | 339 | 0 | 213 | 0 | | | | | |
| OTHERS | 1,403 | 1,571 | 558 | 633 | | | | | |
| 1314010 DURUM FLOUR & SEMOLINA, RELIEF MT | | | | | 1314050 BULBUR WHEAT, RELIEF MT | | | | |
| TOTAL | 31,441 | 20,187 | 6,830 | 4,220 | TOTAL | 391,411 | 329,478 | 54,330 | 73,445 |
| PERU | 840 | 3,724 | 159 | 856 | GUATMAL | 2,192 | 0 | 416 | 0 |
| BOLIVIA | 2,438 | 1,444 | 500 | 295 | HAITI | 10,685 | 7,189 | 2,028 | 1,700 |
| CHILE | 2,262 | 2,208 | 518 | 295 | DOM REP | 1,850 | 2,017 | 354 | 454 |
| CYPRUS | 0 | 771 | 0 | 457 | PERU | 2,346 | 5,992 | 434 | 1,342 |
| SYRIA | 0 | 859 | 0 | 145 | BOLIVIA | 2,090 | 2,241 | 417 | 504 |
| PHIL R | 990 | 855 | 264 | 225 | CHILE | 1,167 | 327 | 200 | 62 |
| MOROCCO | 15,615 | 2,940 | 3,616 | 196 | LEBANON | 0 | 8,388 | 0 | 1,811 |
| TUNISIA | 1,572 | 1,846 | 292 | 703 | INDIA | 245,126 | 254,765 | 44,326 | 56,278 |
| EGYPT | 1,823 | 1,437 | 352 | 340 | INDONESIA | 16,182 | 14,548 | 2,981 | 3,778 |
| SUDAN | 0 | 1,268 | 0 | 276 | PHIL R | 2,226 | 2,006 | 345 | 432 |
| CO BRAZ | 553 | 749 | 90 | 190 | EGYPT | 5,538 | 7,240 | 863 | 1,510 |
| RWANDA | 498 | 454 | 94 | 146 | CAMROON | 1,179 | 1,530 | 203 | 325 |
| LESOTHO | 913 | 0 | 164 | 87 | SIER LN | 968 | 1,127 | 158 | 221 |
| OTHERS | 3,937 | 1,632 | 781 | 334 | GHANA | 1,120 | 3,541 | 181 | 727 |
| | | | | | TOGO | 418 | 2,416 | 77 | 620 |
| | | | | | ZAIRE | 0 | 6,531 | 0 | 1,649 |
| 1314020 DURUM FLOUR & SEMOLINA, N/R MT | | | | | 1314060 BULBUR WHEAT, NOT RELIEF MT | | | | |
| TOTAL | 37,823 | 54,077 | 7,633 | 10,389 | TOTAL | 59,385 | 50,278 | 10,700 | 10,737 |
| CANADA | 1,279 | 1,589 | 124 | 238 | JAMAICA | 0 | 763 | 0 | 224 |
| BAHAMAS | 1,440 | 1,480 | 351 | 412 | PERU | 1,134 | 1,520 | 203 | 332 |
| JAMAICA | 10,077 | 422 | 2,129 | 412 | INDIA | 34,154 | 26,767 | 6,226 | 5,713 |
| DOM REP | 819 | 983 | 244 | 113 | INDONESIA | 20,340 | 19,021 | 3,581 | 4,014 |
| BARBADO | 1,257 | 1,090 | 316 | 229 | GHANA | 1,366 | 566 | 220 | 118 |
| GUYANA | 1,347 | 0 | 221 | 322 | OTHERS | 2,371 | 1,641 | 470 | 336 |
| ICELAND | 395 | 1,344 | 119 | 6 | | | | | |
| CYPRUS | 1,497 | 572 | 265 | 421 | 1314520 OTHER GRAINS-FLOUR MT | | | | |
| S ARAB | 4,990 | 10,693 | 977 | 110 | TOTAL | 33,219 | 29,746 | 8,933 | 6,716 |
| ARAB EM | 1,704 | 269 | 332 | 2,790 | CANADA | 3,357 | 4,085 | 781 | 871 |
| SRI LKA | 5,024 | 7,974 | 978 | 75 | BAHAMAS | 382 | 978 | 101 | 281 |
| T PAC I | 679 | 317 | 182 | 68 | JAMAICA | 638 | 881 | 93 | 198 |
| EGYPT | 2,172 | 19,935 | 414 | 150 | HAITI | 917 | 3,719 | 196 | 998 |
| NIGERIA | 1,694 | 714 | 356 | 1,185 | PERU | 623 | 1,264 | 189 | 348 |
| OTHERS | 3,449 | 6,699 | 625 | 1,185 | CHILE | 803 | 744 | 215 | 191 |
| | | | | | U KING | 968 | 7 | 260 | 7 |
| 1314030 OTHER WHEAT FLOUR, RELIEF MT | | | | | 1314540 OTHER GRAINS MT | | | | |
| TOTAL | 45,111 | 99,362 | 8,763 | 21,461 | TOTAL | 45,765 | 55,213 | 5,188 | 5,212 |
| GUATMAL | 818 | 2,137 | 167 | 444 | CANADA | 30,104 | 38,261 | 2,267 | 2,448 |
| COLOMB | 863 | 209 | 190 | 45 | MEXICO | 179 | 2,557 | 34 | 399 |
| PERU | 0 | 3,397 | 0 | 672 | U KING | 371 | 733 | 56 | 116 |
| BOLIVIA | 0 | 1,872 | 0 | 369 | NETHLS | 2 | 1,784 | 1 | 289 |
| CHILE | 2,536 | 6,284 | 477 | 1,364 | BNGLDSH | 2,009 | 3,582 | 428 | 730 |
| CYPRUS | 0 | 1,633 | 0 | 341 | INDONESIA | 1,356 | 0 | 278 | 0 |
| ISRAEL | 5,526 | 8,115 | 616 | 1,062 | JAPAN | 53 | 621 | 21 | 114 |
| JORDAN | 295 | 1,934 | 51 | 405 | AUSTRAL | 896 | 3,500 | 138 | 529 |
| YEMEN S | 0 | 1,086 | 0 | 225 | SENEGAL | 1,494 | 0 | 292 | 0 |
| INDIA | 3,624 | 7,256 | 704 | 1,370 | GHANA | 722 | 0 | 138 | 0 |
| SRI LKA | 3,164 | 5,842 | 482 | 1,387 | CHAD | 0 | 0 | 0 | 0 |
| PHIL R | 13,553 | 18,663 | 3,026 | 4,577 | OTHERS | 6,063 | 0 | 1,153 | 0 |
| MOROCCO | 1,860 | 10,673 | 421 | 2,841 | OTHERS | 2,436 | 4,175 | 382 | 587 |
| TUNISIA | 3,866 | 4,218 | 726 | 833 | | | | | |
| EGYPT | 9,738 | 20,363 | 1,698 | 4,150 | | | | | |
| SOMALIA | 0 | 1,270 | 0 | 290 | | | | | |
| LESOTHO | 0 | 1,943 | 0 | 420 | | | | | |
| OTHERS | 1,256 | 5,267 | 245 | 666 | | | | | |
| 1314040 OTHER WHEAT FLOUR, NOT RELIEF MT | | | | | | | | | |
| TOTAL | 750,690 | 698,857 | 142,900 | 161,582 | | | | | |
| JAMAICA | 17,774 | 22,540 | 3,408 | 5,341 | | | | | |
| HAITI | 976 | 7,354 | 243 | 1,817 | | | | | |
| SURINAM | 2,494 | 2,832 | 597 | 670 | | | | | |
| ICELAND | 1,872 | 1,719 | 627 | 531 | | | | | |
| SYRIA | 6,739 | 5,250 | 1,300 | 1,358 | | | | | |
| S ARAB | 126,923 | 122,095 | 28,407 | 33,002 | | | | | |
| ARAB EM | 1,565 | 4,352 | 390 | 929 | | | | | |
| NEPAL | 8 | 4,411 | 3 | 874 | | | | | |
| SRI LKA | 143,957 | 100,848 | 27,003 | 20,714 | | | | | |
| BURMA | 0 | 3,838 | 0 | 650 | | | | | |
| T PAC I | 1,121 | 3,262 | 352 | 1,004 | | | | | |
| EGYPT | 350,036 | 342,090 | 60,967 | 77,367 | | | | | |
| SUDAN | 26,348 | 30,241 | 4,906 | 6,083 | | | | | |

TABLE 11--U.S. AGRICULTURAL EXPORTS: QUANTITY AND VALUE, COMMODITY BY COUNTRY
FISCAL YEARS 1978 AND 1979--CONTINUED

| SCHED.B COUNTRY | QUANTITY | | VALUE | | SCHED.B COUNTRY | QUANTITY | | VALUE | |
|---|----------|--------|--------------------|--------------------|---|----------|---------|--------------------|--------------------|
| | 1978 | 1979 | 1978 1,000 DOL. | 1979 1,000 DOL. | | 1978 | 1979 | 1978 1,000 DOL. | 1979 1,000 DOL. |
| 1321700 MALTS | | | | | 1353100 CAULIFLOWER-FRESH | | | | |
| TOTAL | 24,038 | 15,169 | 7,415 | 4,827 | TOTAL | 4,406 | 5,787 | 2,770 | 4,093 |
| CANADA | 415 | 165 | 179 | 117 | CANADA | 4,342 | 5,714 | 2,680 | 4,018 |
| DOM REP | 5,578 | 3,918 | 1,733 | 1,151 | OTHERS | 64 | 73 | 90 | 75 |
| VENEZ | 6,225 | 5,638 | 2,258 | 2,120 | 1353300 CELERY-FRESH | | | | |
| GUYANA | 1,782 | 1,422 | 542 | 415 | TOTAL | 62,901 | 62,401 | 17,510 | 17,691 |
| KOR REP | 1,500 | 25 | 420 | 19 | CANADA | 56,838 | 54,268 | 14,891 | 14,600 |
| JAPAN | 8,080 | 3,042 | 2,868 | 747 | SWEDEN | 251 | 870 | 95 | 376 |
| OTHERS | 458 | 759 | 215 | 258 | SINGAPR | 631 | 563 | 341 | 383 |
| 1324020 CORNSTARCH, INCLUDING MILO | | | | | 1353500 DASHEENS, JICAMAS, ETC.--FRESH | | | | |
| TOTAL | 24,187 | 29,005 | 10,014 | 14,340 | TOTAL | 2,820 | 5,536 | 857 | 2,001 |
| CANADA | 7,876 | 8,471 | 3,654 | 4,035 | CANADA | 2,252 | 4,964 | 761 | 1,781 |
| C RICA | 1,709 | 1,752 | 593 | 397 | MEXICO | 478 | 322 | 67 | 94 |
| PANAMA | 1,211 | 1,312 | 202 | 336 | U KING | 0 | 170 | 0 | 102 |
| JAMAICA | 3,127 | 3,778 | 586 | 633 | OTHERS | 90 | 80 | 29 | 24 |
| DOM REP | 1,065 | 1,202 | 255 | 415 | 1353700 CORN, SWEET-FRESH | | | | |
| ECUADOR | 573 | 254 | 235 | 165 | TOTAL | 10,427 | 9,681 | 4,240 | 3,883 |
| U KING | 2,278 | 3,542 | 1,190 | 1,887 | CANADA | 8,838 | 8,997 | 3,490 | 3,469 |
| FRANCE | 695 | 667 | 399 | 377 | OTHERS | 1,589 | 684 | 750 | 414 |
| FR GERM | 1,062 | 1,529 | 848 | 2,095 | 1353900 CUCUMBERS-FRESH | | | | |
| OTHERS | 4,591 | 5,518 | 2,252 | 4,000 | TOTAL | 13,927 | 15,500 | 3,485 | 3,650 |
| 1324040 OTHER STARCHES | | | | | 1354000 GARLIC-FRESH | | | | |
| TOTAL | 6,847 | 12,144 | 4,450 | 6,668 | TOTAL | 4,690 | 4,588 | 4,951 | 4,270 |
| CANADA | 3,294 | 7,187 | 1,564 | 2,451 | CANADA | 522 | 562 | 590 | 483 |
| TRINID | 144 | 189 | 229 | 334 | MEXICO | 391 | 186 | 253 | 84 |
| COLOMB | 66 | 99 | 95 | 140 | HAITI | 17 | 326 | 5 | 235 |
| BOLIVIA | 92 | 124 | 142 | 161 | DOM REP | 731 | 191 | 936 | 123 |
| U KING | 98 | 392 | 53 | 287 | KOR REP | 865 | 1,171 | 950 | 1,179 |
| FR GERM | 773 | 322 | 711 | 264 | HG KONG | 83 | 297 | 57 | 255 |
| IRAQ | 523 | 1,698 | 174 | 717 | JAPAN | 618 | 498 | 710 | 517 |
| S ARAB | 15 | 81 | 21 | 178 | AUSTRAL | 221 | 347 | 296 | 443 |
| SINGAPR | 44 | 206 | 67 | 317 | OTHERS | 1,142 | 1,010 | 1,154 | 951 |
| PHIL R | 90 | 240 | 134 | 151 | 1354300 LETTUCE-FRESH | | | | |
| AUSTRAL | 144 | 108 | 211 | 154 | TOTAL | 172,165 | 151,553 | 40,662 | 37,371 |
| EGYPT | 0 | 254 | 0 | 170 | CANADA | 156,863 | 133,474 | 33,527 | 28,746 |
| NIGERIA | 177 | 257 | 253 | 424 | N ANTIL | 792 | 863 | 460 | 493 |
| OTHERS | 1,385 | 987 | 796 | 880 | SWEDEN | 2,079 | 2,455 | 1,037 | 1,403 |
| 1351800 ASPARAGUS-FRESH | | | | | 1354500 ONIONS, EX ONION SETS-FRESH | | | | |
| TOTAL | 5,444 | 4,861 | 6,448 | 8,185 | TOTAL | 65,735 | 97,407 | 14,945 | 26,334 |
| CANADA | 4,894 | 4,805 | 5,262 | 5,966 | CANADA | 37,376 | 44,118 | 8,966 | 11,412 |
| VENEZ | 49 | 129 | 65 | 194 | MEXICO | 507 | 1,370 | 95 | 291 |
| U KING | 159 | 220 | 368 | 482 | N ANTIL | 413 | 841 | 130 | 275 |
| SWITZLO | 83 | 99 | 187 | 258 | SWEDEN | 586 | 599 | 171 | 171 |
| ITALY | 79 | 133 | 187 | 391 | U KING | 127 | 1,811 | 56 | 397 |
| JAPAN | 67 | 324 | 161 | 672 | HG KONG | 1,167 | 1,798 | 361 | 369 |
| OTHERS | 113 | 151 | 167 | 222 | JAPAN | 21,503 | 41,327 | 4,083 | 11,770 |
| 1352100 BEANS-FRESH | | | | | 1354700 PEPPERS-FRESH | | | | |
| TOTAL | 15,337 | 12,363 | 4,127 | 3,962 | TOTAL | 22,734 | 25,843 | 8,569 | 8,794 |
| CANADA | 9,070 | 9,558 | 2,782 | 2,975 | CANADA | 19,658 | 24,645 | 6,618 | 7,554 |
| MEXICO | 394 | 2,353 | 102 | 650 | SWEDEN | 512 | 344 | 334 | 172 |
| NETHLDS | 5,574 | 125 | 569 | 78 | NETHLDS | 1,772 | 976 | 1,231 | 547 |
| JAPAN | 824 | 8 | 357 | 8 | HG KONG | 167 | 395 | 65 | 185 |
| OTHERS | 475 | 319 | 317 | 251 | OTHERS | 625 | 483 | 321 | 336 |
| 1352300 BROCCOLI-FRESH | | | | | 1354900 POTATOES, WHITE OR IRISH-FRESH | | | | |
| TOTAL | 10,734 | 14,237 | 5,452 | 7,032 | TOTAL | 156,865 | 129,547 | 24,403 | 16,860 |
| CANADA | 10,076 | 13,356 | 5,020 | 6,458 | CANADA | 122,748 | 108,947 | 18,921 | 13,335 |
| HG KONG | 595 | 762 | 378 | 466 | MEXICO | 11,591 | 4,379 | 1,309 | 507 |
| OTHERS | 63 | 119 | 54 | 108 | BAHAMAS | 2,051 | 1,800 | 400 | 344 |
| 1352700 CABBAGE-FRESH | | | | | 1354900 POTATOES, WHITE OR IRISH-FRESH | | | | |
| TOTAL | 30,157 | 29,015 | 7,525 | 7,216 | TOTAL | 156,865 | 129,547 | 24,403 | 16,860 |
| CANADA | 28,929 | 27,008 | 7,047 | 6,566 | CANADA | 122,748 | 108,947 | 18,921 | 13,335 |
| HG KONG | 55 | 608 | 12 | 146 | MEXICO | 11,591 | 4,379 | 1,309 | 507 |
| OTHERS | 1,183 | 1,399 | 466 | 504 | NETHLDS | 1,772 | 976 | 1,231 | 547 |
| 1352900 CARROTS-FRESH | | | | | 1354900 POTATOES, WHITE OR IRISH-FRESH | | | | |
| TOTAL | 53,439 | 48,670 | 8,214 | 8,334 | TOTAL | 156,865 | 129,547 | 24,403 | 16,860 |
| CANADA | 47,672 | 41,042 | 6,500 | 5,596 | CANADA | 122,748 | 108,947 | 18,921 | 13,335 |
| TRINID | 942 | 1,037 | 534 | 694 | MEXICO | 11,591 | 4,379 | 1,309 | 507 |
| SWEDEN | 2,656 | 2,640 | 606 | 670 | NETHLDS | 1,772 | 976 | 1,231 | 547 |
| U KING | 80 | 2,194 | 15 | 813 | HG KONG | 167 | 395 | 65 | 185 |
| OTHERS | 2,089 | 1,757 | 559 | 561 | OTHERS | 625 | 483 | 321 | 336 |
| | | | | | 1354900 POTATOES, WHITE OR IRISH-FRESH | | | | |
| | | | | | TOTAL | | | | |
| | | | | | CANADA | | | | |
| | | | | | MEXICO | | | | |
| | | | | | NETHLDS | | | | |
| | | | | | HG KONG | | | | |
| | | | | | OTHERS | | | | |
| | | | | | TOTAL | | | | |
| | | | | | CANADA | | | | |
| | | | | | MEXICO | | | | |
| | | | | | NETHLDS | | | | |
| | | | | | HG KONG | | | | |
| | | | | | OTHERS | | | | |
| | | | | | TOTAL | | | | |
| | | | | | CANADA | | | | |
| | | | | | MEXICO | | | | |
| | | | | | NETHLDS | | | | |
| | | | | | HG KONG | | | | |
| | | | | | OTHERS | | | | |

TABLE 11--U.S. AGRICULTURAL EXPORTS: QUANTITY AND VALUE, COMMODITY BY COUNTRY
FISCAL YEARS 1978 AND 1979--CONTINUED

| SCHED-B COUNTRY | QUANTITY | | VALUE | | SCHED-B COUNTRY | QUANTITY | | VALUE | |
|---|----------|---------|--------|--------|--|----------|--------|------------|------------|
| | 1978 | 1979 | 1978 | 1979 | | 1978 | 1979 | 1,000 DOL. | 1,000 DOL. |
| ARGENT | 0 | 5,796 | 0 | 835 | SINGAPR | 288 | 223 | 285 | 238 |
| SWEDEN | 156 | 1,817 | 45 | 402 | HG KONG | 324 | 459 | 490 | 368 |
| ALGERIA | 17,267 | 0 | 2,786 | 0 | JAPAN | 4,269 | 8,461 | 2,334 | 4,602 |
| OTHERS | 2,156 | 2,870 | 785 | 708 | AUSTRAL | 436 | 525 | 373 | 428 |
| | | | | | OTHERS | 1,195 | 1,791 | 1,299 | 2,093 |
| 1355300 TOMATOES-FRESH MT | | | | | 1400100 BEANS-BLACK, EX SEED MT | | | | |
| TOTAL | 93,956 | 110,007 | 32,496 | 37,498 | TOTAL | 2,453 | 5,456 | 1,294 | 2,762 |
| CANADA | 98,064 | 103,396 | 30,823 | 34,306 | TRINID | 138 | 8 | 97 | 6 |
| MEXICO | 1,820 | 2,658 | 520 | 835 | VENEZ | 864 | 4,855 | 368 | 2,475 |
| HG KONG | 664 | 2,184 | 267 | 1,130 | NETHLOS | 100 | 0 | 76 | 0 |
| OTHERS | 1,408 | 1,769 | 886 | 1,227 | SPAIN | 161 | 0 | 176 | 0 |
| | | | | | IRAN | 261 | 0 | 136 | 0 |
| 1355900 OTHER VEGETABLES-FRESH MT | | | | | 1400300 BEANS-GREAT NORTHERN, EX SEED MT | | | | |
| TOTAL | 34,384 | 46,406 | 15,514 | 20,612 | TOTAL | 35,616 | 48,533 | 19,327 | 22,708 |
| CANADA | 28,874 | 36,985 | 12,545 | 15,251 | CANADA | 939 | 1,178 | 505 | 609 |
| MEXICO | 252 | 2,043 | 94 | 469 | VENEZ | 1,389 | 1,802 | 755 | 915 |
| BERMUDA | 712 | 622 | 597 | 358 | NETHLOS | 161 | 815 | 140 | 419 |
| BAHAMAS | 250 | 676 | 136 | 637 | BELGIUM | 996 | 3,175 | 533 | 1,493 |
| N ANTIL | 274 | 960 | 126 | 637 | FRANCE | 4,849 | 9,796 | 2,367 | 3,260 |
| SWEDEN | 825 | 658 | 233 | 238 | FR GERM | 613 | 994 | 299 | 479 |
| NETHLOS | 1,008 | 1,778 | 400 | 592 | SWITZLD | 481 | 3,647 | 254 | 1,165 |
| S ARAB | 177 | 176 | 173 | 212 | SPAIN | 1,719 | 1,817 | 947 | 855 |
| INDIA | 1,039 | 0 | 334 | 0 | YUGOSLV | 0 | 3,852 | 0 | 2,123 |
| HG KONG | 195 | 411 | 184 | 356 | IRAN | 1,039 | 0 | 585 | 0 |
| JAPAN | 189 | 871 | 93 | 994 | ISRAEL | 380 | 521 | 211 | 237 |
| OTHERS | 789 | 1,526 | 599 | 992 | PHIL R | 527 | 1,082 | 318 | 586 |
| | | | | | AUSTRAL | 748 | 692 | 448 | 396 |
| 1381000 CARROTS-FROZEN MT | | | | | 1400500 BEANS-LIMA, EX SEED, EX SEED MT | | | | |
| TOTAL | 4,069 | 7,842 | 1,707 | 3,468 | TOTAL | 9,515 | 11,883 | 3,705 | 5,620 |
| CANADA | 2,329 | 3,143 | 950 | 1,519 | CANADA | 230 | 469 | 127 | 220 |
| JAPAN | 1,415 | 3,853 | 532 | 1,633 | PANAMA | 28 | 192 | 17 | 138 |
| OTHERS | 325 | 846 | 225 | 516 | JAMAICA | 413 | 63 | 220 | 35 |
| | | | | | VENEZ | 189 | 219 | 161 | 121 |
| 1382000 CORN, SWEET-FROZEN MT | | | | | 1400700 BEANS-NAVY OR PEA, EX SEED MT | | | | |
| TOTAL | 14,889 | 24,264 | 7,444 | 13,715 | TOTAL | 79,916 | 61,865 | 36,198 | 22,755 |
| CANADA | 769 | 3,228 | 223 | 1,175 | CANADA | 9,107 | 4,828 | 3,887 | 1,598 |
| SWEDEN | 0 | 652 | 0 | 378 | U KING | 53,466 | 36,693 | 27,110 | 15,234 |
| U KING | 1,213 | 2,579 | 814 | 1,777 | IRELAND | 1,304 | 973 | 707 | 476 |
| JAPAN | 9,289 | 14,612 | 5,232 | 8,136 | NETHLOS | 7,829 | 5,693 | 1,240 | 1,128 |
| AUSTRAL | 533 | 1,545 | 362 | 1,151 | BELGIUM | 1,213 | 2,346 | 464 | 725 |
| ENRY I | 1,104 | 0 | 160 | 0 | FRANCE | 487 | 638 | 202 | 230 |
| OTHERS | 1,981 | 1,648 | 653 | 1,098 | FR GERM | 740 | 832 | 337 | 290 |
| | | | | | ITALY | 1,062 | 1,143 | 477 | 471 |
| 1383000 PEAS-FROZEN MT | | | | | 1400800 BEANS-PINTO, EX SEED MT | | | | |
| TOTAL | 8,121 | 7,875 | 3,878 | 4,511 | TOTAL | 21,567 | 39,685 | 7,454 | 16,340 |
| CANADA | 685 | 509 | 230 | 250 | CANADA | 328 | 701 | 157 | 121 |
| C RICA | 195 | 744 | 106 | 404 | MEXICO | 8,990 | 15,081 | 2,610 | 4,402 |
| HG KONG | 961 | 1,373 | 472 | 808 | PANAMA | 281 | 396 | 173 | 246 |
| JAPAN | 5,320 | 4,649 | 2,570 | 2,580 | DOM REP | 2,858 | 2,261 | 1,263 | 1,028 |
| OTHERS | 960 | 680 | 500 | 469 | COLOM | 0 | 2,071 | 0 | 558 |
| | | | | | NETHLOS | 5,199 | 1,798 | 1,697 | 736 |
| 1384100 POTATOES-FRENCE FRIES-FROZEN MT | | | | | 1401200 BEANS-RED KIDNEY, EX SEED MT | | | | |
| TOTAL | 13,660 | 29,658 | 7,712 | 15,017 | TOTAL | 9,501 | 17,413 | 6,001 | 9,249 |
| CANADA | 686 | 456 | 310 | 222 | CANADA | 1,208 | 1,480 | 689 | 746 |
| N ANTIL | 370 | 472 | 201 | 334 | PANAMA | 812 | 1,878 | 483 | 1,181 |
| U KING | 50 | 1,475 | 23 | 625 | | | | | |
| NETHLOS | 46 | 788 | 29 | 332 | | | | | |
| HG KONG | 733 | 1,624 | 404 | 1,022 | | | | | |
| JAPAN | 18,548 | 17,467 | 6,008 | 10,982 | | | | | |
| OTHERS | 1,227 | 2,396 | 737 | 1,500 | | | | | |
| | | | | | | | | | |
| 1384500 OTHER POTATOES-FROZEN MT | | | | | 1400800 BEANS-PINTO, EX SEED MT | | | | |
| TOTAL | 7,113 | 5,501 | 1,717 | 3,040 | TOTAL | 21,567 | 39,685 | 7,454 | 16,340 |
| CANADA | 1,324 | 2,289 | 612 | 1,061 | CANADA | 328 | 701 | 157 | 121 |
| SWEDEN | 215 | 267 | 91 | 138 | MEXICO | 8,990 | 15,081 | 2,610 | 4,402 |
| FR GERM | 229 | 37 | 180 | 8 | PANAMA | 281 | 396 | 173 | 246 |
| JAPAN | 652 | 2,179 | 470 | 1,308 | DOM REP | 2,858 | 2,261 | 1,263 | 1,028 |
| OTHERS | 693 | 729 | 444 | 532 | COLOM | 0 | 2,071 | 0 | 558 |
| | | | | | NETHLOS | 5,199 | 1,798 | 1,697 | 736 |
| 1387000 OTHER VEGETABLES-FROZEN MT | | | | | 1401200 BEANS-RED KIDNEY, EX SEED MT | | | | |
| TOTAL | 12,727 | 19,701 | 9,111 | 14,553 | TOTAL | 9,501 | 17,413 | 6,001 | 9,249 |
| CANADA | 4,432 | 5,409 | 2,237 | 3,396 | CANADA | 1,208 | 1,480 | 689 | 746 |
| BERMUDA | 334 | 570 | 330 | 612 | PANAMA | 812 | 1,878 | 483 | 1,181 |
| N ANTIL | 198 | 332 | 253 | 350 | | | | | |
| VENEZ | 179 | 452 | 173 | 358 | | | | | |
| SWEDEN | 151 | 369 | 208 | 517 | | | | | |
| U KING | 284 | 314 | 320 | 440 | | | | | |
| S ARAB | 532 | 628 | 624 | 925 | | | | | |
| ARAB EM | 113 | 168 | 185 | 226 | | | | | |

TABLE 11--U.S. AGRICULTURAL EXPORTS: QUANTITY AND VALUE, COMMODITY BY COUNTRY
FISCAL YEARS 1978 AND 1979--CONTINUED

| SCHED-B COUNTRY | QUANTITY | | VALUE | | SCHED-B COUNTRY | QUANTITY | | VALUE | |
|--|----------|--------|------------|------------|--|----------|--------|------------|------------|
| | 1978 | 1979 | 1,000 DOL. | 1,000 DOL. | | 1978 | 1979 | 1,000 DOL. | 1,000 DOL. |
| N ANTJL | 168 | 238 | 162 | 171 | 1402920 PEAS-BLACKEYE COMPEAS=EX SEED HT | | | | |
| F W IND | 1,414 | 1,308 | 1,005 | 987 | TOTAL | 5,124 | 7,856 | 2,758 | 4,195 |
| VENEZ | 898 | 3,354 | 468 | 1,794 | VENEZ | 678 | 1,094 | 285 | 498 |
| SURINAM | 174 | 172 | 182 | 125 | U KING | 327 | 498 | 163 | 214 |
| U KING | 686 | 1,948 | 461 | 1,083 | ITALY | 346 | 656 | 141 | 281 |
| FRANCE | 173 | 559 | 123 | 249 | GREECE | 231 | 1,096 | 124 | 741 |
| FR GERM | 1,360 | 573 | 639 | 320 | IRAN | 519 | 0 | 307 | 0 |
| SWITZLD | 212 | 371 | 168 | 303 | HG KONG | 374 | 650 | 196 | 352 |
| PORTUGL | 52 | 471 | 23 | 211 | ALGERIA | 248 | 0 | 189 | 0 |
| ITALY | 201 | 361 | 126 | 91 | NIGERIA | 599 | 56 | 289 | 27 |
| IRAN | 498 | 0 | 340 | 0 | OTHERS | 1,802 | 3,606 | 1,064 | 2,982 |
| KUWAIT | 443 | 568 | 350 | 385 | | | | | |
| JAPAN | 217 | 958 | 135 | 195 | 1402940 OTHER-CHICK, COW, PIGEON PEAS HT | | | | |
| OTHERS | 980 | 3,002 | 647 | 1,488 | TOTAL | 2,210 | 3,805 | 1,027 | 2,174 |
| 1401500 BEANS-WHITE, N.S.P.F., EX SEE HT | | | | | CANADA | 522 | 192 | 231 | 151 |
| TOTAL | 3,524 | 4,553 | 1,339 | 1,788 | TRINID | 51 | 85 | 95 | 72 |
| CANADA | 120 | 179 | 48 | 104 | VENEZ | 140 | 669 | 64 | 294 |
| NETHLD | 1,057 | 528 | 425 | 181 | SURINAM | 131 | 207 | 93 | 113 |
| FRANCE | 110 | 119 | 72 | 87 | U KING | 354 | 298 | 98 | 80 |
| ITALY | 374 | 1,025 | 204 | 573 | IRELAND | 0 | 618 | 0 | 595 |
| TAIWAN | 847 | 1,627 | 145 | 373 | ARAB EM | 26 | 221 | 7 | 205 |
| OTHERS | 1,016 | 1,075 | 445 | 470 | PHIL R | 57 | 18 | 68 | 7 |
| 1401800 OTHER BEANS, EX SEED HT | | | | | JAPAN | 360 | 257 | 187 | 69 |
| TOTAL | 32,231 | 39,065 | 12,858 | 18,266 | AUSTRAL | 132 | 51 | 78 | 48 |
| CANADA | 7,695 | 2,829 | 1,744 | 1,194 | OTHERS | 437 | 1,189 | 229 | 538 |
| COLOMB | 30 | 1,731 | 15 | 520 | 1403100 BEANS-SEED HT | | | | |
| VENEZ | 2,078 | 5,601 | 961 | 2,564 | TOTAL | 3,650 | 5,786 | 3,301 | 6,733 |
| U KING | 429 | 329 | 304 | 264 | CANADA | 915 | 1,142 | 879 | 1,260 |
| NETHLD | 9,492 | 4,586 | 1,619 | 966 | MEXICO | 54 | 152 | 45 | 169 |
| BELGIUM | 849 | 528 | 395 | 210 | U KING | 891 | 963 | 720 | 1,206 |
| FRANCE | 332 | 1,123 | 188 | 554 | NETHLD | 347 | 900 | 261 | 951 |
| FR GERM | 1,362 | 855 | 620 | 376 | FRANCE | 601 | 262 | 437 | 289 |
| SPAIN | 504 | 737 | 306 | 427 | FR GERM | 186 | 262 | 183 | 275 |
| ITALY | 5,398 | 3,121 | 3,015 | 1,532 | POLAND | 0 | 203 | 0 | 152 |
| GREECE | 53 | 1,483 | 37 | 764 | SPAIN | 29 | 111 | 32 | 165 |
| IRAN | 2,841 | 4,025 | 1,296 | 2,221 | ITALY | 156 | 520 | 158 | 473 |
| JAPAN | 1,681 | 1,222 | 373 | 547 | JAPAN | 98 | 332 | 105 | 503 |
| AUSTRAL | 770 | 407 | 520 | 212 | AUSTRAL | 87 | 244 | 113 | 299 |
| ANGOLA | 0 | 5,997 | 0 | 3,647 | OTHERS | 286 | 695 | 368 | 991 |
| OTHERS | 2,707 | 4,691 | 1,465 | 2,268 | 1403300 PEAS-SEED HT | | | | |
| 1402200 PEAS-GREEN, EX SEED HT | | | | | TOTAL | 7,988 | 12,116 | 3,906 | 6,199 |
| TOTAL | 16,426 | 48,116 | 6,477 | 14,530 | CANADA | 1,703 | 4,207 | 825 | 2,161 |
| CANADA | 321 | 857 | 132 | 240 | MEXICO | 405 | 87 | 176 | 80 |
| PANAMA | 242 | 77 | 151 | 43 | BRAZIL | 208 | 67 | 109 | 49 |
| COLOMB | 2,053 | 8,058 | 613 | 2,215 | SWEDEN | 187 | 1,034 | 105 | 497 |
| VENEZ | 2,791 | 3,942 | 1,241 | 1,415 | U KING | 1,875 | 2,525 | 992 | 1,346 |
| BRAZIL | 216 | 8,327 | 67 | 2,500 | IRELAND | 361 | 274 | 199 | 145 |
| ARGENT | 0 | 1,429 | 0 | 410 | FRANCE | 1,095 | 1,096 | 422 | 461 |
| SWEDEN | 533 | 0 | 260 | 0 | FR GERM | 560 | 258 | 225 | 128 |
| U KING | 2,314 | 10,612 | 908 | 3,024 | ITALY | 795 | 663 | 413 | 316 |
| FRANCE | 18 | 1,073 | 14 | 451 | ISRAEL | 178 | 170 | 103 | 103 |
| SWITZLD | 246 | 0 | 192 | 0 | OTHERS | 621 | 1,795 | 337 | 913 |
| SPAIN | 531 | 978 | 172 | 330 | 1403500 LENTILS HT | | | | |
| ITALY | 424 | 878 | 134 | 302 | TOTAL | 11,536 | 38,961 | 7,429 | 23,922 |
| INDIA | 1,138 | 2,219 | 342 | 583 | CANADA | 312 | 1,932 | 213 | 1,185 |
| PHIL R | 636 | 740 | 252 | 198 | PANAMA | 232 | 422 | 157 | 249 |
| TAIWAN | 1,183 | 2,474 | 318 | 642 | COLOMB | 775 | 679 | 378 | 358 |
| JAPAN | 1,756 | 2,263 | 644 | 802 | VENEZ | 615 | 1,711 | 332 | 1,109 |
| OTHERS | 2,024 | 4,189 | 1,037 | 1,375 | ECUADOR | 1,545 | 955 | 1,138 | 610 |
| 1402400 PEAS-PELLOE, EX SEED HT | | | | | BRAZIL | 0 | 662 | 0 | 347 |
| TOTAL | 8,373 | 15,067 | 3,215 | 4,363 | NETHLD | 688 | 960 | 372 | 659 |
| COLOMB | 100 | 2,157 | 35 | 526 | FRANCE | 259 | 547 | 125 | 351 |
| VENEZ | 1,749 | 3,037 | 578 | 746 | FR GERM | 775 | 3,512 | 338 | 1,842 |
| IRAN | 2,888 | 4,316 | 1,295 | 1,434 | SWITZLD | 157 | 403 | 96 | 227 |
| MALAYSA | 641 | 485 | 234 | 140 | SPAIN | 1,218 | 3,080 | 834 | 1,674 |
| SINGAPR | 893 | 766 | 365 | 225 | ITALY | 2,821 | 2,386 | 1,521 | 1,314 |
| TAIWAN | 523 | 2,280 | 244 | 578 | GREECE | 0 | 5,328 | 0 | 3,394 |
| OTHERS | 1,279 | 2,026 | 464 | 714 | KUWAIT | 144 | 170 | 129 | 119 |
| 1402700 PEAS-AUSTRALIAN WINTER, EX SEED HT | | | | | AUSTRAL | 410 | 451 | 303 | 332 |
| TOTAL | 2,871 | 15,891 | 922 | 4,929 | FR P IS | 226 | 178 | 228 | 157 |
| NETHLD | 142 | 3,908 | 44 | 1,068 | ALGERIA | 697 | 13,754 | 767 | 8,898 |
| TAIWAN | 1,722 | 5,609 | 528 | 1,454 | OTHERS | 662 | 1,831 | 498 | 1,147 |
| JAPAN | 710 | 5,350 | 233 | 2,102 | | | | | |
| OTHERS | 297 | 1,024 | 117 | 385 | | | | | |

TABLE 11--U.S. AGRICULTURAL EXPORTS: QUANTITY AND VALUE, COMMODITY BY COUNTRY
FISCAL YEARS 1978 AND 1979--CONTINUED

| SCHED. B COUNTRY | QUANTITY | | VALUE | | SCHED. B COUNTRY | QUANTITY | | VALUE | |
|--|----------|--------|------------|------------|---|----------|------------|------------|--------|
| | 1978 | 1979 | 1978 | 1979 | | 1978 | 1979 | 1978 | 1979 |
| | | | 1,000 DOL. | 1,000 DOL. | | | 1,000 DOL. | 1,000 DOL. | |
| 1404100 OTHER LEGUMINOUS VEG. EX FL HT | | | | | SWEDEN | 42 | 34 | 128 | 138 |
| TOTAL | 691 | 624 | 616 | 1,289 | DENMARK | 97 | 6 | 167 | 14 |
| CANADA | 219 | 341 | 376 | 946 | U KING | 167 | 143 | 423 | 633 |
| BERMUDA | 68 | 2 | 75 | 2 | NETHLOS | 84 | 50 | 191 | 136 |
| TAINAN | 197 | 0 | 68 | 2 | FR GERM | 89 | 111 | 380 | 652 |
| JAPAN | 13 | 38 | 89 | 22 | SWITZLD | 80 | 69 | 347 | 219 |
| AUSTRAL | 10 | 31 | 31 | 68 | S ARAB | 5 | 17 | 14 | 120 |
| OTHERS | 174 | 212 | 177 | 249 | KOR REP | 31 | 40 | 99 | 119 |
| 1405100 GARLIC-NONLEGUMINOUS, EX FL HT | | | | | JAPAN | 235 | 328 | 580 | 855 |
| TOTAL | 2,312 | 3,127 | 5,267 | 7,325 | AUSTRAL | 120 | 89 | 380 | 464 |
| CANADA | 337 | 605 | 754 | 1,335 | OTHERS | 156 | 313 | 389 | 619 |
| VENEZ | 100 | 347 | 263 | 1,034 | 1410100 ASPARAGUS, PREP. PRES. CANNED HT | | | | |
| U KING | 123 | 166 | 269 | 390 | TOTAL | 1,373 | 1,884 | 2,171 | 2,978 |
| NETHLOS | 163 | 46 | 267 | 97 | MEXICO | 204 | 177 | 120 | 110 |
| BELGIUM | 115 | 149 | 215 | 327 | VENEZ | 81 | 142 | 143 | 307 |
| FR GERM | 300 | 532 | 584 | 1,192 | SWEDEN | 112 | 66 | 190 | 170 |
| SWITZLD | 20 | 74 | 36 | 159 | NORWAY | 55 | 35 | 117 | 85 |
| KOR REP | 172 | 0 | 741 | 8 | DENMARK | 112 | 105 | 168 | 184 |
| JAPAN | 552 | 652 | 1,344 | 1,625 | U KING | 233 | 567 | 398 | 997 |
| AUSTRAL | 45 | 96 | 123 | 266 | SWITZLD | 58 | 13 | 158 | 40 |
| OTHERS | 385 | 460 | 671 | 890 | S ARAB | 98 | 22 | 123 | 57 |
| 1405300 ONIONS-NONLEGUMINOUS, EX FL HT | | | | | FR P IS | 70 | 154 | 85 | 153 |
| TOTAL | 10,219 | 13,276 | 17,257 | 23,913 | OTHERS | 350 | 603 | 669 | 875 |
| CANADA | 1,894 | 1,933 | 3,455 | 3,706 | 1410320 BEANS, DRY, PREP. PRES. CANNED HT | | | | |
| VENEZ | 45 | 180 | 76 | 336 | TOTAL | 3,154 | 2,808 | 1,978 | 1,654 |
| SWEDEN | 685 | 776 | 1,358 | 1,671 | CANADA | 641 | 443 | 390 | 255 |
| NORWAY | 159 | 158 | 285 | 318 | MEXICO | 365 | 690 | 160 | 306 |
| DENMARK | 82 | 178 | 152 | 314 | PANAMA | 198 | 91 | 142 | 67 |
| U KING | 1,882 | 2,740 | 2,950 | 4,569 | U KING | 34 | 158 | 26 | 137 |
| IRELAND | 133 | 232 | 249 | 410 | NETHLOS | 139 | 1 | 135 | 1 |
| NETHLOS | 1,013 | 759 | 1,423 | 1,232 | FR GERM | 235 | 284 | 177 | 173 |
| BELGIUM | 171 | 184 | 248 | 258 | S ARAB | 230 | 174 | 154 | 85 |
| FR GERM | 1,116 | 2,026 | 2,028 | 3,460 | KOR REP | 39 | 124 | 28 | 88 |
| AUSTRAL | 108 | 152 | 185 | 275 | JAPAN | 112 | 139 | 72 | 91 |
| SWITZLD | 319 | 521 | 522 | 885 | OTHERS | 1,161 | 704 | 694 | 451 |
| SPAIN | 143 | 400 | 233 | 592 | 1410340 BEANS, EX DRY PREP. PRES CND HT | | | | |
| JAPAN | 1,206 | 1,397 | 2,077 | 3,099 | TOTAL | 8,512 | 10,611 | 5,369 | 6,788 |
| AUSTRAL | 555 | 787 | 1,087 | 1,554 | CANADA | 928 | 802 | 422 | 377 |
| OTHERS | 708 | 853 | 949 | 1,242 | MEXICO | 623 | 1,384 | 273 | 627 |
| 1405620 POTATOES-FLAKES, NONLEG. EX FL HT | | | | | PANAMA | 536 | 1,128 | 391 | 758 |
| TOTAL | 15,780 | 27,968 | 8,442 | 14,637 | PANAMAS | 281 | 69 | 128 | 49 |
| CANADA | 524 | 784 | 341 | 333 | N ANTIL | 626 | 644 | 370 | 367 |
| SWEDEN | 564 | 509 | 326 | 286 | VENEZ | 347 | 533 | 235 | 286 |
| U KING | 1,005 | 1,871 | 431 | 993 | DENMARK | 153 | 20 | 121 | 22 |
| BELGIUM | 431 | 269 | 214 | 128 | FR GERM | 488 | 316 | 228 | 205 |
| FRANCE | 351 | 1,203 | 150 | 661 | IRAQ | 3 | 163 | 1 | 187 |
| FR GERM | 864 | 5,414 | 372 | 2,908 | KUWAIT | 280 | 463 | 171 | 423 |
| SPAIN | 434 | 755 | 231 | 420 | S ARAB | 1,014 | 1,134 | 821 | 664 |
| JAPAN | 11,049 | 14,859 | 5,897 | 7,874 | ARAB EM | 419 | 387 | 291 | 300 |
| OTHERS | 558 | 1,304 | 480 | 1,034 | KOR REP | 214 | 111 | 111 | 78 |
| 1405640 POTATOES-GRANULES, NONLEGUM HT | | | | | HONG KONG | 22 | 342 | 15 | 196 |
| TOTAL | 7,405 | 8,557 | 5,711 | 7,093 | JAPAN | 207 | 207 | 157 | 153 |
| SWEDEN | 1,490 | 1,406 | 1,330 | 1,368 | FR P IS | 382 | 314 | 191 | 280 |
| DENMARK | 198 | 181 | 121 | 115 | LIBERIA | 346 | 774 | 225 | 525 |
| U KING | 917 | 1,408 | 769 | 1,329 | OTHERS | 1,623 | 1,420 | 1,218 | 1,291 |
| JAPAN | 3,988 | 4,533 | 2,847 | 3,472 | 1410500 CORN, PREP. PRES. CANNED HT | | | | |
| OTHERS | 812 | 1,029 | 624 | 809 | TOTAL | 24,956 | 42,514 | 14,274 | 26,129 |
| 1405660 POTATOES-OTHER, NONLEG. EX FLOW HT | | | | | CANADA | 2,245 | 1,204 | 1,072 | 545 |
| TOTAL | 12,948 | 13,455 | 8,458 | 8,840 | MEXICO | 656 | 1,239 | 296 | 619 |
| CANADA | 2,141 | 2,538 | 1,504 | 1,824 | VENEZ | 561 | 651 | 401 | 493 |
| U KING | 1,588 | 519 | 1,216 | 358 | ARGENT | 0 | 600 | 0 | 279 |
| NETHLOS | 87 | 578 | 20 | 301 | SWEDEN | 928 | 1,352 | 622 | 1,016 |
| FRANCE | 387 | 0 | 209 | 301 | DENMARK | 298 | 660 | 170 | 432 |
| FR GERM | 421 | 476 | 187 | 207 | U KING | 2,079 | 4,042 | 1,490 | 3,408 |
| S ARAB | 90 | 22 | 258 | 30 | NETHLOS | 146 | 644 | 93 | 429 |
| JAPAN | 7,212 | 8,580 | 4,489 | 5,456 | FRANCE | 3,680 | 7,221 | 2,361 | 4,168 |
| OTHERS | 1,059 | 822 | 855 | 684 | FR GERM | 3,643 | 4,024 | 1,858 | 2,383 |
| 1407100 VEGETABLES REDUCED TO FLOUR HT | | | | | SWITZLD | 2,115 | 2,595 | 1,010 | 1,269 |
| TOTAL | 1,777 | 2,135 | 4,020 | 5,363 | S ARAB | 352 | 143 | 212 | 87 |
| CANADA | 423 | 706 | 548 | 762 | MALAYSA | 405 | 591 | 202 | 324 |
| JAMAICA | 31 | 1 | 121 | 1 | SINGAPR | 458 | 1,029 | 227 | 594 |
| VENEZ | 148 | 202 | 126 | 563 | HONG KONG | 2,417 | 3,960 | 1,385 | 2,404 |
| ARGENT | 99 | 26 | 127 | 68 | TAIWAN | 505 | 1,296 | 266 | 695 |
| | | | | | JAPAN | 2,853 | 8,663 | 1,529 | 5,076 |
| | | | | | OTHERS | 1,615 | 2,600 | 1,080 | 1,834 |

TABLE 11--U.S. AGRICULTURAL EXPORTS: QUANTITY AND VALUE, COMMODITY BY COUNTRY
FISCAL YEARS 1978 AND 1979--CONTINUED

| SCHED.B COUNTRY | QUANTITY | | VALUE | | SCHED.B COUNTRY | QUANTITY | | VALUE | |
|---|----------|--------|--------------------|--------------------|-----------------------------------|----------|--------|--------------------|--------------------|
| | 1978 | 1979 | 1978 1,000 DOL. | 1979 1,000 DOL. | | 1978 | 1979 | 1978 1,000 DOL. | 1979 1,000 DOL. |
| 1411100 PEAS, EX COMPEAS, CHICKPEAS, CD | MT | | | | 1417500 VEG OTHERWISE PREP, PRES | MT | | | |
| TOTAL | 2,136 | 2,688 | 1,263 | 1,763 | TOTAL | 1,886 | 4,005 | 2,314 | 3,942 |
| CANADA | 297 | 131 | 140 | 70 | CANADA | 636 | 1,029 | 415 | 605 |
| PANAMA | 169 | 304 | 119 | 224 | VENEZ | 63 | 135 | 89 | 343 |
| N ANTIL | 135 | 119 | 82 | 78 | SPAIN | 1 | 74 | 5 | 213 |
| VENEZ | 375 | 643 | 267 | 436 | S ARAB | 246 | 1,375 | 309 | 1,505 |
| S ARAB | 371 | 383 | 210 | 264 | TAIWAN | 45 | 1 | 137 | 1 |
| FR P IS | 92 | 199 | 48 | 126 | JAPAN | 58 | 220 | 68 | 200 |
| OTHERS | 697 | 904 | 397 | 565 | OTHERS | 837 | 1,171 | 1,291 | 1,075 |
| 1412240 TOMATO, SAUCE EX CHILI CND | MT | | | | 1451200 ALMONDS, NOT SHELLED ETC | MT | | | |
| TOTAL | 2,449 | 3,318 | 1,708 | 2,100 | TOTAL | 1,009 | 1,427 | 2,164 | 4,139 |
| CANADA | 1,139 | 1,536 | 667 | 883 | CANADA | 328 | 320 | 482 | 579 |
| MEXICO | 192 | 560 | 99 | 290 | SWEDEN | 58 | 15 | 155 | 40 |
| JAPAN | 315 | 189 | 299 | 175 | U KING | 41 | 62 | 116 | 239 |
| FR P IS | 252 | 390 | 161 | 243 | FRANCE | 99 | 2 | 187 | 10 |
| OTHERS | 551 | 643 | 462 | 509 | FR GERM | 156 | 241 | 425 | 686 |
| | | | | | JAPAN | 84 | 397 | 227 | 1,535 |
| | | | | | OTHERS | 243 | 390 | 572 | 1,050 |
| 1412260 TOMATO PASTE, CANNED | MT | | | | 1451600 FILBERTS, NOT SHELLED ETC | MT | | | |
| TOTAL | 9,985 | 16,626 | 7,878 | 15,843 | TOTAL | 1,668 | 1,885 | 1,932 | 2,464 |
| CANADA | 6,335 | 13,266 | 5,727 | 12,958 | CANADA | 804 | 621 | 816 | 673 |
| HAWAII | 94 | 581 | 64 | 498 | VENEZ | 133 | 61 | 184 | 98 |
| VENEZ | 884 | 292 | 644 | 182 | CHILE | 0 | 129 | 0 | 204 |
| HONG KONG | 201 | 220 | 162 | 534 | FR GERM | 629 | 864 | 779 | 1,263 |
| JAPAN | 777 | 770 | 641 | 780 | OTHERS | 102 | 210 | 153 | 226 |
| AUSTRAL | 0 | 730 | 0 | | | | | | |
| OTHERS | 724 | 767 | 640 | | | | | | |
| 1412280 TOMATOES, OTHER PREP, PRES | MT | | | | 1452000 PEANUTS, N/SHELLED | MT | | | |
| TOTAL | 12,300 | 17,928 | 6,321 | 9,687 | TOTAL | 30,231 | 44,004 | 23,256 | 34,382 |
| CANADA | 10,875 | 14,106 | 5,468 | 7,562 | CANADA | 8,327 | 9,199 | 5,509 | 6,310 |
| ARGENT | 0 | 1,929 | 0 | 1,072 | BARBADO | 135 | 525 | 98 | 406 |
| S ARAB | 491 | 244 | 294 | 143 | VENEZ | 1,005 | 334 | 1,243 | 436 |
| OTHERS | 934 | 1,649 | 619 | 910 | U KING | 1,556 | 4,274 | 1,052 | 3,545 |
| | | | | | NETHLOS | 4,186 | 2,488 | 3,104 | 2,021 |
| | | | | | FRANCE | 1,976 | 7,284 | 1,652 | 4,871 |
| | | | | | FR GERM | 349 | 1,082 | 309 | 895 |
| | | | | | SWITZLD | 3,711 | 4,937 | 3,100 | 4,126 |
| | | | | | U.S.S.R | 2,143 | 0 | 1,596 | 0 |
| | | | | | SPAIN | 1,239 | 2,460 | 1,143 | 2,244 |
| | | | | | ITALY | 3,312 | 7,071 | 2,496 | 5,924 |
| | | | | | KOR REP | 0 | 520 | 0 | 390 |
| | | | | | JAPAN | 942 | 1,696 | 808 | 1,295 |
| | | | | | OTHERS | 1,544 | 2,134 | 1,146 | 1,919 |
| | | | | | | | | | |
| | | | | | 1452200 PECANS, N/SHELLED | MT | | | |
| | | | | | TOTAL | 1,418 | 772 | 1,596 | 1,012 |
| | | | | | CANADA | 384 | 368 | 520 | 403 |
| | | | | | MEXICO | 12 | 85 | 12 | 53 |
| | | | | | U KING | 75 | 77 | 167 | 99 |
| | | | | | NETHLOS | 111 | 68 | 213 | 122 |
| | | | | | FR GERM | 114 | 39 | 216 | 88 |
| | | | | | JAPAN | 641 | 23 | 404 | 66 |
| | | | | | OTHERS | 81 | 112 | 164 | 171 |
| | | | | | | | | | |
| | | | | | 1452800 WALNUTS, N/SHELLED | MT | | | |
| | | | | | TOTAL | 33,467 | 24,839 | 36,397 | 42,468 |
| | | | | | CANADA | 1,360 | 860 | 1,427 | 1,353 |
| | | | | | VENEZ | 453 | 183 | 516 | 331 |
| | | | | | BRAZIL | 513 | 382 | 590 | 640 |
| | | | | | ARGENT | 210 | 302 | 246 | 550 |
| | | | | | SWEDEN | 36 | 257 | 41 | 488 |
| | | | | | NORWAY | 344 | 286 | 356 | 482 |
| | | | | | DENMARK | 498 | 717 | 567 | 1,292 |
| | | | | | U KING | 313 | 205 | 341 | 324 |
| | | | | | NETHLOS | 1,776 | 875 | 1,916 | 1,476 |
| | | | | | BELGIUM | 993 | 1,081 | 1,088 | 1,805 |
| | | | | | FRANCE | 3,379 | 470 | 3,667 | 817 |
| | | | | | FR GERM | 10,859 | 8,693 | 12,140 | 14,916 |
| | | | | | SWITZLD | 780 | 217 | 871 | 368 |
| | | | | | SPAIN | 5,301 | 6,972 | 5,378 | 11,861 |
| | | | | | ITALY | 5,299 | 2,822 | 5,542 | 3,483 |
| | | | | | AUSTRAL | 575 | 594 | 675 | 1,044 |
| | | | | | OTHERS | 778 | 713 | 973 | 1,230 |
| | | | | | | | | | |
| | | | | | 1453500 OTHER N/SHELLED | MT | | | |
| | | | | | TOTAL | 807 | 1,511 | 2,266 | 3,783 |
| | | | | | CANADA | 278 | 287 | 369 | 425 |
| | | | | | MEXICO | 23 | 77 | 37 | 249 |

TABLE 11--U.S. AGRICULTURAL EXPORTS: QUANTITY AND VALUE, COMMODITY BY COUNTRY
FISCAL YEARS 1978 AND 1979--CONTINUED

| SCHED. B COUNTRY | QUANTITY | | VALUE | | SCHED. B COUNTRY | QUANTITY | | VALUE | |
|------------------------------|----------|---------|------------|------------|---|----------|---------|------------|------------|
| | 1978 | 1979 | 1,000 DOL. | 1,000 DOL. | | 1978 | 1979 | 1,000 DOL. | 1,000 DOL. |
| U KING | 41 | 8 | 199 | 22 | N ZEAL | 1,834 | 691 | 1,322 | 537 |
| FRANCE | 4 | 34 | 18 | 198 | MOROCCO | 391 | 360 | 338 | 301 |
| FR GERM | 0 | 49 | 1 | 227 | ALGERIA | 4,699 | 0 | 3,550 | 0 |
| LEBANON | 34 | 0 | 142 | 0 | CNRY I | 36 | 323 | 35 | 327 |
| S ARAB | 81 | 2 | 228 | R | OTHERS | 1,750 | 289 | 1,494 | 283 |
| JAPAN | 96 | 460 | 429 | 1,282 | | | | | |
| AUSTRAL | 85 | 18 | 309 | 86 | | | | | |
| OTHERS | 165 | 576 | 534 | 1,286 | | | | | |
| 1454300 ALMONDS, SHELLED MT | | | | | 1454750 PEANUTS, SHELLED, OIL STOCK HT | | | | |
| TOTAL | 61,789 | 42,261 | 156,275 | 165,347 | TOTAL | 0 | 62,111 | 0 | 37,471 |
| CANADA | 2,675 | 1,762 | 6,324 | 6,147 | CANADA | 0 | 2,955 | 0 | 2,157 |
| MEXICO | 648 | 155 | 640 | 230 | VENEZ | 0 | 1,241 | 0 | 2,042 |
| VENEZ | 398 | 276 | 1,141 | 1,164 | U KING | 0 | 754 | 0 | 643 |
| ARGENT | 118 | 236 | 348 | 984 | NETHLOS | 0 | 1,812 | 0 | 1,161 |
| SWEDEN | 3,415 | 2,132 | 9,087 | 8,325 | FRANCE | 0 | 30,099 | 0 | 16,845 |
| NORWAY | 1,502 | 1,708 | 4,207 | 7,050 | SWITZLD | 0 | 7,790 | 0 | 4,491 |
| FINLAND | 254 | 272 | 657 | 1,049 | AZORES | 0 | 2,100 | 0 | 1,208 |
| DENMARK | 1,362 | 1,403 | 3,469 | 5,621 | PORTUGL | 0 | 9,934 | 0 | 5,642 |
| U KING | 3,941 | 3,343 | 10,314 | 13,905 | ITALY | 0 | 4,141 | 0 | 2,340 |
| NETHLOS | 1,640 | 1,104 | 4,165 | 4,420 | JAPAN | 0 | 756 | 0 | 494 |
| BELGIUM | 406 | 300 | 1,028 | 1,246 | OTHERS | 0 | 529 | 0 | 448 |
| FRANCE | 3,492 | 1,234 | 8,604 | 8,572 | | | | | |
| FR GERM | 19,441 | 13,855 | 48,325 | 53,241 | 1454780 PEANUTS, SHELLED, EX OIL STOCK MT | | | | |
| GERM DR | 0 | 175 | 0 | 556 | TOTAL | 0 | 161,088 | 0 | 121,586 |
| AUSTRIA | 204 | 246 | 604 | 831 | CANADA | 0 | 31,555 | 0 | 22,512 |
| SWITZLD | 1,983 | 810 | 4,814 | 3,104 | TRINID | 0 | 1,940 | 0 | 1,620 |
| POLAND | 871 | 0 | 2,565 | 0 | SWEDEN | 0 | 744 | 0 | 625 |
| U.S.S.R. | 4,507 | 0 | 12,707 | 0 | NORWAY | 0 | 1,247 | 0 | 1,031 |
| ITALY | 152 | 222 | 396 | 911 | J KING | 0 | 28,163 | 0 | 22,793 |
| SYRIA | 154 | 245 | 385 | 1,043 | NETHLOS | 0 | 19,694 | 0 | 15,035 |
| JORDAN | 210 | 60 | 555 | 249 | FRANCE | 0 | 8,229 | 0 | 5,347 |
| KUWAIT | 64 | 234 | 183 | 916 | FR GERM | 0 | 6,099 | 0 | 4,797 |
| S ARAB | 78 | 295 | 211 | 1,253 | SWITZLD | 0 | 20,901 | 0 | 14,780 |
| ARAB EM | 541 | 411 | 1,345 | 1,771 | U.S.S.R. | 0 | 1,459 | 0 | 755 |
| INDIA | 728 | 1,147 | 1,927 | 3,757 | SPAIN | 0 | 7,268 | 0 | 6,324 |
| SINGAPR | 218 | 180 | 595 | 779 | ITALY | 0 | 5,483 | 0 | 3,419 |
| JAPAN | 10,567 | 8,002 | 25,866 | 32,702 | KOR REP | 0 | 1,803 | 0 | 1,432 |
| AUSTRAL | 1,114 | 381 | 2,612 | 2,261 | JAPAN | 0 | 16,446 | 0 | 13,751 |
| N ZEAL | 84 | 135 | 230 | 509 | N ZEAL | 0 | 1,383 | 0 | 1,286 |
| REP SAF | 211 | 146 | 557 | 629 | MOROCCO | 0 | 479 | 0 | 590 |
| OTHERS | 739 | 592 | 2,214 | 2,122 | ANGOLA | 0 | 6,315 | 0 | 3,896 |
| | | | | | OTHERS | 0 | 1,950 | 0 | 1,873 |
| 1454500 FILBERTS, SHELLED HT | | | | | 1454900 PECANS, SHELLED HT | | | | |
| TOTAL | 507 | 740 | 882 | 1,133 | TOTAL | 1,069 | 1,233 | 3,626 | 4,102 |
| CANADA | 120 | 233 | 168 | 284 | CANADA | 889 | 1,080 | 2,829 | 3,430 |
| MEXICO | 30 | 1 | 75 | 2 | NETHLOS | 60 | 18 | 290 | 79 |
| VENEZ | 45 | 56 | 89 | 132 | BELGIUM | 17 | 32 | 72 | 225 |
| U KING | 0 | 30 | 0 | 60 | OTHERS | 103 | 103 | 435 | 368 |
| NETHLOS | 0 | 56 | 0 | 133 | | | | | |
| FR GERM | 78 | 61 | 112 | 87 | 1455100 WALNUTS, SHELLED HT | | | | |
| SWITZLD | 104 | 0 | 233 | 0 | TOTAL | 5,531 | 2,889 | 12,557 | 10,886 |
| ISRAEL | 0 | 62 | 0 | 65 | CANADA | 303 | 339 | 747 | 914 |
| AUSTRAL | 91 | 117 | 108 | 139 | VENEZ | 203 | 178 | 494 | 679 |
| OTHERS | 39 | 124 | 97 | 231 | SWEDEN | 235 | 31 | 372 | 170 |
| | | | | | U KING | 416 | 240 | 957 | 1,047 |
| 1454700 PEANUTS, SHELLED HT | | | | | NETHLOS | 764 | 105 | 1,114 | 345 |
| TOTAL | 319,014 | 112,572 | 224,761 | 79,120 | BELGIUM | 199 | 137 | 224 | 242 |
| CANADA | 44,636 | 15,680 | 32,351 | 10,884 | FRANCE | 360 | 72 | 1,308 | 311 |
| TRINID | 1,969 | 633 | 1,635 | 504 | FR GERM | 341 | 186 | 854 | 636 |
| VENEZ | 1,867 | 279 | 1,409 | 246 | AUSTRIA | 165 | 99 | 509 | 456 |
| SWEDEN | 1,802 | 222 | 866 | 205 | SWITZLD | 159 | 98 | 531 | 301 |
| NORWAY | 1,982 | 1,623 | 1,616 | 1,358 | SPAIN | 170 | 176 | 492 | 468 |
| U KING | 46,936 | 15,122 | 38,183 | 11,834 | ISRAEL | 331 | 184 | 897 | 711 |
| NETHLOS | 36,934 | 11,280 | 28,784 | 9,083 | TAIWAN | 67 | 89 | 214 | 330 |
| BELGIUM | 3,598 | 103 | 1,380 | 103 | JAPAN | 425 | 274 | 1,094 | 1,199 |
| FRANCE | 36,107 | 28,752 | 19,897 | 17,232 | AUSTRAL | 371 | 299 | 1,138 | 1,398 |
| FR GERM | 6,403 | 6,484 | 5,145 | 4,994 | OTHERS | 1,022 | 382 | 1,612 | 979 |
| SWITZLD | 27,988 | 9,302 | 17,620 | 6,776 | | | | | |
| POLAND | 4,088 | 500 | 2,395 | 375 | 1455700 OTHER NUTS, SHELLED HT | | | | |
| U.S.S.R. | 21,348 | 1,456 | 16,012 | 238 | TOTAL | 1,439 | 2,912 | 2,663 | 6,197 |
| AZORES | 1,040 | 1,160 | 516 | 667 | CANADA | 654 | 1,161 | 849 | 1,413 |
| SPAIN | 9,009 | 3,356 | 7,905 | 2,899 | MEXICO | 21 | 423 | 138 | 1,694 |
| PORTUGL | 20,646 | 1,800 | 10,660 | 956 | TRINID | 99 | 82 | 83 | 79 |
| ITALY | 16,109 | 7,544 | 8,242 | 4,733 | VENEZ | 91 | 109 | 151 | 211 |
| KOR REP | 2,575 | 939 | 2,092 | 689 | NORWAY | 99 | 8 | 78 | 20 |
| HONG KONG | 730 | 0 | 684 | 0 | U KING | 62 | 226 | 86 | 289 |
| JAPAN | 24,277 | 4,674 | 19,242 | 3,896 | FR GERM | 2 | 196 | 4 | 920 |
| AUSTRAL | 2,858 | 0 | 2,188 | 0 | ISRAEL | 14 | 35 | 68 | 91 |
| | | | | | S ARAB | 34 | 7 | 122 | 25 |
| | | | | | SINGAPR | 77 | 196 | 209 | 496 |

TABLE 11--U.S. AGRICULTURAL EXPORTS: QUANTITY AND VALUE, COMMODITY BY COUNTRY
FISCAL YEARS 1978 AND 1979--CONTINUED

| SCHED. B COUNTRY | QUANTITY | | VALUE | | SCHED. B COUNTRY | QUANTITY | | VALUE | |
|--|----------|--------|-----------------------|-----------------------|-----------------------------------|----------|---------|-----------------------|-----------------------|
| | 1978 | 1979 | 1978 1,000 DOL. | 1979 1,000 DOL. | | 1978 | 1979 | 1978 1,000 DOL. | 1979 1,000 DOL. |
| HONG KONG | 33 | 37 | 150 | 163 | 1459000 NUTS, MIX 2 OR MORE KINDS | MT | | | |
| JAPAN | 23 | 139 | 145 | 430 | TOTAL | 941 | 1,462 | 3,285 | 5,059 |
| AUSTRAL | 38 | 33 | 218 | 167 | CANADA | 33 | 106 | 73 | 186 |
| OTHERS | 192 | 260 | 370 | 605 | PANAMA | 26 | 23 | 95 | 81 |
| | | | | | N ANTIL | 38 | 11 | 83 | 39 |
| 1456100 ALMONDS, PREP, PRES, SHELL, N/SH | MT | | | | COLOMB | 15 | 37 | 38 | 110 |
| TOTAL | 11,545 | 12,348 | 31,670 | 50,876 | VENEZ | 52 | 131 | 128 | 337 |
| CANADA | 784 | 769 | 2,858 | 3,152 | BELGIUM | 38 | 51 | 114 | 167 |
| SWEDEN | 78 | 147 | 250 | 683 | FRANCE | 26 | 40 | 91 | 147 |
| NORWAY | 103 | 113 | 307 | 597 | ITALY | 10 | 39 | 36 | 115 |
| FINLAND | 45 | 87 | 161 | 395 | S ARAB | 125 | 230 | 595 | 946 |
| DENMARK | 36 | 61 | 123 | 257 | ARAB EM | 54 | 35 | 180 | 131 |
| U KING | 2,196 | 2,192 | 5,322 | 8,721 | HONG KONG | 64 | 85 | 216 | 433 |
| NETHLD | 564 | 959 | 1,810 | 4,313 | JAPAN | 184 | 258 | 596 | 897 |
| BELGIUM | 71 | 114 | 224 | 419 | LIBYA | 47 | 13 | 253 | 75 |
| FRANCE | 1,328 | 1,498 | 3,828 | 5,932 | OTHERS | 229 | 403 | 787 | 1,395 |
| FR GERM | 5,196 | 4,688 | 13,849 | 19,071 | | | | | |
| SWITZLD | 407 | 742 | 1,311 | 3,219 | 1461000 APPLES, FRESH | MT | | | |
| SINGAPR | 80 | 78 | 239 | 331 | TOTAL | 142,359 | 154,780 | 64,758 | 72,730 |
| HONG KONG | 71 | 28 | 293 | 154 | CANADA | 46,704 | 51,095 | 19,766 | 17,369 |
| JAPAN | 93 | 162 | 259 | 588 | MEXICO | 8,316 | 4,807 | 3,454 | 2,102 |
| AUSTRAL | 256 | 383 | 906 | 1,703 | GUATMAL | 886 | 1,451 | 248 | 684 |
| N ZEAL | 44 | 48 | 114 | 240 | HONDURA | 735 | 1,142 | 390 | 540 |
| REP SAF | 63 | 51 | 199 | 243 | C RICA | 416 | 920 | 182 | 431 |
| OTHERS | 130 | 228 | 417 | 988 | PANAMA | 616 | 1,140 | 283 | 602 |
| | | | | | BERMUDA | 417 | 182 | 236 | 100 |
| 1456520 PEANUT BUTTER | MT | | | | BAHAMAS | 520 | 390 | 280 | 200 |
| TOTAL | 4,652 | 5,615 | 7,972 | 8,901 | DOM REP | 1,124 | 1,479 | 422 | 533 |
| CANADA | 1,539 | 1,604 | 1,595 | 1,559 | TRINID | 589 | 1,029 | 300 | 632 |
| PANAMA | 50 | 102 | 99 | 186 | N ANTIL | 841 | 1,123 | 559 | 768 |
| N ANTIL | 192 | 214 | 296 | 353 | F W IND | 83 | 336 | 55 | 272 |
| FR GERM | 95 | 61 | 184 | 101 | COLOMB | 4,093 | 4,022 | 1,419 | 1,756 |
| S ARAB | 559 | 622 | 1,062 | 1,224 | VENEZ | 6,562 | 4,013 | 3,460 | 2,468 |
| MALAYSA | 96 | 167 | 187 | 312 | ECUADOR | 859 | 798 | 290 | 353 |
| SINGAPR | 259 | 235 | 430 | 425 | BRAZIL | 1,645 | 760 | 789 | 343 |
| HONG KONG | 414 | 637 | 793 | 1,299 | ICELAND | 1,390 | 1,417 | 787 | 869 |
| JAPAN | 521 | 631 | 974 | 1,214 | SWEDEN | 4,179 | 3,171 | 1,631 | 1,646 |
| T PAC I | 81 | 341 | 105 | 428 | NORWAY | 3,428 | 2,834 | 1,375 | 1,388 |
| LIBYA | 38 | 100 | 75 | 255 | FINLAND | 3,180 | 2,858 | 1,331 | 1,334 |
| OTHERS | 808 | 901 | 1,274 | 1,545 | U KING | 7,179 | 6,440 | 3,218 | 3,370 |
| | | | | | IRELAND | 1,371 | 950 | 623 | 459 |
| 1456540 OTHER PEANUTS, PREP, PRES | MT | | | | NETHLD | 1,769 | 1,139 | 831 | 630 |
| TOTAL | 4,767 | 16,806 | 5,653 | 12,783 | FRANCE | 430 | 46 | 241 | 24 |
| CANADA | 1,400 | 2,680 | 1,209 | 2,397 | S ARAB | 18,543 | 19,161 | 9,574 | 11,402 |
| PANAMA | 133 | 165 | 187 | 219 | ARAB EM | 4 | 4,341 | 1 | 2,375 |
| N ANTIL | 93 | 151 | 176 | 257 | THAILND | 804 | 32 | 369 | 20 |
| VENEZ | 48 | 88 | 132 | 135 | MALAYSA | 1,656 | 2,231 | 692 | 1,249 |
| NORWAY | 109 | 19 | 129 | 23 | SINGAPR | 5,313 | 4,874 | 2,213 | 2,237 |
| NETHLD | 551 | 1,281 | 508 | 1,235 | INDONSTA | 2,556 | 2,247 | 1,397 | 1,336 |
| BELGIUM | 343 | 448 | 382 | 385 | PHIL R | 534 | 581 | 274 | 306 |
| FRANCE | 165 | 492 | 154 | 461 | HONG KONG | 10,653 | 15,532 | 4,947 | 7,886 |
| FR GERM | 289 | 611 | 429 | 543 | TAIWAN | 1,850 | 6,656 | 1,549 | 4,131 |
| SPAIN | 924 | 1,190 | 526 | 1,107 | N ZEAL | 1,232 | 2,212 | 486 | 992 |
| ITALY | 121 | 141 | 120 | 150 | FR P IS | 415 | 290 | 210 | 143 |
| S ARAB | 150 | 518 | 433 | 1,111 | EGYPT | 218 | 913 | 147 | 639 |
| JAPAN | 287 | 581 | 290 | 794 | OTHERS | 1,329 | 2,168 | 725 | 1,141 |
| CNRY I | 120 | 43 | 121 | 36 | | | | | |
| ZAMBIA | 0 | 7,336 | 0 | 1,985 | 1463500 AVOCADOS, FRESH | MT | | | |
| OTHERS | 432 | 1,055 | 937 | 1,665 | TOTAL | 4,651 | 7,850 | 4,253 | 6,622 |
| | | | | | CANADA | 1,773 | 3,265 | 1,264 | 2,134 |
| 1457500 OTHER NUTS, PREP, PRES, S/N SH | MT | | | | MEXICO | 1,637 | 3,143 | 1,855 | 1,926 |
| TOTAL | 2,276 | 8,611 | 4,714 | 7,916 | U KING | 29 | 279 | 48 | 353 |
| CANADA | 948 | 1,089 | 1,202 | 1,480 | FRANCE | 571 | 292 | 950 | 513 |
| N ANTIL | 27 | 11 | 101 | 67 | JAPAN | 468 | 685 | 772 | 1,443 |
| VENEZ | 63 | 167 | 212 | 656 | OTHERS | 173 | 186 | 174 | 253 |
| U KING | 35 | 230 | 153 | 205 | | | | | |
| BELGIUM | 370 | 3,657 | 96 | 715 | 1465300 BLUEBERRIES, FRESH | MT | | | |
| FR GERM | 29 | 68 | 112 | 325 | TOTAL | 1,971 | 2,554 | 1,642 | 2,018 |
| SPAIN | 0 | 301 | 0 | 276 | CANADA | 1,882 | 2,380 | 1,467 | 1,778 |
| S ARAB | 68 | 95 | 360 | 362 | SWITZLD | 51 | 70 | 91 | 192 |
| ARAB EM | 19 | 10 | 126 | 63 | OTHERS | 38 | 104 | 84 | 138 |
| SINGAPR | 7 | 36 | 37 | 195 | | | | | |
| HONG KONG | 38 | 112 | 178 | 392 | 1465500 STRAWBERRIES, FRESH | MT | | | |
| JAPAN | 242 | 262 | 776 | 1,144 | TOTAL | 13,975 | 13,029 | 10,946 | 11,830 |
| AUSTRAL | 41 | 3 | 124 | 23 | CANADA | 11,415 | 10,403 | 7,561 | 7,362 |
| ZAMBIA | 8 | 1,653 | 0 | 487 | U KING | 260 | 260 | 308 | 417 |
| OTHERS | 397 | 917 | 1,237 | 1,526 | FRANCE | 404 | 282 | 614 | 469 |
| | | | | | FR GERM | 580 | 667 | 677 | 999 |
| | | | | | SWITZLD | 333 | 277 | 453 | 409 |

TABLE 11--U.S. AGRICULTURAL EXPORTS: QUANTITY AND VALUE, COMMODITY BY COUNTRY
FISCAL YEARS 1978 AND 1979--CONTINUED

| SCHED. B COUNTRY | QUANTITY | | VALUE | | SCHED. B COUNTRY | QUANTITY | | VALUE | |
|---------------------|-------------------------------|---------|---------------|---------------|---------------------|-------------------------------|---------|---------------|---------------|
| | 1978 | 1979 | 1,000 DOL. | 1,000 DOL. | | 1978 | 1979 | 1,000 DOL. | 1,000 DOL. |
| JAPAN | 701 | 821 | 1,013 | 1,743 | 1473140 | OTHER ORANGES, FRESH | | | MT |
| OTHERS | 282 | 319 | 320 | 431 | TOTAL | 272,474 | 280,934 | 108,987 | 136,039 |
| 1466500 | OTHER BERRIES, FRESH | | | | CANADA | 112,774 | 118,104 | 41,700 | 49,372 |
| TOTAL | 2,127 | 3,343 | 1,787 | 2,870 | SWEDEN | 1,390 | 711 | 499 | 329 |
| CANADA | 942 | 1,931 | 607 | 1,264 | U KING | 3,725 | 197 | 1,125 | 79 |
| U KING | 92 | 223 | 80 | 195 | NETHLDS | 18,116 | 15,666 | 6,382 | 7,087 |
| NETHLDS | 36 | 56 | 112 | 225 | BELGIUM | 7,421 | 4,223 | 2,561 | 1,984 |
| BELGIUM | 207 | 249 | 121 | 186 | FRANCE | 1,741 | 1,541 | 560 | 630 |
| FR GERM | 109 | 267 | 58 | 199 | FR GERM | 1,925 | 200 | 640 | 100 |
| JAPAN | 415 | 157 | 623 | 583 | MALAYSIA | 1,063 | 1,948 | 426 | 967 |
| OTHERS | 326 | 460 | 176 | 218 | SINGAPR | 6,381 | 8,289 | 2,656 | 4,338 |
| 1468520 | CHERRIES, SWEET VARIETIES, FR | | | | INDONST | 1,562 | 2,018 | 758 | 1,076 |
| TOTAL | 5,361 | 9,830 | 7,992 | 11,564 | HG KONG | 68,485 | 70,301 | 31,036 | 39,919 |
| CANADA | 4,294 | 6,389 | 4,693 | 5,740 | JAPAN | 40,393 | 51,698 | 17,938 | 27,688 |
| U KING | 374 | 149 | 432 | 214 | N ZEAL | 4,878 | 4,377 | 1,758 | 1,482 |
| NETHLDS | 169 | 175 | 203 | 136 | OTHERS | 2,620 | 1,769 | 948 | 988 |
| HG KONG | 478 | 932 | 759 | 1,440 | 1476500 | GRAPES, FRESH | | | MT |
| JAPAN | 749 | 1,598 | 1,425 | 3,148 | TOTAL | 102,155 | 124,656 | 62,391 | 78,324 |
| OTHERS | 297 | 587 | 480 | 846 | CANADA | 79,619 | 99,916 | 43,158 | 54,848 |
| 1471500 | GRAPEFRUIT, FRESH | | | | MEXICO | 497 | 367 | 267 | 194 |
| TOTAL | 211,551 | 279,017 | 52,673 | 84,335 | GUATMAL | 918 | 1,064 | 536 | 779 |
| CANADA | 43,325 | 48,475 | 9,461 | 12,627 | SALVADR | 173 | 396 | 128 | 324 |
| SWEDEN | 319 | 1,199 | 97 | 436 | HONDURA | 460 | 385 | 283 | 278 |
| U KING | 2,149 | 3,046 | 585 | 1,203 | C RICA | 166 | 310 | 150 | 298 |
| NETHLDS | 27,037 | 29,383 | 5,770 | 8,755 | PANAMA | 807 | 1,023 | 620 | 913 |
| BELGIUM | 747 | 563 | 262 | 216 | DOM REP | 433 | 382 | 228 | 184 |
| FRANCE | 28,022 | 34,399 | 6,160 | 9,926 | TRINID | 177 | 261 | 131 | 308 |
| FR GERM | 3,348 | 5,252 | 930 | 1,606 | N ANTIL | 178 | 144 | 238 | 225 |
| JAPAN | 104,082 | 153,592 | 28,761 | 48,481 | VENEZ | 492 | 518 | 523 | 475 |
| OTHERS | 2,523 | 3,108 | 647 | 1,085 | SWEDEN | 1,867 | 1,763 | 1,419 | 1,501 |
| 1471900 | LEMONS, FRESH | | | | NORWAY | 533 | 692 | 409 | 643 |
| TOTAL | 175,588 | 185,173 | 75,352 | 111,000 | FINLAND | 399 | 225 | 276 | 171 |
| CANADA | 12,076 | 12,596 | 5,879 | 7,177 | U KING | 1,026 | 630 | 883 | 642 |
| SWEDEN | 2,593 | 2,809 | 679 | 1,013 | NETHLDS | 1,243 | 867 | 1,042 | 497 |
| U KING | 2,379 | 3,668 | 632 | 1,337 | FR GERM | 570 | 428 | 434 | 417 |
| NETHLDS | 4,098 | 5,283 | 1,115 | 2,041 | S ARAB | 33 | 676 | 32 | 720 |
| BELGIUM | 4,024 | 4,929 | 1,043 | 1,840 | SINGAPR | 2,038 | 2,469 | 1,790 | 2,531 |
| FRANCE | 10,056 | 13,521 | 2,673 | 4,717 | INDONST | 1,594 | 814 | 1,440 | 770 |
| FR GERM | 1,625 | 1,405 | 438 | 594 | HG KONG | 5,541 | 6,459 | 5,483 | 6,633 |
| GERM DR | 4,536 | 395 | 1,198 | 94 | TAIWAN | 411 | 355 | 334 | 340 |
| CZECHO | 3,461 | 1,083 | 860 | 397 | JAPAN | 1,480 | 2,733 | 1,354 | 2,421 |
| POLAND | 23,646 | 20,798 | 5,954 | 7,288 | N ZEAL | 413 | 426 | 315 | 490 |
| U.S.S.R | 12,486 | 7,367 | 3,075 | 2,796 | OTHERS | 1,087 | 1,363 | 918 | 1,322 |
| HG KONG | 3,016 | 3,833 | 1,624 | 2,418 | 1481700 | CANTALOUPE, FRESH | | | MT |
| JAPAN | 88,636 | 104,459 | 49,204 | 78,109 | TOTAL | 14,994 | 15,109 | 4,701 | 5,027 |
| OTHERS | 2,956 | 3,027 | 958 | 1,219 | CANADA | 14,342 | 14,367 | 4,302 | 4,636 |
| 1472200 | LIMES, FRESH | | | | MEXICO | 4 | 231 | 2 | 106 |
| TOTAL | 2,337 | 3,474 | 761 | 1,153 | HG KONG | 414 | 152 | 273 | 84 |
| CANADA | 1,135 | 1,708 | 403 | 502 | OTHERS | 234 | 559 | 124 | 201 |
| SWEDEN | 387 | 969 | 138 | 347 | 1482000 | WATERMELONS, FRESH | | | MT |
| NETHLDS | 42 | 229 | 15 | 83 | TOTAL | 36,452 | 28,299 | 3,690 | 2,450 |
| FRANCE | 170 | 72 | 61 | 30 | CANADA | 35,744 | 27,706 | 3,469 | 2,658 |
| JAPAN | 437 | 268 | 93 | 102 | OTHERS | 708 | 593 | 221 | 192 |
| OTHERS | 166 | 228 | 51 | 89 | 1482700 | OTHER MELONS, FRESH | | | MT |
| 1473120 | TANGERINES, FRESH | | | | TOTAL | 15,089 | 17,401 | 5,354 | 7,419 |
| TOTAL | 8,280 | 21,612 | 2,837 | 8,076 | CANADA | 6,085 | 6,535 | 1,579 | 1,955 |
| CANADA | 4,542 | 16,007 | 1,105 | 5,056 | BERMUDA | 85 | 300 | 57 | 151 |
| N ANTIL | 248 | 250 | 98 | 122 | HG KONG | 5,396 | 6,226 | 1,716 | 2,315 |
| NETHLDS | 238 | 1,012 | 95 | 643 | JAPAN | 3,396 | 4,053 | 1,930 | 2,821 |
| FRANCE | 278 | 1,571 | 126 | 1,184 | OTHERS | 127 | 287 | 72 | 177 |
| JAPAN | 3,519 | 2,074 | 1,267 | 635 | 1487500 | PEACHES AND NECTARINES, FRESH | | | MT |
| OTHERS | 455 | 718 | 146 | 436 | TOTAL | 29,510 | 30,017 | 13,837 | 13,119 |
| 1473130 | TEMPLE ORANGES, FRESH | | | | CANADA | 26,752 | 26,745 | 12,035 | 10,872 |
| TOTAL | 13,266 | 15,431 | 4,375 | 5,843 | MEXICO | 1,080 | 780 | 503 | 354 |
| CANADA | 6,683 | 9,377 | 1,957 | 3,163 | COLOMB | 393 | 582 | 217 | 284 |
| N ANTIL | 494 | 612 | 180 | 261 | VENEZ | 560 | 966 | 570 | 733 |
| NORWAY | 995 | 285 | 323 | 163 | U KING | 16 | 244 | 16 | 292 |
| NETHLDS | 1,202 | 900 | 364 | 306 | OTHERS | 709 | 700 | 496 | 584 |
| SINGAPR | 1,091 | 407 | 383 | 206 | 1488500 | PEARS FRESH | | | MT |
| HG KONG | 1,458 | 1,684 | 690 | 712 | TOTAL | 35,746 | 39,084 | 14,541 | 16,503 |
| JAPAN | 240 | 1,471 | 107 | 712 | CANADA | 14,409 | 18,757 | 6,372 | 7,596 |
| N ZEAL | 202 | 0 | 90 | 0 | MEXICO | 1,482 | 2,305 | 708 | 1,062 |
| OTHERS | 911 | 695 | 281 | 320 | VENEZ | 2,126 | 1,522 | 1,082 | 826 |

TABLE 11--U.S. AGRICULTURAL EXPORTS: QUANTITY AND VALUE, COMMODITY BY COUNTRY
 FISCAL YEARS 1978 AND 1979--CONTINUED

| SCHED. B COUNTRY | QUANTITY | | VALUE | | SCHED. B COUNTRY | QUANTITY | | VALUE | |
|---------------------------------|----------|--------|------------|------------|---|----------|--------|------------|------------|
| | 1978 | 1979 | 1978 | 1979 | | 1978 | 1979 | 1978 | 1979 |
| | | | 1,000 DOL. | 1,000 DOL. | | | | 1,000 DOL. | 1,000 DOL. |
| BRAZIL | 3,413 | 2,371 | 1,473 | 1,044 | 1501200 APPLES, DRIED | | | | MT |
| SWEDEN | 6,227 | 7,011 | 1,870 | 2,713 | TOTAL | 1,026 | 910 | 2,488 | 1,459 |
| NORWAY | 1,949 | 1,651 | 577 | 637 | CANADA | 243 | 257 | 568 | 492 |
| NETHLOS | 1,197 | 1,001 | 444 | 448 | TRINID | 0 | 168 | 0 | 79 |
| FR GERM | 957 | 883 | 333 | 372 | U KING | 126 | 51 | 347 | 140 |
| OTHERS | 3,986 | 3,583 | 1,682 | 1,805 | NETHLOS | 250 | 168 | 686 | 343 |
| | | | | | FR GERM | 159 | 3 | 361 | 5 |
| | | | | | SWITZLD | 54 | 105 | 152 | 71 |
| | | | | | OTHERS | 194 | 158 | 374 | 329 |
| 1491700 PLUMS AND PRUNES, FRESH | | | MT | | 1502200 APRICOTS, PEAC, PEARS, (NECT), DR | | | | MT |
| TOTAL | 23,399 | 20,175 | 12,175 | 11,652 | TOTAL | 1,268 | 2,020 | 3,056 | 6,242 |
| CANADA | 19,349 | 15,309 | 9,135 | 6,697 | CANADA | 300 | 350 | 439 | 646 |
| COLOMB | 138 | 451 | 65 | 248 | SWEDEN | 96 | 40 | 241 | 190 |
| VENEZ | 525 | 216 | 477 | 147 | U KING | 53 | 108 | 59 | 145 |
| U KING | 237 | 440 | 181 | 417 | NETHLOS | 25 | 55 | 94 | 157 |
| SINGAPR | 94 | 204 | 63 | 244 | FR GERM | 201 | 357 | 394 | 1,007 |
| HG KONG | 1,345 | 2,072 | 1,378 | 2,753 | SWITZLD | 156 | 440 | 660 | 1,901 |
| OTHERS | 1,511 | 1,483 | 876 | 1,146 | JAPAN | 176 | 365 | 586 | 1,409 |
| | | | | | AUSTRAL | 14 | 48 | 34 | 194 |
| | | | | | N ZEAL | 114 | 90 | 300 | 239 |
| | | | | | OTHERS | 133 | 167 | 249 | 354 |
| 1493800 OTHER FRUITS, FRESH | | | MT | | 1504500 DATES, DRIED | | | | MT |
| TOTAL | 12,045 | 17,656 | 9,287 | 13,872 | TOTAL | 4,504 | 5,064 | 6,348 | 8,044 |
| CANADA | 7,790 | 10,874 | 4,116 | 4,981 | CANADA | 616 | 677 | 841 | 949 |
| BERMUDA | 225 | 1,023 | 158 | 1,428 | VENEZ | 304 | 303 | 520 | 550 |
| DENMARK | 136 | 27 | 214 | 38 | BRAZIL | 98 | 241 | 172 | 455 |
| NETHLOS | 50 | 136 | 74 | 355 | ARGENT | 53 | 85 | 94 | 169 |
| FRANCE | 428 | 731 | 360 | 660 | SWEDEN | 144 | 367 | 249 | 772 |
| FR GERM | 45 | 108 | 155 | 408 | NORWAY | 162 | 399 | 276 | 686 |
| JAPAN | 2,296 | 3,180 | 3,219 | 4,863 | DENMARK | 173 | 345 | 333 | 563 |
| FR P IS | 159 | 29 | 206 | 34 | U KING | 221 | 249 | 399 | 451 |
| OTHERS | 916 | 1,548 | 785 | 1,165 | NETHLOS | 76 | 33 | 129 | 60 |
| | | | | | BELGIUM | 126 | 97 | 238 | 193 |
| | | | | | FRANCE | 858 | 826 | 735 | 732 |
| | | | | | FR GERM | 168 | 115 | 286 | 213 |
| | | | | | SWITZLD | 130 | 242 | 234 | 440 |
| | | | | | SPAIN | 222 | 176 | 254 | 271 |
| | | | | | AUSTRAL | 473 | 344 | 780 | 580 |
| | | | | | OTHERS | 660 | 565 | 808 | 960 |
| 1497000 STRAWBERRIES, FROZEN | | | MT | | 1505200 FIGS, DRIED | | | | MT |
| TOTAL | 3,663 | 2,507 | 2,908 | 2,555 | TOTAL | 1,309 | 1,474 | 1,754 | 1,719 |
| CANADA | 1,481 | 715 | 957 | 602 | CANADA | 641 | 955 | 655 | 754 |
| U KING | 333 | 81 | 418 | 101 | FR GERM | 95 | 31 | 109 | 37 |
| NETHLOS | 178 | 0 | 192 | 0 | HG KONG | 323 | 254 | 553 | 519 |
| JAPAN | 1,283 | 1,287 | 927 | 1,346 | N ZEAL | 24 | 55 | 49 | 139 |
| AUSTRAL | 259 | 140 | 261 | 171 | OTHERS | 226 | 179 | 388 | 270 |
| OTHERS | 129 | 284 | 153 | 335 | | | | | |
| | | | | | 1506500 GRAPES (RAISINS), DRIED | | | | MT |
| | | | | | TOTAL | 52,657 | 20,197 | 73,503 | 46,367 |
| | | | | | CANADA | 7,136 | 4,411 | 9,504 | 7,159 |
| | | | | | MEXICO | 150 | 351 | 39 | 149 |
| | | | | | PANAMA | 183 | 33 | 505 | 119 |
| | | | | | BERMUDA | 41 | 59 | 65 | 162 |
| | | | | | DUM REP | 94 | 50 | 169 | 161 |
| | | | | | N ANTIL | 82 | 133 | 103 | 144 |
| | | | | | COLOMR | 257 | 142 | 318 | 209 |
| | | | | | VENEZ | 1,266 | 491 | 2,286 | 1,600 |
| | | | | | BRAZIL | 158 | 62 | 295 | 185 |
| | | | | | ICELAND | 157 | 37 | 242 | 96 |
| | | | | | SWEDEN | 2,944 | 1,626 | 4,852 | 4,552 |
| | | | | | NORWAY | 1,580 | 669 | 2,948 | 2,514 |
| | | | | | FINLAND | 1,887 | 1,007 | 3,260 | 2,683 |
| | | | | | DENMARK | 2,164 | 1,065 | 3,378 | 3,277 |
| | | | | | U KING | 2,141 | 1,040 | 2,918 | 2,018 |
| | | | | | NETHLOS | 1,871 | 659 | 3,342 | 1,525 |
| | | | | | BELGIUM | 1,457 | 398 | 2,294 | 1,112 |
| | | | | | FRANCE | 587 | 279 | 821 | 486 |
| | | | | | FR GERM | 3,284 | 1,741 | 4,317 | 3,015 |
| | | | | | SWITZLD | 859 | 380 | 963 | 909 |
| | | | | | U.S.S.R | 1,486 | 0 | 1,512 | 0 |
| | | | | | INDIA | 202 | 34 | 252 | 57 |
| | | | | | MALAYSA | 345 | 192 | 467 | 515 |
| | | | | | SINGAPR | 466 | 261 | 656 | 562 |
| | | | | | PHIL R | 122 | 59 | 244 | 137 |
| | | | | | KOR REP | 222 | 119 | 370 | 395 |
| | | | | | HG KONG | 331 | 167 | 651 | 443 |

TABLE 11--U.S. AGRICULTURAL EXPORTS: QUANTITY AND VALUE, COMMODITY BY COUNTRY
FISCAL YEARS 1978 AND 1979--CONTINUED

| SCHED.8 COUNTRY | QUANTITY | | VALUE | | SCHED.8 COUNTRY | QUANTITY | | VALUE | |
|--------------------|----------|-------|--------------------|--------------------|---|----------|--------|--------------------|--------------------|
| | 1978 | 1979 | 1978 1,000 DOL. | 1979 1,000 DOL. | | 1978 | 1979 | 1978 1,000 DOL. | 1979 1,000 DOL. |
| TAIWAN | 1,307 | 280 | 1,337 | 659 | 1512000 CHERRIES, MARASCHINO, PREP, CND MT | | | | |
| JAPAN | 17,513 | 3,769 | 21,595 | 9,029 | TOTAL | 1,698 | 2,396 | 2,236 | 3,286 |
| N ZEAL | 903 | 296 | 2,118 | 1,431 | CANADA | 419 | 353 | 413 | 367 |
| OTHERS | 1,362 | 387 | 1,872 | 1,024 | S ARAB | 110 | 233 | 147 | 195 |
| | | | | | PHIL R | 65 | 117 | 114 | 354 |
| | | | | | HG KONG | 165 | 168 | 234 | 266 |
| | | | | | TAIWAN | 196 | 409 | 343 | 489 |
| | | | | | AUSTRAL | 4 | 115 | 9 | 190 |
| | | | | | OTHERS | 639 | 1,001 | 976 | 1,445 |
| | | | | | | | | | |
| | | | | | 1512520 CHERRIES, SWEET VAR, PREP, CND MT | | | | |
| | | | | | TOTAL | 1,680 | 2,646 | 1,995 | 3,151 |
| | | | | | CANADA | 447 | 514 | 399 | 448 |
| | | | | | NETHLOS | 131 | 1 | 119 | 1 |
| | | | | | BELGIUM | 88 | 34 | 103 | 42 |
| | | | | | FR GERM | 74 | 334 | 52 | 296 |
| | | | | | S ARAB | 190 | 76 | 258 | 105 |
| | | | | | JAPAN | 363 | 606 | 605 | 894 |
| | | | | | REP SAF | 8 | 125 | 10 | 359 |
| | | | | | OTHERS | 379 | 956 | 449 | 1,006 |
| | | | | | | | | | |
| | | | | | 1512540 CHERRIES, TART VAR, PREP, CND MT | | | | |
| | | | | | TOTAL | 3,102 | 3,412 | 4,167 | 4,543 |
| | | | | | CANADA | 444 | 742 | 426 | 901 |
| | | | | | BELGIUM | 508 | 250 | 768 | 414 |
| | | | | | FR GERM | 1,769 | 1,952 | 2,419 | 2,474 |
| | | | | | JAPAN | 74 | 276 | 116 | 480 |
| | | | | | OTHERS | 307 | 192 | 438 | 274 |
| | | | | | | | | | |
| | | | | | 1513000 BERRIES, INC CRANBERRIES P/CND MT | | | | |
| | | | | | TOTAL | 922 | 1,690 | 862 | 1,524 |
| | | | | | CANADA | 105 | 348 | 97 | 313 |
| | | | | | BELGIUM | 52 | 160 | 22 | 118 |
| | | | | | ITALY | 5 | 142 | 6 | 111 |
| | | | | | S ARAB | 94 | 40 | 104 | 44 |
| | | | | | JAPAN | 83 | 380 | 112 | 333 |
| | | | | | REP SAF | 204 | 141 | 228 | 179 |
| | | | | | OTHERS | 375 | 479 | 293 | 426 |
| | | | | | | | | | |
| | | | | | 1514040 OTHER CITRUS, MIX, PREP, PRES CD MT | | | | |
| | | | | | TOTAL | 8,895 | 1,552 | 4,678 | 993 |
| | | | | | CANADA | 549 | 622 | 348 | 287 |
| | | | | | N ANTIL | 68 | 124 | 40 | 107 |
| | | | | | SWEDEN | 820 | 9 | 503 | 12 |
| | | | | | NORWAY | 446 | 12 | 270 | 11 |
| | | | | | NETHLOS | 961 | 48 | 697 | 32 |
| | | | | | BELGIUM | 492 | 5 | 327 | 10 |
| | | | | | FR GERM | 1,328 | 2 | 789 | 1 |
| | | | | | SWITZLD | 539 | 29 | 347 | 28 |
| | | | | | S ARAB | 1,763 | 141 | 238 | 108 |
| | | | | | JAPAN | 167 | 226 | 121 | 188 |
| | | | | | OTHERS | 1,723 | 340 | 1,088 | 209 |
| | | | | | | | | | |
| | | | | | 1515000 OLIVES, CANNED MT | | | | |
| | | | | | TOTAL | 647 | 1,763 | 1,305 | 3,555 |
| | | | | | CANADA | 386 | 1,168 | 848 | 2,462 |
| | | | | | JAPAN | 41 | 154 | 44 | 327 |
| | | | | | OTHERS | 220 | 441 | 413 | 766 |
| | | | | | | | | | |
| | | | | | 1516000 PEACHES AND NECTARINES P/P CD MT | | | | |
| | | | | | TOTAL | 82,252 | 55,569 | 42,195 | 35,320 |
| | | | | | CANADA | 24,014 | 18,480 | 13,250 | 11,968 |
| | | | | | PANAMA | 529 | 624 | 308 | 412 |
| | | | | | VENEZ | 69 | 327 | 38 | 444 |
| | | | | | SWEDEN | 1,466 | 1,872 | 772 | 1,295 |
| | | | | | NORWAY | 1,767 | 1,023 | 938 | 732 |
| | | | | | FINLAND | 767 | 745 | 444 | 547 |
| | | | | | DENMARK | 460 | 704 | 237 | 447 |
| | | | | | U KING | 4,126 | 438 | 2,145 | 277 |
| | | | | | NETHLOS | 1,732 | 2,272 | 849 | 1,303 |
| | | | | | BELGIUM | 1,413 | 892 | 748 | 570 |
| | | | | | FR GERM | 22,097 | 5,708 | 9,716 | 3,074 |
| | | | | | AUSTRIA | 1,038 | 521 | 474 | 307 |
| | | | | | SWITZLD | 1,440 | 1,104 | 631 | 649 |
| | | | | | SINGAPR | 468 | 750 | 276 | 480 |
| | | | | | HG KONG | 594 | 946 | 351 | 643 |
| | | | | | TAIWAN | 916 | 1,019 | 471 | 477 |
| | | | | | JAPAN | 16,618 | 15,131 | 8,857 | 9,586 |
| | | | | | OTHERS | 2,738 | 3,033 | 1,690 | 2,109 |

TABLE 11--U.S. AGRICULTURAL EXPORTS: QUANTITY AND VALUE, COMMODITY BY COUNTRY
FISCAL YEARS 1978 AND 1979--CONTINUED

| SCHED-B COUNTRY | QUANTITY | | VALUE | | SCHED-B COUNTRY | QUANTITY | | VALUE | |
|--|----------|--------|------------|------------|---|----------|---------|------------|------------|
| | 1978 | 1979 | 1978 | 1979 | | 1978 | 1979 | 1978 | 1979 |
| | | | 1,000 DOL. | 1,000 DOL. | | | | 1,000 DOL. | 1,000 DOL. |
| 1517000 PEARS, PREP, PRES, CANNED MT | | | | | 1528000 OTHER FRUIT, PASTES, PULP ETC MT | | | | |
| TOTAL | 4,319 | 3,008 | 2,692 | 2,436 | TOTAL | 5,626 | 7,097 | 3,618 | 5,787 |
| CANADA | 1,435 | 774 | 840 | 525 | CANADA | 1,751 | 1,542 | 923 | 1,190 |
| FRANCE | 682 | 154 | 367 | 59 | MEXICO | 167 | 35 | 116 | 17 |
| FR GERM | 416 | 38 | 219 | 26 | C RICA | 215 | 317 | 175 | 292 |
| S ARAB | 209 | 278 | 152 | 214 | DOM REP | 46 | 280 | 20 | 138 |
| LIBYA | 20 | 160 | 17 | 251 | VENEZ | 1,984 | 2,972 | 1,404 | 2,798 |
| OTHERS | 1,557 | 1,604 | 1,097 | 1,361 | S ARAB | 10 | 12R | 7 | 14R |
| 1518000 PINEAPPLES(ALL STYLES) P/P CD MT | | | | | 1533000 JAMS, JELLIES, MARMALADES ETC MT | | | | |
| TOTAL | 14,404 | 11,848 | 10,161 | 8,841 | TOTAL | 3,723 | 3,741 | 4,383 | 4,879 |
| CANADA | 5,785 | 4,997 | 3,368 | 3,132 | CANADA | 1,504 | 1,272 | 1,456 | 1,404 |
| VENEZ | 39 | 151 | 51 | 178 | S ARAB | 511 | 341 | 593 | 389 |
| SWEDEN | 487 | 564 | 386 | 451 | JAPAN | 846 | 1,123 | 1,161 | 1,740 |
| U KING | 491 | 264 | 402 | 245 | OTHERS | 862 | 1,005 | 1,173 | 1,346 |
| NETHLD | 882 | 583 | 610 | 440 | 1540000 MIXTURES, CANDIED, GLACE, F, N, VG MT | | | | |
| BELGIUM | 650 | 429 | 528 | 345 | TOTAL | 1,616 | 1,884 | 1,168 | 1,196 |
| FRANCE | 1,061 | 244 | 840 | 208 | CANADA | 1,299 | 1,538 | 526 | 503 |
| FR GERM | 2,845 | 1,764 | 2,223 | 1,373 | ITALY | 37 | 36 | 150 | 247 |
| SWITZLD | 301 | 541 | 234 | 446 | S ARAB | 92 | 5 | 149 | 9 |
| KOR REP | 212 | 389 | 173 | 359 | HG KONG | 20 | 32 | 93 | 57 |
| JAPAN | 472 | 442 | 400 | 382 | JAPAN | 25 | 102 | 28 | 74 |
| OTHERS | 1,179 | 1,440 | 966 | 1,282 | OTHERS | 143 | 173 | 222 | 306 |
| 1518500 OTHER FRUIT, PREP, PRES, CANNED MT | | | | | 1552025 SUGAR, ANY FORM MT | | | | |
| TOTAL | 4,625 | 5,902 | 3,876 | 4,861 | TOTAL | 6,074 | 9,105 | 3,162 | 5,183 |
| CANADA | 910 | 1,162 | 449 | 652 | CANADA | 879 | 1,812 | 515 | 929 |
| N ANTIL | 353 | 211 | 233 | 148 | BAHAMAS | 397 | 1,055 | 186 | 412 |
| ITALY | 2 | 467 | 2 | 337 | N ANTIL | 1,820 | 3,237 | 857 | 1,671 |
| SINGAPR | 180 | 111 | 197 | 131 | SWEDEN | 180 | 178 | 80 | 114 |
| JAPAN | 1,411 | 1,284 | 1,436 | 1,029 | NETHLD | 146 | 322 | 89 | 205 |
| OTHERS | 1,769 | 2,667 | 1,559 | 2,564 | ITALY | 43 | 38 | 73 | 67 |
| 1519500 MIX, NSPF, 2 OR MORE FRUITS MT | | | | | 1553700 OTHER INC MOLASSES MLT | | | | |
| TOTAL | 30,656 | 42,599 | 21,598 | 33,726 | TOTAL | 63,819 | 143,207 | 6,671 | 19,117 |
| CANADA | 13,470 | 17,710 | 9,334 | 14,026 | CANADA | 10,108 | 41,090 | 1,998 | 5,583 |
| PANAMA | 725 | 846 | 511 | 742 | GUATMAL | 250 | 1,469 | 120 | 942 |
| SWEDEN | 1,175 | 2,023 | 813 | 1,625 | NICARAG | 1,032 | 3,040 | 227 | 701 |
| NORWAY | 905 | 1,362 | 617 | 1,406 | U KING | 12,503 | 18,159 | 765 | 1,893 |
| FINLAND | 263 | 515 | 161 | 443 | IRELAND | 11,993 | 13,527 | 852 | 2,273 |
| DENMARK | 111 | 655 | 81 | 317 | NETHLD | 13,607 | 4,803 | 1,139 | 471 |
| U KING | 445 | 251 | 304 | 161 | FR GERM | 9,032 | 39,777 | 670 | 4,044 |
| NETHLD | 1,275 | 1,585 | 816 | 1,158 | ISRAEL | 1,556 | 1,374 | 147 | 134 |
| BELGIUM | 336 | 438 | 251 | 363 | JAPAN | 1,422 | 10,796 | 190 | 1,289 |
| FR GERM | 779 | 1,228 | 492 | 847 | OTHERS | 2,316 | 10,172 | 583 | 1,787 |
| AUSTRIA | 353 | 667 | 226 | 476 | 1556000 DEXTROSE MT | | | | |
| SWITZLD | 943 | 2,853 | 563 | 2,122 | TOTAL | 12,541 | 17,788 | 4,838 | 7,405 |
| S ARAB | 1,379 | 703 | 1,030 | 524 | CANADA | 10,600 | 11,095 | 3,219 | 3,603 |
| SINGAPR | 1,146 | 1,884 | 725 | 1,133 | COLOMR | 114 | 524 | 55 | 179 |
| INDNSIA | 336 | 413 | 247 | 449 | VENEZ | 27 | 231 | 19 | 162 |
| HG KONG | 1,626 | 1,868 | 1,109 | 1,441 | ECUADOR | 55 | 616 | 52 | 228 |
| JAPAN | 2,805 | 2,752 | 2,254 | 2,534 | CHILE | 65 | 58 | 142 | 78 |
| OTHERS | 2,584 | 4,866 | 2,064 | 4,059 | ARGENT | 0 | 894 | 0 | 320 |
| 1522500 FRUIT PEEL, DRD, DRD, BRINE P/P MT | | | | | 1556500 GLUCOSE SIRUP, INC FRUCTOSE MT | | | | |
| TOTAL | 1,808 | 3,254 | 1,270 | 1,833 | TOTAL | 6,995 | 7,367 | 3,840 | 3,675 |
| CANADA | 290 | 309 | 262 | 167 | CANADA | 3,942 | 5,119 | 1,243 | 2,168 |
| DENMARK | 513 | 15 | 156 | 19 | JAMAICA | 432 | 260 | 167 | 219 |
| U KING | 19 | 18 | 115 | 62 | DOM REP | 1,136 | 586 | 246 | 179 |
| NETHLD | 616 | 2,211 | 305 | 878 | FR GERM | 0 | 101 | 0 | 211 |
| JAPAN | 190 | 377 | 150 | 348 | 1556500 GLUCOSE SIRUP, INC FRUCTOSE MT | | | | |
| OTHERS | 180 | 324 | 282 | 359 | TOTAL | 6,995 | 7,367 | 3,840 | 3,675 |
| 1525500 FRUIT BABY FOOD, PREP, PRES CD MT | | | | | 1556500 GLUCOSE SIRUP, INC FRUCTOSE MT | | | | |
| TOTAL | 5,352 | 4,361 | 5,280 | 4,559 | TOTAL | 6,995 | 7,367 | 3,840 | 3,675 |
| CANADA | 290 | 63 | 156 | 51 | CANADA | 3,942 | 5,119 | 1,243 | 2,168 |
| DOM REP | 600 | 816 | 661 | 1,047 | JAMAICA | 432 | 260 | 167 | 219 |
| MALTA | 130 | 101 | 138 | 93 | DOM REP | 1,136 | 586 | 246 | 179 |
| GREECE | 465 | 150 | 479 | 155 | FR GERM | 0 | 101 | 0 | 211 |
| ISRAEL | 402 | 199 | 404 | 216 | 1556500 GLUCOSE SIRUP, INC FRUCTOSE MT | | | | |
| KOR REP | 301 | 58 | 287 | 75 | TOTAL | 6,995 | 7,367 | 3,840 | 3,675 |
| JAPAN | 1,727 | 2,035 | 1,651 | 1,930 | CANADA | 3,942 | 5,119 | 1,243 | 2,168 |
| LIBYA | 419 | 0 | 501 | 0 | JAMAICA | 432 | 260 | 167 | 219 |
| CNRY I | 228 | 284 | 234 | 328 | DOM REP | 1,136 | 586 | 246 | 179 |
| OTHERS | 770 | 655 | 769 | 664 | FR GERM | 0 | 101 | 0 | 211 |

TABLE 11--U.S. AGRICULTURAL EXPORTS: QUANTITY AND VALUE, COMMODITY BY COUNTRY
FISCAL YEARS 1978 AND 1979--CONTINUED

| SCHED. B COUNTRY | QUANTITY | | VALUE | | SCHED. B COUNTRY | QUANTITY | | VALUE | |
|--|----------|--------|--------------------|--------------------|--|----------|--------|--------------------|--------------------|
| | 1978 | 1979 | 1978 1,000 DOL. | 1979 1,000 DOL. | | 1978 | 1979 | 1978 1,000 DOL. | 1979 1,000 DOL. |
| SWITZLD | 55 | 22 | 240 | 14 | U KING | 74 | 24 | 143 | 37 |
| INDNSIA | 266 | 161 | 604 | 338 | HG KONG | 13 | 136 | 22 | 217 |
| OTHERS | 1,164 | 1,118 | 540 | 546 | JAPAN | 78 | 483 | 135 | 931 |
| | | | | | AUSTRAL | 0 | 90 | 3 | 159 |
| | | | | | OTHERS | 155 | 276 | 393 | 660 |
| 1557000 HONEY MT | | | | | 1563500 COCOA BUTTER MT | | | | |
| TOTAL | 3,159 | 4,109 | 4,662 | 6,187 | TOTAL | 136 | 292 | 628 | 1,308 |
| CANADA | 150 | 181 | 162 | 229 | CANADA | 125 | 182 | 585 | 887 |
| U KING | 114 | 148 | 145 | 198 | U KING | 0 | 20 | 0 | 186 |
| NETHLDS | 577 | 718 | 740 | 971 | NETHLDS | 0 | 30 | 0 | 158 |
| FRANCE | 64 | 276 | 127 | 407 | OTHERS | 11 | 50 | 43 | 157 |
| FR GERM | 680 | 802 | 837 | 1,054 | | | | | |
| IRAN | 145 | 174 | 249 | 357 | 1564000 COCOA, N/SWT, COCOA CAKE/POWD MT | | | | |
| KUWAIT | 74 | 43 | 97 | 73 | TOTAL | 2,658 | 2,785 | 6,703 | 6,419 |
| S ARAB | 523 | 682 | 906 | 1,191 | CANADA | 1,724 | 1,730 | 3,060 | 2,741 |
| SINGAPR | 48 | 66 | 82 | 148 | HONOURA | 17 | 48 | 70 | 175 |
| JAPAN | 286 | 274 | 437 | 457 | U KING | 186 | 0 | 752 | 0 |
| OTHERS | 498 | 725 | 870 | 1,106 | FR GERM | 74 | 8 | 274 | 8 |
| | | | | | IRAN | 43 | 99 | 125 | 480 |
| 1557300 OTHER SUGARS, SIRUPS ETC MT | | | | | 1564500 COCOA, SWEETENED MT | | | | |
| TOTAL | 4,877 | 9,671 | 2,786 | 5,724 | TOTAL | 1,187 | 715 | 2,108 | 1,872 |
| CANADA | 3,602 | 7,819 | 1,585 | 2,769 | CANADA | 573 | 59 | 703 | 119 |
| MEXICO | 38 | 200 | 48 | 120 | PANAMA | 126 | 136 | 272 | 340 |
| JAMAICA | 173 | 329 | 22 | 182 | DOM REP | 126 | 121 | 418 | 358 |
| ARGENT | 40 | 43 | 158 | 165 | TRINID | 146 | 114 | 198 | 291 |
| BELGIUM | 20 | 74 | 13 | 136 | ICELAND | 9 | 43 | 34 | 142 |
| FR GERM | 158 | 50 | 83 | 241 | JAPAN | 27 | 68 | 68 | 141 |
| IRAN | 0 | 115 | 0 | 551 | OTHERS | 180 | 174 | 415 | 481 |
| S ARAB | 12 | 162 | 16 | 194 | | | | | |
| PHIL R | 36 | 111 | 87 | 57 | 1564700 CONFECTIONERS, COATINGS, EX CON MT | | | | |
| JAPAN | 204 | 101 | 217 | 72 | TOTAL | 1,181 | 1,545 | 1,563 | 2,201 |
| N ZEAL | 53 | 543 | 45 | 322 | CANADA | 894 | 1,458 | 1,172 | 1,902 |
| T PAC I | 53 | 251 | 27 | 140 | HG KONG | 96 | 14 | 115 | 14 |
| OTHERS | 488 | 673 | 485 | 805 | OTHERS | 191 | 173 | 276 | 285 |
| | | | | | | | | | |
| 1557500 SUGARS, SIRUPS, FLAV, UNFLAV, ETC MT | | | | | 1565200 COCOA CAKE, N/COCOA POWDER MT | | | | |
| TOTAL | 11,475 | 13,068 | 30,346 | 35,870 | TOTAL | 1,612 | 3,664 | 546 | 1,233 |
| CANADA | 2,171 | 2,143 | 1,916 | 2,677 | CANADA | 1,497 | 3,420 | 495 | 1,141 |
| GUATMAL | 164 | 93 | 529 | 254 | NETHLDS | 49 | 12 | 34 | 24 |
| NICARAG | 43 | 10 | 354 | 41 | OTHERS | 66 | 232 | 17 | 68 |
| C RICA | 40 | 18 | 326 | 58 | | | | | |
| PANAMA | 232 | 417 | 1,048 | 1,549 | 1571020 CANDY, N/CONT COCOA & CHOC MT | | | | |
| BAHAMAS | 91 | 195 | 428 | 273 | TOTAL | 8,762 | 13,246 | 15,758 | 28,013 |
| DOM REP | 222 | 164 | 467 | 821 | CANADA | 3,964 | 3,709 | 5,471 | 5,324 |
| TRINID | 66 | 75 | 306 | 274 | MEXICO | 993 | 1,912 | 1,104 | 2,359 |
| N ANTIL | 170 | 297 | 333 | 509 | BAHAMAS | 192 | 255 | 304 | 460 |
| F W IND | 36 | 68 | 219 | 388 | N ANTIL | 213 | 676 | 371 | 1,323 |
| SURINAM | 208 | 96 | 602 | 628 | COLOMR | 66 | 190 | 81 | 302 |
| ECUADDR | 507 | 583 | 1,610 | 2,066 | ARGENT | 0 | 116 | 0 | 1,518 |
| ARGENT | 33 | 144 | 141 | 647 | U KING | 209 | 338 | 378 | 706 |
| NETHLDS | 288 | 167 | 1,271 | 408 | FR GERM | 181 | 228 | 352 | 473 |
| FR GERM | 252 | 423 | 803 | 1,580 | KUWAIT | 70 | 348 | 111 | 675 |
| LEBANON | 64 | 24 | 462 | 130 | S ARAB | 189 | 211 | 364 | 443 |
| IRAN | 1,457 | 1,666 | 5,671 | 5,420 | HG KONG | 261 | 386 | 1,568 | 1,658 |
| S ARAB | 1,657 | 123 | 2,068 | 147 | TAIWAN | 51 | 180 | 126 | 675 |
| THAILND | 415 | 738 | 2,440 | 4,314 | JAPAN | 1,279 | 2,729 | 3,453 | 7,913 |
| MALAYSA | 85 | 144 | 520 | 950 | OTHERS | 1,094 | 1,968 | 2,075 | 4,184 |
| SINGAPR | 217 | 161 | 930 | 916 | | | | | |
| INDNSIA | 7 | 247 | 20 | 399 | 1571040 CANDY, CONT COCOA, CHOCOLATE MT | | | | |
| PHIL R | 318 | 384 | 1,156 | 1,356 | TOTAL | 8,228 | 11,601 | 17,097 | 28,126 |
| HG KONG | 275 | 433 | 478 | 3,028 | CANADA | 3,023 | 4,906 | 5,145 | 8,906 |
| JAPAN | 221 | 813 | 715 | 1,230 | MEXICO | 263 | 500 | 578 | 1,191 |
| MOROC | 0 | 71 | 0 | 404 | PANAMA | 161 | 197 | 355 | 551 |
| MAURIT | 50 | 35 | 509 | 362 | BAHAMAS | 84 | 124 | 203 | 291 |
| OTHERS | 2,186 | 3,076 | 5,024 | 5,041 | DOM REP | 49 | 241 | 105 | 370 |
| | | | | | N ANTIL | 301 | 264 | 451 | 454 |
| | | | | | CHILE | 255 | 335 | 689 | 826 |
| | | | | | ICFLAND | 86 | 50 | 230 | 150 |
| | | | | | SWEDEN | 125 | 488 | 269 | 863 |
| | | | | | NORWAY | 69 | 30 | 180 | 83 |
| | | | | | | | | | |
| 1562720 CHOCOLATE, SWEETENED MT | | | | | 1562740 CHOCOLATE SWEETENED, OTHER MT | | | | |
| TOTAL | 334 | 533 | 933 | 1,506 | TOTAL | 1,356 | 1,374 | 2,652 | 2,705 |
| CANADA | 154 | 61 | 481 | 203 | CANADA | 422 | 180 | 687 | 250 |
| FR GERM | 35 | 0 | 75 | 0 | VENEZ | 409 | 11 | 944 | 21 |
| S ARAB | 45 | 93 | 86 | 175 | SWEDEN | 74 | 96 | 113 | 150 |
| JAPAN | 12 | 119 | 61 | 469 | NORWAY | 131 | 158 | 212 | 271 |
| OTHERS | 88 | 260 | 230 | 659 | | | | | |

TABLE 13--U.S. AGRICULTURAL EXPORTS: QUANTITY AND VALUE, COMMODITY BY COUNTRY
FISCAL YEARS 1978 AND 1979--CONTINUED

| SCHED.8 COUNTRY | QUANTITY | | VALUE | | SCHED.8 COUNTRY | QUANTITY | | VALUE | |
|--|----------|-------|--------------------|--------------------|---|----------|--------|--------------------|--------------------|
| | 1978 | 1979 | 1978 1,000 DOL. | 1979 1,000 DOL. | | 1978 | 1979 | 1978 1,000 DOL. | 1979 1,000 DOL. |
| DENMARK | 188 | 47 | 290 | 75 | THAILND | 12 | 42 | 184 | 355 |
| NETHLD | 160 | 2 | 238 | 4 | PHIL R | 21 | 32 | 157 | 179 |
| FR GERM | 385 | 26 | 671 | 67 | HG KONG | 87 | 51 | 220 | 252 |
| S ARAB | 80 | 132 | 133 | 362 | JAPAN | 166 | 530 | 1,155 | 3,295 |
| PHIL R | 99 | 50 | 282 | 246 | OTHERS | 256 | 408 | 913 | 1,946 |
| HG KONG | 111 | 276 | 550 | 1,372 | 1611800 CINNAMON, CHIPS, CASSIA, ETC MT | | | | |
| JAPAN | 812 | 1,791 | 3,066 | 7,657 | TOTAL | 631 | 630 | 1,189 | 1,403 |
| AUSTRAL | 1,546 | 1,419 | 2,616 | 2,846 | CANADA | 57 | 28 | 74 | 49 |
| OTHERS | 473 | 723 | 1,076 | 1,812 | MEXICO | 116 | 128 | 241 | 234 |
| 1601020 COFFEE, RAW MT | | | | | PANAMA | 11 | 36 | 57 | 144 |
| TOTAL | 3,708 | 5,268 | 15,535 | 17,640 | VENEZ | 72 | 56 | 117 | 90 |
| CANADA | 3,257 | 3,771 | 14,086 | 13,150 | NETHLD | 96 | 53 | 139 | 65 |
| NETHLD | 191 | 995 | 720 | 2,182 | U.S.S.R | 139 | 0 | 153 | 0 |
| FRANCE | 0 | 442 | 0 | 2,813 | SINGAPR | 2 | 153 | 15 | 277 |
| OTHERS | 260 | 60 | 729 | 295 | MOROC | 13 | 44 | 21 | 80 |
| 1601040 COFFEE, ROASTED, GROUND MT | | | | | OTHERS | 125 | 152 | 372 | 464 |
| TOTAL | 7,861 | 6,305 | 39,919 | 38,267 | 1616000 MUSTARD FLOUR, PREP MUSTARD MT | | | | |
| CANADA | 5,824 | 4,690 | 28,569 | 28,659 | TOTAL | 1,301 | 1,507 | 1,127 | 1,217 |
| BERMUDA | 80 | 63 | 473 | 352 | CANADA | 158 | 305 | 61 | 128 |
| BAHAMAS | 121 | 120 | 708 | 676 | COLOMB | 26 | 60 | 44 | 95 |
| S ARAB | 777 | 416 | 3,537 | 2,224 | IRAN | 53 | 2 | 59 | 2 |
| ARAB EM | 143 | 47 | 992 | 255 | S ARAB | 85 | 97 | 93 | 65 |
| SINGAPR | 73 | 55 | 466 | 328 | JAPAN | 288 | 482 | 217 | 360 |
| HG KONG | 101 | 183 | 649 | 1,102 | OTHERS | 691 | 591 | 653 | 567 |
| TAIWAN | 71 | 79 | 335 | 422 | 1616100 MUSTARD SEEDS MT | | | | |
| JAPAN | 107 | 193 | 681 | 1,248 | TOTAL | 561 | 5,726 | 224 | 1,306 |
| LIBYA | 83 | 0 | 506 | 0 | CANADA | 227 | 3,044 | 84 | 500 |
| OTHERS | 481 | 509 | 3,003 | 3,001 | SALVADR | 40 | 46 | 22 | 23 |
| 1602200 COFFEE EXT, ESSENCES & CONCEN MT | | | | | BOLIVIA | 20 | 0 | 16 | 0 |
| TOTAL | 2,569 | 8,246 | 28,728 | 94,751 | NETHLD | 0 | 1,010 | 0 | 279 |
| CANADA | 891 | 1,100 | 8,850 | 12,331 | FR GERM | 199 | 1,948 | 57 | 414 |
| BERMUDA | 27 | 13 | 387 | 175 | OTHERS | 75 | 178 | 45 | 90 |
| BAHAMAS | 41 | 45 | 496 | 569 | 1617800 PEPPER, BLACK AND WHITE MT | | | | |
| CAYMAN | 11 | 7 | 143 | 89 | TOTAL | 419 | 654 | 1,773 | 2,673 |
| LW HW I | 10 | 11 | 144 | 152 | CANADA | 58 | 144 | 96 | 312 |
| N ANTIL | 23 | 28 | 287 | 71 | PANAMA | 22 | 36 | 128 | 202 |
| SURINAM | 29 | 7 | 372 | 351 | U KING | 17 | 5 | 134 | 29 |
| U KING | 3 | 2,308 | 27 | 25,859 | S ARAB | 51 | 47 | 213 | 177 |
| FRANCE | 19 | 12 | 231 | 159 | KOR REP | 67 | 129 | 364 | 792 |
| GREECE | 12 | 15 | 134 | 165 | JAPAN | 14 | 27 | 67 | 136 |
| IRAN | 18 | 3 | 149 | 38 | OTHERS | 190 | 266 | 771 | 1,025 |
| ISRAEL | 8 | 10 | 96 | 151 | 1621700 SPICES, OTHER MT | | | | |
| S ARAB | 201 | 101 | 1,561 | 1,312 | TOTAL | 2,974 | 3,874 | 9,810 | 13,242 |
| ARAB EM | 13 | 16 | 123 | 196 | CANADA | 883 | 1,029 | 2,365 | 2,392 |
| THAILND | 40 | 43 | 539 | 598 | MEXICO | 288 | 408 | 463 | 611 |
| MALAYSIA | 46 | 92 | 556 | 1,098 | BAHAMAS | 55 | 133 | 139 | 270 |
| SINGAPR | 175 | 480 | 2,279 | 9,267 | DOM REP | 33 | 77 | 104 | 287 |
| INDNSIA | 9 | 8 | 134 | 129 | N ANTIL | 25 | 44 | 159 | 270 |
| HG KONG | 18 | 49 | 236 | 625 | COLOMB | 68 | 209 | 134 | 528 |
| TAIWAN | 48 | 262 | 649 | 3,813 | VENEZ | 215 | 301 | 520 | 713 |
| JAPAN | 638 | 3,445 | 8,354 | 40,066 | SWEDEN | 58 | 115 | 214 | 508 |
| AUSTRAL | 73 | 14 | 660 | 131 | U KING | 73 | 111 | 323 | 510 |
| T PAC I | 35 | 39 | 417 | 74 | FR GERM | 141 | 171 | 895 | 1,374 |
| LIBYA | 82 | 5 | 655 | 449 | SWITZLD | 14 | 42 | 63 | 309 |
| NIGERIA | 10 | 9 | 174 | 115 | ISRAEL | 51 | 58 | 238 | 116 |
| LIBERIA | 8 | 20 | 98 | 281 | S ARAB | 273 | 385 | 875 | 1,038 |
| OTHERS | 81 | 104 | 977 | 1,290 | JAPAN | 61 | 85 | 405 | 709 |
| 1604500 CHICDRY ROOTS, OTHER SUB MT | | | | | OTHERS | 736 | 794 | 2,913 | 3,607 |
| TOTAL | 272 | 210 | 1,344 | 624 | 1650500 JUICE, GRAPEFRUIT, N/CONCEN MLT | | | | |
| CANADA | 64 | 96 | 153 | 287 | TOTAL | 16,807 | 14,738 | 6,539 | 6,463 |
| CHILE | 0 | 19 | 0 | 71 | CANADA | 10,310 | 9,060 | 4,040 | 3,819 |
| SWEDEN | 0 | 30 | 0 | 61 | BAHAMAS | 855 | 210 | 367 | 94 |
| S ARAB | 130 | 31 | 969 | 38 | FRANCE | 1,780 | 1,992 | 608 | 876 |
| JAPAN | 22 | 24 | 111 | 131 | ITALY | 227 | 438 | 115 | 251 |
| OTHERS | 56 | 14 | 111 | 37 | S ARAB | 1,103 | 297 | 321 | 147 |
| 1605500 TEA AND MATE MT | | | | | HG KONG | 229 | 248 | 115 | 146 |
| TOTAL | 1,404 | 2,383 | 5,621 | 9,506 | JAPAN | 463 | 562 | 212 | 276 |
| CANADA | 342 | 373 | 1,624 | 1,460 | OTHERS | 1,920 | 1,939 | 861 | 854 |
| BELIZE | 9 | 7 | 128 | 117 | 1650700 JUICE, ORANGE, N/CONCENTRATED MLT | | | | |
| VENEZ | 381 | 777 | 741 | 1,691 | TOTAL | 37,669 | 32,614 | 17,503 | 17,960 |
| U KING | 62 | 16 | 229 | 103 | CANADA | 21,694 | 14,517 | 9,494 | 7,629 |
| FR GERM | 23 | 35 | 126 | 171 | N ANTIL | 564 | 992 | 276 | 495 |
| ITALY | 22 | 45 | 110 | 228 | | | | | |
| S ARAB | 23 | 67 | 34 | 209 | | | | | |

TABLE 11--U.S. AGRICULTURAL EXPORTS: QUANTITY AND VALUE, COMMODITY BY COUNTRY
FISCAL YEARS 1978 AND 1979--CONTINUED

| SCHED. B COUNTRY | QUANTITY | | VALUE | | SCHED. B COUNTRY | QUANTITY | | VALUE | |
|---|----------|---------|--------------------|--------------------|--|----------|--------|--------------------|--------------------|
| | 1978 | 1979 | 1978 1,000 DOL. | 1979 1,000 DOL. | | 1978 | 1979 | 1978 1,000 DOL. | 1979 1,000 DOL. |
| NETHLOS | 246 | 294 | 132 | 400 | SWITZLD | 306 | 742 | 526 | 753 |
| FRANCE | 7,217 | 8,683 | 3,288 | 4,551 | IRAN | 151 | 38 | 500 | 137 |
| FR GERM | 795 | 175 | 456 | 59 | S ARAB | 256 | 238 | 151 | 131 |
| S ARAB | 943 | 1,087 | 564 | 673 | PHIL R | 543 | 241 | 374 | 531 |
| ARAB EM | 642 | 252 | 391 | 162 | T PAC I | 171 | 385 | 93 | 211 |
| KOR REP | 574 | 926 | 306 | 662 | OTHERS | 1,064 | 2,312 | 538 | 976 |
| JAPAN | 722 | 777 | 371 | 467 | | | | | |
| OTHERS | 4,272 | 4,911 | 2,225 | 2,862 | 1653360 JUICE,ORANGE,IN CONT <16L,FZ MLT | | | | |
| | | | | | TOTAL | 21,420 | 22,901 | 16,191 | 17,252 |
| 1651500 JUICE,OTHER,N/CONC,INC MIX MLT | | | | | CANADA | 1,951 | 2,489 | 1,500 | 1,856 |
| TOTAL | 3,480 | 9,305 | 2,352 | 3,073 | MEXICO | 524 | 162 | 375 | 131 |
| CANADA | 2,751 | 2,870 | 815 | 824 | DOM REP | 476 | 328 | 471 | 430 |
| BAHAMAS | 218 | 263 | 128 | 177 | TRINID | 161 | 0 | 340 | 0 |
| DOM REP | 277 | 353 | 93 | 173 | ICELAND | 153 | 250 | 244 | 392 |
| S ARAB | 419 | 2,051 | 303 | 201 | SWEDEN | 4,293 | 2,312 | 1,927 | 1,055 |
| JAPAN | 465 | 914 | 210 | 398 | NORWAY | 833 | 148 | 632 | 209 |
| LIBYA | 18 | 449 | 11 | 255 | DENMARK | 265 | 6 | 411 | 11 |
| OTHERS | 1,332 | 2,405 | 802 | 1,045 | NETHLOS | 3,658 | 6,732 | 3,460 | 4,254 |
| | | | | | FR GERM | 4,254 | 3,325 | 2,031 | 2,527 |
| 1651700 JUICE,GRAPE N/CONC MLT | | | | | ISRAEL | 1,571 | 424 | 456 | 501 |
| TOTAL | 2,331 | 7,280 | 1,475 | 3,150 | THAILND | 354 | 657 | 463 | 1,012 |
| CANADA | 850 | 4,995 | 505 | 1,417 | KOR REP | 736 | 1,154 | 640 | 493 |
| LU WW I | 54 | 395 | 40 | 304 | HG KONG | 155 | 383 | 255 | 592 |
| N ANTIL | 195 | 675 | 156 | 536 | TAIWAN | 73 | 1,181 | 157 | 924 |
| S ARAB | 480 | 128 | 279 | 97 | JAPAN | 690 | 1,958 | 976 | 1,434 |
| HG KONG | 118 | 228 | 99 | 192 | OTHERS | 1,273 | 1,292 | 1,853 | 1,481 |
| OTHERS | 634 | 859 | 396 | 604 | | | | | |
| | | | | | 1654100 JUICE,OTHER CITRUS, FROZEN MLT | | | | |
| 1652100 JUICE,PINEAPPLE N/CONC MLT | | | | | TOTAL | 13,244 | 17,204 | 5,188 | 6,955 |
| TOTAL | 8,647 | 6,459 | 3,459 | 3,052 | CANADA | 8,919 | 12,721 | 2,209 | 3,290 |
| CANADA | 5,712 | 3,598 | 1,771 | 1,486 | SWEDEN | 791 | 942 | 346 | 403 |
| S ARAB | 526 | 861 | 407 | 507 | U KING | 40 | 289 | 49 | 312 |
| OTHERS | 2,409 | 2,000 | 1,281 | 1,059 | NETHLOS | 745 | 49 | 452 | 91 |
| | | | | | FR GERM | 43 | 532 | 53 | 522 |
| 1652600 JUICE,OTHER N/CONC MLT | | | | | ISRAEL | 391 | 115 | 366 | 75 |
| TOTAL | 13,078 | 19,596 | 6,169 | 8,838 | JAPAN | 1,689 | 1,723 | 1,179 | 1,605 |
| CANADA | 6,142 | 7,800 | 1,688 | 2,212 | OTHERS | 626 | 833 | 534 | 657 |
| PANAMA | 518 | 911 | 394 | 649 | | | | | |
| BERMUDA | 265 | 261 | 170 | 178 | 1655400 JUICE,GRAPE, FROZEN MLT | | | | |
| BAHAMAS | 1,244 | 1,335 | 628 | 783 | TOTAL | 504 | 1,126 | 494 | 1,036 |
| N ANTIL | 567 | 1,096 | 336 | 432 | CANADA | 478 | 703 | 398 | 645 |
| S ARAB | 1,211 | 2,760 | 868 | 1,330 | N ANTIL | 52 | 48 | 27 | 19 |
| ARAB EM | 268 | 461 | 204 | 281 | JAPAN | 9 | 260 | 28 | 272 |
| SINGAPR | 249 | 339 | 169 | 220 | OTHERS | 65 | 115 | 41 | 100 |
| KOR REP | 44 | 183 | 81 | 204 | | | | | |
| HG KONG | 248 | 377 | 171 | 199 | 1656000 JUICE,OTHER FROZEN MLT | | | | |
| JAPAN | 261 | 477 | 203 | 351 | TOTAL | 4,699 | 9,498 | 2,765 | 4,552 |
| OTHERS | 2,061 | 3,596 | 1,257 | 1,999 | CANADA | 3,132 | 8,033 | 1,533 | 2,879 |
| | | | | | FR GERM | 357 | 232 | 219 | 327 |
| 1653100 JUICE,GRAPEFRUIT, CONC,FRZ MLT | | | | | JAPAN | 186 | 420 | 393 | 577 |
| TOTAL | 15,329 | 21,316 | 9,342 | 14,743 | AUSTRAL | 377 | 3 | 175 | 16 |
| CANADA | 4,359 | 8,909 | 4,051 | 5,174 | OTHERS | 647 | 810 | 445 | 753 |
| FINLAND | 604 | 27 | 222 | 42 | | | | | |
| U KING | 2,980 | 2,532 | 1,443 | 1,845 | 1657100 JUICE,GRAPEFRUIT, N/FRZ MLT | | | | |
| NETHLOS | 1,279 | 2,575 | 569 | 1,484 | TOTAL | 3,762 | 5,314 | 2,011 | 2,800 |
| FR GERM | 2,125 | 3,148 | 986 | 1,860 | CANADA | 3,121 | 4,094 | 1,462 | 2,056 |
| SWITZLD | 217 | 282 | 210 | 291 | SWITZLD | 253 | 750 | 256 | 344 |
| ISRAEL | 0 | 295 | 0 | 379 | OTHERS | 388 | 470 | 293 | 400 |
| JAPAN | 941 | 1,886 | 1,191 | 2,353 | | | | | |
| OTHERS | 824 | 1,662 | 670 | 1,315 | 1657400 JUICE,ORANGE NOT FROZEN MLT | | | | |
| | | | | | TOTAL | 12,812 | 12,689 | 9,972 | 11,391 |
| 1653320 JUICE,ORANGE,IN CONT <32OZ,FZ MLT | | | | | CANADA | 4,556 | 5,851 | 2,579 | 3,593 |
| TOTAL | 79,978 | 108,752 | 35,855 | 48,734 | U KING | 235 | 304 | 243 | 347 |
| CANADA | 64,028 | 87,708 | 29,125 | 40,714 | NETHLOS | 1,197 | 136 | 511 | 309 |
| SWEDEN | 7,030 | 9,061 | 2,393 | 2,992 | FR GERM | 174 | 526 | 324 | 728 |
| U KING | 3,631 | 4,292 | 1,347 | 1,434 | SWITZLD | 317 | 293 | 405 | 423 |
| NETHLOS | 1,302 | 965 | 507 | 308 | JORDAN | 14 | 234 | 17 | 279 |
| FRANCE | 1,175 | 1,816 | 395 | 621 | KUWAIT | 161 | 425 | 294 | 440 |
| OTHERS | 2,812 | 4,910 | 2,088 | 2,665 | S ARAB | 945 | 330 | 582 | 216 |
| | | | | | THAILND | 158 | 74 | 356 | 170 |
| 1653340 JUICE,ORANGE,IN CONT >32OZ,FZ MLT | | | | | MALAYSA | 1,219 | 485 | 698 | 831 |
| TOTAL | 11,983 | 17,526 | 6,339 | 9,098 | SINGAPR | 277 | 271 | 372 | 438 |
| CANADA | 5,645 | 7,448 | 2,474 | 3,542 | KOR REP | 306 | 59 | 327 | 165 |
| N ANTIL | 337 | 313 | 157 | 158 | HG KONG | 257 | 354 | 676 | 642 |
| SWEDEN | 417 | 784 | 157 | 275 | JAPAN | 402 | 822 | 402 | 634 |
| U KING | 198 | 827 | 306 | 795 | N ZEAL | 378 | 767 | 220 | 494 |
| NETHLOS | 705 | 1,037 | 339 | 357 | LIBYA | 160 | 249 | 225 | 195 |
| FR GERM | 1,880 | 2,503 | 658 | 1,043 | OTHERS | 2,056 | 1,509 | 1,741 | 1,487 |
| AUSTRIA | 230 | 658 | 66 | 189 | | | | | |

TABLE 11--U.S. AGRICULTURAL EXPORTS: QUANTITY AND VALUE, COMMODITY BY COUNTRY
FISCAL YEARS 1978 AND 1979--CONTINUED

| SCHED.B COUNTRY | QUANTITY | | VALUE | | SCHED.B COUNTRY | QUANTITY | | VALUE | |
|--------------------|------------------------------|--------|--------------------|--------------------|--------------------|-----------------------------------|---------|--------------------|--------------------|
| | 1978 | 1979 | 1978 1,000 DOL. | 1979 1,000 DOL. | | 1978 | 1979 | 1978 1,000 DOL. | 1979 1,000 DOL. |
| 1657700 | JUICE, OTHER, CITRUS N/FRZ | | | | | | | | |
| TOTAL | 2,277 | 3,315 | 1,563 | MLT | 1,862 | 2,942 | 753 | 1,320 | |
| CANADA | 1,029 | 1,358 | 411 | 2,818 | 783 | 2,280 | 343 | 1,200 | |
| BERMUDA | 149 | 172 | 126 | 564 | 643 | 2,702 | 273 | 1,126 | |
| U KING | 298 | 345 | 161 | 141 | 832 | 1,160 | 272 | 490 | |
| FR GERM | 181 | 334 | 183 | 215 | 0 | 617 | 0 | 293 | |
| LEBANON | 0 | 81 | 0 | 420 | 455 | 758 | 173 | 289 | |
| HG KONG | 72 | 75 | 85 | 142 | 15,210 | 525 | 5,795 | 214 | |
| JAPAN | 37 | 320 | 59 | 67 | 200 | 554 | 86 | 324 | |
| OTHERS | 511 | 630 | 538 | 780 | 8,173 | 14,599 | 2,852 | 5,048 | |
| 1658000 | JUICE, GRAPE, N/FRZ | | | | | | | | |
| TOTAL | 3,633 | 11,604 | 2,128 | MLT | 15 | 24,450 | 9 | 8,633 | |
| CANADA | 1,124 | 8,759 | 286 | 4,012 | 2,495 | 3,733 | 956 | 1,425 | |
| JAPAN | 2,297 | 2,578 | 1,630 | 1,493 | 2,557 | 2,401 | 936 | 951 | |
| OTHERS | 212 | 267 | 212 | 2,292 | 1,653 | 0 | 655 | 0 | |
| 1658400 | JUICE, PINEAPPLE, NOT FROZEN | | | | | | | | |
| TOTAL | 2,025 | 1,742 | 1,089 | MLT | 5,763 | 5,732 | 2,313 | 2,572 | |
| CANADA | 1,015 | 172 | 336 | 894 | 1,067 | 12,416 | 4,140 | 12,430 | |
| JAMAICA | 214 | 64 | 273 | 40 | 131 | 7,051 | 1,095 | 4,699 | |
| LW WW I | 34 | 117 | 23 | 48 | 242 | 203 | 127 | 211 | |
| TRINID | 42 | 0 | 86 | 66 | 452 | 318 | 205 | 320 | |
| N ANTIL | 60 | 158 | 38 | 0 | 138 | 797 | 413 | 772 | |
| NETHLS | 0 | 67 | 0 | 64 | 138 | 288 | 172 | 377 | |
| BELGIUM | 33 | 105 | 10 | 51 | 80 | 863 | 406 | 1,160 | |
| FRANCE | 452 | 712 | 179 | 47 | 50 | 188 | 327 | 500 | |
| FR GERM | 35 | 193 | 31 | 292 | 222 | 200 | 72 | 349 | |
| OTHERS | 160 | 154 | 113 | 144 | 621 | 560 | 394 | 1,036 | |
| 1658800 | JUICE, OTHER, N/FROZEN | | | | | | | | |
| TOTAL | 7,436 | 10,786 | 4,664 | MLT | 2,150 | 4,819 | 2,080 | 4,037 | |
| CANADA | 3,655 | 7,133 | 1,331 | 4,419 | 1,224 | 3,041 | 832 | 1,582 | |
| VENEZ | 1,578 | 930 | 1,383 | 1,259 | 129 | 354 | 137 | 324 | |
| FR GERM | 125 | 475 | 173 | 594 | 88 | 77 | 159 | 127 | |
| JAPAN | 122 | 359 | 241 | 716 | 125 | 324 | 121 | 315 | |
| OTHERS | 1,956 | 1,889 | 1,516 | 1,453 | 39 | 167 | 65 | 322 | |
| 1663020 | JUICE, TOMATO & MIXED VEG | | | | | | | | |
| TOTAL | 15,464 | 11,755 | 8,822 | MLT | 112 | 63 | 131 | 100 | |
| CANADA | 7,021 | 2,043 | 3,623 | 6,872 | 117 | 172 | 193 | 236 | |
| KUWAIT | 161 | 207 | 81 | 809 | 316 | 621 | 442 | 1,031 | |
| S ARAB | 3,442 | 2,599 | 1,953 | 148 | 1701220 | TOBACCO-WRAPPER, CONN SHADE LF MT | | | |
| QATAR | 78 | 378 | 55 | 1,407 | 1,394 | 2,253 | 19,534 | 34,847 | |
| BAHRAIN | 387 | 439 | 274 | 223 | 16 | 19 | 257 | 293 | |
| SINGAPR | 212 | 370 | 121 | 311 | 36 | 27 | 622 | 666 | |
| HG KONG | 689 | 687 | 361 | 178 | 895 | 1,495 | 12,566 | 20,002 | |
| JAPAN | 1,584 | 2,755 | 1,396 | 365 | 132 | 253 | 2,967 | 6,310 | |
| OTHERS | 1,885 | 2,177 | 958 | 2,300 | 123 | 308 | 1,803 | 6,348 | |
| 1663040 | JUICE, OTHER VEGETABLE | | | | | | | | |
| TOTAL | 3,325 | 3,905 | 1,622 | MLT | 19 | 11 | 308 | 1,114 | |
| CANADA | 1,077 | 536 | 330 | 1,938 | 48 | 26 | 584 | 962 | |
| MEXICO | 158 | 289 | 77 | 186 | 1701240 | TOBACCO-WRAPPER, GA AND FLA MT | | | |
| BAHAMAS | 609 | 1,359 | 247 | 122 | 221 | 97 | 2,449 | 919 | |
| HAITI | 423 | 503 | 253 | 542 | 184 | 67 | 2,226 | 740 | |
| S ARAB | 39 | 233 | 54 | 328 | 21 | 22 | 101 | 107 | |
| JAPAN | 117 | 75 | 97 | 111 | 16 | 8 | 122 | 72 | |
| LIBYA | 439 | 13 | 248 | 48 | 1703310 | TOBACCO-FLUE-CURED N/STEM, LF MT | | | |
| LIBERIA | 120 | 356 | 68 | 7 | 51,473 | 59,401 | 214,405 | 272,796 | |
| OTHERS | 346 | 541 | 248 | 359 | JAMAICA | 413 | 516 | 1,595 | 2,104 |
| 1664100 | NONALCOHOLIC BEVERAGES, NSPF | | | | | | | | |
| TOTAL | 13,716 | 24,549 | 7,620 | MLT | 1,173 | 1,343 | 4,578 | 6,108 | |
| CANADA | 1,498 | 1,938 | 591 | 14,859 | NORWAY | 399 | 206 | 1,588 | 925 |
| BERMUDA | 470 | 158 | 175 | 771 | DENMARK | 2,471 | 6,485 | 9,491 | 28,691 |
| BAHAMAS | 1,199 | 1,820 | 342 | 75 | U KING | 0 | 314 | 0 | |
| TRINID | 133 | 472 | 171 | 625 | IRELAND | 4,400 | 4,775 | 17,044 | 19,941 |
| N ANTIL | 431 | 635 | 243 | 347 | FRANCE | 1,807 | 943 | 4,831 | 3,872 |
| SWEDEN | 186 | 276 | 317 | 286 | FR GERM | 0 | 469 | 0 | |
| S ARAB | 5,085 | 10,069 | 2,802 | 408 | AUSTRIA | 13,219 | 13,025 | 52,732 | 58,108 |
| HG KONG | 1,020 | 2,877 | 488 | 7,577 | CZECH | 353 | 460 | 1,788 | 2,388 |
| JAPAN | 165 | 925 | 104 | 1,219 | SWITZLD | 337 | 334 | 1,256 | 1,382 |
| OTHERS | 3,529 | 5,381 | 2,387 | 635 | ITALY | 166 | 230 | 632 | 1,148 |
| 1670500 | ALE, PORTER, STOUT, AND BEER | | | | | | | | |
| TOTAL | 96,513 | 71,861 | 34,673 | MLT | 501 | 0 | 2,784 | 1 | |
| CANADA | 51,863 | 7,535 | 17,654 | 2,918 | 8,519 | 6,820 | 37,858 | 31,659 | |
| BERMUDA | 1,714 | 1,873 | 638 | 235 | 249 | 631 | 957 | 2,548 | |
| | | | | 359 | LEBANON | 0 | 452 | 0 | |
| | | | | 771 | THAILND | 0 | 587 | 0 | |
| | | | | 75 | INDNSIA | 479 | 41 | 2,370 | |
| | | | | 625 | PHIL R | 2,146 | 459 | 1,72 | |
| | | | | 347 | KOR REP | 1,127 | 4,830 | 2,215 | |
| | | | | 286 | | | 5,962 | 25,451 | |

TABLE 11--U.S. AGRICULTURAL EXPORTS: QUANTITY AND VALUE, COMMODITY BY COUNTRY
FISCAL YEARS 1978 AND 1979--CONTINUED

| SCHED. B COUNTRY | QUANTITY | | VALUE | | SCHED. B COUNTRY | QUANTITY | | VALUE | |
|--|----------|---------|--------------------|--------------------|--|----------|-------|--------------------|--------------------|
| | 1978 | 1979 | 1978 1,000 DOL. | 1979 1,000 DOL. | | 1978 | 1979 | 1978 1,000 DOL. | 1979 1,000 DOL. |
| HONG KONG | 793 | 803 | 2,790 | 3,751 | BELGIUM | 571 | 26 | 2,845 | 141 |
| TAIWAN | 7,871 | 8,247 | 33,665 | 35,569 | FR GERM | 645 | 3,742 | 2,657 | 19,942 |
| JAPAN | 2,401 | 4,782 | 14,526 | 78,748 | AUSTRIA | 101 | 0 | 494 | 0 |
| AUSTRAL | 0 | 241 | 0 | 1,368 | SWITZLD | 2,651 | 2,516 | 13,206 | 13,290 |
| MOROCCO | 260 | 0 | 1,017 | 0 | POLAND | 500 | 0 | 2,285 | 0 |
| ALGERIA | 817 | 940 | 2,912 | 2,823 | SPAIN | 91 | 1 | 355 | 5 |
| ZAIRE | 688 | 55 | 2,535 | 234 | ITALY | 1,031 | 368 | 4,772 | 1,736 |
| OTHERS | 784 | 1,413 | 3,221 | 5,647 | ISRAEL | 173 | 119 | 1,048 | 614 |
| | | | | | JORDAN | 151 | 90 | 727 | 468 |
| | | | | | THAILND | 2,997 | 2,108 | 13,700 | 10,534 |
| 1703320 TOBACCO-FLUE-CURED STEW LEAF MT | | | | | PHIL R | 1,530 | 1,515 | 9,267 | 8,188 |
| TOTAL | 121,141 | 128,945 | 624,942 | 687,199 | KOR REP | 1,455 | 919 | 9,118 | 6,295 |
| ECUADOR | 1,316 | 641 | 6,227 | 3,592 | HONG KONG | 22 | 276 | 116 | 1,493 |
| CHILE | 460 | 395 | 2,766 | 3,592 | JAPAN | 4,700 | 6,729 | 25,795 | 41,247 |
| SWEDEN | 3,549 | 2,574 | 17,458 | 13,294 | AUSTRAL | 83 | 167 | 412 | 826 |
| FINLAND | 1,636 | 1,903 | 7,943 | 18,889 | EGYPT | 616 | 417 | 2,707 | 1,722 |
| DENMARK | 3,542 | 5,935 | 16,652 | 28,148 | ZAIRE | 188 | 0 | 740 | 0 |
| U KING | 27,807 | 31,678 | 146,905 | 169,021 | OTHERS | 294 | 198 | 1,424 | 1,803 |
| IRELAND | 1,435 | 2,043 | 8,188 | 10,439 | | | | | |
| NETHLDS | 1,189 | 676 | 5,250 | 2,921 | 1703350 TOBACCO-MARYLAND LEAF MT | | | | |
| BELGIUM | 2,022 | 2,739 | 9,912 | 13,012 | TOTAL | 3,233 | 3,486 | 13,566 | 15,679 |
| FRANCE | 608 | 2,805 | 3,033 | 13,202 | ECUADOR | 438 | 912 | 2,028 | 4,601 |
| FR GERM | 3,130 | 6,507 | 14,133 | 32,157 | NETHLDS | 30 | 163 | 106 | 730 |
| AUSTRIA | 883 | 930 | 4,391 | 5,116 | BELGIUM | 363 | 293 | 1,202 | 1,091 |
| SWITZLD | 3,115 | 2,737 | 14,634 | 12,683 | FR GERM | 414 | 776 | 1,494 | 3,238 |
| POLAND | 1,343 | 2,483 | 6,097 | 11,687 | SWITZLD | 1,712 | 1,200 | 7,896 | 5,485 |
| SPAIN | 4,574 | 2,700 | 18,797 | 11,070 | EGYPT | 169 | 0 | 581 | 0 |
| ITALY | 1,537 | 0 | 7,064 | 0 | OTHERS | 105 | 142 | 259 | 534 |
| YUGOSLV | 477 | 595 | 1,800 | 2,858 | | | | | |
| THAILND | 5,265 | 5,829 | 20,951 | 23,124 | 1704205 TOBACCO-DARK FIRED KY+TENN LF MT | | | | |
| MALAYSIA | 3,704 | 4,392 | 22,250 | 27,739 | TOTAL | 7,124 | 8,809 | 27,185 | 34,558 |
| SINGAPR | 727 | 657 | 3,514 | 4,181 | SWEDEN | 118 | 232 | 449 | 979 |
| PHIL R | 756 | 1,930 | 3,917 | 9,584 | FINLAND | 64 | 234 | 342 | 980 |
| KOR REP | 1,798 | 170 | 9,600 | 895 | DENMARK | 42 | 189 | 168 | 538 |
| TAIWAN | 1,372 | 6,498 | 6,932 | 35,769 | U KING | 62 | 1 | 300 | 6 |
| JAPAN | 31,495 | 27,645 | 184,329 | 168,749 | NETHLDS | 4,224 | 4,958 | 16,496 | 19,278 |
| AUSTRAL | 3,481 | 3,838 | 19,045 | 22,764 | BELGIUM | 210 | 150 | 755 | 580 |
| N ZEAL | 972 | 1,132 | 5,475 | 6,755 | FRANCE | 1,082 | 1,416 | 4,391 | 5,757 |
| LIBYA | 497 | 725 | 2,630 | 4,174 | FR GERM | 76 | 154 | 312 | 667 |
| EGYPT | 5,344 | 3,129 | 23,054 | 13,228 | SWITZLD | 100 | 275 | 399 | 1,095 |
| CHRY I | 3,866 | 2,030 | 14,647 | 8,921 | ITALY | 234 | 285 | 1,071 | 1,421 |
| OTHERS | 3,446 | 3,429 | 17,348 | 18,585 | INONNSIA | 368 | 90 | 488 | 336 |
| | | | | | CAMROON | 112 | 246 | 304 | 732 |
| | | | | | GHANA | 235 | 0 | 1,022 | 0 |
| 1703330 TOBACCO-BURLEY N/STEMMED LEAF MT | | | | | ZATRE | 0 | 500 | 0 | 1,661 |
| TOTAL | 14,633 | 12,325 | 56,744 | 53,094 | OTHERS | 197 | 159 | 688 | 528 |
| ECUADOR | 0 | 166 | 0 | 916 | | | | | |
| BOLIVIA | 0 | 44 | 0 | 241 | 1704210 TOBACCO-VA FIRED SUN CURED LF MT | | | | |
| NORWAY | 107 | 201 | 406 | 770 | TOTAL | 935 | 1,416 | 3,728 | 5,140 |
| FINLAND | 70 | 12 | 231 | 72 | SWEDEN | 137 | 189 | 445 | 720 |
| U KING | 1,741 | 62 | 6,590 | 231 | NORWAY | 411 | 778 | 1,688 | 3,109 |
| NETHLDS | 336 | 522 | 1,285 | 386 | U KING | 37 | 30 | 188 | 149 |
| BELGIUM | 122 | 101 | 449 | 417 | NETHLDS | 42 | 0 | 147 | 0 |
| FRANCE | 128 | 104 | 633 | 4,195 | FR GERM | 228 | 32 | 904 | 107 |
| FR GERM | 2,512 | 1,079 | 9,196 | 208 | AUSTRIA | 35 | 39 | 199 | 222 |
| AUSTRIA | 45 | 50 | 187 | 322 | CZECHO | 1A | 0 | 94 | 0 |
| CZECHO | 0 | 106 | 0 | 118 | SWITZLD | 0 | 244 | 0 | 454 |
| SWITZLD | 323 | 28 | 1,219 | 30,767 | POLAND | 0 | 36 | 0 | 140 |
| ITALY | 7,380 | 7,458 | 28,617 | 740 | YEMEN A | 0 | 50 | 0 | 186 |
| YUGOSLV | 83 | 0 | 405 | 0 | OTHERS | 27 | 18 | 23 | 53 |
| LEBANON | 0 | 178 | 0 | 8,155 | | | | | |
| ISRAEL | 167 | 0 | 549 | 0 | 1704230 TOBACCO-BLACKFAT LEAF MT | | | | |
| PHIL R | 643 | 1,319 | 3,388 | 4,335 | TOTAL | 1,225 | 1,345 | 6,946 | 7,935 |
| KOR REP | 70 | 0 | 435 | 244 | CAMROON | 135 | 143 | 748 | 834 |
| HONG KONG | 195 | 68 | 649 | 221 | NIGER | 263 | 109 | 1,635 | 743 |
| TAIWAN | 0 | 56 | 0 | 279 | TOGO | 204 | 189 | 1,120 | 1,155 |
| AUSTRAL | 24 | 43 | 110 | 621 | NIGERIA | 229 | 115 | 1,347 | 731 |
| ALGERIA | 166 | 205 | 687 | 1,216 | BENIN | 357 | 729 | 1,996 | 4,284 |
| EGYPT | 251 | 300 | 946 | 724 | OTHERS | 37 | 60 | 108 | 188 |
| ZAIRE | 94 | 168 | 349 | 177 | | | | | |
| OTHERS | 176 | 55 | 493 | 0 | 1704300 OTHER FILL WRAP FOREIGN LF RX MT | | | | |
| | | | | | TOTAL | 5,011 | 2,198 | 18,982 | 9,338 |
| 1703340 TOBACCO-BURLEY STEMMED LEAF MT | | | | | CANADA | 57 | 27 | 225 | 202 |
| TOTAL | 23,517 | 26,642 | 117,866 | 145,402 | JAMAICA | 37 | 30 | 159 | 236 |
| ECUADOR | 59 | 131 | 236 | 455 | HAITI | 0 | 41 | 0 | 234 |
| CHILE | 278 | 349 | 1,648 | 2,146 | DOM REP | 83 | 58 | 1,004 | 487 |
| SWEDEN | 976 | 886 | 4,648 | 4,431 | N ANTIL | 23 | 55 | 81 | 209 |
| FINLAND | 271 | 438 | 1,521 | 2,669 | COLOMB | 104 | 105 | 481 | 519 |
| DENMARK | 869 | 1,239 | 4,106 | 5,638 | ECUADOR | 81 | 169 | 279 | 463 |
| U KING | 2,622 | 1,891 | 10,648 | 9,794 | | | | | |
| NETHLDS | 643 | 2,517 | 2,771 | 12,767 | | | | | |

TABLE 11--U.S. AGRICULTURAL EXPORTS: QUANTITY AND VALUE, COMMODITY BY COUNTRY
FISCAL YEARS 1978 AND 1979--CONTINUED

| SCHED.B COUNTRY | QUANTITY | | VALUE | | SCHED.B COUNTRY | QUANTITY | | VALUE | |
|---|----------|-----------|--------------------|--------------------|--------------------|----------|-------|--------------------|--------------------|
| | 1978 | 1979 | 1978 1,000 DOL. | 1979 1,000 DOL. | | 1978 | 1979 | 1978 1,000 DOL. | 1979 1,000 DOL. |
| PERU | 34 | 44 | 152 | 197 | FRANCE | 21 | 584 | 13 | 319 |
| FINLAND | 263 | 97 | 1,006 | 450 | SPAIN | 220 | 380 | 165 | 203 |
| U KING | 0 | 125 | 0 | 690 | INDIA | 67 | 3 | 53 | 3 |
| NETHLOS | 26 | 113 | 100 | 558 | TAIWAN | 99 | 0 | 26 | 0 |
| FR GERM | 205 | 272 | 591 | 1,189 | EGYPT | 509 | 1,283 | 217 | 643 |
| AUSTRIA | 55 | 51 | 205 | 209 | OTHERS | 209 | 919 | 114 | 378 |
| CZECHO | 0 | 201 | 0 | 621 | | | | | |
| SWITZLD | 643 | 0 | 1,466 | 0 | | | | | |
| POLAND | 116 | 0 | 394 | 0 | | | | | |
| U.S.S.R | 100 | 0 | 402 | 0 | | | | | |
| SPAIN | 1,002 | 0 | 4,139 | 0 | | | | | |
| ITALY | 0 | 294 | 0 | 1,455 | | | | | |
| YUGOSLV | 147 | 0 | 554 | 752 | | | | | |
| IRAN | 813 | 216 | 2,846 | 208 | | | | | |
| PHIL R | 221 | 0 | 912 | 255 | | | | | |
| CNRY I | 900 | 112 | 3,687 | 404 | | | | | |
| NIGERIA | 0 | 35 | 0 | 0 | | | | | |
| OTHERS | 101 | 153 | 299 | 0 | | | | | |
| 1705100 UNMANUFACTURED TOBACCO, NSPF MT | | | | | | | | | |
| TOTAL | 42,174 | 39,554 | 24,947 | 24,014 | | | | | |
| CANADA | 1,126 | 1,653 | 1,959 | 3,103 | | | | | |
| DOM REP | 150 | 282 | 644 | 1,120 | | | | | |
| N ANTIL | 44 | 48 | 181 | 339 | | | | | |
| COLOMB | 108 | 52 | 473 | 241 | | | | | |
| ECUADOR | 29 | 157 | 81 | 588 | | | | | |
| SWEDEN | 1,704 | 1,357 | 348 | 305 | | | | | |
| NORWAY | 111 | 0 | 296 | 0 | | | | | |
| FINLAND | 914 | 592 | 200 | 386 | | | | | |
| DENMARK | 1,634 | 3,187 | 509 | 553 | | | | | |
| U KING | 9,575 | 8,305 | 4,724 | 3,546 | | | | | |
| IRELAND | 469 | 454 | 264 | 78 | | | | | |
| NETHLOS | 956 | 515 | 1,672 | 1,272 | | | | | |
| BELGIUM | 777 | 453 | 488 | 594 | | | | | |
| FRANCE | 696 | 1,618 | 118 | 627 | | | | | |
| FR GERM | 2,498 | 5,070 | 2,707 | 4,596 | | | | | |
| SWITZLD | 2,534 | 1,235 | 2,779 | 569 | | | | | |
| U.S.S.R | 116 | 94 | 465 | 414 | | | | | |
| MALAYA | 308 | 353 | 587 | 274 | | | | | |
| JAPAN | 12,828 | 8,833 | 2,299 | 1,900 | | | | | |
| AUSTRAL | 892 | 888 | 757 | 306 | | | | | |
| EGYPT | 1,553 | 894 | 418 | 558 | | | | | |
| CNRY I | 85 | 104 | 340 | 69 | | | | | |
| CAMROON | 220 | 164 | 642 | 442 | | | | | |
| NIGERIA | 31 | 141 | 58 | 683 | | | | | |
| OTHERS | 3,316 | 3,005 | 1,943 | 1,391 | | | | | |
| 1751500 COTTONSEED MT | | | | | | | | | |
| TOTAL | 46,216 | 5,308 | 15,335 | 3,498 | | | | | |
| MEXICO | 26,698 | 1,686 | 7,254 | 1,031 | | | | | |
| GUATHAL | 418 | 290 | 320 | 231 | | | | | |
| SALVADR | 191 | 181 | 127 | 130 | | | | | |
| HONDURA | 0 | 181 | 0 | 102 | | | | | |
| COLOMB | 330 | 307 | 193 | 193 | | | | | |
| BOLIVIA | 203 | 214 | 168 | 197 | | | | | |
| ARGENT | 0 | 110 | 0 | 86 | | | | | |
| SPAIN | 540 | 511 | 484 | 546 | | | | | |
| PORTUGL | 40 | 200 | 28 | 141 | | | | | |
| JAPAN | 17,178 | 1,421 | 6,325 | 662 | | | | | |
| OTHERS | 618 | 207 | 436 | 179 | | | | | |
| 1751800 FLAXSEED (LINSEED) MT | | | | | | | | | |
| TOTAL | 25,933 | 3,445 | 5,615 | 695 | | | | | |
| NETHLOS | 14,976 | 0 | 3,582 | 0 | | | | | |
| BELGIUM | 482 | 154 | 118 | 44 | | | | | |
| FR GERM | 357 | 525 | 94 | 113 | | | | | |
| POLAND | 8,001 | 2,270 | 1,800 | 475 | | | | | |
| UNKNOWN | 29 | 478 | 3 | 57 | | | | | |
| OTHERS | 88 | 18 | 18 | 6 | | | | | |
| 1754000 SOYBEAN SEED FOR PLANTING MT | | | | | | | | | |
| TOTAL | 2,747 | 18,617 | 1,189 | 7,778 | | | | | |
| CANADA | 933 | 1,040 | 230 | 302 | | | | | |
| MEXICO | 215 | 10,778 | 92 | 4,804 | | | | | |
| NICARAG | 72 | 0 | 36 | 0 | | | | | |
| PERU | 106 | 1,556 | 75 | 453 | | | | | |
| CHILE | 0 | 541 | 0 | 178 | | | | | |
| ARGENT | 287 | 317 | 166 | 256 | | | | | |
| NETHLOS | 9 | 1,016 | 2 | 239 | | | | | |
| 1755100 SUNFLOWER SEED MT | | | | | | | | | |
| TOTAL | 905,237 | 1,341,794 | 226,188 | 1,900 | | | | | |
| CANADA | 6,921 | 48,458 | 2,708 | 3,498 | | | | | |
| MEXICO | 78,081 | 263,075 | 19,491 | 1,031 | | | | | |
| NETHLOS | 321,054 | 385,735 | 80,318 | 231 | | | | | |
| BELGIUM | 2,500 | 8,027 | 498 | 130 | | | | | |
| FRANCE | 65,986 | 53,508 | 15,405 | 102 | | | | | |
| FR GERM | 231,835 | 281,540 | 59,455 | 193 | | | | | |
| CZECHO | 17,326 | 17,009 | 4,597 | 197 | | | | | |
| SPAIN | 12,742 | 1,516 | 3,058 | 86 | | | | | |
| PORTUGL | 110,704 | 125,085 | 30,828 | 546 | | | | | |
| ITALY | 53,119 | 111,871 | 13,016 | 141 | | | | | |
| YUGOSLV | 5,272 | 0 | 1,107 | 662 | | | | | |
| BULGAR | 2 | 28,786 | 14 | 179 | | | | | |
| REP SAF | 0 | 13,201 | 0 | 0 | | | | | |
| OTHERS | 695 | 3,983 | 613 | 695 | | | | | |
| 1756000 SAFFLOWER SEED MT | | | | | | | | | |
| TOTAL | 35,565 | 51,996 | 8,684 | 14,474 | | | | | |
| NETHLOS | 4,946 | 5,525 | 1,200 | 1,130 | | | | | |
| PORTUGL | 15,750 | 14,507 | 3,796 | 475 | | | | | |
| TAIWAN | 347 | 1,018 | 126 | 57 | | | | | |
| JAPAN | 13,249 | 29,911 | 3,226 | 6 | | | | | |
| OTHERS | 1,273 | 1,035 | 336 | 0 | | | | | |
| 1756040 OIL-BEARING NUTS, SEEDS, NSPF MT | | | | | | | | | |
| TOTAL | 14,474 | 23,905 | 3,323 | 1,130 | | | | | |
| CANADA | 1,130 | 5,984 | 582 | 475 | | | | | |
| MEXICO | 5,935 | 126 | 1,024 | 57 | | | | | |
| NETHLOS | 827 | 5,495 | 264 | 6 | | | | | |
| BELGIUM | 3,644 | 4,330 | 651 | 113 | | | | | |
| FR GERM | 2,233 | 25 | 368 | 475 | | | | | |
| SPAIN | 164 | 0 | 109 | 57 | | | | | |
| JAPAN | 237 | 7,366 | 117 | 6 | | | | | |
| AUSTRAL | 72 | 213 | 71 | 6 | | | | | |
| OTHERS | 232 | 366 | 137 | 6 | | | | | |
| 1760320 OIL-CORN, CRUDE, ONCE REFINED MT | | | | | | | | | |
| TOTAL | 22,804 | 40,420 | 21,289 | 22,804 | | | | | |
| CANADA | 18,538 | 11,299 | 8,870 | 18,538 | | | | | |
| U KING | 532 | 5 | 399 | 239 | | | | | |

TABLE 13--U.S. AGRICULTURAL EXPORTS: QUANTITY AND VALUE, COMMODITY BY COUNTRY
FISCAL YEARS 1978 AND 1979--CONTINUED

| SCHED.B COUNTRY | QUANTITY | | VALUE | | SCHED.B COUNTRY | QUANTITY | | VALUE | |
|-------------------------------------|----------|---------|------------|------------|------------------------------------|----------|---------|------------|------------|
| | 1978 | 1979 | 1,000 DOL. | 1,000 DOL. | | 1978 | 1979 | 1,000 DOL. | 1,000 DOL. |
| NETHLDS | 2,921 | 7,950 | 2,426 | 6,673 | C RICA | 0 | 40 | 0 | 33 |
| BELGIUM | 2,023 | 6,162 | 1,640 | 5,044 | PANAMA | 0 | 2 | 0 | 3 |
| FRANCE | 0 | 6,235 | 0 | 5,030 | JAMAICA | 0 | 8 | 0 | 11 |
| ITALY | 3,525 | 6,479 | 2,637 | 5,087 | NETHLDS | 13,160 | 0 | 6,293 | 0 |
| IRAN | 447 | 191 | 778 | 366 | POLAND | 16,789 | 0 | 7,162 | 0 |
| KUWAIT | 250 | 240 | 250 | 313 | HG KONG | 0 | 18 | 0 | 22 |
| S ARAB | 1,645 | 667 | 2,884 | 825 | OTHERS | 616 | 6 | 253 | 6 |
| HG KONG | 206 | 346 | 284 | 898 | | | | | |
| OTHERS | 717 | 644 | 1,121 | 910 | | | | | |
| | | | | | 1763620 OIL-PEANUT,CRUDE | | | | MT |
| | | | | | TOTAL | 31,306 | 10,496 | 28,991 | 9,529 |
| 1760340 OIL-CORN,OTHER | | | | MT | CANADA | 4,013 | 2,717 | 3,314 | 2,440 |
| TOTAL | 7,252 | 14,273 | 9,591 | 21,913 | DOM REP | 2,149 | 0 | 1,856 | 0 |
| CANADA | 1,794 | 1,973 | 1,618 | 1,722 | VENEZ | 4,430 | 5,288 | 3,998 | 4,714 |
| JAMAICA | 731 | 570 | 656 | 518 | BOLIVIA | 302 | 0 | 298 | 0 |
| VENEZ | 82 | 216 | 47 | 296 | U KING | 0 | 488 | 0 | 497 |
| LEBANON | 0 | 147 | 0 | 234 | NETHLDS | 3,563 | 0 | 2,674 | 0 |
| IRAN | 1,050 | 3,881 | 1,818 | 5,866 | BELGIUM | 4,373 | 0 | 4,429 | 0 |
| KUWAIT | 248 | 241 | 418 | 418 | FRANCE | 6,313 | 1,999 | 6,742 | 1,871 |
| S ARAB | 2,232 | 6,007 | 3,719 | 11,023 | FR GERM | 1,420 | 0 | 1,061 | 0 |
| ARAB EM | 37 | 134 | 73 | 246 | SWITZLD | 1,637 | 0 | 1,679 | 0 |
| HG KONG | 197 | 150 | 294 | 212 | SYRIA | 415 | 0 | 419 | 0 |
| N ZEAL | 540 | 214 | 414 | 154 | INDIA | 716 | 0 | 644 | 0 |
| OTHERS | 341 | 740 | 534 | 1,224 | AUSTRAL | 1,129 | 0 | 1,204 | 0 |
| | | | | | OTHERS | 846 | 4 | 674 | 7 |
| | | | | | | | | | |
| 1760400 OIL-COCONUT | | | | MT | 1763840 OIL-PEANUT,OTHER | | | | MT |
| TOTAL | 6,984 | 3,723 | 3,533 | 3,649 | TOTAL | 14,010 | 2,852 | 13,413 | 2,706 |
| CANADA | 1,029 | 379 | 532 | 369 | CANADA | 462 | 388 | 467 | 352 |
| MEXICO | 852 | 96 | 390 | 58 | HAITI | 292 | 0 | 287 | 0 |
| NICARAG | 477 | 114 | 429 | 156 | VENEZ | 400 | 2,354 | 387 | 2,192 |
| COLOMB | 747 | 456 | 386 | 467 | PERU | 830 | 0 | 764 | 0 |
| CHILE | 150 | 700 | 72 | 684 | CHILE | 265 | 0 | 272 | 0 |
| NETHLDS | 706 | 1,530 | 318 | 1,354 | LEBANON | 332 | 0 | 320 | 0 |
| FR GERM | 1,644 | 6 | 617 | 16 | INDIA | 4,568 | 0 | 4,296 | 0 |
| OTHERS | 1,379 | 442 | 789 | 545 | MOROC | 449 | 0 | 462 | 0 |
| | | | | | ALGERIA | 1,070 | 0 | 1,062 | 0 |
| 1761820 OIL-COTTONSEED, CRUDE | | | | MT | SENEGAL | 299 | 0 | 282 | 0 |
| TOTAL | 10,611 | 16,674 | 5,801 | 9,891 | TZANIA | 634 | 0 | 636 | 0 |
| CANADA | 1,847 | 4,668 | 953 | 2,196 | OTHERS | 4,409 | 110 | 4,178 | 162 |
| VENEZ | 0 | 2,997 | 0 | 2,173 | | | | | |
| SWEDEN | 1,994 | 0 | 959 | 0 | 1765220 OIL-SOYBEAN,CRUDE,DEGUMMED | | | | MT |
| NETHLDS | 703 | 2,087 | 414 | 1,566 | TOTAL | 700,028 | 876,994 | 388,754 | 557,399 |
| BELGIUM | 0 | 602 | 0 | 402 | CANADA | 3,534 | 4,784 | 1,787 | 2,606 |
| IRAN | 2,409 | 0 | 1,547 | 0 | MEXICO | 27,867 | 4,574 | 16,810 | 2,545 |
| JAPAN | 2,393 | 5,655 | 1,226 | 3,015 | PANAMA | 8,095 | 18,716 | 4,726 | 11,525 |
| EGYPT | 1,040 | 0 | 547 | 0 | DOM REP | 17,155 | 31,857 | 9,515 | 20,751 |
| OTHERS | 225 | 665 | 155 | 539 | TRINID | 1,994 | 6,246 | 1,069 | 3,615 |
| | | | | | COLOMB | 36,059 | 74,043 | 19,507 | 46,300 |
| 1761840 OIL-COTTONSEED,ONCE REFINED | | | | MT | VENEZ | 2 | 12,557 | 2 | 8,130 |
| TOTAL | 326,094 | 269,105 | 194,743 | 176,819 | ECUADOR | 25,002 | 21,564 | 13,335 | 13,806 |
| DOM REP | 7,804 | 37,567 | 4,407 | 28,278 | PERU | 67,424 | 25,475 | 36,636 | 16,784 |
| VENEZ | 42,996 | 27,075 | 24,739 | 17,839 | CHILE | 20,569 | 21,732 | 13,084 | 13,645 |
| U KING | 1,357 | 2,084 | 1,156 | 1,469 | NETHLDS | 14,200 | 0 | 7,251 | 0 |
| NETHLDS | 1,390 | 1,943 | 857 | 1,555 | FR GERM | 7,872 | 21 | 3,444 | 39 |
| FR GERM | 2,558 | 1,000 | 1,662 | 710 | POLAND | 1,500 | 23,792 | 914 | 14,907 |
| SWITZLD | 5,583 | 0 | 3,335 | 0 | IRAN | 54,158 | 181,193 | 31,397 | 111,602 |
| IRAN | 37,242 | 40,793 | 26,065 | 28,428 | ISRAEL | 5,923 | 9,163 | 3,672 | 5,925 |
| PAKISTN | 10,431 | 0 | 6,934 | 0 | INDIA | 149,304 | 132,480 | 84,125 | 89,716 |
| JAPAN | 22,637 | 22,488 | 13,232 | 15,621 | PAKISTN | 95,814 | 163,319 | 56,050 | 108,031 |
| AUSTRAL | 1,142 | 0 | 645 | 0 | BNGLDSH | 11,484 | 40,762 | 6,295 | 26,151 |
| N ZEAL | 1,046 | 0 | 663 | 0 | SINGAPR | 2,050 | 2,423 | 1,259 | 1,532 |
| EGYPT | 191,749 | 135,098 | 110,462 | 82,246 | PHIL R | 500 | 5,869 | 268 | 4,121 |
| OTHERS | 959 | 1,057 | 586 | 873 | CHINA M | 105,996 | 58,818 | 54,415 | 35,894 |
| | | | | | AUSTRAL | 17,728 | 11,669 | 9,917 | 7,319 |
| 1761880 OIL-COTTONSEED,OTHER N/R | | | | MT | OPAC IS | 1,142 | 2,975 | 656 | 2,033 |
| TOTAL | 4,519 | 12,257 | 3,111 | 9,433 | MOROC | 3,147 | 3,699 | 1,493 | 2,023 |
| CANADA | 642 | 123 | 413 | 96 | TUNISIA | 1,849 | 6,197 | 850 | 3,857 |
| MEXICO | 214 | 0 | 132 | 0 | MAURIT | 4,179 | 2,099 | 1,981 | 1,293 |
| VENEZ | 101 | 136 | 63 | 341 | ZAMBIA | 5,127 | 4,793 | 3,313 | 3,864 |
| SURINAM | 0 | 387 | 0 | 352 | OTHERS | 10,354 | 6,414 | 5,058 | 4,105 |
| KOR REP | 880 | 443 | 629 | 177 | | | | | |
| HG KONG | 168 | 139 | 173 | 6,422 | 1765240 OIL-SOYBEAN,ONCE REFINED | | | | MT |
| JAPAN | 1,237 | 8,878 | 721 | 1,733 | TOTAL | 39,824 | 22,747 | 23,646 | 16,044 |
| N ZEAL | 1,205 | 2,017 | 901 | 1,733 | CANADA | 8,781 | 3,688 | 4,628 | 2,325 |
| OTHERS | 72 | 134 | 79 | 169 | JAMAICA | 484 | 486 | 286 | 336 |
| | | | | | HAITI | 12,279 | 16,169 | 7,562 | 11,414 |
| 1762520 OIL-LINSEED,CRUDE | | | | MT | COLOMB | 1,495 | 2 | 941 | 3 |
| TOTAL | 30,635 | 137 | 13,740 | 114 | ECUADOR | 428 | 183 | 408 | 165 |
| CANADA | 61 | 56 | 30 | 34 | INDIA | 12,475 | 0 | 7,767 | 0 |
| MEXICO | 9 | 7 | 2 | 5 | | | | | |

TABLE 11--U.S. AGRICULTURAL EXPORTS: QUANTITY AND VALUE, COMMODITY BY COUNTRY
FISCAL YEARS 1978 AND 1979--CONTINUED

| SCHED. B COUNTRY | QUANTITY | | VALUE | | SCHED. B COUNTRY | QUANTITY | | VALUE | |
|--------------------------------------|----------|--------|--------------------|--------------------|--|----------|--------|--------------------|--------------------|
| | 1978 | 1979 | 1978 1,000 DOL. | 1979 1,000 DOL. | | 1978 | 1979 | 1978 1,000 DOL. | 1979 1,000 DOL. |
| SINGAPR | 475 | 509 | | | INDIA | 65,203 | 23,199 | 39,843 | 19,402 |
| HONG KONG | 1,050 | 0 | 272 | | NEPAL | 70 | 460 | 51 | 400 |
| AUSTRAL | 1,306 | 11 | 242 | 377 | BANGLDHS | 16,654 | 4,888 | 11,985 | 3,902 |
| EGYPT | 0 | 1,000 | 737 | 800 | HONG KONG | 509 | 998 | 283 | 699 |
| OTHERS | 1,091 | 699 | 803 | 612 | AUSTRAL | 780 | 3,605 | 497 | 2,588 |
| 1765260 OIL-SOYBEAN, OTHER RELIEF MT | | | | | | | | | |
| TOTAL | 31,268 | 61,268 | 25,306 | 53,247 | TUNISIA | 2,259 | 3,379 | 1,376 | 2,344 |
| GUATMAL | 824 | 1,431 | 633 | 1,235 | EGYPT | 415 | 449 | 356 | 395 |
| SALVADR | 121 | 477 | 105 | 405 | GUINEA | 300 | 7,380 | 258 | 6,643 |
| HONOURA | 291 | 387 | 228 | 405 | O W AF | 2,811 | 1,864 | 1,959 | 1,499 |
| C RICA | 290 | 14 | 249 | 348 | SOMALIA | 57 | 927 | 41 | 831 |
| PANAMA | 102 | 147 | 85 | 11 | ETHIOP | 0 | 496 | 0 | 4,711 |
| JAMAICA | 104 | 42 | 92 | 123 | MOZAMBO | 80 | 519 | 58 | 485 |
| HAITI | 697 | 728 | 368 | 36 | OTHERS | 2,290 | 1,827 | 1,841 | 1,637 |
| DOM REP | 487 | 677 | 395 | 625 | 1765400 OIL-SUNFLOWER SEED MT | | | | |
| BARBADO | 0 | 180 | 0 | 161 | TOTAL | 26,071 | 41,379 | 16,259 | 26,035 |
| COLOMB | 320 | 0 | 232 | 0 | VENEZ | 3,906 | 17,132 | 2,778 | 10,787 |
| PERU | 592 | 3,058 | 509 | 2,493 | NETHLS | 1,424 | 0 | 940 | 0 |
| BOLIVIA | 800 | 726 | 699 | 633 | FRANCE | 399 | 0 | 254 | 0 |
| CHILE | 983 | 1,009 | 801 | 858 | POLAND | 0 | 4,490 | 0 | 3,401 |
| CYPRUS | 0 | 300 | 0 | 245 | TPAO | 0 | 2,000 | 0 | 1,000 |
| SYRIA | 225 | 250 | 177 | 223 | JAPAN | 46 | 4,827 | 28 | 3,294 |
| LEBANON | 89 | 750 | 70 | 587 | AUSTRAL | 16 | 511 | 25 | 416 |
| ISRAEL | 344 | 634 | 281 | 565 | N ZEAL | 1,379 | 1,637 | 813 | 1,303 |
| JORDAN | 39 | 298 | 34 | 275 | ALGERIA | 4,171 | 0 | 1,999 | 0 |
| INDIA | 14,472 | 25,602 | 11,626 | 22,668 | EGYPT | 14,714 | 10,537 | 9,320 | 5,624 |
| SRI LKA | 313 | 916 | 249 | 358 | OTHERS | 116 | 245 | 102 | 210 |
| LAOS | 0 | 250 | 0 | 225 | 1769120 OIL-OLIVE, RIPE, COLZA, MUST, SES MT | | | | |
| INDONESIA | 40 | 500 | 32 | 378 | TOTAL | 514 | 1,085 | 611 | 1,040 |
| HONG KONG | 0 | 318 | 0 | 286 | CANADA | 322 | 521 | 324 | 490 |
| MOROCCO | 2,492 | 2,284 | 2,129 | 2,035 | N ANTIL | 19 | 62 | 23 | 80 |
| ALGERIA | 510 | 155 | 379 | 136 | BRAZIL | 0 | 26 | 1 | 56 |
| TUNISIA | 478 | 597 | 326 | 489 | JAPAN | 57 | 286 | 32 | 155 |
| EGYPT | 1,811 | 5,506 | 1,385 | 4,700 | OTHERS | 116 | 190 | 231 | 258 |
| SUDAN | 248 | 177 | 193 | 158 | 1769140 OIL-CASTOR, PALM, PALM KERNEL MT | | | | |
| MAURITIUS | 40 | 236 | 35 | 203 | TOTAL | 6,583 | 3,413 | 3,665 | 2,709 |
| CAMBODJ | 237 | 838 | 207 | 713 | CANADA | 1,049 | 682 | 734 | 675 |
| SIERRA LEONE | 207 | 592 | 168 | 518 | HONDURA | 2,424 | 1,000 | 1,445 | 659 |
| IVORY COAST | 128 | 129 | 92 | 109 | VENEZ | 59 | 118 | 81 | 148 |
| GHANA | 650 | 1,666 | 534 | 1,446 | ECUADOR | 0 | 1,435 | 0 | 929 |
| TOGO | 145 | 785 | 111 | 681 | NETHLS | 998 | 0 | 474 | 0 |
| U GUYANA | 736 | 1,843 | 608 | 821 | BELGIUM | 762 | 4 | 364 | 5 |
| BENIN | 150 | 350 | 129 | 287 | NIGERIA | 499 | 0 | 253 | 0 |
| COLOMBIA | 205 | 297 | 169 | 260 | OTHERS | 392 | 174 | 314 | 293 |
| O W AF | 95 | 26 | 82 | 401 | 1769160 OIL-OTHER MT | | | | |
| ZAMBIA | 0 | 457 | 0 | 267 | TOTAL | 9,875 | 23,167 | 9,162 | 19,486 |
| BURUNDI | 172 | 518 | 142 | 325 | CANADA | 1,343 | 1,054 | 1,297 | 1,038 |
| RWANDA | 242 | 367 | 215 | 426 | MEXICO | 497 | 124 | 496 | 131 |
| SOMALIA | 100 | 330 | 86 | 364 | VENEZ | 121 | 114 | 226 | 187 |
| ETHIOP | 57 | 729 | 46 | 254 | U KING | 54 | 1,413 | 92 | 933 |
| KENYA | 178 | 491 | 144 | 334 | NETHLS | 4,273 | 15,703 | 3,507 | 11,944 |
| TANZANIA | 225 | 410 | 198 | 670 | BELGIUM | 19 | 540 | 37 | 456 |
| MOZAMBO | 55 | 302 | 44 | 268 | FRANCE | 145 | 137 | 211 | 243 |
| MALAGASY | 0 | 380 | 0 | 1,146 | IRAN | 208 | 8 | 274 | 11 |
| REP SAUDI | 135 | 782 | 112 | 605 | INDIA | 698 | 2 | 525 | 2 |
| BOTSWANA | 120 | 305 | 104 | 471 | JAPAN | 530 | 1,667 | 565 | 1,609 |
| LESOTHO | 410 | 1,309 | 336 | 433 | AUSTRAL | 633 | 554 | 645 | 565 |
| OTHERS | 309 | 717 | 267 | 6 | OTHERS | 1,394 | 1,851 | 1,287 | 2,347 |
| 1765280 OIL-SOYBEAN, OTHER N/R MT | | | | | | | | | |
| TOTAL | 115,758 | 88,159 | 75,027 | 71,825 | 1775000 LARD MT | | | | |
| CANADA | 6,519 | 6,805 | 3,763 | 4,337 | TOTAL | 38,611 | 43,782 | 23,190 | 28,394 |
| MEXICO | 1,552 | 9 | 891 | 6 | CANADA | 13,968 | 10,617 | 8,580 | 6,600 |
| SALVADR | 203 | 302 | 169 | 260 | MEXICO | 19,081 | 26,260 | 11,016 | 16,464 |
| NICARAGUA | 0 | 522 | 0 | 471 | BELTZ | 999 | 1,473 | 799 | 1,499 |
| BAHAMAS | 18 | 307 | 16 | 367 | BAHAMAS | 455 | 603 | 462 | 576 |
| JAMAICA | 1,208 | 3,285 | 822 | 2,354 | HAITI | 467 | 895 | 335 | 534 |
| TRINIDAD | 1,412 | 1,698 | 962 | 1,281 | N ANTIL | 177 | 335 | 145 | 316 |
| COLOMBIA | 7,619 | 10,006 | 958 | 8,375 | BOLIVIA | 0 | 359 | 0 | 367 |
| VENEZUELA | 346 | 107 | 367 | 112 | OTHERS | 2,560 | 2,195 | 1,285 | 1,239 |
| GUYANA | 300 | 3,490 | 211 | 112 | OTHERS | 704 | 1,045 | 568 | 809 |
| ECUADOR | 152 | 366 | 170 | 344 | 1775200 OLEO OIL-OLEO STEARIN, TINED MT | | | | |
| PERU | 427 | 667 | 330 | 600 | TOTAL | 5,527 | 4,285 | 2,689 | 2,433 |
| FRANCE | 4,999 | 3,569 | 3,438 | 408 | CANADA | 507 | 647 | 286 | 428 |
| SYRIA | 0 | 720 | 0 | 1,002 | SALVADR | 0 | 1,360 | 0 | 777 |
| LEBANON | 631 | 3 | 454 | 2 | | | | | |
| SARAWAK | 373 | 337 | 430 | 0 | | | | | |
| AFGHAN | 0 | 1,104 | 0 | 0 | | | | | |

TABLE 22-U.S. AGRICULTURAL EXPORTS: QUANTITY AND VALUE, COMMODITY BY COUNTRY
FISCAL YEARS 1978 AND 1979--CONTINUED

| SCHEID COUNTRY | QUANTITY | | VALUE | | SCHEID COUNTRY | QUANTITY | | VALUE | |
|-------------------------|----------|-----------|------------|------------|---------------------------------------|----------|--------|------------|------------|
| | 1978 | 1979 | 1,000 DOL. | 1,000 DOL. | | 1978 | 1979 | 1,000 DOL. | 1,000 DOL. |
| HAITI | 872 | 10 | 356 | 11 | 1777360 CHOICE WHITE GREASE | | | | MT |
| EGYPT | 3,728 | 1,687 | 1,777 | 1,117 | TOTAL | 63,473 | 26,308 | 26,681 | 13,366 |
| OTHERS | 420 | 581 | 270 | 500 | COLOMB | 20,568 | 5,957 | 8,630 | 3,031 |
| | | | | | ECUADOR | 22,564 | 18,917 | 9,898 | 9,621 |
| | | | | | PERU | 789 | 0 | 404 | 0 |
| 1775620 TALLOW,EDIBLE | | | | | U KING | 3,416 | 1,067 | 1,333 | 513 |
| TOTAL | 8,315 | 22,708 | 3,747 | 13,514 | NETHLD | 7,454 | 19 | 2,840 | 16 |
| MEXICO | 71 | 687 | 33 | 435 | BELGIUM | 4,346 | 0 | 1,608 | 0 |
| GUATMAL | 920 | 0 | 456 | 0 | TAIWAN | 2,099 | 300 | 1,000 | 149 |
| SALVADR | 0 | 800 | 0 | 520 | OTHERS | 2,237 | 48 | 968 | 36 |
| JAMAICA | 27 | 763 | 12 | 443 | | | | | |
| TRINID | 234 | 256 | 101 | 132 | 1777380 OTHER ANIMAL OILS,FATS,GREASE | | | | MT |
| U KING | 0 | 5,248 | 0 | 3,172 | TOTAL | 7,500 | 15,280 | 4,273 | 9,148 |
| KOR REP | 900 | 1,298 | 414 | 717 | CANADA | 727 | 947 | 577 | 654 |
| JAPAN | 5,813 | 6,513 | 2,605 | 3,704 | MEXICO | 224 | 2,192 | 145 | 2,053 |
| EGYPT | 0 | 7,001 | 0 | 4,235 | SALVADR | 251 | 320 | 167 | 166 |
| OTHERS | 350 | 142 | 126 | 156 | HONDURA | 50 | 397 | 148 | 161 |
| | | | | | JAMAICA | 186 | 125 | 101 | 82 |
| 1775640 TALLOW,INEDIBLE | | | | | DOM REP | 343 | 0 | 156 | 0 |
| TOTAL | 851,759 | 1,182,953 | 366,920 | 622,140 | COLOMB | 1,701 | 3,263 | 574 | 1,507 |
| MEXICO | 38,711 | 44,650 | 16,608 | 25,593 | VENEZ | 152 | 185 | 176 | 219 |
| GUATMAL | 4,745 | 7,795 | 2,025 | 4,445 | U KING | 327 | 311 | 193 | 228 |
| SALVADR | 12,384 | 22,433 | 5,511 | 12,487 | NETHLD | 139 | 1,200 | 95 | 571 |
| HONDURA | 6,761 | 7,500 | 2,821 | 4,309 | BELGIUM | 98 | 4 | 148 | 12 |
| NICARAG | 3,911 | 3,556 | 1,770 | 1,885 | FR GERM | 1,834 | 944 | 844 | 437 |
| JAMAICA | 9,556 | 9,511 | 3,783 | 4,724 | SPAIN | 20 | 3,007 | 15 | 1,413 |
| HAITI | 6,962 | 9,877 | 3,152 | 5,372 | ITALY | 6 | 509 | 14 | 195 |
| DOM REP | 9,818 | 16,432 | 4,765 | 9,535 | JAPAN | 878 | 134 | 435 | 138 |
| COLOMB | 24,514 | 44,618 | 10,197 | 22,443 | MOZAMBQ | 0 | 754 | 0 | 317 |
| VENEZ | 21,662 | 14,302 | 9,567 | 7,455 | MALAGAS | 20 | 137 | 23 | 201 |
| ECUADOR | 1,569 | 7,970 | 631 | 4,042 | OTHERS | 544 | 860 | 522 | 794 |
| PERU | 2,891 | 3,134 | 1,365 | 1,926 | | | | | |
| CHILE | 4,346 | 4,728 | 2,154 | 2,698 | 1781120 OILS-VEGETABLE SALAD,COOK,REL | | | | MT |
| U KING | 38,820 | 58,342 | 16,523 | 29,713 | TOTAL | 1,488 | 1,277 | 1,444 | 888 |
| NETHLD | 71,514 | 79,365 | 30,405 | 40,256 | HAITI | 0 | 72 | 0 | 66 |
| BELGIUM | 17,387 | 15,070 | 6,934 | 7,358 | PERU | 16 | 259 | 5 | 230 |
| FRANCE | 8,952 | 21,154 | 4,086 | 11,352 | CHILE | 0 | 362 | 0 | 110 |
| FR GERM | 54,188 | 58,148 | 21,565 | 28,310 | ISRAEL | 21 | 60 | 17 | 53 |
| POLAND | 7,721 | 8,046 | 3,315 | 4,560 | INDIA | 1,206 | 480 | 1,084 | 407 |
| U.S.S.R | 43,706 | 84,923 | 18,744 | 47,944 | HONG KONG | 215 | 0 | 296 | 0 |
| SPAIN | 21,989 | 39,941 | 9,427 | 19,641 | OTHERS | 30 | 44 | 42 | 22 |
| PORTUGL | 5,109 | 9,362 | 2,254 | 5,121 | | | | | |
| ITALY | 6,355 | 578 | 2,592 | 319 | 1781140 OILS-VEGETABLE SALAD,COOK,N/R | | | | MT |
| TURKEY | 3,983 | 11 | 1,696 | 13 | TOTAL | 9,389 | 8,322 | 6,623 | 6,461 |
| LEBANON | 5,922 | 6,209 | 2,635 | 3,366 | CANADA | 483 | 330 | 370 | 271 |
| IRAN | 8,664 | 0 | 3,620 | 0 | JAMAICA | 18 | 415 | 18 | 317 |
| INDIA | 14,363 | 9,142 | 6,622 | 4,805 | TRINID | 300 | 1,299 | 219 | 1,196 |
| PAKISTN | 36,152 | 50,916 | 16,058 | 25,663 | GUYANA | 602 | 0 | 481 | 0 |
| BNGLOSH | 823 | 9,467 | 355 | 4,709 | ECUADOR | 0 | 182 | 0 | 150 |
| PHIL R | 1,978 | 4,962 | 1,910 | 2,977 | CHILE | 0 | 200 | 0 | 179 |
| CHINA M | 24,868 | 1,000 | 11,657 | 602 | FR GERM | 0 | 62 | 0 | 156 |
| KOR REP | 46,965 | 115,727 | 20,077 | 61,806 | INDIA | 4,832 | 0 | 3,265 | 0 |
| TAIWAN | 14,443 | 25,743 | 7,968 | 12,366 | SINGAPR | 2 | 499 | 3 | 332 |
| JAPAN | 62,612 | 83,998 | 27,392 | 44,342 | HONG KONG | 0 | 285 | 0 | 217 |
| MOROCC | 5,637 | 8,071 | 2,328 | 4,281 | AUSTRAL | 684 | 1,937 | 490 | 1,392 |
| ALGERIA | 26,220 | 43,182 | 11,124 | 21,360 | N ZEAL | 2,152 | 2,905 | 1,434 | 2,030 |
| EGYPT | 93,811 | 133,240 | 39,721 | 68,292 | OTHERS | 316 | 208 | 343 | 221 |
| CAMROON | 3,192 | 1,598 | 1,263 | 931 | | | | | |
| GHANA | 1,328 | 5,947 | 623 | 3,345 | 1783520 OILS-SOYBEAN,HYDROGENATED | | | | MT |
| NIGERIA | 22,589 | 32,917 | 9,700 | 18,619 | TOTAL | 13,916 | 9,762 | 9,031 | 7,162 |
| ANGOLA | 499 | 4,810 | 239 | 3,249 | CANADA | 8,528 | 5,612 | 5,145 | 3,712 |
| MALAGAS | 3,971 | 3,979 | 1,759 | 2,209 | MEXICO | 171 | 535 | 114 | 411 |
| REP SAF | 11,083 | 33,644 | 5,226 | 18,330 | HONDURA | 1 | 218 | 1 | 204 |
| OTHERS | 18,624 | 30,592 | 8,455 | 16,084 | JAMAICA | 167 | 411 | 139 | 278 |
| | | | | | GUYANA | 600 | 0 | 500 | 0 |
| 1775900 WOOL GREASE | | | | | ECUADOR | 250 | 215 | 200 | 191 |
| TOTAL | 468 | 986 | 964 | 1,768 | CHILE | 274 | 20 | 217 | 17 |
| CANADA | 146 | 318 | 122 | 322 | INDIA | 1,368 | 0 | 839 | 0 |
| MEXICO | 12 | 25 | 32 | 122 | SINGAPR | 1 | 518 | 1 | 374 |
| U KING | 32 | 41 | 82 | 108 | HONG KONG | 752 | 165 | 411 | 58 |
| FRANCE | 15 | 6 | 62 | 13 | AUSTRAL | 297 | 919 | 208 | 718 |
| FR GERM | 42 | 73 | 143 | 184 | N ZEAL | 203 | 354 | 127 | 320 |
| SPAIN | 11 | 58 | 37 | 105 | GHANA | 240 | 204 | 162 | 201 |
| ITALY | 42 | 87 | 40 | 99 | OTHERS | 1,064 | 581 | 967 | 678 |
| THAILND | 0 | 59 | 1 | 96 | | | | | |
| KOR REP | 24 | 47 | 98 | 201 | 1783540 OILS-COTTONSEED,HYDROGENATED | | | | MT |
| TAIWAN | 26 | 26 | 63 | 66 | TOTAL | 2,613 | 1,444 | 1,768 | 1,378 |
| JAPAN | 38 | 116 | 86 | 193 | CANADA | 1,526 | 759 | 850 | 439 |
| OTHERS | 82 | 130 | 198 | 259 | HONDURA | 91 | 5 | 89 | 2 |

TABLE II --U.S. AGRICULTURAL EXPORTS: QUANTITY AND VALUE, COMMODITY BY COUNTRY
FISCAL YEARS 1978 AND 1979--CONTINUED

| SCHED. B COUNTRY | QUANTITY | | VALUE | | SCHED. B COUNTRY | QUANTITY | | VALUE | |
|---|----------|-------|--------------------|--------------------|--|----------|--------|--------------------|--------------------|
| | 1978 | 1979 | 1978 1,000 DOL. | 1979 1,000 DOL. | | 1978 | 1979 | 1978 1,000 DOL. | 1979 1,000 DOL. |
| TRINID | 115 | 66 | 145 | 66 | T PAC I | 26 | 74 | 43 | 187 |
| FRANCE | 181 | 47 | 144 | 57 | OTHERS | 185 | 252 | 347 | 419 |
| KOR REP | 21 | 150 | 20 | 201 | 1822020 BISCUITS, CAKE, WAFERS, ETC | FRZ | MT | | |
| JAPAN | 240 | 248 | 151 | 217 | TOTAL | 4,856 | 7,258 | 4,346 | 7,073 |
| N ZEAL | 287 | 186 | 209 | 177 | CANADA | 3,647 | 5,300 | 2,647 | 4,023 |
| OTHERS | 152 | 183 | 160 | 219 | BERMUDA | 85 | 112 | 137 | 159 |
| 1783560 OTHER OILS, HYDROGENATED | | | MT | | BAHAMAS | 168 | 267 | 253 | 440 |
| TOTAL | 5,057 | 9,098 | 5,638 | 10,402 | VENEZ | 84 | 55 | 120 | 77 |
| CANADA | 2,638 | 4,952 | 2,544 | 4,300 | U KING | 46 | 175 | 56 | 160 |
| MEXICO | 122 | 647 | 126 | 680 | S ARAB | 136 | 128 | 272 | 207 |
| N ANTIL | 174 | 65 | 178 | 75 | HG KONG | 156 | 266 | 127 | 164 |
| COLOMB | 23 | 101 | 36 | 219 | JAPAN | 107 | 319 | 170 | 801 |
| CHILE | 266 | 360 | 411 | 596 | OTHERS | 427 | 686 | 564 | 1,042 |
| U KING | 340 | 739 | 405 | 1,044 | 1822040 BISCUITS, CAKE, WAFERS, OTHER | | MT | | |
| S ARAB | 241 | 293 | 246 | 484 | TOTAL | 12,593 | 17,069 | 15,223 | 21,697 |
| KOR REP | 5 | 152 | 7 | 212 | CANADA | 8,821 | 11,472 | 9,186 | 11,832 |
| JAPAN | 103 | 225 | 184 | 444 | PANAMA | 88 | 239 | 173 | 473 |
| AUSTRAL | 209 | 274 | 269 | 465 | BERMUDA | 196 | 312 | 274 | 535 |
| OTHERS | 936 | 1,292 | 1,232 | 1,882 | BAHAMAS | 743 | 655 | 899 | 968 |
| 1786000 OILS, MIXTURES, SALAD, COOKING | | | MT | | N ANTIL | 186 | 429 | 296 | 677 |
| TOTAL | 1,789 | 2,510 | 2,045 | 2,976 | F W IND | 127 | 219 | 157 | 339 |
| CANADA | 661 | 847 | 620 | 807 | U KING | 28 | 243 | 57 | 331 |
| C RICA | 0 | 248 | 0 | 308 | IRAN | 156 | 29 | 241 | 80 |
| BAHAMAS | 250 | 256 | 312 | 254 | S ARAB | 831 | 449 | 1,197 | 654 |
| HG KONG | 131 | 58 | 149 | 85 | KOR REP | 290 | 856 | 799 | 1,778 |
| T PAC I | 116 | 158 | 117 | 172 | JAPAN | 185 | 484 | 356 | 1,180 |
| OTHERS | 631 | 943 | 647 | 1,350 | OTHERS | 942 | 1,672 | 1,588 | 2,850 |
| 1787020 WHOLLY OF VEG OILS, BAK, FRYING | | | MT | | 1822500 BREAD MADE OF YEAST | | MT | | |
| TOTAL | 5,290 | 5,341 | 5,253 | 6,692 | TOTAL | 1,468 | 1,746 | 1,226 | 2,388 |
| CANADA | 2,383 | 884 | 2,058 | 820 | CANADA | 906 | 510 | 801 | 1,421 |
| MEXICO | 831 | 1,004 | 604 | 859 | MEXICO | 279 | 765 | 163 | 532 |
| BERMUDA | 178 | 284 | 205 | 350 | BAHAMAS | 179 | 354 | 130 | 265 |
| BAHAMAS | 269 | 435 | 260 | 479 | OTHERS | 104 | 117 | 132 | 170 |
| DOM REP | 73 | 152 | 100 | 219 | 1823120 OATMEAL, OATS, ROLLED, FLAKED, K | | MT | | |
| N ANTIL | 138 | 205 | 159 | 267 | TOTAL | 2,204 | 3,997 | 1,197 | 2,049 |
| SURINAM | 93 | 146 | 129 | 228 | CANADA | 415 | 525 | 159 | 206 |
| FR GERM | 27 | 110 | 35 | 177 | MEXICO | 113 | 272 | 79 | 131 |
| ITALY | 85 | 127 | 109 | 162 | GUATMAL | 507 | 146 | 157 | 33 |
| S ARAB | 284 | 309 | 326 | 763 | PANAMA | 223 | 124 | 107 | 74 |
| AUSTRAL | 88 | 76 | 147 | 123 | PERU | 159 | 1,020 | 91 | 341 |
| T PAC I | 68 | 201 | 62 | 198 | CHILE | 37 | 320 | 16 | 104 |
| REP SAF | 99 | 110 | 163 | 174 | S ARAB | 46 | 58 | 61 | 72 |
| OTHERS | 674 | 1,298 | 896 | 1,873 | HOROC | 0 | 383 | 0 | 438 |
| 1787040 OTHER, BAKING OR FRYING FATS | | | MT | | RWANDA | 0 | 368 | 0 | 131 |
| TOTAL | 6,408 | 6,813 | 6,689 | 8,218 | OTHERS | 704 | 781 | 527 | 519 |
| CANADA | 3,883 | 2,428 | 3,116 | 2,194 | 1823140 OTHER CEREALS RDY FOR COOK | | MT | | |
| MEXICO | 922 | 1,601 | 1,002 | 1,817 | TOTAL | 1,670 | 1,905 | 1,370 | 1,755 |
| BAHAMAS | 206 | 542 | 215 | 511 | CANADA | 943 | 450 | 576 | 224 |
| ECUADOR | 68 | 36 | 188 | 56 | MEXICO | 55 | 85 | 40 | 94 |
| BRAZIL | 65 | 16 | 144 | 467 | BERMUDA | 27 | 59 | 40 | 93 |
| NETHLOS | 114 | 236 | 245 | 311 | DOM REP | 30 | 213 | 39 | 260 |
| FR GERM | 120 | 190 | 179 | 206 | TRINID | 45 | 11 | 72 | 17 |
| S ARAB | 77 | 170 | 80 | 206 | VENEZ | 0 | 78 | 0 | 102 |
| KOR REP | 108 | 150 | 169 | 264 | KOR REP | 66 | 109 | 94 | 77 |
| JAPAN | 161 | 328 | 307 | 719 | LTBERTIA | 52 | 183 | 50 | 243 |
| OTHERS | 684 | 1,116 | 1,044 | 1,637 | OTHERS | 452 | 717 | 459 | 645 |
| 1789000 OTHER MIXTURES | | | MT | | 1823160 CEREALS, OTHER READY TO FAT | | MT | | |
| TOTAL | 1,609 | 4,037 | 1,488 | 2,538 | TOTAL | 7,493 | 9,047 | 9,664 | 11,272 |
| CANADA | 810 | 702 | 619 | 644 | CANADA | 2,047 | 3,806 | 1,899 | 3,155 |
| DOM REP | 90 | 325 | 87 | 165 | MEXICO | 383 | 440 | 326 | 544 |
| NETHLOS | 351 | 2,352 | 103 | 28 | BERMUDA | 267 | 175 | 420 | 413 |
| NIGERIA | 31 | 10 | 191 | 28 | BAHAMAS | 499 | 506 | 686 | 716 |
| OTHERS | 327 | 648 | 488 | 929 | DOM REP | 478 | 348 | 748 | 606 |
| 1821200 BALLS, HASH, PASTES, PUD, ETC | | | MT | | BARBADO | 275 | 191 | 321 | 385 |
| TOTAL | 589 | 662 | 1,303 | 1,525 | TRINID | 446 | 429 | 756 | 736 |
| CANADA | 77 | 179 | 214 | 507 | N ANTIL | 135 | 240 | 197 | 458 |
| BERMUDA | 52 | 22 | 81 | 34 | ICELAND | 309 | 433 | 453 | 726 |
| N ANTIL | 58 | 23 | 68 | 40 | U KING | 559 | 693 | 357 | 463 |
| SWEDEN | 13 | 9 | 93 | 59 | S ARAB | 626 | 432 | 1,018 | 684 |
| FRANCE | 34 | 7 | 78 | 28 | OTHERS | 1,549 | 1,354 | 2,483 | 2,386 |
| S ARAB | 60 | 46 | 187 | 79 | | | | | |
| KOR REP | 69 | 2 | 151 | 7 | | | | | |
| JAPAN | 15 | 48 | 41 | 165 | | | | | |

TABLE 11 -- U.S. AGRICULTURAL EXPORTS: QUANTITY AND VALUE, COMMODITY BY COUNTRY
FISCAL YEARS 1978 AND 1979--CONTINUED

| SCHED.# COUNTRY | QUANTITY | | VALUE | | SCHED.# COUNTRY | QUANTITY | | VALUE | |
|---|----------|-------|------------|------------|--|----------|--------|------------|------------|
| | 1978 | 1979 | 1978 | 1979 | | 1978 | 1979 | 1978 | 1979 |
| | | | 1,000 DOL. | 1,000 DOL. | | | | 1,000 DOL. | 1,000 DOL. |
| 1823800 MACARONI, NOODLES, VERMICEL, ETC MT | | | | | 1825140 OTHER SOUPS MT | | | | |
| TOTAL | 1,827 | 3,143 | 1,535 | 2,525 | TOTAL | 11,770 | 16,060 | 10,289 | 13,956 |
| CANADA | 596 | 1,357 | 380 | 737 | CANADA | 659 | 816 | 655 | 793 |
| PANAMA | 96 | 77 | 99 | 89 | MEXICO | 1,071 | 1,703 | 676 | 1,316 |
| BAHAMAS | 212 | 268 | 209 | 274 | PANAMA | 149 | 443 | 135 | 386 |
| N ANTIL | 55 | 166 | 57 | 140 | BAHAMAS | 497 | 566 | 299 | 389 |
| S ARAB | 204 | 264 | 148 | 176 | DOM REP | 989 | 625 | 913 | 563 |
| KOR REP | 108 | 19 | 125 | 14 | N ANTIL | 362 | 231 | 247 | 171 |
| HG KONG | 0 | 277 | 1 | 457 | VENEZ | 150 | 449 | 112 | 428 |
| JAPAN | 109 | 97 | 105 | 109 | GREECE | 1,409 | 390 | 1,368 | 399 |
| OTHERS | 447 | 618 | 411 | 529 | S ARAB | 73 | 259 | 87 | 362 |
| 1824420 CATSUP AND CHILI SAUCE MT | | | | | 1825600 VINEGAR MLT | | | | |
| TOTAL | 7,935 | 8,071 | 6,498 | 6,652 | TOTAL | 4,871 | 4,393 | 2,029 | 2,094 |
| CANADA | 1,098 | 333 | 765 | 201 | CANADA | 918 | 1,127 | 260 | 337 |
| MEXICO | 247 | 73 | 169 | 44 | PANAMA | 262 | 208 | 124 | 94 |
| BERMUDA | 159 | 177 | 132 | 137 | VENEZ | 988 | 59 | 334 | 23 |
| BAHAMAS | 331 | 330 | 256 | 263 | SWEDEN | 303 | 183 | 196 | 287 |
| N ANTIL | 306 | 727 | 248 | 628 | FR GERM | 9 | 69 | 13 | 109 |
| SWEDEN | 246 | 462 | 301 | 569 | S ARAB | 803 | 838 | 377 | 378 |
| S ARAB | 870 | 794 | 1,013 | 775 | JAPAN | 311 | 291 | 154 | 155 |
| SINGAPR | 688 | 762 | 481 | 569 | OTHERS | 1,277 | 1,618 | 571 | 711 |
| INDNSIA | 187 | 120 | 138 | 104 | 1829420 POTATO CHIPS AND STICKS MT | | | | |
| HG KONG | 1,536 | 1,563 | 1,023 | 1,010 | TOTAL | 4,826 | 6,692 | 9,473 | 14,304 |
| JAPAN | 879 | 1,083 | 720 | 988 | CANADA | 1,872 | 2,030 | 1,783 | 1,893 |
| FR P IS | 161 | 138 | 132 | 124 | BAHAMAS | 267 | 349 | 493 | 688 |
| OTHERS | 1,227 | 1,589 | 1,120 | 1,320 | N ANTIL | 94 | 133 | 213 | 291 |
| 1824430 MAYONNAISE MT | | | | | 1829440 OTHER CORN CHIPS & SIMILAR MT | | | | |
| TOTAL | 2,088 | 9,437 | 7,350 | 9,142 | TOTAL | 3,207 | 4,446 | 5,161 | 9,069 |
| MEXICO | 2,692 | 3,258 | 2,214 | 3,042 | CANADA | 2,112 | 2,386 | 2,931 | 4,304 |
| BERMUDA | 312 | 274 | 300 | 272 | PANAMA | 52 | 69 | 92 | 209 |
| BAHAMAS | 681 | 546 | 615 | 586 | BERMUDA | 54 | 101 | 135 | 280 |
| DOM REP | 439 | 616 | 489 | 534 | BAHAMAS | 86 | 50 | 141 | 91 |
| N ANTIL | 264 | 310 | 258 | 327 | TRINDO | 19 | 122 | 40 | 305 |
| U KING | 150 | 132 | 159 | 167 | N ANTIL | 67 | 99 | 154 | 236 |
| LEBANON | 27 | 208 | 25 | 257 | VENEZ | 30 | 110 | 70 | 292 |
| S ARAB | 450 | 523 | 407 | 474 | IRAN | 47 | 46 | 125 | 55 |
| SINGAPR | 147 | 256 | 116 | 204 | KUWAIT | 22 | 138 | 22 | 340 |
| KOR REP | 155 | 149 | 154 | 165 | S ARAB | 146 | 190 | 251 | 461 |
| HG KONG | 240 | 358 | 195 | 250 | SINGAPR | 49 | 150 | 131 | 343 |
| JAPAN | 665 | 867 | 618 | 783 | HG KONG | 40 | 78 | 116 | 183 |
| FR P IS | 223 | 223 | 243 | 242 | OTHERS | 483 | 907 | 953 | 1,966 |
| CNRY I | 95 | 192 | 98 | 216 | 1829705 PANCAKE FLOUR AND OTHER MIXES MT | | | | |
| LIBERIA | 180 | 285 | 156 | 285 | TOTAL | 6,009 | 8,737 | 5,085 | 8,225 |
| OTHERS | 1,358 | 1,340 | 1,293 | 1,358 | CANADA | 1,903 | 2,296 | 1,693 | 2,422 |
| 1824440 OTHER SALAD DRESSINGS MT | | | | | 1829710 BEVERAGE BASES MT | | | | |
| TOTAL | 4,342 | 4,547 | 3,883 | 4,917 | TOTAL | 8,437 | 11,504 | 60,054 | 76,189 |
| CANADA | 817 | 419 | 722 | 381 | CANADA | 559 | 685 | 931 | 1,441 |
| BERMUDA | 176 | 164 | 195 | 190 | MEXICO | 78 | 215 | 548 | 541 |
| S ARAB | 247 | 179 | 258 | 215 | GUATMAL | 142 | 113 | 2,280 | 3,453 |
| HG KONG | 497 | 407 | 399 | 349 | SALVAOR | 23 | 47 | 176 | 458 |
| JAPAN | 1,362 | 2,131 | 1,057 | 2,491 | 1825120 SOUPS, DRIED, DEHYDRATED MT | | | | |
| OTHERS | 1,243 | 1,247 | 1,252 | 1,291 | TOTAL | 996 | 1,421 | 2,277 | 3,988 |
| 1824450 OTHER SAUCES MT | | | | | 1825140 OTHER SOUPS MT | | | | |
| TOTAL | 5,265 | 7,562 | 8,894 | 11,372 | TOTAL | 11,770 | 16,060 | 10,289 | 13,956 |
| CANADA | 1,538 | 1,328 | 1,820 | 1,474 | CANADA | 659 | 816 | 655 | 793 |
| U KING | 90 | 125 | 320 | 763 | MEXICO | 1,071 | 1,703 | 676 | 1,316 |
| FRANCE | 44 | 152 | 92 | 283 | PANAMA | 149 | 443 | 135 | 386 |
| FR GERM | 111 | 188 | 371 | 581 | BAHAMAS | 497 | 566 | 299 | 389 |
| KUWAIT | 298 | 628 | 409 | 815 | DOM REP | 989 | 625 | 913 | 563 |
| S ARAB | 1,385 | 2,664 | 1,955 | 3,060 | N ANTIL | 362 | 231 | 247 | 171 |
| QATAR | 213 | 173 | 262 | 170 | VENEZ | 150 | 449 | 112 | 428 |
| ARAB EM | 102 | 320 | 167 | 470 | IRAN | 158 | 25 | 210 | 23 |
| BAHRAIN | 172 | 79 | 204 | 165 | S ARAB | 610 | 1,918 | 643 | 2,002 |
| JAPAN | 224 | 207 | 1,189 | 561 | SINGAPR | 40 | 91 | 141 | 99 |
| OTHERS | 1,088 | 1,698 | 2,097 | 3,030 | JAPAN | 492 | 520 | 266 | 359 |
| 1825120 SOUPS, DRIED, DEHYDRATED MT | | | | | 1825140 OTHER SOUPS MT | | | | |
| TOTAL | 996 | 1,421 | 2,277 | 3,988 | TOTAL | 11,770 | 16,060 | 10,289 | 13,956 |
| CANADA | 156 | 328 | 467 | 1,369 | CANADA | 659 | 816 | 655 | 793 |
| PANAMA | 160 | 185 | 533 | 735 | MEXICO | 1,071 | 1,703 | 676 | 1,316 |
| BERMUDA | 109 | 5 | 137 | 22 | PANAMA | 149 | 443 | 135 | 386 |
| DOM REP | 150 | 72 | 228 | 189 | BAHAMAS | 497 | 566 | 299 | 389 |
| N ANTIL | 104 | 123 | 365 | 394 | DOM REP | 989 | 625 | 913 | 563 |
| JAPAN | 57 | 357 | 128 | 697 | N ANTIL | 362 | 231 | 247 | 171 |
| OTHERS | 250 | 351 | 419 | 578 | VENEZ | 150 | 449 | 112 | 428 |

TABLE 12 --U.S. AGRICULTURAL EXPORTS: QUANTITY AND VALUE, COMMODITY BY COUNTRY
FISCAL YEARS 1978 AND 1979--CONTINUED

| SCHED.B COUNTRY | QUANTITY | | VALUE | | SCHED.B COUNTRY | QUANTITY | | VALUE | |
|--------------------------------------|----------|---------|--------------------|--------------------|---------------------------------------|----------|--------|--------------------|--------------------|
| | 1978 | 1979 | 1978 1,000 DOL. | 1979 1,000 DOL. | | 1978 | 1979 | 1978 1,000 DOL. | 1979 1,000 DOL. |
| HONDURA | 29 | 37 | 515 | 943 | PHIL R | 0 | 2,404 | 0 | 881 |
| NICARAG | 32 | 29 | 303 | 204 | ANGOLA | 996 | 624 | 461 | 194 |
| PANAMA | 74 | 111 | 363 | 726 | ETHIOP | 0 | 4,917 | 0 | 1,737 |
| BERMUOA | 84 | 2 | 210 | 14 | REP SAF | 1,043 | 0 | 320 | 0 |
| BAHAMAS | 99 | 238 | 273 | 463 | BOTSWAN | 1,167 | 0 | 453 | 0 |
| DOM REP | 26 | 42 | 299 | 460 | OTHERS | 2,041 | 1,551 | 631 | 590 |
| TRINID | 51 | 84 | 430 | 565 | | | | | |
| N ANTIL | 150 | 229 | 367 | 551 | 1829725 WHEAT-FLOUR-SOYA BLENDS REL | | | | |
| COLUMS | 52 | 121 | 439 | 971 | TOTAL | 45,156 | 54,063 | 12,616 | 16,729 |
| VENEZ | 563 | 798 | 19,993 | 30,464 | SALVADR | 1,586 | 1,448 | 330 | 392 |
| ECUADOR | 195 | 241 | 981 | 1,364 | HONDURA | 2,257 | 1,518 | 619 | 474 |
| CHILE | 50 | 172 | 537 | 1,804 | HAITI | 2,123 | 1,484 | 612 | 458 |
| PARAGUA | 56 | 54 | 409 | 393 | DOM RFP | 2,956 | 5,386 | 832 | 1,657 |
| U KING | 40 | 116 | 128 | 414 | PERU | 400 | 1,166 | 99 | 339 |
| NETHLDS | 188 | 20 | 1,142 | 84 | BOLIVIA | 805 | 2,100 | 255 | 643 |
| FR GERM | 53 | 807 | 209 | 1,126 | CHILF | 3,449 | 3,047 | 925 | 913 |
| YUGOSLV | 88 | 58 | 219 | 140 | ISRAEL | 1,838 | 1,609 | 510 | 497 |
| GREECE | 4 | 48 | 7 | 623 | INDIA | 2,511 | 8,280 | 817 | 2,843 |
| CYPRUS | 10 | 12 | 130 | 231 | MOROCC | 3,590 | 2,862 | 1,047 | 878 |
| LEBANON | 91 | 289 | 697 | 1,139 | EGYPT | 15,155 | 16,310 | 4,187 | 5,131 |
| IRAN | 150 | 144 | 1,768 | 1,405 | SENEGAL | 1,361 | 0 | 354 | 0 |
| JORDAN | 255 | 397 | 661 | 707 | MALI | 0 | 1,095 | 0 | 342 |
| KUWAIT | 179 | 648 | 709 | 1,604 | GHANA | 2,925 | 4,108 | 828 | 1,323 |
| S ARAB | 1,905 | 1,903 | 6,119 | 2,717 | Togo | 587 | 1,782 | 163 | 581 |
| QATAR | 61 | 122 | 474 | 201 | RWANDA | 1,270 | 44 | 345 | 13 |
| ARAB EM | 497 | 705 | 1,303 | 1,337 | OTHERS | 2,343 | 1,824 | 693 | 545 |
| OMAN | 78 | 209 | 466 | 617 | | | | | |
| PAKISTN | 41 | 114 | 150 | 542 | 1829730 WHEAT-FLOUR-SOYA BLENDS N/REL | | | | |
| THAILND | 293 | 480 | 2,773 | 4,790 | TOTAL | 3,699 | 2,179 | 1,202 | 1,031 |
| MALAYSA | 38 | 59 | 446 | 654 | CANADA | 256 | 296 | 64 | 124 |
| SINGAPR | 93 | 141 | 944 | 994 | ECUADOR | 1,235 | 360 | 359 | 113 |
| INDNSIA | 69 | 67 | 359 | 367 | NETHLDS | 87 | 403 | 8 | 127 |
| PHIL R | 36 | 115 | 1,895 | 1,002 | BELGIUM | 0 | 28 | 0 | 61 |
| KOR REP | 73 | 47 | 461 | 395 | SWITZLD | 171 | 0 | 91 | 0 |
| HG KONG | 175 | 49 | 977 | 382 | S ARAB | 0 | 118 | 0 | 213 |
| TAIWAN | 45 | 79 | 276 | 635 | NEPAL | 1,464 | 59 | 414 | 19 |
| JAPAN | 60 | 87 | 178 | 292 | SD ASIA | 150 | 318 | 42 | 95 |
| AUSTRAL | 106 | 118 | 287 | 441 | OTHERS | 336 | 597 | 224 | 279 |
| MOROCC | 3 | 32 | 60 | 578 | | | | | |
| LIBYA | 204 | 335 | 385 | 693 | 1829735 CREAM SUBSTITUTES & MILK SUB | | | | |
| EGYPT | 126 | 172 | 283 | 388 | TOTAL | 11,813 | 11,600 | 16,787 | 16,308 |
| SUDAN | 343 | 35 | 1,118 | 98 | CANADA | 4,153 | 3,643 | 3,632 | 3,329 |
| CHRY I | 13 | 15 | 368 | 542 | MEXICO | 203 | 632 | 242 | 658 |
| NIGERIA | 99 | 112 | 956 | 1,482 | VENEZ | 73 | 115 | 73 | 350 |
| LIBERIA | 25 | 75 | 96 | 265 | U KING | 709 | 663 | 531 | 725 |
| ETHIOP | 25 | 91 | 288 | 769 | NETHLDS | 293 | 85 | 551 | 202 |
| OTHERS | 708 | 792 | 2,666 | 3,720 | IRAN | 166 | 103 | 424 | 276 |
| | | | | | S ARAB | 47 | 362 | 129 | 851 |
| 1829715 CORN-SOYA-MILK BLENDS RELIEF | | | | | ARAB EM | 106 | 78 | 367 | 199 |
| TOTAL | 113,067 | 122,798 | 44,340 | 40,532 | THAILND | 183 | 534 | 294 | 897 |
| GUATMAL | 2,768 | 3,429 | 975 | 1,040 | SINGAPR | 120 | 412 | 232 | 681 |
| HAITI | 2,005 | 1,537 | 772 | 511 | KOR REP | 374 | 939 | 859 | 1,038 |
| DOM REP | 4,997 | 5,676 | 2,094 | 2,095 | HG KONG | 588 | 854 | 885 | 1,318 |
| PERU | 952 | 2,382 | 310 | 834 | TAIWAN | 302 | 279 | 688 | 523 |
| BOLIVIA | 1,583 | 2,892 | 511 | 1,076 | JAPAN | 3,040 | 1,383 | 5,173 | 1,998 |
| CHILE | 274 | 4,337 | 115 | 1,538 | AUSTRAL | 285 | 357 | 389 | 744 |
| INDIA | 37,241 | 34,043 | 15,086 | 18,741 | NIGERIA | 133 | 8 | 350 | 13 |
| SRI LKA | 5,926 | 5,606 | 1,960 | 2,139 | OTHERS | 1,034 | 1,133 | 1,968 | 2,498 |
| INDNSIA | 2,998 | 6,084 | 868 | 1,946 | | | | | |
| PHIL R | 26,310 | 23,104 | 10,484 | 7,519 | 1829740 MIXED SEASONINGS | | | | |
| EGYPT | 272 | 1,278 | 79 | 409 | TOTAL | 1,187 | 1,878 | 2,862 | 4,505 |
| SENEGAL | 4,313 | 8,891 | 2,006 | 2,954 | CANADA | 227 | 408 | 394 | 658 |
| SIER LN | 598 | 1,504 | 224 | 489 | PANAMA | 58 | 43 | 165 | 106 |
| SOMALIA | 660 | 1,121 | 231 | 422 | U KING | 31 | 102 | 57 | 237 |
| ETHIOP | 2,759 | 1,378 | 1,179 | 490 | OTHERS | 871 | 1,325 | 2,246 | 3,504 |
| KENYA | 1,109 | 1,524 | 398 | 508 | | | | | |
| TNZANIA | 2,852 | 1,599 | 1,260 | 514 | 1829742 FLOURS & GRITS DEFAT PARY DEF | | | | |
| MOZAMBQ | 1,179 | 537 | 551 | 172 | TOTAL | 8,577 | 15,798 | 3,247 | 6,397 |
| MALAGAS | 1,009 | 2,322 | 442 | 747 | CANADA | 860 | 2,624 | 263 | 778 |
| REP SAF | 1,271 | 1,204 | 486 | 397 | COLOHR | 1,735 | 550 | 540 | 201 |
| BOTSWAN | 2,723 | 5,120 | 995 | 1,709 | ECUADOR | 414 | 357 | 133 | 115 |
| OTHERS | 9,268 | 7,030 | 3,314 | 2,282 | CHILE | 654 | 815 | 244 | 284 |
| | | | | | U KING | 101 | 248 | 39 | 162 |
| 1829720 CORN-SOYA-MILK BLENDS N/REL | | | | | BELGIUM | 160 | 117 | 105 | 59 |
| TOTAL | 7,453 | 13,184 | 2,799 | 4,676 | POLAND | 2,989 | 9,035 | 1,018 | 3,205 |
| NICARAG | 0 | 1,414 | 0 | 491 | U.S.S.R | 507 | 4 | 239 | 1 |
| ECUADOR | 381 | 432 | 141 | 125 | JAPAN | 66 | 539 | 157 | 659 |
| PERU | 1,145 | 1,842 | 500 | 658 | AUSTRAL | 264 | 487 | 125 | 199 |
| INDIA | 680 | 0 | 293 | 0 | OTHERS | 827 | 1,022 | 384 | 754 |

TABLE 11 -- U.S. AGRICULTURAL EXPORTS: QUANTITY AND VALUE, COMMODITY BY COUNTRY
FISCAL YEARS 1978 AND 1979--CONTINUED

| SCHED-B COUNTRY | QUANTITY | | VALUE | | SCHED-B COUNTRY | QUANTITY | | VALUE | |
|--------------------|----------|---------|------------|------------|--------------------|--------------------------|-----------|------------|------------|
| | 1978 | 1979 | 1,000 DOL. | 1,000 DOL. | | 1978 | 1979 | 1,000 DOL. | 1,000 DOL. |
| KOR REP | 18,644 | 92,897 | 4,474 | 21,399 | 1848032 | DOG AND CAT FOOD | | | |
| JAPAN | 218,916 | 204,470 | 46,128 | 48,415 | TOTAL | 37,848 | 50,422 | 22,554 | 33,407 |
| EGYPT | 49,108 | 0 | 10,166 | 0 | CANADA | 16,270 | 19,512 | 7,735 | 11,691 |
| OTHERS | 74,338 | 112,943 | 17,644 | 29,748 | MEXICO | 1,236 | 2,067 | 440 | 846 |
| | | | | | BERMUDA | 411 | 342 | 277 | 224 |
| | | | | | BAHAMAS | 718 | 1,234 | 405 | 663 |
| | | | | | TRINID | 1,001 | 1,577 | 427 | 672 |
| | | | | | N ANTIL | 1,664 | 2,127 | 613 | 901 |
| | | | | | SWEDEN | 786 | 1,104 | 341 | 531 |
| | | | | | U KING | 4,018 | 7,134 | 3,595 | 6,761 |
| | | | | | NETHLS | 1,612 | 1,820 | 1,237 | 1,496 |
| | | | | | BELGIUM | 517 | 742 | 449 | 667 |
| | | | | | FR GERM | 1,343 | 1,181 | 1,172 | 1,086 |
| | | | | | SWITZLD | 2,125 | 2,588 | 1,522 | 1,573 |
| | | | | | JAPAN | 2,385 | 3,794 | 2,334 | 3,176 |
| | | | | | AUSTRAL | 459 | 506 | 270 | 388 |
| | | | | | OTHERS | 3,303 | 4,694 | 1,737 | 2,732 |
| | | | | | | | | | |
| | | | | | 1848034 | OTHER PET FOOD | | | |
| | | | | | TOTAL | 14,082 | 26,792 | 10,645 | 17,574 |
| | | | | | CANADA | 2,557 | 4,455 | 2,655 | 5,441 |
| | | | | | MEXICO | 398 | 557 | 313 | 384 |
| | | | | | CAYMAN | 1,867 | 660 | 718 | 353 |
| | | | | | DOM REP | 23 | 5,311 | 35 | 1,538 |
| | | | | | TRINID | 1,315 | 1,996 | 370 | 835 |
| | | | | | N ANTIL | 125 | 1,104 | 70 | 447 |
| | | | | | VENEZ | 315 | 153 | 347 | 224 |
| | | | | | DENMARK | 5 | 2,164 | 6 | 453 |
| | | | | | BELGIUM | 105 | 43 | 244 | 98 |
| | | | | | FR GERM | 274 | 633 | 165 | 365 |
| | | | | | IRAN | 3 | 240 | 2 | 984 |
| | | | | | SINGAPR | 404 | 103 | 649 | 96 |
| | | | | | HG KONG | 326 | 851 | 180 | 414 |
| | | | | | TAIWAN | 1,319 | 453 | 935 | 396 |
| | | | | | JAPAN | 1,304 | 2,317 | 794 | 1,939 |
| | | | | | OTHERS | 3,742 | 5,742 | 3,162 | 3,607 |
| | | | | | | | | | |
| | | | | | 1848035 | POULTRY FEEDS, PREPARED | | | |
| | | | | | TOTAL | 152,847 | 137,916 | 49,544 | 49,776 |
| | | | | | CANADA | 2,181 | 2,103 | 1,395 | 1,323 |
| | | | | | MEXICO | 4,226 | 3,928 | 1,000 | 773 |
| | | | | | BELIZE | 1,794 | 2,381 | 517 | 710 |
| | | | | | BAHAMAS | 14,935 | 15,652 | 3,105 | 3,423 |
| | | | | | JAMAICA | 3,346 | 2,456 | 1,447 | 1,140 |
| | | | | | CAYMAN | 497 | 2,114 | 102 | 748 |
| | | | | | DOM REP | 1,102 | 508 | 760 | 502 |
| | | | | | BARBADO | 3,088 | 1,410 | 996 | 655 |
| | | | | | TRINID | 4,627 | 7,278 | 1,606 | 2,856 |
| | | | | | N ANTIL | 2,633 | 2,995 | 642 | 647 |
| | | | | | GUYANA | 1,134 | 4,270 | 511 | 1,685 |
| | | | | | SURINAM | 8,885 | 8,549 | 2,680 | 2,847 |
| | | | | | BELGIUM | 2,784 | 14 | 963 | 85 |
| | | | | | SWITZLD | 1,787 | 551 | 539 | 164 |
| | | | | | GREECE | 11,022 | 16,499 | 4,069 | 6,129 |
| | | | | | ISRAEL | 41 | 114 | 151 | 574 |
| | | | | | S ARAB | 23,833 | 2,698 | 6,696 | 1,229 |
| | | | | | THAILND | 586 | 459 | 957 | 687 |
| | | | | | PHIL R | 2,874 | 1,614 | 940 | 755 |
| | | | | | HG KONG | 43,804 | 42,173 | 13,149 | 13,437 |
| | | | | | TAIWAN | 968 | 828 | 685 | 425 |
| | | | | | JAPAN | 1,435 | 1,738 | 1,078 | 2,737 |
| | | | | | FR P IS | 5,249 | 5,298 | 1,232 | 1,319 |
| | | | | | OTHERS | 10,016 | 12,278 | 4,324 | 4,926 |
| | | | | | | | | | |
| | | | | | 1848015 | ALFALFA MEAL, DEHYDRATED | | | |
| | | | | | TOTAL | 78,201 | 109,018 | 8,617 | 12,387 |
| | | | | | CANADA | 1,220 | 2,923 | 175 | 351 |
| | | | | | NETHLS | 3,381 | 56,742 | 254 | 6,609 |
| | | | | | FR GERM | 58,622 | 38,418 | 6,377 | 3,903 |
| | | | | | JAPAN | 17,133 | 8,963 | 1,336 | 1,194 |
| | | | | | OTHERS | 2,845 | 1,972 | 475 | 330 |
| | | | | | | | | | |
| | | | | | 1848020 | CORN GLUTEN FEED & MEAL | | | |
| | | | | | TOTAL | 1,638,723 | 1,843,390 | 208,480 | 290,513 |
| | | | | | CANADA | 24,401 | 7,580 | 2,480 | 1,020 |
| | | | | | IRELAND | 9,932 | 32,958 | 1,265 | 5,059 |
| | | | | | NETHLS | 1,083,682 | 1,361,984 | 138,279 | 218,891 |
| | | | | | FR GERM | 504,799 | 432,979 | 65,048 | 63,913 |
| | | | | | OTHERS | 7,909 | 7,889 | 1,408 | 1,630 |
| | | | | | | | | | |
| | | | | | 1848020 | CORN GLUTEN FEED & MEAL | | | |
| | | | | | TOTAL | 1,638,723 | 1,843,390 | 208,480 | 290,513 |
| | | | | | CANADA | 24,401 | 7,580 | 2,480 | 1,020 |
| | | | | | IRELAND | 9,932 | 32,958 | 1,265 | 5,059 |
| | | | | | NETHLS | 1,083,682 | 1,361,984 | 138,279 | 218,891 |
| | | | | | FR GERM | 504,799 | 432,979 | 65,048 | 63,913 |
| | | | | | OTHERS | 7,909 | 7,889 | 1,408 | 1,630 |

TABLE 11 --U.S. AGRICULTURAL EXPORTS: QUANTITY AND VALUE, COMMODITY BY COUNTRY
FISCAL YEARS 1978 AND 1979--CONTINUED

| SCHED.8 COUNTRY | QUANTITY | | VALUE | | SCHED.8 COUNTRY | QUANTITY | | VALUE | |
|---|----------|---------|------------|------------|--|----------|-------|------------|------------|
| | 1978 | 1979 | 1,000 DOL. | 1,000 DOL. | | 1978 | 1979 | 1,000 DOL. | 1,000 DOL. |
| 1848045 LIVESTOCK FEED, PREPARED MT | | | | | 1865700 HAIR, BRISTLES MT | | | | |
| TOTAL | 89,290 | 58,557 | 30,411 | 25,804 | TOTAL | 2,859 | 3,744 | 3,201 | 6,357 |
| CANADA | 41,083 | 7,140 | 3,054 | 2,286 | CANADA | 49 | 76 | 124 | 218 |
| MEXICO | 9,139 | 6,352 | 2,567 | 1,793 | MEXICO | 972 | 1,387 | 443 | 3,117 |
| C RICA | 179 | 524 | 162 | 271 | C RICA | 40 | 40 | 82 | 101 |
| JAMAICA | 919 | 508 | 364 | 167 | HAITI | 11 | 21 | 118 | 130 |
| BARBADO | 2,295 | 2,938 | 512 | 681 | VENEZ | 6 | 2 | 68 | 15 |
| TRINID | 7,130 | 6,615 | 2,119 | 2,091 | U KING | 78 | 139 | 280 | 177 |
| COLOMB | 653 | 1,059 | 763 | 644 | NETHLOS | 433 | 311 | 374 | 277 |
| VENEZ | 453 | 691 | 921 | 386 | FRANCE | 117 | 80 | 99 | 218 |
| SURINAM | 1,842 | 2,293 | 539 | 625 | FR GERM | 868 | 1,178 | 909 | 902 |
| CHILE | 654 | 2,190 | 303 | 933 | KOR REP | 116 | 89 | 191 | 155 |
| BRAZIL | 195 | 44 | 476 | 93 | TAIWAN | 31 | 119 | 72 | 496 |
| ARGENT | 106 | 339 | 406 | 93 | JAPAN | 20 | 71 | 65 | 135 |
| U KING | 1,129 | 536 | 769 | 633 | OTHERS | 128 | 231 | 376 | 419 |
| NETHLOS | 2,354 | 7,331 | 203 | 789 | 1905920 CASINGS, HOG MT | | | | |
| BELGIUM | 846 | 822 | 632 | 918 | TOTAL | 5,324 | 5,472 | 10,131 | 10,796 |
| FR GERM | 216 | 436 | 794 | 358 | CANADA | 783 | 838 | 1,380 | 1,714 |
| SPAIN | 115 | 3,842 | 217 | 1,010 | MEXICO | 2,599 | 2,519 | 2,761 | 3,115 |
| ITALY | 529 | 749 | 632 | 924 | DOM REP | 75 | 249 | 127 | 475 |
| THAILND | 1,209 | 560 | 1,429 | 818 | BRAZIL | 22 | 46 | 150 | 248 |
| MALAYSIA | 75 | 116 | 218 | 416 | FR GERM | 22 | 48 | 194 | 249 |
| SINGAPR | 877 | 616 | 1,186 | 595 | PORTUGL | 252 | 296 | 230 | 159 |
| PHIL R | 332 | 177 | 391 | 132 | TAIWAN | 465 | 845 | 1,010 | 1,783 |
| HG KONG | 5,705 | 2,663 | 2,242 | 1,342 | JAPAN | 89 | 57 | 350 | 250 |
| TAIWAN | 1,533 | 1,068 | 1,794 | 1,222 | AUSTRAL | 244 | 150 | 1,270 | 856 |
| JAPAN | 2,069 | 2,489 | 2,420 | 2,707 | N ZEAL | 214 | 181 | 1,215 | 1,167 |
| AUSTRAL | 101 | 106 | 462 | 257 | REP SAF | 356 | 50 | 682 | 118 |
| REP SAF | 101 | 14 | 379 | 155 | OTHERS | 203 | 193 | 582 | 659 |
| OTHERS | 7,495 | 6,339 | 4,257 | 3,265 | 1905940 CASINGS, OTHER MT | | | | |
| 1848055 OTHER CORN PROD, CORN BYPROD MT | | | | | 1905940 CASINGS, OTHER MT | | | | |
| TOTAL | 167,834 | 195,028 | 22,362 | 29,243 | TOTAL | 1,747 | 1,659 | 13,388 | 12,989 |
| CANADA | 7,602 | 8,057 | 826 | 888 | CANADA | 529 | 417 | 3,479 | 2,369 |
| GUYANA | 0 | 2,403 | 0 | 495 | BRAZIL | 145 | 120 | 698 | 461 |
| NETHLOS | 59,255 | 82,490 | 7,621 | 12,834 | SWEDEN | 10 | 21 | 190 | 282 |
| FRANCE | 3,859 | 0 | 546 | 0 | FINLAND | 67 | 87 | 991 | 1,711 |
| FR GERM | 85,570 | 96,336 | 12,068 | 13,735 | DENMARK | 14 | 29 | 149 | 288 |
| ITALY | 826 | 198 | 359 | 93 | U KING | 52 | 72 | 405 | 1,050 |
| OTHERS | 5,722 | 5,544 | 942 | 1,178 | NETHLOS | 49 | 4 | 292 | 67 |
| 1848060 OTHER ANIMAL FEEDS MT | | | | | 1911520 BULL SEMEN --- | | | | |
| TOTAL | 456,252 | 818,151 | 54,272 | 110,625 | TOTAL | 0 | 0 | 10,643 | 14,912 |
| CANADA | 14,293 | 27,095 | 2,567 | 4,811 | CANADA | 0 | 0 | 441 | 651 |
| MEXICO | 3,503 | 8,931 | 529 | 1,972 | MEXICO | 0 | 0 | 799 | 838 |
| PANAMA | 293 | 1,366 | 62 | 413 | C RICA | 0 | 0 | 233 | 264 |
| BAHAMAS | 4,181 | 9,708 | 1,602 | 2,210 | COLOMB | 0 | 0 | 464 | 697 |
| DOM REP | 584 | 1,333 | 171 | 383 | VENEZ | 0 | 0 | 227 | 251 |
| BARBADO | 1,641 | 3,835 | 313 | 1,047 | BRAZIL | 0 | 0 | 592 | 1,841 |
| TRINID | 6,475 | 15,113 | 1,945 | 4,631 | ARGENT | 0 | 0 | 895 | 428 |
| VENEZ | 608 | 1,968 | 150 | 589 | NETHLOS | 0 | 0 | 147 | 444 |
| SURINAM | 2,520 | 2,009 | 651 | 559 | BELGIUM | 0 | 0 | 58 | 352 |
| BRAZIL | 122 | 1,933 | 89 | 660 | FRANCE | 0 | 0 | 288 | 386 |
| DENMARK | 24,804 | 19,002 | 3,092 | 2,315 | FR GERM | 0 | 0 | 2,358 | 2,150 |
| U KING | 921 | 2,343 | 168 | 573 | HUNGARY | 0 | 0 | 197 | 439 |
| IRELAND | 5 | 3,509 | 4 | 510 | SWITZLD | 0 | 0 | 468 | 933 |
| NETHLOS | 369,000 | 654,444 | 38,631 | 79,118 | SPAIN | 0 | 0 | 142 | 455 |
| BELGIUM | 367 | 927 | 109 | 354 | ITALY | 0 | 0 | 841 | 1,623 |
| FR GERM | 5,930 | 6,762 | 768 | 995 | IRAN | 0 | 0 | 791 | 553 |
| SPAIN | 297 | 1,481 | 56 | 417 | OTHERS | 0 | 0 | 1,702 | 2,385 |
| THAILND | 224 | 690 | 57 | 334 | 1912500 OTHER ANIMAL PRODUCTS, CRUDE --- | | | | |
| SINGAPR | 539 | 33,114 | 181 | 764 | TOTAL | 0 | 0 | 8,614 | 15,056 |
| PHIL R | 786 | 1,212 | 318 | 639 | CANADA | 0 | 0 | 1,300 | 2,580 |
| HG KONG | 717 | 2,192 | 297 | 688 | MEXICO | 0 | 0 | 458 | 707 |
| TAIWAN | 421 | 1,466 | 200 | 902 | DENMARK | 0 | 0 | 1,746 | 3,541 |
| JAPAN | 2,543 | 3,810 | 297 | 1,443 | U KING | 0 | 0 | 923 | 1,928 |
| EGYPT | 0 | 1,501 | 0 | 369 | FRANCE | 0 | 0 | 312 | 646 |
| OTHERS | 7,478 | 12,407 | 1,995 | 3,929 | FR GERM | 0 | 0 | 351 | 170 |
| 1860500 FEATHERS AND DOWNS MT | | | | | 1912500 OTHER ANIMAL PRODUCTS, CRUDE --- | | | | |
| TOTAL | 1,185 | 1,213 | 12,674 | 14,618 | TOTAL | 0 | 0 | 8,614 | 15,056 |
| CANADA | 74 | 167 | 1,148 | 2,141 | CANADA | 0 | 0 | 1,300 | 2,580 |
| FRANCE | 138 | 100 | 521 | 403 | MEXICO | 0 | 0 | 458 | 707 |
| FR GERM | 356 | 131 | 966 | 716 | DENMARK | 0 | 0 | 1,746 | 3,541 |
| KOR REP | 286 | 329 | 8,448 | 8,157 | U KING | 0 | 0 | 923 | 1,928 |
| HG KONG | 59 | 88 | 346 | 905 | FRANCE | 0 | 0 | 312 | 646 |
| TAIWAN | 151 | 212 | 449 | 1,082 | FR GERM | 0 | 0 | 351 | 170 |
| JAPAN | 11 | 43 | 204 | 639 | | | | | |
| OTHERS | 130 | 143 | 592 | 575 | | | | | |

TABLE 11 --U.S. AGRICULTURAL EXPORTS: QUANTITY AND VALUE, COMMODITY BY COUNTRY
FISCAL YEARS 1978 AND 1979--CONTINUED

| SCHEID COUNTRY | QUANTITY | | VALUE | | SCHEID COUNTRY | QUANTITY | | VALUE | |
|--|----------|-------|------------|------------|---|-----------|-------|------------|------------|
| | 1978 | 1979 | 1,000 DOL. | 1,000 DOL. | | 1978 | 1979 | 1,000 DOL. | 1,000 DOL. |
| SWITZLD | 0 | 0 | 351 | 189 | 1932500 VEG SUB,CRUDE,NSPF UNFIT BEV MT | | | | |
| ITALY | 0 | 0 | 273 | 356 | TOTAL | 4,995 | 7,206 | 5,963 | 8,133 |
| INDIA | 0 | 0 | 648 | 422 | CANADA | 905 | 2,055 | 824 | 1,170 |
| KOR REP | 0 | 0 | 439 | 1,275 | MEXICO | 161 | 397 | 507 | 611 |
| JAPAN | 0 | 0 | 1,035 | 1,338 | COLOMB | 35 | 46 | 300 | 397 |
| OTHERS | 0 | 0 | 778 | 1,912 | VENEZ | 72 | 272 | 166 | 221 |
| 1921120 CUT FLOWERS,FRESH,BOUQ,ETC --- | | | | | BRAZIL | 87 | 107 | 564 | 434 |
| TOTAL | 0 | 0 | 6,524 | 7,966 | SWEDEN | 89 | 418 | 129 | 91 |
| CANADA | 0 | 0 | 4,055 | 4,234 | U KING | 264 | 332 | 194 | 185 |
| BERMUDA | 0 | 0 | 242 | 273 | FRANCE | 74 | 100 | 161 | 616 |
| BAHAMAS | 0 | 0 | 74 | 213 | FR GERM | 63 | 245 | 231 | 320 |
| NETHLD | 0 | 0 | 304 | 378 | THAILND | 16 | 25 | 115 | 183 |
| FR GERM | 0 | 0 | 1,088 | 1,565 | MALAYSIA | 13 | 31 | 101 | 247 |
| JAPAN | 0 | 0 | 231 | 541 | SINGAPR | 188 | 160 | 169 | 213 |
| OTHERS | 0 | 0 | 530 | 762 | PHIL R | 39 | 52 | 293 | 582 |
| 1921140 OTHER PLANTS,ETC --- | | | | | KOR REP | 1,731 | 1,078 | 486 | 327 |
| TOTAL | 0 | 0 | 9,912 | 18,211 | JAPAN | 69 | 91 | 95 | 390 |
| CANADA | 0 | 0 | 2,433 | 7,253 | AUSTRAL | 143 | 155 | 428 | 427 |
| VENEZ | 0 | 0 | 64 | 383 | OTHERS | 1,046 | 1,642 | 1,200 | 1,719 |
| NETHLD | 0 | 0 | 1,581 | 3,182 | 2111025 HIDES-CATTLE, PICES MT | | | | |
| FR GERM | 0 | 0 | 4,115 | 7,725 | TOTAL | 3,197 | 0 | 2,069 | 0 |
| SWITZLD | 0 | 0 | 131 | 426 | MEXICO | 535 | 0 | 255 | 0 |
| ITALY | 0 | 0 | 722 | 1,278 | KOR REP | 756 | 0 | 685 | 0 |
| JAPAN | 0 | 0 | 252 | 542 | HG KONG | 519 | 0 | 168 | 0 |
| OTHERS | 0 | 0 | 692 | 1,422 | TAIWAN | 464 | 0 | 300 | 0 |
| 1922500 HOPS HT | | | | | JAPAN | 482 | 0 | 422 | 0 |
| TOTAL | 4,688 | 8,029 | 11,173 | 21,169 | OTHERS | 441 | 0 | 239 | 0 |
| CANADA | 513 | 994 | 1,087 | 2,340 | 2112010 SKINS-CALF NO | | | | |
| MEXICO | 166 | 453 | 411 | 1,423 | TOTAL | 591,194 | 0 | 3,385 | 0 |
| COLOMB | 96 | 0 | 283 | 0 | CANADA | 135,693 | 0 | 696 | 0 |
| ECUADOR | 0 | 79 | 0 | 271 | MEXICO | 24,771 | 0 | 167 | 0 |
| PERU | 0 | 43 | 0 | 335 | FR GERM | 26,396 | 0 | 180 | 0 |
| BOLIVIA | 5 | 68 | 11 | 261 | ITALY | 98,529 | 0 | 551 | 0 |
| CHILE | 29 | 95 | 81 | 288 | JAPAN | 241,721 | 0 | 1,446 | 0 |
| BRAZIL | 1,684 | 1,916 | 4,471 | 5,307 | OTHERS | 64,684 | 0 | 265 | 0 |
| U KING | 66 | 156 | 145 | 326 | 2112020 SKINS-KIP NO | | | | |
| IRELAND | 57 | 205 | 107 | 468 | TOTAL | 119,537 | 0 | 1,425 | 0 |
| FR GERM | 5 | 130 | 11 | 386 | CANADA | 25,820 | 0 | 264 | 0 |
| CZECHO | 0 | 132 | 0 | 334 | VENEZ | 7,834 | 0 | 85 | 0 |
| U.S.S.R | 1,387 | 2,606 | 2,730 | 5,726 | HUNGARY | 44,965 | 0 | 593 | 0 |
| TAIWAN | 70 | 313 | 198 | 1,375 | SPAIN | 12,260 | 0 | 110 | 0 |
| JAPAN | 189 | 396 | 446 | 988 | JAPAN | 19,731 | 0 | 309 | 0 |
| CAMROON | 52 | 63 | 130 | 233 | OTHERS | 7,927 | 0 | 64 | 0 |
| NIGERIA | 145 | 28 | 520 | 82 | 2214000 SOYBEANS HT | | | | |
| OTHERS | 224 | 352 | 542 | 1,026 | TOTAL | 6,052,889 | 0 | 1,323,415 | 0 |
| 1923200 HOP EXTRACT AND LUPULIN HT | | | | | CANADA | 78,736 | 0 | 16,788 | 0 |
| TOTAL | 1,115 | 1,741 | 9,894 | 13,488 | MEXICO | 251,646 | 0 | 52,150 | 0 |
| MEXICO | 220 | 273 | 1,631 | 2,236 | NORWAY | 85,534 | 0 | 19,997 | 0 |
| COLOMB | 80 | 571 | 613 | 2,891 | DENMARK | 141,285 | 0 | 31,330 | 0 |
| VENEZ | 102 | 93 | 1,259 | 1,884 | U KING | 156,773 | 0 | 36,636 | 0 |
| ECUADOR | 104 | 22 | 445 | 258 | NETHLD | 1,495,943 | 0 | 324,642 | 0 |
| PERU | 127 | 19 | 1,193 | 197 | BELGIUM | 187,439 | 0 | 39,796 | 0 |
| BRAZIL | 57 | 134 | 308 | 642 | FRANCE | 204,828 | 0 | 44,469 | 0 |
| U.S.S.R | 90 | 253 | 671 | 2,459 | FR GERM | 550,256 | 0 | 120,460 | 0 |
| SPAIN | 0 | 19 | 0 | 341 | SPAIN | 527,904 | 0 | 111,130 | 0 |
| PHIL R | 81 | 49 | 1,151 | 710 | PORTUGL | 86,441 | 0 | 18,471 | 0 |
| KOR REP | 11 | 26 | 197 | 339 | ITALY | 268,930 | 0 | 58,687 | 0 |
| NIGERIA | 73 | 26 | 927 | 193 | YUGOSLV | 56,310 | 0 | 11,475 | 0 |
| OTHERS | 170 | 262 | 1,499 | 2,238 | GREECE | 24,003 | 0 | 4,592 | 0 |
| 1924200 LICORICE ROOT & EXTRACT HT | | | | | ROMANIA | 30,483 | 0 | 8,368 | 0 |
| TOTAL | 1,256 | 1,313 | 3,237 | 4,039 | ISRAEL | 103,990 | 0 | 22,376 | 0 |
| CANADA | 145 | 211 | 324 | 507 | SINGAPR | 30,655 | 0 | 6,542 | 0 |
| MEXICO | 94 | 79 | 260 | 205 | INDNSIA | 53,361 | 0 | 14,387 | 0 |
| VENEZ | 129 | 21 | 371 | 60 | CHINA M | 47,326 | 0 | 14,366 | 0 |
| FINLAND | 80 | 109 | 180 | 335 | KOR RFP | 49,607 | 0 | 10,973 | 0 |
| DENMARK | 166 | 176 | 387 | 524 | TAIWAN | 171,586 | 0 | 39,900 | 0 |
| NETHLD | 127 | 147 | 230 | 357 | JAPAN | 1,155,353 | 0 | 252,814 | 0 |
| FR GERM | 59 | 127 | 119 | 359 | MOROC | 26,401 | 0 | 4,897 | 0 |
| PHIL R | 126 | 124 | 407 | 465 | LIBYA | 22,001 | 0 | 4,996 | 0 |
| JAPAN | 59 | 53 | 255 | 291 | EGYPT | 21,001 | 0 | 4,738 | 0 |
| OTHERS | 271 | 266 | 704 | 936 | UNKNOWN | 155,526 | 0 | 31,126 | 0 |
| | | | | | OTHERS | 77,731 | 0 | 17,295 | 0 |

T = TRANSSHIPMENTS THROUGH CANADA.

TABLE 11 --U.S. AGRICULTURAL EXPORTS: QUANTITY AND VALUE, COMMODITY BY COUNTRY
FISCAL YEARS 1978 AND 1979--CONTINUED

| SCHED. B COUNTRY | QUANTITY | | VALUE | | SCHED. B COUNTRY | QUANTITY | | VALUE | |
|--|----------|------|------------|------------|---|----------|------|------------|------------|
| | 1978 | 1979 | 1978 | 1979 | | 1978 | 1979 | 1978 | 1979 |
| | | | 1,000 DOL. | 1,000 DOL. | | | | 1,000 DOL. | 1,000 DOL. |
| 2219010 SOYBEAN-FLOUR, MEAL, N/DEFATTED MT | | | | | 2910040 BIRD FEATHERS AND DOWN MT | | | | |
| TOTAL | 28,384 | 0 | 6,327 | | TOTAL | 420 | 0 | 6,334 | 0 |
| CANADA | 15,149 | 0 | 3,516 | | CANADA | 21 | 0 | 755 | 0 |
| MEXICO | 1,962 | 0 | 304 | | FR GERM | 94 | 0 | 283 | 0 |
| GUATHAL | 2,428 | 0 | 421 | | KOR REP | 137 | 0 | 4,661 | 0 |
| C RICA | 1,102 | 0 | 226 | | HG KONG | 25 | 0 | 156 | 0 |
| DOM REP | 1,065 | 0 | 204 | | TAIWAN | 68 | 0 | 155 | 0 |
| U.S.S.R | 479 | 0 | 276 | | OTHERS | 75 | 0 | 324 | 0 |
| JAPAN | 4,956 | 0 | 999 | | 2910075 BONE MEAL MT | | | | |
| OTHERS | 7,243 | 0 | 381 | | TOTAL | 4,674 | 0 | 1,031 | 0 |
| 2623020 HAIR, FINE ANIMAL, NEC-UNCOMBED MT | | | | | CANADA | 327 | 0 | 59 | 0 |
| TOTAL | 55 | 0 | 1,445 | | GUATHAL | 510 | 0 | 121 | 0 |
| U KING | 38 | 0 | 1,127 | | PHIL R | 1,447 | 0 | 317 | 0 |
| BELGIUM | 5 | 0 | 129 | | TAIWAN | 2,150 | 0 | 475 | 0 |
| ITALY | 3 | 0 | 92 | | OTHERS | 240 | 0 | 59 | 0 |
| OTHERS | 9 | 0 | 97 | | 2925015 SEED-LADINO CLOVER MT | | | | |
| 2631021 COTTON-UPLAND, 1-1/8 INCH & OV MT | | | | | TOTAL | 468 | 0 | 1,486 | 0 |
| TOTAL | 29,075 | 0 | 43,936 | | FRANCE | 82 | 0 | 267 | 0 |
| CANADA | 2,202 | 0 | 3,254 | | SWITZLD | 67 | 0 | 204 | 0 |
| U KING | 833 | 0 | 1,178 | | ITALY | 165 | 0 | 548 | 0 |
| NETHLD | 500 | 0 | 792 | | JAPAN | 45 | 0 | 130 | 0 |
| FRANCE | 2,647 | 0 | 3,752 | | AUSTRAL | 25 | 0 | 78 | 0 |
| FR GERM | 1,883 | 0 | 2,628 | | OTHERS | 84 | 0 | 259 | 0 |
| SWITZLD | 3,377 | 0 | 5,127 | | 2925030 SEED-BENT GRASS MT | | | | |
| SPAIN | 2,397 | 0 | 3,324 | | TOTAL | 580 | 0 | 1,162 | 0 |
| PORTUGL | 1,134 | 0 | 1,839 | | SWEDEN | 119 | 0 | 188 | 0 |
| ITALY | 913 | 0 | 1,390 | | U KING | 45 | 0 | 62 | 0 |
| GREECE | 1,344 | 0 | 1,973 | | NETHLD | 88 | 0 | 128 | 0 |
| SRI LKA | 798 | 0 | 2,225 | | BELGIUM | 81 | 0 | 123 | 0 |
| INDNSIA | 676 | 0 | 907 | | FRANCE | 74 | 0 | 109 | 0 |
| PHIL R | 577 | 0 | 818 | | FR GERM | 57 | 0 | 94 | 0 |
| CHINA M | 1,936 | 0 | 3,017 | | JAPAN | 26 | 0 | 97 | 0 |
| KOR REP | 4,820 | 0 | 7,366 | | AUSTRAL | 54 | 0 | 136 | 0 |
| HG KONG | 604 | 0 | 865 | | OTHERS | 126 | 0 | 225 | 0 |
| TAIWAN | 778 | 0 | 1,125 | | 2925035 SEED-FESCUE GRASS MT | | | | |
| JAPAN | 787 | 0 | 1,117 | | TOTAL | 1,797 | 0 | 2,056 | 0 |
| OTHERS | 869 | 0 | 1,239 | | ARGENT | 171 | 0 | 170 | 0 |
| 2631031 COTTON-UPLAND, 1 TO 1-1/8 INCH MT | | | | | U KING | 196 | 0 | 276 | 0 |
| TOTAL | 171,514 | 0 | 234,728 | | NETHLD | 559 | 0 | 740 | 0 |
| CANADA | 9,392 | 0 | 12,393 | | FR GERM | 109 | 0 | 140 | 0 |
| SWEDEN | 1,438 | 0 | 1,912 | | JAPAN | 241 | 0 | 227 | 0 |
| FINLAND | 652 | 0 | 900 | | OTHERS | 521 | 0 | 503 | 0 |
| U KING | 1,797 | 0 | 2,532 | | 2925050 SEED-KY BLUE GRASS, INC MERION MT | | | | |
| NETHLD | 993 | 0 | 1,544 | | TOTAL | 663 | 0 | 1,163 | 0 |
| FRANCE | 2,512 | 0 | 3,670 | | CANADA | 263 | 0 | 455 | 0 |
| FR GERM | 680 | 0 | 927 | | MEXICO | 38 | 0 | 61 | 0 |
| SWITZLD | 2,943 | 0 | 4,466 | | SWEDEN | 40 | 0 | 118 | 0 |
| POLAND | 627 | 0 | 842 | | FR GERM | 60 | 0 | 71 | 0 |
| SPAIN | 682 | 0 | 827 | | JAPAN | 110 | 0 | 158 | 0 |
| PORTUGL | 5,695 | 0 | 8,386 | | AUSTRAL | 95 | 0 | 181 | 0 |
| ITALY | 3,197 | 0 | 4,842 | | OTHERS | 57 | 0 | 119 | 0 |
| GREECE | 394 | 0 | 672 | | 2925060 SEED-GRASS, NEC MT | | | | |
| THAILND | 5,498 | 0 | 7,225 | | TOTAL | 2,004 | 0 | 2,432 | 0 |
| MALAYSA | 1,886 | 0 | 2,650 | | CANADA | 475 | 0 | 481 | 0 |
| SINGAPR | 690 | 0 | 886 | | MEXICO | 286 | 0 | 218 | 0 |
| INDNSIA | 10,548 | 0 | 14,574 | | BRAZIL | 113 | 0 | 186 | 0 |
| PHIL R | 1,709 | 0 | 2,503 | | FRANCE | 233 | 0 | 149 | 0 |
| CHINA M | 10,386 | 0 | 14,502 | | FR GERM | 79 | 0 | 185 | 0 |
| KOR REP | 35,807 | 0 | 50,471 | | ITALY | 141 | 0 | 148 | 0 |
| HG KONG | 16,794 | 0 | 21,596 | | IRAN | 55 | 0 | 194 | 0 |
| TAIWAN | 9,918 | 0 | 12,570 | | JAPAN | 191 | 0 | 225 | 0 |
| JAPAN | 44,992 | 0 | 60,600 | | AUSTRAL | 77 | 0 | 187 | 0 |
| GHANA | 1,028 | 0 | 1,489 | | OTHERS | 354 | 0 | 459 | 0 |
| OTHERS | 1,056 | 0 | 1,549 | | 2925075 SEED-VEGETABLE, NEC MT | | | | |
| 2631041 COTTON-UPLAND UNDER 1 INCH MT | | | | | TOTAL | 2,241 | 0 | 12,282 | 0 |
| TOTAL | 21,854 | 0 | 26,730 | | CANADA | 56 | 0 | 338 | 0 |
| CANADA | 1,241 | 0 | 1,510 | | MEXICO | 199 | 0 | 1,303 | 0 |
| SWITZLD | 224 | 0 | 323 | | VENEZ | 39 | 0 | 312 | 0 |
| THAILND | 1,177 | 0 | 1,742 | | BRAZIL | 58 | 0 | 507 | 0 |
| PHIL R | 390 | 0 | 479 | | DENMARK | 71 | 0 | 264 | 0 |
| KOR REP | 4,235 | 0 | 5,423 | | U KING | 113 | 0 | 435 | 0 |
| HG KONG | 3,142 | 0 | 3,663 | | NETHLD | 328 | 0 | 1,288 | 0 |
| TAIWAN | 5,179 | 0 | 5,704 | | | | | | |
| JAPAN | 5,258 | 0 | 6,606 | | | | | | |
| OTHERS | 1,016 | 0 | 1,280 | | | | | | |

TABLE 11--U.S. AGRICULTURAL EXPORTS: QUANTITY AND VALUE, COMMODITY BY COUNTRY
FISCAL YEARS 1978 AND 1979--CONTINUED

| SCHED.8 COUNTRY | QUANTITY | | VALUE | | SCHED.8 COUNTRY | QUANTITY | | VALUE | |
|---------------------------------------|----------|---------|--------------------|--------------------|---|----------|-----------|--------------------|--------------------|
| | 1978 | 1979 | 1978 1,000 DOL. | 1979 1,000 DOL. | | 1978 | 1979 | 1978 1,000 DOL. | 1979 1,000 DOL. |
| FRANCE | 274 | 0 | 1,348 | | 001000 COTTON, STAPLE L > 1 1/8 IN | | | | |
| ITALY | 138 | 0 | 1,139 | | 001000 TOTAL | 785,639 | 1,073,785 | 1,002,212 | 1,521,013 |
| IRAN | 67 | 0 | 438 | | 001000 CANADA | 23,553 | 37,896 | 29,787 | 50,255 |
| S ARAB | 40 | 0 | 427 | | 001000 COLOMB | 0 | 10,215 | 0 | 14,327 |
| JAPAN | 453 | 0 | 1,119 | | 001000 SWEDEN | 3,743 | 4,538 | 4,533 | 5,893 |
| ANGOLA | 15 | 0 | 284 | | 001000 U KING | 8,283 | 12,319 | 11,180 | 19,739 |
| OTHERS | 390 | 0 | 3,980 | | 001000 FRANCE | 8,301 | 9,737 | 10,749 | 14,321 |
| | | | | | 001000 FR GERM | 7,449 | 16,790 | 10,101 | 25,369 |
| 2927100 CUT FLOWERS | | | | NA | 001000 SWITZLD | 9,053 | 11,834 | 12,058 | 17,586 |
| TOTAL | --- | --- | 2,629 | | 001000 POLAND | 9,872 | 14,172 | 12,630 | 20,356 |
| CANADA | --- | --- | 1,200 | | 001000 SPAIN | 3,649 | 6,231 | 4,568 | 8,823 |
| FR GERM | --- | --- | 498 | | 001000 PORTUGL | 4,789 | 6,380 | 7,131 | 10,069 |
| ITALY | --- | --- | 459 | | 001000 ITALY | 13,789 | 27,032 | 19,770 | 41,375 |
| JAPAN | --- | --- | 164 | | 001000 GREECE | 3,359 | 1,742 | 4,127 | 2,360 |
| OTHERS | --- | --- | 308 | | 001000 ROMANIA | 6,171 | 11,394 | 9,178 | 15,674 |
| 2927200 FOLIAGE AND CHRISTMAS TREES | | | | NA | 001000 BNGLDSh | 10,352 | 12,996 | 12,528 | 17,714 |
| TOTAL | --- | --- | 3,621 | | 001000 SRI LKA | 0 | 2,632 | 0 | 4,883 |
| CANADA | --- | --- | 1,195 | | 001000 THAILND | 24,512 | 38,526 | 32,672 | 57,387 |
| MEXICO | --- | --- | 324 | | 001000 MALAYSA | 7,983 | 10,413 | 10,419 | 13,412 |
| NETHLDs | --- | --- | 453 | | 001000 SINGAPR | 2,557 | 2,924 | 3,189 | 3,932 |
| FR GERM | --- | --- | 1,155 | | 001000 INDONESIA | 36,997 | 43,946 | 49,046 | 65,547 |
| OTHERS | --- | --- | 494 | | 001000 PHIL R | 13,908 | 21,530 | 17,312 | 28,188 |
| 2928010 GINSENG | | | | MT | 001000 CHINA R | 96,189 | 136,717 | 116,435 | 186,231 |
| TOTAL | 110 | 0 | 17,108 | | 001000 KOR REP | 194,461 | 213,282 | 247,364 | 286,279 |
| SINGAPR | 9 | 0 | 1,499 | | 001000 HG KONG | 78,478 | 84,289 | 95,046 | 111,326 |
| HG KONG | 99 | 0 | 15,358 | | 001000 TAIWAN | 53,439 | 51,056 | 66,237 | 67,385 |
| OTHERS | 2 | 0 | 251 | | 001000 JAPAN | 134,607 | 234,805 | 175,517 | 345,678 |
| 2928030 DRUGS-VEGETABLE ORIGIN, NEC | | | | MT | 001000 MOROC | 3,979 | 8,093 | 4,827 | 11,627 |
| TOTAL | 855 | 0 | 1,965 | | 001000 EGYPT | 13,550 | 22,150 | 19,711 | 35,644 |
| CANADA | 386 | 0 | 995 | | 001000 GHANA | 2,586 | 2,819 | 3,318 | 3,093 |
| NETHLDs | 65 | 0 | 103 | | 001000 OTHERS | 9,430 | 18,667 | 12,867 | 28,540 |
| OTHERS | 404 | 0 | 867 | | | | | | |
| 2929115 HOP-EXTRACT | | | | MT | 3001530 COTTON, STA L AMER PIMA, SEA IS | | | | |
| TOTAL | 343 | 0 | 2,483 | | 001000 TOTAL | 5,002 | 9,547 | 9,409 | 18,197 |
| MEXICO | 64 | 0 | 191 | | 001000 ARGENT | 0 | 699 | 0 | 1,237 |
| COLOMB | 139 | 0 | 934 | | 001000 U KING | 99 | 353 | 146 | 580 |
| VENEZ | 42 | 0 | 529 | | 001000 BELGIUM | 329 | 268 | 689 | 650 |
| BRAZIL | 35 | 0 | 169 | | 001000 FRANCE | 0 | 408 | 0 | 649 |
| ARGENT | 12 | 0 | 187 | | 001000 FR GERM | 867 | 1,328 | 1,687 | 2,490 |
| MALAYSA | 14 | 0 | 125 | | 001000 SWITZLD | 189 | 140 | 387 | 355 |
| OTHERS | 37 | 0 | 348 | | 001000 POLAND | 310 | 1,365 | 688 | 3,306 |
| 2929125 VEGETABLE SAPS, EXTRACTS, NEC | | | | MT | 001000 ITALY | 197 | 143 | 357 | 277 |
| TOTAL | 705 | 0 | 2,978 | | 001000 ROMANIA | 1,091 | 0 | 2,478 | 0 |
| CANADA | 251 | 0 | 449 | | 001000 SRI LKA | 0 | 350 | 0 | 991 |
| MEXICO | 78 | 0 | 193 | | 001000 INDONESIA | 197 | 73 | 295 | 152 |
| BRAZIL | 45 | 0 | 200 | | 001000 KOR REP | 765 | 3,434 | 1,206 | 5,734 |
| U KING | 24 | 0 | 163 | | 001000 TAIWAN | 171 | 362 | 248 | 553 |
| FRANCE | 23 | 0 | 199 | | 001000 JAPAN | 466 | 204 | 710 | 423 |
| JAPAN | 55 | 0 | 571 | | 001000 OTHERS | 361 | 420 | 518 | 800 |
| AUSTRAL | 31 | 0 | 199 | | | | | | |
| OTHERS | 198 | 0 | 1,004 | | | | | | |
| 3001030 COTTON, STAPLE LGTH < 1 INCH | | | | MT | 3001550 COTTON, STAL LGTH 1 1/8 IN > | | | | |
| TOTAL | 176,207 | 158,504 | 199,861 | 197,295 | 001000 TOTAL | 128,178 | 98,865 | 176,641 | 159,688 |
| CANADA | 6,115 | 5,393 | 7,348 | 8,159 | 001000 CANADA | 7,255 | 6,287 | 9,558 | 10,056 |
| FRANCE | 1,318 | 1,227 | 1,649 | 1,808 | 001000 VENEZ | 1,039 | 0 | 1,638 | 0 |
| FR GERM | 615 | 213 | 815 | 342 | 001000 ARGENT | 2 | 432 | 3 | 723 |
| SWITZLD | 1,488 | 1,000 | 1,627 | 1,403 | 001000 U KING | 2,973 | 3,184 | 4,356 | 5,830 |
| ITALY | 56 | 771 | 60 | 1,261 | 001000 IRELAND | 38 | 2,482 | 54 | 4,123 |
| BNGLDSh | 8,170 | 0 | 9,241 | 0 | 001000 NETHLDs | 1,722 | 1,320 | 2,225 | 2,122 |
| THAILND | 8,214 | 12,816 | 10,220 | 16,578 | 001000 BELGIUM | 652 | 367 | 954 | 750 |
| MALAYSA | 1,277 | 1,367 | 1,565 | 1,670 | 001000 FRANCE | 4,995 | 2,341 | 7,149 | 3,884 |
| SINGAPR | 1,122 | 335 | 1,430 | 422 | 001000 FR GERM | 5,311 | 3,364 | 7,874 | 6,132 |
| INDONESIA | 1,070 | 1,495 | 1,386 | 2,118 | 001000 AUSTRIA | 431 | 0 | 665 | 0 |
| PHIL R | 4,537 | 4,098 | 5,183 | 4,958 | 001000 SWITZLD | 7,493 | 5,477 | 11,131 | 9,104 |
| KOR REP | 26,203 | 23,293 | 29,132 | 28,491 | 001000 SPAIN | 8,415 | 7,861 | 11,797 | 13,102 |
| HG KONG | 17,253 | 7,455 | 19,411 | 9,610 | 001000 PORTUGL | 3,196 | 624 | 4,979 | 1,002 |
| TAIWAN | 46,085 | 43,125 | 50,873 | 49,185 | 001000 ITALY | 2,600 | 4,011 | 3,777 | 7,816 |
| JAPAN | 51,780 | 55,339 | 58,652 | 70,419 | 001000 GREECE | 3,792 | 372 | 5,406 | 695 |
| OTHERS | 986 | 577 | 1,264 | 871 | 001000 ROMANIA | 332 | 0 | 604 | 0 |
| | | | | | 001000 BNGLDSh | 2,523 | 2,268 | 3,866 | 4,237 |
| | | | | | 001000 SRI LKA | 2,068 | 750 | 4,045 | 1,500 |
| | | | | | 001000 THAILND | 332 | 2,495 | 796 | 3,968 |
| | | | | | 001000 MALAYSA | 941 | 413 | 1,332 | 714 |
| | | | | | 001000 SINGAPR | 252 | 421 | 305 | 687 |
| | | | | | 001000 INDONESIA | 4,732 | 6,233 | 6,321 | 11,112 |
| | | | | | 001000 PHIL R | 1,825 | 864 | 2,414 | 4,438 |
| | | | | | 001000 CHINA R | 13,185 | 4,576 | 16,879 | 6,984 |
| | | | | | 001000 KOR REP | 23,570 | 30,098 | 31,185 | 45,860 |
| | | | | | 001000 HG KONG | 4,884 | 3,069 | 6,759 | 4,655 |
| | | | | | 001000 TAIWAN | 7,388 | 3,179 | 8,924 | 4,649 |

TABLE 14 --U.S. AGRICULTURAL EXPORTS: QUANTITY AND VALUE, COMMODITY BY COUNTRY
FISCAL YEARS 1978 AND 1979--CONTINUED

| SCHED. B COUNTRY | QUANTITY | | VALUE | | SCHED. B COUNTRY | QUANTITY | | VALUE | |
|---------------------------------|----------|--------|--------------------|--------------------|---|----------|-------|--------------------|--------------------|
| | 1978 | 1979 | 1978 1,000 DOL. | 1979 1,000 DOL. | | 1978 | 1979 | 1978 1,000 DOL. | 1979 1,000 DOL. |
| JAPAN | 15,080 | 5,390 | 20,321 | 8,887 | TAIWAN | 3,201 | 0 | 1,159 | 0 |
| OTHERS | 950 | 987 | 1,324 | 1,258 | JAPAN | 26,478 | 0 | 10,044 | 0 |
| | | | | | MOROCCO | 4,928 | 0 | 1,914 | 0 |
| 3003011 LINTERS, FELT GRADE 1-7 | | | | | ALGERIA | 10,366 | 0 | 3,855 | 0 |
| TOTAL | 15,082 | 9,890 | 2,444 | 2,125 | EGYPT | 26,576 | 0 | 14,661 | 0 |
| CANADA | 6,859 | 6,842 | 1,142 | 1,422 | CAMROON | 1,398 | 0 | 740 | 0 |
| NETHLS | 0 | 424 | 0 | 122 | GHANA | 5,109 | 0 | 2,041 | 0 |
| FR GERM | 7,307 | 592 | 390 | 162 | NIGERIA | 9,397 | 0 | 3,427 | 0 |
| JAPAN | 5,386 | 1,610 | 807 | 286 | TN ZANIA | 1,182 | 0 | 502 | 0 |
| OTHERS | 530 | 422 | 105 | 133 | MALAGAS | 1,500 | 0 | 655 | 0 |
| | | | | | REP SAF | 3,793 | 0 | 1,600 | 0 |
| | | | | | OTHERS | 6,071 | 0 | 2,649 | 0 |
| 3003021 LINTERS, OTHER | | | | | | | | | |
| TOTAL | 45,645 | 44,680 | 10,766 | 10,726 | 4212040 OIL-SOYBEAN SALAD, NOT RELIEF | | | | |
| CANADA | 2,914 | 3,755 | 568 | 824 | TOTAL | 31,849 | 0 | 18,723 | 0 |
| MEXICO | 13,856 | 5,030 | 2,572 | 1,087 | JAMAICA | 1,811 | 0 | 954 | 0 |
| BELGIUM | 0 | 2,844 | 0 | 380 | TRINID | 594 | 0 | 405 | 0 |
| FR GERM | 11,874 | 10,618 | 2,001 | 3,107 | COLOMB | 4,568 | 0 | 2,893 | 0 |
| GERM DR | 2,833 | 4,567 | 327 | 586 | INDIA | 4,866 | 0 | 2,493 | 0 |
| JAPAN | 12,710 | 16,492 | 4,788 | 4,060 | BNGLDSH | 11,624 | 0 | 6,845 | 0 |
| OTHERS | 1,458 | 1,388 | 590 | 682 | HG KONG | 1,348 | 0 | 740 | 0 |
| | | | | | AUSTRAL | 838 | 0 | 508 | 0 |
| 3069000 HAIR, MOHAIR | | | | | N ZEAL | 1,459 | 0 | 873 | 0 |
| TOTAL | 3,200 | 2,793 | 22,854 | 29,475 | EGYPT | 3,972 | 0 | 2,351 | 0 |
| U KING | 2,485 | 1,878 | 16,924 | 19,140 | OTHERS | 777 | 0 | 661 | 0 |
| BELGIUM | 99 | 96 | 589 | 1,064 | | | | | |
| FRANCE | 123 | 287 | 1,325 | 3,336 | 4218010 OIL-SOFT SALAD, CRUDE, NEC | | | | |
| FR GERM | 125 | 69 | 825 | 428 | TOTAL | 4,065 | 0 | 1,937 | 0 |
| SWITZLD | 33 | 0 | 335 | 0 | FR GERM | 2,399 | 0 | 1,106 | 0 |
| SPAIN | 167 | 102 | 1,622 | 1,516 | AUSTRAL | 1,492 | 0 | 749 | 0 |
| ITALY | 88 | 145 | 558 | 1,206 | OTHERS | 174 | 0 | 82 | 0 |
| JAPAN | 45 | 150 | 484 | 2,137 | | | | | |
| REP SAF | 0 | 36 | 0 | 453 | 4218040 OIL-SOFT SALAD, NEC, NOT RELIEF | | | | |
| OTHERS | 35 | 30 | 192 | 196 | TOTAL | 3,683 | 0 | 1,915 | 0 |
| | | | | | NETHLS | 2,169 | 0 | 1,111 | 0 |
| 3069500 HAIR, OTHER | | | | | AUSTRAL | 1,470 | 0 | 754 | 0 |
| TOTAL | 170 | 150 | 5,384 | 4,313 | OTHERS | 44 | 0 | 50 | 0 |
| MEXICO | 0 | 4 | 0 | 183 | | | | | |
| U KING | 102 | 61 | 3,409 | 2,415 | 4229020 OIL-CORN | | | | |
| BELGIUM | 8 | 15 | 237 | 183 | TOTAL | 9,732 | 0 | 8,884 | 0 |
| FRANCE | 12 | 15 | 427 | 293 | CANADA | 2,924 | 0 | 2,115 | 0 |
| FR GERM | 9 | 11 | 173 | 67 | JAMAICA | 340 | 0 | 278 | 0 |
| SWITZLD | 8 | 7 | 295 | 265 | NETHLS | 2,384 | 0 | 1,479 | 0 |
| ITALY | 21 | 15 | 694 | 603 | BELGIUM | 561 | 0 | 313 | 0 |
| KOR REP | 1 | 3 | 50 | 126 | IRAN | 414 | 0 | 636 | 0 |
| OTHERS | 9 | 19 | 99 | 178 | KUWAIT | 177 | 0 | 250 | 0 |
| | | | | | S ARAB | 2,310 | 0 | 3,024 | 0 |
| 4113220 TALLOW, INEDIBLE | | | | | OTHERS | 622 | 0 | 789 | 0 |
| TOTAL | 297,129 | 0 | 119,152 | 0 | | | | | |
| MEXICO | 6,788 | 0 | 2,858 | 0 | 4229030 OIL-FIXED VEGETABLE, NEC | | | | |
| GUATMAL | 2,401 | 0 | 1,024 | 0 | TOTAL | 6,102 | 0 | 4,917 | 0 |
| SALVADR | 3,137 | 0 | 1,362 | 0 | CANADA | 1,183 | 0 | 891 | 0 |
| HONDURA | 1,392 | 0 | 550 | 0 | NETHLS | 3,004 | 0 | 2,242 | 0 |
| NICARAG | 1,831 | 0 | 761 | 0 | BELGIUM | 456 | 0 | 331 | 0 |
| JAMAICA | 2,174 | 0 | 825 | 0 | AUSTRAL | 796 | 0 | 720 | 0 |
| HAITI | 2,011 | 0 | 744 | 0 | OTHERS | 661 | 0 | 733 | 0 |
| DOM REP | 4,683 | 0 | 2,267 | 0 | | | | | |
| COLOMB | 6,510 | 0 | 2,317 | 0 | 4312030 FATS, OILS, NEC-HYDROGENATED | | | | |
| VENEZ | 6,949 | 0 | 2,765 | 0 | TOTAL | 2,503 | 0 | 2,075 | 0 |
| ECUADOR | 1,245 | 0 | 423 | 0 | CANADA | 1,989 | 0 | 1,328 | 0 |
| PERU | 1,752 | 0 | 761 | 0 | U KING | 109 | 0 | 132 | 0 |
| BRAZIL | 8,492 | 0 | 3,354 | 0 | S ARAB | 18 | 0 | 149 | 0 |
| URUGUAY | 1,997 | 0 | 802 | 0 | OTHERS | 387 | 0 | 466 | 0 |
| U KING | 15,941 | 0 | 6,033 | 0 | | | | | |
| NETHLS | 21,976 | 0 | 7,633 | 0 | 4313120 FATTY ACIDS, EXCEPT TALL OIL | | | | |
| BELGIUM | 13,683 | 0 | 4,732 | 0 | TOTAL | 2,899 | 0 | 2,941 | 0 |
| FRANCE | 8,797 | 0 | 3,332 | 0 | CANADA | 382 | 0 | 485 | 0 |
| FR GERM | 19,429 | 0 | 6,641 | 0 | MEXICO | 586 | 0 | 621 | 0 |
| SWITZLD | 2,690 | 0 | 992 | 0 | JAPAN | 399 | 0 | 396 | 0 |
| POLAND | 2,274 | 0 | 869 | 0 | AUSTRAL | 62 | 0 | 153 | 0 |
| SPAIN | 7,287 | 0 | 2,725 | 0 | OTHERS | 1,470 | 0 | 1,366 | 0 |
| ITALY | 5,747 | 0 | 2,304 | 0 | | | | | |
| TURKEY | 1,850 | 0 | 780 | 0 | 4315720 MONOSODIUM GLUTAMATE | | | | |
| LEBANON | 2,418 | 0 | 954 | 0 | TOTAL | 1,149 | 1,673 | 1,477 | 2,222 |
| IRAQ | 1,995 | 0 | 812 | 0 | CANADA | 203 | 186 | 267 | 266 |
| INDIA | 3,811 | 0 | 1,509 | 0 | MEXICO | 700 | 1,058 | 957 | 1,628 |
| PAKISTN | 11,621 | 0 | 5,075 | 0 | OTHERS | 246 | 429 | 253 | 328 |
| PHIL R | 1,823 | 0 | 789 | 0 | | | | | |
| CHINA H | 5,100 | 0 | 2,550 | 0 | | | | | |
| KOR REP | 19,326 | 0 | 7,392 | 0 | | | | | |

TABLE 11 --U.S. AGRICULTURAL EXPORTS: QUANTITY AND VALUE, COMMODITY BY COUNTRY
FISCAL YEARS 1978 AND 1979--CONTINUED

| SCHED. B COUNTRY | QUANTITY | | VALUE | | SCHED. B COUNTRY | QUANTITY | | VALUE | |
|--|----------|-------|------------|------------|-----------------------|----------|--------|------------|------------|
| | 1978 | 1979 | 1978 | 1979 | | 1978 | 1979 | 1978 | 1979 |
| | | | 1,000 DOL. | 1,000 DOL. | | | | 1,000 DOL. | 1,000 DOL. |
| 4341010 ANIMAL, NAT DRUGS, CRUDE, GLANDS | MT | | | | JAPAN | 4 | 29 | 172 | 365 |
| TOTAL | 2,350 | 2,885 | 7,783 | 11,352 | OTHERS | 46 | 68 | 401 | 804 |
| CANADA | 3 | 66 | 11 | 260 | 4352500 RENNET | | | | |
| DENMARK | 1,626 | 2,145 | 5,585 | 8,126 | TOTAL | 260 | 396 | 2,913 | 4,335 |
| U KING | 173 | 192 | 523 | 430 | CANADA | 197 | 237 | 1,235 | 1,273 |
| NETHLOS | 3 | 68 | 13 | 380 | ECUADOR | 1 | 4 | 150 | 295 |
| FRANCE | 174 | 42 | 616 | 315 | BELGIUM | 9 | 54 | 67 | 672 |
| FR GERM | 62 | 92 | 414 | 597 | FRANCE | 22 | 39 | 518 | 1,014 |
| JAPAN | 167 | 214 | 351 | 917 | OTHERS | 31 | 62 | 943 | 1,081 |
| OTHERS | 142 | 66 | 270 | 315 | | | | | |
| 4341020 ANIMAL, NAT DRUGS, CR, BILE ETC | MT | | | | 4352600 ENZYMES | | | | |
| TOTAL | 193 | 241 | 1,161 | 1,982 | TOTAL | 995 | 1,143 | 18,618 | 24,335 |
| CANADA | 17 | 20 | 60 | 100 | CANADA | 228 | 241 | 1,696 | 2,583 |
| DENMARK | 21 | 50 | 57 | 113 | MEXICO | 76 | 55 | 1,510 | 1,328 |
| NETHLOS | 1 | 6 | 18 | 119 | JAMAICA | 17 | 11 | 262 | 12 |
| FRANCE | 23 | 95 | 95 | 558 | COLOMB | 17 | 8 | 309 | 310 |
| ITALY | 74 | 35 | 195 | 104 | VENEZ | 63 | 63 | 673 | 621 |
| JAPAN | 56 | 25 | 659 | 858 | PERU | 26 | 27 | 527 | 458 |
| OTHERS | 21 | 10 | 77 | 130 | BRAZIL | 11 | 17 | 1,380 | 2,328 |
| 4343010 ANIMAL, NAT DRUGS, ADV, LIVER | MT | | | | ARGENT | 17 | 68 | 296 | 553 |
| TOTAL | 35 | 67 | 794 | 1,519 | U KING | 68 | 89 | 1,395 | 1,939 |
| CANADA | 4 | 8 | 79 | 110 | IRELAND | 4 | 14 | 145 | 688 |
| IRELAND | 0 | 30 | 0 | 568 | NETHLOS | 31 | 25 | 297 | 133 |
| SPAIN | 10 | 7 | 385 | 438 | BELGIUM | 51 | 10 | 348 | 174 |
| ITALY | 8 | 3 | 179 | 168 | FRANCE | 19 | 67 | 1,015 | 1,396 |
| JAPAN | 3 | 7 | 45 | 111 | FR GERM | 82 | 32 | 720 | 1,378 |
| OTHERS | 10 | 12 | 186 | 124 | SWITZLD | 4 | 6 | 294 | 362 |
| 4343050 ANIMAL, NAT DRUGS, ADV, OTHER | MT | | | | SPAIN | 8 | 17 | 450 | 812 |
| TOTAL | 183 | 140 | 7,591 | 11,626 | ITALY | 10 | 26 | 743 | 2,164 |
| CANADA | 64 | 38 | 721 | 669 | YUGOSLV | 1 | 2 | 640 | 1,119 |
| MEXICO | 3 | 14 | 235 | 273 | SINGAPR | 2 | 4 | 84 | 246 |
| U KING | 2 | 9 | 2,056 | 3,997 | PHIL R | 18 | 27 | 212 | 140 |
| IRELAND | 1 | 1 | 1 | 309 | KOR REP | 6 | 0 | 324 | 360 |
| NETHLOS | 13 | 11 | 810 | 835 | JAPAN | 26 | 66 | 2,798 | 2,487 |
| FRANCE | 12 | 5 | 1,334 | 2,092 | AUSTRAL | 33 | 37 | 532 | 484 |
| FR GERM | 13 | 13 | 50 | 494 | OTHERS | 177 | 231 | 1,976 | 2,348 |
| POLAND | 7 | 9 | 316 | 299 | 4352800 YEAST | | | | |
| U.S.S.R | 0 | 0 | 0 | 585 | TOTAL | 2,990 | 3,453 | 4,204 | 4,918 |
| IRAN | 2 | 1 | 266 | 99 | CANADA | 1,107 | 1,502 | 903 | 1,376 |
| JAPAN | 20 | 17 | 1,075 | 870 | U KING | 148 | 263 | 133 | 277 |
| OTHERS | 45 | 22 | 727 | 1,104 | SWITZLD | 56 | 73 | 229 | 325 |
| 4345010 VEG DRUGS, CRUDE, GINSENG | MT | | | | PHIL R | 82 | 166 | 146 | 304 |
| TOTAL | 38 | 124 | 4,580 | 21,151 | HG KONG | 133 | 279 | 240 | 560 |
| FR GERM | 2 | 5 | 187 | 399 | JAPAN | 144 | 183 | 220 | 325 |
| SINGAPR | 0 | 8 | 1 | 1,599 | NIGERIA | 672 | 22 | 1,204 | 70 |
| CHINA M | 2 | 4 | 265 | 433 | OTHERS | 648 | 965 | 1,129 | 1,681 |
| HG KONG | 33 | 104 | 4,054 | 18,488 | 4460505 RUBBER, LATEX | | | | |
| OTHERS | 1 | 3 | 73 | 232 | TOTAL | 2,840 | 6,629 | 2,921 | 5,961 |
| 4345050 VEG DRUGS, OTHER | MT | | | | CANADA | 1,016 | 2,929 | 752 | 2,162 |
| TOTAL | 317 | 611 | 848 | 2,263 | MEXICO | 266 | 318 | 249 | 341 |
| CANADA | 57 | 52 | 292 | 166 | C RICA | 116 | 129 | 123 | 147 |
| NETHLOS | 14 | 22 | 71 | 32 | PANAMA | 25 | 130 | 18 | 145 |
| FRANCE | 26 | 109 | 30 | 148 | DOM RFP | 73 | 818 | 76 | 615 |
| FR GERM | 78 | 138 | 128 | 555 | COLOMB | 120 | 215 | 131 | 214 |
| ITALY | 62 | 169 | 83 | 298 | VENEZ | 306 | 614 | 275 | 663 |
| JAPAN | 22 | 29 | 123 | 776 | U KING | 259 | 302 | 311 | 345 |
| OTHERS | 48 | 92 | 121 | 288 | BELGIUM | 25 | 3 | 65 | 34 |
| 4346010 VEG DRUGS, ADV, GINSENG | MT | | | | SWITZLD | 0 | 800 | 0 | 634 |
| TOTAL | 1,060 | 166 | 778 | 5,709 | IRAN | 0 | 45 | 0 | 125 |
| CANADA | 1,051 | 110 | 100 | 91 | NIGERIA | 64 | 0 | 385 | 0 |
| FR GERM | 0 | 7 | 0 | 518 | REP SAF | 174 | 2 | 235 | 8 |
| HG KONG | 4 | 41 | 484 | 4,896 | OTHERS | 396 | 324 | 301 | 528 |
| NIGERIA | 3 | 0 | 166 | 204 | 4460515 RUBBER, OTHER | | | | |
| OTHERS | 2 | 8 | 28 | 204 | TOTAL | 11,269 | 10,113 | 14,370 | 13,059 |
| 4346050 VEG DRUGS, ADV, OTHER | MT | | | | CANADA | 3,896 | 3,793 | 4,155 | 4,438 |
| TOTAL | 104 | 170 | 1,182 | 2,145 | JAMAICA | 165 | 906 | 150 | 419 |
| CANADA | 35 | 30 | 332 | 291 | VENEZ | 654 | 235 | 707 | 357 |
| BRAZIL | 3 | 18 | 10 | 143 | CHILE | 386 | 455 | 374 | 619 |
| ARGENT | 0 | 0 | 61 | 2 | DENMARK | 328 | 19 | 375 | 27 |
| FRANCE | 10 | 15 | 126 | 197 | FRANCE | 183 | 86 | 550 | 512 |
| FR GERM | 5 | 6 | 78 | 117 | FR GERM | 374 | 357 | 477 | 554 |
| HG KONG | 1 | 4 | 2 | 228 | IRAN | 179 | 263 | 200 | 412 |
| | | | | | PHIL R | 551 | 474 | 743 | 765 |
| | | | | | KOR RFP | 237 | 113 | 293 | 215 |
| | | | | | TAIWAN | 68 | 414 | 82 | 337 |

TABLE 11 --U.S. AGRICULTURAL EXPORTS: QUANTITY AND VALUE, COMMODITY BY COUNTRY
FISCAL YEARS 1978 AND 1979--CONTINUED

| SCHED.B COUNTRY | QUANTITY | | VALUE | | SCHED.B COUNTRY | QUANTITY | | VALUE | |
|--|----------|-------|------------|------------|----------------------------|----------|-------|------------|------------|
| | 1978 | 1979 | 1978 | 1979 | | 1978 | 1979 | 1978 | 1979 |
| | | | 1,000 DOL. | 1,000 DOL. | | | | 1,000 DOL. | 1,000 DOL. |
| AUSTRAL | 254 | 78 | 474 | 174 | SWITZLD | 10 | 16 | 113 | 186 |
| NIGERIA | 691 | 20 | 1,615 | 22 | PHIL R | 8 | 2 | 249 | 184 |
| REP SAF | 674 | 823 | 759 | 942 | JAPAN | 42 | 61 | 433 | 961 |
| OTHERS | 2,629 | 2,077 | 3,416 | 3,266 | OTHERS | 111 | 225 | 864 | 1,054 |
| 4501500 LIQUID FLAVORS MT | | | | | 4524400 OIL, ORANGE MT | | | | |
| TOTAL | 6,614 | 7,121 | 32,065 | 43,746 | TOTAL | 3,115 | 3,835 | 3,714 | 5,535 |
| CANADA | 569 | 384 | 1,933 | 2,365 | CANADA | 78 | 63 | 157 | 125 |
| MEXICO | 337 | 128 | 1,312 | 1,404 | COLOMB | 17 | 53 | 80 | 192 |
| GUATHAL | 124 | 199 | 889 | 1,128 | VENEZ | 80 | 66 | 130 | 99 |
| C RICA | 95 | 104 | 626 | 808 | DENMARK | 28 | 65 | 49 | 117 |
| PANAMA | 243 | 181 | 751 | 739 | U KING | 379 | 226 | 292 | 293 |
| DOH REP | 122 | 185 | 534 | 771 | NETHLS | 439 | 516 | 384 | 496 |
| COLOMB | 206 | 223 | 1,585 | 1,941 | FRANCE | 207 | 285 | 268 | 511 |
| VENEZ | 129 | 153 | 1,103 | 1,199 | FR GERM | 372 | 506 | 318 | 814 |
| ECUADOR | 42 | 182 | 252 | 575 | SWITZLD | 252 | 379 | 252 | 471 |
| CHILE | 76 | 75 | 826 | 1,120 | INDIA | 92 | 163 | 127 | 231 |
| BRAZIL | 454 | 583 | 2,019 | 3,039 | JAPAN | 870 | 1,180 | 1,073 | 1,636 |
| ARGENT | 118 | 120 | 329 | 534 | OTHERS | 301 | 333 | 584 | 550 |
| FINLAND | 78 | 117 | 330 | 298 | 4525400 OIL, PEPPERMINT MT | | | | |
| U KING | 330 | 166 | 1,247 | 1,223 | TOTAL | 954 | 1,294 | 31,206 | 31,866 |
| IRELAND | 146 | 140 | 808 | 1,036 | CANADA | 49 | 43 | 1,535 | 1,157 |
| NETHLS | 116 | 240 | 433 | 907 | MEXICO | 35 | 46 | 1,252 | 1,629 |
| BELGIUM | 93 | 59 | 347 | 238 | VENEZ | 17 | 21 | 552 | 603 |
| FRANCE | 34 | 122 | 263 | 1,567 | SWEDEN | 5 | 10 | 220 | 329 |
| FR GERM | 196 | 172 | 1,329 | 1,280 | DENMARK | 6 | 20 | 243 | 479 |
| SWITZLD | 130 | 218 | 337 | 480 | U KING | 242 | 299 | 8,113 | 6,705 |
| SPAIN | 337 | 189 | 1,508 | 1,614 | NETHLS | 43 | 41 | 1,463 | 844 |
| ITALY | 68 | 168 | 473 | 1,143 | BELGIUM | 12 | 9 | 336 | 265 |
| MALAYSA | 21 | 62 | 287 | 580 | FRANCE | 98 | 111 | 3,103 | 2,919 |
| PHIL R | 342 | 477 | 1,907 | 3,351 | FR GERM | 67 | 76 | 2,539 | 1,969 |
| KOR REP | 73 | 189 | 800 | 1,879 | SWITZLD | 31 | 35 | 754 | 750 |
| HG KONG | 82 | 64 | 275 | 547 | ITALY | 13 | 24 | 541 | 627 |
| TAIWAN | 74 | 136 | 475 | 884 | PHIL R | 17 | 20 | 656 | 501 |
| JAPAN | 588 | 849 | 2,290 | 3,311 | KOR REP | 18 | 15 | 413 | 424 |
| AUSTRAL | 105 | 78 | 603 | 753 | HG KONG | 15 | 38 | 517 | 741 |
| REP SAF | 146 | 189 | 1,091 | 1,291 | JAPAN | 165 | 301 | 4,637 | 6,845 |
| OTHERS | 1,830 | 967 | 5,103 | 5,741 | AUSTRAL | 30 | 34 | 1,116 | 1,172 |
| 4503500 OTHER MT | | | | | 4525800 OIL, SPEARMINT MT | | | | |
| TOTAL | 1,602 | 1,969 | 10,928 | 13,620 | TOTAL | 437 | 568 | 11,941 | 12,422 |
| CANADA | 325 | 356 | 2,516 | 2,628 | CANADA | 32 | 39 | 978 | 1,054 |
| MEXICO | 64 | 50 | 467 | 278 | MEXICO | 17 | 22 | 621 | 646 |
| GUATHAL | 70 | 36 | 283 | 256 | BRAZIL | 12 | 24 | 280 | 443 |
| COLOMB | 29 | 57 | 337 | 542 | U KING | 82 | 98 | 2,411 | 2,071 |
| VENEZ | 67 | 145 | 530 | 1,102 | NETHLS | 11 | 11 | 338 | 236 |
| CHILE | 19 | 63 | 134 | 338 | FRANCE | 80 | 106 | 1,917 | 2,168 |
| U KING | 113 | 90 | 1,135 | 1,057 | FR GERM | 26 | 34 | 584 | 539 |
| IRELAND | 11 | 122 | 291 | 249 | ITALY | 18 | 30 | 586 | 607 |
| NETHLS | 69 | 186 | 200 | 432 | HG KONG | 9 | 42 | 184 | 597 |
| FRANCE | 26 | 56 | 160 | 414 | JAPAN | 76 | 75 | 2,038 | 1,736 |
| FR GERM | 176 | 49 | 675 | 405 | AUSTRAL | 12 | 14 | 339 | 375 |
| SPAIN | 6 | 18 | 210 | 349 | OTHERS | 62 | 81 | 1,665 | 1,950 |
| PHIL R | 38 | 70 | 220 | 229 | 4526000 OIL, OTHER MT | | | | |
| JAPAN | 73 | 94 | 1,234 | 1,673 | TOTAL | 1,138 | 2,211 | 13,096 | 21,734 |
| AUSTRAL | 34 | 33 | 205 | 299 | CANADA | 54 | 248 | 934 | 1,516 |
| REP SAF | 43 | 16 | 260 | 242 | MEXICO | 78 | 129 | 964 | 1,719 |
| OTHERS | 439 | 528 | 2,071 | 3,175 | C RICA | 16 | 11 | 387 | 189 |
| 4522000 OIL, CEDARWOOD, CLOVE, NUTMEG MT | | | | | 4523400 OIL, LEMON MT | | | | |
| TOTAL | 429 | 550 | 2,332 | 2,777 | TOTAL | 584 | 670 | 6,897 | 7,920 |
| CANADA | 11 | 11 | 217 | 271 | CANADA | 58 | 40 | 684 | 348 |
| MEXICO | 40 | 20 | 202 | 202 | MEXICO | 6 | 30 | 27 | 223 |
| U KING | 106 | 119 | 507 | 679 | ECUADOR | 6 | 15 | 887 | 1,896 |
| NETHLS | 38 | 94 | 123 | 271 | U KING | 273 | 224 | 3,007 | 2,717 |
| FRANCE | 114 | 142 | 552 | 476 | IRELAND | 23 | 1 | 418 | 43 |
| SWITZLD | 25 | 45 | 99 | 260 | FRANCE | 47 | 56 | 215 | 308 |
| SPAIN | 4 | 5 | 121 | 29 | 4526000 OIL, OTHER MT | | | | |
| JAPAN | 29 | 66 | 135 | 315 | TOTAL | 1,138 | 2,211 | 13,096 | 21,734 |
| OTHERS | 62 | 48 | 376 | 274 | CANADA | 54 | 248 | 934 | 1,516 |
| 4523400 OIL, LEMON MT | | | | | 4526000 OIL, OTHER MT | | | | |
| TOTAL | 584 | 670 | 6,897 | 7,920 | TOTAL | 1,138 | 2,211 | 13,096 | 21,734 |
| CANADA | 58 | 40 | 684 | 348 | CANADA | 54 | 248 | 934 | 1,516 |
| MEXICO | 6 | 30 | 27 | 223 | MEXICO | 78 | 129 | 964 | 1,719 |
| ECUADOR | 6 | 15 | 887 | 1,896 | C RICA | 16 | 11 | 387 | 189 |
| U KING | 273 | 224 | 3,007 | 2,717 | BAHAMAS | 21 | 9 | 194 | 184 |
| IRELAND | 23 | 1 | 418 | 43 | COLOMB | 20 | 49 | 274 | 508 |
| FRANCE | 47 | 56 | 215 | 308 | VENEZ | 43 | 15 | 604 | 373 |
| | | | | | PERU | 9 | 6 | 156 | 142 |
| | | | | | BRAZIL | 25 | 44 | 379 | 726 |
| | | | | | ARGENT | 15 | 43 | 205 | 687 |
| | | | | | U KING | 159 | 345 | 1,870 | 3,540 |
| | | | | | IRELAND | 0 | 15 | 11 | 354 |
| | | | | | NETHLS | 62 | 88 | 291 | 1,136 |
| | | | | | BELGIUM | 13 | 43 | 96 | 244 |
| | | | | | FRANCE | 207 | 331 | 2,158 | 2,707 |
| | | | | | FR GERM | 69 | 64 | 477 | 698 |
| | | | | | SWITZLD | 13 | 51 | 258 | 230 |
| | | | | | SPAIN | 33 | 111 | 143 | 683 |
| | | | | | ITALY | 2 | 20 | 25 | 265 |
| | | | | | PHIL R | 31 | 28 | 339 | 650 |
| | | | | | HG KONG | 24 | 42 | 319 | 453 |

TABLE 11 --U.S. AGRICULTURAL EXPORTS: QUANTITY AND VALUE, COMMODITY BY COUNTRY
FISCAL YEARS 1978 AND 1979--CONTINUED

| SCHED. B COUNTRY | QUANTITY | | VALUE | | SCHED. B COUNTRY | QUANTITY | | VALUE | |
|-----------------------|----------|------|--------------------|--------------------|---|----------|--------|--------------------|--------------------|
| | 1978 | 1979 | 1978 1,000 DOL. | 1979 1,000 DOL. | | 1978 | 1979 | 1978 1,000 DOL. | 1979 1,000 DOL. |
| JAPAN | 90 | 170 | 1,406 | 1,783 | IRAN | 37 | 42 | 84 | 130 |
| AUSTRAL | 22 | 26 | 302 | 360 | OTHERS | 110 | 124 | 416 | 470 |
| REP SAF | 5 | 22 | 74 | 284 | | | | | |
| OTHERS | 127 | 301 | 1,230 | 2,333 | | | | | |
| 4550300 PECTIN | | | | | 4923000 DEXTRINE, SOLUBLE ETC | | | | |
| TOTAL | 499 | 555 | 2,654 | 3,624 | TOTAL | 2,998 | 3,771 | 1,674 | 2,416 |
| CANADA | 67 | 88 | 278 | 586 | CANADA | 1,816 | 2,062 | 868 | 1,131 |
| IRELAND | 9 | 36 | 81 | 334 | FR GERM | 37 | 76 | 87 | 166 |
| NETHLDs | 53 | 86 | 284 | 563 | ARAB EM | 229 | 0 | 187 | 0 |
| POLAND | 66 | 0 | 306 | 0 | OTHERS | 916 | 1,633 | 532 | 1,119 |
| KOR REP | 31 | 50 | 166 | 314 | | | | | |
| JAPAN | 107 | 128 | 599 | 741 | 4923510 LACTOSE | | | | |
| AUSTRAL | 35 | 47 | 172 | 270 | TOTAL | 3,422 | 10,727 | 1,796 | 5,686 |
| OTHERS | 129 | 128 | 768 | 816 | CANADA | 1,094 | 3,628 | 562 | 1,757 |
| | | | | | MEXICO | 1,290 | 2,017 | 432 | 995 |
| | | | | | COLOMB | 52 | 410 | 46 | 405 |
| | | | | | VENEZ | 50 | 146 | 42 | 99 |
| | | | | | PERU | 20 | 6 | 40 | 14 |
| | | | | | ARGENT | 40 | 0 | 39 | 0 |
| | | | | | SWEDEN | 0 | 782 | 0 | 0 |
| | | | | | U KING | 101 | 135 | 120 | 225 |
| | | | | | NETHLDs | 54 | 33 | 62 | 39 |
| | | | | | FR GERM | 36 | 28 | 42 | 36 |
| | | | | | KOR REP | 22 | 183 | 10 | 126 |
| | | | | | JAPAN | 244 | 2,477 | 138 | 1,200 |
| | | | | | REP SAF | 190 | 584 | 47 | 295 |
| | | | | | OTHERS | 229 | 298 | 216 | 313 |
| | | | | | | | | | |
| | | | | | 4925410 WAXES, UNBLENDED | | | | |
| | | | | | TOTAL | 1,790 | 3,066 | 2,326 | 2,930 |
| | | | | | CANADA | 549 | 387 | 612 | 688 |
| | | | | | U KING | 83 | 50 | 200 | 108 |
| | | | | | NETHLDs | 141 | 97 | 223 | 368 |
| | | | | | BELGIUM | 381 | 73 | 142 | 141 |
| | | | | | FR GERM | 16 | 1,876 | 39 | 382 |
| | | | | | AUSTRAL | 66 | 62 | 132 | 152 |
| | | | | | OTHERS | 554 | 521 | 978 | 1,094 |
| | | | | | | | | | |
| | | | | | 5511080 OILS-ESSENTIAL, NEC, RESINOIDS | | | | |
| | | | | | TOTAL | 221 | 0 | 4,392 | 0 |
| | | | | | CANADA | 34 | 0 | 429 | 0 |
| | | | | | MEXICO | 12 | 0 | 238 | 0 |
| | | | | | VENEZ | 20 | 0 | 229 | 0 |
| | | | | | BRAZIL | 7 | 0 | 221 | 0 |
| | | | | | U KING | 73 | 0 | 836 | 0 |
| | | | | | FRANCE | 16 | 0 | 276 | 0 |
| | | | | | JAPAN | 30 | 0 | 481 | 0 |
| | | | | | OTHERS | 129 | 0 | 1,682 | 0 |
| | | | | | | | | | |
| | | | | | 5995110 CORN STARCH | | | | |
| | | | | | TOTAL | 7,976 | 0 | 3,118 | 0 |
| | | | | | CANADA | 3,495 | 0 | 1,400 | 0 |
| | | | | | JAMAICA | 1,260 | 0 | 259 | 0 |
| | | | | | U KING | 1,229 | 0 | 443 | 0 |
| | | | | | FR GERM | 249 | 0 | 163 | 0 |
| | | | | | OTHERS | 1,883 | 0 | 853 | 0 |
| | | | | | | | | | |
| | | | | | 5995405 EGG ALBUMIN | | | | |
| | | | | | TOTAL | 712 | 0 | 2,517 | 0 |
| | | | | | U KING | 60 | 0 | 341 | 0 |
| | | | | | FR GERM | 85 | 0 | 473 | 0 |
| | | | | | GREECE | 68 | 0 | 377 | 0 |
| | | | | | JAPAN | 456 | 0 | 1,114 | 0 |
| | | | | | OTHERS | 43 | 0 | 212 | 0 |
| | | | | | | | | | |
| | | | | | 5995860 VEGETABLE PROTEINS | | | | |
| | | | | | TOTAL | 7,030 | 0 | 6,637 | 0 |
| | | | | | CANADA | 186 | 0 | 252 | 0 |
| | | | | | COLOMB | 134 | 0 | 162 | 0 |
| | | | | | VENEZ | 231 | 0 | 214 | 0 |
| | | | | | SWEDEN | 162 | 0 | 143 | 0 |
| | | | | | DENMARK | 165 | 0 | 193 | 0 |
| | | | | | U KING | 380 | 0 | 491 | 0 |
| | | | | | NETHLDs | 167 | 0 | 231 | 0 |
| | | | | | BELGIUM | 1,471 | 0 | 1,460 | 0 |
| | | | | | POLAND | 2,045 | 0 | 716 | 0 |
| | | | | | SPAIN | 111 | 0 | 148 | 0 |
| | | | | | JAPAN | 824 | 0 | 1,468 | 0 |
| | | | | | REP SAF | 386 | 0 | 459 | 0 |
| | | | | | OTHERS | 768 | 0 | 708 | 0 |

TABLE 11--U.S. AGRICULTURAL EXPORTS: QUANTITY AND VALUE, COMMODITY BY COUNTRY
FISCAL YEARS 1978 AND 1979--CONTINUED

| SCHED.B COUNTRY | QUANTITY | | VALUE | | SCHED.B COUNTRY | QUANTITY | | VALUE | |
|---|----------|------|------------|------------|--------------------|----------|------|------------|------------|
| | 1978 | 1979 | 1,000 DOL. | 1,000 DOL. | | 1978 | 1979 | 1,000 DOL. | 1,000 DOL. |
| 8183100 FOOD PRODUCTS, NSPF, RELIEF --- | | | | | | | | | |
| TOTAL | 0 | 0 | 9,199 | 15,131 | | | | | |
| GUATHAL | 0 | 0 | 147 | 1,339 | | | | | |
| JAMAICA | 0 | 0 | 6 | 320 | | | | | |
| HAITI | 0 | 0 | 270 | 343 | | | | | |
| DOM REP | 0 | 0 | 113 | 1,771 | | | | | |
| ECUADOR | 0 | 0 | 231 | 335 | | | | | |
| PERU | 0 | 0 | 291 | 1,246 | | | | | |
| BOLIVIA | 0 | 0 | 684 | 439 | | | | | |
| CHILE | 0 | 0 | 521 | 828 | | | | | |
| JORDAN | 0 | 0 | 0 | 453 | | | | | |
| INDIA | 0 | 0 | 612 | 290 | | | | | |
| KOR REP | 0 | 0 | 191 | 426 | | | | | |
| MOROCCO | 0 | 0 | 1,697 | 740 | | | | | |
| SENEGAL | 0 | 0 | 1,153 | 2,459 | | | | | |
| GHANA | 0 | 0 | 703 | 1,056 | | | | | |
| U VOLTA | 0 | 0 | 1,254 | 4 | | | | | |
| CO BRAZ | 0 | 0 | 42 | 322 | | | | | |
| OTHERS | 0 | 0 | 1,284 | 2,760 | | | | | |

TABLE 12 --U.S. AGRICULTURAL EXPORTS: QUANTITY AND VALUE BY COMMODITY GROUP, FISCAL YEARS 1978 AND 1979

| COMMODITY GROUP | UNIT | QUANTITY | | VALUE | |
|---------------------------|------|------------|------------|--------------------|--------------------|
| | | 1978 | 1979 | 1978 1,000 DOL. | 1979 1,000 DOL. |
| WORLD | --- | --- | --- | 27,290,803 | 31,975,422 |
| ANIMALS & ANIMAL PRODUCTS | NA | --- | --- | 2,828,251 | 3,642,719 |
| ANIMALS-LIVE,EX POULTRY | NA | --- | --- | 137,501 | 150,007 |
| CATTLE | MNO | 121 | 88 | 87,421 | 81,183 |
| MEATS AND MEAT PRODUCTS | MT | 406,401 | 392,702 | 688,224 | 844,111 |
| MEATS-FRESH,FROZEN | MT | 379,947 | 367,794 | 633,014 | 784,829 |
| BEEF AND VEAL | MT | 50,979 | 53,201 | 172,457 | 223,041 |
| PORK | MT | 89,253 | 86,903 | 180,365 | 214,687 |
| VARIETY MEATS | MT | 185,573 | 170,368 | 188,957 | 237,477 |
| MEATS-PREP,PRES | MT | 26,454 | 24,908 | 55,209 | 59,283 |
| BEEF | MT | 2,587 | 3,704 | 5,437 | 12,474 |
| PORK | MT | 14,452 | 14,069 | 30,429 | 27,713 |
| POULTRY & POULTRY PRODS | NA | --- | --- | 331,763 | 368,130 |
| POULTRY-LIVE | NA | --- | --- | 34,244 | 41,527 |
| BABY CHICKS-BREEDER | MNO | 12,120 | 12,543 | 24,094 | 31,037 |
| BABY CHICKS-EX BRDR | MNO | 17,733 | 15,368 | 4,826 | 4,639 |
| POULTRY MEATS | MT | 194,484 | 208,389 | 203,489 | 244,538 |
| POULTRY MEAT-FR,FRZ | MT | 191,292 | 203,998 | 197,610 | 234,957 |
| CHICKENS | MT | 158,077 | 171,026 | 154,849 | 186,292 |
| TURKEYS | MT | 23,872 | 22,280 | 31,841 | 36,264 |
| POULTRY MEATS-PREP | MT | 3,192 | 4,391 | 5,879 | 9,581 |
| EGGS | NA | --- | --- | 75,021 | 67,447 |
| DAIRY PRODUCTS | NA | --- | --- | 155,809 | 116,128 |
| EVAP & COND MILK | MT | 16,845 | 18,135 | 10,656 | 12,782 |
| NONFAT DRY MILK | MT | 89,316 | 71,967 | 77,649 | 27,385 |
| BUTTER & ANHYDROUS | MT | 270 | 409 | 692 | 1,042 |
| CHFESE | MT | 4,944 | 5,012 | 14,645 | 15,573 |
| FATS,OILS AND GREASES | MT | 1,315,097 | 1,309,898 | 573,797 | 704,788 |
| LARD | MT | 59,931 | 43,782 | 32,738 | 28,394 |
| TALLOW-INEDIBLE | MT | 1,148,888 | 1,182,953 | 486,073 | 622,140 |
| HIDES AND SKINS | NA | --- | --- | 821,557 | 1,302,152 |
| CATTLE HIDES | MNO | 24,024 | 24,609 | 553,610 | 894,449 |
| CATTLE HIDES-WHOLE | MNO | 23,667 | 24,039 | 548,913 | 883,177 |
| HUPSKINS | NA | --- | --- | 209,785 | 323,668 |
| OTHER ANIMAL PRODUCTS | NA | --- | --- | 119,600 | 147,402 |
| GRAINS AND PREPARATIONS | NA | --- | --- | 10,909,971 | 12,609,625 |
| WHEAT AND PRODUCTS | MT | 33,626,693 | 32,979,762 | 4,138,653 | 4,862,010 |
| WHEAT AND WHEAT FLOUR | MT | 33,208,069 | 32,537,822 | 4,071,857 | 4,775,303 |
| WHEAT | MT | 31,812,554 | 31,340,135 | 3,876,490 | 4,576,863 |
| WHEAT FLOUR-GR EQ | MT | 1,395,515 | 1,197,687 | 195,367 | 198,440 |
| BULGUR & ROLLED WHEAT | MT | 416,025 | 437,471 | 65,261 | 84,182 |
| RICE | MT | 2,275,895 | 2,396,186 | 872,565 | 884,189 |
| FEED GRAINS & PRODUCTS | MT | 55,944,590 | 59,808,401 | 5,750,663 | 6,707,024 |
| FEED GRAINS | MT | 55,583,868 | 59,504,718 | 5,699,870 | 6,657,587 |
| BARLEY | MT | 860,941 | 344,134 | 84,126 | 41,593 |
| CORN | MT | 49,112,263 | 53,884,974 | 5,069,849 | 6,058,778 |
| GRAIN SORGHUMS | MT | 5,391,885 | 5,222,317 | 524,193 | 550,700 |
| OATS | MT | 218,779 | 53,293 | 21,702 | 6,526 |
| BLENDED FOOD PRODUCTS | MT | 169,607 | 192,224 | 61,428 | 62,958 |
| FRUITS AND PREPARATIONS | NA | --- | --- | 976,477 | 1,042,445 |
| FRESH | MT | 1,320,263 | 1,284,310 | 530,692 | 610,989 |
| CITRUS | MT | 866,905 | 799,639 | 305,620 | 353,625 |
| OTHER | MT | 453,358 | 484,671 | 224,072 | 257,364 |
| DRIED | MT | 118,024 | 75,988 | 151,061 | 126,292 |
| CANNED | MT | 178,245 | 138,225 | 114,423 | 105,477 |
| FRUIT JUICES | MLT | 285,325 | 333,666 | 165,523 | 171,241 |
| NUTS AND PREPARATIONS | NA | --- | --- | 287,707 | 448,572 |
| VEGETABLES & PREPARATIONS | NA | --- | --- | 649,012 | 756,246 |
| FRESH | MT | 798,951 | 777,627 | 216,114 | 218,811 |

TABLE 12--U.S. AGRICULTURAL EXPORTS: QUANTITY AND VALUE BY COMMODITY GROUP, FISCAL YEARS 1978 AND 1979--CONTINUED

| COMMODITY GROUP | UNIT | QUANTITY | | VALUE | |
|---------------------------|------|------------|------------|--------------------|--------------------|
| | | 1978 | 1979 | 1978 1,000 DOL. | 1979 1,000 DOL. |
| VEGETABLES-FROZEN | MT | 67,694 | 89,841 | 38,375 | 54,310 |
| PULSES | MT | 251,128 | 358,493 | 114,875 | 154,890 |
| DRIED BEANS | MT | 199,405 | 228,373 | 89,945 | 99,488 |
| DRIED PEAS | MT | 39,506 | 90,535 | 16,685 | 30,191 |
| DRIED LENTILS | MT | 12,217 | 39,585 | 8,245 | 25,211 |
| CANNED | MT | 124,280 | 145,762 | 90,308 | 116,426 |
| HOPS-INC EXTRACT EO | MT | 10,817 | 13,600 | 26,780 | 34,657 |
| FEEDS, FODDERS-EX OILCAKE | NA | --- | --- | 574,839 | 773,711 |
| CORN BYPRODUCTS | MT | 1,838,504 | 2,038,418 | 237,088 | 319,756 |
| ALFALFA MEAL AND CUBES | MT | 464,456 | 583,669 | 45,173 | 60,201 |
| OILSEEDS AND PRODUCTS | NA | --- | --- | 7,440,305 | 8,554,089 |
| OILCAKE AND MEAL | MT | 5,886,331 | 6,290,725 | 1,175,812 | 1,414,638 |
| SOYBEAN | MT | 5,562,231 | 5,996,261 | 1,120,894 | 1,364,929 |
| OILSEEDS | NA | --- | --- | 5,264,174 | 5,994,234 |
| SOYBEANS | MT | 19,686,287 | 20,194,255 | 4,749,049 | 5,444,382 |
| OILS AND WAXES-VEG | MT | 1,531,783 | 1,563,391 | 957,389 | 1,092,993 |
| OILS-SOYA, COTTONSEED | MT | 1,277,045 | 1,358,610 | 746,386 | 903,198 |
| SOYBEAN | MT | 932,923 | 1,058,930 | 540,755 | 705,677 |
| COTTONSEED | MT | 344,122 | 299,680 | 205,631 | 197,521 |
| TOBACCO-UNMANUFACTURED | MT | 272,488 | 286,838 | 1,131,794 | 1,292,243 |
| BURLFY | MT | 38,150 | 38,967 | 173,810 | 198,497 |
| FLUE-CURFD | MT | 172,614 | 188,346 | 839,348 | 959,995 |
| COTTON-EX LINTERS | MT | 1,144,811 | 1,340,671 | 1,693,725 | 1,896,193 |
| COTTON LINTERS | MT | 60,727 | 54,570 | 13,210 | 12,850 |
| ESSENTIAL OILS | MT | 8,619 | 11,097 | 84,804 | 95,875 |
| SEEDS-FIELD AND GARDEN | NA | --- | --- | 166,425 | 178,975 |
| OTHER VEGETABLE PRODS | NA | --- | --- | 534,284 | 671,870 |

TABLE 13 --U.S. AGRICULTURAL EXPORTS: QUANTITY AND VALUE, AREA BY COMMODITY GROUP, FISCAL YEARS 1978 AND 1979

| AREA AND COMMODITY GROUP | UNIT | QUANTITY | | VALUE | |
|-----------------------------|------|----------|---------|--------------------|--------------------|
| | | 1978 | 1979 | 1978 1,000 DOL. | 1979 1,000 DOL. |
| NORTH AMERICA | --- | --- | --- | 1,560,277 | 1,669,525 |
| ANIMALS & ANIMAL PRODUCTS | NA | --- | --- | 306,736 | 318,985 |
| ANIMALS-LIVE,EX POULTRY | NA | --- | --- | 27,689 | 25,072 |
| CATTLE | MNO | 41 | 27 | 19,125 | 14,835 |
| MEATS AND MEAT PRODUCTS | MT | 66,808 | 38,260 | 121,477 | 74,434 |
| MEATS-FRESH,FROZEN | MT | 58,154 | 34,261 | 104,759 | 65,472 |
| BEF AND VEAL | MT | 3,580 | 4,387 | 13,152 | 14,264 |
| PORK | MT | 46,972 | 24,191 | 83,041 | 44,366 |
| VARIETY MEATS | MT | 5,549 | 3,918 | 5,166 | 4,763 |
| MEATS-PREP,PRES | MT | 8,654 | 3,999 | 16,717 | 8,961 |
| PEEF | MT | 208 | 297 | 435 | 809 |
| PORK | MT | 6,182 | 3,006 | 12,290 | 6,127 |
| POULTRY & POULTRY PRODS | NA | --- | --- | 42,644 | 49,385 |
| POULTRY-LIVE | NA | --- | --- | 7,517 | 9,416 |
| BABY CHICKS-BREEDER | MNO | 2,627 | 3,029 | 2,083 | 3,081 |
| BABY CHICKS-EX BRDR | MNO | 6,431 | 5,679 | 2,161 | 1,926 |
| POULTRY MEATS | MT | 15,297 | 15,424 | 18,400 | 19,743 |
| POULTRY MEAT-FR,FRZ | MT | 13,849 | 13,502 | 15,818 | 15,955 |
| CHICKENS | MT | 11,552 | 10,318 | 12,935 | 11,046 |
| TURKEYS | MT | 1,430 | 2,224 | 1,819 | 3,249 |
| POULTRY MEATS-PREP | MT | 1,448 | 1,832 | 2,582 | 3,708 |
| EGGS | NA | --- | --- | 14,824 | 18,085 |
| DAIRY PRODUCTS | NA | --- | --- | 10,317 | 9,876 |
| EVAP & COND MILK | MT | 226 | 263 | 105 | 79 |
| NONFAT DRY MILK | MT | 341 | 271 | 295 | 199 |
| BUTTER & ANHYDROUS | MT | 17 | 11 | 47 | 31 |
| CHEESE | MT | 1,443 | 1,330 | 4,487 | 4,102 |
| FATS,OILS AND GREASES | MT | 31,001 | 18,639 | 18,342 | 12,654 |
| LARD | MT | 21,972 | 10,617 | 11,774 | 6,000 |
| TALLOW-INEDIBLE | MT | 903 | 1,971 | 412 | 975 |
| HIDES AND SKINS | NA | --- | --- | 70,776 | 129,748 |
| CATTLE HIDES | MNO | 970 | 1,209 | 19,203 | 35,933 |
| CATTLE HIDES-WHOLE | MNO | 902 | 1,250 | 18,579 | 35,165 |
| FURSKINS | NA | --- | --- | 43,745 | 85,981 |
| OTHER ANIMAL PRODUCTS | NA | --- | --- | 15,491 | 17,817 |
| GRAINS AND PREPARATIONS | NA | --- | --- | 94,117 | 112,289 |
| WHEAT AND PRODUCTS | MT | 6,220 | 6,271 | 997 | 1,226 |
| WHEAT AND WHEAT FLOUR | MT | 5,117 | 4,341 | 533 | 489 |
| WHEAT | MT | 0 | 91 | 0 | 13 |
| WHEAT FLOUR-GR EQ | MT | 5,117 | 4,250 | 533 | 476 |
| BULGUR & ROLLED WHEAT | MT | 256 | 0 | 84 | 0 |
| RICE | MT | 76,133 | 80,104 | 27,900 | 28,335 |
| FEED GRAINS & PRODUCTS | MT | 336,380 | 463,081 | 34,329 | 52,234 |
| FEED GRAINS | MT | 226,235 | 363,616 | 19,982 | 37,676 |
| CORN | MT | 225,009 | 361,108 | 19,875 | 37,388 |
| GRAIN SORGHUMS | MT | 1,226 | 2,508 | 107 | 288 |
| BLENDED FOOD PRODUCTS | MT | 709 | 855 | 208 | 241 |
| FRUITS AND PREPARATIONS | NA | --- | --- | 341,152 | 350,827 |
| FRESH | MT | 522,617 | 505,756 | 203,888 | 209,429 |
| CITRUS | MT | 244,103 | 209,622 | 80,991 | 79,141 |
| OTHER | MT | 278,514 | 296,134 | 122,896 | 130,288 |
| DRIED | MT | 13,269 | 10,540 | 16,478 | 15,143 |
| CANNED | MT | 56,010 | 46,745 | 34,281 | 33,172 |
| FRUIT JUICES | MLT | 166,699 | 198,220 | 78,759 | 84,493 |
| NUTS AND PREPARATIONS | NA | --- | --- | 23,181 | 46,908 |
| VEGETABLES & PREPARATIONS | NA | --- | --- | 247,354 | 244,569 |
| FRESH | MT | 669,259 | 639,311 | 174,602 | 167,011 |
| VEGETABLES-FROZEN | MT | 11,386 | 15,014 | 5,174 | 7,422 |
| PULSFS | MT | 18,396 | 15,196 | 8,405 | 7,227 |

TABLE 13 -- U.S. AGRICULTURAL EXPORTS: QUANTITY AND VALUE, AREA BY COMMODITY GROUP, FISCAL YEARS 1978 AND 1979--CONTINUED

| AREA AND COMMODITY GROUP | UNIT | QUANTITY | | VALUE | |
|-----------------------------|------|----------|---------|--------------------|--------------------|
| | | 1978 | 1979 | 1978 1,000 DOL. | 1979 1,000 DOL. |
| DRIED BEANS | MT | 16,579 | 11,665 | 7,343 | 4,600 |
| DRIED PEAS | MT | 1,284 | 1,258 | 472 | 496 |
| DRIED LENTILS | MT | 531 | 2,273 | 590 | 2,131 |
| CANNED | MT | 32,145 | 37,175 | 21,987 | 28,858 |
| HOPS-INC EXTRACT EQ | MT | 1,849 | 1,818 | 2,225 | 2,343 |
| FEEDS,FOODERS-EX OILCAKE | NA | --- | --- | 36,313 | 42,440 |
| CORN BYPRODUCTS | MT | 35,692 | 15,637 | 3,659 | 1,909 |
| ALFALFA MEAL AND CURFS | MT | 23,345 | 64,346 | 1,599 | 4,048 |
| OILSEEDS AND PRODUCTS | NA | --- | --- | 247,467 | 283,389 |
| OILCAKE AND MEAL | MT | 349,046 | 418,844 | 79,770 | 101,850 |
| SOYBEAN | MT | 339,464 | 414,038 | 77,296 | 100,657 |
| OILSEEDS | NA | --- | --- | 112,266 | 135,560 |
| SOYBEANS | MT | 281,089 | 376,039 | 67,187 | 99,869 |
| OILS AND WAXES-VEG | MT | 74,631 | 58,121 | 53,108 | 43,016 |
| OILS-SOYA,COTTONSEED | MT | 31,886 | 26,850 | 17,826 | 16,207 |
| SOYBEAN | MT | 27,735 | 20,889 | 15,534 | 13,060 |
| COTTONSEED | MT | 4,151 | 5,961 | 2,292 | 3,047 |
| TOBACCO,UNMANUFACTURED | MT | 1,424 | 1,985 | 3,453 | 5,274 |
| RURLFY | MT | 59 | 4 | 98 | 20 |
| FLUE-CURED | MT | 127 | 270 | 776 | 1,620 |
| COTTON-EX LINTERS | MT | 39,939 | 49,576 | 54,021 | 76,471 |
| COTTON LINTERS | MT | 9,773 | 10,597 | 1,710 | 2,247 |
| ESSENTIAL OILS | MT | 642 | 800 | 7,483 | 7,099 |
| SEEDS-FIELD AND GARDEN | NA | --- | --- | 27,530 | 25,624 |
| OTHER VEGETABLE PRODS | NA | --- | --- | 159,762 | 153,405 |
| LATIN AMERICA,INC CARIBBEAN | --- | --- | --- | 2,757,439 | 3,371,681 |
| ANIMALS & ANIMAL PRODUCTS | NA | --- | --- | 461,173 | 569,293 |
| ANIMALS-LIVE,EX POULTRY | NA | --- | --- | 39,438 | 39,457 |
| CATTLE | MNO | 32 | 33 | 24,471 | 29,251 |
| MEATS AND MEAT PRODUCTS | MT | 57,684 | 62,769 | 87,923 | 98,957 |
| MEATS-FRESH,FROZEN | MT | 46,476 | 49,895 | 54,844 | 73,347 |
| PEEF AND VEAL | MT | 7,043 | 7,007 | 23,742 | 29,232 |
| PORK | MT | 17,707 | 17,626 | 22,374 | 21,133 |
| VARIETY MEATS | MT | 20,858 | 24,649 | 16,580 | 21,076 |
| MEATS-PREP,PPRES | MT | 11,298 | 12,874 | 23,085 | 25,610 |
| PEEF | MT | 823 | 1,222 | 1,499 | 2,282 |
| PORK | MT | 7,013 | 9,106 | 14,852 | 14,785 |
| POULTRY & POULTRY PRODS | NA | --- | --- | 85,750 | 98,303 |
| POULTRY-LIVE | NA | --- | --- | 11,905 | 14,860 |
| BABY CHICKS-BREEDER | MNO | 3,812 | 3,852 | 7,540 | 11,025 |
| BABY CHICKS-EX BROR | MNO | 11,079 | 9,477 | 2,530 | 2,622 |
| POULTRY MEATS | MT | 62,273 | 69,471 | 53,537 | 62,999 |
| POULTRY MEAT-FR,FRZ | MT | 61,708 | 69,096 | 52,865 | 42,238 |
| CHICKENS | MT | 57,710 | 65,712 | 48,194 | 57,326 |
| TURKEYS | MT | 1,810 | 2,464 | 2,281 | 3,709 |
| POULTRY MEATS-PREP | MT | 565 | 375 | 673 | 762 |
| EGGS | NA | --- | --- | 20,252 | 20,393 |
| DAIRY PRODUCTS | NA | --- | --- | 50,859 | 52,092 |
| EVAP & COND MILK | MT | 14,492 | 16,018 | 8,922 | 11,035 |
| NONFAT DRY MILK | MT | 29,496 | 30,399 | 18,100 | 11,784 |
| BUTTER & ANHYDROUS | MT | 165 | 174 | 323 | 322 |
| CHEESE | MT | 2,150 | 2,016 | 5,623 | 5,661 |
| FATS,OILS AND GREASES | MT | 296,183 | 277,755 | 135,145 | 157,579 |
| LARD | MT | 32,233 | 30,563 | 18,176 | 20,163 |
| TALLOW-INEDIBLE | MT | 207,422 | 206,770 | 89,037 | 112,559 |
| HIDES AND SKINS | NA | --- | --- | 55,148 | 99,720 |
| CATTLE HIDES | MNO | 2,308 | 2,462 | 48,509 | 87,594 |
| CATTLE HIDES-WHOLE | MNO | 2,277 | 2,452 | 48,171 | 87,481 |

TABLE 13 --U.S. AGRICULTURAL EXPORTS: QUANTITY AND VALUE, AREA BY COMMODITY GROUP, FISCAL YEARS 1978 AND 1979--CONTINUED

| AREA AND COMMODITY GROUP | UNIT | QUANTITY | | VALUE | |
|-----------------------------|------|-----------|-----------|--------------------|--------------------|
| | | 1978 | 1979 | 1978 1,000 DOL. | 1979 1,000 DOL. |
| FURSKINS | NA | --- | --- | 1,378 | 402 |
| OTHER ANIMAL PRODUCTS | NA | --- | --- | 15,907 | 23,095 |
| GRAINS AND PREPARATIONS | NA | --- | --- | 1,341,408 | 1,551,409 |
| WHEAT AND PRODUCTS | MT | 6,907,525 | 6,162,205 | 850,505 | 736,802 |
| WHEAT AND WHEAT FLOUR | MT | 6,878,646 | 6,135,456 | 845,340 | 931,049 |
| WHEAT | MT | 6,749,533 | 6,021,724 | 826,297 | 912,602 |
| WHEAT FLOUR-GR EQ | MT | 129,113 | 113,732 | 19,045 | 18,447 |
| BULGUR & ROLLED WHEAT | MT | 28,115 | 25,614 | 4,645 | 5,020 |
| RICE | MT | 45,994 | 169,827 | 18,962 | 52,011 |
| FEED GRAINS & PRODUCTS | MT | 4,036,039 | 4,549,801 | 444,216 | 526,926 |
| FEED GRAINS | MT | 3,928,373 | 4,446,219 | 427,976 | 510,279 |
| PARLEY | MT | 38,979 | 68,091 | 5,808 | 10,849 |
| CORN | MT | 3,046,650 | 2,684,513 | 330,667 | 311,953 |
| GRAIN SORGHUMS | MT | 832,884 | 1,679,684 | 90,422 | 185,246 |
| OATS | MT | 9,860 | 13,931 | 1,078 | 2,229 |
| BLENDED FOOD PRODUCTS | MT | 33,858 | 43,994 | 11,341 | 14,573 |
| FRUITS AND PREPARATIONS | NA | --- | --- | 59,787 | 65,385 |
| FRESH | MT | 54,909 | 52,449 | 27,208 | 29,878 |
| CITRUS | MT | 5,101 | 3,780 | 1,602 | 1,558 |
| OTHER | MT | 49,808 | 48,669 | 25,607 | 28,320 |
| DRIED | MT | 7,727 | 6,337 | 9,852 | 8,777 |
| CANNED | MT | 8,466 | 10,313 | 6,848 | 9,345 |
| FRUIT JUICES | MLT | 18,814 | 20,778 | 12,823 | 12,000 |
| NUTS AND PREPARATIONS | NA | --- | --- | 12,241 | 17,239 |
| VEGETABLES & PREPARATIONS | NA | --- | --- | 89,350 | 125,431 |
| FRESH | MT | 35,310 | 45,771 | 11,496 | 14,413 |
| VEGETABLES-FROZEN | MT | 4,727 | 6,188 | 3,598 | 4,571 |
| PULSES | MT | 38,655 | 85,510 | 17,640 | 33,469 |
| DRIED BEANS | MT | 24,801 | 48,139 | 10,867 | 20,096 |
| DRIED PEAS | MT | 10,124 | 32,385 | 4,351 | 10,326 |
| DRIED LENTILS | MT | 3,730 | 4,986 | 2,422 | 3,049 |
| CANNED | MT | 25,565 | 33,504 | 18,728 | 28,574 |
| HOPS-INC EXTRACT EQ | MT | 5,700 | 6,744 | 14,465 | 16,614 |
| FEEDS, FODDERS-EX OILCAKE | NA | --- | --- | 53,547 | 62,544 |
| CORN BYPRODUCTS | MT | 5,982 | 8,823 | 1,265 | 2,013 |
| ALFALFA MEAL AND CUBES | MT | 7,283 | 6,215 | 781 | 721 |
| OILSEEDS AND PRODUCTS | NA | --- | --- | 518,018 | 698,023 |
| OILCAKE AND MEAL | MT | 373,672 | 503,656 | 84,497 | 134,946 |
| SOYBEAN | MT | 344,538 | 482,359 | 78,547 | 128,665 |
| OILSEEDS | NA | --- | --- | 222,398 | 286,859 |
| SOYBEANS | MT | 742,782 | 805,867 | 186,289 | 212,778 |
| OILS AND WAXES-VEG | MT | 336,770 | 390,206 | 208,202 | 273,864 |
| OILS-SOYA, COTTONSEED | MT | 295,132 | 338,949 | 171,572 | 228,347 |
| SOYBEAN | MT | 243,626 | 270,446 | 141,337 | 179,241 |
| COTTONSEED | MT | 51,506 | 68,503 | 30,237 | 49,184 |
| TOBACCO, UNMANUFACTURED | MT | 6,350 | 7,610 | 40,269 | 51,037 |
| BURLY | MT | 454 | 742 | 2,455 | 4,078 |
| FLUE-CURED | MT | 3,247 | 2,924 | 15,948 | 15,451 |
| COTTON-EX LINTERS | MT | 4,720 | 14,998 | 6,616 | 21,700 |
| COTTON LINTERS | MT | 14,028 | 5,188 | 2,640 | 1,150 |
| ESSENTIAL OILS | MT | 1,230 | 1,526 | 13,231 | 17,650 |
| SEEDS-FIELD AND GARDEN | NA | --- | --- | 41,659 | 47,925 |
| OTHER VEGETABLE PRODS | NA | --- | --- | 117,496 | 142,979 |
| MEXICO | --- | --- | --- | 735,232 | 971,915 |
| ANIMALS & ANIMAL PRODUCTS | NA | --- | --- | 156,729 | 239,399 |
| ANIMALS-LIVE, EX POULTRY | NA | --- | --- | 18,226 | 27,084 |
| CATTLE | MNO | 25 | 38 | 15,092 | 22,033 |
| MEATS AND MEAT PRODUCTS | MT | 24,143 | 31,566 | 16,182 | 24,177 |

TABLE 13 --U.S. AGRICULTURAL EXPORTS: QUANTITY AND VALUE, AREA BY COMMODITY GROUP, FISCAL YEARS 1978 AND 1979--CONTINUED

| AREA AND COMMODITY GROUP | UNIT | QUANTITY | | VALUE | |
|-----------------------------|------|-----------|-----------|--------------------|--------------------|
| | | 1978 | 1979 | 1978 1,000 DOL. | 1979 1,000 DOL. |
| MEATS-FRESH,FROZEN | MT | 23,566 | 30,635 | 15,475 | 22,892 |
| BEEF AND VEAL | MT | 550 | 793 | 1,237 | 1,882 |
| PORK | MT | 8,594 | 11,085 | 5,578 | 7,003 |
| VARIETY MEATS | MT | 14,385 | 18,689 | 8,576 | 13,843 |
| MEATS-PREP,PRES | MT | 577 | 931 | 707 | 1,285 |
| BEEF | MT | 51 | 96 | 66 | 41 |
| PORK | MT | 220 | 580 | 246 | 637 |
| POULTRY & POULTRY PRODS | NA | --- | --- | 9,001 | 14,697 |
| POULTRY-LIVE | NA | --- | --- | 1,828 | 3,471 |
| PABY CHICKS-BREEDER | MNO | 324 | 803 | 1,509 | 2,898 |
| PABY CHICKS-FX BRDR | MNO | 219 | 292 | 206 | 212 |
| POULTRY MEATS | MT | 7,040 | 10,038 | 5,802 | 9,182 |
| POULTRY MEAT-FR,FR7 | MT | 7,019 | 9,979 | 5,784 | 9,122 |
| CHICKENS | MT | 6,661 | 9,665 | 5,554 | 8,824 |
| TURKEYS | MT | 265 | 235 | 166 | 227 |
| POULTRY MEATS-PREP | MT | 21 | 59 | 18 | 60 |
| EGGS | NA | --- | --- | 1,321 | 2,005 |
| DAIRY PRODUCTS | NA | --- | --- | 20,765 | 22,544 |
| EVAP & COND MILK | MT | 13,728 | 15,102 | 8,279 | 10,101 |
| NONFAT DRY MILK | MT | 17,918 | 13,610 | 7,581 | 5,708 |
| BUTTER & ANHYDROUS | MT | 58 | 49 | 116 | 103 |
| CHEESE | MT | 355 | 268 | 624 | 501 |
| FATS,OILS AND GREASES | MT | 77,399 | 76,381 | 37,944 | 47,433 |
| LARD | MT | 27,995 | 26,260 | 15,155 | 16,464 |
| TALLOW-INEDIBLE | MT | 45,409 | 44,650 | 19,467 | 25,593 |
| HIDES AND SKINS | NA | --- | --- | 48,439 | 93,112 |
| CATTLE HIDES | MNO | 2,098 | 2,367 | 44,594 | 84,762 |
| CATTLE HIDES-WHOLE | MNO | 2,068 | 2,361 | 44,280 | 84,696 |
| FURSKINS | NA | --- | --- | 181 | 102 |
| OTHER ANIMAL PRODUCTS | NA | --- | --- | 6,171 | 10,352 |
| GRAINS AND PREPARATIONS | NA | --- | --- | 281,594 | 392,950 |
| WHEAT AND PRODUCTS | MT | 318,973 | 1,202,091 | 36,194 | 181,807 |
| WHEAT AND WHEAT FLOUR | MT | 318,794 | 1,201,620 | 36,165 | 181,732 |
| WHEAT | MT | 317,727 | 1,199,558 | 36,081 | 181,560 |
| WHEAT FLOUR-GR EQ | MT | 1,067 | 2,062 | 84 | 173 |
| BULGUR & ROLLED WHEAT | MT | 169 | 438 | 25 | 59 |
| RICE | MT | 585 | 13,105 | 246 | 2,394 |
| FEED GRAINS & PRODUCTS | MT | 2,220,669 | 1,819,637 | 242,271 | 204,791 |
| FEED GRAINS | MT | 2,217,846 | 1,811,870 | 241,878 | 203,850 |
| BARLEY | MT | 37,935 | 68,068 | 5,513 | 10,845 |
| CORN | MT | 1,723,113 | 628,392 | 187,785 | 75,745 |
| CRAIN SORGHUMS | MT | 452,528 | 1,113,120 | 48,400 | 117,193 |
| OATS | MT | 4,270 | 2,290 | 180 | 67 |
| BLENDED FOOD PRODUCTS | MT | 16 | 60 | 5 | 40 |
| FRUITS AND PREPARATIONS | NA | --- | --- | 8,785 | 8,343 |
| FRESH | MT | 15,825 | 13,510 | 6,914 | 6,332 |
| CITRUS | MT | 1,635 | 1,120 | 357 | 283 |
| OTHER | MT | 14,190 | 12,395 | 6,557 | 6,050 |
| DRIED | MT | 1,417 | 1,696 | 703 | 752 |
| CANNED | MT | 383 | 334 | 234 | 278 |
| FRUIT JUICES | MLT | 1,659 | 2,094 | 734 | 920 |
| NUTS AND PREPARATIONS | NA | --- | --- | 1,938 | 2,973 |
| VEGETABLES & PREPARATIONS | NA | --- | --- | 14,564 | 21,416 |
| FRESH | MT | 18,537 | 16,809 | 3,390 | 3,840 |
| VEGETABLES-FROZEN | MT | 516 | 811 | 232 | 376 |
| PULSES | MT | 9,385 | 15,666 | 2,795 | 4,594 |
| DRIED BEANS | MT | 9,224 | 15,448 | 2,687 | 4,512 |
| DRIED PEAS | MT | 107 | 181 | 65 | 58 |
| DRIED LENTILS | MT | 54 | 37 | 43 | 24 |

TABLE 13 --U.S. AGRICULTURAL EXPORTS: QUANTITY AND VALUE, AREA BY COMMODITY GROUP, FISCAL YEARS 1978 AND 1979--CONTINUED

| AREA AND COMMODITY GROUP | UNIT | QUANTITY | | VALUE | |
|-----------------------------|------|----------|---------|--------------------|--------------------|
| | | 1978 | 1979 | 1978 1,000 DOL. | 1979 1,000 DOL. |
| CANNED | MT | 6,308 | 8,545 | 3,267 | 5,454 |
| HOPS-INC EXTRACT EG | MT | 1,096 | 1,327 | 2,282 | 3,660 |
| FEEDS, FODDERS-EX OILCAKE | NA | --- | --- | 9,899 | 10,669 |
| CORN BYPRODUCTS | MT | 1,087 | 914 | 192 | 240 |
| ALFALFA MEAL AND CUBES | MT | 4,632 | 4,578 | 385 | 427 |
| OILSEEDS AND PRODUCTS | NA | --- | --- | 221,059 | 256,117 |
| OILCAKE AND MEAL | MT | 101,324 | 98,129 | 22,144 | 27,579 |
| SOYBEAN | MT | 95,410 | 91,160 | 21,539 | 25,740 |
| OILSEEDS | NA | --- | --- | 173,774 | 218,212 |
| SOYBEANS | MT | 580,367 | 574,942 | 145,460 | 150,704 |
| OILS AND WAXES-VEG | MT | 38,637 | 13,098 | 24,762 | 10,097 |
| OILS-SOYA, COTTONSEED | MT | 29,812 | 5,120 | 17,955 | 2,963 |
| SOYBEAN | MT | 29,592 | 5,118 | 17,816 | 2,961 |
| COTTONSEED | MT | 220 | 2 | 139 | 1 |
| TOBACCO, UNMANUFACTURED | MT | 18 | 31 | 12 | 34 |
| COTTON-EX LINTERS | MT | 2,360 | 1 | 2,600 | 1 |
| COTTON LINTERS | MT | 13,913 | 5,065 | 2,583 | 1,096 |
| ESSENTIAL OILS | MT | 263 | 367 | 3,804 | 4,765 |
| SEEDS-FIELD AND GARDEN | NA | --- | --- | 19,715 | 21,559 |
| OTHER VEGETABLE PRODS | NA | --- | --- | 11,948 | 12,593 |
| CENTRAL AMERICA | --- | --- | --- | 235,625 | 251,080 |
| ANIMALS & ANIMAL PRODUCTS | NA | --- | --- | 41,550 | 51,298 |
| ANIMALS-LIVE, EX POULTRY | NA | --- | --- | 3,427 | 3,043 |
| CATTLE | MNO | 2 | 1 | 2,636 | 2,018 |
| MEATS AND MEAT PRODUCTS | MT | 3,605 | 3,712 | 5,607 | 6,416 |
| MEATS-FRESH, FROZEN | MT | 1,452 | 1,914 | 2,004 | 1,998 |
| POOF AND VEAL | MT | 148 | 111 | 385 | 317 |
| PORK | MT | 873 | 687 | 1,192 | 1,395 |
| VARIETY MEATS | MT | 399 | 194 | 383 | 215 |
| MEATS-PREP, PRES | MT | 2,153 | 2,698 | 3,605 | 4,418 |
| BEEF | MT | 178 | 158 | 234 | 288 |
| PORK | MT | 1,309 | 2,113 | 2,151 | 3,014 |
| POULTRY & POULTRY PRODS | NA | --- | --- | 3,464 | 4,442 |
| POULTRY-LIVE | NA | --- | --- | 1,514 | 1,586 |
| PABY CHICKS-BREEDER | MNO | 619 | 750 | 918 | 1,173 |
| PABY CHICKS-EX BRDR | MNO | 2,210 | 1,428 | 516 | 363 |
| POULTRY MEATS | MT | 247 | 456 | 375 | 833 |
| POULTRY MEAT-FR, FRZ | MT | 221 | 404 | 336 | 701 |
| CHICKENS | MT | 84 | 235 | 99 | 355 |
| TURKEYS | MT | 128 | 138 | 223 | 282 |
| POULTRY MEATS-PREP | MT | 26 | 52 | 39 | 133 |
| EGGS | NA | --- | --- | 1,572 | 2,025 |
| DAIRY PRODUCTS | NA | --- | --- | 9,305 | 7,451 |
| EVAP & COND MILK | MT | 40 | 135 | 26 | 128 |
| NONFAT DRY MILK | MT | 4,506 | 7,396 | 4,835 | 2,729 |
| BUTTER & ANHYDROUS | MT | 17 | 26 | 24 | 19 |
| CHEESE | MT | 563 | 407 | 1,531 | 1,186 |
| FATS, OILS AND GREASES | MT | 41,209 | 48,300 | 18,821 | 27,939 |
| LARD | MT | 1,242 | 1,525 | 985 | 1,551 |
| TALLOW-INEDIBLE | MT | 39,137 | 43,820 | 16,683 | 24,530 |
| HIDES AND SKINS | NA | --- | --- | 48 | 119 |
| CATTLE HIDES | MNO | 1 | 3 | 40 | 65 |
| CATTLE HIDES-WHOLE | MNO | 1 | 2 | 40 | 51 |
| FURSKINS | NA | --- | --- | 4 | 54 |
| OTHER ANIMAL PRODUCTS | NA | --- | --- | 1,876 | 1,885 |
| GRAINS AND PREPARATIONS | NA | --- | --- | 111,890 | 100,918 |
| WHEAT AND PRODUCTS | MT | 503,623 | 452,843 | 67,227 | 74,904 |
| WHEAT AND WHEAT FLOUR | MT | 499,762 | 451,953 | 66,519 | 74,671 |

TABLE 13--U.S. AGRICULTURAL EXPORTS: QUANTITY AND VALUE, AREA BY COMMODITY GROUP,
FISCAL YEARS 1978 and 1979--CONTINUED

| AREA AND COMMODITY GROUP | UNIT | QUANTITY | | VALUE | |
|-----------------------------|------|----------|---------|--------------------|--------------------|
| | | 1978 | 1979 | 1978 1,000 DOL. | 1979 1,000 DOL. |
| WHEAT | MT | 493,108 | 443,134 | 65,536 | 73,268 |
| WHEAT FLOUR-GR EQ | MT | 6,654 | 8,819 | 984 | 1,401 |
| BULGUR & ROLLED WHEAT | MT | 3,718 | 777 | 603 | 142 |
| RICE | MT | 6,507 | 7,441 | 2,279 | 2,551 |
| FEED GRAINS & PRODUCTS | MT | 323,833 | 146,212 | 37,469 | 18,070 |
| FEED GRAINS | MT | 299,182 | 124,948 | 34,422 | 15,147 |
| BARLEY | MT | 167 | 1 | 24 | 1 |
| CORN | MT | 259,717 | 88,889 | 30,078 | 10,957 |
| GRAIN SORGHUMS | MT | 38,850 | 35,817 | 4,240 | 4,147 |
| OATS | MT | 448 | 241 | 80 | 47 |
| BLENDED FOOD PRODUCTS | MT | 9,755 | 9,520 | 3,128 | 2,951 |
| FRUITS AND PREPARATIONS | NA | --- | --- | 9,852 | 12,026 |
| FRESH | MT | 7,685 | 9,343 | 4,091 | 5,785 |
| CITRUS | MT | 773 | 10 | 218 | 8 |
| OTHER | MT | 6,912 | 9,333 | 3,874 | 5,776 |
| DRIED | MT | 826 | 671 | 1,262 | 1,051 |
| CANNED | MT | 2,961 | 3,226 | 2,441 | 2,975 |
| FRUIT JUICES | MLT | 2,112 | 2,078 | 1,755 | 1,651 |
| NUTS AND PREPARATIONS | NA | --- | --- | 1,424 | 1,644 |
| VEGETABLES & PREPARATIONS | NA | --- | --- | 9,816 | 12,364 |
| FRESH | MT | 1,467 | 1,948 | 449 | 597 |
| VEGETABLES-FROZEN | MT | 450 | 1,049 | 418 | 763 |
| PULSES | MT | 2,860 | 5,097 | 1,558 | 2,941 |
| DRIED BEANS | MT | 1,893 | 4,015 | 1,047 | 2,326 |
| DRIED PEAS | MT | 693 | 623 | 415 | 334 |
| DRIED LENTILS | MT | 274 | 459 | 197 | 282 |
| CANNED | MT | 2,874 | 4,082 | 2,362 | 3,578 |
| HOPS-INC EXTRACT EQ | MT | 138 | 156 | 435 | 320 |
| FEEDS, FODDERS-EX OILCAKE | NA | --- | --- | 5,594 | 4,313 |
| CORN BYPRODUCTS | MT | 452 | 55 | 128 | 14 |
| ALFALFA MEAL AND CUBES | MT | 984 | 179 | 155 | 23 |
| OILSEEDS AND PRODUCTS | NA | --- | --- | 29,513 | 39,122 |
| OILCAKE AND MEAL | MT | 75,050 | 69,277 | 16,865 | 18,103 |
| SOYBEAN | MT | 66,049 | 61,984 | 14,849 | 16,152 |
| OILSEEDS | NA | --- | --- | 1,576 | 848 |
| SOYBEANS | MT | 479 | 469 | 114 | 154 |
| OILS AND WAXES-VEG | MT | 15,818 | 27,813 | 10,875 | 19,658 |
| OILS-SOYA, COTTONSEED | MT | 10,423 | 25,097 | 6,666 | 16,627 |
| SOYBEAN | MT | 10,326 | 25,084 | 6,569 | 16,617 |
| COTTONSEED | MT | 97 | 13 | 97 | 11 |
| TOBACCO, UNMANUFACTURED | MT | 355 | 343 | 1,681 | 1,651 |
| RUPLY | MT | 45 | 36 | 225 | 218 |
| FLUE-CURED | MT | 259 | 257 | 1,231 | 1,301 |
| COTTON-EX LINTERS | MT | 832 | 715 | 1,284 | 1,127 |
| ESSENTIAL OILS | MT | 198 | 206 | 1,746 | 1,647 |
| SEEDS-FIELD AND GARDEN | NA | --- | --- | 1,980 | 3,233 |
| OTHER VEGETABLE PRODS | NA | --- | --- | 19,297 | 21,736 |
| CARIBBEAN | --- | --- | --- | 456,668 | 557,976 |
| ANIMALS & ANIMAL PRODUCTS | NA | --- | --- | 115,616 | 139,493 |
| ANIMALS-LIVE, EX POULTRY | NA | --- | --- | 554 | 1,409 |
| CATTLE | MND | 0 | 0 | 333 | 400 |
| MEATS AND MEAT PRODUCTS | MT | 19,410 | 21,039 | 43,856 | 54,526 |
| MEATS-FRESH, FROZEN | MT | 13,549 | 14,187 | 33,069 | 41,003 |
| POULTRY AND VEAL | MT | 5,734 | 5,926 | 21,008 | 26,704 |
| PORK | MT | 3,190 | 3,856 | 6,254 | 8,412 |
| VARIETY MEATS | MT | 4,065 | 3,985 | 4,244 | 4,516 |
| MEATS-PREP, PRES | MT | 5,861 | 6,852 | 10,789 | 13,521 |
| POULTRY | MT | 563 | 765 | 1,047 | 1,567 |

TABLE 13 --U.S. AGRICULTURAL EXPORTS: QUANTITY AND VALUE, AREA BY COMMODITY GROUP, FISCAL YEARS 1978 AND 1979--CONTINUED

| AREA AND COMMODITY GROUP | UNIT | QUANTITY | | VALUE | |
|-----------------------------|------|----------|---------|--------------------|--------------------|
| | | 1978 | 1979 | 1978 1,000 DOL. | 1979 1,000 DOL. |
| PORK | MT | 3,548 | 4,473 | 5,770 | 7,740 |
| POULTRY & POULTRY PRODS | NA | --- | --- | 37,062 | 43,880 |
| POULTRY-LIVE | NA | --- | --- | 2,433 | 2,820 |
| BABY CHICKS-BREEDER | MNO | 672 | 575 | 513 | 606 |
| BABY CHICKS-EX BRDR | MNO | 5,114 | 6,276 | 1,189 | 1,559 |
| POULTRY MEATS | MT | 34,611 | 38,429 | 25,438 | 30,315 |
| POULTRY MEAT-FR,FRZ | MT | 34,150 | 38,291 | 24,882 | 30,129 |
| CHICKENS | MT | 31,409 | 36,158 | 21,650 | 27,146 |
| TURKEYS | MT | 1,171 | 1,470 | 1,494 | 2,170 |
| POULTRY MEATS-PREP | MT | 461 | 138 | 556 | 188 |
| EGGS | NA | --- | --- | 9,192 | 10,746 |
| DAIRY PRODUCTS | NA | --- | --- | 11,216 | 10,926 |
| EVAP & COND MILK | MT | 669 | 706 | 562 | 760 |
| NONFAT DRY MILK | MT | 2,652 | 3,013 | 2,871 | 1,160 |
| BUTTER & ANHYDROUS | MT | 73 | 99 | 165 | 200 |
| CHEESE | MT | 1,046 | 989 | 2,934 | 2,886 |
| FATS,OILS AND GREASES | MT | 43,772 | 44,270 | 20,047 | 25,154 |
| LARD | MT | 1,939 | 1,895 | 1,323 | 1,470 |
| TALLOW-INEDIBLE | MT | 38,683 | 40,409 | 16,982 | 21,831 |
| HIDES AND SKINS | NA | --- | --- | 1,759 | 2,184 |
| CATTLE HIDES | MNO | 83 | 65 | 1,520 | 1,967 |
| CATTLE HIDES-WHOLE | MNO | 83 | 65 | 1,618 | 1,961 |
| FURSKINS | NA | --- | --- | 76 | 27 |
| OTHER ANIMAL PRODUCTS | NA | --- | --- | 1,123 | 1,415 |
| GRAINS AND PREPARATIONS | NA | --- | --- | 128,077 | 128,818 |
| WHEAT AND PRODUCTS | MT | 354,632 | 285,046 | 54,613 | 46,186 |
| WHEAT AND WHEAT FLOUR | MT | 339,058 | 272,406 | 51,731 | 43,206 |
| WHEAT | MT | 257,604 | 213,823 | 39,487 | 33,278 |
| WHEAT FLOUR-GR EQ | MT | 81,454 | 58,583 | 12,245 | 9,930 |
| BULGUR & ROLLED WHEAT | MT | 15,031 | 11,769 | 2,500 | 2,409 |
| RICE | MT | 32,670 | 36,365 | 15,422 | 16,186 |
| FEED GRAINS & PRODUCTS | MT | 401,749 | 414,978 | 44,723 | 50,002 |
| FEED GRAINS | MT | 362,166 | 381,014 | 38,459 | 44,092 |
| BARLEY | MT | 21 | 22 | 4 | 3 |
| CORN | MT | 351,058 | 372,531 | 37,199 | 43,035 |
| GRAIN SORGHUMS | MT | 9,207 | 7,201 | 889 | 770 |
| OATS | MT | 1,880 | 1,260 | 367 | 274 |
| BLENDED FOOD PRODUCTS | MT | 12,847 | 14,714 | 4,588 | 4,954 |
| FRUITS AND PREPARATIONS | NA | --- | --- | 18,103 | 22,363 |
| FRESH | MT | 9,917 | 11,892 | 5,377 | 7,839 |
| CITRUS | MT | 2,668 | 2,604 | 1,014 | 1,207 |
| OTHER | MT | 7,249 | 9,288 | 4,363 | 6,632 |
| DRIED | MT | 744 | 964 | 990 | 1,359 |
| CANNED | MT | 3,649 | 4,131 | 3,043 | 3,770 |
| FRUIT JUICES | MLT | 12,369 | 14,607 | 8,026 | 8,370 |
| NUTS AND PREPARATIONS | NA | --- | --- | 2,237 | 3,912 |
| VEGETABLES & PREPARATIONS | NA | --- | --- | 33,658 | 39,315 |
| FRESH | MT | 14,484 | 17,192 | 6,990 | 8,087 |
| VEGETABLES-FROZEN | MT | 2,879 | 3,275 | 2,319 | 2,644 |
| PULSES | MT | 8,110 | 7,634 | 4,631 | 4,121 |
| DRIED BEANS | MT | 6,939 | 5,988 | 3,808 | 3,163 |
| DRIED PEAS | MT | 867 | 1,195 | 568 | 680 |
| DRIED LENTILS | MT | 304 | 451 | 255 | 278 |
| CANNED | MT | 10,668 | 12,682 | 8,280 | 10,934 |
| HOPS-INC EXTRACT EQ | MT | 137 | 111 | 359 | 285 |
| FEEDS,FOODERS-EX OILCAKE | NA | --- | --- | 26,137 | 32,629 |
| CORN BYPRODUCTS | MT | 4,262 | 5,425 | 923 | 1,226 |
| ALFALFA MEAL AND CUBES | MT | 808 | 401 | 130 | 86 |
| OILSEEDS AND PRODUCTS | NA | --- | --- | 77,580 | 121,954 |

TABLE 13 --U.S. AGRICULTURAL EXPORTS: QUANTITY AND VALUE, AREA BY COMMODITY GROUP, FISCAL YEARS 1978 AND 1979--CONTINUED

| AREA AND COMMODITY GROUP | UNIT | QUANTITY | | VALUE | |
|---------------------------|------|-----------|-----------|--------------------|--------------------|
| | | 1978 | 1979 | 1978 1,000 DOL. | 1979 1,000 DOL. |
| OILCAKE AND MEAL | MT | 62,865 | 74,603 | 14,562 | 18,943 |
| SOYBEAN | MT | 61,580 | 72,071 | 14,215 | 18,253 |
| OILSEEDS | NA | --- | --- | 21,463 | 10,893 |
| SOYBEANS | MT | 77,991 | 63,782 | 19,031 | 18,249 |
| OILS AND WAXES-VEG | MT | 61,142 | 111,828 | 41,416 | 82,809 |
| OILS-SOYA,COTTONSEED | MT | 48,433 | 102,225 | 29,305 | 72,059 |
| SOYBEAN | MT | 40,908 | 64,301 | 24,476 | 43,484 |
| COTTONSEED | MT | 7,525 | 37,834 | 4,830 | 28,574 |
| TOBACCO, UNMANUFACTURED | MT | 2,655 | 3,533 | 22,283 | 30,265 |
| PUFLY | MT | 15 | 12 | 42 | 79 |
| FLUE-CURED | MT | 956 | 1,182 | 4,215 | 6,659 |
| COTTON-EX LINTERS | MT | 257 | 154 | 461 | 248 |
| COTTON LINTERS | MT | 28 | 27 | 11 | 8 |
| ESSENTIAL OILS | MT | 210 | 213 | 839 | 947 |
| SEEDS-FIELD AND GARDEN | NA | --- | --- | 2,063 | 1,934 |
| OTHER VEGETABLE PRODS | NA | --- | --- | 29,601 | 36,048 |
| SOUTH AMERICA | --- | --- | --- | 1,329,914 | 1,590,710 |
| ANIMALS & ANIMAL PRODUCTS | NA | --- | --- | 147,278 | 139,013 |
| ANIMALS-LIVE,EX POULTRY | NA | --- | --- | 8,231 | 7,921 |
| CATTLE | MNO | 5 | 2 | 6,410 | 4,800 |
| MEATS AND MEAT PRODUCTS | MT | 10,526 | 6,452 | 22,278 | 13,838 |
| MEATS-FRESH,FROZEN | MT | 7,909 | 4,059 | 14,296 | 7,454 |
| PEEF AND VEAL | MT | 602 | 177 | 1,112 | 329 |
| PORK | MT | 5,050 | 1,998 | 9,350 | 4,323 |
| VARIETY MEATS | MT | 2,009 | 1,781 | 3,377 | 2,502 |
| MEATS-PREP,PRES | MT | 2,617 | 2,303 | 7,984 | 6,386 |
| PEEF | MT | 31 | 273 | 62 | 386 |
| PORK | MT | 1,936 | 1,940 | 6,685 | 5,394 |
| POULTRY & POULTRY PRODS | NA | --- | --- | 36,223 | 35,284 |
| POULTRY-LIVE | NA | --- | --- | 6,130 | 6,983 |
| PABY CHICKS-BREEDER | MNO | 1,397 | 1,634 | 4,600 | 6,348 |
| PABY CHICKS-EX BRDR | MNO | 3,536 | 1,461 | 519 | 488 |
| POULTRY MEATS | MT | 20,375 | 20,548 | 21,922 | 22,669 |
| POULTRY MFAT-FR,FRZ | MT | 20,318 | 20,422 | 21,863 | 22,286 |
| CHICKENS | MT | 19,556 | 19,654 | 20,891 | 21,001 |
| TURKEYS | MT | 246 | 621 | 398 | 1,030 |
| POULTRY MEATS-PREP | MT | 57 | 126 | 60 | 381 |
| EGGS | NA | --- | --- | 8,167 | 5,617 |
| DAIRY PRODUCTS | NA | --- | --- | 10,573 | 11,171 |
| EVAP & COND MILK | MT | 55 | 75 | 55 | 46 |
| NONFAT DRY MILK | MT | 4,420 | 6,300 | 2,813 | 2,187 |
| BUTTER & ANHYDROUS | MT | 17 | 0 | 18 | 0 |
| CHEESE | MT | 186 | 382 | 534 | 998 |
| FATS,OILS AND GREASES | MT | 133,803 | 108,125 | 58,333 | 57,053 |
| LARD | MT | 1,057 | 883 | 713 | 678 |
| TALLOW-INEDIBLE | MT | 85,103 | 77,801 | 35,905 | 40,605 |
| HIDES AND SKINS | NA | --- | --- | 4,902 | 4,305 |
| CATTLE HIDES | MNO | 126 | 27 | 2,255 | 800 |
| CATTLE HIDES-WHOLE | MNO | 125 | 24 | 2,233 | 779 |
| FURSKINS | NA | --- | --- | 1,117 | 219 |
| OTHER ANIMAL PRODUCTS | NA | --- | --- | 6,737 | 9,443 |
| GRAINS AND PREPARATIONS | NA | --- | --- | 819,847 | 928,723 |
| WHEAT AND PRODUCTS | MT | 5,730,297 | 4,222,225 | 692,471 | 633,905 |
| WHEAT AND WHEAT FLOUR | MT | 5,721,032 | 4,209,477 | 690,925 | 631,440 |
| WHEAT | MT | 5,681,094 | 4,165,209 | 685,193 | 624,496 |
| WHEAT FLOUP-GR EQ | MT | 39,938 | 44,268 | 5,732 | 6,943 |
| BULGUR & ROLLED WHEAT | MT | 9,197 | 12,630 | 1,517 | 2,410 |
| RICE | MT | 5,332 | 112,916 | 1,015 | 30,880 |

TABLE 13 --U.S. AGRICULTURAL EXPORTS: QUANTITY AND VALUE, AREA BY COMMODITY GROUP, FISCAL YEARS 1978 AND 1979--CONTINUED

| AREA AND COMMODITY GROUP | UNIT | QUANTITY | | VALUE | |
|-----------------------------|------|-----------|-----------|--------------------|--------------------|
| | | 1978 | 1979 | 1978 1,000 DOL. | 1979 1,000 DOL. |
| FEED GRAINS & PRODUCTS | MT | 1,029,788 | 2,168,974 | 119,753 | 254,063 |
| FEED GRAINS | MT | 1,049,179 | 2,128,387 | 113,217 | 247,190 |
| BARLEY | MT | 856 | 0 | 267 | 0 |
| CORN | MT | 712,762 | 1,594,701 | 75,605 | 182,216 |
| GRAIN SORGHUMS | MT | 332,299 | 523,546 | 36,893 | 63,133 |
| OATS | MT | 3,262 | 10,140 | 451 | 1,841 |
| BLENDED FOOD PRODUCTS | MT | 11,240 | 19,700 | 3,620 | 6,626 |
| FRUITS AND PREPARATIONS | NA | --- | --- | 23,047 | 22,553 |
| FRESH | MT | 21,482 | 17,699 | 10,826 | 9,922 |
| CITRUS | MT | 25 | 46 | 13 | 60 |
| OTHER | MT | 21,457 | 17,653 | 10,813 | 9,862 |
| DRIED | MT | 4,740 | 3,006 | 6,897 | 5,605 |
| CANNED | MT | 1,473 | 2,622 | 1,130 | 2,330 |
| FRUIT JUICES | MLT | 2,674 | 1,999 | 2,308 | 1,059 |
| NUTS AND PREPARATIONS | NA | --- | --- | 6,542 | 8,710 |
| VEGETABLES & PREPARATIONS | NA | --- | --- | 31,312 | 52,336 |
| FRESH | MT | 902 | 10,632 | 667 | 1,689 |
| VEGETABLES-FROZEN | MT | 882 | 1,053 | 629 | 788 |
| PULSES | MT | 18,300 | 57,113 | 8,556 | 21,813 |
| DRIED BEANS | MT | 6,745 | 22,688 | 3,325 | 10,095 |
| DRIED PEAS | MT | 8,457 | 30,386 | 3,303 | 9,254 |
| DRIED LENTILS | MT | 3,098 | 4,039 | 1,927 | 2,465 |
| CANNED | MT | 5,715 | 8,195 | 4,819 | 8,608 |
| HOPS-INC EXTRACT EQ | MT | 4,329 | 5,150 | 11,389 | 12,349 |
| FEEDS, FODDERS-EX OILCAKE | NA | --- | --- | 11,917 | 14,933 |
| CORN BYPRODUCTS | MT | 181 | 2,489 | 22 | 533 |
| ALFALFA MEAL AND CUBES | MT | 859 | 1,057 | 111 | 185 |
| OILSEEDS AND PRODUCTS | NA | --- | --- | 189,866 | 280,830 |
| OILCAKE AND MEAL | MT | 134,433 | 261,547 | 30,926 | 70,321 |
| SOYBEAN | MT | 121,499 | 257,144 | 27,944 | 68,520 |
| OILSEEDS | NA | --- | --- | 25,585 | 47,906 |
| SOYBEANS | MT | 83,945 | 166,674 | 21,684 | 43,671 |
| OILS AND WAXES-VEG | MT | 221,173 | 237,467 | 131,149 | 161,300 |
| OILS-SOYA, COTTONSEED | MT | 206,464 | 206,507 | 117,646 | 136,698 |
| SOYBEAN | MT | 162,800 | 175,853 | 92,476 | 116,179 |
| COTTONSEED | MT | 43,664 | 30,654 | 25,171 | 20,518 |
| TOBACCO, UNMANUFACTURED | MT | 3,322 | 3,703 | 16,293 | 19,087 |
| BURLY | MT | 394 | 694 | 2,188 | 3,781 |
| FLUE-CURED | MT | 2,932 | 1,485 | 10,502 | 9,491 |
| COTTON-EX LINTERS | MT | 1,271 | 14,128 | 2,271 | 20,324 |
| COTTON LINTERS | MT | 87 | 96 | 46 | 46 |
| ESSENTIAL OILS | MT | 559 | 800 | 6,842 | 10,271 |
| SEEDS-FIELD AND GARDEN | NA | --- | --- | 17,901 | 21,199 |
| OTHER VEGETABLE PRODS | NA | --- | --- | 56,650 | 72,582 |
| EUROPE | --- | --- | --- | 11,267,649 | 12,921,285 |
| ANIMALS & ANIMAL PRODUCTS | NA | --- | --- | 845,413 | 1,176,790 |
| ANIMALS-LIVE, EX POULTRY | NA | --- | --- | 35,148 | 49,286 |
| CATTLE | MNO | 6 | 2 | 7,191 | 3,306 |
| MEATS AND MEAT PRODUCTS | MT | 184,118 | 165,325 | 204,508 | 245,358 |
| MEATS-FRESH, FROZEN | MT | 183,121 | 164,267 | 201,646 | 242,914 |
| BEEF AND VEAL | MT | 1,891 | 1,674 | 7,799 | 9,306 |
| PORK | MT | 1,259 | 1,801 | 1,608 | 4,012 |
| VARIETY MEATS | MT | 132,023 | 108,107 | 111,395 | 129,663 |
| MEATS-PREP, PRES | MT | 997 | 1,058 | 2,863 | 2,442 |
| BEEF | MT | 191 | 175 | 816 | 737 |
| PORK | MT | 326 | 527 | 895 | 889 |
| POULTRY & POULTRY PRODS | NA | --- | --- | 45,108 | 49,970 |
| POULTRY-LIVE | NA | --- | --- | 5,140 | 5,647 |

TABLE 13 --U.S. AGRICULTURAL EXPORTS: QUANTITY AND VALUE, AREA BY COMMODITY GROUP, FISCAL YEARS 1978 AND 1979--CONTINUED

| AREA AND COMMODITY GROUP | UNIT | QUANTITY | | VALUE | |
|-----------------------------|------|------------|------------|--------------------|--------------------|
| | | 1978 | 1979 | 1978 1,000 DOL. | 1979 1,000 DOL. |
| BABY CHICKS-BREEDER | MNO | 1,616 | 1,454 | 5,087 | 5,570 |
| BABY CHICKS-EX BRDR | MNO | 10 | 9 | 9 | 25 |
| POULTRY MEATS | MT | 19,320 | 19,004 | 27,200 | 32,530 |
| POULTRY MEAT-FR,FRZ | MT | 18,027 | 18,047 | 25,691 | 29,785 |
| CHICKENS | MT | 2,860 | 2,348 | 3,482 | 4,146 |
| TURKEYS | MT | 12,799 | 13,369 | 19,231 | 22,470 |
| POULTRY MEATS-PREP | MT | 293 | 1,047 | 1,508 | 2,746 |
| EGGS | NA | --- | --- | 10,407 | 9,256 |
| DAIRY PRODUCTS | NA | --- | --- | 4,525 | 4,687 |
| EVAP & COND MILK | MT | 144 | 220 | 84 | 137 |
| NONFAT DRY MILK | MT | 21 | 894 | 57 | 374 |
| BUTTER & ANHYDROUS | MT | 2 | 0 | 6 | 7 |
| CHEESE | MT | 55 | 69 | 134 | 178 |
| FATS,OILS AND GREASES | MT | 407,960 | 404,897 | 166,396 | 211,157 |
| LARD | MT | 5,289 | 2,239 | 2,443 | 1,273 |
| TALLOW-INEDIBLE | MT | 379,134 | 386,725 | 153,472 | 200,452 |
| HIDES AND SKINS | NA | --- | --- | 325,014 | 534,542 |
| CATTLE HIDES | MNO | 6,948 | 8,345 | 142,946 | 279,539 |
| CATTLE HIDES-WHOLF | MNO | 6,783 | 7,954 | 141,967 | 272,097 |
| FURSKINS | NA | --- | --- | 159,176 | 226,533 |
| OTHER ANIMAL PRODUCTS | NA | --- | --- | 64,715 | 82,875 |
| GRAINS AND PREPARATIONS | NA | --- | --- | 4,152,788 | 4,511,279 |
| WHEAT AND PRODUCTS | MT | 6,905,515 | 7,196,556 | 834,062 | 1,034,823 |
| WHEAT AND WHEAT FLOUR | MT | 6,904,577 | 7,196,405 | 833,891 | 1,034,719 |
| WHEAT | MT | 6,896,962 | 7,188,536 | 832,382 | 1,033,156 |
| WHEAT FLOUR-GR EQ | MT | 7,615 | 7,869 | 1,509 | 1,563 |
| BULGUR & ROLLED WHEAT | MT | 921 | 20 | 146 | 6 |
| RICE | MT | 434,960 | 481,939 | 138,662 | 141,258 |
| FEED GRAINS & PRODUCTS | MT | 30,862,912 | 29,567,216 | 3,165,291 | 3,318,070 |
| FEED GRAINS | MT | 30,849,244 | 29,550,852 | 3,161,067 | 3,312,274 |
| BARLEY | MT | 258,887 | 144,665 | 24,104 | 16,236 |
| CORN | MT | 29,176,011 | 27,667,784 | 3,002,660 | 3,216,235 |
| GRAIN SORGHUMS | MT | 1,239,978 | 727,858 | 117,559 | 78,810 |
| OATS | MT | 174,368 | 10,545 | 16,749 | 992 |
| BLENDED FOOD PRODUCTS | MT | 414 | 706 | 282 | 329 |
| FRUITS AND PREPARATIONS | NA | --- | --- | 253,192 | 237,603 |
| FRESH | MT | 254,579 | 208,760 | 79,756 | 86,207 |
| CITRUS | MT | 206,393 | 166,999 | 53,958 | 59,432 |
| OTHER | MT | 48,186 | 41,761 | 25,798 | 26,775 |
| DRIED | MT | 69,268 | 45,315 | 88,277 | 76,172 |
| CANNED | MT | 68,433 | 39,447 | 41,917 | 29,197 |
| FRUIT JUICES | MLT | 63,757 | 71,936 | 35,761 | 40,840 |
| NUTS AND PREPARATIONS | NA | --- | --- | 192,417 | 282,929 |
| VEGETABLES & PREPARATIONS | NA | --- | --- | 125,095 | 147,657 |
| FRESH | MT | 24,018 | 23,553 | 9,745 | 11,074 |
| VEGETABLES-FROZEN | MT | 3,784 | 8,044 | 2,537 | 5,486 |
| PULSES | MT | 122,045 | 143,258 | 55,374 | 59,741 |
| DRYED BEANS | MT | 106,398 | 100,535 | 47,673 | 40,823 |
| DRYED PEAS | MT | 9,549 | 25,521 | 4,255 | 8,888 |
| DRYED LENTILS | MT | 6,098 | 17,202 | 3,445 | 10,029 |
| CANNED | MT | 25,085 | 26,574 | 17,222 | 19,431 |
| HOPS-INC EXTRACT EQ | MT | 2,285 | 4,251 | 4,582 | 10,519 |
| FEEDS,FODDERS-EX OILCAKE | NA | --- | --- | 360,059 | 516,688 |
| CORN BYPRODUCTS | MT | 1,791,540 | 2,012,384 | 231,456 | 315,575 |
| ALFALFA MEAL AND CURES | MT | 127,869 | 162,074 | 13,188 | 18,031 |
| OILSEEDS AND PRODUCTS | NA | --- | --- | 4,335,357 | 4,865,659 |
| OILCAKE AND MEAL | MT | 4,535,307 | 4,829,313 | 882,571 | 1,049,191 |
| SOYBEAN | MT | 4,265,166 | 4,570,492 | 839,409 | 1,009,124 |
| OILSEEDS | NA | --- | --- | 3,341,609 | 3,706,717 |

TABLE 13 -- U.S. AGRICULTURAL EXPORTS: QUANTITY AND VALUE, AREA BY COMMODITY GROUP, FISCAL YEARS 1978 AND 1979--CONTINUED

| AREA AND COMMODITY GROUP | UNIT | QUANTITY | | VALUE | |
|-----------------------------|------|------------|------------|--------------------|--------------------|
| | | 1978 | 1979 | 1978 1,000 DOL. | 1979 1,000 DOL. |
| SOYBEANS | MT | 12,270,885 | 12,270,467 | 2,951,083 | 3,290,894 |
| OILS AND WAXES-VEG | MT | 132,563 | 95,367 | 82,861 | 72,974 |
| OILS-SOYA,COTTONSEED | MT | 47,934 | 35,632 | 26,349 | 23,465 |
| SOYBEAN | MT | 34,130 | 27,556 | 17,776 | 17,439 |
| COTTONSEED | MT | 13,804 | 8,076 | 8,573 | 6,024 |
| TORACCO UNMANUFACTURED | MT | 149,517 | 162,683 | 586,387 | 685,178 |
| BURLEY | MT | 23,907 | 23,447 | 99,633 | 110,374 |
| FLUE-CURED | MT | 90,465 | 102,163 | 416,814 | 495,550 |
| COTTON-EX LINTERS | MT | 141,016 | 172,127 | 240,252 | 265,856 |
| COTTON LINTERS | MT | 17,984 | 20,394 | 3,031 | 4,883 |
| ESSENTIAL OILS | MT | 4,481 | 5,600 | 41,766 | 44,047 |
| SEEDS-FIELD AND GARDEN | NA | --- | --- | 58,558 | 62,496 |
| OTHER VEGETABLE PRODS | NA | --- | --- | 73,330 | 129,237 |
| WESTERN EUROPE | --- | --- | --- | 8,478,775 | 9,418,278 |
| ANIMALS & ANIMAL PRODUCTS | NA | --- | --- | 735,698 | 980,171 |
| ANIMALS-LIVE,EX POULTRY | NA | --- | --- | 30,535 | 48,123 |
| CATTLE | MNO | 3 | 1 | 2,960 | 2,411 |
| MEATS AND MEAT PRODUCTS | MT | 183,035 | 164,545 | 203,840 | 244,830 |
| MEATS-FRESH,FROZEN | MT | 182,044 | 163,523 | 201,015 | 242,451 |
| BEEF AND VEAL | MT | 1,891 | 1,672 | 7,799 | 9,282 |
| PORK | MT | 1,252 | 1,801 | 1,580 | 4,012 |
| VARIETY MEATS | MT | 131,003 | 107,374 | 110,824 | 128,049 |
| MEATS-PREP,PRES | MT | 971 | 1,022 | 2,826 | 2,377 |
| BEEF | MT | 191 | 175 | 816 | 737 |
| PORK | MT | 322 | 491 | 880 | 824 |
| POULTRY & POULTRY PRODS | NA | --- | --- | 44,852 | 47,747 |
| POULTRY-LIVE | NA | --- | --- | 4,925 | 4,638 |
| BABY CHICKS-BREEDER | MNO | 1,609 | 1,323 | 4,872 | 4,577 |
| BABY CHICKS-EX BRDR | MNO | 19 | 9 | 9 | 25 |
| POULTRY MEATS | MT | 18,303 | 19,090 | 27,177 | 32,480 |
| POULTRY MEAT-FR,FRZ | MT | 18,011 | 18,045 | 25,679 | 29,765 |
| CHICKENS | MT | 2,860 | 2,348 | 3,482 | 4,146 |
| TURKEYS | MT | 12,783 | 13,369 | 19,219 | 22,470 |
| POULTRY MEATS-PREP | MT | 292 | 1,045 | 1,497 | 2,716 |
| EGGS | NA | --- | --- | 10,403 | 9,101 |
| DAIRY PRODUCTS | NA | --- | --- | 4,278 | 4,354 |
| EVAP & COND MILK | MT | 144 | 220 | 84 | 137 |
| NONFAT DRY MILK | MT | 21 | 804 | 57 | 374 |
| BUTTER & ANHYDRUS | MT | 2 | 0 | 6 | 0 |
| CHEESE | MT | 54 | 69 | 133 | 178 |
| FATS,OILS AND GREASES | MT | 354,259 | 311,913 | 143,468 | 158,639 |
| LARD | MT | 5,289 | 2,239 | 2,443 | 1,273 |
| TALLOW-INEDIBLE | MT | 325,433 | 293,756 | 130,544 | 147,948 |
| HIDES AND SKINS | NA | --- | --- | 244,560 | 395,413 |
| CATTLE HIDFS | MNO | 3,367 | 4,741 | 71,357 | 148,300 |
| CATTLE HIDES-WHOLE | MNO | 3,302 | 4,377 | 70,378 | 141,896 |
| FURSKINS | NA | --- | --- | 157,699 | 224,316 |
| OTHER ANIMAL PRODUCTS | NA | --- | --- | 63,965 | 81,069 |
| GRAINS AND PREPARATIONS | NA | --- | --- | 2,137,794 | 2,095,888 |
| WHEAT AND PRODUCTS | MT | 2,578,762 | 2,564,818 | 317,006 | 374,034 |
| WHEAT AND WHEAT FLOUR | MT | 2,577,824 | 2,564,667 | 315,835 | 373,930 |
| WHEAT | MT | 2,570,209 | 2,556,798 | 315,326 | 372,367 |
| WHEAT FLOUR-GR EQ | MT | 7,615 | 7,869 | 1,509 | 1,563 |
| PULSUR & ROLLED WHEAT | MT | 921 | 20 | 146 | 6 |
| RICE | MT | 402,077 | 435,584 | 126,580 | 127,016 |
| FEED GRAINS & PRODUCTS | MT | 16,612,148 | 14,157,794 | 1,679,988 | 1,577,843 |
| FEED GRAINS | MT | 16,598,480 | 14,141,428 | 1,675,764 | 1,572,051 |
| BARLEY | MT | 58,257 | 5,462 | 5,397 | 486 |

TABLE 113 --U.S. AGRICULTURAL EXPORTS: QUANTITY AND VALUE, AREA BY COMMODITY GROUP, FISCAL YEARS 1978 AND 1979--CONTINUED

| AREA AND COMMODITY GROUP | UNIT | QUANTITY | | VALUE | |
|-----------------------------|------|------------|------------|--------------------|--------------------|
| | | 1978 | 1979 | 1978 1,000 DOL. | 1979 1,000 DOL. |
| CORN | MT | 15,649,381 | 13,794,424 | 1,588,255 | 1,534,955 |
| GRAIN SORGHUMS | MT | 733,906 | 330,997 | 67,005 | 35,617 |
| OATS | MT | 156,936 | 10,545 | 15,111 | 992 |
| BLENDED FOOD PRODUCTS | MT | 414 | 706 | 282 | 329 |
| FRUITS AND PREPARATIONS | NA | --- | --- | 239,868 | 226,901 |
| FRESH | MT | 210,447 | 179,083 | 68,666 | 75,612 |
| CITRUS | MT | 162,264 | 137,356 | 42,871 | 48,857 |
| OTHER | MT | 48,183 | 41,727 | 25,795 | 26,755 |
| DRIED | MT | 67,522 | 45,315 | 86,550 | 76,172 |
| CANNED | MT | 68,433 | 39,432 | 41,917 | 29,187 |
| FRUIT JUICES | MLT | 63,160 | 71,706 | 35,254 | 40,743 |
| NUTS AND PREPARATIONS | NA | --- | --- | 177,113 | 281,600 |
| VEGETABLES & PREPARATIONS | NA | --- | --- | 121,571 | 135,712 |
| FRESH | MT | 24,018 | 23,551 | 9,745 | 11,072 |
| VEGETABLES-FROZEN | MT | 3,784 | 8,044 | 2,537 | 5,486 |
| PULSES | MT | 121,979 | 135,930 | 55,293 | 56,425 |
| DRIED BEANS | MT | 106,382 | 93,337 | 47,650 | 37,572 |
| DRIED PEAS | MT | 9,549 | 25,521 | 4,255 | 8,888 |
| DRIED LENTILS | MT | 6,048 | 17,072 | 3,387 | 9,965 |
| CANNED | MT | 25,075 | 26,543 | 17,197 | 19,385 |
| HOPS-INC EXTRACT EQ | MT | 610 | 703 | 1,181 | 2,001 |
| FEEDS, FODDERS-EX OILCAKE | NA | --- | --- | 359,702 | 515,992 |
| CORN BYPRODUCTS | MT | 1,791,540 | 2,012,394 | 231,466 | 315,575 |
| ALFALFA MEAL AND CUBES | MT | 127,869 | 162,074 | 13,188 | 18,031 |
| OILSEEDS AND PRODUCTS | NA | --- | --- | 3,750,885 | 4,064,305 |
| OILCAKE AND MEAL | MT | 3,480,710 | 3,574,060 | 669,740 | 760,283 |
| SOYBEAN | MT | 3,321,834 | 3,353,218 | 645,366 | 726,939 |
| OILSEEDS | NA | --- | --- | 2,987,232 | 3,224,162 |
| SOYBEANS | MT | 10,996,107 | 10,580,027 | 2,624,580 | 2,823,426 |
| OILS AND WAXES-VEG | MT | 114,207 | 67,025 | 74,678 | 54,478 |
| OILS-SOYA, COTTONSEED | MT | 46,420 | 11,840 | 25,418 | 8,558 |
| SOYBEAN | MT | 32,616 | 3,764 | 16,846 | 2,532 |
| COTTONSEED | MT | 13,804 | 8,076 | 8,572 | 6,024 |
| TORACCO, UNMANUFACTURED | MT | 145,631 | 158,061 | 571,946 | 665,816 |
| BURLEY | MT | 23,320 | 23,298 | 97,022 | 109,808 |
| FLUE-CURED | MT | 88,200 | 98,369 | 407,200 | 478,018 |
| COTTON-EX LINTERS | MT | 123,089 | 144,474 | 213,807 | 225,415 |
| COTTON LINTERS | MT | 15,151 | 15,837 | 2,704 | 4,297 |
| ESSENTIAL OILS | MT | 4,469 | 5,601 | 41,555 | 43,958 |
| SEEDS-FIELD AND GARDEN | NA | --- | --- | 54,591 | 60,406 |
| OTHER VEGETABLE PRODS | NA | --- | --- | 71,436 | 117,825 |
| EC (9) | --- | --- | --- | 6,651,599 | 7,381,041 |
| ANIMALS & ANIMAL PRODUCTS | NA | --- | --- | 624,592 | 814,547 |
| ANIMALS-LIVE, EX POULTRY | NA | --- | --- | 28,695 | 45,655 |
| CATTLE | MNO | 2 | 1 | 1,760 | 2,228 |
| MEATS AND MEAT PRODUCTS | MT | 180,083 | 160,729 | 196,907 | 233,900 |
| MEATS-FRESH, FROZEN | MT | 179,398 | 160,050 | 194,870 | 232,342 |
| BEEF AND VEAL | MT | 1,445 | 1,114 | 4,767 | 5,093 |
| PORK | MT | 1,160 | 1,662 | 1,489 | 3,624 |
| VARIETY MEATS | MT | 129,619 | 105,585 | 109,630 | 125,586 |
| MEATS-PREP, PRES | MT | 685 | 679 | 2,037 | 1,558 |
| BEEF | MT | 171 | 121 | 700 | 585 |
| PORK | MT | 204 | 389 | 547 | 540 |
| POULTRY & POULTRY PRODS | NA | --- | --- | 36,007 | 39,149 |
| POULTRY-LIVE | NA | --- | --- | 2,816 | 2,835 |
| PARY CHICKS-BREEDER | MNO | 1,127 | 894 | 2,765 | 2,013 |
| PARY CHICKS-EX BRDR | MNO | 18 | 1 | 8 | 1 |
| POULTRY MEATS | MT | 15,928 | 16,796 | 23,374 | 28,268 |

TABLE 13 --U.S. AGRICULTURAL EXPORTS: QUANTITY AND VALUE, AREA BY COMMODITY GROUP, FISCAL YEARS 1978 AND 1979--CONTINUED

| AREA AND COMMODITY GROUP | UNIT | QUANTITY | | VALUE | |
|-----------------------------|------|------------|-----------|--------------------|--------------------|
| | | 1978 | 1979 | 1978 1,000 DOL. | 1979 1,000 DOL. |
| POULTRY MEAT-FR,FR? | MT | 15,729 | 15,842 | 22,421 | 26,101 |
| CHICKENS | MT | 1,969 | 1,499 | 2,468 | 2,911 |
| TURKEYS | MT | 11,679 | 12,168 | 17,408 | 20,343 |
| POULTRY MEATS-PREP | MT | 199 | 954 | 951 | 2,167 |
| EGGS | NA | --- | --- | 7,719 | 6,790 |
| DAIRY PRODUCTS | NA | --- | --- | 3,185 | 3,065 |
| EVAP & COND MILK | MT | 112 | 163 | 61 | 108 |
| NONFAT DRY MILK | MT | 20 | 860 | 55 | 355 |
| BUTTER & ANHYDROUS | MT | 1 | 0 | 2 | 0 |
| CHEESE | MT | 28 | 35 | 61 | 71 |
| FATS,OILS AND GREASES | MT | 311,891 | 252,362 | 125,568 | 128,212 |
| LARD | MT | 5,265 | 2,195 | 2,428 | 1,239 |
| TALLOW-INEDITBLE | MT | 283,888 | 237,546 | 113,192 | 119,372 |
| HIDES AND SKINS | NA | --- | --- | 177,346 | 292,531 |
| CATTLE HIDES | MNO | 2,293 | 3,405 | 48,282 | 101,859 |
| CATTLE HIDES-WHOLE | MNO | 2,245 | 3,103 | 47,596 | 97,083 |
| FURSKINS | NA | --- | --- | 116,193 | 170,789 |
| OTHER ANIMAL PRODUCTS | NA | --- | --- | 56,884 | 72,039 |
| GRAINS AND PREPARATIONS | NA | --- | --- | 1,502,536 | 1,365,038 |
| WHEAT AND PRODUCTS | MT | 1,922,039 | 1,644,606 | 236,993 | 238,147 |
| WHFAT AND WHEAT FLOUR | MT | 1,921,113 | 1,644,472 | 236,826 | 238,066 |
| WHEAT | MT | 1,917,788 | 1,641,551 | 236,194 | 237,535 |
| WHEAT FLOUR-GR EQ | MT | 3,325 | 2,921 | 632 | 531 |
| BULGUR & ROLLED WHEAT | MT | 219 | 20 | 145 | 6 |
| RICE | MT | 339,222 | 308,633 | 99,659 | 82,547 |
| FEED GRAINS & PRODUCTS | MT | 11,454,270 | 9,300,195 | 1,155,855 | 1,034,174 |
| FEED GRAINS | MT | 11,443,850 | 9,287,035 | 1,152,308 | 1,029,125 |
| BARLEY | MT | 49,549 | 4,785 | 4,306 | 418 |
| CORN | MT | 11,148,254 | 9,232,191 | 1,124,733 | 1,023,507 |
| GRAIN SORGHUMS | MT | 94,046 | 38,514 | 8,589 | 4,208 |
| OATS | MT | 152,001 | 10,545 | 14,682 | 992 |
| BLENDED FOOD PRODUCTS | MT | 119 | 636 | 100 | 299 |
| FRUITS AND PREPARATIONS | NA | --- | --- | 173,690 | 159,316 |
| FRESH | MT | 174,705 | 148,481 | 54,281 | 60,453 |
| CITRUS | MT | 152,084 | 130,093 | 39,825 | 45,931 |
| OTHER | MT | 22,621 | 18,388 | 14,455 | 14,520 |
| DRIED | MT | 47,690 | 29,900 | 56,490 | 46,078 |
| CANNED | MT | 51,091 | 24,229 | 30,954 | 17,497 |
| FRUIT JUICES | MLT | 44,609 | 51,690 | 25,078 | 30,593 |
| NUTS AND PREPARATIONS | NA | --- | --- | 143,673 | 215,496 |
| VEGETABLES & PREPARATIONS | NA | --- | --- | 95,749 | 102,103 |
| FRESH | MT | 15,572 | 13,483 | 6,454 | 6,804 |
| VEGETABLES-FROZEN | MT | 2,979 | 5,919 | 1,892 | 3,757 |
| PULSES | MT | 112,094 | 112,695 | 49,734 | 44,764 |
| DRIED BEANS | MT | 101,299 | 83,516 | 44,695 | 33,227 |
| DRIED PEAS | MT | 6,154 | 21,091 | 2,609 | 6,993 |
| DRIED LENTILS | MT | 4,641 | 8,088 | 2,428 | 4,545 |
| CANNED | MT | 17,583 | 20,672 | 11,559 | 14,966 |
| HOPS-INC EXTRACT EQ | MT | 571 | 562 | 1,088 | 1,419 |
| FEEDS,FOODERS-EX OILCAKE | NA | --- | --- | 350,864 | 503,010 |
| CORN BYPRODUCTS | MT | 1,791,012 | 2,011,316 | 231,302 | 315,277 |
| ALFALFA MEAL AND CUBES | MT | 127,869 | 162,074 | 13,188 | 18,031 |
| OILSEEDS AND PRODUCTS | NA | --- | --- | 3,047,621 | 3,310,619 |
| OILCAKE AND MEAL | MT | 2,995,969 | 3,106,379 | 571,639 | 654,018 |
| SOYBEAN | MT | 2,841,135 | 2,896,815 | 548,952 | 622,575 |
| OILSEEDS | NA | --- | --- | 2,393,121 | 2,582,544 |
| SOYBEANS | MT | 8,851,302 | 8,451,400 | 2,112,751 | 2,256,618 |
| OILS AND WAXES-VEG | MT | 102,578 | 66,265 | 66,821 | 53,365 |
| OILS-SOYA,COTTONSEED | MT | 36,909 | 11,689 | 20,025 | 8,408 |

TABLE 13 --U.S. AGRICULTURAL EXPORTS: QUANTITY AND VALUE, AREA BY COMMODITY GROUP, FISCAL YEARS 1978 AND 1979--CONTINUED

| AREA AND COMMODITY GROUP | UNIT | QUANTITY | | VALUE | |
|-----------------------------|------|-----------|-----------|--------------------|--------------------|
| | | 1978 | 1979 | 1978 1,000 DOL. | 1979 1,000 DOL. |
| SOYBEAN | MT | 30,686 | 3,628 | 15,750 | 2,394 |
| COTTONSEED | MT | 6,223 | 8,061 | 4,275 | 6,012 |
| TOBACCO, UNMANUFACTURED | MT | 115,327 | 134,235 | 453,719 | 566,431 |
| BURLY | MT | 18,676 | 19,139 | 74,709 | 88,193 |
| FLUE-CURED | MT | 72,085 | 85,470 | 333,881 | 415,689 |
| COTTON-EX LINTERS | MT | 66,834 | 95,067 | 112,477 | 149,837 |
| COTTON LINTERS | MT | 14,893 | 15,623 | 2,599 | 4,227 |
| ESSENTIAL OILS | MT | 3,924 | 4,762 | 38,021 | 39,239 |
| SEEDS-FIELD AND GARDEN | NA | --- | --- | 47,160 | 50,359 |
| OTHER VEGETABLE PRODS | NA | --- | --- | 58,895 | 100,826 |
| EC (6) | --- | --- | --- | 5,480,782 | 6,008,715 |
| ANIMALS & ANIMAL PRODUCTS | NA | --- | --- | 456,566 | 598,479 |
| ANIMALS-LIVE, EX POULTRY | NA | --- | --- | 8,812 | 21,730 |
| CATTLE | MNO | 2 | 1 | 1,760 | 2,228 |
| MEATS AND MEAT PRODUCTS | MT | 142,104 | 129,176 | 166,033 | 107,923 |
| MEATS-FRESH, FROZEN | MT | 141,671 | 128,767 | 164,842 | 106,961 |
| BEEF AND VEAL | MT | 1,206 | 837 | 3,925 | 3,726 |
| PORK | MT | 631 | 1,068 | 810 | 2,472 |
| VARIOUS MEATS | MT | 92,834 | 75,291 | 81,345 | 93,852 |
| MEATS-PREP, PRES | MT | 433 | 409 | 1,191 | 962 |
| BEEF | MT | 129 | 99 | 391 | 401 |
| PORK | MT | 127 | 230 | 329 | 405 |
| POULTRY & POULTRY PRODS | NA | --- | --- | 27,751 | 28,732 |
| POULTRY-LIVE | NA | --- | --- | 2,222 | 2,277 |
| BABY CHICKS-BREEDER | MNO | 987 | 725 | 2,211 | 2,258 |
| PARY CHICKS-EX BRDR | MNO | 17 | 0 | 5 | 0 |
| POULTRY MEATS | MT | 13,966 | 13,215 | 18,357 | 19,705 |
| POULTRY MEAT-FR, FRZ | MT | 13,869 | 12,371 | 17,972 | 18,069 |
| CHICKENS | MT | 1,352 | 694 | 1,531 | 1,016 |
| TURKEYS | MT | 10,494 | 9,613 | 14,042 | 14,510 |
| POULTRY MEATS-PREP | MT | 97 | 844 | 383 | 1,636 |
| EGGS | NA | --- | --- | 5,236 | 5,596 |
| DAIRY PRODUCTS | NA | --- | --- | 1,443 | 1,706 |
| EVAP & COND MILK | MT | 97 | 163 | 55 | 108 |
| NONFAT DRY MILK | MT | 10 | 855 | 31 | 342 |
| CHEESE | MT | 26 | 23 | 54 | 39 |
| FATS, OILS AND GREASES | MT | 247,214 | 180,221 | 98,538 | 91,042 |
| LARD | MT | 318 | 0 | 140 | 0 |
| TALLOW-INEDIBLE | MT | 228,028 | 174,315 | 90,223 | 87,595 |
| HIDES AND SKINS | NA | --- | --- | 133,151 | 228,534 |
| CATTLE HIDES | MNO | 2,244 | 3,330 | 47,428 | 99,671 |
| CATTLE HIDES-WHOLE | MNO | 2,201 | 3,034 | 46,791 | 95,015 |
| HIDE SKINS | NA | --- | --- | 76,063 | 112,707 |
| OTHER ANIMAL PRODUCTS | NA | --- | --- | 20,837 | 28,815 |
| GRAINS AND PREPARATIONS | NA | --- | --- | 1,275,548 | 1,077,407 |
| WHEAT AND PRODUCTS | MT | 1,772,302 | 1,313,130 | 217,691 | 189,134 |
| WHEAT AND WHEAT FLOUR | MT | 1,771,384 | 1,313,081 | 217,543 | 189,116 |
| WHEAT | MT | 1,769,177 | 1,311,199 | 217,188 | 188,766 |
| WHEAT FLOUR-GR EQ | MT | 2,207 | 1,882 | 355 | 350 |
| PULGUR & ROLLED WHEAT | MT | 915 | 20 | 142 | 6 |
| RICE | MT | 324,039 | 256,835 | 93,918 | 65,176 |
| FEED GRAINS & PRODUCTS | MT | 9,388,748 | 7,295,042 | 956,383 | 816,359 |
| FEED GRAINS | MT | 9,384,387 | 7,288,666 | 954,575 | 813,458 |
| BARLEY | MT | 49,549 | 4,795 | 4,306 | 418 |
| CORN | MT | 9,089,047 | 7,234,560 | 927,017 | 807,898 |
| GRAIN SORGHUMS | MT | 93,790 | 38,821 | 8,571 | 4,160 |
| WHEAT | MT | 152,001 | 10,500 | 14,682 | 982 |
| BLENDED FOOD PRODUCTS | MT | 110 | 569 | 82 | 252 |

TABLE 13.--U.S. AGRICULTURAL EXPORTS: QUANTITY AND VALUE, AREA BY COMMODITY GROUP, FISCAL YEARS 1978 AND 1979--CONTINUED

| AREA AND COMMODITY GROUP | UNIT | QUANTITY | | VALUE | |
|-----------------------------|------|-----------|-----------|--------------------|--------------------|
| | | 1978 | 1979 | 1978 1,000 DOL. | 1979 1,000 DOL. |
| FRUITS AND PREPARATIONS | NA | --- | --- | 137,509 | 125,079 |
| FRESH | MT | 151,932 | 129,890 | 44,432 | 50,234 |
| CITRUS | MT | 141,653 | 122,063 | 36,861 | 42,842 |
| OTHER | MT | 10,279 | 7,827 | 7,571 | 7,391 |
| DRIED | MT | 36,960 | 21,557 | 42,729 | 32,416 |
| CANNED | MT | 44,546 | 21,460 | 27,151 | 15,463 |
| FRUIT JUICES | MLT | 34,622 | 41,551 | 19,040 | 24,350 |
| NUTS AND PREPARATIONS | NA | --- | --- | 120,455 | 160,160 |
| VEGETABLES & PREPARATIONS | NA | --- | --- | 44,322 | 51,899 |
| FRESH | MT | 12,306 | 5,836 | 4,434 | 3,016 |
| VEGETABLES-FROZEN | MT | 820 | 1,272 | 403 | 689 |
| PULSES | MT | 51,951 | 57,794 | 19,260 | 22,150 |
| DRIED BEANS | MT | 44,642 | 41,920 | 15,588 | 15,048 |
| DRIED PEAS | MT | 2,702 | 8,151 | 1,264 | 2,787 |
| DRIED LENTILS | MT | 4,607 | 7,713 | 2,407 | 4,315 |
| CANNED | MT | 12,441 | 13,779 | 7,388 | 8,544 |
| HOPS-INC EXTRACT EQ | MT | 66 | 201 | 107 | 620 |
| FEEDS, FODDERS-EX OILCAKE | NA | --- | --- | 334,628 | 480,388 |
| CORN BYPRODUCTS | MT | 1,778,762 | 1,973,987 | 229,739 | 309,487 |
| ALFALFA MEAL AND CUBES | MT | 127,843 | 162,051 | 13,176 | 18,030 |
| OILSEEDS AND PRODUCTS | NA | --- | --- | 2,677,880 | 2,978,191 |
| OILCAKE AND MEAL | MT | 2,725,201 | 2,746,312 | 528,403 | 583,418 |
| SOYBEAN | MT | 2,619,558 | 2,646,490 | 513,161 | 566,895 |
| OILSEEDS | NA | --- | --- | 2,075,923 | 2,330,726 |
| SOYBEANS | MT | 7,700,626 | 7,558,851 | 1,834,855 | 2,020,979 |
| OILS AND WAXES-VEG | MT | 97,316 | 59,873 | 62,512 | 47,477 |
| OILS-SOYA, COTTONSEED | MT | 34,015 | 9,553 | 18,183 | 6,864 |
| SOYBEAN | MT | 29,168 | 3,607 | 15,090 | 2,366 |
| COTTONSEED | MT | 4,847 | 5,946 | 3,093 | 4,497 |
| TOBACCO, UNMANUFACTURED | MT | 62,406 | 71,802 | 240,080 | 299,707 |
| BURLAP | MT | 13,396 | 15,917 | 53,195 | 72,425 |
| FLUE-CURED | MT | 36,431 | 38,759 | 151,058 | 176,956 |
| COTTON-EX LINTERS | MT | 53,897 | 74,250 | 91,493 | 115,931 |
| COTTON LINTERS | MT | 14,259 | 15,245 | 2,438 | 4,107 |
| ESSENTIAL OILS | MT | 2,376 | 3,092 | 18,359 | 20,225 |
| SEEDS-FIELD AND GARDEN | NA | --- | --- | 38,196 | 39,909 |
| OTHER VEGETABLE PRODS | NA | --- | --- | 43,204 | 57,238 |
| EC (3) | --- | --- | --- | 1,170,817 | 1,372,326 |
| ANIMALS & ANIMAL PRODUCTS | NA | --- | --- | 168,026 | 216,068 |
| ANIMALS-LIVE, EX POULTRY | NA | --- | --- | 19,883 | 23,925 |
| MEATS AND MEAT PRODUCTS | MT | 37,979 | 31,553 | 30,874 | 35,977 |
| MEATS-FRESH, FROZEN | MT | 37,727 | 31,283 | 30,028 | 35,381 |
| BEEF AND VEAL | MT | 239 | 277 | 842 | 1,367 |
| PORK | MT | 529 | 594 | 679 | 1,152 |
| VARIETY MEATS | MT | 36,785 | 30,294 | 28,285 | 32,534 |
| MEATS-PREP, PRES | MT | 252 | 270 | 846 | 596 |
| BEEF | MT | 42 | 22 | 309 | 184 |
| PORK | MT | 77 | 159 | 218 | 135 |
| POULTRY & POULTRY PRODS | NA | --- | --- | 8,256 | 10,416 |
| POULTRY-LIVE | NA | --- | --- | 594 | 558 |
| BABY CHICKS-BREEDER | MNO | 140 | 169 | 554 | 555 |
| BABY CHICKS-EX BRDR | MNO | 1 | 1 | 3 | 1 |
| POULTRY MEATS | MT | 1,962 | 3,581 | 5,017 | 8,563 |
| POULTRY MEAT-FR, FRZ | MT | 1,860 | 3,471 | 4,449 | 8,032 |
| CHICKENS | MT | 617 | 795 | 937 | 1,895 |
| TURKEYS | MT | 1,185 | 2,555 | 3,366 | 5,833 |
| POULTRY MEATS-PREP | MT | 102 | 110 | 568 | 531 |
| EGGS | NA | --- | --- | 2,483 | 1,194 |

TABLE 13.--U.S. AGRICULTURAL EXPORTS: QUANTITY AND VALUE, AREA BY COMMODITY GROUP, FISCAL YEARS 1978 AND 1979--CONTINUED

| AREA AND COMMODITY GROUP | UNIT | QUANTITY | | VALUE | |
|-----------------------------|------|-----------|-----------|--------------------|--------------------|
| | | 1978 | 1979 | 1978 1,000 DOL. | 1979 1,000 DOL. |
| DAIRY PRODUCTS | NA | --- | --- | 1,742 | 1,359 |
| EVAP & COND MILK | MT | 15 | 0 | 6 | 0 |
| NONFAT DRY MILK | MT | 10 | 5 | 24 | 13 |
| BUTTER & ANHYDROUS | MT | 1 | 0 | 2 | 0 |
| CHEESE | MT | 2 | 12 | 7 | 32 |
| FATS, OILS AND GREASES | MT | 64,677 | 72,141 | 27,030 | 37,170 |
| LARD | MT | 4,947 | 2,195 | 2,288 | 1,239 |
| TALLOW-INEDIBLE | MT | 55,860 | 63,231 | 22,969 | 31,777 |
| HIDES AND SKINS | NA | --- | --- | 44,195 | 63,997 |
| CATTLE HIDES | MNO | 49 | 75 | 854 | 2,188 |
| CATTLE HIDES-WHOLF | MNO | 44 | 69 | 805 | 2,068 |
| FURSKINS | NA | --- | --- | 40,130 | 58,082 |
| OTHER ANIMAL PRODUCTS | NA | --- | --- | 36,047 | 43,224 |
| GRAINS AND PREPARATIONS | NA | --- | --- | 226,888 | 287,631 |
| WHEAT AND PRODUCTS | MT | 149,737 | 331,476 | 19,302 | 49,013 |
| WHEAT AND WHEAT FLOUR | MT | 149,729 | 331,391 | 19,283 | 48,950 |
| WHEAT | MT | 148,611 | 330,352 | 19,006 | 48,769 |
| WHEAT FLOUR-GR EQ | MT | 1,118 | 1,039 | 277 | 181 |
| BULGUR & ROLLED WHEAT | MT | 4 | 0 | 3 | 0 |
| RICE | MT | 15,183 | 51,798 | 5,741 | 17,371 |
| FEED GRAINS & PRODUCTS | MT | 2,065,522 | 2,005,153 | 199,472 | 217,815 |
| FEED GRAINS | MT | 2,059,463 | 1,998,369 | 197,733 | 215,667 |
| CORN | MT | 2,059,207 | 1,997,631 | 197,716 | 215,609 |
| CRAIN SORGHUMS | MT | 256 | 693 | 18 | 48 |
| OATS | MT | 0 | 45 | 0 | 10 |
| BLFNED FOOD PRODUCTS | MT | 9 | 67 | 18 | 47 |
| FRUITS AND PREPARATIONS | NA | --- | --- | 36,181 | 34,237 |
| FRESH | MT | 22,773 | 18,591 | 9,849 | 10,219 |
| CITRUS | MT | 10,431 | 8,030 | 2,964 | 3,089 |
| OTHER | MT | 12,342 | 10,561 | 6,884 | 7,129 |
| DRIED | MT | 13,730 | 8,343 | 13,761 | 13,662 |
| CANNED | MT | 6,545 | 2,769 | 3,803 | 2,034 |
| FRUIT JUICES | MLT | 9,987 | 10,139 | 5,038 | 6,243 |
| NUTS AND PREPARATIONS | NA | --- | --- | 23,218 | 55,336 |
| VEGETABLES & PREPARATIONS | NA | --- | --- | 51,427 | 50,204 |
| FRESH | MT | 3,266 | 7,647 | 2,020 | 3,788 |
| VEGETABLES-FROZEN | MT | 2,159 | 4,647 | 1,489 | 3,068 |
| PULSES | MT | 60,143 | 54,911 | 30,474 | 22,614 |
| DRIED BEANS | MT | 56,657 | 41,506 | 29,107 | 18,179 |
| DRIED PEAS | MT | 3,452 | 12,940 | 1,345 | 4,206 |
| DRIED LENTILS | MT | 34 | 375 | 21 | 230 |
| CANNED | MT | 5,142 | 6,893 | 4,171 | 6,422 |
| HOPS-INC EXTRACT EQ | MT | 505 | 361 | 981 | 799 |
| FEEDS, FODDERS-EX OILCAKE | NA | --- | --- | 16,236 | 22,622 |
| CORN BYPRODUCTS | MT | 12,250 | 37,329 | 1,563 | 5,790 |
| ALFALFA MEAL AND CUBES | MT | 26 | 23 | 12 | 1 |
| OILSEEDS AND PRODUCTS | NA | --- | --- | 369,741 | 332,428 |
| OILCAKE AND MEAL | MT | 270,768 | 360,067 | 43,236 | 70,600 |
| SOYBEAN | MT | 221,577 | 250,325 | 34,891 | 55,680 |
| OILSEEDS | NA | --- | --- | 317,198 | 251,818 |
| SOYBEANS | MT | 1,150,676 | 892,549 | 277,896 | 235,639 |
| OILS AND WAXES-VEG | MT | 5,262 | 6,392 | 4,309 | 5,888 |
| OILS-SOYA, COTTONSEED | MT | 2,894 | 2,136 | 1,842 | 1,544 |
| SOYBEAN | MT | 1,518 | 21 | 560 | 28 |
| COTTONSEED | MT | 1,376 | 2,115 | 1,182 | 1,515 |
| TOBACCO, UNMANUFACTURED | MT | 52,921 | 62,433 | 213,639 | 266,724 |
| BURLFY | MT | 5,280 | 3,222 | 21,514 | 15,768 |
| FLUE-CURED | MT | 35,654 | 46,661 | 182,823 | 238,733 |
| COTTON-EX LINTERS | MT | 12,937 | 20,817 | 20,984 | 33,906 |

TABLE 13 --U.S. AGRICULTURAL EXPORTS: QUANTITY AND VALUE, AREA BY COMMODITY GROUP, FISCAL YEARS 1978 AND 1979--CONTINUED

| AREA AND COMMODITY GROUP | UNIT | QUANTITY | | VALUE | |
|-----------------------------|------|-----------|-----------|--------------------|--------------------|
| | | 1978 | 1979 | 1978 1,000 DOL. | 1979 1,000 DOL. |
| COTTON LINTERS | MT | 634 | 378 | 161 | 120 |
| ESSENTIAL OILS | MT | 1,548 | 1,670 | 19,662 | 19,014 |
| SEEDS-FIELD AND GARDEN | NA | --- | --- | 8,964 | 10,450 |
| OTHER VEGETABLE PRODS | NA | --- | --- | 15,691 | 43,588 |
| OTHER WESTERN EUROPE | --- | --- | --- | 1,827,176 | 2,037,237 |
| ANIMALS & ANIMAL PRODUCTS | NA | --- | --- | 111,106 | 165,624 |
| ANIMALS-LIVE,EX POULTRY | NA | --- | --- | 1,940 | 2,468 |
| CATTLE | MNO | 1 | 0 | 1,200 | 183 |
| MEATS AND MEAT PRODUCTS | MT | 2,952 | 3,816 | 6,933 | 10,930 |
| MEATS-FRESH,FROZEN | MT | 2,646 | 3,473 | 6,145 | 10,109 |
| BEEF AND VEAL | MT | 446 | 558 | 3,032 | 4,199 |
| PORK | MT | 92 | 139 | 91 | 388 |
| VARIETY MEATS | MT | 1,384 | 1,789 | 1,194 | 2,463 |
| MEATS-PREP,PRES | MT | 306 | 343 | 789 | 819 |
| BEEF | MT | 20 | 54 | 116 | 152 |
| PORK | MT | 118 | 102 | 333 | 284 |
| POULTRY & POULTRY PRODS | NA | --- | --- | 8,845 | 8,599 |
| POULTRY-LIVE | NA | --- | --- | 2,109 | 1,803 |
| PARY CHICKS-BRFEDER | MNO | 482 | 429 | 2,107 | 1,764 |
| PARY CHICKS-EX BRDR | MNO | 1 | 2 | 1 | 24 |
| POULTRY MEATS | MT | 2,375 | 2,294 | 3,803 | 4,212 |
| POULTRY MEAT-FR,FRZ | MT | 2,282 | 2,203 | 3,258 | 3,664 |
| CHICKENS | MT | 891 | 859 | 1,014 | 1,235 |
| TURKEYS | MT | 1,104 | 1,201 | 1,811 | 2,127 |
| POULTRY MEATS-PREP | MT | 93 | 91 | 546 | 549 |
| EGGS | NA | --- | --- | 2,684 | 2,311 |
| DAIRY PRODUCTS | NA | --- | --- | 1,093 | 1,289 |
| EVAP & COND MILK | MT | 32 | 57 | 23 | 29 |
| NONFAT DRY MILK | MT | 1 | 34 | 2 | 19 |
| BUTTER & ANHYDROUS | MT | 1 | 0 | 4 | 0 |
| CHEESE | MT | 26 | 34 | 72 | 107 |
| FATS,OILS AND GREASES | MT | 42,368 | 59,551 | 17,900 | 30,427 |
| LARD | MT | 24 | 44 | 15 | 34 |
| TALLOW-INEDIBLE | MT | 41,545 | 56,210 | 17,352 | 28,576 |
| HIDES AND SKINS | NA | --- | --- | 67,314 | 102,882 |
| CATTLE HIDES | MNO | 1,074 | 1,336 | 23,075 | 46,441 |
| CATTLE HIDES-WHOLE | MNO | 1,057 | 1,274 | 22,782 | 44,813 |
| HOPSKINS | NA | --- | --- | 41,506 | 53,527 |
| OTHER ANIMAL PRODUCTS | NA | --- | --- | 7,081 | 9,030 |
| GRAINS AND PREPARATIONS | NA | --- | --- | 635,258 | 730,850 |
| WHEAT AND PRODUCTS | MT | 656,723 | 920,212 | 80,013 | 135,887 |
| WHEAT AND WHEAT FLOUR | MT | 656,711 | 920,195 | 80,009 | 135,864 |
| WHEAT | MT | 652,421 | 915,247 | 79,132 | 134,832 |
| WHEAT FLOUR-GR EQ | MT | 4,290 | 4,948 | 877 | 1,032 |
| BULGUR & ROLLED WHEAT | MT | 2 | 0 | 1 | 0 |
| RICE | MT | 62,855 | 126,951 | 27,021 | 44,469 |
| FEED GRAINS & PRODUCTS | MT | 5,157,878 | 4,857,589 | 524,133 | 543,669 |
| FEED GRAINS | MT | 5,154,630 | 4,854,393 | 523,456 | 542,926 |
| BARLEY | MT | 8,708 | 677 | 1,091 | 68 |
| CORN | MT | 4,501,127 | 4,562,233 | 463,522 | 511,448 |
| GRAIN SORGHUMS | MT | 639,860 | 291,483 | 58,416 | 31,409 |
| OATS | MT | 4,935 | 0 | 429 | 0 |
| BLENDED FOOD PRODUCTS | MT | 295 | 70 | 182 | 30 |
| FRUITS AND PREPARATIONS | NA | --- | --- | 66,178 | 67,585 |
| FRESH | MT | 35,742 | 30,602 | 14,385 | 15,159 |
| CITRUS | MT | 10,180 | 7,263 | 3,046 | 2,926 |
| OTHER | MT | 25,562 | 23,339 | 11,340 | 12,235 |
| DRIED | MT | 19,832 | 15,415 | 30,060 | 30,094 |

TABLE 13--U.S. AGRICULTURAL EXPORTS: QUANTITY AND VALUE, AREA BY COMMODITY GROUP, FISCAL YEARS 1978 AND 1979--CONTINUED

| AREA AND COMMODITY GROUP | UNIT | QUANTITY | | VALUE | |
|-----------------------------|------|-----------|-----------|--------------------|--------------------|
| | | 1978 | 1979 | 1978 1,000 DOL. | 1979 1,000 DOL. |
| CANNED | MT | 17,342 | 15,203 | 10,963 | 11,690 |
| FRUIT JUICES | MLT | 18,551 | 20,016 | 10,176 | 10,150 |
| NUTS AND PREPARATIONS | NA | --- | --- | 33,440 | 66,104 |
| VEGETABLES & PREPARATIONS | NA | --- | --- | 25,822 | 33,509 |
| FRESH | MT | 8,446 | 10,068 | 3,291 | 4,268 |
| VEGETABLES-FROZEN | MT | 805 | 2,125 | 645 | 1,729 |
| PULSES | MT | 9,885 | 23,235 | 5,559 | 11,661 |
| DRIED BEANS | MT | 5,083 | 9,821 | 2,959 | 4,345 |
| DRIED PEAS | MT | 3,395 | 4,430 | 1,646 | 1,895 |
| DRIED LENTILS | MT | 1,407 | 8,984 | 959 | 5,420 |
| CANNED | MT | 7,492 | 5,871 | 5,638 | 4,419 |
| HOPS-INC EXTRACT EQ | MT | 39 | 141 | 93 | 582 |
| FEEDS, FODDERS-EX OILCAKE | NA | --- | --- | 8,838 | 12,982 |
| CORN BYPRODUCTS | MT | 528 | 1,068 | 164 | 298 |
| OILSEEDS AND PRODUCTS | NA | --- | --- | 703,264 | 753,686 |
| OILCAKE AND MEAL | MT | 484,741 | 467,681 | 98,101 | 106,265 |
| SOYBEAN | MT | 480,699 | 456,403 | 97,314 | 104,364 |
| OILSEEDS | NA | --- | --- | 594,111 | 641,618 |
| SOYBEANS | MT | 2,144,805 | 2,128,627 | 511,829 | 566,808 |
| OILS AND WAXES-VEG | MT | 11,629 | 760 | 7,857 | 1,113 |
| OILS-SOYA, COTTONSEED | MT | 9,511 | 151 | 5,393 | 150 |
| SOYBEAN | MT | 1,930 | 136 | 1,096 | 138 |
| COTTONSEED | MT | 7,581 | 15 | 4,297 | 12 |
| TOBACCO, UNMANUFACTURED | MT | 30,304 | 23,826 | 118,227 | 99,385 |
| BURLFY | MT | 4,644 | 4,159 | 22,313 | 21,615 |
| FLUE-CURED | MT | 16,115 | 12,949 | 73,319 | 62,329 |
| COTTON-EX LINTERS | MT | 56,255 | 49,407 | 101,330 | 75,578 |
| COTTON LINTERS | MT | 258 | 214 | 105 | 70 |
| ESSENTIAL OILS | MT | 545 | 839 | 3,634 | 4,719 |
| SEEDS-FIELD AND GARDEN | NA | --- | --- | 7,431 | 10,047 |
| OTHER VEGETABLE PRODS | NA | --- | --- | 12,541 | 16,999 |
| EASTERN EUROPE EX U.S.S.R | --- | --- | --- | 992,320 | 1,435,293 |
| ANIMALS & ANIMAL PRODUCTS | NA | --- | --- | 82,686 | 146,477 |
| ANIMALS-LIVE, EX POULTRY | NA | --- | --- | 4,093 | 292 |
| CATTLE | MNO | 3 | 0 | 3,961 | 200 |
| MEATS AND MEAT PRODUCTS | MT | 1,083 | 779 | 668 | 526 |
| MEATS-FRESH, FROZEN | MT | 1,077 | 744 | 631 | 463 |
| REEF AND VEAL | MT | 0 | 2 | 0 | 24 |
| PORK | MT | 7 | 0 | 28 | 0 |
| VARIETY MEATS | MT | 1,020 | 733 | 371 | 414 |
| MEATS-PREP, PRES | MT | 6 | 35 | 37 | 63 |
| PORK | MT | 4 | 35 | 15 | 63 |
| POULTRY & POULTRY PRODS | NA | --- | --- | 256 | 1,223 |
| POULTRY-LIVE | NA | --- | --- | 215 | 1,009 |
| BABY CHICKS-BREEDER | MNO | 7 | 131 | 215 | 993 |
| POULTRY MEATS | MT | 17 | 4 | 23 | 50 |
| POULTRY MEAT-FR, FRZ | MT | 16 | 2 | 12 | 20 |
| TURKEYS | MT | 16 | 0 | 12 | 0 |
| POULTRY MEATS-PREP | MT | 1 | 2 | 11 | 30 |
| EGGS | NA | --- | --- | 4 | 155 |
| DAIRY PRODUCTS | NA | --- | --- | 247 | 333 |
| CHFESE | MT | 1 | 0 | 1 | 0 |
| FATS, OILS AND GREASES | MT | 9,995 | 8,061 | 4,184 | 4,574 |
| TALLOW-INEDIBLE | MT | 9,995 | 8,046 | 4,184 | 4,560 |
| HIDES AND SKINS | NA | --- | --- | 72,492 | 138,311 |
| CATTLE HIDES | MNO | 3,194 | 3,580 | 63,727 | 130,421 |
| CATTLE HIDES-WHOLE | MNO | 3,194 | 3,553 | 63,727 | 129,383 |
| FURSKINS | NA | --- | --- | 1,477 | 2,217 |

TABLE 13 --U.S. AGRICULTURAL EXPORTS: QUANTITY AND VALUE, AREA BY COMMODITY GROUP, FISCAL YEARS 1978 AND 1979--CONTINUED

| AREA AND COMMODITY GROUP | UNIT | QUANTITY | | VALUE | |
|-----------------------------|------|-----------|-----------|--------------------|--------------------|
| | | 1978 | 1979 | 1978 1,000 DOL. | 1979 1,000 DOL. |
| OTHER ANIMAL PRODUCTS | NA | --- | --- | 746 | 1,219 |
| GRAINS AND PREPARATIONS | NA | --- | --- | 490,284 | 742,293 |
| WHEAT AND PRODUCTS | MT | 912,841 | 791,046 | 104,111 | 122,190 |
| WHEAT AND WHEAT FLOUR | MT | 912,841 | 791,046 | 104,111 | 122,190 |
| WHEAT | MT | 912,841 | 791,046 | 104,111 | 122,190 |
| RICE | MT | 17 | 34,911 | 34 | 9,334 |
| FEED GRAINS & PRODUCTS | MT | 3,792,656 | 5,490,489 | 385,486 | 610,646 |
| FEED GRAINS | MT | 3,792,656 | 5,490,481 | 385,486 | 610,642 |
| PARLEY | MT | 200,630 | 69,438 | 18,707 | 6,435 |
| CORN | MT | 3,068,522 | 5,024,182 | 314,588 | 561,014 |
| GRAIN SORGHUMS | MT | 506,072 | 396,861 | 50,554 | 43,193 |
| OATS | MT | 17,432 | 0 | 1,638 | 0 |
| FRUITS AND PREPARATIONS | NA | --- | --- | 8,537 | 7,903 |
| FRESH | MT | 31,646 | 22,308 | 8,015 | 7,796 |
| CITRUS | MT | 31,643 | 22,276 | 8,012 | 7,779 |
| OTHER | MT | 3 | 32 | 3 | 17 |
| DRIED | MT | 19 | 0 | 15 | 0 |
| CANNED | MT | 0 | 15 | 0 | 10 |
| FRUIT JUICES | MLT | 597 | 230 | 507 | 97 |
| NUTS AND PREPARATIONS | NA | --- | --- | 2,588 | 574 |
| VEGETABLES & PREPARATIONS | NA | --- | --- | 110 | 3,757 |
| FRESH | MT | 0 | 1 | 0 | 1 |
| PULSES | MT | 66 | 7,328 | 81 | 3,316 |
| DRIED BEANS | MT | 16 | 7,198 | 23 | 3,251 |
| DRIED LENTILS | MT | 50 | 130 | 58 | 64 |
| CANNED | MT | 3 | 31 | 11 | 44 |
| HOPS-INC EXTRACT EQ | MT | 0 | 132 | 0 | 334 |
| FEEDS, FODDERS-EX OILCAKE | NA | --- | --- | 357 | 696 |
| OILSEEDS AND PRODUCTS | NA | --- | --- | 364,167 | 469,546 |
| OILCAKE AND MEAL | MT | 1,054,445 | 1,228,274 | 212,740 | 282,164 |
| SOYBEAN | MT | 943,332 | 1,190,295 | 194,043 | 275,441 |
| OILSEEDS | NA | --- | --- | 136,755 | 160,756 |
| SOYBEANS | MT | 530,598 | 512,778 | 126,765 | 146,075 |
| OILS AND WAXES-VEG | MT | 18,349 | 28,342 | 8,177 | 18,496 |
| OILS-SOYA, COTTONSEED | MT | 1,514 | 23,792 | 930 | 14,907 |
| SOYBEAN | MT | 1,514 | 23,792 | 930 | 14,907 |
| TORACCO, UNMANUFACTURED | MT | 3,670 | 4,434 | 13,574 | 18,534 |
| BURLY | MT | 583 | 149 | 2,611 | 566 |
| FLUE-CURED | MT | 2,265 | 3,700 | 9,614 | 17,118 |
| COTTON-EX LINTERS | MT | 17,927 | 27,653 | 25,445 | 40,441 |
| COTTON LINTERS | MT | 2,833 | 4,557 | 327 | 586 |
| ESSENTIAL OILS | MT | 12 | 7 | 111 | 89 |
| SEEDS-FIELD AND GARDEN | NA | --- | --- | 1,400 | 2,018 |
| OTHER VEGETABLE PRODS | NA | --- | --- | 1,734 | 2,379 |
| U.S.S.P. | --- | --- | --- | 1,796,554 | 2,067,714 |
| ANIMALS & ANIMAL PRODUCTS | NA | --- | --- | 27,029 | 50,142 |
| ANIMALS-LIVE, EX POULTRY | NA | --- | --- | 420 | 791 |
| CATTLE | MNO | 0 | 1 | 270 | 695 |
| MEATS AND MEAT PRODUCTS | MT | 0 | 1 | 0 | 2 |
| MEATS-PREP, PRES | MT | 0 | 1 | 0 | 2 |
| PORK | MT | 0 | 1 | 0 | 2 |
| FATS, OILS AND GREASES | MT | 43,706 | 84,923 | 18,744 | 47,944 |
| TALLOW-INEDIBLE | MT | 43,706 | 84,923 | 18,744 | 47,944 |
| HIDES AND SKINS | NA | --- | --- | 7,862 | 818 |
| CATTLE HIDES | MNO | 287 | 24 | 7,862 | 818 |
| CATTLE HIDES-WHOLE | MNO | 287 | 24 | 7,862 | 818 |
| OTHER ANIMAL PRODUCTS | NA | --- | --- | 4 | 587 |
| GRAINS AND PREPARATIONS | NA | --- | --- | 1,524,710 | 1,673,089 |

TABLE 13 --U.S. AGRICULTURAL EXPORTS: QUANTITY AND VALUE, AREA BY COMMODITY GROUP, FISCAL YEARS 1978 AND 1979--CONTINUED

| AREA AND COMMODITY GROUP | UNIT | QUANTITY | | VALUE | |
|---------------------------|------|------------|-----------|--------------------|--------------------|
| | | 1978 | 1979 | 1978 1,000 DOL. | 1979 1,000 DOL. |
| WHEAT AND PRODUCTS | MT | 3,413,912 | 3,840,692 | 412,945 | 538,599 |
| WHEAT AND WHEAT FLOUR | MT | 3,413,912 | 3,840,692 | 412,945 | 538,599 |
| WHEAT | MT | 3,413,912 | 3,840,692 | 412,945 | 538,599 |
| RICE | MT | 32,866 | 11,444 | 11,948 | 4,908 |
| FEED GRAINS & PRODUCTS | MT | 10,458,108 | 9,918,943 | 1,099,817 | 1,129,581 |
| FEED GRAINS | MT | 10,458,108 | 9,918,943 | 1,099,817 | 1,129,581 |
| BARLEY | MT | 0 | 69,765 | 0 | 9,315 |
| CORN | MT | 10,458,108 | 9,849,178 | 1,099,817 | 1,120,266 |
| FRUITS AND PREPARATIONS | NA | --- | --- | 4,787 | 2,749 |
| FRESH | MT | 12,486 | 7,369 | 3,075 | 2,799 |
| CITRUS | MT | 12,486 | 7,367 | 3,075 | 2,796 |
| OTHER | MT | 0 | 2 | 0 | 3 |
| DRIED | MT | 1,727 | 0 | 1,712 | 0 |
| NUTS AND PREPARATIONS | NA | --- | --- | 12,716 | 755 |
| VEGETABLES & PREPARATIONS | NA | --- | --- | 3,414 | 8,188 |
| FRESH | MT | 0 | 1 | 0 | 1 |
| CANNED | MT | 7 | 0 | 14 | 2 |
| HOPS-INC EXTRACT EQ | MT | 1,675 | 3,416 | 3,401 | 8,184 |
| OILSEEDS AND PRODUCTS | NA | --- | --- | 220,305 | 331,808 |
| OILCAKE AND MEAL | MT | 152 | 26,979 | 91 | 6,744 |
| SOYBEAN | MT | 0 | 26,979 | 0 | 6,744 |
| OILSEEDS | NA | --- | --- | 217,622 | 321,799 |
| SOYBEANS | MT | 744,180 | 1,177,662 | 199,738 | 321,393 |
| OILS AND WAXES-VEG | MT | 7 | 0 | 6 | 0 |
| OILS-SOYA,COTTONSEED | MT | 0 | 0 | 1 | 0 |
| COTTONSEED | MT | 0 | 0 | 1 | 0 |
| TOBACCO, UNMANUFACTURED | MT | 216 | 198 | 867 | 828 |
| FLUE-CURED | MT | 0 | 94 | 0 | 414 |
| SEEDS-FIELD AND GARDEN | NA | --- | --- | 2,567 | 72 |
| OTHER VEGETABLE PRODS | NA | --- | --- | 160 | 33 |
| ASIA | --- | --- | --- | 9,378,954 | 11,596,370 |
| ANIMALS & ANIMAL PRODUCTS | NA | --- | --- | 1,024,441 | 1,356,049 |
| ANIMALS-LIVE, EX POULTRY | NA | --- | --- | 42,532 | 45,968 |
| CATTLE | MNO | 36 | 24 | 35,063 | 33,570 |
| MEATS AND MEAT PRODUCTS | MT | 94,440 | 120,670 | 268,404 | 413,464 |
| MEATS-FRESH,FROZEN | MT | 89,848 | 115,013 | 258,246 | 394,773 |
| BEEF AND VEAL | MT | 37,769 | 39,216 | 125,192 | 167,044 |
| PORK | MT | 23,040 | 42,275 | 72,709 | 142,499 |
| VARIETY MEATS | MT | 25,791 | 31,290 | 54,564 | 80,794 |
| MEATS-PREP,PRES | MT | 4,592 | 5,657 | 10,160 | 18,693 |
| BEEF | MT | 1,072 | 1,694 | 2,131 | 7,835 |
| PORK | MT | 709 | 933 | 1,807 | 2,918 |
| POULTRY & POULTRY PRODS | NA | --- | --- | 133,563 | 139,144 |
| POULTRY-LIVE | NA | --- | --- | 9,074 | 11,280 |
| BABY CHICKS-BREEDER | MNO | 4,690 | 4,119 | 8,893 | 11,049 |
| BABY CHICKS-EX BRDR | MNO | 56 | 190 | 48 | 56 |
| POULTRY MEATS | MT | 74,323 | 78,194 | 80,900 | 98,363 |
| POULTRY MEAT-FR,FRZ | MT | 74,011 | 77,856 | 80,314 | 97,841 |
| CHICKENS | MT | 69,214 | 73,046 | 73,189 | 80,497 |
| TURKEYS | MT | 2,474 | 2,829 | 3,996 | 5,106 |
| POULTRY MEATS-PREP | MT | 312 | 338 | 582 | 521 |
| EGGS | NA | --- | --- | 29,112 | 19,714 |
| DAIRY PRODUCTS | NA | --- | --- | 48,268 | 31,401 |
| EVAP & COND MILK | MT | 299 | 358 | 300 | 442 |
| NONFAT DRY MILK | MT | 27,631 | 21,565 | 27,268 | 7,982 |
| BUTTER & ANHYDROUS | MT | 48 | 21 | 214 | 85 |
| CHEESE | MT | 1,164 | 1,454 | 4,071 | 5,206 |
| FATS,OILS AND GREASES | MT | 336,682 | 326,688 | 147,300 | 173,853 |

TABLE 13.--U.S. AGRICULTURAL EXPORTS: QUANTITY AND VALUE, AREA BY COMMODITY GROUP, FISCAL YEARS 1978 AND 1979--CONTINUED

| AREA AND COMMODITY GROUP | UNIT | QUANTITY | | VALUE | |
|-----------------------------|------|------------|------------|--------------------|--------------------|
| | | 1978 | 1979 | 1978 1,000 DOL. | 1979 1,000 DOL. |
| LARD | MT | 357 | 309 | 267 | 308 |
| TALLOW-INEDIBLE | MT | 322,443 | 315,557 | 139,116 | 165,081 |
| HIDES AND SKINS | NA | --- | --- | 368,421 | 534,384 |
| CATTLE HIDES | MNO | 13,828 | 12,442 | 341,444 | 488,956 |
| CATTLE HIDES-WHOLE | MNO | 13,642 | 12,327 | 338,801 | 486,131 |
| FURSKINC | NA | --- | --- | 4,893 | 9,475 |
| OTHER ANIMAL PRODUCTS | NA | --- | --- | 15,942 | 17,830 |
| GRAINS AND PREPARATIONS | NA | --- | --- | 3,828,453 | 4,855,816 |
| WHEAT AND PRODUCTS | MT | 12,947,629 | 14,095,632 | 1,628,256 | 2,068,730 |
| WHEAT AND WHEAT FLOUR | MT | 12,579,072 | 13,718,899 | 1,570,009 | 1,995,712 |
| WHEAT | MT | 12,022,299 | 13,295,752 | 1,487,604 | 1,923,662 |
| WHEAT FLOUR-GR EQ | MT | 556,773 | 423,147 | 82,410 | 72,052 |
| BULGUR & ROLLED WHEAT | MT | 367,750 | 375,699 | 57,705 | 72,187 |
| RICE | MT | 1,163,890 | 1,165,341 | 470,475 | 467,429 |
| FEED GRAINS & PRODUCTS | MT | 16,303,668 | 20,295,953 | 1,680,348 | 2,272,786 |
| FEED GRAINS | MT | 16,269,268 | 20,279,260 | 1,674,764 | 2,269,398 |
| BARLEY | MT | 476,590 | 114,985 | 46,253 | 12,942 |
| CORN | MT | 12,557,235 | 17,365,147 | 1,319,779 | 1,971,230 |
| GRAIN SORGHUMS | MT | 3,210,829 | 2,787,956 | 305,785 | 283,579 |
| WATS | MT | 24,614 | 11,172 | 2,945 | 1,648 |
| BLENDED FOOD PRODUCTS | MT | 80,896 | 82,631 | 31,254 | 26,901 |
| FRUITS AND PREPARATIONS | NA | --- | --- | 306,466 | 370,632 |
| FRESH | MT | 477,549 | 505,437 | 215,083 | 279,531 |
| CITRUS | MT | 404,269 | 412,658 | 167,502 | 211,052 |
| OTHER | MT | 73,280 | 92,779 | 47,580 | 68,478 |
| DRIED | MT | 25,102 | 11,885 | 31,568 | 21,720 |
| CANNED | MT | 42,907 | 39,074 | 29,120 | 30,658 |
| FRUIT JUICES | MLT | 31,978 | 38,340 | 25,294 | 30,774 |
| NUTS AND PREPARATIONS | NA | --- | --- | 49,815 | 81,737 |
| VEGETABLES & PREPARATIONS | NA | --- | --- | 148,940 | 187,612 |
| FRESH | MT | 48,966 | 66,800 | 15,711 | 24,925 |
| VEGETABLES-FROZEN | MT | 44,967 | 58,030 | 25,568 | 34,801 |
| PULSES | MT | 44,483 | 59,924 | 17,717 | 22,260 |
| DRIED BEANS | MT | 26,787 | 28,432 | 10,492 | 11,640 |
| DRIED PEAS | MT | 17,206 | 30,863 | 6,794 | 10,139 |
| DRIED LENTILS | MT | 490 | 623 | 432 | 481 |
| CANNED | MT | 36,713 | 42,242 | 28,216 | 33,938 |
| HOPS-INC EXTRACT EQ | MT | 1,124 | 1,206 | 3,402 | 4,056 |
| FEEDS, FODDERS-EX OILCAKE | NA | --- | --- | 120,200 | 147,364 |
| CORN BYPRODUCTS | MT | 5,249 | 1,156 | 692 | 214 |
| ALFALFA MEAL AND CUBES | MT | 305,925 | 351,033 | 29,604 | 37,401 |
| OILSEEDS AND PRODUCTS | NA | --- | --- | 1,947,842 | 2,379,197 |
| OILCAKE AND MEAL | MT | 527,412 | 521,338 | 108,002 | 123,855 |
| SOYBEAN | MT | 517,663 | 514,500 | 106,360 | 122,375 |
| OILSEEDS | NA | --- | --- | 1,405,640 | 1,709,164 |
| SOYBEANS | MT | 5,666,219 | 6,173,494 | 1,370,293 | 1,690,941 |
| OILS AND WAXES-VEG | MT | 684,415 | 777,975 | 427,857 | 539,442 |
| OILS-SOYA, COTTONSEED | MT | 638,671 | 737,541 | 375,272 | 488,335 |
| SOYBEAN | MT | 560,680 | 657,927 | 324,299 | 433,366 |
| COTTONSEED | MT | 77,991 | 79,614 | 50,973 | 54,970 |
| TOBACCO, UNMANUFACTURED | MT | 89,196 | 93,321 | 398,740 | 460,252 |
| BURLFY | MT | 12,189 | 13,423 | 65,208 | 78,425 |
| FLUE-CURED | MT | 61,135 | 68,850 | 325,679 | 377,646 |
| COTTON-EX LINTERS | MT | 936,926 | 1,067,188 | 1,350,275 | 1,474,784 |
| COTTON LINTERS | MT | 18,797 | 18,287 | 5,798 | 4,554 |
| ESSENTIAL OILS | MT | 1,956 | 2,780 | 17,339 | 21,867 |
| SEEDS-FIELD AND GARDEN | NA | --- | --- | 27,893 | 30,748 |
| OTHER VEGETABLE PRODS | NA | --- | --- | 152,745 | 226,773 |

TABLE 13 --U.S. AGRICULTURAL EXPORTS: QUANTITY AND VALUE, AREA BY COMMODITY GROUP, FISCAL YEARS 1978 AND 1979--CONTINUED

| AREA AND COMMODITY GROUP | UNIT | QUANTITY | | VALUE | |
|-----------------------------|------|-----------|-----------|--------------------|--------------------|
| | | 1978 | 1979 | 1978 1,000 DOL. | 1979 1,000 DOL. |
| WEST ASIA | --- | --- | --- | 1,205,468 | 1,464,119 |
| ANIMALS & ANIMAL PRODUCTS | NA | --- | --- | 83,182 | 58,404 |
| ANIMALS-LIVE+EX POULTRY | NA | --- | --- | 14,127 | 2,785 |
| CATTLE | MNO | 15 | 3 | 14,121 | 2,784 |
| MEATS AND MEAT PRODUCTS | MT | 7,388 | 7,301 | 18,732 | 23,928 |
| MEATS-FRESH,FROZEN | MT | 5,832 | 5,477 | 15,001 | 20,518 |
| BEEF AND VEAL | MT | 2,380 | 2,400 | 6,655 | 13,704 |
| PORK | MT | 186 | 70 | 694 | 228 |
| VARIETY MEATS | MT | 3,040 | 3,049 | 4,487 | 6,328 |
| MEATS-PREP,PRES | MT | 1,556 | 1,624 | 2,730 | 3,412 |
| BEEF | MT | 211 | 102 | 581 | 556 |
| PORK | MT | 104 | 70 | 226 | 140 |
| POULTRY & POULTRY PRODS | NA | --- | --- | 17,285 | 13,424 |
| POULTRY-LIVE | NA | --- | --- | 1,082 | 1,768 |
| BABY CHICKS-BREEDER | MNO | 768 | 623 | 1,026 | 1,725 |
| BABY CHICKS-EX PRDR | MNO | 0 | 7 | 0 | 2 |
| POULTRY MEATS | MT | 8,000 | 5,605 | 10,698 | 9,682 |
| POULTRY MEAT-FP,FRZ | MT | 7,904 | 5,613 | 10,481 | 9,547 |
| CHICKENS | MT | 6,753 | 4,503 | 8,376 | 7,471 |
| TURKEYS | MT | 642 | 607 | 1,252 | 1,113 |
| POULTRY MEATS-PREP | MT | 96 | 82 | 215 | 134 |
| EGGS | NA | --- | --- | 5,501 | 1,977 |
| DAIRY PRODUCTS | NA | --- | --- | 3,624 | 3,533 |
| EVAP & COND MILK | MT | 78 | 63 | 74 | 70 |
| NONFAT DRY MILK | MT | 3,306 | 2,300 | 4,595 | 819 |
| BUTTER & ANHYDROUS | MT | 14 | 6 | 36 | 17 |
| CHEESE | MT | 226 | 188 | 751 | 559 |
| FATS,OILS AND GREASES | MT | 40,043 | 16,422 | 17,836 | 9,008 |
| LARD | MT | 0 | 1 | 11 | 1 |
| TALLOW-INEDIBLE | MT | 39,595 | 15,747 | 17,333 | 8,396 |
| HIDES AND SKINS | NA | --- | --- | 4,613 | 3,741 |
| CATTLE HIDES | MNO | 186 | 79 | 4,261 | 2,557 |
| CATTLE HIDES-WHOLE | MNO | 183 | 73 | 4,227 | 2,478 |
| FURSKINS | NA | --- | --- | 51 | 114 |
| OTHER ANIMAL PRODUCTS | NA | --- | --- | 1,963 | 1,980 |
| GRAINS AND PREPARATIONS | NA | --- | --- | 829,155 | 913,754 |
| WHEAT AND PRODUCTS | MT | 2,905,677 | 2,352,041 | 361,098 | 349,934 |
| WHEAT AND WHEAT FLOUR | MT | 2,904,034 | 2,341,257 | 360,602 | 347,745 |
| WHEAT | MT | 2,602,767 | 2,124,624 | 313,597 | 306,192 |
| WHEAT FLOUR-GR EQ | MT | 301,267 | 216,633 | 47,006 | 41,554 |
| BULGUR & ROLLED WHEAT | MT | 1,194 | 10,736 | 214 | 1,960 |
| RICE | MT | 663,518 | 879,103 | 310,713 | 389,423 |
| FFED GRAINS & PRODUCTS | MT | 1,525,649 | 1,519,410 | 147,002 | 164,051 |
| FEED GRAINS | MT | 1,511,503 | 1,513,750 | 145,124 | 163,022 |
| BARLEY | MT | 148,359 | 35 | 12,325 | 6 |
| CORN | MT | 663,379 | 776,604 | 68,706 | 87,304 |
| RAIN SORGHUMS | MT | 699,765 | 737,111 | 64,092 | 75,711 |
| BLENDED FOOD PRODUCTS | MT | 3,370 | 2,414 | 1,165 | 922 |
| FRUITS AND PREPARATIONS | NA | --- | --- | 25,723 | 30,371 |
| FRESH | MT | 10,265 | 25,531 | 10,141 | 15,361 |
| CITRUS | MT | 234 | 228 | 145 | 139 |
| OTHER | MT | 10,031 | 25,303 | 9,996 | 15,222 |
| DRIED | MT | 188 | 628 | 239 | 651 |
| CANNED | MT | 8,627 | 4,775 | 5,503 | 3,991 |
| FRUIT JUICES | MLT | 14,080 | 14,206 | 8,796 | 8,544 |
| NUTS AND PREPARATIONS | NA | --- | --- | 9,701 | 13,349 |
| VEGETABLES & PREPARATIONS | NA | --- | --- | 40,223 | 46,063 |
| FRESH | MT | 1,428 | 564 | 801 | 452 |
| VEGETABLES-FROZEN | MT | 1,736 | 1,828 | 1,881 | 2,229 |

TABLE 13 --U.S. AGRICULTURAL EXPORTS: QUANTITY AND VALUE, AREA BY COMMODITY GROUP, FISCAL YEARS 1978 AND 1979--CONTINUED

| AREA AND COMMODITY GROUP | UNIT | QUANTITY | | VALUE | |
|-----------------------------|------|-----------|-----------|--------------------|--------------------|
| | | 1978 | 1979 | 1978 1,000 DOL. | 1979 1,000 DOL. |
| PULSES | MT | 13,773 | 16,440 | 7,235 | 8,006 |
| DRIED BEANS | MT | 8,558 | 9,206 | 4,460 | 4,941 |
| DRIED PEAS | MT | 5,004 | 6,771 | 2,552 | 2,693 |
| DRIED LENTILS | MT | 211 | 463 | 222 | 373 |
| CANNED | MT | 11,467 | 9,213 | 9,934 | 8,836 |
| HOPS-INC EXTRACT EQ | MT | 0 | 3 | 0 | 16 |
| FEEDS, FODDERS-EX OILCAKE | NA | --- | --- | 10,159 | 8,141 |
| CORN BYPRODUCTS | MT | 87 | 75 | 10 | 30 |
| ALFALFA MEAL AND CURES | MT | 281 | 504 | 82 | 69 |
| OILSEEDS AND PRODUCTS | NA | --- | --- | 228,178 | 332,630 |
| OILCAKE AND MEAL | MT | 187,296 | 166,336 | 38,140 | 39,892 |
| SOYBEAN | MT | 187,231 | 165,712 | 38,085 | 39,701 |
| OILSEEDS | NA | --- | --- | 104,870 | 116,958 |
| SOYBEANS | MT | 445,831 | 431,363 | 104,615 | 116,603 |
| OILS AND WAXES-VEG | MT | 115,953 | 251,982 | 85,093 | 175,471 |
| OILS-SOYA, COTTONSEED | MT | 192,233 | 234,642 | 64,897 | 148,916 |
| SOYBEAN | MT | 62,582 | 193,830 | 37,285 | 120,667 |
| COTTONSEED | MT | 30,651 | 40,812 | 27,612 | 28,249 |
| TOBACCO, UNMANUFACTURED | MT | 2,047 | 2,176 | 7,925 | 8,631 |
| BURLEY | MT | 491 | 387 | 2,324 | 1,822 |
| FLUE-CURED | MT | 639 | 1,405 | 2,709 | 5,813 |
| COTTON-EX LINTERS | MT | 492 | 278 | 843 | 270 |
| COTTON LINTERS | MT | 10 | 0 | 5 | 0 |
| ESSENTIAL OILS | MT | 76 | 147 | 711 | 843 |
| SEEDS-FIELD AND GARDEN | NA | --- | --- | 9,162 | 9,817 |
| OTHER VEGETABLE PRODS | NA | --- | --- | 50,503 | 41,849 |
| SOUTH ASIA | --- | --- | --- | 654,912 | 653,056 |
| ANIMALS & ANIMAL PRODUCTS | NA | --- | --- | 48,611 | 40,945 |
| ANIMALS-LIVE, EX POULTRY | NA | --- | --- | 0 | 315 |
| CATTLE | MNO | 0 | 0 | 0 | 310 |
| MEATS AND MEAT PRODUCTS | MT | 33 | 15 | 108 | 56 |
| MEATS-FRESH, FROZEN | MT | 2 | 3 | 12 | 16 |
| BEEF AND VEAL | MT | 1 | 3 | 7 | 16 |
| MEATS-PREP, PRES | MT | 31 | 12 | 96 | 40 |
| PORK | MT | 8 | 1 | 27 | 2 |
| POULTRY & POULTRY PRODS | NA | --- | --- | 386 | 285 |
| POULTRY-LIVE | NA | --- | --- | 273 | 284 |
| BABY CHICKS-BREEDER | MNO | 125 | 129 | 273 | 284 |
| POULTRY MEATS | MT | 78 | 3 | 112 | 2 |
| POULTRY MEAT-FR, FR7 | MT | 78 | 3 | 112 | 2 |
| CHICKENS | MT | 78 | 0 | 112 | 0 |
| TURKEYS | MT | 0 | 3 | 0 | 2 |
| DAIRY PRODUCTS | NA | --- | --- | 17,360 | 5,575 |
| EVAP & COND MILK | MT | 1 | 4 | 1 | 3 |
| NONFAT DRY MILK | MT | 17,792 | 14,342 | 16,571 | 5,083 |
| BUTTER & ANHYDROUS | MT | 0 | 1 | 0 | 3 |
| CHEESE | MT | 9 | 8 | 35 | 25 |
| FATS, OILS AND GREASES | MT | 66,778 | 67,686 | 29,633 | 34,169 |
| TALLOW-INEDIBLE | MT | 66,765 | 67,655 | 29,616 | 34,134 |
| HIDES AND SKINS | NA | --- | --- | 297 | 83 |
| CATTLE HIDES | MNO | 10 | 1 | 262 | 34 |
| CATTLE HIDES-WHOLE | MNO | 10 | 1 | 262 | 34 |
| OTHER ANIMAL PRODUCTS | NA | --- | --- | 827 | 461 |
| GRAINS AND PREPARATIONS | NA | --- | --- | 316,699 | 304,520 |
| WHEAT AND PRODUCTS | MT | 2,211,018 | 1,877,382 | 282,606 | 285,834 |
| WHEAT AND WHEAT FLOUR | MT | 1,889,289 | 1,553,057 | 232,051 | 223,839 |
| WHEAT | MT | 1,659,074 | 1,380,283 | 200,781 | 199,313 |
| WHEAT FLOUR-GR EQ | MT | 230,215 | 172,854 | 31,270 | 24,528 |

TABLE 13.--U.S. AGRICULTURAL EXPORTS: QUANTITY AND VALUE, AREA BY COMMODITY GROUP, FISCAL YEARS 1978 AND 1979--CONTINUED

| AREA AND COMMODITY GROUP | UNIT | QUANTITY | | VALUE | |
|-----------------------------|------|----------|---------|--------------------|--------------------|
| | | 1978 | 1979 | 1978 1,000 DOL. | 1979 1,000 DOL. |
| BULGUR & ROLLED WHEAT | MT | 321,725 | 324,319 | 50,553 | 61,991 |
| RICE | MT | 51,153 | 1,955 | 13,010 | 541 |
| FEED GRAINS & PRODUCTS | MT | 10,015 | 16,973 | 1,062 | 1,905 |
| FEED GRAINS | MT | 10,000 | 16,910 | 1,059 | 1,892 |
| CORN | MT | 0 | 6,911 | 0 | 871 |
| GRAIN SORGHUMS | MT | 10,000 | 9,999 | 1,059 | 1,021 |
| BLENDED FOOD PRODUCTS | MT | 47,829 | 47,988 | 18,597 | 15,442 |
| FRUITS AND PREPARATIONS | NA | --- | --- | 379 | 121 |
| FRESH | MT | 30 | 38 | 32 | 39 |
| OTHER | MT | 30 | 38 | 32 | 39 |
| DRIED | MT | 205 | 39 | 268 | 66 |
| CANNED | MT | 16 | 7 | 15 | 6 |
| FRUIT JUICES | MLT | 61 | 7 | 59 | 7 |
| NUTS AND PREPARATIONS | NA | --- | --- | 2,128 | 4,028 |
| VEGETABLES & PREPARATIONS | NA | --- | --- | 850 | 887 |
| FRESH | MT | 1,039 | 0 | 334 | 0 |
| VEGETABLES-FROZEN | MT | 1 | 0 | 3 | 0 |
| PULSES | MT | 1,208 | 2,349 | 367 | 636 |
| DRIED BEANS | MT | 53 | 53 | 13 | 13 |
| DRIED PEAS | MT | 1,155 | 2,219 | 355 | 583 |
| DRIED LENTILS | MT | 0 | 77 | 0 | 40 |
| CANNED | MT | 37 | 128 | 44 | 178 |
| HOPS-INC EXTRACT EQ | MT | 19 | 11 | 40 | 20 |
| FEEDS, FODDERS-EX OILCAKE | NA | --- | --- | 75 | 73 |
| CORN BYPRODUCTS | MT | 0 | 61 | 0 | 12 |
| OILSEEDS AND PRODUCTS | NA | --- | --- | 250,118 | 264,479 |
| OILCAKE AND MEAL | MT | 1,545 | 178 | 691 | 77 |
| SOYBEAN | MT | 1,463 | 0 | 657 | 0 |
| OILSEEDS | NA | --- | --- | 27 | 10 |
| OILS AND WAXES-VEG | MT | 410,714 | 393,044 | 249,395 | 268,392 |
| OILS-SOYA, COTTONSEED | MT | 394,124 | 392,531 | 235,147 | 267,932 |
| SOYBEAN | MT | 383,692 | 392,531 | 228,212 | 267,932 |
| COTTONSEED | MT | 10,432 | 0 | 6,936 | 0 |
| TOBACCO, UNMANUFACTURED | MT | 329 | 221 | 1,668 | 1,434 |
| BURLY | MT | 27 | 45 | 120 | 221 |
| FLUE-CURED | MT | 252 | 176 | 1,481 | 1,213 |
| COTTON-EX LINTERS | MT | 23,497 | 19,265 | 32,500 | 29,868 |
| ESSENTIAL OILS | MT | 118 | 220 | 351 | 546 |
| SEEDS-FIELD AND GARDEN | NA | --- | --- | 376 | 432 |
| OTHER VEGETABLE PRODS | NA | --- | --- | 1,155 | 1,735 |
| EAST AND SOUTHEAST ASIA | --- | --- | --- | 7,428,574 | 9,479,204 |
| ANIMALS & ANIMAL PRODUCTS | NA | --- | --- | 892,648 | 1,256,700 |
| ANIMALS-LIVE, EX POULTRY | NA | --- | --- | 28,405 | 42,868 |
| CATTLE | MNO | 21 | 21 | 20,942 | 30,476 |
| MEATS AND MEAT PRODUCTS | MT | 87,019 | 113,354 | 249,564 | 389,480 |
| MEATS-FRESH, FROZEN | MT | 84,014 | 109,333 | 242,233 | 374,239 |
| BEEF AND VEAL | MT | 35,388 | 36,723 | 116,530 | 153,324 |
| PORK | MT | 22,854 | 42,265 | 72,015 | 142,271 |
| VARIETY MEATS | MT | 22,751 | 28,241 | 50,077 | 74,466 |
| MEATS-PREP, PRES | MT | 3,005 | 4,021 | 7,334 | 15,241 |
| BEEF | MT | 861 | 1,503 | 1,550 | 7,279 |
| PORK | MT | 597 | 862 | 1,554 | 2,376 |
| POULTRY & POULTRY PRODS | NA | --- | --- | 115,892 | 125,435 |
| POULTRY-LIVE | NA | --- | --- | 7,719 | 9,228 |
| BABY CHICKS-BREEDER | MNO | 3,797 | 3,367 | 7,594 | 9,040 |
| BABY CHICKS-EX BRDR | MNO | 56 | 183 | 48 | 54 |
| POULTRY MEATS | MT | 66,245 | 72,496 | 70,090 | 88,679 |
| POULTRY MEAT-FR, FRZ | MT | 66,029 | 72,240 | 69,721 | 88,292 |

TABLE 13 --U.S. AGRICULTURAL EXPORTS: QUANTITY AND VALUE, AREA BY COMMODITY GROUP, FISCAL YEARS 1978 AND 1979--CONTINUED

| AREA AND COMMODITY GROUP | UNIT | QUANTITY | | VALUE | |
|-----------------------------|------|------------|------------|--------------------|--------------------|
| | | 1978 | 1979 | 1978 1,000 DOL. | 1979 1,000 DOL. |
| CHICKENS | MT | 62,383 | 68,543 | 64,701 | 82,026 |
| TURKYS | MT | 1,837 | 2,219 | 2,744 | 3,991 |
| POULTRY MEATS-PREP | MT | 216 | 256 | 367 | 387 |
| EGGS | NA | --- | --- | 23,611 | 16,737 |
| DAIRY PRODUCTS | NA | --- | --- | 22,284 | 22,293 |
| EVAP & COND MILK | MT | 229 | 291 | 223 | 369 |
| NONFAT DRY MILK | MT | 6,533 | 4,923 | 6,002 | 2,080 |
| BUTTER & ANHYDROUS | MT | 34 | 14 | 178 | 65 |
| CHEESE | MT | 929 | 1,259 | 3,285 | 4,622 |
| FATS, OILS AND GREASES | MT | 229,861 | 242,580 | 99,831 | 130,676 |
| LARD | MT | 348 | 308 | 256 | 307 |
| TALLOW-INEDIBLE | MT | 216,083 | 232,155 | 92,167 | 122,551 |
| HIDES AND SKINS | NA | --- | --- | 363,511 | 530,560 |
| CATTLE HIDES | MNO | 13,532 | 12,362 | 335,921 | 485,355 |
| CATTLE HIDES-WHOLE | MNO | 13,449 | 12,253 | 334,312 | 483,619 |
| FURSKINS | NA | --- | --- | 4,842 | 9,361 |
| OTHER ANIMAL PRODUCTS | NA | --- | --- | 13,152 | 15,389 |
| GRAINS AND PREPARATIONS | NA | --- | --- | 2,682,599 | 3,537,542 |
| WHEAT AND PRODUCTS | MT | 7,830,934 | 9,866,209 | 984,552 | 1,432,962 |
| WHEAT AND WHEAT FLOUR | MT | 7,785,749 | 9,824,595 | 977,356 | 1,424,128 |
| WHEAT | MT | 7,760,458 | 9,790,025 | 973,226 | 1,418,157 |
| WHEAT FLOUR-GR EQ | MT | 25,291 | 33,660 | 4,134 | 5,970 |
| BULGUR & ROLLED WHEAT | MT | 44,831 | 41,044 | 6,938 | 9,236 |
| RICE | MT | 449,219 | 284,283 | 146,752 | 77,465 |
| FEED GRAINS & PRODUCTS | MT | 14,768,004 | 18,759,610 | 1,532,284 | 2,106,830 |
| FEED GRAINS | MT | 14,747,765 | 18,748,600 | 1,528,581 | 2,104,484 |
| BARLEY | MT | 328,231 | 114,050 | 33,928 | 12,936 |
| CORN | MT | 11,893,856 | 16,581,632 | 1,251,073 | 1,883,055 |
| GRAIN SORGHUMS | MT | 2,501,064 | 2,040,846 | 240,634 | 206,847 |
| OATS | MT | 24,614 | 11,172 | 2,945 | 1,648 |
| BLENDED FOOD PRODUCTS | MT | 29,688 | 32,229 | 11,492 | 10,537 |
| FRUITS AND PREPARATIONS | NA | --- | --- | 280,364 | 340,140 |
| FRESH | MT | 458,254 | 479,868 | 204,910 | 264,131 |
| CITRUS | MT | 404,035 | 412,430 | 167,357 | 210,913 |
| OTHER | MT | 54,219 | 67,438 | 37,552 | 53,217 |
| DRIED | MT | 24,709 | 11,218 | 31,061 | 21,003 |
| CANNED | MT | 34,264 | 34,292 | 23,601 | 26,661 |
| FRUIT JUICES | MLT | 17,828 | 24,037 | 16,439 | 22,223 |
| NUTS AND PREPARATIONS | NA | --- | --- | 37,986 | 64,368 |
| VEGETABLES & PREPARATIONS | NA | --- | --- | 107,867 | 140,662 |
| FRESH | MT | 46,499 | 66,236 | 14,576 | 24,473 |
| VEGETABLES-FROZEN | MT | 43,230 | 56,292 | 23,684 | 32,572 |
| PULSES | MT | 29,502 | 41,135 | 10,115 | 13,618 |
| DRYED BEANS | MT | 18,176 | 19,179 | 5,019 | 6,686 |
| DRYED PEAS | MT | 11,047 | 21,873 | 3,887 | 6,863 |
| DRYED LENTILS | MT | 279 | 83 | 210 | 68 |
| CANNED | MT | 25,209 | 32,901 | 18,238 | 24,924 |
| HOPS-INC EXTRACT EQ | MT | 1,105 | 1,192 | 3,362 | 4,020 |
| FEEDS, FODDERS-EX OILCAKE | NA | --- | --- | 109,966 | 139,150 |
| CORN BYPRODUCTS | MT | 5,162 | 1,060 | 582 | 172 |
| ALFALFA MEAL AND CUBES | MT | 305,644 | 350,529 | 29,522 | 37,332 |
| OILSEEDS AND PRODUCTS | NA | --- | --- | 1,469,546 | 1,777,088 |
| OILCAKE AND MEAL | MT | 338,571 | 354,824 | 59,171 | 83,886 |
| SOYBEAN | MT | 328,969 | 348,788 | 67,618 | 82,674 |
| OILSEEDS | NA | --- | --- | 1,300,743 | 1,592,196 |
| SOYBEANS | MT | 5,220,388 | 5,742,131 | 1,265,678 | 1,574,338 |
| OILS AND WAXES-VEG | MT | 157,748 | 132,949 | 93,369 | 95,579 |
| OILS-SOYA, COTTONSEED | MT | 142,314 | 110,368 | 75,228 | 71,487 |
| SOYBEAN | MT | 114,406 | 71,566 | 58,802 | 44,757 |

TABLE 13 --U.S. AGRICULTURAL EXPORTS: QUANTITY AND VALUE, AREA BY COMMODITY GROUP, FISCAL YEARS 1978 AND 1979--CONTINUED

| AREA AND COMMODITY GROUP | UNIT | QUANTITY | | VALUE | |
|-----------------------------|------|------------|------------|--------------------|--------------------|
| | | 1978 | 1979 | 1978 1,000 DOL. | 1979 1,000 DOL. |
| COTTONSEED | MT | 27,908 | 38,802 | 16,425 | 26,721 |
| TOBACCO, UNMANUFACTURED | MT | 86,818 | 90,964 | 389,147 | 450,187 |
| RURLFY | MT | 11,671 | 12,991 | 62,764 | 76,382 |
| FLUE-CURED | MT | 60,244 | 67,269 | 321,489 | 370,620 |
| COTTON-EX LINTERS | MT | 912,937 | 1,047,645 | 1,316,932 | 1,444,646 |
| COTTON LINTERS | MT | 18,787 | 18,287 | 5,793 | 4,554 |
| ESSENTIAL OILS | MT | 1,762 | 2,413 | 16,277 | 20,478 |
| SEEDS-FIELD AND GARDEN | NA | --- | --- | 18,355 | 20,499 |
| OTHER VEGETABLE PRODS | NA | --- | --- | 101,087 | 183,189 |
| JAPAN | --- | --- | --- | 4,159,081 | 5,060,543 |
| ANIMALS & ANIMAL PRODUCTS | NA | --- | --- | 589,666 | 861,495 |
| ANIMALS-LIVE, EX POULTRY | NA | --- | --- | 13,961 | 20,433 |
| CATTLE | MNO | 6 | 4 | 7,977 | 10,710 |
| MEATS AND MEAT PRODUCTS | MT | 78,940 | 96,375 | 229,482 | 347,692 |
| MEATS-FRESH, FROZEN | MT | 77,402 | 93,835 | 224,920 | 336,172 |
| PEEF AND VEAL | MT | 33,611 | 33,072 | 107,685 | 138,041 |
| PORK | MT | 10,980 | 32,879 | 65,548 | 123,487 |
| VARIETY MEATS | MT | 20,967 | 26,221 | 48,394 | 71,887 |
| MEATS-PREP, PRES | MT | 1,538 | 2,540 | 4,563 | 11,520 |
| PEEF | MT | 210 | 942 | 694 | 6,580 |
| LORK | MT | 403 | 579 | 1,118 | 1,735 |
| POULTRY & POULTRY PRODS | NA | --- | --- | 63,358 | 73,049 |
| POULTRY-LIVE | NA | --- | --- | 3,581 | 3,964 |
| BABY CHICKS-BREEDER | MNO | 1,651 | 1,221 | 3,550 | 3,880 |
| BABY CHICKS-EX BRDR | MNO | 14 | 177 | 9 | 42 |
| POULTRY MEATS | MT | 34,457 | 41,863 | 42,419 | 56,580 |
| POULTRY MEAT-FR, FRZ | MT | 34,358 | 41,815 | 42,214 | 56,482 |
| CHICKENS | MT | 33,231 | 40,106 | 40,289 | 53,255 |
| TURKEYS | MT | 594 | 1,239 | 1,213 | 2,538 |
| POULTRY MEATS-PREP | MT | 99 | 48 | 204 | 99 |
| EGGS | NA | --- | --- | 17,120 | 11,865 |
| DAIRY PRODUCTS | NA | --- | --- | 4,821 | 7,172 |
| EVAP & COND MILK | MT | 35 | 5 | 20 | 9 |
| NONFAT DRY MILK | MT | 22 | 46 | 41 | 58 |
| BUTTER & ANHYDROUS | MT | 13 | 14 | 60 | 62 |
| CHEESE | MT | 695 | 989 | 2,564 | 3,732 |
| FATS, OILS AND GREASES | MT | 97,406 | 91,351 | 41,793 | 49,571 |
| LARD | MT | 28 | 9 | 23 | 12 |
| TALLOW-INEDIBLE | MT | 89,090 | 83,998 | 37,436 | 44,342 |
| HIDES AND SKINS | NA | --- | --- | 228,386 | 354,122 |
| CATTLE HIDES | MNO | 8,828 | 8,357 | 213,544 | 325,442 |
| CATTLE HIDES-WHOLE | MNO | 8,800 | 8,334 | 212,987 | 325,026 |
| HIDE SKINS | NA | --- | --- | 2,615 | 6,577 |
| OTHER ANIMAL PRODUCTS | NA | --- | --- | 7,864 | 9,456 |
| GRAINS AND PREPARATIONS | NA | --- | --- | 1,554,536 | 1,744,556 |
| WHEAT AND PRODUCTS | MT | 3,175,745 | 3,337,138 | 398,180 | 504,794 |
| WHEAT AND WHEAT FLOUR | MT | 3,175,589 | 3,337,000 | 398,073 | 504,685 |
| WHEAT | MT | 3,174,684 | 3,336,617 | 398,025 | 504,656 |
| WHEAT FLOUR-GR EQ | MT | 905 | 383 | 48 | 29 |
| BULGUR & ROLLED WHEAT | MT | 1 | 0 | 2 | 0 |
| RICE | MT | 2,342 | 2,224 | 1,116 | 863 |
| FEED GRAINS & PRODUCTS | MT | 11,155,737 | 10,973,215 | 1,151,458 | 1,233,549 |
| FEED GRAINS | MT | 11,142,658 | 10,968,251 | 1,148,960 | 1,232,576 |
| BARLEY | MT | 71,432 | 341 | 7,842 | 58 |
| CORN | MT | 8,697,504 | 8,977,397 | 903,503 | 1,030,304 |
| GRAIN SORGHUMS | MT | 2,439,116 | 1,979,349 | 234,672 | 200,568 |
| OATS | MT | 24,606 | 11,164 | 2,942 | 1,645 |
| BLENDED FOOD PRODUCTS | MT | 36 | 20 | 19 | 12 |

TABLE 13 --U.S. AGRICULTURAL EXPORTS: QUANTITY AND VALUE, AREA BY COMMODITY GROUP, FISCAL YEARS 1978 AND 1979--CONTINUED

| AREA AND COMMODITY GROUP | UNIT | QUANTITY | | VALUE | |
|-----------------------------|------|-----------|-----------|--------------------|--------------------|
| | | 1978 | 1979 | 1978 1,000 DOL. | 1979 1,000 DOL. |
| FRUITS AND PREPARATIONS | NA | --- | --- | | |
| FRESH | MT | --- | --- | 176,226 | 224,655 |
| CITRUS | MT | 290,824 | 328,117 | 124,541 | 174,108 |
| OTHER | MT | 279,288 | 314,447 | 112,707 | 156,643 |
| DRIED | MT | 11,536 | 13,670 | 11,834 | 17,464 |
| CANNED | MT | 19,141 | 7,809 | 23,887 | 14,930 |
| FRUIT JUICES | MT | 24,876 | 23,855 | 16,582 | 18,271 |
| NUTS AND PREPARATIONS | MLT | 8,736 | 13,129 | 7,721 | 11,937 |
| VEGETABLES & PREPARATIONS | NA | --- | --- | 32,149 | 55,687 |
| FRESH | NA | --- | --- | 71,323 | 96,691 |
| VEGETABLES-FROZEN | MT | 29,464 | 43,107 | 6,968 | 14,259 |
| PULSES | MT | 38,112 | 51,221 | 20,849 | 29,238 |
| DRIED BEANS | MT | 17,963 | 21,121 | 5,964 | 7,749 |
| DRIED PEAS | MT | 14,212 | 13,123 | 4,550 | 4,731 |
| DRIED LENTILS | MT | 3,737 | 7,960 | 1,325 | 2,996 |
| CANNED | MT | 14 | 38 | 90 | 22 |
| HOPS-INC EXTRACT EQ | MT | 11,742 | 17,143 | 8,826 | 13,289 |
| FEEDS, FODDERS-EX OILCAKE | MT | 385 | 428 | 899 | 1,018 |
| CORN BYPRODUCTS | NA | --- | --- | 70,848 | 109,764 |
| ALFALFA MEAL AND CUBES | MT | 2,488 | 247 | 378 | 56 |
| OILSEEDS AND PRODUCTS | MT | 304,687 | 349,463 | 29,351 | 37,125 |
| OILCAKE AND MEAL | NA | --- | --- | 1,043,467 | 1,183,042 |
| SOYBEAN | MT | 280,843 | 210,484 | 57,166 | 49,616 |
| OILSEEDS | MT | 271,287 | 204,470 | 55,649 | 48,415 |
| SOYBEANS | NA | --- | --- | 954,502 | 1,089,516 |
| OILS AND WAXES-VEG | MT | 3,797,643 | 3,884,108 | 923,220 | 1,073,265 |
| OILS-SOYA, COTTONSEED | MT | 36,221 | 52,459 | 25,998 | 39,508 |
| SOYBEAN | MT | 26,960 | 37,347 | 15,577 | 25,338 |
| COTTONSEED | MT | 353 | 78 | 194 | 63 |
| TORACCO, UNMANUFACTURED | MT | 26,607 | 37,269 | 15,383 | 25,275 |
| BURLFY | MT | 51,424 | 47,989 | 226,950 | 240,644 |
| FLUE-CURED | MT | 4,700 | 6,729 | 25,795 | 41,247 |
| COTTON-EX LINTERS | MT | 33,896 | 32,427 | 198,855 | 197,496 |
| COTTON LINTERS | MT | 213,512 | 295,738 | 323,691 | 424,607 |
| ESSENTIAL OILS | MT | 18,096 | 18,102 | 5,515 | 4,346 |
| SEEDS-FIELD AND GARDEN | MT | 1,377 | 1,947 | 11,463 | 14,919 |
| OTHER VEGETABLE PRODS | NA | --- | --- | 15,748 | 18,097 |
| | NA | --- | --- | 33,500 | 82,039 |
| CHINA MAINLAND | --- | --- | --- | | |
| ANIMALS & ANIMAL PRODUCTS | NA | --- | --- | 352,383 | 884,112 |
| ANIMALS-LIVE, EX POULTRY | NA | --- | --- | 14,410 | 949 |
| POULTRY & POULTRY PRODS | NA | --- | --- | 2 | 295 |
| POULTRY-LIVE | NA | --- | --- | 12 | 10 |
| BABY CHICKS-BREEDER | MNO | 11 | 0 | 12 | 10 |
| FATS, OILS AND GREASES | MT | 29,968 | 1,000 | 14,207 | 602 |
| TALLOW-INEDIBLE | MT | 29,968 | 1,000 | 14,207 | 602 |
| HIDES AND SKINS | NA | --- | --- | 188 | 25 |
| CATTLE HIDES | MNO | 6 | 0 | 188 | 2 |
| CATTLE HIDES-WHOLE | MNO | 6 | 0 | 188 | 2 |
| OTHER ANIMAL PRODUCTS | NA | --- | --- | 0 | 18 |
| GRAINS AND PREPARATIONS | NA | --- | --- | | |
| WHEAT AND PRODUCTS | MT | 913,780 | 2,454,168 | 117,884 | 615,543 |
| WHEAT AND WHEAT FLOUR | MT | 913,780 | 2,454,168 | 117,884 | 323,955 |
| WHEAT | MT | 913,780 | 2,454,168 | 117,884 | 323,955 |
| FEED GRAINS & PRODUCTS | MT | 0 | 2,753,950 | 0 | 291,588 |
| FEED GRAINS | MT | 0 | 2,753,950 | 0 | 291,588 |
| CORN | MT | 0 | 2,753,950 | 0 | 291,588 |
| FRUITS AND PREPARATIONS | NA | --- | --- | | |
| FRESH | MT | 0 | 3 | 1 | 3 |

TABLE 13 --U.S. AGRICULTURAL EXPORTS: QUANTITY AND VALUE, AREA BY COMMODITY GROUP, FISCAL YEARS 1978 AND 1979--CONTINUED

| AREA AND COMMODITY GROUP | UNIT | QUANTITY | | VALUE | |
|-----------------------------|------|-----------|-----------|--------------------|--------------------|
| | | 1978 | 1979 | 1978 1,000 DOL. | 1979 1,000 DOL. |
| OTHER | MT | 0 | 3 | 0 | 3 |
| FRUIT JUICES | MLT | 2 | 0 | 1 | 0 |
| NUTS AND PREPARATIONS | NA | --- | --- | 40 | 0 |
| FEEDS, FODDERS-EX OILCAKE | NA | --- | --- | 17 | 0 |
| OILSEEDS AND PRODUCTS | NA | --- | --- | 68,801 | 73,654 |
| OILSEEDS | NA | --- | --- | 14,386 | 37,760 |
| SOYBEANS | MT | 47,326 | 141,898 | 14,386 | 37,760 |
| OILS AND WAXES-VEG | MT | 105,996 | 58,818 | 54,415 | 35,894 |
| OILS-SOYA, COTTONSEED | MT | 105,996 | 58,818 | 54,415 | 35,894 |
| SOYSEAN | MT | 105,996 | 58,818 | 54,415 | 35,894 |
| COTTON-EX LINTERS | MT | 112,190 | 141,406 | 150,863 | 193,495 |
| ESSENTIAL OILS | MT | 0 | 0 | 0 | 9 |
| SEEDS-FIELD AND GARDEN | NA | --- | --- | 49 | 19 |
| OTHER VEGETABLE PRODS | NA | --- | --- | 318 | 440 |
| E & SE ASIA EX JAPAN & CM | --- | --- | --- | 2,917,110 | 3,534,549 |
| ANIMALS & ANIMAL PRODUCTS | NA | --- | --- | 288,572 | 394,256 |
| ANIMALS-LIVE, EX POULTRY | NA | --- | --- | 14,442 | 22,140 |
| CATTLE | MNO | 15 | 17 | 12,965 | 19,766 |
| MEATS AND MEAT PRODUCTS | MT | 8,079 | 16,970 | 20,082 | 41,788 |
| MEATS-FRESH, FROZEN | MT | 6,612 | 15,498 | 17,313 | 38,067 |
| BEEF AND VEAL | MT | 1,777 | 3,651 | 8,845 | 15,283 |
| PORK | MT | 2,874 | 9,326 | 6,467 | 18,784 |
| VARIETY MEATS | MT | 1,784 | 2,020 | 1,683 | 2,579 |
| MEATS-PREP, PRES | MT | 1,467 | 1,491 | 2,771 | 3,721 |
| BEEF | MT | 651 | 561 | 856 | 699 |
| PORK | MT | 194 | 293 | 436 | 643 |
| POULTRY & POULTRY PRODS | NA | --- | --- | 52,522 | 52,376 |
| POULTRY-LIVE | NA | --- | --- | 4,126 | 5,254 |
| BABY CHICKS-BREEDER | MNO | 2,135 | 2,146 | 4,032 | 5,151 |
| BABY CHICKS-EX BRDR | MNO | 42 | 6 | 39 | 12 |
| POULTRY MEATS | MT | 31,788 | 30,633 | 27,671 | 32,099 |
| POULTRY MEAT-FR, FRZ | MT | 31,671 | 30,425 | 27,507 | 31,810 |
| CHICKENS | MT | 29,152 | 28,347 | 24,412 | 28,771 |
| TURKEYS | MT | 1,238 | 990 | 1,531 | 1,453 |
| POULTRY MEATS-PREP | MT | 117 | 208 | 163 | 288 |
| EGGS | NA | --- | --- | 6,491 | 4,872 |
| DAIRY PRODUCTS | NA | --- | --- | 17,463 | 15,121 |
| EVAP & COND MILK | MT | 185 | 286 | 203 | 360 |
| NONFAT DRY MILK | MT | 6,511 | 4,977 | 5,961 | 2,022 |
| BUTTER & ANHYDROUS | MT | 21 | 0 | 118 | 3 |
| CHEESE | MT | 234 | 269 | 721 | 890 |
| FATS, OILS AND GREASES | MT | 102,487 | 150,229 | 43,831 | 80,503 |
| LARD | MT | 320 | 299 | 233 | 295 |
| TALLOW-INEDIBLE | MT | 97,025 | 147,157 | 40,524 | 77,607 |
| HIDES AND SKINS | NA | --- | --- | 134,937 | 176,413 |
| CATTLE HIDES | MNO | 4,798 | 4,005 | 123,189 | 160,921 |
| CATTLE HIDES-WHOLE | MNO | 4,643 | 3,919 | 121,137 | 158,591 |
| HIDE SKINS | NA | --- | --- | 2,727 | 2,784 |
| OTHER ANIMAL PRODUCTS | NA | --- | --- | 5,288 | 5,915 |
| GRAINS AND PREPARATIONS | NA | --- | --- | 1,010,179 | 1,277,443 |
| WHEAT AND PRODUCTS | MT | 3,741,409 | 4,074,903 | 468,488 | 674,213 |
| WHEAT AND WHEAT FLOUR | MT | 3,696,380 | 4,033,417 | 461,399 | 595,488 |
| WHEAT | MT | 3,671,994 | 4,000,140 | 457,317 | 589,546 |
| WHEAT FLOUR-GR EQ | MT | 24,386 | 33,277 | 4,086 | 5,941 |
| BULGUR & ROLLED WHEAT | MT | 44,830 | 41,044 | 5,936 | 8,236 |
| RICE | MT | 446,877 | 282,059 | 145,636 | 76,602 |
| FEED GRAINS & PRODUCTS | MT | 3,612,267 | 5,032,445 | 380,826 | 581,693 |
| FEED GRAINS | MT | 3,605,107 | 5,026,399 | 379,621 | 580,320 |

TABLE 13 --U.S. AGRICULTURAL EXPORTS: QUANTITY AND VALUE, AREA BY COMMODITY GROUP, FISCAL YEARS 1978 AND 1979--CONTINUED

| AREA AND COMMODITY GROUP | UNIT | QUANTITY | | VALUE | |
|-----------------------------|------|-----------|-----------|--------------------|--------------------|
| | | 1978 | 1979 | 1978 1,000 DOL. | 1979 1,000 DOL. |
| BARLEY | MT | 256,790 | 114,609 | 26,086 | 12,878 |
| CORN | MT | 3,286,352 | 4,850,285 | 347,570 | 561,163 |
| TRAIN SORGHUMS | MT | 61,948 | 61,497 | 5,962 | 6,279 |
| OATS | MT | 8 | 8 | 3 | 3 |
| BLENDED FOOD PRODUCTS | MT | 29,652 | 32,209 | 11,473 | 10,525 |
| FRUITS AND PREPARATIONS | NA | --- | --- | 104,137 | 115,482 |
| FRESH | MT | 167,430 | 151,748 | 80,369 | 90,020 |
| CITRUS | MT | 124,747 | 97,983 | 54,650 | 54,270 |
| OTHER | MT | 42,683 | 53,765 | 25,718 | 35,750 |
| DRIED | MT | 5,568 | 3,319 | 7,174 | 6,073 |
| CANNED | MT | 9,388 | 10,437 | 7,019 | 8,390 |
| FRUIT JUICES | MLT | 9,099 | 10,908 | 8,717 | 10,286 |
| NUTS AND PREPARATIONS | NA | --- | --- | 5,797 | 8,681 |
| VEGETABLES & PREPARATIONS | NA | --- | --- | 36,544 | 43,971 |
| FRESH | MT | 17,035 | 23,039 | 7,608 | 10,214 |
| VEGETABLES-FROZEN | MT | 5,118 | 4,901 | 2,835 | 3,334 |
| PULSES | MT | 11,539 | 20,014 | 4,151 | 5,869 |
| DRIED BEANS | MT | 3,964 | 6,056 | 1,469 | 1,955 |
| DRIED PEAS | MT | 7,310 | 13,913 | 2,562 | 3,867 |
| DRIED LENTILS | MT | 265 | 45 | 120 | 46 |
| CANNED | MT | 13,467 | 15,758 | 9,412 | 11,635 |
| HOPS-INC EXTRACT EQ | MT | 720 | 764 | 2,463 | 3,002 |
| FEEDS, FODDERS-EX OILCAKE | NA | --- | --- | 35,101 | 29,386 |
| CORN BYPRODUCTS | MT | 2,674 | 813 | 304 | 116 |
| ALFALFA MEAL AND CUBES | MT | 957 | 1,066 | 171 | 207 |
| OILSEEDS AND PRODUCTS | NA | --- | --- | 357,278 | 520,392 |
| OILCAKE AND MEAL | MT | 57,728 | 144,340 | 12,005 | 34,270 |
| SOYBEAN | MT | 57,682 | 144,318 | 11,969 | 34,259 |
| OILSEEDS | NA | --- | --- | 331,855 | 464,920 |
| SOYBEANS | MT | 1,375,419 | 1,716,125 | 328,072 | 463,313 |
| OILS AND WAXES-VEG | MT | 15,531 | 21,672 | 12,956 | 20,177 |
| OILS-SOYA, COTTONSEED | MT | 9,358 | 14,203 | 5,236 | 10,255 |
| SOYBEAN | MT | 8,057 | 12,670 | 4,193 | 8,810 |
| COTTONSEED | MT | 1,301 | 1,533 | 1,042 | 1,446 |
| TOBACCO, UNMANUFACTURED | MT | 35,394 | 42,975 | 162,197 | 209,543 |
| RURLFY | MT | 6,971 | 6,262 | 36,969 | 35,135 |
| FLUE-CURED | MT | 26,348 | 34,842 | 122,634 | 173,124 |
| COTTON-EX LINTERS | MT | 587,235 | 610,501 | 842,378 | 826,544 |
| COTTON LINTERS | MT | 691 | 185 | 278 | 208 |
| ESSENTIAL OILS | MT | 385 | 466 | 4,814 | 5,550 |
| SEEDS-FIELD AND GARDEN | NA | --- | --- | 2,558 | 2,383 |
| OTHER VEGETABLE PRODS | NA | --- | --- | 57,269 | 100,710 |
| OCEANIA | --- | --- | --- | 149,769 | 162,344 |
| ANIMALS & ANIMAL PRODUCTS | NA | --- | --- | 18,569 | 23,497 |
| ANIMALS-LIVE, EX POULTRY | NA | --- | --- | 64 | 8 |
| MEATS AND MEAT PRODUCTS | MT | 1,329 | 1,768 | 3,116 | 5,299 |
| MEATS-FRESH, FROZEN | MT | 531 | 908 | 1,270 | 2,797 |
| BEEF AND VEAL | MT | 229 | 569 | 592 | 1,987 |
| PORK | MT | 233 | 263 | 514 | 597 |
| VARIETY MEATS | MT | 49 | 57 | 120 | 169 |
| MEATS-PREP, PRES | MT | 798 | 860 | 1,845 | 2,493 |
| BEEF | MT | 262 | 200 | 385 | 570 |
| PORK | MT | 178 | 393 | 463 | 1,044 |
| POULTRY & POULTRY PRODS | NA | --- | --- | 5,706 | 8,480 |
| POULTRY-LIVE | NA | --- | --- | 25 | 36 |
| BARY CHICKS-BREEDER | MNO | 3 | 13 | 7 | 23 |
| BARY CHICKS-EX BRDR | MNO | 21 | 12 | 13 | 11 |
| POULTRY MEATS | MT | 5,220 | 5,915 | 5,414 | 7,778 |

TABLE 13 --U.S. AGRICULTURAL EXPORTS: QUANTITY AND VALUE, AREA BY COMMODITY GROUP, FISCAL YEARS 1978 AND 1979--CONTINUED

| AREA AND COMMODITY GROUP | UNIT | QUANTITY | | VALUE | |
|-----------------------------|------|----------|--------|--------------------|--------------------|
| | | 1978 | 1979 | 1978 1,000 DOL. | 1979 1,000 DOL. |
| POULTRY MEAT-FR,FRZ | MT | 5,048 | 5,212 | 5,244 | 6,148 |
| CHICKENS | MT | 4,619 | 4,877 | 4,708 | 5,612 |
| TURKEYS | MT | 182 | 192 | 173 | 256 |
| POULTRY MEATS-PREP | MT | 172 | 703 | 170 | 1,629 |
| EGGS | NA | --- | --- | 263 | 666 |
| DAIRY PRODUCTS | NA | --- | --- | 2,807 | 3,491 |
| EVAP & COND MILK | MT | 1,152 | 1,093 | 875 | 948 |
| NONFAT DRY MILK | MT | 59 | 202 | 98 | 339 |
| BUTTER & ANHYDROUS | MT | 32 | 196 | 90 | 591 |
| CHEESE | MT | 90 | 78 | 232 | 236 |
| FATS,OILS AND GREASES | MT | 250 | 274 | 295 | 356 |
| LARD | MT | 63 | 48 | 58 | 48 |
| HIDES AND SKINS | NA | --- | --- | 582 | 1,235 |
| CATTLE HIDES | MNO | 0 | 2 | 17 | 65 |
| CATTLE HIDES-WHOLE | MNO | ? | 1 | ? | 16 |
| FURSKINS | NA | --- | --- | 534 | 1,146 |
| OTHER ANIMAL PRODUCTS | NA | --- | --- | 6,004 | 4,639 |
| GRAINS AND PREPARATIONS | NA | --- | --- | 6,435 | 8,836 |
| WHEAT AND PRODUCTS | MT | 3,854 | 5,842 | 822 | 1,282 |
| WHEAT AND WHEAT FLOUR | MT | 3,736 | 5,627 | 772 | 1,171 |
| WHEAT | MT | ? | ? | 0 | 1 |
| WHEAT FLOUR-GR EG | MT | 3,736 | 5,620 | 772 | 1,170 |
| BULGUR & ROLLED WHEAT | MT | ? | 17 | 0 | 4 |
| RICE | MT | 7,597 | 10,802 | 3,588 | 4,594 |
| FEED GRAINS & PRODUCTS | MT | 757 | 1,536 | 215 | 423 |
| FEED GRAINS | MT | 55 | 724 | 4 | 126 |
| CORN | MT | 20 | 724 | ? | 106 |
| GRAIN SORGHUMS | MT | 35 | 0 | 2 | 0 |
| BLENDED FOOD PRODUCTS | MT | 205 | 382 | 144 | 214 |
| FRUITS AND PREPARATIONS | NA | --- | --- | 12,561 | 13,480 |
| FRESH | MT | 10,237 | 10,721 | 4,521 | 5,126 |
| CITRUS | MT | 7,023 | 6,575 | 2,558 | 2,437 |
| OTHER | MT | 3,214 | 4,146 | 1,964 | 2,689 |
| DRIED | MT | 2,263 | 1,773 | 4,461 | 4,235 |
| CANNED | MT | 977 | 1,239 | 754 | 1,176 |
| FRUIT JUICES | MLT | 2,705 | 2,555 | 1,850 | 1,888 |
| NUTS AND PREPARATIONS | NA | --- | --- | 7,715 | 10,308 |
| VEGETABLES & PREPARATIONS | NA | --- | --- | 11,381 | 13,228 |
| FRESH | MT | 3,742 | 2,058 | 1,692 | 1,330 |
| VEGETABLES-FROZEN | MT | 1,632 | 2,484 | 1,220 | 1,922 |
| PULSES | MT | 3,754 | 3,479 | 2,457 | 2,118 |
| DRIED BEANS | MT | 2,598 | 2,438 | 1,626 | 1,302 |
| DRIED PEAS | MT | 390 | 343 | 250 | 232 |
| DRIED LENTILS | MT | 666 | 698 | 580 | 584 |
| CANNED | MT | 2,242 | 3,165 | 1,609 | 2,381 |
| HOPS-INC EXTRACT EG | MT | 0 | 0 | 8 | 8 |
| FEEDS,FODDERS-EX OILCAKE | NA | --- | --- | 2,691 | 3,348 |
| CORN BYPRODUCTS | MT | 39 | 122 | 5 | 16 |
| ALFALFA MEAL AND CUBES | MT | 31 | 0 | 1 | 0 |
| OILSEEDS AND PRODUCTS | NA | --- | --- | 41,239 | 32,572 |
| OILCAKE AND MEAL | MT | 26,119 | 7,932 | 5,222 | 2,058 |
| SOYBEAN | MT | 25,872 | 5,171 | 5,045 | 1,392 |
| OILSEEDS | NA | --- | --- | 7,385 | 1,086 |
| SOYBEANS | MT | 15,552 | 58 | 3,464 | 19 |
| OILS AND WAXES-VEG | MT | 42,630 | 36,697 | 27,511 | 27,341 |
| OILS-SOYA,COTTONSEED | MT | 30,109 | 26,855 | 17,594 | 18,390 |
| SOYBEAN | MT | 26,242 | 24,442 | 15,058 | 16,283 |
| COTTONSEED | MT | 3,867 | 2,413 | 2,536 | 2,108 |
| TOBACCO,UNMANUFACTURED | MT | 6,056 | 7,130 | 26,674 | 33,975 |

TABLE 13 --U.S. AGRICULTURAL EXPORTS: QUANTITY AND VALUE, AREA BY COMMODITY GROUP, FISCAL YEARS 1978 AND 1979--CONTINUED

| AREA AND COMMODITY GROUP | UNIT | QUANTITY | | VALUE | |
|-----------------------------|------|-----------|-----------|--------------------|--------------------|
| | | 1978 | 1979 | 1978 1,000 DOL. | 1979 1,000 DOL. |
| BURLAP | MT | 109 | 232 | 531 | 1,232 |
| FLUE-CURED | MT | 4,579 | 5,411 | 25,003 | 31,730 |
| COTTON-EX LINTERS | MT | 1,079 | 38 | 1,491 | 46 |
| COTTON LINTERS | MT | 145 | 104 | 31 | 17 |
| ESSENTIAL OILS | MT | 147 | 152 | 2,563 | 2,779 |
| SEEDS-FIELD AND GARDEN | NA | --- | --- | 6,277 | 7,169 |
| OTHER VEGETABLE PRODS | NA | --- | --- | 12,139 | 13,089 |
| AFRICA | --- | --- | --- | 1,559,751 | 1,512,853 |
| ANIMALS & ANIMAL PRODUCTS | NA | --- | --- | 171,915 | 199,199 |
| ANIMALS-LIVE,EX POULTRY | NA | --- | --- | 1,630 | 297 |
| CATTLE | MNO | 1 | 0 | 1,571 | 222 |
| MEATS AND MEAT PRODUCTS | MT | 2,002 | 3,892 | 2,791 | 6,608 |
| MEATS-FRESH,FROZEN | MT | 1,807 | 3,450 | 2,248 | 5,526 |
| BEEF AND VEAL | MT | 466 | 342 | 978 | 1,207 |
| PORK | MT | 39 | 750 | 119 | 2,075 |
| VARIETY MEATS | MT | 1,298 | 2,352 | 1,129 | 2,209 |
| MEATS-PREP,PRES | MT | 195 | 442 | 542 | 1,082 |
| BEEF | MT | 27 | 112 | 58 | 231 |
| PORK | MT | 43 | 118 | 118 | 351 |
| POULTRY & POULTRY PRODS | NA | --- | --- | 18,989 | 23,845 |
| POULTRY-LIVE | NA | --- | --- | 582 | 290 |
| BABY CHICKS-BREEDER | MNO | 174 | 74 | 484 | 290 |
| BABY CHICKS-EX PROP | MNO | 126 | 0 | 67 | 0 |
| POULTRY MEATS | MT | 19,042 | 20,294 | 18,038 | 23,129 |
| POULTRY MEAT-FR,FRZ | MT | 18,644 | 20,200 | 17,677 | 22,993 |
| CHICKENS | MT | 12,121 | 14,720 | 12,343 | 18,665 |
| TURKEYS | MT | 5,171 | 1,204 | 4,330 | 1,474 |
| POULTRY MEATS-PREP | MT | 398 | 94 | 362 | 135 |
| EGGS | NA | --- | --- | 164 | 336 |
| DAIRY PRODUCTS | NA | --- | --- | 39,031 | 14,581 |
| EVAP & COND MILK | MT | 531 | 102 | 371 | 139 |
| NONFAT DRY MILK | MT | 31,770 | 18,637 | 31,835 | 6,709 |
| BUTTER & ANHYDROUS | MT | 5 | 4 | 12 | 11 |
| CHEESE | MT | 33 | 63 | 98 | 187 |
| FATS,OILS AND GREASES | MT | 243,015 | 281,652 | 106,316 | 149,194 |
| LARD | MT | 10 | 4 | 18 | 2 |
| TALLOW-INEDIBLE | MT | 238,985 | 271,934 | 104,036 | 143,078 |
| HIDES AND SKINS | NA | --- | --- | 1,614 | 2,523 |
| CATTLE HIDES | MNO | 67 | 60 | 1,492 | 2,364 |
| CATTLE HIDES-WHOLE | MNO | 62 | 56 | 1,393 | 2,292 |
| FURSKINS | NA | --- | --- | 63 | 132 |
| OTHER ANIMAL PRODUCTS | NA | --- | --- | 1,543 | 1,148 |
| GRAINS AND PREPARATIONS | NA | --- | --- | 1,015,638 | 972,896 |
| WHEAT AND PRODUCTS | MT | 5,110,374 | 4,036,192 | 615,948 | 605,434 |
| WHEAT AND WHEAT FLOUR | MT | 5,091,344 | 4,000,014 | 613,250 | 599,447 |
| WHEAT | MT | 4,398,207 | 3,356,938 | 522,150 | 493,714 |
| WHEAT FLOUR-39 EQ | MT | 693,137 | 443,076 | 91,097 | 104,734 |
| BULGUR & ROLLED WHEAT | MT | 18,983 | 36,177 | 2,681 | 6,956 |
| RICE | MT | 548,219 | 488,178 | 212,979 | 192,560 |
| FEED GRAINS & PRODUCTS | MT | 1,578,840 | 1,304,989 | 163,250 | 153,300 |
| FEED GRAINS | MT | 1,484,704 | 1,238,202 | 153,966 | 144,569 |
| BARLEY | MT | 47,947 | 10,455 | 4,146 | 1,046 |
| CORN | MT | 1,327,716 | 1,203,434 | 138,379 | 142,747 |
| GRAIN SORGHUMS | MT | 106,936 | 24,313 | 10,318 | 2,776 |
| OATS | MT | 2,105 | 0 | 222 | 0 |
| BLENDED FOOD PRODUCTS | MT | 53,520 | 63,657 | 18,198 | 20,719 |
| FRUITS AND PREPARATIONS | NA | --- | --- | 3,320 | 4,520 |
| FRESH | MT | 375 | 1,189 | 233 | 819 |

TABLE 13.--U.S. AGRICULTURAL EXPORTS: QUANTITY AND VALUE, AREA BY COMMODITY GROUP, FISCAL YEARS 1978 AND 1979--CONTINUED

| AREA AND COMMODITY GROUP | UNIT | QUANTITY | | VALUE | |
|-----------------------------|------|----------|---------|--------------------|--------------------|
| | | 1978 | 1979 | 1978 1,000 DOL. | 1979 1,000 DOL. |
| CITRUS | MT | 20 | 9 | 9 | 6 |
| OTHER | MT | 355 | 1,180 | 223 | 813 |
| DRIED | MT | 394 | 138 | 424 | 245 |
| CANNED | MT | 1,452 | 1,403 | 1,504 | 1,928 |
| FRUIT JUICES | MLT | 1,370 | 1,844 | 1,042 | 1,248 |
| NUTS AND PREPARATIONS | NA | --- | --- | 2,337 | 9,451 |
| VEGETABLES & PREPARATIONS | NA | --- | --- | 26,889 | 37,749 |
| FRESH | MT | 17,652 | 128 | 2,961 | 58 |
| VEGETABLES-FROZEN | MT | 1,195 | 81 | 278 | 111 |
| PULSES | MT | 23,806 | 51,111 | 13,279 | 30,073 |
| DRIED BEANS | MT | 22,142 | 37,148 | 11,938 | 21,029 |
| DRIED PEAS | MT | 956 | 159 | 562 | 111 |
| DRIED LENTILS | MT | 708 | 13,804 | 781 | 8,935 |
| CANNED | MT | 2,541 | 3,080 | 2,542 | 3,242 |
| HOPS-INC EXTRACT EQ | MT | 666 | 399 | 2,103 | 1,098 |
| FEEDS, FOODERS-EX OILCAKE | NA | --- | --- | 2,027 | 1,327 |
| CORN BYPRODUCTS | MT | 0 | 230 | 0 | 28 |
| OILSEEDS AND PRODUCTS | NA | --- | --- | 204,537 | 152,005 |
| OILCAKE AND MEAL | MT | 74,788 | 9,729 | 15,751 | 2,738 |
| SOYBEAN | MT | 69,533 | 9,784 | 14,326 | 2,716 |
| OILSEEDS | NA | --- | --- | 29,033 | 10,405 |
| SOYBEANS | MT | 111,332 | 19,544 | 24,893 | 5,695 |
| OILS AND WAXES-VEG | MT | 260,790 | 205,019 | 157,850 | 136,353 |
| OILS-SOYA, COTTONSEED | MT | 233,319 | 192,780 | 137,775 | 128,545 |
| SOYBEAN | MT | 40,518 | 57,670 | 26,753 | 46,282 |
| COTTONSEED | MT | 192,801 | 135,110 | 111,023 | 82,263 |
| TORACCO, UNMANUFACTURED | MT | 19,936 | 14,098 | 76,276 | 56,574 |
| BURLY | MT | 1,437 | 1,117 | 5,885 | 4,368 |
| FLUE-CURED | MT | 13,062 | 8,731 | 55,125 | 37,995 |
| COTTON-EX LINTERS | MT | 21,128 | 36,749 | 31,073 | 57,340 |
| COTTON LINTERS | MT | 0 | 1 | 0 | 1 |
| ESSENTIAL OILS | MT | 147 | 167 | 2,418 | 2,435 |
| SEEDS-FIELD AND GARDEN | NA | --- | --- | 4,597 | 5,012 |
| OTHER VEGETABLE PRODS | NA | --- | --- | 18,814 | 15,394 |
| NORTH AFRICA | --- | --- | --- | 911,442 | 815,884 |
| ANIMALS & ANIMAL PRODUCTS | NA | --- | --- | 92,696 | 116,289 |
| ANIMALS-LIVE, EX POULTRY | NA | --- | --- | 1,499 | 75 |
| CATTLE | MNO | 1 | 0 | 1,499 | 0 |
| MEATS AND MEAT PRODUCTS | MT | 1,331 | 2,186 | 1,214 | 2,107 |
| MEATS-FRESH, FROZEN | MT | 1,294 | 2,119 | 1,141 | 1,964 |
| PEEF AND VEAL | MT | 4 | 5 | 19 | 45 |
| PORK | MT | 15 | 0 | 43 | 2 |
| VARIETY MEATS | MT | 1,275 | 2,114 | 1,079 | 1,917 |
| MEATS-PREP, PRES | MT | 37 | 67 | 73 | 142 |
| PEEF | MT | 3 | 4 | 5 | 0 |
| PORK | MT | 7 | 0 | 18 | 1 |
| POULTRY & POULTRY PRODS | NA | --- | --- | 2,870 | 10,180 |
| POULTRY-LIVE | NA | --- | --- | 40 | 0 |
| BABY CHICKS-BREEDER | MNO | 32 | 0 | 40 | 0 |
| POULTRY MEATS | MT | 2,815 | 9,227 | 2,715 | 9,899 |
| POULTRY MEAT-FR, FRZ | MT | 2,741 | 9,175 | 2,645 | 9,770 |
| CHICKENS | MT | 2,515 | 5,931 | 2,408 | 7,689 |
| TURKEYS | MT | 65 | 292 | 119 | 373 |
| POULTRY MEATS-PREP | MT | 74 | 92 | 61 | 120 |
| EGGS | NA | --- | --- | 115 | 291 |
| DAIRY PRODUCTS | NA | --- | --- | 10,331 | 2,315 |
| EVAP & COND MILK | MT | 64 | 1 | 65 | 0 |
| NONFAT DRY MILK | MT | 8,247 | 3,653 | 8,321 | 1,293 |

TABLE 13--U.S. AGRICULTURAL EXPORTS: QUANTITY AND VALUE, AREA BY COMMODITY GROUP, FISCAL YEARS 1978 AND 1979--CONTINUED

| AREA AND COMMODITY GROUP | UNIT | QUANTITY | | VALUE | |
|-----------------------------|------|-----------|-----------|--------------------|--------------------|
| | | 1978 | 1979 | 1978 1,000 DOL. | 1979 1,000 DOL. |
| CHEESE | MT | 0 | 0 | 1 | 0 |
| FATS, OILS AND GREASES | MT | 171,267 | 193,184 | 75,381 | 99,288 |
| LARD | MT | 0 | 2 | 0 | 1 |
| TALLOW-INEDIBLE | MT | 167,538 | 184,493 | 73,683 | 93,933 |
| HIDES AND SKINS | NA | --- | --- | 1,317 | 2,307 |
| CATTLE HIDES | MNO | 59 | 55 | 1,278 | 2,263 |
| CATTLE HIDES-WHOLE | MNO | 55 | 55 | 1,191 | 2,263 |
| FURSKINS | NA | --- | --- | 0 | 44 |
| OTHER ANIMAL PRODUCTS | NA | --- | --- | 93 | 17 |
| GRAINS AND PREPARATIONS | NA | --- | --- | 555,692 | 480,480 |
| WHEAT AND PRODUCTS | MT | 3,613,151 | 2,397,140 | 433,584 | 359,458 |
| WHEAT AND WHEAT FLOUR | MT | 3,606,771 | 2,388,800 | 432,821 | 357,948 |
| WHEAT | MT | 3,038,682 | 1,835,676 | 359,506 | 266,997 |
| WHEAT FLOUR-GR EQ | MT | 568,089 | 553,124 | 73,316 | 90,952 |
| BULGUR & ROLLED WHEAT | MT | 6,380 | 8,340 | 863 | 1,510 |
| RICE | MT | 7,820 | 8,781 | 3,417 | 3,318 |
| FEED GRAINS & PRODUCTS | MT | 1,099,619 | 944,545 | 112,684 | 110,077 |
| FEED GRAINS | MT | 1,009,460 | 943,309 | 112,590 | 109,613 |
| BARLEY | MT | 47,947 | 0 | 4,146 | 0 |
| CORN | MT | 1,049,408 | 943,389 | 108,221 | 109,613 |
| OATS | MT | 2,105 | 0 | 222 | 0 |
| BLENDED FOOD PRODUCTS | MT | 19,897 | 21,680 | 5,632 | 6,835 |
| FRUITS AND PREPARATIONS | NA | --- | --- | 1,961 | 2,588 |
| FRESH | MT | 237 | 913 | 152 | 639 |
| OTHER | MT | 237 | 913 | 152 | 639 |
| DRIED | MT | 89 | 17 | 130 | 29 |
| CANNED | MT | 852 | 655 | 870 | 818 |
| FRUIT JUICES | MLT | 998 | 1,529 | 796 | 966 |
| NUTS AND PREPARATIONS | NA | --- | --- | 615 | 1,144 |
| VEGETABLES & PREPARATIONS | NA | --- | --- | 16,922 | 17,792 |
| FRESH | MT | 17,273 | 6 | 2,789 | 7 |
| VEGETABLES-FROZEN | MT | 10 | 2 | 14 | 4 |
| PULSES | MT | 21,197 | 25,787 | 12,216 | 15,541 |
| DRIED BEANS | MT | 20,206 | 12,033 | 11,228 | 6,644 |
| DRIED PEAS | MT | 294 | 0 | 221 | 0 |
| DRIED LENTILS | MT | 697 | 13,754 | 767 | 8,898 |
| CANNED | MT | 1,061 | 1,003 | 945 | 1,140 |
| FEEDS, FODDERS-EX OILCAKE | NA | --- | --- | 454 | 380 |
| CORN BYPRODUCTS | MT | 0 | 129 | 0 | 11 |
| OILSEEDS AND PRODUCTS | NA | --- | --- | 175,389 | 115,742 |
| OILCAKE AND MEAL | MT | 58,663 | 0 | 12,191 | 0 |
| SOYBEAN | MT | 58,663 | 0 | 12,191 | 0 |
| OILSEEDS | NA | --- | --- | 28,887 | 6,183 |
| SOYBEANS | MT | 111,160 | 19,544 | 24,855 | 5,695 |
| OILS AND WAXES-VEG | MT | 229,041 | 173,305 | 134,310 | 109,550 |
| OILS-SOYA, COTTONSEED | MT | 207,788 | 162,374 | 120,557 | 103,330 |
| SOYBEAN | MT | 14,999 | 27,276 | 9,549 | 21,084 |
| COTTONSEED | MT | 192,789 | 135,098 | 111,909 | 82,246 |
| TOBACCO, UNMANUFACTURED | MT | 9,986 | 6,974 | 35,496 | 25,238 |
| BURLEY | MT | 1,082 | 925 | 4,515 | 3,575 |
| FLUE-CURED | MT | 6,918 | 4,894 | 29,613 | 20,609 |
| COTTON-EX LINTERS | MT | 18,077 | 31,810 | 25,906 | 49,728 |
| ESSENTIAL OILS | MT | 15 | 47 | 247 | 343 |
| SEEDS-FIELD AND GARDEN | NA | --- | --- | 2,342 | 2,408 |
| OTHER VEGETABLE PRODS | NA | --- | --- | 3,724 | 3,750 |

TABLE 13 --U.S. AGRICULTURAL EXPORTS: QUANTITY AND VALUE, AREA BY COMMODITY GROUP, FISCAL YEARS 1978 AND 1979--CONTINUED

| AREA AND COMMODITY GROUP | UNIT | QUANTITY | | VALUE | |
|-----------------------------|------|-----------|-----------|--------------------|--------------------|
| | | 1978 | 1979 | 1978 1,000 DOL. | 1979 1,000 DOL. |
| OTHER AFRICA | --- | --- | --- | 648,309 | 696,969 |
| ANIMALS & ANIMAL PRODUCTS | NA | --- | --- | 79,219 | 81,909 |
| ANIMALS-LIVE,EX POULTRY | NA | --- | --- | 141 | 222 |
| CATTLE | MNO | 0 | 8 | 82 | 222 |
| MEATS AND MEAT PRODUCTS | MT | 671 | 1,706 | 1,577 | 4,501 |
| MEATS-FRESH,FROZEN | MT | 513 | 1,331 | 1,107 | 3,562 |
| REEF AND VEAL | MT | 462 | 337 | 959 | 1,162 |
| PORK | MT | 24 | 750 | 76 | 2,073 |
| VARIETY MEATS | MT | 23 | 238 | 50 | 202 |
| MEATS-PREP,PRES | MT | 158 | 375 | 469 | 940 |
| REEF | MT | 24 | 100 | 53 | 222 |
| FORK | MT | 36 | 118 | 100 | 350 |
| POULTRY & POULTRY PRODUCTS | NA | --- | --- | 16,119 | 13,665 |
| POULTRY-LIVE | NA | --- | --- | 542 | 290 |
| BABY CHICKS-BREEDER | MNO | 142 | 74 | 444 | 290 |
| BABY CHICKS-EX BRDR | MNO | 126 | 0 | 67 | 0 |
| POULTRY MEATS | MT | 16,227 | 11,067 | 15,323 | 13,239 |
| POULTRY MEAT-FR,FRZ | MT | 15,903 | 11,065 | 15,022 | 13,223 |
| CHICKENS | MT | 9,600 | 8,798 | 9,935 | 10,976 |
| TURKEYS | MT | 5,106 | 1,002 | 4,220 | 1,101 |
| POULTRY MEATS-PREP | MT | 324 | 2 | 301 | 15 |
| EGGS | NA | --- | --- | 49 | 45 |
| DAIRY PRODUCTS | NA | --- | --- | 28,700 | 12,266 |
| EVAP & COND MILK | MT | 467 | 101 | 706 | 137 |
| NONFAT DRY MILK | MT | 23,523 | 14,984 | 23,514 | 5,416 |
| BUTTER & ANHYDROUS | MT | 5 | 4 | 12 | 11 |
| CHEESE | MT | 33 | 63 | 97 | 187 |
| FATS,OILS AND GREASES | MT | 71,748 | 88,468 | 30,935 | 49,906 |
| LARD | MT | 10 | 2 | 18 | 1 |
| TALLOW-INEDIBLE | MT | 71,440 | 87,441 | 30,433 | 49,145 |
| HIDES AND SKINS | NA | --- | --- | 297 | 216 |
| CATTLE HIDES | MNO | 8 | 5 | 214 | 101 |
| CATTLE HIDES-WHOLE | MNO | 7 | 1 | 202 | 20 |
| FURSKINS | NA | --- | --- | 63 | 88 |
| OTHER ANIMAL PRODUCTS | NA | --- | --- | 1,450 | 1,131 |
| GRAINS AND PREPARATIONS | NA | --- | --- | 459,946 | 402,416 |
| WHEAT AND PRODUCTS | MT | 1,497,223 | 1,639,042 | 182,264 | 245,976 |
| WHEAT AND WHEAT FLOUR | MT | 1,484,573 | 1,611,214 | 180,429 | 240,499 |
| WHEAT | MT | 1,359,525 | 1,521,262 | 162,644 | 226,717 |
| WHEAT FLOUR-GR EQ | MT | 125,040 | 89,052 | 17,781 | 13,782 |
| BULGUR & ROLLED WHEAT | MT | 12,503 | 27,787 | 1,818 | 5,456 |
| RICE | MT | 540,399 | 481,307 | 209,562 | 187,242 |
| FEED GRAINS & PRODUCTS | MT | 479,221 | 360,444 | 50,566 | 43,223 |
| FEED GRAINS | MT | 385,244 | 294,813 | 40,476 | 34,956 |
| BARLEY | MT | 0 | 10,455 | 0 | 1,046 |
| CORN | MT | 270,300 | 260,045 | 30,158 | 31,134 |
| GRAIN SORGHUMS | MT | 106,936 | 24,313 | 10,318 | 2,776 |
| BLENDED FOOD PRODUCTS | MT | 33,623 | 42,007 | 12,566 | 13,875 |
| FRUITS AND PREPARATIONS | NA | --- | --- | 1,359 | 1,932 |
| FRESH | MT | 139 | 276 | 81 | 180 |
| CITRUS | MT | 20 | 9 | 9 | 6 |
| OTHER | MT | 118 | 267 | 71 | 174 |
| DRIED | MT | 305 | 121 | 294 | 225 |
| CANNED | MT | 600 | 748 | 634 | 1,110 |
| FRUIT JUICES | MLT | 372 | 315 | 246 | 282 |
| NUTS AND PREPARATIONS | NA | --- | --- | 1,722 | 8,307 |
| VEGETABLES & PREPARATIONS | NA | --- | --- | 9,967 | 10,957 |
| FRESH | MT | 379 | 122 | 172 | 51 |
| VEGETABLES-FROZEN | MT | 1,185 | 79 | 264 | 187 |

TABLE 13 --U.S. AGRICULTURAL EXPORTS: QUANTITY AND VALUE, AREA BY COMMODITY GROUP, FISCAL YEARS 1978 AND 1979--CONTINUED

| AREA AND COMMODITY GROUP | UNIT | QUANTITY | | VALUE | |
|-----------------------------|------|-----------|-----------|--------------------|--------------------|
| | | 1978 | 1979 | 1978 1,000 DOL. | 1979 1,000 DOL. |
| PULSES | MT | 2,607 | 25,324 | 1,063 | 14,532 |
| DRIED BEANS | MT | 1,936 | 25,115 | 710 | 14,385 |
| DRIED PEAS | MT | 662 | 159 | 341 | 111 |
| DRIED LENTILS | MT | 11 | 50 | 14 | 37 |
| CANNED | MT | 1,480 | 2,077 | 1,597 | 2,102 |
| HOPS-INC EXTRACT EQ | MT | 666 | 399 | 2,103 | 1,090 |
| FEEDS, FODDERS-EX OILCAKE | NA | --- | --- | 1,573 | 947 |
| CORN BYPRODUCTS | MT | 0 | 101 | 0 | 17 |
| OILSEEDS AND PRODUCTS | NA | --- | --- | 29,148 | 36,263 |
| OILCAKE AND MEAL | MT | 16,125 | 9,799 | 3,560 | 2,738 |
| SOYBEAN | MT | 19,870 | 9,704 | 2,135 | 2,716 |
| OILSEEDS | NA | --- | --- | 146 | 4,422 |
| SOYBEANS | MT | 172 | 0 | 38 | 0 |
| OILS AND WAXES-VEG | MT | 31,749 | 31,714 | 23,540 | 26,803 |
| OILS-SOYA, COTTONSEED | MT | 25,531 | 30,406 | 17,218 | 25,215 |
| SOYBEAN | MT | 25,519 | 30,394 | 17,204 | 25,198 |
| COTTONSEED | MT | 12 | 12 | 14 | 17 |
| TOBACCO, UNMANUFACTURED | MT | 9,950 | 7,124 | 40,780 | 31,286 |
| BURLY | MT | 355 | 192 | 1,379 | 793 |
| FLUE-CURED | MT | 6,144 | 3,937 | 25,512 | 17,386 |
| COTTON-EX LINTERS | MT | 3,051 | 4,939 | 5,167 | 7,612 |
| COTTON LINTERS | MT | 0 | 1 | 0 | 1 |
| ESSENTIAL OILS | MT | 132 | 120 | 2,171 | 2,092 |
| SEEDS-FIELD AND GARDEN | NA | --- | --- | 2,165 | 2,604 |
| OTHER VEGETABLE PRODS | NA | --- | --- | 15,090 | 11,644 |
| COUNTRY UNKNOWN | --- | --- | --- | 616,966 | 741,359 |
| GRAINS AND PREPARATIONS | NA | --- | --- | 471,123 | 597,113 |
| WHEAT AND PRODUCTS | MT | 1,745,554 | 1,477,087 | 208,059 | 213,713 |
| WHEAT AND WHEAT FLOUR | MT | 1,745,554 | 1,477,087 | 208,059 | 213,713 |
| WHEAT | MT | 1,745,554 | 1,477,087 | 208,059 | 213,713 |
| FEED GRAINS & PRODUCTS | MT | 2,825,989 | 3,625,847 | 263,011 | 383,287 |
| FEED GRAINS | MT | 2,825,989 | 3,625,847 | 263,011 | 383,287 |
| PARLEY | MT | 38,537 | 5,935 | 3,815 | 511 |
| CORN | MT | 2,779,619 | 3,602,268 | 258,489 | 381,120 |
| OATS | MT | 7,833 | 17,644 | 706 | 1,655 |
| OILSEEDS AND PRODUCTS | NA | --- | --- | 145,843 | 144,246 |
| OILSEEDS | NA | --- | --- | 145,843 | 144,246 |
| SOYBEANS | MT | 598,426 | 548,781 | 145,840 | 144,190 |
| DEVELOPED COUNTRIES | --- | --- | --- | 15,257,109 | 17,410,010 |
| ANIMALS & ANIMAL PRODUCTS | NA | --- | --- | 1,655,304 | 2,200,699 |
| ANIMALS-LIVE, EX POULTRY | NA | --- | --- | 72,406 | 93,659 |
| CATTLE | MNO | 50 | 32 | 30,062 | 27,978 |
| MEATS AND MEAT PRODUCTS | MT | 331,450 | 301,729 | 558,193 | 671,917 |
| MEATS-FRESH, FROZEN | MT | 320,201 | 294,067 | 533,865 | 648,574 |
| BEEF AND VEAL | MT | 39,092 | 39,151 | 128,681 | 161,626 |
| PORK | MT | 68,208 | 58,876 | 150,180 | 171,879 |
| VARIETY MEATS | MT | 160,105 | 139,935 | 167,493 | 209,122 |
| MEATS-PREP, PRES | MT | 11,249 | 7,662 | 24,329 | 23,341 |
| BEEF | MT | 618 | 1,419 | 1,978 | 8,138 |
| PORK | MT | 6,910 | 4,115 | 14,299 | 8,815 |
| POULTRY & POULTRY PRODS | NA | --- | --- | 151,696 | 174,179 |
| POULTRY-LIVE | NA | --- | --- | 16,245 | 18,637 |
| BABY CHICKS-BREEDER | MNO | 5,916 | 5,651 | 10,713 | 12,157 |
| BABY CHICKS-EX BRDR | MNO | 6,464 | 5,865 | 2,179 | 1,993 |
| POULTRY MEATS | MT | 68,242 | 78,093 | 88,242 | 111,692 |
| POULTRY MEAT-FR, FRZ | MT | 66,403 | 75,167 | 93,957 | 105,097 |
| CHICKENS | MT | 47,681 | 54,507 | 56,760 | 71,179 |

TABLE 13 --U.S. AGRICULTURAL EXPORTS: QUANTITY AND VALUE, AREA BY COMMODITY GROUP, FISCAL YEARS 1978 AND 1979--CONTINUED

| AREA AND COMMODITY GROUP | UNIT | QUANTITY | | VALUE | |
|-----------------------------|------|------------|------------|--------------------|--------------------|
| | | 1978 | 1979 | 1978 1,000 DOL. | 1979 1,000 DOL. |
| TURKEYS | MT | 14,848 | 16,850 | 22,324 | 28,337 |
| POULTRY MEATS-PREP | MT | 1,839 | 2,926 | 4,283 | 6,607 |
| EGGS | NA | --- | --- | 42,511 | 39,452 |
| DAIRY PRODUCTS | NA | --- | --- | 21,806 | 23,834 |
| EVAP & COND MILK | MT | 427 | 488 | 229 | 225 |
| NONFAT DRY MILK | MT | 973 | 1,669 | 1,076 | 817 |
| BUTTER & ANHYDROUS | MT | 32 | 25 | 113 | 93 |
| CHEESE | MT | 2,210 | 2,420 | 7,254 | 8,145 |
| FATS, OILS AND GREASES | MT | 497,193 | 455,781 | 218,762 | 232,532 |
| LARD | MT | 27,300 | 12,866 | 14,249 | 7,887 |
| TALLOW-INEDIBLE | MT | 430,390 | 413,369 | 175,217 | 211,595 |
| HIDES AND SKINS | NA | --- | --- | 545,981 | 883,511 |
| CATTLE HIDES | MNO | 13,200 | 14,449 | 305,207 | 511,434 |
| CATTLE HIDES-WHOLE | MNO | 13,044 | 14,002 | 302,995 | 503,644 |
| CUPSkins | NA | --- | --- | 204,704 | 318,222 |
| OTHER ANIMAL PRODUCTS | NA | --- | --- | 94,562 | 114,069 |
| GRAINS AND PREPARATIONS | NA | --- | --- | 4,440,740 | 4,782,862 |
| WHEAT AND PRODUCTS | MT | 7,942,341 | 7,954,990 | 974,661 | 1,174,004 |
| WHEAT AND WHEAT FLOUR | MT | 7,939,515 | 7,952,117 | 973,815 | 1,172,911 |
| WHEAT | MT | 7,915,403 | 7,931,179 | 970,388 | 1,169,597 |
| WHEAT FLOUR-GR EG | MT | 24,112 | 20,938 | 3,428 | 3,315 |
| BULGUR & ROLLED WHEAT | MT | 1,807 | 668 | 336 | 139 |
| RICE | MT | 557,862 | 635,454 | 185,207 | 205,754 |
| FEED GRAINS & PRODUCTS | MT | 31,961,872 | 30,170,961 | 3,228,646 | 3,346,569 |
| FEED GRAINS | MT | 31,822,107 | 30,047,138 | 3,206,969 | 3,324,446 |
| BARLEY | MT | 168,226 | 11,738 | 17,054 | 1,055 |
| CORN | MT | 27,656,319 | 26,993,784 | 2,811,572 | 3,012,266 |
| GRAIN SORGHUMS | MT | 3,808,187 | 3,002,263 | 359,586 | 306,830 |
| BARLEY | MT | 189,375 | 39,353 | 18,759 | 4,292 |
| BLENDED FOOD PRODUCTS | MT | 6,333 | 5,235 | 2,263 | 1,841 |
| FRUITS AND PREPARATIONS | NA | --- | --- | 769,046 | 815,746 |
| FRESH | MT | 1,032,430 | 1,022,540 | 400,555 | 463,529 |
| CITRUS | MT | 692,068 | 667,657 | 238,876 | 286,898 |
| OTHER | MT | 340,362 | 354,883 | 161,678 | 176,630 |
| DRIED | MT | 102,189 | 65,616 | 131,358 | 117,658 |
| CANNED | MT | 150,816 | 111,289 | 94,038 | 82,227 |
| FRUIT JUICES | MLT | 242,191 | 285,102 | 123,469 | 139,012 |
| NUTS AND PREPARATIONS | NA | --- | --- | 242,040 | 396,238 |
| VEGETABLES & PREPARATIONS | NA | --- | --- | 449,532 | 487,633 |
| FRESH | MT | 723,880 | 706,534 | 191,927 | 192,879 |
| VEGETABLES-FROZEN | MT | 54,762 | 76,515 | 29,626 | 43,874 |
| PULSES | MT | 163,853 | 176,843 | 72,397 | 73,782 |
| DRIED BEANS | MT | 146,896 | 121,238 | 61,596 | 48,433 |
| DRIED PEAS | MT | 15,136 | 35,617 | 6,392 | 12,790 |
| DRIED LENTILS | MT | 7,021 | 19,918 | 4,409 | 12,559 |
| CANNED | MT | 69,448 | 82,110 | 48,499 | 62,535 |
| HOPS-INC EXTRACT EQ | MT | 2,154 | 2,218 | 4,493 | 5,567 |
| FEEDS, FEEDERS-EX OILCAKE | NA | --- | --- | 473,377 | 670,931 |
| CORN BYPRODUCTS | MT | 1,829,769 | 2,028,378 | 235,510 | 317,548 |
| ALFALFA MEAL AND CUBES | MT | 455,932 | 575,883 | 44,139 | 59,204 |
| OILSEEDS AND PRODUCTS | NA | --- | --- | 5,333,213 | 5,820,366 |
| OILCAKE AND MEAL | MT | 4,136,363 | 4,211,831 | 811,830 | 913,708 |
| SOYBEAN | MT | 3,957,988 | 3,976,578 | 783,125 | 877,299 |
| OILSEEDS | NA | --- | --- | 4,306,019 | 4,700,000 |
| SOYBEANS | MT | 16,107,145 | 15,764,326 | 3,863,068 | 4,242,145 |
| OILS AND WAXES-VEG | MT | 273,225 | 221,715 | 184,961 | 169,459 |
| OILS-SOYA, COTTONSEED | MT | 140,808 | 110,494 | 79,942 | 73,545 |
| SOYBEAN | MT | 92,402 | 56,797 | 51,174 | 37,129 |
| COTTONSEED | MT | 48,406 | 53,687 | 28,768 | 36,415 |

TABLE 13 --U.S. AGRICULTURAL EXPORTS: QUANTITY AND VALUE, AREA BY
COMMODITY GROUP, FISCAL YEARS 1978 AND 1979--CONTINUED

| AREA AND COMMODITY GROUP | UNIT | QUANTITY | | VALUE | |
|-----------------------------|------|------------|------------|--------------------|--------------------|
| | | 1978 | 1979 | 1978 1,000 DOL. | 1979 1,000 DOL. |
| TOBACCO, UNMANUFACTURED | MT | 205,031 | 215,293 | 831,105 | 946,299 |
| SMOKE-CURED | MT | 28,528 | 30,382 | 125,045 | 152,921 |
| FLUE-CURED | MT | 126,876 | 136,451 | 632,296 | 708,807 |
| COTTON-EX LINTERS | MT | 377,935 | 489,873 | 603,678 | 726,600 |
| COTTON LINTERS | MT | 43,165 | 44,641 | 9,960 | 10,908 |
| ESSENTIAL OILS | MT | 6,730 | 8,613 | 65,223 | 70,741 |
| SEEDS-FIELD AND GARDEN | NA | --- | --- | 105,918 | 113,327 |
| OTHER VEGETABLE PRODS | NA | --- | --- | 277,869 | 367,674 |
| LESS DEVELOPED COUNTRIES | --- | --- | --- | 8,892,439 | 10,178,295 |
| ANIMALS & ANIMAL PRODUCTS | NA | --- | --- | 1,048,818 | 1,244,455 |
| ANIMALS-LIVE, EX POULTRY | NA | --- | --- | 60,580 | 54,971 |
| CATTLE | MNO | 63 | 53 | 53,128 | 52,311 |
| MEATS AND MEAT PRODUCTS | MT | 73,848 | 90,175 | 129,358 | 171,665 |
| MEATS-FRESH, FROZEN | MT | 58,659 | 72,993 | 98,517 | 135,792 |
| BEEF AND VEAL | MT | 11,886 | 14,042 | 43,774 | 61,390 |
| PORK | MT | 21,035 | 28,030 | 30,157 | 42,804 |
| VARIETY MEATS | MT | 24,443 | 29,704 | 20,890 | 27,938 |
| MEATS-PREP, PRES | MT | 15,180 | 17,182 | 30,846 | 35,875 |
| BEEF | MT | 1,965 | 2,282 | 3,456 | 4,335 |
| PORK | MT | 7,537 | 9,922 | 16,111 | 18,834 |
| POULTRY & POULTRY PRODS | NA | --- | --- | 179,796 | 192,715 |
| POULTRY-LIVE | NA | --- | --- | 17,771 | 21,873 |
| BARY CHICKS-BREEDER | MNO | 6,188 | 6,759 | 13,154 | 17,879 |
| BARY CHICKS-EX PROR | MNO | 11,268 | 9,502 | 2,649 | 2,647 |
| POULTRY MEATS | MT | 126,216 | 130,295 | 115,224 | 132,800 |
| POULTRY MEAT-FR, FRZ | MT | 124,868 | 128,874 | 113,640 | 129,853 |
| CHICKENS | MT | 110,395 | 116,523 | 98,091 | 115,113 |
| TURKEYS | MT | 9,002 | 5,432 | 9,503 | 7,927 |
| POULTRY MEATS-PREP | MT | 1,348 | 1,461 | 1,583 | 2,944 |
| EGGS | NA | --- | --- | 32,507 | 27,843 |
| DAIRY PRODUCTS | NA | --- | --- | 133,754 | 91,961 |
| EVAP & COND MILK | MT | 16,417 | 17,646 | 10,478 | 12,555 |
| NONFAT DRY MILK | MT | 88,345 | 70,209 | 76,577 | 26,570 |
| BUTTER & ANHYDROUS | MT | 237 | 381 | 579 | 947 |
| CHEESE | MT | 2,724 | 2,500 | 7,390 | 7,425 |
| FATS, OILS AND GREASES | MT | 733,629 | 760,141 | 325,897 | 412,141 |
| LARD | MT | 32,633 | 30,914 | 18,487 | 20,507 |
| TALLOW-INEDIBLE | MT | 634,917 | 675,619 | 273,721 | 357,444 |
| HIDES AND SKINS | NA | --- | --- | 195,132 | 279,487 |
| CATTLE HIDES | MNO | 7,325 | 6,557 | 176,627 | 251,776 |
| CATTLE HIDES-WHOLE | MNO | 7,135 | 6,461 | 174,139 | 249,333 |
| FURSKINS | NA | --- | --- | 3,608 | 3,230 |
| OTHER ANIMAL PRODUCTS | NA | --- | --- | 24,290 | 31,511 |
| GRAINS AND PREPARATIONS | NA | --- | --- | 4,336,344 | 4,795,842 |
| WHEAT AND PRODUCTS | MT | 20,443,797 | 17,938,879 | 2,529,048 | 2,703,262 |
| WHEAT AND WHEAT FLOUR | MT | 20,027,998 | 17,499,806 | 2,463,099 | 2,617,645 |
| WHEAT | MT | 18,656,619 | 16,323,056 | 2,271,164 | 2,422,520 |
| WHEAT FLOUR-GR EQ | MT | 1,371,379 | 1,176,756 | 191,934 | 195,127 |
| BULGUR & ROLLED WHEAT | MT | 414,218 | 436,800 | 64,925 | 84,044 |
| RICE | MT | 1,685,148 | 1,714,382 | 675,377 | 664,191 |
| FEED GRAINS & PRODUCTS | MT | 9,731,949 | 11,474,080 | 1,036,711 | 1,328,642 |
| FEED GRAINS | MT | 9,510,997 | 11,294,208 | 1,007,598 | 1,301,332 |
| BARLEY | MT | 492,084 | 193,100 | 48,365 | 24,779 |
| CORN | MT | 7,929,311 | 9,263,884 | 843,874 | 1,073,645 |
| CRAIN SORGHUMS | MT | 1,077,629 | 1,823,195 | 114,053 | 200,676 |
| OATS | MT | 11,973 | 13,939 | 1,303 | 2,232 |
| PLENDED FOOD PRODUCTS | MT | 163,269 | 186,000 | 59,164 | 61,127 |
| FRUITS AND PREPARATIONS | NA | --- | --- | 194,197 | 215,994 |

TABLE 13 --U.S. AGRICULTURAL EXPORTS: QUANTITY AND VALUE, AREA BY COMMODITY GROUP, FISCAL YEARS 1978 AND 1979--CONTINUED

| ARFA AND COMMODITY GROUP | UNIT | QUANTITY | | VALUE | |
|-----------------------------|------|-----------|-----------|--------------------|--------------------|
| | | 1978 | 1979 | 1978 1,000 DOL. | 1979 1,000 DOL. |
| FRESH | MT | 243,704 | 232,092 | 119,044 | 136,863 |
| CITRUS | MT | 130,712 | 102,343 | 56,657 | 56,153 |
| OTHER | MT | 112,992 | 129,749 | 62,387 | 80,710 |
| DRIED | MT | 14,088 | 10,332 | 17,975 | 15,632 |
| CANNED | MT | 27,429 | 26,917 | 20,385 | 23,239 |
| FRUIT JUICES | MLT | 42,533 | 48,341 | 31,552 | 32,134 |
| NUTS AND PREPARATIONS | NA | --- | --- | 30,322 | 51,005 |
| VEGETABLES & PREPARATIONS | NA | --- | --- | 195,853 | 256,668 |
| FRESH | MT | 75,067 | 71,085 | 24,190 | 25,930 |
| VEGETABLES-FROZEN | MT | 12,929 | 13,326 | 8,749 | 10,439 |
| PULSES | MT | 88,022 | 174,307 | 42,394 | 77,790 |
| DRIED BEANS | MT | 58,493 | 99,927 | 28,320 | 47,806 |
| DRIED PEAS | MT | 24,375 | 54,842 | 10,292 | 17,402 |
| DRIED LENTILS | MT | 5,152 | 19,538 | 3,783 | 12,586 |
| CANNED | MT | 54,833 | 63,599 | 41,780 | 53,843 |
| HOPS-INC EXTRACT EQ | MT | 6,995 | 7,844 | 18,891 | 20,573 |
| FEEDS, FODDERS-EX OILCAKE | NA | --- | --- | 101,086 | 182,084 |
| CORN BYPRODUCTS | MT | 8,733 | 10,040 | 1,577 | 2,206 |
| ALFAIFA MEAL AND CUBES | MT | 8,521 | 7,785 | 1,034 | 897 |
| OILSEEDS AND PRODUCTS | NA | --- | --- | 1,453,817 | 1,858,717 |
| OILCAKE AND MEAL | MT | 695,384 | 824,448 | 151,152 | 212,022 |
| SOYBEAN | MT | 660,916 | 802,412 | 143,725 | 205,445 |
| OILSEEDS | NA | --- | --- | 589,392 | 773,922 |
| SOYBEANS | MT | 2,257,036 | 2,597,586 | 545,092 | 697,013 |
| OILS AND WAXES-VEG | MT | 1,134,222 | 1,254,510 | 709,830 | 869,141 |
| OILS-SOYA, COTTONSEED | MT | 1,028,733 | 1,165,513 | 611,100 | 778,843 |
| SOYBEAN | MT | 733,019 | 919,923 | 434,238 | 617,741 |
| COTTONSEED | MT | 295,714 | 245,990 | 176,865 | 161,101 |
| TORACCO, UNMANUFACTURED | MT | 63,562 | 66,912 | 286,253 | 326,589 |
| HURLEY | MT | 9,040 | 8,474 | 46,154 | 45,010 |
| FLUE-CURED | MT | 43,474 | 48,104 | 197,435 | 233,653 |
| COTTON-EX LINTERS | MT | 636,756 | 681,744 | 912,742 | 935,652 |
| COTTON LINTERS | MT | 14,729 | 5,373 | 2,923 | 1,358 |
| ESSENTIAL OILS | MT | 1,853 | 2,473 | 19,466 | 25,031 |
| SEEDS-FIELD AND GARDEN | NA | --- | --- | 56,490 | 63,578 |
| OTHER VEGETABLE PRODS | NA | --- | --- | 254,205 | 301,351 |
| CENTRAL PLAN | --- | --- | --- | 3,141,257 | 4,387,121 |
| ANIMALS & ANIMAL PRODUCTS | NA | --- | --- | 124,125 | 197,568 |
| ANIMALS-LIVE, EX POULTRY | NA | --- | --- | 4,515 | 1,378 |
| CATTLE | MNO | 3 | 1 | 4,231 | 895 |
| MEATS AND MEAT PRODUCTS | MT | 1,083 | 780 | 668 | 528 |
| MEATS-FRESH, FROZEN | MT | 1,077 | 744 | 631 | 463 |
| BEEF AND VEAL | MT | 0 | 2 | 0 | 24 |
| PORK | MT | 7 | 0 | 28 | 0 |
| VARIETY MEATS | MT | 1,020 | 733 | 571 | 414 |
| MEATS-PREP, PRES | MT | 6 | 36 | 37 | 65 |
| PORK | MT | 4 | 35 | 15 | 65 |
| POULTRY & POULTRY PRODS | NA | --- | --- | 268 | 1,233 |
| POULTRY-LIVE | NA | --- | --- | 227 | 1,019 |
| BABY CHICKS-BREEDER | MNO | 18 | 131 | 227 | 1,002 |
| POULTRY MEATS | MT | 17 | 4 | 23 | 50 |
| POULTRY MEAT-FR, FRZ | MT | 16 | 2 | 12 | 20 |
| TURKEYS | MT | 16 | 0 | 12 | 0 |
| POULTRY MEATS-PREP | MT | 1 | 2 | 11 | 30 |
| EGGS | NA | --- | --- | 4 | 155 |
| DAIRY PRODUCTS | NA | --- | --- | 247 | 333 |
| CHEESE | MT | 1 | 0 | 1 | 0 |
| FATS, OILS AND GREASES | MT | 83,669 | 93,984 | 37,135 | 53,120 |

TABLE 13 --U.S. AGRICULTURAL EXPORTS: QUANTITY AND VALUE, AREA BY COMMODITY GROUP, FISCAL YEARS 1978 AND 1979--CONTINUED

| AREA AND COMMODITY GROUP | UNIT | QUANTITY | | VALUE | |
|---------------------------------|------|------------|------------|--------------------|--------------------|
| | | 1978 | 1979 | 1978 1,000 DOL. | 1979 1,000 DOL. |
| TALLOW-INEDIBLE | MT | 83,669 | 93,969 | 37,135 | 53,106 |
| HIDES AND SKINS | NA | --- | --- | 80,542 | 139,154 |
| CATTLE HIDES | MNO | 3,487 | 3,604 | 71,777 | 131,241 |
| CATTLE HIDES-WHOLE | MNO | 3,487 | 3,577 | 71,777 | 130,203 |
| FURSKINS | NA | --- | --- | 1,477 | 2,217 |
| OTHER ANIMAL PRODUCTS | NA | --- | --- | 750 | 1,824 |
| GRAINS AND PREPARATIONS | NA | --- | --- | 2,132,878 | 3,030,925 |
| WHEAT AND PRODUCTS | MT | 5,240,533 | 7,085,906 | 634,940 | 984,744 |
| WHEAT AND WHEAT FLOUR | MT | 5,240,533 | 7,085,906 | 634,940 | 984,744 |
| WHEAT | MT | 5,240,533 | 7,085,906 | 634,940 | 984,744 |
| RICE | MT | 32,983 | 46,355 | 11,982 | 14,242 |
| FEED GRAINS & PRODUCTS | MT | 14,250,764 | 18,163,382 | 1,485,303 | 2,031,815 |
| FEED GRAINS | MT | 14,250,764 | 18,163,374 | 1,485,303 | 2,031,811 |
| BARLEY | MT | 200,639 | 139,203 | 18,707 | 15,750 |
| CORN | MT | 13,526,639 | 17,627,310 | 1,414,405 | 1,972,868 |
| GRAIN SORGHUMS | MT | 506,072 | 396,861 | 50,554 | 43,193 |
| OATS | MT | 17,432 | 0 | 1,638 | 0 |
| FRUITS AND PREPARATIONS | NA | --- | --- | 13,325 | 10,707 |
| FRESH | MT | 44,132 | 29,680 | 11,090 | 10,598 |
| CITRUS | MT | 44,129 | 29,643 | 11,087 | 10,575 |
| OTHER | MT | 3 | 37 | 3 | 23 |
| DRIED | MT | 1,746 | 0 | 1,727 | 2 |
| CANNED | MT | 0 | 15 | 0 | 10 |
| FRUIT JUICES | MLT | 599 | 230 | 508 | 97 |
| NUTS AND PREPARATIONS | NA | --- | --- | 15,344 | 1,329 |
| VEGETABLES & PREPARATIONS | NA | --- | --- | 3,524 | 11,945 |
| FRESH | MT | 0 | 0 | 0 | 2 |
| PULSES | MT | 66 | 7,328 | 81 | 3,316 |
| DRIED BEANS | MT | 16 | 7,108 | 23 | 3,251 |
| DRIED LENTILS | MT | 50 | 130 | 58 | 64 |
| CANNED | MT | 10 | 31 | 25 | 46 |
| HOPS-INC EXTRACT EQ | MT | 1,675 | 3,548 | 3,401 | 8,518 |
| FEEDS, FODDERS-EX OILCAKE | NA | --- | --- | 374 | 696 |
| OILSEEDS AND PRODUCTS | NA | --- | --- | 653,273 | 875,008 |
| OILCAKE AND MEAL | MT | 1,054,597 | 1,255,253 | 212,831 | 289,908 |
| SOYBEAN | MT | 943,332 | 1,217,274 | 194,043 | 282,185 |
| OILSEEDS | NA | --- | --- | 368,763 | 520,315 |
| SOYBEANS | MT | 1,322,194 | 1,832,338 | 340,889 | 505,228 |
| OILS AND WAXES-VEG | MT | 124,352 | 87,160 | 62,598 | 54,390 |
| OILS-SOYA, COTTONSEED | MT | 107,510 | 82,610 | 55,346 | 50,801 |
| SOYBEAN | MT | 107,510 | 82,610 | 55,346 | 50,801 |
| COTTONSEED | MT | 0 | 0 | 1 | 0 |
| TOBACCO, UNMANUFACTURED | MT | 3,886 | 4,622 | 14,441 | 19,362 |
| BURLAP | MT | 583 | 149 | 2,611 | 566 |
| FLUE-CURED | MT | 2,265 | 3,794 | 9,614 | 17,532 |
| COTTON-EX LINTERS | MT | 130,117 | 169,059 | 177,308 | 231,936 |
| COTTON LINTERS | MT | 2,833 | 4,557 | 327 | 586 |
| ESSENTIAL OILS | MT | 12 | 7 | 111 | 98 |
| SEEDS-FIELD AND GARDEN | NA | --- | --- | 4,016 | 2,109 |
| OTHER VEGETABLE PRODS | NA | --- | --- | 2,212 | 2,852 |
| CENTRAL PLAN-EUR (INC U.S.S.R.) | --- | --- | --- | 2,788,874 | 3,503,007 |
| ANIMALS & ANIMAL PRODUCTS | NA | --- | --- | 109,715 | 196,619 |
| ANIMALS-LIVE, EX POULTRY | NA | --- | --- | 4,513 | 1,083 |
| CATTLE | MNO | 3 | 1 | 4,231 | 895 |
| MEATS AND MEAT PRODUCTS | MT | 1,083 | 780 | 668 | 528 |
| MEATS-FRESH, FROZEN | MT | 1,077 | 744 | 631 | 463 |
| POULTRY AND VEAL | MT | 0 | 2 | 0 | 24 |
| PORK | MT | 7 | 0 | 28 | 0 |

TABLE 13 --U.S. AGRICULTURAL EXPORTS: QUANTITY AND VALUE, AREA BY COMMODITY GROUP, FISCAL YEARS 1978 AND 1979--CONTINUED

| AREA AND COMMODITY GROUP | UNIT | QUANTITY | | VALUE | |
|-----------------------------|------|------------|------------|--------------------|--------------------|
| | | 1978 | 1979 | 1978 1,000 DOL. | 1979 1,000 DOL. |
| VARIETY MEATS | MT | 1,020 | 733 | 571 | 414 |
| MEATS-PREP,PPES | MT | 6 | 36 | 37 | 65 |
| PORK | MT | 4 | 36 | 15 | 65 |
| POULTRY & POULTRY PROD | NA | --- | --- | 256 | 1,223 |
| POULTRY-LIVE | NA | --- | --- | 215 | 1,009 |
| BABY CHICKS-REFEDER | MNO | 7 | 131 | 215 | 993 |
| POULTRY MEATS | MT | 17 | 4 | 23 | 59 |
| POULTRY MEAT-FR,FRZ | MT | 16 | 2 | 12 | 20 |
| TURKEYS | MT | 16 | 0 | 12 | 0 |
| POULTRY MEATS-PREP | MT | 1 | 2 | 11 | 30 |
| EGGS | NA | --- | --- | 4 | 155 |
| DAIRY PRODUCTS | NA | --- | --- | 247 | 333 |
| CHEESE | MT | 1 | 0 | 1 | 0 |
| FATS,OILS AND GREASES | MT | 53,701 | 92,984 | 22,928 | 52,518 |
| TALLOW-INEDIBLE | MT | 53,701 | 92,969 | 22,928 | 52,504 |
| HIDES AND SKINS | NA | --- | --- | 80,354 | 139,129 |
| CATTLE HIDES | MNO | 3,481 | 3,604 | 71,589 | 131,239 |
| CATTLE HIDES-WHOLE | MNO | 3,481 | 3,577 | 71,589 | 130,201 |
| FURSKINS | NA | --- | --- | 1,477 | 2,217 |
| OTHER ANIMAL PRODUCTS | NA | --- | --- | 750 | 1,806 |
| GRAINS AND PREPARATIONS | NA | --- | --- | 2,014,994 | 2,415,382 |
| WHEAT AND PRODUCTS | MT | 4,326,753 | 4,631,738 | 517,056 | 660,789 |
| WHEAT AND WHEAT FLOUR | MT | 4,326,753 | 4,631,738 | 517,056 | 660,789 |
| WHEAT | MT | 4,326,753 | 4,631,738 | 517,056 | 660,789 |
| RICE | MT | 32,883 | 46,355 | 11,982 | 14,242 |
| REFED GRAINS & PRODUCTS | MT | 14,250,764 | 15,409,432 | 1,485,303 | 1,740,227 |
| REFED GRAINS | MT | 14,250,764 | 15,409,424 | 1,485,303 | 1,740,223 |
| BARLEY | MT | 200,630 | 139,203 | 18,707 | 15,750 |
| CORN | MT | 13,526,630 | 14,873,360 | 1,414,405 | 1,681,280 |
| GRAIN SORGHUMS | MT | 506,070 | 396,861 | 50,554 | 43,193 |
| OATS | MT | 17,412 | 0 | 1,538 | 0 |
| FRUITS AND PREPARATIONS | NA | --- | --- | 13,324 | 10,702 |
| FRESH | MT | 44,132 | 29,677 | 11,090 | 10,595 |
| CITRUS | MT | 44,129 | 29,643 | 11,087 | 10,575 |
| OTHER | MT | 3 | 34 | 3 | 20 |
| DRIED | MT | 1,746 | 0 | 1,727 | 0 |
| CANNED | MT | 0 | 15 | 0 | 10 |
| FRUIT JUICES | MLT | 597 | 230 | 907 | 97 |
| NUTS AND PREPARATIONS | NA | --- | --- | 15,304 | 1,329 |
| VEGETABLES & PREPARATIONS | NA | --- | --- | 3,524 | 11,945 |
| FRESH | MT | 0 | 2 | 0 | 2 |
| PULSES | MT | 66 | 7,328 | 81 | 3,316 |
| DRIED BEANS | MT | 16 | 7,198 | 23 | 3,251 |
| DRIED LENTILS | MT | 50 | 130 | 58 | 64 |
| CANNED | MT | 19 | 31 | 25 | 46 |
| HOPS-INC EXTRACT EQ | MT | 1,675 | 3,542 | 3,401 | 8,518 |
| FEEDS,MODDERS-EX OILCAKE | NA | --- | --- | 357 | 596 |
| OILSEEDS AND PRODUCTS | NA | --- | --- | 584,472 | 801,354 |
| OILCAKE AND MEAL | MT | 1,054,597 | 1,255,253 | 212,831 | 288,908 |
| SOYBEAN | MT | 943,332 | 1,217,274 | 194,043 | 292,185 |
| OILSEEDS | NA | --- | --- | 354,377 | 482,555 |
| SOYBEANS | MT | 1,274,779 | 1,690,440 | 326,503 | 467,468 |
| OILS AND WAXES-VEG | MT | 18,356 | 28,342 | 8,183 | 18,496 |
| OILS-SOYA,COTTONSEED | MT | 1,514 | 23,792 | 931 | 14,907 |
| SOYBEAN | MT | 1,514 | 23,792 | 930 | 14,907 |
| COTTONSEED | MT | 0 | 0 | 1 | 0 |
| TOBACCO,UNMANUFACTURED | MT | 3,886 | 4,622 | 14,441 | 19,362 |
| PURLEY | MT | 587 | 149 | 2,611 | 566 |
| FLUE-CURED | MT | 2,265 | 3,794 | 9,614 | 17,532 |

TABLE 13.--U.S. AGRICULTURAL EXPORTS: QUANTITY AND VALUE, AREA BY COMMODITY GROUP, FISCAL YEARS 1978 AND 1979--CONTINUED

| AREA AND COMMODITY GROUP | UNIT | QUANTITY | | VALUE | |
|-----------------------------|------|----------|-----------|--------------------|--------------------|
| | | 1978 | 1979 | 1978 1,000 DOL. | 1979 1,000 DOL. |
| COTTON-EX LINTERS | MT | 17,927 | 27,653 | 26,443 | 40,441 |
| COTTON LINTERS | MT | 2,833 | 4,557 | 327 | 586 |
| ESSENTIAL OILS | MT | 12 | 7 | 111 | 89 |
| SEEDS-FIELD AND GARDEN | NA | --- | --- | 3,967 | 2,090 |
| OTHER VEGETABLE PRODS | NA | --- | --- | 1,894 | 2,412 |
| CENTRAL PLAN-ASIA | --- | --- | --- | 352,383 | 884,112 |
| ANIMALS & ANIMAL PRODUCTS | NA | --- | --- | 14,410 | 949 |
| ANIMALS-LIVE,EX POULTRY | NA | --- | --- | 2 | 295 |
| POULTRY & POULTRY PRODS | NA | --- | --- | 12 | 10 |
| POULTRY-LIVE | NA | --- | --- | 12 | 10 |
| BABY CHICKS-BREEDER | MNO | 11 | 0 | 12 | 9 |
| FATS,OILS AND GREASES | MT | 29,968 | 1,000 | 14,207 | 602 |
| TALLOW-INEDIBLE | MT | 29,968 | 1,000 | 14,207 | 602 |
| HIDES AND SKINS | NA | --- | --- | 188 | 25 |
| CATTLE HIDES | MNO | 6 | 0 | 188 | 2 |
| CATTLE HIDES-WHOLE | MNO | 6 | 0 | 188 | 2 |
| OTHER ANIMAL PRODUCTS | NA | --- | --- | 0 | 18 |
| GRAINS AND PREPARATIONS | NA | --- | --- | 117,884 | 615,543 |
| WHEAT AND PRODUCTS | MT | 913,780 | 2,454,168 | 117,884 | 323,955 |
| WHEAT AND WHEAT FLOUR | MT | 913,780 | 2,454,168 | 117,884 | 323,955 |
| WHEAT | MT | 913,780 | 2,454,168 | 117,884 | 323,955 |
| FEED GRAINS & PRODUCTS | MT | 0 | 2,753,950 | 0 | 291,588 |
| FEED GRAINS | MT | 0 | 2,753,950 | 0 | 291,588 |
| CORN | MT | 0 | 2,753,950 | 0 | 291,588 |
| FRUITS AND PREPARATIONS | NA | --- | --- | 1 | 3 |
| FRESH | MT | 0 | 3 | 0 | 3 |
| OTHER | MT | 0 | 3 | 0 | 3 |
| FRUIT JUICES | MLT | 2 | 0 | 1 | 0 |
| NUTS AND PREPARATIONS | NA | --- | --- | 40 | 0 |
| FEEDS,FOODERS-EX OILCAKE | NA | --- | --- | 17 | 0 |
| OILSEEDS AND PRODUCTS | NA | --- | --- | 68,801 | 73,654 |
| OILSEEDS | NA | --- | --- | 14,386 | 37,760 |
| SOYBEANS | MT | 47,326 | 141,898 | 14,386 | 37,760 |
| OILS AND WAXES-VEG | MT | 105,996 | 58,818 | 54,415 | 35,894 |
| OILS-SOYA,COTTONSEED | MT | 105,996 | 58,818 | 54,415 | 35,894 |
| SOYBEAN | MT | 105,996 | 58,818 | 54,415 | 35,894 |
| COTTON-EX LINTERS | MT | 112,190 | 141,406 | 150,863 | 193,495 |
| ESSENTIAL OILS | MT | 0 | 0 | 0 | 9 |
| SEEDS-FIELD AND GARDEN | NA | --- | --- | 49 | 19 |
| OTHER VEGETABLE PRODS | NA | --- | --- | 318 | 440 |
| CACM | --- | --- | --- | 186,558 | 181,889 |
| ANIMALS & ANIMAL PRODUCTS | NA | --- | --- | 31,849 | 40,506 |
| ANIMALS-LIVE,EX POULTRY | NA | --- | --- | 2,838 | 2,605 |
| CATTLE | MNO | 2 | 1 | 2,330 | 1,864 |
| MEATS AND MEAT PRODUCTS | MT | 967 | 866 | 2,058 | 1,920 |
| MEATS-FRESH,FROZEN | MT | 451 | 222 | 864 | 492 |
| BEEF AND VEAL | MT | 114 | 56 | 299 | 143 |
| PORK | MT | 225 | 103 | 416 | 230 |
| VARIETY MEATS | MT | 104 | 63 | 134 | 107 |
| MEATS-PREP,PRES | MT | 516 | 644 | 1,196 | 1,439 |
| BEEF | MT | 57 | 29 | 83 | 103 |
| PORK | MT | 336 | 459 | 765 | 898 |
| POULTRY & POULTRY PRODS | NA | --- | --- | 2,555 | 3,344 |
| POULTRY-LIVE | NA | --- | --- | 1,358 | 1,474 |
| BABY CHICKS-BREEDER | MNO | 561 | 784 | 836 | 1,088 |
| BABY CHICKS-EX BRDR | MNO | 1,926 | 1,135 | 458 | 295 |
| POULTRY MEATS | MT | 51 | 191 | 51 | 278 |

TABLE 13 --U.S. AGRICULTURAL EXPORTS: QUANTITY AND VALUE, AREA BY COMMODITY GROUP, FISCAL YEARS 1978 AND 1979--CONTINUED

| AREA AND COMMODITY GROUP | UNIT | QUANTITY | | VALUE | |
|-----------------------------|------|----------|---------|--------------------|--------------------|
| | | 1978 | 1979 | 1978 1,000 DOL. | 1979 1,000 DOL. |
| POULTRY MEAT-FR,FRZ | MT | 36 | 170 | 32 | 240 |
| CHICKENS | MT | 24 | 163 | 16 | 229 |
| TURKEYS | MT | 9 | 4 | 13 | 8 |
| POULTRY MEATS-PREP | MT | 15 | 11 | 19 | 40 |
| EGGS | NA | --- | --- | 1,142 | 1,432 |
| DAIRY PRODUCTS | NA | --- | --- | 5,464 | 5,619 |
| EVAP & COND MILK | MT | 25 | 89 | 19 | 93 |
| NONFAT DRY MILK | MT | 3,505 | 6,414 | 3,877 | 2,344 |
| BUTTER & ANHYDROUS | MT | 9 | 21 | 14 | 17 |
| CHEESE | MT | 62 | 39 | 164 | 107 |
| FATS,OILS AND GREASES | MT | 38,993 | 44,961 | 17,231 | 25,273 |
| LARD | MT | 5 | 33 | 5 | 39 |
| TALLOW-INEDIBLE | MT | 37,237 | 41,949 | 16,185 | 23,477 |
| HIDES AND SKINS | NA | --- | --- | 48 | 110 |
| CATTLE HIDES | MNO | 1 | 3 | 40 | 65 |
| CATTLE HIDES-WHOLE | MNO | 1 | 2 | 48 | 51 |
| FURSKINS | NA | --- | --- | 4 | 54 |
| OTHER ANIMAL PRODUCTS | NA | --- | --- | 1,653 | 1,624 |
| GRAINS AND PREPARATIONS | NA | --- | --- | 100,370 | 83,634 |
| WHEAT AND PRODUCTS | MT | 433,566 | 381,700 | 57,829 | 63,385 |
| WHEAT AND WHEAT FLOUR | MT | 429,850 | 380,948 | 57,227 | 63,245 |
| WHEAT | MT | 423,778 | 374,452 | 56,310 | 62,208 |
| WHEAT FLOUR-GR EQ | MT | 6,072 | 6,406 | 919 | 1,035 |
| BULBUR & ROLLED WHEAT | MT | 3,710 | 749 | 596 | 139 |
| RICE | MT | 5,969 | 6,627 | 2,098 | 2,303 |
| FEED GRAINS & PRODUCTS | MT | 318,371 | 116,395 | 36,719 | 13,948 |
| FEED GRAINS | MT | 298,581 | 100,306 | 34,318 | 11,891 |
| BARLEY | MT | 154 | 0 | 22 | 0 |
| CORN | MT | 259,575 | 66,620 | 30,055 | 7,977 |
| GRAIN SORGHUMS | MT | 38,850 | 33,674 | 4,240 | 3,910 |
| OATS | MT | 2 | 12 | 1 | 4 |
| BLENDED FOOD PRODUCTS | MT | 8,965 | 8,681 | 2,773 | 2,675 |
| FRUITS AND PREPARATIONS | NA | --- | --- | 5,177 | 6,805 |
| FFPSH | MT | 5,056 | 6,603 | 2,732 | 3,884 |
| CITRUS | MT | 46 | 0 | 25 | 0 |
| OTHER | MT | 5,010 | 6,603 | 2,707 | 3,884 |
| DRIED | MT | 495 | 415 | 757 | 656 |
| CANNED | MT | 948 | 1,266 | 882 | 1,264 |
| FRUIT JUICES | MLT | 668 | 800 | 557 | 592 |
| NUTS AND PREPARATIONS | NA | --- | --- | 564 | 491 |
| VEGETABLES & PREPARATIONS | NA | --- | --- | 3,979 | 4,186 |
| FRESH | MT | 702 | 786 | 173 | 202 |
| VEGETABLES-FROZEN | MT | 246 | 794 | 223 | 544 |
| PULSES | MT | 220 | 546 | 146 | 243 |
| DRIED BEANS | MT | 90 | 344 | 53 | 145 |
| DRIED PEAS | MT | 90 | 165 | 55 | 68 |
| DRIED LENTILS | MT | 40 | 37 | 38 | 30 |
| CANNED | MT | 514 | 743 | 523 | 750 |
| HOPS-INC EXTRACT EQ | MT | 129 | 150 | 399 | 288 |
| FEEDS,FODDERS-EX OILCAKE | NA | --- | --- | 4,212 | 2,636 |
| ALFALFA MEAL AND CUBES | MT | 824 | 135 | 128 | 15 |
| OILSEEDS AND PRODUCTS | NA | --- | --- | 22,373 | 23,381 |
| OILCAKE AND MEAL | MT | 70,100 | 58,789 | 13,659 | 15,202 |
| SOYBEAN | MT | 61,599 | 53,498 | 13,767 | 13,862 |
| OILSEEDS | NA | --- | --- | 1,568 | 750 |
| SOYBEANS | MT | 477 | 469 | 113 | 154 |
| OILS AND WAXES-VEG | MT | 6,761 | 8,181 | 4,977 | 6,937 |
| OILS-SOYA,COTTONSEED | MT | 2,082 | 6,090 | 1,695 | 4,823 |
| SOYBEAN | MT | 1,991 | 6,077 | 1,606 | 4,813 |

TABLE 13 --U.S. AGRICULTURAL EXPORTS: QUANTITY AND VALUE, AREA BY COMMODITY GROUP, FISCAL YEARS 1978 AND 1979--CONTINUED

| AREA AND COMMODITY GROUP | UNIT | QUANTITY | | VALUE | |
|-----------------------------|------|-----------|-----------|--------------------|--------------------|
| | | 1978 | 1979 | 1978 1,000 DOL. | 1979 1,000 DOL. |
| COTTONSEED | MT | 91 | 13 | 89 | 11 |
| TOBACCO, UNMANUFACTURED | MT | 55 | 41 | 215 | 123 |
| WOOL | MT | 18 | 0 | 68 | 0 |
| FLUO-CURED | MT | 21 | 19 | 101 | 93 |
| COTTON-EX LINTERS | MT | 832 | 714 | 1,284 | 1,126 |
| ESSENTIAL OILS | MT | 175 | 174 | 1,499 | 1,449 |
| SEEDS-FIELD AND GARDEN | NA | --- | --- | 1,751 | 2,733 |
| OTHER VEGETABLE PRODS | NA | --- | --- | 13,285 | 14,819 |
| LAFTA | --- | --- | --- | 2,033,047 | 2,525,689 |
| ANIMALS & ANIMAL PRODUCTS | NA | --- | --- | 300,102 | 374,230 |
| ANIMALS-LIVE, EX POULTRY | NA | --- | --- | 26,447 | 34,810 |
| CATTLE | MNO | 30 | 32 | 21,502 | 26,641 |
| MEATS AND MEAT PRODUCTS | MT | 34,267 | 37,795 | 37,577 | 37,584 |
| MEATS-FRESH, FROZEN | MT | 31,237 | 34,597 | 29,275 | 30,133 |
| BEEF AND VEAL | MT | 1,003 | 947 | 1,979 | 2,085 |
| PORK | MT | 13,619 | 13,070 | 14,882 | 11,300 |
| VARIETY MEATS | MT | 16,340 | 20,410 | 11,882 | 16,289 |
| MEATS-PREP, PRES | MT | 3,030 | 3,198 | 8,404 | 7,452 |
| BEEF | MT | 58 | 295 | 95 | 422 |
| PORK | MT | 2,089 | 2,430 | 6,797 | 5,865 |
| POULTRY & POULTRY PRODS | NA | --- | --- | 43,053 | 47,296 |
| POULTRY-LIVE | NA | --- | --- | 7,521 | 9,966 |
| BABY CHICKS-BREEDER | MNO | 1,662 | 2,523 | 6,065 | 9,245 |
| BABY CHICKS-EX BRDR | MNO | 2,415 | 300 | 445 | 229 |
| POULTRY MEATS | MT | 27,278 | 30,493 | 27,643 | 31,790 |
| POULTRY MEAT-FR, FRZ | MT | 27,206 | 30,308 | 27,576 | 31,347 |
| CHICKENS | MT | 26,094 | 29,246 | 26,392 | 29,774 |
| TURKEYS | MT | 503 | 855 | 551 | 1,256 |
| POULTRY MEATS-PREP | MT | 72 | 185 | 68 | 441 |
| EGGS | NA | --- | --- | 7,935 | 8,487 |
| DAIRY PRODUCTS | NA | --- | --- | 31,093 | 33,552 |
| EVAP & COND MILK | MT | 13,782 | 15,170 | 8,332 | 10,144 |
| NONFAT DRY MILK | MT | 22,333 | 19,963 | 10,387 | 7,885 |
| BUTTER & ANHYDROUS | MT | 75 | 49 | 134 | 103 |
| CHEESE | MT | 541 | 620 | 1,156 | 1,588 |
| FATS, OILS AND GREASES | MT | 209,844 | 183,441 | 95,605 | 103,800 |
| LARD | MT | 29,050 | 27,143 | 15,867 | 17,142 |
| TALLOW-INEDIBLE | MT | 129,248 | 121,479 | 54,705 | 65,519 |
| HIDES AND SKINS | NA | --- | --- | 53,341 | 97,417 |
| CATTLE HIDES | MNO | 2,224 | 2,394 | 46,849 | 85,562 |
| CATTLE HIDES-WHOLE | MNO | 2,193 | 2,385 | 46,513 | 85,469 |
| HIDE SKINS | NA | --- | --- | 1,298 | 321 |
| OTHER ANIMAL PRODUCTS | NA | --- | --- | 12,884 | 19,772 |
| GRAINS AND PREPARATIONS | NA | --- | --- | 1,087,590 | 1,306,802 |
| WHEAT AND PRODUCTS | MT | 5,979,744 | 5,356,272 | 719,513 | 805,109 |
| WHEAT AND WHEAT FLOUR | MT | 5,979,300 | 5,343,058 | 717,938 | 802,572 |
| WHEAT | MT | 5,939,039 | 5,300,567 | 713,536 | 796,209 |
| WHEAT FLOUR-GR ED | MT | 31,261 | 42,491 | 4,402 | 6,364 |
| BULGAR & ROLLED WHEAT | MT | 9,366 | 13,068 | 1,542 | 2,469 |
| RICE | MT | 5,917 | 126,015 | 1,261 | 33,272 |
| FEED GRAINS & PRODUCTS | MT | 3,275,966 | 3,956,391 | 357,636 | 454,739 |
| FEED GRAINS | MT | 3,235,652 | 3,910,432 | 351,379 | 447,452 |
| BARLEY | MT | 38,791 | 68,068 | 5,780 | 10,845 |
| CORN | MT | 2,404,502 | 2,193,268 | 259,674 | 254,373 |
| GRAIN SORGHUMS | MT | 784,827 | 1,636,666 | 85,293 | 180,326 |
| OATS | MT | 7,532 | 12,430 | 631 | 1,908 |
| BLENDED FOOD PRODUCTS | MT | 11,255 | 19,667 | 3,520 | 6,637 |
| FRUITS AND PREPARATIONS | NA | --- | --- | 31,546 | 30,727 |

TABLE 13 -- U.S. AGRICULTURAL EXPORTS: QUANTITY AND VALUE, AREA BY COMMODITY GROUP, FISCAL YEARS 1978 AND 1979--CONTINUED

| AREA AND COMMODITY GROUP | UNIT | QUANTITY | | VALUE | |
|-----------------------------|------|----------|---------|--------------------|--------------------|
| | | 1978 | 1979 | 1978 1,000 DOL. | 1979 1,000 DOL. |
| FRESH | MT | 37,241 | 31,116 | 17,698 | 15,196 |
| CITRUS | MT | 1,660 | 1,166 | 370 | 343 |
| OTHER | MT | 35,581 | 29,950 | 17,328 | 15,854 |
| DRIED | MT | 6,134 | 4,687 | 7,568 | 6,334 |
| CANNED | MT | 1,731 | 2,817 | 1,257 | 2,449 |
| FRUIT JUICES | MLT | 4,185 | 4,049 | 2,942 | 1,947 |
| NUTS AND PREPARATIONS | NA | --- | --- | 8,416 | 11,338 |
| VEGETABLES & PREPARATIONS | NA | --- | --- | 44,357 | 72,450 |
| FRESH | MT | 18,792 | 26,276 | 3,704 | 5,529 |
| VEGETABLES-FROZEN | MT | 1,385 | 1,849 | 851 | 1,152 |
| PULSES | MT | 26,974 | 71,550 | 10,773 | 25,796 |
| DRIED BEANS | MT | 15,626 | 37,792 | 5,702 | 14,391 |
| DRIED PEAS | MT | 8,196 | 29,684 | 3,100 | 8,919 |
| DRIED LENTILS | MT | 3,152 | 4,074 | 1,970 | 2,487 |
| CANNED | MT | 11,708 | 16,449 | 7,869 | 13,836 |
| HOPS-INC EXTRACT EQ | MT | 5,409 | 6,451 | 13,632 | 15,979 |
| FEEDS, FODDERS-EX OILCAKE | NA | --- | --- | 16,426 | 18,415 |
| CORN BYPRODUCTS | MT | 1,241 | 985 | 205 | 276 |
| ALFALFA MEAL AND CUBES | MT | 5,491 | 5,635 | 496 | 612 |
| OILSEEDS AND PRODUCTS | NA | --- | --- | 407,273 | 530,830 |
| OILCAKE AND MEAL | MT | 230,994 | 353,451 | 51,756 | 95,760 |
| SOYBEAN | MT | 213,537 | 343,258 | 48,585 | 92,548 |
| OILSEEDS | NA | --- | --- | 198,776 | 266,009 |
| SOYBEANS | MT | 663,318 | 741,516 | 166,912 | 194,375 |
| OILS AND WAXES-VEG | MT | 257,930 | 246,318 | 154,203 | 147,547 |
| OILS-SOYA, COTTONSEED | MT | 235,368 | 207,716 | 134,883 | 136,312 |
| SOYBEAN | MT | 191,484 | 177,447 | 109,574 | 116,132 |
| COTTONSEED | MT | 43,884 | 30,269 | 25,310 | 20,178 |
| TOBACCO, UNMANUFACTURED | MT | 3,065 | 3,543 | 15,094 | 18,265 |
| BURLPY | MT | 385 | 690 | 2,139 | 3,758 |
| FLUE-CURED | MT | 1,845 | 1,357 | 9,363 | 7,699 |
| COTTON-EX LINTERS | MT | 3,631 | 14,129 | 4,871 | 20,325 |
| COTTON LINTERS | MT | 14,000 | 5,161 | 2,629 | 1,142 |
| ESSENTIAL OILS | MT | 817 | 1,167 | 10,636 | 15,029 |
| SEEDS-FIELD AND GARDEN | NA | --- | --- | 37,542 | 42,665 |
| OTHER VEGETABLE PRODS | NA | --- | --- | 56,562 | 83,468 |
| CCM | --- | --- | --- | 187,260 | 223,046 |
| ANIMALS & ANIMAL PRODUCTS | NA | --- | --- | 48,044 | 58,106 |
| ANIMALS-LIVE, EX POULTRY | NA | --- | --- | 163 | 328 |
| CATTLE | MNO | 0 | 0 | 78 | 76 |
| MEATS AND MEAT PRODUCTS | MT | 6,781 | 7,916 | 11,405 | 15,798 |
| MEATS-FRESH, FROZEN | MT | 4,245 | 4,460 | 8,055 | 10,861 |
| BEEF AND VEAL | MT | 1,348 | 1,463 | 4,967 | 6,987 |
| PORK | MT | 493 | 661 | 907 | 1,516 |
| VARIETY MEATS | MT | 2,260 | 2,216 | 1,886 | 2,077 |
| MEATS-PREP, PRES | MT | 2,536 | 3,456 | 3,352 | 4,936 |
| BEEF | MT | 125 | 200 | 219 | 397 |
| PORK | MT | 2,042 | 2,288 | 2,508 | 3,825 |
| POULTRY & POULTRY PRODS | NA | --- | --- | 25,505 | 28,815 |
| POULTRY-LIVE | NA | --- | --- | 435 | 546 |
| PARY CHICKS-BREEDER | MNO | 112 | 98 | 104 | 63 |
| PARY CHICKS-EX BRDR | MNO | 699 | 1,199 | 239 | 444 |
| POULTRY MEATS | MT | 27,444 | 29,458 | 16,164 | 18,140 |
| POULTRY MEAT-FR, FRZ | MT | 27,045 | 29,343 | 15,726 | 18,017 |
| CHICKENS | MT | 25,590 | 28,284 | 14,251 | 16,734 |
| TURKEYS | MT | 443 | 726 | 598 | 967 |
| POULTRY MEATS-PREP | MT | 398 | 115 | 437 | 124 |
| EGGS | NA | --- | --- | 8,997 | 10,131 |

TABLE 13.--U.S. AGRICULTURAL EXPORTS: QUANTITY AND VALUE, AREA BY COMMODITY GROUP, FISCAL YEARS 1978 AND 1979--CONTINUED

| AREA AND COMMODITY GROUP | UNIT | QUANTITY | | VALUE | |
|-----------------------------|------|----------|---------|--------------------|--------------------|
| | | 1978 | 1979 | 1978 1,000 DOL. | 1979 1,000 DOL. |
| DAIRY PRODUCTS | NA | --- | --- | 2,374 | 2,435 |
| EVAP & COND MILK | MT | 364 | 373 | 300 | 484 |
| NONFAT DRY MILK | MT | 177 | 431 | 116 | 177 |
| BUTTER & ANHYDROUS | MT | 24 | 26 | 46 | 56 |
| CHEESE | MT | 261 | 216 | 751 | 674 |
| FATS, OILS AND GREASES | MT | 18,493 | 17,855 | 8,186 | 9,035 |
| LARD | MT | 1,292 | 1,535 | 1,015 | 1,553 |
| TALLOW-INEDIBLE | MT | 16,528 | 14,979 | 6,660 | 7,494 |
| HIDES AND SKINS | NA | --- | --- | 165 | 648 |
| CATTLE HIDES | MNO | 3 | 12 | 116 | 648 |
| CATTLE HIDES-WHOLE | MNO | 3 | 12 | 114 | 648 |
| FURSKINS | NA | --- | --- | 49 | 0 |
| OTHER ANIMAL PRODUCTS | NA | --- | --- | 246 | 148 |
| GRAINS AND PREPARATIONS | NA | --- | --- | 62,586 | 53,267 |
| WHEAT AND PRODUCTS | MT | 193,024 | 145,407 | 27,144 | 24,304 |
| WHEAT AND WHEAT FLOUR | MT | 192,928 | 144,385 | 27,068 | 23,991 |
| WHEAT | MT | 121,022 | 104,742 | 16,775 | 16,906 |
| WHEAT FLOUR-GR EQ | MT | 71,906 | 39,643 | 10,293 | 7,085 |
| BULGUR & ROLLED WHEAT | MT | 5 | 879 | 7 | 224 |
| RICE | MT | 8,606 | 8,370 | 3,937 | 3,694 |
| FEED GRAINS & PRODUCTS | MT | 264,401 | 271,430 | 28,370 | 31,705 |
| FEED GRAINS | MT | 252,072 | 260,029 | 26,563 | 29,681 |
| BARLEY | MT | 17 | 0 | 3 | 0 |
| CORN | MT | 241,729 | 251,930 | 25,458 | 28,709 |
| GRAIN SORGHUMS | MT | 9,207 | 7,183 | 889 | 778 |
| OATS | MT | 1,119 | 916 | 213 | 193 |
| BLENDED FOOD PRODUCTS | MT | 562 | 657 | 198 | 221 |
| FRUITS AND PREPARATIONS | NA | --- | --- | 4,228 | 4,892 |
| FRESH | MT | 1,772 | 2,247 | 981 | 1,548 |
| CITRUS | MT | 372 | 49 | 139 | 22 |
| OTHER | MT | 1,400 | 2,198 | 841 | 1,525 |
| DRIED | MT | 158 | 454 | 223 | 516 |
| CANNED | MT | 978 | 912 | 824 | 870 |
| FRUIT JUICES | MLT | 2,378 | 3,483 | 2,131 | 1,752 |
| NUTS AND PREPARATIONS | NA | --- | --- | 585 | 2,319 |
| VEGETABLES & PREPARATIONS | NA | --- | --- | 8,431 | 11,529 |
| FRESH | MT | 3,698 | 5,054 | 1,808 | 2,526 |
| VEGETABLES-FROZEN | MT | 803 | 897 | 606 | 705 |
| PULSES | MT | 2,492 | 2,714 | 1,555 | 1,634 |
| DRIED BEANS | MT | 1,581 | 1,390 | 942 | 849 |
| DRIED PEAS | MT | 733 | 944 | 473 | 548 |
| DRIED LENTILS | MT | 178 | 380 | 139 | 236 |
| CANNED | MT | 2,327 | 2,959 | 1,833 | 2,909 |
| HOPS-INC EXTRACT EQ | MT | 104 | 89 | 292 | 219 |
| FEEDS, FODDERS-FX OILCAKE | NA | --- | --- | 15,510 | 21,434 |
| CORN BYPRODUCTS | MT | 2,489 | 3,444 | 532 | 760 |
| ALFALFA MEAL AND CUBES | MT | 232 | 38 | 42 | 14 |
| OILSEEDS AND PRODUCTS | NA | --- | --- | 33,052 | 45,114 |
| OILCAKE AND MEAL | MT | 37,992 | 54,553 | 9,235 | 14,080 |
| SOYBEAN | MT | 36,324 | 52,850 | 8,765 | 13,490 |
| OILSEEDS | NA | --- | --- | 14,321 | 14,999 |
| SOYBEANS | MT | 49,164 | 47,378 | 12,336 | 13,615 |
| OILS AND WAXES-VEG | MT | 13,086 | 20,459 | 9,416 | 16,007 |
| OILS-SOYA, COTTONSEED | MT | 9,258 | 16,419 | 5,940 | 11,624 |
| SOYBEAN | MT | 8,785 | 16,211 | 5,567 | 11,396 |
| COTTONSEED | MT | 473 | 208 | 374 | 227 |
| TOBACCO, UNMANUFACTURED | MT | 934 | 1,080 | 4,323 | 5,413 |
| BURLFY | MT | 0 | 0 | 1 | 1 |
| FLUE-CURED | MT | 767 | 889 | 3,436 | 4,272 |

TABLE 13 --U.S. AGRICULTURAL EXPORTS: QUANTITY AND VALUE, AREA BY COMMODITY GROUP, FISCAL YEARS 1978 AND 1979--CONTINUED

| AREA AND COMMODITY GROUP | UNIT | QUANTITY | | VALUE | |
|-----------------------------|------|-----------|-----------|--------------------|--------------------|
| | | 1978 | 1979 | 1978 1,000 DOL. | 1979 1,000 DOL. |
| COTTON-EX LINTERS | MT | 155 | 127 | 350 | 215 |
| ESSENTIAL OILS | MT | 48 | 73 | 181 | 331 |
| SEEDS-FIELD AND GARDEN | NA | --- | --- | 1,042 | 679 |
| OTHER VEGETABLE PRODS | NA | --- | --- | 8,927 | 9,747 |
| OPEC | --- | --- | --- | 2,099,864 | 2,165,927 |
| ANIMALS & ANIMAL PRODUCTS | NA | --- | --- | 190,782 | 150,102 |
| ANIMALS-LIVE,EX POULTRY | NA | --- | --- | 17,126 | 4,594 |
| CATTLE | MNO | 17 | 3 | 16,235 | 3,534 |
| MEATS AND MEAT PRODUCTS | MT | 14,812 | 10,634 | 36,992 | 32,481 |
| MEATS-FRESH,FROZEN | MT | 10,756 | 6,859 | 26,569 | 23,179 |
| PEEF AND VEAL | MT | 2,899 | 2,703 | 10,581 | 14,260 |
| PORK | MT | 5,150 | 1,914 | 9,860 | 4,290 |
| VARIETY MEATS | MT | 2,236 | 2,085 | 4,526 | 4,120 |
| MEATS-PREP,PRES | MT | 4,056 | 3,775 | 10,425 | 9,304 |
| PEEF | MT | 229 | 497 | 606 | 1,021 |
| PORK | MT | 1,987 | 1,804 | 6,784 | 5,122 |
| POULTRY & POULTRY PRODS | NA | --- | --- | 53,181 | 33,093 |
| POULTRY-LIVE | NA | --- | --- | 4,055 | 3,031 |
| BABY CHICKS-BREEDER | MNO | 1,428 | 1,186 | 2,929 | 2,902 |
| BABY CHICKS-EX PRDR | MNO | 2,199 | 8 | 244 | 17 |
| POULTRY MEATS | MT | 37,384 | 22,606 | 40,116 | 26,843 |
| POULTRY MEAT-FR,FRZ | MT | 36,950 | 22,537 | 39,585 | 26,717 |
| CHICKENS | MT | 30,479 | 21,132 | 32,968 | 24,159 |
| TURKEYS | MT | 5,302 | 812 | 5,164 | 1,397 |
| POULTRY MEATS-PREP | MT | 434 | 69 | 528 | 122 |
| EGGS | NA | --- | --- | 9,011 | 3,214 |
| DAIRY PRODUCTS | NA | --- | --- | 11,644 | 6,482 |
| EVAP & COND MILK | MT | 400 | 86 | 329 | 99 |
| NONFAT DRY MILK | MT | 5,112 | 3,175 | 4,432 | 1,151 |
| BUTTER & ANHYDROUS | MT | 14 | 6 | 36 | 17 |
| CHEESE | MT | 356 | 450 | 1,094 | 1,279 |
| FATS,OILS AND GREASES | MT | 149,643 | 127,856 | 64,705 | 67,325 |
| LARD | MT | 18 | 37 | 18 | 34 |
| TALLOW-INEDIBLE | MT | 125,219 | 107,806 | 52,737 | 56,464 |
| HIDES AND SKINS | NA | --- | --- | 4,275 | 3,124 |
| CATTLE HIDES | MT | 175 | 92 | 3,803 | 3,124 |
| CATTLE HIDES-WHOLE | MNO | 170 | 86 | 3,683 | 3,050 |
| OTHER ANIMAL PRODUCTS | NA | --- | --- | 2,860 | 3,002 |
| GRAINS AND PREPARATIONS | NA | --- | --- | 1,308,508 | 1,283,040 |
| WHEAT AND PRODUCTS | MT | 5,134,899 | 4,371,112 | 644,630 | 654,581 |
| WHEAT AND WHEAT FLOUR | MT | 5,091,922 | 4,331,401 | 637,706 | 646,444 |
| WHEAT | MT | 4,749,114 | 4,129,732 | 584,228 | 607,399 |
| WHEAT FLOUR-GR EQ | MT | 342,808 | 201,669 | 53,478 | 39,045 |
| BULGUR & ROLLED WHEAT | MT | 42,484 | 39,264 | 6,628 | 7,904 |
| RICE | MT | 1,272,097 | 1,176,689 | 551,728 | 495,564 |
| FEED GRAINS & PRODUCTS | MT | 927,991 | 959,392 | 99,136 | 119,317 |
| FEED GRAINS | MT | 893,607 | 935,083 | 93,620 | 114,681 |
| BARLEY | MT | 111,589 | 35 | 9,609 | 6 |
| CORN | MT | 454,080 | 518,519 | 47,317 | 64,337 |
| GRAIN SORGHUMS | MT | 324,751 | 410,126 | 36,261 | 49,640 |
| CRS | MT | 3,187 | 6,403 | 431 | 697 |
| BLENDED FOOD PRODUCTS | MT | 6,031 | 7,733 | 1,969 | 2,643 |
| FRUITS AND PREPARATIONS | NA | --- | --- | 46,336 | 47,764 |
| FRESH | MT | 38,185 | 39,121 | 21,120 | 24,005 |
| CITRUS | MT | 3,649 | 2,459 | 1,651 | 1,353 |
| OTHER | MT | 34,536 | 36,662 | 19,469 | 22,652 |
| DRIED | MT | 4,074 | 2,675 | 5,892 | 4,537 |
| CANNED | MT | 8,881 | 6,075 | 6,017 | 5,745 |

TABLE 13 --U.S. AGRICULTURAL EXPORTS: QUANTITY AND VALUE, AREA BY COMMODITY GROUP, FISCAL YEARS 1978 AND 1979--CONTINUED

| AREA AND COMMODITY GROUP | UNIT | QUANTITY | | VALUE | |
|-----------------------------|------|----------|---------|--------------------|--------------------|
| | | 1978 | 1979 | 1978 1,000 DOL. | 1979 1,000 DOL. |
| FRUIT JUICES | MLT | 14,354 | 15,006 | 10,363 | 9,137 |
| NUTS AND PREPARATIONS | NA | --- | --- | 10,572 | 14,350 |
| VEGETABLES & PREPARATIONS | NA | --- | --- | 73,465 | 83,274 |
| FRESH | MT | 18,833 | 781 | 3,854 | 723 |
| VEGETABLES-FROZEN | MT | 2,438 | 2,678 | 2,340 | 2,812 |
| PULSFS | MT | 47,124 | 67,913 | 25,357 | 35,415 |
| DRIED BEANS | MT | 33,126 | 36,538 | 17,897 | 19,223 |
| DRIED PEAS | MT | 10,913 | 14,566 | 5,012 | 5,254 |
| DRIED LENTILS | MT | 3,085 | 16,809 | 2,447 | 10,939 |
| CANNED | MT | 16,042 | 12,648 | 14,171 | 11,915 |
| HOPS-INC EXTRACT EQ | MT | 1,258 | 644 | 3,927 | 2,166 |
| FEEDS, FEEDERS-EX OILCAKE | NA | --- | --- | 11,627 | 9,855 |
| CORN BYPRODUCTS | MT | 38 | 35 | 3 | 30 |
| ALFALFA MEAL AND CUBES | MT | 1,140 | 1,541 | 193 | 250 |
| OILSEEDS AND PRODUCTS | NA | --- | --- | 252,321 | 373,930 |
| OILCAKE AND MEAL | MT | 316,113 | 405,464 | 67,577 | 104,719 |
| SOYBEAN | MT | 304,565 | 401,939 | 65,024 | 103,464 |
| OILSEEDS | NA | --- | --- | 53,200 | 38,960 |
| SOYBEANS | MT | 189,720 | 131,668 | 46,564 | 35,629 |
| OILS AND WAXES-VEG | MT | 192,460 | 332,304 | 130,579 | 229,518 |
| OILS-SOYA, COTTONSEED | MT | 164,544 | 288,491 | 99,700 | 183,937 |
| SOYBEAN | MT | 81,782 | 217,431 | 47,270 | 135,532 |
| COTTONSEED | MT | 82,762 | 71,060 | 52,429 | 48,404 |
| TOBACCO, UNMANUFACTURED | MT | 5,267 | 5,215 | 23,370 | 23,118 |
| BURLEY | MT | 274 | 506 | 1,098 | 2,015 |
| FLUE-CURED | MT | 3,392 | 2,734 | 15,011 | 12,533 |
| COTTON-EX LINTERS | MT | 46,925 | 51,978 | 74,976 | 79,128 |
| COTTON LINTERS* | MT | 97 | 0 | 51 | 0 |
| ESSENTIAL OILS | MT | 367 | 420 | 3,846 | 5,091 |
| SEEDS-FIELD AND GARDEN | NA | --- | --- | 14,937 | 13,500 |
| OTHER VEGETABLE PRODS | NA | --- | --- | 89,071 | 83,779 |
| COMECOM | --- | --- | --- | 2,699,115 | 3,271,194 |
| ANIMALS & ANIMAL PRODUCTS | NA | --- | --- | 98,797 | 181,018 |
| ANIMALS-LIVE, EX POULTRY | NA | --- | --- | 3,221 | 990 |
| CATTLE | MNO | 2 | 1 | 2,939 | 802 |
| MEATS AND MEAT PRODUCTS | MT | 300 | 224 | 144 | 189 |
| MEATS-FRESH, FROZEN | MT | 296 | 188 | 128 | 124 |
| PORK | MT | 7 | 0 | 28 | 0 |
| VARIETY MEATS | MT | 289 | 179 | 100 | 99 |
| MEATS-PREP, PRES | MT | 4 | 36 | 16 | 65 |
| PORK | MT | 4 | 76 | 15 | 65 |
| POULTRY & POULTRY PRODS | NA | --- | --- | 244 | 1,091 |
| POULTRY-LIVE | NA | --- | --- | 215 | 927 |
| BABY CHICKS-PREEDER | MNO | 7 | 107 | 215 | 911 |
| POULTRY MEATS | MT | 16 | 0 | 12 | 0 |
| POULTRY MEAT-FR, FR? | MT | 16 | 0 | 12 | 0 |
| TURKEYS | MT | 16 | 0 | 12 | 0 |
| EGGS | NA | --- | --- | 3 | 155 |
| DAIRY PRODUCTS | NA | --- | --- | 224 | 313 |
| CHEESE | MT | 1 | 0 | 1 | 0 |
| FATS, OILS AND GREASES | MT | 53,701 | 92,984 | 22,928 | 52,518 |
| TALLOW-INEDIBLE | MT | 53,701 | 92,969 | 22,928 | 52,504 |
| HIDES AND SKINS | NA | --- | --- | 71,419 | 124,166 |
| CATTLE HIDES | MNO | 3,018 | 2,917 | 65,005 | 118,184 |
| CATTLE HIDES-WHOLE | MNO | 3,018 | 2,914 | 65,005 | 118,038 |
| FURSKINS | NA | --- | --- | 1,477 | 2,209 |
| OTHER ANIMAL PRODUCTS | NA | --- | --- | 518 | 1,752 |
| GRAINS AND PREPARATIONS | NA | --- | --- | 2,007,526 | 2,289,613 |

TABLE 13.--U.S. AGRICULTURAL EXPORTS: QUANTITY AND VALUE, AREA BY COMMODITY GROUP, FISCAL YEARS 1978 AND 1979--CONTINUED

| AREA AND COMMODITY GROUP | UNIT | QUANTITY | | VALUE | |
|-----------------------------|------|------------|------------|--------------------|--------------------|
| | | 1978 | 1979 | 1978 1,000 DOL. | 1979 1,000 DOL. |
| WHEAT AND PRODUCTS | MT | 4,326,753 | 4,631,738 | 517,056 | 660,789 |
| WHEAT AND WHEAT FLOUR | MT | 4,326,753 | 4,631,738 | 517,056 | 660,789 |
| WHEAT | MT | 4,326,753 | 4,631,738 | 517,056 | 660,789 |
| RICE | MT | 32,866 | 46,355 | 11,948 | 14,242 |
| FEED GRAINS & PRODUCTS | MT | 14,179,037 | 14,313,769 | 1,478,388 | 1,614,517 |
| FEED GRAINS | MT | 14,179,037 | 14,313,769 | 1,478,388 | 1,614,517 |
| BARLEY | MT | 200,630 | 139,203 | 18,707 | 15,750 |
| CORN | MT | 13,453,903 | 13,919,931 | 1,407,490 | 1,569,712 |
| GRAIN SORGHUMS | MT | 506,072 | 254,635 | 50,554 | 29,055 |
| OATS | MT | 17,432 | 0 | 1,538 | 0 |
| FRUITS AND PREPARATIONS | NA | --- | --- | 13,321 | 10,702 |
| FRESH | MT | 44,129 | 29,677 | 11,087 | 10,595 |
| CITRUS | MT | 44,129 | 29,643 | 11,087 | 10,575 |
| OTHER | MT | 0 | 34 | 0 | 20 |
| DRIED | MT | 1,746 | 0 | 1,727 | 0 |
| CANNED | MT | 0 | 15 | 0 | 10 |
| FRUIT JUICES | MLT | 597 | 230 | 507 | 97 |
| NUTS AND PREPARATIONS | NA | --- | --- | 15,304 | 1,329 |
| VEGETABLES & PREPARATIONS | NA | --- | --- | 3,438 | 9,723 |
| FRESH | MT | 0 | 2 | 0 | 2 |
| PULSES | MT | 0 | 3,408 | 0 | 1,113 |
| DRIED BEANS | MT | 0 | 3,328 | 0 | 1,077 |
| DRIED LENTILS | MT | 0 | 80 | 0 | 36 |
| CANNED | MT | 10 | 31 | 24 | 46 |
| HOPS-INC EXTRACT EQ | MT | 1,675 | 3,548 | 3,401 | 8,518 |
| FEEDS, FODDERS-EX OILCAKE | NA | --- | --- | 191 | 244 |
| OILSEEDS AND PRODUCTS | NA | --- | --- | 517,435 | 718,598 |
| OILCAKE AND MEAL | MT | 941,512 | 1,197,366 | 190,436 | 275,144 |
| SOYBEAN | MT | 830,265 | 1,159,387 | 171,660 | 268,421 |
| OILSEEDS | NA | --- | --- | 309,737 | 414,137 |
| SOYBEANS | MT | 1,095,113 | 1,454,252 | 283,026 | 399,167 |
| OILS AND WAXES-VEG | MT | 18,355 | 28,335 | 8,181 | 18,487 |
| OILS-SOYA, COTTONSEED | MT | 1,514 | 23,792 | 931 | 14,907 |
| SOYBEAN | MT | 1,514 | 23,792 | 930 | 14,907 |
| COTTONSEED | MT | 0 | 0 | 1 | 0 |
| TORACCO, UNMANUFACTURED | MT | 3,050 | 3,984 | 11,657 | 16,261 |
| HURLEY | MT | 500 | 106 | 2,206 | 322 |
| FLUE-CURED | MT | 1,788 | 3,199 | 7,814 | 14,674 |
| COTTON-EX LINTERS | MT | 17,927 | 27,653 | 26,445 | 40,441 |
| COTTON LINTERS | MT | 2,833 | 4,557 | 327 | 586 |
| ESSENTIAL OILS | MT | 4 | 0 | 29 | 8 |
| SEEDS-FIELD AND GARDEN | NA | --- | --- | 3,815 | 1,858 |
| OTHER VEGETABLE PRODS | NA | --- | --- | 921 | 814 |

Table 14-U.S. agricultural imports: Value by commodity or commodity group, fiscal years 1978 and 1979

| Commodity or commodity group | 1978 | 1979 | Change |
|---|---------------------|------------|---------|
| | -- 1,000 dollars -- | | Percent |
| Total imports | 13,886,474 | 16,186,742 | +17 |
| Complementary | 6,571,991 | 7,111,600 | +8 |
| Bananas fresh | 336,498 | 378,130 | +12 |
| Coffee, green | 3,465,818 | 3,643,844 | +5 |
| Coffee, soluble, extracts | 190,526 | 252,307 | +32 |
| Coffee, roasted or ground | 79,611 | 72,915 | -8 |
| Cocoa beans | 571,342 | 646,427 | +13 |
| Cocoa butter | 96,085 | 140,536 | +46 |
| Cocoa and chocolate preparations | 598,022 | 501,500 | -16 |
| Tea, crude or prepared | 112,795 | 119,272 | +6 |
| Spices | 132,153 | 134,983 | +2 |
| Rubber, crude, dry form | 607,217 | 816,663 | +34 |
| Rubber, latex | 58,715 | 63,259 | +8 |
| Silk, raw | 5,355 | 8,440 | +58 |
| Wool, unmanufactured, free in bond | 27,972 | 34,670 | +24 |
| Fibers, vegetable, except cotton and jute | 28,153 | 29,651 | +5 |
| Oils, essential or distilled | 82,127 | 94,505 | +15 |
| Drugs, herbs, roots, leaves, etc. | 137,134 | 130,605 | -5 |
| Other | 42,468 | 43,693 | +3 |
| Supplementary | 7,314,484 | 9,075,342 | +24 |
| Animals and animal products | 2,753,300 | 3,767,609 | +37 |
| Cattle, dutiable | 217,733 | 230,255 | +6 |
| Meats and meat products, excl. poultry | 1,596,676 | 2,475,623 | +55 |
| Beef and veal | 955,103 | 1,689,299 | +77 |
| Pork | 32,714 | 66,074 | +102 |
| Other | 608,859 | 720,250 | +18 |
| Dairy products | 324,183 | 388,218 | +20 |
| Hides and skins, incl. furskins | 240,874 | 315,631 | +31 |
| Wool, unmanufactured, excl. free in bond | 49,796 | 50,264 | +1 |
| Other | 324,038 | 307,618 | -5 |
| Grains and preparations | 190,425 | 225,757 | +19 |
| Fruits and preparations | 470,644 | 646,973 | +38 |
| Nuts and preparations | 200,156 | 237,926 | +19 |
| Vegetables and preparations | 767,866 | 778,296 | +1 |
| Sugar, cane or beet | 880,775 | 851,621 | -3 |
| Molasses, inedible | 65,948 | 106,659 | +62 |
| Feeds and fodders, except oil cake and meal | 65,332 | 75,172 | +15 |
| Wines | 496,456 | 605,327 | +22 |
| Malt beverages | 213,579 | 306,754 | +44 |
| Tobacco, unmanufactured | 371,459 | 399,174 | +8 |
| Oilseeds and products | 508,321 | 668,349 | +31 |
| Oil, coconut | 228,879 | 356,360 | +56 |
| Oil, olive | 36,822 | 41,427 | +13 |
| Oil, palm and palm kernel | 109,752 | 126,357 | +15 |
| Other oilseeds and products | 132,868 | 144,205 | +9 |
| Cotton, excl. linters | 1,771 | 2,025 | +14 |
| Seeds and nursery stock, except oilseeds | 48,725 | 49,786 | +2 |
| Other | 279,726 | 314,435 | +12 |

TABLE 15 --U.S. AGRICULTURAL IMPORTS: QUANTITY AND VALUE BY COMMODITY,
FISCAL YEARS 1978 AND 1979

| TSUSA NUMBER | COMMODITY | UNIT | QUANTITY | | VALUE | |
|-----------------|----------------------------------|------|-----------|-----------|--------------------|--------------------|
| | | | 1978 | 1979 | 1978 1,000 DOL. | 1979 1,000 DOL. |
| 1000110 | HORSES-MALE, FOR BREEDING | NO | 87 | 88 | 2,629 | 806 |
| 1000120 | HORSES-FEMALE, FOR BREEDING | NO | 134 | 62 | 562 | 378 |
| 1000130 | BULLS-FOR BREEDING | NO | 1,807 | 2,312 | 1,503 | 2,993 |
| 1000140 | COWS-DAIRY, FOR BREEDING | NO | 2,874 | 4,508 | 1,894 | 4,143 |
| 1000150 | COWS-EX DAIRY, FOR BREEDING | NO | 2,223 | 5,222 | 2,198 | 5,339 |
| 1000180 | ANIMALS, NSPF-FOR BREEDING | NO | 499 | 363 | 220 | 206 |
| 1000400 | ANIMALS-DOMEST, RET AFTER 8MO | NO | 0 | 1F3 | 0 | 16 |
| 1000700 | BABY CHICKS OF PCULTRY-LIVE | NO | 3,488,379 | 3,167,913 | 2,995 | 3,239 |
| 1000900 | POULTRY, NSPF-LIVE | MT | 1,388 | 1,559 | 803 | 708 |
| 1003500 | ASSES, BURROS-LIVE | NO | 0 | 1 | 0 | 0 |
| 1004000 | CATTLE-QUOTA, < 200 MTS | NO | 146,166 | 138,057 | 8,606 | 18,909 |
| 1004300 | CATTLE-OVER QUOTA, <200 MTS | NO | 576 | 99 | 74 | 7 |
| 1004500 | CATTLE-200# OR MORE, <700 MTS | NO | 815,207 | 565,760 | 115,310 | 116,493 |
| 1005000 | COWS-DAIRY, 700 MTS AND OVER | NO | 2,456 | 6,478 | 1,333 | 5,614 |
| 1005300 | CATTLE-QUOTA, 700 # OR OVER | NO | 267,028 | 140,288 | 91,697 | 89,169 |
| 1005500 | CATTLE-O/Q, OVER 700 MTS | NO | 1,975 | 101 | 713 | 64 |
| 1006000 | FOXES-SILVER OR BLACK | NO | 78 | 17 | 19 | 7 |
| 1006300 | FOXES-FXCEPT SILVER OR BLACK | NO | 156 | 56 | 59 | 11 |
| 1006500 | GOATS-LIVE | NO | 8 | 10 | 2 | 5 |
| 1007000 | HORSES & MULES-FOR SLAUGHTER | NO | 6,305 | 4,064 | 832 | 764 |
| 1007300 | HORSES-LIVE, N/O \$150 EACH | NO | 839 | 433 | 55 | 32 |
| 1007500 | HORSES-LIVE, OVER \$150 EACH | NO | 10,463 | 12,147 | 66,303 | 91,969 |
| 1007900 | MULES-LIVE, OVER \$150 EACH | NO | 2 | 0 | 2 | 0 |
| 1008100 | SHEEP AND LAMBS-LIVE | NO | 11,922 | 8,217 | 665 | 560 |
| 1008500 | SWINE-LIVE | NO | 184,790 | 133,927 | 20,111 | 17,551 |
| 1009570 | ANIMAL-LIVE CHFLY FOR FOOD | NO | 300 | 1,022 | 1 | 5 |
| 1053000 | BIRDS, NSPF-WHOLE, FRESH, FROZEN | MT | 0 | 0 | 4 | 3 |
| 1054000 | CHICKENS-WHOLE, EVIS, FR, FRZ | MT | 6 | 18 | 9 | 47 |
| 1055500 | TURKEYS-EVIS, FR, FRZ, 40C & OVE | MT | 15 | 0 | 38 | 0 |
| 1056000 | BIRD MEAT, NES-EVIS, FR, FROZEN | MT | 37 | 37 | 185 | 232 |
| 1057000 | BIRD MFAT, NES-PIECES, FR, FRZ | MT | 184 | 208 | 358 | 357 |
| 1058200 | GOOSE LIVER PRODUCTS | MT | 74 | 50 | 1,438 | 1,119 |
| 1058400 | BIRD MEAT, NSPF-PREP, PRES | MT | 121 | 25 | 610 | 196 |
| 1061020 | BEEF-WITH BONE, FRESH | MT | 5,165 | 13,190 | 7,482 | 28,625 |
| 1061040 | BEEF-WITH BONE, FROZEN | MT | 600 | 1,148 | 1,093 | 2,605 |
| 1061060 | BEEF-WITHOUT BONE, FR, FROZEN | MT | 605,541 | 697,001 | 924,674 | 1,623,597 |
| 1061080 | VEAL-FRESH, FROZEN | MT | 11,333 | 11,524 | 17,022 | 27,974 |
| 1062020 | MUTTON-FRESH, FRCZEN | MT | 21 | 96 | 17 | 146 |
| 1062040 | GOAT MEAT-FRESH, FROZEN | MT | 155 | 160 | 288 | 384 |
| 1063000 | LAMB-FRESH, FRCZEN | MT | 15,546 | 19,552 | 26,570 | 39,368 |
| 1064020 | PORK-FRESH | MT | 6,756 | 22,916 | 12,011 | 40,326 |
| 1064040 | PORK-FROZEN | MT | 15,360 | 18,310 | 20,184 | 25,028 |
| 1065000 | VENISON-FRESH, FROZEN | MT | 82 | 173 | 305 | 682 |
| 1065520 | RABBIT MEAT, FR, FRZ | MT | 98 | 55 | 160 | 98 |
| 1065540 | GAME MEAT, NSPF, FR, FRZ | MT | 116 | 179 | 232 | 413 |
| 1066000 | FROG MEAT-FRESH, FROZEN | MT | 2,630 | 3,420 | 7,330 | 11,895 |
| 1066500 | HORSEMEAT-FRESH, FROZEN, BULK | MT | 185 | 12 | 134 | 17 |
| 1067000 | MEATS, NSPF-FR, FRZ, N/O 30C | MT | 9 | 33 | 5 | 19 |
| 1067520 | RABBIT MEAT, FR, FRZ OV 30C | MT | 584 | 780 | 762 | 920 |
| 1067540 | MEATS, NSPF, FR, FRZ OV 30C | MT | 205 | 152 | 751 | 588 |
| 1068000 | EDIBLE OFFALS-FR, FRZ, N/O 20C | MT | 529 | 96 | 181 | 34 |
| 1068500 | EDIBLE OFFALS-FR, FRZ, OVER 20C | MT | 1,827 | 4,070 | 2,133 | 6,902 |
| 1071000 | SAUSAGE-PORK, FRESH | MT | 237 | 301 | 520 | 720 |
| 1071500 | SAUSAGE-PORK, EXCEPT FRESH | MT | 1,840 | 1,954 | 5,842 | 6,053 |
| 1072000 | SAUSAGE-BEEF, CANNED | MT | 0 | 1 | 0 | 4 |
| 1072520 | SAUSAGE-BEEF, EXCEPT CANNED | MT | 867 | 1,012 | 2,577 | 3,103 |
| 1072540 | SAUSAGE-EXCEPT PORK AND BEEF | MT | 1,762 | 1,729 | 4,446 | 4,427 |
| 1073020 | HAMS, SHOULDERS-N/COOKED, N/CND | MT | 441 | 273 | 1,759 | 1,180 |
| 1073040 | BACON-N/COOKED, N/BONED, N/CND | MT | 363 | 1,298 | 826 | 3,077 |
| 1073060 | PORK, NSPF-N/COOKED, N/CND | MT | 126 | 92 | 315 | 234 |
| 1073515 | HAMS, SHOULDERS-CANNED, UNDER 3 | MT | 5,146 | 5,758 | 17,677 | 20,801 |
| 1073525 | HAMS, SHOULDERS-CND, 3# PLUS | MT | 107,374 | 105,689 | 381,408 | 385,082 |
| 1073540 | BACON-PORK, COOKED, CANNED | MT | 1,816 | 629 | 3,132 | 1,127 |
| 1073560 | PORK, NFS-BONED, COOKED, CANNED | MT | 4,499 | 6,357 | 11,935 | 15,559 |
| 1074000 | BEEF, VFAL-CURED, NOT OVER 30C | MT | 25 | 0 | 17 | 0 |

TABLE 15 --U.S. AGRICULTURAL IMPORTS: QUANTITY AND VALUE BY COMMODITY,
FISCAL YEARS 1978 AND 1979--CONTINUED

| TSUSA NUMBER | COMMODITY | UNIT | QUANTITY | | VALUE | |
|-----------------|---------------------------------|------|----------|--------|--------------------|--------------------|
| | | | 1978 | 1979 | 1978 1,000 DOL. | 1979 1,000 DOL. |
| 1074500 | BEEF,VEAL-CURED, OVER 30C | MT | 1,012 | 307 | 1,792 | 1,036 |
| 1074820 | CORNED BEEF,CND N/O 2LBS | MT | 25,638 | 30,138 | 44,377 | 68,374 |
| 1074840 | CORNED BEEF,CND OV 2LBS | MT | 10,031 | 10,046 | 15,425 | 20,886 |
| 1075220 | BEEF,NSPF,CND N/O 2LBS | MT | 3,249 | 3,380 | 4,932 | 6,823 |
| 1075240 | BEEF,NSPF,CND OV 2LBS | MT | 5,648 | 8,102 | 8,418 | 18,654 |
| 1075500 | BEEF,VEAL,NSPF-PREP,N/O 30C | MT | 17 | 0 | 10 | 0 |
| 1076020 | BEEF,VEAL-PREP,FR,FRZ, >30C | MT | 3,852 | 3,278 | 4,832 | 6,498 |
| 1076040 | BEEF,VEAL-PRESERVED,OVER 30C | MT | 26,061 | 27,337 | 50,594 | 84,726 |
| 1076500 | FROG MEAT-PREPARED, PRESERVED | MT | 18 | 70 | 119 | 286 |
| 1077000 | MEAT,OFFAL,NES-PREP,PRES,<30C | MT | 0 | 1 | 0 | 1 |
| 1077520 | LAMB,MUTTON-PREP,PRES,>30C | MT | 130 | 142 | 407 | 489 |
| 1077540 | MEAT-EX OFFAL,PREP,PRES,>30C | MT | 3,115 | 4,193 | 6,329 | 8,388 |
| 1077560 | MEAT,OFFAL,NES-PREP,PRES,>30C | MT | 316 | 0 | 1,446 | 0 |
| 1077570 | MEAT,OFFALS,NES-PREP, PRES | MT | 238 | 253 | 1,067 | 1,225 |
| 1077580 | MEAT-OTHER-PREP, PRES | MT | 626 | 904 | 3,163 | 4,625 |
| 1078000 | MEAT EXTRACTS AND JUICES | MT | 518 | 520 | 1,975 | 2,523 |
| 1151000 | MILK,CREAM->1<5.5% B/FAT,Q | MLT | 174 | 598 | 18 | 148 |
| 1152000 | MILK,CREAM->5.5<4% B/FAT,Q | MLT | 6,922 | 5,780 | 5,827 | 4,980 |
| 1153020 | MILK,CREAM,EVAP,CND,Q | MT | 0 | 19 | 0 | 11 |
| 1153040 | MILK,CREAM,EVAP,CND,N/O | MT | 19 | 21 | 8 | 14 |
| 1153520 | MILK,CREAM,CONDENSED,CND,Q | MT | 329 | 177 | 357 | 199 |
| 1153540 | MILK,CREAM,CONDENSED,CND,N/O | MT | 153 | 0 | 242 | 0 |
| 1154500 | BUTTER MILK-DRY,N/O 6% B/FAT | MT | 128 | 89 | 144 | 117 |
| 1155000 | MILK,CREAM-DRY,N/O 3% B/FAT | MT | 1,149 | 822 | 574 | 551 |
| 1155500 | MILK,CREAM-DRY,>3<3% B/FAT | MT | 5 | 33 | 7 | 19 |
| 1160000 | BUTTER-11/1-3/31,QUOTA | MT | 49 | 157 | 75 | 298 |
| 1160500 | BUTTER-11/1-3/31,OVER QUOTA | MT | 0 | 0 | 0 | 0 |
| 1161000 | BUTTER-4/1-7/15,QUOTA | MT | 85 | 46 | 195 | 147 |
| 1161500 | BUTTER-4/1-7/15,OVER QUOTA | MT | 0 | 0 | 0 | 0 |
| 1162000 | BUTTER-7/16-10/31,QUOTA | MT | 166 | 161 | 255 | 240 |
| 1162500 | BUTTER-7/16-10/31,OVER QUOTA | MT | 0 | 0 | 0 | 1 |
| 1163020 | BUTTER SUB OV 45% B/FAT Q | MT | 0 | 0 | 1 | 0 |
| 1163040 | OTHER BLEND MARGARINE&BUTTER SU | MT | 7 | 5 | 12 | 5 |
| 1170020 | CHEESE,BLUE MOLD,STILTON,LOAF | MT | 110 | 104 | 330 | 365 |
| 1170040 | CHEESE,BLUE MOLD,OTHER,LOAF | MT | 1,491 | 1,205 | 4,202 | 3,653 |
| 1170520 | CHEESE,BLUE MOLD,STILTON,N/LE | MT | 8 | 2 | 29 | 10 |
| 1170540 | CHEESE,BLUE MOLD,OTHER N/LOAF | MT | 538 | 679 | 1,387 | 1,646 |
| 1171000 | CHEESE-BRYNOZA | MT | 202 | 210 | 213 | 241 |
| 1171520 | CHEESE,CHEDDAR,N/PROCESSED Q | MT | 338 | 226 | 1,106 | 779 |
| 1171540 | CHEESE,CHEDDAR,N/PROCESSED O/ | MT | 3,997 | 4,614 | 6,243 | 7,226 |
| 1172020 | CHEESE,CHEDDAR,PROCESSED Q | MT | 0 | 1 | 2 | 2 |
| 1172040 | CHEESE,CHEDDAR,PROCESSED O/Q | MT | 49 | 21 | 93 | 36 |
| 1172520 | CHEESE,EDAM&GOUDA Q | MT | 3,571 | 3,759 | 10,879 | 11,629 |
| 1172540 | CHEESE,EDAM&GOUDA O/Q | MT | 648 | 1,249 | 931 | 1,736 |
| 1173000 | CHEESE-GJETOST,GOATS WHEY | MT | 15 | 18 | 47 | 60 |
| 1173500 | CHEESE-GJETOST,EX GOATS WHEY | MT | 215 | 203 | 593 | 592 |
| 1174500 | CHEESE-ROQUEFORT, LOAF | MT | 598 | 635 | 3,315 | 3,874 |
| 1175000 | CHEESE-ROQUEFORT, NOT LOAF | MT | 18 | 15 | 109 | 115 |
| 1175520 | CHEESE-ROMANO,LOAF | MT | 1,813 | 890 | 3,708 | 2,129 |
| 1175530 | CHEESE-ROMANO,LOAF O/Q | MT | 77 | 37 | 197 | 103 |
| 1175540 | CHEESE-REGGIANO,ETC,LOAF | MT | 1,580 | 1,558 | 4,396 | 5,604 |
| 1175550 | CHEESE-REGGIANO,ETC,LOAF O/Q | MT | 620 | 360 | 1,569 | 993 |
| 1175560 | CHEESE-PROVOLONI,ETC,LOAF | MT | 953 | 749 | 3,934 | 3,534 |
| 1175570 | CHEESE-PROVOLONI,ETC,LOAF O/Q | MT | 2 | 2 | 7 | 9 |
| 1176025 | CHEESE-EMMENTHALER, SWISS Q | MT | 4,695 | 9,235 | 7,994 | 18,052 |
| 1176035 | CHEESE-EMMENTHALER, SWISS C/O | MT | 24,487 | 24,408 | 69,521 | 77,155 |
| 1176045 | CHEESE-GRUYERE, PROCESS Q | MT | 4,575 | 4,623 | 5,880 | 6,195 |
| 1176055 | CHEESE-GRUYERE, PROCESS O/Q | MT | 3,466 | 3,090 | 10,541 | 10,140 |
| 1176060 | CHEESE-GAMMELOST, NOKKELOST | MT | 307 | 124 | 851 | 358 |
| 1176500 | CHEESE-SHEEPMILK,ORG LV GRAT | MT | 4,361 | 5,217 | 16,113 | 16,069 |
| 1176700 | CHEESE-PECORINO,ORG LV N/GRAT | MT | 2,808 | 3,608 | 5,933 | 7,495 |
| 1177000 | CHEESE-SHEEPMILK, NOT LOAF | MT | 198 | 52 | 453 | 120 |
| 1177530 | CHEESE,PROC FROM E&G N/O 25C Q | MT | 0 | 10 | 0 | 5 |
| 1178510 | CHEESE,PROC FROM E&G 25C Q | MT | 3 | 0 | 10 | 2 |
| 1178515 | CHEESE,PROC FROM CHEDD Q 25C | MT | 7 | 13 | 17 | 35 |

TABLE 15 --U.S. AGRICULTURAL IMPORTS: QUANTITY AND VALUE BY COMMODITY,
FISCAL YEARS 1978 AND 1979--CONTINUED

| TSUSA NUMBER | COMMODITY | UNIT | QUANTITY | | VALUE | |
|-----------------|-------------------------------|------|-------------|-------------|--------------------|--------------------|
| | | | 1978 | 1979 | 1978 1,000 DOL. | 1979 1,000 DOL. |
| 1178525 | CHEESE,PROC FROM COLBY 0/25C | MT | 4,169 | 2,129 | 5,932 | 3,175 |
| 1178530 | CHEESE,PROC FROM ED&GO 0 25C | MT | 10 | 147 | 31 | 198 |
| 1178535 | CHEESE,PROC FROM ITALI 0 25C | MT | 3 | 126 | 5 | 188 |
| 1178545 | CHEESE,PROC FROM SWISS 0 25C | MT | 99 | 132 | 253 | 394 |
| 1178550 | CHEESE,OTHER PROCESS 0 25C 0 | MT | 557 | 682 | 1,483 | 2,073 |
| 1178555 | CHEESE,PROC NSPF OVER 25C 0 | MT | 17,452 | 20,494 | 23,366 | 30,040 |
| 1178560 | CHEESE,PROC NSPF OVER 25C N/0 | MT | 12,645 | 16,864 | 36,432 | 52,589 |
| 1178565 | CHEESE,CONT 5X < B/F 0 25C 0 | MT | 867 | 1,242 | 1,152 | 1,818 |
| 1178570 | CHEESE,NSPF < B/FAT 0 25C | MT | 739 | 527 | 1,915 | 1,470 |
| 1178575 | CHEESE,CONT 5X< B/F 0 25C N/0 | MT | 1,648 | 1,127 | 5,797 | 4,254 |
| 1180000 | WHEY-FLUID | MLT | 0 | 0 | 0 | 0 |
| 1180500 | WHFY-DRIED | MT | 161 | 0 | 57 | 0 |
| 1181000 | YOGHURT,OTHER FERMENTED MILK | MT | 0 | 1 | 1 | 5 |
| 1182500 | ICE CREAM | MLT | 1,047 | 1,984 | 941 | 1,032 |
| 1183000 | MALTED MILK,COMPOUNDS, ETC | MT | 0 | 1 | 2 | 3 |
| 1195000 | EGGS-SHELL,EX CHICKEN | DOZ | 721,625 | 833,491 | 1,639 | 1,985 |
| 1195500 | EGGS-SHELL,CHICKEN | DOZ | 11,543,899 | 6,813,962 | 2,737 | 1,935 |
| 1196000 | EGGS-SHELL,OTHER | DOZ | 5,737 | 3,383 | 9 | 9 |
| 1196500 | EGGS-DRIED,WHOLE,YOLK,ALBUPEN | MT | 0 | 5 | 1 | 4 |
| 1197000 | EGGS-NOT IN SHELL, NOT DRIED | MT | 25 | 37 | 67 | 105 |
| 1201100 | HIDES-PUFFALO | MT | 204 | 207 | 649 | 755 |
| 1201400 | HIDES-CATTLE,WHOLE,RAW,CURED | MT | 18,495 | 17,119 | 16,815 | 28,988 |
| 1201720 | HIDES-CALF,WHOLE,RAW,CURED | MT | 265 | 372 | 541 | 1,221 |
| 1201740 | HIDES-KIP,WHOLE,RAW,CURED | MT | 281 | 293 | 619 | 547 |
| 1201760 | HIDES-CATTLE,PIECES,RAW,CURED | MT | 213 | 341 | 210 | 566 |
| 1202005 | HIDES-HORSE,ETC,WHOLE | MT | 595 | 874 | 561 | 885 |
| 1202010 | HIDES-HORSE,ETC,FRONTS | MT | 18 | 0 | 24 | 0 |
| 1202015 | HIDES-HORSE,ETC,NES | MT | 21 | 0 | 22 | 0 |
| 1202016 | HIDES-HORSE,OTHER | MT | 207 | 459 | 277 | 695 |
| 1202020 | SKINS-PAIR SHEEP,CABRETTA | MT | 263 | 181 | 1,025 | 545 |
| 1202030 | SKINS-SHEEP,LAMB,PKLD,N/SPLIT | MT | 14,380 | 15,799 | 55,532 | 77,606 |
| 1202035 | SKINS-SHEEP,LAMB,PKLD,SPLIT | MT | 2,087 | 1,364 | 8,556 | 5,548 |
| 1202042 | SKINS-SHEEP,LAMB,NSPF | MT | 1,416 | 619 | 4,102 | 1,731 |
| 1202045 | SKINS-GOAT,KID,DRY,SALTED | MT | 17 | 0 | 44 | 0 |
| 1202047 | SKINS-GOAT AND KID | MT | 890 | 1,408 | 3,135 | 7,737 |
| 1202050 | SKINS-GOAT,KID,N/DRY,N/SALTED | MT | 115 | 0 | 302 | 0 |
| 1202055 | SKINS-KANGAROO,WALLABY | MT | 1 | 0 | 2 | 0 |
| 1202060 | SKINS-DEER | MT | 1,742 | 1,018 | 1,726 | 1,231 |
| 1202065 | SKINS-REPTILE | MT | 52 | 95 | 1,163 | 2,814 |
| 1202070 | SKINS-CARPINCHO | MT | 29 | 57 | 173 | 417 |
| 1202075 | SKINS-WILD PIG, HOG | MT | 583 | 1,060 | 401 | 742 |
| 1202080 | HIDES AND SKINS, NSPF-EX FUR | NA | --- | --- | 836 | 0 |
| 1202085 | SKINS-HIDES,OTHER | NA | --- | --- | 3,082 | 4,625 |
| 1230040 | FURSKINS-PERSIAN LAMB | NO | 84,727 | 62,899 | 856 | 792 |
| 1230050 | FURSKINS-LAMB AND SHEEP | NO | 49,160 | 17,797 | 333 | 131 |
| 1230085 | ANIMAL SKINS BEARING WOOL | NA | --- | --- | 0 | 15 |
| 1235000 | FURSKINS-FOX,SILVER,BLK,PT | NO | 760 | 847 | 36 | 30 |
| 1241005 | FURSKINS-BEAVER | NO | 57,035 | 53,546 | 900 | 1,712 |
| 1241010 | FURSKINS-FOX EX SILVER,BLK,PT | NO | 279,514 | 277,177 | 18,649 | 27,327 |
| 1241015 | FURSKINS-HARE | NO | 2,061,529 | 2,684,757 | 710 | 907 |
| 1241017 | FURSKINS-LEOPARD | NO | 59 | 0 | 7 | 0 |
| 1241018 | FURSKINS-LYNX | NO | 18,066 | 19,883 | 4,605 | 6,743 |
| 1241020 | FURSKINS-MARTEN | NO | 96,488 | 75,606 | 2,524 | 3,121 |
| 1241025 | FURSKINS-MINK | NO | 3,238,023 | 3,181,286 | 81,229 | 98,736 |
| 1241035 | FURSKINS-OTTER | NO | 938 | 484 | 68 | 49 |
| 1241040 | FURSKINS-RABBIT | MT | 1,429 | 1,960 | 6,523 | 9,106 |
| 1241045 | FURSKINS-SABLE | NO | 136,424 | 148,914 | 8,641 | 12,098 |
| 1241047 | FURSKINS-SEAL, WHOLE | NO | 1,238 | 1,110 | 46 | 50 |
| 1241050 | FURSKINS-SQUIRREL | NO | 39,000 | 0 | 80 | 0 |
| 1241057 | FURSKINS-NEC | NO | 614,996 | 0 | 3,383 | 0 |
| 1241058 | FURSKINS- OTHER WHOLE | NO | 1,205,806 | 1,469,194 | 11,344 | 17,501 |
| 1241060 | FUR TAILS,PAWS,PIECES | NA | --- | --- | 1,131 | 660 |
| 1250100 | BULBS-TULIP | NO | 152,309,956 | 153,719,722 | 12,212 | 13,241 |
| 1250500 | BULBS-HYACINTH | NO | 26,907,005 | 24,075,445 | 3,968 | 3,778 |
| 1251000 | BULBS-LILY | NO | 2,684,342 | 2,318,072 | 740 | 399 |

TABLE 15 --U.S. AGRICULTURAL IMPORTS: QUANTITY AND VALUE BY COMMODITY,
FISCAL YEARS 1978 AND 1979--CONTINUED

| TSUSA NUMBER | COMMODITY | UNIT | QUANTITY | | VALUE | |
|-----------------|-------------------------------|------|-------------|-------------|--------------------|--------------------|
| | | | 1978 | 1979 | 1978 1,000 DOL. | 1979 1,000 DOL. |
| 1251500 | BULBS-MARCISSUS | NO | 32,347,822 | 34,472,865 | 3,673 | 4,195 |
| 1252000 | CORMS-CROCUS | NO | 71,080,676 | 68,262,403 | 1,804 | 2,126 |
| 1252500 | PIPS-LTLY OF THE VALLEY | NO | 2,385,577 | 2,031,745 | 116 | 110 |
| 1253020 | BULBS-JRIS | NO | 30,816,049 | 40,642,763 | 839 | 1,133 |
| 1253040 | BULBS,CORMS-GLADIOLUS | NO | 99,513,518 | 90,828,287 | 1,307 | 1,482 |
| 1253060 | TUBERS-BEGONIA | NO | 10,407,422 | 9,861,239 | 2,323 | 2,340 |
| 1253070 | BULBS, ROOTS, OTHER | NO | 59,972,426 | 76,423,121 | 3,310 | 5,807 |
| 1253080 | BULBS,ROOTS,ROOTSTOCK,ETC,NSP | NO | 22,802,541 | 0 | 2,383 | 0 |
| 1253090 | HERBACEOUS PLANT-OTHER ETC | NO | 8,735,717 | 9,834,276 | 2,901 | 4,585 |
| 1254000 | SEEDLINGS,CUTS,ETC-FRUIT TREE | NO | 687,291 | 790,043 | 165 | 181 |
| 1255000 | FRUIT TREES-GRAFTED,BUDDED | NO | 71,306 | 345,013 | 29 | 165 |
| 1256000 | SEEDLINGS,CUTTINGS-ROSE STOCK | NO | 3,500 | 52,432 | 0 | 3 |
| 1256500 | ROSE PLANTS-GRAFTED,BUDDED | NO | 86,413 | 51,527 | 41 | 43 |
| 1256700 | SEED POTATO EYES | MT | 0 | 20 | 0 | 4 |
| 1257000 | ORCHID PLANTS | NO | 219,824 | 233,920 | 248 | 236 |
| 1258000 | LIVE PLANTS FOR PLANTING,NES | NO | 159,340,987 | 161,704,437 | 16,507 | 17,762 |
| 1260100 | SEED-ALFALFA | MT | 82 | 3 | 170 | 16 |
| 1260300 | SEED-SUGAR BEET | MT | 74 | 100 | 1,251 | 1,307 |
| 1260500 | SEED-BEET,EXCEPT SUGAR BEET | MT | 5 | 3 | 12 | 24 |
| 1260700 | SEED-BFNT GRASS | MT | 17 | 8 | 72 | 27 |
| 1260900 | SEED-BLUEGRASS, KENTUCKY | MT | 7 | 144 | 27 | 355 |
| 1261100 | SEED-BLUEGRASS, NES | MT | 89 | 175 | 181 | 370 |
| 1261500 | SEED-CABBAGE | MT | 7 | 14 | 354 | 773 |
| 1261700 | SEED-CARROT | MT | 4 | 8 | 28 | 66 |
| 1261900 | SEED-CAULIFLOWER | MT | 7 | 17 | 51 | 167 |
| 1262100 | SEED-CELERY | MT | 2,152 | 1,916 | 1,966 | 1,383 |
| 1262300 | SEED-CLOVER, ALSIKE | MT | 2,277 | 964 | 1,500 | 544 |
| 1262500 | SEED-CLOVER, CRIMSON | MT | 44 | 18 | 33 | 14 |
| 1262700 | SEED-CLOVER, RED | MT | 2,342 | 3,394 | 2,260 | 2,488 |
| 1262900 | SEED-CLOVER, SWEET | MT | 4,184 | 3,684 | 1,902 | 1,325 |
| 1263100 | SEED-CLOVER, WHITE AND LADINO | MT | 144 | 458 | 213 | 709 |
| 1263300 | SEED-CLOVER, NES | MT | 335 | 187 | 613 | 172 |
| 1263500 | SEED-FFESCUE, CREEPING RED | MT | 7,424 | 6,034 | 7,592 | 7,152 |
| 1263700 | SEED-FFESCUE, MEADOW | MT | 19 | 18 | 21 | 22 |
| 1263900 | SEED-FFESCUE, NSPF | MT | 62 | 30 | 98 | 71 |
| 1264100 | SEEDS-FLOWER | MT | 87 | 75 | 4,711 | 6,343 |
| 1265100 | SEED-KALE | MT | 0 | 0 | 1 | 0 |
| 1265300 | SEED-KOHLRABI | MT | 1 | 1 | 22 | 13 |
| 1265700 | SEED-MILLET | MT | 173 | 226 | 281 | 302 |
| 1265900 | SEED-MUSHROOM SPAWN | MT | 976 | 1,173 | 994 | 1,344 |
| 1266100 | SEED-ONION | MT | 99 | 189 | 1,374 | 2,516 |
| 1266300 | SEED-ORCHARD GRASS | MT | 106 | 123 | 90 | 143 |
| 1266500 | SEED-PARSLEY | MT | 8 | 32 | 40 | 96 |
| 1266700 | SEED-PARSNIP | MT | 0 | 0 | 0 | 0 |
| 1267100 | SEED-PEPPER | MT | 18 | 32 | 364 | 428 |
| 1267300 | SEED-RADISH | MT | 9 | 10 | 44 | 66 |
| 1267700 | SEED-RYE GRASS | MT | 421 | 253 | 360 | 323 |
| 1268100 | SEED-SPINACH | MT | 33 | 37 | 70 | 115 |
| 1268300 | SEED-TALL OAT | MT | 0 | 1 | 0 | 1 |
| 1268500 | SEED-TIMOTHY | MT | 681 | 447 | 1,097 | 423 |
| 1268700 | SEEDS-TREE AND SHRUB | MT | 191 | 297 | 990 | 1,585 |
| 1268900 | SEEDS-TURNIP, RUTABAGA | MT | 2 | 20 | 56 | 83 |
| 1269100 | SEED-HAIRY VETCH | MT | 1 | 0 | 1 | 0 |
| 1269300 | SEED-VETCH, NSPF | MT | 1 | 0 | 1 | 0 |
| 1269500 | SEED-WHEAT GRASS | MT | 543 | 316 | 464 | 247 |
| 1270100 | SEEDS-GRASS, FORAGE CROP,NES | MT | 1,004 | 536 | 2,495 | 1,477 |
| 1271000 | SEEDS-GARDEN,EX GRASS,NES | MT | 6,137 | 4,330 | 10,849 | 11,472 |
| 1301000 | BARLEY-UNMILLED | MT | 95,467 | 153,889 | 10,447 | 17,351 |
| 1301500 | BUCKWHEAT-HULLED, NOT HULLED | MT | 1,604 | 1,750 | 401 | 294 |
| 1302000 | SEED-CANARY | MT | 3,259 | 3,106 | 928 | 717 |
| 1303000 | SEED-CORN, MAIZE, CERTIFIED | MT | 4,231 | 2,760 | 3,777 | 2,705 |
| 1303500 | CORN,MAIZE-EX CERTIFIED SEED | MT | 60,476 | 28,925 | 7,251 | 4,554 |
| 1304000 | GRAIN SORGHUMS | MT | 547 | 48 | 270 | 16 |
| 1304500 | OATS-UNMILLED | MT | 18,153 | 9,922 | 1,667 | 1,084 |
| 1305000 | RICE-PADDY, ROUGH | MT | 23 | 53 | 15 | 49 |

PB83-148874

U.S. FOREIGN AGRICULTURAL TRADE STATISTICAL REPORT, FISCAL YEAR 1979.
ECONOMIC RESEARCH SERVICE, WASHINGTON, DC. INTERNATIONAL ECONOMIC
MICS DIV. SEP 80 303P

3 OF 4

PB83

148874

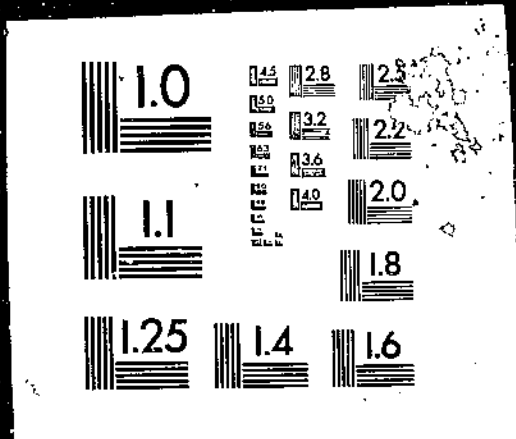


TABLE 15 --U.S. AGRICULTURAL IMPORTS: QUANTITY AND VALUE BY COMMODITY,
FISCAL YEARS 1978 AND 1979--CONTINUED

| TSUSA NUMBER | COMMODITY | UNIT | QUANTITY | | VALUE | |
|-----------------|---------------------------------|------|----------|--------|--------------------|--------------------|
| | | | 1978 | 1979 | 1978 1,000 DOL. | 1979 1,000 DOL. |
| 1305500 | RICE-BROWN, HULLED | MT | 30 | 26 | 23 | 21 |
| 1306000 | RYF-UNMILLED | MT | 3,843 | 192 | 427 | 26 |
| 1306300 | SEED WHEAT, INEDIBLE | MT | 320 | 1,014 | 59 | 232 |
| 1306600 | WHEAT, EXCEPT SEED, INEDIBLE | MT | 5 | 56 | 0 | 7 |
| 1307020 | SEED-WHEAT, EDIBLE | MT | 184 | 2,198 | 39 | 453 |
| 1307040 | WHEAT-EXCEPT SEED, EDIBLE | MT | 29 | 1,495 | 8 | 209 |
| 1311000 | BARLEY-PEARL, MILLED, EDIBLE | MT | 280 | 422 | 56 | 88 |
| 1311200 | BARLEY-EX PEARL, MILLED, EDIBLE | MT | 144 | 65 | 76 | 67 |
| 1311500 | BUCKWHEAT-MILLED, EDIBLE | MT | 63 | 463 | 17 | 75 |
| 1312000 | CORN-MILLED, EDIBLE | MT | 582 | 431 | 186 | 180 |
| 1312500 | OATS-MILLED, EDIBLE, N/O \$8 | MT | 44 | 3 | 4 | 1 |
| 1312700 | OATS-MILLED, EDIBLE, OVER \$8 | MT | 780 | 871 | 841 | 968 |
| 1313000 | RICE-MILLED, ED, BRAN REMOVED | MT | 655 | 837 | 476 | 751 |
| 1313300 | RICE-BROKEN, EDIBLE | MT | 251 | 0 | 34 | 0 |
| 1313500 | RICE-MEAL AND FLOUR, EDIBLE | MT | 1,261 | 1,242 | 542 | 657 |
| 1314000 | WHEAT-MILLED, EDIBLE | MT | 463 | 994 | 179 | 336 |
| 1314500 | GRAIN PRODUCTS, NSPF-MILLED, ED | MT | 115 | 35 | 35 | 21 |
| 1315000 | BARLEY-MILLED, INEDIBLE | MT | 286 | 9,053 | 37 | 970 |
| 1315700 | BUCKWHEAT-MILLED, INEDIBLE | MT | 0 | 1 | 0 | 0 |
| 1316000 | CORN-MILLED, INEDIBLE | MT | 4,564 | 3,762 | 514 | 576 |
| 1316500 | OATS-MILLED, INEDIBLE | MT | 630 | 567 | 61 | 68 |
| 1316700 | RICE-MILLED, INEDIBLE | MT | 0 | 4 | 0 | 2 |
| 1317200 | WHEAT FLOUR-INEDIBLE | MT | 172 | 19 | 12 | 2 |
| 1317500 | WHEAT-MILLED, EX FLOUR, INED | MT | 45 | 7 | 41 | 2 |
| 1318000 | GRAIN PRODUCTS, NSPF-PLD, INED | MT | 4 | 0 | 3 | 0 |
| 1318500 | MIXED GRAINS-MILLED, EDIBLE | MT | 1 | 0 | 2 | 1 |
| 1321500 | MALT-RYE | MT | 0 | 0 | 0 | 0 |
| 1322000 | MALT-EX RYE | MT | 41,567 | 67,314 | 8,418 | 13,394 |
| 1322500 | MALT EXTRACT-FLUID | MLT | 114 | 248 | 126 | 309 |
| 1323000 | MALT EXTRACT-SOLID, CONDENSED | MT | 24 | 71 | 25 | 63 |
| 1323520 | TAPIOCA, CASSAVA FLOUR & STARCH | MT | 35,004 | 35,142 | 6,584 | 7,599 |
| 1323540 | FLOUR, STARCH-ARROWROOT, SAGO | MT | 1,744 | 1,787 | 757 | 903 |
| 1325000 | STARCH-POTATO | MT | 8,958 | 7,718 | 2,041 | 1,604 |
| 1325500 | STARCHES, NSPF | MT | 6,562 | 5,102 | 2,090 | 1,906 |
| 1351000 | BEANS-LIMA, FR, FRZ, 6/1-10/31 | MT | 11 | 5 | 10 | 5 |
| 1351200 | BEANS-LIMA, FR, FRZ, 11/1-11/30 | MT | 9 | 0 | 4 | 0 |
| 1351400 | BEANS-LIMA, FR, FRZ, 12/1-5/31 | MT | 1 | 6 | 2 | 6 |
| 1351600 | BEANS, NSPF-FRESH, FROZEN | MT | 10,413 | 12,759 | 7,555 | 9,195 |
| 1352000 | BEETS-EXCEPT SUGAR, FR, FRZ | MT | 225 | 162 | 27 | 13 |
| 1353000 | CABBAGE-FRESH, FROZEN | MT | 10,994 | 7,452 | 1,218 | 1,231 |
| 1354100 | CARROTS-UNDER 4 INCHES LONG | MT | 1,465 | 2,275 | 150 | 144 |
| 1354200 | CARROTS-OTHER | MT | 25,730 | 39,026 | 3,994 | 5,362 |
| 1355000 | CAULIFLOWER-FR, FRZ, 6/5-10/15 | MT | 487 | 1,542 | 166 | 494 |
| 1355100 | CAULIFLOWER-FR, FRZ, 10/16-6/4 | MT | 435 | 293 | 101 | 171 |
| 1356000 | CELERY-FRESH, FROZEN, 4/15-7/31 | MT | 175 | 206 | 71 | 60 |
| 1356100 | CELERY-FRESH, FROZEN, 8/1-4/14 | MT | 1,492 | 2,283 | 460 | 602 |
| 1357000 | CHICKPEAS, GARBANZOS-FR, FRZ | MT | 45 | 0 | 40 | 0 |
| 1357500 | CORN ON COB-FRESH, FROZEN | MT | 304 | 87 | 86 | 16 |
| 1358000 | COWPEAS-BLACK EYE, FRESH, FRZ | MT | 316 | 127 | 226 | 101 |
| 1358100 | COWPEAS-NES-FRESH, FROZEN | MT | 1,604 | 719 | 268 | 119 |
| 1359000 | CUCUMBERS-FR, FRZ, 12/1-2/29 | MT | 89,746 | 92,317 | 22,134 | 32,489 |
| 1359200 | CUCUMBERS-3/1-6/30, 9/1-11/30 | MT | 42,748 | 49,867 | 12,785 | 15,087 |
| 1359400 | CUCUMBERS-FR, FRZ, 7/1-8/31 | MT | 1,067 | 1,167 | 216 | 315 |
| 1360000 | DASHEENS-FRESH, FROZEN | MT | 12,476 | 11,521 | 4,368 | 3,851 |
| 1361000 | ENDIVE, WITLOOF CHICORY-FR, FRZ | MT | 816 | 1,019 | 1,413 | 1,776 |
| 1362000 | EGGPLANT-FR, FRZ, 4/1-11/30 | MT | 5,045 | 4,924 | 2,459 | 2,142 |
| 1362200 | EGGPLANT-FR, FRZ, 12/1-3/31 | MT | 12,991 | 12,418 | 4,008 | 4,783 |
| 1363000 | GARLIC-FRESH, FROZEN | MT | 12,384 | 21,383 | 8,603 | 12,420 |
| 1364000 | HORSERADISH-FRESH, FROZEN | MT | 469 | 370 | 174 | 123 |
| 1365000 | LENTILS-FRESH, FROZEN | MT | 18 | 49 | 18 | 27 |
| 1366000 | LETTUCE-FR, FRZ, 6/1-10/31 | MT | 1,960 | 3,828 | 465 | 1,143 |
| 1366100 | LETTUCE-FR, FRZ, 11/1-5/31 | MT | 559 | 1,563 | 301 | 778 |
| 1368000 | OKRA-FRESH, FROZEN | MT | 11,463 | 11,945 | 2,347 | 2,071 |
| 1369000 | ONION SETS-FRESH, FROZEN | MT | 1,007 | 835 | 855 | 623 |
| 1369200 | PEARL ONIONS N/O 10/16 IN DIA | MT | 244 | 383 | 142 | 227 |

TABLE 15 --U.S. AGRICULTURAL IMPORTS: QUANTITY AND VALUE BY COMMODITY,
FISCAL YEARS 1978 AND 1979--CONTINUED

| TSUSA NUMBER | COMMODITY | UNIT | QUANTITY | | VALUE | |
|-----------------|-----------------------------------|------|----------|---------|--------------------|--------------------|
| | | | 1978 | 1979 | 1978 1,000 DOL. | 1979 1,000 DOL. |
| 1369300 | ONIONS-OTHER | MT | 60,115 | 71,869 | 14,608 | 19,082 |
| 1369800 | PEAS-FRESH, 7/1-9/30 | MT | 394 | 119 | 348 | 154 |
| 1369900 | PEAS-FROZEN, 7/1-9/30 | MT | 1,431 | 1,032 | 927 | 797 |
| 1370100 | PEAS-FRESH, FROZEN, 10/1-6/30 | MT | 814 | 0 | 793 | 0 |
| 1370120 | PEAS-FRESH, CHILLED | MT | 3,772 | 4,295 | 1,815 | 3,449 |
| 1370140 | PEAS-FROZEN | MT | 2,465 | 2,888 | 2,619 | 3,310 |
| 1371000 | PEPPERS-FRESH, FROZEN | MT | 66,734 | 67,112 | 31,372 | 38,985 |
| 1372000 | POTATOS-WHITE, CERT SEED, Q | MT | 30,143 | 27,779 | 2,465 | 2,663 |
| 1372100 | POTATOS-WHITE, CERT SEED, 0/Q | MT | 97 | 0 | 12 | 0 |
| 1372500 | POTATOS-EX SEED, FR, FRZ, Q | MT | 18,322 | 19,910 | 1,902 | 1,699 |
| 1372800 | POTATOS-EX SEED, FR, FRZ, 0/Q | MT | 22,719 | 14,323 | 2,116 | 1,472 |
| 1374000 | RADISHES-FRESH, FROZEN | MT | 5,305 | 6,650 | 850 | 1,148 |
| 1375000 | SQUASH-FRESH, FROZEN | MT | 33,841 | 43,459 | 16,198 | 18,886 |
| 1376000 | TOMATOS-3/1-7/14, 9/1-11/14 | MT | 233,579 | 182,306 | 89,916 | 90,777 |
| 1376200 | TOMATOS-FR, FRZ, 7/15-8/31 | MT | 7,251 | 13,031 | 3,759 | 7,106 |
| 1376300 | TOMATOS-FR, FRZ, 11/15-2/29 | MT | 138,653 | 129,638 | 70,561 | 57,577 |
| 1376600 | TURNIPS, RUTABAGAS-FR, FROZEN | MT | 36,413 | 37,667 | 4,451 | 4,644 |
| 1377100 | BRUSSEL SPROUTS, FR, FRZ | MT | 143 | 0 | 74 | 0 |
| 1377120 | BRUSSEL SPROUTS-FR CHILLED | MT | 2,031 | 2,148 | 755 | 814 |
| 1377140 | BRUSSEL SPROUTS-FROZEN | MT | 1,465 | 1,325 | 824 | 789 |
| 1377500 | CHAYOTE-FRESH, FROZEN | MT | 1,837 | 2,407 | 586 | 901 |
| 1378000 | PARSNIPS-FRESH, FROZEN | MT | 31 | 221 | 9 | 84 |
| 1378620 | ASPARAGUS-FRESH, CHILLED | MT | 2,502 | 2,902 | 2,684 | 3,625 |
| 1378630 | BROCCOLI-FRESH, CHILLED | MT | 27 | 257 | 9 | 94 |
| 1378650 | OTHER VEGETABLES, FR, FRZ | MT | 2,582 | 0 | 748 | 0 |
| 1378660 | JICAMAS-CHILLED | MT | 5,746 | 7,320 | 1,774 | 2,551 |
| 1378665 | SWEET POTATOES-FRESH, CHILLED | MT | 5,058 | 6,814 | 1,072 | 1,402 |
| 1378670 | OTHER VEGETABLES-FR, CHILLED | MT | 5,622 | 7,726 | 1,565 | 2,391 |
| 1378680 | OTHER VEGETABLES-FROZEN | MT | 92 | 59 | 45 | 48 |
| 1380500 | BROCCOLI, CAUL, OKRA, SL, FR, FRZ | MT | 4,467 | 0 | 2,173 | 0 |
| 1380520 | BROCCOLI, CAUL, OKRA-SLICE, FR, F | MT | 725 | 752 | 182 | 142 |
| 1380540 | BROCCOLI-FROZEN, SLICED | MT | 5,803 | 6,692 | 2,673 | 3,164 |
| 1380560 | CAULIFLOWER-FROZEN, SLICED | MT | 3,530 | 5,396 | 1,715 | 3,057 |
| 1380580 | OKRA-FROZEN, SLICED | MT | 5,491 | 5,435 | 2,817 | 3,095 |
| 1385000 | VEGETABLES, SLICED, FR, FRZ | MT | 2,413 | 0 | 1,110 | 0 |
| 1385020 | OTHER VEGETABLES-FRESH, SLICE | MT | 551 | 551 | 162 | 195 |
| 1385040 | ASPARAGUS-FROZEN, SLICED | MT | 154 | 432 | 143 | 455 |
| 1385060 | OTHER VEGETABLES- FRZ, SLICED | MT | 8,852 | 11,634 | 4,352 | 5,991 |
| 1400900 | BEANS-MUNG, DRIED, 5/1-8/31 | MT | 267 | 469 | 160 | 314 |
| 1401000 | BEANS-RED KIDNEY, DRD, 5/1-8/31 | MT | 741 | 471 | 542 | 258 |
| 1401100 | BEANS, MSPF-DRIED, 5/1-8/31 | MT | 23 | 0 | 22 | 0 |
| 1401120 | BEANS-LIMA, DRIED 5/1-8/31 | MT | 13 | 31 | 10 | 28 |
| 1401140 | BEANS-MSPF, DRIED 5/1-8/31 | MT | 1,601 | 2,951 | 897 | 1,379 |
| 1401400 | BEANS-MUNG, DRIED, 9/1-4/30 | MT | 746 | 1,282 | 520 | 702 |
| 1401600 | BEANS-DRIED, EX MUNG, 9/1-4/30 | MT | 1,826 | 0 | 1,002 | 0 |
| 1401620 | BEANS-LIMA, DRIED 9/1-4/31 | MT | 19 | 31 | 14 | 22 |
| 1401640 | BEANS-RED KIDNEY, DRD 9/1-4/3 | MT | 769 | 876 | 508 | 409 |
| 1401660 | BEANS-MSPF, DRIED | MT | 1,680 | 2,865 | 1,030 | 1,360 |
| 1402000 | CHICKPEAS, GARBANZOS-DRD, SPLIT | MT | 465 | 350 | 249 | 237 |
| 1402100 | CHICKPEAS, GARBANZOS, MSPF-DRD | MT | 9,103 | 12,600 | 5,948 | 9,661 |
| 1402500 | COWPEAS-BLACK EYE, DRIED | MT | 80 | 64 | 46 | 44 |
| 1402600 | COWPEAS-EXCEPT BLACK EYE, DRD | MT | 273 | 311 | 128 | 139 |
| 1403000 | GARLIC-DRIED | MT | 352 | 167 | 357 | 327 |
| 1403500 | LENTILS-DRIED | MT | 1,271 | 778 | 930 | 388 |
| 1403800 | LUPINES-DRIED | MT | 192 | 166 | 153 | 170 |
| 1404000 | ONIONS-DRIED | MT | 47 | 38 | 112 | 72 |
| 1404500 | PEAS-SPLIT, DRIED | MT | 402 | 228 | 168 | 147 |
| 1404600 | PEAS, MSPF-DRIED | MT | 5,224 | 3,156 | 1,755 | 1,380 |
| 1405000 | POTATOS-DRIED | MT | 140 | 959 | 89 | 465 |
| 1405500 | VEGETABLES, NES-DRIED | MT | 1,398 | 1,620 | 6,340 | 8,039 |
| 1406000 | GARLIC FLOUR | MT | 16 | 9 | 36 | 17 |
| 1406500 | ONION FLOUR | MT | 2 | 1 | 16 | 3 |
| 1407000 | POTATO FLOUR | MT | 419 | 25 | 145 | 14 |
| 1407500 | VEGETABLE FLOUR, MSPF | MT | 2,825 | 6,682 | 7,495 | 8,374 |
| 1410500 | SOYBEANS-BRINE, PICKLED | MT | 208 | 286 | 311 | 375 |

TABLE 15 --U.S. AGRICULTURAL IMPORTS: QUANTITY AND VALUE BY COMMODITY,
FISCAL YEARS 1978 AND 1979--CONTINUED

| TSUSA NUMBER | COMMODITY | UNIT | QUANTITY | | VALUE | |
|-----------------|----------------------------------|------|------------|------------|--------------------|--------------------|
| | | | 1978 | 1979 | 1978 1,000 DOL. | 1979 1,000 DOL. |
| 1411000 | BEANS-FX SOYBEANS, BRINE | MT | 111 | 433 | 81 | 223 |
| 1411500 | BEANS-FX SOYBEANS, PICKLED | MT | 1 | 6 | 0 | 7 |
| 1412000 | BEANS-FX SOYBEANS, PREP, PRES | MT | 747 | 955 | 879 | 889 |
| 1412500 | SAUERKRAUT | MT | 346 | 355 | 202 | 229 |
| 1413000 | CABBAGE-PREPARED, PRESERVED | MT | 61 | 93 | 57 | 93 |
| 1413500 | CHICKPEAS, GARBANZOS-PREP, PRES | MT | 139 | 562 | 165 | 397 |
| 1414000 | COWPEAS-BLACK EYE, BRINE, SALTED | MT | 1 | 1 | 1 | 1 |
| 1414500 | ONIONS-BRINE, PICKLED | MT | 1,950 | 2,181 | 1,790 | 1,539 |
| 1415000 | ONIONS-PREPARED, PRESERVED, NES | MT | 1,833 | 1,784 | 2,130 | 2,199 |
| 1415500 | PEAS-BRINE, PICKLED | MT | 4,414 | 6,719 | 3,791 | 5,430 |
| 1416020 | PIMIENTOS N/O 8 OZ | MT | 1,814 | 1,485 | 3,018 | 2,532 |
| 1416040 | PIMIENTOS O 8 CZ | MT | 2,206 | 3,564 | 2,724 | 4,556 |
| 1416500 | TOMATO PASTE AND SAUCE | MT | 5,353 | 0 | 3,204 | 0 |
| 1416520 | TOMATO-PASTE | MT | 18,030 | 21,899 | 10,990 | 13,166 |
| 1416540 | TOMATO-SAUCE | MT | 2,714 | 1,624 | 953 | 610 |
| 1416600 | TOMATOES-PRFP, PRES, EX SAUCE | MT | 33,269 | 24,975 | 13,307 | 11,347 |
| 1417000 | WATERCHE MOUTS-SALTED, PICKLED | MT | 8,858 | 10,549 | 6,224 | 7,790 |
| 1417600 | ARTICHOKES-SALT, BRINE, PICKLED | MT | 1,313 | 2,723 | 1,924 | 4,910 |
| 1417700 | OTHER VEG IN BRINE, SALT, PICK | MT | 6,415 | 0 | 3,034 | 0 |
| 1417720 | CUCUMBERS-SALT, BRINE, PICKLED | MT | 4,218 | 5,563 | 1,411 | 2,076 |
| 1417760 | OTHER VEG PACKED IN S, B, PKLD | MT | 20,115 | 27,736 | 10,143 | 15,300 |
| 1417900 | PALM HEARTS-PREPARED, PRES | MT | 548 | 585 | 916 | 1,021 |
| 1418120 | ARTICHOKES-PREPARED, PRESERVED | MT | 936 | 0 | 1,315 | 0 |
| 1418125 | POTATOES-FROZEN | MT | 1,793 | 6,963 | 469 | 2,977 |
| 1418130 | OTHER VEGETABLES, FROZEN | MT | 61 | 124 | 58 | 63 |
| 1418140 | ASPARAGUS-PREPARED, PRESERVED | MT | 839 | 0 | 1,220 | 0 |
| 1418145 | ARTICHOKES, PREP, PRES | MT | 5,138 | 5,710 | 6,639 | 7,809 |
| 1418150 | ASPARAGUS, PREP, PRES | MT | 2,135 | 2,329 | 3,097 | 3,749 |
| 1418160 | VEGETABLES, NSPF-PREP, PRES | MT | 7,431 | 0 | 5,045 | 0 |
| 1418170 | POTATOES-DEHYDRATED | MT | 669 | 175 | 398 | 107 |
| 1418180 | OTHER VEGETABLES, NSP, PREP, PRE | MT | 19,097 | 25,413 | 13,591 | 18,573 |
| 1441000 | MUSHROOMS-FRESH | MT | 6 | 220 | 11 | 333 |
| 1441200 | MUSHROOMS-DRIED | MT | 473 | 662 | 7,745 | 9,453 |
| 1442005 | MUSHROOMS-FROZEN | MT | 1,135 | 1,241 | 1,684 | 1,977 |
| 1442009 | MUSHROOMS-STRAW, NOT FROZEN | MT | 0 | 1,084 | 0 | 1,728 |
| 1442010 | MUSHROOMS-WHOLE, <10 OZ CAN | MT | 663 | 0 | 1,962 | 0 |
| 1442015 | MUSHROOMS-WHOLE, <10 OZ CAN | MT | 3,055 | 537 | 9,430 | 1,607 |
| 1442020 | MUSHROOMS-SLICED, <10 OZ CAN | MT | 921 | 0 | 2,860 | 0 |
| 1442025 | MUSHROOMS-SLICED, <10 OZ CAN | MT | 3,147 | 833 | 10,110 | 2,778 |
| 1442027 | MUSHROOMS-WHOLE, <9 OZ CONT | MT | 0 | 2,247 | 0 | 6,856 |
| 1442030 | MUSHROOMS-OTHER, <10 OZ CAN | MT | 2,041 | 0 | 4,865 | 0 |
| 1442031 | MUSHROOMS-SLICED, <9 OZ CONT | MT | 0 | 2,866 | 0 | 9,239 |
| 1442035 | MUSHROOMS-OTHER, <10 OZ CAN | MT | 5,471 | 1,285 | 12,965 | 2,967 |
| 1442037 | MUSHROOMS-OTHER, <9 OZ CONT | MT | 0 | 7,369 | 0 | 17,129 |
| 1442040 | MUSHROOMS-WHOLE, >9 OZ CAN | MT | 317 | 0 | 748 | 0 |
| 1442043 | MUSHROOMS-WHOLE, >9 OZ CONT | MT | 0 | 829 | 0 | 2,182 |
| 1442045 | MUSHROOMS-WHOLE, >9 OZ CAN | MT | 2,653 | 323 | 6,988 | 890 |
| 1442047 | MUSHROOMS-SLICED, >9 OZ CONT | MT | 0 | 1,476 | 0 | 3,398 |
| 1442050 | MUSHROOMS-SLICED, >9 OZ CAN | MT | 322 | 0 | 749 | 0 |
| 1442053 | MUSHROOMS-OTHER, >9 OZ CONT | MT | 0 | 18,108 | 0 | 33,519 |
| 1442055 | MUSHROOMS-SLICED >9 OZ CAN | MT | 2,306 | 470 | 5,841 | 1,135 |
| 1442060 | MUSHROOMS-OTHER, >9 OZ CAN | MT | 4,321 | 0 | 9,061 | 0 |
| 1442065 | MUSHROOMS-OTHER, >9 OZ CAN | MT | 16,456 | 3,477 | 33,565 | 6,806 |
| 1443000 | TRUFFLES-FRESH, DRIED, ETC | MT | 8 | 9 | 615 | 658 |
| 1450100 | CHESTNUTS -CRUDE, DRIED, BAKED | MT | 4,548 | 3,925 | 5,464 | 3,718 |
| 1450200 | CHESTNUTS -PREPARED, PRES, NES | MT | 86 | 147 | 194 | 338 |
| 1450400 | COCONUTS-IN SHELL | NO | 19,795,335 | 18,033,564 | 3,137 | 2,957 |
| 1450700 | COCONUT MEAT-FRESH, FROZEN | MT | 590 | 759 | 413 | 448 |
| 1450800 | COCONUT MEAT-SHREDDED | MT | 46,332 | 38,916 | 37,771 | 41,380 |
| 1450900 | COCONUT MEAT-PREP, PRES, NES | MT | 1,387 | 1,773 | 1,639 | 1,839 |
| 1451200 | ALMONDS-NOT SHELLED | MT | 36 | 164 | 44 | 165 |
| 1451400 | BRAZIL NUTS-NOT SHELLED | MT | 6,762 | 6,623 | 7,760 | 7,513 |
| 1451600 | CASHEW NUTS-NOT SHELLED | MT | 408 | 542 | 1,587 | 1,835 |
| 1451800 | PILBERTS-NOT SHELLED | MT | 75 | 48 | 101 | 90 |
| 1452000 | PEANUTS-NOT SHELLED | MT | 11 | 17 | 12 | 48 |

TABLE 15 --U.S. AGRICULTURAL IMPORTS: QUANTITY AND VALUE BY COMMODITY,
FISCAL YEARS 1978 AND 1979--CONTINUED

| COMMODITY | UNIT | QUANTITY | | VALUE | |
|-------------------------------|------|-----------|-----------|--------------------|--------------------|
| | | 1978 | 1979 | 1978 1,000 DOL. | 1979 1,000 DOL. |
| PECANS-NOT SHELLED | MT | 334 | 1,309 | 554 | 2,166 |
| PIGNOLIA NUTS-NOT SHELLED | MT | 45 | 4 | 169 | 20 |
| PISTACHE NUTS-NOT SHELLED | MT | 8,494 | 11,352 | 27,665 | 41,250 |
| WALNUTS-NOT SHELLED | MT | 0 | 0 | 1 | 2 |
| NUTS,NES-EDIBLE, NOT SHELLED | MT | 31 | 76 | 95 | 108 |
| ALMONDS-SHELLED | MT | 72 | 118 | 270 | 425 |
| ALMONDS-SHELLED,PREP,PRES | MT | 19 | 17 | 60 | 66 |
| BRAZIL NUTS-SHELLED,PREP,PRES | MT | 5,393 | 4,686 | 12,777 | 11,682 |
| CASHEW NUTS-SHELLED,PREP,PRES | MT | 28,660 | 34,531 | 89,435 | 105,923 |
| FILBERTS-SHELLED, PREP, PRES | MT | 3,408 | 4,006 | 6,727 | 9,749 |
| PEANUT BUTTER | MT | 0 | 0 | 0 | 1 |
| PEANUTS,NOT SHELLED,PREP,PRES | MT | 134 | 179 | 209 | 294 |
| PEANUTS,SHELLED,PREP,PRES | MT | 50 | 51 | 97 | 80 |
| PECANS-SHELLED,PREP,PRES | MT | 100 | 53 | 395 | 374 |
| PIGNOLIA NUTS-SHELLED,PREP | MT | 259 | 250 | 1,693 | 1,682 |
| PISTACHE NUTS-SHELLED,PREP | MT | 156 | 104 | 958 | 664 |
| WALNUTS-IMMATURE,PICKLED | MT | 1 | 0 | 2 | 1 |
| WALNUTS,NES-SHELLED,PREP,PRES | MT | 66 | 533 | 134 | 1,966 |
| NUTS,NFS-SHELLED,BLANCHED | MT | 15 | 48 | 35 | 333 |
| NUTS,NFS-PREPARED,PRESERVED | MT | 944 | 973 | 955 | 1,064 |
| NUTS-MIXED,EDIBLE | MT | 2 | 1 | 7 | 3 |
| APPLES-FRESH | MT | 59,882 | 71,466 | 22,760 | 24,388 |
| APPLES-DRIED | MT | 471 | 1,072 | 795 | 1,851 |
| APPLES, NSPF-PREPARED,PRES | MT | 3,990 | 1,057 | 1,099 | 687 |
| APRICOTS-FRESH, BRINE | MT | 26 | 18 | 27 | 38 |
| APRICOTS-DRIED | MT | 2,220 | 1,892 | 4,806 | 5,639 |
| APRICOTS, NSPF-PREP,PRES | MT | 71 | 547 | 103 | 456 |
| AVOCADOS-FRESH,PREP,PRES | MT | 3,163 | 1,715 | 660 | 358 |
| BANANAS-FRESH | MT | 2,235,532 | 2,319,827 | 336,498 | 378,130 |
| BANANAS-DRIED | MT | 501 | 434 | 612 | 657 |
| BANANAS, NSPF-PREP,PRES | MT | 4,030 | 4,369 | 2,052 | 3,180 |
| BLUEBERRIES-FRESH, BRINE | MT | 3,297 | 3,082 | 3,805 | 2,714 |
| LINGON BERRIES-FRESH,BRINE | MT | 3 | 0 | 5 | 0 |
| RASPBERRIES-FR,BRINE,7/1-8/31 | MT | 2,558 | 2,738 | 4,312 | 4,776 |
| RASPBERRIES-FR,BRINE,9/1-6/30 | MT | 109 | 12 | 139 | 21 |
| STRAWBERRIES-FR,BR,6/15-9/15 | MT | 389 | 529 | 268 | 348 |
| STRAWBERRIES-FR,BR,9/16-6/14 | MT | 14,247 | 13,273 | 7,352 | 7,989 |
| BERRIES,NSPF-FRESH, BRINE | MT | 3,591 | 4,437 | 1,390 | 1,662 |
| BERRIES,NSPF-DRIED | MT | 14 | 50 | 38 | 105 |
| BLUEBERRIES-FROZEN | MT | 5,491 | 2,907 | 9,420 | 5,022 |
| BLUEBERRIES-PREP,PRES,EX FRZ | MT | 195 | 99 | 264 | 134 |
| BLACK CURRENTS, ETC-PREP,PRES | MT | 177 | 212 | 329 | 413 |
| STRBRY,FR, IN CONT.N/O 400Z | MT | 3,049 | 4,852 | 1,798 | 3,305 |
| STRBRY,FR,IN CONT. OV 400Z | MT | 39,668 | 46,870 | 19,258 | 31,174 |
| BERRIES, NSPF-PREPARED, PRES | MT | 416 | 0 | 359 | 0 |
| BERRIES-OTHER FROZEN | MT | 3,743 | 1,562 | 2,093 | 1,524 |
| STRAWBERRIES-OTHER | MT | 422 | 319 | 220 | 214 |
| BERRIES-OTHER | MT | 357 | 305 | 391 | 314 |
| CASHEW APPLES,ETC-FR,PRES | MT | 68 | 343 | 50 | 335 |
| CHERRIES-FRESH, NOT CANNED | MT | 23 | 1,117 | 31 | 1,074 |
| CHERRIES-FRESH, CANNED | MT | 0 | 47 | 0 | 46 |
| CHERRIES-DRIED | MT | 2 | 16 | 5 | 13 |
| CHERRIES-BRINE, PITS | MT | 70 | 0 | 104 | 1 |
| CHERRIES-BRINE, N/PITS | MT | 9 | 0 | 17 | 1 |
| CHERRIES-FROZEN | MT | 0 | 50 | 0 | 55 |
| CHERRIES,NES-PREP,PRES,EX FRZ | MT | 126 | 549 | 214 | 847 |
| CITRONS-FRESH, DRIED, BRINE | MT | 14 | 27 | 261 | 409 |
| CITRONS, NSPF-PREP,PRES | MT | 1 | 0 | 2 | 1 |
| GRAPEFRUIT-FRESH,8/1-9/30 | MT | 35 | 0 | 15 | 0 |
| GRAPEFRUIT-FRESH,8/1-9/30 | MT | 0 | 4 | 0 | 2 |
| GRAPEFRUIT-PREP,PRES, 8/1-9/3 | MT | 139 | 602 | 85 | 359 |
| GRAPEFRUIT-FRESH,10/1-10/31 | MT | 2,020 | 0 | 562 | 0 |
| GRAPEFRUIT-FRESH,10/1-10/31 | MT | 20 | 1,160 | 4 | 288 |
| GRAPEFRUIT-PREP,PRES,10/1-31 | MT | 0 | 671 | 0 | 283 |
| GRAPEFRUIT-FRESH,11/1-7/31 | MT | 665 | 0 | 223 | 0 |

TABLE 15 --U.S. AGRICULTURAL IMPORTS: QUANTITY AND VALUE BY COMMODITY,
FISCAL YEARS 1978 AND 1979--CONTINUED

| TSUSA NUMBER | COMMODITY | UNIT | QUANTITY | | VALUE | |
|-----------------|-----------------------------------|------|----------|--------|--------------------|--------------------|
| | | | 1978 | 1979 | 1978 1,000 DOL. | 1979 1,000 DOL. |
| 1471620 | GRAPEFRUIT-FRESH,11/1-7/31 | MT | 116 | 318 | 47 | 83 |
| 1471640 | GRAPEFRUIT-PREP,PRES,11/1-7/3 | MT | 3,046 | 4,137 | 1,535 | 2,170 |
| 1471900 | LEMONS-FRESH | MT | 27 | 356 | 11 | 313 |
| 1472100 | LEMONS-PREPARED, PRESERVED | MT | 84 | 87 | 147 | 185 |
| 1472200 | LIMES-FRESH, BRINE | MT | 11,286 | 13,250 | 2,842 | 4,293 |
| 1472600 | LIMES-NOT FRESH, NOT BRINE | MT | 2 | 3 | 3 | 7 |
| 1472900 | ORANGES-MANDARIN, CANNED | MT | 38,248 | 32,252 | 30,797 | 28,363 |
| 1473000 | KUMQUATS-CANNED | MT | 56 | 17 | 42 | 22 |
| 1473100 | ORANGES-FRESH | MT | 14,985 | 0 | 3,945 | 0 |
| 1473120 | ORANGES-NAMDARIN,TANGERINES,F | MT | 6,141 | 21,757 | 1,449 | 5,480 |
| 1473140 | ORANGES-OTHER, FRESH | MT | 10,718 | 24,949 | 2,744 | 5,371 |
| 1473160 | ORANGES-PREP,PRES | MT | 3,227 | 3,545 | 1,879 | 2,276 |
| 1473300 | CITRUS FRUITS, NSPF-FRESH | MT | 36P | 87 | 64 | 20 |
| 1473600 | CITRUS FRUITS, NSPF-PREPARED | MT | 5 | 3 | 3 | 2 |
| 1474000 | DATES-FR,DRD,PITS,NOT OVER 10 | MT | 54 | 325 | 188 | 411 |
| 1474200 | DATES-FR,DRD,PITS,OVER 10 | MT | 9,231 | 12,368 | 5,216 | 8,006 |
| 1474400 | DATES-FR, DRD, N/PITS, N/O 10 | MT | 11 | 8 | 29 | 14 |
| 1474600 | DATES-FR,DRD, N/PITS, OVER 10 | MT | 7,240 | 5,727 | 4,375 | 4,159 |
| 1474800 | DATES, NSPF-PREP,PRES | MT | 15 | 8 | 43 | 17 |
| 1475000 | FIGS-FRESH, BRINE | MT | 0 | 5 | 0 | 1 |
| 1475100 | FIGS-DPD,CONTAINER OVER 1 | MT | 1,517 | 1,633 | 1,342 | 2,084 |
| 1475300 | FIGS-DRD,CONTAINER NOT OVER 1 | MT | 1,851 | 1,752 | 1,979 | 2,239 |
| 1475400 | FIGS,NSPF-PREPARED,PRESERVED | MT | 33 | 27 | 48 | 45 |
| 1476000 | GRAPES-FRESH, HOTHOUSE | MT | 65 | 9 | 44 | 6 |
| 1476100 | GRAPES-FR,EX HH, 2/15-3/31 | MT | 8,017 | 13,842 | 5,920 | 10,441 |
| 1476300 | GRAPES-FRESH,EX HH, 4/1-6/30 | MT | 17,546 | 24,653 | 12,119 | 15,033 |
| 1476400 | GRAPES-FRESH,EX HH,7/1-2/14 | MT | 5,578 | 4,741 | 2,324 | 1,920 |
| 1476600 | RAISINS-CURRENTS | MT | 188 | 1,128 | 126 | 1,783 |
| 1476800 | RAISINS-SULTANA | MT | 57 | 9,189 | 58 | 13,599 |
| 1477000 | RAISINS,NES-SEEDLESS GRAPES | MT | 655 | 5,476 | 617 | 8,043 |
| 1477200 | RAISINS-FROM SEED GRAPES | MT | 20 | 506 | 39 | 616 |
| 1477500 | GRAPES-DRIED,EXCEPT RAISINS | MT | 2 | 7 | 2 | 6 |
| 1477700 | GRAPES-PREP,PRES,EX DRIED | MT | 20 | 22 | 22 | 40 |
| 1478000 | GUAVAS-FR,DRD,PICKLED,BRINE | MT | 9 | 2 | 4 | 2 |
| 1478500 | GUAVAS-PREP,PRES,NSPF | MT | 505 | 700 | 347 | 545 |
| 1478600 | MANGOES-FRESH | MT | 540 | 0 | 280 | 0 |
| 1478800 | MANGOES-FRESH,ENTER 11/1-3/31 | MT | 925 | 2,126 | 461 | 1,286 |
| 1479200 | MANGOES-PREP,PRES | MT | 292 | 0 | 290 | 0 |
| 1479400 | MANGOES-FRESH, ENTER 4/1-10/3 | MT | 13,862 | 12,667 | 6,620 | 6,962 |
| 1479600 | MANGOES-PREPARED OR PRESERVED | MT | 304 | 820 | 369 | 1,055 |
| 1481000 | CANTALOUPE-FRESH,8/1-9/15 | MT | 29 | 38 | 7 | 3 |
| 1481200 | CANTALOUPE-FR, ENT 12/1-3/31 | MT | 17,307 | 17,619 | 3,862 | 4,712 |
| 1481500 | CANTALOUPE-FRESH | MT | 2,747 | 0 | 644 | 0 |
| 1481700 | CNTLPS-FR,9/16-11/30,4/1-7/31 | MT | 69,562 | 70,668 | 16,732 | 17,384 |
| 1482000 | WATERMELONS-FRESH | MT | 90,024 | 98,590 | 8,119 | 10,738 |
| 1482500 | MELONS, NES-FRESH,12/1-5/31 | MT | 22,193 | 25,250 | 6,198 | 5,410 |
| 1483000 | MELONS, NES-FRESH,6/1-11/30 | MT | 174 | 431 | 72 | 85 |
| 1483500 | MELONS-PREPARED,PRESERVED | MT | 139 | 159 | 95 | 110 |
| 1484000 | OLIVES-FRESH | MT | 2 | 15 | 5 | 18 |
| 1484200 | OLIVES-EX RIPE, BRINE, N/PITS MLT | MLT | 2,537 | 1,936 | 2,068 | 2,079 |
| 1484420 | OLIVES-EX RIPE, BRINE, N/O 0.3 | MLT | 2,353 | 2,099 | 2,290 | 2,427 |
| 1484440 | OLIVES-EX RIPE, BRINE, OVER 0.3 | MLT | 7,058 | 3,626 | 3,912 | 2,978 |
| 1484600 | OLIVES-RIPE, BRINE, N/PITS, CND | MLT | 438 | 443 | 452 | 467 |
| 1484800 | OLIVES-RIPE, BRINE, N/PITS | MLT | 262 | 260 | 220 | 224 |
| 1485020 | CLIVES-BRINE, N/PITS, N/O 0.3 | MLT | 1,986 | 4,553 | 2,630 | 7,126 |
| 1485040 | CLIVES-BRINE, N/PITS, OVER 0.3 | MLT | 2,175 | 2,178 | 1,556 | 1,819 |
| 1485065 | OLIVES-STUFFED, PKD, N/O 0.3 | MLT | 2,826 | 2,815 | 5,429 | 6,890 |
| 1485070 | OLIVES-STUFFED, NES, N/O 0.3 | MLT | 19,407 | 13,989 | 25,830 | 23,460 |
| 1485080 | OLIVES-BRINE, STUFFED, OVER 0.3 | MLT | 28,373 | 18,419 | 26,540 | 20,910 |
| 1485200 | OLIVES-DRIED, NOT RIPE | MT | 4 | 6 | 6 | 11 |
| 1485400 | OLIVES-DRIED, RIPE | MT | 482 | 540 | 494 | 649 |
| 1485600 | OLIVES, NSPF-PREPARED, PRES | MT | 700 | 1,119 | 1,100 | 1,553 |
| 1486000 | PAPAYAS-FRESH | MT | 720 | 867 | 265 | 362 |
| 1486500 | PAPAYAS-PREPARED, PRESERVED | MT | 932 | 806 | 648 | 663 |
| 1487000 | PEACHES-FRESH, BRINE, 6/1-11/30 | MT | 530 | 16 | 350 | 8 |

TABLE 15 --U.S. AGRICULTURAL IMPORTS: QUANTITY AND VALUE BY COMMODITY,
FISCAL YEARS 1978 AND 1979--CONTINUED

| TSUSA NUMBER | COMMODITY | UNIT | QUANTITY | | VALUE | |
|-----------------|-------------------------------|------|------------|------------|--------------------|--------------------|
| | | | 1978 | 1979 | 1978 1,000 DOL. | 1979 1,000 DOL. |
| 1487200 | PEACHES-FRESH,BRINE,12/1-5/31 | MT | 3,786 | 3,228 | 2,177 | 1,946 |
| 1487400 | PEACHES-DRIED | MT | 10 | 3 | 12 | 4 |
| 1487700 | PEACHES-WHITE FLESHED,PRES | MT | 31 | 39 | 24 | 23 |
| 1487800 | PEACHES,NSPF-PREP,PRES | MT | 3 | 225 | 3 | 169 |
| 1488100 | PEARS-FRESH,BRINE,4/1-6/30 | MT | 4,767 | 5,278 | 2,000 | 2,605 |
| 1488200 | PEARS-FRESH,BRINE,7/1-3/31 | MT | 1,005 | 1,550 | 448 | 683 |
| 1488300 | PEARS-DRIED | MT | 12 | 74 | 16 | 78 |
| 1488600 | PEARS-PREPARED,PRESERVED,NES | MT | 23 | 23 | 30 | 28 |
| 1489000 | PINEAPPLES-FRESH,IN MTLK | MT | 13,379,203 | 15,917,710 | 2,325 | 3,084 |
| 1489300 | PINEAPPLES-FRESH,IN CRATES | MT | 32,577 | 9,813 | 159 | 44 |
| 1489600 | PINEAPPLES-FRESH,EX CRATED | MT | 1,053,998 | 1,324,580 | 4,953 | 6,497 |
| 1489820 | PINEAPPLES-CANNED | MT | 177,512 | 198,923 | 89,796 | 102,862 |
| 1489840 | PINEAPPLES-PREP, EX CANNED | MT | 2,371 | 2,765 | 1,132 | 1,579 |
| 1491000 | PLANTAINS-FRESH | MT | 66,652 | 69,459 | 12,384 | 12,463 |
| 1491500 | PLANTAINS-PREPARED, PRESERVED | MT | 2,384 | 2,396 | 470 | 542 |
| 1491900 | PLUMS,ETC-FRESH,1/1-1/31 | MT | 267 | 358 | 169 | 229 |
| 1492000 | PLUMS,ETC-FRESH,2/1-5/31 | MT | 1,161 | 915 | 773 | 593 |
| 1492100 | PLUMS,ETC-FRESH,6/1-12/31 | MT | 1 | 4 | 1 | 1 |
| 1492400 | PLUMS,PRUNES,PRUNELLES-BRINE | MT | 91 | 115 | 219 | 229 |
| 1492600 | PLUMS,PRUNES,PRUNELLES-DRIED | MT | 264 | 358 | 183 | 285 |
| 1492800 | PLUMS,ETC,NSPF-PREPARED,PRES | MT | 220 | 0 | 385 | 0 |
| 1492820 | PLUMS-NSPF,PREP,PRES,AIR CONT | MT | 354 | 459 | 642 | 876 |
| 1492840 | PLUMS-NSPF,PREP,PRES,N/AIR CO | MT | 196 | 344 | 426 | 837 |
| 1494000 | TAMARINDS-FRESH,PREP,PRES | MT | 357 | 850 | 282 | 418 |
| 1494800 | CHINESE GOOSEBERRIES-FRESH | MT | 671 | 735 | 1,216 | 1,876 |
| 1495000 | FRUITS, NES-FRESH | MT | 544 | 2,697 | 182 | 1,490 |
| 1496000 | FRUITS,NES-PREPARED,PRESERVED | MT | 610 | 666 | 755 | 939 |
| 1500000 | FRUIT MIXTURES-PREPARED,PRES | MT | 7,657 | 7,961 | 4,212 | 5,267 |
| 1505000 | FRUITS-PREP,PRES,OV 0.5% ALC | MLT | 1 | 1 | 12 | 1 |
| 1520000 | BANANA & PLANTAIN FLOUR | MT | 63 | 33 | 54 | 52 |
| 1520500 | FRUIT FLOUR, NSPF | MT | 2,674 | 1,699 | 1,740 | 965 |
| 1521000 | CITRON PEEL-CRUDE,DRIED,BRINE | MT | 0 | 0 | 0 | 0 |
| 1521400 | ORANGE PEEL-CRUDE,DRIED,BRINE | MT | 667 | 268 | 475 | 147 |
| 1521800 | LEMON PEEL-CRUDE,DRIED,BRINE | MT | 121 | 93 | 85 | 80 |
| 1522200 | FRUIT PEEL,NES-CRUDE,DRIED,BR | MT | 0 | 5 | 1 | 10 |
| 1522600 | CITRON PEEL,NES-PREP,PRES | MT | 0 | 0 | 0 | 1 |
| 1523000 | ORANGE PEEL,NES-PREP,PRES | MT | 53 | 56 | 60 | 93 |
| 1523400 | LEMON PEEL,NES-PREP,PRES | MT | 1 | 1 | 2 | 3 |
| 1523800 | FRUIT PEEL,NSPF-PREP,PRES | MT | 6 | 7 | 6 | 35 |
| 1524200 | APRICOT PASTE & PULP | MT | 246 | 171 | 163 | 134 |
| 1524300 | CASHEW APPLE,ETC,PASTE&PULP | MT | 190 | 211 | 107 | 130 |
| 1525000 | FIG PASTE & PULP | MT | 4,936 | 9,102 | 4,526 | 9,967 |
| 1525400 | GUAVA PASTE & PULP | MT | 4,728 | 2,791 | 1,953 | 1,199 |
| 1525800 | MANGO PASTE & PULP | MT | 617 | 518 | 406 | 414 |
| 1526000 | TAMARIND PASTE AND PULP | MT | 158 | 462 | 99 | 297 |
| 1526200 | ORANGE PASTE & PULP | MT | 21 | 21 | 15 | 8 |
| 1526500 | PAPAYA,PASTE&PULP | MT | 449 | 361 | 203 | 170 |
| 1527200 | BANANA & PLANTAIN PASTE&PULP | MT | 15,145 | 12,980 | 3,654 | 3,822 |
| 1527620 | STRAWBERRY PASTE AND PULP | MT | 3,069 | 2,947 | 1,252 | 1,629 |
| 1527640 | FRUIT PASTE & PULP | MT | 884 | 544 | 498 | 402 |
| 1530200 | CASHEW APPLE,ETC,JAMS&JELLYS | MT | 18 | 28 | 14 | 32 |
| 1530400 | BERRY JAM & JELLY | MT | 344 | 0 | 475 | 0 |
| 1530420 | JELLY,JAM-STRAWBERRY | MT | 347 | 556 | 517 | 878 |
| 1530440 | JELLY,JAM-OTHER,CURRENT,BERRY | MT | 678 | 770 | 1,034 | 1,452 |
| 1530800 | GUAVA JAM & JELLY | MT | 628 | 169 | 248 | 71 |
| 1531600 | ORANGE MARMALADE | MT | 848 | 904 | 990 | 1,183 |
| 1532000 | PAPAYA,JAM&JELLY | MT | 1 | 5 | 1 | 11 |
| 1532400 | PINEAPPLE JAM & JELLY | MT | 5 | 4 | 9 | 11 |
| 1532800 | QUINCE JAM & JELLY | MT | 35 | 61 | 40 | 63 |
| 1533200 | JAMS,JELLIES,MARPALADES,NES | MT | 770 | 797 | 1,075 | 1,273 |
| 1540500 | CHERRIES-CANDIED, GLACE, ETC | MT | 86 | 19 | 97 | 30 |
| 1541000 | CHESTNUTS I-CANDIED,GLACE,ETC | MT | 34 | 29 | 55 | 86 |
| 1541500 | CITRONS-CANDIED, GLACE, ETC | MT | 0 | 0 | 0 | 1 |
| 1542000 | CITRON PEEL-CANDIED,GLACE,ETC | MT | 0 | 0 | 0 | 1 |
| 1542500 | LEMON PEEL-CANDIED,GLACE,ETC | MT | 1 | 12 | 2 | 17 |

TABLE 15 --U.S. AGRICULTURAL IMPORTS: QUANTITY AND VALUE BY COMMODITY,
FISCAL YEARS 1978 AND 1979--CONTINUED

| TSUSA NUMBER | COMMODITY | UNIT | QUANTITY | | VALUE | |
|-----------------|---------------------------------|------|-----------|-----------|--------------------|--------------------|
| | | | 1978 | 1979 | 1978 1,000 DOL. | 1979 1,000 DOL. |
| 1543000 | ORANGE PEEL-CANDIED, GLACE, ETC | MT | 1 | 13 | 6 | 24 |
| 1543500 | FRUIT PEEL, NES-CANDIED, ETC | MT | 1 | 9 | 1 | 8 |
| 1544000 | GINGER ROOT-CANDIED, GLACE, ETC | MT | 194 | 206 | 382 | 369 |
| 1544500 | PINEAPPLES-CANDIED, GLACE, ETC | MT | 2,948 | 3,525 | 3,531 | 4,499 |
| 1545000 | NUTS, NES-CANDIED, GLACE, ETC | MT | 23 | 33 | 60 | 80 |
| 1545500 | FRUITS, NES-CANDIED, GLACE, ETC | MT | 712 | 881 | 1,402 | 1,498 |
| 1546000 | VEG SUBSTANCES-CANDIED, ETC | MT | 68 | 101 | 123 | 324 |
| 1549000 | MIXTURES-CANDIED, GLACE, ETC | MT | 4 | 4 | 21 | 14 |
| 1551000 | SUGAR-BEET, NATURAL STATE | MT | 0 | 7,620 | 0 | 13 |
| 1551200 | SUGAR-CANE, NATURAL STATE | MT | 0 | 3,647 | 0 | 2 |
| 1551500 | SUGAR-CANE, BEET, NOT NATURAL | MT | 0 | 2 | 0 | 2 |
| 1552010 | SUGAR-CANE, BEET, OVER 99 DEG | MT | 457,967 | 0 | 98,739 | 0 |
| 1552020 | SUGAR-CANE, BEET, >98 N/O 99DEG | MT | 218,538 | 0 | 40,469 | 0 |
| 1552025 | SUGAR-REFINED | MT | 139,961 | 90,110 | 35,561 | 30,318 |
| 1552030 | SUGAR-CANE, BEET, >97 N/O 98DEG | MT | 546,986 | 0 | 93,051 | 0 |
| 1552040 | SUGAR-CANE, BEET, >96 N/O 97DEG | MT | 317,281 | 0 | 62,930 | 0 |
| 1552045 | SUGAR-CANE, BEET-NSPF | MT | 2,458,382 | 4,082,827 | 503,363 | 821,289 |
| 1552050 | SUGAR-CANE, BEET, >95 N/O 96DEG | MT | 238,243 | 0 | 45,548 | 0 |
| 1552060 | SUGAR-CANE, BEET, >85 N/O 95DEG | MT | 4,075 | 0 | 1,115 | 0 |
| 1553000 | SIRUP-SUGAR, N/O 6% NONSUGAR | MT | 21,642 | 19,961 | 6,769 | 7,092 |
| 1553500 | SIRUP-SUGAR, OVER 6% NONSUGAR | MLT | 14 | 16 | 3,499 | 2,954 |
| 1554000 | MOLASSES-INEDIBLE | MLT | 1,648 | 1,510 | 65,948 | 106,659 |
| 1555000 | SUGAR-MAPLE | MT | 424 | 285 | 927 | 693 |
| 1555500 | SIRUP-MAPLE | MT | 4,385 | 4,112 | 7,943 | 9,242 |
| 1556000 | DEXTROSE | MT | 330 | 131 | 164 | 118 |
| 1556500 | SIRUP-DEXTROSE | MT | 12 | 117 | 6 | 43 |
| 1557000 | HONEY | MT | 28,639 | 22,965 | 21,941 | 18,816 |
| 1557500 | SUGAR, SIRUP, MOLASSES-BLENDED | MT | 1,085 | 2,285 | 994 | 2,407 |
| 1561000 | COCOA PEANS | MT | 171,142 | 190,371 | 571,342 | 646,427 |
| 1562000 | CHOCOLATE-UNSWEETENED | MT | 45,050 | 44,570 | 191,170 | 184,774 |
| 1562500 | CHOCOLATE-SWEET, BARS, 10 PLUS | MT | 1,714 | 1,255 | 4,461 | 3,843 |
| 1563020 | CHOC. SWEET, EDIBLE | MT | 2,347 | 2,863 | 7,960 | 10,223 |
| 1563045 | CHOCOLATE N/O B/F | MT | 108 | 387 | 227 | 954 |
| 1563050 | CHOC. SWEETENED, OV5.5% B/F | MT | 4,302 | 4,827 | 5,000 | 5,682 |
| 1563065 | CHOCOLATE, CONT N/O 5.5% B/F | MT | 1,201 | 1,268 | 1,265 | 1,350 |
| 1563500 | COCOA BUTTER | MT | 22,011 | 28,535 | 96,085 | 140,536 |
| 1564000 | COCOA-UNSWEETENED, CAKE | MT | 77,040 | 61,799 | 349,221 | 252,069 |
| 1564500 | COCOA-SWEETENED | MT | 10 | 33 | 15 | 40 |
| 1564700 | COCOA-COATINGS, ETC. | MT | 337 | 606 | 483 | 1,166 |
| 1565000 | COCOA BEAN SHELLS | MT | 25 | 61 | 1 | 5 |
| 1565500 | COCOA BEAN WASTES-EX SHELLS | MT | 740 | 1,713 | 1,871 | 3,507 |
| 1571020 | CONFECTIONERY NOT CONT COCOA | MT | 40,329 | 42,508 | 57,895 | 89,602 |
| 1571040 | CONFECTIONERY CONT COCOA | MT | 12,363 | 13,806 | 38,219 | 41,359 |
| 1601020 | COFFEE-GREEN | MT | 950,937 | 1,192,656 | 3,465,818 | 3,643,844 |
| 1601040 | COFFEE-ROASTED, GROUND | MT | 22,770 | 23,904 | 79,611 | 72,915 |
| 1602000 | COFFEE-SOLUBLE, INSTANT | MT | 18,255 | 30,374 | 189,420 | 250,438 |
| 1602100 | COFFEE EXTRACTS, ESSENCES, ETC | MT | 214 | 399 | 1,106 | 1,869 |
| 1603000 | CHICORY ROOTS-CRUDE | MT | 15 | 481 | 12 | 151 |
| 1603500 | CHICORY-PREPARED | MT | 3,259 | 3,602 | 2,296 | 2,082 |
| 1604000 | COFFEE SUBSTITUTES, NES | MT | 3,379 | 296 | 36,286 | 2,343 |
| 1605000 | TEA-CRUDE, PREPARED | MT | 66,171 | 72,757 | 112,795 | 119,272 |
| 1606000 | MATE-CRUDE | MT | 14 | 61 | 13 | 46 |
| 1606500 | MATE-PREPARED | MT | 223 | 154 | 252 | 163 |
| 1610100 | ANISE | MT | 356 | 595 | 418 | 938 |
| 1610300 | BASIL-CRUDE | MT | 317 | 594 | 305 | 584 |
| 1610500 | BASIL-MANUFACTURED | MT | 0 | 4 | 1 | 5 |
| 1610700 | CAPERS | MT | 547 | 612 | 1,781 | 2,223 |
| 1610900 | CARAWAY | MT | 2,875 | 3,410 | 4,028 | 4,762 |
| 1611100 | CARDAMON | MT | 171 | 97 | 1,601 | 1,019 |
| 1611300 | CASSIA, BUDS & VERA-UNGROUND | MT | 7,007 | 8,863 | 5,265 | 6,454 |
| 1611500 | CASSIA, BUDS & VERA-GROUND | MT | 4 | 40 | 12 | 32 |
| 1611700 | CINNAMON AND CHIPS-UNGROUND | MT | 1,142 | 591 | 1,972 | 1,020 |
| 1611900 | CINNAMON AND CHIPS-GROUND | MT | 4 | 5 | 11 | 14 |
| 1612100 | CLOVES, CLOVE STEMS-UNGROUND | MT | 1,180 | 1,123 | 6,384 | 7,844 |
| 1612300 | CLOVES, CLOVE STEMS-GROUND | MT | 0 | 0 | 1 | 0 |

TABLE 15 --U.S. AGRICULTURAL IMPORTS: QUANTITY AND VALUE BY COMMODITY,
FISCAL YEARS 1978 AND 1979--CONTINUED

| TSUSA NUMBER | COMMODITY | UNIT | QUANTITY | | VALUE | |
|-----------------|----------------------------------|------|----------|---------|--------------------|--------------------|
| | | | 1978 | 1979 | 1978 1,000 DOL. | 1979 1,000 DOL. |
| 1612500 | CORIANPER | MT | 3,760 | 3,576 | 2,158 | 1,400 |
| 1612700 | CUMMIN | MT | 3,663 | 5,128 | 5,840 | 9,964 |
| 1612900 | CURRY AND CURRY POWDER | MT | 145 | 165 | 434 | 496 |
| 1613100 | DILL | MT | 521 | 526 | 390 | 430 |
| 1613300 | FENNEL | MT | 968 | 1,047 | 704 | 867 |
| 1613500 | GINGER ROOT-UNGROUND | MT | 3,580 | 3,944 | 4,776 | 4,159 |
| 1613700 | GINGER ROOT-GROUND,N/CANDIED | MT | 45 | 34 | 110 | 59 |
| 1613900 | LAUREL LEAVES-CRUDE | MT | 403 | 300 | 510 | 436 |
| 1614100 | LAUREL BAY LEAVES-NOT CRUDE | MT | 0 | 0 | 0 | 1 |
| 1614300 | MACE-BOMBAY, WILD, UNGROUND | MT | 0 | 31 | 0 | 83 |
| 1614700 | MACE, NES-UNGROUND | MT | 209 | 266 | 589 | 551 |
| 1614900 | MACE, NES-GROUND | MT | 4 | 3 | 8 | 5 |
| 1615100 | MARJORAM-CRUDE | MT | 320 | 386 | 343 | 372 |
| 1615300 | MARJORAM-MANUFACTURED | MT | 4 | 0 | 8 | 0 |
| 1615500 | MINT LEAVES-CRUDE | MT | 247 | 239 | 434 | 474 |
| 1615700 | MINT LEAVES-MANUFACTURED | MT | 71 | 51 | 277 | 264 |
| 1615900 | MUSTARD-PREPARED | MT | 1,591 | 1,816 | 2,424 | 3,003 |
| 1616100 | MUSTARD SEEDS-WHOLE | MT | 31,995 | 28,059 | 10,013 | 7,997 |
| 1616300 | NUTMEG-UNGROUND | MT | 2,067 | 2,356 | 4,099 | 4,485 |
| 1616500 | NUTMEG-GROUND | MT | 16 | 18 | 66 | 40 |
| 1616700 | ORIGANUM-CRUDE | MT | 2,257 | 2,981 | 3,852 | 5,183 |
| 1616900 | ORIGANUM-MANUFACTURED | MT | 18 | 91 | 23 | 156 |
| 1617100 | PAPRIKA-GROUND,UNGROUND | MT | 4,909 | 5,627 | 7,355 | 8,343 |
| 1617300 | PARSLEY-CRUDE | MT | 166 | 109 | 163 | 155 |
| 1617500 | PARSLEY-MANUFACTURED | MT | 80 | 64 | 220 | 246 |
| 1617720 | PEPPER-BLACK, UNGROUND | MT | 23,361 | 24,596 | 50,291 | 41,650 |
| 1617740 | PEPPER-WHITE, UNGROUND | MT | 2,458 | 3,031 | 6,674 | 7,642 |
| 1617900 | PEPPER-BLACK, WHITE, GROUND | MT | 14 | 22 | 44 | 69 |
| 1618000 | PEPPER-ANAHEIM, ANCHO, UNGROUND | MT | 544 | 1,279 | 730 | 1,519 |
| 1618300 | PEPPER-RED, UNGROUND | MT | 3,733 | 3,526 | 4,429 | 4,401 |
| 1618400 | PEPPER-RED, GROUND | MT | 83 | 111 | 154 | 172 |
| 1618600 | PIMENTO, ALLSPICE-UNGROUND | MT | 531 | 771 | 797 | 1,267 |
| 1618800 | PIMENTO, ALLSPICE-GROUND | MT | 1 | 4 | 1 | 3 |
| 1619000 | ROSEMARY-CRUDE | MT | 279 | 186 | 159 | 111 |
| 1619200 | ROSEMARY-MANUFACTURED | MT | 0 | 0 | 1 | 2 |
| 1619400 | SAGE-UNGROUND | MT | 1,278 | 1,409 | 1,976 | 3,224 |
| 1619600 | SAGE-GROUND, RUBBED | MT | 1 | 1 | 3 | 3 |
| 1620100 | SAVORY-CRUDE | MT | 100 | 94 | 121 | 180 |
| 1620300 | SAVORY-MANUFACTURED | MT | 0 | 1 | 3 | 3 |
| 1620500 | TARRAGON-CRUDE | MT | 15 | 18 | 108 | 114 |
| 1620700 | TARRAGON-MANUFACTURED | MT | 2 | 2 | 10 | 8 |
| 1620900 | THYME-CRUDE | MT | 489 | 760 | 629 | 1,084 |
| 1621100 | THYME-MANUFACTURED | MT | 2 | 5 | 2 | 9 |
| 1621300 | TURMERIC | MT | 1,864 | 1,493 | 1,984 | 1,645 |
| 1621500 | MIXED SPICES, SPICE SEEDS, NSPF | MT | 709 | 764 | 914 | 1,201 |
| 1651500 | APPLE, PEAR JUICE-N/O 1% ALC | MLT | 166,222 | 237,358 | 35,460 | 62,464 |
| 1652520 | LIME JUICE-N/O 1% ALC, N/CONC | MLT | 369 | 174 | 326 | 189 |
| 1652540 | LIME JUICE-N/O 1% ALC, CONC | MLT | 4,025 | 4,423 | 1,017 | 1,033 |
| 1653000 | CITRUS JUICE, NES-NOT CONC | MLT | 531 | 642 | 461 | 786 |
| 1653540 | ORANGE JUICE-CONCENTRATED | MLT | 348,290 | 729,440 | 70,216 | 132,149 |
| 1653570 | CITRUS JUICE, NSPF-CONC | MLT | 1,369 | 3,002 | 200 | 630 |
| 1654000 | GRAPE JUICE-N/O 1% ALCOHOL | MLT | 1,323 | 0 | 291 | 0 |
| 1654020 | GRAPE JUICE-NOT CONCENTRATED | MLT | 204 | 269 | 166 | 250 |
| 1654040 | GRAPE JUICE-CONCENTRATED, FRZ | MLT | 1,378 | 534 | 401 | 149 |
| 1654060 | GRAPE JUICE-CONC, NOT FROZEN | MLT | 838 | 1,259 | 307 | 605 |
| 1654400 | PINEAPPLE JUICE-NOT CONC | MLT | 15,137 | 20,234 | 3,049 | 4,594 |
| 1654600 | PINEAPPLE JUICE-CONCENTRATED | MLT | 83,225 | 95,500 | 9,804 | 13,376 |
| 1655000 | PRUNE JUICE-N/O 1% ALCOHOL | MLT | 2,173 | 2,126 | 524 | 622 |
| 1655500 | FRUIT JUICE-UNMXD, N/O 1% ALC | MLT | 10,509 | 9,121 | 6,040 | 7,269 |
| 1656500 | FRUIT JUICE-MIXED, N/O 1% ALC | MLT | 90 | 39 | 51 | 19 |
| 1662000 | GINGER ALE, GINGER BEER, ETC | MLT | 1,086 | 1,113 | 492 | 507 |
| 1663000 | VEG JUICE-UNDER 0.5% ALCOHOL | MLT | 461 | 1,297 | 221 | 604 |
| 1664000 | BEVERAGES, NES-UNDER 0.5% ALC | MLT | 881 | 0 | 491 | 0 |
| 1664040 | BEVERAGES-NSPF | MLT | 2,132 | 5,179 | 1,324 | 2,758 |
| 1670515 | ALE, BEER, ETC-NO/1 LIT, GL CCNT | MLT | 259,611 | 418,533 | 160,183 | 278,335 |

TABLE 15 --U.S. AGRICULTURAL IMPORTS: QUANTITY AND VALUE BY COMMODITY,
FISCAL YEARS 1978 AND 1979--CONTINUED

| TSUSA NUMBER | COMMODITY | UNIT | QUANTITY | | VALUE | |
|-----------------|---------------------------------|------|----------|---------|--------------------|--------------------|
| | | | 1978 | 1979 | 1978 1,000 DOL. | 1979 1,000 DOL. |
| 1670520 | ALE, BEFR, ETC-CONTAINER N/O 1 | MLT | 56,555 | 0 | 30,907 | 0 |
| 1670530 | ALE, BEFR, ETC-NO/1, OTHER CONT | MLT | 19,922 | 22,352 | 10,889 | 12,857 |
| 1670540 | ALE, BEFR, ETC-CONTAINER OVER 1 | MLT | 37,184 | 94,882 | 11,599 | 15,562 |
| 1671020 | WINE-CHAMPAGNE, NOT OVER \$6 | MLT | 3,934 | 4,094 | 4,169 | 4,136 |
| 1671040 | WINE-CHAMPAGNE, OVER \$6 | MLT | 9,794 | 12,511 | 42,824 | 62,993 |
| 1671500 | CIDER-FERMENTED, ETC | MLT | 1,900 | 2,129 | 1,548 | 1,459 |
| 1672000 | WINE-PRUNE | MLT | 0 | 3 | 0 | 4 |
| 1672500 | WINE-RICE, SAKE | MLT | 1,824 | 1,641 | 2,588 | 2,460 |
| 1673020 | WINE-GRAPE, N/O \$4, N/O 1 | MLT | 121,431 | 127,825 | 95,214 | 108,610 |
| 1673040 | WINE-GRAPE, OVER \$4, N/O 1 | MLT | 138,141 | 162,769 | 291,961 | 363,852 |
| 1673200 | WINE-GRAPE, N/O 14% ALC, OV 1 | MLT | 52 | 321 | 79 | 239 |
| 1673400 | WINE-MARSALA, >14% ALC, N/O 1 | MLT | 466 | 473 | 732 | 740 |
| 1673520 | WINE-SHERRY, CONT NOT OVER 1 | MLT | 8,997 | 9,855 | 26,144 | 30,373 |
| 1673540 | WINE-SHERRY, CONT OVER 1 | MLT | 106 | 121 | 249 | 283 |
| 1673700 | WINE-STILL, GRAPE, OTHER | MLT | 1,015 | 932 | 3,120 | 2,783 |
| 1673720 | WINE-GRAPE, > 14% ALC, N/O 1 | MLT | 275 | 0 | 648 | 0 |
| 1673740 | WINE-GRAPE, >14% ALC, OVER 1 | MLT | 11 | 0 | 29 | 0 |
| 1674000 | VERMOUTH-CONTAINER, N/O 1 | MLT | 14,676 | 12,429 | 17,400 | 16,472 |
| 1674200 | VERMOUTH-CONTAINER, > 1 | MLT | 7 | 7 | 10 | 15 |
| 1675000 | ALCOHOLIC BEV, NES-FERMENTED | MLT | 12,983 | 11,072 | 9,743 | 10,900 |
| 1679000 | IMITATIONS OF WINES | MLT | 0 | 7 | 0 | 9 |
| 1700500 | TOBACCO-LEAF, MIXED, STEMMED | MT | 0 | 0 | 1 | 0 |
| 1701000 | TOBACCO-WRAPPER, NOT STEMMED | MT | 726 | 709 | 8,396 | 7,593 |
| 1701500 | TOBACCO-WRAPPER, STEMMED | MT | 0 | 9 | 0 | 189 |
| 1702000 | TOBACCO-FILLER, MIXED, N/S | MT | 21 | 858 | 70 | 2,960 |
| 1702500 | TOBACCO-FLR, MIXD, STEMMED | MT | 1 | 14 | 4 | 44 |
| 1702800 | TOBACCO-LF, N/S, TURK, <8.6 IN | MT | 76,285 | 76,575 | 235,354 | 236,075 |
| 1703210 | TOBACCO-LF, N/S-FLUE CURED | MT | 3,054 | 4,697 | 5,914 | 9,526 |
| 1703230 | TOBACCO-LF, N/S-BURLEX | MT | 8,169 | 5,188 | 10,785 | 7,760 |
| 1703240 | TOBACCO-LEAF, NOT STEMMED, NES | MT | 3,004 | 1,148 | 5,942 | 1,541 |
| 1703500 | TOBACCO-LEAF, STEMMED, NES | MT | 5 | 16 | 10 | 55 |
| 1704000 | TOBACCO-FLR, LEAF, N/S, NSPF | MT | 2,222 | 1,742 | 4,488 | 4,411 |
| 1704500 | TOBACCO-FLR, STEMMED, NES | MT | 1,134 | 1,170 | 4,014 | 4,569 |
| 1705000 | TOBACCO-STEMS, N/CUT, N/GROUND | MT | 4,527 | 7,224 | 1,344 | 3,222 |
| 1706020 | TOBACCO-SCRAP, CIGARETTE LEAF | MT | 13,228 | 15,857 | 18,476 | 22,598 |
| 1706040 | TOBACCO-SCRAP, OTHER | MT | 38,534 | 49,446 | 76,260 | 98,631 |
| 1750300 | APRICOT AND PEACH KERNELS | MT | 211 | 31 | 367 | 85 |
| 1750600 | CASTOR BEANS | MT | 0 | 3 | 0 | 2 |
| 1750900 | COPRA-SPECIAL PROCLAMATION | MT | 0 | 424 | 0 | 296 |
| 1751500 | COTTONSEED | MT | 18 | 7 | 2 | 2 |
| 1751800 | FLAXSEED OR LINSEED | MT | 18,812 | 55,008 | 3,173 | 13,392 |
| 1752100 | HEMPSEED | MT | 84 | 89 | 64 | 71 |
| 1752800 | PALM NUT KERNELS & PALM NUTS | MT | 3 | 0 | 3 | 1 |
| 1753300 | PERILLA SEED | MT | 0 | 0 | 0 | 1 |
| 1753600 | POPPY SEED | MT | 2,423 | 2,407 | 1,755 | 1,437 |
| 1753900 | RAPESEED | MT | 400 | 391 | 271 | 228 |
| 1754500 | SESAME SEED | MT | 30,462 | 32,567 | 24,646 | 32,022 |
| 1754800 | SOYBEANS-CERTIFIED SEED | MT | 0 | 167 | 0 | 72 |
| 1754900 | SOYBEANS-EX CERTIFIED SEED | MT | 73 | 59 | 45 | 47 |
| 1755100 | SUNFLOWER SEED | MT | 3,368 | 5,553 | 803 | 1,475 |
| 1755700 | OIL BEARING NUT, SEED, KERNEL | MT | 409 | 199 | 106 | 433 |
| 1760000 | OIL-BABASSU | MT | 15 | 1,190 | 19 | 1,062 |
| 1760100 | OIL-CASTOR, N/O 15 CENTS | MT | 0 | 0 | 1 | 0 |
| 1761400 | CIL-CASTOR O/200 COLOR VALUE | MT | 40,156 | 47,934 | 34,470 | 34,962 |
| 1761500 | CIL-CASTOR O/200 OTHER | MT | 5,813 | 4,547 | 5,568 | 3,425 |
| 1761600 | OIL-CORN | MT | 1,523 | 2 | 1,368 | 3 |
| 1761700 | OIL-COCONUT | MT | 90,264 | 0 | 43,503 | 0 |
| 1761720 | OIL-COCONUT, CRUDE | MT | 332,172 | 403,354 | 172,694 | 325,206 |
| 1761740 | OIL-COCONUT, REFINED | MT | 22,229 | 35,039 | 12,682 | 31,154 |
| 1761800 | OIL-COTTONSEED | MT | 10 | 0 | 11 | 1 |
| 1762000 | OIL-CROTON | MT | 3 | 16 | 9 | 34 |
| 1762400 | OIL-KAPOK | MT | 0 | 1 | 0 | 2 |
| 1762600 | OIL-FLAXSEED OR LINSEED | MT | 15 | 9 | 14 | 11 |
| 1762800 | OIL-OLIVE, INEDIBLE | MT | 64 | 50 | 71 | 72 |
| 1762900 | OIL-OLIVE, UNDER 40 | MT | 14,223 | 13,528 | 21,325 | 23,299 |

TABLE 15 --U.S. AGRICULTURAL IMPORTS: QUANTITY AND VALUE BY COMMODITY,
FISCAL YEARS 1978 AND 1979--CONTINUED

| TSUSA NUMBER | COMMODITY | UNIT | QUANTITY | | VALUE | |
|-----------------|---------------------------------|------|----------|---------|--------------------|--------------------|
| | | | 1978 | 1979 | 1978 1,000 DOL. | 1979 1,000 DOL. |
| 1763000 | OIL-OLIVE, 40 PLUS | MT | 13,747 | 13,350 | 15,426 | 18,056 |
| 1763300 | OIL-PALM KERNEL, EDIBLE | MT | 13,031 | 0 | 8,029 | 0 |
| 1763320 | OIL-PALM-KERNEL, CRUDE | MT | 40,161 | 60,821 | 23,667 | 46,605 |
| 1763340 | OIL-PALM-KERNEL, REFINED | MT | 2,432 | 4,229 | 3,132 | 6,777 |
| 1763400 | OIL-PALM | MT | 39,575 | 0 | 18,947 | 0 |
| 1763420 | OIL-PALM, CRUDE | MT | 59,598 | 78,186 | 26,790 | 44,730 |
| 1763440 | CIL-PALM, REFINED | MT | 65,204 | 47,512 | 26,187 | 28,245 |
| 1763800 | CIL-PEANUT | MT | 15 | 22 | 17 | 33 |
| 1764000 | OIL-PEPILLA | MT | 0 | 0 | 2 | 0 |
| 1764200 | OIL-POPPY SEED | MT | 3 | 3 | 8 | 9 |
| 1764400 | OIL-RAPESEED, INED, FOR MFG | MT | 3,225 | 4,701 | 2,068 | 3,122 |
| 1764500 | OIL-RAPESEED, INED, N/FOR MFG | MT | 69 | 325 | 56 | 219 |
| 1764600 | OIL-RAPESEED, EDIBLE, FOR MFG | MT | 1,242 | 418 | 794 | 306 |
| 1764700 | OIL-RAPESEED, ED, N/FOR MFG | MT | 1,176 | 1,103 | 751 | 761 |
| 1764900 | OIL-SESAME, INEDIBLE | MT | 3 | 6 | 11 | 28 |
| 1765000 | OIL-SESAME, EDIBLE | MT | 1,569 | 1,568 | 3,334 | 3,908 |
| 1765200 | OIL-SOYBEAN | MT | 37 | 6 | 39 | 6 |
| 1765400 | OIL-SUNFLOWER, INEDIBLE | MT | 0 | 1 | 0 | 1 |
| 1765500 | OIL-SUNFLOWER, EDIBLE | MT | 58 | 132 | 55 | 122 |
| 1765800 | OIL-SWFET ALMOND | MT | 20 | 2 | 33 | 4 |
| 1766000 | OIL-TUNG | MT | 8,326 | 7,855 | 16,048 | 9,879 |
| 1766400 | OILS-NUT, NSPF | MT | 976 | 3,972 | 932 | 4,362 |
| 1767000 | OILS-VEGETABLE, EX NUT, NSPF | MT | 95 | 166 | 242 | 475 |
| 1769000 | VEGETABLE TALLOW | MT | 1 | 12 | 4 | 6 |
| 1775000 | LARD | MT | 123 | 74 | 58 | 34 |
| 1775600 | TALLOW | MT | 1,189 | 225 | 420 | 80 |
| 1775800 | WOOL GREASE, MEDICINAL | MT | 385 | 155 | 362 | 223 |
| 1776200 | WOOL GREASE, NES | MT | 3,439 | 4,703 | 1,584 | 2,274 |
| 1776700 | ANIMAL OILS, ETC, NES-ED, MILK | MT | 543 | 556 | 935 | 1,128 |
| 1776900 | ANIMAL OILS, ETC, NES-ED, OTHER | MT | 121 | 108 | 65 | 67 |
| 1777200 | ANIMAL OILS, ETC, NES-INEDIBLE | MT | 276 | 139 | 241 | 19 |
| 1781000 | HYDROGENATED OILS & LARD SUB | MT | 2,225 | 2,300 | 2,135 | 2,241 |
| 1782500 | OIL MIXTURES-LINSEED | MT | 0 | 0 | 2 | 3 |
| 1783000 | OIL MIXTURES-EX LINSEED | MT | 833 | 784 | 1,966 | 2,044 |
| 1821000 | CORNED BEEF PASH | MT | 0 | 23 | 0 | 1 |
| 1821100 | PASTE, HASH, PUDDINGS, ETC, NES | NA | --- | --- | 359 | 358 |
| 1821500 | BEAN CAKE, ETC, NES | MT | 1,250 | 1,432 | 1,884 | 2,326 |
| 1822000 | BISCUITS, WAFERS, CAKES, ETC | MT | 42,709 | 45,382 | 69,322 | 78,242 |
| 1822520 | RYE BRFD-YEAST LEAVENED | MT | 1,275 | 902 | 1,701 | 1,191 |
| 1822550 | BREAD IN LOAF-EXCEPT RYE | MT | 1,054 | 926 | 865 | 700 |
| 1822560 | BREAD CRUMBS | MT | 14,482 | 15,898 | 8,586 | 9,458 |
| 1823000 | CEREAL BREAKFAST FOODS & PREP | MT | 3,565 | 8,834 | 3,090 | 5,579 |
| 1823500 | MACARONI, ETC-EXCLUDES EGGS | MT | 27,213 | 31,215 | 20,081 | 23,692 |
| 1823600 | MACARONI, ETC-CONTAINING EGGS | MT | 3,292 | 3,521 | 3,269 | 3,745 |
| 1824000 | YEAST EXTRACT-NOT ALCOHOLIC | MT | 1,229 | 866 | 2,864 | 2,359 |
| 1824500 | SAUCE-THIN SOY | MT | 5,821 | 6,140 | 3,745 | 4,114 |
| 1824600 | SAUCES-EXCEPT THIN SOY | MT | 8,975 | 11,123 | 10,754 | 14,278 |
| 1825200 | SOUPS AND BROTHS | MT | 4,762 | 4,203 | 18,397 | 18,176 |
| 1825500 | VINEGAR-MALT | MLT | 212 | 88 | 54 | 32 |
| 1825800 | VINEGAR-OTHER THAN MALT | MLT | 2,274 | 2,002 | 863 | 1,086 |
| 1827000 | WILD RICE-CRUDE, PROCESSED | MT | 215 | 204 | 1,265 | 1,630 |
| 1829000 | GELATIN-EDIBLE | NA | --- | --- | 774 | 744 |
| 1829200 | EDIBLE PREP, NSPF->5.5% B/FAT | MT | 998 | 1,173 | 1,098 | 1,327 |
| 1829600 | WHEAT GLUTEN | MT | 23,121 | 23,540 | 20,733 | 19,293 |
| 1829850 | ED PREP, NSPF, OV 45% B/FAT G | MT | 6 | 0 | 8 | 0 |
| 1829860 | ED PREP, NSPF, >5.5% B/F G | MT | 2 | 4 | 3 | 5 |
| 1829870 | PANCAK FLOUR & OTHER MIXES | MT | 4,755 | 5,104 | 2,271 | 2,999 |
| 1829880 | ED PREP, NSPF, N/Q | MT | 6,940 | 0 | 6,965 | 0 |
| 1829888 | EDIBLE PREPARATIONS, NSPF | MT | 0 | 21,967 | 0 | 29,484 |
| 1829890 | EDIBLE PREPARATIONS-OTHER | MT | 21,944 | 6,746 | 27,265 | 8,748 |
| 1841000 | BRAN, SHORTS, AND PIDDINGS | MT | 202,767 | 171,861 | 17,180 | 16,363 |
| 1842000 | BEEF PULP-DRIED | MT | 77 | 188 | 9 | 15 |
| 1842500 | BREWERS GRAIN, MALT SPROUTS | MT | 77,984 | 109,502 | 6,260 | 9,877 |
| 1843000 | HAY | MT | 124,048 | 80,682 | 7,077 | 4,572 |
| 1843500 | STRAW-EXCEPT RICE AND FLAX | MT | 15,033 | 16,811 | 653 | 812 |

TABLE 15 --U.S. AGRICULTURAL IMPORTS: QUANTITY AND VALUE BY COMMODITY,
FISCAL YEARS 1978 AND 1979--CONTINUED

| TSUSA NUMBER | COMMODITY | UNIT | QUANTITY | | VALUE | |
|-----------------|----------------------------------|------|----------|--------|--------------------|--------------------|
| | | | 1978 | 1979 | 1978 1,000 DOL. | 1979 1,000 DOL. |
| 1844000 | GRAIN HULLS-GROUND, UNGROUND | MT | 10,892 | 11,166 | 321 | 324 |
| 1844500 | SCREENINGS,ETC-FLAXSEED | MT | 2,845 | 3,351 | 209 | 271 |
| 1844700 | SCREENINGS,ETC-EX FLAXSEED | MT | 48,129 | 41,294 | 3,121 | 2,921 |
| 1845000 | OILCAKE & MEAL-LINSEED | MT | 3,459 | 1,928 | 560 | 400 |
| 1845240 | OILCAKE & MEAL-COTTONSEED | MT | 3,155 | 8,150 | 599 | 1,432 |
| 1845270 | OILCAKE & MEAL, NSPF-VEG | MT | 2,654 | 0,112 | 602 | 1,312 |
| 1845520 | TANKAGE-ANIMAL FEED | MT | 6,699 | 5,683 | 1,727 | 1,710 |
| 1846000 | HORSEMEAT-RAW, INEDIBLE | MT | 72 | 146 | 20 | 67 |
| 1846100 | MEAT-RAW, ANIMAL FEED | MT | 1,095 | 1,515 | 148 | 215 |
| 1846500 | MEAT-PREP, PRES, ANIMAL FEED | MT | 237 | 283 | 587 | 525 |
| 1847020 | PET FOOD-MILLING BYPRODUCTS | MT | 5,472 | 9,572 | 9,074 | 11,860 |
| 1847070 | ANIMAL FEEDS-MIXED, EX MEAT | MT | 42,970 | 67,229 | 4,698 | 8,583 |
| 1847520 | ANIMAL FEEDS CONTAINING MILK | MT | 6,393 | 7,556 | 3,666 | 4,440 |
| 1847540 | ANIMAL FEEDS, OTHER N/Q | MT | 32,518 | 19,028 | 9,742 | 11,079 |
| 1861000 | FEATHERS, DOWNS-CRUDE, OSTRICH | MT | 30 | 28 | 1,179 | 1,238 |
| 1861550 | FEATHERS | MT | 81 | 41 | 1,471 | 152 |
| 1861555 | DOWNS | MT | 45 | 16 | 1,571 | 389 |
| 1861560 | FEATHERS | MT | 3,720 | 3,247 | 53,775 | 17,158 |
| 1861565 | DOWNS | MT | 1,857 | 800 | 38,119 | 15,513 |
| 1863000 | BRISTLES-CRUDE, PROCESSED | MT | 793 | 1,216 | 5,986 | 10,558 |
| 1865510 | HAIR-BOVINE EAR, BEARD, ETC | MT | 12 | 42 | 1,833 | 1,233 |
| 1865520 | HAIR-CRUDE, HORSE MANE & TAIL | MT | 328 | 244 | 1,828 | 1,365 |
| 1865530 | HAIR-BODY, HORSE & CATTLE | MT | 271 | 289 | 1,397 | 1,647 |
| 1865540 | HAIR-GOAT AND KID, EX BEARD | MT | 541 | 452 | 487 | 467 |
| 1865550 | HAIR-COARSE, NSPF | MT | 350 | 350 | 918 | 1,059 |
| 1901000 | BLOOD-DRIED, ALBUMIN | MT | 0 | 0 | 1 | 6 |
| 1901500 | ALBUMIN, NSPF | MT | 773 | 934 | 1,086 | 1,863 |
| 1902000 | BLOOD, NSPF-DRIED | MT | 293 | 10 | 181 | 656 |
| 1905500 | HOOFS AND HORNS-CRUDE | MT | 137 | 206 | 220 | 218 |
| 1905820 | SAUSAGE CASINGS-SHEEP, LAMB, ET | MT | 2,204 | 1,900 | 15,471 | 16,519 |
| 1905840 | SAUSAGE CASINGS-NSPF | MT | 7,961 | 10,211 | 31,781 | 34,358 |
| 1905860 | INTESTINES, ETC-NOT CASINGS | MT | 118 | 123 | 2,987 | 2,370 |
| 1911520 | BULL SFMEN(BOVINE) | NA | --- | --- | 1,864 | 1,750 |
| 1911540 | OTHER | MT | 283 | 278 | 2,922 | 3,735 |
| 1921500 | CITRUS JUICE-UNFIT BEVERAGE | MT | 729 | 1,102 | 1,155 | 2,153 |
| 1922000 | CUT FLOWERS-FRESH | NA | --- | --- | 52,070 | 74,864 |
| 1922200 | GUAR SEEDS | MT | 1 | 0 | 5 | 1 |
| 1922500 | HOPS | MT | 4,748 | 5,089 | 12,803 | 16,928 |
| 1923000 | HOP EXTRACT | MT | 0 | 0 | 3 | 2 |
| 1923500 | LUPULIN | MT | 0 | 0 | 0 | 2 |
| 1924000 | LICORICE ROOT | MT | 26,349 | 22,780 | 10,637 | 9,265 |
| 1924500 | LICORICE EXTRACT | MT | 1,789 | 1,437 | 3,927 | 3,944 |
| 1925500 | BROOMCORN | MT | 11,069 | 9,066 | 13,376 | 14,126 |
| 1926000 | STRAW-FLAX | MT | 83 | 14 | 21 | 4 |
| 1926500 | FIBERS-ISTLE, TAMPICO, CRUDE | MT | 15 | 0 | 5 | 0 |
| 1926600 | FIBERS-ISTLE | MT | 3,009 | 8,305 | 3,749 | 7,399 |
| 1928000 | STRAW & FIBER-VEG SUB, NSPF | MT | 4,206 | 473 | 2,530 | 378 |
| 1929000 | TEASELS | MT | 2 | 0 | 5 | 0 |
| 1931000 | TONKA BEANS | MT | 61 | 55 | 84 | 182 |
| 1931500 | VANILLA BEANS | MT | 1,091 | 779 | 21,572 | 21,864 |
| 1932000 | WAFERS-INEDIBLE | MT | 21 | 15 | 170 | 181 |
| 1932500 | VEG SUBSTANCE-CRUDE, NSPF | NA | --- | --- | 2,948 | 0 |
| 1932520 | VEGETABLE SUBSTANCE-CRUDE | NA | --- | --- | 1,779 | 5,920 |
| 1932540 | DRUGS-GINSENG | MT | 0 | 1 | 16 | 26 |
| 1932560 | VEGETABLE SUBSTANCE-NSPF | NA | --- | --- | 10,101 | 6,353 |
| 3001020 | COTTON-HARSH, ROUGH, ST >3/4 IN | MT | 139 | 302 | 220 | 316 |
| 3001040 | COTTON-RAW, NES, ST <1-1/8 INCH | MT | 91 | 495 | 142 | 542 |
| 3001560 | COTTON-RAW, ST >1-3/8<1-11/16 IN | MT | 606 | 504 | 1,408 | 1,167 |
| 3003000 | COTTON LINTERS | MT | 13,923 | 14,398 | 4,281 | 4,873 |
| 3040200 | ABACA-RAW AND WASTES | MT | 21,727 | 22,487 | 11,650 | 13,171 |
| 3040600 | COIR-RAW AND WASTES | MT | 10,954 | 10,378 | 2,186 | 1,770 |
| 3041000 | FLAX-RAW | MT | 1 | 0 | 2 | 0 |
| 3041200 | FLAX-WASTES | MT | 309 | 250 | 296 | 511 |
| 3041600 | FLAX-HACKLED | MT | 89 | 120 | 172 | 244 |
| 3042000 | HEMP-RAW AND WASTES | MT | 148 | 0 | 94 | 0 |

TABLE 15 --U.S. AGRICULTURAL IMPORTS: QUANTITY AND VALUE BY COMMODITY,
FISCAL YEARS 1978 AND 1979--CONTINUED

| TSUSA NUMBER | COMMODITY | UNIT | QUANTITY | | VALUE | |
|-----------------|---------------------------------|------|----------|--------|--------------------|--------------------|
| | | | 1978 | 1979 | 1978 1,000 DOL. | 1979 1,000 DOL. |
| 3043220 | LUTE MTTTS-WASTES | MT | | | | |
| 3043240 | JUTE-RAW, NES | MT | 7,146 | 13,079 | 1,370 | 2,204 |
| 3043800 | KAPOK-RAW AND WASTES | MT | 6,432 | 11,628 | 1,872 | 2,923 |
| 3044600 | SISAL, MENEQUEN-RAW AND WASTES | MT | 6,549 | 70,941 | 4,196 | 3,264 |
| 3045000 | SUNN-RAW AND WASTES | MT | 10,489 | 21,220 | 3,680 | 3,580 |
| 3045600 | VEG FIBERS, NES-RAW, WASTES | MT | 0 | 31 | 0 | 13 |
| 3060002 | WOOL-N/MERINO, N/SORTED, FREE | MT | 757 | 728 | 157 | 76 |
| 3060004 | WOOL-N/MERINO, SCOURED, FREE | MT | 14 | 0 | 33 | 0 |
| 3060012 | WOOL-N/O 40S, N/SORTED, FREE | MT | 54 | 39 | 105 | 121 |
| 3060014 | WOOL-N/O 40S, SCOURED, FREE | MT | 216 | 29 | 437 | 68 |
| 3060022 | WOOL-40S TO 44S, N/SORTED, FREE | MT | 209 | 19 | 554 | 50 |
| 3060024 | WOOL-40S TO 44S, SCOURED, FREE | MT | 17 | 0 | 45 | 0 |
| 3060032 | WOOL-44S TO 46S, N/SORTED, FREE | MT | 21 | 0 | 71 | 0 |
| 3060034 | WOOL-44S TO 46S, SCOURED, FREE | MT | 8 | 0 | 21 | 0 |
| 3061011 | WOOL-N/O 40S, ON SKIN | MT | 52 | 21 | 213 | 115 |
| 3061102 | WOOL-N/MERINO, NOT SORTED | MT | 4 | 6 | 6 | 7 |
| 3061112 | WOOL-N/O 40S, NOT SORTED | MT | 112 | 155 | 251 | 331 |
| 3061203 | WOOL-N/MERINO, SORTED | MT | 4,037 | 3,296 | 9,027 | 8,926 |
| 3061213 | WOOL-N/O 40S, SORTED | MT | 29 | 10 | 87 | 13 |
| 3061304 | WOOL-N/MERINO, SCOURED | MT | 36 | 16 | 81 | 47 |
| 3061314 | WOOL-N/O 40S, SCOURED | MT | 386 | 957 | 963 | 2,809 |
| 3061415 | WOOL-N/O 40S, CARBONIZED | MT | 2,382 | 2,229 | 6,523 | 7,461 |
| 3062021 | WOOL-OV 40S TO 44S, ON SKIN | MT | 1 | 0 | 2 | 0 |
| 3062122 | WOOL-OV 40S TO 44S, N/SORTED | MT | 7 | 0 | 21 | 1 |
| 3062223 | WOOL-OV 40S TO 44S, SORTED | MT | 1,391 | 2,039 | 3,156 | 5,338 |
| 3062324 | WOOL-OV 40S TO 44S, SCOURED | MT | 14 | 79 | 38 | 224 |
| 3062425 | WOOL-OV 40S TO 44S, CARBONIZED | MT | 745 | 858 | 2,136 | 2,765 |
| 3063031 | WOOL-OV 44S TO 46S, ON SKIN | MT | 1 | 7 | 7 | 22 |
| 3063061 | WOOL-OV 56S TO 58S, ON SKIN | MT | 7 | 9 | 22 | 31 |
| 3063132 | WOOL-OV 44S TO 46S, N/SORTED | MT | 0 | 0 | 2 | 0 |
| 3063152 | WOOL-OV 48S TO 56S, N/SORTED | MT | 837 | 598 | 1,954 | 2,583 |
| 3063162 | WOOL-OV 56S TO 58S, N/SORTED | MT | 973 | 4,266 | 2,018 | 10,474 |
| 3063172 | WOOL-58S AND FINER, N/SORTED | MT | 40 | 0 | 73 | 0 |
| 3063233 | WOOL-OV 44S TO 46S, SORTED | MT | 7,471 | 6,306 | 18,381 | 16,493 |
| 3063253 | WOOL-OV 48S TO 56S, SORTED | MT | 42 | 31 | 104 | 83 |
| 3063334 | WOOL-OV 44S TO 46S, SCOURED | MT | 0 | 1 | 1 | 6 |
| 3063354 | WOOL-OV 48S TO 56S, SCOURED | MT | 728 | 1,238 | 2,154 | 3,715 |
| 3063364 | WOOL-OV 56S TO 58S, SCOURED | MT | 1,520 | 814 | 4,019 | 2,481 |
| 3063374 | WOOL-58S AND FINER, SCOURED | MT | 140 | 0 | 350 | 0 |
| 3063455 | WOOL-OV 48S TO 56S, CARBONIZED | MT | 3,624 | 2,953 | 10,831 | 9,500 |
| 3063475 | WOOL-58S AND FINER, CARBONIZED | MT | 3 | 97 | 16 | 491 |
| 3064293 | HAIR-CAMEL, SORTED | MT | 10 | 59 | 43 | 283 |
| 3064394 | HAIR-CAMEL, SCOURED | MT | 472 | 665 | 2,498 | 3,677 |
| 3065000 | HAIR-ALPACA, LLAMA, ON SKIN | MT | 30 | 2 | 217 | 28 |
| 3065100 | HAIR-ALPACA, LLAMA, N/SORTED | MT | 0 | 0 | 0 | 0 |
| 3065200 | HAIR-ALPACA, LLAMA, SORTED | MT | 6 | 2 | 50 | 40 |
| 3065300 | HAIR-ALPACA, LLAMA, SCOURED | MT | 124 | 42 | 962 | 314 |
| 3066000 | HAIR-CASHMERE GOAT, ON SKIN | MT | 0 | 0 | 0 | 1 |
| 3066100 | HAIR-CASHMERE GOAT, N/SORTED | MT | 0 | 0 | 0 | 0 |
| 3066200 | HAIR-CASHMERE GOAT, SORTED | MT | 37 | 0 | 397 | 0 |
| 3066300 | HAIR-CASHMERE GOAT, SCOURED | MT | 930 | 514 | 7,803 | 5,713 |
| 3067100 | HAIR-ANGORA GOAT, N/SORTED | MT | 214 | 69 | 2,094 | 742 |
| 3067200 | HAIR-ANGORA GOAT, SORTED | MT | 3 | 0 | 14 | 0 |
| 3067300 | HAIR-ANGORA GOAT, SCOURED | MT | 3 | 3 | 15 | 5 |
| 3068000 | HAIR-ANGORA RABBIT, ON SKIN | MT | 0 | 0 | 1 | 0 |
| 3068200 | HAIR-ANGORA RABBIT, SORTED | MT | 0 | 0 | 1 | 0 |
| 3074000 | WOOL, HAIR-WASTES | MT | 0 | 0 | 0 | 6 |
| 3080420 | SILK-TUSSAH, WILD, IN SKEINS | MT | 8 | 4 | 14 | 10 |
| 3080440 | SILK-RAW, IN SKEINS, NES | MT | 0 | 0 | 1 | 0 |
| 4253000 | MONOSODIUM GLUTAMATE | MT | 264 | 360 | 5,355 | 8,440 |
| 4261200 | LIME CITRATE | MT | 10,928 | 8,776 | 13,586 | 12,816 |
| 4350500 | ALGES, JALAP, ETC-CRUDE | MT | 3 | 4 | 6 | 10 |
| 4351000 | ALGES, JALAP, ETC-ADVANCE | MT | 302 | 410 | 641 | 1,041 |
| 4353000 | BARKS-CINCHONA (QUININE), ETC | MT | 4 | 4 | 13 | 13 |
| 4353500 | BELLADONNA | MT | 2 | 153 | 6 | 230 |
| | | MT | 12 | 13 | 36 | 55 |

TABLE 15--U.S. AGRICULTURAL IMPORTS: QUANTITY AND VALUE BY COMMODITY,
FISCAL YEARS 1978 AND 1979--CONTINUED

| TSUSA NUMBER | COMMODITY | UNIT | QUANTITY | | VALUE | |
|-----------------|-------------------------------|------|----------|---------|--------------------|--------------------|
| | | | 1978 | 1979 | 1978 1,000 DOL. | 1979 1,000 DOL. |
| 4354000 | COCA LEAVES | MT | 400 | 386 | 627 | 586 |
| 4354500 | DIGITALIS OR PURPUREA | MT | 3 | 0 | 5 | 1 |
| 4355000 | ERGOT | MT | 1 | 3 | 4 | 14 |
| 4355500 | GENTIAN | MT | 7 | 11 | 18 | 33 |
| 4356000 | HENBANF | MT | 0 | 0 | 0 | 1 |
| 4356500 | AUX VOMICA | MT | 1 | 0 | 8 | 0 |
| 4357000 | OPIUM | MT | 30 | 47 | 15,224 | 15,393 |
| 4357500 | STRAMONIUM | MT | 15 | 6 | 19 | 7 |
| 4374600 | RENNET | MT | 137 | 253 | 639 | 2,084 |
| 4374700 | YEAST-EXCEPT DRIED BREWERS | MT | 1,000 | 1,114 | 1,103 | 1,363 |
| 4374800 | YEAST-DRIED BREWERS | MT | 330 | 0 | 584 | 0 |
| 4374840 | YEAST BREWERS-DRIED, CRUDE | MT | 1,010 | 1,464 | 368 | 540 |
| 4374880 | PAPAIN,FICIN-CRUDE | MT | 52 | 52 | 1,363 | 755 |
| 4374900 | ENZYMES,FERMENTS, NES | MT | 1,264 | 0 | 9,344 | 0 |
| 4374920 | YEAST PREWER-DRIED, EX CRUDE | MT | 223 | 337 | 736 | 438 |
| 4374950 | ENZYMES | MT | 5,302 | 7,706 | 35,437 | 48,747 |
| 4374980 | FERMENTS | MT | 105 | 82 | 1,846 | 1,642 |
| 4391010 | DRUGS-NATURAL,ANIMAL GLDS,CRD | MT | 655 | 702 | 1,307 | 1,002 |
| 4391020 | DRUGS-ANIMAL, CRUDE | MT | 335 | 0 | 3,060 | 0 |
| 4391030 | DRUGS-NATURAL,CRD, ANIMAL BIL | MT | 10 | 4 | 1,445 | 10 |
| 4391040 | DRUGS-VEGETABLE, CRUDE | MT | 2,780 | 0 | 4,932 | 0 |
| 4391050 | DRUGS-NATURAL,CD,GINSENG ROOT | MT | 63 | 130 | 1,604 | 7,736 |
| 4391070 | DRUGS-MAT CRD,PSYLLIUM SD PUS | MT | 3,598 | 4,244 | 6,983 | 6,816 |
| 4393010 | DRUGS-NATURAL,ADVANCED, LIVER | MT | 343 | 378 | 794 | 816 |
| 4393020 | DRUGS-ANIMAL,NATURAL,ADVANCED | MT | 159 | 0 | 944 | 0 |
| 4393030 | DRUGS-ANIMAL,NATURAL,ADVANCED | MT | 221 | 300 | 780 | 1,492 |
| 4393040 | DRUGS-VEGETABLE,NATURAL,ADV | MT | 155 | 0 | 5,207 | 0 |
| 4393050 | DRUGS-MAT ADV, GINSENG | MT | 95 | 96 | 1,890 | 3,605 |
| 4393080 | DRUGS-MAT ADV, POPPY STRAW EX | MT | 39 | 31 | 19,532 | 14,729 |
| 4460510 | RUBBER-GUTTA BALATA | MT | 203 | 1,822 | 442 | 2,586 |
| 4460520 | RUBBER-GUTTA PERCHA,GUTTA,NES | MT | 517 | 155 | 646 | 210 |
| 4460530 | RUBBER-JELUTONG, PONTIANAK | MT | 1,741 | 1,412 | 4,761 | 3,786 |
| 4460540 | RUBBER-LATEX | MT | 62,123 | 58,652 | 58,715 | 63,259 |
| 4460550 | RUBBER-DRY FORM | MT | 716,550 | 738,359 | 607,217 | 816,663 |
| 4501000 | FLAVORING EXTRACT-N/ALC,CAP | NA | --- | --- | 53 | 40 |
| 4502000 | FLAVORING EXTRACT-N/ALC-N/CAP | MT | 1,478 | 182 | 18,070 | 2,596 |
| 4502010 | SPICE OLEORESIN-PAPRIKA | MT | 0 | 151 | 0 | 4,825 |
| 4502020 | SPICE OLEORESIN-NSPF | MT | 0 | 199 | 0 | 2,903 |
| 4502040 | FLAVORING EXTRACTS,NSPF | MT | 0 | 635 | 0 | 5,292 |
| 4503000 | FLAVORING EXTRACT-N/O 20% ALC | MT | 792 | 1,475 | 1,350 | 2,025 |
| 4504000 | FLAVORING EXT-20 TO 50% ALC | MT | 25 | 131 | 171 | 634 |
| 4505000 | FLAVORING EXTRACT->50% ALC | MT | 55 | 73 | 193 | 249 |
| 4520200 | OIL-ALMOND, BITTER | MT | 72 | 49 | 291 | 179 |
| 4520400 | OIL-ANTSE | MT | 22 | 35 | 282 | 487 |
| 4520600 | OIL-BERGAMONT | MT | 38 | 33 | 1,129 | 1,516 |
| 4520800 | OIL-CAMPHOR | MT | 135 | 66 | 426 | 128 |
| 4521000 | OIL-CAPAWAY | MT | 12 | 12 | 286 | 326 |
| 4521200 | CTL-CASSIA | MT | 84 | 82 | 5,406 | 4,898 |
| 4521400 | OIL-CEPAR LEAF | MT | 5 | 6 | 151 | 205 |
| 4521600 | OIL-CINNAMON | MT | 37 | 32 | 239 | 177 |
| 4521800 | OIL-CITRONELLA | MT | 484 | 550 | 1,740 | 2,790 |
| 4522000 | OIL-CLOVE | MT | 466 | 847 | 2,489 | 4,535 |
| 4522200 | OIL-CORNMINT | MT | 219 | 193 | 1,909 | 1,597 |
| 4522400 | OIL-EUCALYPTUS | MT | 177 | 311 | 579 | 957 |
| 4522600 | OIL-GERANIUM | MT | 74 | 73 | 4,322 | 4,517 |
| 4522800 | OIL-GRAPEFRUIT | MT | 23 | 46 | 28 | 68 |
| 4523200 | OIL-LAVENDER, SPIKE LAVENDER | MT | 97 | 154 | 2,371 | 3,517 |
| 4523400 | OIL-LEMON | MT | 367 | 673 | 4,669 | 9,249 |
| 4523600 | OIL-LEMONGRASS | MT | 157 | 158 | 988 | 1,022 |
| 4523800 | OIL-LIME | MT | 696 | 806 | 13,209 | 19,027 |
| 4524000 | OIL-LIGNALDE OR BOIS DE ROSE | MT | 45 | 90 | 457 | 956 |
| 4524200 | OIL-ORANGE FLOWER OR NEROLI | MT | 0 | 0 | 171 | 175 |
| 4524400 | OIL-ORANGE | MT | 789 | 3,033 | 990 | 2,153 |
| 4524600 | OIL-ORIGANUM | MT | 3 | 4 | 64 | 92 |
| 4524800 | OIL-ORPIS | MT | 0 | 0 | 483 | 362 |

TABLE 15 --U.S. AGRICULTURAL IMPORTS: QUANTITY AND VALUE BY COMMODITY,
FISCAL YEARS 1978 AND 1979--CONTINUED

| TSUSA NUMBER | COMMODITY | UNIT | QUANTITY | | VALUE | |
|-----------------|----------------------------------|------|----------|--------|--------------------|--------------------|
| | | | 1978 | 1979 | 1978 1,000 DOL. | 1979 1,000 DOL. |
| 4525000 | CIL-PALMAROSA | MT | 5 | 13 | 224 | 298 |
| 4525200 | CIL-PATCHOULI | MT | 192 | 238 | 3,256 | 4,879 |
| 4525400 | CIL-PEPPERMINT | MT | 3 | 4 | 133 | 100 |
| 4525600 | OIL-PETTIGRAIN | MT | 137 | 153 | 1,278 | 1,541 |
| 4525800 | OIL-PINE NEEDLE | MT | 27 | 12 | 358 | 213 |
| 4526000 | OIL-ROSE OR ATTAR OF ROSES | MT | 1 | 2 | 1,480 | 2,018 |
| 4526200 | OIL-ROSEMARY | MT | 92 | 60 | 894 | 700 |
| 4526400 | OIL-SANDALWOOD | MT | 39 | 40 | 4,511 | 3,948 |
| 4526600 | OIL-THYME | MT | 10 | 11 | 203 | 280 |
| 4526800 | OIL-VETIVERT | MT | 130 | 107 | 8,567 | 6,729 |
| 4527000 | OIL-CANANGA OR YLANG YLANG | MT | 54 | 48 | 2,630 | 2,313 |
| 4528005 | OIL-CEPARWOOD | MT | 16 | 27 | 22 | 58 |
| 4528010 | OIL-CITRUS, NEC | MT | 1 | 26 | 2 | 770 |
| 4528020 | OIL-NUTMEG | MT | 124 | 147 | 2,111 | 2,635 |
| 4528023 | OIL-ONION AND GARLIC | MT | 4 | 3 | 660 | 369 |
| 4528030 | OIL-SASSAFRAS, INC OCOTEA CYM | MT | 331 | 357 | 1,168 | 1,196 |
| 4528035 | OIL-SPFARMINT | MT | 0 | 2 | 0 | 28 |
| 4528040 | OILS, NES-ESSENTIAL, DISTILLED | MT | 376 | 0 | 3,645 | 0 |
| 4528042 | OIL-OTHER ESSENTIAL, DIST ETC | MT | 709 | 1,165 | 14,703 | 20,025 |
| 4550400 | PECTIN | MT | 958 | 944 | 4,922 | 5,557 |
| 4550800 | BONES-CRUDE, GROUND | MT | 14,205 | 6,919 | 3,039 | 1,631 |
| 4551000 | HIDE CUTTINGS-RAW | MT | 2,873 | 2,453 | 450 | 513 |
| 4551200 | OSSEIN | MT | 7,873 | 6,157 | 11,464 | 7,229 |
| 4551400 | GLUE STOCK, NSPF | MT | 5,111 | 7,545 | 298 | 824 |
| 4551600 | GELATIN-EDIBLE, UNDER 40C | MT | 3 | 0 | 1 | 0 |
| 4551800 | GELATIN-EDIBLE, 40 TO 80C | MT | 542 | 56 | 896 | 83 |
| 4552000 | GELATIN-EDIBLE, OVER 80C | MT | 6,362 | 3,656 | 18,996 | 10,875 |
| 4552200 | GELATIN-PHOTO, N/O 80C | MT | 0 | 0 | 0 | 0 |
| 4552400 | GELATIN-PHOTO, OVER 80 CENTS | MT | 1,779 | 1,901 | 10,861 | 12,395 |
| 4553000 | GLUE-VEGETABLE, UNDER 40C | MT | 1 | 0 | 1 | 3 |
| 4553200 | GLUE-VEGETABLE, 40C OR MORE | MT | 14 | 15 | 79 | 56 |
| 4553400 | GLUE-CASEIN | MT | 8 | 24 | 14 | 32 |
| 4554000 | GELATIN-INEDIBLE, UNDER 40C | MT | 15,378 | 8,717 | 8,744 | 6,129 |
| 4554200 | GELATIN-INEDIBLE, 40C OR MORE | MT | 1,656 | 3,897 | 1,801 | 4,282 |
| 4652500 | SALTS-FROM COCONUT, PALM, ETC | MT | 10 | 31 | 20 | 224 |
| 4653000 | SALTS-OF FATS, CILS, NES | MT | 292 | 478 | 332 | 547 |
| 4653500 | FATTY ACIDS-SULFATED, PALM, ETC | MT | 13 | 49 | 30 | 132 |
| 4654000 | FATTY ACIDS, SALTS-SULFATED | MT | 15 | 101 | 18 | 97 |
| 4654500 | FATTY ALC-SULFATED, PALM, ETC | MT | 762 | 988 | 970 | 1,685 |
| 4655000 | FATTY ALCOHOL-SULFATED, NES | MT | 205 | 366 | 244 | 434 |
| 4804000 | BONE ASH, DUST, MEAL | MT | 5,953 | 3,847 | 1,268 | 1,133 |
| 4900500 | OILS, FATS-CHEMICALLY CHANGED | MT | 7 | 13 | 17 | 54 |
| 4901000 | FATTY ACID-OLEIC | MT | 50 | 151 | 28 | 123 |
| 4901200 | FATTY ACID-STEARIC | MT | 31 | 56 | 23 | 51 |
| 4901400 | FATTY ACIDS-ANIMAL, NES | MT | 860 | 616 | 365 | 241 |
| 4902000 | FATTY ACID-LINSEED OIL | MT | 16 | 0 | 14 | 0 |
| 4902200 | FATTY ACIDS-HEMPSEED, ETC | MT | 1,078 | 1,220 | 1,578 | 2,168 |
| 4902400 | FATTY ACID-COCONUT, PALM, ETC | MT | 241 | 0 | 223 | 0 |
| 4902410 | FATTY ACID, DER COCO, PK, P OILS | MT | 332 | 497 | 445 | 684 |
| 4902420 | FATTY ACID, OTHER, VEG | MT | 2,376 | 3,072 | 1,098 | 2,053 |
| 4902600 | FATTY ACIDS-VEGETABLE, NES | MT | 618 | 0 | 339 | 0 |
| 4902650 | FATTY ACID, OTHER | MT | 300 | 516 | 307 | 637 |
| 4902670 | FATTY ACID, NES | MT | 1,574 | 2,220 | 1,041 | 2,161 |
| 4903000 | FATTY SALT-LITHIUM STEARATE | MT | 1 | 0 | 2 | 1 |
| 4903200 | FATTY SALTS-ANIMAL, NES | MT | 465 | 1,215 | 441 | 1,513 |
| 4904400 | FATTY SALTS-LINSEED OIL, ETC | MT | 1 | 0 | 2 | 0 |
| 4904600 | FATTY SALTS-HEMPSEED, ETC | MT | 4 | 2 | 10 | 8 |
| 4905000 | FATTY SALTS-VEGETABLE, NES | MT | 34 | 58 | 50 | 112 |
| 4930200 | BARBASCO, ETC-CRUDE | MT | 5 | 205 | 3 | 176 |
| 4930400 | BARBASCO, ETC-ADVANCED | MT | 705 | 382 | 670 | 589 |
| 4931500 | CASEIN | MT | 55,550 | 53,116 | 63,957 | 80,333 |
| 4931600 | CASEIN MIXTURES | MT | 7,751 | 12,002 | 11,049 | 19,966 |
| 4934200 | MONOSODIUM GLUTAMATE PREP | NA | --- | --- | 148 | 239 |
| 4935500 | PYRETHRUM-CRUDE | MT | 132 | 129 | 87 | 119 |
| 4935600 | PYRETHRUM-ADVANCED | MT | 179 | 161 | 7,071 | 10,838 |

TABLE 13--U.S. AGRICULTURAL IMPORTS: QUANTITY AND VALUE BY COMMODITY,
FISCAL YEARS 1978 AND 1979--CONTINUED

| TSUSA NUMBER | COMMODITY | UNIT | QUANTITY | | VALUE | |
|-----------------|------------------------------|------|----------|-------|--------------------|--------------------|
| | | | 1978 | 1979 | 1978 1,000 DOL. | 1979 1,000 DOL. |
| 4936500 | LACTOSE | MT | 2,167 | 826 | 1,458 | 1,531 |
| 4936600 | LEVULOSE | MT | 2,160 | 3,779 | 2,757 | 5,349 |
| 4940200 | BEESWAX-NOT BLEACHED | MT | 1,164 | 978 | 4,674 | 4,281 |
| 4940800 | WAXES, NSPF-ANIMAL | MT | 147 | 195 | 616 | 734 |
| 4941000 | WAX-CANDELILLA | MT | 1,113 | 526 | 1,600 | 816 |
| 4941200 | WAX-CAPNAUBA | MT | 3,242 | 3,382 | 6,016 | 6,085 |
| 4941400 | WAX-JAPAN | MT | 31 | 46 | 125 | 279 |
| 4941600 | WAX-OURICURY | MT | 15 | 8 | 38 | 19 |
| 4941800 | WAXES, NSPF-VEGETABLE | MT | 133 | 205 | 240 | 168 |
| 8350000 | PLANTS ETC FOR USDA & USBG | NA | --- | --- | 14 | 5 |
| 8670000 | TEA FOR MFG OF CHEM PROD,ETC | MT | 0 | 0 | 0 | 0 |

TABLE 16--U.S. AGRICULTURAL IMPORTS: QUANTITY AND VALUE BY COMMODITY,
FISCAL YEARS 1978 AND 1979

| SCHED. A NUMBER | COMMODITY | UNIT | QUANTITY | | VALUE | |
|--------------------|----------------------------------|------|-----------|---------|--------------------|--------------------|
| | | | 1978 | 1979 | 1978 1,000 DOL. | 1979 1,000 DOL. |
| 0011010 | BULLS-FOR BREEDING | NO | 1,807 | 2,312 | | |
| 0011022 | COWS-DAIRY, FOR BREEDING | NO | 2,874 | 4,508 | 1,503 | 2,983 |
| 0011030 | COWS-EX DAIRY, FOR BREEDING | NO | 2,223 | 5,222 | 1,894 | 4,143 |
| 0011040 | COWS-DAIRY, 700 MTS AND OVER | NO | 2,456 | 6,478 | 2,198 | 5,339 |
| 0011055 | CATTLE-OUTIABLE BY WEIGHT, ETC | NO | 1,230,952 | 844,468 | 1,333 | 5,614 |
| 0012000 | SHEEP, LAMBS, GOATS-LIVE | NO | 11,930 | 8,227 | 216,400 | 224,658 |
| 0013000 | SWINE-LIVE | NO | 184,790 | 133,927 | 667 | 565 |
| 0014000 | POLLTRY-LIVE | NA | --- | --- | 20,111 | 17,551 |
| 0015010 | HORSES-MALE, FOR BREEDING | NO | 87 | 88 | 3,798 | 3,947 |
| 0015015 | HORSES-FEMALE, FOR BREEDING | NO | 134 | 62 | 2,629 | 806 |
| 0015030 | HORSES-N/SLAUGHTER, N/BREEDING | NO | 11,302 | 12,580 | 582 | 378 |
| 0015045 | ASSES, BURROS, HORSES NSPF-LIVE | NO | 6,307 | 4,065 | 66,358 | 92,001 |
| 0015000 | ANIMALS-LIVE, CHLFY FOR FOOD | NO | 300 | 1,022 | 834 | 764 |
| 0111010 | BEEF-WITH BONE, FRESH, FROZEN | MT | 5,765 | 14,338 | 1 | 5 |
| 0111020 | BEEF-WITHOUT BONE, FR, FROZEN | MT | 605,541 | 697,001 | 8,575 | 31,230 |
| 0111030 | VEAL-FRESH, FROZEN | MT | 11,333 | 11,524 | 924,674 | 1,623,597 |
| 0111040 | BEEF AND VEAL-PREP, FR, FROZEN | MT | 3,852 | 3,278 | 17,022 | 27,974 |
| 0112020 | MUTTON-FRESH, FROZEN | MT | 21 | 96 | 4,832 | 6,498 |
| 0112040 | LAMB-FRESH, FROZEN | MT | 15,546 | 19,552 | 17 | 146 |
| 0112060 | GOAT MEAT-FRESH, FROZEN | MT | 155 | 160 | 26,570 | 39,368 |
| 0113000 | PORK-PPESH, FROZEN | MT | 22,116 | 41,226 | 288 | 384 |
| 0115000 | HORSEMEAT-FRESH, FROZEN, BULK | MT | 185 | 12 | 32,195 | 65,354 |
| 0116000 | VARIETY MEATS-FRESH, FROZEN | MT | 2,356 | 4,166 | 134 | 17 |
| 0119020 | FRCG MEAT | MT | 2,648 | 3,490 | 2,314 | 6,936 |
| 0119040 | MEATS, NES-FRESH, FROZEN, ETC | MT | 1,336 | 1,635 | 7,449 | 12,181 |
| 0130020 | HAMS, SHOULDERS-N/COOKED, N/CND | MT | 441 | 273 | 2,809 | 3,459 |
| 0130040 | BACON-N/COOKED, N/BONED, N/CND | MT | 363 | 1,258 | 1,759 | 1,180 |
| 0130060 | PORK, NSPF-N/COCKED, N/CND, ETC | MT | 126 | 92 | 826 | 3,077 |
| 0141000 | MEAT EXTRACTS AND JUICES | MT | 518 | 520 | 315 | 234 |
| 0142025 | SAUSAGE-PORK | MT | 2,077 | 2,255 | 1,975 | 2,523 |
| 0142045 | SAUSAGE-BEEF | MT | 867 | 1,013 | 6,362 | 6,773 |
| 0142060 | SAUSAGE-EXCEPT PORK AND BEEF | MT | 1,762 | 1,729 | 2,577 | 3,107 |
| 0148010 | GOOSE LIVER PRODUCTS | MT | 74 | 50 | 4,446 | 4,427 |
| 0148020 | HAMS, SHOULDERS-COOKED, CANNED | MT | 112,520 | 111,447 | 1,438 | 1,119 |
| 0148030 | BACON-PORK, COCKED, CANNED | MT | 1,816 | 629 | 399,085 | 405,883 |
| 0148040 | PORK, NSPF-BONED, COOKED, CANNED | MT | 4,499 | 6,357 | 3,132 | 1,127 |
| 0148050 | BEEF-EX SAUSAGE, CND | MT | 44,566 | 51,666 | 11,935 | 15,559 |
| 0148060 | BEEF, VEAL, NSPF-PREPARED, PRES | MT | 27,115 | 27,734 | 73,152 | 114,737 |
| 0148070 | MEATS, NSPF-PREP, PRES | MT | 4,546 | 5,541 | 52,413 | 85,762 |
| 0223000 | MILK & CREAM-N/O 45% B/FAT | NA | --- | --- | 13,022 | 14,925 |
| 0224015 | MILK, CREAM-EVAP, CONDENSED | MT | 501 | 217 | 5,846 | 5,133 |
| 0224025 | MILK AND CREAM-DRIED | MT | 1,443 | 1,004 | 607 | 224 |
| 0230000 | BUTTER & CREAM-OV 45% B/FAT | MT | 300 | 364 | 782 | 687 |
| 0240005 | CHEESE-BLUE MOLD | MT | 2,147 | 1,990 | 525 | 686 |
| 0240010 | CHEESE-CHEDDAR | MT | 4,384 | 4,862 | 5,948 | 5,674 |
| 0240017 | CHEESE-EDAM AND GOUDA | MT | 4,219 | 5,028 | 7,444 | 8,043 |
| 0240020 | CHEESE-ROQUEFORT | MT | 616 | 650 | 11,810 | 13,365 |
| 0240025 | CHEESE-REGGIANO, ETC | MT | 5,045 | 3,596 | 3,424 | 3,989 |
| 0240030 | CHEESE-EMMENTHALER, SWISS | MT | 29,182 | 33,643 | 13,811 | 12,372 |
| 0240037 | CHEESE-GRUYERE PROCESS | MT | 8,041 | 7,703 | 77,515 | 95,207 |
| 0240040 | CHEESE-SHEEPMILK, ORG LV GRAT | MT | 4,361 | 5,217 | 16,421 | 16,335 |
| 0240045 | CHEESE-PECORINO, ORG LV N/GRAT | MT | 2,808 | 3,608 | 16,113 | 16,069 |
| 0240055 | CHEESE, NSPF | MT | 39,136 | 44,100 | 5,933 | 7,495 |
| 0250000 | EGGS | NA | --- | --- | 78,550 | 97,612 |
| 0410020 | SEED-WHEAT | MT | 504 | 3,202 | 4,453 | 4,038 |
| 0410045 | WFEAT-EXCEPT SEED | MT | 34 | 1,551 | 98 | 685 |
| 0421000 | RICE-PADDY, ROUGH, BROWN | MT | 53 | 79 | 8 | 216 |
| 0422000 | RICE-MILLED | MT | 906 | 837 | 38 | 70 |
| 0430000 | BARLEY-UNMILLED | MT | 95,467 | 153,889 | 510 | 751 |
| 0440000 | CORN, MAIZE-UNMILLED | MT | 64,707 | 31,685 | 10,447 | 17,351 |
| 0451000 | RYE-UNMILLED | MT | 3,843 | 192 | 11,028 | 7,359 |
| 0452000 | OATS-UNMIL ED | MT | 18,153 | 9,982 | 427 | 26 |
| 0459000 | CEREALS, NES-UNMLD, INC SORGHUM | NA | --- | --- | 1,667 | 1,084 |
| 0482000 | MALT | MT | 41,567 | 67,314 | 3,145 | 2,959 |
| 0483000 | MACARONI, SPAGHETTI, ETC | MT | 30,505 | 34,736 | 8,418 | 13,394 |
| | | | | | 23,350 | 27,437 |

TABLE 16 --U.S. AGRICULTURAL IMPORTS: QUANTITY AND VALUE BY COMMODITY,
FISCAL YEARS 1978 AND 1979--CONTINUED

| SCHEC.A NUMBER | COMMODITY | UNIT | QUANTITY | | VALUE | |
|-------------------|----------------------------------|------|------------|------------|--------------------|--------------------|
| | | | 1978 | 1979 | 1978 1,000 DOL. | 1979 1,000 DOL. |
| 0484010 | BREAD AND BREAD CRUMBS | MT | 16,815 | 17,726 | 11,152 | 11,349 |
| 0484020 | BISCUITS AND WAFERS, ETC | MT | 42,730 | 45,407 | 69,492 | 78,423 |
| 0485000 | CEREAL BREAKFAST FOODS & PREP | MT | 3,565 | 8,834 | 3,090 | 5,579 |
| 0487010 | FLOUR: MEAL, CEREAL GROATS, ETC | NA | --- | --- | 1,940 | 2,397 |
| 0487020 | MALT EXTRACT | NA | --- | --- | 151 | 372 |
| 0541020 | POTATOS-WHITE, CERTIFIED SEED | MT | 30,240 | 27,779 | 2,477 | 2,663 |
| 0541040 | POTATOS-WHITE, EX CERT SEED | MT | 41,041 | 34,233 | 4,018 | 3,171 |
| 0542020 | CHICKPEAS, GARBANZOS, NSPF-DRD | MT | 9,103 | 12,600 | 5,948 | 9,661 |
| 0542040 | VEGETABLES-LEGUMINOUS, DRIED | MT | 15,400 | 13,803 | 7,981 | 6,887 |
| 0543005 | BEANS-FRESH, FROZEN | MT | 10,434 | 12,770 | 7,571 | 9,206 |
| 0543010 | CARROTS-FRESH, FROZEN | MT | 27,195 | 41,301 | 4,144 | 5,506 |
| 0543015 | CUCUMBERS-FRESH, FROZEN | MT | 133,561 | 143,351 | 35,135 | 47,891 |
| 0543020 | GARLIC-FRESH, FROZEN | MT | 12,384 | 21,363 | 2,603 | 12,420 |
| 0543025 | ONIONS-FRESH, FROZEN | MT | 61,366 | 73,087 | 15,605 | 19,932 |
| 0543030 | TURNIPS, RUTABAGAS-FR, FROZEN | MT | 36,413 | 37,667 | 4,451 | 4,644 |
| 0543035 | CAPERS-FRESH, FROZEN | MT | 547 | 612 | 1,781 | 2,223 |
| 0543040 | VEGETABLES, NES-FR, FRZ, DRIED | MT | 226,387 | 245,259 | 97,189 | 117,315 |
| 0544050 | TOMATOS-FRESH, FROZEN | MT | 379,483 | 324,975 | 164,236 | 155,460 |
| 0547010 | ONIONS-BRINE, PICKLED | MT | 1,950 | 2,181 | 1,790 | 1,539 |
| 0547025 | OLIVES-BRINE, N/PITS | MLT | 2,975 | 2,379 | 2,520 | 2,546 |
| 0547040 | BEANS, NSPF, BRINE, PK, IN SALT | MT | 111 | 433 | 81 | 223 |
| 0548400 | HOPS AND LUPULIN | MT | 4,748 | 5,089 | 12,803 | 16,930 |
| 0548910 | VEG PRODUCTS, NES-FRESH, DRIED | NA | --- | --- | 4,735 | 3,954 |
| 0548920 | CHICORY ROOTS-CRUDE | MT | 15 | 481 | 12 | 151 |
| 0562020 | MUSHROOMS-DRIED | MT | 473 | 662 | 7,745 | 9,453 |
| 0562040 | VEGETABLES, NES-DEHYDRATED | MT | 8,506 | 11,843 | 17,104 | 19,234 |
| 0564520 | TAPIOCA, CASSAVA FLOUR & STARCH | MT | 35,004 | 35,142 | 6,584 | 7,599 |
| 0564540 | FLOUR, STARCH-ARROWROOT, SAGO | MT | 1,744 | 1,787 | 757 | 903 |
| 0565012 | ONIONS-PREPARED, PRESERVED, NES | MT | 1,833 | 1,784 | 2,130 | 2,199 |
| 0565022 | PIMIENTOS-BRINE, PICKLED | MT | 7,559 | 3,564 | 5,928 | 4,556 |
| 0565032 | TOMATO PASTE AND SAUCE | MT | 20,744 | 23,523 | 11,943 | 13,776 |
| 0565042 | TOMATOS-PREP, PRES, EX SAUCE | MT | 35,085 | 26,420 | 16,325 | 13,879 |
| 0565060 | MUSHROOMS-PREP, PRES, EX DRD | MT | 41,673 | 6,985 | 99,144 | 16,183 |
| 0565065 | CLIVES-BRINE, N/PITS | MLT | 9,673 | 5,985 | 6,422 | 5,629 |
| 0565067 | CLIVES-BRINE, PITS, STUFFED, CND | MLT | 54,767 | 41,954 | 61,985 | 60,205 |
| 0565080 | VEGETABLES, NES-FREP, PRES | MT | 85,641 | 126,474 | 63,417 | 145,850 |
| 0571000 | ORANGES-FRESH, FREP, PRES | MT | 35,071 | 50,251 | 10,017 | 13,127 |
| 0572000 | CITRUS FRUITS, NES-FRESH, PRES | MT | 14,774 | 15,891 | 4,261 | 5,952 |
| 0573010 | BANANAS-FRESH | MT | 2,235,532 | 2,319,827 | 336,498 | 378,130 |
| 0573020 | PLANTAINS-FRESH | MT | 66,652 | 69,459 | 12,384 | 12,463 |
| 0573030 | BANANAS-DRIED | MT | 501 | 434 | 612 | 657 |
| 0574000 | APPLES-FRESH | MT | 59,882 | 71,466 | 22,760 | 24,388 |
| 0575100 | GRAPES-FRESH | MT | 31,206 | 43,245 | 20,407 | 27,400 |
| 0575200 | RAISINS-DRIED | MT | 922 | 16,306 | 842 | 24,047 |
| 0576000 | FIGS-DRIED | MT | 3,368 | 3,385 | 3,321 | 4,323 |
| 0577110 | COCONUTS-IN SHELL | NO | 19,795,335 | 18,033,564 | 3,137 | 2,957 |
| 0577120 | COCONUT MEAT | MT | 46,922 | 39,675 | 38,184 | 41,828 |
| 0577210 | BRAZIL NUTS-NOT SHELLED | MT | 6,762 | 6,623 | 7,760 | 7,513 |
| 0577220 | BRAZIL NUTS-SHELLED, PREP, PREP | MT | 5,393 | 4,686 | 12,777 | 11,682 |
| 0577300 | CASHEW NUTS | MT | 29,068 | 35,073 | 91,022 | 107,758 |
| 0577810 | CHESNUTS -CRUDE, DRIED, BAKED | MT | 4,548 | 3,925 | 5,464 | 3,718 |
| 0577020 | PISTACHE NUTS | MT | 8,530 | 11,456 | 28,623 | 41,914 |
| 0577830 | PECANS | MT | 434 | 1,402 | 949 | 2,540 |
| 0577840 | PIGNOLIA NUTS | MT | 304 | 254 | 1,862 | 1,702 |
| 0577850 | WALNUTS, SHELL, N/SHELL, EX PICK | MT | 66 | 533 | 135 | 1,968 |
| 0577855 | FILBERTS | MT | 3,483 | 4,054 | 6,828 | 9,839 |
| 0577860 | NUTS, NES-EDIBLE | MT | 175 | 384 | 511 | 1,100 |
| 0579100 | TROPICAL FRUIT, NES-FR, PRES | NA | --- | --- | 16,055 | 19,346 |
| 0579200 | PEARS-FRESH, BRINE | MT | 5,776 | 6,828 | 2,448 | 3,288 |
| 0579300 | STONE FRUIT-FRESH, BRINE | MT | 5,796 | 5,703 | 3,528 | 3,935 |
| 0579420 | BLUEBERRIES-FRESH, BRINE | MT | 3,297 | 3,022 | 3,805 | 2,714 |
| 0579445 | BERRIES, NES-FRESH, BRINE | MT | 21,568 | 21,724 | 14,682 | 16,672 |
| 0579610 | DATES-FRESH, DRIED, PITS | MT | 9,285 | 12,693 | 5,404 | 8,417 |
| 0579625 | DATES-FRESH, DRIED, N/PITS | MT | 7,251 | 5,735 | 4,404 | 4,173 |
| 0579620 | MELONS-FR, EX WATERMELONS, ETC | MT | 22,367 | 25,681 | 6,270 | 5,495 |

TABLE 16 --U.S. AGRICULTURAL IMPORTS: QUANTITY AND VALUE BY COMMODITY,
FISCAL YEARS 1978 AND 1979--CONTINUED

| SCHED. A NUMBER | COMMODITY | UNIT | QUANTITY | | VALUE | |
|--------------------|----------------------------------|------|-----------|-----------|--------------------|--------------------|
| | | | 1978 | 1979 | 1978 1,000 DOL. | 1979 1,000 DOL. |
| 0579840 | FRUITS, NES-FRESH | MT | 180,213 | 189,612 | 29,546 | 34,327 |
| 0579900 | FRUITS, NSPF-DRIED | MT | 2,993 | 3,465 | 5,855 | 7,975 |
| 0582020 | CHERRIFS-CANDIED, GLACE, ETC | MT | 86 | 19 | 97 | 30 |
| 0582040 | FRUITS-EX CHERRIES, CANDIED | MT | 3,986 | 4,819 | 5,583 | 6,921 |
| 0583010 | FIG PASTE & PULP | MT | 4,936 | 9,102 | 4,526 | 9,967 |
| 0583025 | FRUIT PASTE & PULP, NES | MT | 25,507 | 21,006 | 8,350 | 8,205 |
| 0583030 | BERRY JAM & JELLY | MT | 1,369 | 1,326 | 2,020 | 2,330 |
| 0583045 | ORANGE MARMALADE | MT | 848 | 904 | 990 | 1,183 |
| 0583050 | JAMS, JELLIES, MARMALADES, NES | MT | 1,457 | 1,064 | 1,387 | 1,461 |
| 0585400 | PINEAPPLE JUICE-N/O 1% ALC | MLT | 98,362 | 115,734 | 12,853 | 17,970 |
| 0585610 | LIMF JUICE-NOT OVER 1% ALC | MLT | 4,398 | 4,557 | 1,343 | 1,222 |
| 0585620 | CITRUS JUICE, NES-NOT CONC | MLT | 531 | 642 | 461 | 786 |
| 0585630 | ORANGE JUICE-CONCENTRATED | MLT | 348,290 | 729,440 | 70,216 | 132,149 |
| 0585640 | CITRUS JUICE, NSPF-CONC | MLT | 1,369 | 3,002 | 200 | 630 |
| 0585515 | APPLE & PEAR JUICE-N/O 1% ALC | MLT | 166,222 | 237,358 | 35,460 | 62,464 |
| 0585925 | FRUIT & VEGETABLE JUICE, NSPF | MLT | 16,976 | 14,645 | 8,001 | 9,418 |
| 0587010 | CHERRIES-BRINE | MT | 79 | 0 | 121 | 2 |
| 0587020 | FRUITS, NES IN BRINE | MT | 2,471 | 2,887 | 1,355 | 1,811 |
| 0587030 | FRUIT PEEL-CRUDE, DRIED, BRINE | MT | 848 | 430 | 629 | 369 |
| 0588010 | NUTS, NES-PREPARED, PRESERVED | MT | 2,417 | 2,853 | 2,788 | 3,241 |
| 0588020 | CHERRIFS, NSPF-PREPARED, PRES | MT | 126 | 599 | 214 | 902 |
| 0588030 | CRANGES-MANDARIN, CANNED | MT | 38,248 | 32,252 | 30,797 | 28,363 |
| 0588040 | PINEAPPLES-CANNED | MT | 177,512 | 198,923 | 89,796 | 102,862 |
| 0588050 | PLUMS, ETC, NSPF-PREPARED, PRES | MT | 770 | 803 | 1,453 | 1,713 |
| 0588060 | FRUIT MIXTURES-PREPARED, PRES | MT | 7,657 | 7,961 | 4,212 | 5,267 |
| 0588070 | BLUEBERRIES-FROZEN | MT | 5,491 | 2,907 | 9,420 | 5,022 |
| 0588080 | STRAWBERRIES-PREP, PRES, INC, FZ | MT | 43,139 | 52,041 | 21,276 | 34,693 |
| 0588090 | FRUITS, NSPF-PREPARED, PRES | NA | --- | --- | 11,431 | 13,370 |
| 0613030 | SLGARS, SIRUPS, AND MOLASSES DR | MT | 1,918,976 | 98,110 | 376,298 | 30,318 |
| 0613070 | SUGARS, SIRUPS, AND MOLASSES NE | MT | 2,462,457 | 4,082,827 | 504,478 | 821,289 |
| 0615020 | SUGAR, SIRUP & MOLASSES EX DRY | MLT | 14 | 16 | 3,499 | 2,954 |
| 0615040 | MOLASSES-INEDIBLE | MLT | 1,648 | 1,510 | 65,948 | 106,659 |
| 0616000 | HONEY | MT | 28,639 | 22,965 | 21,941 | 18,816 |
| 0619020 | SUGAR-MAPLE | MT | 424 | 285 | 927 | 693 |
| 0619040 | SIRUP-MAPLE | MT | 4,385 | 4,118 | 7,943 | 9,242 |
| 0619065 | SUGAR & SIRUP, NES-EX MAPLE | MT | 24,151 | 21,035 | 8,397 | 8,784 |
| 0620120 | CONFECTIONERY NOT CONT COCOA | MT | 40,325 | 42,508 | 57,895 | 89,602 |
| 0620200 | SUGAR, SIRUP, MOLASSES-BLENDED | MT | 1,085 | 2,285 | 994 | 2,407 |
| 0711020 | COFFEE-CRUDE | MT | 950,937 | 1,192,656 | 3,465,818 | 3,643,844 |
| 0711040 | COFFEE-ROASTED, GROUND | MT | 22,770 | 23,904 | 79,611 | 72,915 |
| 0711060 | COFFEE SUBSTITUTES, NES | MT | 3,379 | 296 | 36,286 | 2,343 |
| 0712010 | COFFEE EXTRACTS, ESSENCES, CONC | MT | 18,469 | 30,773 | 190,526 | 252,307 |
| 0712020 | CHICORY-PREPARED | MT | 3,259 | 3,602 | 2,296 | 2,082 |
| 0721000 | COCOA BEANS | MT | 171,142 | 190,371 | 571,342 | 646,427 |
| 0722000 | COCOA-UNSWEETENED, CAKE | MT | 77,040 | 61,799 | 349,221 | 252,069 |
| 0723100 | CHOCOLATE-UNSWEETENED | MT | 45,050 | 44,530 | 191,170 | 184,774 |
| 0723200 | COCOA BUTTER | MT | 22,011 | 28,535 | 96,085 | 140,536 |
| 0730020 | CHOCOLATE-SWEETENED | MT | 9,672 | 10,600 | 18,913 | 22,092 |
| 0730040 | COCOA-SWEETENED, COATINGS, ETC | MT | 12,710 | 14,445 | 38,717 | 42,565 |
| 0740020 | TEA-CRUDE, PREPARED | MT | 66,171 | 72,757 | 112,795 | 119,272 |
| 0740040 | MATE-CRUDE, PREPARED | MT | 237 | 215 | 265 | 209 |
| 0751010 | PAFRKA-GROUND, UNGROUND | MT | 4,909 | 5,627 | 7,355 | 8,343 |
| 0751025 | PEPPER-BLACK, UNGROUND | MT | 23,361 | 24,596 | 50,291 | 41,650 |
| 0751030 | PEPPER-WHITE, UNGROUND | MT | 2,458 | 3,031 | 6,674 | 7,642 |
| 0751045 | PEPPER-RED, UNGROUND | MT | 4,277 | 4,865 | 5,159 | 5,920 |
| 0751050 | PIMENTO, ALLSPICE-UNGROUND | MT | 531 | 771 | 797 | 1,267 |
| 0751060 | PEPPER, PIMENTO-CROUND | MT | 98 | 137 | 199 | 244 |
| 0752100 | VANILLA BEANS | MT | 1,091 | 779 | 21,572 | 21,864 |
| 0752220 | CASSIA, CASSIA BUDS & VERA | MT | 7,011 | 8,923 | 5,277 | 6,486 |
| 0752240 | CINNAMON AND CINNAMON CHIPS | MT | 1,146 | 596 | 1,983 | 1,034 |
| 0752300 | CLOVES AND CLOVE STEMS | MT | 1,180 | 1,123 | 6,385 | 7,844 |
| 0752420 | CARDAMON AND MACE | MT | 384 | 397 | 2,198 | 1,658 |
| 0752440 | NUTMEG | MT | 2,083 | 2,374 | 4,165 | 4,525 |
| 0752520 | CARAWAY | MT | 2,875 | 3,410 | 4,028 | 4,762 |
| 0752540 | ANISE, CORIANDER, CUMMIN, ETC | MT | 9,268 | 10,932 | 9,510 | 13,599 |

TABLE 16 --U.S. AGRICULTURAL IMPORTS: QUANTITY AND VALUE BY COMMODITY,
FISCAL YEARS 1978 AND 1979--CONTINUED

| SCHED. A NUMBER | COMMODITY | UNIT | QUANTITY | | VALUE | |
|--------------------|-------------------------------|------|-----------|-----------|--------------------|--------------------|
| | | | 1978 | 1979 | 1978 1,000 DOL. | 1979 1,000 DOL. |
| 0752600 | GINGER ROOT-NOT CANDIED | MT | 3,625 | 3,978 | 4,886 | 4,218 |
| 0752810 | ORIGANUM-CRUDE | MT | 2,257 | 2,981 | 3,852 | 5,183 |
| 0752820 | SPICES, NES | MT | 1,883 | 2,200 | 2,754 | 3,688 |
| 0811100 | STRAW-FXCEPT RICE AND FLAX | MT | 15,033 | 16,811 | 653 | 812 |
| 0811200 | HAY | MT | 124,018 | 80,682 | 7,077 | 4,572 |
| 0811900 | ANIMAL FEEDS, NSPF | MT | 38,911 | 25,584 | 13,408 | 15,519 |
| 0812000 | BRAN,POLLARD,SPORTS,ETC | NA | --- | --- | 17,501 | 16,687 |
| 0813010 | OIL CAKE AND MEAL, NES | MT | 0 | 0 | 1,162 | 1,712 |
| 0813300 | OIL CAKE & MEAL-COTTONSEED | MT | 3,155 | 8,150 | 599 | 1,432 |
| 0814040 | TANKAGE-ANIMAL FEED | MT | 6,695 | 5,693 | 1,727 | 1,710 |
| 0819320 | BEET PULP-DRIED | MT | 77 | 188 | 9 | 15 |
| 0819340 | BREWERS GRAIN, MALT SPROUTS | MT | 77,984 | 109,592 | 6,260 | 9,877 |
| 0819810 | GRAINS-MILLED, N/FIT FOR FOOD | MT | 5,701 | 13,413 | 668 | 1,620 |
| 0819820 | SCREENINGS, ETC-FLAXSEED | MT | 2,849 | 3,351 | 209 | 271 |
| 0819830 | SCREENINGS,ETC-EX FLAXSEED | MT | 48,125 | 41,294 | 3,121 | 2,921 |
| 0819840 | MILLED-GRAINS,MIXED FEED,NSPF | MT | 42,970 | 67,229 | 4,698 | 8,583 |
| 0819850 | FOOD WASTE, PREP ANIMAL FEEDS | MT | 6,237 | 11,346 | 10,946 | 15,372 |
| 0910000 | LARD,OLEOMARGARINE,ETC | MT | 130 | 79 | 71 | 39 |
| 0980300 | MUSTARD GROUND OR PREP | MT | 1,591 | 1,816 | 2,424 | 3,003 |
| 0980420 | SAUCE-THIN SOY | MT | 5,821 | 6,140 | 3,745 | 4,114 |
| 0980445 | SAUCES-EXCEPT THIN SOY | MT | 8,975 | 11,123 | 10,754 | 14,278 |
| 0980465 | MONOSODIUM GLUTAMATE PREP | NA | --- | --- | 148 | 239 |
| 0980500 | SOUPS AND BROTHS | MT | 4,762 | 4,203 | 18,397 | 18,176 |
| 0980630 | YEAST-DRIED BREWERS, CRUDE | MT | 1,392 | 1,516 | 2,315 | 1,295 |
| 0980640 | YEAST-NATURAL,ACTIVE,INACTIVE | MT | 2,229 | 1,980 | 3,967 | 3,722 |
| 0980700 | VINEGAR | MLT | 2,486 | 2,090 | 917 | 1,118 |
| 0981000 | MISC FOOD PREPARATIONS, NES | NA | --- | --- | 39,684 | 44,698 |
| 1110200 | NONALCOHOLIC BEVERAGES, NES | MLT | 4,099 | 6,292 | 2,307 | 3,265 |
| 1121010 | WINE-CHAMPAGNE, SPARKLING | MLT | 13,678 | 16,605 | 46,993 | 67,129 |
| 1121025 | WINE-GRAPE, UNDER 14% ALCOHOL | MLT | 259,624 | 290,915 | 387,254 | 472,701 |
| 1121030 | WINE-MARSALA OVER 14% ALCOHOL | MLT | 466 | 473 | 732 | 740 |
| 1121045 | WINE-SHERRY | MLT | 9,103 | 9,976 | 26,393 | 30,656 |
| 1121050 | WINE,NES-GRAPE,OVER 14% ALC | MLT | 1,305 | 932 | 3,797 | 2,783 |
| 1121060 | VERMOUTH | MLT | 14,683 | 12,436 | 17,410 | 16,487 |
| 1122050 | CIDER,FERMENTED BEV,NES | MLT | 16,707 | 14,845 | 13,879 | 14,823 |
| 1123000 | ALE,BEER,STOUT,PORTER | MLT | 373,272 | 485,767 | 213,578 | 306,754 |
| 1124045 | IMITATIONS OF WINES | MLT | 0 | 7 | 0 | 9 |
| 1213055 | TOBACCO-SCRAP | MT | 51,762 | 65,303 | 94,736 | 121,229 |
| 1214010 | TOBACCO-WRAPPER | MT | 726 | 718 | 8,396 | 7,782 |
| 1214020 | TOBACCO,MIXED-FILLER,WRAPPER | MT | 22 | 872 | 74 | 3,004 |
| 1214030 | TOBACCO-CIGARETTE LEAF | MT | 90,517 | 87,624 | 258,005 | 254,957 |
| 1214040 | TOBACCO-FILLER, NOT STEMMED | MT | 2,222 | 1,782 | 4,888 | 4,411 |
| 1214050 | TOBACCO-FILLER,STEMMED | MT | 1,134 | 1,170 | 4,014 | 4,569 |
| 1214060 | TOBACCO-LEAF AND STEMS | MT | 4,527 | 7,224 | 1,345 | 3,222 |
| 2111010 | HIDES-BUFFALO | MT | 204 | 207 | 649 | 755 |
| 2111025 | HIDES-CATTLE | MT | 18,708 | 17,460 | 17,025 | 29,554 |
| 2111030 | HIDES-HORSE,ETC,WHOLE | MT | 595 | 874 | 561 | 885 |
| 2111045 | HIDES-HORSE,ETC,EXC WHOLE | MT | 246 | 459 | 323 | 695 |
| 2112000 | HIDES-CALF, KIP | MT | 546 | 665 | 1,160 | 1,768 |
| 2114000 | SKINS-GOAT, KID | MT | 1,022 | 1,408 | 3,485 | 7,737 |
| 2116000 | SKINS-SHEEP,LAMB,WITH WOOL | MT | 1,434 | 634 | 4,153 | 1,764 |
| 2117020 | SKINS-HAIR SHEEP,CABRETTA | MT | 263 | 181 | 1,025 | 545 |
| 2117050 | SKINS-SHEEP,LAMB,PKLD,N/SPLIT | MT | 14,380 | 15,759 | 55,532 | 77,606 |
| 2117060 | SKINS-SHEEP,LAMB,PKLD,SPLIT | MT | 2,087 | 1,364 | 8,556 | 5,548 |
| 2119520 | SKINS-PEPTILE | MT | 52 | 95 | 1,163 | 2,814 |
| 2119930 | SKINS-CARPINCHO,WILD PIG | MT | 612 | 1,117 | 574 | 1,159 |
| 2119940 | SKINS-DEER | MT | 1,742 | 1,018 | 1,726 | 1,231 |
| 2119950 | HIDES AND SKINS, NES | NA | --- | --- | 3,920 | 4,625 |
| 2119960 | HAIR-CAMEL,ALPACA,ETC,ON SKIN | MT | 0 | 0 | 1 | 0 |
| 2120100 | FURSKINS-MINK | NO | 3,238,023 | 3,181,286 | 81,229 | 98,736 |
| 2120905 | FURSKINS-PERSIAN LAMB | NO | 84,727 | 62,899 | 856 | 792 |
| 2120912 | FURSKINS-BEAVER | NO | 0 | 0 | 900 | 1,712 |
| 2120915 | FURSKINS-FOX EX SILVER,BLK,PT | NO | 279,514 | 277,177 | 18,649 | 27,327 |
| 2120925 | FURSKINS-HARE | NO | 2,061,529 | 2,684,757 | 710 | 907 |
| 2120935 | FURSKINS-OTTER | NO | 938 | 484 | 60 | 49 |

TABLE 16 --U.S. AGRICULTURAL IMPORTS: QUANTITY AND VALUE BY COMMODITY,
FISCAL YEARS 1978 AND 1979--CONTINUED

| SCHED. A NUMBER | COMMODITY | UNIT | QUANTITY | | VALUE | |
|--------------------|--------------------------------|------|----------|---------|--------------------|--------------------|
| | | | 1978 | 1979 | 1978 1,000 DOL. | 1979 1,000 DOL. |
| 2120942 | FLRSKINS-RABBIT | MT | 1,429 | 1,960 | 6,523 | 9,106 |
| 2120945 | FURSKINS-SABLE | NO | 136,424 | 148,914 | 8,641 | 12,098 |
| 2120955 | FLRSKINS NSPF-RAW,UNDRESSED | NA | --- | --- | 19,834 | 24,470 |
| 2120960 | FUR TATLS,PAWS,PIECES | NA | --- | --- | 3,655 | 3,781 |
| 2221000 | PEANUTS OR GROUND NUTS | MT | 195 | 247 | 318 | 422 |
| 2222050 | SOYBEANS | MT | 73 | 266 | 45 | 119 |
| 2223050 | COTTONSEED | MT | 18 | 7 | 2 | 2 |
| 2231000 | COPRA | MT | 0 | 424 | 0 | 296 |
| 2232000 | PALM NUT KERNELS & PALM NUTS | MT | 3 | 0 | 3 | 1 |
| 2234000 | FLAXSEED OR LINSEED | MT | 18,812 | 55,908 | 3,173 | 13,392 |
| 2235000 | CASTOR BEANS | MT | 0 | 3 | 0 | 2 |
| 2240000 | CIL SEEDS,NUTS,KERNELS,NES | NA | --- | --- | 37,658 | 43,664 |
| 2320100 | RUBBER-MILK CR LATEX | MT | 62,123 | 56,698 | 58,715 | 63,259 |
| 2320410 | RUBBER-GUTTA GALATA | MT | 203 | 1,822 | 442 | 2,586 |
| 2320420 | RUBBER-GUTTA PERCHA,GUTTA,NES | MT | 517 | 155 | 646 | 210 |
| 2320430 | RUBBER-JELUTONG, PONTIANAK | MT | 1,741 | 1,412 | 4,761 | 3,786 |
| 2320450 | RUBBER-NATURAL, DRY FORM | MT | 716,550 | 738,359 | 607,217 | 816,663 |
| 2613000 | SILK-RAW | MT | 264 | 360 | 5,356 | 8,440 |
| 2620010 | LUTE-RAW AND WASTES | MT | 13,578 | 24,707 | 3,242 | 5,127 |
| 2620030 | FIBERS AND WASTES, NES-VEG | MT | 11,711 | 11,137 | 2,343 | 1,859 |
| 2631010 | COTTON-UNDER 1 1/8 INCHES | MT | 230 | 797 | 362 | 858 |
| 2631055 | COTTON-1 1/8" TO 1 11/16" | MT | 606 | 504 | 1,408 | 1,167 |
| 2632000 | COTTON LINTERS | MT | 13,923 | 14,358 | 4,281 | 4,873 |
| 2651500 | FLAX-RAW WASTE | MT | 309 | 250 | 491 | 759 |
| 2652000 | HEMP-RAW, WASTES | MT | 148 | 0 | 94 | 0 |
| 2654000 | SISAL,HENEQUEN-RAW AND WASTES | MT | 10,489 | 21,220 | 3,680 | 3,580 |
| 2655000 | ABACA-RAW AND WASTES | MT | 21,727 | 22,487 | 11,650 | 13,171 |
| 2681010 | WOOL-NOT MERINO, GREASY, FREE | MT | 14 | 0 | 33 | 0 |
| 2681015 | WOOL-N/O 40S, GREASY, FREE | MT | 216 | 29 | 437 | 68 |
| 2681020 | WOOL-NOT MERINO, GREASY | MT | 141 | 165 | 338 | 344 |
| 2681025 | WOOL-NOT OVER 40S, GREASY | MT | 4,073 | 3,312 | 9,108 | 8,973 |
| 2681030 | WOOL-40S TO 44S, GREASY, FREE | MT | 17 | 0 | 45 | 0 |
| 2681035 | WOOL-40S TO 44S, GREASY | MT | 1,405 | 2,118 | 3,194 | 5,562 |
| 2681040 | WOOL-44S TO 46S, GREASY, FREE | MT | 8 | 0 | 21 | 0 |
| 2681045 | WOOL-44S TO 46S, GREASY | MT | 879 | 1,029 | 2,058 | 2,666 |
| 2681060 | WOOL-48S TO 58S, GREASY | MT | 973 | 4,267 | 2,019 | 10,480 |
| 2681080 | WOOL-OVER 58S, GREASY | MT | 7,511 | 6,306 | 18,454 | 16,493 |
| 2682010 | WOOL-NOT MERINO, SCOURED, FREE | MT | 54 | 39 | 105 | 121 |
| 2682015 | WOOL-N/O 40S, SCOURED, FREE | MT | 209 | 19 | 554 | 50 |
| 2682020 | WOOL-NOT MERINO, SCOURED | MT | 386 | 957 | 963 | 2,809 |
| 2682025 | WOOL-NOT OVER 40S, SCOURED | MT | 2,383 | 2,229 | 6,525 | 7,461 |
| 2682030 | WOOL-40S TO 44S, SCOURED, FREE | MT | 21 | 0 | 71 | 0 |
| 2682035 | WOOL-40S TO 44S, SCOURED | MT | 746 | 865 | 2,143 | 2,787 |
| 2682040 | WOOL-44S TO 46S, SCOURED, FREE | MT | 52 | 21 | 213 | 115 |
| 2682045 | WOOL-44S TO 48S, SCOURED | MT | 728 | 1,238 | 2,164 | 3,715 |
| 2682060 | WOOL-48S TO 58S, SCOURED | MT | 1,523 | 911 | 4,035 | 2,972 |
| 2682080 | WOOL-OVER 58S, SCOURED | MT | 3,774 | 3,012 | 11,224 | 9,783 |
| 2683010 | HAIR-CAMEL | MT | 502 | 667 | 2,715 | 3,705 |
| 2683030 | HAIR-ALPACA,LLAMA,ETC | MT | 130 | 44 | 1,012 | 355 |
| 2683050 | HAIR-CASHMERE GOAT | MT | 1,181 | 583 | 10,294 | 6,455 |
| 2683070 | HAIR-ANGORA GOAT AND RABBIT | MT | 6 | 3 | 30 | 11 |
| 2685100 | HAIR-HORSE,CATTLE,UNCOMBED | MT | 599 | 533 | 5,225 | 3,012 |
| 2685920 | HAIR-BOVINE EAR,BEARD,ETC | MT | 12 | 42 | 1,833 | 1,233 |
| 2685940 | HAIR-GOAT AND KID,EX BEARD | MT | 541 | 452 | 487 | 467 |
| 2685960 | HAIR-COARSE, NSPF | MT | 350 | 350 | 918 | 1,059 |
| 2686170 | WOOL, HAIR-WASTE | MT | 8 | 4 | 14 | 10 |
| 2911100 | BONES-CRUDE AND OSSEIN | NA | --- | --- | 15,771 | 9,993 |
| 2911710 | ANIMAL SUBSTANCES, NSPF-CRUDE | NA | --- | --- | 5,304 | 6,527 |
| 2919200 | BRISTLES-CRUDE, PROCESSED | MT | 793 | 1,216 | 5,986 | 10,558 |
| 2919320 | SAUSAGE CASINGS-SHEEP, ETC | MT | 2,204 | 1,900 | 15,471 | 16,519 |
| 2919340 | SAUSAGE CASINGS, NSPF | MT | 7,951 | 10,217 | 31,781 | 34,358 |
| 2919360 | INTESTINES,ETC-NOT CASINGS | MT | 118 | 123 | 2,987 | 2,370 |
| 2919620 | FEATHERS, DOWNS-CRUDE, OSTRICH | MT | 30 | 28 | 1,179 | 1,238 |
| 2919640 | FEATHERS-CRUDE, EX OSTRICH | MT | 3,801 | 3,228 | 35,246 | 17,310 |
| 2919660 | DOWNS-CRUDE, EX OSTRICH | MT | 1,902 | 816 | 39,690 | 15,902 |

TABLE 16 --U.S. AGRICULTURAL IMPORTS: QUANTITY AND VALUE BY COMMODITY,
FISCAL YEARS 1978 AND 1979--CONTINUED

| SCHED. A NUMBER | COMMODITY | UNIT | QUANTITY | | VALUE | |
|--------------------|-----------------------------------|------|-------------|-------------|--------------------|--------------------|
| | | | 1978 | 1979 | 1978 1,000 DOL. | 1979 1,000 DOL. |
| 2919800 | DRUGS-ANIMAL, CRUDE | MT | 335 | 0 | 5,812 | 1,012 |
| 2919910 | HIDE CUTTINGS-RAW | MT | 2,873 | 2,453 | 450 | 513 |
| 2919920 | MEAT-RAW, FOR ANIMAL FEED | MT | 1,171 | 1,661 | 168 | 282 |
| 2919940 | MEAT-PREP, PRES, ANIMAL FEED | MT | 237 | 283 | 587 | 525 |
| 2919960 | BLOOD, NSPF-DRIED | MT | 293 | 10 | 181 | 656 |
| 2923060 | STRAW AND FIBERS-RICE, ETC | NA | --- | --- | 2,530 | 378 |
| 2924015 | SAGE-UMGROUND | MT | 1,278 | 1,409 | 1,976 | 3,224 |
| 2924025 | LICORICE ROOT | MT | 26,349 | 22,788 | 10,637 | 9,265 |
| 2924032 | PYRETHRUM-CRUDE | MT | 132 | 129 | 87 | 119 |
| 2924036 | PYRETHRUM-ADVANCED | MT | 179 | 161 | 7,071 | 10,838 |
| 2924045 | ACONITE, ALOES, ETC-CRUDE | MT | 302 | 410 | 641 | 1,041 |
| 2924065 | DRUGS, NES-VEGETABLE | NA | --- | --- | 44,469 | 37,617 |
| 2925002 | SEED-ALFALFA | MT | 82 | 3 | 170 | 16 |
| 2925007 | SEED-BLUEGRASS | MT | 96 | 319 | 208 | 725 |
| 2925020 | SEED-CLOVER | MT | 9,326 | 8,625 | 6,521 | 5,252 |
| 2925030 | SEED-FFSCUE | MT | 7,505 | 6,082 | 7,711 | 7,245 |
| 2925040 | SEED-ORCHARD GRASS | MT | 106 | 123 | 90 | 143 |
| 2925050 | SEED-TIMOTHY | MT | 681 | 447 | 1,097 | 423 |
| 2925060 | SEED-CLFLRY | MT | 2,152 | 1,916 | 1,966 | 1,383 |
| 2925070 | SEEDS, NSPF-GARDEN AND FIELD | NA | --- | --- | 24,771 | 28,648 |
| 2926110 | BULBS-TULIP | NO | 52,309,956 | 153,719,722 | 12,212 | 13,241 |
| 2926120 | BULBS-HYACINTH | NO | 26,907,005 | 24,075,445 | 3,968 | 3,778 |
| 2926130 | BULBS-MARCISSUS | NO | 32,347,822 | 34,472,865 | 3,673 | 4,195 |
| 2926140 | CORMS-CROCUS | NO | 71,080,676 | 68,262,403 | 1,804 | 2,126 |
| 2926150 | BULBS-IRIS | NO | 30,616,045 | 40,642,763 | 839 | 1,133 |
| 2926160 | TUBERS-BEGONIA | NO | 10,407,422 | 9,861,239 | 2,323 | 2,340 |
| 2926180 | BULBS, ROOTS, ROOTSTOCK, ETC, NES | NO | 196,094,121 | 181,435,501 | 10,757 | 12,383 |
| 2926500 | PLANTS, NSPF-LIVE | NA | --- | --- | 16,990 | 18,394 |
| 2927045 | CUT FLOWERS-FRESH | NA | --- | --- | 52,070 | 74,864 |
| 2929125 | OPPIUM | MT | 30 | 47 | 15,224 | 15,393 |
| 2929160 | EXTRACTS, DRUGS, ETC-VEG | NA | --- | --- | 24,463 | 22,477 |
| 2929200 | FIBERS-CRIN VEGETAL & KAPOK | NA | --- | --- | 4,196 | 3,264 |
| 2929320 | FIBERS-ISTLE, TAMPICO, CRUDE | MT | 0 | 0 | 3,754 | 7,399 |
| 2929330 | BRCOMCORN | MT | 11,069 | 9,066 | 13,376 | 14,126 |
| 2929810 | GUAR SEEDS AND TEASELS | MT | 3 | 0 | 10 | 1 |
| 4113400 | WOOL GREASE | MT | 4,024 | 4,858 | 1,946 | 2,497 |
| 4113700 | FATS, OILS, GREASES, NES-ANIMAL | MT | 2,129 | 1,028 | 1,661 | 1,294 |
| 4231000 | OIL-RAPESEED | MT | 5,712 | 6,547 | 3,669 | 4,408 |
| 4232000 | OIL-SOYBEAN | MT | 37 | 6 | 39 | 6 |
| 4233000 | OIL-COTTONSEED | MT | 10 | 0 | 11 | 1 |
| 4234000 | OIL-PEANUT | MT | 15 | 22 | 17 | 33 |
| 4235020 | OIL-OLIVE, INEEDIBLE | MT | 64 | 60 | 71 | 72 |
| 4235040 | OIL-OLIVE, EDIBLE | MT | 27,970 | 26,878 | 36,751 | 41,355 |
| 4236000 | OIL-SUNFLOWER | MT | 58 | 133 | 55 | 123 |
| 4241000 | OIL-FLAXSEED OR LINSEED | MT | 15 | 9 | 14 | 11 |
| 4242000 | OIL-PALM | MT | 164,377 | 125,698 | 74,924 | 72,975 |
| 4243000 | OIL-COCONUT | MT | 444,665 | 438,433 | 228,879 | 356,360 |
| 4244000 | OIL-PALM KERNEL | MT | 55,624 | 65,050 | 34,828 | 53,382 |
| 4245000 | OIL-CASTOR | MT | 45,969 | 52,481 | 40,039 | 38,387 |
| 4248010 | OIL-CORN | MT | 1,523 | 2 | 1,368 | 3 |
| 4248020 | OIL-TUNG | MT | 8,326 | 7,855 | 16,048 | 9,879 |
| 4248030 | OILS, NES-VEGETABLE & NUT | MT | 2,689 | 6,936 | 4,594 | 9,890 |
| 4312050 | HYDROGENATED OILS & LARD SUB | MT | 3,058 | 3,084 | 4,103 | 4,288 |
| 4314320 | WAX-CANDELILLA | MT | 1,113 | 526 | 1,600 | 816 |
| 4314340 | WAX-CAPNAUBA | MT | 3,242 | 3,382 | 6,016 | 6,085 |
| 4314360 | WAXES, NSPF-VEGETABLE | MT | 179 | 259 | 403 | 466 |
| 4314420 | BEE SWAX-NOT BLEACHED | MT | 1,164 | 978 | 4,674 | 4,281 |
| 4314440 | WAXES, NSPF-ANIMAL | MT | 147 | 195 | 616 | 734 |
| 4316000 | OILS, FATS, FATTY ACIDS, NES | MT | 1,182 | 1,440 | 1,660 | 2,396 |
| 5177036 | LIME CITRATE | MT | 3 | 4 | 6 | 10 |
| 5177046 | ACIDS, SALTS, ESTERS, NSPF | MT | 6,806 | 8,196 | 4,323 | 7,410 |
| 5178016 | SODIUM GLUTAMATE | MT | 10,928 | 8,776 | 13,586 | 12,816 |
| 5179022 | REAGENT, ENZYMES, FERMENTS | MT | 7,031 | 8,378 | 48,002 | 52,911 |
| 5179026 | LEVULOSE | MT | 2,160 | 3,779 | 2,757 | 5,349 |
| 5416710 | DRUGS-ANIMAL, NATURAL, ADVANCED | MT | 723 | 678 | 2,518 | 2,308 |

TABLE 16 --U.S. AGRICULTURAL IMPORTS: QUANTITY AND VALUE BY COMMODITY,
FISCAL YEARS 1978 AND 1979--CONTINUED

| SCHED.A NUMBER | COMMODITY | UNIT | QUANTITY | | VALUE | |
|-------------------|-------------------------------|------|----------|--------|--------------------|--------------------|
| | | | 1978 | 1979 | 1978 1,000 DOL. | 1979 1,000 DOL. |
| 5514025 | FLAVORING EXTRACT-N/ALC,NES | MT | 1,478 | 1,167 | 18,070 | 15,616 |
| 5514060 | FLAVORING EXTRACTS,NSPF | NA | --- | --- | 1,767 | 2,948 |
| 5520010 | OIL-BERGAMOT | MT | 38 | 33 | 1,129 | 1,516 |
| 5520020 | OIL-CITRONELLA | MT | 484 | 550 | 1,740 | 2,790 |
| 5520025 | OIL-GERANIUM | MT | 74 | 73 | 4,322 | 4,517 |
| 5520030 | OIL-LAVENDER, SPIKE LAVENDER | MT | 97 | 154 | 2,371 | 3,517 |
| 5520035 | OIL-LEMON | MT | 367 | 673 | 4,669 | 9,249 |
| 5520040 | OIL-LIME | MT | 696 | 806 | 13,209 | 19,027 |
| 5520050 | OIL-LIGNALOE OR BOIS DE ROSE | MT | 45 | 90 | 457 | 956 |
| 5520055 | CIL-PETTIGRAIN | MT | 137 | 153 | 1,278 | 1,541 |
| 5520060 | CIL-ATTAR OF ROSES | MT | 1 | 2 | 1,480 | 2,018 |
| 5520065 | OIL-SANDALWOOD | MT | 39 | 40 | 4,511 | 3,948 |
| 5520070 | OIL-NUTMEG | MT | 124 | 147 | 2,111 | 2,635 |
| 5520075 | OIL VET,VERT | MT | 130 | 107 | 8,567 | 6,729 |
| 5520080 | ESSENTIAL OILS,RESINOIDS,NSPF | MT | 4,025 | 6,840 | 42,680 | 48,590 |
| 5542000 | FATTY ACIDS-SULFONATED | MT | 1,297 | 2,013 | 1,614 | 3,119 |
| 5921120 | STARCH-POTATO | MT | 8,958 | 7,718 | 2,041 | 1,604 |
| 5921140 | STARCHFS, NSFF | MT | 6,562 | 5,102 | 2,090 | 1,906 |
| 5921200 | WHEAT GLUTEN | MT | 23,121 | 23,540 | 20,733 | 19,293 |
| 5922120 | CASEIN | MT | 55,550 | 53,116 | 63,957 | 80,333 |
| 5922140 | CASEIN MIXTURES-INC GLUE | MT | 7,759 | 12,026 | 11,063 | 19,998 |
| 5922200 | ALBUMIN & ALBUMIN DERIVATIVES | MT | 773 | 934 | 1,087 | 1,869 |
| 5922810 | GELATIN-ED< 80 CENTS PER MT | MT | 545 | 56 | 897 | 83 |
| 5922815 | GELATIN-ED > 80 CENTS PER MT | MT | 6,362 | 3,656 | 18,996 | 10,875 |
| 5922820 | GELATIN,40C+ NCV 80C+ PHOTO | MT | 0 | 0 | 0 | 0 |
| 5922825 | GELATIN-ED PHOTO >80 CTS PER | MT | 1,779 | 1,901 | 10,861 | 12,395 |
| 5922830 | GELATIN-INEDIBLE,GLUE,NSPF | MT | 17,031 | 12,614 | 10,545 | 10,411 |
| 5985020 | CITRUS JUICE-UAFIT BEVERAGE | MT | 729 | 1,102 | 1,155 | 2,153 |
| 9410080 | LIVE ANIMALS-NSPF | NO | 733 | 436 | 298 | 224 |

TABLE 17--U.S. IMPORTS: VALUE OF TOTAL, NONAGRICULTURAL, AND AGRICULTURAL,
BY COUNTRY, FISCAL YEARS 1978 AND 1979

| COUNTRY | TOTAL | | NONAGRICULTURAL | | AGRICULTURAL | |
|-----------------------------------|---------------------|-------------|-----------------|-------------|--------------|------------|
| | 1978 | 1979 | 1978 | 1979 | 1978 | 1979 |
| | -- 1,000 DOLLARS -- | | | | | |
| WORLD | 164,792,020 | 193,621,260 | 150,905,546 | 177,434,518 | 13,886,474 | 16,186,742 |
| NORTH AMERICA | 32,478,075 | 36,655,000 | 31,767,848 | 35,753,560 | 710,227 | 901,440 |
| GREENLAND | 19,652 | 19,400 | 19,617 | 19,400 | 35 | 0 |
| CANADA | 32,456,756 | 36,633,200 | 31,746,564 | 35,731,760 | 710,192 | 901,440 |
| ST PIERRE AND MIQUELON | 1,667 | 2,400 | 1,667 | 2,400 | 0 | 0 |
| LATIN AMERICA | 21,792,026 | 27,518,241 | 16,103,756 | 20,811,244 | 5,688,270 | 6,706,997 |
| MEXICO | 5,556,535 | 7,874,100 | 4,557,030 | 6,632,578 | 999,505 | 1,241,522 |
| CENTRAL AMERICA | 1,589,578 | 1,940,400 | 424,184 | 513,265 | 1,165,394 | 1,427,135 |
| GUATEMALA | 345,150 | 358,400 | 29,155 | 29,634 | 315,995 | 328,766 |
| BELIZE | 28,149 | 27,400 | 12,224 | 15,551 | 15,925 | 11,849 |
| EL SALVADOR | 256,107 | 414,900 | 127,522 | 170,685 | 128,585 | 244,215 |
| HONDURAS | 333,798 | 373,900 | 64,841 | 84,356 | 268,957 | 289,544 |
| NICARAGUA | 207,111 | 239,300 | 64,873 | 60,049 | 142,240 | 179,251 |
| COSTA RICA | 280,158 | 349,400 | 45,074 | 55,233 | 235,084 | 294,167 |
| PANAMA | 136,461 | 174,000 | 78,139 | 94,676 | 58,422 | 79,324 |
| CANAL ZONE | 2,644 | 3,100 | 2,466 | 3,081 | 178 | 19 |
| CARIBBEAN | 4,938,492 | 5,506,300 | 4,431,939 | 5,063,223 | 506,553 | 443,077 |
| BERMUDA | 7,267 | 17,400 | 7,265 | 17,399 | 2 | 1 |
| BAHAMAS | 1,009,338 | 1,292,400 | 1,006,973 | 1,291,055 | 2,365 | 1,305 |
| CUBA | 55 | 100 | 55 | 100 | 0 | 0 |
| JAMAICA | 395,235 | 362,400 | 387,862 | 350,339 | 7,373 | 12,061 |
| TURKS AND CAICOS ISLANDS | 2,252 | 2,300 | 2,252 | 2,298 | 0 | 2 |
| CAYMAN ISLANDS | 2,985 | 2,300 | 1,987 | 1,755 | 998 | 545 |
| HAITI | 189,346 | 206,000 | 149,068 | 180,000 | 40,278 | 26,000 |
| DOMINICAN REPUBLIC | 569,050 | 591,400 | 152,557 | 224,333 | 416,493 | 367,067 |
| LEeward-WINDWARD IS. | 19,262 | 35,400 | 13,065 | 27,778 | 6,197 | 7,622 |
| BARBADOS | 37,077 | 50,900 | 30,057 | 42,251 | 7,020 | 8,649 |
| TRINIDAD-TOBAGO | 1,485,397 | 1,406,000 | 1,463,083 | 1,390,758 | 22,314 | 15,242 |
| NETHERLANDS ANTILLES | 1,217,119 | 1,536,000 | 1,214,242 | 1,532,164 | 2,877 | 3,836 |
| FRENCH WEST INDIES | 4,109 | 3,700 | 3,473 | 2,953 | 636 | 747 |
| SOUTH AMERICA | 9,707,423 | 12,197,441 | 6,690,605 | 8,602,178 | 3,016,818 | 3,595,263 |
| COLOMBIA | 972,774 | 1,191,700 | 236,844 | 257,878 | 735,930 | 933,822 |
| VENEZUELA | 3,575,816 | 4,627,900 | 3,524,834 | 4,587,990 | 50,982 | 39,910 |
| GUYANA | 53,847 | 60,600 | 47,680 | 51,910 | 6,167 | 8,690 |
| SURINAM | 125,220 | 118,600 | 124,717 | 118,560 | 503 | 40 |
| FRENCH GUIANA | 3,629 | 6,600 | 3,611 | 6,499 | 18 | 101 |
| ECUADOR | 668,563 | 781,800 | 295,857 | 403,558 | 372,726 | 378,242 |
| PERU | 594,783 | 951,400 | 406,186 | 755,077 | 188,597 | 196,323 |
| BOLIVIA | 184,281 | 203,100 | 163,735 | 177,627 | 20,546 | 25,473 |
| CHILE | 362,561 | 352,500 | 328,687 | 305,352 | 33,874 | 47,148 |
| BRAZIL | 2,474,437 | 3,085,200 | 1,132,174 | 1,512,734 | 1,342,263 | 1,572,466 |
| PARAGUAY | 40,596 | 111,400 | 4,829 | 5,062 | 35,767 | 106,338 |
| URUGUAY | 118,029 | 100,400 | 111,029 | 92,468 | 7,000 | 7,932 |
| ARGENTINA | 532,847 | 606,200 | 310,402 | 327,422 | 222,445 | 278,778 |
| OTHER SOUTH AMERICA | 20 | 41 | 20 | 41 | 0 | 0 |
| EUROPE | 35,286,617 | 41,561,431 | 32,756,619 | 38,787,518 | 2,531,752 | 2,773,913 |
| WESTERN EUROPE | 33,655,804 | 39,496,000 | 31,477,171 | 37,097,839 | 2,180,387 | 2,398,161 |
| EC (9) | 27,332,905 | 32,099,300 | 25,656,207 | 30,249,128 | 1,678,452 | 1,850,172 |
| FC (6) | 20,298,971 | 23,707,100 | 18,998,747 | 22,274,286 | 1,301,978 | 1,432,814 |
| NETHERLANDS | 1,560,798 | 1,731,400 | 1,159,860 | 1,319,371 | 400,938 | 412,029 |
| BELGIUM-LUXEMBOURG | 1,705,647 | 1,739,500 | 1,661,148 | 1,715,316 | 44,499 | 24,184 |
| FRANCE | 3,817,067 | 4,322,700 | 3,474,032 | 4,127,450 | 344,789 | 395,250 |
| FED REPUBLIC OF GERMANY | 9,425,147 | 10,901,000 | 9,156,399 | 10,606,387 | 268,748 | 294,613 |
| ITALY | 3,790,311 | 4,812,500 | 3,547,307 | 4,505,762 | 243,004 | 306,738 |
| EC (3) | 7,033,934 | 8,392,200 | 6,657,460 | 7,974,842 | 376,474 | 417,358 |
| DENMARK | 654,222 | 709,800 | 399,491 | 434,299 | 254,731 | 275,501 |
| UNITED KINGDOM | 6,066,928 | 7,366,700 | 5,966,829 | 7,254,567 | 100,099 | 112,133 |
| IRELAND | 312,785 | 315,700 | 291,141 | 285,976 | 21,644 | 29,724 |
| OTHER WESTERN EUROPE | 6,322,899 | 7,396,700 | 5,820,964 | 6,848,711 | 501,935 | 547,989 |
| ICELAND | 174,015 | 217,200 | 172,072 | 213,398 | 1,943 | 3,802 |
| SWEDEN | 1,196,713 | 1,623,000 | 1,171,608 | 1,596,339 | 25,105 | 26,661 |
| NORWAY | 1,102,670 | 1,094,300 | 1,059,314 | 1,039,727 | 43,356 | 54,573 |
| FINLAND | 367,038 | 433,300 | 316,748 | 370,754 | 50,290 | 62,546 |
| AUSTRIA | 394,300 | 373,900 | 364,712 | 340,595 | 29,588 | 33,305 |
| SWITZERLAND | 1,619,207 | 1,936,700 | 1,552,106 | 1,878,201 | 67,101 | 58,499 |
| AZORES | 1,147 | 2,100 | 696 | 1,500 | 451 | 600 |
| SPAIN | 1,146,420 | 1,307,600 | 957,695 | 1,110,308 | 188,725 | 197,292 |
| PORTUGAL | 164,430 | 210,200 | 126,956 | 166,690 | 37,474 | 43,510 |
| GIBRALTAR | 2,938 | 2,700 | 2,617 | 2,535 | 321 | 165 |
| MALTA-GOZO | 4,161 | 9,100 | 4,161 | 9,100 | 0 | 0 |
| GREECE | 149,860 | 186,600 | 92,279 | 119,564 | 57,581 | 67,036 |
| EASTERN EUROPE EXCLUDING U.S.S.R. | 1,235,016 | 1,401,300 | 895,952 | 1,040,333 | 339,064 | 360,967 |
| GERMAN DEMOCRATIC REPUBLIC | 32,227 | 34,100 | 29,490 | 31,784 | 2,737 | 2,316 |
| CZECHOSLOVAKIA | 40,465 | 50,100 | 35,436 | 44,088 | 5,029 | 6,012 |
| HUNGARY | 59,342 | 100,100 | 29,464 | 65,117 | 29,878 | 34,983 |
| POLAND | 400,860 | 431,700 | 260,986 | 269,101 | 139,874 | 162,599 |
| YUGOSLAVIA | 385,085 | 388,200 | 279,606 | 290,797 | 105,479 | 97,403 |
| ALBANIA | 4,810 | 8,400 | 3,907 | 6,301 | 903 | 2,099 |
| ROMANIA | 283,703 | 358,500 | 254,629 | 326,690 | 29,074 | 31,810 |
| BULGARIA | 28,524 | 30,200 | 2,434 | 6,455 | 26,090 | 23,745 |

TABLE 17.--U.S. IMPORTS: VALUE OF TOTAL, NONAGRICULTURAL, AND AGRICULTURAL,
BY COUNTRY, FISCAL YEARS 1978 AND 1979--CONTINUED

| COUNTRY | TOTAL | | NONAGRICULTURAL | | AGRICULTURAL | |
|----------------------------|---------------------|------------|-----------------|------------|--------------|-----------|
| | 1978 | 1979 | 1978 | 1979 | 1978 | 1979 |
| | -- 1,000 DOLLARS -- | | | | | |
| U.S.S.R. | 395,797 | 664,131 | 383,496 | 649,346 | 12,301 | 14,785 |
| U.S.S.R. | 395,503 | 663,900 | 383,202 | 649,137 | 12,301 | 14,763 |
| ESTONIA | 22 | 31 | 22 | 26 | 0 | 5 |
| LATVIA | 250 | 100 | 250 | 100 | 0 | 0 |
| LITHUANIA | 21 | 100 | 21 | 83 | 0 | 17 |
| ASIA | 56,421,185 | 63,437,100 | 54,044,234 | 60,601,523 | 2,376,951 | 2,835,577 |
| WEST ASIA | 11,924,870 | 13,394,700 | 11,667,922 | 13,093,591 | 256,948 | 301,109 |
| TURKEY | 170,933 | 193,700 | 27,969 | 38,203 | 142,964 | 155,497 |
| CYPRUS | 6,969 | 5,600 | 5,265 | 4,583 | 1,704 | 1,017 |
| SYRIA | 25,723 | 102,600 | 18,955 | 96,039 | 6,768 | 6,561 |
| LEBANON | 9,778 | 12,500 | 3,723 | 3,493 | 6,055 | 9,007 |
| IRAQ | 281,470 | 501,000 | 278,094 | 497,128 | 3,376 | 3,872 |
| IRAN | 2,862,369 | 2,170,800 | 2,788,803 | 2,071,769 | 73,566 | 99,031 |
| ISRAEL | 703,450 | 712,300 | 681,692 | 687,399 | 21,758 | 24,901 |
| JORDAN | 443 | 1,100 | 376 | 1,080 | 67 | 20 |
| GAZA STRIP | 194 | 300 | 194 | 300 | 0 | 0 |
| KUWAIT | 87,204 | 80,100 | 87,204 | 80,100 | 0 | 0 |
| SAUDI ARABIA | 5,225,716 | 7,287,300 | 5,225,712 | 7,287,212 | 4 | 88 |
| QATAR | 359,094 | 222,400 | 359,094 | 222,400 | 0 | 0 |
| UNITED ARAB EMIRATES | 1,801,223 | 1,776,700 | 1,801,221 | 1,776,693 | 2 | 7 |
| YEMEN (SANA) | 507 | 1,400 | 188 | 1,192 | 319 | 208 |
| YEMEN (ADEN) | 2,254 | 6,200 | 1,889 | 5,300 | 365 | 900 |
| OMAN | 352,318 | 302,900 | 352,318 | 302,900 | 0 | 0 |
| BAHRAIN | 35,223 | 17,800 | 35,223 | 17,800 | 0 | 0 |
| SOUTH ASIA | 1,188,005 | 1,351,800 | 982,366 | 1,105,548 | 205,639 | 246,252 |
| AFGHANISTAN | 13,308 | 14,300 | 3,323 | 2,610 | 9,985 | 11,690 |
| INDIA | 972,081 | 1,037,900 | 819,893 | 855,471 | 152,188 | 182,429 |
| PAKISTAN | 70,543 | 117,200 | 67,758 | 114,239 | 2,785 | 2,961 |
| NEPAL | 3,659 | 4,500 | 3,575 | 4,251 | 84 | 249 |
| BANGLADESH | 72,842 | 90,900 | 68,826 | 84,935 | 4,016 | 5,965 |
| SRI LANKA (CEYLON) | 55,572 | 87,000 | 18,991 | 44,042 | 36,581 | 42,958 |
| EAST AND SOUTHEAST ASIA | 43,308,310 | 48,690,600 | 41,393,946 | 46,402,384 | 1,914,364 | 2,288,216 |
| JAPAN | 23,683,525 | 25,730,700 | 23,594,906 | 25,641,734 | 88,619 | 88,966 |
| CHINA MAINLAND | 284,021 | 459,600 | 205,053 | 381,929 | 1,746,777 | 2,121,579 |
| SE & ASIA EX JAPAN & CHINA | 19,340,764 | 22,500,300 | 17,593,987 | 20,378,721 | 78,968 | 77,671 |
| RURMA | 2,127 | 9,900 | 2,117 | 9,900 | 10 | 0 |
| THAILAND | 387,230 | 583,400 | 304,044 | 474,204 | 83,186 | 109,196 |
| VIETNAM | 515 | 600 | 515 | 599 | 0 | 1 |
| LADS | 1,079 | 1,600 | 1,073 | 1,600 | 6 | 0 |
| CAMBODIA | 120 | 200 | 120 | 200 | 0 | 0 |
| MALAYSIA | 1,478,820 | 1,877,900 | 1,160,900 | 1,499,769 | 317,920 | 378,131 |
| SINGAPORE | 1,045,773 | 1,413,000 | 1,004,795 | 1,346,420 | 40,978 | 66,580 |
| INDONESIA | 3,420,765 | 3,595,400 | 2,868,126 | 2,819,843 | 552,639 | 775,557 |
| BRUNEI | 141,770 | 162,200 | 141,770 | 162,200 | 0 | 0 |
| PHILIPPINES | 1,123,013 | 1,369,100 | 589,933 | 800,664 | 533,080 | 568,436 |
| MACAO | 56,338 | 75,900 | 56,303 | 75,819 | 35 | 81 |
| SOUTHERN & SE. ASIA-NEC | | | | | 0 | 0 |
| SOUTHERN ASIA, NEC | 821 | 200 | 821 | 200 | 0 | 0 |
| MONGOLIA | 2,932 | 4,300 | 13 | 9 | 2,919 | 4,291 |
| NORTH KOREA | 17 | 100 | 17 | 100 | 0 | 0 |
| REPUBLIC OF KOREA | 3,583,681 | 4,063,000 | 3,525,523 | 3,994,412 | 58,158 | 68,588 |
| HONG KONG | 3,298,605 | 3,710,200 | 3,275,016 | 3,680,755 | 23,589 | 29,445 |
| TAIWAN | 4,797,158 | 5,633,300 | 4,662,901 | 5,512,027 | 134,257 | 121,273 |
| OCEANIA | 2,127,710 | 2,927,800 | 991,783 | 1,205,635 | 1,135,927 | 1,722,165 |
| AUSTRALIA | 1,506,328 | 2,064,700 | 830,083 | 1,035,661 | 676,245 | 1,029,039 |
| PAPUA NEW GUINEA | 74,056 | 81,500 | 14,081 | 25,133 | 59,975 | 56,367 |
| NEW ZEALAND | 461,058 | 675,100 | 75,572 | 72,240 | 385,486 | 602,860 |
| WESTERN SAMOA | 1,223 | 1,000 | 142 | 93 | 1,081 | 907 |
| BRITISH PACIFIC ISLANDS | 16,259 | 14,300 | 16,258 | 13,995 | 1 | 305 |
| FRENCH PACIFIC ISLANDS | 40,051 | 50,700 | 40,002 | 50,605 | 49 | 95 |
| TRUST TERR. OF PACIFIC IS. | 14,677 | 13,900 | 8,955 | 3,529 | 5,722 | 10,371 |
| OTHR PACIFIC ISLANDS, NEC | 14,058 | 26,600 | 6,690 | 4,379 | 7,368 | 22,221 |
| AFRICA | 16,678,547 | 21,514,988 | 15,235,202 | 20,268,337 | 1,443,345 | 1,246,651 |
| NORTH AFRICA | 7,473,154 | 9,184,400 | 7,462,545 | 9,173,802 | 10,609 | 10,598 |
| MOROCCO | 40,550 | 34,400 | 37,551 | 30,605 | 2,999 | 3,795 |
| ALGERIA | 3,512,533 | 4,151,300 | 3,512,074 | 4,150,715 | 459 | 585 |
| TUNISIA | 16,313 | 49,900 | 14,816 | 48,752 | 1,497 | 1,148 |
| LIBYA | 3,794,348 | 4,673,400 | 3,794,348 | 4,673,400 | 0 | 0 |
| EGYPT | 109,410 | 275,400 | 103,756 | 270,330 | 5,654 | 5,070 |
| OTHER AFRICA | 9,205,393 | 12,330,588 | 7,772,657 | 11,094,535 | 1,432,736 | 1,236,053 |
| SUDAN | 15,767 | 15,700 | 12,446 | 12,109 | 3,321 | 3,591 |
| CANARY ISLANDS | 21,595 | 5,000 | 21,565 | 4,932 | 30 | 68 |
| SPANISH AFRICA, NEC | 5 | 3 | 5 | 0 | 0 | 3 |
| WESTERN SAHARA | 1 | 2 | 1 | 0 | 0 | 2 |
| EQUATORIAL GUINEA | 75 | 0 | 75 | 0 | 0 | 0 |
| MAURITANIA | 891 | 300 | 891 | 300 | 0 | 0 |
| CAMERODON | 62,207 | 151,300 | 18,608 | 109,366 | 43,599 | 41,934 |
| SENEGAL | 1,592 | 3,300 | 1,592 | 3,300 | 0 | 0 |

TABLE 17.--U.S. IMPORTS: VALUE OF TOTAL, NONAGRICULTURAL, AND AGRICULTURAL,
BY COUNTRY, FISCAL YEARS 1978 AND 1979--CONTINUED

| COUNTRY | TOTAL | | NONAGRICULTURAL | | AGRICULTURAL | |
|---------------------------------|---------------------|-------------|-----------------|-------------|--------------|------------|
| | 1978 | 1979 | 1978 | 1979 | 1978 | 1979 |
| | -- 1,000 DOLLARS -- | | | | | |
| | | | 366 | 400 | 111 | 0 |
| MALI | 477 | 400 | 42,821 | 59,182 | 7 | 118 |
| GUINEA | 42,828 | 59,300 | 49,022 | 52,067 | 14,988 | 24,833 |
| SIERRA LEONE | 64,010 | 76,900 | 10,698 | 14,179 | 326,252 | 392,521 |
| IVORY COAST | 336,950 | 406,700 | 142,801 | 130,974 | 96,949 | 61,826 |
| GHANA | 239,750 | 192,800 | 135 | 1,800 | 0 | 0 |
| THE GAMBIA | 135 | 1,800 | 15,850 | 20 | 1,831 | 0 |
| NIGER | 17,681 | 20 | 9,482 | 5,694 | 2,585 | 6 |
| TOGO | 12,067 | 5,700 | 4,689,602 | 6,783,591 | 82,324 | 90,609 |
| NIGERIA | 4,771,926 | 6,874,200 | 6,245 | 6,196 | 9 | 4 |
| CENTRAL AFRICAN EMPIRE | 6,254 | 6,200 | 166,157 | 271,000 | 0 | 0 |
| GABON | 166,157 | 271,000 | 28 | 3 | 90 | 45 |
| CHAD | 118 | 48 | 97 | 400 | 0 | 0 |
| ST HELENA | 97 | 400 | 1,972 | 2,369 | 232 | 131 |
| MADEIRA ISLANDS | 2,204 | 2,500 | 562 | 403 | 0 | 97 |
| UPPER VOLTA | 562 | 500 | 96 | 928 | 127 | 72 |
| BENIN | 223 | 1,000 | 210,181 | 310,386 | 43,174 | 28,714 |
| ANGOLA | 253,355 | 339,100 | 1,093 | 985 | 0 | 3,615 |
| WESTERN AFRICA, NEC | 1,093 | 4,600 | 75,685 | 76,000 | 0 | 0 |
| CONGO (BRAZZAVILLE) | 75,685 | 76,000 | 49,561 | 65,989 | 76,346 | 79,011 |
| LIBERIA | 125,907 | 145,000 | 95,798 | 246,210 | 99,623 | 34,890 |
| ZAIRE | 195,421 | 281,100 | 459 | 241 | 25,024 | 39,659 |
| BURUNDI | 25,483 | 39,900 | 993 | 2,005 | 56,158 | 22,195 |
| RWANDA | 57,151 | 24,200 | 366 | 300 | 18 | 0 |
| SOMALIA | 384 | 300 | 445 | 624 | 92,576 | 97,876 |
| ETHIOPIA | 93,021 | 98,500 | 20 | 0 | 17 | 0 |
| DJIBOUTI | 37 | 0 | 115 | 41 | 111,621 | 32,059 |
| UGANDA | 111,736 | 32,100 | 5,614 | 9,066 | 58,428 | 41,034 |
| KENYA | 64,042 | 50,100 | 394 | 291 | 37 | 9 |
| SEYCHELLES | 431 | 300 | 5 | 0 | 0 | 0 |
| BRITISH INDIAN OCEAN TERRY | 5 | 0 | | | | |
| TANZANIA | 89,199 | 48,500 | 12,535 | 5,375 | 76,664 | 43,125 |
| MAURITIUS | 24,368 | 24,800 | 8,626 | 14,516 | 15,742 | 10,284 |
| MOZAMBIQUE | 45,127 | 42,300 | 2,182 | 5,691 | 42,945 | 36,609 |
| MALAGASY REPUBLIC | 105,801 | 76,000 | 1,675 | 2,324 | 104,126 | 73,676 |
| COMOROS | 2,146 | 1,500 | 1 | 69 | 2,145 | 1,431 |
| FRENCH INDIAN OCEAN AREAS | 877 | 1,900 | 40 | 209 | 837 | 1,691 |
| REPUBLIC OF SOUTH AFRICA | 1,924,555 | 2,753,100 | 1,898,965 | 2,710,751 | 25,590 | 42,349 |
| NAMIBIA | 8,165 | 4,200 | 8,115 | 3,873 | 50 | 327 |
| BOTSWANA | 84,653 | 71,800 | 84,628 | 71,790 | 25 | 10 |
| ZAMBIA | 122,734 | 108,100 | 122,716 | 107,872 | 18 | 228 |
| SWAZILAND | 16,963 | 14,300 | 778 | 407 | 16,185 | 13,893 |
| RHODESIA | 460 | 61 | 208 | 61 | 252 | 0 |
| MALAWI | 12,821 | 17,700 | 182 | 192 | 12,639 | 17,508 |
| LESOTHO | 201 | 54 | 160 | 54 | 41 | 0 |
| DESTINATION UNKNOWN | 7,861 | 6,700 | 7,861 | 6,700 | 0 | 0 |
| DEVELOPED COUNTRIES | 94,399,337 | 108,071,800 | 90,311,060 | 102,984,084 | 4,088,277 | 5,087,716 |
| LESS DEVELOPED COUNTRIES | 68,474,331 | 83,019,329 | 59,109,388 | 72,378,016 | 9,364,943 | 10,641,313 |
| CENTRAL PLAN | 1,918,353 | 2,530,131 | 1,485,101 | 2,072,417 | 433,252 | 457,714 |
| CENTRAL PLAN-FUR (INC U.S.S.R.) | 1,630,813 | 2,065,431 | 1,279,448 | 1,689,679 | 351,365 | 375,752 |
| CENTRAL PLAN-ASIA | 287,485 | 464,600 | 205,598 | 382,638 | 81,887 | 81,962 |
| CACM | 1,422,324 | 1,735,900 | 331,455 | 399,957 | 1,090,869 | 1,335,943 |
| LAFTA | 15,081,242 | 19,885,700 | 11,071,607 | 15,057,746 | 4,009,635 | 4,827,954 |
| CCM | 2,024,204 | 1,947,300 | 1,958,210 | 1,882,640 | 65,994 | 64,660 |
| OPFC | 30,527,204 | 37,013,300 | 29,391,126 | 35,625,399 | 1,136,078 | 1,387,901 |
| COMECOM | 1,240,941 | 1,668,831 | 995,934 | 1,392,581 | 244,983 | 276,250 |

TABLE 18--U.S. AGRICULTURAL IMPORTS: VALUE OF TOTAL, COMPLEMENTARY, AND SUPPLEMENTARY, BY COUNTRY, FISCAL YEARS 1978 AND 1979

| COUNTRY | AGRICULTURAL TOTAL | | COMPLEMENTARY | | SUPPLEMENTARY | |
|----------------------------|---------------------|------------|---------------|-----------|---------------|-----------|
| | 1978 | 1979 | 1978 | 1979 | 1978 | 1979 |
| | -- 1,000 DOLLARS -- | | | | | |
| WORLD | 13,886,474 | 16,186,742 | 6,571,991 | 7,111,400 | 7,314,484 | 9,075,342 |
| NORTH AMERICA | 710,227 | 901,440 | 38,813 | 33,028 | 671,414 | 868,413 |
| GREENLAND | 35 | 0 | 0 | 0 | 35 | 0 |
| CANADA | 710,192 | 901,440 | 38,813 | 33,028 | 671,379 | 868,413 |
| ST PIERRE AND MIQUELON | 0 | 0 | 0 | 0 | 0 | 0 |
| LATIN AMERICA | 5,688,270 | 6,706,997 | 3,695,821 | 4,143,381 | 1,992,448 | 2,563,618 |
| MEXICO | 999,505 | 1,241,522 | 307,034 | 452,335 | 692,471 | 789,187 |
| CENTRAL AMERICA | 1,165,394 | 1,427,135 | 827,486 | 927,156 | 337,907 | 499,981 |
| GUATEMALA | 315,995 | 328,766 | 247,064 | 237,550 | 68,931 | 91,216 |
| BOLIVIA | 15,925 | 11,849 | 15 | 0 | 15,909 | 11,849 |
| EL SALVADOR | 128,585 | 244,215 | 92,888 | 205,795 | 35,698 | 38,420 |
| HONDURAS | 268,957 | 289,544 | 213,876 | 193,715 | 55,081 | 95,829 |
| NICARAGUA | 142,248 | 179,251 | 59,681 | 50,504 | 82,566 | 128,748 |
| COSTA RICA | 235,084 | 294,167 | 178,611 | 191,880 | 56,473 | 102,288 |
| PANAMA | 58,422 | 79,324 | 35,229 | 47,712 | 23,193 | 31,612 |
| CANAL ZONE | 178 | 19 | 122 | 0 | 56 | 19 |
| CARIBBEAN | 506,553 | 443,077 | 288,922 | 197,995 | 217,630 | 245,082 |
| BERMUDA | 2 | 1 | 0 | 0 | 2 | 1 |
| BAHAMAS | 2,365 | 1,305 | 1,050 | 346 | 1,315 | 959 |
| CUBA | 0 | 0 | 0 | 0 | 0 | 0 |
| JAMAICA | 7,373 | 12,061 | 2,205 | 2,981 | 5,168 | 9,080 |
| TURKS AND CAICOS ISLAND | 0 | 2 | 0 | 0 | 0 | 2 |
| CAYMAN ISLANDS | 998 | 545 | 33 | 0 | 964 | 545 |
| HAITI | 40,278 | 26,000 | 35,467 | 16,776 | 4,810 | 9,224 |
| DOMINICAN REPUBLIC | 416,493 | 367,067 | 238,768 | 167,071 | 177,725 | 199,996 |
| LEEWARD-WINDWARD IS. | 6,197 | 7,622 | 786 | 762 | 5,411 | 6,860 |
| BARBADOS | 7,020 | 8,649 | 20 | 0 | 7,000 | 8,649 |
| TRINIDAD-TOBAGO | 22,314 | 15,242 | 7,687 | 5,823 | 14,627 | 9,419 |
| NETHERLANDS ANTILLES | 2,877 | 3,836 | 2,775 | 3,780 | 102 | 56 |
| FRENCH WEST INDIES | 636 | 747 | 131 | 456 | 506 | 291 |
| SOUTH AMERICA | 3,016,818 | 3,595,263 | 2,272,379 | 2,565,895 | 744,440 | 1,029,368 |
| COLOMBIA | 735,930 | 933,822 | 673,129 | 838,085 | 62,801 | 95,737 |
| VENEZUELA | 50,982 | 39,910 | 48,302 | 37,352 | 2,680 | 2,558 |
| GUYANA | 6,167 | 8,690 | 76 | 46 | 6,091 | 8,644 |
| SURINAM | 503 | 40 | 31 | 27 | 472 | 12 |
| FRENCH GUIANA | 18 | 101 | 0 | 0 | 18 | 101 |
| ECUADOR | 372,726 | 378,242 | 367,688 | 358,788 | 5,038 | 19,454 |
| PERU | 188,597 | 196,323 | 142,273 | 154,110 | 46,324 | 42,213 |
| BOLIVIA | 20,546 | 25,473 | 5,666 | 6,994 | 14,880 | 18,480 |
| CHILE | 33,874 | 47,148 | 520 | 392 | 33,354 | 46,756 |
| BRAZIL | 1,342,263 | 1,572,466 | 997,396 | 1,061,601 | 344,867 | 510,865 |
| PARAGUAY | 35,767 | 106,338 | 24,009 | 95,863 | 11,758 | 10,475 |
| URUGUAY | 7,000 | 7,932 | 307 | 265 | 6,694 | 7,667 |
| ARGENTINA | 222,445 | 278,778 | 12,982 | 12,372 | 209,463 | 266,406 |
| OTHER SOUTH AMERICA | 0 | 0 | 0 | 0 | 0 | 0 |
| EUROPE | 2,531,752 | 2,773,913 | 394,449 | 368,667 | 2,137,303 | 2,405,246 |
| WESTERN EUROPE | 2,100,387 | 2,398,161 | 387,503 | 361,613 | 1,792,885 | 2,036,548 |
| EC (9) | 1,678,452 | 1,850,172 | 362,575 | 332,118 | 1,315,879 | 1,518,057 |
| EC (16) | 1,301,978 | 1,432,814 | 308,262 | 272,669 | 993,717 | 1,160,147 |
| NETHERLANDS | 400,938 | 412,020 | 157,001 | 121,033 | 243,937 | 290,997 |
| BELGIUM-LUXEMBOURG | 44,499 | 24,184 | 5,212 | 5,763 | 39,287 | 18,421 |
| FRANCE | 344,789 | 395,250 | 65,755 | 73,434 | 279,034 | 321,816 |
| FED REPUBLIC OF GERMANY | 268,748 | 294,613 | 74,106 | 66,139 | 194,642 | 228,474 |
| ITALY | 243,004 | 306,738 | 6,188 | 6,300 | 236,817 | 300,439 |
| EC (3) | 376,474 | 417,358 | 54,313 | 59,449 | 322,162 | 357,910 |
| DENMARK | 254,731 | 275,501 | 21,244 | 22,467 | 233,487 | 253,035 |
| UNITED KINGDOM | 100,099 | 112,133 | 28,300 | 31,982 | 71,800 | 80,151 |
| IRELAND | 21,644 | 29,724 | 4,769 | 5,000 | 16,875 | 24,724 |
| OTHER WESTERN EUROPE | 501,935 | 547,989 | 24,928 | 29,495 | 477,006 | 518,491 |
| ICELAND | 1,943 | 3,802 | 1 | 16 | 1,942 | 3,785 |
| SWEDEN | 25,105 | 26,661 | 1,077 | 1,205 | 24,028 | 25,456 |
| NORWAY | 43,356 | 54,573 | 151 | 309 | 43,205 | 54,264 |
| FINLAND | 50,290 | 62,546 | 195 | 681 | 50,095 | 61,865 |
| AUSTRIA | 29,588 | 33,305 | 431 | 381 | 29,157 | 32,923 |
| SWITZERLAND | 67,101 | 58,499 | 9,155 | 9,664 | 57,946 | 48,835 |
| AZORES | 451 | 600 | 1 | 10 | 450 | 590 |
| SPAIN | 188,725 | 197,292 | 11,471 | 14,456 | 177,253 | 182,836 |
| PORTUGAL | 37,474 | 43,510 | 423 | 444 | 37,051 | 43,066 |
| GIBRALTAR | 321 | 165 | 0 | 0 | 321 | 165 |
| MALTA-GOZO | 0 | 0 | 0 | 0 | 0 | 0 |
| GREECE | 57,581 | 67,036 | 2,023 | 2,329 | 55,558 | 64,706 |
| EASTERN EUROPE EX U.S.S.R. | 339,064 | 360,967 | 6,707 | 6,593 | 332,356 | 354,374 |
| GERMAN DEMOCRATIC REPUBLIC | 2,737 | 2,316 | 6 | 71 | 2,732 | 2,245 |
| CZECHOSLOVAKIA | 5,029 | 6,012 | 32 | 34 | 4,996 | 5,978 |
| HUNGARY | 29,878 | 34,983 | 35 | 124 | 29,842 | 34,859 |
| POLAND | 139,874 | 167,599 | 1,568 | 863 | 138,306 | 161,736 |
| YUGOSLAVIA | 105,479 | 97,403 | 3,232 | 2,428 | 102,247 | 94,975 |
| ALBANIA | 903 | 2,099 | 866 | 1,898 | 37 | 201 |
| ROMANIA | 27,074 | 31,810 | 671 | 232 | 28,403 | 31,578 |
| BULGARIA | 26,090 | 23,745 | 297 | 943 | 25,793 | 22,802 |

TABLE 18--U.S. AGRICULTURAL IMPORTS: VALUE OF TOTAL, COMPLEMENTARY, AND SUPPLEMENTARY,
BY COUNTRY, FISCAL YEARS 1978 AND 1979--CONTINUED

| COUNTRY | AGRICULTURAL TOTAL | | COMPLEMENTARY | | SUPPLEMENTARY | |
|------------------------------|---------------------|------------|---------------|-----------|---------------|-----------|
| | 1978 | 1979 | 1978 | 1979 | 1978 | 1979 |
| | -- 1,000 DOLLARS -- | | | | | |
| U.S.S.R. | 12,301 | 14,785 | 239 | 461 | 12,062 | 14,324 |
| U.S.S.R. | 12,301 | 14,763 | 239 | 461 | 12,062 | 14,302 |
| EASTONIA | 0 | 5 | 0 | 0 | 0 | 5 |
| LATVIA | 0 | 0 | 0 | 0 | 0 | 0 |
| LITHUANIA | 0 | 17 | 0 | 0 | 0 | 17 |
| ASIA | 2,376,951 | 2,835,577 | 1,052,970 | 1,386,290 | 1,323,982 | 1,449,291 |
| WEST ASIA | 255,948 | 301,109 | 19,122 | 16,654 | 237,828 | 284,455 |
| TURKEY | 142,964 | 153,497 | 3,414 | 3,115 | 139,550 | 152,382 |
| CYPRUS | 1,704 | 1,017 | 1,137 | 152 | 567 | 865 |
| SYRIA | 6,768 | 6,561 | 823 | 718 | 5,945 | 5,843 |
| IRAN | 6,055 | 9,007 | 177 | 121 | 5,879 | 8,886 |
| IRAQ | 3,376 | 3,872 | 573 | 944 | 2,803 | 2,928 |
| IRAN | 73,566 | 99,031 | 9,738 | 6,437 | 63,828 | 92,594 |
| ISRAEL | 21,758 | 24,901 | 2,777 | 4,335 | 18,981 | 20,567 |
| JORDAN | 67 | 20 | 4 | 20 | 63 | 0 |
| GAZA STRIP | 0 | 0 | 0 | 0 | 0 | 0 |
| KUWAIT | 0 | 0 | 0 | 0 | 0 | 0 |
| SAUDI ARABIA | 4 | 88 | 0 | 0 | 4 | 88 |
| QATAR | 0 | 0 | 0 | 0 | 0 | 0 |
| UNITED ARAB EMIRATES | 2 | 7 | 0 | 6 | 2 | 0 |
| YEMEN (SANA) | 319 | 208 | 159 | 206 | 161 | 1 |
| YEMEN (ADEN) | 365 | 900 | 320 | 600 | 45 | 301 |
| OMAN | 0 | 0 | 0 | 0 | 0 | 0 |
| BAHRAIN | 0 | 0 | 0 | 0 | 0 | 0 |
| SOUTH ASIA | 205,639 | 246,252 | 136,758 | 146,788 | 68,879 | 101,466 |
| AFGHANISTAN | 9,985 | 11,690 | 5,099 | 213 | 4,886 | 11,477 |
| INDIA | 152,188 | 182,429 | 94,760 | 105,625 | 57,427 | 76,805 |
| PAKISTAN | 2,785 | 2,961 | 63 | 1,318 | 2,722 | 1,644 |
| NEPAL | 84 | 249 | 0 | 0 | 84 | 249 |
| BANGLADESH | 4,016 | 5,965 | 1,091 | 113 | 2,924 | 5,852 |
| SRI LANKA (CEYLON) | 36,581 | 42,958 | 35,745 | 37,519 | 836 | 5,439 |
| EAST AND SOUTHEAST ASIA | 1,914,364 | 2,288,216 | 897,090 | 1,224,848 | 1,017,275 | 1,063,370 |
| JAPAN | 88,619 | 88,966 | 7,926 | 9,148 | 80,693 | 79,818 |
| CHINA MAINLAND | 78,968 | 77,671 | 19,397 | 27,841 | 59,571 | 49,831 |
| SE & ASIA EX JAPAN AND CHINA | 1,746,777 | 21,121,579 | 869,767 | 1,187,859 | 877,011 | 933,721 |
| BURMA | 10 | 0 | 0 | 0 | 10 | 0 |
| THAILAND | 83,186 | 109,196 | 41,837 | 55,347 | 41,348 | 53,849 |
| VIETNAM | 0 | 1 | 0 | 0 | 0 | 1 |
| LAOS | 6 | 0 | 0 | 0 | 6 | 0 |
| CAMBODIA | 0 | 0 | 0 | 0 | 0 | 0 |
| MALAYSIA | 317,920 | 376,131 | 225,725 | 262,136 | 92,196 | 115,996 |
| SINGAPORE | 40,978 | 66,580 | 34,924 | 57,367 | 6,055 | 9,213 |
| INDONESIA | 552,639 | 775,557 | 535,825 | 764,516 | 16,814 | 11,041 |
| BRUNEI | 0 | 0 | 0 | 0 | 0 | 0 |
| PHILIPPINES | 533,080 | 568,436 | 19,579 | 30,471 | 513,501 | 537,965 |
| MACAO | 35 | 81 | 22 | 36 | 13 | 45 |
| SOUTHERN ASIA, NEC | 0 | 0 | 0 | 0 | 0 | 0 |
| MONGOLIA | 2,919 | 4,291 | 0 | 0 | 2,919 | 4,291 |
| NORTH KOREA | 0 | 0 | 0 | 0 | 0 | 0 |
| REPUBLIC OF KOREA | 58,158 | 68,583 | 3,659 | 10,344 | 54,499 | 58,244 |
| HONG KONG | 23,589 | 29,445 | 1,469 | 1,739 | 22,120 | 27,706 |
| TAIWAN | 134,257 | 121,273 | 6,727 | 5,903 | 127,530 | 115,370 |
| OCEANIA | 1,135,927 | 1,722,165 | 81,736 | 82,869 | 1,054,190 | 1,639,297 |
| AUSTRALIA | 676,245 | 1,029,039 | 1,037 | 1,090 | 675,208 | 1,027,949 |
| PAPUA NEW GUINEA | 59,975 | 56,367 | 59,726 | 55,652 | 248 | 715 |
| NEW ZEALAND | 385,486 | 602,860 | 19,190 | 24,889 | 366,297 | 577,972 |
| WESTERN SAMOA | 1,081 | 907 | 949 | 512 | 132 | 395 |
| BRITISH PACIFIC ISLANDS | 1 | 305 | 0 | 1 | 1 | 304 |
| FRENCH PACIFIC ISLANDS | 49 | 95 | 46 | 95 | 3 | 0 |
| TRUST TERR. OF PACIFIC IS. | 5,722 | 10,371 | 6 | 0 | 5,715 | 10,371 |
| OTHER PACIFIC ISLANDS, NEC | 7,368 | 22,221 | 782 | 630 | 6,586 | 21,591 |
| AFRICA | 1,443,345 | 1,246,651 | 1,308,197 | 1,097,165 | 135,149 | 149,484 |
| NORTH AFRICA | 10,609 | 10,598 | 5,397 | 6,247 | 5,212 | 4,349 |
| MOROCCO | 2,999 | 3,795 | 1,550 | 2,172 | 1,409 | 1,622 |
| ALGERIA | 459 | 585 | 157 | 300 | 302 | 284 |
| TUNISIA | 1,497 | 1,148 | 687 | 346 | 810 | 802 |
| LIBYA | 0 | 0 | 0 | 0 | 0 | 0 |
| EGYPT | 5,654 | 5,070 | 2,963 | 3,429 | 2,691 | 1,641 |
| OTHER AFRICA | 1,432,736 | 1,236,053 | 1,302,800 | 1,090,918 | 129,937 | 145,135 |
| SUDAN | 3,321 | 3,591 | 100 | 0 | 3,222 | 3,591 |
| CANARY ISLANDS | 30 | 68 | 0 | 0 | 30 | 68 |
| SPANISH AFRICA, NEC | 0 | 3 | 0 | 0 | 0 | 3 |
| WESTERN SAHARA | 0 | 2 | 0 | 0 | 0 | 2 |
| EQUATORIAL GUINEA | 0 | 0 | 0 | 0 | 0 | 0 |
| MAURITANIA | 0 | 0 | 0 | 0 | 0 | 0 |
| CAMEROON | 43,599 | 41,934 | 36,139 | 37,261 | 5,461 | 4,673 |
| SENEGAL | 0 | 0 | 0 | 0 | 0 | 0 |

TABLE 16 --U.S. AGRICULTURAL IMPORTS: VALUE OF TOTAL, COMPLEMENTARY, AND SUPPLEMENTARY,
BY COUNTRY, FISCAL YEARS 1978 AND 1979--CONTINUED

| COUNTRY | AGRICULTURAL TOTAL | | COMPLEMENTARY | | SUPPLEMENTARY | |
|---------------------------------|---------------------|------------|---------------|-----------|---------------|-----------|
| | 1978 | 1979 | 1978 | 1979 | 1978 | 1979 |
| | -- 1,000 DOLLARS -- | | | | | |
| MALI | 111 | 0 | 54 | 0 | 57 | 0 |
| GUINEA | 7 | 118 | 0 | 53 | 7 | 65 |
| SIERRA LEONE | 14,988 | 24,833 | 14,988 | 24,826 | 0 | 7 |
| IVORY COAST | 326,252 | 392,521 | 324,710 | 389,745 | 1,542 | 2,776 |
| GHANA | 96,949 | 61,826 | 96,935 | 61,823 | 13 | 3 |
| THE GAMBIA | 0 | 0 | 0 | 0 | 0 | 0 |
| NIIGER | 1,831 | 0 | 1,831 | 0 | 0 | 0 |
| TOGO | 2,585 | 6 | 2,521 | 0 | 64 | 6 |
| NIIGERIA | 82,324 | 90,609 | 79,126 | 89,135 | 3,199 | 1,474 |
| CENTRAL AFRICAN EMPIRE | 9 | 4 | 0 | 0 | 9 | 4 |
| GABON | 0 | 0 | 0 | 0 | 0 | 0 |
| CHAD | 90 | 45 | 0 | 45 | 90 | 0 |
| ST HELENA | 0 | 0 | 0 | 0 | 0 | 0 |
| MADEIRA ISLANDS | 232 | 131 | 0 | 0 | 232 | 131 |
| UPPER VOLTA | 0 | 97 | 0 | 97 | 0 | 0 |
| BENIN | 127 | 72 | 0 | 1 | 127 | 71 |
| ANGOLA | 43,174 | 28,714 | 42,955 | 28,059 | 219 | 655 |
| WESTERN AFRICA, NEC | 0 | 3,615 | 0 | 3,615 | 0 | 0 |
| CONGO (BRAZZAVILLE) | 0 | 0 | 0 | 0 | 0 | 0 |
| LIBERIA | 76,346 | 79,011 | 76,303 | 78,603 | 43 | 408 |
| ZAIRE | 99,623 | 34,890 | 98,418 | 34,341 | 1,205 | 548 |
| BURUNDI | 25,024 | 39,659 | 25,024 | 39,659 | 0 | 0 |
| RWANDA | 56,158 | 22,195 | 56,135 | 22,195 | 23 | 0 |
| SOMALIA | 18 | 0 | 0 | 0 | 18 | 0 |
| ETHIOPIA | 92,576 | 97,876 | 89,537 | 95,527 | 3,039 | 2,349 |
| DJIBOUTI | 17 | 0 | 0 | 0 | 17 | 0 |
| UGANDA | 111,621 | 32,059 | 111,621 | 32,056 | 0 | 3 |
| KENYA | 58,428 | 41,834 | 55,579 | 38,511 | 2,848 | 2,523 |
| SEYCHELLES | 37 | 9 | 24 | 9 | 13 | 0 |
| BRITISH INDIAN OCEAN TERRIT | 0 | 0 | 0 | 0 | 0 | 0 |
| TANZANIA | 76,664 | 43,125 | 72,162 | 36,836 | 4,502 | 6,290 |
| MAURITIUS | 15,742 | 10,284 | 0 | 0 | 15,742 | 10,284 |
| MOZAMBIQUE | 42,945 | 36,609 | 1,808 | 1,568 | 41,137 | 35,041 |
| MALAGASY REPUBLIC | 104,126 | 73,676 | 104,089 | 68,788 | 36 | 4,888 |
| COMOROS | 2,145 | 1,431 | 2,145 | 1,431 | 0 | 0 |
| FRENCH INDIAN OCEAN AREAS | 837 | 1,691 | 837 | 1,691 | 0 | 0 |
| REPUBLIC OF SOUTH AFRICA | 25,590 | 42,349 | 2,458 | 1,790 | 23,132 | 40,559 |
| NAMIBIA | 50 | 327 | 0 | 0 | 50 | 327 |
| BOTSWANA | 25 | 10 | 0 | 0 | 25 | 10 |
| ZAMBIA | 18 | 228 | 0 | 0 | 18 | 228 |
| SWAZILAND | 16,185 | 13,893 | 0 | 0 | 16,185 | 13,893 |
| RHODESIA | 252 | 0 | 252 | 0 | 0 | 0 |
| MALAWI | 12,639 | 17,508 | 5,008 | 3,253 | 7,632 | 14,255 |
| LESOTHO | 41 | 0 | 41 | 0 | 0 | 0 |
| DESTINATION UNKNOWN | 0 | 0 | 0 | 0 | 0 | 0 |
| DEVELOPED COUNTRIES | 4,088,277 | 5,087,716 | 459,704 | 435,893 | 3,628,575 | 4,651,826 |
| LESS DEVELOPED COUNTRIES | 9,364,943 | 10,641,313 | 6,085,939 | 6,640,612 | 3,279,003 | 4,000,703 |
| CENTRAL PLAN | 433,252 | 457,714 | 26,343 | 34,895 | 406,908 | 422,820 |
| CENTRAL PLAN-EUR (INC U.S.S.R.) | 351,365 | 375,752 | 6,946 | 7,054 | 344,418 | 368,698 |
| CENTRAL PLAN-ASIA | 81,887 | 81,962 | 19,397 | 27,841 | 62,490 | 54,122 |
| CACM | 1,090,869 | 1,335,943 | 792,120 | 879,444 | 298,749 | 456,501 |
| LAFTA | 4,009,635 | 4,827,954 | 2,579,306 | 3,018,157 | 1,430,330 | 1,809,798 |
| CCM | 65,994 | 64,660 | 10,822 | 9,612 | 55,170 | 55,048 |
| OPEC | 1,136,078 | 1,387,901 | 1,041,409 | 1,257,478 | 94,670 | 130,421 |
| COMECON | 244,983 | 275,250 | 2,848 | 2,728 | 242,134 | 273,522 |

TABLE 19--U.S. AGRICULTURAL IMPORTS: QUANTITY AND VALUE, COMMODITY BY COUNTRY
FISCAL YEARS 1978 AND 1979

| SCHED. A COUNTRY | QUANTITY | | VALUE | | SCHED. A COUNTRY | QUANTITY | | VALUE | |
|--|-----------|---------|--------------------|--------------------|--|----------|---------|--------------------|--------------------|
| | 1978 | 1979 | 1978 1,000 DOL. | 1979 1,000 DOL. | | 1978 | 1979 | 1978 1,000 DOL. | 1979 1,000 DOL. |
| 0011010 BULLS-FOR BREEDING NO | | | | | NICARAG 49 0 98 0 | | | | |
| TOTAL | 1,807 | 2,312 | 1,503 | 2,983 | C RICA | 35 | 4 | 129 | 11 |
| CANADA | 1,804 | 2,312 | 1,496 | 2,983 | AUSTRAL | 453 | 743 | 753 | 1,633 |
| OTHERS | 3 | 0 | 7 | 0 | N ZEAL | 159 | 102 | 255 | 226 |
| 0011022 COWS-DAIRY, FOR BREEDING NO | | | | | OTHERS 3 78 18 225 | | | | |
| TOTAL | 2,874 | 4,508 | 1,894 | 4,143 | 0111020 BEEF-WITHOUT BONE,FR,FROZEN MT | | | | |
| CANADA | 2,871 | 6,508 | 1,888 | 4,143 | TOTAL | 605,541 | 697,001 | 924,674 | 1,623,597 |
| OTHERS | 3 | 0 | 6 | 0 | CANADA | 19,410 | 21,705 | 35,155 | 52,735 |
| 0011030 COWS-EX DAIRY, FOR BREEDING NO | | | | | MEXICO 29,251 10,495 48,446 24,809 | | | | |
| TOTAL | 2,223 | 5,222 | 2,198 | 5,339 | GUATMAL | 13,158 | 15,072 | 23,239 | 37,103 |
| CANADA | 2,119 | 5,222 | 2,015 | 5,339 | SALVADR | 2,744 | 4,940 | 5,241 | 12,396 |
| IRELAND | 96 | 0 | 168 | 0 | HONDURA | 19,445 | 27,687 | 32,706 | 61,410 |
| OTHERS | 8 | 0 | 15 | 0 | NICARAG | 29,365 | 38,317 | 53,196 | 99,448 |
| 0011040 COWS-DAIRY, 700 MTS AND OVER NO | | | | | C RICA 22,279 32,975 38,107 80,276 | | | | |
| TOTAL | 2,456 | 6,478 | 1,333 | 5,614 | DOM REP | 10 | 2,365 | 20 | 5,604 |
| CANADA | 2,438 | 6,478 | 1,326 | 5,614 | AUSTRAL | 344,578 | 385,978 | 497,904 | 889,630 |
| OTHERS | 18 | 0 | 7 | 0 | N ZEAL | 124,397 | 156,161 | 189,002 | 357,145 |
| 0011055 CATTLE-DUTIABLE BY WEIGHT,ETC NO | | | | | OTHERS 904 1,306 1,658 3,041 | | | | |
| TOTAL | 1,230,952 | 844,468 | 216,400 | 224,658 | 0111030 VEAL-FRESH, FROZEN MT | | | | |
| CANADA | 509,488 | 326,550 | 119,377 | 123,462 | TOTAL | 11,333 | 11,524 | 17,022 | 27,974 |
| MEXICO | 721,289 | 517,487 | 96,870 | 100,951 | CANADA | 219 | 541 | 387 | 1,673 |
| OTHERS | 175 | 431 | 153 | 245 | AUSTRAL | 3,744 | 3,620 | 5,411 | 8,298 |
| 0012000 SHEEP, LAMBS, GOATS-LIVE NO | | | | | N ZEAL 7,350 7,358 11,190 17,988 | | | | |
| TOTAL | 11,930 | 8,227 | 667 | 565 | OTHERS | 20 | 5 | 34 | 15 |
| CANADA | 11,857 | 8,165 | 633 | 551 | 0111040 BEEF AND VEAL-PREP,FR,FROZEN MT | | | | |
| OTHERS | 73 | 62 | 34 | 14 | TOTAL | 3,852 | 3,278 | 4,832 | 6,498 |
| 0013000 SWINE-LIVE NO | | | | | MEXICO 32 296 54 585 | | | | |
| TOTAL | 184,790 | 133,927 | 20,111 | 17,551 | NICARAG | 624 | 68 | 835 | 122 |
| CANADA | 184,453 | 133,924 | 19,992 | 17,545 | ARGENT | 58 | 0 | 116 | 0 |
| OTHERS | 337 | 3 | 119 | 6 | AUSTRAL | 765 | 1,801 | 1,130 | 3,702 |
| 0014000 POULTRY-LIVE NA | | | | | N ZEAL 2,320 1,113 2,637 2,088 | | | | |
| TOTAL | --- | --- | 3,798 | 3,947 | OTHERS | 53 | 0 | 60 | 1 |
| CANADA | --- | --- | 3,762 | 3,912 | 0112040 LAMB-FRESH, FROZEN MT | | | | |
| OTHERS | --- | --- | 36 | 35 | TOTAL | 15,546 | 19,552 | 26,570 | 39,368 |
| 0015010 HORSES-MALE, FOR BREEDING NO | | | | | AUSTRAL 2,822 5,621 4,360 9,831 | | | | |
| TOTAL | 87 | 88 | 2,629 | 806 | N ZEAL | 12,701 | 13,895 | 22,178 | 29,493 |
| CANADA | 5 | 4 | 863 | 12 | OTHERS | 23 | 36 | 32 | 44 |
| CHILE | 5 | 0 | 205 | 0 | 0113000 PORK-FRESH, FROZEN MT | | | | |
| ARGENT | 43 | 23 | 1,063 | 554 | TOTAL | 22,116 | 41,226 | 32,195 | 65,354 |
| SWEDEN | 15 | 0 | 284 | 0 | CANADA | 21,994 | 41,152 | 31,997 | 65,222 |
| DENMARK | 0 | 24 | 0 | 123 | AUSTRAL | 108 | 74 | 141 | 132 |
| SPAIN | 0 | 9 | 0 | 64 | OTHERS | 14 | 0 | 57 | 0 |
| OTHERS | 19 | 28 | 214 | 53 | 0116000 VARIETY MEATS-FRESH, FROZEN MT | | | | |
| 0015030 HORSES-N/SLAUGHTER,N/BREEDING NO | | | | | TOTAL 2,356 4,166 2,314 6,936 | | | | |
| TOTAL | 11,302 | 12,580 | 66,358 | 92,001 | CANADA | 1,670 | 2,080 | 1,731 | 3,485 |
| CANADA | 9,219 | 10,281 | 36,276 | 51,781 | IRELAND | 138 | 65 | 59 | 46 |
| PANAMA | 9 | 5 | 243 | 52 | AUSTRAL | 331 | 1,603 | 393 | 2,909 |
| CHILE | 35 | 33 | 706 | 1,196 | N ZEAL | 81 | 105 | 49 | 179 |
| BRAZIL | 1 | 3 | 70 | 295 | OTHERS | 136 | 313 | 82 | 317 |
| ARGENT | 215 | 188 | 1,779 | 2,289 | 0119020 FROG MEAT MT | | | | |
| SWEDEN | 21 | 54 | 273 | 567 | TOTAL | 2,648 | 3,490 | 7,449 | 12,181 |
| U KING | 148 | 271 | 1,512 | 6,218 | NETHLOS | 187 | 75 | 476 | 258 |
| IRELAND | 112 | 150 | 2,574 | 3,403 | INDIA | 1,666 | 2,085 | 4,223 | 6,761 |
| NETHLOS | 38 | 60 | 196 | 470 | BNGLOSH | 480 | 905 | 1,207 | 2,743 |
| FRANCE | 106 | 209 | 10,494 | 13,123 | INDNSIA | 33 | 20 | 182 | 93 |
| FR GERM | 216 | 64 | 1,445 | 496 | JAPAN | 265 | 248 | 1,308 | 1,724 |
| POLAND | 21 | 45 | 664 | 1,192 | OTHERS | 17 | 153 | 53 | 602 |
| SPAIN | 28 | 60 | 103 | 443 | 0119040 MEATS, NES-FRESH, FROZEN, ETC MT | | | | |
| ITALY | 25 | 54 | 165 | 1,404 | TOTAL | 1,336 | 1,635 | 2,809 | 3,459 |
| AUSTRAL | 277 | 353 | 2,214 | 2,573 | CANADA | 230 | 262 | 525 | 637 |
| N ZEAL | 448 | 432 | 5,287 | 4,828 | CAYMAN | 124 | 81 | 641 | 545 |
| EGYPT | 55 | 28 | 987 | 434 | CHINA H | 521 | 740 | 675 | 869 |
| OTHERS | 328 | 290 | 1,370 | 1,237 | AUSTRAL | 212 | 263 | 387 | 581 |
| 0111010 BEEF-WITH BONE-FRESH,FROZEN MT | | | | | N ZEAL 41 92 225 510 | | | | |
| TOTAL | 5,765 | 14,338 | 8,575 | 31,230 | OTHERS | 208 | 197 | 356 | 317 |
| CANADA | 4,990 | 12,413 | 7,044 | 25,933 | 0130020 HAMS, SHOULDERS-N/COOKED,N/CND. MT | | | | |
| MEXICO | 76 | 423 | 278 | 1,628 | TOTAL | 441 | 273 | 1,759 | 1,180 |
| GUATMAL | 0 | 473 | 0 | 1,234 | CANADA | 272 | 250 | 1,083 | 1,011 |
| HONDURA | 0 | 102 | (1) | 340 | DENMARK | 86 | 0 | 307 | 0 |
| | | | | | FR GERM | 18 | 19 | 125 | 142 |

TABLE 19--U.S. AGRICULTURAL IMPORTS: QUANTITY AND VALUE, COMMODITY BY COUNTRY
FISCAL YEARS 1978 AND 1979--CONTINUED

| SCHED. A COUNTRY | QUANTITY | | VALUE | | SCHED. A COUNTRY | QUANTITY | | VALUE | |
|--|----------|---------|--------------------|--------------------|--------------------------------------|----------|--------|--------------------|--------------------|
| | 1978 | 1979 | 1978 1,000 DOL. | 1979 1,000 DOL. | | 1978 | 1979 | 1978 1,000 DOL. | 1979 1,000 DOL. |
| POLAND | 32 | 0 | | 97 | | | | | |
| OTHERS | 33 | 4 | | 147 | | | | | |
| 0130040 BACON-N/COOKED-N/BONED-N/CND | MT | | | | 0146060 BEEF,VEAL,NSPF-PREPARED,PRES | MT | | | |
| TOTAL | 363 | 1,298 | 826 | 3,077 | TOTAL | 27,119 | 27,734 | 52,413 | 85,762 |
| CANADA | 146 | 84 | 374 | 226 | CANADA | 29 | 18 | 210 | 175 |
| HUNGARY | 175 | 1,125 | 388 | 2,715 | BRAZIL | 6,819 | 2,814 | 13,794 | 9,686 |
| ROMANIA | 42 | 89 | 64 | 136 | URUGUAY | 0 | 176 | 0 | 554 |
| | | | | | ARGENT | 18,093 | 23,838 | 35,103 | 73,275 |
| 0141000 MEAT EXTRACTS AND JUICES | MT | | | | AUSTRAL | 1,842 | 722 | 2,803 | 1,676 |
| TOTAL | 518 | 520 | 1,975 | 2,523 | N ZEAL | 292 | 35 | 372 | 110 |
| BRAZIL | 54 | 151 | 217 | 708 | OTHERS | 44 | 131 | 131 | 286 |
| ARGENT | 329 | 299 | 1,028 | 1,370 | 0140070 MEATS,NSPF-PREP-PRES | MT | | | |
| U KING | 6 | 4 | 115 | 85 | TOTAL | 4,546 | 5,541 | 13,022 | 14,925 |
| AUSTRAL | 116 | 45 | 556 | 280 | CANADA | 120 | 68 | 546 | 158 |
| OTHERS | 13 | 21 | 59 | 80 | DENMARK | 2,732 | 3,723 | 5,455 | 7,564 |
| 0147025 SAUSAGE-PORK | MT | | | | NETHLD | 79 | 240 | 130 | 402 |
| TOTAL | 2,077 | 2,255 | 6,362 | 6,773 | FRANCE | 697 | 578 | 4,431 | 4,129 |
| CANADA | 1,219 | 1,385 | 4,038 | 4,652 | POLAND | 263 | 251 | 488 | 410 |
| DENMARK | 768 | 817 | 1,986 | 1,952 | YUGOSLV | 33 | 42 | 245 | 330 |
| ROMANIA | 32 | 38 | 137 | 147 | TAIWAN | 295 | 323 | 843 | 988 |
| OTHERS | 58 | 15 | 201 | 22 | AUSTRAL | 127 | 119 | 408 | 422 |
| 0147045 SAUSAGE-BEEF | MT | | | | OTHERS | 200 | 197 | 476 | 522 |
| TOTAL | 867 | 1,013 | 2,577 | 3,107 | 0223000 MILK & CREAM-N/D 4% 8/FAT | NA | | | |
| DENMARK | 803 | 917 | 2,387 | 2,846 | TOTAL | --- | --- | 5,846 | 5,133 |
| OTHERS | 64 | 96 | 190 | 261 | CANADA | --- | --- | 19 | 148 |
| 0147060 SAUSAGE-EXCEPT PORK AND BEEF | MT | | | | N ZEAL | --- | --- | 5,827 | 4,980 |
| TOTAL | 1,762 | 1,729 | 4,446 | 4,427 | OTHERS | --- | --- | 0 | 5 |
| CANADA | 764 | 953 | 1,719 | 2,395 | 0240005 CHEESE-BLUE MOLD | MT | | | |
| DENMARK | 902 | 691 | 2,419 | 1,782 | TOTAL | 2,147 | 1,990 | 5,948 | 5,674 |
| FR GERM | 82 | 59 | 271 | 201 | DENMARK | 1,964 | 1,812 | 5,364 | 5,046 |
| OTHERS | 14 | 26 | 37 | 49 | U KING | 118 | 107 | 360 | 377 |
| 0148010 GOOSE LIVER PRODUCTS | MT | | | | ITALY | 40 | 47 | 137 | 171 |
| TOTAL | 74 | 50 | 1,438 | 1,119 | OTHERS | 25 | 24 | 67 | 80 |
| FRANCE | 74 | 50 | 1,435 | 1,119 | 0240010 CHEESE-CHEDDAR | MT | | | |
| OTHERS | 0 | 0 | 3 | 0 | TOTAL | 4,384 | 4,862 | 7,444 | 8,063 |
| 0148020 HAMS, SHOULDERS-COOKED, CANNED | MT | | | | CANADA | 385 | 273 | 1,301 | 943 |
| TOTAL | 117,520 | 111,447 | 399,085 | 405,883 | AUSTRAL | 1,003 | 1,170 | 1,192 | 1,616 |
| DENMARK | 38,958 | 35,418 | 144,654 | 139,902 | N ZEAL | 2,841 | 3,360 | 4,656 | 5,326 |
| NETHLD | 9,581 | 5,059 | 35,494 | 18,880 | OTHERS | 155 | 59 | 295 | 158 |
| DELGIUM | 590 | 377 | 1,932 | 1,185 | 0240017 CHEESE-EDAM AND GOUDA | MT | | | |
| FR GERM | 500 | 452 | 1,842 | 1,740 | TOTAL | 4,219 | 5,028 | 11,810 | 13,365 |
| CZECH | 960 | 1,467 | 2,084 | 4,647 | FINLAND | 353 | 690 | 334 | 670 |
| HUNGARY | 6,495 | 6,856 | 22,883 | 23,322 | NETHLD | 3,538 | 3,769 | 10,926 | 11,775 |
| POLAND | 33,016 | 39,133 | 116,343 | 138,660 | PORTUGL | 86 | 210 | 124 | 304 |
| YUGOSLV | 17,681 | 17,052 | 57,280 | 58,418 | OTHERS | 237 | 359 | 426 | 616 |
| ROMANIA | 4,342 | 5,149 | 14,356 | 17,415 | 0240020 CHEESE-ROQUEFORT | MT | | | |
| OTHERS | 397 | 484 | 1,417 | 1,714 | TOTAL | 616 | 650 | 3,424 | 3,989 |
| 0148030 BACON-PORK, COOKED, CANNED | MT | | | | FRANCE | 616 | 650 | 3,424 | 3,989 |
| TOTAL | 1,816 | 629 | 3,132 | 1,127 | 0240025 CHEESE-REGGIANO,ETC | MT | | | |
| CANADA | 64 | 78 | 114 | 199 | TOTAL | 5,045 | 3,596 | 13,811 | 12,372 |
| HUNGARY | 1,027 | 81 | 1,992 | 190 | ARGENT | 3,801 | 2,251 | 8,216 | 5,399 |
| ROMANIA | 659 | 452 | 845 | 687 | DENMARK | 0 | 126 | 0 | 328 |
| OTHERS | 66 | 18 | 181 | 51 | ITALY | 1,225 | 1,217 | 5,545 | 6,645 |
| 0148040 PORK,NSPF-BONED,COOKED,CANNED | MT | | | | OTHERS | 19 | 2 | 50 | 0 |
| TOTAL | 4,499 | 6,357 | 11,935 | 15,559 | 0240030 CHEESE-EMMENTHALER,SWISS | MT | | | |
| DENMARK | 502 | 896 | 940 | 1,795 | TOTAL | 29,182 | 33,643 | 77,515 | 95,207 |
| NETHLD | 163 | 571 | 269 | 868 | ICELAND | 549 | 996 | 1,185 | 1,904 |
| POLAND | 1,809 | 2,614 | 5,210 | 7,025 | NORWAY | 7,835 | 7,877 | 24,082 | 27,282 |
| YUGOSLV | 118 | 0 | 363 | 0 | FINLAND | 8,068 | 9,259 | 20,126 | 24,976 |
| ROMANIA | 1,812 | 2,119 | 4,983 | 5,544 | DENMARK | 913 | 1,627 | 2,437 | 4,682 |
| OTHERS | 95 | 157 | 170 | 327 | NETHLD | 142 | 356 | 355 | 805 |
| 0148050 BEEF-EX SAUSAGE,CND | MT | | | | FR GERM | 689 | 204 | 1,692 | 563 |
| TOTAL | 44,566 | 51,666 | 73,152 | 114,737 | AUSTRIA | 7,564 | 7,648 | 17,148 | 19,642 |
| BRAZIL | 13,098 | 15,034 | 22,910 | 36,614 | HUNGARY | 192 | 1,932 | 284 | 3,320 |
| PARAGUAY | 3,173 | 2,202 | 5,726 | 4,297 | SWITZLD | 2,887 | 2,736 | 9,627 | 9,838 |
| URUGUAY | 886 | 1,592 | 1,411 | 3,459 | ROMANIA | 0 | 424 | 0 | 716 |
| ARGENT | 27,070 | 32,139 | 42,381 | 69,061 | AUSTRAL | 166 | 300 | 349 | 719 |
| AUSTRAL | 111 | 311 | 185 | 519 | OTHERS | 177 | 284 | 430 | 780 |
| N ZEAL | 87 | 56 | 280 | 562 | 0240037 CHEESE-GRUYERE PROCESS | MT | | | |
| OTHERS | 146 | 332 | 259 | 562 | TOTAL | 8,041 | 7,703 | 16,421 | 16,335 |
| | | | | | FINLAND | 2,031 | 2,252 | 2,121 | 2,375 |
| | | | | | DENMARK | 851 | 916 | 2,418 | 2,790 |

TABLE 1A--U.S. AGRICULTURAL IMPORTS: QUANTITY AND VALUE, COMMODITY BY COUNTRY
FISCAL YEARS 1978 AND 1979--CONTINUED

| SCHED. A COUNTRY | QUANTITY | | VALUE | | SCHED. A COUNTRY | QUANTITY | | VALUE | |
|-------------------------------|----------|---------|--------------------|--------------------|--|----------|--------|--------------------|--------------------|
| | 1978 | 1979 | 1978 1,000 DOL. | 1979 1,000 DOL. | | 1978 | 1979 | 1978 1,000 DOL. | 1979 1,000 DOL. |
| FRANCE | 463 | 423 | 1,201 | 1,267 | 0459000 CEREALS, NES-UNHLD, INC | | | | |
| FR GERM | 1,049 | 1,424 | 1,915 | 2,722 | TOTAL | --- | --- | 3,145 | 2,959 |
| AUSTRIA | 1,418 | 1,347 | 2,132 | 2,501 | CANADA | --- | --- | 2,336 | 2,695 |
| SWITZLD | 1,799 | 1,086 | 6,028 | 4,245 | MEXICO | --- | --- | 264 | 15 |
| PORTUGL | 370 | 203 | 475 | 308 | BRAZIL | --- | --- | 274 | 0 |
| OTHERS | 60 | 52 | 131 | 127 | OTHERS | --- | --- | 271 | 249 |
| 0240040 CHEESE-SHEEPMILK, DRG | | | | | 0482000 MALT | | | | |
| TOTAL | 4,361 | 5,217 | 16,113 | 16,069 | TOTAL | 41,567 | 67,314 | 8,418 | 13,394 |
| ITALY | 3,733 | 4,830 | 14,532 | 14,982 | CANADA | 40,162 | 66,567 | 8,052 | 13,120 |
| GREECF | 120 | 143 | 341 | 458 | OTHERS | 1,405 | 747 | 366 | 274 |
| ROMANIA | 438 | 218 | 1,064 | 548 | 0483000 MACARONI, SPAGHETTI, ETC | | | | |
| OTHERS | 70 | 26 | 176 | 81 | TOTAL | 30,505 | 34,736 | 23,350 | 27,437 |
| 0240045 CHEESE-PECORINO, DRG | | | | | CANADA | 12,379 | 14,526 | 8,335 | 10,059 |
| TOTAL | 2,808 | 3,608 | 5,933 | 7,495 | MEXICO | 3,107 | 2,811 | 1,595 | 1,582 |
| HUNGARY | 57 | 193 | 97 | 281 | DOM REP | 689 | 394 | 599 | 343 |
| ITALY | 292 | 404 | 825 | 1,040 | ITALY | 7,867 | 9,540 | 4,777 | 5,700 |
| YUGOSLV | 265 | 239 | 443 | 453 | THAILND | 637 | 784 | 424 | 571 |
| GREECE | 376 | 563 | 1,069 | 1,688 | PHIL R | 563 | 561 | 731 | 782 |
| ROMANIA | 1,225 | 1,485 | 2,294 | 2,759 | CHINA M | 937 | 951 | 1,203 | 1,372 |
| BULGAR | 434 | 668 | 817 | 1,155 | KOR REP | 338 | 523 | 330 | 611 |
| ISRAEL | 88 | 34 | 209 | 44 | MG KONG | 990 | 1,048 | 1,591 | 1,746 |
| OTHERS | 71 | 22 | 179 | 75 | TAIWAN | 602 | 800 | 954 | 1,340 |
| 0240055 CHEESE, NSPF | | | | | JAPAN | 1,467 | 1,735 | 1,873 | 2,334 |
| TOTAL | 39,136 | 44,100 | 78,550 | 97,612 | OTHERS | 929 | 1,063 | 938 | 997 |
| CANADA | 1,104 | 1,778 | 2,672 | 4,641 | 0484010 BREAD AND BREAD CRUMBS | | | | |
| MEXICO | 1 | 134 | 3 | 414 | TOTAL | 16,815 | 17,726 | 11,152 | 11,349 |
| DOM REP | 107 | 131 | 272 | 351 | CANADA | 14,319 | 15,841 | 7,852 | 8,470 |
| ICELAND | 553 | 1,319 | 672 | 1,742 | SWEDEN | 676 | 701 | 783 | 786 |
| SWEDEN | 1,146 | 1,162 | 2,710 | 2,991 | NORWAY | 163 | 158 | 226 | 235 |
| NORWAY | 472 | 322 | 1,285 | 926 | FINLAND | 212 | 86 | 347 | 142 |
| FINLAND | 554 | 691 | 735 | 1,088 | NETHLD | 126 | 155 | 250 | 335 |
| DENMARK | 6,524 | 7,246 | 17,726 | 21,417 | FR GERM | 281 | 146 | 429 | 249 |
| U KING | 359 | 506 | 898 | 1,412 | SPAIN | 188 | 87 | 407 | 242 |
| NETHLD | 151 | 604 | 434 | 1,721 | JAPAN | 497 | 289 | 452 | 282 |
| FRANCE | 3,936 | 4,424 | 13,737 | 16,819 | OTHERS | 353 | 263 | 406 | 442 |
| FR GERM | 446 | 425 | 1,242 | 1,333 | 0484020 BISCUITS AND WAFERS, ETC | | | | |
| AUSTRIA | 940 | 1,368 | 1,833 | 2,941 | TOTAL | 42,730 | 45,407 | 69,492 | 78,423 |
| SWITZLD | 1,424 | 1,235 | 4,734 | 4,862 | CANADA | 17,801 | 21,725 | 22,554 | 29,632 |
| POLAND | 1,193 | 1,053 | 1,779 | 347 | MEXICO | 2,783 | 3,917 | 2,456 | 3,712 |
| AZORES | 70 | 111 | 210 | 559 | DOM REP | 267 | 233 | 291 | 270 |
| PORTUGL | 163 | 153 | 536 | 758 | COLOMB | 979 | 806 | 817 | 722 |
| ITALY | 272 | 245 | 832 | 854 | ARGENT | 196 | 120 | 219 | 83 |
| ISRAEL | 578 | 582 | 787 | 5,791 | NORWAY | 482 | 542 | 645 | 857 |
| AUSTRAL | 2,205 | 3,760 | 2,719 | 5,791 | FINLAND | 284 | 416 | 473 | 762 |
| N ZEAL | 15,950 | 16,156 | 21,160 | 23,517 | DENMARK | 2,527 | 3,758 | 6,810 | 10,556 |
| REP SAF | 366 | 0 | 475 | 0 | U KING | 5,906 | 3,601 | 11,379 | 7,953 |
| OTHERS | 622 | 675 | 1,099 | 1,448 | IRELAND | 108 | 57 | 254 | 186 |
| 0250000 EGGS | | | | | NETHLD | 2,248 | 1,169 | 4,680 | 2,691 |
| TOTAL | --- | --- | 4,453 | 4,038 | BELGIUM | 282 | 348 | 587 | 931 |
| CANADA | --- | --- | 2,951 | 1,543 | FRANCE | 217 | 274 | 678 | 886 |
| U KING | --- | --- | 4 | 570 | FR GERM | 1,828 | 1,812 | 4,559 | 5,074 |
| ISRAEL | --- | --- | 1,035 | 720 | AUSTRIA | 1,304 | 766 | 3,383 | 1,847 |
| CHINA M | --- | --- | 229 | 220 | SWITZLD | 304 | 342 | 837 | 1,072 |
| TAIWAN | --- | --- | 455 | 539 | POLAND | 779 | 529 | 598 | 503 |
| OTHERS | --- | --- | 179 | 446 | SPAIN | 381 | 451 | 367 | 726 |
| 0430000 BARLEY-UNMILLED | | | | | ITALY | 363 | 696 | 1,145 | 2,307 |
| TOTAL | 95,467 | 153,889 | 10,447 | 17,351 | ISRAEL | 1,042 | 1,333 | 1,051 | 1,588 |
| CANADA | 95,462 | 153,443 | 10,443 | 17,283 | MG KONG | 205 | 264 | 503 | 618 |
| OTHERS | 5 | 446 | 4 | 68 | TAIWAN | 295 | 446 | 429 | 727 |
| 0440000 CORN, MAIZE-UNMILLED | | | | | JAPAN | 1,472 | 1,241 | 3,789 | 3,778 |
| TOTAL | 64,707 | 31,685 | 11,028 | 7,259 | OTHERS | 677 | 561 | 988 | 942 |
| CANADA | 3,363 | 7,413 | 3,018 | 2,107 | 0487010 FLOUR MEAL, CEREAL GROATS, ETC | | | | |
| BRAZIL | 70,669 | 6,822 | 2,599 | 1,089 | TOTAL | --- | --- | 1,940 | 2,397 |
| URUGUAY | 499 | 9,227 | 62 | 1,703 | CANADA | --- | --- | 558 | 711 |
| ARGENT | 39,147 | 17,390 | 4,503 | 1,662 | COLOMB | --- | --- | 754 | 834 |
| HUNGARY | 797 | 718 | 688 | 612 | MG KONG | --- | --- | 249 | 280 |
| OTHERS | 232 | 115 | 158 | 86 | OTHERS | --- | --- | 382 | 572 |
| 0452000 OATS-UNMILLED | | | | | 0541020 POTATOES-WHITE, CERTIFIED SEED | | | | |
| TOTAL | 18,153 | 9,982 | 1,667 | 1,084 | TOTAL | 30,240 | 27,779 | 2,477 | 2,663 |
| CANADA | 18,138 | 9,982 | 1,663 | 1,084 | CANADA | 30,237 | 27,751 | 2,476 | 2,657 |
| OTHERS | 15 | 0 | 4 | 0 | OTHERS | 3 | 28 | 1 | 6 |

TABLE 19.--U.S. AGRICULTURAL IMPORTS: QUANTITY AND VALUE, COMMODITY BY COUNTRY
FISCAL YEARS 1978 AND 1979--CONTINUED

| SCHED. A COUNTRY | QUANTITY | | VALUE | | SCHED. A COUNTRY | QUANTITY | | VALUE | |
|---|----------|---------|------------|------------|--|----------|---------|------------|------------|
| | 1978 | 1979 | 1978 | 1979 | | 1978 | 1979 | 1978 | 1979 |
| | | | 1,000 DOL. | 1,000 DOL. | | | | 1,000 DOL. | 1,000 DOL. |
| 0541040 POTATOES-WHITE, EX CERT SEED MT | | | | | 0543040 VEGETABLES-NES-FR, FRZ, DRIED MT | | | | |
| TOTAL | 41.041 | 34.233 | 4,018 | 3,171 | TOTAL | 226,387 | 245,259 | 97,189 | 117,315 |
| CANADA | 41.038 | 34.233 | 4,018 | 0 | CANADA | 17,228 | 26,370 | 5,675 | 9,439 |
| OTHERS | 3 | 0 | 0 | 3,171 | MEXICO | 160,434 | 176,371 | 69,114 | 84,470 |
| 0542070 CHICKPEAS, GARBANEOS, NSPF-DRD MT | | | | | 0544050 TOMATOES-FRESH, FROZEN MT | | | | |
| TOTAL | 9.103 | 12,600 | 5,948 | 9,661 | TOTAL | 379,483 | 324,975 | 164,236 | 155,460 |
| MEXICO | 7,923 | 11,137 | 4,824 | 8,472 | MEXICO | 377,574 | 323,548 | 163,441 | 154,904 |
| CHILE | 174 | 934 | 146 | 119 | OTHERS | 1,909 | 1,427 | 795 | 556 |
| TURKEY | 759 | 81 | 745 | 403 | 0547010 ONIONS-BRINE, PICKLED MT | | | | |
| OTHERS | 247 | 448 | 233 | 207 | TOTAL | 1,950 | 2,181 | 1,790 | 1,539 |
| 0547040 VEGETABLES-LEGUMINOUS, DRIED MT | | | | | 0547025 OLIVES-BRINE, N/PITS MLT | | | | |
| TOTAL | 15,400 | 13,803 | 7,981 | 6,887 | TOTAL | 2,975 | 2,379 | 2,520 | 2,546 |
| CANADA | 6,242 | 5,757 | 2,676 | 2,157 | GREECE | 2,674 | 2,123 | 2,346 | 2,321 |
| MEXICO | 1,003 | 934 | 531 | 517 | OTHERS | 301 | 256 | 174 | 225 |
| PERU | 769 | 650 | 396 | 389 | 0548400 HOPS AND LUPULIN MT | | | | |
| CHILE | 2,165 | 1,830 | 1,049 | 802 | TOTAL | 4,748 | 5,089 | 12,803 | 16,930 |
| ARGENT | 465 | 156 | 184 | 86 | FRANCE | 163 | 145 | 445 | 394 |
| U KING | 142 | 197 | 148 | 236 | FR GERM | 3,194 | 3,344 | 8,768 | 11,837 |
| IRELAND | 32 | 74 | 71 | 236 | CZECHO | 293 | 36 | 524 | 193 |
| BELGIUM | 889 | 172 | 406 | 89 | POLAND | 54 | 417 | 163 | 1,283 |
| CHINA M | 249 | 133 | 214 | 89 | YUGOSLV | 800 | 987 | 2,435 | 2,927 |
| TAIWAN | 395 | 258 | 333 | 111 | OTHERS | 244 | 160 | 468 | 296 |
| AUSTRAL | 36 | 710 | 14 | 683 | 0562020 MUSHROOMS-DRIED MT | | | | |
| N ZEAL | 629 | 358 | 182 | 908 | TOTAL | 473 | 662 | 7,745 | 9,453 |
| KENYA | 510 | 1,471 | 448 | 111 | CHILE | 91 | 245 | 193 | 1,045 |
| MALAWI | 253 | 122 | 164 | 683 | KIR REP | 34 | 50 | 600 | 860 |
| OTHERS | 1,621 | 981 | 1,165 | 291 | TAIWAN | 97 | 93 | 1,220 | 1,223 |
| 0543005 BEANS-FRESH, FROZEN MT | | | | | 0564520 TAPIOCA, CASSAVA FLOURE, STARCH MT | | | | |
| TOTAL | 10,434 | 12,770 | 7,571 | 9,206 | TOTAL | 35,004 | 35,142 | 6,584 | 7,599 |
| MEXICO | 9,897 | 12,386 | 7,280 | 8,915 | BRAZIL | 793 | 5,894 | 216 | 1,528 |
| OTHERS | 537 | 384 | 291 | 291 | FRANCE | 240 | 390 | 120 | 217 |
| 0543010 CARROTS-FRESH, FROZEN MT | | | | | 0565012 ONIONS-PREPARED, PRESERVED, NES MT | | | | |
| TOTAL | 27,195 | 41,301 | 4,144 | 5,506 | TOTAL | 1,833 | 1,784 | 2,130 | 2,199 |
| CANADA | 21,996 | 38,227 | 3,536 | 5,167 | CANADA | 1,438 | 1,409 | 1,809 | 1,893 |
| MEXICO | 5,118 | 3,032 | 575 | 314 | NETHLOS | 177 | 59 | 138 | 53 |
| OTHERS | 81 | 42 | 33 | 516 | BELGIUM | 181 | 309 | 150 | 234 |
| 0543015 CUCUMBERS-FRESH, FROZEN MT | | | | | 0565022 PIMIENTOS-BRINE, PICKLED MT | | | | |
| TOTAL | 133,561 | 143,351 | 35,135 | 47,891 | TOTAL | 7,559 | 3,564 | 5,928 | 4,556 |
| CANADA | 745 | 1,337 | 321 | 586 | MEXICO | 2,015 | 16 | 1,200 | 18 |
| MEXICO | 124,984 | 133,065 | 33,789 | 46,059 | BRAZIL | 390 | 18 | 299 | 22 |
| BAHAMAS | 6,845 | 7,218 | 665 | 671 | SPAIN | 3,315 | 3,468 | 3,381 | 4,653 |
| OTHERS | 987 | 1,731 | 360 | 575 | PORTUGL | 593 | 55 | 444 | 57 |
| 0543020 GARLIC-FRESH, FROZEN MT | | | | | 0565022 PIMIENTOS-BRINE, PICKLED MT | | | | |
| TOTAL | 12,384 | 21,383 | 8,603 | 12,420 | TOTAL | 7,559 | 3,564 | 5,928 | 4,556 |
| MEXICO | 10,468 | 18,842 | 6,391 | 9,620 | CANADA | 1,438 | 1,409 | 1,809 | 1,893 |
| PERU | 376 | 921 | 461 | 1,027 | NETHLOS | 177 | 59 | 138 | 53 |
| CHILE | 366 | 179 | 322 | 199 | BELGIUM | 181 | 309 | 150 | 234 |
| ARGENT | 492 | 676 | 535 | 689 | OTHERS | 37 | 7 | 33 | 19 |
| SPAIN | 671 | 719 | 884 | 832 | 0565012 ONIONS-PREPARED, PRESERVED, NES MT | | | | |
| OTHERS | 11 | 46 | 10 | 53 | TOTAL | 1,833 | 1,784 | 2,130 | 2,199 |
| 0543025 ONIONS-FRESH, FROZEN MT | | | | | 0565012 ONIONS-PREPARED, PRESERVED, NES MT | | | | |
| TOTAL | 61,366 | 73,087 | 15,605 | 19,932 | TOTAL | 1,833 | 1,784 | 2,130 | 2,199 |
| CANADA | 6,475 | 3,081 | 1,081 | 518 | CANADA | 1,438 | 1,409 | 1,809 | 1,893 |
| MEXICO | 52,411 | 65,332 | 12,630 | 17,180 | NETHLOS | 177 | 59 | 138 | 53 |
| CHILE | 47 | 2,409 | 23 | 506 | BELGIUM | 181 | 309 | 150 | 234 |
| NETHLOS | 956 | 770 | 966 | 687 | OTHERS | 37 | 7 | 33 | 19 |
| ITALY | 800 | 517 | 396 | 263 | 0565012 ONIONS-PREPARED, PRESERVED, NES MT | | | | |
| OTHERS | 677 | 978 | 509 | 778 | TOTAL | 1,833 | 1,784 | 2,130 | 2,199 |
| 0543030 TURNIPS, RUTABAGAS-FR, FROZEN MT | | | | | 0565012 ONIONS-PREPARED, PRESERVED, NES MT | | | | |
| TOTAL | 36,413 | 37,667 | 4,451 | 4,644 | TOTAL | 1,833 | 1,784 | 2,130 | 2,199 |
| CANADA | 36,237 | 37,514 | 4,434 | 4,614 | CANADA | 1,438 | 1,409 | 1,809 | 1,893 |
| OTHERS | 176 | 153 | 17 | 30 | NETHLOS | 177 | 59 | 138 | 53 |
| 0543035 CAPERS-FRESH, FROZEN MT | | | | | 0565012 ONIONS-PREPARED, PRESERVED, NES MT | | | | |
| TOTAL | 547 | 612 | 1,781 | 2,223 | TOTAL | 1,833 | 1,784 | 2,130 | 2,199 |
| SPAIN | 344 | 245 | 1,128 | 937 | CANADA | 1,438 | 1,409 | 1,809 | 1,893 |
| MOROCCO | 201 | 339 | 644 | 1,229 | NETHLOS | 177 | 59 | 138 | 53 |
| OTHERS | 2 | 28 | 9 | 57 | BELGIUM | 181 | 309 | 150 | 234 |
| 0543035 CAPERS-FRESH, FROZEN MT | | | | | 0565012 ONIONS-PREPARED, PRESERVED, NES MT | | | | |
| TOTAL | 547 | 612 | 1,781 | 2,223 | TOTAL | 1,833 | 1,784 | 2,130 | 2,199 |
| SPAIN | 344 | 245 | 1,128 | 937 | CANADA | 1,438 | 1,409 | 1,809 | 1,893 |
| MOROCCO | 201 | 339 | 644 | 1,229 | NETHLOS | 177 | 59 | 138 | 53 |
| OTHERS | 2 | 28 | 9 | 57 | BELGIUM | 181 | 309 | 150 | 234 |
| 0543035 CAPERS-FRESH, FROZEN MT | | | | | 0565012 ONIONS-PREPARED, PRESERVED, NES MT | | | | |
| TOTAL | 547 | 612 | 1,781 | 2,223 | TOTAL | 1,833 | 1,784 | 2,130 | 2,199 |
| SPAIN | 344 | 245 | 1,128 | 937 | CANADA | 1,438 | 1,409 | 1,809 | 1,893 |
| MOROCCO | 201 | 339 | 644 | 1,229 | NETHLOS | 177 | 59 | 138 | 53 |
| OTHERS | 2 | 28 | 9 | 57 | BELGIUM | 181 | 309 | 150 | 234 |

TABLE 19--U.S. AGRICULTURAL IMPORTS: QUANTITY AND VALUE, COMMODITY BY COUNTRY AND FISCAL YEARS 1978 AND 1979--CONTINUED

| SCHED.A COUNTRY | QUANTITY | | VALUE | | SCHED.A COUNTRY | QUANTITY | | VALUE | |
|---|----------|---------|------------|------------|---|------------|------------|------------|------------|
| | 1978 | 1979 | 1,000 DOL. | 1,000 DOL. | | 1978 | 1979 | 1,000 DOL. | 1,000 DOL. |
| 0565032 TOMATO PASTE AND SAUCE MT | | | | | 0572000 CITRUS FRUITS, NES-FRESH, PRES MT | | | | |
| TOTAL | 70,744 | 23,523 | 11,943 | 13,776 | TOTAL | 14,774 | 15,891 | 4,261 | 5,952 |
| MEXICO | 10,551 | 10,781 | 6,453 | 6,419 | MEXICO | 13,323 | 14,199 | 3,387 | 4,512 |
| CHILE | 1,065 | 3,211 | 570 | 1,679 | ECUADOR | 213 | 338 | 91 | 136 |
| BRAZIL | 257 | 492 | 194 | 398 | ITALY | 0 | 301 | 0 | 300 |
| ARGENT | 617 | 409 | 325 | 177 | ISRAEL | 466 | 450 | 476 | 661 |
| SPAIN | 1,842 | 2,421 | 1,037 | 1,650 | HONG KONG | 64 | 66 | 117 | 148 |
| PORTUGL | 1,086 | 1,217 | 799 | 876 | OTHERS | 708 | 537 | 190 | 195 |
| ISRAEL | 3,044 | 3,220 | 1,204 | 1,455 | 0573010 BANANAS-FRESH MT | | | | |
| TAIWAN | 1,907 | 1,316 | 1,076 | 821 | TOTAL | 2,235,532 | 2,319,827 | 336,498 | 378,130 |
| OTHERS | 575 | 456 | 285 | 301 | MEXICO | 17,868 | 18,873 | 2,657 | 2,634 |
| 0565042 TOMATOES-PREP, PRES, EX SAUCE MT | | | | | 0573020 PLANTAINS-FRESH MT | | | | |
| TOTAL | 35,085 | 26,420 | 16,325 | 13,879 | TOTAL | 66,652 | 69,459 | 12,384 | 12,463 |
| SPAIN | 12,000 | 8,434 | 6,573 | 5,287 | GUATEMAL | 3,735 | 1,950 | 659 | 350 |
| ITALY | 18,919 | 14,056 | 8,173 | 7,027 | C RICA | 8,662 | 14,446 | 1,565 | 2,845 |
| ISRAEL | 3,355 | 3,216 | 1,254 | 1,210 | COLOMB | 26,550 | 23,751 | 4,603 | 4,214 |
| OTHERS | 811 | 714 | 325 | 355 | ECUADOR | 25,616 | 27,794 | 5,127 | 4,704 |
| 0565060 MUSHROOMS-PREP, PRES, EX DRD MT | | | | | 0574000 APPLES-FRESH MT | | | | |
| TOTAL | 41,673 | 6,965 | 99,144 | 16,183 | TOTAL | 59,882 | 71,466 | 22,760 | 24,388 |
| CANADA | 126 | 7 | 323 | 41 | CANADA | 36,893 | 33,527 | 12,699 | 12,212 |
| C RICA | 531 | 155 | 1,603 | 477 | CHILE | 3,948 | 11,556 | 1,614 | 3,957 |
| DOM REP | 128 | 97 | 233 | 173 | FRANCE | 0 | 773 | 0 | 570 |
| FRANCE | 202 | 16 | 898 | 64 | N ZEAL | 10,356 | 22,578 | 6,928 | 6,227 |
| SWITZLD | 14 | 25 | 133 | 59 | REP SAF | 7,857 | 2,990 | 1,192 | 1,407 |
| SPAIN | 41 | 46 | 77 | 81 | OTHERS | 828 | 42 | 327 | 15 |
| KOR REP | 12,522 | 1,049 | 27,474 | 2,209 | 0575100 GRAPES-FRESH MT | | | | |
| HONG KONG | 3,815 | 1,050 | 7,381 | 1,929 | TOTAL | 31,206 | 43,245 | 20,407 | 27,400 |
| TAIWAN | 23,661 | 4,482 | 59,299 | 11,060 | CANADA | 2,316 | 1,392 | 372 | 263 |
| JAPAN | 498 | 12 | 1,167 | 32 | MEXICO | 5,444 | 8,373 | 3,437 | 2,211 |
| OTHERS | 135 | 26 | 556 | 58 | CHILE | 23,421 | 33,230 | 16,579 | 24,774 |
| 0565065 OLIVFS-BRINE, N/PITS MLT | | | | | 0575200 RAISINS-DRIED MT | | | | |
| TOTAL | 9,673 | 5,985 | 6,422 | 5,629 | TOTAL | 922 | 16,306 | 842 | 24,047 |
| MEXICO | 482 | 198 | 170 | 77 | MEXICO | 0 | 1,865 | 0 | 3,277 |
| SPAIN | 7,873 | 4,862 | 5,532 | 4,770 | ITALY | 117 | 0 | 57 | 0 |
| PORTUGL | 207 | 162 | 159 | 119 | GREECE | 59 | 1,811 | 61 | 3,158 |
| GREECE | 872 | 596 | 393 | 493 | TURKEY | 2 | 2,606 | 2 | 4,784 |
| OTHERS | 239 | 167 | 168 | 170 | IRAN | 34 | 585 | 36 | 809 |
| 0565067 OLIVES-BRINE, PITS, STUFFED, COND MLT | | | | | 0576000 FIGS-DRIED MT | | | | |
| TOTAL | 54,767 | 41,954 | 61,985 | 60,205 | TOTAL | 3,368 | 3,385 | 3,321 | 4,323 |
| SPAIN | 54,386 | 41,610 | 61,684 | 59,824 | MEXICO | 629 | 18 | 355 | 8 |
| OTHERS | 381 | 344 | 301 | 381 | GREECE | 2,278 | 2,373 | 2,357 | 2,970 |
| 0565080 VEGETABLES, NES-PREP, PRES MT | | | | | 0577110 COCONUTS-IN SHELL NO | | | | |
| TOTAL | 85,641 | 126,474 | 63,417 | 145,850 | TOTAL | 19,795,335 | 18,033,564 | 3,137 | 2,957 |
| CANADA | 3,690 | 5,091 | 1,779 | 2,477 | MEXICO | 2,916,186 | 3,069,353 | 400 | 423 |
| MEXICO | 25,461 | 29,115 | 12,609 | 16,535 | HONDURA | 5,552,381 | 4,763,830 | 799 | 714 |
| HONDURA | 326 | 424 | 213 | 279 | DOM REP | 9,884,703 | 8,901,925 | 1,735 | 1,612 |
| C RICA | 118 | 342 | 138 | 1,037 | OTHERS | 1,442,065 | 1,298,456 | 203 | 208 |
| DOM REP | 4,069 | 4,915 | 3,493 | 4,739 | 0577120 COCONUT MEAT MT | | | | |
| BRAZIL | 524 | 581 | 880 | 1,018 | TOTAL | 46,922 | 39,675 | 38,184 | 41,828 |
| U KING | 748 | 165 | 274 | 197 | PHIL R | 45,774 | 38,168 | 37,439 | 40,631 |
| NETHLOS | 788 | 646 | 545 | 419 | OTHERS | 1,148 | 1,507 | 745 | 1,197 |
| BELGIUM | 4,889 | 3,390 | 3,142 | 2,070 | | | | | |
| FRANCE | 187 | 296 | 351 | 757 | | | | | |
| FR GERM | 525 | 465 | 501 | 739 | | | | | |
| POLAND | 646 | 409 | 260 | 268 | | | | | |
| SPAIN | 7,667 | 9,171 | 10,082 | 12,597 | | | | | |
| ITALY | 514 | 859 | 533 | 793 | | | | | |
| GREECE | 6,957 | 6,526 | 3,898 | 3,593 | | | | | |
| CHINA M | 616 | 1,226 | 600 | 897 | | | | | |
| KOR REP | 411 | 11,593 | 446 | 23,758 | | | | | |
| HONG KONG | 796 | 6,128 | 1,273 | 10,828 | | | | | |
| TAIWAN | 23,572 | 39,938 | 17,670 | 56,132 | | | | | |
| JAPAN | 1,699 | 1,990 | 3,151 | 3,899 | | | | | |
| OTHERS | 1,938 | 3,404 | 1,579 | 2,818 | | | | | |

TABLE 14--U.S. AGRICULTURAL IMPORTS: QUANTITY AND VALUE, COMMODITY BY COUNTRY
FISCAL YEARS 1978 AND 1979--CONTINUED

| SCHED. A COUNTRY | QUANTITY | | VALUE | | SCHED. A COUNTRY | QUANTITY | | VALUE | |
|---|----------|--------|--------------------|--------------------|--|----------|---------|--------------------|--------------------|
| | 1978 | 1979 | 1978 1,000 DOL. | 1979 1,000 DOL. | | 1978 | 1979 | 1978 1,000 DOL. | 1979 1,000 DOL. |
| 0577210 BRAZIL NUTS--NOT SHELLED MT | | | | | | | | | |
| TOTAL | 6,762 | 6,623 | 7,760 | 7,513 | REP SAF | 668 | 920 | 104 | 200 |
| PERU | 26 | 130 | 51 | 159 | OTHERS | 275 | 225 | 166 | 198 |
| BRAZIL | 6,712 | 6,480 | 7,643 | 7,320 | 0579300 STONE FRUIT--FRESH, BRINE MT | | | | |
| OTHERS | 24 | 13 | 66 | 34 | TOTAL | 5,796 | 5,703 | 3,528 | 3,935 |
| 0577220 BRAZIL NUTS--SHELLED, PREP. PREP MT | | | | | | | | | |
| TOTAL | 5,393 | 4,686 | 12,777 | 11,682 | CANADA | 67 | 1,176 | 35 | 1,113 |
| PERU | 641 | 668 | 1,634 | 1,734 | MEXICO | 491 | 14 | 333 | 6 |
| BOLIVIA | 1,621 | 1,307 | 3,747 | 3,317 | CHILE | 5,115 | 4,313 | 2,904 | 2,401 |
| BRAZIL | 3,057 | 2,517 | 7,178 | 6,190 | N ZEAL | 110 | 197 | 162 | 411 |
| MOZAMBO | 0 | 90 | 0 | 270 | OTHERS | 13 | 3 | 14 | 4 |
| OTHERS | 74 | 104 | 218 | 171 | 0579420 BLUEBERRIES--FRESH, BRINE MT | | | | |
| 0577300 CASHW NUTS MT | | | | | | | | | |
| TOTAL | 29,068 | 35,073 | 91,022 | 107,758 | TOTAL | 3,297 | 3,082 | 3,805 | 2,714 |
| CANADA | 150 | 145 | 457 | 403 | CANADA | 3,297 | 3,075 | 3,804 | 2,695 |
| BRAZIL | 7,073 | 8,763 | 21,105 | 25,974 | OTHERS | 0 | 7 | 1 | 19 |
| INDIA | 5,262 | 11,993 | 21,818 | 43,832 | 0579445 BERRIES, NES--FRESH, BRINE MT | | | | |
| SINGAPR | 0 | 66 | 0 | 423 | TOTAL | 21,568 | 21,724 | 14,682 | 16,672 |
| CHINA M | 1,593 | 1,706 | 6,373 | 5,477 | CANADA | 6,520 | 7,738 | 5,958 | 6,838 |
| KENYA | 714 | 389 | 2,157 | 1,223 | MEXICO | 14,231 | 13,139 | 7,285 | 7,643 |
| TZANIA | 1,277 | 2,278 | 4,445 | 5,817 | N ZEAL | 700 | 811 | 1,282 | 2,144 |
| MOZAMBO | 12,766 | 9,331 | 33,772 | 23,428 | OTHERS | 117 | 36 | 157 | 47 |
| OTHERS | 783 | 402 | 895 | 1,181 | 0579610 DATES--FRESH, DRIED, PITS MT | | | | |
| 0577810 CHESTNUTS--CRUDE, DRIED, BAKED MT | | | | | | | | | |
| TOTAL | 4,548 | 3,925 | 5,464 | 3,718 | TOTAL | 9,285 | 12,693 | 5,404 | 8,417 |
| ITALY | 4,472 | 3,795 | 5,330 | 3,473 | U KING | 748 | 0 | 356 | 0 |
| CHINA M | 50 | 44 | 88 | 95 | IRAQ | 2,323 | 3,789 | 1,415 | 2,394 |
| OTHERS | 26 | 86 | 46 | 150 | IRAN | 6,145 | 8,802 | 3,407 | 5,747 |
| 0577820 PISTACHE NUTS MT | | | | | | | | | |
| TOTAL | 8,650 | 11,456 | 28,623 | 41,914 | CHINA M | 52 | 87 | 171 | 234 |
| TURKEY | 702 | 363 | 2,437 | 1,465 | OTHERS | 17 | 15 | 55 | 42 |
| SYRIA | 0 | 147 | 0 | 508 | 0579625 DATES--FRESH, DRIED, N/PITS MT | | | | |
| IRAN | 7,860 | 10,840 | 25,873 | 39,582 | TOTAL | 7,251 | 5,735 | 4,404 | 4,173 |
| OTHERS | 88 | 106 | 293 | 359 | U KING | 560 | 0 | 301 | 0 |
| 0577830 PECANS MT | | | | | | | | | |
| TOTAL | 434 | 1,402 | 949 | 2,540 | IRAQ | 2,174 | 776 | 1,241 | 490 |
| MEXICO | 243 | 1,163 | 583 | 2,201 | IRAN | 4,488 | 4,911 | 2,769 | 3,621 |
| AUSTRAL | 181 | 236 | 331 | 333 | OTHERS | 29 | 48 | 93 | 62 |
| OTHERS | 10 | 3 | 35 | 6 | 0579820 MELONS--FR, EX WATERMELONS, ETC MT | | | | |
| 0577840 PIGNOLIA NUTS MT | | | | | | | | | |
| TOTAL | 304 | 254 | 1,862 | 1,702 | TOTAL | 22,367 | 25,681 | 6,270 | 5,495 |
| SPAIN | 101 | 39 | 790 | 399 | MEXICO | 14,806 | 19,769 | 3,574 | 3,694 |
| PORTUGL | 54 | 62 | 428 | 489 | GUATMAL | 336 | 987 | 84 | 183 |
| IRAN | 35 | 0 | 119 | 0 | SALVADR | 1,012 | 683 | 308 | 184 |
| CHINA M | 90 | 136 | 458 | 736 | VENEZ | 654 | 410 | 401 | 220 |
| OTHERS | 24 | 17 | 67 | 78 | ECUADOR | 1,790 | 1,006 | 565 | 353 |
| 0577850 WALNUTS, SHELL, N/SHELL, EX PICK MT | | | | | | | | | |
| TOTAL | 66 | 533 | 135 | 1,968 | CHILE | 2,547 | 1,484 | 851 | 433 |
| BRAZIL | 38 | 0 | 73 | 0 | SPAIN | 354 | 307 | 155 | 154 |
| INDIA | 5 | 168 | 8 | 458 | ISRAEL | 235 | 0 | 137 | 0 |
| CHINA M | 21 | 356 | 49 | 1,486 | OTHERS | 633 | 1,035 | 195 | 274 |
| OTHERS | 2 | 9 | 5 | 24 | 0579840 FRUITS, NES--FRESH MT | | | | |
| 0577855 FILBERTS MT | | | | | | | | | |
| TOTAL | 3,483 | 4,054 | 6,828 | 9,839 | TOTAL | 180,213 | 189,612 | 29,546 | 34,327 |
| CANADA | 65 | 5 | 154 | 14 | MEXICO | 178,143 | 186,919 | 29,075 | 33,655 |
| SPAIN | 216 | 0 | 448 | 0 | HONDURA | 1,446 | 1,667 | 270 | 346 |
| TURKEY | 3,137 | 3,962 | 6,137 | 9,599 | OTHERS | 624 | 1,026 | 201 | 326 |
| OTHERS | 65 | 87 | 89 | 226 | 0579900 FRUITS, NSPF--DRIED MT | | | | |
| 0579100 TROPICAL FRUIT, NES--FR, PRES NA | | | | | | | | | |
| TOTAL | --- | --- | 16,055 | 19,346 | TOTAL | 2,993 | 3,465 | 5,855 | 7,975 |
| MEXICO | --- | --- | 10,324 | 12,531 | CHILE | 76 | 266 | 67 | 360 |
| HONDURA | --- | --- | 3,896 | 4,599 | ARGENT | 300 | 890 | 465 | 1,435 |
| HAITI | --- | --- | 605 | 1,197 | TURKEY | 1,477 | 886 | 3,088 | 3,050 |
| DOM REP | --- | --- | 725 | 708 | IRAN | 404 | 459 | 585 | 875 |
| OTHERS | --- | --- | 505 | 311 | CHINA M | 253 | 300 | 394 | 503 |
| 0579200 PEARS--FRESH, BRINE MT | | | | | | | | | |
| TOTAL | 5,776 | 6,828 | 2,448 | 3,288 | AUSTRAL | 382 | 317 | 1,067 | 1,153 |
| CHILE | 1,645 | 2,349 | 573 | 861 | OTHERS | 101 | 347 | 189 | 599 |
| AUSTRAL | 3,188 | 3,434 | 1,605 | 2,029 | 0580200 FRUITS--EX CHERRIES, CANDIED MT | | | | |
| 0583010 FIG PASTE & PULP MT | | | | | | | | | |
| TOTAL | 4,936 | 9,102 | 4,526 | 9,967 | TOTAL | 3,986 | 4,819 | 5,583 | 6,921 |
| SPAIN | 2,044 | 3,827 | 1,896 | 4,449 | MEXICO | 1,533 | 1,875 | 1,407 | 1,681 |
| PORTUGL | 929 | 1,480 | 850 | 1,639 | U KING | 4 | 57 | 7 | 237 |
| GREECE | 726 | 744 | 671 | 904 | TAIWAN | 2,021 | 2,434 | 3,085 | 3,930 |
| | | | | | AUSTRAL | 263 | 214 | 701 | 575 |
| | | | | | OTHERS | 175 | 239 | 383 | 498 |

TABLE 19.--U.S. AGRICULTURAL IMPORTS: QUANTITY AND VALUE, COMMODITY BY COUNTRY
FISCAL YEARS 1978 AND 1979--CONTINUED

| SCHED. A COUNTRY | QUANTITY | | VALUE | | SCHED. A COUNTRY | QUANTITY | | VALUE | |
|---|----------|---------|------------|------------|---|-----------|---------|------------|------------|
| | 1978 | 1979 | 1978 | 1979 | | 1978 | 1979 | 1978 | 1979 |
| | | | 1,000 DOL. | 1,000 DOL. | | | | 1,000 DOL. | 1,000 DOL. |
| TURKEY | 1,201 | 2,932 | 1,074 | 2,847 | N ZEAL | 2,068 | 1,696 | 562 | 463 |
| OTHERS | 36 | 119 | 35 | 128 | REP SAF | 17,730 | 26,267 | 3,981 | 6,873 |
| | | | | | OTHERS | 53 | 425 | 32 | 152 |
| 0583025 FRUIT PASTE & PULP, NES MT | | | | | 0585925 FRUIT & VEGETABLE JUICE, NSPF MLT | | | | |
| TOTAL | 25,507 | 21,006 | 8,350 | 8,205 | TOTAL | 16,976 | 14,645 | 8,001 | 9,418 |
| MEXICO | 5,713 | 6,005 | 2,280 | 2,800 | CANADA | 1,074 | 2,377 | 450 | 998 |
| HONDURA | 4,045 | 3,773 | 987 | 1,040 | MEXICO | 903 | 354 | 324 | 184 |
| C RTCA | 1,656 | 2,413 | 673 | 779 | PERU | 167 | 13 | 168 | 17 |
| PANAMA | 7,771 | 4,664 | 1,384 | 1,279 | BRAZIL | 3,154 | 1,621 | 1,078 | 1,282 |
| DOM REP | 2,378 | 1,679 | 892 | 752 | ARGENT | 1,711 | 602 | 367 | 229 |
| BRAZIL | 2,538 | 1,501 | 1,114 | 662 | NETHLOS | 2,518 | 1,577 | 1,739 | 1,195 |
| ARGENT | 773 | 465 | 401 | 323 | FRANCE | 861 | 1,050 | 226 | 337 |
| INDIA | 211 | 200 | 220 | 257 | FR GERM | 1,035 | 893 | 680 | 795 |
| OTHERS | 422 | 306 | 399 | 313 | AUSTRIA | 2,279 | 3,555 | 1,669 | 2,799 |
| 0583030 BERRY JAM & JELLY MT | | | | | 0588030 ORANGES-MANDARIN, CANNED MT | | | | |
| TOTAL | 1,369 | 1,326 | 2,020 | 2,330 | TOTAL | 38,248 | 32,252 | 30,797 | 28,363 |
| CANADA | 822 | 703 | 1,119 | 1,109 | SPAIN | 606 | 1,020 | 491 | 802 |
| U KING | 351 | 332 | 621 | 800 | CHINA M | 272 | 417 | 204 | 347 |
| OTHERS | 196 | 291 | 280 | 421 | KOR REP | 956 | 717 | 777 | 650 |
| 0583045 ORANGE MARMALADE MT | | | | | 0588040 PINEAPPLES-CANNED MT | | | | |
| TOTAL | 848 | 904 | 990 | 1,183 | TOTAL | 177,512 | 198,923 | 89,796 | 102,862 |
| CANADA | 170 | 135 | 145 | 111 | MEXICO | 16,490 | 14,359 | 8,906 | 7,784 |
| U KING | 550 | 647 | 730 | 977 | THAILND | 39,411 | 59,899 | 19,938 | 31,281 |
| OTHERS | 128 | 122 | 115 | 95 | MALAYSA | 4,794 | 5,987 | 2,692 | 3,401 |
| 0583050 JAMS, JELLIES, MARMALADES, NES MT | | | | | 0588050 PLUMS, ETC, NSPF-PREPARED, PRES MT | | | | |
| TOTAL | 1,457 | 1,064 | 1,387 | 1,461 | TOTAL | 770 | 803 | 1,453 | 1,713 |
| CANADA | 162 | 171 | 121 | 135 | HG KONG | 558 | 591 | 1,099 | 1,290 |
| DOM REP | 257 | 151 | 107 | 52 | TAIWAN | 126 | 146 | 187 | 252 |
| BRAZIL | 364 | 2 | 137 | 1 | JAPAN | 44 | 29 | 111 | 109 |
| U KING | 310 | 410 | 539 | 818 | OTHERS | 42 | 37 | 56 | 62 |
| FRANCE | 21 | 35 | 59 | 75 | 0588060 FRUIT MIXTURES-PREPARED, PRES MT | | | | |
| FR GERM | 57 | 37 | 105 | 78 | TOTAL | 7,657 | 7,961 | 4,212 | 5,267 |
| SWITZLD | 40 | 19 | 92 | 50 | MEXICO | 3,495 | 3,755 | 1,947 | 2,211 |
| ISRAEL | 91 | 72 | 72 | 65 | ISRAEL | 114 | 194 | 58 | 121 |
| OTHERS | 155 | 167 | 155 | 187 | PHIL R | 3,698 | 3,297 | 1,890 | 2,212 |
| 0585400 PINEAPPLE JUICE-N/O 1% ALC MLT | | | | | 0588070 BLUEBERRIES-FROZEN MT | | | | |
| TOTAL | 98,362 | 115,734 | 12,853 | 17,970 | TOTAL | 5,491 | 2,907 | 9,420 | 5,022 |
| MEXICO | 5,785 | 14,206 | 1,154 | 3,331 | CANADA | 5,472 | 2,887 | 9,387 | 4,983 |
| THAILND | 16,296 | 30,436 | 1,881 | 3,615 | OTHERS | 19 | 20 | 33 | 39 |
| PHIL R | 76,160 | 70,582 | 9,791 | 10,952 | 0588080 STRAWBERRIES-PREP, PRES, INC, FZ MT | | | | |
| OTHERS | 121 | 510 | 27 | 72 | TOTAL | 43,139 | 52,041 | 21,276 | 34,693 |
| 0585610 LIME JUICE-NOT OVER 1% ALC MLT | | | | | 0613030 SUGARS, SIRUPS, AND MOLASSES DR MT | | | | |
| TOTAL | 4,398 | 4,597 | 1,343 | 1,222 | TOTAL | 1,918,976 | 90,110 | 376,298 | 30,318 |
| CANADA | 112 | 68 | 74 | 71 | CANADA | 91,197 | 88,920 | 26,897 | 29,968 |
| MEXICO | 2,294 | 850 | 849 | 313 | GUATMAL | 19,371 | 60 | 3,241 | 16 |
| BRAZIL | 1,882 | 3,526 | 275 | 622 | BELIZE | 5,120 | 0 | 1,138 | 0 |
| ITALY | 92 | 91 | 136 | 161 | SALVADR | 21,882 | 0 | 4,219 | 0 |
| OTHERS | 18 | 62 | 9 | 55 | NICARAG | 11,356 | 0 | 2,704 | 0 |
| 0585630 ORANGE JUICE-CONCENTRATED MLT | | | | | 0613030 SUGARS, SIRUPS, AND MOLASSES DR MT | | | | |
| TOTAL | 348,290 | 729,440 | 70,216 | 132,149 | TOTAL | 1,918,976 | 90,110 | 376,298 | 30,318 |
| MEXICO | 44,684 | 30,157 | 9,453 | 6,735 | CANADA | 91,197 | 88,920 | 26,897 | 29,968 |
| BRAZIL | 301,808 | 694,516 | 60,381 | 124,409 | GUATMAL | 19,371 | 60 | 3,241 | 16 |
| ARGENT | 1 | 2,504 | 0 | 456 | BELIZE | 5,120 | 0 | 1,138 | 0 |
| OTHERS | 1,797 | 2,263 | 382 | 549 | SALVADR | 21,882 | 0 | 4,219 | 0 |
| 0585915 APPLE & PEAR JUICE-N/O 1% ALC MLT | | | | | 0613030 SUGARS, SIRUPS, AND MOLASSES DR MT | | | | |
| TOTAL | 166,222 | 237,358 | 35,460 | 62,464 | TOTAL | 1,918,976 | 90,110 | 376,298 | 30,318 |
| CANADA | 5,940 | 2,526 | 955 | 625 | CANADA | 91,197 | 88,920 | 26,897 | 29,968 |
| MEXICO | 1,692 | 2,525 | 459 | 667 | GUATMAL | 19,371 | 60 | 3,241 | 16 |
| CHILE | 2,859 | 1,841 | 613 | 553 | BELIZE | 5,120 | 0 | 1,138 | 0 |
| ARGENT | 112,054 | 148,625 | 23,855 | 37,418 | SALVADR | 21,882 | 0 | 4,219 | 0 |
| NETHLOS | 627 | 7,719 | 55 | 2,116 | NICARAG | 11,356 | 0 | 2,704 | 0 |
| FRANCE | 3,755 | 18,402 | 1,070 | 6,366 | PANAMA | 8,093 | 0 | 1,520 | 0 |
| FR GERM | 76 | 2,449 | 15 | 655 | DOM REP | 176,962 | 102 | 36,898 | 20 |
| AUSTRIA | 1,712 | 2,916 | 228 | 1,005 | BARBADO | 8,408 | 0 | 2,309 | 0 |
| SPAIN | 1,743 | 6,967 | 477 | 1,835 | PERU | 75,837 | 0 | 13,739 | 0 |
| ITALY | 390 | 1,735 | 139 | 516 | BOLIVIA | 22,007 | 0 | 4,560 | 0 |
| YUGOSLV | 4,017 | 4,489 | 855 | 1,346 | | | | | |
| ROMANIA | 3,961 | 1,589 | 669 | 333 | | | | | |
| BULGAR | 821 | 0 | 141 | 0 | | | | | |
| TURKEY | 3,315 | 3,097 | 503 | 620 | | | | | |
| ISRAEL | 3,542 | 4,090 | 678 | 921 | | | | | |
| AUSTRAL | 437 | 0 | 173 | 0 | | | | | |

TABLE 19.--U.S. AGRICULTURAL IMPORTS: QUANTITY AND VALUE, COMMODITY BY COUNTRY
FISCAL YEARS 1978 AND 1979--CONTINUED

| SCHED. A COUNTRY | QUANTITY | | VALUE | | SCHED. A COUNTRY | QUANTITY | | VALUE | |
|---|-----------|-----------|--------------------|--------------------|---|----------|-----------|--------------------|--------------------|
| | 1978 | 1979 | 1978 1,000 DOL. | 1979 1,000 DOL. | | 1978 | 1979 | 1978 1,000 DOL. | 1979 1,000 DOL. |
| BRAZIL | 408,642 | 1 | 73,597 | | REP SAF | 42 | 87 | 1,102 | 5,044 |
| ARGENT | 172,781 | 0 | 31,993 | | SWAZLND | 0 | 6 | 0 | 419 |
| FRANCE | 11,839 | 1 | 2,144 | | OTHERS | 0 | 19 | 8 | 805 |
| FR GERM | 17,105 | 0 | 5,331 | | | | | | |
| PHIL R | 372,465 | 1 | 73,054 | | 0616000 HONEY | | | | |
| AUSTRAL | 340,101 | 900 | 62,415 | | TOTAL | 28,639 | 22,965 | 21,941 | 18,816 |
| OPAC IS | 15,909 | 0 | 2,434 | | CANADA | 5,572 | 3,284 | 5,539 | 3,592 |
| MAURIT | 14,530 | 0 | 2,162 | | MEXICO | 10,797 | 9,016 | 6,747 | 6,649 |
| MOZAMBQ | 23,400 | 0 | 5,897 | | GUATMAL | 164 | 258 | 131 | 238 |
| REP SAF | 32,985 | 16 | 5,794 | | SALVADR | 197 | 277 | 148 | 262 |
| SWAZLND | 27,861 | 0 | 6,796 | | HONDURA | 164 | 203 | 132 | 190 |
| MALAWI | 23,439 | 0 | 4,360 | | DOM REP | 516 | 622 | 379 | 525 |
| OTHERS | 17,686 | 108 | 3,096 | | BRAZIL | 3,649 | 2,726 | 2,400 | 2,227 |
| | | | | | ARGENT | 6,499 | 1,038 | 5,398 | 499 |
| | | | | | CHINA M | 278 | 4,711 | 215 | 3,741 |
| | | | | | OTHERS | 803 | 830 | 852 | 893 |
| 0613070 SUGARS, STRUPS, AND MOLLASSES NE MT | | | | | 0619040 SIRUP-MAPLE | | | | |
| TOTAL | 2,462,457 | 4,087,827 | 504,478 | 821,289 | TOTAL | 4,385 | 4,118 | 7,943 | 9,242 |
| MEXICO | 0 | 86,072 | 0 | 21,849 | CANADA | 4,385 | 4,057 | 7,943 | 9,128 |
| GUATMAL | 108,889 | 140,071 | 19,715 | 26,952 | OTHERS | 0 | 61 | 0 | 116 |
| BEL IZE | 49,021 | 41,520 | 13,355 | 10,299 | | | | | |
| SALVADR | 108,600 | 118,538 | 23,221 | 21,601 | 0620120 CONFECTIONERY NOT CONT COCOA MT | | | | |
| HONDURA | 25,292 | 55,880 | 6,591 | 13,592 | TOTAL | 40,329 | 42,508 | 57,895 | 89,602 |
| NICARAG | 70,408 | 97,921 | 16,451 | 19,017 | CANADA | 1,325 | 2,083 | 1,401 | 2,273 |
| C RICA | 22,124 | 40,499 | 5,549 | 9,896 | MEXICO | 702 | 871 | 627 | 943 |
| PANAMA | 85,974 | 122,422 | 15,462 | 26,407 | COLOMB | 3,314 | 3,238 | 2,431 | 2,540 |
| JAMAICA | 15,676 | 35,859 | 2,741 | 6,562 | BRAZIL | 2,319 | 3,206 | 1,673 | 2,401 |
| HAITI | 5,178 | 9,965 | 1,222 | 2,497 | ARGENT | 4,070 | 2,516 | 3,236 | 2,403 |
| DOM REP | 527,857 | 694,138 | 97,446 | 141,944 | SWEDEN | 2,070 | 2,536 | 2,382 | 3,217 |
| LW MW I | 19,424 | 21,631 | 5,322 | 6,415 | FINLAND | 183 | 339 | 334 | 648 |
| BARBADO | 9,860 | 30,158 | 7,519 | 7,183 | DENMARK | 876 | 726 | 1,383 | 1,182 |
| TRINID | 44,321 | 21,552 | 11,536 | 8,031 | U KING | 11,582 | 9,336 | 16,000 | 14,383 |
| COLOMB | 12,070 | 47,978 | 2,066 | 6,312 | NETHLD | 1,681 | 2,127 | 2,884 | 3,913 |
| GUYANA | 18,811 | 32,571 | 3,560 | 13,598 | BELGIUM | 228 | 293 | 353 | 410 |
| ECUADOR | 0 | 65,613 | 0 | 35,406 | FRANCE | 273 | 402 | 807 | 1,375 |
| PERU | 132,148 | 179,989 | 24,235 | 35,406 | FR GERM | 2,269 | 7,180 | 8,967 | 38,998 |
| COL IVIA | 25,584 | 63,945 | 6,484 | 14,958 | SWITZLD | 164 | 177 | 564 | 554 |
| BRAZIL | 248,261 | 977,481 | 49,457 | 194,142 | POLAND | 1,024 | 940 | 832 | 759 |
| URUGUAY | 13,000 | 0 | 3,128 | 0 | SPAIN | 2,149 | 536 | 4,860 | 2,594 |
| ARGENT | 62,972 | 229,293 | 13,538 | 41,027 | ITALY | 2,649 | 2,426 | 4,160 | 5,956 |
| BELGIUM | 48,645 | 0 | 14,548 | 89,611 | ISRAEL | 304 | 503 | 402 | 389 |
| FRANCE | 12,300 | 14,700 | 2,234 | 4,472 | HG KONG | 845 | 693 | 1,319 | 1,118 |
| THAILND | 22,790 | 15,016 | 4,960 | 13,428 | TAIHAN | 191 | 229 | 373 | 505 |
| PHIL R | 515,157 | 498,245 | 106,199 | 18,407 | JAPAN | 238 | 185 | 980 | 815 |
| TAIWAN | 51,400 | 25,000 | 8,167 | 8,601 | REP SAF | 1,155 | 1,295 | 937 | 1,229 |
| AUSTRAL | 93,992 | 75,548 | 17,507 | 10,497 | OTHERS | 718 | 731 | 990 | 997 |
| OPAC IS | 11,709 | 70,045 | 3,495 | 4,860 | | | | | |
| MAURIT | 53,014 | 31,479 | 11,771 | 10,607 | 071020 COFFEE-CRUDE MT | | | | |
| MOZAMBQ | 7,135 | 50,632 | 1,010 | 13,469 | TOTAL | 950,937 | 1,192,656 | 3,465,818 | 3,643,844 |
| MALAGAS | 0 | 20,841 | 0 | 8,468 | MEXICO | 71,013 | 120,808 | 243,927 | 378,936 |
| REP SAF | 0 | 61,552 | 0 | 746 | GUATMAL | 55,371 | 68,536 | 212,414 | 203,783 |
| SWAZLND | 39,943 | 65,565 | 9,385 | 10,607 | SALVADR | 23,722 | 70,962 | 88,081 | 193,529 |
| MALAWI | 0 | 37,961 | 0 | 4,860 | HONDURA | 31,910 | 30,066 | 119,486 | 87,503 |
| OTHERS | 6,400 | 3,147 | 1,604 | 746 | C RICA | 9,793 | 9,888 | 38,278 | 27,163 |
| | | | | | NICARAG | 18,886 | 28,237 | 71,009 | 88,565 |
| 0615040 MOLLASSES--INEDIBLE | | | | | HAITI | 5,255 | 805 | 18,718 | 2,220 |
| TOTAL | 1,648 | 1,510 | 65,948 | 106,659 | DOM REP | 38,544 | 16,902 | 142,326 | 52,806 |
| MEXICO | 529 | 378 | 19,153 | 28,580 | COLOMB | 148,146 | 229,272 | 618,816 | 771,758 |
| GUATMAL | 83 | 50 | 4,455 | 3,565 | VENEZ | 12,118 | 10,994 | 41,584 | 30,098 |
| BEL IZE | 25 | 20 | 826 | 935 | PERU | 51,862 | 47,214 | 167,880 | 143,952 |
| SALVADR | 28 | 23 | 1,014 | 1,679 | ECUADOR | 37,588 | 47,340 | 134,913 | 141,664 |
| HONDURA | 18 | 76 | 790 | 3,854 | BRAZIL | 112,101 | 158,705 | 498,214 | 522,644 |
| NICARAG | 42 | 44 | 1,356 | 2,729 | PARAGUA | 7,638 | 32,959 | 22,639 | 94,284 |
| PANAMA | 73 | 29 | 3,165 | 2,480 | INDIA | 14,712 | 19,933 | 45,351 | 57,319 |
| HAITI | 20 | 17 | 480 | 776 | PHIL R | 3,209 | 9,979 | 146,732 | 236,831 |
| DOM REP | 162 | 191 | 6,313 | 12,662 | NEW GUI | 9,591 | 8,773 | 6,637 | 13,113 |
| BARBADO | 0 | 6 | 0 | 445 | CAMROD | 10,937 | 9,812 | 33,985 | 27,515 |
| TRINID | 60 | 45 | 2,798 | 3,470 | SIER LN | 3,653 | 7,523 | 34,956 | 26,763 |
| COLOMB | 51 | 110 | 2,260 | 8,969 | IVY CST | 36,391 | 53,107 | 119,970 | 154,897 |
| GUYANA | 38 | 35 | 1,582 | 4,282 | ANGOLA | 12,716 | 10,338 | 42,527 | 28,059 |
| ECUADOR | 19 | 61 | 770 | 1,813 | LIBERIA | 4,772 | 3,153 | 15,376 | 9,224 |
| PERU | 77 | 30 | 3,666 | 1,813 | ZAIRE | 29,901 | 10,682 | 94,099 | 31,801 |
| CHILE | 31 | 0 | 1,524 | 0 | BURUNDI | 7,491 | 14,967 | 24,986 | 39,659 |
| BRAZIL | 97 | 57 | 3,669 | 4,695 | RWANDA | 15,082 | 6,745 | 55,189 | 20,686 |
| FRANCE | 34 | 62 | 2,464 | 5,471 | ETHIOP | 25,976 | 31,832 | 89,158 | 95,527 |
| ITALY | 16 | 30 | 819 | 1,040 | UGANDA | 33,737 | 8,492 | 111,434 | 31,998 |
| PAKI MT | 21 | 0 | 890 | 0 | KENYA | 10,523 | 3,605 | 37,055 | 10,629 |
| AUSTRAL | 110 | 64 | 4,321 | 5,296 | | | | | |
| OPAC IS | 15 | 32 | 488 | 2,963 | | | | | |
| MAURIT | 51 | 31 | 1,808 | 1,681 | | | | | |
| MOZAMBQ | 7 | 7 | 227 | 680 | | | | | |

TABLE 19.--U.S. AGRICULTURAL IMPORTS: QUANTITY AND VALUE, COMMODITY BY COUNTRY
FISCAL YEARS 1978 AND 1979--CONTINUED

| SCHED.A COUNTRY | QUANTITY | | VALUE | | SCHED.A COUNTRY | QUANTITY | | VALUE | |
|--|----------|---------|------------|------------|--|----------|--------|------------|------------|
| | 1978 | 1979 | 1978 | 1979 | | 1978 | 1979 | 1978 | 1979 |
| | | | 1,000 DOL. | 1,000 DOL. | | | | 1,000 DOL. | 1,000 DOL. |
| TANZANIA | 21,147 | 11,555 | 67,077 | 32,133 | BRAZIL | 18,027 | 17,059 | 73,375 | 58,084 |
| MALAGAS | 24,488 | 15,819 | 81,284 | 45,023 | U KING | 1,889 | 561 | 8,409 | 2,816 |
| OTHERS | 7,113 | 6,035 | 25,583 | 19,827 | NETHLS | 23,490 | 18,847 | 120,064 | 87,352 |
| 0711040 COFFEE--ROASTED, GROUND MT | | | | | FRANCE | 4,152 | 5,081 | 18,395 | 23,551 |
| TOTAL | 22,770 | 23,904 | 79,611 | 72,915 | FR GERM | 10,363 | 6,743 | 43,186 | 31,853 |
| CANADA | 381 | 255 | 1,841 | 1,187 | MALAYSIA | 1,080 | 720 | 4,955 | 2,948 |
| MEXICO | 4,689 | 3,188 | 20,192 | 12,222 | SINGAPR | 160 | 312 | 912 | 916 |
| GUATMAL | 770 | 739 | 2,079 | 2,426 | CHINA M | 290 | 0 | 1,801 | 0 |
| SALVADR | 7 | 2,756 | 70 | 7,211 | CAMROON | 509 | 1,152 | 2,453 | 4,561 |
| HONDURA | 255 | 484 | 800 | 1,343 | IVY CST | 7,752 | 6,712 | 38,749 | 23,106 |
| NICARAG | 0 | 641 | 0 | 1,790 | GHANA | 4,195 | 43 | 16,655 | 105 |
| C RICA | 2,110 | 260 | 8,485 | 721 | NIGERIA | 1,369 | 813 | 5,570 | 3,263 |
| PANAMA | 282 | 413 | 823 | 1,059 | OTHERS | 733 | 701 | 2,852 | 2,437 |
| HAITI | 393 | 503 | 1,081 | 1,233 | 0723100 CHOCOLATE--UNSWEETENED MT | | | | |
| DOM REP | 4,676 | 5,463 | 18,535 | 18,271 | TOTAL | 45,050 | 44,530 | 191,170 | 184,774 |
| N ANTIL | 344 | 309 | 835 | 963 | CANADA | 717 | 896 | 3,373 | 4,384 |
| COLOMB | 8,095 | 6,771 | 22,080 | 17,185 | SALVADR | 193 | 334 | 780 | 1,515 |
| ECUADOR | 292 | 1,306 | 766 | 4,261 | C RICA | 0 | 536 | 0 | 1,988 |
| BRAZIL | 159 | 318 | 572 | 1,273 | HAITI | 183 | 0 | 734 | 0 |
| ITALY | 50 | 51 | 355 | 300 | DOM REP | 259 | 269 | 997 | 1,049 |
| GRFECE | 39 | 43 | 244 | 249 | VENEZ | 555 | 605 | 2,150 | 2,470 |
| SINGAPR | 0 | 125 | 0 | 334 | ECUADOR | 18,024 | 18,780 | 74,372 | 75,808 |
| PHIL R | 0 | 210 | 0 | 573 | PERU | 442 | 1,366 | 1,527 | 4,735 |
| ANGOLA | 150 | 0 | 428 | 0 | BRAZIL | 23,392 | 20,911 | 101,379 | 89,780 |
| OTHERS | 78 | 69 | 425 | 314 | NETHLS | 222 | 44 | 1,034 | 232 |
| 0712010 COFFEE EXTRACTS, ESSENCES, CONC MT | | | | | IVY CST | 562 | 522 | 3,072 | 1,838 |
| TOTAL | 18,469 | 30,773 | 190,526 | 252,307 | OTHERS | 501 | 267 | 1,752 | 975 |
| CANADA | 163 | 317 | 2,415 | 2,915 | 0723200 COCOA BUTTER MT | | | | |
| MEXICO | 421 | 1,427 | 3,483 | 9,689 | TOTAL | 22,011 | 28,535 | 96,085 | 140,536 |
| GUATMAL | 19 | 283 | 172 | 1,954 | CANADA | 276 | 119 | 1,450 | 612 |
| SALVADR | 402 | 452 | 3,411 | 3,465 | MEXICO | 2,086 | 3,210 | 8,993 | 14,770 |
| NICARAG | 117 | 67 | 1,157 | 422 | C RICA | 822 | 1,241 | 3,467 | 6,357 |
| COLOMB | 52 | 769 | 487 | 6,749 | DOM REP | 222 | 358 | 936 | 1,894 |
| ECUADOR | 237 | 476 | 1,641 | 3,083 | COLOMB | 631 | 885 | 2,666 | 4,451 |
| BRAZIL | 15,527 | 24,069 | 148,866 | 189,143 | VENEZ | 687 | 299 | 2,744 | 1,487 |
| NETHLS | 303 | 528 | 1,749 | 2,544 | ECUADOR | 1,401 | 1,327 | 5,776 | 6,245 |
| FRANCE | 809 | 1,284 | 19,611 | 18,589 | BRAZIL | 5,397 | 9,278 | 24,812 | 46,134 |
| FR GERM | 94 | 346 | 1,513 | 3,790 | U KING | 515 | 1,335 | 2,500 | 7,004 |
| SPAIN | 269 | 583 | 5,797 | 8,332 | NETHLS | 609 | 855 | 2,756 | 4,431 |
| OTHERS | 56 | 172 | 224 | 1,632 | FRANCE | 217 | 668 | 1,042 | 3,455 |
| 0712020 CHICORY--PREPARED MT | | | | | MALAYSIA | 377 | 989 | 1,864 | 4,242 |
| TOTAL | 3,259 | 3,602 | 2,296 | 2,082 | SINGAPR | 74 | 888 | 320 | 4,143 |
| BELGIUM | 185 | 48 | 124 | 33 | PHIL R | 525 | 846 | 2,076 | 4,098 |
| FRANCE | 2,015 | 3,359 | 1,382 | 1,930 | CAMROON | 187 | 1,186 | 716 | 5,606 |
| FR GERM | 450 | 62 | 400 | 46 | IVY CST | 7,469 | 4,597 | 31,881 | 23,335 |
| SWITZLD | 220 | 0 | 214 | 0 | GHANA | 350 | 50 | 1,466 | 324 |
| INDIA | 381 | 48 | 174 | 23 | OTHERS | 166 | 404 | 620 | 1,948 |
| OTHERS | 8 | 85 | 2 | 50 | 0730020 CHOCOLATE--SWEETENED MT | | | | |
| 0721000 COCOA BEANS MT | | | | | TOTAL | 9,678 | 10,600 | 18,913 | 22,092 |
| TOTAL | 171,142 | 190,371 | 571,342 | 646,427 | CANADA | 1,138 | 1,420 | 3,839 | 4,458 |
| MEXICO | 1,747 | 1,200 | 5,945 | 3,908 | MEXICO | 76 | 153 | 101 | 263 |
| GUATMAL | 2,507 | 1,905 | 8,248 | 6,530 | COLOMB | 22 | 195 | 57 | 537 |
| C RICA | 3,650 | 2,336 | 13,590 | 8,622 | U KING | 1,684 | 3,195 | 1,997 | 3,726 |
| PANAMA | 793 | 991 | 2,411 | 3,365 | IRELAND | 3,761 | 2,941 | 4,149 | 3,432 |
| HAITI | 1,991 | 1,902 | 6,293 | 6,242 | NETHLS | 180 | 326 | 733 | 1,397 |
| DOM REP | 23,515 | 28,923 | 72,229 | 89,839 | BELGIUM | 766 | 588 | 1,849 | 1,559 |
| TRINID | 1,574 | 1,320 | 5,303 | 4,198 | FRANCE | 68 | 50 | 228 | 156 |
| VENEZ | 278 | 867 | 1,017 | 3,100 | FR GERM | 566 | 480 | 1,651 | 1,890 |
| ECUADOR | 5,417 | 6,757 | 16,780 | 21,890 | SWITZLD | 1,055 | 862 | 3,329 | 3,387 |
| PERU | 1,457 | 1,874 | 4,579 | 5,624 | ISRAEL | 207 | 223 | 523 | 680 |
| BRAZIL | 33,909 | 34,046 | 115,915 | 118,191 | OTHERS | 155 | 167 | 457 | 607 |
| MALAYSIA | 492 | 962 | 1,389 | 2,994 | 0730040 COCOA--SWEETENED, COATINGS, ETC MT | | | | |
| NEW GUI | 5,995 | 7,939 | 24,128 | 27,273 | TOTAL | 12,710 | 14,445 | 38,717 | 42,565 |
| IVY CST | 38,071 | 53,538 | 129,406 | 182,679 | CANADA | 2,653 | 3,049 | 6,440 | 6,827 |
| GHANA | 24,508 | 16,709 | 78,730 | 61,304 | MEXICO | 368 | 509 | 364 | 542 |
| NIGER | 596 | 0 | 1,831 | 0 | COLOMB | 4 | 292 | 8 | 564 |
| NIGERIA | 21,371 | 24,923 | 72,921 | 85,767 | SWEDEN | 432 | 404 | 674 | 935 |
| D W AF | 0 | 950 | 0 | 3,601 | FINLAND | 85 | 321 | 195 | 680 |
| LIBERIA | 914 | 1,072 | 3,464 | 3,752 | DENMARK | 105 | 232 | 235 | 597 |
| OTHERS | 2,957 | 2,157 | 7,163 | 7,548 | U KING | 1,909 | 2,456 | 4,864 | 7,145 |
| 0727000 COCOA--UNSWEETENED, CAKE MT | | | | | IRELAND | 78 | 172 | 106 | 555 |
| TOTAL | 77,040 | 61,799 | 349,221 | 252,069 | NETHLS | 627 | 510 | 1,240 | 1,209 |
| C RICA | 653 | 1,127 | 2,341 | 3,835 | BELGIUM | 58 | 48 | 438 | 436 |
| ECUADOR | 2,378 | 1,928 | 9,504 | 7,242 | FR GERM | 4,235 | 4,072 | 17,848 | 15,186 |
| | | | | | SWITZLD | 614 | 650 | 3,004 | 3,349 |

TABLE 19--U.S. AGRICULTURAL IMPORTS: QUANTITY AND VALUE, COMMODITY BY COUNTRY AND FISCAL YEARS 1978 AND 1979--CONTINUED

| SCHED. A COUNTRY | QUANTITY | | VALUE | | SCHED. A COUNTRY | QUANTITY | | VALUE | |
|------------------------------------|----------|--------|------------|------------|---------------------------------------|----------|--------|------------|------------|
| | 1978 | 1979 | 1,000 DOL. | 1,000 DOL. | | 1978 | 1979 | 1,000 DOL. | 1,000 DOL. |
| ITALY | 326 | 499 | 1,536 | 2,340 | 0752220 CASSIA, CASSIA BUOS & VERA | MT | | | |
| OTHERS | 1,216 | 1,231 | 1,765 | 2,140 | TOTAL | 7,011 | 8,923 | 5,277 | 6,486 |
| 0740020 TEA-CRUDE, PREPARED | | | | | INDONESIA | 4,614 | 6,756 | 3,057 | 4,437 |
| TOTAL | 66,171 | 72,757 | 112,795 | 119,272 | CHINA M | 1,581 | 1,674 | 1,565 | 1,709 |
| CANADA | 2,072 | 2,338 | 8,422 | 7,817 | HC KONG | 199 | 55 | 185 | 50 |
| ECUADOR | 647 | 1,061 | 846 | 1,293 | TAIWAN | 453 | 271 | 213 | 134 |
| BRAZIL | 1,725 | 3,723 | 2,244 | 4,744 | OTHERS | 164 | 167 | 257 | 156 |
| ARGENT | 6,058 | 6,691 | 5,939 | 5,071 | 0752240 CINNAMON AND CINNAMON CHIPS | MT | | | |
| U KING | 568 | 406 | 2,780 | 1,081 | TOTAL | 1,146 | 596 | 1,983 | 1,034 |
| NETHLS | 3,846 | 4,678 | 4,888 | 5,486 | SRI LKA | 1,023 | 558 | 1,854 | 972 |
| FR GERM | 25 | 97 | 103 | 372 | OTHERS | 123 | 38 | 129 | 62 |
| INDIA | 2,180 | 4,846 | 7,299 | 10,346 | 0752300 CLOVES AND CLOVE STEMS | MT | | | |
| BNGLDSH | 1,001 | 90 | 882 | 103 | TOTAL | 1,180 | 1,123 | 6,385 | 7,844 |
| SRI LKA | 13,821 | 13,593 | 26,285 | 26,274 | BRAZIL | 146 | 221 | 871 | 1,461 |
| INDONESIA | 10,786 | 9,229 | 19,016 | 14,985 | SRI LKA | 31 | 23 | 216 | 120 |
| CHINA M | 2,228 | 5,386 | 4,019 | 7,090 | MALAYSIA | 12 | 20 | 132 | 199 |
| HC KONG | 219 | 271 | 510 | 605 | SINGAPR | 33 | 10 | 200 | 76 |
| TAIWAN | 3,068 | 2,100 | 3,920 | 2,749 | INDONESIA | 29 | 66 | 214 | 402 |
| JAPAN | 3,111 | 3,276 | 2,438 | 2,342 | TNZANTA | 281 | 60 | 1,736 | 435 |
| NFW GUI | 422 | 369 | 610 | 551 | MALAGAS | 505 | 654 | 2,701 | 4,759 |
| RWANDA | 450 | 191 | 526 | 385 | OTHERS | 143 | 69 | 315 | 392 |
| KFNYA | 7,130 | 9,515 | 13,461 | 21,106 | 0752420 CARDAMON AND MACE | MT | | | |
| TNZANTA | 678 | 466 | 996 | 703 | TOTAL | 384 | 397 | 2,198 | 1,658 |
| MOZAMBRO | 1,405 | 1,225 | 1,744 | 1,281 | GUATHMAL | 72 | 65 | 1,018 | 733 |
| MALAWI | 4,298 | 2,579 | 5,008 | 3,216 | IRAN | 67 | 0 | 116 | 0 |
| OTHERS | 433 | 627 | 859 | 889 | INDIA | 20 | 10 | 330 | 176 |
| 0751010 PAPRIKA-GROUND, UNGROUND | | | | | INDONESIA | 199 | 285 | 570 | 608 |
| TOTAL | 4,909 | 5,627 | 7,355 | 8,343 | OTHERS | 26 | 37 | 164 | 141 |
| HUNGARY | 1,360 | 1,517 | 2,028 | 2,014 | 0752440 NUTMEG | MT | | | |
| SPAIN | 3,147 | 3,974 | 4,774 | 6,150 | TOTAL | 2,083 | 2,374 | 4,165 | 4,525 |
| MOROCC | 262 | 0 | 350 | 0 | LW MW I | 251 | 178 | 512 | 368 |
| OTHERS | 140 | 136 | 203 | 179 | NETHLS | 5 | 135 | 10 | 294 |
| 0751025 PEPPER-BLACK, UNGROUND | | | | | INDONESIA | 1,748 | 1,875 | 3,458 | 3,536 |
| TOTAL | 23,361 | 24,596 | 50,291 | 41,650 | OTHERS | 79 | 186 | 185 | 327 |
| BRAZIL | 9,404 | 10,039 | 20,524 | 16,594 | 0752520 CARAWAY | MT | | | |
| INDIA | 1,921 | 466 | 4,587 | 939 | TOTAL | 2,875 | 3,410 | 4,028 | 4,762 |
| SRI LKA | 320 | 137 | 621 | 262 | NETHLS | 2,123 | 2,412 | 3,217 | 3,477 |
| MALAYSIA | 2,242 | 1,759 | 4,694 | 3,097 | POLAND | 88 | 268 | 148 | 397 |
| SINGAPR | 680 | 143 | 1,626 | 294 | EGYPT | 507 | 515 | 486 | 604 |
| INDONESIA | 8,713 | 11,907 | 18,077 | 20,143 | OTHERS | 157 | 215 | 177 | 284 |
| OTHERS | 81 | 145 | 162 | 321 | 0752540 ANISE, CORIANDER, CUMMIN, ETC | MT | | | |
| 0751030 PEPPER-WHITE, UNGROUND | | | | | TOTAL | 9,268 | 10,932 | 9,510 | 13,599 |
| TOTAL | 2,458 | 3,031 | 6,674 | 7,642 | MEXICO | 1,550 | 1,718 | 401 | 602 |
| BRAZIL | 55 | 539 | 131 | 1,333 | ARGENT | 696 | 185 | 518 | 60 |
| MALAYSIA | 53 | 61 | 153 | 154 | SPAIN | 163 | 277 | 220 | 512 |
| SINGAPR | 33 | 64 | 88 | 163 | ROMANIA | 534 | 397 | 488 | 133 |
| INDONESIA | 2,310 | 2,341 | 6,272 | 5,920 | IRAN | 3,390 | 1,976 | 5,417 | 4,270 |
| OTHERS | 7 | 26 | 30 | 72 | INDIA | 1,006 | 4,325 | 839 | 6,256 |
| 0751045 PEPPER-RED, UNGROUND | | | | | MOROCC | 564 | 659 | 413 | 266 |
| TOTAL | 4,277 | 4,865 | 5,159 | 5,920 | EGYPT | 573 | 421 | 415 | 575 |
| MEXICO | 1,441 | 1,657 | 1,895 | 1,953 | OTHERS | 792 | 974 | 799 | 925 |
| INDIA | 667 | 926 | 698 | 1,172 | 0752600 GINGER ROOT-NOT CANDIED | MT | | | |
| PAKI MT | 849 | 744 | 813 | 594 | TOTAL | 3,625 | 3,978 | 4,886 | 4,218 |
| INDONESIA | 135 | 210 | 201 | 295 | NICARAG | 328 | 289 | 264 | 206 |
| CHINA M | 713 | 967 | 974 | 1,442 | JAMAICA | 40 | 43 | 168 | 232 |
| EGYPT | 297 | 220 | 253 | 232 | INDIA | 1,325 | 1,684 | 2,251 | 1,699 |
| OTHERS | 175 | 141 | 325 | 232 | CHINA M | 154 | 238 | 268 | 549 |
| 0751050 PIMENTO, ALLSPICE-UNGROUND | | | | | OPAC IS | 802 | 827 | 667 | 572 |
| TOTAL | 531 | 771 | 797 | 1,267 | SIER LN | 318 | 266 | 679 | 490 |
| MEXICO | 33 | 221 | 48 | 297 | OTHERS | 658 | 631 | 589 | 470 |
| GUATHMAL | 87 | 111 | 120 | 183 | 0752810 ORIGANUM-CRUDE | MT | | | |
| HONDURA | 169 | 91 | 238 | 140 | TOTAL | 2,257 | 2,981 | 3,852 | 5,183 |
| JAMAICA | 226 | 343 | 377 | 640 | MEXICO | 1,051 | 1,476 | 1,030 | 1,715 |
| OTHERS | 16 | 5 | 14 | 7 | CHILE | 86 | 22 | 104 | 25 |
| 0752100 VANILLA BEANS | | | | | FRANCE | 136 | 48 | 217 | 106 |
| TOTAL | 1,091 | 779 | 21,572 | 21,864 | GREECE | 576 | 706 | 1,613 | 1,973 |
| MALAYSIA | 0 | 11 | 0 | 330 | TURKEY | 319 | 541 | 745 | 1,070 |
| INDONESIA | 341 | 190 | 4,011 | 3,833 | OTHERS | 89 | 188 | 143 | 294 |
| MALAGAS | 696 | 547 | 15,109 | 16,391 | | | | | |
| COMOROS | 87 | 27 | 1,954 | 1,152 | | | | | |
| OTHERS | 27 | 4 | 498 | 158 | | | | | |

TABLE 19.--U.S. AGRICULTURAL IMPORTS: QUANTITY AND VALUE, COMMODITY BY COUNTRY
FISCAL YEARS 1978 AND 1979--CONTINUED

| SCHED. A COUNTRY | QUANTITY | | VALUE | | SCHED. A COUNTRY | QUANTITY | | VALUE | |
|--|----------|---------|------------|------------|--|----------|--------|------------|------------|
| | 1978 | 1979 | 1,000 DOL. | 1,000 DOL. | | 1978 | 1979 | 1,000 DOL. | 1,000 DOL. |
| 0811200 HAY MT | | | | | 0980445 SAUCES-EXCEPT THIN SOY MT | | | | |
| TOTAL | 124,048 | 80,682 | 7,077 | 4,572 | TOTAL | 8,975 | 11,123 | 10,754 | 14,278 |
| CANADA | 123,874 | 80,517 | 7,060 | 4,562 | CANADA | 162 | 205 | 242 | 295 |
| OTHERS | 174 | 165 | 17 | 10 | MEXICO | 1,849 | 2,871 | 2,066 | 3,083 |
| 0811900 ANIMAL FEEDS, NSPF MT | | | | | 0980500 SOUPS AND BROTHS MT | | | | |
| TOTAL | 38,911 | 26,584 | 13,408 | 15,519 | TOTAL | 4,762 | 4,203 | 18,397 | 18,176 |
| CANADA | 22,481 | 12,534 | 5,129 | 7,089 | CANADA | 317 | 281 | 410 | 409 |
| MEXICO | 1,277 | 1,182 | 2,052 | 1,122 | VENEZ | 390 | 421 | 1,695 | 1,613 |
| ECUADOR | 251 | 243 | 770 | 418 | SWITZLD | 2,727 | 2,330 | 12,146 | 12,112 |
| U KING | 6,487 | 1,421 | 273 | 331 | ISRAEL | 155 | 133 | 372 | 354 |
| IRELAND | 4,763 | 6,499 | 2,650 | 3,748 | JAPAN | 566 | 492 | 2,134 | 2,245 |
| NETHLOS | 847 | 1,330 | 1,069 | 1,503 | OTHERS | 607 | 538 | 1,640 | 1,443 |
| FR GERM | 8 | 1,514 | 39 | 335 | 0980630 YEAST-DRIED BREWERS, CRUDE MT | | | | |
| N ZEAL | 1,602 | 920 | 1,001 | 634 | TOTAL | 1,392 | 1,516 | 2,315 | 1,295 |
| OTHERS | 1,195 | 941 | 425 | 339 | CANADA | 1,316 | 1,467 | 453 | 537 |
| 0812000 BRAN, POLLARD, SHORTS, ETC NA | | | | | 0980640 YEAST-NATURAL, ACTIVE, INACTIVE MT | | | | |
| TOTAL | --- | --- | 17,501 | 16,687 | TOTAL | 2,229 | 1,980 | 3,967 | 3,722 |
| CANADA | --- | --- | 12,529 | 12,987 | CANADA | 308 | 316 | 341 | 445 |
| CHILE | --- | --- | 2,294 | 1,359 | MEXICO | 223 | 162 | 264 | 179 |
| ARGENT | --- | --- | 637 | 0 | BRAZIL | 389 | 382 | 448 | 463 |
| ANGOLA | --- | --- | 211 | 305 | NETHLOS | 56 | 137 | 99 | 306 |
| ZAIRE | --- | --- | 1,204 | 548 | FRANCE | 1,020 | 740 | 2,335 | 1,891 |
| REP SAF | --- | --- | 69 | 393 | FR GERM | 131 | 94 | 359 | 279 |
| OTHERS | --- | --- | 557 | 745 | OTHERS | 102 | 149 | 121 | 159 |
| 0813300 OIL CAKE & MEAL-COTTONSEED MT | | | | | 0980700 VINEGAR MLT | | | | |
| TOTAL | 3,155 | 8,150 | 599 | 1,432 | TOTAL | 2,486 | 2,090 | 917 | 1,118 |
| NICARAG | 0 | 5,300 | 0 | 928 | CANADA | 474 | 79 | 90 | 20 |
| PARAGUA | 1,555 | 1,600 | 300 | 305 | FRANCE | 215 | 366 | 143 | 264 |
| ARGENT | 1,600 | 0 | 299 | 0 | FR GERM | 89 | 104 | 41 | 67 |
| AUSTRAL | 0 | 1,250 | 0 | 200 | ITALY | 159 | 203 | 73 | 148 |
| 0814060 TANKAGE-ANIMAL FEED MT | | | | | 0981000 MISC FOOD PREPARATIONS, NES NA | | | | |
| TOTAL | 6,699 | 5,683 | 1,727 | 1,710 | TOTAL | --- | --- | 39,684 | 44,698 |
| CANADA | 4,900 | 2,380 | 1,013 | 615 | CANADA | --- | --- | 4,272 | 4,049 |
| THAILND | 444 | 427 | 323 | 317 | MEXICO | --- | --- | 1,373 | 3,557 |
| AUSTRAL | 1,150 | 1,884 | 262 | 455 | PANAMA | --- | --- | 563 | 663 |
| N ZEAL | 34 | 822 | 18 | 225 | DOM REP | --- | --- | 5,219 | 3,561 |
| OTHERS | 171 | 170 | 111 | 98 | ARGENT | --- | --- | 1,516 | 1,146 |
| 0819340 BREWERS GRAIN, MALT SPROUTS MT | | | | | 0980420 SAUCE-THIN SOY MT | | | | |
| TOTAL | 77,984 | 109,592 | 6,260 | 9,877 | TOTAL | 5,821 | 6,140 | 3,745 | 4,114 |
| CANADA | 77,873 | 109,504 | 6,243 | 9,865 | CHINA M | 822 | 571 | 449 | 286 |
| OTHERS | 111 | 88 | 17 | 12 | HG KONG | 1,078 | 2,428 | 1,347 | 1,602 |
| 0819830 SCREWFINGS, ETC-EX FLAXSEED MT | | | | | 0980420 SAUCE-THIN SOY MT | | | | |
| TOTAL | 48,129 | 41,294 | 3,121 | 2,921 | JAPAN | 2,233 | 2,433 | 1,495 | 1,818 |
| CANADA | 48,129 | 41,294 | 3,121 | 2,921 | OTHERS | 688 | 708 | 454 | 408 |
| 0819840 MILLFD-GRAINS, MIXED FEED, NSPF MT | | | | | 0980420 SAUCE-THIN SOY MT | | | | |
| TOTAL | 42,970 | 67,229 | 4,698 | 8,583 | 0980300 MUSTARD GROUND OR PREP MT | | | | |
| CANADA | 42,456 | 66,999 | 4,445 | 8,424 | TOTAL | 1,591 | 1,816 | 2,424 | 3,003 |
| OTHERS | 514 | 230 | 253 | 159 | CANADA | 359 | 423 | 292 | 374 |
| 0819850 FOOD WASTE, PREP ANIMAL FEEDS MT | | | | | 0980300 MUSTARD GROUND OR PREP MT | | | | |
| TOTAL | 6,237 | 11,346 | 10,946 | 15,372 | U KING | 595 | 582 | 897 | 974 |
| CANADA | 4,367 | 8,547 | 1,895 | 4,457 | FRANCE | 528 | 676 | 955 | 1,333 |
| BRAZIL | 45 | 230 | 32 | 598 | FR GERM | 68 | 96 | 171 | 214 |
| U KING | 762 | 65 | 370 | 252 | OTHERS | 41 | 39 | 109 | 108 |
| FR GERM | 873 | 919 | 7,320 | 7,217 | 0980420 SAUCE-THIN SOY MT | | | | |
| NEW GUI | 200 | 0 | 984 | 0 | TOTAL | 5,821 | 6,140 | 3,745 | 4,114 |
| IVY CST | 161 | 718 | 55 | 2,102 | CHINA M | 822 | 571 | 449 | 286 |
| OTHERS | 329 | 867 | 330 | 746 | HG KONG | 1,078 | 2,428 | 1,347 | 1,602 |
| 0980300 MUSTARD GROUND OR PREP MT | | | | | 0980420 SAUCE-THIN SOY MT | | | | |
| TOTAL | 1,591 | 1,816 | 2,424 | 3,003 | JAPAN | 2,233 | 2,433 | 1,495 | 1,818 |
| CANADA | 359 | 423 | 292 | 374 | OTHERS | 688 | 708 | 454 | 408 |
| U KING | 595 | 582 | 897 | 974 | 0980420 SAUCE-THIN SOY MT | | | | |
| FRANCE | 528 | 676 | 955 | 1,333 | TOTAL | 5,821 | 6,140 | 3,745 | 4,114 |
| FR GERM | 68 | 96 | 171 | 214 | CHINA M | 822 | 571 | 449 | 286 |
| OTHERS | 41 | 39 | 109 | 108 | HG KONG | 1,078 | 2,428 | 1,347 | 1,602 |
| 0980420 SAUCE-THIN SOY MT | | | | | 0980420 SAUCE-THIN SOY MT | | | | |
| TOTAL | 5,821 | 6,140 | 3,745 | 4,114 | JAPAN | 2,233 | 2,433 | 1,495 | 1,818 |
| CHINA M | 822 | 571 | 449 | 286 | OTHERS | 688 | 708 | 454 | 408 |
| HG KONG | 1,078 | 2,428 | 1,347 | 1,602 | 0980420 SAUCE-THIN SOY MT | | | | |
| JAPAN | 2,233 | 2,433 | 1,495 | 1,818 | TOTAL | 5,821 | 6,140 | 3,745 | 4,114 |
| OTHERS | 688 | 708 | 454 | 408 | CHINA M | 822 | 571 | 449 | 286 |

TABLE 19.—U.S. AGRICULTURAL IMPORTS: QUANTITY AND VALUE, COMMODITY BY COUNTRY
FISCAL YEARS 1978 AND 1979—CONTINUED

| SCHED. A COUNTRY | QUANTITY | | VALUE | | SCHED. A COUNTRY | QUANTITY | | VALUE | |
|---|----------|---------|--------------------|--------------------|---|----------|--------|--------------------|--------------------|
| | 1978 | 1979 | 1978 1,000 DOL. | 1979 1,000 DOL. | | 1978 | 1979 | 1978 1,000 DOL. | 1979 1,000 DOL. |
| 1121010 WINE-CHAMPAGNE, SPARKLING MLT | | | | | 1214010 TOBACCO-WRAPPER HT | | | | |
| TOTAL | 13,678 | 16,605 | 46,993 | 67,129 | TOTAL | 726 | 718 | 8,396 | 7,782 |
| U KING | 69 | 32 | 166 | 116 | MEXICO | 55 | 25 | 458 | 212 |
| FRANCE | 5,264 | 6,606 | 31,823 | 46,673 | HONDURA | 129 | 191 | 861 | 1,290 |
| FR GERM | 406 | 530 | 1,028 | 1,441 | NICARAG | 285 | 298 | 2,409 | 2,393 |
| SPAIN | 266 | 654 | 342 | 972 | CAMROON | 236 | 172 | 4,405 | 3,372 |
| ITALY | 7,534 | 8,566 | 13,355 | 17,451 | OTHERS | 21 | 32 | 263 | 515 |
| OTHERS | 139 | 217 | 279 | 476 | 1214020 TOBACCO, MIXED-FILLER, WRAPPER HT | | | | |
| 1121025 WINE-GRAPE, UNDER 14% ALCOHOL MLT | | | | | TOTAL | | | | |
| TOTAL | 259,674 | 290,915 | 387,254 | 472,701 | TOTAL | 22 | 872 | 74 | 3,004 |
| NETHLD | 615 | 782 | 1,165 | 1,734 | HONDURA | 3 | 0 | 14 | 1 |
| FRANCE | 47,534 | 49,333 | 136,883 | 163,359 | TURKEY | 14 | 14 | 35 | 44 |
| FR GERM | 45,590 | 46,148 | 85,661 | 90,762 | LEBANON | 0 | 851 | 1 | 2,866 |
| SPAIN | 6,145 | 5,741 | 5,677 | 6,893 | CAMROON | 1 | 1 | 15 | 39 |
| PORTUGL | 23,182 | 23,273 | 25,947 | 30,746 | OTHERS | 4 | 6 | 9 | 54 |
| ITALY | 127,018 | 156,433 | 121,613 | 167,500 | 1214030 TOBACCO-CIGARETTE LEAF MT | | | | |
| GREECE | 2,430 | 2,126 | 2,202 | 2,042 | TOTAL | 90,517 | 87,624 | 258,005 | 254,957 |
| ISRAEL | 1,567 | 1,503 | 1,236 | 1,510 | CANADA | 1,151 | 2,588 | 2,553 | 5,519 |
| OTHERS | 5,543 | 5,576 | 6,870 | 8,155 | MEXICO | 5,048 | 3,407 | 7,529 | 6,122 |
| 1121045 WINE-SHERRY MLT | | | | | BRAZIL | | | | |
| TOTAL | 9,103 | 9,976 | 26,393 | 30,656 | U.S.S.R. | 285 | 322 | 499 | 921 |
| U KING | 906 | 1,273 | 3,908 | 5,163 | ITALY | 8,312 | 5,817 | 12,336 | 8,586 |
| SPAIN | 8,137 | 8,627 | 22,391 | 25,331 | YUGOSLV | 7,519 | 6,630 | 25,547 | 22,575 |
| OTHERS | 60 | 76 | 94 | 162 | GREECE | 11,096 | 12,588 | 39,475 | 43,770 |
| 1121050 WINE-RES-GRAPE, OVER 14% ALC MLT | | | | | SULGAR | | | | |
| TOTAL | 1,305 | 932 | 3,797 | 2,783 | TURKEY | 39,253 | 40,679 | 122,101 | 125,173 |
| SPAIN | 185 | 112 | 379 | 320 | SYRIA | 1,857 | 1,345 | 5,658 | 4,523 |
| PORTUGL | 647 | 477 | 2,429 | 1,580 | LEBANON | 1,954 | 1,923 | 5,338 | 5,691 |
| ITALY | 93 | 69 | 220 | 226 | REP SAF | 1 | 768 | 2 | 1,618 |
| GREECE | 73 | 98 | 108 | 160 | MALAWI | 813 | 138 | 2,009 | 357 |
| MADEIRA | 110 | 44 | 229 | 303 | OTHERS | 2,050 | 1,612 | 3,914 | 2,893 |
| OTHERS | 197 | 132 | 432 | 385 | 1214040 TOBACCO-FILLER, NOT STEMMED HT | | | | |
| 1121060 VERMOUTH MLT | | | | | TOTAL | | | | |
| TOTAL | 14,683 | 12,436 | 17,410 | 16,487 | TOTAL | 2,222 | 1,782 | 4,880 | 4,411 |
| FRANCE | 7,744 | 1,877 | 3,481 | 2,818 | MEXICO | 75 | 172 | 286 | 494 |
| ITALY | 11,873 | 10,475 | 13,862 | 13,568 | HONDURA | 177 | 221 | 508 | 785 |
| OTHERS | 66 | 84 | 67 | 101 | NICARAG | 191 | 161 | 989 | 847 |
| 1122050 CIDER, FERMENTED BEV, NES MLT | | | | | DOM REP | | | | |
| TOTAL | 16,707 | 14,845 | 13,879 | 14,823 | INDONESIA | 709 | 119 | 257 | 98 |
| DENMARK | 810 | 754 | 1,486 | 1,665 | PHIL R | 303 | 299 | 318 | 315 |
| U KING | 900 | 924 | 907 | 508 | CAMROON | 63 | 63 | 1,030 | 861 |
| FRANCE | 150 | 355 | 124 | 371 | IVY CST | 137 | 0 | 278 | 0 |
| FR GERM | 65 | 123 | 73 | 303 | OTHERS | 402 | 694 | 457 | 847 |
| SPAIN | 11,739 | 10,022 | 7,129 | 7,991 | 1214050 TOBACCO-FILLER, STEMMED HT | | | | |
| JAPAN | 2,535 | 2,139 | 3,656 | 3,362 | TOTAL | 1,134 | 1,170 | 4,014 | 4,569 |
| OTHERS | 508 | 528 | 504 | 623 | MEXICO | 156 | 203 | 508 | 659 |
| 1123000 ALE, BEER, STOUT, PORTER MLT | | | | | HONDURA | | | | |
| TOTAL | 373,272 | 485,767 | 213,578 | 306,754 | INDONESIA | 165 | 53 | 1,224 | 1,356 |
| CANADA | 106,865 | 141,626 | 40,132 | 58,211 | PHIL R | 357 | 467 | 1,495 | 2,012 |
| MEXICO | 24,398 | 32,408 | 12,915 | 17,609 | BRAZIL | 126 | 111 | 389 | 350 |
| NORWAY | 2,543 | 2,113 | 1,569 | 1,398 | OTHERS | 154 | 53 | 398 | 192 |
| DENMARK | 2,501 | 2,280 | 1,418 | 1,525 | 1214060 TOBACCO-LEAF AND STEMS HT | | | | |
| U KING | 7,768 | 9,114 | 4,435 | 5,850 | TOTAL | 4,527 | 7,224 | 1,345 | 3,222 |
| IRELAND | 6,099 | 7,206 | 3,371 | 4,841 | CANADA | 215 | 558 | 76 | 98 |
| NETHLD | 163,300 | 221,499 | 112,377 | 171,321 | MEXICO | 677 | 1,534 | 140 | 1,929 |
| FRANCE | 780 | 1,698 | 592 | 1,371 | GUATMAL | 130 | 818 | 188 | 146 |
| FR GERM | 41,712 | 48,209 | 28,424 | 34,636 | HONDURA | 255 | 242 | 217 | 178 |
| PHIL R | 3,266 | 3,356 | 1,379 | 1,395 | DOM REP | 696 | 562 | 147 | 104 |
| JAPAN | 3,428 | 4,032 | 2,049 | 2,573 | BRAZIL | 1,420 | 1,784 | 393 | 361 |
| AUSTRAL | 5,892 | 6,783 | 2,432 | 2,922 | ARGENT | 388 | 141 | 69 | 44 |
| OTHERS | 4,720 | 5,443 | 2,485 | 3,132 | OTHERS | 746 | 1,585 | 115 | 362 |
| 1213055 TOBACCO-SCRAP HT | | | | | 1214060 TOBACCO-LEAF AND STEMS HT | | | | |
| TOTAL | 51,762 | 65,303 | 94,736 | 121,229 | TOTAL | 4,527 | 7,224 | 1,345 | 3,222 |
| CANADA | 1,594 | 2,762 | 5,380 | 9,622 | CANADA | 215 | 558 | 76 | 98 |
| MEXICO | 4,052 | 4,497 | 8,668 | 8,638 | MEXICO | 677 | 1,534 | 140 | 1,929 |
| GUATMAL | 1,833 | 2,213 | 4,919 | 6,724 | GUATMAL | 130 | 818 | 188 | 146 |
| SALVADR | 218 | 207 | 564 | 609 | HONDURA | 255 | 242 | 217 | 178 |
| HONDURA | 1,705 | 964 | 2,646 | 1,530 | DOM REP | 696 | 562 | 147 | 104 |
| C RICA | 604 | 510 | 2,325 | 1,732 | BRAZIL | 1,420 | 1,784 | 393 | 361 |
| PANAMA | 294 | 446 | 901 | 1,373 | ARGENT | 388 | 141 | 69 | 44 |
| DOM REP | 2,594 | 2,579 | 5,090 | 5,212 | OTHERS | 746 | 1,585 | 115 | 362 |
| COLOMB | 1,805 | 1,413 | 2,980 | 2,350 | | | | | |

TABLE 19.--U.S. AGRICULTURAL IMPORTS: QUANTITY AND VALUE, COMMODITY BY COUNTRY
FISCAL YEARS 1978 AND 1979--CONTINUED

| SCHED. A COUNTRY | QUANTITY | | VALUE | | SCHED. 4 COUNTRY | QUANTITY | | VALUE | |
|---|----------|--------|------------|------------|--|-----------|-----------|------------|------------|
| | 1978 | 1979 | 1,000 DOL. | 1,000 DOL. | | 1978 | 1979 | 1,000 DOL. | 1,000 DOL. |
| 2111025 HIDES-CATTLE | | | | | | | | | |
| TOTAL | 18,708 | 17,460 | 17,025 | 29,554 | PARAGUA | 8 | 10 | 311 | 654 |
| CANADA | 18,395 | 16,802 | 16,757 | 28,698 | ARGENT | 0 | 20 | 0 | 1,414 |
| ARGENT | 137 | 219 | 91 | 387 | FR GERM | 3 | 4 | 216 | 22 |
| OTHERS | 176 | 439 | 177 | 469 | PORTUGL | 0 | 2 | 0 | 67 |
| 2112000 HIDES-CALF, KIP | | | | | | | | | |
| TOTAL | 546 | 665 | 1,160 | 1,768 | INDIA | 6 | 0 | 85 | 0 |
| CANADA | 513 | 651 | 1,055 | 1,622 | THAILND | 4 | 3 | 51 | 178 |
| FRANCE | 26 | 0 | 83 | 0 | STNGAPR | 2 | 9 | 118 | 338 |
| OTHERS | 7 | 14 | 22 | 146 | INDNSIA | 0 | 1 | 48 | 37 |
| 2114000 SKINS-GOAT, KID | | | | | | | | | |
| TOTAL | 1,022 | 1,408 | 3,485 | 7,737 | OTHERS | 21 | 46 | 76 | 104 |
| HAITI | 183 | 298 | 602 | 1,360 | 2119930 SKINS-CARPENCHO, WILD PIG | | | | |
| PERU | 13 | 45 | 55 | 213 | TOTAL | 612 | 1,117 | 574 | 1,139 |
| CHILE | 34 | 0 | 111 | 1 | CANADA | 569 | 1,037 | 246 | 415 |
| FR GERM | 20 | 48 | 94 | 220 | PERU | 0 | 10 | 0 | 77 |
| IRAN | 402 | 377 | 980 | 1,882 | PARAGUA | 31 | 68 | 217 | 631 |
| AFGHAN | 44 | 86 | 177 | 344 | FR GERM | 10 | 0 | 89 | 0 |
| INDNSIA | 124 | 215 | 659 | 1,954 | OTHERS | 2 | 2 | 22 | 36 |
| CHINA M | 0 | 34 | 0 | 320 | 2119940 SKINS-DEER | | | | |
| ETHIOP | 141 | 231 | 573 | 1,032 | TOTAL | 1,742 | 1,018 | 1,726 | 1,231 |
| OTHERS | 61 | 74 | 234 | 411 | CANADA | 95 | 92 | 183 | 223 |
| 2116000 SKINS-SHEEP, LAMB, WITH WOOL | | | | | | | | | |
| TOTAL | 1,434 | 634 | 4,153 | 1,764 | SWEDEN | 878 | 579 | 694 | 619 |
| CANADA | 469 | 97 | 245 | 87 | NORWAY | 138 | 76 | 111 | 76 |
| FRANCE | 75 | 49 | 152 | 120 | FR GERM | 94 | 141 | 185 | 203 |
| SUDAN | 385 | 238 | 1,365 | 837 | U.S.S.R | 325 | 68 | 245 | 49 |
| NIGERIA | 332 | 9 | 1,942 | 68 | REP SAF | 111 | 31 | 150 | 29 |
| ETHIOP | 19 | 85 | 67 | 306 | OTHERS | 101 | 31 | 158 | 32 |
| OTHERS | 154 | 156 | 382 | 346 | 2119950 HIDES AND SKINS, NES | | | | |
| 2117020 SKINS-HAIR SHEEP, CABRETTA | | | | | | | | | |
| TOTAL | 763 | 181 | 1,025 | 545 | TOTAL | --- | --- | 3,920 | 4,625 |
| AUSTRAL | 0 | 67 | 0 | 213 | CANADA | --- | --- | 3,706 | 4,244 |
| N ZEAL | 17 | 18 | 65 | 40 | OTHERS | --- | --- | 214 | 381 |
| SUDAN | 95 | 31 | 366 | 100 | 2120100 FURSKINS-MINK | | | | |
| NIGERIA | 98 | 0 | 517 | 0 | TOTAL | 3,238,023 | 3,181,286 | 81,229 | 98,736 |
| ETHIOP | 0 | 29 | 0 | 119 | CANADA | 466,011 | 421,228 | 12,613 | 13,304 |
| KENYA | 0 | 11 | 0 | 35 | ARGENT | 23,675 | 14,337 | 554 | 254 |
| OTHERS | 53 | 25 | 77 | 38 | SWEDEN | 418,295 | 341,708 | 10,144 | 11,327 |
| 2117050 SKINS-SHEEP, LAMB, PKLD, N/SPLIT | | | | | | | | | |
| TOTAL | 14,380 | 15,799 | 55,532 | 77,606 | NORWAY | 197,002 | 321,742 | 4,705 | 8,890 |
| U KING | 30 | 93 | 120 | 483 | FINLAND | 628,866 | 563,408 | 15,857 | 16,922 |
| FRANCE | 269 | 326 | 591 | 882 | DENMARK | 949,079 | 1,011,861 | 25,006 | 32,479 |
| FR GERM | 48 | 48 | 183 | 262 | U KING | 163,554 | 202,750 | 3,705 | 6,175 |
| YUGOSLV | 45 | 0 | 214 | 0 | IRELAND | 37,231 | 44,090 | 773 | 1,364 |
| IRAN | 5,407 | 6,483 | 21,340 | 37,115 | NETHLD | 122,730 | 107,111 | 2,750 | 3,010 |
| AFGHAN | 399 | 168 | 1,898 | 806 | FRANCE | 30,735 | 8,333 | 572 | 253 |
| INDNSIA | 35 | 58 | 286 | 447 | FR GERM | 44,257 | 55,013 | 1,191 | 1,730 |
| AUSTRAL | 266 | 134 | 458 | 379 | GERM DR | 109,613 | 60,707 | 2,374 | 1,819 |
| N ZEAL | 6,897 | 7,434 | 25,501 | 1,773 | CZECHO | 13,505 | 0 | 246 | 0 |
| SUDAN | 100 | 267 | 860 | 818 | SHYZLD | 4,682 | 15,930 | 147 | 722 |
| NIGERIA | 3 | 76 | 18 | 38 | POLAND | 17,144 | 8,282 | 359 | 268 |
| ETHIOP | 17 | 10 | 181 | 2,511 | OTHERS | 11,644 | 4,785 | 233 | 219 |
| REP SAF | 691 | 417 | 3,450 | 310 | 2120905 FURSKINS-PERSIAN LAMB | | | | |
| NAMIBIA | 0 | 43 | 0 | 1,185 | TOTAL | 84,727 | 62,899 | 856 | 792 |
| OTHERS | 173 | 242 | 432 | 5,548 | U KING | 10,003 | 8,632 | 144 | 172 |
| 2117060 SKINS-SHEEP, LAMB, PKLD, SPLIT | | | | | | | | | |
| TOTAL | 2,087 | 1,364 | 8,556 | 959 | U.S.S.R | 43,738 | 40,326 | 404 | 498 |
| U KING | 6 | 35 | 24 | 1,023 | AFGHAN | 26,186 | 13,574 | 257 | 117 |
| FR GERM | 0 | 184 | 0 | 353 | OTHERS | 4,800 | 367 | 51 | 5 |
| TURKEY | 154 | 0 | 588 | 177 | 2120912 FURSKINS-BEAVER | | | | |
| IRAN | 1,523 | 222 | 6,318 | 2,161 | TOTAL | 0 | 0 | 900 | 1,712 |
| AFGHAN | 86 | 56 | 417 | 253 | CANADA | 0 | 0 | 890 | 1,712 |
| INDNSIA | 31 | 0 | 225 | 440 | OTHERS | 0 | 0 | 10 | 0 |
| AUSTRAL | 73 | 76 | 107 | 177 | 2120915 FURSKINS-FOX EX SILVER, BLK, PT | | | | |
| N ZEAL | 101 | 662 | 269 | 2,161 | TOTAL | 279,514 | 277,177 | 18,649 | 27,327 |
| NIGERIA | 72 | 25 | 464 | 353 | CANADA | 31,396 | 27,370 | 2,001 | 2,514 |
| OTHERS | 41 | 104 | 144 | 177 | SWEDEN | 1,832 | 5,840 | 129 | 569 |
| 2119920 SKINS-REPTILE | | | | | | | | | |
| TOTAL | 52 | 95 | 1,163 | 2,814 | NORWAY | 123,052 | 106,904 | 9,189 | 12,717 |
| PANAMA | 6 | 0 | 213 | 0 | FINLAND | 84,765 | 80,690 | 5,661 | 6,489 |
| EAYHAN | 2 | 0 | 45 | 0 | DENMARK | 7,431 | 27,844 | 460 | 3,287 |
| | | | | | U KING | 651 | 2,228 | 45 | 128 |
| | | | | | FRANCE | 420 | 2,654 | 12 | 127 |
| | | | | | FR GERM | 740 | 1,588 | 37 | 132 |
| | | | | | POLAND | 4,679 | 6,157 | 371 | 731 |
| | | | | | AFGHAN | 5,600 | 0 | 57 | 0 |
| | | | | | AUSTRAL | 16,703 | 14,668 | 612 | 586 |
| | | | | | OTHERS | 2,245 | 1,232 | 75 | 47 |

TABLE 19.--U.S. AGRICULTURAL IMPORTS: QUANTITY AND VALUE, COMMODITY BY COUNTRY
FISCAL YEARS 1978 AND 1979--CONTINUED

| SCHED. A COUNTRY | QUANTITY | | VALUE | | SCHED. A COUNTRY | QUANTITY | | VALUE | |
|---------------------------------------|-----------|-----------|------------|------------|--|----------|------------|------------|---------|
| | 1978 | 1979 | 1978 | 1979 | | 1978 | 1979 | 1978 | 1979 |
| | | | 1,000 DOL. | 1,000 DOL. | | | 1,000 DOL. | 1,000 DOL. | |
| 2120925 FURSKINS-HARE | | | | | 2320430 RUBBER-JELUTONG, PONTIANAK | | | | |
| TOTAL | 2,061,529 | 2,684,757 | 710 | 907 | TOTAL | 1,741 | 1,412 | 4,761 | 3,786 |
| CHILE | 114,473 | 102,550 | 62 | 56 | MALAYSIA | 90 | 280 | 104 | 471 |
| ARGENT | 1,379,406 | 1,720,338 | 581 | 727 | SINGAPR | 1,651 | 1,082 | 4,657 | 3,257 |
| CHINA M | 550,000 | 860,000 | 58 | 124 | OTHERS | 0 | 50 | 0 | 58 |
| OTHERS | 17,500 | 1,869 | 9 | 0 | 2320450 RUBBER-NATURAL, DRY FORM | | | | |
| 2120947 FURSKINS-RABBIT | | | | | 2613000 SILK-RAW | | | | |
| TOTAL | 1,429 | 1,960 | 6,523 | 9,106 | TOTAL | 264 | 360 | 5,356 | 8,440 |
| CANADA | 77 | 81 | 204 | 183 | SRI LKA | 4,284 | 6,755 | 3,941 | 7,760 |
| BELGIUM | 93 | 101 | 564 | 548 | THAILND | 43,474 | 46,843 | 37,063 | 51,858 |
| FRANCE | 1,119 | 1,568 | 5,287 | 8,018 | MALAYSIA | 213,885 | 193,051 | 190,072 | 222,986 |
| AUSTRAL | 87 | 85 | 202 | 246 | SINGAPR | 29,592 | 40,397 | 25,053 | 46,584 |
| OTHERS | 53 | 25 | 266 | 111 | INDNSIA | 380,999 | 411,009 | 312,231 | 441,683 |
| 2120945 FURSKINS-SABLE | | | | | LIBERIA | | | | |
| TOTAL | 136,424 | 148,914 | 8,641 | 12,098 | OTHERS | 39,613 | 36,185 | 33,940 | 41,663 |
| CANADA | 43,646 | 39,161 | 875 | 1,462 | 2613000 SILK-RAW | | | | |
| FINLAND | 985 | 9,830 | 54 | 1,020 | TOTAL | 264 | 360 | 5,356 | 8,440 |
| POLAND | 2,915 | 0 | 212 | 0 | BRAZIL | 84 | 94 | 1,570 | 2,158 |
| U.S.S.R | 87,836 | 91,836 | 7,426 | 9,278 | CHINA M | 171 | 263 | 3,600 | 6,186 |
| OTHERS | 1,042 | 8,087 | 74 | 338 | HONG KONG | 5 | 3 | 135 | 68 |
| 2120955 FURSKINS NSPF-RAW, UNDRESSED | | | | | OTHERS | | | | |
| TOTAL | --- | --- | 19,834 | 24,470 | OTHERS | 4 | 0 | 51 | 28 |
| CANADA | --- | --- | 7,081 | 12,231 | 2620010 JUTE-RAW AND WASTES | | | | |
| FINLAND | --- | --- | 530 | 561 | TOTAL | 13,578 | 24,707 | 3,242 | 5,127 |
| U KING | --- | --- | 197 | 439 | CANADA | 403 | 316 | 68 | 107 |
| POLAND | --- | --- | 1,370 | 940 | SPAIN | 212 | 0 | 66 | 0 |
| U.S.S.R | --- | --- | 866 | 554 | INDIA | 3,024 | 3,469 | 605 | 438 |
| JAPAN | --- | --- | 2,007 | 2,202 | PAKI MT | 272 | 2 | 102 | 1 |
| AUSTRAL | --- | --- | 1,077 | 914 | NEPAL | 362 | 511 | 80 | 85 |
| N ZEAL | --- | --- | 5,957 | 5,673 | BNGLDSDH | 5,110 | 7,310 | 1,716 | 3,083 |
| OTHERS | --- | --- | 749 | 956 | THAILND | 3,940 | 11,355 | 565 | 1,216 |
| 2120960 FUR TAIL S, PAWS, PIECES | | | | | OTHERS | | | | |
| TOTAL | --- | --- | 3,655 | 3,781 | OTHERS | 255 | 1,744 | 40 | 197 |
| CANADA | --- | --- | 1,094 | 1,111 | 2631055 COTTON-1 1/8" TO 1 1/16" | | | | |
| DNMARK | --- | --- | 40 | 77 | TOTAL | 606 | 504 | 1,408 | 1,167 |
| U KING | --- | --- | 74 | 35 | EGYPT | 389 | 115 | 903 | 334 |
| FRANCE | --- | --- | 915 | 1,195 | SUDAN | 216 | 389 | 505 | 833 |
| FR GERM | --- | --- | 497 | 745 | OTHERS | 1 | 0 | 0 | 0 |
| SWITZLD | --- | --- | 141 | 111 | 2632000 COTTON LINTERS | | | | |
| AUSTRAL | --- | --- | 218 | 155 | TOTAL | 13,923 | 14,398 | 4,281 | 4,073 |
| N ZEAL | --- | --- | 190 | 27 | MEXICO | 9,096 | 8,364 | 3,418 | 3,504 |
| OTHERS | --- | --- | 486 | 325 | GUATHAL | 280 | 881 | 231 | 408 |
| 2734000 FLAXSEED OR LINSEED | | | | | BRAZIL | | | | |
| TOTAL | 18,812 | 55,908 | 3,173 | 13,392 | ARGENT | 3,430 | 3,004 | 453 | 302 |
| CANADA | 18,792 | 55,907 | 3,156 | 13,392 | OTHERS | 740 | 1,316 | 102 | 195 |
| OTHERS | 20 | 1 | 17 | 0 | 2654000 SISAL, HENEQUEN-RAW AND WASTES | | | | |
| 2740000 OIL SEEDS, NUTS, KERNELS, NES | | | | | TOTAL | | | | |
| TOTAL | --- | --- | 37,658 | 43,664 | TOTAL | 10,489 | 21,220 | 3,580 | 3,580 |
| CANADA | --- | --- | 11,029 | 9,485 | BRAZIL | 7,586 | 6,344 | 2,484 | 2,269 |
| MEXICO | --- | --- | 15,021 | 21,311 | KENYA | 1,098 | 13,262 | 418 | 636 |
| GUATHAL | --- | --- | 5,486 | 6,054 | INZANIA | 834 | 511 | 413 | 248 |
| SAI VADR | --- | --- | 300 | 637 | MOZAMBO | 0 | 600 | 0 | 229 |
| HONDURA | --- | --- | 896 | 1,222 | OTHERS | 971 | 503 | 365 | 198 |
| NICARAG | --- | --- | 2,869 | 2,074 | 2655000 ABACA-RAW AND WASTES | | | | |
| NETHLOS | --- | --- | 844 | 301 | TOTAL | 21,727 | 22,487 | 11,650 | 13,171 |
| AUSTRAL | --- | --- | 458 | 417 | ECUADOR | 8,055 | 7,072 | 5,164 | 4,733 |
| OTHERS | --- | --- | 755 | 1,263 | PHIL R | 13,672 | 15,332 | 6,486 | 8,391 |
| 27320100 RUBBER-MILK OR LATEX | | | | | OTHERS | | | | |
| TOTAL | 67,123 | 56,698 | 58,715 | 63,259 | OTHERS | 0 | 83 | 0 | 47 |
| MALAYSIA | 21,772 | 18,824 | 21,479 | 22,299 | 2681025 WOOL-NOT OVER 40S, GREASY | | | | |
| SINGAPR | 821 | 39 | 628 | 55 | TOTAL | 4,073 | 3,312 | 9,108 | 8,973 |
| INDNSIA | 14,208 | 15,261 | 12,969 | 16,942 | ARGENT | 411 | 223 | 946 | 760 |
| LIBERIA | 25,192 | 22,573 | 23,523 | 23,963 | U KING | 385 | 324 | 1,021 | 992 |
| OTHERS | 130 | 1 | 116 | 0 | IRELAND | 96 | 31 | 242 | 84 |
| 27320410 RUBBER-GUTTA BALATA | | | | | N ZEAL | | | | |
| TOTAL | 203 | 1,822 | 442 | 2,586 | REP SAF | 103 | 120 | 95 | 224 |
| GUYANA | 17 | 0 | 60 | 0 | OTHERS | 191 | 76 | 358 | 116 |
| SURINAM | 15 | 11 | 31 | 27 | 2681035 WOOL-40S TO 44S, GREASY | | | | |
| BRAZIL | 138 | 203 | 304 | 464 | TOTAL | 1,405 | 2,118 | 3,194 | 5,562 |
| SRI LKA | 14 | 0 | 29 | 0 | U KING | 103 | 386 | 278 | 1,094 |
| MALAYSIA | 15 | 1,494 | 13 | 1,953 | AUSTRAL | 35 | 0 | 75 | 0 |
| OTHERS | 4 | 114 | 5 | 142 | N ZEAL | 1,255 | 1,722 | 2,818 | 4,442 |
| | | | | | OTHERS | 12 | 10 | 23 | 26 |

TABLE 19.—U.S. AGRICULTURAL IMPORTS: QUANTITY AND VALUE, COMMODITY BY COUNTRY
FISCAL YEAR: 1978 AND 1979—CONTINUED

| SCHED. A COUNTRY | QUANTITY | | VALU | | SCHED. A COUNTRY | QUANTITY | | VALUE | |
|------------------------------------|----------|-------|------------|------------|---------------------------------------|----------|------------|------------|--------|
| | 1978 | 1979 | 1978 | 1979 | | 1978 | 1979 | 1978 | 1979 |
| | | | 1,000 DOL. | 1,000 DOL. | | | 1,000 DOL. | 1,000 DOL. | |
| 2681045 WOOL-44S TO 48S, GREASY | | | | | 2683030 HAIR-ALPACA, LLAMA, ETC | | | | |
| TOTAL | 879 | 1,029 | 2,058 | 2,666 | TOTAL | 139 | 44 | 1,012 | 355 |
| U KING | 62 | 31 | 162 | 79 | PERU | 129 | 34 | 1,007 | 319 |
| N ZEAL | 723 | 944 | 1,729 | 2,507 | BOLIVIA | 1 | 10 | 4 | 29 |
| OTHERS | 94 | 54 | 167 | 80 | OTHERS | 0 | 0 | 1 | 7 |
| 2681060 WOOL-48S TO 58S, GREASY | | | | | 2683050 HAIR-CASHMERE GOAT | | | | |
| TOTAL | 973 | 4,267 | 2,019 | 10,480 | TOTAL | 1,181 | 583 | 10,294 | 6,455 |
| CANADA | 66 | 133 | 70 | 171 | U KING | 4 | 14 | 31 | 151 |
| CHILE | 36 | 0 | 57 | 0 | BELGIUM | 85 | 31 | 948 | 280 |
| URUGUAY | 31 | 24 | 64 | 54 | SPAIN | 22 | 0 | 262 | 0 |
| ARGENT | 155 | 125 | 268 | 242 | IRAN | 237 | 168 | 2,013 | 1,740 |
| AUSTRAL | 269 | 3,714 | 551 | 9,260 | AFGHAN | 158 | 53 | 1,458 | 628 |
| N ZEAL | 405 | 271 | 989 | 751 | CHINA M | 524 | 214 | 3,843 | 2,271 |
| OTHERS | 11 | 0 | 20 | 2 | MONGOLA | 138 | 59 | 1,681 | 1,021 |
| 2681080 WOOL-OVER 58S, GREASY | | | | | TAIWAN | 9 | 35 | 26 | 258 |
| TOTAL | 7,911 | 6,306 | 18,454 | 16,493 | OTHERS | 4 | 9 | 32 | 106 |
| CHILE | 23 | 370 | 38 | 707 | 2685100 HAIR-HORSE, CATTLE, UNCOMBED | | | | |
| URUGUAY | 131 | 199 | 304 | 550 | TOTAL | 599 | 533 | 3,225 | 3,012 |
| ARGENT | 446 | 622 | 872 | 1,352 | C RICA | 34 | 37 | 147 | 218 |
| AUSTRAL | 6,754 | 4,970 | 16,925 | 13,577 | URUGUAY | 169 | 184 | 768 | 815 |
| OTHERS | 157 | 145 | 315 | 307 | ARGENT | 238 | 193 | 1,379 | 1,057 |
| 2682020 WOOL-NOT MERINO, SCOURED | | | | | CHINA M | 89 | 70 | 356 | 477 |
| TOTAL | 386 | 957 | 963 | 2,809 | OTHERS | 69 | 49 | 575 | 445 |
| ARGENT | 347 | 682 | 893 | 2,265 | 2685920 HAIR-BOVINE EAR, BEARD, ETC | | | | |
| U KING | 9 | 37 | 23 | 150 | TOTAL | 12 | 42 | 1,833 | 1,233 |
| IRAQ | 17 | 93 | 28 | 156 | U KING | 0 | 1 | 293 | 469 |
| OTHERS | 13 | 135 | 19 | 238 | FR GERM | 2 | 3 | 1,015 | 417 |
| 2682025 WOOL-NOT OVER 40S, SCOURED | | | | | CHINA M | 3 | 2 | 253 | 174 |
| TOTAL | 2,383 | 2,229 | 6,525 | 7,461 | KOR REP | 3 | 0 | 148 | 12 |
| ARGENT | 544 | 375 | 1,545 | 1,386 | OTHERS | 4 | 36 | 124 | 201 |
| U KING | 190 | 371 | 577 | 1,298 | 2911100 BONES-CRUDE AND OSSEIN | | | | |
| SYRIA | 159 | 10 | 277 | 24 | TOTAL | --- | --- | 15,771 | 9,993 |
| N ZEAL | 1,328 | 1,369 | 3,823 | 4,524 | BRAZIL | --- | --- | 718 | 400 |
| OTHERS | 162 | 104 | 303 | 229 | ARGENT | --- | --- | 2,382 | 1,187 |
| 2682035 WOOL-40S TO 44S, SCOURED | | | | | U KING | --- | --- | 234 | 259 |
| TOTAL | 746 | 865 | 2,143 | 2,787 | BELGIUM | --- | --- | 4,846 | 1,164 |
| ARGENT | 145 | 91 | 360 | 313 | INDIA | --- | --- | 7,003 | 6,459 |
| N ZEAL | 567 | 687 | 1,702 | 2,282 | EGYPT | --- | --- | 255 | 282 |
| OTHERS | 34 | 87 | 81 | 192 | OTHERS | --- | --- | 333 | 242 |
| 2682045 WOOL-44S TO 48S, SCOURED | | | | | 2911710 ANIMAL SUBSTANCES, NSPF-CRUDE | | | | |
| TOTAL | 728 | 1,238 | 2,164 | 3,715 | TOTAL | --- | --- | 5,304 | 6,527 |
| ARGENT | 88 | 323 | 183 | 663 | CANADA | --- | --- | 2,173 | 2,699 |
| U KING | 43 | 43 | 168 | 182 | MEXICO | --- | --- | 410 | 261 |
| N ZEAL | 577 | 849 | 1,754 | 2,786 | BRAZIL | --- | --- | 124 | 120 |
| OTHERS | 20 | 23 | 59 | 84 | ARGENT | --- | --- | 56 | 270 |
| 2682060 WOOL-48S TO 58S, SCOURED | | | | | FRANCE | --- | --- | 786 | 841 |
| TOTAL | 1,523 | 911 | 4,035 | 2,972 | INDONESIA | --- | --- | 73 | 159 |
| ARGENT | 664 | 267 | 1,606 | 751 | PHIL R | --- | --- | 279 | 397 |
| U KING | 36 | 45 | 115 | 182 | HG KONG | --- | --- | 452 | 581 |
| AUSTRAL | 406 | 327 | 1,079 | 945 | TAIWAN | --- | --- | 214 | 257 |
| N ZEAL | 343 | 137 | 1,029 | 439 | OTHERS | --- | --- | 729 | 942 |
| REP SAF | 7 | 106 | 19 | 523 | 2919200 BRISTLES-CRUDE, PROCESSED | | | | |
| OTHERS | 67 | 29 | 187 | 132 | TOTAL | 793 | 1,216 | 5,986 | 10,558 |
| 2687080 WOOL-OVER 58S, SCOURED | | | | | FRANCE | 22 | 6 | 161 | 67 |
| TOTAL | 3,774 | 3,012 | 11,224 | 9,783 | FR GERM | 24 | 22 | 146 | 156 |
| URUGUAY | 26 | 71 | 80 | 213 | POLAND | 78 | 59 | 322 | 295 |
| ARGENT | 659 | 167 | 1,704 | 474 | YUGOSLV | 28 | 28 | 122 | 180 |
| AUSTRAL | 2,935 | 2,588 | 8,991 | 8,413 | INDIA | 19 | 13 | 304 | 212 |
| REP SAF | 87 | 110 | 266 | 430 | CHINA M | 612 | 1,089 | 4,837 | 9,634 |
| OTHERS | 67 | 76 | 183 | 253 | OTHERS | 10 | 0 | 94 | 14 |
| 2683010 HAIR-CAMEL | | | | | 2919320 SAUSAGE CASINGS-SHEEP, ETC | | | | |
| TOTAL | 502 | 667 | 2,715 | 3,705 | TOTAL | 2,204 | 1,900 | 15,471 | 16,519 |
| BELGIUM | 53 | 0 | 331 | 0 | CANADA | 649 | 391 | 3,710 | 3,655 |
| FR GERM | 25 | 0 | 138 | 0 | SWEDEN | 27 | 31 | 346 | 278 |
| CHINA M | 173 | 38 | 1,066 | 259 | U KING | 49 | 51 | 257 | 338 |
| MONGOLA | 250 | 596 | 1,181 | 3,244 | NETHLD | 59 | 26 | 512 | 266 |
| OTHERS | 1 | 33 | 0 | 202 | FR GERM | 91 | 103 | 395 | 585 |
| | | | | | SYRIA | 7 | 21 | 105 | 386 |
| | | | | | AUSTRAL | 145 | 120 | 909 | 905 |
| | | | | | N ZEAL | 926 | 978 | 7,664 | 8,756 |
| | | | | | OTHERS | 251 | 179 | 1,573 | 1,350 |

TABLE 19--U.S. AGRICULTURAL IMPORTS: QUANTITY AND VALUE, COMMODITY BY COUNTRY
FISCAL YEARS 1978 AND 1979--CONTINUED

| SCHED.A COUNTRY | QUANTITY | | VALUE | | SCHED.A COUNTRY | QUANTITY | | VALUE | |
|--------------------------------------|----------|--------|------------|------------|------------------------------------|----------|--------|------------|------------|
| | 1978 | 1979 | 1,000 DOL. | 1,000 DOL. | | 1978 | 1979 | 1,000 DOL. | 1,000 DOL. |
| 2919340 SAUSAGE CASINGS, NSPF | | | | | MT | | | | |
| TOTAL | 7,961 | 10,217 | 31,781 | 34,358 | HUNGARY | 0 | 0 | 9 | 35 |
| CANADA | 271 | 433 | 1,320 | 1,925 | POLAND | 0 | 0 | 0 | 25 |
| MEXICO | 1,502 | 2,476 | 3,127 | 4,707 | AUSTRAL | 0 | 0 | 57 | 69 |
| DOM REP | 239 | 347 | 387 | 810 | N ZEAL | 17 | 0 | 169 | 184 |
| BRAZIL | 186 | 295 | 306 | 365 | OTHERS | 48 | 0 | 304 | 74 |
| ARGENT | 310 | 597 | 741 | 1,181 | 2923060 STRAW AND FIBERS-RICE, ETC | | | | |
| SWEDEN | 302 | 479 | 1,489 | 1,840 | TOTAL | | | | |
| DENMARK | 1,402 | 1,523 | 4,721 | 4,850 | MEXICO | | | | |
| U KING | 130 | 133 | 648 | 545 | FRANCE | | | | |
| NETHLS | 980 | 954 | 5,467 | 4,280 | MALAGAS | | | | |
| BELGIUM | 72 | 163 | 293 | 691 | OTHERS | | | | |
| FR GERM | 1,310 | 1,290 | 5,956 | 5,506 | 2924015 SAGE-UNGROUND | | | | |
| SPAIN | 420 | 518 | 2,762 | 2,893 | TOTAL | | | | |
| PORTUGL | 120 | 67 | 1,169 | 939 | YUGOSLV | | | | |
| YUGOSLV | 84 | 24 | 412 | 77 | ALBANIA | | | | |
| CHINA M | 291 | 604 | 1,036 | 1,874 | TURKEY | | | | |
| N ZEAL | 69 | 54 | 571 | 920 | OTHERS | | | | |
| OTHERS | 273 | 260 | 1,376 | 955 | 2924025 LICORICE ROOT | | | | |
| 2919360 INTESTINES,ETC-NOT CASINGS | | | | | MT | | | | |
| TOTAL | 118 | 123 | 2,987 | 2,370 | TOTAL | 26,349 | 22,780 | 10,637 | 9,265 |
| YUGOSLV | 0 | 37 | 0 | 134 | TURKEY | 2,661 | 1,428 | 1,419 | 1,017 |
| N ZEAL | 16 | 20 | 2,556 | 1,952 | SYRIA | 0 | 329 | 0 | 224 |
| OTHERS | 102 | 66 | 431 | 284 | IRAQ | 0 | 1,921 | 0 | 652 |
| 2919620 FEATHERS,DDWNS-CRUDE,OSTRICH | | | | | MT | | | | |
| TOTAL | 30 | 28 | 1,179 | 1,238 | IRAN | 5,366 | 1,301 | 2,124 | 645 |
| REP SAF | 29 | 28 | 1,171 | 1,231 | AFGHAN | 14,848 | 0 | 5,099 | 0 |
| OTHERS | 1 | 0 | 8 | 7 | PAKI MT | 0 | 2,721 | 0 | 1,289 |
| 2919640 FEATHERS-CRUDE,EX OSTRICH | | | | | MT | | | | |
| TOTAL | 3,801 | 3,288 | 35,246 | 17,310 | 2924036 PYRETHRUM-ADVANCED | | | | |
| CANADA | 465 | 538 | 1,367 | 605 | TOTAL | 179 | 161 | 7,071 | 10,838 |
| U KING | 119 | 150 | 1,079 | 638 | NEW GUI | 0 | 6 | 0 | 289 |
| FRANCE | 280 | 795 | 2,974 | 4,771 | RWANDA | 18 | 23 | 421 | 1,125 |
| FR GERM | 483 | 184 | 4,309 | 197 | KENYA | 100 | 83 | 4,569 | 6,026 |
| HUNGARY | 0 | 84 | 10 | 522 | TZANIA | 56 | 46 | 1,790 | 3,249 |
| POLAND | 291 | 322 | 1,325 | 881 | OTHERS | 5 | 3 | 291 | 149 |
| YUGOSLV | 168 | 92 | 2,801 | 1,567 | 2924045 ACONITE,ALOE,ETC-CRUDE | | | | |
| ROMANIA | 286 | 130 | 2,056 | 749 | TOTAL | 302 | 410 | 641 | 1,041 |
| INDIA | 9 | 8 | 219 | 266 | NICARAG | 4 | 18 | 58 | 247 |
| THAILND | 30 | 0 | 469 | 0 | NETHLS | 253 | 289 | 493 | 697 |
| SINGAPR | 8 | 8 | 28 | 461 | REP SAF | 23 | 18 | 51 | 26 |
| CHINA M | 1,310 | 704 | 16,038 | 5,721 | OTHERS | 22 | 85 | 39 | 71 |
| HG KONG | 23 | 39 | 384 | 361 | 2924065 DRUGS,NES-VEGETABLE | | | | |
| TAIWAN | 296 | 193 | 1,686 | 243 | TOTAL | | | | |
| OTHERS | 33 | 41 | 501 | 328 | CANADA | --- | --- | 44,469 | 37,617 |
| 2919660 DDWNS-CRUDE,EX OSTRICH | | | | | MT | | | | |
| TOTAL | 1,902 | 816 | 39,690 | 15,902 | CANADA | --- | --- | 405 | 394 |
| U KING | 0 | 12 | 1 | 259 | PERU | --- | --- | 518 | 669 |
| BELGIUM | 12 | 0 | 474 | 0 | NETHLS | --- | --- | 17,245 | 10,179 |
| FRANCE | 422 | 184 | 8,358 | 4,354 | FRANCE | --- | --- | 5,554 | 4,594 |
| FR GERM | 199 | 100 | 2,855 | 916 | FR GERM | --- | --- | 448 | 306 |
| AUSTRIA | 21 | 0 | 659 | 0 | POLAND | --- | --- | 766 | 2 |
| CZECH | 4 | 11 | 218 | 253 | YUGOSLV | --- | --- | 660 | 78 |
| POLAND | 29 | 5 | 433 | 25 | INDIA | --- | --- | 12,842 | 8,328 |
| YUGOSLV | 325 | 195 | 8,454 | 4,010 | CHINA M | --- | --- | 535 | 561 |
| ROMANIA | 33 | 48 | 302 | 318 | KOR REP | --- | --- | 3,230 | 9,976 |
| THAILND | 16 | 10 | 695 | 230 | EGYPT | --- | --- | 731 | 971 |
| SINGAPR | 15 | 83 | 412 | 1,919 | OTHERS | --- | --- | 1,535 | 1,559 |
| CHINA M | 541 | 91 | 10,527 | 1,899 | 2925020 SEED-CLOVER | | | | |
| KOR REP | 0 | 6 | 0 | 225 | TOTAL | 9,326 | 8,625 | 6,521 | 5,252 |
| HG KONG | 87 | 7 | 1,802 | 131 | CANADA | 8,894 | 8,194 | 5,818 | 4,492 |
| TAIWAN | 168 | 59 | 3,329 | 1,265 | AUSTRAL | 257 | 119 | 425 | 199 |
| OTHERS | 30 | 5 | 1,171 | 98 | N ZEAL | 91 | 289 | 139 | 519 |
| 2919800 DRUGS-ANIMAL, CRUDE | | | | | MT | | | | |
| TOTAL | 339 | 0 | 5,812 | 1,012 | 2925030 SEED-FESCUE | | | | |
| CANADA | 95 | 0 | 4,417 | 21 | TOTAL | 7,505 | 6,082 | 7,711 | 7,245 |
| MEXICO | 52 | 0 | 162 | 169 | CANADA | 7,456 | 6,051 | 7,609 | 7,162 |
| NICARAG | 0 | 0 | 38 | 25 | OTHERS | 49 | 31 | 102 | 83 |
| ARGENT | 4 | 0 | 72 | 100 | 2925050 SEED-TIMOTHY | | | | |
| DENMARK | 53 | 0 | 136 | 0 | TOTAL | 691 | 447 | 1,097 | 423 |
| U KING | 1 | 0 | 127 | 185 | CANADA | 621 | 442 | 964 | 394 |
| NETHLS | 18 | 0 | 86 | 41 | POLAND | 50 | 0 | 87 | 0 |
| FRANCE | 17 | 0 | 128 | 55 | OTHERS | 10 | 5 | 66 | 29 |
| FR GERM | 34 | 0 | 97 | 29 | | | | | |

TABLE 19.--U.S. AGRICULTURAL IMPORTS: QUANTITY AND VALUE, COMMODITY BY COUNTRY
FISCAL YEARS 1978 AND 1979--CONTINUED

| SCHED.A COUNTRY | QUANTITY | | VALUE | | SCHED.A COUNTRY | QUANTITY | | VALUE | |
|--|-------------|-------------|------------|------------|---|----------|------------|------------|--------|
| | 1978 | 1979 | 1978 | 1979 | | 1978 | 1979 | 1978 | 1979 |
| | | | 1,000 DOL. | 1,000 DOL. | | | 1,000 DOL. | 1,000 DOL. | |
| 2925060 SEED-CELERY MT | | | | | 2929125 OPIUM MT | | | | |
| TOTAL | 2,152 | 1,916 | 1,966 | 1,383 | TOTAL | 30 | 47 | 15,224 | 15,393 |
| INDIA | 2,110 | 1,857 | 1,918 | 1,332 | INDIA | 29 | 47 | 15,103 | 15,393 |
| OTHERS | 42 | 59 | 48 | 51 | OTHERS | 1 | 0 | 121 | 0 |
| 2925070 SEEDS, NSPF-GARDEN AND FIELD NA | | | | | 2929160 EXTRACTS, DRUGS, ETC--VEG NA | | | | |
| TOTAL | --- | --- | 24,771 | 28,648 | TOTAL | --- | --- | 24,463 | 22,477 |
| CANADA | --- | --- | 1,938 | 1,616 | CANADA | --- | --- | 1,774 | 1,751 |
| MEXICO | --- | --- | 2,189 | 2,449 | MEXICO | --- | --- | 1,547 | 4,886 |
| GUATMAL | --- | --- | 1,237 | 1,346 | GUATMAL | --- | --- | 1,646 | 1,642 |
| C RICA | --- | --- | 1,675 | 2,190 | C RICA | --- | --- | 111 | 287 |
| CHILE | --- | --- | 893 | 1,225 | DOM REP | --- | --- | 1,033 | 1,198 |
| DENMARK | --- | --- | 307 | 247 | PERU | --- | --- | 292 | 177 |
| U KING | --- | --- | 1,196 | 1,510 | CHILE | --- | --- | 348 | 121 |
| NETHLS | --- | --- | 2,141 | 3,107 | DENMARK | --- | --- | 2,582 | 2,321 |
| FRANCE | --- | --- | 1,421 | 1,879 | U KING | --- | --- | 1,761 | 1,947 |
| FR GERM | --- | --- | 671 | 522 | FRANCE | --- | --- | 131 | 394 |
| ITALY | --- | --- | 512 | 657 | SPAIN | --- | --- | 703 | 739 |
| YUGOSLV | --- | --- | 921 | 721 | PORTUGL | --- | --- | 246 | 107 |
| ISRAEL | --- | --- | 551 | 695 | ITALY | --- | --- | 714 | 990 |
| INDIA | --- | --- | 3,394 | 2,582 | TURKEY | --- | --- | 342 | 41 |
| TAIWAN | --- | --- | 1,436 | 1,895 | CYPRUS | --- | --- | 1,135 | 149 |
| JAPAN | --- | --- | 1,853 | 2,430 | IRAN | --- | --- | 1,940 | 1,522 |
| AUSTRAL | --- | --- | 747 | 914 | ISRAEL | --- | --- | 2,004 | 2,529 |
| REP SAF | --- | --- | 638 | 1,171 | CHINA M | --- | --- | 95 | 288 |
| OTHERS | --- | --- | 1,001 | 1,492 | KOR REP | --- | --- | 182 | 237 |
| 2926110 BULBS-TULIP NO | | | | | 2929200 FIBERS-CRIN VEGETAL & KAPOK NA | | | | |
| TOTAL | 152,309,956 | 153,719,722 | 12,212 | 13,241 | TOTAL | --- | --- | 4,196 | 3,264 |
| NETHLS | 148,976,491 | 151,018,708 | 12,010 | 13,038 | THAILND | --- | --- | 4,154 | 3,189 |
| OTHERS | 3,333,465 | 2,701,014 | 202 | 203 | OTHERS | --- | --- | 42 | 75 |
| 2926120 BULBS-HYACINTH NO | | | | | 2929320 FIBERS-ISTLE, TAMPICO, CRUDE MT | | | | |
| TOTAL | 26,907,005 | 24,075,445 | 3,968 | 3,778 | TOTAL | 0 | 0 | 3,754 | 7,399 |
| NETHLS | 26,511,097 | 23,895,714 | 3,902 | 3,734 | MEXICO | 0 | 0 | 3,753 | 7,388 |
| OTHERS | 395,908 | 179,731 | 66 | 44 | OTHERS | 0 | 0 | 1 | 11 |
| 2926130 BULBS-NARCISSUS NO | | | | | 2929330 BROODCORN MT | | | | |
| TOTAL | 32,347,822 | 34,472,865 | 3,673 | 4,195 | TOTAL | 11,069 | 9,066 | 13,376 | 14,126 |
| NETHLS | 28,381,849 | 30,661,780 | 3,176 | 3,709 | MEXICO | 11,053 | 9,056 | 13,355 | 14,121 |
| FRANCE | 1,813,679 | 354,561 | 190 | 76 | OTHERS | 16 | 10 | 21 | 5 |
| ISRAEL | 2,051,482 | 2,555,968 | 234 | 324 | 4113400 WOOL GREASE MT | | | | |
| OTHERS | 800,812 | 990,556 | 73 | 86 | TOTAL | 4,024 | 4,858 | 1,946 | 2,497 |
| 2926140 CORNS-CROCUS NO | | | | | 2929340 OIL-RAPESEED MT | | | | |
| TOTAL | 71,080,676 | 68,262,403 | 1,804 | 2,126 | TOTAL | 5,712 | 6,547 | 3,669 | 4,408 |
| NETHLS | 70,675,171 | 68,089,968 | 1,795 | 2,119 | CANADA | 1,823 | 2,249 | 1,187 | 1,556 |
| OTHERS | 405,505 | 172,435 | 9 | 7 | FR GERM | 1,653 | 0 | 1,231 | 0 |
| 2926150 BULBS-IRIS NO | | | | | 4231000 OIL-OLIVE, EDIBLE MT | | | | |
| TOTAL | 30,816,049 | 40,642,763 | 839 | 1,133 | TOTAL | 27,970 | 26,878 | 36,751 | 41,355 |
| NETHLS | 28,966,899 | 38,437,785 | 753 | 1,041 | FRANCE | 81 | 269 | 134 | 468 |
| ISRAEL | 961,145 | 1,913,983 | 33 | 74 | SPAIN | 12,368 | 10,206 | 16,012 | 16,800 |
| OTHERS | 888,005 | 290,995 | 53 | 18 | PORTUGL | 358 | 375 | 757 | 792 |
| 2926160 TUBERS-BEGONIA NO | | | | | 4235040 OIL-OLIVE, EDIBLE MT | | | | |
| TOTAL | 10,407,422 | 9,861,239 | 2,323 | 2,340 | TOTAL | 13,299 | 14,705 | 17,826 | 21,535 |
| NETHLS | 2,584,209 | 2,342,796 | 637 | 637 | GREECE | 434 | 547 | 588 | 73 |
| BELGIUM | 7,697,292 | 7,345,817 | 1,665 | 1,662 | TUNISIA | 680 | 640 | 810 | 199 |
| OTHERS | 125,921 | 172,626 | 21 | 41 | OTHERS | 730 | 136 | 624 | 108 |
| 2926180 BULBS, ROOTS, ROOTSTOCK, ETC, NES NO | | | | | 4242000 OIL-PALM MT | | | | |
| TOTAL | 196,094,121 | 181,435,501 | 10,757 | 12,383 | TOTAL | 164,377 | 125,698 | 74,924 | 72,975 |
| CANADA | 3,150,955 | 4,082,355 | 2,985 | 4,155 | INDIA | 1,006 | 0 | 528 | 0 |
| NETHLS | 179,400,663 | 165,434,699 | 5,914 | 6,854 | MALAYSA | 143,884 | 118,722 | 65,874 | 68,821 |
| BELGIUM | 1,401,920 | 2,097,300 | 282 | 285 | SINGAPR | 1,527 | 497 | 654 | 279 |
| JAPAN | 3,099,477 | 3,978,425 | 602 | 254 | | | | | |
| REP SAF | 1,811,677 | 2,114,910 | 610 | 505 | | | | | |
| OTHERS | 7,229,429 | 3,727,812 | 364 | 330 | | | | | |
| 2927045 CUT FLOWERS-FRESH NA | | | | | | | | | |
| TOTAL | --- | --- | 52,070 | 74,864 | | | | | |
| CANADA | --- | --- | 868 | 1,083 | | | | | |
| MEXICO | --- | --- | 193 | 195 | | | | | |
| GUATMAL | --- | --- | 694 | 343 | | | | | |
| COL OMB | --- | --- | 46,477 | 66,972 | | | | | |
| NETHLS | --- | --- | 2,340 | 3,556 | | | | | |
| ISRAEL | --- | --- | 808 | 1,913 | | | | | |
| AUSTRAL | --- | --- | 377 | 355 | | | | | |
| OTHERS | --- | --- | 313 | 447 | | | | | |

TABLE 1A.—U.S. AGRICULTURAL IMPORTS: QUANTITY AND VALUE, COMMODITY BY COUNTRY
FISCAL YEARS 1978 AND 1979—CONTINUED

| SCHED. A COUNTRY | QUANTITY | | VALUE | | SCHED. A COUNTRY | QUANTITY | | VALUE | |
|-----------------------------------|----------|---------|--------------------|--------------------|---|----------|-------|--------------------|--------------------|
| | 1978 | 1979 | 1978 1,000 ODL. | 1979 1,000 ODL. | | 1978 | 1979 | 1978 1,000 ODL. | 1979 1,000 ODL. |
| INDONESIA | 16,013 | 5,609 | 7,072 | 3,224 | 5178016 MONOSODIUM GLUTAMATE | | | | MT |
| PHIL R | 1,040 | 515 | 399 | 425 | TOTAL | 10,928 | 8,776 | 13,586 | 12,816 |
| OTHERS | 907 | 355 | 397 | 226 | BRAZIL | 1,224 | 2,011 | 1,500 | 2,779 |
| | | | | | KOR REP | 2,808 | 2,365 | 3,456 | 3,258 |
| 4243000 OIL-COCONUT | | | | | TAIWAN | 3,926 | 2,309 | 4,752 | 3,667 |
| TOTAL | 444,665 | 438,433 | 228,879 | 356,360 | JAPAN | 2,863 | 2,082 | 3,758 | 3,096 |
| DOM REP | 0 | 4,247 | 0 | 2,490 | OTHERS | 107 | 9 | 120 | 16 |
| SRI LKA | 986 | 4,930 | 638 | 4,928 | | | | | |
| MALAYSA | 1,020 | 3,290 | 666 | 3,381 | 5179022 RENNET, ENZYMES, FERMENTS | | | | MT |
| PHIL R | 430,503 | 407,278 | 221,257 | 329,503 | TOTAL | 7,031 | 8,378 | 48,002 | 52,911 |
| KOR REP | 0 | 6,453 | 0 | 5,168 | CANADA | 176 | 134 | 1,052 | 912 |
| T PAC I | 11,125 | 11,703 | 5,716 | 10,307 | MEXICO | 38 | 3 | 240 | 210 |
| OTHERS | 1,031 | 532 | 582 | 583 | SWEDEN | 22 | 1 | 182 | 91 |
| | | | | | DENMARK | 4,186 | 5,458 | 20,704 | 22,093 |
| 4244000 OIL-PALM KERNEL | | | | | U KING | 361 | 353 | 2,614 | 3,288 |
| TOTAL | 55,624 | 65,050 | 34,828 | 53,382 | IRELAND | 32 | 97 | 186 | 783 |
| NETHLS | 7,367 | 5,688 | 8,295 | 9,158 | NETHLS | 313 | 274 | 1,517 | 1,574 |
| MALAYSA | 40,531 | 53,698 | 22,155 | 39,521 | BELGIUM | 407 | 495 | 2,078 | 2,917 |
| SINGAPR | 969 | 1,602 | 447 | 1,392 | FRANCE | 58 | 146 | 1,331 | 1,348 |
| INDONESIA | 6,738 | 982 | 3,910 | 565 | FR GERM | 1,091 | 971 | 7,113 | 9,033 |
| PHIL R | 0 | 498 | 0 | 394 | SWITZLD | 23 | 74 | 801 | 1,196 |
| IVY CST | 0 | 1,923 | 0 | 1,736 | INDIA | 30 | 45 | 1,138 | 945 |
| LIBERIA | 0 | 501 | 0 | 376 | TAIWAN | 16 | 23 | 493 | 603 |
| OTHERS | 19 | 158 | 21 | 240 | JAPAN | 173 | 198 | 4,793 | 4,855 |
| | | | | | N ZEAL | 0 | 38 | 61 | 557 |
| 4245000 OIL-CASTOR | | | | | ZAIRE | 66 | 40 | 3,001 | 1,779 |
| TOTAL | 45,969 | 52,481 | 40,039 | 38,387 | UGANDA | 3 | 0 | 167 | 0 |
| ECUADOR | 1,375 | 0 | 1,238 | 0 | REP SAF | 0 | 0 | 247 | 306 |
| BRAZIL | 30,424 | 41,999 | 26,297 | 30,767 | OTHERS | 36 | 28 | 284 | 411 |
| INDIA | 13,704 | 10,482 | 11,985 | 7,618 | | | | | |
| OTHERS | 466 | 0 | 519 | 2 | 5179026 LEVULOSE | | | | MT |
| | | | | | TOTAL | 2,160 | 3,779 | 2,757 | 5,349 |
| 4248010 OIL-CORN | | | | | FINLAND | 2,121 | 3,574 | 2,691 | 4,868 |
| TOTAL | 1,523 | 2 | 1,368 | 3 | FR GERM | 39 | 173 | 63 | 424 |
| CANADA | 2 | 1 | 2 | 1 | OTHERS | 0 | 32 | 3 | 57 |
| BRAZIL | 1,519 | 0 | 1,364 | 0 | | | | | |
| FR GERM | 2 | 1 | 1 | 1 | 5416710 DRUGS-ANIMAL, NATURAL, ADVANCED | | | | MT |
| HONG KONG | 0 | 1 | 0 | 0 | TOTAL | 723 | 678 | 2,518 | 2,308 |
| OTHERS | 0 | 0 | 1 | 1 | BRAZIL | 96 | 162 | 176 | 528 |
| | | | | | URUGUAY | 64 | 69 | 234 | 147 |
| 4248070 OIL-TUNG | | | | | ARGENT | 479 | 356 | 974 | 753 |
| TOTAL | 8,326 | 7,855 | 16,048 | 9,879 | NETHLS | 1 | 0 | 400 | 0 |
| PARAGUA | 2,300 | 2,198 | 3,672 | 2,884 | SWITZLD | 11 | 1 | 206 | 46 |
| ARGENT | 3,848 | 2,601 | 8,166 | 3,489 | AUSTRAL | 36 | 57 | 331 | 566 |
| NETHLS | 250 | 0 | 331 | 0 | OTHERS | 36 | 33 | 197 | 268 |
| CHINA H | 1,414 | 2,629 | 2,685 | 3,025 | | | | | |
| TAIWAN | 500 | 63 | 1,160 | 74 | 5514025 FLAVORING EXTRACT-N/ALC., JES | | | | MT |
| NEW GUI | 0 | 200 | 0 | 209 | TOTAL | 1,478 | 1,167 | 18,070 | 15,616 |
| OTHERS | 14 | 164 | 34 | 198 | CANADA | 44 | 26 | 698 | 428 |
| | | | | | U KING | 99 | 204 | 276 | 408 |
| 4248030 OILS, NES-VEGETABLE & NUT | | | | | NETHLS | 50 | 79 | 936 | 947 |
| TOTAL | 2,689 | 6,936 | 4,594 | 9,890 | FRANCE | 82 | 28 | 653 | 517 |
| MEXICO | 25 | 66 | 74 | 640 | FR GERM | 22 | 30 | 254 | 490 |
| BRAZIL | 965 | 4,988 | 858 | 4,628 | SWITZLD | 85 | 62 | 2,342 | 2,007 |
| DENMARK | 442 | 324 | 673 | 642 | SPAIN | 242 | 155 | 5,974 | 4,923 |
| JAPAN | 1,012 | 1,073 | 2,417 | 2,886 | INDIA | 93 | 85 | 1,649 | 1,331 |
| OTHERS | 245 | 485 | 572 | 1,094 | SINGAPR | 132 | 112 | 1,721 | 1,843 |
| | | | | | JAPAN | 68 | 82 | 950 | 1,515 |
| 4314320 WAX-CANDELILLA | | | | | ETHIOP | 166 | 9 | 1,621 | 193 |
| TOTAL | 1,113 | 526 | 1,600 | 816 | OTHERS | 395 | 295 | 996 | 1,014 |
| MEXICO | 1,107 | 526 | 1,582 | 816 | | | | | |
| OTHERS | 6 | 0 | 18 | 0 | 5514060 FLAVORING EXTRACTS, NSPF | | | | NA |
| | | | | | TOTAL | --- | --- | 1,767 | 2,948 |
| 4314340 WAX-CARNAUBA | | | | | CANADA | --- | --- | 7 | 215 |
| TOTAL | 3,742 | 3,382 | 6,016 | 6,085 | ARGENT | --- | --- | 554 | 722 |
| BRAZIL | 3,200 | 3,381 | 5,951 | 6,080 | U KING | --- | --- | 366 | 351 |
| OTHERS | 42 | 1 | 65 | 5 | NETHLS | --- | --- | 53 | 186 |
| | | | | | FRANCE | --- | --- | 157 | 485 |
| 4314420 BEESWAX-NOT BLEACHED | | | | | AUSTRIA | --- | --- | 172 | 145 |
| TOTAL | 1,164 | 978 | 4,674 | 4,281 | ITALY | --- | --- | 32 | 232 |
| CANADA | 248 | 127 | 703 | 504 | REP SAF | --- | --- | 191 | 288 |
| MEXICO | 171 | 179 | 667 | 758 | OTHERS | --- | --- | 235 | 324 |
| DOM REP | 141 | 179 | 646 | 810 | | | | | |
| CHILE | 206 | 170 | 945 | 802 | 5520010 OIL-BERGAMOT | | | | MT |
| BRAZIL | 210 | 146 | 896 | 614 | TOTAL | 38 | 33 | 1,129 | 1,516 |
| ETHIOP | 120 | 131 | 520 | 613 | FRANCE | 5 | 7 | 161 | 381 |
| OTHERS | 68 | 46 | 297 | 180 | SWITZLD | 2 | 0 | 78 | 5 |
| | | | | | ITALY | 30 | 24 | 882 | 1,096 |
| | | | | | OTHERS | 1 | 2 | 8 | 34 |

TABLE 19.--U.S. AGRICULTURAL IMPORTS: QUANTITY AND VALUE, COMMODITY BY COUNTRY
FISCAL YEARS 1978 AND 1979--CONTINUED

| SCHED.A COUNTRY | QUANTITY | | VALUE | | : | SCHED.A COUNTRY | QUANTITY | | VALUE | |
|---|----------|------|--------|--------|----|---|----------|--------|------------|------------|
| | 1978 | 1979 | 1978 | 1979 | | | 1978 | 1979 | 1,000 DOL. | 1,000 DOL. |
| 5520020 OIL-CITRONELLA | | | | | MT | 5520075 OIL VET,VERT | | | | |
| TOTAL | 484 | 550 | 1,740 | 2,790 | : | TOTAL | 130 | 107 | 8,567 | 8,729 |
| GUATMAL | 49 | 24 | 188 | 108 | : | HAITI | 98 | 65 | 6,524 | 4,330 |
| SRI LKA | 61 | 44 | 90 | 128 | : | FRANCE | 9 | 6 | 712 | 526 |
| INDNSIA | 35 | 91 | 127 | 531 | : | INDNSIA | 20 | 32 | 1,104 | 1,351 |
| CHINA M | 137 | 91 | 507 | 360 | : | F IND O | 2 | 2 | 163 | 262 |
| TAIWAN | 190 | 267 | 727 | 1,512 | : | OTHERS | 1 | 2 | 64 | 260 |
| OTHERS | 32 | 33 | 101 | 151 | : | | | | | |
| 5520025 OIL-GERANIUM | | | | | MT | 5520080 ESSENTIAL OILS,RES INOIDS,NSPF | | | | |
| TOTAL | 74 | 73 | 4,322 | 4,517 | : | TOTAL | 4,025 | 6,840 | 42,680 | 48,590 |
| FRANCE | 33 | 15 | 2,014 | 1,148 | : | CANADA | 28 | 40 | 506 | 684 |
| CHINA M | 7 | 8 | 364 | 374 | : | MEXICO | 13 | 3 | 911 | 448 |
| ALGERIA | 3 | 4 | 157 | 300 | : | GUATMAL | 94 | 96 | 760 | 819 |
| EGYPT | 20 | 24 | 943 | 988 | : | BAHAMAS | 17 | 0 | 706 | 16 |
| F IND O | 9 | 17 | 626 | 1,424 | : | JAMAICA | 32 | 40 | 737 | 951 |
| OTHERS | 2 | 5 | 218 | 283 | : | HAITI | 53 | 58 | 554 | 668 |
| 5520030 OIL-LAVENDER, SPIKE LAVENDER | | | | | MT | 5520085 ESSENTIAL OILS,RES INOIDS,NSPF | | | | |
| TOTAL | 97 | 154 | 2,371 | 3,517 | : | TOTAL | 1,406 | 3,478 | 4,143 | 3,933 |
| U KING | 10 | 42 | 139 | 593 | : | PARAGUA | 63 | 93 | 374 | 632 |
| FRANCE | 55 | 66 | 1,570 | 1,931 | : | NETHLD | 20 | 23 | 832 | 1,025 |
| SPAIN | 25 | 39 | 522 | 894 | : | BELGIUM | 0 | 11 | 435 | 344 |
| OTHERS | 7 | 7 | 140 | 99 | : | FRANCE | 468 | 541 | 11,572 | 13,326 |
| 5520035 OIL-LEMON | | | | | MT | 5520090 ESSENTIAL OILS,RES INOIDS,NSPF | | | | |
| TOTAL | 367 | 673 | 4,669 | 9,249 | : | TOTAL | 30 | 23 | 852 | 776 |
| CANADA | 34 | 72 | 149 | 275 | : | INDIA | 32 | 34 | 802 | 1,187 |
| BAHAMAS | 7 | 13 | 135 | 122 | : | INDNSIA | 373 | 667 | 4,086 | 6,927 |
| BRAZIL | 33 | 141 | 347 | 2,169 | : | CHINA M | 161 | 547 | 4,667 | 5,222 |
| ARGENT | 204 | 325 | 2,560 | 4,419 | : | TAIWAN | 108 | 77 | 741 | 339 |
| FRANCE | 12 | 16 | 201 | 262 | : | JAPAN | 5 | 16 | 18 | 1,274 |
| SWITZLD | 7 | 6 | 149 | 186 | : | TUNISIA | 67 | 28 | 687 | 346 |
| SPAIN | 0 | 24 | 0 | 515 | : | MALAGAS | 261 | 393 | 1,522 | 2,417 |
| ITALY | 52 | 35 | 898 | 737 | : | OTHERS | 500 | 525 | 4,115 | 4,264 |
| OTHERS | 18 | 41 | 230 | 564 | : | 5542000 FATTY ACIDS-SULFONATED | | | | |
| 5520040 OIL-LINE | | | | | MT | 5542005 FATTY ACIDS-SULFONATED | | | | |
| TOTAL | 696 | 806 | 13,209 | 19,027 | : | TOTAL | 1,297 | 2,013 | 1,614 | 3,119 |
| MEXICO | 450 | 486 | 8,731 | 12,524 | : | DENMARK | 147 | 294 | 196 | 384 |
| BAHAMAS | 18 | 8 | 315 | 239 | : | U KING | 412 | 403 | 505 | 631 |
| JAMAICA | 27 | 38 | 429 | 722 | : | FRANCE | 226 | 74 | 257 | 137 |
| HAITI | 91 | 112 | 1,409 | 1,901 | : | FR GERM | 382 | 666 | 498 | 1,292 |
| TRINID | 16 | 24 | 253 | 419 | : | ITALY | 0 | 214 | 1 | 300 |
| PERU | 11 | 25 | 203 | 593 | : | JAPAN | 30 | 128 | 37 | 178 |
| BRAZIL | 36 | 59 | 704 | 1,368 | : | OTHERS | 100 | 234 | 120 | 197 |
| SPAIN | 16 | 9 | 682 | 385 | : | 5921120 STARCH-POTATO | | | | |
| OTHERS | 31 | 45 | 483 | 876 | : | TOTAL | 8,958 | 7,718 | 2,041 | 1,604 |
| 5520055 OIL-PETTIGRAIN | | | | | MT | 5921125 STARCH-POTATO | | | | |
| TOTAL | 137 | 153 | 1,278 | 1,541 | : | NETHLD | 8,448 | 7,025 | 1,750 | 1,325 |
| BRAZIL | 12 | 45 | 103 | 435 | : | FRANCE | 146 | 20 | 155 | 68 |
| PARAGUA | 119 | 103 | 1,012 | 964 | : | OTHERS | 364 | 673 | 136 | 211 |
| OTHERS | 6 | 5 | 163 | 142 | : | 5921140 STARCHES, NSPF | | | | |
| 5520060 OIL-ATTAR OF ROSES | | | | | MT | 5921145 STARCHES, NSPF | | | | |
| TOTAL | 1 | 2 | 1,480 | 2,018 | : | TOTAL | 6,562 | 5,102 | 2,090 | 1,906 |
| NETHLD | 0 | 0 | 291 | 226 | : | CANADA | 3,117 | 2,021 | 935 | 612 |
| FRANCE | 0 | 0 | 889 | 748 | : | MEXICO | 2,827 | 2,038 | 597 | 495 |
| SWITZLD | 0 | 0 | 117 | 72 | : | DOM REP | 187 | 20 | 157 | 16 |
| BULGAR | 0 | 0 | 132 | 720 | : | BRAZIL | 0 | 337 | 0 | 149 |
| TURKEY | 0 | 0 | 50 | 203 | : | NETHLD | 150 | 90 | 106 | 71 |
| OTHERS | 1 | 2 | 1 | 49 | : | HG KONG | 140 | 154 | 116 | 125 |
| 5520065 OIL-SANDALWOOD | | | | | MT | 5921200 WHEAT GLUTEN | | | | |
| TOTAL | 39 | 40 | 4,511 | 3,948 | : | TOTAL | 23,121 | 23,540 | 20,733 | 19,293 |
| FRANCE | 4 | 2 | 443 | 178 | : | CANADA | 6,266 | 7,736 | 6,515 | 7,037 |
| INDIA | 26 | 19 | 2,939 | 2,202 | : | MEXICO | 317 | 291 | 390 | 458 |
| INDNSIA | 9 | 18 | 1,017 | 1,472 | : | FINLAND | 340 | 297 | 281 | 554 |
| OTHERS | 0 | 1 | 112 | 96 | : | FR GERM | 324 | 0 | 294 | 0 |
| 5520070 OIL-NUTMEG | | | | | MT | 5922120 CASEIN | | | | |
| TOTAL | 124 | 147 | 2,111 | 2,635 | : | TOTAL | 55,550 | 53,116 | 63,957 | 80,333 |
| INDNSIA | 119 | 139 | 2,046 | 2,565 | : | ARGENT | 1,475 | 794 | 2,004 | 1,447 |
| OTHERS | 5 | 8 | 65 | 70 | : | NORWAY | 800 | 875 | 818 | 1,026 |
| | | | | | | 5922125 CASEIN | | | | |
| | | | | | | TOTAL | 1,326 | 804 | 1,853 | 1,346 |
| | | | | | | IRELAND | 3,880 | 4,799 | 5,364 | 8,178 |
| | | | | | | FRANCE | 25 | 188 | 35 | 373 |
| | | | | | | FR GERM | 202 | 60 | 248 | 78 |
| | | | | | | POLAND | 2,281 | 932 | 2,345 | 1,191 |

TABLE 19.—U.S. AGRICULTURAL IMPORTS: QUANTITY AND VALUE, COMMODITY BY COUNTRY
FISCAL YEARS 1978 AND 1979—CONTINUED

| SCHED.A COUNTRY | QUANTITY | | VALUE | | SCHED.A COUNTRY | QUANTITY | | VALUE | |
|--|----------|--------|--------------------|--------------------|--------------------|----------|------|--------------------|--------------------|
| | 1978 | 1979 | 1978 1,000 DOL. | 1979 1,000 DOL. | | 1978 | 1979 | 1978 1,000 DOL. | 1979 1,000 DOL. |
| U.S.S.R | 2.284 | 2.106 | 2.429 | 2.704 | | | | | |
| AUSTRAL | 9.360 | 7.176 | 11.303 | 10.924 | | | | | |
| N ZEAL | 33.913 | 35.223 | 37.539 | 52.771 | | | | | |
| OTHERS | 4 | 159 | 19 | 295 | | | | | |
| 5922140 CASEIN MIXTURES-INC GLUE MT | | | | | | | | | |
| TOTAL | 7.759 | 12.026 | 11.063 | 19.998 | | | | | |
| CANADA | 369 | 1,102 | 437 | 1,516 | | | | | |
| DENMARK | 35 | 298 | 57 | 665 | | | | | |
| U KING | 150 | 193 | 234 | 373 | | | | | |
| IRELAND | 15 | 385 | 27 | 669 | | | | | |
| NETHLS | 452 | 1,032 | 717 | 1,932 | | | | | |
| AUSTRAL | 2,896 | 2,027 | 2,914 | 4,184 | | | | | |
| N ZEAL | 4,832 | 6,883 | 6,654 | 10,472 | | | | | |
| OTHERS | 10 | 106 | 25 | 187 | | | | | |
| 5922200 ALBUMIN & ALBUMIN DERIVATIVES MT | | | | | | | | | |
| TOTAL | 773 | 934 | 1,087 | 1,869 | | | | | |
| NETHLS | 389 | 332 | 588 | 841 | | | | | |
| N ZEAL | 384 | 604 | 497 | 1,004 | | | | | |
| OTHERS | 0 | 0 | 2 | 24 | | | | | |
| 5922815 GELATIN-ED > 80 CENTS PER MT MT | | | | | | | | | |
| TOTAL | 6,362 | 3,656 | 18,996 | 10,875 | | | | | |
| MEXICO | 407 | 194 | 1,091 | 540 | | | | | |
| COLOMB | 663 | 450 | 1,773 | 1,159 | | | | | |
| ARGENT | 166 | 18 | 381 | 41 | | | | | |
| SWEDEN | 667 | 270 | 2,263 | 817 | | | | | |
| U KING | 881 | 395 | 2,915 | 1,496 | | | | | |
| NETHLOS | 134 | 59 | 420 | 217 | | | | | |
| BELGIUM | 795 | 499 | 2,397 | 1,288 | | | | | |
| FRANCE | 848 | 603 | 2,702 | 1,835 | | | | | |
| FR GERM | 560 | 209 | 1,508 | 667 | | | | | |
| SWITZLD | 250 | 0 | 960 | 0 | | | | | |
| JAPAN | 310 | 382 | 957 | 1,303 | | | | | |
| AUSTRAL | 604 | 485 | 1,453 | 1,287 | | | | | |
| OTHERS | 77 | 92 | 176 | 225 | | | | | |
| 5922875 GELATIN-ED PHOTO > 80 CYS PER MT | | | | | | | | | |
| TOTAL | 1,779 | 1,901 | 10,861 | 12,395 | | | | | |
| U KING | 392 | 363 | 2,067 | 2,085 | | | | | |
| BELGIUM | 60 | 60 | 319 | 315 | | | | | |
| FRANCE | 1,290 | 1,399 | 8,277 | 9,534 | | | | | |
| FR GERM | 36 | 79 | 193 | 445 | | | | | |
| OTHERS | 1 | 0 | 5 | 16 | | | | | |
| 5922830 GELATIN-INEDIBLE, GLUE, NSPF MT | | | | | | | | | |
| TOTAL | 17,031 | 12,614 | 10,545 | 10,411 | | | | | |
| BRAZIL | 3,777 | 2,680 | 2,651 | 2,500 | | | | | |
| URUGUAY | 363 | 218 | 227 | 159 | | | | | |
| ARGENT | 798 | 310 | 550 | 231 | | | | | |
| SWEDEN | 365 | 182 | 267 | 169 | | | | | |
| U KING | 365 | 323 | 276 | 306 | | | | | |
| NETHLS | 1,330 | 584 | 1,091 | 514 | | | | | |
| FR GERM | 464 | 988 | 452 | 1,066 | | | | | |
| ITALY | 629 | 501 | 608 | 612 | | | | | |
| YUGOSLV | 1,111 | 1,063 | 782 | 861 | | | | | |
| ROMANIA | 0 | 514 | 0 | 374 | | | | | |
| CHINA M | 6,383 | 3,456 | 2,644 | 2,232 | | | | | |
| JAPAN | 309 | 363 | 255 | 329 | | | | | |
| REP SAF | 218 | 344 | 117 | 219 | | | | | |
| OTHERS | 919 | 1,088 | 625 | 839 | | | | | |

TABLE 20.--U.S. AGRICULTURAL IMPORTS: QUANTITY AND VALUE BY COMMODITY GROUP, FISCAL YEARS 1978 AND 1979

| COMMODITY GROUP | UNIT | QUANTITY | | VALUE | |
|-------------------------|------|------------|------------|--------------------|--------------------|
| | | 1978 | 1979 | 1978 1,000 DOL. | 1979 1,000 DOL. |
| WORLD | --- | --- | --- | 13,886,474 | 16,186,742 |
| COMPLEMENTARY | NA | --- | --- | --- | --- |
| BANANAS-FRESH | MT | 2,235,532 | 2,319,827 | 6,571,991 | 7,111,400 |
| PLANTAINS-FRESH | MT | 65,652 | 69,459 | 336,498 | 378,130 |
| COFFEE-GREEN | MT | 950,937 | 1,192,656 | 12,384 | 12,463 |
| COFFEE-ROASTED | MT | 22,770 | 23,904 | 3,465,818 | 3,643,844 |
| COFFEE-SOLUBLE,EXTRACTS | MT | 18,465 | 30,773 | 79,611 | 72,915 |
| COCOA BEANS | MT | 171,142 | 190,371 | 190,526 | 252,307 |
| COCOA BUTTER | MT | 22,011 | 28,535 | 571,342 | 646,427 |
| COCOA-CAKE,POWDER,ETC | MT | 77,387 | 62,438 | 96,985 | 140,536 |
| CHOCOLATE PREPARATIONS | MT | 67,091 | 68,936 | 349,719 | 253,275 |
| TEA-CRUDE OR PREPARED | MT | 66,171 | 72,757 | 248,303 | 248,225 |
| SPICES | MT | 64,403 | 71,320 | 112,795 | 119,272 |
| ALLIED GUMS | MT | 2,461 | 3,389 | 132,153 | 134,983 |
| RUBBER-CRUDE | MT | 778,673 | 795,057 | 5,849 | 6,581 |
| RUBBER-LATEX | MT | 62,123 | 55,698 | 665,932 | 879,922 |
| RUBBER-DRY FORM | MT | 716,550 | 738,359 | 58,715 | 63,259 |
| SILK-RAW | MT | 264 | 360 | 607,217 | 816,663 |
| WOOL-UNMFD,FREE | MT | 11,332 | 12,021 | 5,355 | 8,440 |
| FIBERS-EX COTTON,JUTE | MT | 57,706 | 134,561 | 27,972 | 34,670 |
| OILS-ESSENTIAL | MT | 4,898 | 5,601 | 28,153 | 29,651 |
| DRUGS | MT | 46,675 | 41,641 | 82,127 | 94,505 |
| OTHER COMPLEMENTARY | NA | --- | --- | 137,134 | 130,605 |
| | | | | 24,237 | 24,647 |
| SUPPLEMENTARY | NA | --- | --- | --- | --- |
| ANIMALS & ANIMAL PRODS | NA | --- | --- | 7,314,484 | 9,075,342 |
| ANIMALS-LIVE,EX PLTRY | NA | --- | --- | 2,753,300 | 3,767,609 |
| CATTLE-DUTIABLE | MNO | 1,233 | 851 | 314,778 | 355,029 |
| MEATS AND MEAT PRODS | MT | 871,711 | 1,006,721 | 217,733 | 230,255 |
| MEATS-P,L,88-482 | MT | 622,815 | 723,119 | 1,596,676 | 2,475,623 |
| MEATS-FRESH,FROZEN | MT | 633,686 | 736,774 | 950,576 | 1,683,331 |
| BEEF AND VEAL | MT | 626,491 | 726,141 | 969,997 | 1,715,457 |
| PORK | MT | 22,353 | 41,527 | 955,103 | 1,689,299 |
| MEATS-PREP,PRES | MT | 197,540 | 206,221 | 32,714 | 66,074 |
| BEEF AND VEAL | MT | 72,552 | 80,413 | 560,262 | 646,755 |
| PORK | MT | 121,605 | 122,050 | 128,142 | 203,607 |
| PUTTON,GCAT, & LAMB | MT | 15,852 | 19,950 | 422,896 | 433,114 |
| POULTRY & PRODUCTS | NA | --- | --- | 27,282 | 40,387 |
| DATRY PRODUCTS | NA | --- | --- | 88,092 | 46,253 |
| NONFAT DRY MILK | MT | 1,282 | 1,004 | 324,183 | 388,218 |
| CHEESE | MT | 99,939 | 110,397 | 725 | 687 |
| CASEIN AND MIXTURES | MT | 63,301 | 65,118 | 236,969 | 276,164 |
| FATS OILS AND GREASES | MT | 9,372 | 9,747 | 75,006 | 100,300 |
| HIDES AND SKINS | NA | --- | --- | 5,735 | 6,874 |
| SHEEP & LAMB SKINS | MT | 18,146 | 17,963 | 240,874 | 315,631 |
| FURSKINS | NA | --- | --- | 69,215 | 85,429 |
| WOOL-UMD,EX FREE | MT | 15,608 | 15,797 | 141,067 | 178,978 |
| SAUSAGE CASINGS | NA | --- | --- | 49,796 | 50,264 |
| OTHER ANIMAL PRODUCTS | NA | --- | --- | 47,251 | 50,877 |
| VEGETABLE PRODUCTS | NA | --- | --- | 85,914 | 78,841 |
| GRAINS AND PREPS | NA | --- | --- | 4,561,184 | 5,307,734 |
| WHEAT-EX SEED,ED | MT | 25 | 1,495 | 190,425 | 225,757 |
| PARLEY | MT | 95,467 | 153,889 | 8 | 209 |
| PISCUITS,WAFERS | MT | 42,709 | 45,392 | 10,447 | 17,351 |
| FRUITS AND PREPS | NA | --- | --- | 69,322 | 78,242 |
| FRESH OR FROZEN | MT | 14,836,957 | 17,680,954 | 478,644 | 646,973 |
| STRAWBERRIES | MT | 57,353 | 65,524 | 160,893 | 191,818 |
| PREPARED OR PRES | MT | 299,443 | 331,718 | 28,675 | 42,815 |
| | | | | 181,425 | 231,119 |

TABLE 20.--U.S. AGRICULTURAL IMPORTS: QUANTITY AND VALUE BY COMMODITY GROUP, FISCAL YEARS 1978 AND 1979--CONTINUED

| COMMODITY GROUP | UNIT | QUANTITY | | VALUE | |
|-----------------------|------|-----------|-----------|--------------------|--------------------|
| | | 1978 | 1979 | 1978 1,000 DOL. | 1979 1,000 DOL. |
| PINEAPPLES | MT | 182,831 | 205,213 | 94,459 | 108,940 |
| FRUIT JUICES | MLT | 635,689 | 1,104,123 | 128,314 | 224,036 |
| NUTS AND PREPS | NA | --- | --- | 200,156 | 237,926 |
| VEGETABLES AND PREPS | NA | --- | --- | 767,866 | 778,296 |
| FRESH OR FROZEN | NA | --- | --- | 343,214 | 374,987 |
| TOMATOES | MT | 379,483 | 324,975 | 164,235 | 155,460 |
| PREPARED OR PRES | NA | --- | --- | 424,652 | 403,309 |
| OLIVES | MLT | 67,414 | 50,319 | 70,927 | 68,380 |
| MUSHROOMS, CANNED | MT | 41,673 | 40,944 | 99,146 | 90,235 |
| HOPS & EXTRACT EG | MT | 4,748 | 5,089 | 12,805 | 16,930 |
| SUGAR AND REL PRODS | NA | --- | --- | 1,046,862 | 1,089,251 |
| SUGAR-CANE, BEET | MT | 4,381,433 | 4,184,204 | 880,775 | 851,621 |
| MOLASSES INEDIBLE | MLT | 1,648 | 1,510 | 65,948 | 106,659 |
| CONFECTIONERY PRODS | MT | 40,325 | 42,502 | 57,895 | 89,602 |
| SPICES | MT | 10,869 | 12,419 | 15,092 | 17,438 |
| TOBACCO, UNMFD | MT | 150,910 | 164,693 | 371,459 | 399,174 |
| TOBACCO-FILLER | MT | 93,895 | 91,448 | 266,982 | 266,942 |
| TOBACCO-SCRAP | MT | 51,762 | 65,303 | 94,736 | 121,229 |
| BEVERGES EX FR JUICE | MLT | 692,937 | 838,251 | 712,342 | 915,345 |
| WINE | MLT | 315,566 | 346,191 | 496,456 | 605,327 |
| MALT BEVERAGES | MLT | 373,273 | 485,748 | 213,579 | 306,754 |
| FEEDS & FODDERS | NA | --- | --- | 65,332 | 75,172 |
| OILSEEDS AND PRODS | NA | --- | --- | 508,321 | 668,349 |
| OILSEEDS & OILNUTS | MT | 95,393 | 126,014 | 48,532 | 57,910 |
| FLAXSEED | MT | 18,812 | 55,908 | 3,173 | 13,392 |
| SESAME SEED | MT | 30,462 | 32,597 | 24,646 | 32,022 |
| OILS AND WAXES-VEG | MT | 770,299 | 744,672 | 458,028 | 607,295 |
| CASTOR OIL | MT | 45,969 | 52,481 | 40,039 | 38,387 |
| COCONUT OIL | MT | 444,665 | 438,433 | 228,879 | 356,360 |
| OLIVE OIL | MT | 28,034 | 26,938 | 36,822 | 41,427 |
| PALM OIL | MT | 164,377 | 125,698 | 74,924 | 72,975 |
| PALM KERNEL OIL | MT | 55,624 | 65,050 | 34,828 | 53,382 |
| OILCAKE AND MEAL | MT | 9,268 | 18,250 | 1,761 | 3,144 |
| COTTON, EX LINTERS | MT | 836 | 1,301 | 1,771 | 2,025 |
| COTTON LINTERS | MT | 13,923 | 14,398 | 4,281 | 4,873 |
| SEEDS, FIELD & GARDEN | NA | --- | --- | 48,725 | 49,786 |
| NURSERY STOCK | NA | --- | --- | 105,492 | 153,077 |
| OTHER VEG PRODUCTS | NA | --- | --- | 52,414 | 64,290 |

TABLE 21 --U.S. AGRICULTURAL IMPORTS: QUANTITY AND VALUE, COMMODITY GROUP BY COUNTRY
FISCAL YEARS 1978 AND 1979

| COMM GP COUNTRY | QUANTITY | | VALUE | | COMM GP COUNTRY | QUANTITY | | VALUE | |
|------------------------|-----------|-----------|------------|------------|---------------------------------|----------|-----------|------------|------------|
| | 1978 | 1979 | 1978 | 1979 | | 1978 | 1979 | 1978 | 1979 |
| | | | 1,000 DOL. | 1,000 DOL. | | | | 1,000 DOL. | 1,000 DOL. |
| COMPLEMENTARY | | | | | COFFEE-GREEN | | | | |
| TOTAL | --- | --- | 6,571,991 | 7,111,400 | TOTAL | 950,937 | 1,192,656 | 3,465,818 | 3,643,844 |
| CANADA | --- | --- | 38,813 | 33,028 | MEXICO | 71,013 | 120,808 | 243,927 | 378,936 |
| MEXICO | --- | --- | 307,034 | 452,335 | GUATMAL | 55,371 | 68,536 | 212,414 | 203,783 |
| GUATMAL | --- | --- | 247,064 | 237,550 | SALVADR | 23,722 | 70,962 | 88,081 | 193,529 |
| SALVADR | --- | --- | 92,888 | 205,795 | HONDURA | 31,910 | 30,066 | 119,486 | 87,503 |
| HONDURA | --- | --- | 213,876 | 193,715 | NICARAG | 9,793 | 9,888 | 38,278 | 27,163 |
| NICARAG | --- | --- | 59,681 | 50,504 | C RICA | 18,886 | 28,237 | 71,009 | 88,565 |
| C RICA | --- | --- | 178,611 | 191,880 | PANAMA | 2,328 | 1,302 | 9,268 | 4,028 |
| PANAMA | --- | --- | 35,229 | 47,712 | HAITI | 5,255 | 805 | 18,718 | 2,220 |
| HAITI | --- | --- | 35,467 | 16,776 | DOM REP | 38,544 | 16,902 | 142,326 | 52,806 |
| DOM REP | --- | --- | 238,768 | 167,071 | COLOMB | 148,146 | 229,272 | 618,816 | 771,758 |
| COLOMB | --- | --- | 673,129 | 838,085 | VENEZ | 12,118 | 10,994 | 41,584 | 30,098 |
| VENEZ | --- | --- | 48,302 | 37,352 | ECUADOR | 51,862 | 47,214 | 167,880 | 143,952 |
| ECUADOR | --- | --- | 367,688 | 358,788 | PERU | 37,588 | 47,340 | 134,913 | 141,664 |
| PERU | --- | --- | 142,273 | 154,110 | BOLIVIA | 1,643 | 1,927 | 4,621 | 5,706 |
| BRAZIL | --- | --- | 997,396 | 1,061,601 | BRAZIL | 112,101 | 158,705 | 498,214 | 522,644 |
| PARAGUA | --- | --- | 24,009 | 95,863 | PARAGUA | 7,638 | 32,959 | 22,639 | 94,264 |
| DENMARK | --- | --- | 21,244 | 22,467 | INDIA | 14,712 | 19,933 | 45,351 | 57,319 |
| U KING | --- | --- | 28,300 | 31,982 | INDONESIA | 55,551 | 92,618 | 146,732 | 236,831 |
| NETHLOS | --- | --- | 157,001 | 121,033 | PHIL R | 3,209 | 4,979 | 8,637 | 13,113 |
| FRANCE | --- | --- | 65,755 | 73,434 | NEW GUI | 9,591 | 8,773 | 33,985 | 27,515 |
| FR GERM | --- | --- | 74,106 | 66,139 | CAMROON | 10,937 | 9,812 | 34,956 | 26,763 |
| INDIA | --- | --- | 94,760 | 105,625 | SIER LN | 3,653 | 7,523 | 14,134 | 23,955 |
| SRI LKA | --- | --- | 35,745 | 37,519 | IVY CST | 36,391 | 53,107 | 119,970 | 154,897 |
| THAILND | --- | --- | 41,837 | 55,347 | ANGOLA | 12,716 | 10,338 | 42,527 | 28,059 |
| MALAYSA | --- | --- | 225,725 | 262,136 | LIBERIA | 4,772 | 3,153 | 15,376 | 9,224 |
| SINGAPR | --- | --- | 34,924 | 57,367 | ZAIRE | 29,901 | 10,682 | 94,099 | 31,801 |
| INDONESIA | --- | --- | 535,825 | 764,516 | BURUNDI | 7,491 | 14,967 | 24,986 | 39,659 |
| PHIL R | --- | --- | 19,579 | 30,471 | RWANDA | 15,062 | 6,745 | 55,189 | 20,686 |
| CHINA M | --- | --- | 19,397 | 27,841 | ETHIOP | 25,976 | 31,832 | 89,158 | 95,527 |
| NEW GUI | --- | --- | 59,726 | 55,652 | UGANDA | 33,737 | 8,492 | 111,434 | 31,998 |
| N ZEAL | --- | --- | 19,190 | 24,889 | KENYA | 10,523 | 3,605 | 37,055 | 10,629 |
| CAMROON | --- | --- | 38,139 | 37,261 | TNZANIA | 21,147 | 11,555 | 67,077 | 32,133 |
| SIER LN | --- | --- | 14,988 | 24,826 | MALAGAS | 24,488 | 15,819 | 81,203 | 45,023 |
| IVY CST | --- | --- | 324,710 | 389,745 | OTHERS | 3,142 | 2,806 | 11,694 | 10,093 |
| GHANA | --- | --- | 96,935 | 61,823 | COFFEE-ROASTED | | | | |
| NIGERIA | --- | --- | 79,126 | 89,135 | TOTAL | 22,770 | 23,904 | 79,611 | 72,915 |
| ANGOLA | --- | --- | 42,955 | 28,059 | CANADA | 381 | 255 | 1,841 | 1,187 |
| LIBERIA | --- | --- | 76,303 | 78,603 | MEXICO | 4,689 | 3,188 | 20,192 | 12,222 |
| ZAIRE | --- | --- | 98,418 | 34,341 | GUATMAL | 770 | 739 | 2,079 | 2,426 |
| BURUNDI | --- | --- | 25,024 | 39,659 | SALVADR | 7 | 2,756 | 70 | 7,211 |
| RWANDA | --- | --- | 56,135 | 22,195 | HONDURA | 255 | 484 | 800 | 1,343 |
| ETHIOP | --- | --- | 89,537 | 95,527 | NICARAG | 0 | 641 | 0 | 1,790 |
| UGANDA | --- | --- | 111,621 | 32,056 | C RICA | 2,110 | 260 | 8,485 | 721 |
| KENYA | --- | --- | 55,579 | 38,511 | PANAMA | 282 | 413 | 823 | 1,059 |
| TNZANIA | --- | --- | 72,162 | 36,836 | HAITI | 393 | 503 | 1,081 | 1,233 |
| MALAGAS | --- | --- | 104,089 | 68,788 | DOM REP | 4,676 | 5,463 | 18,535 | 18,271 |
| OTHERS | --- | --- | 152,928 | 155,452 | N ANTIL | 344 | 309 | 835 | 963 |
| BANANAS-FRESH | | | | | COFFEE-SOLUBLE, EXTRACTS | | | | |
| TOTAL | 2,235,532 | 2,319,827 | 336,498 | 378,130 | TOTAL | 18,469 | 30,773 | 190,526 | 252,307 |
| MEXICO | 17,868 | 18,873 | 2,657 | 2,634 | CANADA | 163 | 317 | 2,415 | 2,916 |
| GUATMAL | 185,199 | 170,747 | 19,546 | 18,658 | MEXICO | 421 | 1,427 | 3,483 | 9,690 |
| HONDURA | 545,201 | 595,899 | 90,139 | 102,507 | GUATMAL | 19 | 283 | 172 | 1,954 |
| NICARAG | 131,865 | 104,387 | 19,210 | 20,589 | SALVADR | 402 | 452 | 3,411 | 3,465 |
| C RICA | 501,349 | 459,059 | 77,506 | 77,896 | NICARAG | 117 | 67 | 1,157 | 422 |
| PANAMA | 149,154 | 267,168 | 21,299 | 37,884 | COLOMB | 52 | 769 | 487 | 6,749 |
| DOM REP | 10,913 | 4,099 | 1,609 | 613 | ECUADOR | 237 | 476 | 1,641 | 3,083 |
| N ANTIL | 3,776 | 0 | 455 | 0 | BRAZIL | 15,527 | 24,059 | 148,866 | 189,142 |
| COLOMB | 159,490 | 197,030 | 24,127 | 32,134 | NETHLOS | 303 | 528 | 1,749 | 2,544 |
| ECUADOR | 526,458 | 502,959 | 79,257 | 84,536 | FRANCE | 809 | 1,284 | 19,611 | 18,589 |
| OTHERS | 4,759 | 4,596 | 693 | 679 | FR GERM | 94 | 346 | 1,513 | 3,790 |
| PLANTAINS-FRESH | | | | | OTHERS | | | | |
| TOTAL | 66,652 | 69,459 | 12,384 | 12,463 | TOTAL | 56 | 172 | 224 | 1,631 |
| MEXICO | 291 | 615 | 71 | 138 | | | | | |
| GUATMAL | 3,735 | 1,950 | 659 | 350 | | | | | |
| HONDURA | 1,014 | 68 | 146 | 17 | | | | | |
| C RICA | 8,662 | 14,446 | 1,565 | 2,845 | | | | | |
| PANAMA | 0 | 409 | 0 | 97 | | | | | |
| DOM REP | 606 | 425 | 176 | 92 | | | | | |
| COLOMB | 26,550 | 23,751 | 4,603 | 4,214 | | | | | |
| ECUADOR | 25,616 | 27,794 | 5,127 | 4,704 | | | | | |
| OTHERS | 178 | 1 | 37 | 6 | | | | | |

TABLE 21 --U.S. AGRICULTURAL IMPORTS: QUANTITY AND VALUE, COMMODITY GROUP BY COUNTRY
FISCAL YEARS 1978 AND 1979--CONTINUED

| COMMODITY GROUP COUNTRY | QUANTITY | | VALUE | | COMMODITY GROUP COUNTRY | QUANTITY | | VALUE | |
|-------------------------------------|----------|---------|------------|------------|-------------------------------|----------|--------|------------|------------|
| | 1978 | 1979 | 1,000 DOL. | 1,000 DOL. | | 1978 | 1979 | 1,000 DOL. | 1,000 DOL. |
| COCOA BEANS | | | | | COLOMB | | | | |
| TOTAL | 171,192 | 190,371 | 571,342 | 646,427 | 30 | 398 | 83 | 879 | |
| MEXICO | 1,747 | 1,200 | 5,945 | 3,908 | VENEZ | 555 | 605 | 2,150 | 2,470 |
| GUATEMAL | 2,507 | 1,905 | 8,248 | 6,530 | ECUADOR | 18,024 | 18,780 | 74,372 | 75,810 |
| HONDURA | 298 | 207 | 986 | 720 | PERU | 442 | 1,366 | 1,527 | 4,736 |
| NICARAG | 189 | 0 | 662 | 0 | BRAZIL | 23,493 | 21,158 | 101,474 | 90,005 |
| C RICA | 3,650 | 2,336 | 13,590 | 8,622 | U KING | 3,615 | 5,675 | 6,974 | 10,995 |
| PANAMA | 793 | 991 | 2,411 | 3,365 | IRELAND | 3,839 | 3,113 | 4,254 | 3,988 |
| HAITI | 1,991 | 1,902 | 6,293 | 4,242 | NETHLS | 1,022 | 880 | 2,997 | 2,835 |
| DOM REP | 23,515 | 28,923 | 72,229 | 89,839 | BELGIUM | 824 | 640 | 2,287 | 2,014 |
| TRINID | 1,574 | 1,320 | 5,303 | 4,198 | FRANCE | 332 | 188 | 881 | 653 |
| VENEZ | 278 | 867 | 1,917 | 3,100 | FR GERM | 4,801 | 4,545 | 19,500 | 17,055 |
| ECUADOR | 5,417 | 6,757 | 16,780 | 21,890 | SWITZLD | 1,663 | 1,471 | 6,323 | 6,606 |
| PERU | 1,457 | 1,874 | 4,579 | 5,624 | ITALY | 350 | 537 | 1,695 | 2,551 |
| BRAZIL | 33,909 | 34,046 | 115,915 | 118,191 | ISRAEL | 411 | 372 | 747 | 975 |
| ARGENT | 180 | 60 | 641 | 179 | OTHERS | 562 | 522 | 3,072 | 1,838 |
| U KING | 500 | 0 | 1,375 | 0 | | 1,802 | 1,769 | 3,809 | 3,997 |
| FRANCE | 0 | 355 | 0 | 1,387 | TEA-CRUDE OR PREPARED | | | | |
| MALAYSA | 492 | 962 | 1,389 | 2,994 | TOTAL | 66,171 | 72,757 | 112,795 | 119,272 |
| SINGAPR | 161 | 299 | 494 | 1,008 | CANADA | 2,072 | 2,338 | 8,422 | 7,817 |
| INDNSIA | 71 | 405 | 234 | 1,387 | ECUADOR | 647 | 1,061 | 846 | 1,293 |
| NEW GUI | 5,995 | 7,939 | 24,128 | 27,273 | BRAZIL | 1,725 | 3,723 | 2,244 | 4,744 |
| N ZEAL | 0 | 312 | 0 | 1,181 | ARGENT | 6,058 | 6,691 | 5,939 | 5,054 |
| W SAMOA | 235 | 159 | 949 | 505 | U KING | 568 | 406 | 2,780 | 1,881 |
| IVY CST | 38,071 | 53,538 | 129,406 | 182,679 | NETHLS | 3,846 | 4,678 | 4,888 | 5,486 |
| GHANA | 24,508 | 16,709 | 78,730 | 61,304 | FR GERM | 25 | 97 | 103 | 372 |
| NIGER | 596 | 0 | 1,831 | 0 | INDIA | 2,180 | 4,846 | 7,299 | 10,346 |
| NIGERIA | 21,371 | 24,923 | 72,921 | 85,767 | BNGLOSH | 1,001 | 90 | 882 | 103 |
| O W AF | 0 | 950 | 0 | 3,601 | SRI LKA | 13,821 | 13,593 | 26,285 | 26,274 |
| LIBERIA | 914 | 1,072 | 3,464 | 3,752 | INDNSIA | 10,786 | 9,229 | 19,016 | 14,985 |
| REP SAF | 571 | 0 | 1,114 | 0 | CHINA M | 2,228 | 5,386 | 4,019 | 7,090 |
| OTHERS | 202 | 360 | 708 | 1,183 | HG KONG | 219 | 271 | 510 | 605 |
| | | | | | TAIWAN | 3,068 | 2,100 | 3,920 | 2,749 |
| | | | | | JAPAN | 3,111 | 3,276 | 2,433 | 2,342 |
| | | | | | NEW GUI | 422 | 369 | 610 | 551 |
| | | | | | RHANDA | 450 | 191 | 526 | 385 |
| | | | | | KENYA | 7,130 | 9,515 | 13,461 | 21,106 |
| | | | | | TNZANIA | 678 | 466 | 996 | 703 |
| | | | | | MOZAMBO | 1,405 | 1,225 | 1,744 | 1,281 |
| | | | | | HALAWI | 4,298 | 2,579 | 5,008 | 3,216 |
| | | | | | OTHERS | 433 | 627 | 859 | 889 |
| COCOA BUTTER | | | | | SPICES | | | | |
| TOTAL | 22,011 | 28,535 | 96,085 | 140,536 | TOTAL | 64,403 | 71,320 | 132,153 | 134,983 |
| CANADA | 276 | 119 | 1,450 | 612 | CANADA | 345 | 410 | 640 | 478 |
| MEXICO | 2,086 | 3,210 | 8,993 | 14,770 | MEXICO | 2,794 | 3,635 | 1,785 | 2,869 |
| C RICA | 872 | 1,241 | 3,467 | 6,357 | GUATEMAL | 181 | 176 | 1,140 | 915 |
| DOM REP | 722 | 359 | 936 | 1,894 | JAMAICA | 349 | 406 | 633 | 940 |
| COLOMB | 631 | 885 | 2,666 | 4,451 | LW HW I | 265 | 200 | 551 | 428 |
| VENEZ | 687 | 299 | 2,744 | 1,487 | BRAZIL | 9,623 | 10,842 | 21,560 | 19,525 |
| ECUADOR | 1,401 | 1,327 | 5,776 | 6,245 | ARGENT | 721 | 242 | 592 | 157 |
| BRAZIL | 5,397 | 9,278 | 24,812 | 46,134 | NETHLS | 2,185 | 2,641 | 3,447 | 4,127 |
| U KING | 515 | 1,335 | 2,500 | 7,004 | FRANCE | 492 | 508 | 871 | 1,127 |
| NETHLS | 609 | 855 | 2,756 | 4,431 | FR GERM | 145 | 124 | 606 | 584 |
| FRANCE | 217 | 668 | 1,042 | 3,455 | SPAIN | 1,045 | 1,222 | 1,902 | 2,411 |
| MALAYSA | 377 | 989 | 1,864 | 4,242 | YUGOSLV | 647 | 644 | 901 | 1,386 |
| SINGAPR | 74 | 888 | 320 | 4,143 | ALBANIA | 620 | 824 | 866 | 1,895 |
| PHIL R | 525 | 846 | 2,076 | 4,098 | GREECE | 613 | 724 | 1,712 | 2,012 |
| CAMROD | 187 | 1,186 | 716 | 5,606 | ROMANIA | 573 | 427 | 544 | 171 |
| IVY CST | 7,469 | 4,597 | 31,881 | 23,335 | TURKEY | 968 | 1,063 | 1,601 | 1,854 |
| GHANA | 350 | 50 | 1,466 | 324 | IRAN | 3,530 | 1,976 | 5,646 | 4,270 |
| OTHERS | 166 | 404 | 620 | 1,948 | INDIA | 5,998 | 8,209 | 10,097 | 11,052 |
| | | | | | SRI LKA | 1,451 | 762 | 2,840 | 1,458 |
| | | | | | MALAYSA | 2,308 | 1,855 | 4,982 | 3,792 |
| | | | | | SINGAPR | 761 | 333 | 1,933 | 767 |
| | | | | | INDNSIA | 18,079 | 23,467 | 35,790 | 38,959 |
| | | | | | CHINA M | 1,906 | 2,197 | 2,054 | 2,521 |
| | | | | | DPAC IS | 818 | 839 | 748 | 628 |
| | | | | | MOROC | 1,192 | 1,327 | 1,220 | 1,686 |
| | | | | | EGYPT | 1,711 | 1,805 | 1,616 | 2,155 |
| | | | | | SIER LN | 338 | 266 | 722 | 490 |
| | | | | | TNZANIA | 281 | 60 | 1,736 | 436 |
| | | | | | HALAGAS | 1,178 | 1,209 | 17,934 | 21,184 |
| | | | | | COMOROS | 87 | 27 | 1,954 | 1,152 |
| | | | | | OTHERS | 3,219 | 2,900 | 3,628 | 3,558 |
| COCOA-CAKE, POWDER, COATINGS | | | | | CHOCOLATE PREPARATIONS | | | | |
| TOTAL | 77,387 | 62,438 | 349,719 | 253,275 | TOTAL | 67,091 | 68,936 | 248,303 | 248,225 |
| C RICA | 653 | 1,127 | 2,341 | 3,835 | CANADA | 4,285 | 5,083 | 13,394 | 15,285 |
| ECUADOR | 2,378 | 1,928 | 9,504 | 7,262 | MEXICO | 544 | 662 | 920 | 905 |
| BRAZIL | 18,027 | 17,059 | 73,375 | 58,085 | SALVADR | 193 | 334 | 780 | 1,515 |
| U KING | 1,889 | 561 | 8,410 | 2,816 | C RICA | 0 | 548 | 0 | 2,023 |
| NETHLS | 23,497 | 18,847 | 120,075 | 87,354 | DOM REP | 304 | 290 | 1,064 | 1,090 |
| FRANCE | 4,152 | 5,081 | 18,395 | 23,551 | | | | | |
| FR GERM | 10,363 | 6,750 | 43,186 | 31,873 | | | | | |
| MALAYSA | 1,080 | 720 | 4,955 | 2,948 | | | | | |
| SINGAPR | 160 | 312 | 912 | 916 | | | | | |
| CHINA M | 290 | 0 | 1,801 | 0 | | | | | |
| CAMROD | 509 | 1,152 | 2,453 | 4,561 | | | | | |
| IVY CST | 7,752 | 6,712 | 38,749 | 23,106 | | | | | |
| GHANA | 4,195 | 43 | 16,655 | 105 | | | | | |
| NIGERIA | 1,349 | 813 | 5,570 | 3,263 | | | | | |
| OTHERS | 1,073 | 1,333 | 3,338 | 3,620 | | | | | |

TABLE 21 --U.S. AGRICULTURAL IMPORTS: QUANTITY AND VALUE, COMMODITY GROUP BY COUNTRY
FISCAL YEARS 1978 AND 1979--CONTINUED

| COMM GP COUNTRY | QUANTITY | | VALUE | | COMM GP COUNTRY | QUANTITY | | VALUE | |
|---------------------------------------|----------|---------|------------|------------|---------------------------------|----------|--------|------------|------------|
| | 1978 | 1979 | 1,000 DOL. | 1,000 DOL. | | 1978 | 1979 | 1,000 DOL. | 1,000 DOL. |
| ALLIED GUMS MT | | | | | TANZANIA 834 511 413 248 | | | | |
| TOTAL | 2,461 | 3,389 | 5,849 | 6,581 | MOZAMBO | 0 | 600 | 0 | 229 |
| GUYANA | 17 | 0 | 60 | 0 | MALAGAS | 124 | 154 | 113 | 163 |
| SURINAM | 15 | 11 | 31 | 27 | OTHERS | 356 | 626 | 192 | 283 |
| BRAZIL | 165 | 203 | 334 | 464 | OILS-ESSENTIAL MT | | | | |
| SRI LKA | 44 | 0 | 56 | 0 | TOTAL | 4,898 | 5,601 | 82,127 | 94,505 |
| MALAYSIA | 373 | 1,877 | 459 | 2,533 | CANADA | 29 | 40 | 524 | 687 |
| SINGAPR | 1,656 | 1,082 | 4,668 | 3,257 | MEXICO | 463 | 496 | 9,642 | 12,973 |
| INDNSIA | 187 | 208 | 236 | 281 | GUATHAL | 151 | 124 | 1,042 | 1,035 |
| OTHERS | 4 | 8 | 5 | 19 | BAHAMAS | 35 | 8 | 1,034 | 260 |
| RUBBER-CRUDE MT | | | | | JAMAICA | 54 | 71 | 1,161 | 1,657 |
| TOTAL | 778,673 | 795,057 | 665,932 | 879,922 | HAITI | 241 | 234 | 8,467 | 6,875 |
| CANADA | 1,521 | 71 | 1,821 | 79 | DOM REP | 10 | 23 | 169 | 440 |
| SRI LKA | 4,314 | 6,755 | 3,967 | 7,760 | LM WH I | 15 | 19 | 229 | 334 |
| THAILND | 43,574 | 46,843 | 37,153 | 51,858 | TRINID | 16 | 24 | 253 | 419 |
| MALAYSIA | 235,657 | 211,875 | 211,551 | 245,285 | PERU | 16 | 25 | 251 | 593 |
| SINGAPR | 30,413 | 40,436 | 25,681 | 46,639 | BRAZIL | 848 | 708 | 5,018 | 5,359 |
| INDNSIA | 395,207 | 426,270 | 325,200 | 458,125 | PARAGUA | 180 | 196 | 1,371 | 1,596 |
| PHIL R | 823 | 1,533 | 684 | 1,608 | U KING | 26 | 58 | 380 | 920 |
| IVY CST | 1,098 | 1,637 | 975 | 1,643 | NETHLD | 23 | 22 | 1,175 | 1,219 |
| LIBERIA | 64,805 | 58,758 | 57,463 | 65,627 | BELGIUM | 0 | 26 | 435 | 343 |
| OTHERS | 1,261 | 879 | 1,437 | 798 | FRANCE | 568 | 630 | 17,325 | 18,103 |
| RUBBER-LATEX MT | | | | | FR GERM | 47 | 7 | 292 | 509 |
| TOTAL | 62,123 | 56,698 | 58,715 | 63,259 | SHITZLD | 29 | 6 | 784 | 422 |
| THAILND | 100 | 0 | 90 | 0 | SPAIN | 135 | 137 | 2,252 | 2,333 |
| MALAYSIA | 21,772 | 18,824 | 21,479 | 22,299 | ITALY | 79 | 49 | 2,671 | 2,431 |
| SINGAPR | 821 | 39 | 628 | 55 | YUGOSLV | 32 | 24 | 879 | 786 |
| INDNSIA | 14,708 | 15,261 | 12,969 | 16,942 | BULGAR | 1 | 4 | 158 | 814 |
| LIBERIA | 25,192 | 27,573 | 23,523 | 23,963 | INDIA | 58 | 53 | 3,742 | 3,428 |
| OTHERS | 30 | 1 | 26 | 0 | SRI LKA | 78 | 75 | 513 | 394 |
| RUBBER-DRY FORM MT | | | | | SINGAPR | 19 | 27 | 116 | 302 |
| TOTAL | 716,550 | 738,359 | 607,217 | 816,663 | INDNSIA | 556 | 947 | 8,379 | 12,846 |
| CANADA | 1,521 | 71 | 1,821 | 79 | CHINA H | 285 | 534 | 5,472 | 5,659 |
| SRI LKA | 4,284 | 6,755 | 3,941 | 7,760 | HG KONG | 3 | 9 | 155 | 383 |
| THAILND | 43,474 | 46,843 | 37,063 | 51,858 | TAIHAN | 298 | 344 | 1,468 | 1,852 |
| MALAYSIA | 213,885 | 193,051 | 190,072 | 222,986 | JAPAN | 5 | 16 | 14 | 1,264 |
| SINGAPR | 29,592 | 40,397 | 25,053 | 46,584 | MOROC | 19 | 22 | 335 | 459 |
| INDNSIA | 380,999 | 411,009 | 312,231 | 441,683 | ALGERIA | 3 | 4 | 157 | 300 |
| PHIL R | 823 | 1,533 | 684 | 1,608 | TUNISIA | 67 | 28 | 687 | 346 |
| IVY CST | 1,098 | 1,637 | 975 | 1,643 | EGYPT | 25 | 26 | 1,320 | 1,204 |
| LIBERIA | 39,613 | 36,185 | 33,940 | 41,663 | ETHIOP | 14 | 0 | 379 | 0 |
| OTHERS | 1,261 | 878 | 1,437 | 799 | MALAGAS | 261 | 393 | 1,522 | 2,418 |
| SILK-RAW MT | | | | | F IND O | 12 | 19 | 837 | 1,691 |
| TOTAL | 264 | 360 | 5,355 | 8,440 | OTHERS | 197 | 173 | 1,519 | 1,851 |
| BRAZIL | 84 | 94 | 1,570 | 2,158 | DRUGS MT | | | | |
| CHINA H | 171 | 263 | 3,600 | 5,186 | TOTAL | 46,675 | 41,641 | 137,134 | 130,605 |
| HG KONG | 5 | 3 | 135 | 68 | CANADA | 1,610 | 1,528 | 6,064 | 1,587 |
| TAIWAN | 3 | 2 | 51 | 29 | MEXICO | 378 | 242 | 577 | 413 |
| OTHERS | 1 | 0 | 0 | 0 | PERU | 730 | 743 | 818 | 790 |
| WOOL-UNMANUFACTURED, FREE MT | | | | | BRAZIL | 135 | 165 | 257 | 557 |
| TOTAL | 11,332 | 12,021 | 27,972 | 34,670 | ARGENT | 501 | 386 | 1,068 | 872 |
| ARGENT | 1,695 | 1,761 | 4,299 | 5,579 | DENMARK | 4,242 | 5,440 | 20,879 | 21,836 |
| U KING | 879 | 1,255 | 2,532 | 4,000 | U KING | 461 | 457 | 2,930 | 3,499 |
| IRFLAND | 112 | 31 | 285 | 84 | IRELAND | 32 | 97 | 188 | 810 |
| ROMANIA | 40 | 14 | 99 | 32 | NETHLD | 637 | 594 | 19,766 | 12,487 |
| SYRIA | 370 | 239 | 741 | 457 | BELGIUM | 416 | 497 | 2,363 | 3,008 |
| LEBANON | 26 | 63 | 45 | 117 | FRANCE | 95 | 120 | 6,657 | 5,386 |
| IRAQ | 734 | 185 | 386 | 290 | FR GERM | 1,283 | 1,036 | 7,491 | 9,194 |
| AUSTRAL | 82 | 45 | 202 | 148 | SWITZLD | 34 | 75 | 1,008 | 1,242 |
| N ZPAL | 7,603 | 8,153 | 18,964 | 23,440 | POLAND | 6 | 7 | 766 | 26 |
| REP SAF | 169 | 154 | 184 | 277 | YUGOSLV | 61 | 2 | 578 | 6 |
| OTHERS | 122 | 121 | 235 | 246 | TURKEY | 2,723 | 1,432 | 1,427 | 1,056 |
| FIBERS-EX COTTON & JUTE MT | | | | | IRAQ | 0 | 1,921 | 0 | 652 |
| TOTAL | 57,706 | 134,551 | 28,153 | 29,651 | IRAN | 6,344 | 1,924 | 4,064 | 2,158 |
| MEXICO | 7,658 | 8,853 | 6,245 | 7,625 | ISRAEL | 738 | 807 | 1,970 | 2,390 |
| ECUADOR | 8,055 | 7,072 | 5,164 | 4,733 | AFGHAN | 14,848 | 0 | 5,099 | 0 |
| BRAZIL | 7,596 | 6,385 | 2,499 | 2,280 | INDIA | 5,979 | 4,306 | 27,571 | 23,190 |
| INDIA | 1,528 | 912 | 506 | 240 | PAKI MT | 0 | 2,721 | 0 | 1,289 |
| SRI LKA | 9,148 | 9,328 | 1,652 | 1,563 | CHINA H | 3,282 | 15,067 | 2,354 | 5,950 |
| THAILND | 7,157 | 71,496 | 4,249 | 3,248 | KOR REP | 150 | 161 | 3,231 | 9,992 |
| PHIL R | 13,972 | 15,333 | 6,602 | 8,392 | TAIWAN | 219 | 25 | 611 | 612 |
| STFR LN | 180 | 29 | 100 | 11 | JAPAN | 198 | 209 | 4,978 | 5,108 |
| KENYA | 1,098 | 13,262 | 418 | 636 | AUSTRAL | 44 | 76 | 502 | 638 |
| | | | | | ZAIRE | 105 | 62 | 4,165 | 2,149 |
| | | | | | RWANDA | 18 | 23 | 421 | 1,125 |
| | | | | | KENYA | 192 | 182 | 4,623 | 6,138 |
| | | | | | TANZANIA | 95 | 81 | 1,837 | 3,286 |

TABLE 21 --U.S. AGRICULTURAL IMPORTS: QUANTITY AND VALUE, COMMODITY GROUP BY COUNTRY
FISCAL YEARS 1978 AND 1979--CONTINUED

| COMM GP COUNTRY | QUANTITY | | VALUE | | COMM GP COUNTRY | QUANTITY | | VALUE | |
|--|----------|-----------|-----------|-----------|---|----------|---------|------------|------------|
| | 1978 | 1979 | 1978 | 1979 | | 1978 | 1979 | 1,000 DOL. | 1,000 DOL. |
| MEATS AND MEAT PRODUCTS MT | | | | | | | | | |
| TOTAL | 871,711 | 1,006,721 | 1,596,676 | 2,475,623 | DENMARK | 43,763 | 41,802 | 155,422 | 154,137 |
| CANADA | 51,019 | 80,948 | 84,361 | 158,631 | NETHLD | 9,836 | 5,870 | 35,933 | 20,151 |
| MEXICO | 29,724 | 11,539 | 49,101 | 27,397 | BELGIUM | 605 | 413 | 1,993 | 1,262 |
| GUATMAL | 13,171 | 15,545 | 23,274 | 38,337 | FRANCE | 731 | 584 | 4,487 | 4,068 |
| SALVADR | 2,744 | 4,948 | 5,241 | 12,399 | FR GERM | 633 | 535 | 2,138 | 1,975 |
| HONDURA | 19,534 | 27,896 | 32,782 | 61,874 | CZECHO | 968 | 1,467 | 2,909 | 4,647 |
| NICARAG | 30,039 | 38,407 | 54,129 | 99,609 | HUNGARY | 7,522 | 6,953 | 24,875 | 23,569 |
| C RICA | 22,314 | 33,000 | 38,236 | 80,326 | POLAND | 35,088 | 41,998 | 122,040 | 146,096 |
| BRAZIL | 19,971 | 17,999 | 36,922 | 47,808 | YUGOSLV | 17,832 | 17,094 | 57,888 | 58,747 |
| PARAGHA | 3,173 | 2,223 | 5,725 | 4,371 | ROMANIA | 6,939 | 7,962 | 20,426 | 24,042 |
| ARGENT | 45,526 | 56,307 | 78,656 | 143,732 | AUSTRAL | 1,980 | 1,057 | 3,085 | 2,306 |
| DENMARK | 44,751 | 42,493 | 158,148 | 155,918 | OTHERS | 1,281 | 1,293 | 3,581 | 3,795 |
| NETHLOS | 10,024 | 5,959 | 36,412 | 20,432 | BEEF AND VEAL, PREPARED, PRES MT | | | | |
| HUNGARY | 7,697 | 8,078 | 25,263 | 26,284 | TOTAL | 72,552 | 80,413 | 128,142 | 203,607 |
| POLAND | 35,120 | 42,040 | 122,137 | 146,242 | BRAZIL | 19,917 | 17,848 | 36,704 | 46,301 |
| YUGOSLV | 17,832 | 17,094 | 57,888 | 58,747 | PARAGUA | 3,173 | 2,202 | 5,725 | 4,297 |
| ROMANIA | 6,982 | 8,051 | 20,492 | 24,178 | URUGUAY | 886 | 1,768 | 1,411 | 4,013 |
| AUSTRAL | 355,251 | 401,017 | 514,515 | 919,816 | ARGENT | 45,163 | 55,977 | 77,485 | 142,335 |
| N ZEAL | 147,437 | 179,073 | 226,222 | 408,345 | DENMARK | 803 | 931 | 2,387 | 2,873 |
| OTHERS | 9,342 | 14,104 | 27,172 | 41,977 | AUSTRAL | 1,954 | 1,033 | 2,990 | 2,195 |
| MEATS--P.L. 88-482 MT | | | | | | | | | |
| TOTAL | 622,815 | 723,119 | 950,576 | 1,683,331 | N ZEAL | 375 | 121 | 654 | 391 |
| CANADA | 24,619 | 34,676 | 42,587 | 80,381 | OTHERS | 281 | 533 | 786 | 1,202 |
| MEXICO | 29,327 | 10,918 | 48,724 | 26,436 | PORK, PREPARED, PRESERVED MT | | | | |
| GUATMAL | 13,158 | 15,545 | 23,239 | 38,337 | TOTAL | 121,605 | 122,050 | 422,896 | 433,114 |
| SALVADR | 2,744 | 4,948 | 5,241 | 12,399 | CANADA | 1,676 | 1,743 | 5,541 | 6,160 |
| HONDURA | 19,445 | 27,899 | 32,706 | 61,750 | DENMARK | 40,314 | 37,148 | 147,886 | 143,700 |
| NICARAG | 29,414 | 38,317 | 53,294 | 99,448 | NETHLOS | 9,744 | 5,644 | 35,764 | 19,771 |
| C RICA | 22,314 | 32,984 | 38,236 | 80,302 | BELGIUM | 609 | 402 | 1,997 | 1,212 |
| DOM REP | 32 | 2,440 | 61 | 5,828 | FR GERM | 576 | 508 | 2,095 | 1,974 |
| AUSTRAL | 348,800 | 390,427 | 504,088 | 899,678 | CZECHO | 968 | 1,467 | 2,905 | 4,647 |
| N ZEAL | 131,906 | 163,651 | 200,447 | 375,412 | HUNGARY | 7,697 | 8,078 | 25,263 | 26,284 |
| OTHERS | 1,056 | 1,432 | 1,953 | 3,363 | POLAND | 34,857 | 41,748 | 121,650 | 145,690 |
| MEATS--FRESH, FROZEN MT | | | | | | | | | |
| TOTAL | 633,686 | 736,774 | 969,997 | 1,715,457 | YUGOSLV | 17,799 | 17,052 | 57,644 | 58,417 |
| CANADA | 26,823 | 37,137 | 45,970 | 85,250 | ROMANIA | 6,888 | 7,847 | 20,386 | 23,929 |
| MEXICO | 29,691 | 11,391 | 49,047 | 27,168 | OTHERS | 477 | 413 | 1,765 | 1,330 |
| GUATMAL | 13,165 | 15,545 | 23,254 | 38,337 | MUTTON, GOAT AND LAMB MT | | | | |
| SALVADR | 2,744 | 4,948 | 5,241 | 12,399 | TOTAL | 15,852 | 19,950 | 27,282 | 40,387 |
| HONDURA | 19,534 | 27,896 | 32,782 | 61,874 | HAITI | 126 | 123 | 262 | 322 |
| NICARAG | 30,039 | 38,407 | 54,129 | 99,609 | AUSTRAL | 2,964 | 5,819 | 4,755 | 10,320 |
| C RICA | 22,314 | 33,000 | 38,236 | 80,326 | N ZEAL | 12,714 | 13,956 | 22,210 | 29,662 |
| DOM REP | 32 | 2,440 | 61 | 5,828 | OTHERS | 48 | 52 | 55 | 83 |
| INDIA | 1,661 | 2,103 | 4,210 | 6,755 | POULTRY AND POULTRY PRODUCTS NA | | | | |
| AUSTRAL | 350,083 | 394,022 | 505,978 | 906,779 | TOTAL | --- | --- | 88,092 | 46,253 |
| N ZEAL | 134,348 | 164,931 | 203,358 | 378,136 | CANADA | --- | --- | 8,740 | 6,800 |
| OTHERS | 3,256 | 4,954 | 7,738 | 12,996 | U KING | --- | --- | 1,094 | 1,479 |
| BEEF AND VEAL, FRESH, FROZEN MT | | | | | | | | | |
| TOTAL | 626,491 | 726,141 | 955,103 | 1,689,299 | NETHLOS | --- | --- | 884 | 925 |
| CANADA | 24,630 | 34,659 | 42,603 | 80,342 | BELGIUM | --- | --- | 602 | 164 |
| MEXICO | 29,359 | 11,214 | 48,778 | 27,022 | FRANCE | --- | --- | 12,876 | 10,412 |
| GUATMAL | 13,158 | 15,545 | 23,239 | 38,337 | FR GERM | --- | --- | 7,167 | 1,154 |
| SALVADR | 2,744 | 4,948 | 5,241 | 12,399 | AUSTRIA | --- | --- | 759 | 0 |
| HONDURA | 19,479 | 27,789 | 32,742 | 61,750 | CZECHO | --- | --- | 218 | 253 |
| NICARAG | 30,038 | 38,385 | 54,129 | 99,570 | HUNGARY | --- | --- | 13 | 571 |
| C RICA | 22,314 | 32,984 | 38,236 | 80,302 | POLAND | --- | --- | 1,758 | 907 |
| DOM REP | 28 | 2,440 | 54 | 5,828 | YUGOSLV | --- | --- | 11,254 | 5,578 |
| AUSTRAL | 349,540 | 392,142 | 505,198 | 903,264 | ROMANIA | --- | --- | 2,358 | 1,067 |
| N ZEAL | 134,226 | 164,734 | 203,084 | 377,447 | ISRAEL | --- | --- | 1,362 | 728 |
| OTHERS | 975 | 1,309 | 1,799 | 3,041 | INDIA | --- | --- | 220 | 267 |
| PORK, FRESH, FROZEN MT | | | | | | | | | |
| TOTAL | 22,353 | 41,527 | 32,714 | 66,074 | THAILND | --- | --- | 1,164 | 236 |
| CANADA | 22,230 | 41,443 | 32,509 | 65,931 | SINGAPR | --- | --- | 440 | 2,380 |
| IRELAND | 15 | 0 | 57 | 0 | CHINA M | --- | --- | 26,794 | 7,841 |
| AUSTRAL | 108 | 74 | 141 | 132 | KOR REP | --- | --- | 0 | 225 |
| OTHERS | 0 | 10 | 7 | 11 | KG KONG | --- | --- | 2,293 | 638 |
| MEATS--PREPARED, PRESERVED MT | | | | | | | | | |
| TOTAL | 197,540 | 206,221 | 560,262 | 646,755 | TAIWAN | --- | --- | 5,470 | 2,047 |
| CANADA | 1,192 | 1,398 | 4,143 | 5,014 | N ZEAL | --- | --- | 497 | 1,004 |
| BRAZIL | 19,917 | 17,848 | 36,704 | 46,301 | REP SAF | --- | --- | 1,421 | 1,238 |
| PARAGUA | 3,173 | 2,202 | 5,725 | 4,297 | OTHERS | --- | --- | 708 | 339 |
| URUGUAY | 886 | 1,768 | 1,411 | 4,013 | DAIRY PRODUCTS NA | | | | |
| ARGENT | 45,194 | 55,977 | 77,506 | 142,335 | TOTAL | --- | --- | 324,183 | 388,218 |
| MEATS--PREPARED, PRESERVED MT | | | | | | | | | |
| TOTAL | 197,540 | 206,221 | 560,262 | 646,755 | CANADA | --- | --- | 5,624 | 8,327 |
| CANADA | 1,192 | 1,398 | 4,143 | 5,014 | ARGENT | --- | --- | 10,649 | 7,369 |
| BRAZIL | 19,917 | 17,848 | 36,704 | 46,301 | ICELAND | --- | --- | 1,856 | 3,646 |
| PARAGUA | 3,173 | 2,202 | 5,725 | 4,297 | SWEDEN | --- | --- | 2,965 | 3,220 |
| URUGUAY | 886 | 1,768 | 1,411 | 4,013 | NORWAY | --- | --- | 28,327 | 29,468 |
| ARGENT | 45,194 | 55,977 | 77,506 | 142,335 | FINLAND | --- | --- | 23,328 | 29,243 |

TABLE 21 --U.S. AGRICULTURAL IMPORTS: QUANTITY AND VALUE, COMMODITY GROUP BY COUNTRY
FISCAL YEARS 1978 AND 1979--CONTINUED

| COMM GP COUNTRY | QUANTITY | | VALUE | | COMM GP COUNTRY | QUANTITY | | VALUE | |
|--------------------|-----------------------|---------|------------|------------|--------------------|----------------------|---------|------------|------------|
| | 1978 | 1979 | 1,000 DOL. | 1,000 DOL. | | 1978 | 1979 | 1,000 DOL. | 1,000 DOL. |
| DENMARK | --- | --- | 28,372 | 35,135 | ARGENT | 307 | 485 | 241 | 493 |
| U KING | --- | --- | 3,487 | 3,657 | SWEDEN | 130 | 0 | 117 | 0 |
| IRELAND | --- | --- | 5,521 | 9,132 | NORWAY | 103 | 88 | 76 | 73 |
| NETHLDS | --- | --- | 13,778 | 18,072 | DENMARK | 13 | 44 | 24 | 90 |
| BELGIUM | --- | --- | 1,217 | 1,737 | U KING | 246 | 194 | 97 | 128 |
| FRANCE | --- | --- | 18,592 | 22,761 | NETHLDS | 727 | 475 | 417 | 373 |
| FR GERM | --- | --- | 5,138 | 4,768 | BELGIUM | 537 | 512 | 177 | 203 |
| AUSTRIA | --- | --- | 21,256 | 25,189 | FRANCE | 182 | 147 | 65 | 126 |
| HUNGARY | --- | --- | 476 | 3,727 | FR GERM | 530 | 490 | 208 | 131 |
| SMITZLD | --- | --- | 20,192 | 18,958 | SWITZLD | 0 | 24 | 1 | 46 |
| POLAND | --- | --- | 4,124 | 3,043 | U.S.S.R | 106 | 37 | 30 | 8 |
| U.S.S.R | --- | --- | 2,429 | 2,704 | SPAIN | 0 | 20 | 0 | 22 |
| PORTUGL | --- | --- | 1,186 | 1,198 | ITALY | 229 | 874 | 217 | 591 |
| ITALY | --- | --- | 21,873 | 23,608 | GREECE | 61 | 36 | 114 | 75 |
| GREECE | --- | --- | 1,423 | 2,146 | INDIA | 334 | 488 | 287 | 369 |
| ROMANIA | --- | --- | 3,358 | 4,057 | TAIWAN | 222 | 314 | 113 | 176 |
| BULGAR | --- | --- | 887 | 1,166 | JAPAN | 1,165 | 735 | 879 | 610 |
| ISRAEL | --- | --- | 1,137 | 928 | AUSTRAL | 899 | 1,269 | 418 | 670 |
| AUSTRAL | --- | --- | 19,776 | 24,601 | N ZEAL | 230 | 723 | 84 | 305 |
| N ZEAL | --- | --- | 76,753 | 97,896 | OTHERS | 26 | 35 | 15 | 13 |
| OTHERS | --- | --- | 2,461 | 2,462 | | | | | |
| TOTAL | NONFAT DRY MILK | | MT | | TOTAL | HIDES AND SKINS | | NA | |
| CANADA | 1,282 | 1,004 | 725 | 687 | CANADA | --- | 240,874 | 315,631 | |
| AUSTRAL | 686 | 679 | 437 | 505 | HAITI | --- | 47,808 | 68,605 | |
| N ZEAL | 535 | 324 | 232 | 179 | PARAGUA | --- | 619 | 1,360 | |
| OTHERS | 59 | 0 | 54 | 0 | ARGENT | --- | 560 | 1,291 | |
| | 2 | 1 | 2 | 3 | SWEDEN | --- | 1,449 | 3,022 | |
| | | | | | NORWAY | --- | 11,095 | 12,858 | |
| TOTAL | CHEESE | | MT | | FINLAND | --- | 14,031 | 21,703 | |
| CANADA | 99,939 | 110,397 | 236,969 | 276,164 | DENMARK | --- | 22,160 | 25,025 | |
| ARGENT | 1,489 | 2,107 | 3,974 | 5,661 | U KING | --- | 25,598 | 36,040 | |
| ICELAND | 3,960 | 2,480 | 8,545 | 5,900 | IRELAND | --- | 4,478 | 7,828 | |
| SWEDEN | 1,102 | 2,335 | 1,856 | 3,646 | NETHLDS | --- | 773 | 1,389 | |
| NORWAY | 1,244 | 1,218 | 2,960 | 3,178 | FRANCE | --- | 2,972 | 3,121 | |
| FINLAND | 8,372 | 8,354 | 25,508 | 28,439 | FR GERM | --- | 8,153 | 11,631 | |
| DFNMARK | 11,011 | 12,892 | 23,317 | 29,109 | GERM DR | --- | 2,651 | 4,673 | |
| NETHLDS | 10,279 | 11,768 | 28,036 | 34,352 | SWITZLD | --- | 2,383 | 1,842 | |
| U KING | 512 | 661 | 1,354 | 1,944 | POLAND | --- | 338 | 1,061 | |
| NETHLDS | 3,878 | 4,749 | 11,839 | 14,328 | U.S.S.R | --- | 2,345 | 1,970 | |
| FRANCE | 5,080 | 5,581 | 18,555 | 22,339 | IRAN | --- | 9,043 | 10,566 | |
| FR GERM | 2,203 | 2,059 | 4,875 | 5,635 | AFGHAN | --- | 28,715 | 40,024 | |
| AUSTRIA | 10,042 | 10,439 | 21,256 | 25,189 | INDONESIA | --- | 2,818 | 1,665 | |
| HUNGARY | 319 | 2,194 | 476 | 3,727 | JAPAN | --- | 1,249 | 2,449 | |
| SMITZLD | 6,110 | 5,059 | 20,188 | 18,951 | AUSTRAL | --- | 2,033 | 2,236 | |
| POLAND | 1,193 | 1,115 | 1,779 | 1,892 | N ZEAL | --- | 2,960 | 2,775 | |
| PORTUGL | 639 | 572 | 1,186 | 1,198 | SUDAN | --- | 32,063 | 38,703 | |
| ITALY | 5,562 | 6,746 | 21,872 | 23,608 | NIGERIA | --- | 2,695 | 2,711 | |
| GREECE | 500 | 706 | 1,423 | 2,146 | ETHIOP | --- | 3,012 | 1,181 | |
| ROMANIA | 1,663 | 2,147 | 3,358 | 4,057 | REP SAF | --- | 821 | 1,495 | |
| BULGAR | 474 | 673 | 887 | 1,166 | OTHERS | --- | 3,716 | 2,623 | |
| ISRAEL | 734 | 630 | 1,137 | 928 | | | 4,536 | 5,984 | |
| AUSTRAL | 3,398 | 5,230 | 4,327 | 8,127 | | | | | |
| N ZEAL | 18,791 | 19,516 | 25,815 | 28,844 | TOTAL | SHEEP AND LAMB SKINS | MT | | |
| OTHERS | 1,393 | 1,166 | 2,447 | 2,840 | CANADA | 18,146 | 17,963 | 69,215 | 85,429 |
| | | | | | U KING | 566 | 144 | 325 | 166 |
| | | | | | FRANCE | 36 | 128 | 148 | 668 |
| TOTAL | CASEIN AND MIXTURES | | MT | | FR GERM | 357 | 390 | 790 | 1,060 |
| CANADA | 63,301 | 65,118 | 75,006 | 100,300 | YUGOSLV | 49 | 232 | 186 | 1,242 |
| ARGENT | 374 | 1,156 | 454 | 1,648 | TURKEY | 45 | 0 | 214 | 0 |
| NORWAY | 1,475 | 794 | 2,004 | 1,447 | IRAN | 154 | 0 | 588 | 0 |
| NFINMARK | 800 | 875 | 818 | 1,026 | AFGHAN | 6,969 | 6,706 | 27,734 | 38,142 |
| DFNMARK | 35 | 305 | 57 | 679 | INDONESIA | 485 | 224 | 2,315 | 1,159 |
| U KING | 1,470 | 937 | 2,084 | 1,712 | AUSTRAL | 69 | 59 | 542 | 455 |
| IRELAND | 3,895 | 5,184 | 5,391 | 8,848 | N ZEAL | 375 | 315 | 629 | 822 |
| NETHLDS | 457 | 1,032 | 717 | 1,932 | SUDAN | 7,015 | 8,115 | 25,838 | 32,789 |
| FRANCE | 25 | 205 | 35 | 413 | NIGERIA | 586 | 536 | 2,661 | 2,709 |
| FR GERM | 210 | 82 | 262 | 130 | ETHIOP | 505 | 110 | 2,962 | 1,140 |
| POLAND | 2,281 | 932 | 2,345 | 1,191 | REP SAF | 36 | 124 | 248 | 463 |
| U.S.S.R | 2,284 | 7,106 | 2,429 | 2,704 | NAMIBIA | 691 | 422 | 3,450 | 2,553 |
| AUSTRAL | 11,756 | 9,203 | 14,217 | 15,108 | OTHERS | 0 | 43 | 0 | 310 |
| N ZEAL | 58,745 | 42,106 | 44,193 | 63,243 | | 208 | 415 | 605 | 1,751 |
| OTHERS | 0 | 151 | 0 | 219 | | | | | |
| | | | | | TOTAL | FURSKINS | | NA | |
| TOTAL | FATS OILS AND GREASES | | MT | | CANADA | --- | 141,067 | 178,978 | |
| CANADA | 9,372 | 9,747 | 5,735 | 6,874 | ARGENT | --- | 24,835 | 32,567 | |
| NICARAG | 1,760 | 1,221 | 689 | 1,038 | SWEDEN | --- | 1,226 | 1,104 | |
| CAYMAN | 22 | 0 | 20 | 0 | NORWAY | --- | 10,297 | 11,897 | |
| BRAZIL | 29 | 0 | 215 | 0 | FINLAND | --- | 13,919 | 21,627 | |
| | 1,514 | 1,536 | 1,231 | 1,334 | | | 22,110 | 25,025 | |

TABLE 21 --U.S. AGRICULTURAL IMPORTS: QUANTITY AND VALUE, COMMODITY GROUP BY COUNTRY
FISCAL YEARS 1978 AND 1979--CONTINUED

| COMM GP COUNTRY | QUANTITY | | VALUE | | COMM GP COUNTRY | QUANTITY | | VALUE | |
|-------------------------------------|----------|---------|------------|------------|------------------------------------|------------|------------|------------|------------|
| | 1978 | 1979 | 1,000 DOL. | 1,000 DOL. | | 1978 | 1979 | 1,000 DOL. | 1,000 DOL. |
| GRAINS AND PREPARATIONS | | | | | | | | | |
| TOTAL | --- | --- | 190,425 | 225,757 | CHILE | --- | --- | 23,392 | 34,034 |
| CANADA | --- | --- | 71,881 | 95,760 | BRAZIL | --- | --- | 63,424 | 127,806 |
| MEXICO | --- | --- | 6,156 | 10,349 | ARGENT | --- | --- | 25,113 | 39,977 |
| DOM REP | --- | --- | 4,683 | 4,181 | U KING | --- | --- | 2,979 | 3,149 |
| COL OMA | --- | --- | 2,414 | 2,504 | NETHLS | --- | --- | 2,604 | 3,773 |
| BRAZIL | --- | --- | 2,932 | 1,132 | FRANCE | --- | --- | 1,797 | 7,776 |
| URUGUAY | --- | --- | 63 | 1,703 | AUSTRIA | --- | --- | 1,858 | 3,899 |
| ARGENT | --- | --- | 5,872 | 2,895 | POLAND | --- | --- | 2,871 | 2,591 |
| SWEDEN | --- | --- | 1,374 | 1,554 | SPAIN | --- | --- | 3,998 | 8,042 |
| NORWAY | --- | --- | 873 | 1,119 | ITALY | --- | --- | 2,195 | 2,633 |
| FINLAND | --- | --- | 1,154 | 1,459 | GREECE | --- | --- | 3,686 | 7,776 |
| DNMARK | --- | --- | 6,825 | 10,818 | TURKEY | --- | --- | 5,230 | 12,600 |
| U KING | --- | --- | 13,005 | 10,601 | IRAQ | --- | --- | 2,796 | 2,884 |
| NETHLS | --- | --- | 5,208 | 3,349 | IRAN | --- | --- | 6,800 | 11,051 |
| BELGIUM | --- | --- | 846 | 1,192 | ISRAEL | --- | --- | 4,908 | 5,231 |
| FRANCE | --- | --- | 1,583 | 1,757 | AFGHAN | --- | --- | 608 | 9,134 |
| FR GERM | --- | --- | 7,048 | 7,296 | THAILND | --- | --- | 22,020 | 35,460 |
| AUSTRIA | --- | --- | 3,496 | 1,985 | MALAYSA | --- | --- | 2,702 | 3,409 |
| SWITZLD | --- | --- | 3,201 | 4,161 | SINGAPR | --- | --- | 1,834 | 1,541 |
| POLAND | --- | --- | 598 | 503 | PHIL R | --- | --- | 63,741 | 65,586 |
| SPAIN | --- | --- | 2,212 | 3,113 | TAIWAN | --- | --- | 13,620 | 17,383 |
| ITALY | --- | --- | 6,409 | 8,603 | JAPAN | --- | --- | 23,328 | 19,807 |
| GREECE | --- | --- | 595 | 809 | AUSTRAL | --- | --- | 3,888 | 5,565 |
| ISRAEL | --- | --- | 2,831 | 3,065 | N ZEAL | --- | --- | 9,689 | 10,269 |
| THAILND | --- | --- | 716 | 1,105 | REP SAF | --- | --- | 6,794 | 11,492 |
| PHIL R | --- | --- | 1,479 | 1,957 | OTHERS | --- | --- | 13,839 | 16,412 |
| CHINA M | --- | --- | 1,548 | 1,777 | FRUITS, FRESH, FROZEN | | | | |
| KOR REP | --- | --- | 1,022 | 1,435 | TOTAL | 14,836,957 | 17,680,954 | 160,893 | 191,818 |
| HG KONG | --- | --- | 3,080 | 5,108 | CANADA | 52,591 | 61,515 | 32,383 | 28,267 |
| TAIWAN | --- | --- | 3,150 | 4,643 | MEXICO | 13,899,911 | 16,487,522 | 81,612 | 104,937 |
| JAPAN | --- | --- | 14,124 | 16,366 | HONDURA | 799,596 | 1,014,549 | 4,216 | 5,008 |
| AUSTRAL | --- | --- | 10,883 | 9,873 | HAITI | 1,444 | 2,596 | 591 | 1,144 |
| OTHERS | --- | --- | 3,163 | 3,498 | ECUADOR | 2,021 | 1,400 | 666 | 483 |
| WHEAT-EX SEED, FEEDIBLE | | | | | | | | | |
| TOTAL | 29 | 1,495 | 8 | 209 | CHILE | 36,704 | 53,010 | 22,623 | 32,476 |
| CANADA | 25 | 1,495 | 6 | 209 | FRANCE | 3 | 807 | 3 | 609 |
| SWEDEN | 4 | 0 | 2 | 0 | POLAND | 4,754 | 3,717 | 2,786 | 2,451 |
| BARLEY | | | | | | | | | |
| TOTAL | 95,467 | 153,889 | 10,447 | 17,351 | ISRAEL | 5,074 | 4,406 | 1,811 | 1,153 |
| CANADA | 95,462 | 153,443 | 10,443 | 17,283 | JAPAN | 836 | 688 | 623 | 729 |
| FR GERM | 0 | 440 | 0 | 64 | AUSTRAL | 3,646 | 3,465 | 1,812 | 2,042 |
| OTHERS | 5 | 6 | 4 | 4 | N ZEAL | 11,223 | 23,842 | 8,438 | 8,919 |
| BISCUITS, WAFERS, CAKES, ETC | | | | | | | | | |
| TOTAL | 42,709 | 45,392 | 69,322 | 78,242 | REP SAF | 8,525 | 4,060 | 1,297 | 1,759 |
| CANADA | 17,801 | 21,725 | 22,554 | 29,632 | OTHERS | 7,629 | 19,577 | 2,032 | 1,841 |
| MEXICO | 2,783 | 3,917 | 2,456 | 3,712 | STRAWBERRIES, FRESH, FROZEN | | | | |
| DOM REP | 267 | 233 | 291 | 270 | TOTAL | 57,353 | 65,524 | 28,675 | 42,815 |
| COL OMA | 979 | 806 | 817 | 722 | CANADA | 399 | 646 | 279 | 464 |
| ARGENT | 196 | 120 | 219 | 83 | MEXICO | 52,140 | 60,995 | 25,518 | 39,535 |
| NORWAY | 482 | 542 | 645 | 857 | POLAND | 4,735 | 3,717 | 2,753 | 2,451 |
| FINLAND | 284 | 416 | 473 | 762 | N ZEAL | 37 | 78 | 86 | 268 |
| DENMARK | 2,527 | 3,758 | 6,810 | 10,556 | OTHERS | 42 | 88 | 39 | 97 |
| U KING | 5,906 | 3,601 | 11,379 | 7,953 | FRUITS, PREPARED, PRESERVED | | | | |
| IRELAND | 108 | 57 | 254 | 186 | TOTAL | 299,443 | 331,718 | 181,425 | 231,119 |
| NETHLS | 2,240 | 1,164 | 4,590 | 2,607 | CANADA | 5,152 | 2,492 | 3,233 | 2,772 |
| BELGIUM | 282 | 348 | 587 | 931 | MEXICO | 31,859 | 34,373 | 17,086 | 21,658 |
| FRANCE | 217 | 274 | 678 | 886 | C RICA | 2,857 | 479 | 585 | 216 |
| FR GERM | 1,827 | 1,812 | 4,549 | 5,074 | DOM REP | 6,540 | 4,490 | 2,158 | 1,888 |
| AUSTRIA | 1,304 | 766 | 3,383 | 1,847 | CHILE | 219 | 912 | 153 | 1,005 |
| SWITZLD | 304 | 342 | 837 | 1,072 | BRAZIL | 3,464 | 2,093 | 1,679 | 1,075 |
| POLAND | 773 | 529 | 587 | 725 | ARGENT | 1,075 | 1,456 | 868 | 1,873 |
| SPAIN | 381 | 451 | 367 | 503 | U KING | 2,855 | 1,632 | 2,972 | 3,112 |
| ITALY | 357 | 688 | 1,086 | 1,847 | SPAIN | 4,035 | 5,706 | 3,344 | 5,879 |
| ISRAEL | 1,042 | 1,333 | 1,051 | 1,588 | PORTUGL | 980 | 1,565 | 921 | 1,733 |
| HG KONG | 205 | 264 | 503 | 618 | ITALY | 2,113 | 1,067 | 1,423 | 817 |
| TAIWAN | 295 | 446 | 429 | 725 | GREECE | 3,940 | 5,840 | 3,682 | 7,656 |
| JAPAN | 1,472 | 1,241 | 3,789 | 3,778 | TURKEY | 3,115 | 7,382 | 4,728 | 11,976 |
| OTHERS | 677 | 559 | 988 | 942 | IRAQ | 4,497 | 4,565 | 2,656 | 2,864 |
| FRUITS AND PREPARATIONS | | | | | | | | | |
| TOTAL | --- | --- | 470,644 | 646,973 | IRAN | 11,071 | 14,758 | 6,797 | 11,051 |
| CANADA | --- | --- | 37,098 | 32,579 | ISRAEL | 3,777 | 4,290 | 2,374 | 3,122 |
| MEXICO | --- | --- | 111,124 | 138,078 | AFGHAN | 650 | 7,680 | 608 | 9,134 |
| HONDURA | --- | --- | 4,271 | 5,009 | INDIA | 489 | 1,067 | 497 | 895 |
| DOM REP | --- | --- | 2,397 | 2,017 | THAILND | 39,586 | 60,357 | 20,125 | 31,840 |
| OTHERS | | | | | | | | | |
| --- | --- | --- | --- | --- | MALAYSA | 4,797 | 5,990 | 2,698 | 3,408 |
| --- | --- | --- | --- | --- | SINGAPR | 3,309 | 2,607 | 1,827 | 1,536 |
| --- | --- | --- | --- | --- | PHIL R | 108,451 | 106,753 | 53,916 | 54,639 |
| --- | --- | --- | --- | --- | CHINA M | 757 | 1,118 | 1,059 | 1,484 |
| --- | --- | --- | --- | --- | KOR REP | 1,139 | 1,210 | 950 | 1,171 |
| --- | --- | --- | --- | --- | HG KONG | 705 | 885 | 1,398 | 1,743 |

TABLE 21 --U.S. AGRICULTURAL IMPORTS: QUANTITY AND VALUE, COMMODITY GROUP BY COUNTRY
FISCAL YEARS 1978 AND 1979--CONTINUED

| COMM GP COUNTRY | QUANTITY | | VALUE | | COMM GP COUNTRY | QUANTITY | | VALUE | |
|--------------------|--------------|--------------|--------------------|--------------------|--------------------|----------|---------|--------------------|--------------------|
| | 1978 | 1979 | 1978 1,000 OOL. | 1979 1,000 OOL. | | 1978 | 1979 | 1978 1,000 OOL. | 1979 1,000 OOL. |
| RFP SAF OTHERS | 1,155 718 | 1,295 731 | 937 990 | 1,229 997 | | | | | |
| TOTAL | 10,860 | 12,419 | 15,092 | 17,438 | TOTAL | 51,762 | 65,303 | 94,736 | 121,229 |
| CANADA | 361 | 423 | 299 | 374 | CANADA | 1,594 | 2,762 | 5,380 | 9,622 |
| MEXICO | 1,451 | 1,663 | 1,902 | 1,959 | MEXICO | 4,052 | 4,497 | 8,668 | 8,638 |
| U KING | 595 | 583 | 897 | 976 | GUATMAL | 1,833 | 2,213 | 4,920 | 6,724 |
| FRANCE | 528 | 677 | 958 | 1,335 | SALVADR | 218 | 207 | 564 | 609 |
| FR GERM | 68 | 99 | 171 | 235 | HONDURA | 1,205 | 964 | 2,666 | 1,531 |
| HUNGARY | 1,367 | 1,517 | 2,061 | 2,014 | C RICA | 604 | 510 | 2,325 | 1,733 |
| SPAIN | 3,147 | 3,974 | 4,774 | 6,150 | PANAMA | 294 | 446 | 901 | 1,373 |
| ITALY | 21 | 2 | 54 | 5 | DOM REP | 2,594 | 2,579 | 5,091 | 5,212 |
| BULGAR | 97 | 128 | 139 | 164 | COLOMB | 1,805 | 1,413 | 2,980 | 2,351 |
| TURKEY | 50 | 35 | 70 | 51 | BRAZIL | 11,466 | 12,837 | 23,196 | 28,705 |
| INDIA | 692 | 960 | 724 | 1,209 | PARAGUA | 1,273 | 1,375 | 1,293 | 1,439 |
| PAKI MT | 855 | 800 | 818 | 638 | ARGENT | 2,547 | 2,189 | 3,580 | 2,786 |
| THAILND | 15 | 28 | 31 | 51 | FR GERM | 339 | 417 | 484 | 596 |
| SINGAPR | 33 | 24 | 58 | 64 | ITALY | 953 | 5,831 | 1,294 | 9,106 |
| INDNSTA | 135 | 210 | 201 | 295 | TURKEY | 2,436 | 4,774 | 1,145 | 1,772 |
| CHINA M | 716 | 967 | 976 | 1,443 | THAILND | 336 | 432 | 405 | 768 |
| KOR REP | 30 | 1 | 77 | 5 | INDNSIA | 2,679 | 3,528 | 2,407 | 3,817 |
| TAIWAN | 41 | 22 | 49 | 33 | PHIL R | 6,164 | 6,161 | 6,707 | 6,852 |
| JAPAN | 14 | 25 | 76 | 109 | KOR REP | 7,324 | 7,497 | 18,284 | 18,534 |
| MOROC | 262 | 0 | 350 | 0 | CAMROON | 5 | 175 | 11 | 401 |
| EGYPT | 297 | 220 | 253 | 232 | REP SAF | 0 | 430 | 0 | 1,658 |
| OTHERS | 85 | 61 | 154 | 108 | MALAWI | 534 | 2,639 | 1,004 | 7,157 |
| | | | | | OTHERS | 1,507 | 1,427 | 1,451 | 1,845 |
| TOTAL | 150,910 | 164,693 | 371,459 | 399,174 | TOTAL | 692,937 | 838,251 | 712,342 | 915,345 |
| CANADA | 3,002 | 5,908 | 8,081 | 15,240 | CANADA | 108,230 | 143,949 | 41,072 | 59,581 |
| MEXICO | 10,063 | 9,838 | 17,509 | 18,056 | MEXICO | 26,297 | 35,618 | 13,923 | 19,293 |
| GUATMAL | 2,008 | 3,094 | 5,235 | 7,018 | DENMARK | 3,455 | 3,129 | 3,024 | 3,259 |
| HONDURA | 2,251 | 2,016 | 5,692 | 5,254 | U KING | 9,987 | 11,828 | 10,154 | 13,005 |
| NICARAG | 771 | 501 | 3,854 | 3,348 | IRELAND | 6,113 | 7,220 | 3,383 | 4,850 |
| C RICA | 614 | 609 | 901 | 1,757 | NETHLOS | 163,962 | 222,350 | 113,589 | 173,157 |
| PANAMA | 294 | 446 | 901 | 1,373 | FRANCE | 58,557 | 59,960 | 173,096 | 214,760 |
| DOM RFP | 3,813 | 3,652 | 6,997 | 7,434 | FR GERM | 87,941 | 95,377 | 115,450 | 127,446 |
| COLOMB | 2,109 | 1,589 | 3,332 | 2,536 | SPAIN | 26,732 | 25,367 | 36,077 | 41,628 |
| BRAZIL | 14,751 | 15,566 | 26,957 | 30,783 | PORTUGL | 23,876 | 23,558 | 28,412 | 32,499 |
| PARAGUA | 1,354 | 1,520 | 1,315 | 1,476 | ITALY | 147,342 | 176,433 | 150,045 | 199,808 |
| ARGENT | 3,150 | 2,762 | 3,879 | 3,223 | GREECE | 2,545 | 2,292 | 2,329 | 2,243 |
| ITALY | 9,276 | 12,656 | 13,639 | 17,699 | JAPAN | 6,010 | 6,258 | 5,805 | 5,043 |
| YUGOSL V | 7,519 | 6,633 | 25,548 | 22,578 | AUSTRAL | 6,073 | 6,997 | 2,745 | 3,281 |
| GREECE | 11,755 | 12,965 | 39,664 | 44,058 | OTHERS | 17,817 | 17,515 | 13,238 | 14,491 |
| BULGAR | 7,723 | 6,760 | 24,493 | 21,318 | TOTAL | 315,566 | 346,191 | 496,456 | 605,327 |
| TURKEY | 41,703 | 45,503 | 123,281 | 127,005 | DENMARK | 839 | 769 | 1,537 | 1,683 |
| SYRIA | 1,917 | 1,345 | 5,686 | 4,523 | U KING | 2,197 | 2,675 | 5,702 | 7,108 |
| LEBANON | 2,304 | 2,913 | 5,558 | 8,612 | NETHLOS | 662 | 851 | 1,212 | 1,835 |
| THAILND | 2,159 | 2,736 | 4,034 | 5,452 | FRANCE | 55,763 | 58,232 | 172,487 | 213,377 |
| INDNSIA | 3,412 | 3,663 | 3,230 | 4,032 | FR GERM | 46,097 | 46,811 | 86,864 | 92,540 |
| PHIL R | 6,642 | 6,706 | 7,125 | 7,330 | SPAIN | 26,494 | 25,187 | 35,936 | 41,535 |
| KOR REP | 7,702 | 7,966 | 18,898 | 18,599 | PORTUGL | 23,852 | 23,787 | 28,402 | 32,412 |
| CAMROON | 305 | 411 | 5,461 | 4,673 | ITALY | 147,014 | 176,115 | 149,817 | 199,622 |
| RFP SAF | 1 | 1,276 | 2 | 3,294 | GREECE | 2,506 | 2,226 | 2,312 | 2,206 |
| MALAWI | 1,347 | 3,015 | 3,054 | 5,570 | JAPAN | 2,557 | 2,167 | 3,706 | 3,398 |
| OTHERS | 3,465 | 3,694 | 5,610 | 6,933 | OTHERS | 7,585 | 7,371 | 6,481 | 9,611 |
| TOTAL | 93,895 | 91,448 | 266,982 | 266,942 | TOTAL | 373,273 | 489,768 | 213,579 | 306,754 |
| CANADA | 1,193 | 2,588 | 2,625 | 5,520 | CANADA | 106,865 | 141,625 | 40,132 | 58,211 |
| MEXICO | 5,279 | 3,782 | 8,324 | 7,276 | MEXICO | 24,399 | 32,408 | 12,915 | 17,608 |
| HONDURA | 662 | 619 | 1,968 | 2,256 | NORWAY | 2,543 | 2,112 | 1,570 | 1,398 |
| NICARAG | 274 | 184 | 1,185 | 934 | DENMARK | 2,502 | 2,279 | 1,419 | 1,526 |
| DOM REP | 523 | 520 | 1,756 | 2,110 | U KING | 7,769 | 9,114 | 4,435 | 5,850 |
| BRAZIL | 1,865 | 943 | 3,365 | 1,691 | IRELAND | 6,100 | 7,205 | 3,372 | 4,812 |
| U.S.-S-R | 285 | 322 | 499 | 921 | NETHLOS | 163,300 | 221,498 | 112,377 | 171,321 |
| ITALY | 8,321 | 5,817 | 12,344 | 8,591 | FRANCE | 780 | 1,698 | 592 | 1,371 |
| YUGOSLV | 7,519 | 6,631 | 25,548 | 22,578 | FR GERM | 41,712 | 48,210 | 28,425 | 34,636 |
| GREECE | 11,097 | 12,610 | 39,477 | 43,779 | PHIL R | 3,265 | 3,356 | 1,380 | 1,395 |
| BULGAR | 7,723 | 6,760 | 24,493 | 21,318 | JAPAN | 3,428 | 4,032 | 2,049 | 2,574 |
| TURKEY | 39,267 | 40,729 | 122,136 | 125,232 | AUSTRAL | 5,892 | 6,783 | 2,432 | 2,922 |
| SYRIA | 1,857 | 1,345 | 5,658 | 4,523 | OTHERS | 4,718 | 5,448 | 2,481 | 3,130 |
| LEBANON | 1,954 | 2,774 | 5,338 | 8,556 | TOTAL | --- | --- | 65,332 | 75,172 |
| THAILND | 1,815 | 2,304 | 3,628 | 4,684 | CANADA | --- | --- | 43,159 | 52,812 |
| CAMROON | 64 | 64 | 1,045 | 900 | MEXICO | --- | --- | 2,053 | 1,137 |
| REP SAF | 1 | 768 | 2 | 1,618 | F W INO | --- | --- | 308 | 241 |
| MALAWI | 813 | 138 | 2,050 | 358 | | | | | |
| OTHERS | 3,383 | 2,550 | 5,541 | 4,097 | | | | | |

TABLE 21 --U.S. AGRICULTURAL IMPORTS: QUANTITY AND VALUE, COMMODITY GROUP BY COUNTRY
FISCAL YEARS 1978 AND 1979--CONTINUED

| COMM GP COUNTRY | QUANTITY | | VALUE | | COMM GP COUNTRY | QUANTITY | | VALUE | |
|--|----------|--------|------------|------------|------------------------------|----------|------------|------------|--------|
| | 1978 | 1979 | 1978 | 1979 | | 1978 | 1979 | 1978 | 1979 |
| | | | 1,000 DOL. | 1,000 DOL. | | | 1,000 DOL. | 1,000 DOL. | |
| PALM KERNEL OIL MT | | | | | COLOMB --- | | | | |
| TOTAL | 55,624 | 65,050 | 34,828 | 53,382 | DENMARK | --- | --- | 46,732 | 67,634 |
| NETHLD | 7,367 | 5,688 | 8,295 | 9,158 | NETHLD | --- | --- | 363 | 372 |
| MALAYS | 40,531 | 53,698 | 22,155 | 39,521 | BELGIUM | --- | --- | 33,427 | 37,387 |
| SINGAPR | 969 | 1,602 | 447 | 1,392 | FRANCE | --- | --- | 2,106 | 1,985 |
| INDONIA | 6,738 | 982 | 3,910 | 565 | ISRAEL | --- | --- | 554 | 152 |
| PHIL R | 0 | 498 | 0 | 394 | JAPAN | --- | --- | 1,175 | 2,466 |
| IVY CST | 0 | 1,923 | 0 | 1,736 | AUSTRAL | --- | --- | 1,983 | 1,426 |
| LIBERIA | 0 | 501 | 0 | 376 | REP SAF | --- | --- | 393 | 452 |
| OTHERS | 19 | 158 | 21 | 240 | OTHERS | --- | --- | 626 | 533 |
| OILCAKE AND MEAL MT | | | | | OTHER VEG PRODUCTS NA | | | | |
| TOTAL | 9,268 | 18,250 | 1,761 | 3,144 | TOTAL | --- | --- | 52,414 | 64,290 |
| CANADA | 6,092 | 8,678 | 1,150 | 1,476 | CANADA | --- | --- | 1,613 | 3,174 |
| MEXICO | 20 | 919 | 10 | 161 | MEXICO | --- | --- | 13,595 | 14,746 |
| NICARAG | 0 | 5,300 | 0 | 928 | BRAZIL | --- | --- | 795 | 3,722 |
| PARAGUA | 1,555 | 1,600 | 300 | 305 | ARGENT | --- | --- | 3,145 | 5,309 |
| ARGENT | 1,600 | 0 | 299 | 0 | FINLAND | --- | --- | 2,691 | 4,868 |
| FRANCE | 1 | 5 | 2 | 11 | DENMARK | --- | --- | 2,641 | 2,437 |
| AUSTRAL | 0 | 1,250 | 0 | 200 | U KING | --- | --- | 3,031 | 2,831 |
| T PAC I | 0 | 498 | 0 | 64 | NETHLD | --- | --- | 1,066 | 1,218 |
| COTTON, EX LINTERS MT | | | | | FRANCE --- | | | | |
| TOTAL | 836 | 1,301 | 1,771 | 2,025 | FR GERM | --- | --- | 1,126 | 1,504 |
| MEXICO | 91 | 468 | 142 | 508 | AUSTRIA | --- | --- | 538 | 1,110 |
| PERU | 50 | 0 | 72 | 0 | SWITZLD | --- | --- | 181 | 147 |
| INDIA | 0 | 278 | 0 | 282 | SPAIN | --- | --- | 2,697 | 2,381 |
| PAKI MT | 86 | 51 | 146 | 67 | PORTUGL | --- | --- | 6,190 | 5,597 |
| EGYPT | 389 | 115 | 903 | 334 | ITALY | --- | --- | 277 | 410 |
| SUDAN | 216 | 389 | 505 | 833 | ISRAEL | --- | --- | 1,419 | 1,878 |
| OTHERS | 4 | 0 | 3 | 1 | INDIA | --- | --- | 175 | 209 |
| COTTON LINTERS MT | | | | | BNGLD SH --- | | | | |
| TOTAL | 13,923 | 14,398 | 4,281 | 4,873 | THAILND | --- | --- | 2,255 | 1,769 |
| MEXICO | 9,096 | 8,364 | 3,418 | 3,504 | SINGAPR | --- | --- | 1,716 | 3,083 |
| GUATMAL | 780 | 881 | 231 | 408 | CHINA M | --- | --- | 572 | 1,221 |
| NICARAG | 431 | 15 | 69 | 3 | JAPAN | --- | --- | 1,721 | 1,843 |
| COLOMB | 0 | 504 | 0 | 77 | N ZEAL | --- | --- | 68 | 312 |
| BRAZIL | 377 | 833 | 77 | 302 | ETHIOP | --- | --- | 993 | 1,588 |
| PARAGUA | 309 | 0 | 33 | 0 | REP SAF | --- | --- | 182 | 72 |
| ARGENT | 3,430 | 3,004 | 453 | 464 | OTHERS | --- | --- | 1,621 | 193 |
| SYRIA | 0 | 648 | 0 | 49 | | | | 294 | 443 |
| CHINA M | 0 | 99 | 0 | 51 | | | | 1,322 | 1,410 |
| OTHERS | 0 | 50 | 0 | 15 | | | | | |
| SEEDS, FIELD & GARDEN NA | | | | | INDIA --- | | | | |
| TOTAL | --- | --- | 48,725 | 49,786 | NETHLD | --- | --- | 1,236 | 1,554 |
| CANADA | --- | --- | 21,927 | 19,103 | NETHLD | --- | --- | 2,207 | 3,517 |
| MEXICO | --- | --- | 2,275 | 2,462 | FRANCE | --- | --- | 1,475 | 1,906 |
| GUATMAL | --- | --- | 1,287 | 1,347 | FR GERM | --- | --- | 767 | 541 |
| HONDURA | --- | --- | 77 | 256 | HUNGARY | --- | --- | 714 | 708 |
| C RICA | --- | --- | 1,676 | 2,189 | ITALY | --- | --- | 360 | 490 |
| CHILE | --- | --- | 893 | 1,225 | YUGOSLV | --- | --- | 967 | 721 |
| ARGENT | --- | --- | 228 | 51 | ISRAEL | --- | --- | 552 | 695 |
| DENMARK | --- | --- | 523 | 760 | INDIA | --- | --- | 5,312 | 3,913 |
| U KING | --- | --- | 1,236 | 1,554 | TAIWAN | --- | --- | 1,445 | 1,895 |
| NETHLD | --- | --- | 2,207 | 3,517 | JAPAN | --- | --- | 1,884 | 2,448 |
| FRANCE | --- | --- | 1,475 | 1,906 | AUSTRAL | --- | --- | 1,182 | 1,112 |
| FR GERM | --- | --- | 767 | 541 | N ZEAL | --- | --- | 387 | 766 |
| HUNGARY | --- | --- | 714 | 708 | REP SAF | --- | --- | 639 | 1,170 |
| ITALY | --- | --- | 360 | 490 | OTHERS | --- | --- | 712 | 957 |
| YUGOSLV | --- | --- | 967 | 721 | | | | | |
| ISRAEL | --- | --- | 552 | 695 | | | | | |
| INDIA | --- | --- | 5,312 | 3,913 | | | | | |
| TAIWAN | --- | --- | 1,445 | 1,895 | | | | | |
| JAPAN | --- | --- | 1,884 | 2,448 | | | | | |
| AUSTRAL | --- | --- | 1,182 | 1,112 | | | | | |
| N ZEAL | --- | --- | 387 | 766 | | | | | |
| REP SAF | --- | --- | 639 | 1,170 | | | | | |
| OTHERS | --- | --- | 712 | 957 | | | | | |
| NURSERY AND GREENHOUSE STOCK NA | | | | | NETHLD --- | | | | |
| TOTAL | --- | --- | 105,492 | 133,077 | NETHLD | --- | --- | 6,535 | 8,513 |
| CANADA | --- | --- | 6,535 | 8,513 | MEXICO | --- | --- | 410 | 386 |
| MEXICO | --- | --- | 410 | 386 | GUATMAL | --- | --- | 3,292 | 3,228 |
| GUATMAL | --- | --- | 3,292 | 3,228 | HONDURA | --- | --- | 1,993 | 2,140 |
| HONDURA | --- | --- | 1,993 | 2,140 | C RICA | --- | --- | 3,369 | 3,443 |
| C RICA | --- | --- | 3,369 | 3,443 | JAMAICA | --- | --- | 817 | 868 |
| JAMAICA | --- | --- | 817 | 868 | | | | | |

TABLE 22 --U.S. AGRICULTURAL IMPORTS: QUANTITY AND VALUE, AREA BY COMMODITY GROUP, FISCAL YEARS 1978 AND 1979

| AREA AND COMMODITY GROUP | UNIT | QUANTITY | | VALUE | |
|-----------------------------|------|----------|---------|--------------------|--------------------|
| | | 1978 | 1979 | 1978 1,000 DOL. | 1979 1,000 DOL. |
| NORTH AMERICA | --- | --- | --- | --- | --- |
| COMPLEMENTARY | NA | --- | --- | 710,227 | 901,440 |
| BANANAS-FRESH | MT | 271 | 26 | 38,813 | 33,028 |
| PLANTAINS-FRESH | MT | | | 38 | 5 |
| COFFEE-GREEN | MT | 55 | 0 | 19 | 0 |
| COFFEE-ROASTED | MT | 0 | 0 | 2 | 0 |
| COFFEE-SOLUBLE,EXTRACTS | MT | 381 | 255 | 1,841 | 1,187 |
| COCOA BUTTER | MT | 163 | 317 | 2,415 | 2,916 |
| COCOA-CAKE,POWDER,ETC | MT | 276 | 119 | 1,450 | 612 |
| CHOCOLATE PREPARATIONS | MT | 227 | 347 | 262 | 576 |
| TEA-CRUDE OR PREPARED | MT | 4,285 | 5,083 | 13,394 | 15,285 |
| SPICES | MT | 2,072 | 2,338 | 8,422 | 7,817 |
| RUBBER-CRUDE | MT | 345 | 410 | 640 | 478 |
| RUBBER-DRY FORM | MT | 1,521 | 71 | 1,821 | 79 |
| WOOL-UNMFD,FREE | MT | 1,521 | 71 | 1,821 | 79 |
| FIBERS-EX COTTON,JUTE | MT | 1 | 24 | 1 | 32 |
| OILS-ESSENTIAL | MT | 0 | 75 | 0 | 26 |
| DRUGS | MT | 29 | 40 | 524 | 687 |
| OTHER COMPLEMENTARY | NA | 1,610 | 1,528 | 6,064 | 1,587 |
| | | --- | --- | 1,919 | 1,740 |
| SUPPLEMENTARY | NA | --- | --- | --- | --- |
| ANIMALS & ANIMAL PRODS | NA | --- | --- | 671,414 | 868,413 |
| ANIMALS-LIVE,EX PLTRY | NA | --- | --- | 340,806 | 465,621 |
| CATTLE-DUTIABLE | MNO | --- | --- | 184,893 | 212,291 |
| MEATS AND MEAT PRODS | MT | 512 | 333 | 120,703 | 129,059 |
| MEATS-F,L,88-482 | MT | 51,019 | 80,948 | 84,361 | 158,631 |
| MEATS-FRESH,FROZEN | MT | 24,619 | 34,676 | 42,587 | 80,381 |
| REEF AND VEAL | MT | 26,823 | 37,137 | 45,970 | 85,250 |
| PORK | MT | 24,630 | 34,659 | 42,603 | 80,342 |
| MEATS-PREP,PRES | MT | 22,230 | 41,443 | 32,509 | 65,931 |
| BEEF AND VEAL | MT | 1,192 | 1,398 | 4,143 | 5,014 |
| PORK | MT | 34 | 27 | 228 | 212 |
| MUTTON,GCAT, & LAMB | MT | 1,676 | 1,743 | 5,541 | 6,160 |
| POULTRY & PRODUCTS | NA | 6 | 17 | 8 | 49 |
| DAIRY PRODUCTS | NA | --- | --- | 8,740 | 6,800 |
| NONFAT DRY MILK | MT | --- | --- | 5,624 | 8,327 |
| CHEESE | MT | 686 | 679 | 437 | 505 |
| CASEIN AND MIXTURES | MT | 1,489 | 2,107 | 3,974 | 5,661 |
| FATS OILS AND GREASES | MT | 374 | 1,156 | 454 | 1,648 |
| HIDES AND SKINS | MT | 1,760 | 1,221 | 689 | 1,038 |
| SHEEP & LAMB SKINS | MT | --- | --- | 47,608 | 58,605 |
| FURSKINS | NA | 566 | 144 | 325 | 166 |
| WOOL-UMD,EX FREE | MT | --- | --- | 24,835 | 32,567 |
| SAUSAGE CASINGS | NA | 96 | 146 | 101 | 204 |
| OTHER ANIMAL PRODUCTS | NA | --- | --- | 5,030 | 5,580 |
| VEGETABLE PRODUCTS | NA | --- | --- | 3,762 | 4,145 |
| GRAINS AND PREPS | NA | --- | --- | 330,608 | 402,791 |
| WHEAT-EX SEED,ED | MT | --- | --- | 71,881 | 95,760 |
| PARLEY | MT | 25 | 1,405 | 6 | 209 |
| PISCUITS,WAFERS | MT | 95,462 | 153,443 | 10,443 | 17,283 |
| FRUITS AND PREPS | NA | 17,801 | 21,725 | 22,554 | 29,632 |
| FRESH OR FROZEN | MT | --- | --- | 37,098 | 32,579 |
| STRAWBERRIES | MT | 55,591 | 61,515 | 32,383 | 28,267 |
| PREPARED OR PRES | MT | 388 | 646 | 279 | 464 |
| FRUIT JUICES | MLT | 5,152 | 2,402 | 3,233 | 2,772 |
| NUTS AND PREPS | NA | 7,130 | 4,940 | 1,482 | 1,540 |
| VEGETABLES AND PREPS | NA | --- | --- | 674 | 451 |
| FRESH OR FROZEN | NA | --- | --- | 29,008 | 33,838 |
| | | --- | --- | 18,982 | 20,802 |

TABLE 22.--U.S. AGRICULTURAL IMPORTS: QUANTITY AND VALUE, AREA BY COMMODITY GROUP, FISCAL YEARS 1978 AND 1979--CONTINUED

| AREA AND COMMODITY GROUP | UNIT | QUANTITY | | VALUE | |
|-----------------------------|------|-----------|-----------|--------------------|--------------------|
| | | 1978 | 1979 | 1978 1,000 DOL. | 1979 1,000 DOL. |
| TOMATOES | MT | 539 | 436 | 307 | 253 |
| PREPARED OR PRES | NA | --- | --- | 10,026 | 13,036 |
| OLIVES | MLT | 21 | 16 | 41 | 24 |
| MUSHROOMS,CANNED | MT | 126 | 29 | 324 | 145 |
| HOPS & EXTRACT EG | MT | 127 | 44 | 208 | 63 |
| SUGAR AND REL PRODS | NA | --- | --- | 50,722 | 54,040 |
| SUGAR-CANE,BEET | MT | 95,378 | 88,938 | 28,047 | 29,972 |
| MOLASSES INEDIBLE | MLT | 0 | 0 | 6 | 7 |
| CONFECTIONERY PRODS | MT | 1,325 | 2,083 | 1,401 | 2,273 |
| SPICES | MT | 361 | 423 | 299 | 374 |
| TOBACCO,UNMFD | MT | 3,002 | 5,908 | 8,081 | 15,240 |
| TOBACCO-FILLER | MT | 1,193 | 2,598 | 2,625 | 5,520 |
| TOBACCO-SCRAP | MT | 1,594 | 2,762 | 5,380 | 9,622 |
| BEVERGES EX FR JUICE | MLT | 108,230 | 143,949 | 41,072 | 59,581 |
| WINE | MLT | 594 | 415 | 662 | 512 |
| MALT BEVERAGES | MLT | 106,865 | 141,625 | 40,132 | 58,211 |
| FEEDS & FEEDERS | NA | --- | --- | 43,159 | 52,812 |
| OILSEEDS AND PRODS | NA | --- | --- | 18,538 | 27,312 |
| OILSEEDS & OILNUTS | MT | 56,492 | 89,706 | 15,277 | 22,922 |
| FLAYSEED | MT | 18,792 | 55,907 | 3,156 | 13,392 |
| SESAME SEED | MT | 19 | 46 | 18 | 25 |
| OILS AND WAXES-VEG | MT | 4,933 | 5,104 | 2,111 | 2,914 |
| CASTOR OIL | MT | 2 | 0 | 4 | 0 |
| OLIVE OIL | MT | 0 | 9 | 0 | 16 |
| PALM OIL | MT | 363 | 314 | 162 | 189 |
| PALM KERNEL OIL | MT | 11 | 0 | 12 | 0 |
| OILCAKE AND MEAL | MT | 6,092 | 8,678 | 1,150 | 1,476 |
| COTTON LINTERS | MT | 0 | 50 | 0 | 15 |
| SEEDS,FIELD & GARDEN | NA | --- | --- | 21,927 | 19,203 |
| NURSERY STOCK | NA | --- | --- | 6,535 | 8,513 |
| OTHER VEG PRODUCTS | NA | --- | --- | 1,613 | 3,174 |
| LATIN AMERICA,INC CARIBBEAN | --- | --- | --- | 5,688,270 | 6,706,997 |
| COMPLEMENTARY | NA | --- | --- | 3,695,821 | 4,143,381 |
| BANANAS-FRESH | MT | 2,232,491 | 2,316,963 | 336,100 | 377,716 |
| PLANTAINS-FRESH | MT | 66,579 | 69,458 | 12,359 | 12,457 |
| COFFEE-GREEN | MT | 628,988 | 877,073 | 2,435,778 | 2,752,520 |
| COFFEE-ROASTED | MT | 22,083 | 23,154 | 76,407 | 69,980 |
| COFFEE-SOLUBLE,EXTRACTS | MT | 16,777 | 27,590 | 159,229 | 214,792 |
| COCOA BEANS | MT | 77,602 | 82,570 | 254,907 | 272,923 |
| COCOA BUTTER | MT | 11,385 | 16,778 | 49,911 | 82,148 |
| COCOA-CAKE,POWDER,ETC | MT | 21,483 | 20,695 | 86,889 | 70,832 |
| CHOCOLATE PREPARATIONS | MT | 44,251 | 44,431 | 183,906 | 180,059 |
| TEA-CRUDE OR PREPARED | MT | 8,430 | 11,484 | 9,031 | 11,119 |
| SPICES | MT | 15,391 | 16,887 | 27,562 | 24,127 |
| ALLIED GUMS | MT | 200 | 223 | 430 | 510 |
| RUBBER-CRUDE | MT | 248 | 133 | 491 | 116 |
| RUBBER-DRY FORM | MT | 248 | 133 | 491 | 116 |
| SILK-RAW | MT | 84 | 94 | 1,570 | 2,158 |
| WOOL-UNMFD,FREE | MT | 1,716 | 1,768 | 4,341 | 5,599 |
| FIBERS-EX COTTON,JUTE | MT | 23,501 | 22,493 | 13,991 | 14,710 |
| OILS-ESSENTIAL | MT | 2,153 | 2,029 | 28,903 | 31,776 |
| DRUGS | MT | 2,313 | 2,071 | 3,699 | 3,683 |
| OTHER COMPLEMENTARY | NA | --- | --- | 10,242 | 14,161 |
| SUPPLEMENTARY | NA | --- | --- | 1,992,448 | 2,563,618 |
| ANIMALS & ANIMAL PRODS | NA | --- | --- | 476,019 | 678,389 |
| ANIMALS-LIVE,EX PLTRY | NA | --- | --- | 101,988 | 106,287 |

TABLE 22 --U.S. AGRICULTURAL IMPORTS: QUANTITY AND VALUE, AREA BY COMMODITY GROUP, FISCAL YEARS 1978 AND 1979--CONTINUED

| AREA AND COMMODITY GROUP | UNIT | QUANTITY | | VALUE | |
|-----------------------------|------|------------|------------|--------------------|--------------------|
| | | 1978 | 1979 | 1978 1,000 DOL. | 1979 1,000 DOL. |
| CATTLE-DUTIABLE | MNO | 721 | 517 | 96,888 | 103,950 |
| MEATS AND MEAT PRODS | MT | 188,370 | 213,718 | 328,179 | 529,070 |
| MEATS-P.L. 88-482 | MT | 117,447 | 134,343 | 203,383 | 327,828 |
| MEATS-FRESH, FROZEN | MT | 118,597 | 135,933 | 205,138 | 329,139 |
| BEEF AND VEAL | MT | 118,072 | 134,584 | 204,165 | 328,214 |
| PORK | MT | 0 | 9 | 0 | 10 |
| MEATS-PREP, PRES | MT | 69,260 | 78,065 | 121,527 | 197,438 |
| BEEF AND VEAL | MT | 69,190 | 77,555 | 121,429 | 197,223 |
| MUTTON, GOAT, & LAMB | MT | 130 | 140 | 269 | 333 |
| POULTRY & PRODUCTS | NA | --- | --- | 6 | 50 |
| DAIRY PRODUCTS | NA | --- | --- | 11,369 | 8,442 |
| CHEESE | MT | 4,135 | 2,841 | 9,023 | 6,973 |
| CASEIN AND MIXTURES | MT | 1,475 | 794 | 2,004 | 1,447 |
| FATS OILS AND GREASES | MT | 1,873 | 2,022 | 1,709 | 1,829 |
| HIDES AND SKINS | NA | --- | --- | 3,489 | 6,671 |
| SHEEP & LAMB SKINS | MT | 71 | 73 | 145 | 211 |
| FURSKINS | NA | --- | --- | 1,434 | 1,320 |
| WOOL-UNDO, EX FREE | MT | 2,418 | 1,928 | 6,280 | 4,807 |
| SAUSAGE CASINGS | NA | --- | --- | 5,098 | 7,465 |
| OTHER ANIMAL PRODUCTS | NA | --- | --- | 18,004 | 13,756 |
| VEGETABLE PRODUCTS | NA | --- | --- | 1,516,427 | 1,885,225 |
| GRAINS AND PREPS | NA | --- | --- | 22,975 | 23,922 |
| BISCUITS, WAFERS | MT | 4,512 | 5,260 | 4,092 | 5,016 |
| FRUITS AND PREPS | NA | --- | --- | 233,810 | 350,489 |
| FRESH OR FROZEN | MT | 14,746,329 | 17,577,577 | 111,224 | 145,173 |
| STRAWBERRIES | MT | 52,140 | 61,049 | 25,518 | 30,572 |
| PREPARED OR PRES | MT | 46,740 | 44,742 | 22,989 | 28,271 |
| PINEAPPLES | MT | 20,347 | 18,486 | 11,310 | 10,482 |
| FRUIT JUICES | MLT | 481,563 | 504,763 | 99,598 | 177,044 |
| NUTS AND PREPS | NA | --- | --- | 46,766 | 52,204 |
| VEGETABLES AND PREPS | NA | --- | --- | 361,438 | 404,697 |
| FRESH OR FROZEN | NA | --- | --- | 314,695 | 343,215 |
| TOMATOES | MT | 378,945 | 324,539 | 163,927 | 155,207 |
| PREPARED OR PRES | NA | --- | --- | 46,741 | 61,481 |
| OLIVES | MLT | 502 | 253 | 187 | 127 |
| MUSHROOMS, CANNED | MT | 661 | 844 | 1,840 | 2,134 |
| HOPS & EXTRACT FO | MT | 4 | 4 | 10 | 2 |
| SUGAR AND REL PRODS | NA | --- | --- | 583,332 | 739,196 |
| SUGAR-CAKE, BELT | MT | 2,547,770 | 3,113,330 | 502,341 | 633,317 |
| MOLASSES INEDIBLE | MLT | 1,353 | 1,172 | 53,821 | 83,260 |
| CONFECTIONERY PRODS | MT | 10,489 | 9,955 | 8,048 | 8,417 |
| SPICES | MT | 1,456 | 1,663 | 1,924 | 1,959 |
| TOBACCO, UNKFD | MT | 41,875 | 42,032 | 79,394 | 83,457 |
| TOBACCO-FILLER | MT | 9,164 | 6,613 | 17,542 | 15,143 |
| TOBACCO-SCRAP | MT | 28,364 | 29,382 | 56,748 | 61,379 |
| BEVERGES EX FR JUICE | MLT | 28,686 | 38,106 | 15,492 | 21,695 |
| WINE | MLT | 1,406 | 1,084 | 1,241 | 2,268 |
| MALT BEVERAGES | MLT | 24,911 | 32,861 | 13,246 | 17,886 |
| FEEDS & FODDERS | NA | --- | --- | 6,985 | 4,335 |
| OILSEEDS AND PRODS | NA | --- | --- | 77,555 | 87,214 |
| OILSEEDS & OILNUTS | MT | 33,210 | 32,671 | 26,769 | 32,306 |
| SESAME SEED | MT | 30,403 | 32,509 | 24,537 | 31,893 |
| OILS AND WAXES-VEG | MT | 45,600 | 61,575 | 50,176 | 53,515 |
| CASTOR OIL | MT | 31,862 | 41,909 | 27,673 | 30,767 |
| COCONUT OIL | MT | 6 | 4,273 | 13 | 2,547 |
| OLIVE OIL | MT | 145 | 102 | 189 | 138 |
| PALM KERNEL OIL | MT | 0 | 50 | 0 | 47 |
| OILCAKE AND MEAL | MT | 3,175 | 7,819 | 609 | 1,394 |
| COTTON, EX LINTERS | MT | 141 | 468 | 214 | 508 |

TAPLE 22 --U.S. AGRICULTURAL IMPORTS: QUANTITY AND VALUE, AREA BY COMMODITY GROUP, FISCAL YEARS 1978 AND 1979--CONTINUED

| AREA AND COMMODITY GROUP | UNIT | QUANTITY | | VALUE | |
|-----------------------------|------|------------|------------|--------------------|--------------------|
| | | 1978 | 1979 | 1978 1,000 DOL. | 1979 1,000 DOL. |
| COTTON LINTERS | MT | 13,923 | 13,601 | 4,281 | 4,758 |
| SEEDS, FIELD & GARDEN | NA | --- | --- | 6,569 | 7,757 |
| NURSERY STOCK | NA | --- | --- | 57,419 | 78,727 |
| OTHER VEG PRODUCTS | NA | --- | --- | 18,074 | 24,266 |
| MEXICO | --- | --- | --- | 999,505 | 1,241,522 |
| COMPLEMENTARY | NA | --- | --- | 307,034 | 452,335 |
| BANANAS-FRESH | MT | 17,868 | 18,873 | 2,657 | 2,634 |
| PLANTAINS-FRESH | MT | 291 | 615 | 71 | 138 |
| COFFEE-GREEN | MT | 71,013 | 120,808 | 243,927 | 378,936 |
| COFFEE-ROASTED | MT | 4,689 | 3,188 | 20,192 | 12,222 |
| COFFEE-SOLUBLE, EXTRACTS | MT | 421 | 1,427 | 3,483 | 9,690 |
| COCOA PEANS | MT | 1,747 | 1,201 | 5,045 | 3,908 |
| COCOA BUTTER | MT | 2,086 | 3,210 | 8,993 | 14,770 |
| COCOA-CAKE, POWDER, ETC | MT | 198 | 0 | 318 | 0 |
| CHOCOLATE PREPARATIONS | MT | 544 | 662 | 920 | 905 |
| SPICES | MT | 2,794 | 3,635 | 1,785 | 2,869 |
| FIBERS-EX COTTON, JUTE | MT | 7,658 | 8,853 | 6,245 | 7,625 |
| OILS-ESSENTIAL | MT | 463 | 406 | 9,642 | 12,973 |
| DRUGS | MT | 378 | 242 | 577 | 413 |
| OTHER COMPLEMENTARY | NA | --- | --- | 2,279 | 5,253 |
| SUPPLEMENTARY | NA | --- | --- | 692,471 | 789,187 |
| ANIMALS & ANIMAL PRODS | NA | --- | --- | 151,812 | 135,482 |
| ANIMALS-LIVE, EX PLTRY | NA | --- | --- | 97,061 | 101,175 |
| CATTLE-DLTIABLE | MNO | 721 | 517 | 96,877 | 100,950 |
| MEATS AND MEAT PRODS | MT | 29,724 | 11,539 | 49,101 | 27,397 |
| MEATS-P.L. 88-482 | MT | 29,327 | 10,918 | 48,724 | 26,436 |
| MEATS-FRESH, FROZEN | MT | 29,691 | 11,391 | 49,047 | 27,168 |
| BEEF AND VEAL | MT | 29,359 | 11,214 | 48,778 | 27,022 |
| PORK | MT | 0 | 9 | 0 | 10 |
| MEATS-PREP, PRES | MT | 33 | 122 | 54 | 207 |
| BEEF AND VEAL | MT | 33 | 100 | 54 | 184 |
| MUTTON, GCAT. & LAMB | MT | 0 | 17 | 0 | 11 |
| POULTRY & PRODUCTS | NA | --- | --- | 2 | 0 |
| DAIRY PRODUCTS | NA | --- | --- | 4 | 414 |
| CHEESE | MT | 1 | 134 | 4 | 414 |
| FATS OILS AND GREASES | MT | 0 | 1 | 0 | 1 |
| HIDES AND SKINS | NA | --- | --- | 168 | 103 |
| SHEEP & LAMB SKINS | MT | 0 | 1 | 9 | 7 |
| FURSKINS | NA | --- | --- | 70 | 46 |
| WOOL-UMD, EX FREE | MT | 3 | 3 | 14 | 4 |
| SAUSAGE CASINGS | NA | --- | --- | 3,150 | 4,710 |
| OTHER ANIMAL PRODUCTS | NA | --- | --- | 2,312 | 1,678 |
| VEGETABLE PRODUCTS | NA | --- | --- | 540,658 | 653,706 |
| GRAINS AND PREPS | NA | --- | --- | 6,156 | 10,349 |
| PISCUITS, WAFERS | MT | 2,783 | 3,917 | 2,456 | 3,712 |
| FRUITS AND PREPS | NA | --- | --- | 111,124 | 138,078 |
| FRESH OR FROZEN | MT | 13,899,911 | 16,487,522 | 81,612 | 104,937 |
| STRAWBERRIES | MT | 52,140 | 60,995 | 25,518 | 39,535 |
| PREPARED OR PRES | MT | 31,859 | 34,773 | 17,086 | 21,658 |
| PINEAPPLES | MT | 20,245 | 18,436 | 11,251 | 10,452 |
| FRUIT JUICES | MLT | 56,704 | 49,372 | 12,426 | 11,483 |
| NUTS AND PREPS | NA | --- | --- | 1,003 | 2,781 |
| VEGETABLES AND PREPS | NA | --- | --- | 323,741 | 359,457 |
| FRESH OR FROZEN | NA | --- | --- | 293,229 | 321,440 |
| TOMATOES | MT | 377,574 | 323,548 | 163,441 | 154,903 |
| PREPARED OR PRES | NA | --- | --- | 30,512 | 38,017 |

TABLE 22 --U.S. AGRICULTURAL IMPORTS: QUANTITY AND VALUE, AREA BY COMMODITY GROUP, FISCAL YEARS 1978 AND 1979--CONTINUED

| AREA AND COMMODITY GROUP | UNIT | QUANTITY | | VALUE | |
|-----------------------------|------|-----------|-----------|--------------------|--------------------|
| | | 1978 | 1979 | 1978 1,000 DOL. | 1979 1,000 DOL. |
| OLIVES | MLT | 492 | 202 | 176 | 79 |
| HOPS & EXTRACT EQ | MT | 4 | 4 | 10 | 2 |
| SUGAR AND REL PRODS | NA | --- | --- | 26,541 | 58,056 |
| SUGAR-CANE,BEET | MT | 27 | 86,140 | 14 | 21,868 |
| MOLASSES INEDIBLE | MLT | 529 | 378 | 19,153 | 28,590 |
| CONFECTIONERY PRODS | MT | 702 | 871 | 627 | 943 |
| SPICES | MT | 1,451 | 1,663 | 1,992 | 1,959 |
| TOBACCO,UNPFD | MT | 10,063 | 9,838 | 17,589 | 18,056 |
| TOBACCO-FILLER | MT | 5,279 | 3,782 | 8,324 | 7,276 |
| TOBACCO-SCRAP | MT | 4,052 | 4,457 | 8,668 | 8,638 |
| BEVERGES EX FR JUICE | MLT | 26,297 | 35,618 | 13,923 | 19,293 |
| WINE | MLT | 98 | 140 | 126 | 251 |
| MALT BEVERAGES | MLT | 24,399 | 32,408 | 12,915 | 17,608 |
| FEEDS & FEEDERS | NA | --- | --- | 2,853 | 1,137 |
| OILSEEDS AND PRODS | NA | --- | --- | 16,785 | 22,936 |
| OILSEEDS & OILNUTS | MT | 18,263 | 20,645 | 15,119 | 21,312 |
| SESAME SEED | MT | 18,125 | 20,561 | 14,986 | 20,995 |
| OILS AND WAXES-VEG | MT | 1,132 | 593 | 1,656 | 1,462 |
| OILCAKE AND MEAL | MT | 20 | 915 | 10 | 161 |
| COTTON,EX LINTERS | MT | 91 | 468 | 142 | 508 |
| COTTON LINTERS | MT | 9,096 | 8,764 | 3,418 | 3,504 |
| SEEDS,FIELD & GARDEN | NA | --- | --- | 2,275 | 2,462 |
| NURSERY STOCK | NA | --- | --- | 410 | 386 |
| OTHER VEG PRODUCTS | NA | --- | --- | 13,598 | 14,746 |
| CENTRAL AMERICA | --- | --- | --- | 1,165,394 | 1,427,135 |
| COMPLEMENTARY | NA | --- | --- | 827,486 | 927,156 |
| BANANAS-FRESH | MT | 1,512,800 | 1,597,276 | 227,704 | 257,534 |
| PLANTAINS-FRESH | MT | 13,411 | 16,873 | 2,370 | 3,309 |
| COFFEE-GREEN | MT | 142,010 | 208,991 | 538,536 | 604,571 |
| COFFEE-ROASTED | MT | 3,424 | 5,293 | 12,257 | 14,550 |
| COFFEE-SOLUBLE,EXTRACTS | MT | 538 | 802 | 4,740 | 5,841 |
| COCOA BEANS | MT | 7,495 | 5,487 | 26,075 | 19,300 |
| COCOA BUTTER | MT | 894 | 1,241 | 3,683 | 6,357 |
| COCOA-CAKE,POWDER,ETC | MT | 796 | 1,127 | 2,586 | 3,835 |
| CHOCOLATE PREPARATIONS | MT | 266 | 927 | 1,114 | 3,700 |
| TEA-CRUDE OR PREPARED | MT | 0 | 0 | 2 | 0 |
| SPICES | MT | 675 | 611 | 1,650 | 1,327 |
| ALLIED GUMS | MT | 3 | 0 | 5 | 0 |
| FIBERS-EX COTTON,JUTE | MT | 100 | 0 | 40 | 0 |
| OILS-ESSENTIAL | MT | 241 | 196 | 1,071 | 1,067 |
| DRUGS | MT | 298 | 153 | 468 | 454 |
| OTHER COMPLEMENTARY | NA | --- | --- | 5,189 | 5,312 |
| SUPPLEMENTARY | NA | --- | --- | 337,907 | 499,981 |
| ANIMALS & ANIMAL PRODS | NA | --- | --- | 158,834 | 294,697 |
| ANIMALS-LIVE,EX PLTRY | NA | --- | --- | 463 | 104 |
| MEATS AND MEAT PRODS | MT | 88,148 | 120,127 | 154,212 | 203,299 |
| * MEATS-P.L.88-482 | MT | 87,414 | 119,873 | 157,257 | 242,931 |
| MEATS-FRESH,FROZEN | MT | 88,142 | 120,094 | 154,192 | 203,243 |
| BEEF AND VEAL | MT | 88,075 | 119,941 | 154,137 | 203,053 |
| MEATS-PREP,PRES | MT | 6 | 33 | 20 | 57 |
| BEEF AND VEAL | MT | 6 | 33 | 20 | 57 |
| POULTRY & PRODUCTS | NA | --- | --- | 0 | 33 |
| DAIRY PRODUCTS | NA | --- | --- | 202 | 309 |
| CHEESE | MT | 67 | 96 | 202 | 309 |
| FATS OILS AND GREASES | MT | 22 | 0 | 20 | 0 |
| HIDES AND SKINS | NA | --- | --- | 213 | 172 |

TABLE 22 --U.S. AGRICULTURAL IMPORTS: QUANTITY AND VALUE, AREA BY COMMODITY GROUP, FISCAL YEARS 1978 AND 1979--CONTINUED

| AREA AND COMMODITY GROUP | UNIT | QUANTITY | | VALUE | |
|-----------------------------|------|----------|-----------|--------------------|--------------------|
| | | 1978 | 1979 | 1978 1,000 DOL. | 1979 1,000 DOL. |
| SAUSAGE CASINGS | NA | --- | --- | 9 | 0 |
| OTHER ANIMAL PRODUCTS | NA | --- | --- | 715 | 781 |
| VEGETABLE PRODUCTS | NA | --- | --- | 182,073 | 205,281 |
| GRAINS AND PREPS | NA | --- | --- | 521 | 627 |
| BISCUITS, WAFERS | MT | 181 | 122 | 174 | 130 |
| FRUITS AND PREPS | NA | --- | --- | 5,689 | 6,060 |
| FRESH OR FROZEN | MT | 803,561 | 1,019,111 | 5,032 | 5,656 |
| STRAWBERRIES | MT | 0 | 25 | 0 | 15 |
| PREPARED OR PRES | MT | 2,984 | 522 | 650 | 282 |
| PINEAPPLES | MT | 97 | 49 | 56 | 28 |
| FRUIT JUICES | MLT | 9 | 151 | 5 | 123 |
| NUTS AND PREPS | NA | --- | --- | 1,908 | 1,744 |
| VEGETABLES AND PREPS | NA | --- | --- | 7,527 | 8,537 |
| FRESH OR FROZEN | NA | --- | --- | 5,406 | 6,322 |
| TOMATOES | MT | 185 | 79 | 99 | 41 |
| PREPARED OR PRES | NA | --- | --- | 2,119 | 2,214 |
| MUSHROOMS, CANNED | MT | 531 | 486 | 1,603 | 1,495 |
| SUGAR AND REL PRODS | NA | --- | --- | 125,739 | 143,778 |
| SUGAR-CANE, BEET | MT | 539,092 | 616,911 | 113,631 | 127,780 |
| MOLASSES INEDIBLE | MLT | 269 | 202 | 11,606 | 15,242 |
| CONFECTIONERY PRODS | MT | 7 | 22 | 6 | 35 |
| TOBACCO, UNMFD | MT | 6,161 | 6,906 | 18,604 | 19,364 |
| TOBACCO-FILLER | MT | 995 | 872 | 3,314 | 3,352 |
| TOBACCO-SCRAP | MT | 4,365 | 4,358 | 11,616 | 11,990 |
| BEVERGES EX FR JUICE | MLT | 130 | 45 | 79 | 37 |
| WINE | MLT | 72 | 0 | 40 | 0 |
| MALT BEVERAGES | MLT | 44 | 40 | 30 | 33 |
| FEEDS & FODDERS | NA | --- | --- | 125 | 102 |
| OILSEEDS AND PRODS | NA | --- | --- | 9,648 | 11,824 |
| OILSEEDS & OILNUTS | MT | 12,373 | 11,939 | 9,645 | 10,892 |
| SESAME SEED | MT | 12,277 | 11,923 | 9,551 | 10,886 |
| OILS AND WAXES-VEG | MT | 1 | 2 | 3 | 5 |
| COCONUT OIL | MT | 1 | 2 | 3 | 5 |
| OILCAKE AND MEAL | MT | 0 | 5,300 | 0 | 928 |
| COTTON LINTERS | MT | 711 | 896 | 300 | 411 |
| SEEDS, FIELD & GARDEN | NA | --- | --- | 3,078 | 3,800 |
| NURSERY STOCK | NA | --- | --- | 8,831 | 8,986 |
| OTHER VEG PRODUCTS | NA | --- | --- | 24 | 9 |
| CARIBBEAN | --- | --- | --- | 506,553 | 443,077 |
| COMPLEMENTARY | NA | --- | --- | 288,922 | 197,995 |
| BANANAS-FRESH | MT | 14,190 | 4,099 | 2,065 | 613 |
| PLANTAINS-FRESH | MT | 606 | 425 | 176 | 92 |
| COFFEE-GREEN | MT | 44,869 | 18,863 | 164,648 | 58,927 |
| COFFEE-ROASTED | MT | 5,424 | 6,278 | 20,540 | 20,489 |
| COFFEE-SOLUBLE, EXTRACTS | MT | 2 | 7 | 12 | 102 |
| COCOA BEANS | MT | 27,098 | 32,309 | 83,897 | 100,731 |
| COCOA BUTTER | MT | 230 | 423 | 971 | 2,171 |
| COCOA-CAKE, POWDER, ETC | MT | 41 | 109 | 136 | 256 |
| CHOCOLATE PREPARATIONS | MT | 527 | 319 | 1,862 | 1,139 |
| SPICES | MT | 1,284 | 1,298 | 1,652 | 1,897 |
| RUBBER-CRUDE | MT | 72 | 92 | 52 | 72 |
| RUBBER-DRY FORM | MT | 72 | 92 | 52 | 72 |
| FIBERS-EX COTTON, JUTE | MT | 92 | 183 | 43 | 72 |
| OILS-ESSENTIAL | MT | 376 | 379 | 11,379 | 9,989 |
| DRUGS | MT | 38 | 16 | 45 | 31 |
| OTHER COMPLEMENTARY | NA | --- | --- | 1,443 | 1,414 |
| SUPPLEMENTARY | NA | --- | --- | 217,630 | 245,082 |

TABLE 22. --U.S. AGRICULTURAL IMPORTS: QUANTITY AND VALUE, AREA BY COMMODITY GROUP, FISCAL YEARS 1978 AND 1979 -CONTINUED

| AREA AND COMMODITY GROUP | UNIT | QUANTITY | | VALUE | |
|-----------------------------|------|----------|---------|--------------------|--------------------|
| | | 1978 | 1979 | 1978 1,000 DOL. | 1979 1,000 DOL. |
| ANIMALS & ANIMAL PRODS | NA | --- | --- | 4,687 | 12,746 |
| ANIMALS-LIVE,EX PLTRY | NA | --- | --- | 117 | 40 |
| CATTLE-DUTIABLE | MNO | 0 | 0 | 11 | 0 |
| MEATS AND MEAT PRODS | MT | 882 | 3,739 | 2,152 | 9,219 |
| MEATS-P.L.88-482 | MT | 706 | 3,552 | 1,402 | 8,461 |
| MEATS-FRESH,FROZEN | MT | 701 | 3,517 | 1,777 | 8,701 |
| PEEF AND VEAL | MT | 576 | 3,429 | 1,134 | 8,139 |
| MEATS-PREP,PRES | MT | 51 | 99 | 107 | 197 |
| BEEF AND VEAL | MT | 12 | 2 | 30 | 5 |
| MUTTON,GCAT, & LAMB | MT | 130 | 123 | 269 | 322 |
| POULTRY & PRODUCTS | NA | --- | --- | 2 | 3 |
| DAIRY PRODUCTS | NA | --- | --- | 272 | 350 |
| CHEESE | MT | 107 | 131 | 272 | 350 |
| FATS OILS AND GREASES | MT | 30 | 0 | 217 | 1 |
| HIDES AND SKINS | NA | --- | --- | 704 | 1,368 |
| FURSKINS | NA | --- | --- | 0 | 0 |
| SAUSAGE CASINGS | NA | --- | --- | 387 | 810 |
| OTHER ANIMAL PRODUCTS | NA | --- | --- | 837 | 954 |
| VEGETABLE PRODUCTS | NA | --- | --- | 212,944 | 232,336 |
| GRAINS AND PREPS | NA | --- | --- | 4,893 | 4,550 |
| PISCUIITS,WAFERS | MT | 328 | 272 | 375 | 329 |
| FRUITS AND PREPS | NA | --- | --- | 3,328 | 3,472 |
| FRESH OR FROZEN | MT | 2,487 | 12,950 | 761 | 1,289 |
| PREPARED OR PRES | MT | 7,007 | 4,924 | 2,409 | 2,148 |
| PINEAPPLES | MT | 1 | 0 | 1 | 0 |
| FRUIT JUICES | MLT | 130 | 120 | 158 | 33 |
| NUTS AND PREPS | NA | --- | --- | 2,280 | 2,616 |
| VEGETABLES AND PREPS | NA | --- | --- | 18,281 | 17,752 |
| FRESH OR FROZEN | NA | --- | --- | 13,540 | 11,738 |
| TOMATOES | MT | 1,142 | 912 | 372 | 263 |
| PREPARED OR PRES | NA | --- | --- | 4,742 | 6,014 |
| MUSHROOMS,CANNED | MT | 128 | 347 | 233 | 619 |
| SUGAR AND REL PRODS | NA | --- | --- | 173,300 | 191,327 |
| SUGAR-CANE,BEET | MT | 802,686 | 813,405 | 159,993 | 170,193 |
| MOLASSES INEDIBLE | MLT | 242 | 259 | 9,591 | 17,353 |
| CONFECTIONERY PRODS | MT | 72 | 100 | 71 | 92 |
| TOBACCO,UNMFD | MT | 3,881 | 3,721 | 7,172 | 7,549 |
| TOBACCO-FILLER | MT | 563 | 544 | 1,897 | 2,181 |
| TOBACCO-SCRAP | MT | 2,622 | 2,607 | 5,125 | 5,254 |
| BEVERGES EX FR JUICE | MLT | 595 | 238 | 379 | 180 |
| WINE | MLT | 0 | 6 | 0 | 24 |
| MALT BEVERAGES | MLT | 320 | 216 | 220 | 141 |
| FEEDS & FODDERS | NA | --- | --- | 432 | 644 |
| OILSEEDS AND PRODS | NA | --- | --- | 1,467 | 2,554 |
| OILSEEDS & OILNUTS | MT | 1,925 | 28 | 1,433 | 12 |
| SESAME SEED | MT | 1 | 20 | 0 | 8 |
| OILS AND WAXES-VEG | MT | 8 | 4,271 | 33 | 2,542 |
| CASTOR OIL | MT | 0 | 0 | 1 | 0 |
| COCONUT OIL | MT | 5 | 4,271 | 10 | 2,542 |
| SEEDS,FIELD & GARDEN | NA | --- | --- | 25 | 54 |
| NURSERY STOCK | NA | --- | --- | 1,038 | 1,254 |
| OTHER VEG PRODCUTS | NA | --- | --- | 350 | 384 |
| SOUTH AMERICA | --- | --- | --- | 3,016,818 | 3,595,263 |
| COMPLEMENTARY | NA | --- | --- | 2,272,379 | 2,565,895 |
| BANANAS-FRESH | MT | 687,633 | 696,721 | 103,674 | 116,935 |
| PLANTAINS-FRESH | MT | 52,271 | 51,545 | 9,742 | 8,018 |
| COFFEE-GREEN | MT | 371,096 | 528,411 | 1,488,667 | 1,710,086 |

TABLE 22.--U.S. AGRICULTURAL IMPORTS: QUANTITY AND VALUE, AREA BY COMMODITY GROUP, FISCAL YEARS 1978 AND 1979--CONTINUED

| AREA AND COMMODITY GROUP | UNIT | QUANTITY | | VALUE | |
|-----------------------------|------|-----------|-----------|--------------------|--------------------|
| | | 1978 | 1979 | 1978 1,000 DOL. | 1979 1,000 DOL. |
| COFFEE-ROASTED | MT | 8,546 | 8,395 | 23,418 | 22,719 |
| COFFEE-SOLUBLE,EXTRACTS | MT | 15,816 | 25,344 | 150,994 | 199,159 |
| COCOA BEANS | MT | 41,262 | 43,604 | 138,990 | 148,984 |
| COCOA BUTTER | MT | 8,185 | 11,904 | 36,264 | 58,850 |
| COCOA-CAKE,PCWDER,ETC | MT | 20,628 | 19,449 | 83,849 | 66,741 |
| CHOCOLATE PREPARATIONS | MT | 42,914 | 42,523 | 180,090 | 174,315 |
| TEA-CRUDE OR PREPARED | MT | 8,430 | 11,484 | 9,029 | 11,119 |
| SPICES | MT | 10,638 | 11,743 | 22,475 | 20,034 |
| ALLIED GUMS | MT | 197 | 223 | 425 | 510 |
| RUBBER-CRUDE | MT | 176 | 41 | 439 | 44 |
| RUBBER-DRY FORM | MT | 176 | 41 | 439 | 44 |
| SILK-RAW | MT | 84 | 94 | 1,570 | 2,158 |
| WOOL-UNMFD,FREE | MT | 1,716 | 1,768 | 4,341 | 5,599 |
| FIBERS-EX COTTON,JUTE | MT | 15,651 | 13,457 | 7,663 | 7,013 |
| OILS-ESSENTIAL | MT | 1,073 | 958 | 6,811 | 7,747 |
| DRUGS | MT | 1,599 | 1,660 | 2,609 | 2,785 |
| OTHER COMPLEMENTARY | NA | --- | --- | 1,331 | 2,182 |
| SUPPLEMENTARY | NA | --- | --- | 744,440 | 1,029,368 |
| ANIMALS & ANIMAL PRODS | NA | --- | --- | 163,686 | 235,464 |
| ANIMALS-LIVE,EX PLTRY | NA | --- | --- | 4,247 | 4,968 |
| MEATS AND MEAT PRODS | MT | 69,616 | 78,313 | 122,714 | 199,155 |
| MEATS-FRESH,FROZEN | MT | 63 | 31 | 122 | 27 |
| BEEF AND VEAL | MT | 58 | 0 | 116 | 0 |
| MEATS-PREP,PRES | MT | 69,170 | 77,811 | 121,346 | 196,977 |
| BEEF AND VEAL | MT | 69,135 | 77,811 | 121,325 | 196,977 |
| POULTRY & PRODUCTS | NA | --- | --- | 2 | 14 |
| DAIRY PRODUCTS | NA | --- | --- | 10,891 | 7,369 |
| CHEESE | MT | 3,960 | 2,480 | 8,545 | 5,900 |
| CASEIN AND MIXTURES | MT | 1,475 | 794 | 2,004 | 1,447 |
| FATS OILS AND GREASES | MT | 1,821 | 2,021 | 1,472 | 1,827 |
| HIDES AND SKINS | NA | --- | --- | 2,484 | 5,028 |
| SHEEP & LAMB SKINS | MT | 71 | 72 | 136 | 204 |
| FURSKINS | NA | --- | --- | 1,364 | 1,274 |
| WOOL-UMD,EX FREE | MT | 2,415 | 1,925 | 6,266 | 4,803 |
| SAUSAGE CASINGS | NA | --- | --- | 1,552 | 1,445 |
| OTHER ANIMAL PRODUCTS | NA | --- | --- | 14,140 | 10,363 |
| VEGETABLE PRODUCTS | NA | --- | --- | 580,752 | 793,902 |
| GRAINS AND PREPS | NA | --- | --- | 11,405 | 8,396 |
| PISCUITS,WAFERS | MT | 1,220 | 949 | 1,087 | 845 |
| FRUITS AND PREPS | NA | --- | --- | 113,669 | 202,879 |
| FRESH OR FROZEN | MT | 40,370 | 57,954 | 23,819 | 33,291 |
| STRAWBERRIES | MT | 0 | 29 | 0 | 22 |
| PREPARED OR PRES | MT | 4,890 | 4,923 | 2,844 | 4,183 |
| PINEAPPLES | MT | 4 | 1 | 2 | 2 |
| FRUIT JUICES | MLT | 424,720 | 855,120 | 87,009 | 165,405 |
| NUTS AND PREPS | NA | --- | --- | 41,575 | 45,013 |
| VEGETABLES AND PREPS | NA | --- | --- | 11,889 | 18,951 |
| FRESH OR FROZEN | NA | --- | --- | 2,520 | 7,715 |
| TOMATOES | MT | 44 | 0 | 15 | 0 |
| PREPARED OR PRES | NA | --- | --- | 9,368 | 15,236 |
| OLIVES | MLT | 10 | 51 | 11 | 48 |
| MUSHROOMS,CANNED | MT | 2 | 11 | 4 | 20 |
| SUGAR AND REL PRODS | NA | --- | --- | 257,752 | 346,035 |
| SUGAR-CANE,BEET | MT | 1,205,965 | 1,596,874 | 228,703 | 313,476 |
| MOLASSES INEDIBLE | MLT | 31* | 293 | 13,471 | 22,085 |
| CONFECTIONERY PRODS | MT | 9,708 | 8,962 | 7,344 | 7,347 |
| SPICES | MT | 5 | 0 | 22 | 0 |
| TOPACCO,UNMFD | MT | 21,770 | 21,567 | 36,029 | 38,528 |

TABLE 22--U.S. AGRICULTURAL IMPORTS: QUANTITY AND VALUE, AREA BY COMMODITY GROUP, FISCAL YEARS 1978 AND 1979--CONTINUED

| AREA AND COMMODITY GROUP | UNIT | QUANTITY | | VALUE | |
|-----------------------------|------|----------|---------|--------------------|---------------------|
| | | 1978 | 1979 | 1978 1,000 DOL. | 1979; 1,000 DOL. |
| TOBACCO-FILLER | MT | 2,327 | 1,415 | 4,007 | 2,334 |
| TOBACCO-SCRAP | MT | 17,325 | 17,920 | 31,339 | 35,497 |
| BEVERGES EX FR JUICE | MLT | 1,664 | 2,205 | 1,311 | 2,185 |
| WINE | MLT | 1,236 | 1,848 | 1,075 | 1,993 |
| MALT BEVERAGES | MLT | 148 | 197 | 81 | 104 |
| FEEDS & FODDERS | NA | --- | --- | 4,375 | 2,452 |
| OILSEEDS AND PRODS | NA | --- | --- | 49,655 | 49,900 |
| OILSEEDS & OILNUTS | MT | 649 | 50 | 572 | 90 |
| SESAME SEED | MT | 0 | 5 | 0 | 4 |
| OILS AND WAXES-VEG | MT | 44,459 | 56,709 | 48,484 | 49,506 |
| CASTOR OIL | MT | 31,862 | 41,959 | 27,672 | 30,767 |
| OLIVE OIL | MT | 145 | 102 | 189 | 138 |
| PALM KERNEL OIL | MT | 0 | 50 | 0 | 47 |
| OILCAKE AND MEAL | MT | 3,155 | 1,600 | 599 | 305 |
| COTTON EX LINTERS | MT | 50 | 0 | 72 | 0 |
| COTTON LINTERS | MT | 4,116 | 4,341 | 563 | 843 |
| SEEDS, FIELD & GARDEN | NA | --- | --- | 1,191 | 1,441 |
| NURSERY STOCK | NA | --- | --- | 47,140 | 68,101 |
| OTHER VEG PRODUCTS | NA | --- | --- | 4,105 | 9,127 |
| EUROPE | --- | --- | --- | 2,531,752 | 2,773,913 |
| COMPLEMENTARY | NA | --- | --- | --- | --- |
| COFFEE-GREEN | MT | 594 | 1,004 | 394,449 | 368,667 |
| COFFEE-ROASTED | MT | 95 | 110 | 2,713 | 4,349 |
| COFFEE-SOLUBLE, EXTRACTS | MT | 1,480 | 2,817 | 687 | 658 |
| COCOA BEANS | MT | 582 | 520 | 28,702 | 33,799 |
| COCOA BUTTER | MT | 1,367 | 2,968 | 1,703 | 2,053 |
| COCOA-CAKE, POWDER, ETC | MT | 40,313 | 31,619 | 6,397 | 15,425 |
| CHOCOLATE PREPARATIONS | MT | 17,447 | 18,320 | 191,462 | 146,822 |
| TEA-CRUDE OR PREPARED | MT | 4,564 | 5,553 | 46,893 | 49,577 |
| SPICES | MT | 6,701 | 7,718 | 8,122 | 8,169 |
| ALLIED GUMS | MT | 0 | 0 | 11,470 | 14,686 |
| RUBBER-CRUDE | MT | 435 | 69 | 1 | 0 |
| RUBBER-DRY FORM | MT | 435 | 69 | 529 | 88 |
| WOOL-UNMF, FREE | MT | 1,103 | 1,362 | 529 | 88 |
| FIBERS-EX COTTON, JUTE | MT | 17 | 228 | 3,074 | 4,249 |
| OILS-ESSENTIAL | MT | 952 | 982 | 7 | 77 |
| DRUGS | MT | 7,511 | 8,375 | 26,805 | 28,468 |
| OTHER COMPLEMENTARY | NA | --- | --- | 63,286 | 58,093 |
| SUPPLEMENTARY | NA | --- | --- | 2,594 | 2,131 |
| ANIMALS & ANIMAL PRODS | NA | --- | --- | 2,137,303 | 2,405,246 |
| ANIMALS-LIVE, EX PLTRY | NA | --- | --- | 877,511 | 943,978 |
| CATTLE-DUTIABLE | NA | --- | --- | 19,200 | 28,125 |
| MEATS AND MEAT PRODS | MT | 0 | 0 | 117 | 109 |
| MEATS-P.L. 88-482 | MT | 126,226 | 127,441 | 434,627 | 446,084 |
| MEATS-FRESH, FROZEN | MT | 42 | 19 | 72 | 33 |
| BEEF AND VEAL | MT | 790 | 1,570 | 1,932 | 3,900 |
| PORK | MT | 21 | 19 | 55 | 33 |
| MEATS-PREP, PRES | MT | 17 | 0 | 65 | 0 |
| BEEF AND VEAL | MT | 124,378 | 125,064 | 429,744 | 440,033 |
| PORK | MT | 986 | 1,272 | 2,812 | 3,586 |
| MUTTON, GOAT, & LAMB | MT | 119,900 | 120,182 | 417,270 | 426,664 |
| POULTRY & PRODUCTS | NA | 37 | 19 | 41 | 33 |
| DAIRY PRODUCTS | NA | --- | --- | 39,405 | 22,735 |
| NONFAT DRY MILK | MT | 1 | 1 | 208,730 | 247,743 |
| CHEESE | MT | 70,841 | 79,981 | 3 | 2 |
| CASEIN AND MIXTURES | MT | 11,452 | 11,858 | 191,904 | 225,394 |
| | | | | 14,138 | 18,855 |

TABLE 22 --U.S. AGRICULTURAL IMPORTS: QUANTITY AND VALUE, AREA BY COMMODITY GROUP, FISCAL YEARS 1978 AND 1979--CONTINUED

| AREA AND COMMODITY GROUP | UNIT | QUANTITY | | VALUE | |
|-----------------------------|------|----------|---------|--------------------|--------------------|
| | | 1978 | 1979 | 1978 1,000 DOL. | 1979 1,000 DOL. |
| FATS OILS AND GREASES | MT | 2,884 | 2,941 | 1,557 | 1,866 |
| HIDES AND SKINS | NA | --- | --- | 107,651 | 140,857 |
| SHEEP & LAMB SKINS | MT | 557 | 843 | 1,568 | 3,450 |
| FURSKINS | NA | --- | --- | 103,556 | 134,758 |
| WOOL-UMD,EX FREE | MT | 267 | 160 | 1,956 | 978 |
| SAUSAGE CASINGS | NA | --- | --- | 25,626 | 24,177 |
| OTHER ANIMAL PRODUCTS | NA | --- | --- | 38,761 | 31,412 |
| VEGETABLE PRODUCTS | NA | --- | --- | 1,259,793 | 1,461,267 |
| GRAINS AND PREPS | NA | --- | --- | 55,627 | 59,292 |
| WHEAT-EX SEED,ED | MT | 4 | 0 | 2 | 0 |
| BARLEY | MT | 9 | 440 | 0 | 64 |
| CRISCKITS,WAFERS | MT | 17,180 | 14,930 | 36,502 | 36,508 |
| FRUITS AND PREPS | NA | --- | --- | 26,593 | 45,986 |
| FRESH OR FROZEN | MT | 5,470 | 5,400 | 3,160 | 3,664 |
| STRAWBERRIES | MT | 4,775 | 3,746 | 2,788 | 2,502 |
| PREPARED OR PRES | MT | 15,361 | 16,960 | 14,453 | 21,143 |
| PINEAPPLES | MT | 79 | 17 | 40 | 15 |
| FRUIT JUICES | MLT | 25,135 | 56,488 | 8,970 | 21,180 |
| NUTS AND PREPS | NA | --- | --- | 7,981 | 5,817 |
| VEGETABLES AND PREPS | NA | --- | --- | 202,672 | 170,523 |
| FRESH OR FROZEN | NA | --- | --- | 4,642 | 4,201 |
| PREPARED OR PRES | NA | --- | --- | 198,027 | 166,323 |
| OLIVES | MLT | 66,377 | 49,509 | 70,336 | 67,765 |
| MUSHROOMS,CANNED | MT | 373 | 511 | 1,616 | 1,426 |
| HOPS & EXTRACT EQ | MT | 4,513 | 4,938 | 12,365 | 16,667 |
| SUGAR AND REL PRODS | NA | --- | --- | 72,757 | 85,074 |
| SUGAR-CANE,BEET | MT | 92,372 | 25,456 | 24,757 | 3,059 |
| MOLASSES INEDIBLE | MLT | 50 | 107 | 3,283 | 6,963 |
| CONFECTIONERY PRODS | MT | 25,505 | 27,212 | 44,058 | 74,331 |
| SPICES | MT | 5,868 | 7,010 | 9,135 | 10,937 |
| TOBACCO,UNMFD | MT | 37,338 | 40,057 | 105,542 | 109,142 |
| TOBACCO-FILLER | MT | 35,369 | 32,879 | 103,284 | 98,481 |
| TOBACCO-SCRAP | MT | 1,783 | 7,042 | 2,227 | 10,475 |
| BEVERGES EX FR JUICE | MLT | 536,675 | 635,478 | 642,635 | 819,897 |
| VINE | MLT | 308,270 | 339,122 | 488,215 | 596,342 |
| MALT BEVERAGES | MLT | 227,611 | 295,472 | 153,740 | 222,917 |
| FEEDS & FODDERS | NA | --- | --- | 11,674 | 13,293 |
| OILSEEDS AND PRODS | NA | --- | --- | 57,144 | 64,847 |
| OILSEEDS & OILNUTS | MT | 1,865 | 1,188 | 2,271 | 838 |
| FLAXSEED | MT | 20 | 0 | 17 | 0 |
| OILS AND WAXES-VEG | MT | 43,783 | 42,726 | 54,871 | 63,998 |
| CASTOR OIL | MT | 10 | 0 | 21 | 2 |
| COCONUT OIL | MT | 8 | 11 | 10 | 19 |
| OLIVE OIL | MT | 26,685 | 26,185 | 35,495 | 40,473 |
| PALM OIL | MT | 1 | 14 | 1 | 13 |
| PALM KERNEL OIL | MT | 7,374 | 5,754 | 8,304 | 9,350 |
| OILCAKE AND MEAL | MT | 1 | 5 | 2 | 11 |
| SEEDS,FIELD & GARDEN | NA | --- | --- | 8,665 | 10,614 |
| NURSERY STOCK | NA | --- | --- | 36,893 | 40,376 |
| OTHER VEG PRODUCTS | NA | --- | --- | 22,474 | 25,468 |
| WESTERN EUROPE | --- | --- | --- | 2,180,387 | 2,398,161 |
| COMPLEMENTARY | NA | --- | --- | 387,503 | 361,613 |
| COFFEE-GREEN | MT | 594 | 1,094 | 2,713 | 4,369 |
| COFFEE-ROASTED | MT | 99 | 110 | 687 | 658 |
| COFFEE-SOLUBLE,EXTRACTS | MT | 1,480 | 2,817 | 28,702 | 33,799 |
| COCOA BEANS | MT | 582 | 520 | 1,703 | 2,053 |
| COCOA BUTTER | MT | 1,367 | 2,968 | 6,397 | 15,425 |

TABLE 22 --U.S. AGRICULTURAL IMPORTS: QUANTITY AND VALUE, AREA BY COMMODITY GROUP, FISCAL YEARS 1978 AND 1979--CONTINUED

| AREA AND COMMODITY GROUP | UNIT | QUANTITY | | VALUE | |
|--------------------------|------|----------|--------|--------------------|--------------------|
| | | 1978 | 1979 | 1978 1,000 DOL. | 1979 1,000 DOL. |
| COCOA-CAKE, POWDER, ETC | MT | 40,117 | 31,594 | 190,599 | 146,717 |
| CHOCOLATE PREPARATIONS | MT | 17,206 | 18,040 | 46,540 | 49,158 |
| TEA-CRUDE OR PREPARED | MT | 4,460 | 5,203 | 7,959 | 7,876 |
| SPICES | MT | 4,751 | 5,469 | 8,963 | 10,714 |
| ALLIED GUMS | MT | 0 | 0 | 1 | 0 |
| RUBBER-CRUDE | MT | 439 | 69 | 529 | 88 |
| RUBBER-DRY FORM | MT | 439 | 69 | 529 | 88 |
| WOOL-UNMFD, FREE | MT | 1,063 | 1,348 | 2,975 | 4,217 |
| FIBERS-EX COTTON, JUTE | MT | 17 | 228 | 7 | 77 |
| OILS-ESSENTIAL | MT | 910 | 936 | 25,559 | 26,501 |
| DRUGS | MT | 7,350 | 8,352 | 61,832 | 58,020 |
| OTHP COMPLEMENTARY | NA | --- | --- | 2,334 | 1,941 |
| SUPPLEMENTARY | NA | --- | --- | 1,792,885 | 2,036,548 |
| ANIMALS & ANIMAL PRODS | NA | --- | --- | 603,594 | 642,032 |
| ANIMALS-LIVE, EX PLTRY | NA | --- | --- | 18,277 | 26,843 |
| CATTLE-DUTTABLE | MND | 0 | 0 | 117 | 109 |
| MEATS AND MEAT PRODS | MT | 57,559 | 50,657 | 205,690 | 185,823 |
| MEATS-P.L. 88-482 | MT | 42 | 19 | 72 | 33 |
| MEATS-FRESH, FROZEN | MT | 540 | 340 | 1,381 | 930 |
| BEEF AND VEAL | MT | 21 | 19 | 55 | 33 |
| PORK | MT | 17 | 0 | 65 | 0 |
| MEATS-PREP, PRES | MT | 55,961 | 49,536 | 201,358 | 182,769 |
| BEEF AND VEAL | MT | 894 | 1,068 | 2,708 | 3,337 |
| PORK | MT | 51,623 | 43,942 | 189,170 | 167,534 |
| MUTTON, GOAT, & LAMB | MT | 37 | 19 | 41 | 33 |
| POULTRY & PRODUCTS | NA | --- | --- | 23,804 | 14,359 |
| DAIRY PRODUCTS | NA | --- | --- | 196,771 | 232,344 |
| NONFAT DRY MILK | MT | 1 | 1 | 3 | 2 |
| CHEESE | MT | 66,717 | 73,400 | 184,719 | 213,890 |
| CASEIN AND MIXTURES | MT | 6,887 | 8,820 | 9,364 | 14,960 |
| FATS OILS AND GREASES | MT | 2,778 | 2,904 | 1,527 | 1,858 |
| HIDES AND SKINS | NA | --- | --- | 93,165 | 126,415 |
| SHEEP & LAMB SKINS | MT | 512 | 809 | 1,354 | 3,285 |
| FURSKINS | NA | --- | --- | 89,545 | 120,531 |
| WOOL-UMD, EX FREE | MT | 267 | 160 | 1,956 | 978 |
| SAUSAGE CASINGS | NA | --- | --- | 25,153 | 24,100 |
| OTHER ANIMAL PRODUCTS | NA | --- | --- | 37,254 | 29,311 |
| VEGETABLE PRODUCTS | NA | --- | --- | 1,189,291 | 1,394,516 |
| GRAINS AND PREPS | NA | --- | --- | 54,465 | 58,474 |
| WHEAT-EX SEED, ED | MT | 4 | 0 | 2 | 0 |
| BARLEY | MT | 0 | 440 | 0 | 64 |
| PISCUITS, WAFERS | MT | 16,358 | 14,357 | 35,845 | 35,946 |
| FRUITS AND PREPS | NA | --- | --- | 21,976 | 41,504 |
| FRESH OR FROZEN | MT | 716 | 1,682 | 374 | 1,212 |
| STRAWBERRIES | MT | 40 | 28 | 35 | 50 |
| PREPARED OR PRES | MT | 15,192 | 16,655 | 14,311 | 20,884 |
| PINEAPPLES | MT | 79 | 17 | 40 | 15 |
| FRUIT JUICES | MLT | 16,328 | 50,344 | 7,282 | 19,409 |
| NUTS AND PREPS | NA | --- | --- | 7,979 | 5,811 |
| VEGETABLES AND PREPS | NA | --- | --- | 198,491 | 164,887 |
| FRESH OR FROZEN | NA | --- | --- | 4,640 | 4,201 |
| PREPARED OR PRES | NA | --- | --- | 193,848 | 160,687 |
| OLIVES | MLT | 66,377 | 49,568 | 70,336 | 67,730 |
| MUSHROOMS, CANNED | MT | 294 | 428 | 1,405 | 1,176 |
| HOPS & EXTRACT EQ | MT | 3,366 | 3,498 | 9,243 | 12,264 |
| SUGAR AND REL PRODS | NA | --- | --- | 71,629 | 84,013 |
| SUGAR-CANE, BEET | MT | 92,372 | 25,456 | 24,757 | 3,059 |
| MOLASSES INEDIBLE | MLT | 50 | 107 | 3,283 | 6,963 |

TABLE 22 --U.S. AGRICULTURAL IMPORTS: QUANTITY AND VALUE, AREA BY COMMODITY GROUP, FISCAL YEARS 1978 AND 1979--CONTINUED

| AREA AND COMMODITY GROUP | UNIT | QUANTITY | | VALUE | |
|-----------------------------|------|----------|---------|--------------------|--------------------|
| | | 1978 | 1979 | 1978 1,000 DOL. | 1979 1,000 DOL. |
| CONFECTIONERY PRODS | MT | 24,337 | 26,107 | 43,017 | 73,390 |
| SPICES | MT | 4,380 | 5,362 | 6,908 | 8,755 |
| TOBACCO,UNMFD | MT | 21,339 | 25,899 | 54,062 | 63,476 |
| TOBACCO-FILLER | MT | 19,506 | 18,894 | 51,942 | 53,007 |
| TOBACCO-SCRAP | MT | 1,647 | 6,869 | 2,089 | 10,282 |
| BEVERGES EX FR JUICE | MLT | 533,481 | 632,497 | 640,383 | 817,237 |
| WINE | MLT | 306,715 | 337,559 | 486,709 | 594,372 |
| MALT BEVERAGES | MLT | 225,973 | 294,065 | 152,995 | 222,233 |
| FEEDS & FODDERS | NA | --- | --- | 11,673 | 13,287 |
| OILSEEDS AND PRODS | NA | --- | --- | 55,621 | 62,315 |
| OILSEEDS & OILNUTS | MT | 1,470 | 462 | 2,001 | 378 |
| FLAXSEED | MT | 20 | 0 | 17 | 0 |
| OILS AND WAXES-VEG | MT | 41,549 | 39,456 | 53,617 | 61,926 |
| CASTOR OIL | MT | 10 | 0 | 21 | 2 |
| COCONUT OIL | MT | 8 | 11 | 10 | 19 |
| OLIVE OIL | MT | 26,685 | 26,162 | 35,495 | 40,441 |
| PALM OIL | MT | 1 | 14 | 1 | 13 |
| PALM KERNEL OIL | MT | 7,374 | 5,794 | 8,394 | 9,350 |
| OILCAKE AND MEAL | MT | 1 | 5 | 2 | 11 |
| SEEDS, FIELD & GARDEN | NA | --- | --- | 6,834 | 9,112 |
| NURSERY STOCK | NA | --- | --- | 36,893 | 40,376 |
| OTHER VEG PRODUCTS | NA | --- | --- | 22,379 | 25,269 |
| EC (9) | --- | --- | --- | 1,678,452 | 1,850,172 |
| COMPLEMENTARY | NA | --- | --- | 362,575 | 332,118 |
| COFFEE-GREEN | MT | 419 | 993 | 1,811 | 3,732 |
| COFFEE-ROASTED | MT | 55 | 62 | 411 | 379 |
| COFFEE-SOLUBLE,EXTRACTS | MT | 1,209 | 2,186 | 22,889 | 25,247 |
| COCOA BEANS | MT | 582 | 502 | 1,703 | 1,989 |
| COCOA BUTTER | MT | 1,347 | 2,894 | 6,323 | 15,114 |
| COCOA-CAKE,POWDER,ETC | MT | 39,901 | 31,290 | 190,066 | 145,823 |
| CHOCOLATE PREPARATIONS | MT | 14,894 | 15,812 | 38,876 | 40,659 |
| TEA-CRUDE OR PREPARED | MT | 4,459 | 5,201 | 7,954 | 7,865 |
| SPICES | MT | 2,971 | 3,424 | 5,221 | 6,201 |
| ALLIED GUMS | MT | 0 | 0 | 1 | 0 |
| RUBBER-CRUDE | MT | 439 | 69 | 529 | 88 |
| RUBBER-DRY FORM | MT | 439 | 69 | 529 | 88 |
| WOOL-UNMFD,FREE | MT | 1,038 | 1,311 | 2,913 | 4,115 |
| FIBERS-EX COTTON,JUTE | MT | 0 | 45 | 1 | 34 |
| OILS-ESSENTIAL | MT | 743 | 792 | 22,278 | 23,526 |
| DRUGS | MT | 7,198 | 8,259 | 60,422 | 56,387 |
| OTHER COMPLEMENTARY | NA | --- | --- | 1,174 | 961 |
| SUPPLEMENTARY | NA | --- | --- | 1,315,879 | 1,518,057 |
| ANIMALS & ANIMAL PRODS | NA | --- | --- | 442,858 | 456,806 |
| ANIMALS-LIVE,EX PLTRY | NA | --- | --- | 17,352 | 25,488 |
| CATTLE-DUTIABLE | MNO | 0 | 0 | 117 | 55 |
| MEATS AND MEAT PRODS | MT | 57,250 | 50,357 | 204,730 | 184,811 |
| MEATS-P.L.88-482 | MT | 21 | 19 | 55 | 33 |
| MEATS-FRESH,FROZEN | MT | 508 | 244 | 1,344 | 664 |
| BEEF AND VEAL | MT | 21 | 19 | 55 | 33 |
| PORK | MT | 17 | 0 | 65 | 0 |
| MEATS-PREP,PRES | MT | 55,723 | 49,351 | 200,482 | 182,056 |
| BEEF AND VEAL | MT | 862 | 1,047 | 2,568 | 3,220 |
| PORK | MT | 51,424 | 43,786 | 188,452 | 166,952 |
| POULTRY & PRODUCTS | NA | --- | --- | 22,801 | 14,332 |
| DAIRY PRODUCTS | NA | --- | --- | 97,978 | 118,870 |
| NONFAT DRY MILK | MT | 1 | 1 | 3 | 2 |

TABLE 22 --U.S. AGRICULTURAL IMPORTS: QUANTITY AND VALUE, AREA BY COMMODITY GROUP, FISCAL YEARS 1978 AND 1979--CONTINUED

| AREA AND COMMODITY GROUP | UNIT | QUANTITY | | VALUE | |
|-----------------------------|------|----------|---------|--------------------|--------------------|
| | | 1978 | 1979 | 1978 1,000 DOL. | 1979 1,000 DOL. |
| CHEESE | MT | 27,612 | 31,698 | 86,763 | 101,628 |
| CASEIN AND MIXTURES | MT | 6,087 | 7,885 | 8,546 | 13,856 |
| FATS OILS AND GREASES | MT | 2,464 | 2,776 | 1,205 | 1,642 |
| HIDES AND SKINS | NA | --- | --- | 45,463 | 65,644 |
| SHEEP & LAMB SKINS | MT | 512 | 809 | 1,353 | 3,281 |
| FURSKINS | NA | --- | --- | 42,857 | 60,880 |
| WOOL-UNDM,EX FREE | MT | 245 | 160 | 1,694 | 978 |
| SAUSAGE CASINGS | NA | --- | --- | 18,352 | 17,162 |
| OTHER ANIMAL PRODUCTS | NA | --- | --- | 33,286 | 27,880 |
| VEGETABLE PRODUCTS | NA | --- | --- | 873,020 | 1,061,250 |
| GRAINS AND PREPS | NA | --- | --- | 41,434 | 44,150 |
| PARLEY | MT | 0 | 440 | 0 | 64 |
| PISCUITS,WAFERS | MT | 13,464 | 11,702 | 29,933 | 30,404 |
| FRUITS AND PREPS | NA | --- | --- | 10,784 | 19,213 |
| FRESH OR FROZEN | MT | 148 | 1,142 | 186 | 964 |
| STRAWBERRIES | MT | 21 | 22 | 25 | 29 |
| PREPARED OR PRES | MT | 5,998 | 3,185 | 5,832 | 4,811 |
| PINEAPPLES | MT | 79 | 17 | 40 | 15 |
| FRUIT JUICES | MLT | 10,782 | 36,197 | 4,756 | 13,439 |
| NUTS AND PREPS | NA | --- | --- | 6,176 | 4,290 |
| VEGETABLES AND PREPS | NA | --- | --- | 62,433 | 41,869 |
| FRESH OR FROZEN | NA | --- | --- | 3,618 | 3,165 |
| PREPARED OR PRES | NA | --- | --- | 58,814 | 38,705 |
| OLIVES | MLT | 124 | 94 | 97 | 106 |
| MUSHROOMS,CANNED | MT | 239 | 114 | 1,194 | 554 |
| HOPS & EXTRACT EQ | MT | 3,366 | 3,498 | 9,243 | 12,264 |
| SUGAR AND REL PRODS | NA | --- | --- | 63,199 | 75,713 |
| SUGAR-CANE,BEET | MT | 92,364 | 14,709 | 24,751 | 2,302 |
| MOLASSES INEDIBLE | MLT | 58 | 58 | 3,283 | 6,668 |
| CONFECTIONERY PRODS | MT | 19,664 | 22,445 | 34,715 | 66,249 |
| SPICES | MT | 1,224 | 1,371 | 2,116 | 2,570 |
| TOBACCO,UNMFD | MT | 10,084 | 12,733 | 14,395 | 19,147 |
| TOBACCO-FILLER | MT | 8,409 | 6,175 | 12,462 | 9,002 |
| TOBACCO-SCRAP | MT | 1,523 | 6,441 | 1,908 | 9,962 |
| BEVERGES EX FR JUICE | MLT | 475,973 | 577,100 | 569,634 | 737,311 |
| WINE | MLT | 253,038 | 285,757 | 418,389 | 516,807 |
| MALT BEVERAGES | MLT | 222,498 | 290,764 | 150,874 | 220,086 |
| FEEDS & FODDERS | NA | --- | --- | 11,616 | 13,265 |
| OILSEEDS AND PRODS | NA | --- | --- | 37,467 | 42,769 |
| OILSEEDS & OILNUTS | MT | 1,128 | 462 | 1,444 | 376 |
| FLAXSEED | MT | 20 | 0 | 17 | 0 |
| OILS AND WAXES-VEG | MT | 28,163 | 27,089 | 36,021 | 42,383 |
| CASTOR OIL | MT | 10 | 0 | 21 | 2 |
| COCONUT OIL | MT | 0 | 2 | 0 | 3 |
| OLIVE OIL | MT | 13,515 | 15,034 | 18,130 | 22,076 |
| PALM OIL | MT | 1 | 14 | 1 | 13 |
| PALM KERNEL OIL | MT | 7,374 | 5,794 | 8,304 | 9,350 |
| OILCAKE AND MEAL | MT | 1 | 5 | 2 | 11 |
| SEEDS,FIELD & GARDEN | NA | --- | --- | 6,588 | 8,810 |
| NURSERY STOCK | NA | --- | --- | 36,870 | 40,346 |
| OTHER VEG PRODUCTS | NA | --- | --- | 10,311 | 11,794 |
| EC (6) | --- | --- | --- | 1,301,978 | 1,432,814 |
| COMPLEMENTARY | NA | --- | --- | 308,262 | 272,669 |
| COFFEE-GREEN | MT | 419 | 895 | 1,811 | 3,322 |
| COFFEE-ROASTED | MT | 55 | 62 | 406 | 379 |
| COFFEE-SOLUBLE,EXTRACTS | MT | 1,207 | 2,182 | 22,879 | 25,221 |
| COCOA BEANS | MT | 82 | 502 | 328 | 1,989 |

TABLE 22 --U.S. AGRICULTURAL IMPORTS: QUANTITY AND VALUE, AREA BY COMMODITY GROUP, FISCAL YEARS 1978 AND 1979--CONTINUED

| AREA AND COMMODITY GROUP | UNIT | QUANTITY | | VALUE | |
|-----------------------------|------|----------|--------|--------------------|--------------------|
| | | 1978 | 1979 | 1978 1,000 DOL. | 1979 1,000 DOL. |
| COCOA BUTTER | MT | 832 | 1,559 | 3,823 | 8,110 |
| COCOA-CAKE, POWDER, ETC | MT | 38,012 | 30,729 | 181,656 | 143,007 |
| CHOCOLATE PREPARATIONS | MT | 7,325 | 6,790 | 27,360 | 25,108 |
| TEA-CRUDE OR PREPARED | MT | 3,883 | 4,777 | 5,132 | 5,877 |
| SPICES | MT | 2,887 | 3,346 | 5,016 | 5,980 |
| ALLIED GUMS | MT | 0 | 0 | 1 | 0 |
| RUBBER-CRUDE | MT | 439 | 69 | 529 | 80 |
| RUBBER-DRY FORM | MT | 439 | 69 | 529 | 80 |
| WOOL-UNMFD, FREE | MT | 47 | 25 | 96 | 31 |
| FIBERS-EX COTTON, JUTE | MT | 0 | 20 | 0 | 22 |
| CILS-ESSENTIAL | MT | 717 | 734 | 21,898 | 22,605 |
| DRUGS | MT | 2,463 | 2,266 | 36,425 | 30,242 |
| OTHER COMPLEMENTARY | NA | --- | --- | 900 | 689 |
| SUPPLEMENTARY | NA | --- | --- | 593,717 | 1,160,147 |
| ANIMALS & ANIMAL PRODS | NA | --- | --- | 197,428 | 183,157 |
| ANIMALS-LIVE, EX PLTRY | NA | --- | --- | 12,365 | 15,539 |
| CATTLE-DUTIABLE | MNO | 0 | 0 | 9 | 0 |
| MEATS AND MEAT PRODS | MT | 12,240 | 7,706 | 46,006 | 28,506 |
| MEATS-FRESH, FROZEN | MT | 255 | 118 | 883 | 464 |
| PORK | MT | 2 | 0 | 8 | 0 |
| MEATS-PREP, PRES | MT | 11,889 | 7,521 | 44,810 | 27,817 |
| BEEF AND VEAL | MT | 59 | 116 | 181 | 347 |
| PORK | MT | 11,041 | 6,613 | 40,327 | 23,163 |
| POULTRY & PRODUCTS | NA | --- | --- | 21,699 | 12,760 |
| DAIRY PRODUCTS | NA | --- | --- | 60,598 | 70,946 |
| NONFAT DRY MILK | MT | 0 | 1 | 2 | 2 |
| CHEESE | MT | 16,779 | 19,174 | 57,244 | 65,047 |
| CASEIN AND MIXTURES | MT | 687 | 1,409 | 1,014 | 2,617 |
| FATS OILS AND GREASES | MT | 2,205 | 2,498 | 1,084 | 1,424 |
| HIDES AND SKINS | NA | --- | --- | 14,614 | 20,387 |
| SHEEP & LAMB SKINS | MT | 476 | 681 | 1,205 | 2,613 |
| FURSKINS | NA | --- | --- | 12,321 | 16,416 |
| WOOL-UMD, EX FREE | MT | 174 | 73 | 1,462 | 509 |
| SAUSAGE CASINGS | NA | --- | --- | 12,709 | 11,420 |
| OTHER ANIMAL PRODUCTS | NA | --- | --- | 26,895 | 21,658 |
| VEGETABLE PRODUCTS | NA | --- | --- | 796,288 | 976,989 |
| GRAINS AND PREPS | NA | --- | --- | 21,094 | 22,197 |
| BARLEY | MT | 0 | 440 | 0 | 64 |
| PISCUITS, WAFERS | MT | 4,923 | 4,286 | 11,490 | 11,709 |
| FRUITS AND PREPS | NA | --- | --- | 7,638 | 16,030 |
| FRESH OR FROZEN | MT | 145 | 1,125 | 180 | 938 |
| STRAWBERRIES | MT | 21 | 7 | 25 | 9 |
| PREPARED OR PRES | MT | 3,061 | 1,538 | 2,712 | 1,674 |
| PINEAPPLES | MT | 79 | 2 | 40 | 8 |
| FRUIT JUICES | MLT | 10,637 | 36,102 | 4,736 | 13,429 |
| NUTS AND PREPS | NA | --- | --- | 6,100 | 3,987 |
| VEGETABLES AND PREPS | NA | --- | --- | 60,597 | 39,545 |
| FRESH OR FROZEN | NA | --- | --- | 3,288 | 3,032 |
| PREPARED OR PRES | NA | --- | --- | 57,308 | 36,514 |
| OLIVES | MLT | 107 | 94 | 87 | 106 |
| MUSHROOMS, CANNED | MT | 239 | 114 | 1,194 | 554 |
| HOPS & EXTRACT EQ | MT | 3,366 | 3,498 | 9,241 | 12,261 |
| SUGAR AND REL PRODS | NA | --- | --- | 45,150 | 59,988 |
| SUGAR-CANE, BEET | MT | 90,539 | 14,701 | 24,367 | 2,202 |
| MOLASSES INEDIBLE | MLT | 50 | 98 | 3,283 | 6,668 |
| CONFECTIONERY PRODS | MT | 7,100 | 12,360 | 17,171 | 50,652 |
| SPICES | MT | 620 | 788 | 1,218 | 1,593 |
| TORACCO, UNMFD | MT | 10,019 | 12,593 | 14,367 | 18,920 |

TABLE 22 --U.S. AGRICULTURAL IMPORTS: QUANTITY AND VALUE, AREA BY COMMODITY GROUP, FISCAL YEARS 1978 AND 1979--CONTINUED

| AREA AND COMMODITY GROUP | UNIT | QUANTITY | | VALUE | |
|-----------------------------|------|----------|----------------|--------------------|--------------------|
| | | 1978 | 1979 | 1978 1,000 DOL. | 1979 1,000 DOL. |
| TOBACCO-FILLER | MT | 8,406 | 6,162 | 12,448 | 8,973 |
| TOBACCO-SCRAP | MT | 1,461 | 6,314 | 1,895 | 9,765 |
| BEVERGES EX FR JUICE | MLT | 456,418 | 554,923 | 553,073 | 716,197 |
| WINE | MLT | 249,989 | 282,298 | 411,139 | 507,978 |
| MALT BEVERAGES | MLT | 206,127 | 272,166 | 141,648 | 207,898 |
| FEEDS & FODDERS | NA | --- | --- | 8,503 | 9,093 |
| OILSEEDS AND PRODS | NA | --- | --- | 32,720 | 36,685 |
| OILSEEDS & OILNUTS | MT | 1,029 | 4 ⁸ | 1,245 | 368 |
| FLAXSEED | MT | 20 | 0 | 17 | 0 |
| OILS AND WAXES-VEG | MT | 25,547 | 23,838 | 31,473 | 36,307 |
| CASTOR OIL | MT | 10 | 0 | 21 | 0 |
| COCONUT OIL | MT | 0 | 1 | 0 | 1 |
| OLIVE OIL | MT | 13,515 | 15,034 | 18,130 | 22,076 |
| PALM KERNEL OIL | MT | 7,367 | 5,688 | 8,295 | 9,158 |
| OILCAKE AND MEAL | MT | 1 | 5 | 2 | 11 |
| SEEDS, FIELD & GARDEN | NA | --- | --- | 4,829 | 6,496 |
| NURSERY STOCK | NA | --- | --- | 36,362 | 39,722 |
| OTHER VEG PRODUCTS | NA | --- | --- | 4,639 | 6,525 |
| EC (3) | --- | --- | --- | 376,474 | 417,358 |
| COMPLEMENTARY | NA | --- | --- | 54,313 | 59,449 |
| COFFEE-GREEN | MT | 0 | 58 | 0 | 410 |
| COFFEE-ROASTED | MT | 0 | 0 | 5 | 0 |
| COFFEE-SOLUBLE, EXTRACTS | MT | 2 | 4 | 10 | 26 |
| COCOA BEANS | MT | 500 | 0 | 1,375 | 0 |
| COCOA BUTTER | MT | 515 | 1,335 | 2,500 | 7,004 |
| COCOA-CAKE, POWDER, ETC | MT | 1,889 | 561 | 8,410 | 2,816 |
| CHOCOLATE PREPARATIONS | MT | 7,565 | 9,022 | 11,516 | 15,551 |
| TEA-CRUDE OR PREPARED | MT | 576 | 424 | 2,822 | 1,988 |
| SPICES | MT | 84 | 78 | 205 | 221 |
| WOOL-UNMFD, FREE | MT | 991 | 1,286 | 2,817 | 4,084 |
| FIBERS-EX COTTON, JUTE | MT | 0 | 25 | 1 | 12 |
| OILS-ESSENTIAL | MT | 26 | 58 | 380 | 921 |
| DRUGS | MT | 4,735 | 5,994 | 23,997 | 26,145 |
| OTHER COMPLEMENTARY | NA | --- | --- | 274 | 272 |
| SUPPLEMENTARY | NA | --- | --- | 322,162 | 357,910 |
| ANIMALS & ANIMAL PRODS | NA | --- | --- | 245,430 | 273,649 |
| ANIMALS-LIVE, EX PLTRY | NA | --- | --- | 4,987 | 9,949 |
| CATTLE-DUTIABLE | MND | 0 | 0 | 108 | 55 |
| MEATS AND MEAT PRODS | MT | 45,010 | 42,651 | 158,724 | 156,305 |
| MEATS-P.L.88-482 | MT | 21 | 19 | 55 | 33 |
| MEATS-FRESH, FROZEN | MT | 253 | 126 | 461 | 200 |
| BEEF AND VEAL | MT | 21 | 19 | 55 | 33 |
| PORK | MT | 15 | 0 | 57 | 0 |
| MEATS-PREP, PRES | MT | 43,834 | 41,830 | 155,672 | 154,239 |
| BEEF AND VEAL | MT | 803 | 531 | 2,387 | 2,873 |
| PORK | MT | 40,383 | 37,173 | 148,125 | 143,789 |
| POULTRY & PRODUCTS | NA | --- | --- | 1,102 | 1,572 |
| DAIRY PRODUCTS | NA | --- | --- | 37,380 | 47,924 |
| NONFAT DRY MILK | MT | 1 | 0 | 1 | 0 |
| CHEESE | MT | 10,833 | 12,524 | 29,519 | 36,581 |
| CASEIN AND MIXTURES | MT | 5,400 | 6,476 | 7,532 | 11,239 |
| FATS OILS AND GREASES | MT | 259 | 238 | 121 | 218 |
| HIDES AND SKINS | NA | --- | --- | 30,849 | 45,257 |
| SHEEP & LAMB SKINS | MT | 36 | 128 | 148 | 668 |
| FURSKINS | NA | --- | --- | 30,536 | 44,464 |
| WOOL-UMD, EX FREE | MT | 71 | 87 | 232 | 469 |

TABLE 22 --U.S. AGRICULTURAL IMPORTS: QUANTITY AND VALUE, AREA BY COMMODITY GROUP, FISCAL YEARS 1978 AND 1979--CONTINUED

| AREA AND COMMODITY GROUP | UNIT | QUANTITY | | VALUE | |
|-----------------------------|------|----------|--------|--------------------|--------------------|
| | | 1978 | 1979 | 1978 1,000 DOL. | 1979 1,000 DOL. |
| SAUSAGE CASINGS | NA | --- | --- | 5,643 | 5,733 |
| OTHER ANIMAL PRODUCTS | NA | --- | --- | 6,391 | 6,222 |
| VEGETABLE PRODUCTS | NA | --- | --- | 76,732 | 84,261 |
| GRAINS AND PREPS | NA | --- | --- | 20,340 | 21,953 |
| FISCUITS,WAFERS | MT | 8,541 | 7,416 | 18,443 | 18,695 |
| FRUITS AND PREPS | NA | --- | --- | 3,146 | 3,174 |
| FRESH OR FROZEN | MT | 3 | 17 | 6 | 26 |
| STRAWBERRIES | MT | 0 | 15 | 0 | 20 |
| PREPARED OR PRES | MT | 2,937 | 1,647 | 3,120 | 3,137 |
| PINEAPPLES | MT | 0 | 15 | 0 | 7 |
| FRUIT JUICES | MLT | 145 | 5 | 20 | 10 |
| NUTS AND PREPS | NA | --- | --- | 76 | 303 |
| VEGETABLES AND PREPS | NA | --- | --- | 1,836 | 2,324 |
| FRESH OR FROZEN | NA | --- | --- | 330 | 133 |
| PREPARED OR PRES | NA | --- | --- | 1,506 | 2,191 |
| OLIVES | MLT | 17 | 0 | 10 | 0 |
| HOPS & EXTRACT EQ | MT | 0 | 0 | 2 | 3 |
| SUGAR AND REL PRODS | NA | --- | --- | 15,049 | 15,725 |
| SUGAR-CAKE,BEET | MT | 1,825 | 8 | 384 | 10 |
| MOLASSES INEDIBLE | MLT | 0 | 0 | 0 | 0 |
| CONFECTIONERY PRODS | MT | 12,564 | 10,077 | 17,544 | 15,597 |
| SPICES | MT | 595 | 583 | 898 | 977 |
| TOBACCO,UNMFD | MT | 65 | 140 | 28 | 227 |
| TOBACCO-FILLER | MT | 3 | 13 | 14 | 29 |
| TOBACCO-SCRAP | MT | 62 | 127 | 13 | 197 |
| BEVERGES EX FR JUICE | MLT | 19,555 | 22,177 | 16,561 | 21,114 |
| WINE | MLT | 3,045 | 3,459 | 7,250 | 8,829 |
| MALT BEVERAGES | MLT | 16,371 | 18,598 | 9,226 | 12,188 |
| FEEDS & FODDERS | NA | --- | --- | 3,113 | 4,172 |
| OILSEEDS AND PRODS | NA | --- | --- | 4,747 | 6,084 |
| OILSEEDS & OILNUTS | MT | 99 | 4 | 199 | 8 |
| OILS AND WAXES-VEG | MT | 2,616 | 3,251 | 4,548 | 6,076 |
| CASTOR OIL | MT | 0 | 0 | 0 | 2 |
| COCONUT OIL | MT | 0 | 1 | 0 | 2 |
| OLIVE OIL | MT | 0 | 0 | 0 | 0 |
| PALM OIL | MT | 1 | 14 | 1 | 13 |
| PALM KERNEL OIL | MT | 7 | 106 | 9 | 192 |
| SEEDS,FIELD & GARDEN | NA | --- | --- | 1,759 | 2,314 |
| NURSERY STOCK | NA | --- | --- | 508 | 624 |
| OTHER VEG PRODUCTS | NA | --- | --- | 5,672 | 5,269 |
| OTHER WESTERN EUROPE | --- | --- | --- | 501,935 | 547,989 |
| COMPLEMENTARY | NA | --- | --- | 24,928 | 29,495 |
| COFFEE-GREEN | MT | 175 | 141 | 902 | 637 |
| COFFEE-ROASTED | MT | 44 | 48 | 276 | 279 |
| COFFEE-SOLUBLE,EXTRACTS | MT | 271 | 631 | 5,813 | 8,552 |
| COCOA BEANS | MT | 0 | 16 | 0 | 64 |
| COCOA BUTTER | MT | 20 | 74 | 74 | 311 |
| COCOA-CAKE,POWDER,ETC | MT | 216 | 304 | 533 | 894 |
| CHOCOLATE PREPARATIONS | MT | 2,312 | 2,228 | 7,664 | 8,499 |
| TEA-CRUDE OR PREPARED | MT | 1 | 2 | 5 | 11 |
| SPICES | MT | 1,780 | 2,045 | 3,742 | 4,513 |
| WOOL-UNMFD,FREE | MT | 25 | 77 | 62 | 102 |
| FISERS-EX COTTON,JUTE | MT | 17 | 193 | 6 | 43 |
| OILS-ESSENTIAL | MT | 167 | 144 | 3,281 | 2,975 |
| DRUGS | MT | 152 | 93 | 1,410 | 1,633 |
| OTHER COMPLEMENTARY | NA | --- | --- | 1,160 | 980 |
| SUPPLEMENTARY | NA | --- | --- | 477,006 | 518,491 |

TABLE 22 --U.S. AGRICULTURAL IMPORTS: QUANTITY AND VALUE, AREA BY COMMODITY GROUP, FISCAL YEARS 1978 AND 1979--CONTINUED

| AREA AND COMMODITY GROUP | UNIT | QUANTITY | | VALUE | |
|-----------------------------|------|----------|--------|--------------------|--------------------|
| | | 1978 | 1979 | 1978 1,000 DOL. | 1979 1,000 DOL. |
| ANIMALS & ANIMAL PRODS | NA | --- | --- | 160,736 | 185,226 |
| ANIMALS-LIVE,EX PLTRY | NA | --- | --- | 925 | 1,355 |
| CATTLE-DUTIABLE | MNO | 0 | 0 | 0 | 54 |
| MEATS AND MEAT PRODS | MT | 309 | 300 | 960 | 1,012 |
| MEATS-P.L.88-482 | MT | 21 | 0 | 17 | 0 |
| MEATS-FRESH,FROZEN | MT | 32 | 06 | 37 | 266 |
| MEATS-FREP,PRES | MT | 238 | 185 | 876 | 713 |
| BEEF AND VEAL | MT | 32 | 21 | 140 | 117 |
| PORK | MT | 199 | 156 | 718 | 582 |
| PUTTON,GOAT, & LAMB | MT | 37 | 19 | 41 | 33 |
| POULTRY & PRODUCTS | NA | --- | --- | 1,003 | 27 |
| DAIRY PRODUCTS | NA | --- | --- | 98,793 | 113,474 |
| CHEESE | MT | 39,105 | 41,702 | 97,956 | 112,262 |
| CASEIN AND MIXTURES | MT | 800 | 935 | 818 | 1,104 |
| FATS OILS AND GREASES | MT | 314 | 168 | 322 | 216 |
| HIDES AND SKINS | NA | --- | --- | 47,702 | 60,771 |
| SHEEP & LAMB SKINS | MT | 0 | 0 | 1 | 4 |
| FURSKINS | NA | --- | --- | 46,688 | 59,651 |
| WOOL-UMD,EX FREE | MT | 22 | 0 | 262 | 0 |
| SAUSAGE CASINGS | NA | --- | --- | 6,801 | 6,938 |
| OTHER ANIMAL PRODUCTS | NA | --- | --- | 3,968 | 1,431 |
| VEGETABLE PRODUCTS | NA | --- | --- | 316,271 | 333,266 |
| GRAINS AND PREPS | NA | --- | --- | 13,031 | 14,324 |
| WHEAT-EX SEED,ED | MT | 4 | 0 | 2 | 0 |
| BISCUITS,WAFERS | MT | 2,894 | 2,655 | 5,912 | 5,542 |
| FRUITS AND PREPS | NA | --- | --- | 11,192 | 22,291 |
| FRESH CR FROZEN | MT | 568 | 540 | 188 | 248 |
| STRAWBERRIES | MT | 19 | 6 | 10 | 21 |
| FREPARED OR PRES | MT | 9,194 | 13,470 | 8,479 | 16,073 |
| PINEAPPLES | MT | 0 | 0 | 0 | 8 |
| FRUIT JUICES | MLT | 5,546 | 14,147 | 2,526 | 5,970 |
| NUTS AND PREPS | NA | --- | --- | 1,803 | 1,521 |
| VEGETABLES AND PREPS | NA | --- | --- | 136,858 | 123,018 |
| FRESH OR FROZEN | NA | --- | --- | 1,022 | 1,036 |
| FREPARED OR PRES | NA | --- | --- | 135,834 | 121,982 |
| OLIVES | MLT | 66,253 | 49,474 | 70,239 | 67,624 |
| MUSHROOMS,CANNED | MT | 55 | 314 | 211 | 622 |
| SUGAR AND REL PRODS | NA | --- | --- | 8,430 | 8,300 |
| SUGAR-CANE,REET | MT | 0 | 10,747 | 6 | 757 |
| MOLASSES INEDIBLE | MLT | 0 | 9 | 0 | 295 |
| CONFECTIONERY PRODS | MT | 4,673 | 3,662 | 8,302 | 7,141 |
| SPICES | MT | 3,156 | 3,091 | 4,792 | 6,185 |
| TOBACCO,UNMFD | MT | 11,255 | 13,166 | 39,667 | 44,329 |
| TOBACCO-FILLER | MT | 11,097 | 12,719 | 39,480 | 44,005 |
| TOBACCO-SCRAP | MT | 124 | 428 | 181 | 320 |
| BEVERGES EX FR JUICE | MLT | 57,508 | 55,397 | 70,749 | 79,926 |
| VINE | MLT | 53,677 | 51,802 | 68,320 | 77,565 |
| MALT BEVERAGES | MLT | 3,475 | 3,301 | 2,121 | 2,147 |
| FEEDS & FODDERS | NA | --- | --- | 57 | 22 |
| OILSEEDS AND PRODS | NA | --- | --- | 18,154 | 19,546 |
| OILSEEDS & OILNUTS | MT | 342 | 0 | 557 | 2 |
| OILS AND WAXES-VEG | MT | 13,386 | 12,367 | 17,596 | 19,543 |
| COCONUT OIL | MT | 8 | 9 | 10 | 16 |
| OLIVE OIL | MT | 13,170 | 11,128 | 17,365 | 18,365 |
| SEEDS,FIELD & GARDEN | NA | --- | --- | 246 | 302 |
| NURSERY STOCK | NA | --- | --- | 23 | 30 |
| OTHER VEG PRODUCTS | NA | --- | --- | 12,068 | 13,475 |

TABLE 22.--U.S. AGRICULTURAL IMPORTS: QUANTITY AND VALUE, AREA BY COMMODITY GROUP, FISCAL YEARS 1978 AND 1979--CONTINUED

| AREA AND COMMODITY GROUP | UNIT | QUANTITY | | VALUE | |
|-----------------------------|------|----------|--------|--------------------|---------------------------------|
| | | 1978 | 1979 | 1978 1,000 DOL. | 1979 ¹ 1,000 DOL. |
| EASTERN EUROPE EX U.S.S.R | --- | --- | --- | 339,064 | 360,967 |
| COMPLEMENTARY | NA | --- | --- | 6,707 | 6,593 |
| COCOA-CAKE, POWDER, ETC | MT | 196 | 25 | 863 | 105 |
| CHOCOLATE PREPARATIONS | MT | 240 | 278 | 352 | 414 |
| TEA-CRUDE OR PREPARED | MT | 0 | 0 | 2 | 0 |
| SPICES | MT | 1,950 | 2,249 | 2,507 | 3,972 |
| WOOL-UNMFD, FREE | MT | 40 | 14 | 99 | 32 |
| OILS-ESSENTIAL | MT | 40 | 36 | 1,210 | 1,816 |
| DRUGS | MT | 160 | 21 | 1,438 | 71 |
| OTHER COMPLEMENTARY | NA | --- | --- | 236 | 181 |
| SUPPLEMENTARY | NA | --- | --- | 332,356 | 354,374 |
| ANIMALS & ANIMAL PRODS | NA | --- | --- | 262,391 | 288,639 |
| ANIMALS-LIVE, EX PLTRY | NA | --- | --- | 908 | 1,292 |
| MEATS AND MEAT PRODS | MT | 68,667 | 76,784 | 228,937 | 260,261 |
| MEATS-FRESH, FROZEN | MT | 250 | 1,239 | 551 | 2,970 |
| MEATS-PREP, PRES | MT | 68,417 | 75,528 | 228,386 | 257,264 |
| BEEF AND VEAL | MT | 92 | 204 | 104 | 249 |
| PORK | MT | 68,277 | 76,246 | 228,100 | 259,130 |
| POULTRY & PRODUCTS | NA | --- | --- | 15,601 | 8,376 |
| DAIRY PRODUCTS | NA | --- | --- | 9,530 | 12,695 |
| CHEESE | MT | 4,124 | 6,581 | 7,185 | 11,504 |
| CASEIN AND MIXTURES | MT | 2,281 | 932 | 2,345 | 1,191 |
| HIDES AND SKINS | NA | --- | --- | 5,443 | 3,876 |
| SHEEP & LAMB SKINS | MT | 45 | 0 | 214 | 0 |
| FURSKINS | NA | --- | --- | 5,229 | 3,876 |
| SAUSAGE CASINGS | NA | --- | --- | 473 | 77 |
| OTHER ANIMAL PRODUCTS | NA | --- | --- | 1,498 | 2,072 |
| VEGETABLE PRODUCTS | NA | --- | --- | 69,966 | 65,734 |
| GRAINS AND PREPS | NA | --- | --- | 1,160 | 815 |
| PISCUITS, WAFERS | MT | 822 | 573 | 657 | 562 |
| FRUITS AND PREPS | NA | --- | --- | 4,611 | 4,473 |
| FRESH OR FROZEN | MT | 4,754 | 3,718 | 2,786 | 2,452 |
| STRAWBERRIES | MT | 4,735 | 3,718 | 2,753 | 2,452 |
| PREPARED OR PRES | MT | 162 | 292 | 136 | 250 |
| FRUIT JUICES | MLT | 8,807 | 6,144 | 1,688 | 1,771 |
| NUTS AND PREPS | NA | --- | --- | 2 | 6 |
| VEGETABLES AND PREPS | NA | --- | --- | 4,174 | 5,621 |
| FRESH OR FROZEN | NA | --- | --- | 2 | 0 |
| PREPARED OR PRES | NA | --- | --- | 4,172 | 5,621 |
| OLIVES | MLT | 0 | 31 | 0 | 35 |
| MUSHROOMS, CANNED | MT | 79 | 83 | 211 | 250 |
| HOPS & EXTRACT EQ | MT | 1,147 | 1,440 | 3,122 | 4,403 |
| SUGAR AND REL PRODS | NA | --- | --- | 1,128 | 1,057 |
| CONFECTIONERY PRODS | MT | 1,168 | 1,104 | 1,041 | 940 |
| SPICES | MT | 1,488 | 1,648 | 2,227 | 2,182 |
| TOBACCO, UNMFD | MT | 15,714 | 13,836 | 50,981 | 44,745 |
| TOBACCO-FILLER | MT | 15,578 | 13,663 | 50,843 | 44,553 |
| TOBACCO-SCRAP | MT | 136 | 173 | 138 | 193 |
| BEVERGES EX FR JUICE | MLT | 3,194 | 2,933 | 2,251 | 2,602 |
| VINE | MLT | 1,555 | 1,547 | 1,505 | 1,934 |
| MALT BEVERAGES | MLT | 1,638 | 1,375 | 745 | 662 |
| FEEDS & FODDERS | NA | --- | --- | 0 | 5 |
| OILSEEDS AND PRODS | NA | --- | --- | 1,505 | 2,530 |
| OILSEEDS & OILNUTS | MT | 369 | 726 | 253 | 460 |
| FLAXSEED | MT | 0 | 0 | 0 | 0 |
| OILS AND WAXES-VEG | MT | 2,234 | 3,268 | 1,253 | 2,070 |
| OLIVE OIL | MT | 0 | 23 | 0 | 32 |

TABLE 22.--U.S. AGRICULTURAL IMPORTS: QUANTITY AND VALUE, AREA BY COMMODITY GROUP, FISCAL YEARS 1978 AND 1979--CONTINUED

| AREA AND COMMODITY GROUP | UNIT | QUANTITY | | VALUE | |
|--------------------------|------|----------|---------|--------------------|--------------------|
| | | 1978 | 1979 | 1978 1,000 DOL. | 1979 1,000 DOL. |
| SEEDS, FIELD & GARDEN | NA | --- | --- | 1,829 | 1,498 |
| OTHER VEG PRODUCTS | NA | --- | --- | 95 | 199 |
| U.S.S.P. | --- | --- | --- | 12,301 | 14,785 |
| COMPLEMENTARY | NA | --- | --- | | |
| CHOCOLATE PREPARATIONS | MT | 1 | 2 | 239 | 461 |
| TFA-CRUDE OR PREPARED | MT | 104 | 350 | 1 | 5 |
| OILS-ESSENTIAL | MT | 2 | 10 | 161 | 293 |
| DRUGS | MT | 1 | 2 | 36 | 151 |
| OTHER COMPLEMENTARY | NA | --- | --- | 16 | 2 |
| | | | | 24 | 9 |
| SUPPLEMENTARY | NA | --- | --- | | |
| ANIMALS & ANIMAL PRODS | NA | --- | --- | 12,062 | 14,324 |
| ANIMALS-LIVE, EX PLTRY | NA | --- | --- | 11,526 | 13,307 |
| DAIRY PRODUCTS | NA | --- | --- | 15 | 0 |
| CASEIN AND MIXTURES | MT | 2,284 | 2,106 | 2,429 | 2,704 |
| FATS OILS AND GREASES | MT | 106 | 37 | 2,429 | 2,704 |
| HIDES AND SKINS | NA | --- | --- | 30 | 0 |
| SHEEP & LAMB SKINS | MT | 0 | 34 | 9,043 | 10,566 |
| FURSKINS | NA | --- | --- | 0 | 165 |
| OTHER ANIMAL PRODUCTS | NA | --- | --- | 8,782 | 10,351 |
| VEGETABLE PRODUCTS | NA | --- | --- | 9 | 29 |
| GRAINS AND PREPS | NA | --- | --- | 536 | 1,017 |
| FRUITS AND PREPS | NA | --- | --- | 2 | 3 |
| PREPARED OR PRES | MT | 7 | 13 | 6 | 9 |
| VEGETABLES AND PREPS | NA | --- | --- | 6 | 9 |
| PREPARED OR PRES | NA | --- | --- | 7 | 15 |
| SUGAR AND REL PRODS | NA | --- | --- | 7 | 15 |
| CONFECTIONERY PRODS | MT | 0 | 1 | 0 | 4 |
| TOBACCO, UNMFD | MT | 285 | 322 | 0 | 1 |
| TOBACCO-FILLER | MT | 285 | 322 | 499 | 921 |
| BEVERAGES EX FR JUICE | MLT | 0 | 48 | 499 | 921 |
| WINE | MLT | 0 | 16 | 1 | 58 |
| MALT BEVERAGES | MLT | 0 | 32 | 1 | 36 |
| FEEDS & FODDERS | NA | --- | --- | 0 | 22 |
| OILSEEDS AND PRODS | NA | --- | --- | 1 | 1 |
| OILSEEDS & OILNUTS | MT | 26 | 0 | 18 | 2 |
| OILS AND WAXES-VEG | MT | 0 | 2 | 17 | 0 |
| SEEDS, FIELD & GARDEN | NA | --- | --- | 1 | 2 |
| | | | | 2 | 4 |
| ASIA | --- | --- | --- | 2,376,951 | 2,835,577 |
| COMPLEMENTARY | NA | --- | --- | | |
| BANANAS-FRESH | MT | 2,771 | 2,837 | 1,052,970 | 1,386,290 |
| PLANTAINS-FRESH | MT | 18 | 0 | 360 | 411 |
| COFFEE-GREEN | MT | 74,090 | 117,913 | 5 | 0 |
| COFFEE-ROASTED | MT | 16 | 388 | 202,979 | 308,574 |
| COFFEE-SOLUBLE, EXTRACTS | MT | 48 | 56 | 63 | 1,091 |
| COCOA BEANS | MT | 724 | 1,676 | 181 | 787 |
| COCOA BUTTER | MT | 577 | 2,770 | 2,117 | 5,390 |
| COCOA-CAKE, POWDER, ETC | MT | 1,537 | 1,065 | 4,262 | 12,713 |
| CHOCOLATE PREPARATIONS | MT | 488 | 457 | 7,681 | 4,005 |
| TEA-CRUDE OR PREPARED | MT | 36,497 | 38,826 | 903 | 1,137 |
| SPICES | MT | 36,170 | 40,699 | 64,545 | 64,566 |
| ALLIED GUMS | MT | 2,260 | 3,167 | 66,242 | 65,728 |
| RUBBER-CRUDE | MT | 710,055 | 733,712 | 5,419 | 6,071 |
| RUBBER-LATEX | MT | 36,931 | 34,124 | 604,304 | 811,775 |
| RUBBER-DRY FORM | MT | 673,124 | 699,588 | 35,192 | 39,296 |
| | | | | 569,112 | 772,479 |

TABLE 22 --U.S. AGRICULTURAL IMPORTS: QUANTITY AND VALUE, AREA BY COMMODITY GROUP, FISCAL YEARS 1978 AND 1979--CONTINUED

| AREA AND COMMODITY GROUP | UNIT | QUANTITY | | VALUE | |
|-----------------------------|------|----------|---------|--------------------|--------------------|
| | | 1978 | 1979 | 1978 1,000 DOL. | 1979 1,000 DOL. |
| SILK-RAW | MT | 179 | 268 | 3,786 | 6,283 |
| WOOL-UNMFD,FREE | MT | 657 | 505 | 1,205 | 903 |
| FIBREPS-EX COTTON,JUTE | MT | 31,956 | 97,208 | 13,110 | 13,551 |
| OILS-ESSENTIAL | MT | 1,307 | 2,022 | 19,993 | 26,432 |
| DRUGS | MT | 34,523 | 28,931 | 51,751 | 52,821 |
| OTHER COMPLEMENTARY | NA | --- | --- | 4,061 | 4,055 |
| SUPPLEMENTARY | NA | --- | --- | 1,323,982 | 1,449,291 |
| ANIMALS & ANIMAL PRODS | NA | --- | --- | 119,273 | 116,933 |
| ANIMALS-LIVE,EX PLTRY | NA | --- | --- | 265 | 417 |
| CATTLE-DUTIABLE | MNO | 0 | 0 | 25 | 137 |
| MEATS AND MEAT PRODS | MT | 3,400 | 4,505 | 8,774 | 13,676 |
| MEATS-FRESH,FROZEN | MT | 3,039 | 4,068 | 7,624 | 12,252 |
| MEATS-REP,PRES | MT | 352 | 437 | 1,106 | 1,418 |
| BEEF AND VEAL | MT | 15 | 0 | 28 | 0 |
| PORK | MT | 4 | 14 | 21 | 48 |
| POULTRY & PRODUCTS | NA | --- | --- | 37,852 | 14,429 |
| DAIRY PRODUCTS | NA | --- | --- | 1,246 | 1,209 |
| NONFAT DRY MILK | MT | 0 | 0 | 1 | 0 |
| CHEESE | MT | 768 | 715 | 1,240 | 1,165 |
| CASEIN AND MIXTURES | MT | 0 | 0 | 0 | 0 |
| FATS OILS AND GREASES | MT | 1,721 | 1,538 | 1,279 | 1,156 |
| HIDES AND SKINS | NA | --- | --- | 36,641 | 49,256 |
| SHEEP & LAMB SKINS | MT | 7,722 | 7,164 | 31,332 | 40,497 |
| FURSKINS | NA | --- | --- | 2,653 | 2,716 |
| WOOL-UMD,EX FREE | MT | 1,492 | 1,233 | 11,299 | 9,582 |
| SAUSAGE CASINGS | NA | --- | --- | 1,942 | 2,888 |
| OTHER ANIMAL PRODUCTS | NA | --- | --- | 19,977 | 24,321 |
| VEGETABLE PRODUCTS | NA | --- | --- | 1,204,711 | 1,332,357 |
| GRAINS AND PREPS | NA | --- | --- | 29,008 | 36,794 |
| BARLEY | MT | 3 | 6 | 4 | 5 |
| BISCUITS,WAFERS | MT | 3,187 | 3,447 | 6,150 | 7,048 |
| FRUITS AND PREPS | NA | --- | --- | 151,806 | 189,800 |
| FRESH OR FROZEN | MT | 5,931 | 5,201 | 2,453 | 1,908 |
| STRAWBERRIES | MT | 2 | 7 | 5 | 7 |
| PREPARED OR PRES | MT | 226,638 | 259,607 | 136,019 | 171,083 |
| PINEAPPLES | MT | 158,344 | 181,732 | 80,987 | 95,784 |
| FRUIT JUICES | MLT | 101,284 | 109,715 | 13,335 | 16,810 |
| NUTS AND PREPS | NA | --- | --- | 103,272 | 147,363 |
| VEGETABLES AND PREPS | NA | --- | --- | 171,929 | 164,978 |
| FRESH OR FROZEN | NA | --- | --- | 4,486 | 5,988 |
| PREPARED OR PRES | NA | --- | --- | 167,443 | 158,987 |
| OLIVES | MLT | 181 | 262 | 143 | 288 |
| MUSHROOMS,CANNED | MT | 40,511 | 39,541 | 95,359 | 86,510 |
| HOPS & EXTRACT EQ | MT | 0 | 0 | 0 | 0 |
| SUGAR AND REL PRODS | NA | --- | --- | 197,438 | 104,159 |
| SUGAR-CANE,BEET | MT | 962,394 | 541,938 | 192,602 | 96,669 |
| MOLASSES INEDIBLE | MLT | 21 | 0 | 891 | 1 |
| CONFECTIONERY PRODS | MT | 1,713 | 1,792 | 3,302 | 3,161 |
| SPICES | MT | 2,611 | 3,091 | 3,126 | 3,918 |
| TOBACCO,UNMFD | MT | 66,813 | 71,747 | 169,478 | 177,098 |
| TOBACCO-FILLER | MT | 47,104 | 48,291 | 140,104 | 144,704 |
| TOBACCO-SCRAP | MT | 19,447 | 22,744 | 29,255 | 32,095 |
| BEVERGES EX FR JUICE | MLT | 12,041 | 12,425 | 9,277 | 9,873 |
| WINE | MLT | 4,473 | 3,933 | 5,356 | 5,244 |
| MALT BEVERAGES | MLT | 7,404 | 8,253 | 3,774 | 4,413 |
| FEEDS & FODDERS | NA | --- | --- | 707 | 838 |
| OILSEEDS AND PRODS | NA | --- | --- | 347,849 | 473,539 |
| OILSEEDS & OILNUTS | MT | 2,737 | 934 | 3,646 | 918 |

TABLE 22--U.S. AGRICULTURAL IMPORTS: QUANTITY AND VALUE, AREA BY COMMODITY GROUP, FISCAL YEARS 1978 AND 1979--CONTINUED

| AREA AND COMMODITY GROUP | UNIT | QUANTITY | | VALUE | |
|-----------------------------|------|----------|---------|--------------------|--------------------|
| | | 1978 | 1979 | 1978 1,000 DOL. | 1979 1,000 DOL. |
| SESAME SEED | MT | 40 | 40 | 88 | 102 |
| OILS AND WAXES-VEG | MT | 664,099 | 619,502 | 344,207 | 472,623 |
| CASTOR OIL | MT | 14,095 | 10,482 | 12,340 | 7,619 |
| COCONUT OIL | MT | 433,524 | 421,951 | 223,139 | 342,979 |
| OLIVE OIL | MT | 523 | 0 | 328 | 0 |
| PALM OIL | MT | 163,980 | 125,343 | 74,737 | 72,749 |
| PALM KERNEL OIL | MT | 48,238 | 56,780 | 26,512 | 41,872 |
| OILCAKE AND MEAL | MT | 0 | 0 | 0 | 0 |
| COTTON,FX LINTERS | MT | 88 | 329 | 149 | 349 |
| COTTON LINTERS | MT | 0 | 747 | 0 | 100 |
| SEEDS,FIELD & GARDEN | NA | --- | --- | 9,256 | 9,152 |
| NUFSERY STOCK | NA | --- | --- | 3,430 | 4,132 |
| OTHER VEG PRODUCTS | NA | --- | --- | 7,982 | 10,259 |
| WEST ASIA | --- | --- | --- | 256,948 | 301,109 |
| COMPLEMENTARY | NA | --- | --- | 19,122 | 16,654 |
| BANANAS-FRESH | MT | 1,508 | 1,442 | 187 | 197 |
| PLANTAINS-FRESH | MT | 17 | 0 | 4 | 0 |
| COFFEE-GREEN | MT | 82 | 116 | 479 | 600 |
| COFFEE-ROASTED | MT | 0 | 0 | 0 | 1 |
| COFFEE-SOLUBLE,EXTRACTS | MT | 0 | 34 | 0 | 600 |
| COCOA BUTTER | MT | 1 | 0 | 2 | 0 |
| COCOA-CAKE,POWDER,ETC | MT | 7 | 1 | 13 | 7 |
| CHOCOLATE PREPARATIONS | MT | 411 | 372 | 747 | 975 |
| SPICES | MT | 4,654 | 3,267 | 7,446 | 6,426 |
| WOOL-UNMFD,FREE | MT | 657 | 497 | 1,205 | 884 |
| OILS-ESSENTIAL | MT | 3 | 2 | 65 | 220 |
| DRUGS | MT | 9,805 | 6,413 | 7,462 | 6,480 |
| OTHER COMPLEMENTARY | NA | --- | --- | 1,510 | 256 |
| SUPPLEMENTARY | NA | --- | --- | 237,828 | 284,455 |
| ANIMALS & ANIMAL PRODS | NA | --- | --- | 34,663 | 45,135 |
| ANIMALS-LIVE,EX PLTRY | NA | --- | --- | 29 | 137 |
| CATTLE-DUTIABLE | MNO | 0 | 0 | 25 | 137 |
| MEATS AND MEAT PRODS | MT | 13 | 6 | 72 | 45 |
| MEATS-FRESH,FROZEN | MT | 2 | 0 | 2 | 0 |
| MEATS-PREP,PRES | MT | 11 | 6 | 69 | 45 |
| PORK | MT | 0 | 0 | 0 | 0 |
| POULTRY & PRODUCTS | NA | --- | --- | 1,372 | 728 |
| DAIRY PRODUCTS | NA | --- | --- | 1,241 | 1,165 |
| CHEESE | MT | 768 | 715 | 1,240 | 1,165 |
| FATS OILS AND GREASES | MT | 0 | 0 | 0 | 0 |
| HIDES AND SKINS | NA | --- | --- | 29,547 | 40,599 |
| SHEEP & LAMB SKINS | MT | 7,168 | 6,854 | 28,475 | 38,714 |
| FURSKINS | NA | --- | --- | 91 | 3 |
| WOOL-UMD,EX FREE | MT | 240 | 179 | 2,044 | 1,846 |
| SAUSAGE CASINGS | NA | --- | --- | 202 | 399 |
| OTHER ANIMAL PRODUCTS | NA | --- | --- | 157 | 215 |
| VEGETABLE PRODUCTS | NA | --- | --- | 203,165 | 239,319 |
| GRAINS AND PREPS | NA | --- | --- | 3,002 | 3,168 |
| RISCUITS,WAFERS | MT | 1,042 | 1,333 | 1,051 | 1,589 |
| FRUITS AND PREPS | NA | --- | --- | 19,800 | 31,890 |
| FRESH OR FROZEN | MT | 5,086 | 4,422 | 1,814 | 1,154 |
| STRAWBERRIES | MT | 2 | 7 | 3 | 7 |
| PREPARED OR PRES | MT | 22,501 | 31,057 | 16,609 | 27,130 |
| FRUIT JUICES | MLT | 8,226 | 7,304 | 1,379 | 1,605 |
| NUTS AND PREPS | NA | --- | --- | 34,739 | 51,537 |
| VEGETABLES AND PREPS | NA | --- | --- | 6,016 | 6,053 |

TABLE 22 --U.S. AGRICULTURAL IMPORTS: QUANTITY AND VALUE, AREA BY COMMODITY GROUP, FISCAL YEARS 1978 AND 1979--CONTINUED

| AREA AND COMMODITY GROUP | UNIT | QUANTITY | | VALUE | |
|-----------------------------|------|----------|--------|--------------------|--------------------|
| | | 1978 | 1979 | 1978 1,000 DOL. | 1979 1,000 DOL. |
| FRESH OR FROZEN | NA | --- | --- | 174 | 255 |
| PREPARED OR PRES | NA | --- | --- | 5,842 | 5,797 |
| OLIVES | MLT | 149 | 208 | 118 | 223 |
| SUGAR AND REL PRODS | NA | --- | --- | 505 | 506 |
| SUGAR-CANE, BEEF | MT | 0 | 2 | 0 | 0 |
| MOLASSES INEDIBLE | MLT | 0 | 0 | 1 | 0 |
| CONFECTIONERY PRODS | MT | 339 | 523 | 459 | 432 |
| SPICES | MT | 50 | 36 | 70 | 55 |
| TOBACCO, UNMFD | MT | 46,189 | 49,909 | 135,174 | 140,539 |
| TOBACCO-FILLER | MT | 43,340 | 44,990 | 133,769 | 138,687 |
| TOBACCO-SCRAP | MT | 2,849 | 4,919 | 1,405 | 1,850 |
| BEVERGES EX FR JUICE | MLT | 1,780 | 1,709 | 1,426 | 1,743 |
| WINE | MLT | 1,713 | 1,662 | 1,393 | 1,724 |
| MALT BEVERAGES | MLT | 16 | 5 | 12 | 2 |
| FEEDS & FODDERS | NA | --- | --- | 0 | 0 |
| OILSEEDS AND PRODS | NA | --- | --- | 437 | 275 |
| OILSEEDS & OILNUTS | MT | 542 | 469 | 426 | 265 |
| OILS AND WAXES-VEG | MT | 4 | 4 | 11 | 10 |
| OLIVE OIL | MT | 0 | 0 | 0 | 0 |
| COTTON LINTERS | MT | 0 | 648 | 0 | 49 |
| SEEDS, FIELD & GARDEN | NA | --- | --- | 561 | 697 |
| NURSERY STOCK | NA | --- | --- | 1,183 | 2,513 |
| OTHER VEG PRODUCTS | NA | --- | --- | 247 | 297 |
| SOUTH ASIA | --- | --- | --- | 205,639 | 246,252 |
| COMPLEMENTARY | NA | --- | --- | 136,758 | 144,788 |
| BANANAS-FRESH | MT | 1,261 | 1,395 | 172 | 213 |
| PLANTAINS-FRESH | MT | 1 | 0 | 1 | 0 |
| COFFEE-GREEN | MT | 14,752 | 19,948 | 45,585 | 57,363 |
| COFFEE-ROASTED | MT | 0 | 0 | 0 | 1 |
| COFFEE-SOLUBLE, EXTRACTS | MT | 27 | 0 | 114 | 1 |
| COCOA BEANS | MT | 0 | 10 | 0 | 3 |
| CHOCOLATE PREPARATIONS | MT | 0 | 0 | 0 | 1 |
| TEA-CRUDE OR PREPARED | MT | 17,002 | 18,529 | 34,466 | 36,723 |
| SPICES | MT | 7,561 | 8,979 | 13,037 | 12,518 |
| ALLIUM GUMS | MT | 44 | 0 | 56 | 0 |
| RUBBER-CRUDE | MT | 4,381 | 6,755 | 4,035 | 7,760 |
| RUBBER-LATEX | MT | 30 | 0 | 26 | 0 |
| RUBBER-DRY FORM | MT | 4,351 | 6,755 | 4,009 | 7,760 |
| WOOL-UNMFD, FREE | MT | 0 | 8 | 0 | 19 |
| FIBERS-EX COTTON, JUTE | MT | 10,676 | 10,243 | 2,158 | 1,806 |
| CILS-ESSENTIAL | MT | 136 | 130 | 4,255 | 3,831 |
| DRUGS | MT | 20,834 | 7,029 | 32,794 | 24,502 |
| OTHER COMPLEMENTARY | NA | --- | --- | 88 | 48 |
| SUPPLEMENTARY | NA | --- | --- | 68,879 | 101,466 |
| ANIMALS & ANIMAL PRODS | NA | --- | --- | 18,180 | 20,133 |
| MEATS AND MEAT PRODS | MT | 2,162 | 3,058 | 5,462 | 9,624 |
| MEATS-FRESH, FROZEN | MT | 2,142 | 2,969 | 5,420 | 9,365 |
| MEATS-PREP, PRES | MT | 20 | 89 | 42 | 258 |
| BEEF AND VEAL | MT | 15 | 0 | 28 | 0 |
| PORK | MT | 0 | 14 | 0 | 48 |
| POULTRY & PRODUCTS | NA | --- | --- | 220 | 276 |
| DAIRY PRODUCTS | NA | --- | --- | 0 | 36 |
| FATS OILS AND GREASES | MT | 334 | 488 | 287 | 369 |
| HIDES AND SKINS | NA | --- | --- | 2,971 | 2,046 |
| SHEEP & LAMB SKINS | MT | 485 | 243 | 2,315 | 1,290 |
| FURSKINS | NA | --- | --- | 385 | 219 |

TABLE 22 --U.S. AGRICULTURAL IMPORTS: QUANTITY AND VALUE, AREA BY COMMODITY GROUP, FISCAL YEARS 1978 AND 1979--CONTINUED

| AREA AND COMMODITY GROUP | UNIT | QUANTITY | | VALUE | |
|-----------------------------|------|----------|---------|--------------------|--------------------|
| | | 1978 | 1979 | 1978 1,000 DOL. | 1979 1,000 DOL. |
| WOOL-UMD,EX FREE | MT | 158 | 53 | 1,458 | 628 |
| OTHER ANIMAL PRODUCTS | NA | --- | --- | 7,782 | 7,157 |
| VEGETABLE PRODUCTS | NA | --- | --- | 50,700 | 41,333 |
| GRAINS AND PREPS | NA | --- | --- | 656 | 943 |
| DISCUITS,WAFERS | MT | 45 | 37 | 51 | 58 |
| FRUITS AND PREPS | NA | --- | --- | 1,199 | 10,201 |
| FRESH OR FROZEN | MT | 1 | 1 | 1 | 1 |
| PREPARED OR PRES | MT | 1,244 | 8,760 | 1,166 | 10,043 |
| PINEAPPLES | MT | 91 | 539 | 42 | 267 |
| FRUIT JUICES | MLT | 55 | 602 | 32 | 156 |
| NUTS AND PREPS | NA | --- | --- | 21,881 | 44,573 |
| VEGETABLES AND PREPS | NA | --- | --- | 934 | 823 |
| FRESH OR FROZEN | NA | --- | --- | 12 | 11 |
| PREPARED OR PRES | NA | --- | --- | 922 | 811 |
| OLIVES | MLT | 0 | 5 | 0 | 8 |
| SUGAR AND REL PRODS | NA | --- | --- | 992 | 21 |
| SUGAR-CANE,BEET | MT | 85 | 12 | 86 | 4 |
| MOLASSES INEDIBLE | MLT | 21 | 0 | 890 | 1 |
| CONFECTIONERY PRODS | MT | 2 | 3 | 6 | 6 |
| SPICES | MT | 1,547 | 1,760 | 1,542 | 1,847 |
| TOBACCO,UNMFD | MT | 289 | 314 | 440 | 649 |
| TOBACCO-FILLER | MT | 196 | 84 | 368 | 213 |
| TOBACCO-SCRAP | MT | 92 | 205 | 45 | 274 |
| BEVERGES EX FR JUICE | MLY | 59 | 39 | 28 | 23 |
| WINE | MLT | 3 | 0 | 1 | 0 |
| MALT BEVERAGES | MLT | 56 | 37 | 26 | 20 |
| FEEDS & FODDERS | NA | --- | --- | 0 | 2 |
| OILSEEDS AND PRODS | NA | --- | --- | 13,383 | 13,007 |
| OILSEEDS & OILNUTS | MT | 42 | 139 | 55 | 137 |
| SESAME SEED | MT | 1 | 0 | 1 | 0 |
| OILS AND WAXES-VEG | MT | 15,867 | 15,935 | 13,328 | 12,870 |
| CASTOR OIL | MT | 13,704 | 10,482 | 11,985 | 7,619 |
| COCONUT OIL | MT | 986 | 4,930 | 638 | 4,928 |
| PALM OIL | MT | 1,006 | 0 | 528 | 0 |
| COTTON,EX LINTERS | MT | 86 | 329 | 146 | 349 |
| SEEDS,FIELD & GARDEN | NA | --- | --- | 5,312 | 3,937 |
| NURSERY STOCK | NA | --- | --- | 32 | 19 |
| OTHER VEG PRODUCTS | NA | --- | --- | 4,153 | 4,938 |
| EAST AND SOUTHEAST ASIA | --- | --- | --- | 1,914,364 | 2,288,216 |
| COMPLEMENTARY | NA | --- | --- | 897,090 | 1,224,848 |
| BANANAS-FRESH | MT | 2 | 0 | 1 | 1 |
| PLANTAINS-FRESH | MT | 0 | 0 | 0 | 0 |
| COFFEE-GREEN | MT | 59,256 | 97,849 | 156,915 | 250,611 |
| COFFEE-ROASTED | MT | 16 | 388 | 63 | 1,089 |
| COFFEE-SOLUBLE,EXTRACTS | MT | 21 | 22 | 67 | 186 |
| COCOA BEANS | MT | 724 | 1,666 | 2,117 | 5,387 |
| COCOA BUTTER | MT | 976 | 2,770 | 4,260 | 12,713 |
| COCOA-CAKE,POWDER,ETC | MT | 1,530 | 1,064 | 7,668 | 3,998 |
| CHOCOLATE PREPARATIONS | MT | 77 | 85 | 156 | 161 |
| TEA-CRUDE OR PREPARED | MT | 19,495 | 20,297 | 30,079 | 27,843 |
| SPICES | MT | 23,955 | 28,453 | 45,759 | 46,784 |
| ALLIED GUMS | MT | 2,216 | 3,167 | 5,363 | 6,071 |
| RUBBER-CRUDE | MT | 705,674 | 726,957 | 600,269 | 804,015 |
| RUBBER-LATEX | MT | 36,901 | 34,124 | 35,166 | 39,296 |
| RUBBER-DRY FORM | MT | 668,773 | 692,833 | 565,103 | 764,719 |
| SILK-RAW | MT | 179 | 268 | 3,786 | 6,283 |
| FIBERS-EX COTTON,JUTE | MT | 21,280 | 86,965 | 10,952 | 11,745 |

TABLE 22 --U.S. AGRICULTURAL IMPORTS: QUANTITY AND VALUE, AREA BY COMMODITY GROUP, FISCAL YEARS 1978 AND 1979.--CONTINUED

| AREA AND COMMODITY GROUP | UNIT | QUANTITY | | VALUE | |
|-----------------------------|------|----------|---------|---------------------|--------------------|
| | | 1978 | 1979 | 1978' 1,000 00L. | 1979 1,000 00L. |
| CILS-ESSENTIAL | MT | 1,169 | 1,890 | 15,673 | 22,381 |
| DRUGS | MT | 3,884 | 15,489 | 11,495 | 21,839 |
| OTHER COMPLEMENTARY | NA | --- | --- | 2,463 | 3,741 |
| SUPPLEMENTARY | NA | --- | --- | 1,017,275 | 1,063,370 |
| ANIMALS & ANIMAL PRODS | NA | --- | --- | 66,430 | 51,665 |
| ANIMALS-LIVE,EX PLTRY | NA | --- | --- | 236 | 280 |
| MEATS AND MEAT PRODS | MT | 1,225 | 1,441 | 3,240 | 4,007 |
| MEATS-FRESH,FROZEN | MT | 895 | 1,099 | 2,202 | 2,887 |
| MEATS-PREP,PRES | MT | 321 | 342 | 995 | 1,115 |
| PORK | MT | 4 | 0 | 21 | 0 |
| POULTRY & PRODUCTS | NA | --- | --- | 36,260 | 13,425 |
| DAIRY PRODUCTS | NA | --- | --- | 5 | 9 |
| NONFAT DRY MILK | MT | 0 | 0 | 1 | 0 |
| CASEIN AND MIXTURES | MT | 0 | 0 | 0 | 0 |
| FATS OILS AND GREASES | MT | 1,387 | 1,050 | 992 | 787 |
| HIDES AND SKINS | NA | --- | --- | 4,123 | 6,611 |
| SHEEP & LAMB SKINS | MT | 69 | 67 | 542 | 493 |
| FURSKINS | NA | --- | --- | 2,177 | 2,494 |
| WOOL-UMD,EX FREE | MT | 1,094 | 1,001 | 7,797 | 7,108 |
| SAUSAGE CASINGS | NA | --- | --- | 1,740 | 2,489 |
| OTHER ANIMAL PRODUCTS | NA | --- | --- | 12,038 | 16,949 |
| VEGETABLE PRODUCTS | NA | --- | --- | 950,846 | 1,011,705 |
| GRAINS AND PREPS | NA | --- | --- | 25,350 | 32,683 |
| BARLEY | MT | 3 | 6 | 4 | 5 |
| PISCUITS,WAFERS | MT | 2,100 | 2,077 | 5,048 | 5,401 |
| FRUITS AND PREPS | NA | --- | --- | 130,807 | 147,709 |
| FRESH OR FROZEN | MT | 844 | 778 | 638 | 753 |
| STRAWBERRIES | MT | 0 | 0 | 2 | 0 |
| PREPARED OR PRES | MT | 202,893 | 219,700 | 118,244 | 131,910 |
| PINEAPPLES | MT | 158,253 | 181,193 | 80,945 | 95,517 |
| FRUIT JUICES | MLT | 93,003 | 101,809 | 11,924 | 15,049 |
| NUTS AND PREFS | NA | --- | --- | 46,652 | 51,253 |
| VEGETABLES AND PREPS | NA | --- | --- | 164,979 | 158,182 |
| FRESH OR FROZEN | NA | --- | --- | 4,300 | 5,722 |
| PREPARED OR PRES | NA | --- | --- | 160,679 | 152,379 |
| OLIVES | MLT | 32 | 49 | 25 | 57 |
| MUSHROOMS,CANNED | MT | 40,511 | 39,541 | 95,359 | 86,510 |
| HOPS & EXTRACT EQ | MT | 0 | 0 | 0 | 0 |
| SUGAR AND REL PRODS | NA | --- | --- | 195,941 | 183,632 |
| SUGAR-CANE,BEET | MT | 962,305 | 541,924 | 192,516 | 96,665 |
| CONFECTIONERY PRODS | MT | 1,372 | 1,266 | 2,837 | 2,723 |
| SPICES | MT | 1,014 | 1,295 | 1,514 | 2,016 |
| TORACCO,UNPFD | MT | 20,335 | 21,524 | 33,864 | 35,910 |
| TOBACCO-FILLER | MT | 3,568 | 3,217 | 5,967 | 5,804 |
| TOBACCO-SCRAP | MT | 16,506 | 17,520 | 27,805 | 29,971 |
| BEVERGES EX FR JUICE | MLT | 10,202 | 10,677 | 7,823 | 8,107 |
| WINE | MLT | 2,757 | 2,271 | 3,962 | 3,520 |
| MALT BEVERAGES | MLT | 7,332 | 8,211 | 3,736 | 4,391 |
| FEEDS & FODDERS | NA | --- | --- | 707 | 836 |
| OILSEEDS AND PRODS | NA | --- | --- | 334,029 | 460,257 |
| OILSEEDS & OILNUTS | MT | 2,153 | 326 | 3,165 | 516 |
| SESAME SEED | MT | 39 | 40 | 87 | 102 |
| OILS AND WAXES-VEG. | MT | 648,228 | 603,563 | 330,868 | 459,743 |
| CASTOR OIL | MT | 391 | 0 | 355 | 0 |
| COCONUT OIL | MT | 432,538 | 417,021 | 222,501 | 338,051 |
| OLIVE OIL | MT | 523 | 0 | 328 | 0 |
| PALM OIL | MT | 162,974 | 125,343 | 74,209 | 72,749 |
| PALM KERNEL OIL | MT | 48,238 | 56,780 | 26,512 | 41,872 |

TABLE 22 --U.S. AGRICULTURAL IMPORTS: QUANTITY AND VALUE, AREA BY COMMODITY GROUP, FISCAL YEARS 1978 AND 1979.--CONTINUED

| AREA AND COMMODITY GROUP | UNIT | QUANTITY | | VALUE | |
|-----------------------------|------|----------|--------|--------------------|--------------------|
| | | 1978 | 1979 | 1978 1,000 DOL. | 1979 1,000 DOL. |
| OILCAKE AND MEAL | MT | 0 | 0 | 0 | 0 |
| COTTON,EX LINTERS | MT | 2 | 0 | 3 | 0 |
| COTTON LINTERS | MT | 0 | 99 | 0 | 51 |
| SEEDS,FIELD & GARDEN | NA | --- | --- | 3,383 | 4,518 |
| NURSERY STOCK | NA | --- | --- | 2,215 | 1,600 |
| OTHER VEG PRODUCTS | NA | --- | --- | 3,582 | 5,024 |
| JAPAN | --- | --- | --- | 88,619 | 88,966 |
| COMPLEMENTARY | NA | --- | --- | 7,926 | 9,148 |
| COFFEE-ROASTED | MT | 0 | 0 | 1 | 3 |
| COFFEE-SOLUBLE,EXTRACTS | MT | 0 | 0 | 1 | 1 |
| CHOCOLATE PREPARATIONS | MT | 3 | 2 | 13 | 16 |
| TEA-CRUDE OR PREPARED | MT | 3,111 | 3,276 | 2,438 | 2,342 |
| SPICES | MT | 60 | 49 | 270 | 225 |
| FIBERS-EX COTTON,JUTE | MT | 0 | 80 | 1 | 44 |
| GILS-ESSENTIAL | MT | 5 | 16 | 14 | 1,264 |
| DRUGS | MT | 198 | 209 | 4,978 | 5,108 |
| OTHER COMPLEMENTARY | NA | --- | --- | 211 | 146 |
| SUPPLEMENTARY | NA | --- | --- | 80,693 | 79,818 |
| ANIMALS & ANIMAL PRODS | NA | --- | --- | 6,531 | 6,957 |
| ANIMALS-LIVE,EX PLTRY | NA | --- | --- | 181 | 235 |
| MEATS AND MEAT PRODS | MT | 305 | 288 | 1,375 | 1,776 |
| MEATS-FRESH,FROZEN | MT | 289 | 276 | 1,254 | 1,673 |
| MEATS-PREP,PRES | MT | 16 | 12 | 121 | 103 |
| PORK | MT | 4 | 0 | 21 | 0 |
| POULTRY & PRODUCTYS | NA | --- | --- | 16 | 27 |
| DAIRY PRODUCTS | NA | --- | --- | 1 | 1 |
| NONFAT DRY MILK | MT | 0 | 0 | 1 | 0 |
| CASEIN AND MIXTURES | MT | 0 | 0 | 0 | 0 |
| FATS OILS AND GREASES | MT | 1,165 | 735 | 879 | 610 |
| HIDES AND SKINS | NA | --- | --- | 2,033 | 2,236 |
| FURSKINS | NA | --- | --- | 2,032 | 2,204 |
| SAUSAGE CASINGS | NA | --- | --- | 363 | 139 |
| OTHER ANIMAL PRODUCTS | NA | --- | --- | 1,683 | 1,932 |
| VEGETABLE PRODUCTS | NA | --- | --- | 74,163 | 72,861 |
| GRAINS AND PREPS | NA | --- | --- | 14,124 | 16,366 |
| BARLEY | MT | 1 | 4 | 0 | 3 |
| PISCUITS,WAFERS | MT | 1,472 | 1,241 | 3,789 | 3,778 |
| FRUITS AND PREPS | NA | --- | --- | 23,328 | 19,807 |
| FRESH OR FROZEN | MT | 836 | 688 | 623 | 729 |
| PREPARED OR PRES | MT | 25,536 | 18,969 | 22,613 | 19,022 |
| PINEAPPLES | MT | 19 | 72 | 17 | 39 |
| FRUIT JUICES | MLT | 26 | 22 | 93 | 56 |
| NUTS AND PREPS | NA | --- | --- | 215 | 172 |
| VEGETABLES AND PREPS | NA | --- | --- | 19,719 | 20,063 |
| FRESH OR FROZEN | NA | --- | --- | 214 | 215 |
| PREPARED OR PRES | NA | --- | --- | 19,505 | 19,848 |
| OLIVES | MLT | 32 | 49 | 25 | 57 |
| MUSHROOMS,CANNED | MT | 498 | 217 | 1,167 | 497 |
| SUGAR AND REL PRODS | NA | --- | --- | 1,098 | 827 |
| SUGAR-CANE,BEET | MT | 2 | 0 | 5 | 1 |
| CONFECTIONERY PRODS | MT | 238 | 185 | 980 | 815 |
| SPICES | MT | 14 | 25 | 76 | 109 |
| TOBACCO,UNPFC | MT | 1 | 1 | 6 | 5 |
| TOBACCO-FILLER | MT | 1 | 1 | 6 | 5 |
| BEVERGES EX FR JUICE | PLT | 6,010 | 6,258 | 5,805 | 6,043 |
| WINE | MLY | 2,557 | 2,167 | 3,706 | 3,398 |

TABLE 22 --U.S. AGRICULTURAL IMPORTS: QUANTITY AND VALUE, AREA BY COMMODITY GROUP, FISCAL YEARS 1978 AND 1979 -CONTINUED

| AREA AND COMMODITY GROUP | UNIT | QUANTITY | | VALUE | |
|-----------------------------|------|----------|--------|--------------------|---------------------------------|
| | | 1978 | 1979 | 1978 1,000 DOL. | 1979 ¹ 1,000 DOL. |
| MALT BEVERAGES | MLT | 3,428 | 4,032 | 2,049 | 2,574 |
| FEEDS & FEEDERS | NA | --- | --- | 237 | 286 |
| OILSEEDS AND PRODS | NA | --- | --- | 4,697 | 3,721 |
| OILSEEDS & OILNUTS | MT | 1,066 | 31 | 1,810 | 90 |
| SESAME SEED | MT | 33 | 29 | 76 | 84 |
| OILS AND WAXES-VEG | MT | 1,541 | 1,576 | 2,887 | 3,632 |
| SEEDS, FIELD & GARDEN | NA | --- | --- | 1,284 | 2,448 |
| NURSERY STOCK | NA | --- | --- | 1,983 | 1,426 |
| OTHER VEG PRODUCTS | NA | --- | --- | 993 | 1,588 |
| CHINA MAINLAND | --- | --- | --- | 78,968 | 77,671 |
| COMPLEMENTARY | NA | --- | --- | 19,397 | 27,841 |
| COFFEE-GREEN | MT | 0 | 52 | 0 | 153 |
| COFFEE-ROASTED | MT | 0 | 0 | 0 | 0 |
| COCOA-CAKE, POWDER, ETC | MT | 290 | 0 | 1,801 | 0 |
| CHOCOLATE PREPARATIONS | MT | 1 | 9 | 2 | 7 |
| TEA-CRUDE OR PREPARED | MT | 2,228 | 5,386 | 4,019 | 7,090 |
| SPICES | MT | 1,906 | 2,197 | 2,054 | 2,521 |
| SILK-RAW | MT | 171 | 263 | 3,600 | 6,186 |
| OILS-ESSENTIAL | MT | 285 | 534 | 5,472 | 5,659 |
| DRUGS | MT | 3,282 | 15,067 | 2,354 | 5,950 |
| OTHER COMPLEMENTARY | NA | --- | --- | 95 | 274 |
| SUPPLEMENTARY | NA | --- | --- | 59,571 | 49,831 |
| ANIMALS & ANIMAL PRODS | NA | --- | --- | 41,913 | 26,604 |
| MEATS AND MEAT PRODS | MT | 521 | 759 | 675 | 945 |
| MEATS-FRESH, FROZEN | MT | 521 | 757 | 675 | 939 |
| MEATS-PREP, PRES | MT | 0 | 2 | 0 | 6 |
| POULTRY & PRODUCTS | NA | --- | --- | 26,794 | 7,841 |
| DAIRY PRODUCTS | NA | --- | --- | 1 | 0 |
| FATS OILS AND GREASES | MT | 0 | 0 | 0 | 0 |
| HIDES AND SKINS | NA | --- | --- | 90 | 547 |
| FURSKINS | NA | --- | --- | 88 | 222 |
| WOOL-UND, EX FREE | MT | 697 | 311 | 4,909 | 2,585 |
| SAUSAGE CASINGS | NA | --- | --- | 1,066 | 1,874 |
| OTHER ANIMAL PRODUCTS | NA | --- | --- | 8,378 | 12,812 |
| VEGETABLE PRODUCTS | NA | --- | --- | 17,658 | 23,227 |
| GRAINS AND PREPS | NA | --- | --- | 1,548 | 1,777 |
| DISCUITS, WAFERS | MT | 14 | 12 | 20 | 23 |
| FRUITS AND PREPS | NA | --- | --- | 1,067 | 1,538 |
| FRESH OR FROZEN | MT | 0 | 0 | 3 | 1 |
| STRAWBERRIES | MT | 0 | 0 | 2 | 0 |
| PREPARED OR PRES | MT | 757 | 1,118 | 1,059 | 1,484 |
| FRUIT JUICES | MLT | 8 | 188 | 5 | 54 |
| NUTS AND PREPS | NA | --- | --- | 7,204 | 8,033 |
| VEGETABLES AND PREPS | NA | --- | --- | 2,735 | 2,596 |
| FRESH OR FROZEN | NA | --- | --- | 227 | 227 |
| PREPARED OR PRES | NA | --- | --- | 2,508 | 2,368 |
| MUSHROOMS, CANNED | MT | 14 | 30 | 30 | 58 |
| HOPS & EXTRACT EQ | MT | 0 | 0 | 0 | 0 |
| SUGAR AND REL PRODS | NA | --- | --- | 344 | 3,910 |
| SUGAR-CANE, BEET | MT | 23 | 9 | 10 | 4 |
| CONFECTIONERY PRODS | MT | 52 | 59 | 59 | 67 |
| SPICES | MT | 716 | 967 | 976 | 1,443 |
| TOBACCO, UNMFD | MT | 289 | 78 | 381 | 15 |
| TOBACCO-FILLER | MT | 288 | 7 | 380 | 9 |
| TOBACCO-SCRAP | MT | 1 | 2 | 1 | 0 |
| BEVERGES EX FR JUICE | MLT | 274 | 609 | 188 | 314 |

TABLE 22 --U.S. AGRICULTURAL IMPORTS: QUANTITY AND VALUE, AREA BY COMMODITY GROUP, FISCAL YEARS 1978 AND 1979.--CONTINUED

| AREA AND COMMODITY GROUP | UNIT | QUANTITY | | VALUE | |
|-----------------------------|------|----------|---------|--------------------|--------------------|
| | | 1978 | 1979 | 1978 1,000 DOL. | 1979 1,000 DOL. |
| WINE | MLT | 23 | 12 | 45 | 17 |
| MALT BEVERAGES | MLT | 233 | 582 | 120 | 275 |
| OILSEEDS AND PRODS | NA | --- | --- | 3,137 | 3,186 |
| OILSEEDS & OILNUTS | MT | 120 | 106 | 121 | 104 |
| SESAME SEED | MT | 2 | 3 | 4 | 6 |
| OILS AND WAXES-VEG | MT | 1,735 | 2,655 | 3,017 | 3,082 |
| CASTOR OIL | MT | 295 | 0 | 268 | 0 |
| OLIVE OIL | MT | 0 | 0 | 0 | 0 |
| COTTON,EX LINTERS | MT | 0 | 0 | 0 | 0 |
| COTTON LINTERS | MT | 0 | 99 | 0 | 51 |
| SEEDS,FIELD & GARDEN | NA | --- | --- | 4 | 50 |
| NURSERY STOCK | NA | --- | --- | 5 | 1 |
| OTHER VEG PRODUCTS | NA | --- | --- | 68 | 312 |
| E & SE ASIA EX JAPAN & CM | --- | --- | --- | 1,746,777 | 2,121,579 |
| COMPLEMENTARY | NA | --- | --- | 869,767 | 1,187,859 |
| BANANAS-FRESH | MT | 2 | 0 | 1 | 1 |
| PLANTAINS-FRESH | MT | 0 | 0 | 0 | 0 |
| COFFEE-GREEN | MT | 59,256 | 97,797 | 156,915 | 250,458 |
| COFFEE-ROASTED | MT | 16 | 388 | 62 | 1,086 |
| COFFEE-SOLUBLE,EXTRACTS | MT | 21 | 22 | 66 | 185 |
| COCOA BEANS | MT | 724 | 1,666 | 2,117 | 5,387 |
| COCOA BUTTER | MT | 976 | 2,770 | 4,260 | 12,713 |
| COCOA-CAKE,PCWDR,ETC | MT | 1,240 | 1,064 | 5,867 | 3,998 |
| CHOCOLATE PREPARATIONS | MT | 73 | 74 | 141 | 138 |
| TEA-CRUDE OR PREPARED | MT | 14,156 | 11,635 | 23,622 | 18,411 |
| SPICES | MT | 21,989 | 26,207 | 43,435 | 44,030 |
| ALLIED GUMS | MT | 2,216 | 3,167 | 5,363 | 6,071 |
| RUBBER-CRUDE | MT | 705,674 | 726,957 | 600,269 | 804,015 |
| RUBBER-LATEX | MT | 36,901 | 34,124 | 39,166 | 39,296 |
| RUBBER-DRY FORM | MT | 668,773 | 692,833 | 565,103 | 764,719 |
| SILK-RAW | MT | 8 | 5 | 186 | 97 |
| FIBERS-EX COTTON,JUTE | MT | 21,280 | 86,885 | 10,951 | 11,701 |
| FIBERS-ESSENTIAL | MT | 878 | 1,340 | 10,187 | 15,458 |
| DRUGS | MT | 404 | 213 | 4,163 | 10,781 |
| OTHER COMPLEMENTARY | NA | --- | --- | 2,157 | 3,321 |
| SUPPLEMENTARY | NA | --- | --- | 877,011 | 933,721 |
| ANIMALS & ANIMAL PRODS | NA | --- | --- | 17,986 | 18,104 |
| ANIMALS-LIVE,EX PLTRY | NA | --- | --- | 55 | 45 |
| MEATS AND MEAT PRODS | MT | 399 | 394 | 1,190 | 1,286 |
| MEATS-FRESH,FROZEN | MT | 85 | 66 | 273 | 275 |
| MEATS-PREP,PRES | MT | 305 | 328 | 874 | 1,006 |
| POULTRY & PRODUCTS | NA | --- | --- | 9,450 | 5,557 |
| DAIRY PRODUCTS | NA | --- | --- | 3 | 7 |
| FATS OILS AND GREASES | MT | 222 | 315 | 113 | 177 |
| HIDES AND SKINS | NA | --- | --- | 2,000 | 3,828 |
| SHEEP & LAMB SKINS | MT | 69 | 67 | 542 | 493 |
| FURSKINS | NA | --- | --- | 57 | 68 |
| WOOL-UMD,EX FREE | MT | 397 | 690 | 2,888 | 4,523 |
| SAUSAGE CASINGS | NA | --- | --- | 311 | 476 |
| OTHER ANIMAL PRODUCTS | NA | --- | --- | 1,977 | 2,205 |
| VEGETABLE PRODUCTS | NA | --- | --- | 859,025 | 915,617 |
| GRAINS AND PREPS | NA | --- | --- | 9,678 | 14,540 |
| BARLEY | MT | 2 | 2 | 4 | 2 |
| PISCUITS,WAFERS | MT | 614 | 824 | 1,239 | 1,600 |
| FRUITS AND PREPS | NA | --- | --- | 106,412 | 126,364 |
| FRESH OR FROZEN | MT | 8 | 90 | 12 | 23 |

TABLE 22. --U.S. AGRICULTURAL IMPORTS: QUANTITY AND VALUE, AREA BY COMMODITY GROUP, FISCAL YEARS 1978 AND 1979 -CONTINUED

| AREA AND COMMODITY GROUP | UNIT | QUANTITY | | VALUE | |
|-----------------------------|------|----------|---------|--------------------|--------------------|
| | | 1978 | 1979 | 1978 1,000 DOL. | 1979 1,000 DOL. |
| PREPARED OR PRES | MT | 176,600 | 199,703 | 94,572 | 111,404 |
| PINFAPPLES | MT | 158,234 | 181,121 | 80,928 | 95,478 |
| FRUIT JUICES | MLT | 92,969 | 101,509 | 11,826 | 14,939 |
| NUTS AND PREPS | NA | --- | --- | 39,233 | 43,048 |
| VEGETABLES AND PREPS | NA | --- | --- | 142,525 | 135,443 |
| FRESH OR FROZEN | NA | --- | --- | 3,859 | 5,280 |
| PREPARED OR PRES | NA | --- | --- | 138,666 | 130,163 |
| MUSHROOMS,CANNED | MT | 39,999 | 39,294 | 94,162 | 85,955 |
| SUGAR AND REL PRODS | NA | --- | --- | 194,499 | 98,895 |
| SUGAR-CANE,BEET | MT | 962,284 | 541,915 | 192,501 | 96,660 |
| CONFECTIONERY PRODS | MT | 1,082 | 1,022 | 1,798 | 1,841 |
| SPICES | MT | 284 | 303 | 462 | 464 |
| TOBACCO,UNMFD | MT | 20,045 | 21,465 | 33,477 | 35,890 |
| TOBACCO-FILLER | MT | 3,279 | 3,209 | 5,581 | 5,790 |
| TOBACCO-SCRAP | MT | 16,505 | 17,618 | 27,804 | 29,971 |
| BEVERGES EX FR JUICE | MLT | 3,918 | 3,810 | 1,830 | 1,750 |
| WINE | MLT | 177 | 92 | 211 | 105 |
| MALT BEVERAGES | MLT | 3,671 | 3,597 | 1,567 | 1,542 |
| FEEDS & FODDERS | NA | --- | --- | 470 | 350 |
| OILSEEDS AND PRODS | NA | --- | --- | 326,195 | 453,350 |
| OILSEEDS & OILNUTS | MT | 967 | 189 | 1,234 | 322 |
| SESAME SEED | MT | 4 | 8 | 7 | 12 |
| OILS AND WAXES-VEG | MT | 644,952 | 599,332 | 324,964 | 453,029 |
| CASTOR OIL | MT | 96 | 0 | 87 | 0 |
| COCONUT OIL | MT | 432,538 | 417,021 | 222,501 | 338,051 |
| OLIVE OIL | MT | 523 | 0 | 328 | 0 |
| PALM OIL | MT | 162,974 | 125,343 | 74,209 | 72,749 |
| PALM KERNEL OIL | MT | 48,238 | 56,780 | 26,512 | 41,872 |
| OILCAKE AND MEAL | MT | 0 | 0 | 0 | 0 |
| COTTON,EX LINTERS | MT | 2 | 0 | 3 | 0 |
| SEEDS,FIELD & GARDEN | NA | --- | --- | 1,495 | 2,020 |
| NURSERY STOCK | NA | --- | --- | 227 | 173 |
| OTHER VEG PRODUCTS | NA | --- | --- | 2,521 | 3,124 |
| OCEANIA | --- | --- | --- | 1,135,927 | 1,722,165 |
| COMPLEMENTARY | NA | --- | --- | 81,736 | 82,869 |
| PLANTAINS-FRESH | MT | 0 | 2 | 0 | 6 |
| COFFEE-GREEN | MT | 9,608 | 8,773 | 34,053 | 27,515 |
| COFFEE-ROASTED | MT | 4 | 0 | 19 | 0 |
| COFFEE-SOLUBLE,EXTRACTS | MT | 0 | 0 | 0 | 2 |
| COCOA BEANS | MT | 6,230 | 8,410 | 25,077 | 28,959 |
| CHOCOLATE PREPARATIONS | MT | 38 | 66 | 39 | 154 |
| TEA-CRUDE OR PREPARED | MT | 422 | 369 | 610 | 551 |
| SPICES | MT | 861 | 862 | 833 | 764 |
| WOOL-UNMFD,FREE | MT | 7,685 | 8,206 | 19,166 | 23,611 |
| OILS-ESSENTIAL | MT | 4 | 6 | 82 | 76 |
| DRUGS | MT | 234 | 350 | 672 | 1,113 |
| OTHER COMPL_MENTARY | NA | --- | --- | 1,184 | 116 |
| SUPPLEMENTARY | NA | --- | --- | 1,054,190 | 1,639,297 |
| ANIMALS & ANIMAL PRODS | NA | --- | --- | 924,582 | 1,549,813 |
| ANIMALS-LIVE,EX PLTRY | NA | --- | --- | 7,544 | 7,415 |
| MEATS AND MEAT PRODS | MT | 502,688 | 580,090 | 740,737 | 1,328,162 |
| MEATS-P.L.88-482 | MT | 480,706 | 554,078 | 704,535 | 1,275,090 |
| MEATS-FRESH,FROZEN | MT | 484,431 | 558,953 | 709,336 | 1,284,915 |
| BEEF AND VEAL | MT | 483,766 | 556,876 | 708,282 | 1,280,711 |
| PORK | MT | 108 | 74 | 141 | 132 |
| MEATS-PREP,PRES | MT | 2,355 | 1,243 | 3,739 | 2,854 |

TABLE 22 --U.S. AGRICULTURAL IMPORTS: QUANTITY AND VALUE, AREA BY COMMODITY GROUP, FISCAL YEARS 1978 AND 1979 -CONTINUED

| AREA AND COMMODITY GROUP | UNIT | QUANTITY | | VALUE | |
|--------------------------|------|----------|---------|--------------------|--------------------|
| | | 1978 | 1979 | 1978 1,000 DOL. | 1979 1,000 DOL. |
| BEEF AND VEAL | MT | 2,329 | 1,154 | 3,644 | 2,587 |
| PORK | MT | 16 | 86 | 63 | 242 |
| MUTTON, GOAT, & LAMB | MT | 15,678 | 19,775 | 26,965 | 39,982 |
| POULTRY & PRODUCTS | NA | --- | --- | 671 | 1,004 |
| DAIRY PRODUCTS | NA | --- | --- | 96,739 | 122,498 |
| NONFAT DRY MILK | MT | 594 | 324 | 286 | 179 |
| CHEESE | MT | 22,322 | 24,746 | 30,352 | 36,971 |
| CASEIN AND MIXTURES | MT | 50,001 | 51,309 | 58,410 | 78,351 |
| FATS OILS AND GREASES | MT | 1,129 | 1,092 | 502 | 975 |
| HIDES AND SKINS | NA | --- | --- | 35,046 | 41,478 |
| SHEEP & LAMB SKINS | MT | 7,390 | 8,430 | 26,467 | 33,611 |
| FURSKINS | NA | --- | --- | 8,422 | 7,601 |
| WOOL-UMD, EX FREE | MT | 11,213 | 12,078 | 29,800 | 33,617 |
| SAUSAGE CASINGS | NA | --- | --- | 9,373 | 10,718 |
| OTHER ANIMAL PRODUCTS | NA | --- | --- | 4,170 | 3,949 |
| VEGETABLE PRODUCTS | NA | --- | --- | 129,608 | 89,484 |
| GRAINS AND PREPS | NA | --- | --- | 10,912 | 9,926 |
| PISCUITS, WAFERS | MT | 25 | 34 | 25 | 39 |
| FRUITS AND PREPS | NA | --- | --- | 13,594 | 15,857 |
| FRESH OR FROZEN | MT | 14,869 | 27,108 | 18,250 | 10,962 |
| STRAWBERRIES | MT | 37 | 78 | 86 | 268 |
| PREPARED OR PRES | MT | 1,346 | 2,375 | 2,511 | 4,409 |
| PINEAPPLES | MT | 0 | 0 | 0 | 0 |
| FRUIT JUICES | MLT | 2,611 | 1,738 | 933 | 486 |
| NUTS AND PREPS | NA | --- | --- | 466 | 700 |
| VEGETABLES AND PREPS | NA | --- | --- | 809 | 1,384 |
| FRESH OR FROZEN | NA | --- | --- | 378 | 703 |
| TOMATOES | MT | 1 | 1 | 0 | 1 |
| PREPARED OR PRES | NA | --- | --- | 430 | 681 |
| OLIVES | MLT | 0 | 7 | 0 | 16 |
| HOPS & EXTRACT EQ | MT | 103 | 102 | 221 | 198 |
| SUGAR AND REL PRODS | NA | --- | --- | 90,902 | 40,746 |
| SUGAR-CANE, BEET | MT | 461,211 | 146,493 | 85,851 | 32,089 |
| MOLASSES INEDIBLE | MLT | 125 | 96 | 4,809 | 8,259 |
| CONFECTIONERY PRODS | MT | 136 | 171 | 144 | 187 |
| TOBACCO, UNMFD | MT | 0 | 0 | 0 | 0 |
| TOBACCO-FILLER | MT | 0 | 0 | 0 | 0 |
| BEVERGES EX FR JUICE | MLT | 6,682 | 7,751 | 3,032 | 3,727 |
| WINE | MLT | 203 | 225 | 350 | 392 |
| MALT BEVERAGES | MLT | 6,475 | 7,556 | 2,683 | 3,328 |
| FEEDS & FODDERS | NA | --- | --- | 1,317 | 2,267 |
| OILSEEDS AND PRODS | NA | --- | --- | 6,202 | 12,053 |
| OILSEEDS & OILNUTS | MT | 891 | 1,202 | 468 | 709 |
| OILS AND WAXES-VEG | MT | 11,141 | 12,470 | 5,733 | 11,079 |
| OILS AND WAXES-VEG | MT | 11,125 | 12,197 | 5,716 | 10,813 |
| COCONUT OIL | MT | 0 | 1,748 | 0 | 264 |
| OILCAKE AND MEAL | NA | --- | --- | 1,569 | 1,897 |
| SEEDS, FIELD & GARDEN | NA | --- | --- | 531 | 698 |
| NURSERY STOCK | NA | --- | --- | 275 | 229 |
| OTHER VEG PRODUCTS | NA | --- | --- | --- | --- |
| AFRICA | --- | --- | --- | 1,443,345 | 1,246,651 |
| COMPLEMENTARY | NA | --- | --- | --- | --- |
| COFFEE-GREEN | MT | 237,657 | 187,882 | 1,308,197 | 1,097,165 |
| COFFEE-ROASTED | MT | 185 | 0 | 790,293 | 550,868 |
| COFFEE-SOLUBLE, EXTRACTS | MT | 0 | 0 | 594 | 0 |
| COCOA BEANS | MT | 86,007 | 97,152 | 0 | 11 |
| COCOA BUTTER | MT | 8,006 | 5,983 | 287,536 | 337,103 |
| COCOA-CAKE, PCWDR, ETC | MT | 13,825 | 8,720 | 34,063 | 29,636 |
| | | | | 63,427 | 31,035 |

TABLE 22.--U.S. AGRICULTURAL IMPORTS: QUANTITY AND VALUE, AREA BY COMMODITY GROUP, FISCAL YEARS 1978 AND 1979--CONTINUED

| AREA AND COMMODITY GROUP | UNIT | QUANTITY | | VALUE | |
|-----------------------------|------|----------|---------|--------------------|--------------------|
| | | 1978 | 1979 | 1978 1,000 DOL. | 1979 1,000 DOL. |
| CHOCOLATE PREPARATIONS | MT | 584 | 577 | 3,087 | 2,015 |
| TEA-CRUDE OR PREPARED | MT | 14,184 | 14,189 | 22,066 | 27,051 |
| SPICES | MT | 4,924 | 4,726 | 25,496 | 27,200 |
| RUBBER-CRUDE | MT | 66,411 | 61,068 | 58,786 | 67,865 |
| RUBBER-LATEX | MT | 25,192 | 22,573 | 23,523 | 23,963 |
| RUBBER-DRY FORM | MT | 41,219 | 38,495 | 35,263 | 43,901 |
| WOOL-UNMFD, FREE | MT | 169 | 154 | 184 | 277 |
| FIBERS-EX COTTON, JUTE | MT | 2,236 | 14,556 | 1,044 | 1,287 |
| OILS-ESSENTIAL | MT | 447 | 522 | 5,819 | 7,066 |
| DRUGS | MT | 479 | 383 | 11,662 | 13,309 |
| OTHER COMPLEMENTARY | NA | --- | --- | 4,234 | 2,445 |
| SUPPLEMENTARY | NA | --- | --- | 135,149 | 149,484 |
| ANIMALS & ANIMAL PRODS | NA | --- | --- | 15,109 | 12,874 |
| ANIMALS-LIVE, EX PLTRY | NA | --- | --- | 990 | 492 |
| POULTRY & PRODUCTS | NA | --- | --- | 1,421 | 1,238 |
| DAIRY PRODUCTS | NA | --- | --- | 475 | 1 |
| NONFAT DRY MILK | MT | 0 | 0 | 0 | 1 |
| CHEESE | MT | 366 | 0 | 475 | 0 |
| FATS OILS AND GREASES | MT | 1 | 27 | 2 | 7 |
| HIDES AND SKINS | NA | --- | --- | 10,440 | 8,764 |
| SHEEP & LAMB SKINS | MT | 1,841 | 1,307 | 9,379 | 7,496 |
| FURSKINS | NA | --- | --- | 164 | 12 |
| WOOL-UNMFD, EX FREE | MT | 119 | 257 | 359 | 1,078 |
| SAUSAGE CASINGS | NA | --- | --- | 183 | 46 |
| OTHER ANIMAL PRODUCTS | NA | --- | --- | 1,239 | 1,249 |
| VEGETABLE PRODUCTS | NA | --- | --- | 120,041 | 136,608 |
| GRAINS AND PREPS | NA | --- | --- | 22 | 61 |
| FRUITS AND PREPS | NA | --- | --- | 7,742 | 12,261 |
| FRESH OR FROZEN | MT | 8,758 | 4,148 | 1,423 | 1,844 |
| PREPARED OR PRES | MT | 4,174 | 5,827 | 2,220 | 3,442 |
| PINEAPPLES | MT | 4,061 | 4,976 | 2,122 | 2,660 |
| FRUIT JUICES | MLT | 17,967 | 26,472 | 4,099 | 6,975 |
| NUTS AND PREPS | NA | --- | --- | 40,997 | 31,389 |
| VEGETABLES AND PREPS | NA | --- | --- | 2,014 | 2,878 |
| FRESH OR FROZEN | NA | --- | --- | 27 | 80 |
| PREPARED OR PRES | NA | --- | --- | 1,987 | 2,797 |
| OLIVES | MLT | 334 | 181 | 220 | 160 |
| MUSHROOMS, CANNED | MT | 2 | 11 | 5 | 20 |
| SUGAR AND REL PRODS | NA | --- | --- | 51,707 | 66,032 |
| SUGAR-CAKE, BEET | MT | 222,307 | 268,047 | 47,177 | 56,515 |
| MOLASSES INEDIBLE | MLT | 100 | 137 | 3,137 | 8,169 |
| CONFECTIONERY PRODS | MT | 1,157 | 1,296 | 940 | 1,234 |
| SPICES | MT | 561 | 231 | 606 | 252 |
| TOBACCO, UNMFD | MT | 1,884 | 4,945 | 8,967 | 14,199 |
| TOBACCO-FILLER | MT | 1,066 | 1,072 | 3,429 | 3,094 |
| TOBACCO-SCRAP | MT | 576 | 3,370 | 1,130 | 7,657 |
| BEVERGES EX FR JUICE | MLT | 622 | 500 | 637 | 568 |
| WINE | MLT | 617 | 500 | 634 | 568 |
| MALT BEVERAGES | MLT | 5 | 0 | 3 | 0 |
| FEEDS & FEEDERS | NA | --- | --- | 1,493 | 1,625 |
| OIL SEEDS AND PRODS | NA | --- | --- | 1,032 | 3,383 |
| OILSEEDS & OILNUTS | MT | 201 | 307 | 101 | 216 |
| SESAME SEED | MT | 0 | 1 | 2 | 2 |
| OILS AND WAXES-VEG | MT | 731 | 3,205 | 932 | 3,167 |
| OLIVE OIL | MT | 680 | 640 | 810 | 799 |
| PALM OIL | MT | 31 | 27 | 25 | 23 |
| PALM KERNEL OIL | MT | 0 | 2,427 | 0 | 2,113 |
| COTTON, EX LINTERS | MT | 605 | 504 | 1,408 | 1,167 |

TABLE 22 --U.S. AGRICULTURAL IMPORTS: QUANTITY AND VALUE, AREA BY COMMODITY GROUP, FISCAL YEARS 1978 AND 1979 -CONTINUED

| AREA AND COMMODITY GROUP | UNIT | QUANTITY | | VALUE | |
|--------------------------|------|----------|---------|--------------------|--------------------|
| | | 1978 | 1979 | 1978 1,000 DOL. | 1979 1,000 DOL. |
| SEEDS, FIELD & GARDEN | NA | --- | --- | 739 | 1,267 |
| NURSERY STOCK | NA | --- | --- | 684 | 631 |
| OTHER VEG PRODUCTS | NA | --- | --- | 1,994 | 894 |
| NORTH AFRICA | --- | --- | --- | 10,609 | 10,598 |
| COMPLEMENTARY | NA | --- | --- | 5,397 | 6,247 |
| SPICES | MT | 2,900 | 3,132 | 2,836 | 3,841 |
| OILS-ESSENTIAL | MT | 114 | 80 | 2,499 | 2,309 |
| DRUGS | MT | 11 | 5 | 26 | 10 |
| OTHER COMPLEMENTARY | NA | --- | --- | 37 | 87 |
| SUPPLEMENTARY | NA | --- | --- | 5,212 | 4,349 |
| ANIMALS & ANIMAL PRODS | NA | --- | --- | 1,395 | 942 |
| ANIMALS-LIVE, EX PLTRY | NA | --- | --- | 987 | 434 |
| HIDES AND SKINS | NA | --- | --- | 0 | 221 |
| SHFEP & LAMB SKINS | MT | 0 | 39 | 0 | 208 |
| FURSKINS | NA | --- | --- | 0 | 1 |
| OTHER ANIMAL PRODUCTS | NA | --- | --- | 408 | 288 |
| VEGETABLE PRODUCTS | NA | --- | --- | 3,817 | 3,407 |
| GRAINS AND PREPS | NA | --- | --- | 0 | 5 |
| FRUITS AND PREPS | MT | 46 | 88 | 67 | 141 |
| FRESH OR FROZEN | MT | 3 | 21 | 38 | 85 |
| PREPARED OR PRES | MLT | 29 | 76 | 3 | 18 |
| FRUIT JUICES | NA | --- | --- | 26 | 38 |
| NUTS AND PREPS | NA | --- | --- | 0 | 103 |
| VEGETABLES AND PREPS | NA | --- | --- | 1,017 | 1,442 |
| FRESH OR FROZEN | NA | --- | --- | 24 | 65 |
| PREPARED OR PRES | NA | --- | --- | 993 | 1,377 |
| OLIVES | MLT | 334 | 181 | 220 | 160 |
| SPICES | MT | 559 | 220 | 603 | 232 |
| BEVERGES EX FR JUICE | MLT | 482 | 364 | 356 | 304 |
| WINE | MLT | 482 | 364 | 356 | 304 |
| FEEDS & FODDERS | NA | --- | --- | 9 | 17 |
| OILSEEDS AND PRODS | NA | --- | --- | 849 | 804 |
| OILS AND WAXES-VEG | MT | 680 | 643 | 849 | 804 |
| OLIVE OIL | MT | 680 | 640 | 810 | 799 |
| COTTON, EX LINTERS | MT | 385 | 115 | 903 | 334 |
| SEEDS, FIELD & GARDEN | NA | --- | --- | 0 | 0 |
| OTHER VEG PRODUCTS | NA | --- | --- | 11 | 23 |
| OTHER AFRICA | --- | --- | --- | 1,432,736 | 1,236,053 |
| COMPLEMENTARY | NA | --- | --- | 1,302,800 | 1,090,918 |
| COFFEE-GREEN | MT | 237,657 | 187,802 | 790,293 | 550,868 |
| COFFEE-ROASTED | MT | 185 | 0 | 594 | 0 |
| COFFEE-SOLUBLE, EXTRACTS | MT | 0 | 2 | 0 | 11 |
| COCOA BEANS | MT | 86,007 | 97,192 | 287,536 | 337,103 |
| COCOA BUTTER | MT | 8,006 | 5,903 | 34,063 | 29,636 |
| COCOA-CAKE, POWDER, ETC | MT | 13,825 | 8,720 | 63,427 | 31,035 |
| CHOCOLATE PREPARATIONS | MT | 584 | 577 | 3,087 | 2,015 |
| TEA-CRUDE OR PREPARED | MT | 14,184 | 14,189 | 22,066 | 27,051 |
| SPICES | MT | 2,021 | 1,594 | 22,570 | 23,359 |
| RUBBER-CRUDE | MT | 66,411 | 61,068 | 58,786 | 67,865 |
| RUBBER-LATEX | MT | 25,192 | 22,573 | 23,523 | 23,963 |
| RUBBER-DRY FORM | MT | 41,219 | 38,405 | 35,263 | 43,901 |
| WOOL-UNMF, FREE | MT | 169 | 154 | 184 | 277 |
| FIBERS-EX COTTON, JUTE | MT | 2,236 | 14,556 | 1,044 | 1,287 |
| OILS-ESSENTIAL | MT | 333 | 442 | 3,320 | 4,757 |

TABLE 22 --U.S. AGRICULTURAL IMPORTS: QUANTITY AND VALUE, AREA BY COMMODITY GROUP, FISCAL YEARS 1978 AND 1979 --CONTINUED

| AREA AND COMMODITY GROUP | UNIT | QUANTITY | | VALUE | |
|-----------------------------|------|----------|---------|--------------------|--------------------|
| | | 1978 | 1979 | 1978 1,000 DOL. | 1979 1,000 DOL. |
| DRUGS | MT | 468 | 378 | 11,636 | 13,299 |
| OTHER COMPLEMENTARY | NA | --- | --- | 4,197 | 2,358 |
| SUPPLEMENTARY | NA | --- | --- | 129,937 | 145,135 |
| ANIMALS & ANIMAL PRODS | NA | --- | --- | 13,714 | 11,932 |
| ANIMALS-LIVE,EX PLTRY | NA | --- | --- | 3 | 58 |
| POULTRY & PRODUCTS | NA | --- | --- | 1,421 | 1,238 |
| DAIRY PRODUCTS | NA | --- | --- | 475 | 1 |
| NONFAT DRY MILK | MT | 0 | 0 | 0 | 1 |
| CHEESE | MT | 366 | 0 | 475 | 0 |
| FATS OILS AND GREASES | MT | 1 | 27 | 2 | 7 |
| HIDES AND SKINS | NA | --- | --- | 10,440 | 8,543 |
| SHEEP & LAMB SKINS | MT | 1,841 | 1,268 | 9,379 | 7,288 |
| FURSKINS | NA | --- | --- | 164 | 11 |
| WOOL-UMD,EX FREE | MT | 119 | 257 | 359 | 1,078 |
| SALISAGE CASINGS | NA | --- | --- | 183 | 46 |
| OTHER ANIMAL PRODUCTS | NA | --- | --- | 831 | 961 |
| VEGETABLE PRODUCTS | NA | --- | --- | 116,224 | 133,201 |
| GRAINS AND PREPS | NA | --- | --- | 22 | 56 |
| FRUITS AND PREPS | NA | --- | --- | 7,675 | 12,120 |
| FRESH OR FROZEN | MT | 8,712 | 4,060 | 1,385 | 1,759 |
| PREPARED OR PRES | MT | 4,171 | 5,506 | 2,217 | 3,424 |
| PINEAPPLES | MT | 4,061 | 4,976 | 2,122 | 2,660 |
| FRUIT JUICES | MLT | 17,938 | 26,402 | 4,073 | 6,937 |
| NUTS AND PREPS | NA | --- | --- | 40,997 | 31,286 |
| VEGETABLES AND PREPS | NA | --- | --- | 997 | 1,436 |
| FRESH OR FROZEN | NA | --- | --- | 3 | 15 |
| PREPARED OR PRES | NA | --- | --- | 994 | 1,420 |
| MUSHROOMS,CANNED | MT | 2 | 11 | 5 | 20 |
| SUGAR AND REL PRODS | NA | --- | --- | 51,707 | 66,032 |
| SUGAR-CAKE,BEET | MT | 222,307 | 268,047 | 47,177 | 56,515 |
| MOLASSES INEDIBLE | MLT | 100 | 137 | 3,137 | 8,169 |
| CONFECTIONERY PRODS | MT | 1,157 | 1,296 | 940 | 1,234 |
| SPTCES | MT | 2 | 11 | 3 | 20 |
| TOBACCO,UNMFD | MT | 1,884 | 4,945 | 8,967 | 14,199 |
| TOBACCO-FILLER | MT | 1,066 | 1,078 | 3,429 | 3,094 |
| TOBACCO-SCRAP | MT | 576 | 3,370 | 1,130 | 7,657 |
| BEVERGES EX FR JUICE | MLT | 140 | 136 | 281 | 264 |
| WINE | MLT | 135 | 136 | 278 | 264 |
| MALT BEVERAGES | MLT | 5 | 0 | 3 | 0 |
| FEEDS & FEEDERS | NA | --- | --- | 1,484 | 1,608 |
| OIL SEEDS AND PRODS | NA | --- | --- | 183 | 2,579 |
| OILSEEDS & OILNUTS | MT | 201 | 307 | 101 | 216 |
| SESAME SEED | MT | 0 | 1 | 2 | 2 |
| OILS AND WAXES-VEG | MT | 51 | 2,562 | 83 | 2,363 |
| PALM OIL | MT | 31 | 27 | 25 | 23 |
| PALM KERNEL OIL | MT | 0 | 2,427 | 0 | 2,113 |
| COTTON,EX LINTERS | MT | 216 | 389 | 505 | 833 |
| SEEDS,FIELD & GARDEN | NA | --- | --- | 739 | 1,267 |
| NURSERY STOCK | NA | --- | --- | 684 | 631 |
| OTHER VEG PRODCTS | NA | --- | --- | 1,983 | 871 |
| DEVELOPED COUNTRIES | --- | --- | --- | 4,088,277 | 5,087,716 |
| COMPLEMENTARY | NA | --- | --- | 459,704 | 435,893 |
| BANANAS-FRESH | MT | 271 | 26 | 38 | 5 |
| PLANTAINS-FRESH | MT | 55 | 2 | 19 | 6 |
| COFFEE-GREEN | MT | 664 | 1,224 | 3,000 | 4,779 |
| COFFEE-ROASTED | MT | 515 | 365 | 2,695 | 1,848 |

TABLE 22. --U.S. AGRICULTURAL IMPORTS: QUANTITY AND VALUE, AREA BY COMMODITY GROUP, FISCAL YEARS 1978 AND 1979:--CONTINUED

| AREA AND COMMODITY GROUP | UNIT | QUANTITY | | VALUE | |
|-----------------------------|------|----------|---------|--------------------|--------------------|
| | | 1978 | 1979 | 1978 1,000 DOL. | 1979 1,000 DOL. |
| COFFEE-SOLUBLE,EXTRACTS | MT | 1,643 | 3,168 | 31,118 | 37,318 |
| COCOA BEANS | MT | 1,103 | 832 | 2,817 | 3,234 |
| COCOA BUTTER | MT | 1,643 | 3,087 | 7,847 | 14,037 |
| COCOA-CAKE,POWDER,ETC | MT | 40,351 | 31,842 | 190,874 | 147,300 |
| CHOCOLATE PREPARATIONS | MT | 21,965 | 23,582 | 60,748 | 68,604 |
| TEA-CRUDE OR PREPARED | MT | 9,757 | 10,983 | 19,001 | 18,334 |
| SPICES | MT | 5,197 | 6,182 | 9,917 | 11,759 |
| ALLIED GUMS | MT | 0 | 0 | 1 | 0 |
| RUBBER-CRUDE | MT | 1,960 | 140 | 2,350 | 167 |
| RUBBER-DRY FORM | MT | 1,960 | 140 | 2,350 | 167 |
| WOOL-UNMFD,FREE | MT | 8,921 | 9,724 | 22,331 | 28,114 |
| FIBERS-EX COTTON,JUTE | MT | 17 | 383 | 8 | 147 |
| OILS-ESSENTIAL | MT | 953 | 1,005 | 26,358 | 28,718 |
| DRUGS | MT | 10,166 | 11,266 | 74,898 | 68,472 |
| OTHER COMPLEMENTARY | NA | --- | --- | 4,680 | 4,051 |
| SUPPLEMENTARY | NA | --- | --- | 3,628,575 | 4,651,826 |
| ANIMALS & ANIMAL PRODS | NA | --- | --- | 1,884,223 | 2,671,500 |
| ANIMALS-LIVE,EX PLTRY | NA | --- | --- | 210,895 | 246,831 |
| CATTLE-DUTIABLE | MNO | 512 | 333 | 120,820 | 129,168 |
| MEATS AND MEAT PRODS | MT | 611,571 | 711,983 | 1,032,163 | 1,674,391 |
| MEATS-P.L.88-482 | MT | 505,367 | 588,773 | 747,194 | 1,355,504 |
| MEATS-FRESH,FROZEN | MT | 512,083 | 596,786 | 757,941 | 1,372,768 |
| BEEF AND VEAL | MT | 508,417 | 591,554 | 750,940 | 1,361,086 |
| PORK | MT | 22,355 | 41,517 | 32,715 | 66,063 |
| MEATS-PREP,PRES | MT | 59,824 | 52,189 | 209,361 | 190,739 |
| BEEF AND VEAL | MT | 3,257 | 2,249 | 6,580 | 6,135 |
| PORK | MT | 53,319 | 45,721 | 194,795 | 173,936 |
| MUTTON,GOAT, & LAMB | MT | 15,721 | 19,211 | 27,014 | 40,055 |
| POULTRY & PRODUCTS | NA | --- | --- | 36,013 | 24,156 |
| DAIRY PRODUCTS | NA | --- | --- | 300,537 | 364,797 |
| NONFAT DRY MILK | MT | 1,281 | 1,004 | 727 | 686 |
| CHEESE | MT | 91,495 | 100,883 | 220,447 | 257,450 |
| CASEIN AND MIXTURES | MT | 57,262 | 61,285 | 68,228 | 94,959 |
| FATS OILS AND GREASES | MT | 6,832 | 6,879 | 3,597 | 4,488 |
| HIDES AND SKINS | NA | --- | --- | 181,545 | 241,357 |
| SHEEP & LAMB SKINS | MT | 9,159 | 9,805 | 31,596 | 39,615 |
| FURSKINS | NA | --- | --- | 124,891 | 162,904 |
| WOOL-UMD,EX FREE | MT | 11,695 | 12,641 | 32,216 | 35,877 |
| SAUSAGE CASINGS | NA | --- | --- | 40,090 | 40,583 |
| OTHER ANIMAL PRODUCTS | NA | --- | --- | 47,172 | 39,719 |
| VEGETABLE PRODUCTS | NA | --- | --- | 1,744,353 | 1,980,324 |
| GRAINS AND PREPS | NA | --- | --- | 154,292 | 183,613 |
| WHEAT-EX SEED,ED | MT | 29 | 1,495 | 8 | 209 |
| BARLE | MT | 95,463 | 153,887 | 10,443 | 17,350 |
| RISCUITS,WAFERS | MT | 36,674 | 38,666 | 63,241 | 70,959 |
| FRUITS AND PREPS | NA | --- | --- | 107,681 | 126,447 |
| FRESH OR FROZEN | MT | 85,611 | 99,458 | 46,738 | 44,081 |
| STRAWBERRIES | MT | 478 | 759 | 403 | 789 |
| PREPARED OR PRES | MT | 53,745 | 49,154 | 46,927 | 52,999 |
| PINEAPPLES | MT | 2,750 | 3,938 | 1,465 | 2,086 |
| FRUIT JUICES | MLT | 47,473 | 87,562 | 14,409 | 29,367 |
| NUTS AND PREPS | NA | --- | --- | 9,558 | 7,217 |
| VEGETABLES AND PREPS | NA | --- | --- | 252,576 | 224,900 |
| FRESH OR FROZEN | NA | --- | --- | 24,222 | 25,836 |
| TOMATOES | MT | 523 | 437 | 298 | 254 |
| PREPARED OR PRES | NA | --- | --- | 228,351 | 199,063 |
| OLIVES | MLT | 66,578 | 49,831 | 70,519 | 68,027 |
| MUSHROOMS,CANNED | MT | 920 | 685 | 2,900 | 1,838 |

~~PB83-148874~~

~~U.S. FOREIGN AGRICULTURAL TRADE STATISTICAL REPORT, FISCAL YEAR 197~~
9. ECONOMIC RESEARCH SERVICE, WASHINGTON, DC. INTERNATIONAL ECONO
MICS DIV. SEP 80 303P

4 OF 4

PB83

148874

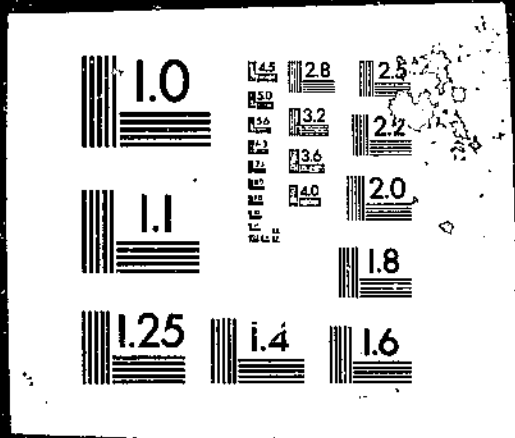


TABLE 22. --U.S. AGRICULTURAL IMPORTS: QUANTITY AND VALUE, AREA BY COMMODITY GROUP, FISCAL YEARS 1978 AND 1979--CONTINUED

| AREA AND COMMODITY GROUP | UNIT | QUANTITY | | VALUE | |
|-----------------------------|------|-----------|-----------|--------------------|--------------------|
| | | 1978 | 1979 | 1978 1,000 DOL. | 1979 1,000 DOL. |
| HOPS & EXTRACT EQ | MT | 3,596 | 3,644 | 9,672 | 12,525 |
| SUGAR AND REL PRODS | NA | --- | --- | 216,186 | 175,669 |
| SUGAR-CANE,BEET | MT | 654,830 | 252,410 | 138,525 | 57,334 |
| MOLASSES INEDIBLE | MLT | 202 | 258 | 8,712 | 17,310 |
| CONFECTIONERY PRODS | MT | 27,495 | 30,344 | 46,881 | 78,283 |
| SPICES | MT | 4,755 | 5,820 | 7,283 | 9,253 |
| TOBACCO,UNMFD | MT | 24,420 | 33,084 | 62,367 | 82,015 |
| TOBACCO-FILLER | MT | 20,778 | 22,251 | 54,791 | 60,150 |
| TOBACCO-SCRAP | MT | 3,241 | 10,061 | 7,469 | 21,562 |
| BEVERGES EX FR JUICE | MLT | 656,123 | 792,258 | 691,663 | 888,418 |
| WINE | MLT | 311,765 | 342,082 | 492,798 | 600,485 |
| MALT BEVERAGES | MLT | 342,714 | 447,283 | 197,838 | 286,348 |
| FEEDS & FODDERS | NA | --- | --- | 56,455 | 69,057 |
| OILSEEDS AND PRODS | NA | --- | --- | 79,508 | 94,392 |
| OILSEEDS & OILNUTS | MT | 60,156 | 91,298 | 19,663 | 24,019 |
| FLAXSEED | MT | 18,812 | 55,907 | 3,173 | 13,392 |
| SESAME SEED | MT | 33 | 75 | 76 | 109 |
| OILS AND WAXES-VEG | MT | 48,055 | 46,344 | 58,691 | 68,686 |
| CASTOR OIL | MT | 12 | 0 | 25 | 2 |
| COCONUT OIL | MT | 8 | 11 | 16 | 19 |
| OLIVE OIL | MT | 26,685 | 26,171 | 35,495 | 40,457 |
| PALM OIL | MT | 364 | 328 | 163 | 202 |
| PALM KERNEL OIL | MT | 7,385 | 5,794 | 8,316 | 9,350 |
| COILCAKE AND MEAL | MT | 6,093 | 9,933 | 1,152 | 1,687 |
| COTTON,EX LINTERS | MT | 0 | 0 | 0 | 0 |
| COTTON LINTERS | MT | 0 | 50 | 0 | 15 |
| SEEDS,FIELD & GARDEN | NA | --- | --- | 33,405 | 34,486 |
| NURSERY STOCK | NA | --- | --- | 47,742 | 54,011 |
| OTHER VEG PRODUCTS | NA | --- | --- | 25,729 | 30,912 |
| LESS DEVELOPED COUNTRIES | --- | --- | --- | 9,364,943 | 10,641,313 |
| COMPLEMENTARY | NA | --- | --- | 6,085,939 | 6,640,612 |
| BANANAS-FRESH | MT | 2,235,262 | 2,319,800 | 336,460 | 378,127 |
| PLANTAINS-FRESH | MT | 66,597 | 69,458 | 12,364 | 12,457 |
| COFFEE-GREEN | MT | 950,273 | 1,191,379 | 3,462,818 | 3,638,914 |
| COFFEE-ROASTED | MT | 22,253 | 23,542 | 76,916 | 71,068 |
| COFFEE-SOLUBLE,EXTRACTS | MT | 16,825 | 27,604 | 159,489 | 214,989 |
| COCOA BEANS | MT | 170,042 | 189,536 | 568,523 | 643,194 |
| COCOA BUTTER | MT | 20,368 | 25,451 | 88,236 | 124,497 |
| COCOA-CAKE,POWDER,ETC | MT | 36,548 | 30,469 | 156,183 | 105,865 |
| CHOCOLATE PREPARATIONS | MT | 44,886 | 45,063 | 187,199 | 182,197 |
| TEA-CRUDE OR PREPARED | MT | 54,080 | 56,040 | 89,613 | 93,556 |
| SPICES | MT | 55,339 | 60,674 | 117,675 | 116,731 |
| ALLIED GUMS | MT | 2,460 | 3,390 | 5,849 | 6,581 |
| RUBBER-CRUDE | MT | 776,714 | 794,913 | 663,581 | 879,756 |
| RUBBER-LATEX | MT | 62,123 | 56,697 | 58,715 | 63,259 |
| RUBBER-DRY FORM | MT | 714,591 | 738,216 | 604,866 | 816,496 |
| SILK-RAW | MT | 92 | 99 | 1,756 | 2,255 |
| WOOL-UNMFD,FREE | MT | 2,370 | 2,291 | 5,541 | 6,525 |
| FIBERS-EX COTTON,JUTE | MT | 57,693 | 134,177 | 28,144 | 29,504 |
| OILS-ESSENTIAL | MT | 3,612 | 4,016 | 49,050 | 58,161 |
| DRUGS | MT | 33,861 | 15,282 | 57,428 | 56,111 |
| OTHER COMPLEMENTARY | NA | --- | --- | 19,199 | 20,133 |
| SUPPLEMENTARY | NA | --- | --- | 3,279,003 | 4,000,703 |
| ANIMALS & ANIMAL PRODS | NA | --- | --- | 550,328 | 763,267 |
| ANIMALS-LIVE,EX PLTRY | NA | --- | --- | 182,962 | 106,914 |
| CATTLE-DUTIABLE | MNO | 721 | 517 | 96,913 | 101,087 |

TABLE 22 --U.S. AGRICULTURAL IMPORTS: QUANTITY AND VALUE, AREA BY COMMODITY GROUP, FISCAL YEARS 1978 AND 1979--CONTINUED

| AREA AND COMMODITY GROUP | UNIT | QUANTITY | | VALUE | |
|-----------------------------|------|------------|------------|--------------------|--------------------|
| | | 1978 | 1979 | 1978 1,000 DOL. | 1979 1,000 DOL. |
| MEATS AND MEAT PRODS | MT | 190,944 | 217,176 | 334,903 | 540,026 |
| MEATS-P.L.P8-482 | MT | 117,447 | 134,343 | 203,383 | 327,828 |
| MEATS-FRESH,FROZEN | MT | 120,826 | 138,068 | 210,833 | 338,779 |
| REEF AND VEAL | MT | 118,072 | 134,584 | 204,165 | 328,214 |
| PORK | MT | 0 | 9 | 0 | 10 |
| MEATS-PREP,PRES | MT | 69,596 | 78,488 | 122,512 | 198,748 |
| BEEF AND VEAL | MT | 69,205 | 77,955 | 121,457 | 197,224 |
| PORK | MT | 0 | 14 | 0 | 48 |
| MUTTON,GOAT, & LAMB | MT | 130 | 140 | 269 | 333 |
| POULTRY & PRODUCTS | NA | --- | --- | 9,687 | 5,883 |
| DAIRY PRODUCTS | NA | --- | --- | 11,686 | 8,724 |
| NONFAT DRY MILK | MT | 0 | 0 | 0 | 1 |
| CHEESE | MT | 4,302 | 2,926 | 9,336 | 7,210 |
| CASEIN AND MIXTURES | MT | 1,475 | 794 | 2,004 | 1,447 |
| FATS OILS AND GREASES | MT | 2,430 | 2,825 | 2,111 | 2,375 |
| HIDES AND SKINS | NA | --- | --- | 44,697 | 59,259 |
| SHEEP & LAMB SKINS | MT | 8,943 | 8,122 | 37,406 | 45,651 |
| FURSKINS | NA | --- | --- | 2,017 | 1,595 |
| WOOL-UMD,EX FREE | MT | 2,825 | 2,195 | 9,808 | 7,539 |
| SAUSAGE CASINGS | NA | --- | --- | 5,623 | 8,340 |
| OTHER ANIMAL PRODUCTS | NA | --- | --- | 28,856 | 24,210 |
| VEGETABLE PRODUCTS | NA | --- | --- | 2,728,675 | 3,237,430 |
| GRAINS AND PREPS | NA | --- | --- | 33,513 | 39,547 |
| PARLEY | MT | 2 | 2 | 4 | 2 |
| BISCUITS,WAFERS | MT | 5,195 | 6,145 | 5,405 | 6,699 |
| FRUITS AND PREPS | NA | --- | --- | 357,278 | 514,505 |
| FRESH OR FROZEN | MT | 14,746,583 | 17,577,773 | 111,366 | 145,284 |
| STRAWBERRIES | MT | 52,140 | 61,049 | 25,518 | 39,572 |
| PREPARED OR PRES | MT | 244,740 | 281,126 | 133,697 | 176,378 |
| PINEAPPLES | MT | 180,081 | 201,273 | 92,994 | 106,855 |
| FRUIT JUICES | MLT | 579,402 | 1,010,228 | 112,215 | 192,843 |
| NUTS AND PREPS | NA | --- | --- | 183,392 | 222,668 |
| VEGETABLES AND PREPS | NA | --- | --- | 508,378 | 545,166 |
| FRESH OR FROZEN | NA | --- | --- | 318,759 | 348,926 |
| TOMATOES | MT | 378,962 | 324,539 | 163,936 | 155,207 |
| PREPARED OR PRES | NA | --- | --- | 189,616 | 196,238 |
| OLIVES | MLT | 837 | 456 | 408 | 318 |
| MUSHROOMS,CANNED | MT | 40,660 | 40,138 | 96,003 | 88,089 |
| HOPS & EXTRACT EQ | MT | 4 | 4 | 10 | 2 |
| SUGAR AND REL PRODS | NA | --- | --- | 829,200 | 908,607 |
| SUGAR-CANE,BEET | MT | 3,726,575 | 3,931,783 | 742,240 | 794,283 |
| MOLASSES INEDIBLE | MLT | 1,447 | 1,254 | 57,235 | 89,349 |
| CONFECTIONERY PRODS | MT | 11,610 | 11,001 | 9,912 | 10,312 |
| SPICES | MT | 3,898 | 3,983 | 4,604 | 4,562 |
| TOBACCO,UNMFD | MT | 110,204 | 117,389 | 257,234 | 271,480 |
| TOBACCO-FILLER | MT | 56,967 | 55,206 | 160,471 | 161,309 |
| TOBACCO-SCRAP | MT | 48,386 | 55,064 | 87,132 | 99,473 |
| BEVERGES EX FR JUICE | MLT | 33,345 | 42,401 | 18,242 | 23,949 |
| WINE | MLT | 2,216 | 2,532 | 2,109 | 2,854 |
| MALT BEVERAGES | MLT | 28,690 | 36,495 | 14,875 | 19,448 |
| FEEDS & FOODERS | NA | --- | --- | 8,879 | 6,107 |
| OILSEEDS AND PRODS | NA | --- | --- | 424,152 | 568,238 |
| OILSEEDS & OILNUTS | MT | 34,725 | 33,878 | 28,478 | 33,326 |
| SESAME SEED | MT | 30,427 | 32,518 | 24,565 | 31,907 |
| OILS AND WAXES-VEG | MT | 718,259 | 692,403 | 395,068 | 533,456 |
| CASTOR OIL | MT | 45,662 | 52,481 | 39,745 | 38,386 |
| COCONUT OIL | MT | 444,655 | 438,421 | 228,868 | 356,339 |
| OLIVE OIL | MT | 1,348 | 742 | 1,327 | 937 |
| PALM OIL | MT | 164,011 | 125,370 | 74,762 | 72,772 |

TABLE 22.--U.S. AGRICULTURAL IMPORTS: QUANTITY AND VALUE, AREA BY COMMODITY GROUP, FISCAL YEARS 1978 AND 1979.--CONTINUED

| AREA AND COMMODITY GROUP | UNIT | QUANTITY | | VALUE | |
|-----------------------------|------|----------|--------|--------------------|--------------------|
| | | 1978 | 1979 | 1978 1,000 DOL. | 1979 1,000 DOL. |
| PALM KERNEL OIL | MT | 48,238 | 59,257 | 26,512 | 44,032 |
| GILCAKE AND MEAL | MT | 3,175 | 8,317 | 609 | 1,458 |
| COTTON,EX LINTERS | MT | 834 | 1,301 | 1,771 | 2,024 |
| COTTON LINTERS | MT | 13,923 | 14,249 | 4,281 | 4,807 |
| SEEDS,FIELD & GARDEN | NA | --- | --- | 13,485 | 13,832 |
| NURSERY STOCK | NA | --- | --- | 57,745 | 79,065 |
| OTHER VEG PRODUCTS | NA | --- | --- | 26,520 | 32,867 |
| CENTRAL PLAN | --- | --- | --- | 433,252 | 457,714 |
| COMPLEMENTARY | NA | --- | --- | 26,343 | 34,895 |
| COFFEE-GREEN | MT | 0 | 52 | 0 | 153 |
| COFFEE-ROASTED | MT | 0 | 0 | 0 | 0 |
| COCOA-CAKE,POWDER,ETC | MT | 486 | 25 | 2,664 | 105 |
| CHOCOLATE PREPARATIONS | MT | 242 | 289 | 355 | 426 |
| TEA-CRUDE OR PREPARED | MT | 2,332 | 5,736 | 4,182 | 7,383 |
| SPICES | MT | 3,856 | 4,446 | 4,561 | 6,493 |
| SILK-RAW | MT | 171 | 263 | 3,600 | 6,186 |
| WOOL-UNMFD,FREE | MT | 40 | 14 | 99 | 32 |
| OILS-ESSENTIAL | MT | 327 | 540 | 6,718 | 7,626 |
| DRUGS | MT | 3,443 | 15,090 | 3,808 | 6,023 |
| OTHER COMPLEMENTARY | NA | --- | --- | 355 | 464 |
| SUPPLEMENTARY | NA | --- | --- | 406,908 | 422,820 |
| ANIMALS & ANIMAL PRODS | NA | --- | --- | 318,749 | 332,841 |
| ANIMALS-LIVE,EX PLTRY | NA | --- | --- | 923 | 1,282 |
| MEATS AND MEAT PRODS | MT | 69,188 | 77,543 | 229,612 | 261,206 |
| MEATS-FRESH,FROZEN | MT | 771 | 1,996 | 1,226 | 3,909 |
| MEATS-PREP,PRES | MT | 68,417 | 75,530 | 228,386 | 257,270 |
| BEEF AND VEAL | MT | 92 | 204 | 104 | 249 |
| PORK | MT | 68,277 | 76,246 | 228,100 | 259,130 |
| POULTRY & PRODUCTS | NA | --- | --- | 42,395 | 16,217 |
| DAIRY PRODUCTS | NA | --- | --- | 11,960 | 15,399 |
| CHEESE | MT | 4,124 | 6,581 | 7,185 | 11,504 |
| CASEIN AND MIXTURES | MT | 4,565 | 3,038 | 4,774 | 3,895 |
| FATS OILS AND GREASES | MT | 106 | 37 | 30 | 8 |
| HIDES AND SKINS | NA | --- | --- | 14,633 | 15,015 |
| SHEEP & LAMB SKINS | MT | 45 | 34 | 214 | 165 |
| FURSKINS | NA | --- | --- | 14,156 | 14,475 |
| WOOL-UMD,EX FREE | MT | 1,085 | 766 | 7,771 | 6,850 |
| SAUSAGE CASINGS | NA | --- | --- | 1,539 | 1,951 |
| OTHER ANIMAL PRODUCTS | NA | --- | --- | 9,885 | 14,913 |
| VEGETABLE PRODUCTS | NA | --- | --- | 88,160 | 89,978 |
| GRAINS AND PREPS | NA | --- | --- | 2,710 | 2,595 |
| PISCUITS,WAFERS | MT | 836 | 585 | 677 | 585 |
| FRUITS AND PREPS | NA | --- | --- | 5,684 | 5,020 |
| FRESH OR FROZEN | MT | 4,754 | 3,718 | 2,789 | 2,453 |
| STRAWBERRIES | MT | 4,735 | 3,718 | 2,755 | 2,452 |
| PREPARED OR PRES | MT | 926 | 1,423 | 1,201 | 1,743 |
| FRUIT JUICES | MLT | 8,815 | 6,332 | 1,693 | 1,825 |
| NUTS AND PREPS | NA | --- | --- | 7,206 | 8,039 |
| VEGETABLES AND PREPS | NA | --- | --- | 6,916 | 8,232 |
| FRESH OR FROZEN | NA | --- | --- | 229 | 227 |
| PREPARED OR PRES | NA | --- | --- | 6,687 | 8,004 |
| OLIVES | MLT | 0 | 31 | 0 | 35 |
| MUSHROOMS,CANNED | MT | 93 | 113 | 241 | 308 |
| HOPS & EXTRACT EQ | MT | 1,147 | 1,440 | 3,122 | 4,403 |
| SUGAR AND REL PRODS | NA | --- | --- | 1,472 | 4,971 |
| SUGAR-CANE,BEET | MT | 23 | 9 | 10 | 4 |

TABLE 24 --U.S. AGRICULTURAL IMPORTS: QUANTITY AND VALUE, AREA BY COMMODITY GROUP, FISCAL YEARS 1978 AND 1979 -CONTINUED

| AREA AND COMMODITY GROUP | UNIT | QUANTITY | | VALUE | |
|---------------------------------|------|----------|--------|--------------------|--------------------|
| | | 1978 | 1979 | 1978 1,000 DOL. | 1979 1,000 DOL. |
| CONFECTIONERY PRODS | MT | 1,220 | 1,164 | | |
| SPICES | MT | 2,204 | 2,615 | 1,100 | 1,008 |
| TOBACCO, UNMFD | MT | 16,288 | 14,216 | 3,203 | 3,625 |
| TOBACCO-FILLER | MT | 16,151 | 13,992 | 51,861 | 45,681 |
| TOBACCO-SCRAP | MT | 137 | 175 | 51,722 | 45,483 |
| BEVERGES EX FR JUICE | MLT | 3,468 | 3,590 | 139 | 193 |
| WINE | MLT | 1,578 | 1,575 | 2,440 | 2,974 |
| MALT BEVERAGES | MLT | 1,871 | 1,989 | 1,551 | 1,987 |
| FEEDS & FEEDERS | NA | --- | --- | 865 | 959 |
| OILSEEDS AND PRODS | NA | --- | --- | 1 | 6 |
| OILSEEDS & OILNUTS | MT | 515 | 832 | 4,660 | 5,718 |
| FLAXSEED | MT | 0 | 0 | 391 | 564 |
| SESAME SEED | MT | 2 | 3 | 0 | 0 |
| OILS AND WAXES-VEG | MT | 3,969 | 5,925 | 4 | 6 |
| CASTOR OIL | MT | 295 | 0 | 4,271 | 5,154 |
| OLIVE OIL | MT | 0 | 23 | 268 | 0 |
| COTTON, EX LINTERS | MT | 0 | 0 | 0 | 32 |
| COTTON LINTERS | MT | 0 | 99 | 0 | 0 |
| SEEDS, FIELD & GARDEN | NA | --- | --- | 0 | 51 |
| NURSERY STOCK | NA | --- | --- | 1,835 | 1,552 |
| OTHER VEG PRODUCTS | NA | --- | --- | 5 | 1 |
| CENTRAL PLAN-EUR (INC U.S.S.R.) | --- | --- | --- | 163 | 511 |
| COMPLEMENTARY | NA | --- | --- | 351,365 | 375,752 |
| COCOA-CAKE, POWDER, ETC | MT | 196 | 25 | 6,946 | 7,054 |
| CHOCOLATE PREPARATIONS | MT | 241 | 280 | 863 | 105 |
| TEA-CRUDE OR PREPARED | MT | 104 | 350 | 353 | 419 |
| SPICES | MT | 1,950 | 2,249 | 163 | 293 |
| WOOL-UNMFD, FREE | MT | 40 | 14 | 2,507 | 3,972 |
| OILS-ESSENTIAL | MT | 42 | 46 | 99 | 32 |
| DRUGS | MT | 161 | 23 | 1,246 | 1,967 |
| OTHER COMPLEMENTARY | NA | --- | --- | 1,454 | 73 |
| SUPPLEMENTARY | NA | --- | --- | 260 | 190 |
| ANIMALS & ANIMAL PRODS | NA | --- | --- | 344,418 | 368,698 |
| ANIMALS-LIVE, EX PLTRY | NA | --- | --- | 273,917 | 301,946 |
| MEATS AND MEAT PRODS | MT | 68,667 | 76,784 | 923 | 1,282 |
| MEATS-FRESH, FROZEN | MT | 250 | 1,239 | 228,937 | 260,261 |
| MEATS-PREP, PRES | MT | 68,417 | 75,528 | 551 | 2,970 |
| BEEF AND VEAL | MT | 92 | 204 | 228,386 | 257,264 |
| PORK | MT | 68,277 | 76,246 | 104 | 249 |
| POULTRY & PRODUCTS | NA | --- | --- | 228,100 | 259,130 |
| DAIRY PRODUCTS | NA | --- | --- | 15,601 | 8,376 |
| CHEESE | MT | 4,124 | 6,581 | 11,959 | 15,399 |
| CASEIN AND MIXTURES | MT | 4,565 | 3,038 | 7,185 | 11,504 |
| FATS OILS AND GREASES | MT | 106 | 37 | 4,774 | 3,895 |
| HIDES AND SKINS | NA | --- | --- | 30 | 8 |
| SHEEP & LAMB SKINS | MT | 45 | 34 | 14,486 | 14,442 |
| FURSKINS | NA | --- | --- | 214 | 165 |
| SAUSAGE CASINGS | NA | --- | --- | 14,011 | 14,227 |
| OTHER ANIMAL PRODUCTS | NA | --- | --- | 473 | 77 |
| VEGETABLE PRODUCTS | NA | --- | --- | 1,507 | 2,101 |
| GRAINS AND PREPS | NA | --- | --- | 70,502 | 66,751 |
| PISCUITS, WAFERS | MT | 822 | 573 | 1,162 | 818 |
| FRUITS AND PREPS | NA | --- | --- | 657 | 562 |
| FRESH OR FROZEN | MT | 4,754 | 3,718 | 4,617 | 4,482 |
| STRAWBERRIES | MT | 4,735 | 3,718 | 2,786 | 2,452 |
| PREPARED OR PRES | MT | 169 | 305 | 2,753 | 2,452 |
| | | | | 142 | 259 |

TABLE 22 --U.S. AGRICULTURAL IMPORTS: QUANTITY AND VALUE, AREA BY COMMODITY GROUP, FISCAL YEARS 1978 AND 1979--CONTINUED

| AREA AND COMMODITY GROUP | UNIT | QUANTITY | | VALUE | |
|-----------------------------|------|----------|--------|--------------------|--------------------|
| | | 1978 | 1979 | 1978 1,000 DOL. | 1979 1,000 DOL. |
| FRUIT JUICES | MLT | 8,807 | 6,144 | 1,688 | 1,771 |
| NUTS AND PREPS | NA | --- | --- | 2 | 6 |
| VEGETABLES AND PREPS | NA | --- | --- | 4,181 | 5,636 |
| FRESH OR FROZEN | NA | --- | --- | 2 | 0 |
| PREPARED OR PRES | NA | --- | --- | 4,179 | 5,636 |
| OLIVES | MLT | 0 | 31 | 0 | 35 |
| MUSHROOMS, CANNED | MT | 79 | 83 | 211 | 250 |
| HOPS & EXTRACT EG | MT | 1,147 | 1,440 | 3,122 | 4,403 |
| SUGAR AND REL PRODS | NA | --- | --- | 1,128 | 1,061 |
| CONFECTIONERY PRODS | MT | 1,168 | 1,105 | 1,041 | 941 |
| SPICES | MT | 1,488 | 1,648 | 2,227 | 2,182 |
| TOBACCO, UNPFD | MT | 15,999 | 14,158 | 51,480 | 45,666 |
| TOBACCO-FILLER | MT | 15,863 | 13,985 | 51,342 | 45,474 |
| TOBACCO-SCRAP | MT | 136 | 173 | 138 | 193 |
| BEVERAGES EX FR JUICE | MLT | 3,194 | 2,981 | 2,252 | 2,660 |
| WINE | MLT | 1,555 | 1,563 | 1,506 | 1,970 |
| MALT BEVERAGES | MLT | 1,638 | 1,407 | 745 | 684 |
| FEEDS & FODDERS | NA | --- | --- | 1 | 6 |
| OILSEEDS AND PRODS | NA | --- | --- | 1,523 | 2,532 |
| OILSEEDS & OILNUTS | MT | 398 | 726 | 270 | 460 |
| FLAXSEED | MT | 0 | 0 | 0 | 0 |
| OILS AND WAXES-VEG | MT | 2,234 | 3,270 | 1,254 | 2,072 |
| OLIVE OIL | MT | 0 | 23 | 0 | 32 |
| SEEDS, FIELD & GARDEN | NA | --- | --- | 1,831 | 1,502 |
| OTHER VEG PRODUCTS | NA | --- | --- | 95 | 199 |
| CENTRAL PLAN-ASIA | --- | --- | --- | 81,887 | 81,962 |
| COMPLEMENTARY | NA | --- | --- | 19,397 | 27,841 |
| COFFEE-GREEN | MT | 0 | 52 | 0 | 153 |
| COFFEE-ROASTED | MT | 0 | 0 | 0 | 0 |
| COCOA-CAKE, POWDER, ETC | MT | 290 | 0 | 1,801 | 0 |
| CHOCOLATE PREPARATIONS | MT | 1 | 9 | 2 | 7 |
| TEA-CRUDE OR PREPARED | MT | 2,228 | 5,386 | 4,019 | 7,090 |
| SPICES | MT | 1,906 | 2,197 | 2,054 | 2,521 |
| SILK-RAW | MT | 171 | 263 | 3,600 | 6,186 |
| OILS-ESSENTIAL | MT | 285 | 534 | 5,472 | 5,659 |
| DRUGS | MT | 3,282 | 15,067 | 2,354 | 5,950 |
| OTHER COMPLEMENTARY | NA | --- | --- | 95 | 274 |
| SUPPLEMENTARY | NA | --- | --- | 62,490 | 54,122 |
| ANIMALS & ANIMAL PRODS | NA | --- | --- | 44,832 | 30,895 |
| MEATS AND MEAT PRODS | MT | 521 | 759 | 675 | 945 |
| MEATS-FRESH, FROZEN | MT | 521 | 757 | 675 | 939 |
| MEATS-PREP, PRES | MT | 0 | 2 | 0 | 6 |
| POULTRY & PRODUCTS | NA | --- | --- | 26,794 | 7,841 |
| DAIRY PRODUCTS | NA | --- | --- | 1 | 0 |
| FATS OILS AND GREASES | MT | 0 | 0 | 0 | 0 |
| HIDES AND SKINS | NA | --- | --- | 147 | 573 |
| FURSKINS | NA | --- | --- | 145 | 248 |
| WOOL-UMD, EX FREE | MT | 1,085 | 966 | 7,771 | 6,850 |
| SAUSAGE CASINGS | NA | --- | --- | 1,066 | 1,874 |
| OTHER ANIMAL PRODUCTS | NA | --- | --- | 8,378 | 12,812 |
| VEGETABLE PRODUCTS | NA | --- | --- | 17,658 | 20,227 |
| GRAINS AND PREPS | NA | --- | --- | 1,548 | 1,777 |
| PISCUITS, WAFERS | MT | 14 | 12 | 20 | 23 |
| FRUITS AND PREPS | NA | --- | --- | 1,067 | 1,538 |
| FRESH OR FROZEN | MT | 0 | 0 | 3 | 1 |
| STRAWBERRIES | MT | 0 | 0 | 2 | 0 |

TABLE 22. --U.S. AGRICULTURAL IMPORTS: QUANTITY AND VALUE, AREA BY COMMODITY GROUP, FISCAL YEARS 1978 AND 1979 -CONTINUED

| AREA AND COMMODITY GROUP | UNIT | QUANTITY | | VALUE | |
|----------------------------------|------|-----------|-----------|--------------------|--------------------|
| | | 1978 | 1979 | 1978 1,000 DOL. | 1979 1,000 DOL. |
| PREPARED OR PRES FRUIT JUICES | MT | 757 | 1,118 | 1,059 | 1,484 |
| NUTS AND PREPS | MLT | 9 | 188 | 5 | 54 |
| VEGETABLES AND PREPS | NA | --- | --- | 7,204 | 8,033 |
| FRESH OR FROZEN | NA | --- | --- | 2,735 | 2,596 |
| PREPARED OR PRES | NA | --- | --- | 227 | 227 |
| MUSHROOMS, CANNED | MT | 14 | 30 | 2,508 | 2,368 |
| HOPS & EXTRACT EQ | MT | 0 | 0 | 30 | 58 |
| SUGAR AND REL PRODS | NA | --- | --- | 0 | 0 |
| SUGAR-CANE, BEET | MT | 23 | 9 | 344 | 3,910 |
| CONFECTIONERY PRODS | MT | 52 | 59 | 10 | 4 |
| SPICES | MT | 716 | 967 | 59 | 67 |
| TOPACCO, UNMFD | MT | 289 | 58 | 976 | 1,443 |
| TOBACCO-FILLER | MT | 288 | 7 | 381 | 15 |
| TOBACCO-SCRAP | MT | 1 | 2 | 380 | 9 |
| BEVERGES EX FR JUICE | MLT | 274 | 609 | 1 | 0 |
| WINE | MLT | 23 | 12 | 188 | 314 |
| MALT BEVERAGES | MLT | 233 | 582 | 45 | 17 |
| OILSEEDS AND PRODS | NA | --- | --- | 120 | 275 |
| OILSEEDS & OILNUTS | MT | 120 | 106 | 3,137 | 3,186 |
| SESAME SEED | MT | 2 | 3 | 121 | 184 |
| OILS AND WAXES-VEG | MT | 1,735 | 2,655 | 4 | 6 |
| CASTOR OIL | MT | 295 | 0 | 3,017 | 3,082 |
| OLIVE OIL | MT | 0 | 0 | 268 | 0 |
| COTTON, EX LINTERS | MT | 0 | 0 | 0 | 0 |
| COTTON LINTERS | MT | 0 | 0 | 0 | 0 |
| SEEDS, FIELD & GARDEN | NA | --- | 99 | 0 | 51 |
| NURSERY STOCK | NA | --- | --- | 4 | 50 |
| OTHER VEG PRODUCTS | NA | --- | --- | 5 | 1 |
| CACM | --- | --- | --- | 68 | 312 |
| COMPLEMENTARY | --- | --- | --- | 1,090,869 | 1,335,943 |
| BANANAS-FRESH | NA | --- | --- | 792,120 | 879,444 |
| PLANTAINS-FRESH | MT | 1,363,614 | 1,330,102 | 206,401 | 219,650 |
| COFFEE-GREEN | MT | 13,411 | 16,464 | 2,370 | 3,212 |
| COFFEE-ROASTED | MT | 139,682 | 207,689 | 529,268 | 600,543 |
| COFFEE-SOLUBLE, EXTRACTS | MT | 3,142 | 4,880 | 11,434 | 13,491 |
| COCOA BEANS | MT | 538 | 802 | 4,740 | 5,841 |
| COCOA BUTTER | MT | 6,658 | 4,466 | 23,531 | 15,935 |
| COCOA-CAKE, POWDER, ETC | MT | 884 | 1,241 | 3,683 | 6,357 |
| CHOCOLATE PREPARATIONS | MT | 706 | 1,127 | 2,586 | 3,835 |
| TEA-CRUDE OR PREPARED | MT | 266 | 927 | 1,114 | 3,700 |
| SPICES | MT | 0 | 0 | 2 | 0 |
| FIBERS-EX COTTON, JUTE | MT | 675 | 611 | 1,650 | 1,327 |
| OILS-ESSENTIAL | MT | 100 | 0 | 40 | 0 |
| DRUGS | MT | 241 | 196 | 1,071 | 1,067 |
| OTHER COMPLEMENTARY | NA | 298 | 153 | 468 | 484 |
| SUPPLEMENTARY | --- | --- | --- | 3,764 | 4,033 |
| ANIMALS & ANIMAL PRODS | NA | --- | --- | 298,749 | 456,501 |
| ANIMALS-LIVE, EX PLTRY | NA | --- | --- | 154,339 | 293,341 |
| MEATS AND MEAT PRODS | MT | --- | --- | 215 | 52 |
| MEATS-P.L. 88-482 | MT | 87,802 | 119,796 | 153,662 | 292,545 |
| MEATS-FRESH, FROZEN | MT | 87,075 | 119,575 | 152,716 | 292,233 |
| BEEF AND VEAL | MT | 87,796 | 119,796 | 153,642 | 292,545 |
| MEATS-PREP, PRES | MT | 87,733 | 119,643 | 153,587 | 292,355 |
| BEEF AND VEAL | MT | 6 | 0 | 20 | 0 |
| POULTRY & PRODUCTS | MT | 6 | 0 | 20 | 0 |
| | NA | --- | --- | 0 | 33 |

TABLE 22 --U.S. AGRICULTURAL IMPORTS: QUANTITY AND VALUE, AREA BY COMMODITY GROUP, FISCAL YEARS 1978 AND 1979--CONTINUED

| AREA AND COMMODITY GROUP | UNIT | QUANTITY | | VALUE | |
|-----------------------------|------|----------|-----------|--------------------|--------------------|
| | | 1978 | 1979 | 1978 1,000 DOL. | 1979 1,000 DOL. |
| DAIRY PRODUCTS | NA | --- | --- | 202 | 290 |
| CHEESE | MT | 67 | 91 | 202 | 290 |
| FATS OILS AND GREASES | MT | 22 | 0 | 20 | 0 |
| HIDES AND SKINS | NA | --- | --- | 0 | 172 |
| SAUSAGE CASINGS | NA | --- | --- | 9 | 0 |
| OTHER ANIMAL PRODUCTS | NA | --- | --- | 230 | 250 |
| VEGETABLE PRODUCTS | NA | --- | --- | 144,410 | 163,158 |
| GRAINS AND PREPS | NA | --- | --- | 402 | 441 |
| BISCUITS, WAFERS | MT | 159 | 96 | 140 | 97 |
| FRUITS AND PREPS | NA | --- | --- | 5,283 | 5,953 |
| FRESH OR FROZEN | MT | 802,654 | 1,018,938 | 4,634 | 5,596 |
| STRAWBERRIES | MT | 0 | 25 | 0 | 15 |
| PREPARED OR PRES | MT | 2,968 | 501 | 643 | 235 |
| PINEAPPLES | MT | 97 | 49 | 56 | 28 |
| FRUIT JUICES | MLT | 9 | 151 | 5 | 123 |
| NUTS AND PREPS | NA | --- | --- | 1,908 | 1,740 |
| VEGETABLES AND PREPS | NA | --- | --- | 7,192 | 8,479 |
| FRESH OR FROZEN | NA | --- | --- | 5,072 | 6,264 |
| TOMATOES | MT | 185 | 79 | 99 | 41 |
| PREPARED OR PRES | NA | --- | --- | 2,118 | 2,214 |
| MUSHROOMS, CANNED | MT | 531 | 486 | 1,603 | 1,495 |
| SUGAR AND REL PRODS | NA | --- | --- | 90,217 | 103,641 |
| SUGAR-CANE, BEET | MT | 390,884 | 452,969 | 82,158 | 91,074 |
| MOLASSES INEDIBLE | MLT | 171 | 193 | 7,615 | 11,827 |
| CONFECTIONERY PRODS | MT | 7 | 22 | 6 | 35 |
| TOBACCO, UNMFD | MT | 5,867 | 6,460 | 17,703 | 17,991 |
| TOBACCO-FILLER | MT | 995 | 872 | 3,314 | 3,352 |
| TOBACCO-SCRAP | MT | 4,071 | 3,912 | 10,715 | 10,617 |
| BEVERGES EX FR JUICE | MLT | 44 | 40 | 30 | 33 |
| MALT BEVERAGES | MLT | 44 | 40 | 30 | 33 |
| OILSEEDS AND PRODS | NA | --- | --- | 9,588 | 11,823 |
| OILSEEDS & OILNUTS | MT | 12,328 | 11,938 | 9,585 | 10,891 |
| SESAME SEED | MT | 12,277 | 11,923 | 9,551 | 10,886 |
| OILS AND WAXES-VEG | MT | 1 | 2 | 3 | 5 |
| COCONUT OIL | MT | 1 | 2 | 3 | 5 |
| OILCAKE AND MEAL | MT | 0 | 5,300 | 0 | 928 |
| COTTON LINTERS | MT | 711 | 806 | 300 | 411 |
| SEEDS, FIELD & GARDEN | NA | --- | --- | 3,078 | 3,796 |
| NURSERY STOCK | NA | --- | --- | 8,704 | 8,848 |
| OTHER VEG PRODUCTS | NA | --- | --- | 5 | 1 |
| LAFTA | --- | --- | --- | 4,009,635 | 4,827,954 |
| COMPLEMENTARY | NA | --- | --- | 2,579,306 | 3,018,157 |
| BANANAS-FRESH | MT | 705,501 | 715,504 | 106,331 | 119,569 |
| PLANTAINS-FRESH | MT | 52,562 | 52,160 | 9,813 | 9,056 |
| COFFEE-GREEN | MT | 442,105 | 649,219 | 1,732,594 | 2,089,022 |
| COFFEE-ROASTED | MT | 13,235 | 11,583 | 43,610 | 34,941 |
| COFFEE-SOLUBLE, EXTRACTS | MT | 16,237 | 26,771 | 154,477 | 208,849 |
| COCOA BEANS | MT | 43,009 | 44,804 | 144,935 | 152,892 |
| COCOA BUTTER | MT | 10,271 | 15,114 | 45,257 | 73,620 |
| COCOA-CAKE, POWDER, ETC | MT | 20,736 | 19,449 | 84,167 | 66,741 |
| CHOCOLATE PREPARATIONS | MT | 43,458 | 43,185 | 181,010 | 175,220 |
| TEA-CRUDE OR PREPARED | MT | 8,430 | 11,484 | 9,829 | 11,119 |
| SPICES | MT | 13,426 | 14,959 | 24,244 | 22,857 |
| ALLIED GUMS | MT | 165 | 212 | 334 | 483 |
| RUBBER-CRUDE | MT | 176 | 41 | 439 | 44 |
| RUBBER-DRY FORM | MT | 176 | 41 | 439 | 44 |
| SILK-RAW | MT | 84 | 84 | 1,570 | 2,158 |

TABLE 22.--U.S. AGRICULTURAL IMPORTS: QUANTITY AND VALUE, AREA BY COMMODITY GROUP, FISCAL YEARS 1978 AND 1979 --CONTINUED

| AREA AND COMMODITY GROUP | UNIT | QUANTITY | | VALUE | |
|--------------------------|------|------------|------------|---------------------|--------------------|
| | | 1978 | 1979 | 1978. 1,000 DOL. | 1979 1,000 DOL. |
| WOOL-UNMFD,FREE | MT | 1,716 | 1,768 | 4,341 | 5,599 |
| FIBERS-EX COTTON,JUTE | MT | 23,309 | 22,310 | 13,908 | 14,638 |
| OILS-ESSENTIAL | MT | 1,536 | 1,454 | 16,453 | 20,720 |
| DRUGS | MT | 1,977 | 1,902 | 3,186 | 3,198 |
| OTHER COMPLEMENTARY | NA | --- | --- | 3,610 | 7,435 |
| SUPPLEMENTARY | NA | --- | --- | 1,430,330 | 1,809,798 |
| ANIMALS & ANIMAL PRODS | NA | --- | --- | 315,457 | 370,893 |
| ANIMALS-LIVE,EX PLTRY | NA | --- | --- | 101,308 | 106,143 |
| CATTLE-DUTIABLE | MNO | 721 | 517 | 96,877 | 100,950 |
| MEATS AND MEAT PRODS | MT | 99,340 | 89,852 | 171,815 | 226,552 |
| MEATS-P.L.88-482 | MT | 29,327 | 10,918 | 48,724 | 26,436 |
| MEATS-FRESH,FROZEN | MT | 29,754 | 11,422 | 49,169 | 27,195 |
| BEEF AND VEAL | MT | 29,417 | 11,214 | 48,894 | 27,022 |
| PORK | MT | 0 | 9 | 0 | 10 |
| MEATS-PREP,PRES | MT | 69,203 | 77,933 | 121,400 | 197,184 |
| BEEF AND VEAL | MT | 69,172 | 77,920 | 121,379 | 197,161 |
| MUTTON,GOAT, & LAMB | MT | 0 | 17 | 0 | 11 |
| POULTRY & PRODUCTS | NA | --- | --- | 4 | 14 |
| DAIRY PRODUCTS | NA | --- | --- | 10,895 | 7,783 |
| CHEESE | MT | 3,961 | 2,614 | 8,549 | 6,314 |
| CASEIN AND MIXTURES | MT | 1,475 | 794 | 2,004 | 1,447 |
| FATS OILS AND GREASES | MT | 1,821 | 2,022 | 1,472 | 1,828 |
| HIDES AND SKINS | NA | --- | --- | 2,532 | 5,078 |
| SHEEP & LAMB SKINS | MT | 71 | 73 | 145 | 211 |
| FURSKINS | NA | --- | --- | 1,434 | 1,320 |
| WOOL-UMD,EX FREE | MT | 2,418 | 1,928 | 6,280 | 4,807 |
| SAUSAGE CASINGS | NA | --- | --- | 4,702 | 6,655 |
| OTHER ANIMAL PRODUCTS | NA | --- | --- | 16,451 | 12,031 |
| VEGETABLE PRODUCTS | NA | --- | --- | 1,114,870 | 1,438,904 |
| GRAINS AND PREPS | NA | --- | --- | 17,561 | 18,745 |
| DISCUITS,WAFERS | MT | 4,003 | 4,866 | 3,543 | 4,557 |
| FRUITS AND PREPS | NA | --- | --- | 224,793 | 340,955 |
| FRESH OR FROZEN | MT | 13,940,281 | 16,545,516 | 105,431 | 138,228 |
| STRAWBERRIES | MT | 52,140 | 61,024 | 25,518 | 39,557 |
| PREPARED OR PRES | MT | 36,749 | 39,294 | 19,930 | 25,839 |
| PINFAPPLES | MT | 20,249 | 18,437 | 11,253 | 10,454 |
| FRUIT JUICES | MLT | 481,424 | 904,492 | 99,435 | 176,888 |
| NUTS AND PREPS | NA | --- | --- | 42,578 | 47,801 |
| VEGETABLES AND PREPS | NA | --- | --- | 335,628 | 378,408 |
| FRESH OR FROZEN | NA | --- | --- | 295,749 | 325,155 |
| TOMATOES | MT | 377,618 | 323,548 | 163,456 | 154,903 |
| PREPARED OR PRES | NA | --- | --- | 39,878 | 53,253 |
| OLIVES | MLT | 502 | 253 | 187 | 127 |
| MUSHROOMS,CANNED | MT | 2 | 11 | 4 | 20 |
| HOPS & EXTRACT EQ | MT | 4 | 4 | 10 | 2 |
| SUGAR AND REL PRODS | NA | --- | --- | 277,773 | 395,449 |
| SUGAR-CANE,BEET | MT | 1,179,386 | 1,650,440 | 223,779 | 329,031 |
| MOLASSES INEDIBLE | MLT | 804 | 636 | 31,042 | 48,339 |
| CONFECTIONERY PRODS | MT | 10,410 | 9,831 | 7,971 | 8,287 |
| SPICES | MT | 1,456 | 1,663 | 1,924 | 1,959 |
| TOBACCO,UNMFD | MT | 31,833 | 31,405 | 53,618 | 56,584 |
| TOBACCO-FILLER | MT | 7,606 | 5,197 | 12,331 | 9,610 |
| TOBACCO-SCRAP | MT | 21,377 | 22,417 | 40,007 | 44,135 |
| BEVERGES EX FR JUICE | MLT | 27,961 | 37,811 | 15,234 | 21,473 |
| WINE | MLT | 1,334 | 1,988 | 1,201 | 2,244 |
| MALT BEVERAGES | MLT | 24,547 | 32,593 | 12,996 | 17,707 |
| FEEDS & FOODERS | NA | --- | --- | 6,428 | 3,589 |
| OILSEEDS AND PRODS | NA | --- | --- | 66,440 | 72,836 |

TABLE 22. --U.S. AGRICULTURAL IMPORTS: QUANTITY AND VALUE, AREA BY COMMODITY GROUP, FISCAL YEARS 1978 AND 1979--CONTINUED

| AREA AND COMMODITY GROUP | UNIT | QUANTITY | | VALUE | |
|-----------------------------|------|----------|---------|--------------------|--------------------|
| | | 1978 | 1979 | 1978 1,000 DOL. | 1979 1,000 DOL. |
| OILSEEDS & OILNUTS | MT | 18,912 | 20,704 | 15,691 | 21,402 |
| SESAME SEED | MT | 18,125 | 20,566 | 14,986 | 20,999 |
| OILS AND WAXES-VEG | MT | 45,591 | 57,302 | 50,140 | 50,968 |
| CASTOR OIL | MT | 31,862 | 41,999 | 27,672 | 30,767 |
| OLIVE OIL | MT | 145 | 102 | 189 | 138 |
| PALM KERNEL OIL | MT | 0 | 50 | 0 | 47 |
| OILCAKE AND MEAL | MT | 3,175 | 2,519 | 609 | 466 |
| COTTON, EX LINTERS | MT | 141 | 468 | 214 | 508 |
| COTTON LINTERS | MT | 13,212 | 12,705 | 3,981 | 4,347 |
| SEEDS, FIELD & GARDEN | NA | --- | --- | 3,466 | 3,903 |
| NURSERY STOCK | NA | --- | --- | 47,532 | 68,479 |
| OTHER VEG PRODUCTS | NA | --- | --- | 17,700 | 23,868 |
| CCF | --- | --- | --- | 65,994 | 64,660 |
| COMPLEMENTARY | NA | --- | --- | 10,822 | 9,612 |
| BANANAS-FRESH | MT | 33 | 0 | 5 | 0 |
| COFFEE-GREEN | MT | 674 | 379 | 2,122 | 1,083 |
| COFFEE-ROASTED | MT | 11 | 3 | 89 | 22 |
| COFFEE-SOLUBLE, EXTRACTS | MT | 1 | 1 | 9 | 17 |
| COCOA BEANS | MT | 1,577 | 1,320 | 5,314 | 4,198 |
| COCOA BUTTER | MT | 8 | 65 | 35 | 277 |
| COCOA-CAKE, POWDER, ETC | MT | 4 | 0 | 5 | 0 |
| CHOCOLATE PREPARATIONS | MT | 40 | 29 | 64 | 49 |
| SPICES | MT | 641 | 663 | 1,230 | 1,521 |
| ALLIED GUMS | MT | 17 | 0 | 60 | 0 |
| FIBERS-EX COTTON, JUTE | MT | 1 | 0 | 0 | 0 |
| OILS-ESSENTIAL | MT | 87 | 114 | 1,676 | 2,410 |
| DRUGS | MT | 23 | 0 | 11 | 0 |
| OTHER COMPLEMENTARY | NA | --- | --- | 202 | 36 |
| SUPPLEMENTARY | NA | --- | --- | 55,170 | 55,048 |
| ANIMALS & ANIMAL PRODS | NA | --- | --- | 990 | 818 |
| ANIMALS-LIVE, EX PLTRY | NA | --- | --- | 25 | 0 |
| MEATS AND MEAT PRODS | MT | 124 | 181 | 642 | 814 |
| MEATS-P.L. 88-482 | MT | 0 | 100 | 0 | 269 |
| MEATS-FRESH, FROZEN | MT | 124 | 181 | 642 | 814 |
| BEEF AND VEAL | MT | 0 | 100 | 0 | 269 |
| POULTRY & PRODUCTS | NA | --- | --- | 0 | 2 |
| FATS OILS AND GREASES | MT | 29 | 0 | 215 | 0 |
| HIDES AND SKINS | NA | --- | --- | 107 | 0 |
| OTHER ANIMAL PRODUCTS | NA | --- | --- | 1 | 2 |
| VEGETABLE PRODUCTS | NA | --- | --- | 54,181 | 54,229 |
| GRAINS AND PREPS | NA | --- | --- | 208 | 347 |
| BISCUITS, WAFERS | MT | 59 | 74 | 82 | 52 |
| FRUITS AND PREPS | NA | --- | --- | 427 | 169 |
| FRESH OR FROZEN | MT | 910 | 88 | 353 | 23 |
| PREPARED OR PRES | MT | 80 | 128 | 54 | 130 |
| FRUIT JUICES | MLT | 35 | 21 | 19 | 16 |
| NUTS AND PREPS | NA | --- | --- | 77 | 18 |
| VEGETABLES AND PREPS | NA | --- | --- | 949 | 1,470 |
| FRESH OR FROZEN | NA | --- | --- | 435 | 484 |
| PREPARED OR PRES | NA | --- | --- | 514 | 986 |
| SUGAR AND REL PRODS | NA | --- | --- | 50,931 | 50,668 |
| SUGAR-CANE, BEET | MT | 176,218 | 183,254 | 43,402 | 42,344 |
| MOLASSES INEDIBLE | PLT | 123 | 106 | 5,206 | 7,176 |
| CONFECTIONERY PRODS | MT | 0 | 2 | 1 | 3 |
| TOBACCO, UNMFD | MT | 67 | 59 | 171 | 115 |
| TOBACCO-FILLER | MT | 39 | 24 | 137 | 71 |

TABLE 22. --U.S. AGRICULTURAL IMPORTS: QUANTITY AND VALUE, AREA BY COMMODITY GROUP, FISCAL YEARS 1978 AND 1979 --CONTINUED

| AREA AND COMMODITY GROUP | UNIT | QUANTITY | | VALUE | |
|-----------------------------|------|----------|---------|--------------------|--------------------|
| | | 1978 | 1979 | 1978 1,000 DOL. | 1979 1,000 DOL. |
| TOBACCO-SCRAP | MT | 28 | 28 | 34 | 42 |
| BEVERGES EX FR JUICE | MLT | 216 | 156 | 157 | 125 |
| WINE | MLT | 0 | 6 | 0 | 24 |
| MALT BEVERAGES | MLT | 208 | 134 | 154 | 86 |
| FEEDS & FODDERS | NA | --- | --- | 171 | 144 |
| OILSEEDS AND PRODS | NA | --- | --- | 35 | 53 |
| OILSEEDS & OILNUTS | MT | 1 | 1 | 1 | 1 |
| OILS AND WAXES-VEG | MT | 2 | 24 | 33 | 52 |
| CASTOR OIL | MT | 0 | 0 | 1 | 0 |
| COCONUT OIL | MT | 5 | 24 | 10 | 52 |
| SEEDS, FIELD & GARDEN | NA | --- | --- | 21 | 54 |
| NURSERY STOCK | NA | --- | --- | 949 | 1,007 |
| OTHER VEG PRODUCTS | NA | --- | --- | 85 | 57 |
| OPEC | --- | --- | --- | 1,136,078 | 1,387,901 |
| COMPLEMENTARY | NA | --- | --- | 1,041,409 | 1,257,478 |
| BANANAS-FRESH | MT | 528,973 | 502,959 | 79,621 | 84,536 |
| PLANTAINS-FRESH | MT | 25,616 | 27,794 | 5,127 | 4,704 |
| COFFEE-GREEN | MT | 119,531 | 150,826 | 356,196 | 410,881 |
| COFFEE-ROASTED | MT | 304 | 1,356 | 823 | 4,433 |
| COFFEE-SOLUBLE, EXTRACTS | MT | 237 | 496 | 1,641 | 3,263 |
| COCOA BEANS | MT | 27,137 | 32,952 | 90,952 | 112,144 |
| COCOA BUTTER | MT | 2,088 | 1,673 | 8,520 | 7,962 |
| COCOA-CAKE, POWDER, ETC | MT | 3,825 | 2,791 | 15,558 | 10,675 |
| CHOCOLATE PREPARATIONS | MT | 18,579 | 19,385 | 76,522 | 78,280 |
| TEA-CRUDE OR PREPARED | MT | 11,433 | 10,290 | 19,862 | 16,278 |
| SPICES | MT | 21,791 | 25,488 | 41,653 | 43,270 |
| ALLIED GUMS | MT | 187 | 208 | 236 | 281 |
| RUBBER-CRUDE | MT | 395,717 | 426,360 | 325,550 | 458,730 |
| RUBBER-LATEX | MT | 14,208 | 15,261 | 12,969 | 16,942 |
| RUBBER-DRY FORM | MT | 381,509 | 411,099 | 312,581 | 441,788 |
| WOOL-UNMFD, FREE | MT | 258 | 185 | 414 | 290 |
| FIBERS-EX COTTON, JUTE | MT | 8,096 | 7,094 | 5,195 | 4,753 |
| OILS-ESSENTIAL | MT | 561 | 951 | 8,580 | 13,156 |
| DRUGS | MT | 6,352 | 3,847 | 4,084 | 2,814 |
| OTHER COMPLEMENTARY | NA | --- | --- | 873 | 1,028 |
| SUPPLEMENTARY | NA | --- | --- | 94,670 | 130,421 |
| ANIMALS & ANIMAL PRODS | NA | --- | --- | 35,437 | 46,092 |
| ANIMALS-LIVE, EX PLTRY | NA | --- | --- | 6 | 106 |
| MEATS AND MEAT PRODS | MT | 33 | 20 | 182 | 93 |
| MEATS-FRESH, FROZEN | MT | 33 | 20 | 182 | 93 |
| POULTRY & PRODUCTS | NA | --- | --- | 62 | 33 |
| DAIRY PRODUCTS | NA | --- | --- | 1 | 0 |
| HIDES AND SKINS | NA | --- | --- | 32,976 | 43,742 |
| SHEEP & LAMB SKINS | MT | 7,543 | 6,925 | 31,218 | 39,825 |
| WOOL-UMD, EX FREE | MT | 237 | 168 | 2,013 | 1,741 |
| OTHER ANIMAL PRODUCTS | NA | --- | --- | 198 | 376 |
| VEGETABLE PRODUCTS | NA | --- | --- | 59,231 | 84,328 |
| GRAINS AND PREPS | NA | --- | --- | 209 | 94 |
| PISCUITS, WAFERS | MT | 1 | 0 | 5 | 1 |
| FRUITS AND PREPS | NA | --- | --- | 11,036 | 14,720 |
| FRESH OR FROZEN | MT | 2,675 | 1,810 | 1,067 | 703 |
| PREPARED OR PRES | MT | 15,907 | 19,674 | 9,620 | 14,017 |
| PINEAPPLES | MT | 305 | 42 | 143 | 21 |
| FRUIT JUICES | MLT | 2,287 | 0 | 350 | 0 |
| NUTS AND PREPS | NA | --- | --- | 26,031 | 39,801 |
| VEGETABLES AND PREPS | NA | --- | --- | 1,853 | 1,890 |

TABLE 22. --U.S. AGRICULTURAL IMPORTS: QUANTITY AND VALUE, AREA BY COMMODITY GROUP, FISCAL YEARS 1978 AND 1979--CONTINUED

| AREA AND COMMODITY GROUP | UNIT | QUANTITY | | VALUE | |
|-----------------------------|------|----------|--------|--------------------|--------------------|
| | | 1978 | 1979 | 1978 1,000 DOL. | 1979 1,000 DOL. |
| FRESH OR FROZEN | NA | --- | --- | 0 | 2 |
| PREPARED OR PRES | NA | --- | --- | 1,853 | 1,888 |
| SUGAR AND REL PRODS | NA | --- | --- | 1,896 | 17,935 |
| SUGAR-CANE,BEET | MT | 6,057 | 65,613 | 967 | 13,598 |
| MOLASSES INEDIBLE | MLT | 15 | 61 | 770 | 4,282 |
| CONFECTIONERY PRODS | MT | 1 | 0 | 1 | 0 |
| SPICES | MT | 135 | 210 | 201 | 295 |
| TOBACCO,UNMFD | MT | 3,741 | 3,905 | 3,816 | 4,818 |
| TOBACCO-FILLER | MT | 795 | 160 | 961 | 323 |
| TOBACCO-SCRAP | MT | 2,803 | 3,663 | 2,673 | 4,271 |
| BEVERGES EX FR JUICF | MLY | 454 | 351 | 317 | 284 |
| WINE | MLT | 454 | 351 | 317 | 284 |
| FEEDS & FODDERS | NA | --- | --- | 770 | 418 |
| OILSEEDS AND PRODS | NA | --- | --- | 12,958 | 3,798 |
| OILSEEDS & OILNUTS | MT | 117 | 6 | 179 | 9 |
| OILS AND WAXES-VEG | MT | 25,143 | 6,591 | 12,781 | 3,789 |
| CASTOR OIL | MT | 1,375 | 0 | 1,237 | 0 |
| COCONUT OIL | MT | 1,015 | 0 | 559 | 0 |
| PALM OIL | MT | 16,015 | 5,600 | 7,075 | 3,224 |
| PALM KERNEL OIL | MT | 6,738 | 982 | 3,010 | 565 |
| SEEDS, FIELD & GARDEN | NA | --- | --- | 15 | 104 |
| NURSERY STOCK | NA | --- | --- | 78 | 64 |
| OTHER VEG PRODUCTS | NA | --- | --- | 51 | 109 |
| COMECOM | --- | --- | --- | 244,983 | 276,250 |
| COMPLEMENTARY | NA | --- | --- | 2,848 | 2,728 |
| COCOA-CAKE,PCWDER,ETC | MT | 36 | 5 | 182 | 24 |
| CHOCOLATE PREPARATIONS | MT | 231 | 266 | 334 | 386 |
| TEA-CRUDE OR PREPARED | MT | 104 | 350 | 161 | 293 |
| SPICES | MT | 683 | 781 | 740 | 691 |
| WOOL-UNMFD,FREE | MT | 40 | 14 | 99 | 32 |
| OILS-ESSENTIAL | MT | 10 | 22 | 367 | 1,181 |
| DRUGS | MT | 100 | 21 | 876 | 67 |
| OTHER COMPLEMENTARY | NA | --- | --- | 88 | 53 |
| SUPPLEMENTARY | NA | --- | --- | 242,134 | 273,522 |
| ANIMALS & ANIMAL PRODS | NA | --- | --- | 202,594 | 235,800 |
| ANIMALS-LIVE,EX PLTRY | NA | --- | --- | 923 | 1,282 |
| MEATS AND MEAT PRODS | MT | 50,835 | 59,690 | 171,049 | 201,514 |
| MEATS-FRESH,FROZEN | MT | 250 | 1,239 | 551 | 2,970 |
| MEATS-PREP,PRES | MT | 50,585 | 58,474 | 170,498 | 198,517 |
| BEEF AND VEAL | MT | 92 | 204 | 104 | 249 |
| PORK | MT | 50,478 | 59,194 | 170,456 | 200,713 |
| POULTRY & PRODUCTS | NA | --- | --- | 4,347 | 2,798 |
| DAIRY PRODUCTS | NA | --- | --- | 11,516 | 14,938 |
| CHEESE | MT | 3,859 | 6,339 | 6,742 | 11,043 |
| CASEIN AND MIXTURES | MT | 4,565 | 3,038 | 4,774 | 3,895 |
| FATS OILS AND GREASES | MT | 106 | 37 | 30 | 8 |
| HIDES AND SKINS | NA | --- | --- | 14,198 | 14,421 |
| SHEEP & LAMB SKINS | MT | 0 | 74 | 0 | 165 |
| FURSKINS | NA | --- | --- | 13,937 | 14,206 |
| SAUSAGE CASINGS | NA | --- | --- | 26 | 0 |
| OTHER ANIMAL PRODUCTS | NA | --- | --- | 504 | 839 |
| VEGETABLE PRODUCTS | NA | --- | --- | 39,542 | 37,721 |
| GRAINS AND PREPS | NA | --- | --- | 1,083 | 725 |
| PISCUITS,WAFERS | MT | 773 | 529 | 588 | 503 |
| FRUITS AND PREPS | NA | --- | --- | 3,702 | 3,016 |
| FRESH OR FROZEN | MT | 4,754 | 3,717 | 2,786 | 2,451 |

TABLE 22. --U.S. AGRICULTURAL IMPORTS: QUANTITY AND VALUE, AREA BY COMMODITY GROUP, FISCAL YEARS 1978 AND 1979--CONTINUED

| AREA AND COMMODITY GROUP | UNIT | QUANTITY | | VALUE | |
|-----------------------------|------|----------|-------|--------------------|---------------------|
| | | 1978 | 1979 | 1978 1,000 DOL. | 1979, 1,000 DOL. |
| STRAWBERRIES | MT | 4,735 | 3,717 | 2,753 | 2,451 |
| PREPARED OR PRES | MT | 137 | 273 | 104 | 218 |
| FRUIT JUICES | MLT | 4,763 | 1,599 | 811 | 346 |
| NUTS AND PREPS | NA | --- | --- | 2 | 2 |
| VEGETABLES AND PREPS | NA | --- | --- | 1,490 | 2,177 |
| PREPARED OR PRES | NA | --- | --- | 1,490 | 2,177 |
| OLIVES | MLT | 0 | 24 | 0 | 17 |
| MUSHROOMS, CANNED | MT | 79 | 83 | 211 | 250 |
| HOPS & EXTRACT EQ | MT | 347 | 453 | 687 | 1,476 |
| SUGAR AND REL PRODS | NA | --- | --- | 959 | 967 |
| CONFECTIONERY PRODS | MT | 1,117 | 1,086 | 896 | 885 |
| SPICES | MT | 1,466 | 1,645 | 2,201 | 2,178 |
| TOBACCO, UNMFD | MT | 8,480 | 7,479 | 25,932 | 22,908 |
| TOBACCO-FILLER | MT | 8,344 | 7,308 | 25,794 | 22,716 |
| TOBACCO-SCRAP | MT | 136 | 171 | 138 | 192 |
| BEVERGES EX FR JUICE | MLT | 2,617 | 2,598 | 1,744 | 2,331 |
| WINE | MLT | 1,195 | 1,343 | 1,114 | 1,723 |
| MALT BEVERAGES | MLT | 1,422 | 1,255 | 629 | 609 |
| FEEDS & FODDERS | NA | --- | --- | 1 | 6 |
| OILSEEDS AND PRODS | NA | --- | --- | 1,518 | 2,473 |
| OILSEEDS & OILNUTS | MT | 395 | 627 | 269 | 403 |
| OILS AND WAXES-VEG | MT | 2,233 | 3,269 | 1,249 | 2,070 |
| OLIVE OIL | MT | 0 | 23 | 0 | 32 |
| SEEDS, FIELD & GARDEN | NA | --- | --- | 869 | 781 |
| OTHER VEG PRODUCTS | NA | --- | --- | 43 | 157 |

Table Z--Transshipments of U.S. agricultural products through Canada: Estimated quantity and value by commodity and destination, fiscal year 1978/79

| Destination | Wheat | Barley | Oats | Corn | Soybeans | Wheat | Barley | Oats | Corn | Soybeans | Total |
|------------------------------|-------------------|--------|--------|-----------|----------|---------------------|--------|-------|---------|----------|---------|
| | -- Metric tons -- | | | | | -- 1,000 dollars -- | | | | | |
| EC: | | | | | | | | | | | |
| Belgium-Luxembourg | 9,550 | | | 33,060 | 6,750 | 1,380 | | | 3,500 | 2,300 | 7,180 |
| Denmark | | | | | 4,605 | | | | | 1,210 | 1,210 |
| France | 14,970 | | | | 14,900 | 2,165 | | | | 3,915 | 6,080 |
| Germany, Fed. Rep. | | | | 130,000 | 7,800 | | | | 13,750 | 2,050 | 15,800 |
| Italy | 197,770 | | | 375,000 | 51,160 | 28,615 | | | 39,675 | 13,440 | 81,730 |
| Netherlands | 261,345 | | | 86,140 | 20,145 | 37,820 | | | 9,115 | 5,295 | 52,230 |
| United Kingdom | 28,970 | | | 75,800 | | 4,190 | | | 8,020 | | 12,210 |
| Subtotal | 512,605 | | | 700,630 | 107,360 | 74,170 | | | 74,060 | 28,210 | 176,440 |
| Other Western Europe: | | | | | | | | | | | |
| Greece | | | | 34,040 | | | | | 3,600 | | 3,600 |
| Norway | 8,450 | | | | | 1,225 | | | | | 1,225 |
| Portugal | 60,575 | | | 282,940 | 18,975 | 8,760 | | | 29,935 | 4,985 | 43,680 |
| Spain | 15,795 | | | 951,220 | 182,100 | 2,285 | | | 101,700 | 47,845 | 151,830 |
| Subtotal | 84,820 | | | 1,278,160 | 201,075 | 12,270 | | | 135,235 | 52,830 | 200,335 |
| Eastern Europe: | | | | | | | | | | | |
| German D.G. Rep. | 14,770 | 5,935 | | 86,300 | 4,715 | 2,130 | 510 | | 9,130 | 1,240 | 13,010 |
| Poland | 61,420 | | | 34,905 | | 8,890 | | | 3,690 | | 12,580 |
| Romania | | | | | | 37,970 | | | | 9,970 | 9,970 |
| Yugoslavia | 30,380 | | | 102,525 | | 4,400 | | | 10,850 | | 15,250 |
| Subtotal | 106,570 | 5,935 | | 223,730 | 42,685 | 15,420 | 510 | | 23,670 | 11,210 | 50,820 |
| U.S.S.R. | 9,330 | | | 1,027,035 | 9,130 | 1,350 | | | 108,660 | 2,400 | 112,410 |
| North Africa: | | | | | | | | | | | |
| Algeria | 20,300 | | | | | 2,940 | | | | | 2,940 |
| Egypt | 25,300 | | | | | 3,660 | | | | | 3,660 |
| Morocco | 10,400 | | | | | 1,505 | | | | | 1,505 |
| Tunisia | 35,960 | | | | | 5,205 | | | | | 5,205 |
| Subtotal | 91,960 | | | | | 13,310 | | | | | 13,310 |
| Other Africa: | | | | | | | | | | | |
| Ghana | 9,255 | | | | | 1,340 | | | | | 1,340 |
| Nigeria | 13,005 | | | | | 1,880 | | | | | 1,880 |
| Togo | 7,200 | | | | | 1,040 | | | | | 1,040 |
| Subtotal | 29,460 | | | | | 4,260 | | | | | 4,260 |
| West Asia: | | | | | | | | | | | |
| Iraq | 11,290 | | | | | 1,630 | | | | | 1,630 |
| Israel | | | | | 33,220 | | | | | 8,730 | 8,730 |
| Jordan | | | | 9,500 | | | | | 1,000 | | 1,000 |
| Saudi Arabia | 163,370 | | | | | 23,640 | | | | | 23,640 |
| Subtotal | 174,660 | | | 9,500 | 33,220 | 25,270 | | | 1,000 | 8,730 | 35,000 |
| South Asia: | | | | | | | | | | | |
| Pakistan | 236,300 | | | | | 34,190 | | | | | 34,190 |
| East Asia: | | | | | | | | | | | |
| China, mainland | 228,495 | | | | | 33,060 | | | | | 33,060 |
| Japan | | | | | 155,310 | | | | | 40,810 | 40,810 |
| Subtotal | 228,495 | | | | 155,310 | 33,060 | | | | 40,810 | 73,870 |
| Latin America: | | | | | | | | | | | |
| Venezuela | 2,870 | | | | | 415 | | | | | 415 |
| Canada | | | 17,643 | 277,000 | | | | 1,655 | 29,305 | | 30,960 |
| In storage and afloat | | | | 86,800 | | | | | 9,190 | | 9,190 |
| Total | 1,477,670 | 5,935 | 17,643 | 3,602,265 | 548,780 | 213,715 | 510 | 1,655 | 381,120 | 144,190 | 741,190 |

--- = Not applicable.

Sources: U.S. Census Bureau, exports to "unidentified" countries; Canadian Grain Commission, Handlings of United States Grains at Eastern Elevators.

Table 24-Transshipments of U.S. agricultural products through Canada: Estimated quantity and value by commodity and destination, October-September 1977/78

| Destination | Metric tons | | | | | 1,000 dollars | | | | | Total |
|--------------------------|-------------|-----------|--------|-------|----------|---------------|---------|--------|------|----------|---------|
| | Wheat | Corn | Barley | Oats | Soybeans | Wheat | Corn | Barley | Oats | Soybeans | |
| EC: | | | | | | | | | | | |
| Belgium-Luxembourg | 9,370 | 17,100 | --- | --- | 7,410 | 1,115 | 1,590 | --- | --- | 1,805 | 4,510 |
| France | 43,405 | --- | --- | --- | 55,795 | 5,175 | --- | --- | --- | 13,600 | 18,775 |
| Germany, Fed. Rep. | 87,840 | 91,100 | --- | --- | 42,910 | 10,470 | 8,470 | --- | --- | 10,455 | 29,395 |
| Italy | 236,470 | 32,100 | --- | --- | 30,235 | 30,570 | 2,983 | --- | --- | 7,370 | 40,925 |
| Netherlands | 246,140 | 115,540 | 7,900 | --- | 13,800 | 29,340 | 10,745 | 780 | --- | 3,370 | 44,235 |
| Denmark | --- | --- | --- | --- | 5,050 | --- | --- | --- | --- | 1,230 | 1,230 |
| United Kingdom | 43,510 | 111,400 | --- | --- | 17,570 | 5,190 | 10,360 | --- | --- | 4,280 | 19,930 |
| Subtotal | 686,735 | 367,240 | 7,900 | --- | 172,770 | 81,860 | 34,150 | 780 | --- | 47,110 | 158,900 |
| Other Western Europe: | | | | | | | | | | | |
| Greece | --- | 7,300 | --- | --- | --- | --- | --- | --- | --- | --- | --- |
| Norway | --- | --- | --- | --- | 2,690 | --- | 680 | --- | --- | --- | --- |
| Portugal | 54,330 | --- | --- | --- | --- | 6,480 | --- | --- | --- | 555 | 1,335 |
| Spain | 64,430 | 170,400 | --- | --- | --- | 7,680 | 15,845 | --- | --- | --- | 4,480 |
| Subtotal | 118,760 | 1,671,200 | --- | --- | 69,100 | 138,890 | --- | --- | --- | 16,840 | 23,525 |
| Eastern Europe: | | | | | | | | | | | |
| German Dem. Rep. | --- | 54,100 | --- | --- | --- | --- | --- | --- | --- | --- | 5,030 |
| Poland | 37,555 | 38,300 | 22,300 | --- | --- | 4,470 | 3,560 | 2,210 | --- | --- | 10,240 |
| Romania | --- | --- | --- | --- | --- | --- | --- | --- | --- | --- | --- |
| Subtotal | 37,555 | 92,400 | 22,300 | --- | 54,000 | 4,470 | 8,590 | 2,210 | --- | 13,160 | 13,160 |
| U.S.S.R. | --- | 414,500 | --- | --- | 87,240 | --- | 38,545 | --- | --- | 21,260 | 59,805 |
| West Asia: | | | | | | | | | | | |
| Cyprus | --- | 3,800 | --- | --- | --- | --- | --- | --- | --- | --- | 350 |
| Iran | 16,650 | 33,000 | --- | --- | --- | --- | 350 | --- | --- | --- | --- |
| Iraq | 22,140 | --- | --- | --- | --- | 1,985 | 3,075 | --- | --- | --- | 5,060 |
| Israel | --- | --- | 3,300 | --- | --- | 2,640 | --- | --- | --- | --- | 2,965 |
| Jordan | --- | 2,600 | --- | --- | --- | --- | --- | 325 | --- | --- | --- |
| Lebanon | 26,250 | --- | --- | --- | --- | --- | 240 | --- | --- | --- | --- |
| Saudi Arabia | 24,905 | --- | --- | --- | --- | 3,130 | --- | --- | --- | --- | 240 |
| Subtotal | 89,945 | 39,400 | 3,300 | --- | --- | 10,720 | 3,665 | 325 | --- | --- | 2,965 |
| South Asia: | | | | | | | | | | | |
| Bangladesh | 50,760 | --- | --- | --- | --- | --- | --- | --- | --- | --- | --- |
| Pakistan | 84,245 | --- | --- | --- | --- | 6,050 | --- | --- | --- | --- | 6,050 |
| Subtotal | 135,005 | --- | --- | --- | --- | 10,040 | --- | --- | --- | --- | 10,040 |
| East and Southeast Asia: | | | | | | | | | | | |
| China, mainland | 133,145 | --- | --- | --- | --- | 16,090 | --- | --- | --- | --- | 16,090 |
| Indonesia | --- | --- | --- | --- | 7,665 | 15,880 | --- | --- | --- | 1,870 | 17,750 |
| Japan | --- | --- | --- | --- | 15,050 | --- | --- | --- | --- | 3,665 | 3,665 |
| Korea | --- | 2,500 | --- | --- | 178,885 | --- | --- | --- | --- | 43,600 | 43,600 |
| Philippines | 23,985 | 9,100 | 5,000 | --- | 11,000 | --- | 230 | --- | --- | 2,590 | 4,030 |
| Subtotal | 157,230 | 11,600 | 5,000 | --- | 212,600 | 2,860 | 850 | 500 | --- | 2,590 | 2,860 |
| North Africa: | | | | | | | | | | | |
| Algeria | 101,280 | --- | --- | --- | --- | 18,740 | 1,080 | 500 | --- | 51,815 | 72,135 |
| Egypt | 187,060 | --- | --- | --- | --- | 12,070 | --- | --- | --- | --- | 12,070 |
| Morocco | 121,380 | --- | --- | --- | --- | 22,295 | --- | --- | --- | --- | 22,295 |
| Tunisia | 18,585 | 26,600 | --- | --- | --- | 14,470 | --- | --- | --- | --- | 14,470 |
| Subtotal | 429,285 | 26,600 | --- | --- | --- | 51,170 | 2,660 | --- | --- | --- | 4,995 |
| Other Africa: | | | | | | | | | | | |
| Ethiopia | 23,745 | --- | --- | --- | --- | --- | --- | --- | --- | --- | 53,830 |
| Chad | 6,630 | --- | --- | --- | --- | 3,070 | --- | --- | --- | --- | 3,070 |
| Nigeria | 35,310 | --- | --- | --- | --- | 790 | --- | --- | --- | --- | 790 |
| Togo | 7,015 | --- | --- | --- | --- | 4,210 | --- | --- | --- | --- | 6,210 |
| Subtotal | 74,760 | --- | --- | --- | --- | 8,910 | --- | --- | --- | --- | 8,910 |
| Latin America: | | | | | | | | | | | |
| Venezuela | 16,275 | --- | --- | --- | --- | --- | --- | --- | --- | --- | 1,940 |
| Subtotal | 16,275 | --- | --- | --- | --- | 1,940 | --- | --- | --- | --- | 1,940 |
| Canada | --- | 154,680 | --- | 7,800 | --- | --- | --- | --- | --- | --- | 1,940 |
| Total | 1,745,550 | 2,779,620 | 38,500 | 7,800 | 598,400 | 208,060 | 258,490 | 3,815 | 705 | 145,840 | 616,910 |

B476
10

UNITED STATES DEPARTMENT OF AGRICULTURE
WASHINGTON, D.C. 20250

POSTAGE AND FEES PAID
U.S. DEPARTMENT OF
AGRICULTURE
AGR 101
THIRD CLASS



Economics, Statistics, and Cooperatives Service

The Economics, Statistics, and Cooperatives Service (ESCS) collects data and carries out research projects related to food and nutrition, cooperatives, natural resources, and rural development. The Economics unit of ESCS researches and analyzes production and marketing of major commodities; foreign agriculture and trade; economic use, conservation, and development of natural resources; rural population, employment, and housing trends, and economic adjustment problems; and performance of the agricultural industry. The ESCS Statistics unit collects data on crops, livestock, prices, and labor, and publishes official USDA State and national estimates through the Crop Reporting Board. The ESCS Cooperatives unit provides research and technical and educational assistance to help farmer cooperatives operate efficiently. Through its information program, ESCS provides objective and timely economic and statistical information for farmers, government policymakers, consumers, agribusiness firms, cooperatives, rural residents, and other interested citizens.

END

DATE

FILMED

2-10-83

NITIS