AgEcon SEARCH
RESEARCH IN AGRICULTURAL & APPLIED ECONOMICS

The World's Largest Open Access Agricultural & Applied Economics Digital Library

This document is discoverable and free to researchers across the globe due to the work of AgEcon Search.

Help ensure our sustainability.

Give to AgEcon Search

AgEcon Search
http://ageconsearch.umn.edu
aesearch@umn.edu

*Papers downloaded from **AgEcon Search** may be used for non-commercial purposes and personal study only. No other use, including posting to another Internet site, is permitted without permission from the copyright owner (not AgEcon Search), or as allowed under the provisions of Fair Use, U.S. Copyright Act, Title 17 U.S.C.*

PB83-139717 U.S. FOREIGN AGRICULTURAL TRADE STATISTICAL REPORT FISCAL YEAR 1979 SUPPLEMENTARY TABLES: A SUPPLEMENT TO THE MONTHLY FOREIGN AGRICULTURAL TRADE OF THE UNITED STATES. ECONOMIC RESEARCH SERVICE, WASHINGTON, DC. INTERNATIONAL ECONOMICS DIV. AUG 80 331P

1 OF 4
PB83
139717



PB83-139717

U.S. Foreign Agricultural Trade Statistical Report Fiscal Year 1979 Supplementary Tables A Supplement to the Monthly Foreign Agricultural Trade of the United States

(U.S.) Economic Research Service
Washington, DC

Aug 80



U.S. Department of Commerce
National Technical Information Service
NTIS

PB83-139717

U.S. FOREIGN AGRICULTURAL TRADE STATISTICAL REPORT FISCAL YEAR 1979 SUPPLEMENTARY TABLES

A SUPPLEMENT TO THE MONTHLY
FOREIGN AGRICULTURAL TRADE OF THE UNITED STATES

U.S. Department of Agriculture
Economics, Statistics, and Cooperatives Service

REPRODUCED BY
NATIONAL TECHNICAL
INFORMATION SERVICE
U.S. DEPARTMENT OF COMMERCE
SPRINGFIELD, VA. 22161

50272-101

REPORT DOCUMENTATION PAGE	1. REPORT NO.	2.	3. Recipient's Accession No. PB83 139719
4. Title and Subtitle: U.S. Foreign Agricultural Trade Statistical Report Fiscal Year 1979 Supplementary Tables			5. Report Date: August 1980 6.
7. Author(s)			8. Performing Organization Rept. No.: Unnumbered
9. Performing Organization Name and Address: International Economics Division, Economic Research Service, U.S. Department of Agriculture, Washington, D.C. 20250			10. Project/Task/Work Unit No. 11. Contract(C) or Grant(G) No. (C) (G)
12. Sponsoring Organization Name and Address: Same as box 9.			13. Type of Report & Period Covered 14.

15. Supplementary Notes

16. Abstract (Limit: 200 words)

This publication presents detailed statistics of U.S. foreign trade in agricultural products by country during fiscal years 1978 and 1979. It updates U.S. Foreign Agricultural Trade Statistical Report, Fiscal Year 1978, Supplementary Tables (unnumbered) issued in September 1979, and supplements the bimonthly Foreign Agricultural Trade of the United States.

17. Document Analysis a. Descriptors

Agriculture
Exports
Foreign trade
Imports
Statistical data

b. Identifiers/Open-Ended Terms
Agricultural products

c. COSATI Field/Group

Prices as of 1/1/82:
Paper:
Fiche: $4.50
Cost codes are: for Paper and A01 for Fiche

18. Availability Statement: National Technical Information Service, 5285 Port Royal Road, Springfield, VA 22161	19. Security Class (This Report): Unclassified	21. No. of Pages
	20. Security Class (This Page): Unclassified	22. Price

(See ANSI-Z39.18) See Instructions on Reverse OPTIONAL FORM 272 (4-77) (Formerly NTIS-35) Department of Commerce

ATTENTION

AS NOTED IN THE NTIS ANNOUNCEMENT,
PORTIONS OF THIS REPORT ARE NOT LEGIBLE.
HOWEVER, IT IS THE BEST REPRODUCTION
AVAILABLE FROM THE COPY SENT TO NTIS.

U.S. FOREIGN AGRICULTURAL TRADE STATISTICAL REPORT FISCAL YEAR 1979, SUPPLEMENTAL TABLES. A supplement of the monthly Foreign Agricultural Trade of the United States. Statistics Section; World Analysis; International Economics Division; Economics, Statistics, and Cooperatives Service; U.S. Department of Agriculture. Unnumbered.

CONTENTS

Page

Table 1--U.S. agricultural exports: Quantity and value, country by commodity group, fiscal years 1978 and 1979 1

Table 2--U.S. agricultural imports: Quantity and value, country by commodity group, fiscal years 1978 and 1979 169

Washington, D.C. 20250

August 1980

TABLE 1--U.S. AGRICULTURAL EXPORTS: QUANTITY AND VALUE, COUNTRY BY COMMODITY GROUP, FISCAL YEARS 1978 AND 1979

COUNTRY AND COMMODITY GROUP	UNIT	QUANTITY 1978	QUANTITY 1979	VALUE 1978 $1,000	VALUE 1979 $1,000
001 WORLD					
TOTAL	---	---	---	27290803	31975422
ANIMALS & ANIMAL PRODUCTS	NA	---	---	2828251	3642719
ANIMALS-LIVE,EX POULTRY	NA	---	---	137501	160007
CATTLE	HNO	121	88	87421	81183
MEATS AND MEAT PRODUCTS	MT	406401	392702	688224	844111
MEATS-FRESH,FROZEN	MT	379947	367794	633014	788829
BEEF AND VEAL	MT	50979	53201	172457	223041
PORK	MT	89253	86903	180365	214667
VARIETY MEATS	MT	185573	170368	168957	237477
MEATS-PREP,PRES	MT	26454	24906	55209	59283
BEEF	MT	2547	3704	5437	12478
PORK	MT	14452	14069	30429	27713
POULTRY & POULTRY PRODS	NA	---	---	331763	368130
POULTRY-LIVE	NA	---	---	34244	41527
BABY CHICKS-BREEDER	HNO	12120	12543	24094	31037
BABY CHICKS-EX BRDR	HNO	17713	15368	4820	4639
POULTRY MEATS	MT	190484	206389	203489	244538
POULTRY MEAT-FR,FRZ	MT	191292	203998	197610	234957
CHICKENS	MT	158077	171026	154849	186292
TURKEYS	MT	23872	22280	31841	36264
POULTRY MEATS-PREP	MT	3192	4391	5879	9581
EGGS	NA	---	---	75021	67447
DAIRY PRODUCTS	NA	---	---	155809	116128
EVAP & COND MILK	MT	16845	18135	10858	12782
NONFAT DRY MILK	MT	69316	71967	77049	27385
BUTTER & ANHYDROUS	MT	276	439	692	1042
CHEESE	MT	4944	5012	10045	15573
FATS,OILS AND GREASES	MT	1315097	1309898	573797	704788
LARD	MT	59931	43782	32738	28398
TALLOW-INEDIBLE	MT	1148886	1184953	486073	622140
HIDES AND SKINS	NA	---	---	821557	1302152
CATTLE HIDES	HNO	24024	24009	553610	894449
CATTLE HIDES-WHOLE	HNO	23657	24039	548913	885177
FURSKINS	NA	---	---	269785	323668
OTHER ANIMAL PRODUCTS	NA	---	---	119800	147402
GRAINS AND PREPARATIONS	NA	---	---	10909971	12609625
WHEAT AND PRODUCTS	MT	3562693	3297972	4138653	4862010
WHEAT AND WHEAT FLOUR	MT	3320859	3253782	4071857	4775303
WHEAT	MT	3181255	3134013	3876490	4576863
WHEAT FLOUR-GR EQ	MT	1395515	1197687	195367	198440
BULGUR & ROLLED WHEAT	MT	41834	43971	6526	8482
RICE	MT	2275895	2396186	872565	844189

GRAINS & PREP---CONTINUED

COMMODITY GROUP	UNIT	QUANTITY 1978	QUANTITY 1979	VALUE 1978 $1,000	VALUE 1979 $1,000
FEED GRAINS & PRODUCTS	MT	55944590	59808401	5720663	6707024
FEED GRAINS	MT	55583868	59504718	5699870	6657587
BARLEY	MT	860941	384154	84126	41583
CORN	MT	49112263	53884974	5069849	6058778
GRAIN SORGHUMS	MT	5391885	5222317	524193	550700
OATS	MT	218779	53293	21702	6526
BLENDED FOOD PRODUCTS	MT	169607	192224	61428	62968
FRUITS AND PREPARATIONS	NA	---	---	976477	1082885
FRESH	MT	1320263	1284310	530692	610989
CITRUS	MT	866905	799639	306620	353625
OTHER	MT	453358	484671	224072	257364
DRIED	MT	118020	75988	151061	126292
CANNED	MT	178245	138225	114023	105477
FRUIT JUICES	MLT	285325	333866	155523	171241
NUTS AND PREPARATIONS	NA	---	---	287707	348572
VEGETABLES & PREPARATIONS	NA	---	---	649012	756240
FRESH	MT	798951	777627	216114	218811
VEGETABLES-FROZEN	MT	67994	89841	30375	54310
PULSES	MT	251128	358493	114875	154890
DRIED BEANS	MT	199405	228373	89945	99686
DRIED PEAS	MT	39506	90535	16685	30191
DRIED LENTILS	MT	12217	19585	8245	25211
CANNED	MT	124280	145762	90308	116426
HOPS-INC EXTRACT EQ	MT	10817	13600	26780	34657
FEEDS,FODDERS-EX OILCAKE	NA	---	---	574838	773711
CORN BYPRODUCTS	MT	1838508	2034418	237068	319756
ALFALFA MEAL AND CUBES	MT	466456	583669	45173	60201
OILSEEDS AND PRODUCTS	NA	---	---	7440305	8554089
OILCAKE AND MEAL	MT	5886331	6290725	1175812	1410638
SOYBEAN	MT	5562231	5996261	1120894	1364929
OILSEEDS	NA	---	---	5264174	5994234
SOYBEANS	MT	19686287	20194255	4749049	5444382
OILS AND WAXES-VEG	MT	1531783	1563391	957389	1092993
OILS-SOYA,COTTONSEED	MT	1277045	1358610	740386	903198
SOYBEAN	MT	932923	1058930	540755	705677
COTTONSEED	MT	344122	299680	205631	197521
TOBACCO,UNMANUFACTURED	MT	272488	286838	1131794	1292243
BURLEY	MT	38150	38967	173810	198497
FLUE-CURED	MT	172614	188346	839348	959995
COTTON-EX LINTERS	MT	1144811	1340671	1693725	1896193
COTTON LINTERS	MT	60727	54570	13210	12850
ESSENTIAL OILS	MT	8619	11097	84804	95875
SEEDS-FIELD AND GARDEN	NA	---	---	166425	178975
OTHER VEGETABLE PRODS	NA	---	---	534284	671879

Reproduced from best available copy.

TABLE I --U.S. AGRICULTURAL EXPORTS: QUANTITY AND VALUE, COUNTRY BY COMMODITY GROUP, FISCAL YEARS 1978 AND 1979

COUNTRY AND COMMODITY GROUP	UNIT	QUANTITY 1978	QUANTITY 1979	VALUE 1978 $1,000	VALUE 1979 $1,000
101 GREENLAND					
TOTAL	---	---	---	0	29
ANIMALS & ANIMAL PRODUCTS	NA	---	---		
ANIMALS-LIVE,EX POULTRY	NA	---	---		
CATTLE	HNO				
MEATS AND MEAT PRODUCTS	MT				
MEATS-FRESH,FROZEN	MT				
BEEF AND VEAL	MT				
PORK	MT				
VARIETY MEATS	MT				
MEATS-PREP,PRES	MT				
BEEF	MT				
PORK	MT				
POULTRY & POULTRY PRODS	NA	---	---		
POULTRY-LIVE	NA	---	---		
BABY CHICKS-BREEDER	HNO				
BABY CHICKS-EX BRDR	HNO				
POULTRY MEATS	MT				
POULTRY MEAT-FR,FRZ	MT				
CHICKENS	MT				
TURKEYS	MT				
POULTRY MEATS-PREP	MT				
EGGS	NA	---	---		
DAIRY PRODUCTS	NA	---	---		
EVAP & COND MILK	MT				
NONFAT DRY MILK	MT				
BUTTER & ANHYDROUS	MT				
CHEESE	MT				
FATS,OILS AND GREASES	MT				
LARD	MT				
TALLOW-INEDIBLE	MT				
HIDES AND SKINS	NA	---	---		
CATTLE HIDES	HNO				
CATTLE HIDES-WHOLE	HNO				
FURSKINS	NA	---	---		
OTHER ANIMAL PRODUCTS	NA	---	---		
GRAINS AND PREPARATIONS	NA	---	---	0	13
WHEAT AND PRODUCTS	MT	0	91	0	13
WHEAT AND WHEAT FLOUR	MT	0	91	0	13
WHEAT	MT	0	91	0	13
WHEAT FLOUR-GR EQ	MT				
BULGUR & ROLLED WHEAT	MT				
RICE	MT				
GRAINS & PREP---CONTINUED					

COMMODITY GROUP	UNIT	QUANTITY 1978	QUANTITY 1979	VALUE 1978 $1,000	VALUE 1979 $1,000
FEED GRAINS & PRODUCTS	MT				
FEED GRAINS	MT				
BARLEY	MT				
CORN	MT				
GRAIN SORGHUMS	MT				
OATS	MT				
BLENDED FOOD PRODUCTS	MT				
FRUITS AND PREPARATIONS	NA	---	---		
FRESH	MT				
CITRUS	MT				
OTHER	MT				
DRIED	MT				
CANNED	MT				
FRUIT JUICES	MLT				
NUTS AND PREPARATIONS	NA	---	---		
VEGETABLES & PREPARATIONS	NA	---	---		
FRESH	MT				
VEGETABLES-FROZEN	MT				
PULSES	MT				
DRIED BEANS	MT				
DRIED PEAS	MT				
DRIED LENTILS	MT				
CANNED	MT				
HOPS-INC EXTRACT EQ	MT				
FEEDS,FODDERS-EX OILCAKE	NA	---	---		
CORN BYPRODUCTS	MT				
ALFALFA MEAL AND CUBES	MT				
OILSEEDS AND PRODUCTS	NA	---	---		
OILCAKE AND MEAL	MT				
SOYBEAN	MT				
OILSEEDS	NA	---	---		
SOYBEANS	MT				
OILS AND WAXES-VEG	MT				
OILS-SOYA,COTTONSEED	MT				
SOYBEAN	MT				
COTTONSEED	MT				
TOBACCO,UNMANUFACTURED	MT				
BURLEY	MT				
FLUE-CURED	MT				
COTTON-EX LINTERS	MT				
COTTON LINTERS	MT				
ESSENTIAL OILS	NA	---	---	0	16
SEEDS-FIELD AND GARDEN	NA	---	---		
OTHER VEGETABLE PRODS	NA	---	---		

TABLE 1 --U.S. AGRICULTURAL EXPORTS: QUANTITY AND VALUE, COUNTRY BY COMMODITY GROUP, FISCAL YEARS 1978 AND 1979

COUNTRY AND COMMODITY GROUP	UNIT	QUANTITY 1978	QUANTITY 1979	VALUE 1978 $1,000	VALUE 1979 $1,000
122 CANADA					
TOTAL	---	---	---	1560242	1669476
ANIMALS & ANIMAL PRODUCTS	NA	---	---	306722	318985
ANIMALS-LIVE,EX POULTRY	NA	---	---	27689	25072
CATTLE	HND	41	27	19125	14835
MEATS AND MEAT PRODUCTS	MT	66668	36200	121476	79434
MEATS-FRESH,FROZEN	MT	58154	34261	104759	65472
BEEF AND VEAL	MT	3580	4387	13152	14264
PORK	MT	46972	26191	83041	44366
VARIETY MEATS	MT	5594	3918	5160	4763
MEATS-PREP,PRES	MT	8650	3999	16716	8961
BEEF	MT	236	297	435	809
PORK	MT	6182	3004	12290	6127
POULTRY & POULTRY PRODS	NA	---	---	42034	49385
POULTRY-LIVE	NA	---	---	7517	9416
BABY CHICKS-BREEDER	HND	2627	3029	2483	3081
BABY CHICKS-EX BROR	HND	5431	5679	2161	1926
POULTRY MEATS	MT	15297	15424	18400	19743
POULTRY MEAT-FR,FRZ	MT	13849	13592	15618	15955
CHICKENS	MT	11552	10318	12935	11046
TURKEYS	MT	1430	2224	1619	3249
POULTRY MEATS-PREP	MT	1448	1832	2582	3788
EGGS	NA	---	---	14814	18065
DAIRY PRODUCTS	NA	---	---	10314	9876
EVAP & COND MILK	MT	226	263	105	79
NONFAT DRY MILK	MT	341	271	295	199
BUTTER & ANHYDROUS	MT	17	11	47	31
CHEESE	MT	1443	1330	4487	4102
FATS,OILS AND GREASES	MT	31001	18639	18542	12654
LARD	MT	21972	10617	11774	6600
TALLOW-INEDIBLE	MT	903	1971	412	975
HIDES AND SKINS	NA	---	---	70770	129748
CATTLE HIDES	HND	970	1290	19203	35933
CATTLE HIDES-WHOLE	HND	902	1250	18579	35165
FURSKINS	NA	---	---	43745	85981
OTHER ANIMAL PRODUCTS	NA	---	---	15491	17817
GRAINS AND PREPARATIONS	NA	---	---	98117	112276
WHEAT AND PRODUCTS	MT	6220	6180	997	1213
WHEAT AND WHEAT FLOUR	MT	5117	4250	533	476
WHEAT	MT				
WHEAT FLOUR-GR EQ	MT	5117	4250	533	476
BULGUR & ROLLED WHEAT	MT	250	0	84	0
RICE	MT	76133	80104	27900	26335
GRAINS & PREP---CONTINUED					
FEED GRAINS & PRODUCTS	MT	336380	463081	34329	52234
FEED GRAINS	MT	226235	363616	19982	37670
BARLEY	MT				
CORN	MT	225009	361108	19875	37388
GRAIN SORGHUMS	MT	1226	2508	107	288
OATS	MT				
BLENDED FOOD PRODUCTS	MT	709	855	208	241
FRUITS AND PREPARATIONS	NA	---	---	341143	350813
FRESH	MT	522616	505796	203887	209428
CITRUS	MT	244103	209822	80991	79141
OTHER	MT	278513	296134	122895	130287
DRIED	MT	13269	10500	16478	15143
CANNED	MT	55999	66728	34274	33159
FRUIT JUICES	MLT	166699	198220	78759	84493
NUTS AND PREPARATIONS	NA	---	---	23181	46908
VEGETABLES & PREPARATIONS	NA	---	---	247345	244565
FRESH	MT	669243	630299	174598	167008
VEGETABLES-FROZEN	MT	11386	15014	5174	7422
PULSES	MT	18396	15196	8405	7227
DRIED BEANS	MT	16579	11665	7343	4600
DRIED PEAS	MT	1288	1258	472	496
DRIED LENTILS	MT	531	2273	590	2131
CANNED	MT	32139	37194	21981	28897
HOPS-INC EXTRACT EQ	MT	1049	1010	2225	2363
FEEDS,FODDERS-EX OILCAKE	NA	---	---	36313	42440
CORN BYPRODUCTS	MT	35692	15637	3659	1908
ALFALFA MEAL AND CUBES	MT	23345	64340	1599	4048
OILSEEDS AND PRODUCTS	NA	---	---	247467	283389
OILCAKE AND MEAL	MT	349046	418864	79770	101850
SOYBEAN	MT	339468	414038	77206	100657
OILSEEDS	NA	---	---	112266	135560
SOYBEANS	MT	281069	376039	67187	99869
OILS AND WAXES-VEG	MT	74631	58121	53108	43016
OILS-SOYA,COTTONSEED	MT	31886	26850	17826	16107
SOYBEAN	MT	27735	20689	15534	13060
COTTONSEED	MT	4151	5931	2292	3047
TOBACCO,UNMANUFACTURED	MT	1424	1985	3453	5274
BURLEY	MT	59	4	98	20
FLUE-CURED	MT	127	270	776	1820
COTTON-EX LINTERS	MT	39939	49596	64021	76471
COTTON LINTERS	MT	9773	10597	1710	2247
ESSENTIAL OILS	MT	842	800	7483	7099
SEEDS-FIELD AND GARDEN	NA	---	---	27530	25608
OTHER VEGETABLE PRODS	NA	---	---	159760	153403

TABLE 1--U.S. AGRICULTURAL EXPORTS: QUANTITY AND VALUE, COUNTRY BY COMMODITY GROUP, FISCAL YEARS 1978 AND 1979

COUNTRY AND COMMODITY GROUP	UNIT	QUANTITY 1978	QUANTITY 1979	VALUE 1978 $1,000	VALUE 1979 $1,000
161 ST PIERRE AND MIQUELON					
TOTAL	***	***	***	35	20
ANIMALS & ANIMAL PRODUCTS	NA	***	***	14	0
ANIMALS-LIVE,EX POULTRY	NA	***	***		
CATTLE	NNO				
MEATS AND MEAT PRODUCTS	MT	0	0	1	0
MEATS-FRESH,FROZEN	MT				
BEEF AND VEAL	MT				
PORK	MT				
VARIETY MEATS	MT				
MEATS-PREP,PRES	MT	0	0	1	0
BEEF	MT				
PORK	MT				
POULTRY & POULTRY PRODS	NA	***	***	10	0
POULTRY-LIVE	NA	***	***		
BABY CHICKS-BREEDER	NNO				
BABY CHICKS-EX BRDR	NNO				
POULTRY MEATS	MT				
POULTRY MEAT-FR,FRZ	MT				
CHICKENS	MT				
TURKEYS	MT				
POULTRY MEATS-PREP	MT				
EGGS	NA	***	***	10	0
DAIRY PRODUCTS	NA	***	***	3	0
EVAP & COND MILK	MT				
NONFAT DRY MILK	MT				
BUTTER & ANHYDROUS	MT				
CHEESE	MT				
FATS,OILS AND GREASES	MT				
LARD	MT				
TALLOW-INEDIBLE	MT				
HIDES AND SKINS	NA	***	***		
CATTLE HIDES	NNO				
CATTLE HIDES-WHOLE	NNO				
FURSKINS	NA	***	***		
OTHER ANIMAL PRODUCTS	NA	***	***		
GRAINS AND PREPARATIONS	NA	***	***		
WHEAT AND PRODUCTS	MT				
WHEAT AND WHEAT FLOUR	MT				
WHEAT	MT				
WHEAT FLOUR-GR EQ	MT				
BULGUR & ROLLED WHEAT	MT				
RICE	MT				
FEED GRAINS & PRODUCTS	MT				
FEED GRAINS	MT				
BARLEY	MT				
CORN	MT				
GRAIN SORGHUMS	MT				
OATS	MT				
BLENDED FOOD PRODUCTS	MT				
†FRUITS AND PREPARATIONS	NA	***	***	9	18
FRESH	MT	1	0	1	1
CITRUS	MT				
OTHER	MT	1	0	1	1
DRIED	MT				
CANNED	MT	11	17	7	13
FRUIT JUICES	MLT				
†NUTS AND PREPARATIONS	NA	***	***		
†VEGETABLES & PREPARATIONS	NA	***	***	11	4
FRESH	MT	16	12	4	3
VEGETABLES-FROZEN	MT				
PULSES	MT				
DRIED BEANS	MT				
DRIED PEAS	MT				
DRIED LENTILS	MT				
CANNED	MT	6	1	6	1
HOPS-INC EXTRACT EQ	MT				
†FEEDS,FODDERS-EX OILCAKE	NA	***	***		
CORN BYPRODUCTS	MT				
ALFALFA MEAL AND CUBES	MT				
†OILSEEDS AND PRODUCTS	NA	***	***		
OILCAKE AND MEAL	MT				
SOYBEAN	MT				
OILSEEDS	NA	***	***		
SOYBEANS	MT				
OILS AND WAXES-VEG	MT				
OILS-SOYA,COTTONSEED	MT				
SOYBEAN	MT				
COTTONSEED	MT				
†TOBACCO,UNMANUFACTURED	MT				
BURLEY	MT				
FLUE-CURED	MT				
†COTTON-EX LINTERS	MT				
†COTTON LINTERS	MT				
†ESSENTIAL OILS	MT				
†SEEDS-FIELD AND GARDEN	NA	***	***		
†OTHER VEGETABLE PRODS	NA	***	***	2	2

GRAINS & PREP---CONTINUED

TABLE 1--U.S. AGRICULTURAL EXPORTS: QUANTITY AND VALUE, COUNTRY BY COMMODITY GROUP, FISCAL YEARS 1978 AND 1979

COUNTRY AND COMMODITY GROUP	UNIT	QUANTITY 1978	QUANTITY 1979	VALUE 1978 $1,000	VALUE 1979 $1,000
201 MEXICO					
TOTAL	---	---	---	735232	971915
ANIMALS & ANIMAL PRODUCTS	NA	---	---	156729	239399
ANIMALS-LIVE,EX POULTRY	NA	---	---	18226	27084
CATTLE	HEAD	25	30	15092	22033
MEATS AND MEAT PRODUCTS	MT	24143	31566	16182	24177
MEATS-FRESH,FROZEN	MT	23566	30635	15475	22892
BEEF AND VEAL	MT	559	793	1237	1882
PORK	MT	8594	11085	5578	7803
VARIETY MEATS	MT	14385	18669	8576	13843
MEATS-PREP,PRES	MT	577	931	707	1285
BEEF	MT	51	26	66	41
PORK	MT	220	580	246	637
POULTRY & POULTRY PRODS	NA	---	---	9001	14697
POULTRY-LIVE	NA	---	---	1628	3471
BABY CHICKS-BREEDER	NMB	324	893	1509	2898
BABY CHICKS-EX BRDR	NMB	219	292	206	212
POULTRY MEATS	MT	7040	10038	5892	9182
POULTRY MEAT-FR,FRZ	MT	7019	9979	5784	9122
CHICKENS	MT	6661	9605	5554	8824
TURKEYS	MT	265	235	166	227
POULTRY MEATS-PREP	MT	21	59	18	60
EGGS	NA	---	---	1371	2005
DAIRY PRODUCTS	NA	---	---	20765	22544
EVAP & COND MILK	MT	13728	15102	8279	10101
NONFAT DRY MILK	MT	17918	13610	7581	5708
BUTTER & ANHYDROUS	MT	56	49	116	103
CHEESE	MT	355	208	624	591
FATS,OILS AND GREASES	MT	77399	76381	37944	47433
LARD	MT	27995	26260	15155	16464
TALLOW-INEDIBLE	MT	45499	44650	19467	25593
HIDES AND SKINS	NA	---	---	48439	93112
CATTLE HIDES	NMB	2098	2307	44594	84762
CATTLE HIDES--WHOLE	NMB	2068	2361	44280	84698
FURSKINS	NA	---	---	181	102
OTHER ANIMAL PRODUCTS	NA	---	---	6171	10352
GRAINS AND PREPARATIONS	NA	---	---	261594	392950
WHEAT AND PRODUCTS	MT	318973	1202091	58194	181807
WHEAT AND WHEAT FLOUR	MT	318794	1201620	36165	181732
WHEAT	MT	317727	1199558	36081	181560
WHEAT FLOUR-GR EQ	MT	1067	2062	84	173
BULGUR & ROLLED WHEAT	MT	169	438	25	59
RICE	MT	585	13103	246	2394
FEED GRAINS & PRODUCTS	MT	2220669	1819637	242271	204791
FEED GRAINS	MT	2217886	1811870	241878	203850
BARLEY	MT	37935	68068	5913	10845
CORN	MT	1723113	628392	187789	75765
GRAIN SORGHUMS	MT	452528	1113120	48400	117193
OATS	MT	4270	2290	180	67
BLENDED FOOD PRODUCTS	MT	16	60	5	40
FRUITS AND PREPARATIONS	NA	---	---	8785	8343
FRESH	MT	15825	13515	6914	6332
CITRUS	MT	1635	1120	357	283
OTHER	MT	14190	12395	6557	6050
DRIED	MT	1417	1696	703	752
CANNED	MT	383	334	234	270
FRUIT JUICES	MLT	1659	2094	734	980
NUTS AND PREPARATIONS	NA	---	---	1938	2973
VEGETABLES & PREPARATIONS	NA	---	---	14564	21416
FRESH	MT	18537	16009	3390	3840
VEGETABLES-FROZEN	MT	516	811	232	376
PULSES	MT	9385	15666	2795	4594
DRIED BEANS	MT	9224	15448	2687	4512
DRIED PEAS	MT	107	181	65	58
DRIED LENTILS	MT	54	37	43	24
CANNED	MT	6308	8545	3267	5454
HOPS-INC EXTRACT EQ	MT	1096	1327	2282	3660
FEEDS,FODDERS-EX OILCAKE	NA	---	---	9899	10669
CORN BYPRODUCTS	MT	1067	914	192	240
ALFALFA MEAL AND CUBES	MT	4032	4978	385	427
OILSEEDS AND PRODUCTS	NA	---	---	221059	256117
OILCAKE AND MEAL	MT	101328	98129	22144	27579
SOYBEAN	MT	95410	91160	21539	25740
OILSEEDS	NA	---	---	173774	218212
SOYBEANS	MT	580367	574942	145460	150704
OILS AND WAXES-VEG	MT	38637	13098	24762	10097
OILS-SOYA,COTTONSEED	MT	29812	5120	17955	2963
SOYBEAN	MT	29592	5118	17816	2961
COTTONSEED	MT	220	2	139	1
TOBACCO,UNMANUFACTURED	MT	18	31	12	34
BURLEY	MT				
FLUE-CURED	MT				
COTTON-EX LINTERS	MT	2368	1	2600	1
COTTON LINTERS	MT	13913	9065	2983	1096
ESSENTIAL OILS	MT	263	367	3804	8765
SEEDS-FIELD AND GARDEN	NA	---	---	19719	21559
OTHER VEGETABLE PRODS	NA	---	---	11948	18593

GRAINS & PREP---CONTINUED

TABLE 1 --U.S. AGRICULTURAL EXPORTS: QUANTITY AND VALUE, COUNTRY BY COMMODITY GROUP, FISCAL YEARS 1978 AND 1979

COUNTRY AND COMMODITY GROUP	UNIT	QUANTITY 1978	QUANTITY 1979	VALUE 1978 $1,000	VALUE 1979 $1,000
205 GUATEMALA					
TOTAL	---	---	---	46638	50169
ANIMALS & ANIMAL PRODUCTS	NA	---	---	8141	9576
ANIMALS-LIVE,EX POULTRY	NA	---	---	587	879
CATTLE	HNO	1	1	487	768
MEATS AND MEAT PRODUCTS	MT	360	399	691	741
MEATS-FRESH,FROZEN	MT	177	117	308	231
BEEF AND VEAL	MT	27	23	57	48
PORK	MT	132	51	217	100
VARIETY MEATS	MT	18	43	31	87
MEATS-PREP,PRES	MT	183	282	383	510
BEEF	MT	4	6	6	29
PORK	MT	173	270	354	466
POULTRY & POULTRY PRODS	NA	---	---	372	568
POULTRY-LIVE	NA	---	---	363	552
BABY CHICKS-BREEDER	HNO	258	392	305	536
BABY CHICKS-EX BRDR	HNO	48	0	39	0
POULTRY MEATS	MT	1	0	1	2
POULTRY MEAT-FR,FRZ	MT	1	0	1	0
CHICKENS	MT	1	0	1	0
TURKEYS	MT				
POULTRY MEATS-PREP	MT	0	0	0	2
EGGS	NA	---	---	8	13
DAIRY PRODUCTS	NA	---	---	2465	2589
EVAP & COND MILK	MT	1	18	1	19
NONFAT DRY MILK	MT	1801	2400	1964	877
BUTTER & ANHYDROUS	MT	9	20	13	14
CHEESE	MT	16	18	82	32
FATS,OILS AND GREASES	MT	8105	7814	3587	4473
LARD	MT	0	1	0	1
TALLOW-INEDIBLE	MT	7146	7795	3049	4445
HIDES AND SKINS	NA	---	---	3	14
CATTLE HIDES	HNO	0	1	0	14
CATTLE HIDES-WHOLE	HNO				
FURSKINS	NA	---	---		
OTHER ANIMAL PRODUCTS	NA	---	---	436	312
GRAINS AND PREPARATIONS	NA	---	---	22131	20433
WHEAT AND PRODUCTS	MT	86016	80541	11228	12366
WHEAT AND WHEAT FLOUR	MT	83491	80538	10812	12366
WHEAT	MT	81493	77107	10500	11799
WHEAT FLOUR-GR EQ	MT	1998	3431	300	566
BULGUR & ROLLED WHEAT	MT	2525	0	416	0
RICE	MT	210	2666	111	914
FEED GRAINS & PRODUCTS	MT	85759	87502	9961	5746
FEED GRAINS	MT	81406	81549	8092	4919
BARLEY	MT				
CORN	MT	76675	37149	8469	4880
GRAIN SORGHUMS	MT	4731	4400	524	439
OATS	MT				
BLENDED FOOD PRODUCTS	MT	3138	3732	1077	1140
FRUITS AND PREPARATIONS	NA	---	---	1576	2237
FRESH	MT	1847	2648	864	1548
CITRUS	MT	6	0	3	0
OTHER	MT	1841	2648	861	1548
DRIED	MT	297	202	408	344
CANNED	MT	201	184	209	190
FRUIT JUICES	HLT	89	90	55	155
NUTS AND PREPARATIONS	NA	---	---	228	192
VEGETABLES & PREPARATIONS	NA	---	---	896	1056
FRESH	MT	6	1	8	5
VEGETABLES-FROZEN	MT	0	27	0	19
PULSES	MT	27	21	34	28
DRIED BEANS	MT	11	1	10	1
DRIED PEAS	MT	8	12	9	16
DRIED LENTILS	MT	8	8	15	11
CANNED	MT	130	159	133	219
HOPS-INC EXTRACT EQ	MT	31	98	98	124
FEEDS,FODDERS-EX OILCAKE	NA	---	---	1096	936
CORN BYPRODUCTS	MT				
ALFALFA MEAL AND CUBES	MT	141	45	22	6
OILSEEDS AND PRODUCTS	NA	---	---	5645	7079
OILCAKE AND MEAL	MT	16846	19210	3584	4968
SOYBEAN	MT	14097	15818	2972	4196
OILSEEDS	NA	---	---	748	893
SOYBEANS	MT				
OILS AND WAXES-VEG	MT	1538	1599	1241	1453
OILS-SOYA,COTTONSEED	MT	870	1431	671	1235
SOYBEAN	MT	870	1431	671	1235
COTTONSEED	MT				
TOBACCO,UNMANUFACTURED	MT	20	19	94	93
BURLEY	MT	3	0	14	0
FLUE-CURED	MT	17	19	80	93
COTTON-EX LINTERS	MT	1	171	2	285
COTTON LINTERS	MT				
ESSENTIAL OILS	MT	86	68	531	699
SEEDS-FIELD AND GARDEN	NA	---	---	406	905
OTHER VEGETABLE PRODS	NA	---	---	6092	7137

GRAINS & PREP---CONTINUED

TABLE 1 **U.S. AGRICULTURAL EXPORTS: QUANTITY AND VALUE, COUNTRY BY COMMODITY GROUP, FISCAL YEARS 1978 AND 1979

COUNTRY AND COMMODITY GROUP	UNIT	QUANTITY 1978	QUANTITY 1979	VALUE 1978 $1,000	VALUE 1979 $1,000
208 BELIZE					
TOTAL	***	***	***	6384	8122
ANIMALS & ANIMAL PRODUCTS	NA	***	***	2499	3062
ANIMALS-LIVE,EX POULTRY	NA	***	***	68	26
CATTLE	HNO	0	0	56	0
MEATS AND MEAT PRODUCTS	MT	724	748	928	1097
MEATS-FRESH,FROZEN	MT	201	115	221	201
BEEF AND VEAL	MT	9	6	35	8
PORK	MT	64	58	76	114
VARIETY MEATS	MT	81	38	65	30
MEATS-PREP,PRES	MT	523	633	707	896
BEEF	MT	30	28	36	36
PORK	MT	315	483	425	633
POULTRY & POULTRY PRODS	NA	***	***	252	209
POULTRY-LIVE	NA	***	***	76	68
BABY CHICKS-BREEDER	HNO	7	6	6	7
BABY CHICKS-EX BRDR	HNO	262	291	55	61
POULTRY MEATS	MT	68	56	101	86
POULTRY MEAT-FR,FRZ	MT	57	43	81	62
CHICKENS	MT	26	9	36	13
TURKEYS	MT	28	25	40	35
POULTRY MEATS-PREP	MT	11	13	20	24
EGGS	NA	***	***	74	56
DAIRY PRODUCTS	NA	***	***	209	182
EVAP & COND MILK	MT	0	48	0	31
NONFAT DRY MILK	MT	105	2	39	6
BUTTER & ANHYDROUS	MT	8	5	10	2
CHEESE	MT	19	80	42	135
FATS,OILS AND GREASES	MT	1257	1493	1012	1530
LARD	MT	1226	1473	974	1499
TALLOW-INEDIBLE	MT				
HIDES AND SKINS	NA	***	***		
CATTLE HIDES	HNO				
CATTLE HIDES-WHOLE	HNO				
FURSKINS	NA	***	***		
OTHER ANIMAL PRODUCTS	NA	***	***	30	17
GRAINS AND PREPARATIONS	NA	***	***	1803	1909
WHEAT AND PRODUCTS	MT	8533	9995	1084	1480
WHEAT AND WHEAT FLOUR	MT	8533	9998	1084	1879
WHEAT	MT	7995	7798	1024	1141
WHEAT FLOUR-GR EQ	MT	538	2200	59	338
BULGUR & ROLLED WHEAT	MT				
RICE	MT	524	778	173	229
GRAINS & PREP---CONTINUED					

COMMODITY GROUP	UNIT	QUANTITY 1978	QUANTITY 1979	VALUE 1978 $1,000	VALUE 1979 $1,000
FEED GRAINS & PRODUCTS	MT	269	198	69	73
FEED GRAINS	MT	184	0	83	0
BARLEY	MT				
CORN	MT	180	0	22	0
GRAIN SORGHUMS	MT				
OATS	MT	4	0	1	0
BLENDED FOOD PRODUCTS	MT	0	0	1	0
FRUITS AND PREPARATIONS	NA	***	***	355	295
FRESH	MT	357	114	144	95
CITRUS	MT	273	2	92	2
OTHER	MT	84	112	52	92
DRIED	MT	33	30	47	71
CANNED	MT	118	123	120	92
FRUIT JUICES	MLT	33	15	36	10
NUTS AND PREPARATIONS	NA	***	***	83	118
VEGETABLES & PREPARATIONS	NA	***	***	692	1012
FRESH	MT	278	199	82	85
VEGETABLES-FROZEN	MT	1	23	1	4
PULSES	MT	82	398	48	215
DRIED BEANS	MT	31	390	16	184
DRIED PEAS	MT	51	48	32	30
DRIED LENTILS	MT	0	0	0	1
CANNED	MT	507	501	309	495
HOPS-INC EXTRACT EQ	MT	3	0	9	5
FEEDS,FODDERS-EX OILCAKE	NA	***	***	618	825
CORN BYPRODUCTS	MT	0	8	0	1
ALFALFA MEAL AND CUBES	MT				
OILSEEDS AND PRODUCTS	NA	***	***	264	329
OILCAKE AND MEAL	MT	4	28	1	6
SOYBEAN	MT	4	8	1	3
OILSEEDS	NA	***	***	1	0
SOYBEANS	MT	2	0	1	0
OILS AND WAXES-VEG	MT	232	230	259	321
OILS-SOYA,COTTONSEED	MT	43	55	51	71
SOYBEAN	MT	43	55	51	71
COTTONSEED	MT				
TOBACCO,UNMANUFACTURED	MT	34	2	79	5
BURLEY	MT				
FLUE-CURED	MT	32	0	74	0
COTTON-EX LINTERS	MT				
COTTON LINTERS	MT				
ESSENTIAL OILS	MT	1	4	5	20
SEEDS-FIELD AND GARDEN	NA	***	***	13	10
OTHER VEGETABLE PRODS	NA	***	***	375	543

TABLE 1--U.S. AGRICULTURAL EXPORTS: QUANTITY AND VALUE, COUNTRY BY COMMODITY GROUP, FISCAL YEARS 1978 AND 1979

COUNTRY AND COMMODITY GROUP	UNIT	QUANTITY 1978	QUANTITY 1979	VALUE 1978 $1,000	VALUE 1979 $1,000
211 EL SALVADOR					
TOTAL	---	---	---	51846	47907
ANIMALS & ANIMAL PRODUCTS	NA	---	---	9738	15954
ANIMALS-LIVE,EX POULTRY	NA	---	---	429	172
CATTLE	NMB	0	0	304	127
MEATS AND MEAT PRODUCTS	MT	116	113	310	279
MEATS-FRESH,FROZEN	MT	10	11	25	38
BEEF AND VEAL	MT	3	4	7	20
PORK	MT	7	7	17	16
VARIETY MEATS	MT	1	0	1	0
MEATS-PREP,PRES	MT	106	102	286	241
BEEF	MT	1	0	1	0
PORK	MT	96	92	243	214
POULTRY & POULTRY PRODS	NA	---	---	656	596
POULTRY-LIVE	NA	---	---	480	471
BABY CHICKS-BREEDER	MNB	208	218	415	416
BABY CHICKS-EX BRDR	MNB	106	46	25	25
POULTRY MEATS	MT	0	2	0	1
POULTRY MEAT-FR,FRZ	MT	0	2	0	1
CHICKENS	MT				
TURKEYS	MT				
POULTRY MEATS-PREP	MT				
EGGS	NA	---	---	172	124
DAIRY PRODUCTS	NA	---	---	914	712
EVAP & COND MILK	MT	6	0	3	0
NONFAT DRY MILK	MT	729	1197	672	825
BUTTER & ANHYDROUS	MT				
CHEESE	MT	1	4	7	19
FATS,OILS AND GREASES	MT	16199	24941	7176	13981
LARD	MT	0	5	0	4
TALLOW-INEDIBLE	MT	15521	22433	6873	12487
HIDES AND SKINS	NA	---	---	48	54
CATTLE HIDES	MNB	1	0	40	0
CATTLE HIDES-WHOLE	MNB	1	0	40	0
FURSKINS	NA	---	---	4	54
OTHER ANIMAL PRODUCTS	NA	---	---	215	161
GRAINS AND PREPARATIONS	NA	---	---	30973	21697
WHEAT AND PRODUCTS	MT	131651	107127	17151	18206
WHEAT AND WHEAT FLOUR	MT	131180	106808	17076	18146
WHEAT	MT	129405	105567	16834	17962
WHEAT FLOUR-GR EQ	MT	1775	1241	242	184
BULGUR & ROLLED WHEAT	MT	471	319	74	60
RICE	MT	625	966	222	282
GRAINS & PREP---CONTINUED					
FEED GRAINS & PRODUCTS	MT	116475	23344	13046	2681
FEED GRAINS	MT	116310	23178	12993	2979
BARLEY	MT				
CORN	MT	113093	20977	12564	2357
GRAIN SORGHUMS	MT	3217	2201	429	222
OATS	MT				
BLENDED FOOD PRODUCTS	MT	1849	1488	489	398
FRUITS AND PREPARATIONS	NA	---	---	327	671
FRESH	MT	240	648	159	449
CITRUS	MT				
OTHER	MT	240	648	159	449
DRIED	MT	33	39	61	86
CANNED	MT	98	65	81	61
FRUIT JUICES	MLT	32	70	26	74
NUTS AND PREPARATIONS	NA	---	---	63	71
VEGETABLES & PREPARATIONS	NA	---	---	593	397
FRESH	MT	2	0	1	0
VEGETABLES-FROZEN	MT				
PULSES	MT	11	3	13	5
DRIED BEANS	MT	6	2	7	2
DRIED PEAS	MT	1	0	2	0
DRIED LENTILS	MT	4	1	4	1
CANNED	MT	15	35	27	53
HOPS-INC EXTRACT EQ	MT	29	0	117	0
FEEDS,FODDERS-EX OILCAKE	NA	---	---	1572	353
CORN BYPRODUCTS	MT				
ALFALFA MEAL AND CUBES	MT				
OILSEEDS AND PRODUCTS	NA	---	---	6295	6474
OILCAKE AND MEAL	MT	26598	18174	5610	4486
SOYBEAN	MT	25007	17974	5256	4230
OILSEEDS	NA	---	---	256	155
SOYBEANS	MT				
OILS AND WAXES-VEG	MT	426	2760	422	2023
OILS-SOYA,COTTONSEED	MT	325	2677	275	1891
SOYBEAN	MT	325	2677	275	1891
COTTONSEED	MT				
TOBACCO,UNMANUFACTURED	MT	7	0	6	0
BURLEY	MT				
FLUE-CURED	MT				
COTTON-EX LINTERS	MT	680	340	1020	536
COTTON LINTERS	MT				
ESSENTIAL OILS	MT	16	27	57	84
SEEDS-FIELD AND GARDEN	NA	---	---	126	168
OTHER VEGETABLE PRODS	NA	---	---	1066	1502

Reproduced from best available copy.

TABLE 1--U.S. AGRICULTURAL EXPORTS: QUANTITY AND VALUE, COUNTRY BY COMMODITY GROUP, FISCAL YEARS 1978 AND 1979

COUNTRY AND COMMODITY GROUP	UNIT	QUANTITY 1978	QUANTITY 1979	VALUE 1978 $1,000	VALUE 1979 $1,000
215 HONDURAS					
TOTAL	---	---	---	32482	29963
ANIMALS & ANIMAL PRODUCTS	NA	---	---	5940	6912
ANIMALS-LIVE,EX POULTRY	NA	---	---	9	339
CATTLE	HNO	0	0	7	282
MEATS AND MEAT PRODUCTS	MT	113	100	287	292
MEATS-FRESH,FROZEN	MT	21	5	43	15
BEEF AND VEAL	MT	2	0	3	0
PORK	MT	19	3	40	13
VARIETY MEATS	MT	0	2	1	2
MEATS-PREP,PRES	MT	92	95	244	278
BEEF	MT	11	19	28	60
PORK	MT	31	29	80	62
POULTRY & POULTRY PRODS	NA	---	---	482	681
POULTRY-LIVE	NA	---	---	230	216
BABY CHICKS-BREEDER	HNO	35	23	47	45
BABY CHICKS-EX BRDR	HNO	741	701	181	168
POULTRY MEATS	MT	20	10	14	25
POULTRY MEAT-FR,FRZ	MT	20	5	12	9
CHICKENS	MT	17	1	8	1
TURKEYS	MT	2	3	3	6
POULTRY MEATS-PREP	MT	0	5	2	16
EGGS	NA	---	---	238	441
DAIRY PRODUCTS	NA	---	---	1334	636
EVAP & COND MILK	MT	5	1	3	3
NONFAT DRY MILK	MT	848	661	1965	238
BUTTER & ANHYDROUS	MT	0	1	1	3
CHEESE	MT	22	13	57	39
FATS,OILS AND GREASES	MT	8216	7961	3535	4553
LARD	MT	5	27	5	34
TALLOW-INEDIBLE	MT	7153	7500	3371	4309
HIDES AND SKINS	NA	---	---		
CATTLE HIDES	HNO				
CATTLE HIDES-WHOLE	HNO				
FURSKINS	NA	---	---		
OTHER ANIMAL PRODUCTS	NA	---	---	292	410
GRAINS AND PREPARATIONS	NA	---	---	16845	12003
WHEAT AND PRODUCTS	MT	65196	64513	8509	9818
WHEAT AND WHEAT FLOUR	MT	64487	64083	8396	9739
WHEAT	MT	63999	63339	8307	9625
WHEAT FLOUR-GR EQ	MT	488	744	89	113
BULGUR & ROLLED WHEAT	MT	711	430	104	79
RICE	MT	4981	1551	1685	581
FEED GRAINS & PRODUCTS	MT	89820	3889	5062	541
FEED GRAINS	MT	87927	2884	5249	351
BARLEY	MT				
CORN	MT	82522	2884	4635	351
GRAIN SORGHUMS	MT	5405	0	613	0
OATS	MT				
BLENDED FOOD PRODUCTS	MT	3895	1987	932	626
FRUITS AND PREPARATIONS	NA	---	---	1087	1553
FRESH	MT	1329	1682	754	922
CITRUS	MT	7	0	7	0
OTHER	MT	1322	1682	787	922
DRIED	MT	61	43	122	77
CANNED	MT	147	223	115	248
FRUIT JUICES	MLT	79	425	90	248
NUTS AND PREPARATIONS	NA	---	---	142	88
VEGETABLES & PREPARATIONS	NA	---	---	1303	1316
FRESH	MT	638	681	142	141
VEGETABLES-FROZEN	MT	1	4	1	7
PULSES	MT	40	38	22	13
DRIED BEANS	MT	24	31	8	8
DRIED PEAS	MT	5	5	5	3
DRIED LENTILS	MT	11	2	4	2
CANNED	MT	213	317	186	303
HOPS-INC EXTRACT EQ	MT	19	22	82	86
FEEDS,FOUDERS-EX OILCAKE	NA	---	---	443	505
CORN BYPRODUCTS	MT				
ALFALFA MEAL AND CUBES	MT				
OILSEEDS AND PRODUCTS	NA	---	---	4352	4448
OILCAKE AND MEAL	MT	9132	8911	1980	2291
SOYBEAN	MT	8492	8821	1825	2267
OILSEEDS	NA	---	---	120	117
SOYBEANS	MT	476	3	112	1
OILS AND WAXES-VEG	MT	3689	2527	2252	2040
OILS-SOYA,COTTONSEED	MT	524	1388	432	1161
SOYBEAN	MT	433	1383	343	1159
COTTONSEED	MT	91	5	89	2
TOBACCO,UNMANUFACTURED	MT	4	10	22	17
BURLEY	MT				
FLUE-CURED	MT				
COTTON-EX LINTERS	MT				
COTTON LINTERS	MT				
ESSENTIAL OILS	MT	27	46	109	259
SEEDS-FIELD AND GARDEN	NA	---	---	156	251
OTHER VEGETABLE PRODS	NA	---	---	2085	2619

GRAINS & PREP---CONTINUED

TABLE 1--U.S. AGRICULTURAL EXPORTS: QUANTITY AND VALUE, COUNTRY BY COMMODITY GROUP, FISCAL YEARS 1978 AND 1979

COUNTRY AND COMMODITY GROUP	UNIT	QUANTITY 1978	QUANTITY 1979	VALUE 1978 $1,000	VALUE 1979 $1,000
219 NICARAGUA					
TOTAL	---	---	---	23923	16030
ANIMALS & ANIMAL PRODUCTS	NA	---	---	9273	4150
ANIMALS-LIVE,EX POULTRY	NA	---	---	206	67
CATTLE	HNO	0	0	146	50
MEATS AND MEAT PRODUCTS	MT	194	56	212	114
MEATS-FRESH,FROZEN	MT	14	18	51	19
BEEF AND VEAL	MT	4	0	26	0
PORK	MT	5	0	4	0
VARIETY MEATS	MT	0	18	2	18
MEATS-PREP,PRES	MT	85	38	162	95
BEEF	MT	41	3	48	10
PORK	MT	25	25	61	52
POULTRY & POULTRY PRODS	NA	---	---	814	617
POULTRY-LIVE	NA	---	---	190	86
BABY CHICKS-BREEDER	HNO	3	0	2	0
BABY CHICKS-EX BRDR	HNO	940	372	187	86
POULTRY MEATS	MT	27	6	33	13
POULTRY MEAT-FR,FRZ	MT	12	1	16	2
CHICKENS	MT	4	0	5	0
TURKEYS	MT	7	1	10	2
POULTRY MEATS-PREP	MT	15	5	17	12
EGGS	NA	---	---	591	518
DAIRY PRODUCTS	NA	---	---	320	1348
EVAP & COND MILK	MT	13	70	12	71
NONFAT DRY MILK	MT	36	2156	33	803
BUTTER & ANHYDROUS	MT				
CHEESE	MT	17	8	39	15
FATS,OILS AND GREASES	MT	5752	3564	2541	1893
LARD	MT				
TALLOW-INEDIBLE	MT	5742	3556	2531	1885
HIDES AND SKINS	NA	---	---		
CATTLE HIDES	HNO				
CATTLE HIDES-WHOLE	MPO				
FURSKINS	NA	---	---		
OTHER ANIMAL PRODUCTS	NA	---	---	139	90
GRAINS AND PREPARATIONS	NA	---	---	13925	7317
WHEAT AND PRODUCTS	MT	56654	31065	7848	4947
WHEAT AND WHEAT FLOUR	MT	56647	31065	7842	4940
WHEAT	MT	55722	30267	7678	4840
WHEAT FLOUR-GR EQ	MT	925	798	165	107
BULGUR & ROLLED WHEAT	MT	1	0	1	0
RICE	MT	45	1249	14	435

GRAINS & PREP---CONTINUED

COMMODITY GROUP	UNIT	QUANTITY 1978	QUANTITY 1979	VALUE 1978 $1,000	VALUE 1979 $1,000
FEED GRAINS & PRODUCTS	MT	46242	11589	5945	1371
FEED GRAINS	MT	36028	6016	4833	788
BARLEY	MT				
CORN	MT	19682	6016	3174	788
GRAIN SORGHUMS	MT	16346	0	1659	0
OATS	MT				
BLENDED FOOD PRODUCTS	MT	0	1504	0	510
FRUITS AND PREPARATIONS	NA	---	---	777	518
FRESH	MT	572	218	307	142
CITRUS	MT				
OTHER	MT	572	218	307	142
DRIED	MT	70	108	119	92
CANNED	MT	258	226	309	269
FRUIT JUICES	MLT	55	17	38	15
NUTS AND PREPARATIONS	NA	---	---	29	18
VEGETABLES & PREPARATIONS	NA	---	---	614	450
FRESH	MT	44	29	17	10
VEGETABLES-FROZEN	MT	13	19	99	114
PULSES	MT	13	192	11	63
DRIED BEANS	MT	10	192	8	63
DRIED PEAS	MT	3	0	3	0
DRIED LENTILS	MT				
CANNED	MT	146	158	167	113
HOPS-INC EXTRACT EQ	MT	37	28	100	51
FEEDS,FUDDERS-EX OILCAKE	NA	---	---	200	98
CORN BYPRODUCTS	MT				
ALFALFA MEAL AND CUBES	MT				
OILSEEDS AND PRODUCTS	NA	---	---	1044	1313
OILCAKE AND MEAL	MT	5899	1925	1292	541
SOYBEAN	MT	3587	1509	787	433
OILSEEDS	NA	---	---	93	13
SOYBEANS	MT				
OILS AND WAXES-VEG	MT	550	737	557	754
OILS-SOYA,COTTONSEED	MT	20	551	23	497
SOYBEAN	MT	20	549	23	495
COTTONSEED	MT	0	2	0	2
TOBACCO,UNMANUFACTURED	MT	0	0	1	0
BURLEY	MT				
FLUE-CURED	MT				
COTTON-EX LINTERS	MT	0	0	0	1
COTTON LINTERS	MT				
ESSENTIAL OILS	MT	6	3	74	66
SEEDS-FIELD AND GARDEN	NA	---	---	491	763
OTHER VEGETABLE PRODS	NA	---	---	1596	1380

TABLE 1--U.S. AGRICULTURAL EXPORTS: QUANTITY AND VALUE, COUNTRY BY COMMODITY GROUP, FISCAL YEARS 1978 AND 1979

COUNTRY AND COMMODITY GROUP	UNIT	QUANTITY 1978	QUANTITY 1979	VALUE 1978 $1,000	VALUE 1979 $1,000
223 COSTA RICA					
TOTAL	---	---	---	31469	37600
ANIMALS & ANIMAL PRODUCTS	NA	---	---	3757	3914
ANIMALS-LIVE,EX POULTRY	NA	---	---	1567	1128
CATTLE	HNO	1	0	1346	641
MEATS AND MEAT PRODUCTS	MT	274	198	558	494
MEATS-FRESH,FROZEN	MT	224	71	437	179
BEEF AND VEAL	MT	76	29	206	79
PORK	MT	62	42	133	101
VARIETY MEATS	MT	85	0	99	0
MEATS-PREP,PRES	MT	50	127	121	315
BEEF	MT	0	1	0	4
PORK	MT	11	43	27	104
POULTRY & POULTRY PRODS	NA	---	---	231	882
POULTRY-LIVE	NA	---	---	95	109
BABY CHICKS-BREEDER	HNO	57	75	67	91
BABY CHICKS-EX BRDR	HNO	91	16	26	16
POULTRY MEATS	MT	5	163	3	237
POULTRY MEAT-FR,FRZ	MT	3	162	3	228
CHICKENS	MT	2	162	2	228
TURKEYS	MT				
POULTRY MEATS-PREP	MT	0	1	0	10
EGGS	NA	---	---	133	536
DAIRY PRODUCTS	NA	---	---	431	534
EVAP & COND MILK	MT				
NONFAT DRY MILK	MT	91	6	143	1
BUTTER & ANHYDROUS	MT				
CHEESE	MT	6	0	19	2
FATS,OILS AND GREASES	MT	721	681	398	373
LARD	MT				
TALLOW-INEDIBLE	MT	675	665	361	351
HIDES AND SKINS	NA	---	---	1	51
CATTLE HIDES	HNO	0	2	0	51
CATTLE HIDES-WHOLE	HNO	0	2	0	51
FURSKINS	NA	---	---		
OTHER ANIMAL PRODUCTS	NA	---	---	571	651
GRAINS AND PREPARATIONS	NA	---	---	16496	22184
WHEAT AND PRODUCTS	MT	98047	98454	13102	18048
WHEAT AND WHEAT FLOUR	MT	98045	98454	13101	18047
WHEAT	MT	93159	98172	12985	17982
WHEAT FLOUR-GR EQ	MT	886	282	117	65
BULGUR & ROLLED WHEAT	MT	2	0	1	0
RICE	MT	105	195	66	91
GRAINS & PREP---CONTINUED					
FEED GRAINS & PRODUCTS	MT	20025	30091	2705	3669
FEED GRAINS	MT	16910	27085	2251	3254
BARLEY	MT	154	0	22	0
CORN	MT	7803	0	1213	1
GRAIN SORGHUMS	MT	9151	27073	1015	3249
OATS	MT	2	12	1	4
BLENDED FOOD PRODUCTS	MT	583	10	315	7
FRUITS AND PREPARATIONS	NA	---	---	1410	1626
FRESH	MT	1068	1411	648	823
CITRUS	MT	33	0	15	0
OTHER	MT	1035	1411	633	823
DRIED	MT	34	33	55	57
CANNED	MT	244	568	172	498
FRUIT JUICES	MLT	413	198	349	153
NUTS AND PREPARATIONS	NA	---	---	102	126
VEGETABLES & PREPARATIONS	NA	---	---	573	967
FRESH	MT	12	77	5	46
VEGETABLES-FROZEN	MT	232	744	123	404
PULSES	MT	129	292	66	136
DRIED BEANS	MT	39	118	20	71
DRIED PEAS	MT	73	148	36	89
DRIED LENTILS	MT	17	26	10	16
CANNED	MT	6	54	10	62
HOPS-INC EXTRACT EQ	MT	13	6	46	27
FEEDS,FODDERS-EX OILCAKE	NA	---	---	901	744
CORN BYPRODUCTS	MT				
ALFALFA MEAL AND CUBES	MT	683	90	106	9
OILSEEDS AND PRODUCTS	NA	---	---	4139	4067
OILCAKE AND MEAL	MT	11025	10569	3193	3116
SOYBEAN	MT	10436	9385	2927	2772
OILSEEDS	NA	---	---	351	172
SOYBEANS	MT	1	466	1	193
OILS AND WAXES-VEG	MT	558	558	505	667
OILS-SOYA,COTTONSEED	MT	343	43	294	39
SOYBEAN	MT	343	37	294	33
COTTONSEED	MT	0	6	0	7
TOBACCO,UNMANUFACTURED	MT	24	12	92	13
BURLEY	MT	15	0	54	0
FLUE-CURED	MT	4	0	21	0
COTTON-EX LINTERS	MT	151	203	253	304
COTTON LINTERS	MT				
ESSENTIAL OILS	MT	40	30	728	581
SEEDS-FIELD AND GARDEN	NA	---	---	574	1046
OTHER VEGETABLE PRODS	NA	---	---	2446	2230

TABLE 1--U.S. AGRICULTURAL EXPORTS: QUANTITY AND VALUE, COUNTRY BY COMMODITY GROUP, FISCAL YEARS 1978 AND 1979

COUNTRY AND COMMODITY GROUP	UNIT	QUANTITY 1978	QUANTITY 1979	VALUE 1978 $1,000	VALUE 1979 $1,000
225 PANAMA					
TOTAL	---	---	---	42683	61069
ANIMALS & ANIMAL PRODUCTS	NA	---	---	7202	7730
ANIMALS-LIVE,EX POULTRY	NA	---	---	521	412
CATTLE	HNO	0	0	250	154
MEATS AND MEAT PRODUCTS	MT	1914	2098	2621	3399
MEATS-FRESH,FROZEN	MT	800	677	919	1315
BEEF AND VEAL	MT	25	49	51	166
PORK	MT	584	526	700	1051
VARIETY MEATS	MT	214	93	183	78
MEATS-PREP,PRES	MT	1114	1421	1702	2083
BEEF	MT	91	101	115	149
PORK	MT	658	1171	961	1483
POULTRY & POULTRY PRODS	NA	---	---	657	889
POULTRY-LIVE	NA	---	---	78	84
BABY CHICKS-BREEDER	HNO	51	40	74	78
BABY CHICKS-EX BRDR	HNO	22	2	3	7
POULTRY MEATS	MT	126	219	223	469
POULTRY MEAT-FR,FRZ	MT	126	191	223	399
CHICKENS	MT	34	63	47	113
TURKEYS	MT	91	109	170	239
POULTRY MEATS-PREP	MT	0	28	0	69
EGGS	NA	---	---	356	337
DAIRY PRODUCTS	NA	---	---	2632	1650
EVAP & COND MILK	MT	15	2	7	4
NONFAT DRY MILK	MT	896	980	919	379
BUTTER & ANHYDROUS	MT				
CHEESE	MT	482	328	1325	944
FATS,OILS AND GREASES	MT	959	1926	578	1136
LARD	MT	11	19	6	13
TALLOW-INEDIBLE	MT	900	1871	498	1053
HIDES AND SKINS	NA	---	---		
CATTLE HIDES	HNO				
CATTLE HIDES-WHOLE	HNO				
FURSKINS	NA	---	---		
OTHER ANIMAL PRODUCTS	NA	---	---	193	244
GRAINS AND PREPARATIONS	NA	---	---	10117	15375
WHEAT AND PRODUCTS	MT	61524	61148	8314	10039
WHEAT AND WHEAT FLOUR	MT	61379	61011	8208	9947
WHEAT	MT	61335	60888	8202	9919
WHEAT FLOUR-GR EQ	MT	44	123	6	28
BULGUR & ROLLED WHEAT	MT	6	28	7	3
RICE	MT	14	36	8	19
FEED GRAINS & PRODUCTS	MT	5193	29659	661	4049
FEED GRAINS	MT	457	28642	81	3256
BARLEY	MT	13	1	2	1
CORN	MT	2	22269	1	2980
GRAIN SORGHUMS	MT	0	2143	0	231
OATS	MT	442	229	78	43
BLENDED FOOD PRODUCTS	MT	790	839	354	276
FRUITS AND PREPARATIONS	NA	---	---	4320	4926
FRESH	MT	2272	2626	1219	1806
CITRUS	MT	454	8	101	6
OTHER	MT	1818	2618	1119	1800
DRIED	MT	298	220	486	334
CANNED	MT	1895	1837	1430	1614
FRUIT JUICES	MLT	1411	1263	1162	1043
NUTS AND PREPARATIONS	NA	---	---	777	1041
VEGETABLES & PREPARATIONS	NA	---	---	5145	7166
FRESH	MT	487	961	214	350
VEGETABLES-FROZEN	MT	203	232	194	278
PULSES	MT	2556	4153	1484	2486
DRIED BEANS	MT	1772	3321	978	1997
DRIED PEAS	MT	552	410	328	236
DRIED LENTILS	MT	234	422	159	251
CANNED	MT	1853	2748	1530	2333
HOPS-INC EXTRACT EQ	MT	6	6	27	27
FEEDS,FODDERS-EX OILCAKE	NA	---	---	764	852
CORN BYPRODUCTS	MT	452	51	128	13
ALFALFA MEAL AND CUBES	MT	160	44	27	8
OILSEEDS AND PRODUCTS	NA	---	---	6875	15412
OILCAKE AND MEAL	MT	4946	10460	1205	2894
SOYBEAN	MT	4446	8478	1081	2287
OILSEEDS	NA	---	---	7	98
SOYBEANS	MT				
OILS AND WAXES-VEG	MT	8825	19394	5639	12480
OILS-SOYA,COTTONSEED	MT	8298	18952	4920	11733
SOYBEAN	MT	8292	18952	4912	11733
COTTONSEED	MT	6	0	8	0
TOBACCO,UNMANUFACTURED	MT	266	300	1387	1523
BURLEY	MT	27	34	197	214
FLUE-CURED	MT	206	238	1056	1204
COTTON-EX LINTERS	MT	0	1	0	1
COTTON LINTERS	MT				
ESSENTIAL OILS	MT	22	28	242	178
SEEDS-FIELD AND GARDEN	NA	---	---	216	490
OTHER VEGETABLE PRODS	NA	---	---	5637	6174

GRAINS & PREP---CONTINUED

TABLE 1--U.S. AGRICULTURAL EXPORTS: QUANTITY AND VALUE, COUNTRY BY COMMODITY GROUP, FISCAL YEARS 1978 AND 1979

COUNTRY AND COMMODITY GROUP	UNIT	QUANTITY 1978	QUANTITY 1979	VALUE 1978 $1,000	VALUE 1979 $1,000
232 BERMUDA					
TOTAL	---	---	---	25276	28159
ANIMALS & ANIMAL PRODUCTS	NA	---	---	9839	11052
ANIMALS-LIVE,EX POULTRY	NA	---	---	57	37
CATTLE	HNO	0	0	42	30
MEATS AND MEAT PRODUCTS	MT	1567	1656	5687	6683
MEATS-FRESH,FROZEN	MT	1086	1186	4598	5046
BEEF AND VEAL	MT	763	859	3516	4003
PORK	MT	76	79	207	233
VARIETY MEATS	MT	167	169	588	466
MEATS-PREP,PRES	MT	481	470	1089	1237
BEEF	MT	100	106	183	247
PORK	MT	163	194	406	545
POULTRY & POULTRY PRODS	NA	---	---	3088	3470
POULTRY-LIVE	NA	---	---	8	5
BABY CHICKS-BREEDER	HNO	5	7	2	3
BABY CHICKS-EX BRDR	HNO	11	0	4	0
POULTRY MEATS	MT	1456	1647	2562	2814
POULTRY MEAT-FR,FRZ	MT	1436	1640	2523	2802
CHICKENS	MT	1146	1353	2014	2307
TURKEYS	MT	192	213	300	366
POULTRY MEATS-PREP	MT	20	7	40	13
EGGS	NA	---	---	517	651
DAIRY PRODUCTS	NA	---	---	851	771
EVAP & COND MILK	MT	6	41	7	22
NONFAT DRY MILK	MT	27	5	13	9
BUTTER & ANHYDROUS	MT	2	1	6	1
CHEESE	MT	137	182	392	548
FATS,OILS AND GREASES	MT	115	45	123	49
LARD	MT	57	0	65	0
TALLOW-INEDIBLE	MT				
HIDES AND SKINS	NA	---	---	1	0
CATTLE HIDES	HNO				
CATTLE HIDES--HULE	HNO				
FURSKINS	NA	---	---		
OTHER ANIMAL PRODUCTS	NA	---	---	32	42
GRAINS AND PREPARATIONS	NA	---	---	1412	1555
WHEAT AND PRODUCTS	MT	216	146	38	40
WHEAT AND WHEAT FLOUR	MT	195	123	26	29
WHEAT	MT				
WHEAT FLOUR-GR EQ	MT	195	123	22	24
BULGUR & ROLLED WHEAT	MT	4	0	3	0
RICE	MT	337	279	234	213
FEED GRAINS & PRODUCTS	MT	124	82	68	18
FEED GRAINS	MT	4	33	1	3
BARLEY	MT	4	15	1	2
CORN	MT				
GRAIN SORGHUMS	MT	0	18	0	1
OATS	MT				
BLENDED FOOD PRODUCTS	MT	11	6	4	12
FRUITS AND PREPARATIONS	NA	---	---	2593	4138
FRESH	MT	1729	2428	990	2171
CITRUS	MT	412	474	195	208
OTHER	MT	1317	1954	796	1963
DRIED	MT	54	84	80	192
CANNED	MT	569	709	460	499
FRUIT JUICES	MLT	1380	1593	859	1013
NUTS AND PREPARATIONS	NA	---	---	356	250
VEGETABLES & PREPARATIONS	NA	---	---	4678	5086
FRESH	MT	2089	2169	1266	1098
VEGETABLES-FROZEN	MT	594	663	578	689
PULSES	MT	436	369	252	159
DRIED BEANS	MT	310	323	149	135
DRIED PEAS	MT	38	37	28	11
DRIED LENTILS	MT	68	9	75	4
CANNED	MT	1356	1761	1120	1703
HOPS-INC EXTRACT EQ	MT	0	0	4	0
FEEDS,FODDERS-EX OILCAKE	NA	---	---	1226	1376
CORN BYPRODUCTS	MT				
ALFALFA MEAL AND CUBES	MT	0	5	0	1
OILSEEDS AND PRODUCTS	NA	---	---	1336	1454
OILCAKE AND MEAL	MT				
SOYBEAN	MT				
OILSEEDS	NA	---	---	21	69
SOYBEANS	MT				
OILS AND WAXES-VEG	MT	1150	1141	1292	1360
OILS-SOYA,COTTONSEED	MT	68	91	70	92
SOYBEAN	MT	68	81	70	81
COTTONSEED	MT	0	10	0	11
TOBACCO,UNMANUFACTURED	MT				
BURLEY	MT				
FLUE-CURED	MT				
COTTON-EX LINTERS	MT				
COTTON LINTERS	MT				
ESSENTIAL OILS	MT	16	19	57	110
SEEDS-FIELD AND GARDEN	NA	---	---	34	33
OTHER VEGETABLE PRODS	NA	---	---	3748	3104

GRAINS & PREP---CONTINUED

TABLE 1--U.S. AGRICULTURAL EXPORTS: QUANTITY AND VALUE, COUNTRY BY COMMODITY GROUP, FISCAL YEARS 1978 AND 1979

COUNTRY AND COMMODITY GROUP	UNIT	QUANTITY 1978	QUANTITY 1979	VALUE 1978 $1,000	VALUE 1979 $1,000
236 BAHAMAS					
TOTAL	---	---	---	53201	59563
ANIMALS & ANIMAL PRODUCTS	NA	---	---	21267	23826
ANIMALS-LIVE,EX POULTRY	NA	---	---	27	7
CATTLE	HNO	0	0	16	0
MEATS AND MEAT PRODUCTS	MT	5922	5924	15704	18041
MEATS-FRESH,FROZEN	MT	4451	4355	12396	14391
BEEF AND VEAL	MT	2535	2483	8621	10185
PORK	MT	1477	1627	2776	3476
VARIETY MEATS	MT	189	128	294	233
MEATS-PREP,PRES	MT	1471	1569	3309	3650
BEEF	MT	162	279	270	425
PORK	MT	740	717	1701	1746
POULTRY & POULTRY PRODS	NA	---	---	1977	2331
POULTRY-LIVE	NA	---	---	908	1068
BABY CHICKS-BREEDER	HNO	61	49	14	10
BABY CHICKS-EX BRDR	HNO	2786	2713	550	616
POULTRY MEATS	MT	749	770	976	1231
POULTRY MEAT-FR,FRZ	MT	731	760	937	1194
CHICKENS	MT	185	197	259	329
TURKEYS	MT	477	463	584	677
POULTRY MEATS-PREP	MT	18	10	39	37
EGGS	NA	---	---	93	36
DAIRY PRODUCTS	NA	---	---	2605	2304
EVAP & COND MILK	MT	207	121	137	106
NONFAT DRY MILK	MT	26	55	25	48
BUTTER & ANHYDROUS	MT	46	45	93	94
CHEESE	MT	332	299	871	788
FATS,OILS AND GREASES	MT	664	1150	682	1094
LARD	MT	457	603	465	576
TALLOW-INEDIBLE	MT				
HIDES AND SKINS	NA	---	---	6	4
CATTLE HIDES	HNO	0	0	4	4
CATTLE HIDES-WHOLE	HNO	0	0	4	4
FURSKINS	NA	---	---		
OTHER ANIMAL PRODUCTS	NA	---	---	66	46
GRAINS AND PREPARATIONS	NA	---	---	6931	7256
WHEAT AND PRODUCTS	MT	4684	3831	990	963
WHEAT AND WHEAT FLOUR	MT	4381	3450	781	688
WHEAT	MT	15	20	3	3
WHEAT FLOUR-GR EQ	MT	4366	3430	778	685
BULGUR & ROLLED WHEAT	MT				
RICE	MT	5187	5468	2846	2985
GRAINS & PREP---CONTINUED					

COMMODITY GROUP	UNIT	QUANTITY 1978	QUANTITY 1979	VALUE 1978 $1,000	VALUE 1979 $1,000
FEED GRAINS & PRODUCTS	MT	3392	3415	669	689
FEED GRAINS	MT	341	0	80	0
BARLEY	MT				
CORN	MT	341	0	80	0
GRAIN SORGHUMS	MT				
OATS	MT				
BLENDED FOOD PRODUCTS	MT	0	47	0	16
FRUITS AND PREPARATIONS	NA	---	---	3349	3319
FRESH	MT	2001	1518	929	759
CITRUS	MT	974	641	304	230
OTHER	MT	1027	875	625	529
DRIED	MT	76	26	119	72
CANNED	MT	333	409	292	396
FRUIT JUICES	MLT	3620	3316	1880	1979
NUTS AND PREPARATIONS	NA	---	---	325	314
VEGETABLES & PREPARATIONS	NA	---	---	5840	6700
FRESH	MT	4511	3908	1356	1239
VEGETABLES-FROZEN	MT	496	554	371	416
PULSES	MT	154	111	77	77
DRIED BEANS	MT	73	66	48	53
DRIED PEAS	MT	49	40	18	18
DRIED LENTILS	MT	32	5	12	5
CANNED	MT	2162	2484	1451	1854
HOPS-INC EXTRACT EQ	MT				
FEEDS,FODDERS-EX OILCAKE	NA	---	---	5682	6661
CORN BYPRODUCTS	MT	414	5	51	1
ALFALFA MEAL AND CUBES	MT	15	37	2	7
OILSEEDS AND PRODUCTS	NA	---	---	2852	2783
OILCAKE AND MEAL	MT	0	1	0	1
SOYBEAN	MT				
OILSEEDS	NA	---	---	47	33
SOYBEANS	MT				
OILS AND WAXES-VEG	MT	2817	2406	2783	2668
OILS-SOYA,COTTONSEED	MT	248	412	262	476
SOYBEAN	MT	205	386	218	442
COTTONSEED	MT	39	26	44	34
TOBACCO,UNMANUFACTURED	MT	79	73	178	172
BURLEY	MT				
FLUE-CURED	MT				
COTTON-EX LINTERS	MT	1	0	2	0
COTTON LINTERS	MT				
ESSENTIAL OILS	MT	98	66	353	311
SEEDS-FIELD AND GARDEN	NA	---	---	150	91
OTHER VEGETABLE PRODS	NA	---	---	6269	8125

TABLE 1--U.S. AGRICULTURAL EXPORTS: QUANTITY AND VALUE, COUNTRY BY COMMODITY GROUP, FISCAL YEARS 1978 AND 1979

COUNTRY AND COMMODITY GROUP	UNIT	QUANTITY 1978	QUANTITY 1979	VALUE 1978 $1,000	VALUE 1979 $1,000
239 CUBA					
TOTAL	---	---	---	0	2
ANIMALS & ANIMAL PRODUCTS	NA	---	---		
ANIMALS-LIVE,EX POULTRY	NA	---	---		
CATTLE	HNO				
MEATS AND MEAT PRODUCTS	MT				
MEATS-FRESH,FROZEN	MT				
BEEF AND VEAL	MT				
PORK	MT				
VARIETY MEATS	MT				
MEATS-PREP,PRES	MT				
BEEF	MT				
PORK	MT				
POULTRY & POULTRY PRODS	NA	---	---		
POULTRY-LIVE	NA	---	---		
BABY CHICKS-BREEDER	HNO				
BABY CHICKS-EX BRDR	HNO				
POULTRY MEATS	MT				
POULTRY MEAT-FR,FRZ	MT				
CHICKENS	MT				
TURKEYS	MT				
POULTRY MEATS-PREP	MT				
EGGS	NA	---	---		
DAIRY PRODUCTS	NA	---	---		
EVAP & COND MILK	MT				
NONFAT DRY MILK	MT				
BUTTER & ANHYDROUS	MT				
CHEESE	MT				
FATS,OILS AND GREASES	MT				
LARD	MT				
TALLOW-INEDIBLE	MT				
HIDES AND SKINS	NA	---	---		
CATTLE HIDES	HNO				
CATTLE HIDES-WHOLE	HNO				
FURSKINS	NA	---	---		
OTHER ANIMAL PRODUCTS	NA	---	---		
GRAINS AND PREPARATIONS	NA	---	---		
WHEAT AND PRODUCTS	MT				
WHEAT AND WHEAT FLOUR	MT				
WHEAT	MT				
WHEAT FLOUR-GR EQ	MT				
BULGUR & ROLLED WHEAT	MT				
RICE	MT				
GRAINS & PREP---CONTINUED					
FEED GRAINS & PRODUCTS	MT				
FEED GRAINS	MT				
BARLEY	MT				
CORN	MT				
GRAIN SORGHUMS	MT				
OATS	MT				
BLENDED FOOD PRODUCTS	MT				
FRUITS AND PREPARATIONS	NA	---	---	0	2
FRESH	MT				
CITRUS	MT				
OTHER	MT				
DRIED	MT	0	0	0	2
CANNED	MT				
FRUIT JUICES	MLT				
NUTS AND PREPARATIONS	NA	---	---		
VEGETABLES & PREPARATIONS	NA	---	---		
FRESH	MT				
VEGETABLES-FROZEN	MT				
PULSES	MT				
DRIED BEANS	MT				
DRIED PEAS	MT				
DRIED LENTILS	MT				
CANNED	MT				
HOPS-INC EXTRACT EQ	MT				
FEEDS,FODDERS-EX OILCAKE	NA	---	---		
CORN BYPRODUCTS	MT				
ALFALFA MEAL AND CUBES	MT				
OILSEEDS AND PRODUCTS	NA	---	---		
OILCAKE AND MEAL	MT				
SOYBEAN	MT				
OILSEEDS	NA	---	---		
SOYBEANS	MT				
OILS AND WAXES-VEG	MT				
OILS-SOYA,COTTONSEED	MT				
SOYBEAN	MT				
COTTONSEED	MT				
TOBACCO,UNMANUFACTURED	MT				
BURLEY	MT				
FLUE-CURED	MT				
COTTON-EX LINTERS	MT				
COTTON LINTERS	MT				
ESSENTIAL OILS	MT				
SEEDS-FIELD AND GARDEN	NA	---	---		
OTHER VEGETABLE PRODS	NA	---	---		

Reproduced from best available copy.

TABLE I--U.S. AGRICULTURAL EXPORTS: QUANTITY AND VALUE, COUNTRY BY COMMODITY GROUP, FISCAL YEARS 1978 AND 1979

COUNTRY AND COMMODITY GROUP	UNIT	QUANTITY 1978	QUANTITY 1979	VALUE 1978 $1,000	VALUE 1979 $1,000
281 JAMAICA					
TOTAL	---	---	---	77681	70763
ANIMALS & ANIMAL PRODUCTS	NA	---	---	18537	20150
ANIMALS-LIVE,EX POULTRY	NA	---	---		
CATTLE	NNO				
MEATS AND MEAT PRODUCTS	MT	1674	2280	2363	3753
MEATS-FRESH,FROZEN	MT	1655	2179	2327	3565
BEEF AND VEAL	MT	362	397	1439	2190
PORK	MT	7	1	12	1
VARIETY MEATS	MT	1283	1781	864	1371
MEATS-PREP,PRES	MT	19	101	35	188
BEEF	MT	4	58	5	94
PORK	MT	4	39	14	83
POULTRY & POULTRY PRODS	NA	---	---	10670	9747
POULTRY-LIVE	NA	---	---	17	28
BABY CHICKS-BREEDER	MNO				
BABY CHICKS-EX BRDR	MNO	0	9	0	10
POULTRY MEATS	MT	14939	15331	6597	5904
POULTRY MEAT-FR,FRZ	MT	14900	15330	6563	5900
CHICKENS	MT	14535	15287	6265	5834
TURKEYS	MT	49	8	28	29
POULTRY MEATS-PREP	MT	39	1	35	4
EGGS	NA	---	---	4055	3815
DAIRY PRODUCTS	NA	---	---	426	651
EVAP & COND MILK	MT				
NONFAT DRY MILK	MT	1	309	1	109
BUTTER & ANHYDROUS	MT	1	1	3	1
CHEESE	MT	80	21	115	66
FATS,OILS AND GREASES	MT	12030	10442	4868	5317
LARD	MT	0	16	0	19
TALLOW-INEDIBLE	MT	11730	9511	4606	4724
HIDES AND SKINS	NA	---	---	114	617
CATTLE HIDES	MNO	3	11	114	617
CATTLE HIDES-WHOLE	MNO	3	11	114	617
FURSKINS	NA	---	---		
OTHER ANIMAL PRODUCTS	NA	---	---	96	65
GRAINS AND PREPARATIONS	NA	---	---	31457	26618
WHEAT AND PRODUCTS	MT	79706	39736	10693	6866
WHEAT AND WHEAT FLOUR	MT	79706	38857	10602	6642
WHEAT	MT	21274	6641	2594	1043
WHEAT FLOUR-GR EQ	MT	58432	32216	8008	5599
BULGUR & ROLLED WHEAT	MT	0	879	1	224
RICE	MT	5244	5342	2074	2059
GRAINS & PREP--CONTINUED					

COMMODITY GROUP	UNIT	QUANTITY 1978	QUANTITY 1979	VALUE 1978 $1,000	VALUE 1979 $1,000
FEED GRAINS & PRODUCTS	MT	181914	150663	18120	16770
FEED GRAINS	MT	173693	144107	17236	16072
BARLEY	MT				
CORN	MT	163399	136110	16141	15110
GRAIN SORGHUMS	MT	9207	7183	889	778
OATS	MT	1987	814	206	184
BLENDED FOOD PRODUCTS	MT	543	564	170	191
FRUITS AND PREPARATIONS	NA	---	---	714	527
FRESH	MT	7	43	2	40
CITRUS	MT	7	0	2	0
OTHER	MT	0	43	0	40
DRIED	MT	20	9	21	12
CANNED	MT	300	166	202	185
FRUIT JUICES	MLT	497	382	479	219
NUTS AND PREPARATIONS	NA	---	---	59	82
VEGETABLES & PREPARATIONS	NA	---	---	1434	1287
FRESH	MT	235	93	88	32
VEGETABLES-FROZEN	MT	208	150	198	185
PULSES	MT	609	87	323	45
DRIED BEANS	MT	592	68	309	36
DRIED PEAS	MT	17	19	13	7
DRIED LENTILS	MT				
CANNED	MT	248	318	264	402
HOPS-INC EXTRACT EQ	MT	59	53	157	143
FEEDS,FODDERS-EX OILCAKE	NA	---	---	2035	1650
CORN BYPRODUCTS	MT	0	274	0	72
ALFALFA MEAL AND CUBES	MT	220	0	36	0
OILSEEDS AND PRODUCTS	NA	---	---	17753	20360
OILCAKE AND MEAL	MT	8758	12912	1802	2900
SOYBEAN	MT	8648	12885	1792	2867
OILSEEDS	NA	---	---	12199	13629
SOYBEANS	MT	48128	47357	12090	13610
OILS AND WAXES-VEG	MT	5401	5375	3750	4029
OILS-SOYA,COTTONSEED	MT	4075	4304	2456	3083
SOYBEAN	MT	3774	4224	2293	3004
COTTONSEED	MT	301	80	164	79
TOBACCO,UNMANUFACTURED	MT	538	632	2576	3240
BURLEY	MT				
FLUE-CURED	MT	465	574	1796	2331
COTTON-EX LINTERS	MT	12	53	61	95
COTTON LINTERS	MT				
ESSENTIAL OILS	MT	24	8	92	49
SEEDS-FIELD AND GARDEN	NA	---	---	679	228
OTHER VEGETABLE PRODS	NA	---	---	2284	2308

TABLE 1--U.S. AGRICULTURAL EXPORTS: QUANTITY AND VALUE, COUNTRY BY COMMODITY GROUP, FISCAL YEARS 1978 AND 1979

COUNTRY AND COMMODITY GROUP	UNIT	QUANTITY 1978	QUANTITY 1979	VALUE 1978 $1,000	VALUE 1979 $1,000
243 TURKS AND CAICOS ISLANDS					
TOTAL	---	---	---	553	479
ANIMALS & ANIMAL PRODUCTS	NA	---	---	220	156
ANIMALS-LIVE,EX POULTRY	NA	---	---	1	0
CATTLE	NNO	0	0	1	0
MEATS AND MEAT PRODUCTS	MT	50	38	113	103
MEATS-FRESH,FROZEN	MT	24	27	70	78
BEEF AND VEAL	MT	13	13	45	50
PORK	MT	11	11	25	23
VARIETY MEATS	MT	0	3	0	4
MEATS-PREP,PRES	MT	26	11	43	25
BEEF	MT	8	4	15	12
PORK	MT	9	7	9	12
POULTRY & POULTRY PRODS	NA	---	---	37	28
POULTRY-LIVE	NA	---	---		
BABY CHICKS-BREEDER	MNO				
BABY CHICKS-EX BRDR	MNO				
POULTRY MEATS	MT	28	21	35	28
POULTRY MEAT-FR,FRZ	MT	28	21	35	28
CHICKENS	MT	28	21	35	28
TURKEYS	MT				
POULTRY MEATS-PREP	MT				
EGGS	NA	---	---	2	0
DAIRY PRODUCTS	NA	---	---	36	9
EVAP & COND MILK	MT	36	4	24	7
NONFAT DRY MILK	MT	0	0	1	0
BUTTER & ANHYDROUS	MT				
CHEESE	MT	3	0	5	0
FATS,OILS AND GREASES	MT	56	19	33	14
LARD	MT	39	11	22	7
TALLOW-INEDIBLE	MT				
HIDES AND SKINS	NA	---	---		
CATTLE HIDES	MNO				
CATTLE HIDES-WHOLE	MNO				
FURSKINS	NA	---	---		
OTHER ANIMAL PRODUCTS	NA	---	---		
GRAINS AND PREPARATIONS	NA	---	---	102	86
WHEAT AND PRODUCTS	MT	37	7	5	2
WHEAT AND WHEAT FLOUR	MT	37	7	5	2
WHEAT	MT				
WHEAT FLOUR-GR EQ	MT	37	7	5	2
BULGUR & ROLLED WHEAT	MT				
RICE	MT	146	114	88	65

GRAINS & PREP---CONTINUED

COMMODITY GROUP	UNIT	QUANTITY 1978	QUANTITY 1979	VALUE 1978 $1,000	VALUE 1979 $1,000
FEED GRAINS & PRODUCTS	MT	11	4	3	1
FEED GRAINS	MT				
BARLEY	MT				
CORN	MT				
GRAIN SORGHUMS	MT				
OATS	MT				
BLENDED FOOD PRODUCTS	MT				
FRUITS AND PREPARATIONS	NA	---	---	13	15
FRESH	MT	6	0	2	0
CITRUS	MT				
OTHER	MT	6	0	2	0
DRIED	MT	0	0	1	0
CANNED	MT	1	1	1	1
FRUIT JUICES	MLT	12	26	9	14
NUTS AND PREPARATIONS	NA	---	---		
VEGETABLES & PREPARATIONS	NA	---	---	38	89
FRESH	MT	11	0	4	0
VEGETABLES-FROZEN	MT				
PULSES	MT	3	0	0	1
DRIED BEANS	MT	3	0	0	1
DRIED PEAS	MT				
DRIED LENTILS	MT				
CANNED	MT	28	19	21	15
HOPS-INC EXTRACT EQ	MT				
FEEDS,FODDERS-EX OILCAKE	NA	---	---	5	1
CORN BYPRODUCTS	MT				
ALFALFA MEAL AND CUBES	MT				
OILSEEDS AND PRODUCTS	NA	---	---	15	12
OILCAKE AND MEAL	MT				
SOYBEAN	MT				
OILSEEDS	NA	---	---		
SOYBEANS	MT				
OILS AND WAXES-VEG	MT	13	9	15	12
OILS-SOYA,COTTONSEED	MT	4	0	5	1
SOYBEAN	MT				
COTTONSEED	MT	4	0	5	1
TOBACCO,UNMANUFACTURED	MT				
BURLEY	MT				
FLUE-CURED	MT				
COTTON-EX LINTERS	MT				
COTTON LINTERS	MT				
ESSENTIAL OILS	MT				
SEEDS-FIELD AND GARDEN	NA	---	---		
OTHER VEGETABLE PRODS	NA	---	---	161	120

TABLE 1 --U.S. AGRICULTURAL EXPORTS: QUANTITY AND VALUE, COUNTRY BY COMMODITY GROUP, FISCAL YEARS 1978 AND 1979

COUNTRY AND COMMODITY GROUP	UNIT	QUANTITY 1978	QUANTITY 1979	VALUE 1978 $1,000	VALUE 1979 $1,000
248 CAYMAN ISLANDS					
TOTAL	---	---	---	5246	5719
ANIMALS & ANIMAL PRODUCTS	NA	---	---	2165	2461
ANIMALS-LIVE,EX POULTRY	NA	---	---	0	0
CATTLE	NNO	0	0	0	0
MEATS AND MEAT PRODUCTS	MT	492	458	1322	1068
MEATS-FRESH,FROZEN	MT	398	357	1042	1170
BEEF AND VEAL	MT	281	233	766	859
PORK	MT	52	50	141	139
VARIETY MEATS	MT	49	52	79	125
MEATS-PREP,PRES	MT	94	101	281	285
BEEF	MT	29	33	84	88
PORK	MT	29	32	96	93
POULTRY & POULTRY PRODS	NA	---	---	378	505
POULTRY-LIVE	NA	---	---	17	16
BABY CHICKS-BREEDER	NNO				
BABY CHICKS-EX BRDR	NNO	5	165	7	16
POULTRY MEATS	MT	292	353	349	469
POULTRY MEAT-FR,FRZ	MT	289	352	345	467
CHICKENS	MT	276	339	326	446
TURKEYS	MT	6	6	13	10
POULTRY MEATS-PREP	MT	3	1	4	3
EGGS	NA	---	---	12	20
DAIRY PRODUCTS	NA	---	---	418	456
EVAP & COND MILK	MT	196	36	78	33
NONFAT DRY MILK	MT	7	0	5	1
BUTTER & ANHYDROUS	MT	0	1	1	3
CHEESE	MT	28	28	51	53
FATS,OILS AND GREASES	MT	41	35	54	34
LARD	MT	1	0	1	0
TALLOW-INEDIBLE	MT				
HIDES AND SKINS	NA	---	---		
CATTLE HIDES	NNO				
CATTLE HIDES-WHOLE	NNO				
FURSKINS	NA	---	---		
OTHER ANIMAL PRODUCTS	NA	---	---	7	2
GRAINS AND PREPARATIONS	NA	---	---	336	410
WHEAT AND PRODUCTS	MT	497	477	98	76
WHEAT AND WHEAT FLOUR	MT	483	466	88	71
WHEAT	MT				
WHEAT FLOUR-GR EQ	MT	483	466	88	71
BULGUR & ROLLED WHEAT	MT				
RICE	MT	150	171	97	89
FEED GRAINS & PRODUCTS	MT	8	20	1	8
FEED GRAINS	MT				
BARLEY	MT				
CORN	MT				
GRAIN SORGHUMS	MT				
OATS	MT				
BLENDED FOOD PRODUCTS	MT	0	1	0	1
FRUITS AND PREPARATIONS	NA	---	---	220	231
FRESH	MT	106	53	65	33
CITRUS	MT	31	15	11	6
OTHER	MT	75	38	54	27
DRIED	MT	0	1	2	4
CANNED	MT	39	45	16	29
FRUIT JUICES	MLT	523	861	133	159
NUTS AND PREPARATIONS	NA	---	---	14	35
VEGETABLES & PREPARATIONS	NA	---	---	504	462
FRESH	MT	401	430	119	133
VEGETABLES-FROZEN	MT	50	38	38	27
PULSES	MT	58	33	32	22
DRIED BEANS	MT	58	32	32	21
DRIED PEAS	MT	0	1	0	1
DRIED LENTILS	MT				
CANNED	MT	91	73	57	65
HOPS-INC EXTRACT EQ	MT				
FEEDS,FODDERS-EX OILCAKE	NA	---	---	1139	1191
CORN BYPRODUCTS	MT				
ALFALFA MEAL AND CUBES	MT				
OILSEEDS AND PRODUCTS	NA	---	---	171	177
OILCAKE AND MEAL	MT	0	3	0	3
SOYBEAN	MT	0	3	0	3
OILSEEDS	NA	---	---	10	8
SOYBEANS	MT				
OILS AND WAXES-VEG	MT	151	123	161	163
OILS-SOYA,COTTONSEED	MT	22	7	26	9
SOYBEAN	MT				
COTTONSEED	MT	22	7	26	9
TOBACCO,UNMANUFACTURED	MT				
BURLEY	MT				
FLUE-CURED	MT				
COTTON-EX LINTERS	MT				
COTTON LINTERS	MT				
ESSENTIAL OILS	MT	0	2	0	8
SEEDS-FIELD AND GARDEN	NA	---	---	4	4
OTHER VEGETABLE PRODS	NA	---	---	672	743

GRAINS & PREP---CONTINUED

TABLE 1--U.S. AGRICULTURAL EXPORTS: QUANTITY AND VALUE, COUNTRY BY COMMODITY GROUP, FISCAL YEARS 1978 AND 1979

COUNTRY AND COMMODITY GROUP	UNIT	QUANTITY 1978	QUANTITY 1979	VALUE 1978 $1,000	VALUE 1979 $1,000
245 HAITI					
TOTAL	---	---	---	33336	41848
ANIMALS & ANIMAL PRODUCTS	NA	---	---	9037	6897
ANIMALS-LIVE,EX POULTRY	NA	---	---	11	3
CATTLE	HNO	0	0	6	0
MEATS AND MEAT PRODUCTS	MT	107	150	226	231
MEATS-FRESH,FROZEN	MT	49	95	95	122
BEEF AND VEAL	MT	29	16	72	50
PORK	MT	15	9	16	16
VARIETY MEATS	MT	1	69	2	51
MEATS-PREP,PRES	MT	58	55	130	108
BEEF	MT	5	9	7	17
PORK	MT	14	20	23	37
POULTRY & POULTRY PRODS	NA	---	---	418	373
POULTRY-LIVE	NA	---	---	200	103
BABY CHICKS-BREEDER	HNO	35	9	25	8
BABY CHICKS-EX BRDR	HNO	658	388	137	86
POULTRY MEATS	MT	70	35	87	38
POULTRY MEAT-FR,FRZ	MT	66	34	85	36
CHICKENS	MT	58	3	73	5
TURKEYS	MT	7	4	6	8
POULTRY MEATS-PREP	MT	2	1	2	2
EGGS	NA	---	---	125	232
DAIRY PRODUCTS	NA	---	---	3145	1785
EVAP & COND MILK	MT	13	156	15	134
NONFAT DRY MILK	MT	2286	1498	2537	733
BUTTER & ANHYDROUS	MT	0	0	0	1
CHEESE	MT	62	78	161	226
FATS,OILS AND GREASES	MT	11135	11032	4937	6070
LARD	MT	1112	895	553	534
TALLOW-INEDIBLE	MT	8973	9877	3937	5372
HIDES AND SKINS	NA	---	---	75	225
CATTLE HIDES	HNO	2	5	33	36
CATTLE HIDES-WHOLE	HNO	2	5	33	30
FURSKINS	NA	---	---	27	0
OTHER ANIMAL PRODUCTS	NA	---	---	225	211
GRAINS AND PREPARATIONS	NA	---	---	11174	15763
WHEAT AND PRODUCTS	MT	39456	39406	6036	6194
WHEAT AND WHEAT FLOUR	MT	27069	31062	3907	4472
WHEAT	MT	19752	17146	2631	2562
WHEAT FLOUR-GR EQ	MT	7267	13916	1276	1890
BULGUR & ROLLED WHEAT	MT	12657	8307	2111	1703
RICE	MT	3961	10163	1286	6304

GRAINS & PREP---CONTINUED

COMMODITY GROUP	UNIT	QUANTITY 1978	QUANTITY 1979	VALUE 1978 $1,000	VALUE 1979 $1,000
FEED GRAINS & PRODUCTS	MT	15712	6622	1998	952
FEED GRAINS	MT	6439	0	729	0
BARLEY	MT				
CORN	MT	6439	0	729	0
GRAIN SORGHUMS	MT				
OATS	MT				
BLENDED FOOD PRODUCTS	MT	8309	3091	1441	989
FRUITS AND PREPARATIONS	NA	---	---	281	249
FRESH	MT	128	110	48	46
CITRUS	MT	1	0	1	0
OTHER	MT	127	110	47	46
DRIED	MT	27	8	29	9
CANNED	MT	94	88	38	93
FRUIT JUICES	MLT	143	119	96	68
NUTS AND PREPARATIONS	NA	---	---	7	13
VEGETABLES & PREPARATIONS	NA	---	---	877	1672
FRESH	MT	53	326	16	235
VEGETABLES-FROZEN	MT	22	20	15	7
PULSES	MT	125	270	31	75
DRIED BEANS	MT	122	269	30	74
DRIED PEAS	MT	3	0	2	0
DRIED LENTILS	MT	0	1	0	1
CANNED	MT	427	903	276	739
HOPS-INC EXTRACT EQ	MT	0	1	2	3
FEEDS,FODDERS-EX OILCAKE	NA	---	---	570	772
CORN BYPRODUCTS	MT	65	42	9	10
ALFALFA MEAL AND CUBES	MT				
OILSEEDS AND PRODUCTS	NA	---	---	10060	12740
OILCAKE AND MEAL	MT	1508	0	397	0
SOYBEAN	MT	1481	0	367	0
OILSEEDS	NA	---	---	14	9
SOYBEANS	MT				
OILS AND WAXES-VEG	MT	15262	17618	9649	12727
OILS-SOYA,COTTONSEED	MT	13766	17222	8626	12277
SOYBEAN	MT	13757	17222	8621	12277
COTTONSEED	MT	9	0	5	0
TOBACCO,UNMANUFACTURED	MT	19	41	20	234
BURLEY	MT				
FLUE-CURED	MT	3	0	13	0
COTTON-EX LINTERS	MT	1	1	1	5
COTTON LINTERS	MT	1	0	3	0
ESSENTIAL OILS	MT	3	11	19	33
SEEDS-FIELD AND GARDEN	NA	---	---	326	462
OTHER VEGETABLE PRODS	NA	---	---	961	1003

Reproduced from best available copy.

TABLE 1--U.S. AGRICULTURAL EXPORTS: QUANTITY AND VALUE, COUNTRY BY COMMODITY GROUP, FISCAL YEARS 1978 AND 1979

COUNTRY AND COMMODITY GROUP	UNIT	QUANTITY 1978	QUANTITY 1979	VALUE 1978 $1,000	VALUE 1979 $1,000
247 DOMINICAN REPUBLIC					
TOTAL	---	---	---	122092	15[illegible]511
ANIMALS & ANIMAL PRODUCTS	NA	---	---	13560	14714
ANIMALS-LIVE,EX POULTRY	NA	---	---	298	887
CATTLE	HNO	0	0	187	172
MEATS AND MEAT PRODUCTS	MT	537	989	1241	1315
MEATS-FRESH,FROZEN	MT	82	240	261	583
BEEF AND VEAL	MT	63	60	196	238
PORK	MT	19	135	39	227
VARIETY MEATS	MT	6	62	16	73
MEATS-PREP,PRES	MT	455	249	980	772
BEEF	MT	24	27	60	62
PORK	MT	158	135	336	395
POULTRY & POULTRY PRODS	NA	---	---	1488	2929
POULTRY-LIVE	NA	---	---	705	805
BABY CHICKS-BREEDER	HNO	520	373	415	469
BABY CHICKS-EX BRDR	HNO	723	823	284	321
POULTRY MEATS	MT	190	943	192	1983
POULTRY MEAT-FR,FRZ	MT	183	942	182	1982
CHICKENS	MT	111	859	83	961
TURKEYS	MT	46	44	78	88
POULTRY MEATS-PREP	MT	7	1	19	2
EGGS	NA	---	---	550	1040
DAIRY PRODUCTS	NA	---	---	1120	2679
EVAP & COND MILK	MT	31	5	19	6
NONFAT DRY MILK	MT	223	533	171	182
BUTTER & ANHYDROUS	MT	4	1	13	3
CHEESE	MT	90	81	295	263
FATS,OILS AND GREASES	MT	15658	16779	7530	9744
LARD	MT				
TALLOW-INEDIBLE	MT	14501	16432	7032	9535
HIDES AND SKINS	NA	---	---	1444	1279
CATTLE HIDES	HNO	77	48	1399	1279
CATTLE HIDES-WHOLE	HNO	77	48	1399	1279
FURSKINS	NA	---	---		
OTHER ANIMAL PRODUCTS	NA	---	---	481	880
GRAINS AND PREPARATIONS	NA	---	---	44781	38677
WHEAT AND PRODUCTS	MT	158257	135009	24568	19758
WHEAT AND WHEAT FLOUR	MT	156066	132385	24173	19248
WHEAT	MT	154203	130012	23816	18774
WHEAT FLOUR-GR EQ	MT	1863	2373	357	474
BULGUR & ROLLED WHEAT	MT	2165	2583	379	482
RICE	MT	10548	8	4063	7

GRAINS & PREP---CONTINUED

COMMODITY GROUP	UNIT	QUANTITY 1978	QUANTITY 1979	VALUE 1978 $1,000	VALUE 1979 $1,000
FEED GRAINS & PRODUCTS	MT	105373	118882	12102	13845
FEED GRAINS	MT	89719	99403	9806	11473
BARLEY	MT				
CORN	MT	88956	99149	9251	11392
GRAIN SORGHUMS	MT				
OATS	MT	705	344	159	81
BLENDED FOOD PRODUCTS	MT	7988	11064	2987	3730
FRUITS AND PREPARATIONS	NA	---	---	3045	3332
FRESH	MT	1750	2068	750	800
CITRUS	MT	0	18	0	10
OTHER	MT	1750	2050	750	796
DRIED	MT	232	177	321	340
CANNED	MT	859	992	802	1175
FRUIT JUICES	HLT	1640	996	1098	823
NUTS AND PREPARATIONS	NA	---	---	194	293
VEGETABLES & PREPARATIONS	NA	---	---	5389	5848
FRESH	MT	1029	259	1057	148
VEGETABLES-FROZEN	MT	27	65	18	32
PULSES	MT	3018	2485	1369	1130
DRIED BEANS	MT	2951	2299	1295	1041
DRIED PEAS	MT	52	120	59	78
DRIED LENTILS	MT	13	46	14	15
CANNED	MT	1918	1294	1681	1169
HOPS-INC EXTRACT EQ	MT	52	47	106	98
FEEDS,FODDERS-EX OILCAKE	NA	---	---	3137	3592
CORN BYPRODUCTS	MT	727	3632	204	787
ALFALFA MEAL AND CUBES	MT	363	227	90	68
OILSEEDS AND PRODUCTS	NA	---	---	30065	31063
OILCAKE AND MEAL	MT	25088	23100	5555	6112
SOYBEAN	MT	25084	22176	5555	5880
OILSEEDS	NA	---	---	7100	4697
SOYBEANS	MT	29818	16199	6925	4032
OILS AND WAXES-VEG	MT	27826	71322	17088	50876
OILS-SOYA,COTTONSEED	MT	24657	70338	14325	49019
SOYBEAN	MT	17653	32752	9918	21883
COTTONSEED	MT	7004	37586	4407	28296
TOBACCO,UNMANUFACTURED	MT	1856	2000	16979	22776
BURLEY	MT	13	12	34	78
FLUE-CURED	MT	71	60	305	278
COTTON-EX LINTERS	MT	71	0	70	0
COTTON LINTERS	MT	27	27	8	8
ESSENTIAL OILS	MT	53	28	187	148
SEEDS-FIELD AND GARDEN	NA	---	---	509	582
OTHER VEGETABLE PRODS	NA	---	---	4158	5077

TABLE 1--U.S. AGRICULTURAL EXPORTS: QUANTITY AND VALUE, COUNTRY BY COMMODITY GROUP, FISCAL YEARS 1978 AND 1979

COUNTRY AND COMMODITY GROUP	UNIT	QUANTITY 1978	QUANTITY 1979	VALUE 1978 $1,000	VALUE 1979 $1,000
248 LEEWARD-WINDWARD IS.					
TOTAL	---	---	---	19314	25178
ANIMALS & ANIMAL PRODUCTS	NA	---	---	10921	13211
ANIMALS-LIVE,EX POULTRY	NA	---	---	15	70
CATTLE	HND	2	0	15	70
MEATS AND MEAT PRODUCTS	MT	1478	1547	2864	3789
MEATS-FRESH,FROZEN	MT	908	753	2090	2553
BEEF AND VEAL	MT	353	406	1266	1748
PORK	MT	171	140	313	331
VARIETY MEATS	MT	341	146	372	552
MEATS-PREP,PRES	MT	570	794	774	1235
BEEF	MT	26	47	49	97
PORK	MT	457	644	594	938
POULTRY & POULTRY PRODS	NA	---	---	6779	7942
POULTRY-LIVE	NA	---	---	52	26
BABY CHICKS-BREEDER	HND	9	47	0	6
BABY CHICKS-EX BRDR	HND	18	14	11	20
POULTRY MEATS	MT	9041	9692	6609	7779
POULTRY MEAT-FR,FRZ	MT	8715	9681	6272	7757
CHICKENS	MT	7966	9366	5525	7414
TURKEYS	MT	100	158	127	199
POULTRY MEATS-PREP	MT	326	11	336	12
EGGS	NA	---	---	116	147
DAIRY PRODUCTS	NA	---	---	429	668
EVAP & COND MILK	MT	222	289	198	413
NONFAT DRY MILK	MT	5	46	7	20
BUTTER & ANHYDROUS	MT	6	12	15	28
CHEESE	MT	20	31	73	108
FATS,OILS AND GREASES	MT	1740	1407	723	700
LARD	MT	24	20	17	15
TALLOW-INEDIBLE	MT	1707	1360	695	652
HIDES AND SKINS	NA	---	---	49	31
CATTLE HIDES	HND	0	1	0	31
CATTLE HIDES-WHOLE	HND	0	1	0	31
FURSKINS	NA	---	---	49	0
OTHER ANIMAL PRODUCTS	NA	---	---	63	12
GRAINS AND PREPARATIONS	NA	---	---	2996	4853
WHEAT AND PRODUCTS	MT	8862	18786	1811	3602
WHEAT AND WHEAT FLOUR	MT	8787	18661	1752	3585
WHEAT	MT	5428	16843	961	3166
WHEAT FLOUR-GR EQ	MT	3359	1818	791	419
BULGUR & ROLLED WHEAT	MT	1	0	2	0
RICE	MT	1115	855	522	886
GRAINS & PREP---CONTINUED					
FEED GRAINS & PRODUCTS	MT	3122	1588	347	287
FEED GRAINS	MT	2183	770	208	111
BARLEY	MT				
CORN	MT	2183	759	208	107
GRAIN SORGHUMS	MT				
OATS	MT	0	11	0	3
BLENDED FOOD PRODUCTS	MT	10	9	9	5
FRUITS AND PREPARATIONS	NA	---	---	733	1280
FRESH	MT	161	188	123	123
CITRUS	MT	50	23	28	19
OTHER	MT	111	165	94	118
DRIED	MT	21	7	35	13
CANNED	MT	112	112	88	107
FRUIT JUICES	MLT	770	1813	481	987
NUTS AND PREPARATIONS	NA	---	---	85	87
VEGETABLES & PREPARATIONS	NA	---	---	1676	2176
FRESH	MT	900	1309	430	591
VEGETABLES-FROZEN	MT	126	217	139	198
PULSES	MT	310	307	227	193
DRIED BEANS	MT	199	183	140	133
DRIED PEAS	MT	53	40	36	19
DRIED LENTILS	MT	58	84	51	45
CANNED	MT	609	799	463	669
HOPS-INC EXTRACT EQ	MT				
FEEDS,FODDERS-EX OILCAKE	NA	---	---	923	894
CORN BYPRODUCTS	MT	1076	748	231	190
ALFALFA MEAL AND CUBES	MT	12	0	4	0
OILSEEDS AND PRODUCTS	NA	---	---	237	810
OILCAKE AND MEAL	MT				
SOYBEAN	MT				
OILSEEDS	NA	---	---	10	19
SOYBEANS	MT				
OILS AND WAXES-VEG	MT	192	397	227	391
OILS-SOYA,COTTONSEED	MT	70	152	23	120
SOYBEAN	MT	17	150	20	118
COTTONSEED	MT	3	2	2	2
TOBACCO,UNMANUFACTURED	MT	23	30	53	201
BURLEY	MT				
FLUE-CURED	MT	7	0	16	0
COTTON-EX LINTERS	MT				
COTTON LINTERS	MT				
ESSENTIAL OILS	MT	2	14	11	27
SEEDS-FIELD AND GARDEN	NA	---	---	103	98
OTHER VEGETABLE PRODS	NA	---	---	1500	1939

Reproduced from best available copy.

TABLE 1--U.S. AGRICULTURAL EXPORTS: QUANTITY AND VALUE, COUNTRY BY COMMODITY GROUP, FISCAL YEARS 1978 AND 1979

COUNTRY AND COMMODITY GROUP	UNIT	QUANTITY 1978	QUANTITY 1979	VALUE 1978 $1,000	VALUE 1979 $1,000
272 BARBADOS					
TOTAL	---	---	---	14899	20486
ANIMALS & ANIMAL PRODUCTS	NA	---	---	4270	5124
ANIMALS-LIVE,EX POULTRY	NA	---	---	8	50
CATTLE	HND				
MEATS AND MEAT PRODUCTS	MT	1131	1153	2106	2492
MEATS-FRESH,FROZEN	MT	447	422	1264	1506
BEEF AND VEAL	MT	199	242	832	1173
PORK	MT	151	117	283	262
VARIETY MEATS	MT	90	57	122	59
MEATS-PREP,PRES	MT	684	731	843	986
BEEF	MT	15	27	16	55
PORK	MT	663	677	811	881
POULTRY & POULTRY PRODS	NA	---	---	1778	2241
POULTRY-LIVE	NA	---	---	7	0
BABY CHICKS-BREEDER	HND				
BABY CHICKS-EX BROR	HND	31	0	7	0
POULTRY MEATS	MT	2172	2164	1323	1606
POULTRY MEAT-FR,FRZ	MT	2156	2093	1290	1554
CHICKENS	MT	2081	1738	1127	1225
TURKEYS	MT	146	248	142	237
POULTRY MEATS-PREP	MT	14	71	32	52
EGGS	NA	---	---	449	636
DAIRY PRODUCTS	NA	---	---	295	221
EVAP & COND MILK	MT				
NONFAT DRY MILK	MT	55	32	54	20
BUTTER & ANHYDROUS	MT	1	1	2	3
CHEESE	MT	29	41	87	138
FATS,OILS AND GREASES	MT	156	206	77	106
LARD	MT				
TALLOW-INEDIBLE	MT	151	202	69	104
HIDES AND SKINS	NA	---	---		
CATTLE HIDES	HND				
CATTLE HIDES-WHOLE	HND				
FURSKINS	NA	---	---		
OTHER ANIMAL PRODUCTS	NA	---	---	12	14
GRAINS AND PREPARATIONS	NA	---	---	3284	5240
WHEAT AND PRODUCTS	MT	3443	6256	652	1202
WHEAT AND WHEAT FLOUR	MT	3436	6250	646	1196
WHEAT	MT	0	3994	0	701
WHEAT FLOUR-GR EQ	MT	3436	2256	646	496
BULGUR & ROLLED WHEAT	MT	4	0	4	0
RICE	MT	1365	1003	947	717
GRAINS & PREP---CONTINUED					

COMMODITY GROUP	UNIT	QUANTITY 1978	QUANTITY 1979	VALUE 1978 $1,000	VALUE 1979 $1,000
FEED GRAINS & PRODUCTS	MT	10029	19958	1285	2876
FEED GRAINS	MT	9291	19866	1221	2847
BARLEY	MT				
CORN	MT	9291	19866	1221	2847
GRAIN SORGHUMS	MT				
OATS	MT				
BLENDED FOOD PRODUCTS	MT	1	0	2	0
FRUITS AND PREPARATIONS	NA	---	---	515	493
FRESH	MT	240	324	148	178
CITRUS	MT	11	2	6	2
OTHER	MT	229	322	138	176
DRIED	MT	4	5	10	6
CANNED	MT	170	126	170	129
FRUIT JUICES	MLT	177	193	158	151
NUTS AND PREPARATIONS	NA	---	---	112	173
VEGETABLES & PREPARATIONS	NA	---	---	1311	1948
FRESH	MT	392	784	166	350
VEGETABLES-FROZEN	MT	76	69	83	79
PULSES	MT	299	535	200	285
DRIED BEANS	MT	58	177	39	93
DRIED PEAS	MT	232	354	155	186
DRIED LENTILS	MT	9	4	6	6
CANNED	MT	668	440	503	516
HOPS-INC EXTRACT EQ	MT	2	0	15	0
FEEDS,FODDERS-EX OILCAKE	NA	---	---	2176	2647
CORN BYPRODUCTS	MT	760	0	199	0
ALFALFA MEAL AND CUBES	MT	0	38	0	14
OILSEEDS AND PRODUCTS	NA	---	---	1601	3243
OILCAKE AND MEAL	MT	3829	5717	1005	1658
SOYBEAN	MT	3662	5240	961	1534
OILSEEDS	NA	---	---	129	422
SOYBEANS	MT	45	21	16	5
OILS AND WAXES-VEG	MT	419	989	462	1161
OILS-SOYA,COTTONSEED	MT	77	363	83	349
SOYBEAN	MT	51	346	55	332
COTTONSEED	MT	26	17	28	17
TOBACCO,UNMANUFACTURED	MT	112	114	504	494
BURLEY	MT				
FLUE-CURED	MT	86	79	499	484
COTTON-EX LINTERS	MT				
COTTON LINTERS	MT				
ESSENTIAL OILS	MT	11	1	6	13
SEED-FIELD AND GARDEN	NA	---	---	82	150
OTHER VEGETABLE PRODS	NA	---	---	1032	961

TABLE 1--U.S. AGRICULTURAL EXPORTS: QUANTITY AND VALUE, COUNTRY BY COMMODITY GROUP, FISCAL YEARS 1978 AND 1979

COUNTRY AND COMMODITY GROUP	UNIT	QUANTITY 1978	QUANTITY 1979	VALUE 1978 $1,000	VALUE 1979 $1,000
274 TRINIDAD-TOBAGO					
TOTAL	---	---	---	48683	67408
ANIMALS & ANIMAL PRODUCTS	NA	---	---	7451	11582
ANIMALS-LIVE,EX POULTRY	NA	---	---	65	182
CATTLE	HNO	0	0	0	6
MEATS AND MEAT PRODUCTS	MT	1232	1691	1709	3093
MEATS-FRESH,FROZEN	MT	612	606	1041	1772
BEEF AND VEAL	MT	131	165	564	953
PORK	MT	37	284	57	646
VARIETY MEATS	MT	416	139	383	136
MEATS-PREP,PRES	MT	620	1085	669	1321
BEEF	MT	13	3	34	15
PORK	MT	565	1006	559	1185
POULTRY & POULTRY PRODS	NA	---	---	4412	6482
POULTRY-LIVE	NA	---	---	123	183
BABY CHICKS-BREEDER	HNO	47	45	55	50
BABY CHICKS-EX BRDR	HNO	175	212	61	121
POULTRY MEATS	MT	904	1633	1150	2273
POULTRY MEAT-FR,FRZ	MT	899	1815	1140	2245
CHICKENS	MT	756	1517	937	1772
TURKEYS	MT	112	281	158	457
POULTRY MEATS-PREP	MT	5	18	10	29
EGGS	NA	---	---	3139	4025
DAIRY PRODUCTS	NA	---	---	478	237
EVAP & COND MILK	MT				
NONFAT DRY MILK	MT	1	17	2	11
BUTTER & ANHYDROUS	MT	6	6	15	19
CHEESE	MT	114	55	378	178
FATS,OILS AND GREASES	MT	1859	3191	752	1553
LARD	MT	2	6	1	5
TALLOW-INEDIBLE	MT	1586	2844	621	1335
HIDES AND SKINS	NA	---	---	2	0
CATTLE HIDES	HNO	0	0	2	0
CATTLE HIDES-WHOLE	HNO				
FURSKINS	NA	---	---		
OTHER ANIMAL PRODUCTS	NA	---	---	32	35
GRAINS AND PREPARATIONS	NA	---	---	15830	16380
WHEAT AND PRODUCTS	MT	38607	20756	6515	3759
WHEAT AND WHEAT FLOUR	MT	38607	20756	6515	3759
WHEAT	MT	38185	20441	6470	3678
WHEAT FLOUR-GR EQ	MT	422	315	46	81
BULGUR & ROLLED WHEAT	MT				
RICE	MT	62	101	36	47
GRAINS & PREP---CONTINUED					
FEED GRAINS & PRODUCTS	MT	67958	96671	7949	11193
FEED GRAINS	MT	66407	95014	7826	10993
BARLEY	MT	17	0	3	0
CORN	MT	66362	94923	7817	10987
GRAIN SORGHUMS	MT				
OATS	MT	28	91	6	6
BLENDED FOOD PRODUCTS	MT	7	1	12	3
FRUITS AND PREPARATIONS	NA	---	---	1638	2009
FRESH	MT	895	1500	501	1066
CITRUS	MT	0	7	0	2
OTHER	MT	895	1493	501	1064
DRIED	MT	80	387	117	393
CANNED	MT	238	339	218	327
FRUIT JUICES	MLT	529	187	795	282
NUTS AND PREPARATIONS	NA	---	---	203	1872
VEGETABLES & PREPARATIONS	NA	---	---	2491	4413
FRESH	MT	1269	2021	761	1263
VEGETABLES-FROZEN	MT	346	596	161	216
PULSES	MT	1067	1320	670	846
DRIED BEANS	MT	640	580	402	381
DRIED PEAS	MT	316	448	186	283
DRIED LENTILS	MT	111	292	82	184
CANNED	MT	179	708	210	673
HOPS-INC EXTRACT EQ	MT	24	10	72	41
FEEDS,FODDERS-EX OILCAKE	NA	---	---	7240	11157
CORN BYPRODUCTS	MT	653	0	102	0
ALFALFA MEAL AND CUBES	MT				
OILSEEDS AND PRODUCTS	NA	---	---	10213	15247
OILCAKE AND MEAL	MT	20638	29713	5113	7387
SOYBEAN	MT	20638	29713	5113	7387
OILSEEDS	NA	---	---	1742	901
SOYBEANS	MT				
OILS AND WAXES-VEG	MT	5168	9877	3335	6956
OILS-SOYA,COTTONSEED	MT	4117	8048	2585	5019
SOYBEAN	MT	4000	7986	2437	4899
COTTONSEED	MT	117	102	144	119
TOBACCO,UNMANUFACTURED	MT	137	302	672	1473
BURLEY	MT	0	0	1	1
FLUE-CURED	MT	106	236	617	1457
COTTON-EX LINTERS	MT	143	94	289	120
COTTON LINTERS	MT				
ESSENTIAL OILS	MT	10	04	64	209
SEEDS-FIELD AND GARDEN	NA	---	---	126	132
OTHER VEGETABLE PRODS	NA	---	---	2465	2814

TABLE I--U.S. AGRICULTURAL EXPORTS: QUANTITY AND VALUE, COUNTRY BY COMMODITY GROUP, FISCAL YEARS 1978 AND 1979

COUNTRY AND COMMODITY GROUP	UNIT	QUANTITY 1978	QUANTITY 1979	VALUE 1978 $1,000	VALUE 1979 $1,000
277 NETHERLANDS ANTILLES					
TOTAL	---	---	---	49109	62792
ANIMALS & ANIMAL PRODUCTS	NA	---	---	16160	20985
ANIMALS-LIVE,EX POULTRY	NA	---	---	9	51
CATTLE	HNO	0	0	9	0
MEATS AND MEAT PRODUCTS	MT	3813	4390	8812	11945
MEATS-FRESH,FROZEN	MT	2548	2875	6462	8692
BEEF AND VEAL	MT	966	1026	3505	4776
PORK	MT	961	1274	2041	2845
VARIETY MEATS	MT	525	482	635	812
MEATS-PREP,PRES	MT	1265	1515	2350	3253
BEEF	MT	177	172	343	435
PORK	MT	629	858	936	1394
POULTRY & POULTRY PRODS	NA	---	---	5624	7360
POULTRY-LIVE	NA	---	---	238	292
BABY CHICKS-BREEDER	HNO	4	10	2	18
BABY CHICKS-EX BRDR	HNO	537	761	97	181
POULTRY MEATS	MT	4739	5521	5513	6956
POULTRY MEAT-FR,FRZ	MT	4712	5504	5465	6921
CHICKENS	MT	4318	5359	4964	6682
TURKEYS	MT	34	45	60	99
POULTRY MEATS-PREP	MT	27	17	48	34
EGGS	NA	---	---	73	113
DAIRY PRODUCTS	NA	---	---	1196	1127
EVAP & COND MILK	MT	48	36	88	31
NONFAT DRY MILK	MT	21	20	55	26
BUTTER & ANHYDROUS	MT	5	31	17	47
CHEESE	MT	174	172	490	518
FATS,OILS AND GREASES	MT	318	460	268	413
LARD	MT	247	335	199	306
TALLOW-INEDIBLE	MT	35	79	20	51
HIDES AND SKINS	NA	---	---	0	28
CATTLE HIDES	HNO				
CATTLE HIDES-WHOLE	HNO				
FURSKINS	NA	---	---	0	27
OTHER ANIMAL PRODUCTS	NA	---	---	52	61
GRAINS AND PREPARATIONS	NA	---	---	7538	8411
WHEAT AND PRODUCTS	MT	16997	15000	2824	2711
WHEAT AND WHEAT FLOUR	MT	10919	14764	2767	2570
WHEAT	MT	15393	13135	2554	2394
WHEAT FLOUR-GR EQ	MT	1526	1629	213	176
BULGUR & ROLLED WHEAT	MT				
RICE	MT	3748	4354	2592	2832
FEED GRAINS & PRODUCTS	MT	8370	9163	1276	1420
FEED GRAINS	MT	6697	8027	923	1131
BARLEY	MT	0	7	0	1
CORN	MT	6697	8020	923	1132
GRAIN SORGHUMS	MT				
OATS	MT				
BLENDED FOOD PRODUCTS	MT	2	1	3	3
FRUITS AND PREPARATIONS	NA	---	---	4647	5869
FRESH	MT	2582	2866	1631	1988
CITRUS	MT	1064	1077	414	521
OTHER	MT	1518	1789	1217	1465
DRIED	MT	213	204	260	291
CANNED	MT	933	1034	705	814
FRUIT JUICES	MLT	3044	4811	1889	2571
NUTS AND PREPARATIONS	NA	---	---	871	828
VEGETABLES & PREPARATIONS	NA	---	---	7919	10056
FRESH	MT	3374	4027	1548	2231
VEGETABLES-FROZEN	MT	914	1077	721	781
PULSES	MT	418	595	345	372
DRIED BEANS	MT	318	473	270	281
DRIED PEAS	MT	91	114	64	76
DRIED LENTILS	MT	9	8	11	15
CANNED	MT	2885	3761	2176	2939
HOPS-INC EXTRACT EQ	MT				
FEEDS,FODDERS-EX OILCAKE	NA	---	---	1973	2637
CORN BYPRODUCTS	MT	456	713	109	162
ALFALFA MEAL AND CUBES	MT	198	94	36	28
OILSEEDS AND PRODUCTS	NA	---	---	2868	3005
OILCAKE AND MEAL	MT	1061	1173	302	348
SOYBEAN	MT	431	587	131	167
OILSEEDS	NA	---	---	131	105
SOYBEANS	MT				
OILS AND WAXES-VEG	MT	2726	2544	2432	2452
OILS-SOYA,COTTONSEED	MT	1375	1285	835	809
SOYBEAN	MT	1375	1281	835	803
COTTONSEED	MT	0	4	0	6
TOBACCO,UNMANUFACTURED	MT	294	341	1301	1675
BURLEY	MT	2	0	7	0
FLUE-CURED	MT	218	233	969	1113
COTTON-EX LINTERS	MT	26	26	27	28
COTTON LINTERS	MT				
ESSENTIAL OILS	MT	11	15	40	52
SEEDS-FIELD AND GARDEN	NA	---	---	12	65
OTHER VEGETABLE PRODS	NA	---	---	5753	9257

GRAINS & PREP---CONTINUED

TABLE 1 --U.S. AGRICULTURAL EXPORTS: QUANTITY AND VALUE, COUNTRY BY COMMODITY GROUP, FISCAL YEARS 1978 AND 1979

COUNTRY AND COMMODITY GROUP	UNIT	QUANTITY 1978	QUANTITY 1979	VALUE 1978 $1,000	VALUE 1979 $1,000
203 FRENCH WEST INDIES					
TOTAL	---	---	---	7273	10112
ANIMALS & ANIMAL PRODUCTS	NA	---	---	2163	2335
ANIMALS-LIVE,EX POULTRY	NA	---	---	57	122
CATTLE	HNO	0	0	51	122
MEATS AND MEAT PRODUCTS	MT	1407	1263	1709	1617
MEATS-FRESH,FROZEN	MT	1289	1092	1423	1156
BEEF AND VEAL	MT	59	46	166	87
PORK	MT	213	129	348	213
VARIETY MEATS	MT	998	897	895	834
MEATS-PREP,PRES	MT	118	171	286	461
BEEF	MT	0	0	1	0
PORK	MT	117	152	283	431
POULTRY & POULTRY PRODS	NA	---	---	255	472
POULTRY-LIVE	NA	---	---	152	298
BABY CHICKS-BREEDER	HNO	0	35	0	46
BABY CHICKS-EX BRDR	HNO	170	1211	31	188
POULTRY MEATS	MT	31	119	45	143
POULTRY MEAT-FH,FRZ	MT	31	119	45	143
CHICKENS	MT	27	119	42	143
TURKEYS	MT				
POULTRY MEATS-PREP	MT				
EGGS	NA	---	---	59	31
DAIRY PRODUCTS	NA	---	---	17	18
EVAP & COND MILK	MT	0	18	0	8
NONFAT DRY MILK	MT	0	0	0	1
BUTTER & ANHYDROUS	MT				
CHEESE	MT	5	1	10	8
FATS,OILS AND GREASES	MT	0	104	0	58
LARD	MT				
TALLOW-INEDIBLE	MT	0	104	0	58
HIDES AND SKINS	NA	---	---	68	0
CATTLE HIDES	HNO	1	0	68	0
CATTLE HIDES-WHOLE	HNO	1	0	68	0
FURSKINS	NA	---	---		
OTHER ANIMAL PRODUCTS	NA	---	---	57	47
GRAINS AND PREPARATIONS	NA	---	---	2236	3569
WHEAT AND PRODUCTS	MT	3372	5636	473	953
WHEAT AND WHEAT FLOUR	MT	3372	5625	473	949
WHEAT	MT	3324	5591	458	937
WHEAT FLOUR-GR EQ	MT	48	34	15	13
BULGUR & ROLLED WHEAT	MT				
RICE	MT	791	507	637	322

GRAINS & PREP---CONTINUED

COMMODITY GROUP	UNIT	QUANTITY 1978	QUANTITY 1979	VALUE 1978 $1,000	VALUE 1979 $1,000
FEED GRAINS & PRODUCTS	MT	7540	13950	905	1933
FEED GRAINS	MT	7392	13704	869	1860
BARLEY	MT				
CORN	MT	7392	13704	869	1860
GRAIN SORGHUMS	MT				
OATS	MT				
BLENDED FOOD PRODUCTS	MT				
FRUITS AND PREPARATIONS	NA	---	---	355	891
FRESH	MT	312	796	192	641
CITRUS	MT	118	387	53	218
OTHER	MT	194	409	139	413
DRIED	MT	17	16	5	19
CANNED	MT	1	20	1	15
FRUIT JUICES	MLT	234	330	155	188
NUTS AND PREPARATIONS	NA	---	---	9	7
VEGETABLES & PREPARATIONS	NA	---	---	1501	2018
FRESH	MT	340	1815	185	775
VEGETABLES-FROZEN	MT	26	42	14	22
PULSES	MT	1413	1522	1101	920
DRIED BEANS	MT	1595	1518	1090	918
DRIED PEAS	MT	14	2	7	2
DRIED LENTILS	MT	0	2	4	3
CANNED	MT	109	162	78	131
HOPS-INC EXTRACT EQ	MT	0	0	3	0
FEEDS,FODDERS-EX OILCAKE	NA	---	---	31	43
CORN BYPRODUCTS	MT	91	11	18	4
ALFALFA MEAL AND CUBES	MT				
OILSEEDS AND PRODUCTS	NA	---	---	409	538
OILCAKE AND MEAL	MT	1387	1978	388	534
SOYBEAN	MT	1375	1507	296	415
OILSEEDS	NA	---	---	9	10
SOYBEANS	MT	0	5	0	2
OILS AND WAXES-VEG	MT	17	7	22	14
OILS-SOYA,COTTONSEED	MT	8	3	9	5
SOYBEAN	MT	8	3	9	5
COTTONSEED	MT				
TOBACCO,UNMANUFACTURED	MT				
BURLEY	MT				
FLUE-CURED	MT				
COTTON-EX LINTERS	MT	3	0	3	0
COTTON LINTERS	MT				
ESSENTIAL OILS	MT	2	5	10	9
SEEDS-FIELD AND GARDEN	NA	---	---	38	75
OTHER VEGETABLE PRODS	NA	---	---	518	617

TABLE 1--U.S. AGRICULTURAL EXPORTS: QUANTITY AND VALUE, COUNTRY BY COMMODITY GROUP, FISCAL YEARS 1978 AND 1979

COUNTRY AND COMMODITY GROUP	UNIT	QUANTITY 1978	QUANTITY 1979	VALUE 1978 $1,000	VALUE 1979 $1,000
301 COLUMBIA					
TOTAL	---	---	---	129728	215850
ANIMALS & ANIMAL PRODUCTS	NA	---	---	26671	33025
ANIMALS-LIVE,EX POULTRY	NA	---	---	1874	2072
CATTLE	HNO	2	2	1750	1979
MEATS AND MEAT PRODUCTS	MT	86	156	161	352
MEATS-FRESH,FROZEN	MT	41	28	52	63
BEEF AND VEAL	MT	11	11	12	61
PORK	MT	15	0	24	18
VARIETY MEATS	MT	15	9	16	8
MEATS-PREP,PRES	MT	47	132	110	270
BEEF	MT	1	0	1	0
PORK	MT	9	79	28	161
POULTRY & POULTRY PRODS	NA	---	---	1093	1248
POULTRY-LIVE	NA	---	---	777	700
BABY CHICKS-BREEDER	HNO	275	247	750	686
BABY CHICKS-EX BROR	HNO	0	0	0	0
POULTRY MEATS	MT	117	260	141	312
POULTRY MEAT-FR,FRZ	MT	116	258	140	307
CHICKENS	MT	104	252	129	297
TURKEYS	MT	4	2	3	5
POULTRY MEATS-PREP	MT	1	2	2	4
EGGS	NA	---	---	175	237
DAIRY PRODUCTS	NA	---	---	728	1110
EVAP & COND MILK	MT	43	63	40	34
NONFAT DRY MILK	MT	0	4	0	6
BUTTER & ANHYDROUS	MT	11	0	18	0
CHEESE	MT	13	42	27	136
FATS,OILS AND GREASES	MT	53692	52027	22078	27166
LARD	MT	155	49	113	42
TALLOW-INEDIBLE	MT	31024	44614	12515	22443
HIDES AND SKINS	NA	---	---	54	6
CATTLE HIDES	HNO	2	0	42	0
CATTLE HIDES-WHOLE	HNO	2	0	42	0
FURSKINS	NA	---	---	2	0
OTHER ANIMAL PRODUCTS	NA	---	---	682	1076
GRAINS AND PREPARATIONS	NA	---	---	58650	81826
WHEAT AND PRODUCTS	MT	512123	426579	56192	58765
WHEAT AND WHEAT FLOUR	MT	511251	426142	56045	58683
WHEAT	MT	507608	423555	55316	58273
WHEAT FLOUR-GR EQ	MT	3643	2587	729	410
BULGUR & ROLLED WHEAT	MT	611	332	123	39
RICE	MT	3931	36	607	14
GRAINS & PREP---CONTINUED					
FEED GRAINS & PRODUCTS	MT	13557	187844	1366	22258
FEED GRAINS	MT	5503	182767	458	21557
BARLEY	MT				
CORN	MT	0	62040	0	8071
GRAIN SORGHUMS	MT	5500	119927	457	13486
OATS	MT	3	0	1	0
BLENDED FOOD PRODUCTS	MT	3	45	30	17
FRUITS AND PREPARATIONS	NA	---	---	2944	4015
FRESH	MT	4924	5461	1819	2486
CITRUS	MT	1	0	1	0
OTHER	MT	4923	5461	1818	2436
DRIED	MT	453	297	558	426
CANNED	MT	656	1290	425	640
FRUIT JUICES	MLT	248	562	93	218
NUTS AND PREPARATIONS	NA	---	---	649	651
VEGETABLES & PREPARATIONS	NA	---	---	3892	8589
FRESH	MT	0	87	0	29
VEGETABLES-FROZEN	MT	0	4	0	1
PULSES	MT	2980	14906	1043	4311
DRIED BEANS	MT	52	4033	17	1201
DRIED PEAS	MT	2153	10236	648	2753
DRIED LENTILS	MT	775	679	378	358
CANNED	MT	451	374	407	412
HOPS-INC EXTRACT EQ	MT	797	1827	1029	2691
FEEDS,FODDERS-EX OILCAKE	NA	---	---	1147	1279
CORN BYPRODUCTS	MT				
ALFALFA MEAL AND CUBES	MT	0	20	0	4
OILSEEDS AND PRODUCTS	NA	---	---	26909	59993
OILCAKE AND MEAL	MT	464	5320	133	1570
SOYBEAN	MT	464	5248	133	1493
OILSEEDS	NA	---	---	210	2450
SOYBEANS	MT	18	6913	10	2220
OILS AND WAXES-VEG	MT	85707	84821	25708	55726
OILS-SOYA,COTTONSEED	MT	84554	84057	24862	54085
SOYBEAN	MT	84053	84051	24531	54678
COTTONSEED	MT	501	6	331	7
TOBACCO,UNMANUFACTURED	MT	212	209	954	1026
BURLEY	MT				
FLUE-CURED	MT	0	52	0	266
COTTON-EX LINTERS	MT	0	10326	0	19464
COTTON LINTERS	MT	0	2	0	1
ESSENTIAL OILS	MT	88	178	1195	1628
SEEDS-FIELD AND GARDEN	NA	---	---	865	1469
OTHER VEGETABLE PRODS	NA	---	---	5851	7922

TABLE 1--U.S. AGRICULTURAL EXPORTS: QUANTITY AND VALUE, COUNTRY BY COMMODITY GROUP, FISCAL YEARS 1978 AND 1979

COUNTRY AND COMMODITY GROUP	UNIT	QUANTITY 1978	QUANTITY 1979	VALUE 1978 $1,000	VALUE 1979 $1,000
307 VENEZUELA					
TOTAL	---	---	---	355353	447688
ANIMALS & ANIMAL PRODUCTS	NA	---	---	6R612	48870
ANIMALS-LIVE,EX POULTRY	NA	---	---	1430	1452
CATTLE	HND	1	0	543	516
MEATS AND MEAT PRODUCTS	MT	9833	5636	21030	12508
MEATS-FRESH,FROZEN	MT	7462	3580	13580	6800
BEEF AND VEAL	MT	427	140	693	139
PORK	MT	5610	1863	9280	4148
VARIETY MEATS	MT	1778	1470	3165	2263
MEATS-PREP,PRES	MT	2371	2056	7445	5708
BEEF	MT	0	220	0	300
PORK	MT	1854	1751	6501	4964
POULTRY & POULTRY PRODS	NA	---	---	29092	23372
POULTRY-LIVE	NA	---	---	2385	1571
BABY CHICKS-BREEDER	HND	436	438	1352	1484
BABY CHICKS-EX BRDR	HND	2156	8	198	17
POULTRY MEATS	MT	19945	16703	21550	20221
POULTRY MEAT-PR,FRZ	MT	19927	16696	21543	20208
CHICKENS	MT	19197	18408	20620	19685
TURKEYS	MT	222	171	362	299
POULTRY MEATS-PREP	MT	18	7	7	12
EGGS	NA	---	---	5107	1573
DAIRY PRODUCTS	NA	---	---	2243	2175
EVAP & COND MILK	MT	11	1	13	3
NONFAT DRY MILK	MT	28	8	41	24
BUTTER & ANHYDROUS	MT				
CHEESE	MT	143	263	422	776
FATS,OILS AND GREASES	MT	29323	14787	13091	6068
LARD	MT	10	34	9	32
TALLOW-INEDIBLE	MT	28611	14302	12332	7455
HIDES AND SKINS	NA	---	---	922	248
CATTLE HIDES	MNO	31	15	480	248
CATTLE HIDES-WHOLE	MNO	30	10	458	227
FURSKINS	NA	---	---		
OTHER ANIMAL PRODUCTS	NA	---	---	853	1048
GRAINS AND PREPARATIONS	NA	---	---	129434	177625
WHEAT AND PRODUCTS	MT	722255	746841	91576	116200
WHEAT AND WHEAT FLOUR	MT	722212	746841	91566	116200
WHEAT	MT	722046	746271	91555	116074
WHEAT FLOUR-GR EQ	MT	166	570	11	126
BULGUR & ROLLED WHEAT	MT	16	0	6	0
RICE	MT	10	4	9	3
GRAINS & PREP---CONTINUED					
FEED GRAINS & PRODUCTS	MT	314041	452396	36680	60072
FEED GRAINS	MT	294175	437755	33157	57240
BARLEY	MT	856	0	267	0
CORN	MT	282	57914	53	10496
GRAIN SORGHUMS	MT	289870	376343	32405	46320
OATS	MT	3167	3476	431	424
BLENDED FOOD PRODUCTS	MT	20	1	42	3
FRUITS AND PREPARATIONS	NA	---	---	15620	14409
FRESH	MT	10464	7545	6325	5000
CITRUS	MT	24	46	12	60
OTHER	MT	10440	7499	6313	4940
DRIED	MT	3430	1983	5059	3853
CANNED	MT	441	1054	364	1167
FRUIT JUICES	MLT	2226	1239	2064	721
NUTS AND PREPARATIONS	NA	---	---	3653	4290
VEGETABLES & PREPARATIONS	NA	---	---	15269	21860
FRESH	MT	226	168	291	236
VEGETABLES-FROZEN	MT	869	978	618	721
PULSES	MT	12260	26783	5579	13164
DRIED BEANS	MT	5945	16281	2923	8065
DRIED PEAS	MT	5676	8788	2305	2965
DRIED LENTILS	MT	659	1714	350	1113
CANNED	MT	4590	3346	3772	2914
HOPS-INC EXTRACT EQ	MT	498	360	1983	1280
FEEDS,FODDERS-EX OILCAKE	NA	---	---	2363	1618
CORN BYPRODUCTS	MT				
ALFALFA MEAL AND CUBES	MT	859	1037	111	181
OILSEEDS AND PRODUCTS	NA	---	---	78353	132006
OILCAKE AND MEAL	MT	125687	247257	28400	63796
SOYBEAN	MT	114200	240351	25899	64730
OILSEEDS	NA	---	---	15820	18400
SOYBEANS	MT	47860	55729	13092	15562
OILS AND WAXES-VEG	MT	52870	68440	33334	47375
OILS-SOYA,COTTONSEED	MT	43465	42699	25191	28390
SOYBEAN	MT	366	12671	369	8278
COTTONSEED	MT	43097	30208	24802	20111
TOBACCO,UNMANUFACTURED	MT	12	9	30	59
BURLEY	MT				
FLUE-CURED	MT				
COTTON-EX LINTERS	MT	1039	0	1638	0
COTTON LINTERS	MT	87	0	46	0
ESSENTIAL OILS	MT	231	252	2129	2258
SEEDS-FIELD AND GARDEN	NA	---	---	6510	5682
OTHER VEGETABLE PRODS	NA	---	---	31695	38818

TABLE 1--U.S. AGRICULTURAL EXPORTS: QUANTITY AND VALUE, COUNTRY BY COMMODITY GROUP, FISCAL YEARS 1978 AND 1979

COUNTRY AND COMMODITY GROUP	UNIT	QUANTITY 1978	QUANTITY 1979	VALUE 1978 $1,000	VALUE 1979 $1,000
312 GUYANA					
TOTAL	---	---	---	14495	18931
ANIMALS & ANIMAL PRODUCTS	NA	---	---	1955	2360
ANIMALS-LIVE,EX POULTRY	NA	---	---		
CATTLE	HNO				
MEATS AND MEAT PRODUCTS	MT	0	1	0	7
MEATS-FRESH,FROZEN	MT	0	1	0	7
BEEF AND VEAL	MT	0	1	0	6
PORK	MT				
VARIETY MEATS	MT				
MEATS-PREP,PRES	MT				
BEEF	MT				
PORK	MT				
POULTRY & POULTRY PRODS	NA	---	---	1199	1861
POULTRY-LIVE	NA	---	---	141	225
BABY CHICKS-BREEDER	HNO	56	0	41	0
BABY CHICKS-EX BRDR	HNO	208	418	98	216
POULTRY MEATS	MT	0	8	0	4
POULTRY MEAT-FR,FRZ	MT	0	8	0	8
CHICKENS	MT	0	7	0	2
TURKEYS	MT				
POULTRY MEATS-PREP	MT				
EGGS	NA	---	---	1058	1632
DAIRY PRODUCTS	NA	---	---	83	11
EVAP & COND MILK	MT				
NONFAT DRY MILK	MT	5	27	7	10
BUTTER & ANHYDROUS	MT				
CHEESE	MT				
FATS,OILS AND GREASES	MT	1354	1062	667	679
LARD	MT				
TALLOW-INEDIBLE	MT	1354	1062	667	679
HIDES AND SKINS	NA	---	---		
CATTLE HIDES	MNO				
CATTLE HIDES-WHOLE	MNO				
FURSKINS	NA	---	---		
OTHER ANIMAL PRODUCTS	NA	---	---	6	3
GRAINS AND PREPARATIONS	NA	---	---	7178	7771
WHEAT AND PRODUCTS	MT	53339	49394	6576	7257
WHEAT AND WHEAT FLOUR	MT	53339	49394	6376	7257
WHEAT	MT	48140	49029	5726	7177
WHEAT FLOUR-GR EQ	MT	5199	365	650	79
BULGUR & ROLLED WHEAT	MT				
RICE	MT	0	6	0	2
FEED GRAINS & PRODUCTS	MT	2894	2408	596	491
FEED GRAINS	MT	350	272	49	58
BARLEY	MT				
CORN	MT	350	272	49	58
GRAIN SORGHUMS	MT				
OATS	MT				
BLENDED FOOD PRODUCTS	MT	1	82	4	21
FRUITS AND PREPARATIONS	NA	---	---	40	34
FRESH	MT	0	25	0	13
CITRUS	MT				
OTHER	MT	0	25	0	13
DRIED	MT	0	9	0	17
CANNED	MT				
FRUIT JUICES	MLT	37	6	40	4
NUTS AND PREPARATIONS	NA	---	---	29	0
VEGETABLES & PREPARATIONS	NA	---	---	285	182
FRESH	MT	212	168	178	112
VEGETABLES-FROZEN	MT				
PULSES	MT	60	34	51	22
DRIED BEANS	MT				
DRIED PEAS	MT	60	34	51	22
DRIED LENTILS	MT				
CANNED	MT	5	11	6	14
HOPS-INC EXTRACT EQ	MT	16	26	30	30
FEEDS,FODDERS-EX OILCAKE	NA	---	---	1374	3061
CORN BYPRODUCTS	MT	0	2418	0	497
ALFALFA MEAL AND CUBES	MT				
OILSEEDS AND PRODUCTS	NA	---	---	2798	5136
OILCAKE AND MEAL	MT	4763	6180	1314	2124
SOYBEAN	MT	3372	5001	698	1690
OILSEEDS	NA	---	---	230	20
SOYBEANS	MT	989	0	229	0
OILS AND WAXES-VEG	MT	1510	3491	1207	2974
OILS-SOYA,COTTONSEED	MT	900	3490	711	2972
SOYBEAN	MT	900	3490	711	2972
COTTONSEED	MT				
TOBACCO,UNMANUFACTURED	MT	91	0	838	0
BURLEY	MT				
FLUE-CURED	MT	71	0	434	0
COTTON-EX LINTERS	MT				
COTTON LINTERS	MT				
ESSENTIAL OILS	MT	0	0	3	5
SEEDS-FIELD AND GARDEN	NA	---	---	35	63
OTHER VEGETABLE PRODS	NA	---	---	358	319

GRAINS & PREP---CONTINUED

TABLE 1--U.S. AGRICULTURAL EXPORTS: QUANTITY AND VALUE, COUNTRY BY COMMODITY GROUP, FISCAL YEARS 1978 AND 1979

COUNTRY AND COMMODITY GROUP	UNIT	QUANTITY 1978	QUANTITY 1979	VALUE 1978 $1,000	VALUE 1979 $1,000
315 SURINAM					
TOTAL	---	---	---	17327	17517
ANIMALS & ANIMAL PRODUCTS	NA	---	---	1849	1528
ANIMALS-LIVE,EX POULTRY	NA	---	---	10	0
CATTLE	HNO				
MEATS AND MEAT PRODUCTS	MT	340	169	703	348
MEATS-FRESH,FROZEN	MT	184	49	431	140
BEEF AND VEAL	MT	156	19	364	109
PORK	MT	16	3	33	9
VARIETY MEATS	MT	11	26	25	19
MEATS-PREP,PRES	MT	156	120	272	205
BEEF	MT	24	3	33	4
PORK	MT	60	85	123	154
POULTRY & POULTRY PRODS	NA	---	---	952	1008
POULTRY-LIVE	NA	---	---	296	263
BABY CHICKS-BREEDER	HNO	1	4	3	1
BABY CHICKS-EX BRDR	HNO	1132	1035	282	255
POULTRY MEATS	MT	122	74	61	41
POULTRY MEAT-FR,FRZ	MT	116	74	51	41
CHICKENS	MT	110	55	37	33
TURKEYS	MT	6	1	10	1
POULTRY MEATS-PREP	MT	6	0	10	0
EGGS	NA	---	---	595	703
DAIRY PRODUCTS	NA	---	---	161	149
EVAP & COND MILK	MT	0	0	1	0
NONFAT DRY MILK	MT				
BUTTER & ANHYDROUS	MT				
CHEESE	MT	0	0	2	1
FATS,OILS AND GREASES	MT	4	3	5	7
LARD	MT	2	0	1	0
TALLOW-INEDIBLE	MT				
HIDES AND SKINS	NA	---	---		
CATTLE HIDES	HNO				
CATTLE HIDES-WHOLE	HNO				
FURSKINS	NA	---	---		
OTHER ANIMAL PRODUCTS	NA	---	---	16	20
GRAINS AND PREPARATIONS	NA	---	---	6668	7080
WHEAT AND PRODUCTS	MT	16187	18646	2776	3345
WHEAT AND WHEAT FLOUR	MT	16187	18645	2776	3343
WHEAT	MT	11642	15171	2012	2670
WHEAT FLOUR-GR EQ	MT	4545	3474	764	673
BULGUR & ROLLED WHEAT	MT				
RICE	MT				
GRAINS & PREP---CONTINUED					
FEED GRAINS & PRODUCTS	MT	31597	29812	3792	3684
FEED GRAINS	MT	31019	29553	3667	3530
BARLEY	MT				
CORN	MT	31019	29553	3667	3530
GRAIN SORGHUMS	MT				
OATS	MT				
BLENDED FOOD PRODUCTS	MT	0	11	1	8
FRUITS AND PREPARATIONS	NA	---	---	245	228
FRESH	MT	65	71	41	39
CITRUS	MT				
OTHER	MT	65	71	41	39
DRIED	MT	23	6	32	6
CANNED	MT	128	139	107	151
FRUIT JUICES	MLT	111	36	60	27
NUTS AND PREPARATIONS	NA	---	---	134	343
VEGETABLES & PREPARATIONS	NA	---	---	1134	1033
FRESH	MT	433	104	173	86
VEGETABLES-FROZEN	MT	13	15	13	12
PULSES	MT	543	1075	845	919
DRIED BEANS	MT	239	224	228	196
DRIED PEAS	MT	304	849	217	371
DRIED LENTILS	MT	0	2	0	2
CANNED	MT	310	268	211	207
HOPS-INC EXTRACT EQ	MT				
FEEDS,FODDERS-EX OILCAKE	NA	---	---	4016	4126
CORN BYPRODUCTS	MT	27	0	9	0
ALFALFA MEAL AND CUBES	MT				
OILSEEDS AND PRODUCTS	NA	---	---	852	968
OILCAKE AND MEAL	MT	0	45	0	16
SOYBEAN	MT	0	45	0	16
OILSEEDS	NA	---	---	353	80
SOYBEANS	MT	5	0	3	0
OILS AND WAXES-VEG	MT	369	705	499	863
OILS-SOYA,COTTONSEED	MT	8	413	9	366
SOYBEAN	MT	8	24	7	25
COTTONSEED	MT	0	387	0	341
TOBACCO,UNMANUFACTURED	MT	184	182	772	834
BURLEY	MT	9	4	49	23
FLUE-CURED	MT	116	128	705	792
COTTON-EX LINTERS	MT				
COTTON LINTERS	MT				
ESSENTIAL OILS	MT	1	0	6	2
SEEDS-FIELD AND GARDEN	NA	---	---	39	27
OTHER VEGETABLE PRODS	NA	---	---	1612	1349

TABLE 1--U.S. AGRICULTURAL EXPORTS: QUANTITY AND VALUE, COUNTRY BY COMMODITY GROUP, FISCAL YEARS 1978 AND 1979

COUNTRY AND COMMODITY GROUP	UNIT	QUANTITY 1978	QUANTITY 1979	VALUE 1978 $1,000	VALUE 1979 $1,000
317 FRENCH GUIANA					
TOTAL	---	---	---	277	488
ANIMALS & ANIMAL PRODUCTS	NA	---	---	101	294
ANIMALS-LIVE,EX POULTRY	NA	---	---	0	195
CATTLE	HNO	0	0	0	192
MEATS AND MEAT PRODUCTS	MT	62	53	80	80
MEATS-FRESH,FROZEN	MT	54	47	65	66
BEEF AND VEAL	MT	2	3	6	11
PORK	MT	9	10	13	17
VARIETY MEATS	MT	43	34	46	37
MEATS-PREP,PRES	MT	8	6	15	14
BEEF	MT	0	1	0	1
PORK	MT	7	5	11	12
POULTRY & POULTRY PRODS	NA	---	---	20	16
POULTRY-LIVE	NA	---	---		
BABY CHICKS-BREEDER	HNO				
BABY CHICKS-EX BRDR	HNO				
POULTRY MEATS	MT	15	11	20	16
POULTRY MEAT-FR,FRZ	MT	15	11	20	16
CHICKENS	MT	13	11	16	16
TURKEYS	MT	2	0	3	0
POULTRY MEATS-PREP	MT				
EGGS	NA	---	---		
DAIRY PRODUCTS	NA	---	---	1	3
EVAP & COND MILK	MT	1	7	1	3
NONFAT DRY MILK	MT				
BUTTER & ANHYDROUS	MT				
CHEESE	MT				
FATS,OILS AND GREASES	MT				
LARD	MT				
TALLOW-INEDIBLE	MT				
HIDES AND SKINS	NA	---	---		
CATTLE HIDES	HNO				
CATTLE HIDES-WHOLE	HNO				
FURSKINS	NA	---	---		
OTHER ANIMAL PRODUCTS	NA	---	---		
GRAINS AND PREPARATIONS	NA	---	---	5	20
WHEAT AND PRODUCTS	MT	0	0	0	1
WHEAT AND WHEAT FLOUR	MT				
WHEAT	MT				
WHEAT FLOUR-GR EQ	MT				
BULGUR & ROLLED WHEAT	MT				
RICE	MT				
GRAINS & PREP---CONTINUED					

COMMODITY GROUP	UNIT	QUANTITY 1978	QUANTITY 1979	VALUE 1978 $1,000	VALUE 1979 $1,000
FEED GRAINS & PRODUCTS	MT				
FEED GRAINS	MT				
BARLEY	MT				
CORN	MT				
GRAIN SORGHUMS	MT				
OATS	MT				
BLENDED FOOD PRODUCTS	MT				
FRUITS AND PREPARATIONS	NA	---	---	1	7
FRESH	MT	1	2	1	6
CITRUS	MT				
OTHER	MT	1	2	1	6
DRIED	MT				
CANNED	MT				
FRUIT JUICES	MLT	0	2	0	1
NUTS AND PREPARATIONS	NA	---	---	1	2
VEGETABLES & PREPARATIONS	NA	---	---	100	87
FRESH	MT	2	3	2	2
VEGETABLES-FROZEN	MT				
PULSES	MT	100	120	82	80
DRIED BEANS	MT	100	120	82	80
DRIED PEAS	MT				
DRIED LENTILS	MT				
CANNED	MT	0	12	0	5
HOPS-INC EXTRACT EQ	MT				
FEEDS,FODDERS-EX OILCAKE	NA	---	---		
CORN BYPRODUCTS	MT				
ALFALFA MEAL AND CUBES	MT				
OILSEEDS AND PRODUCTS	NA	---	---	2	13
OILCAKE AND MEAL	MT				
SOYBEAN	MT				
OILSEEDS	NA	---	---		
SOYBEANS	MT				
OILS AND WAXES-VEG	MT	1	11	2	13
OILS-SOYA,COTTONSEED	MT	0	8	0	11
SOYBEAN	MT	0	8	0	11
COTTONSEED	MT				
TOBACCO,UNMANUFACTURED	MT	0	9	0	24
BURLEY	MT				
FLUE-CURED	MT				
COTTON-EX LINTERS	MT				
COTTON LINTERS	MT				
ESSENTIAL OILS	MT	4	0	1	0
SEEDS-FIELD AND GARDEN	NA	---	---	0	3
OTHER VEGETABLE PRODS	NA	---	---	66	39

TABLE I--U.S. AGRICULTURAL EXPORTS: QUANTITY AND VALUE, COUNTRY BY COMMODITY GROUP, FISCAL YEARS 1978 AND 1979

COUNTRY AND COMMODITY GROUP	UNIT	QUANTITY 1978	QUANTITY 1979	VALUE 1978 $1,000	VALUE 1979 $1,000
331 ECUADOR					
TOTAL	---	---	---	78280	92681
ANIMALS & ANIMAL PRODUCTS	NA	---	---	13431	16227
ANIMALS-LIVE,EX POULTRY	NA	---	---	259	346
CATTLE	HNO	0	0	255	234
MEATS AND MEAT PRODUCTS	MT	6	0	14	2
MEATS-FRESH,FROZEN	MT				
BEEF AND VEAL	MT				
PORK	MT				
VARIETY MEATS	MT				
MEATS-PREP,PRES	MT	6	0	14	2
BEEF	MT				
PORK	MT	0	0	0	2
POULTRY & POULTRY PRODS	NA	---	---	468	606
POULTRY-LIVE	NA	---	---	288	434
BABY CHICKS-BREEDER	HNO	175	297	248	433
BABY CHICKS-EX BRDR	HNO	34	0	34	0
POULTRY MEATS	MT	2	9	16	34
POULTRY MEAT-FR,FRZ	MT	0	7	0	18
CHICKENS	MT				
TURKEYS	MT	0	0	0	1
POULTRY MEATS-PREP	MT	2	2	16	16
EGGS	NA	---	---	165	138
DAIRY PRODUCTS	NA	---	---	772	915
EVAP & COND MILK	MT	0	3	0	4
NONFAT DRY MILK	MT	206	554	161	146
BUTTER & ANHYDROUS	MT				
CHEESE	MT	0	0	2	0
FATS,OILS AND GREASES	MT	26085	26950	11629	13770
LARD	MT				
TALLOW-INEDIBLE	MT	2814	7970	1054	4042
HIDES AND SKINS	NA	---	---		
CATTLE HIDES	HNO				
CATTLE HIDES-WHOLE	HNO				
FURSKINS	NA	---	---		
OTHER ANIMAL PRODUCTS	NA	---	---	291	587
GRAINS AND PREPARATIONS	NA	---	---	31409	38317
WHEAT AND PRODUCTS	MT	234948	259748	27234	37323
WHEAT AND WHEAT FLOUR	MT	234515	259207	27170	37218
WHEAT	MT	231635	255777	26792	36688
WHEAT FLOUR-GR EQ	MT	2880	3430	378	530
BULGUR & ROLLED WHEAT	MT	433	541	64	105
RICE	MT				
GRAINS & PREP---CONTINUED					

COMMODITY GROUP	UNIT	QUANTITY 1978	QUANTITY 1979	VALUE 1978 $1,000	VALUE 1979 $1,000
FEED GRAINS & PRODUCTS	MT	26753	3566	3354	453
FEED GRAINS	MT	25836	3052	3090	284
BARLEY	MT				
CORN	MT	19163	127	2318	11
GRAIN SORGHUMS	MT	6473	0	772	0
OATS	MT	0	2925	0	273
BLENDED FOOD PRODUCTS	MT	2452	1424	773	458
FRUITS AND PREPARATIONS	NA	---	---	751	617
FRESH	MT	910	876	319	418
CITRUS	MT				
OTHER	MT	910	876	319	412
DRIED	MT	280	132	342	139
CANNED	MT	72	54	74	62
FRUIT JUICES	MLT	6	0	5	0
NUTS AND PREPARATIONS	NA	---	---	803	280
VEGETABLES & PREPARATIONS	NA	---	---	2000	1503
FRESH	MT	0	25	0	4
VEGETABLES-FROZEN	MT				
PULSES	MT	1547	996	1140	612
DRIED BEANS	MT				
DRIED PEAS	MT	2	0	2	0
DRIED LENTILS	MT	1545	956	1138	612
CANNED	MT	132	107	169	141
HOPS-INC EXTRACT EQ	MT	333	149	445	529
FEEDS,FODDERS-EX OILCAKE	NA	---	---	520	814
CORN BYPRODUCTS	MT				
ALFALFA MEAL AND CUBES	MT				
OILSEEDS AND PRODUCTS	NA	---	---	15749	16735
OILCAKE AND MEAL	MT	3313	0	983	0
SOYBEAN	MT	3311	0	981	0
OILSEEDS	NA	---	---	17	712
SOYBEANS	MT	0	2720	0	709
OILS AND WAXES-VEG	MT	26293	24253	14636	15907
OILS-SOYA,COTTONSEED	MT	26005	22483	14292	14659
SOYBEAN	MT	26005	22442	14292	14605
COTTONSEED	MT	0	41	0	45
TOBACCO,UNMANUFACTURED	MT	1924	2176	8853	10444
BURLEY	MT	59	297	236	1371
FLUE-CURED	MT	1317	601	6228	3442
COTTON-EX LINTERS	MT				
COTTON LINTERS	MT				
ESSENTIAL OILS	MT	33	47	1228	2355
SEEDS-FIELD AND GARDEN	NA	---	---	458	578
OTHER VEGETABLE PRODS	NA	---	---	3622	4604

TABLE 1--U.S. AGRICULTURAL EXPORTS: QUANTITY AND VALUE, COUNTRY BY COMMODITY GROUP, FISCAL YEARS 1978 AND 1979

COUNTRY AND COMMODITY GROUP	UNIT	QUANTITY 1978	QUANTITY 1979	VALUE 1978 $1,000	VALUE 1979 $1,000
333 PERU					
TOTAL	---	---	---	122265	139848
ANIMALS & ANIMAL PRODUCTS	NA	---	---	6248	5975
ANIMALS-LIVE,EX POULTRY	NA	---	---	480	148
CATTLE	HNO	0	0	420	28
MEATS AND MEAT PRODUCTS	MT	2	46	11	41
MEATS-FRESH,FROZEN	MT	0	39	0	26
BEEF AND VEAL	MT	0	3	0	3
PORK	MT				
VARIETY MEATS	MT	0	36	0	22
MEATS-PREP,PRES	MT	2	7	11	15
BEEF	MT				
PORK	MT	0	5	5	8
POULTRY & POULTRY PRODS	NA	---	---	207	757
POULTRY-LIVE	NA	---	---	200	754
BABY CHICKS-BREEDER	HNO	37	152	168	727
BABY CHICKS-EX BROR	HNO				
POULTRY MEATS	MT				
POULTRY MEAT-FR,FRZ	MT				
CHICKENS	MT				
TURKEYS	MT				
POULTRY MEATS-PREP	MT				
EGGS	NA	---	---	7	3
DAIRY PRODUCTS	NA	---	---	2529	2658
EVAP & COND MILK	MT				
NONFAT DRY MILK	MT	1421	2208	1110	786
BUTTER & ANHYDROUS	MT				
CHEESE	MT	2	3	8	16
FATS,OILS AND GREASES	MT	5462	3169	2575	1995
LARD	MT	1	0	1	0
TALLOW-INEDIBLE	MT	4643	3134	2126	1926
HIDES AND SKINS	NA	---	---	0	109
CATTLE HIDES	HNO				
CATTLE HIDES-WHOLE	HNO				
FURSKINS	NA	---	---		
OTHER ANIMAL PRODUCTS	NA	---	---	406	267
GRAINS AND PREPARATIONS	NA	---	---	84716	103946
WHEAT AND PRODUCTS	MT	406728	559896	47896	59395
WHEAT AND WHEAT FLOUR	MT	402719	351242	47259	57722
WHEAT	MT	397808	338450	46519	55832
WHEAT FLOUR-GR EQ	MT	4911	12792	740	1890
BULGUR & ROLLED WHEAT	MT	4009	8654	637	1673
RICE	MT	2	95261	1	25015

GRAINS & PREP---CONTINUED

COMMODITY GROUP	UNIT	QUANTITY 1978	QUANTITY 1979	VALUE 1978 $1,000	VALUE 1979 $1,000
FEED GRAINS & PRODUCTS	MT	154263	146241	15659	17072
FEED GRAINS	MT	149698	131753	15039	15353
BARLEY	MT				
CORN	MT	149675	104806	15035	11698
GRAIN SORGHUMS	MT	0	26267	0	3248
OATS	MT	23	1300	6	412
BLENDED FOOD PRODUCTS	MT	2507	5390	618	1832
FRUITS AND PREPARATIONS	NA	---	---	77	18
FRESH	MT	5	0	2	0
CITRUS	MT				
OTHER	MT	5	0	2	0
DRIED	MT	2	0	3	1
CANNED	MT	103	16	72	14
FRUIT JUICES	MLT	0	1	0	3
NUTS AND PREPARATIONS	NA	---	---	5	0
VEGETABLES & PREPARATIONS	NA	---	---	1377	827
FRESH	MT				
VEGETABLES-FROZEN	MT				
PULSES	MT				
DRIED BEANS	MT				
DRIED PEAS	MT				
DRIED LENTILS	MT				
CANNED	MT	23	41	34	79
HOPS-INC EXTRACT EQ	MT	406	104	1193	531
FEEDS,FODDERS-EX OILCAKE	NA	---	---	423	832
CORN BYPRODUCTS	MT	154	27	13	20
ALFALFA MEAL AND CUBES	MT				
OILSEEDS AND PRODUCTS	NA	---	---	46948	25778
OILCAKE AND MEAL	MT	5	100	8	20
SOYBEAN	MT				
OILSEEDS	NA	---	---	8185	5116
SOYBEANS	MT	35000	22576	8179	5100
OILS AND WAXES-VEG	MT	69673	29757	38740	20649
OILS-SOYA,COTTONSEED	MT	68604	29388	37613	20221
SOYBEAN	MT	68604	29382	37613	20214
COTTONSEED	MT	0	6	1	7
TOBACCO,UNMANUFACTURED	MT	36	46	156	209
BURLEY	MT				
FLUE-CURED	MT				
COTTON-EX LINTERS	MT	0	0	2	0
COTTON LINTERS	MT				
ESSENTIAL OILS	MT	22	25	276	484
SEEDS-FIELD AND GARDEN	NA	---	---	416	698
OTHER VEGETABLE PRODS	NA	---	---	1623	1104

TABLE I--U.S. AGRICULTURAL EXPORTS: QUANTITY AND VALUE, COUNTRY BY COMMODITY GROUP, FISCAL YEARS 1978 AND 1979

COUNTRY AND COMMODITY GROUP	UNIT	QUANTITY 1978	QUANTITY 1979	VALUE 1978 $1,000	VALUE 1979 $1,000
355 BOLIVIA					
TOTAL	---	---	---	28476	26586
ANIMALS & ANIMAL PRODUCTS	NA	---	---	2286	1785
ANIMALS-LIVE,EX POULTRY	NA	---	---	78	36
CATTLE	HNO	0	0	74	34
MEATS AND MEAT PRODUCTS	MT	12	5	65	12
MEATS-FRESH,FROZEN	MT	0	1	0	2
BEEF AND VEAL	MT				
PORK	MT	0	1	0	2
VARIETY MEATS	MT				
MEATS-PREP,PRES	MT	12	4	65	10
BEEF	MT				
PORK	MT	2	3	9	9
POULTRY & POULTRY PRODS	NA	---	---	38	85
POULTRY-LIVE	NA	---	---	35	66
BABY CHICKS-BREEDER	HNO	17	34	32	47
BABY CHICKS-EX BRDR	HNO				
POULTRY MEATS	MT	0	18	0	18
POULTRY MEAT-FR,FRZ	MT	0	18	0	18
CHICKENS	MT	0	17	0	12
TURKEYS	MT	0	1	0	2
POULTRY MEATS-PREP	MT				
EGGS	NA	---	---	2	5
DAIRY PRODUCTS	NA	---	---	1908	1242
EVAP & COND MILK	MT	0	0	0	1
NONFAT DRY MILK	MT	2327	1724	1114	561
BUTTER & ANHYDROUS	MT				
CHEESE	MT	0	1	0	1
FATS,OILS AND GREASES	MT	292	391	167	388
LARD	MT	292	359	167	367
TALLOW-INEDIBLE	MT	0	24	0	13
HIDES AND SKINS	NA	---	---		
CATTLE HIDES	HNO				
CATTLE HIDES-WHOLE	HNO				
FURSKINS	NA	---	---		
OTHER ANIMAL PRODUCTS	NA	---	---	34	23
GRAINS AND PREPARATIONS	NA	---	---	18271	21535
WHEAT AND PRODUCTS	MT	130828	122123	17115	19270
WHEAT AND WHEAT FLOUR	MT	128420	119423	16897	18740
WHEAT	MT	121946	112650	15823	17724
WHEAT FLOUR-GR EQ	MT	6474	6773	875	1017
BULGUR & ROLLED WHEAT	MT	2408	2697	417	526
RICE	MT				

GRAINS & PREP---CONTINUED

COMMODITY GROUP	UNIT	QUANTITY 1978	QUANTITY 1979	VALUE 1978 $1,000	VALUE 1979 $1,000
FEED GRAINS & PRODUCTS	MT	697	659	38	263
FEED GRAINS	MT	0	109	0	31
BARLEY	MT				
CORN	MT				
GRAIN SORGHUMS	MT	0	15	0	1
OATS	MT	0	94	0	30
BLENDED FOOD PRODUCTS	MT	2388	5192	766	1785
FRUITS AND PREPARATIONS	NA	---	---	102	99
FRESH	MT	2	0	2	0
CITRUS	MT				
OTHER	MT	2	0	2	0
DRIED	MT	40	16	75	30
CANNED	MT	14	16	10	30
FRUIT JUICES	MLT	3	61	2	38
NUTS AND PREPARATIONS	NA	---	---	11	8
VEGETABLES & PREPARATIONS	NA	---	---	651	950
FRESH	MT				
VEGETABLES-FROZEN	MT				
PULSES	MT				
DRIED BEANS	MT				
DRIED PEAS	MT				
DRIED LENTILS	MT				
CANNED	MT	30	39	56	80
HOPS-INC EXTRACT EQ	MT	103	100	387	434
FEEDS,FODDERS-EX OILCAKE	NA	---	---	17	30
CORN BYPRODUCTS	MT				
ALFALFA MEAL AND CUBES	MT				
OILSEEDS AND PRODUCTS	NA	---	---	1600	1078
OILCAKE AND MEAL	MT				
SOYBEAN	MT				
OILSEEDS	NA	---	---	183	197
SOYBEANS	MT				
OILS AND WAXES-VEG	MT	1507	989	1369	881
OILS-SOYA,COTTONSEED	MT	890	936	777	815
SOYBEAN	MT	890	936	777	815
COTTONSEED	MT				
TOBACCO,UNMANUFACTURED	MT	112	112	606	634
BURLEY	MT	44	44	237	241
FLUE-CURED	MT	68	68	369	393
COTTON-EX LINTERS	MT				
COTTON LINTERS	MT				
ESSENTIAL OILS	MT	34	39	45	98
SEEDS-FIELD AND GARDEN	NA	---	---	92	118
OTHER VEGETABLE PRODS	NA	---	---	799	654

TABLE [•U.S. AGRICULTURAL EXPORTS] QUANTITY AND VALUE, COUNTRY BY COMMODITY GROUP, FISCAL YEARS 1978 AND 1979

COUNTRY AND COMMODITY GROUP	UNIT	QUANTITY 1978	QUANTITY 1979	VALUE 1978 $1,000	VALUE 1979 $1,000
337 CHILE					
TOTAL	•••	•••	•••	145383	147341
ANIMALS & ANIMAL PRODUCTS	NA	•••	•••	5372	7385
ANIMALS•LIVE,EX POULTRY	NA	•••	•••	19	482
CATTLE	NNO	0	0	14	298
MEATS AND MEAT PRODUCTS	MT	174	309	166	306
MEATS•FRESH,FROZEN	MT	162	303	125	287
BEEF AND VEAL	MT				
PORK	MT	0	97	0	133
VARIETY MEATS	MT	162	206	125	153
MEATS•PREP,PRES	MT	12	6	41	19
BEEF	MT	5	0	27	1
PORK	MT	8	6	8	18
POULTRY & POULTRY PRODS	NA	•••	•••	456	993
POULTRY•LIVE	NA	•••	•••	258	169
BABY CHICKS•BREEDER	NNO	141	110	256	169
BABY CHICKS•EX BRDR	NNO	0	0	1	0
POULTRY MEATS	MT	174	391	134	735
POULTRY MEAT•FR,FRZ	MT	144	276	109	386
CHICKENS	MT	132	125	89	155
TURKEYS	MT	12	151	20	231
POULTRY MEATS•PREP	MT	30	115	25	349
EGGS	NA	•••	•••	63	89
DAIRY PRODUCTS	NA	•••	•••	970	1761
EVAP & COND MILK	MT	0	1	0	1
NONFAT DRY MILK	MT	230	1566	137	506
BUTTER & ANHYDROUS	MT				
CHEESE	MT	28	23	73	65
FATS,OILS AND GREASES	MT	5896	5336	3156	3200
LARD	MT	590	441	417	237
TALLOW•INEDIBLE	MT	5087	4728	2492	2698
HIDES AND SKINS	NA	•••	•••	168	8
CATTLE HIDES	NNO	7	0	168	0
CATTLE HIDES••WHOLE	NNO	7	0	168	0
FURSKINS	NA	•••	•••	0	8
OTHER ANIMAL PRODUCTS	NA	•••	•••	437	640
GRAINS AND PREPARATIONS	NA	•••	•••	112193	101626
WHEAT AND PRODUCTS	MT	885270	549449	110144	86846
WHEAT AND WHEAT FLOUR	MT	883926	549071	109944	86783
WHEAT	MT	872628	537455	108280	84962
WHEAT FLOUR•GR EQ	MT	11298	11616	1664	1821
BULGUR & ROLLED WHEAT	MT	1344	377	200	62
RICE	MT	733	17240	195	5328
GRAINS & PREP•••CONTINUED					

COMMODITY GROUP	UNIT	QUANTITY 1978	QUANTITY 1979	VALUE 1978 $1,000	VALUE 1979 $1,000
FEED GRAINS & PRODUCTS	MT	2712	63170	429	6858
FEED GRAINS	MT	52	61247	24	6368
BARLEY	MT				
CORN	MT	3	59136	11	5739
GRAIN SORGHUMS	MT				
OATS	MT	49	2111	13	629
BLENDED FOOD PRODUCTS	MT	3723	7384	1040	2651
FRUITS AND PREPARATIONS	NA	•••	•••	88	107
FRESH	MT	0	18	0	10
CITRUS	MT				
OTHER	MT	0	18	0	10
DRIED	MT	5	6	8	10
CANNED	MT	36	27	39	37
FRUIT JUICES	MLT	32	38	36	42
NUTS AND PREPARATIONS	NA	•••	•••	190	420
VEGETABLES & PREPARATIONS	NA	•••	•••	478	4838
FRESH	MT	0	4113	0	560
VEGETABLES•FROZEN	MT	0	17	0	8
PULSES	MT	171	171	79	85
DRIED BEANS	MT	10	0	1	0
DRIED PEAS	MT	42	170	13	70
DRIED LENTILS	MT	119	1	61	10
CANNED	MT	78	1278	62	3101
HOPS•INC EXTRACT EQ	MT	30	143	83	455
FEEDS,FODDERS•EX OILCAKE	NA	•••	•••	749	1032
CORN BYPRODUCTS	MT	0	44	0	16
ALFALFA MEAL AND CUBES	MT				
OILSEEDS AND PRODUCTS	NA	•••	•••	15594	17590
OILCAKE AND MEAL	MT	168	2382	69	763
SOYBEAN	MT	152	2499	33	505
OILSEEDS	NA	•••	•••	11	53
SOYBEANS	MT				
OILS AND WAXES•VEG	MT	22910	24675	15247	16387
OILS•SOYA,COTTONSEED	MT	22026	22819	14183	14570
SOYBEAN	MT	21972	22819	14156	14570
COTTONSEED	MT	54	0	27	0
TOBACCO,UNMANUFACTURED	MT	738	969	4414	5767
BURLEY	MT	378	349	1648	2166
FLUE•CURED	MT	460	595	2766	3592
COTTON•EX LINTERS	MT	219	0	572	0
COTTON LINTERS	MT				
ESSENTIAL OILS	MT	28	94	297	554
SEEDS•FIELD AND GARDEN	NA	•••	•••	1215	1936
OTHER VEGETABLE PRODS	NA	•••	•••	4279	5083

TABLE 1--U.S. AGRICULTURAL EXPORTS: QUANTITY AND VALUE, COUNTRY BY COMMODITY GROUP, FISCAL YEARS 1978 AND 1979

COUNTRY AND COMMODITY GROUP	UNIT	QUANTITY 1978	QUANTITY 1979	VALUE 1978 $1,000	VALUE 1979 $1,000
351 BRAZIL					
TOTAL	---	---	---	412348	444750
ANIMALS & ANIMAL PRODUCTS	NA	---	---	11499	11165
ANIMALS-LIVE,EX POULTRY	NA	---	---	2433	2710
CATTLE	NNO	1	0	1996	1174
MEATS AND MEAT PRODUCTS	MT	9	1	48	3
MEATS-FRESH,FROZEN	MT	0	0	37	0
BEEF AND VEAL	MT	6	0	37	0
PORK	MT				
VARIETY MEATS	MT				
MEATS-PREP,PRES	MT	3	1	11	3
BEEF	MT	1	0	1	2
PORK	MT	0	1	0	2
POULTRY & POULTRY PRODS	NA	---	---	1986	2697
POULTRY-LIVE	NA	---	---	1750	2335
BABY CHICKS-BREEDER	MNO	255	292	1750	2338
BABY CHICKS-EX BROR	MNO				
POULTRY MEATS	MT				
POULTRY MEAT-FR,FRZ	MT				
CHICKENS	MT				
TURKEYS	MT				
POULTRY MEATS-PREP	MT				
EGGS	NA	---	---	233	352
DAIRY PRODUCTS	NA	---	---	162	542
EVAP & COND MILK	MT				
NONFAT DRY MILK	MT	70	122	41	83
BUTTER & ANHYDROUS	MT				
CHEESE	MT	0	0	0	3
FATS,OILS AND GREASES	MT	8594	37	3561	63
LARD	MT	7	0	5	0
TALLOW-INEDIBLE	MT	8492	0	3358	0
HIDES AND SKINS	NA	---	---	519	345
CATTLE HIDES	MNO				
CATTLE HIDES-WHOLE	MNO				
FURSKINS	NA	---	---		
OTHER ANIMAL PRODUCTS	NA	---	---	2789	4804
GRAINS AND PREPARATIONS	NA	---	---	379980	384945
WHEAT AND PRODUCTS	MT	2693793	1665420	321956	241825
WHEAT AND WHEAT FLOUR	MT	2693617	1665391	321886	241820
WHEAT	MT	2692885	1663090	321776	241461
WHEAT FLOUR-GR EQ	MT	732	2301	109	338
BULGUR & ROLLED WHEAT	MT	176	29	70	5
RICE	MT	653	369	201	118
GRAINS & PREP---CONTINUED					

COMMODITY GROUP	UNIT	QUANTITY 1978	QUANTITY 1979	VALUE 1978 $1,000	VALUE 1979 $1,000
FEED GRAINS & PRODUCTS	MT	542911	1282730	97742	182081
FEED GRAINS	MT	542385	1281879	97609	182769
BARLEY	MT				
CORN	MT	512279	1280693	94873	182610
GRAIN SORGHUMS	MT	30106	994	3216	78
OATS	MT	0	232	0	73
BLENDED FOOD PRODUCTS	MT				
FRUITS AND PREPARATIONS	NA	---	---	2990	2208
FRESH	MT	5098	3131	2302	1388
CITRUS	MT				
OTHER	MT	5098	3131	2302	1388
DRIED	MT	409	408	661	797
CANNED	MT	18	13	19	20
FRUIT JUICES	MLT	10	12	7	3
NUTS AND PREPARATIONS	NA	---	---	831	725
VEGETABLES & PREPARATIONS	NA	---	---	5338	9672
FRESH	MT	18	0	8	0
VEGETABLES-FROZEN	MT				
PULSES	MT	604	11210	133	3484
DRIED BEANS	MT	388	2022	66	580
DRIED PEAS	MT	216	8526	67	2597
DRIED LENTILS	MT	0	662	0	307
CANNED	MT	81	73	85	120
HOPS-INC EXTRACT EQ	MT	2013	2345	5032	9849
FEEDS,FOUDERS-EX OILCAKE	NA	---	---	760	905
CORN BYPRODUCTS	MT				
ALFALFA MEAL AND CUBES	MT				
OILSEEDS AND PRODUCTS	NA	---	---	209	20293
OILCAKE AND MEAL	MT	33	68	19	32
SOYBEAN	MT				
OILSEEDS	NA	---	---	3	19938
SOYBEANS	MT	0	78372	0	19936
OILS AND WAXES-VEG	MT	165	102	187	267
OILS-SOYA,COTTONSEED	MT	0	0	0	1
SOYBEAN	MT				
COTTONSEED	MT	0	0	0	1
TOBACCO,UNMANUFACTURED	MT				
BURLEY	MT				
FLUE-CURED	MT				
COTTON-EX LINTERS	MT				
COTTON LINTERS	MT				
ESSENTIAL OILS	MT	80	95	1159	1670
SEEDS-FIELD AND GARDEN	NA	---	---	5010	6650
OTHER VEGETABLE PRODS	NA	---	---	4876	6510

TABLE 1 --U.S. AGRICULTURAL EXPORTS: QUANTITY AND VALUE, COUNTRY BY COMMODITY GROUP, FISCAL YEARS 1978 AND 1979

COUNTRY AND COMMODITY GROUP	UNIT	QUANTITY 1978	QUANTITY 1979	VALUE 1978 $1,000	VALUE 1979 $1,000
553 PARAGUAY					
TOTAL	---	---	---	1162	1283
ANIMALS & ANIMAL PRODUCTS	NA	---	---	209	102
ANIMALS-LIVE,EX POULTRY	NA	---	---	5	3
CATTLE	HNO	0	0	0	3
MEATS AND MEAT PRODUCTS	MT				
MEATS-FRESH,FROZEN	MT				
BEEF AND VEAL	MT				
PORK	MT				
VARIETY MEATS	MT				
MEATS-PREP,PRES	MT				
BEEF	MT				
PORK	MT				
POULTRY & POULTRY PRODS	NA	---	---	1	0
POULTRY-LIVE	NA	---	---		
BABY CHICKS-BREEDER	HNO				
BABY CHICKS-EX BRDR	HNO				
POULTRY MEATS	MT				
POULTRY MEAT-FR,FRZ	MT				
CHICKENS	MT				
TURKEYS	MT				
POULTRY MEATS-PREP	MT				
EGGS	NA	---	---	1	0
DAIRY PRODUCTS	NA	---	---	188	62
EVAP & COND MILK	MT				
NONFAT DRY MILK	MT	116	156	188	55
BUTTER & ANHYDROUS	MT				
CHEESE	MT				
FATS,OILS AND GREASES	MT	0	15	0	10
LARD	MT				
TALLOW-INEDIBLE	MT				
HIDES AND SKINS	NA	---	---		
CATTLE HIDES	HNO				
CATTLE HIDES-WHOLE	HNO				
FURSKINS	NA	---	---		
OTHER ANIMAL PRODUCTS	NA	---	---	15	27
GRAINS AND PREPARATIONS	NA	---	---	58	197
WHEAT AND PRODUCTS	MT	90	360	12	59
WHEAT AND WHEAT FLOUR	MT	90	360	12	59
WHEAT	MT				
WHEAT FLOUR-GR EQ	MT	90	360	12	59
BULGUR & ROLLED WHEAT	MT				
RICE	MT				
FEED GRAINS & PRODUCTS	MT	0	120	0	16
FEED GRAINS	MT				
BARLEY	MT				
CORN	MT				
GRAIN SORGHUMS	MT				
OATS	MT				
BLENDED FOOD PRODUCTS	MT	146	171	46	51
FRUITS AND PREPARATIONS	NA	---	---	9	7
FRESH	MT	8	0	5	0
CITRUS	MT				
OTHER	MT	8	0	5	0
DRIED	MT	0	2	0	2
CANNED	MT	0	7	0	5
FRUIT JUICES	MLT				
NUTS AND PREPARATIONS	NA	---	---	11	21
VEGETABLES & PREPARATIONS	NA	---	---	166	244
FRESH	MT	6	0	2	0
VEGETABLES-FROZEN	MT				
PULSES	MT				
DRIED BEANS	MT				
DRIED PEAS	MT				
DRIED LENTILS	MT				
CANNED	MT	3	16	2	12
HOPS-INC EXTRACT EQ	MT	36	26	150	118
FEEDS,FODDERS-EX OILCAKE	NA	---	---	0	38
CORN BYPRODUCTS	MT				
ALFALFA MEAL AND CUBES	MT				
OILSEEDS AND PRODUCTS	NA	---	---		
OILCAKE AND MEAL	MT				
SOYBEAN	MT				
OILSEEDS	NA	---	---		
SOYBEANS	MT				
OILS AND WAXES-VEG	MT				
OILS-SOYA,COTTONSEED	MT				
SOYBEAN	MT				
COTTONSEED	MT				
TOBACCO,UNMANUFACTURED	MT	5	3	21	18
BURLEY	MT				
FLUE-CURED	MT	0	1	0	4
COTTON-EX LINTERS	MT				
COTTON LINTERS	MT				
ESSENTIAL OILS	MT	3	1	34	1
SEEDS-FIELD AND GARDEN	NA	---	---	52	80
OTHER VEGETABLE PRODS	NA	---	---	602	575

GRAINS & PREP---CONTINUED

TABLE 1--U.S. AGRICULTURAL EXPORTS: QUANTITY AND VALUE, COUNTRY BY COMMODITY GROUP, FISCAL YEARS 1978 AND 1979

COUNTRY AND COMMODITY GROUP	UNIT	QUANTITY 1978	QUANTITY 1979	VALUE 1978 $1,000	VALUE 1979 $1,000
355 URUGUAY					
TOTAL	---	---	---	17312	9947
ANIMALS & ANIMAL PRODUCTS	NA	---	---	9887	4569
ANIMALS-LIVE,EX POULTRY	NA	---	---	15	140
CATTLE	HNO	0	0	0	140
MEATS AND MEAT PRODUCTS	MT	0	15	0	43
MEATS-FRESH,FROZEN	MT	0	15	0	43
BEEF AND VEAL	MT				
PORK	MT				
VARIETY MEATS	MT				
MEATS-PREP,PRES	MT				
BEEF	MT				
PORK	MT				
POULTRY & POULTRY PRODS	NA	---	---	0	22
POULTRY-LIVE	NA	---	---		
BABY CHICKS-BREEDER	HNO				
BABY CHICKS-EX BRDR	HNO				
POULTRY MEATS	MT				
POULTRY MEAT-FR,FRZ	MT				
CHICKENS	MT				
TURKEYS	MT				
POULTRY MEATS-PREP	MT				
EGGS	NA	---	---	0	22
DAIRY PRODUCTS	NA	---	---	194	102
EVAP & COND MILK	MT				
NONFAT DRY MILK	MT				
BUTTER & ANHYDROUS	MT				
CHEESE	MT				
FATS,OILS AND GREASES	MT	3047	1685	1345	1042
LARD	MT				
TALLOW-INEDIBLE	MT	3045	1680	1340	1029
HIDES AND SKINS	NA	---	---	3192	2942
CATTLE HIDES	HNO	86	4	1565	71
CATTLE HIDES-WHOLE	HNO	86	4	1565	71
FURSKINS	NA	---	---	1068	41
OTHER ANIMAL PRODUCTS	NA	---	---	141	279
GRAINS AND PREPARATIONS	NA	---	---	11241	3624
WHEAT AND PRODUCTS	MT	74756	23761	11194	3615
WHEAT AND WHEAT FLOUR	MT	74756	23761	11194	3615
WHEAT	MT	74756	23761	11194	3615
WHEAT FLOUR-GR EQ	MT				
BULGUR & ROLLED WHEAT	MT				
RICE	MT				
GRAINS & PREP---CONTINUED					
FEED GRAINS & PRODUCTS	MT	350	5	43	1
FEED GRAINS	MT	350	0	43	0
BARLEY	MT				
CORN	MT				
GRAIN SORGHUMS	MT	350	0	43	0
OATS	MT				
BLENDED FOOD PRODUCTS	MT				
FRUITS AND PREPARATIONS	NA	---	---	20	44
FRESH	MT				
CITRUS	MT				
OTHER	MT				
DRIED	MT	12	21	19	40
CANNED	MT	1	4	1	4
FRUIT JUICES	MLT	1	0	1	0
NUTS AND PREPARATIONS	NA	---	---	42	96
VEGETABLES & PREPARATIONS	NA	---	---	147	195
FRESH	MT				
VEGETABLES-FROZEN	MT				
PULSES	MT	3	1	3	2
DRIED BEANS	MT	3	1	3	2
DRIED PEAS	MT				
DRIED LENTILS	MT				
CANNED	MT	3	14	11	17
HOPS-INC EXTRACT EQ	MT	47	53	132	169
FEEDS,FODDERS-EX OILCAKE	NA	---	---	88	102
CORN BYPRODUCTS	MT				
ALFALFA MEAL AND CUBES	MT				
OILSEEDS AND PRODUCTS	NA	---	---	169	15
OILCAKE AND MEAL	MT				
SOYBEAN	MT				
OILSEEDS	NA	---	---	150	0
SOYBEANS	MT	207	0	148	0
OILS AND WAXES-VEG	MT	10	9	17	15
OILS-SOYA,COTTONSEED	MT	0	1	1	1
SOYBEAN	MT				
COTTONSEED	MT	0	1	1	1
TOBACCO,UNMANUFACTURED	MT	5	1	32	19
BURLEY	MT	4	0	18	0
FLUE-CURED	MT				
COTTON-EX LINTERS	MT				
COTTON LINTERS	MT				
ESSENTIAL OILS	MT	1	2	62	70
SEEDS-FIELD AND GARDEN	NA	---	---	293	699
OTHER VEGETABLE PRODS	NA	---	---	331	513

TABLE 1 --U.S. AGRICULTURAL EXPORTS: QUANTITY AND VALUE, COUNTRY BY COMMODITY GROUP, FISCAL YEARS 1978 AND 1979

COUNTRY AND COMMODITY GROUP	UNIT	QUANTITY 1978	QUANTITY 1979	VALUE 1978 $1,000	VALUE 1979 $1,000
357 ARGENTINA					
TOTAL	---	---	---	11508	27800
ANIMALS & ANIMAL PRODUCTS	NA	---	---	4158	5728
ANIMALS-LIVE,EX POULTRY	NA	---	---	1632	337
CATTLE	NNO	1	0	1358	202
MEATS AND MEAT PRODUCTS	MT	0	61	0	140
MEATS-FRESH,FROZEN	MT				
BEEF AND VEAL	MT				
PORK	MT				
VARIETY MEATS	MT				
MEATS-PREP,PRES	MT	0	61	0	140
BEEF	MT	0	49	0	78
PORK	MT	0	5	0	44
POULTRY & POULTRY PRODS	NA	---	---	761	2819
POULTRY-LIVE	NA	---	---	0	463
BABY CHICKS-BREEDER	NNO	0	60	0	463
BABY CHICKS-EX BRDR	NNO				
POULTRY MEATS	MT	0	1070	0	1292
POULTRY MEAT-FR,FRZ	MT	0	1070	0	1292
CHICKENS	MT	0	779	0	801
TURKEYS	MT	0	295	0	491
POULTRY MEATS-PREP	MT				
EGGS	NA	---	---	761	1063
DAIRY PRODUCTS	NA	---	---	634	441
EVAP & COND MILK	MT				
NONFAT DRY MILK	MT	5	11	6	10
BUTTER & ANHYDROUS	MT				
CHEESE	MT				
FATS,OILS AND GREASES	MT	58	668	59	665
LARD	MT				
TALLOW-INEDIBLE	MT	33	373	25	320
HIDES AND SKINS	NA	---	---	47	657
CATTLE HIDES	NNO	0	10	0	481
CATTLE HIDES-WHOLE	NNO	0	10	0	481
FURSKINS	NA	---	---	47	176
OTHER ANIMAL PRODUCTS	NA	---	---	1025	669
GRAINS AND PREPARATIONS	NA	---	---	94	211
WHEAT AND PRODUCTS	MT	0	4	0	4
WHEAT AND WHEAT FLOUR	MT				
WHEAT	MT				
WHEAT FLOUR-GR EQ	MT				
BULGUR & ROLLED WHEAT	MT				
RICE	MT	3	0	2	0
GRAINS & PREP---CONTINUED					
FEED GRAINS & PRODUCTS	MT	13	77	4	74
FEED GRAINS	MT	7	0	1	0
BARLEY	MT				
CORN	MT	7	0	1	0
GRAIN SORGHUMS	MT				
OATS	MT				
BLENDED FOOD PRODUCTS	MT				
FRUITS AND PREPARATIONS	NA	---	---	180	880
FRESH	MT	5	570	10	566
CITRUS	MT				
OTHER	MT	5	570	10	568
DRIED	MT	86	126	140	284
CANNED	MT	7	0	8	0
FRUIT JUICES	MLT	0	42	0	2
NUTS AND PREPARATIONS	NA	---	---	883	1882
VEGETABLES & PREPARATIONS	NA	---	---	483	3180
FRESH	MT	7	5894	13	860
VEGETABLES-FROZEN	MT	0	39	1	46
PULSES	MT	4	1815	5	544
DRIED BEANS	MT	4	7	5	11
DRIED PEAS	MT	0	1783	0	510
DRIED LENTILS	MT	0	25	0	23
CANNED	MT	6	2014	4	1457
HOPS-INC EXTRACT EQ	MT	50	17	216	63
FEEDS,FODDERS-EX OILCAKE	NA	---	---	453	307
CORN BYPRODUCTS	MT				
ALFALFA MEAL AND CUBES	MT				
OILSEEDS AND PRODUCTS	NA	---	---	667	1225
OILCAKE AND MEAL	MT				
SOYBEAN	MT				
OILSEEDS	NA	---	---	623	929
SOYBEANS	MT	46	364	22	147
OILS AND WAXES-VEG	MT	158	174	243	252
OILS-SOYA,COTTONSEED	MT	12	13	9	10
SOYBEAN	MT	0	8	0	11
COTTONSEED	MT	12	5	9	5
TOBACCO,UNMANUFACTURED	MT	3	5	16	35
BURLEY	MT				
FLUE-CURED	MT				
COTTON-EX LINTERS	MT	13	3802	59	5860
COTTON LINTERS	MT	0	98	0	45
ESSENTIAL OILS	MT	34	87	407	1173
SEEDS-FIELD AND GARDEN	NA	---	---	2884	3002
OTHER VEGETABLE PRODS	NA	---	---	1240	4290

TABLE 1--U.S. AGRICULTURAL EXPORTS: QUANTITY AND VALUE, COUNTRY BY COMMODITY GROUP, FISCAL YEARS 1978 AND 1979

COUNTRY AND COMMODITY GROUP	UNIT	QUANTITY 1978	QUANTITY 1979	VALUE 1978 $1,000	VALUE 1979 $1,000
400 ICELAND					
TOTAL	---	---	---	5274	7203
ANIMALS & ANIMAL PRODUCTS	NA	---	---	74	76
ANIMALS-LIVE,EX POULTRY	NA	---	---		
CATTLE	HNO				
MEATS AND MEAT PRODUCTS	MT	4	2	18	12
MEATS-FRESH,FROZEN	MT	3	1	13	10
BEEF AND VEAL	MT	2	0	8	2
PORK	MT				
VARIETY MEATS	MT	1	1	5	8
MEATS-PREP,PRES	MT	1	1	5	1
BEEF	MT				
PORK	MT				
POULTRY & POULTRY PRODS	NA	---	---	29	22
POULTRY-LIVE	NA	---	---		
BABY CHICKS-BREEDER	HNO				
BABY CHICKS-EX BRDR	HNO				
POULTRY MEATS	MT	9	6	26	9
POULTRY MEAT-FR,FRZ	MT	9	6	26	9
CHICKENS	MT	1	2	5	3
TURKEYS	MT	6	3	18	6
POULTRY MEATS-PREP	MT				
EGGS	NA	---	---	3	13
DAIRY PRODUCTS	NA	---	---	25	7
EVAP & COND MILK	MT	0	4	0	2
NONFAT DRY MILK	MT				
BUTTER & ANHYDROUS	MT				
CHEESE	MT				
FATS,OILS AND GREASES	MT				
LARD	MT				
TALLOW-INEDIBLE	MT				
HIDES AND SKINS	NA	---	---	0	2
CATTLE HIDES	HNO	0	0	0	2
CATTLE HIDES-WHOLE	HNO	0	0	0	2
FURSKINS	NA	---	---		
OTHER ANIMAL PRODUCTS	NA	---	---	3	34
GRAINS AND PREPARATIONS	NA	---	---	2009	2909
WHEAT AND PRODUCTS	MT	4495	4202	887	959
WHEAT AND WHEAT FLOUR	MT	4495	4198	887	955
WHEAT	MT	475	7	61	2
WHEAT FLOUR-GR EQ	MT	4020	4191	826	953
BULGUR & ROLLED WHEAT	MT				
RICE	MT	288	281	197	184

GRAINS & PREP---CONTINUED

COMMODITY GROUP	UNIT	QUANTITY 1978	QUANTITY 1979	VALUE 1978 $1,000	VALUE 1979 $1,000
FEED GRAINS & PRODUCTS	MT	2696	6956	311	806
FEED GRAINS	MT	2671	6935	297	798
BARLEY	MT	392	697	41	68
CORN	MT	2279	6238	256	729
GRAIN SORGHUMS	MT				
OATS	MT				
BLENDED FOOD PRODUCTS	MT	0	70	0	30
FRUITS AND PREPARATIONS	NA	---	---	1709	2253
FRESH	MT	1471	1520	848	1012
CITRUS	MT	55	69	13	99
OTHER	MT	1416	1451	836	913
DRIED	MT	262	118	375	234
CANNED	MT	136	127	98	111
FRUIT JUICES	MLT	282	709	371	866
NUTS AND PREPARATIONS	NA	---	---	7	28
VEGETABLES & PREPARATIONS	NA	---	---	525	805
FRESH	MT	103	190	50	132
VEGETABLES-FROZEN	MT	58	249	42	151
PULSES	MT	202	439	121	137
DRIED BEANS	MT				
DRIED PEAS	MT	202	439	121	137
DRIED LENTILS	MT				
CANNED	MT	117	184	149	185
HOPS-INC EXTRACT EQ	MT				
FEEDS,FODDERS-EX OILCAKE	NA	---	---	3	19
CORN BYPRODUCTS	MT				
ALFALFA MEAL AND CUBES	MT				
OILSEEDS AND PRODUCTS	NA	---	---	108	108
OILCAKE AND MEAL	MT				
SOYBEAN	MT				
OILSEEDS	NA	---	---		
SOYBEANS	MT				
OILS AND WAXES-VEG	MT	75	69	108	108
OILS-SOYA,COTTONSEED	MT	40	42	65	73
SOYBEAN	MT	40	42	65	73
COTTONSEED	MT				
TOBACCO,UNMANUFACTURED	MT	10	9	63	61
BURLEY	MT				
FLUE-CURED	MT				
COTTON-EX LINTERS	MT				
COTTON LINTERS	MT				
ESSENTIAL OILS	MT	0	7	0	26
SEEDS-FIELD AND GARDEN	NA	---	---	25	46
OTHER VEGETABLE PRODS	NA	---	---	751	872

TABLE 1--U.S. AGRICULTURAL EXPORTS: QUANTITY AND VALUE, COUNTRY BY COMMODITY GROUP, FISCAL YEARS 1978 AND 1979

COUNTRY AND COMMODITY GROUP	UNIT	QUANTITY 1978	QUANTITY 1979	VALUE 1978 $1,000	VALUE 1979 $1,000
401 SWEDEN					
TOTAL	---	---	---	100372	104715
ANIMALS & ANIMAL PRODUCTS	NA	---	---	6851	11779
ANIMALS-LIVE,EX POULTRY	NA	---	---	335	1515
CATTLE	HNO				
MEATS AND MEAT PRODUCTS	MT	47	579	179	1745
MEATS-FRESH,FROZEN	MT	3	486	22	1515
BEEF AND VEAL	MT	3	173	22	1036
PORK	MT	0	30	0	152
VARIETY MEATS	MT	0	282	0	314
MEATS-PREP,PRES	MT	44	93	157	230
BEEF	MT	1	0	5	2
PORK	MT	0	0	0	2
POULTRY & POULTRY PRODS	NA	---	---	177	192
POULTRY-LIVE	NA	---	---	5	0
BABY CHICKS-WHEEDER	HNO	3	0	5	0
BABY CHICKS-EX BRDR	HNO				
POULTRY MEATS	MT	31	48	126	188
POULTRY MEAT-FR,FRZ	MT	28	39	83	69
CHICKENS	MT	0	12	0	13
TURKEYS	MT	28	22	83	46
POULTRY MEATS-PREP	MT	3	9	43	120
EGGS	NA	---	---	45	0
DAIRY PRODUCTS	NA	---	---	390	265
EVAP & COND MILK	MT				
NONFAT DRY MILK	MT				
BUTTER & ANHYDROUS	MT				
CHEESE	MT	1	1	5	6
FATS,OILS AND GREASES	MT	24	34	40	40
LARD	MT				
TALLOW-INEDIBLE	MT	0	13	0	8
HIDES AND SKINS	NA	---	---	5451	7568
CATTLE HIDES	MNO	14	21	355	640
CATTLE HIDES-WHOLE	MNO	14	21	355	640
FURSKINS	NA	---	---	4604	6248
OTHER ANIMAL PRODUCTS	NA	---	---	279	453
GRAINS AND PREPARATIONS	NA	---	---	6216	7947
WHEAT AND PRODUCTS	MT	446	614	78	50
WHEAT AND WHEAT FLOUR	MT	446	614	77	50
WHEAT	MT	273	0	53	0
WHEAT FLOUR-GR EQ	MT	171	614	23	50
BULGUR & ROLLED WHEAT	MT	2	0	1	0
RICE	MT	7703	9785	4736	5556
FEED GRAINS & PRODUCTS	MT	2566	5683	376	742
FEED GRAINS	MT	8	3412	2	362
BARLEY	MT				
CORN	MT	8	3412	2	362
GRAIN SORGHUMS	MT				
OATS	MT				
BLENDED FOOD PRODUCTS	MT	84	0	65	0
FRUITS AND PREPARATIONS	NA	---	---	27632	27435
FRESH	MT	20393	18566	7612	8473
CITRUS	MT	7141	5790	2110	2168
OTHER	MT	13252	12778	5502	6306
DRIED	MT	6830	4430	10657	9658
CANNED	MT	4723	4692	2187	3685
FRUIT JUICES	MLT	13720	13775	5938	5343
NUTS AND PREPARATIONS	NA	---	---	10292	10522
VEGETABLES & PREPARATIONS	NA	---	---	10169	11624
FRESH	MT	7331	8838	2641	3555
VEGETABLES-FROZEN	MT	550	1565	427	1209
PULSES	MT	1102	372	665	238
DRIED BEANS	MT	521	213	369	122
DRIED PEAS	MT	553	12	271	6
DRIED LENTILS	MT	28	147	22	109
CANNED	MT	1264	1593	988	1464
HOPS-INC EXTRACT EQ	MT	0	32	0	88
FEEDS,FODDERS-EX OILCAKE	NA	---	---	600	808
CORN BYPRODUCTS	MT	73	0	6	0
ALFALFA MEAL AND CUBES	MT				
OILSEEDS AND PRODUCTS	NA	---	---	3690	3055
OILCAKE AND MEAL	MT	565	5335	170	1390
SOYBEAN	MT	346	4886	73	1197
OILSEEDS	NA	---	---	1028	370
SOYBEANS	MT	39	0	9	0
OILS AND WAXES-VEG	MT	2207	240	1310	352
OILS-SOYA,COTTONSEED	MT	2082	89	1014	53
SOYBEAN	MT	88	89	60	53
COTTONSEED	MT	1994	0	954	0
TOBACCO,UNMANUFACTURED	MT	6484	5238	23388	19733
BURLEY	MT	976	886	4648	4431
FLUE-CURED	MT	3549	2574	17858	13894
COTTON-EX LINTERS	MT	4140	4429	6535	6026
COTTON LINTERS	MT	0	176	0	59
ESSENTIAL OILS	MT	34	61	394	525
SEEDS-FIELD AND GARDEN	NA	---	---	2084	2044
OTHER VEGETABLE PRODS	NA	---	---	2521	3656

GRAINS & PREP---CONTINUED

TABLE 1**U.S. AGRICULTURAL EXPORTS: QUANTITY AND VALUE, COUNTRY BY COMMODITY GROUP, FISCAL YEARS 1978 AND 1979

COUNTRY AND COMMODITY GROUP	UNIT	QUANTITY 1978	QUANTITY 1979	VALUE 1978 $1,000	VALUE 1979 $1,000
403 NORWAY					
TOTAL	***	***	***	121550	137001
ANIMALS & ANIMAL PRODUCTS	NA	***	***	1895	2415
ANIMALS-LIVE,EX POULTRY	NA	***	***	63	101
CATTLE	HNO				
MEATS AND MEAT PRODUCTS	MT	165	168	445	471
MEATS-FRESH,FROZEN	MT	61	46	174	162
BEEF AND VEAL	MT	21	29	94	140
PORK	MT				
VARIETY MEATS	MT	0	1	0	2
MEATS-PREP,PRES	MT	104	122	271	308
BEEF	MT				
PORK	MT	101	97	263	250
POULTRY & POULTRY PRODS	NA	***	***	47	75
POULTRY-LIVE	NA	***	***		
BABY CHICKS-BREEDER	HNO				
BABY CHICKS-EX BRDR	HNO				
POULTRY MEATS	MT	6	8	23	42
POULTRY MEAT-FR,FRZ	MT	6	8	23	42
CHICKENS	MT				
TURKEYS	MT	6	8	23	42
POULTRY MEATS-PREP	MT				
EGGS	NA	***	***		
DAIRY PRODUCTS	NA	***	***	33	13
EVAP & COND MILK	MT				
NONFAT DRY MILK	MT				
BUTTER & ANHYDROUS	MT				
CHEESE	MT	6	0	17	1
FATS,OILS AND GREASES	MT	2521	2798	1125	1526
LARD	MT	23	27	14	18
TALLOW-INEDIBLE	MT	2492	2768	1100	1501
HIDES AND SKINS	NA	***	***	157	157
CATTLE HIDES	HNO	0	3	1	139
CATTLE HIDES-WHOLE	HNO	0	3	0	126
FURSKINS	NA	***	***	156	9
OTHER ANIMAL PRODUCTS	NA	***	***	24	73
GRAINS AND PREPARATIONS	NA	***	***	26882	28214
WHEAT AND PRODUCTS	MT	63623	38314	8292	5307
WHEAT AND WHEAT FLOUR	MT	63623	38314	8292	5307
WHEAT	MT	63596	38266	8284	5298
WHEAT FLOUR-GR EQ	MT	27	48	8	9
BULGUR & ROLLED WHEAT	MT				
RICE	MT	1202	1252	845	880

GRAINS & PREP---CONTINUED

COMMODITY GROUP	UNIT	QUANTITY 1978	QUANTITY 1979	VALUE 1978 $1,000	VALUE 1979 $1,000
FEED GRAINS & PRODUCTS	MT	183338	204508	17530	21700
FEED GRAINS	MT	183209	204472	17500	21689
BARLEY	MT				
CORN	MT	56505	62992	5447	6704
GRAIN SORGHUMS	MT	126704	141480	12053	14985
OATS	MT				
BLENDED FOOD PRODUCTS	MT				
FRUITS AND PREPARATIONS	NA	***	***	11947	11978
FRESH	MT	8267	5825	3101	3023
CITRUS	MT	2361	641	712	303
OTHER	MT	5926	5184	2389	2680
DRIED	MT	3756	3549	5523	5877
CANNED	MT	3846	2954	2363	2016
FRUIT JUICES	MLT	1438	1495	935	1035
NUTS AND PREPARATIONS	NA	***	***	5579	9569
VEGETABLES & PREPARATIONS	NA	***	***	1714	1829
FRESH	MT	621	728	236	206
VEGETABLES-FROZEN	MT	25	246	16	275
PULSES	MT	432	694	205	241
DRIED BEANS	MT	129	119	76	56
DRIED PEAS	MT	299	567	122	177
DRIED LENTILS	MT	4	8	7	8
CANNED	MT	367	237	484	293
HOPS-INC EXTRACT EQ	MT				
FEEDS,FODDERS-EX OILCAKE	NA	***	***	173	41
CORN BYPRODUCTS	MT	0	9	0	1
ALFALFA MEAL AND CUBES	MT				
OILSEEDS AND PRODUCTS	NA	***	***	63296	68697
OILCAKE AND MEAL	MT	3294	8636	458	1073
SOYBEAN	MT				
OILSEEDS	NA	***	***	62193	67023
SOYBEANS	MT	249031	238106	60555	65481
OILS AND WAXES-VEG	MT	43	37	80	78
OILS-SOYA,COTTONSEED	MT				
SOYBEAN	MT				
COTTONSEED	MT				
TOBACCO,UNMANUFACTURED	MT	1854	2396	7099	10280
BURLEY	MT	107	215	406	811
FLUE-CURED	MT	1173	1308	4578	6141
COTTON-EX LINTERS	MT	417	1095	571	1559
COTTON LINTERS	MT				
ESSENTIAL OILS	MT	6	4	220	150
SEEDS-FIELD AND GARDEN	NA	***	***	305	382
OTHER VEGETABLE PRODS	NA	***	***	1869	1690

TABLE 1 --U.S. AGRICULTURAL EXPORTS: QUANTITY AND VALUE, COUNTRY BY COMMODITY GROUP, FISCAL YEARS 1978 AND 1979

COUNTRY AND COMMODITY GROUP	UNIT	QUANTITY 1978	QUANTITY 1979	VALUE 1978 $1,000	VALUE 1979 $1,000
405 FINLAND					
TOTAL	---	---	---	32375	56229
ANIMALS & ANIMAL PRODUCTS	NA	---	---	3491	5439
ANIMALS-LIVE,EX POULTRY	NA	---	---	296	617
CATTLE	HNO	0	0	46	0
MEATS AND MEAT PRODUCTS	MT	23	42	17	38
MEATS-FRESH,FROZEN	MT	23	42	17	38
BEEF AND VEAL	MT				
PORK	MT				
VARIETY MEATS	MT	23	42	17	38
MEATS-PREP,PRES	MT				
BEEF	MT				
PORK	MT				
POULTRY & POULTRY PRODS	NA	---	---	78	39
POULTRY-LIVE	NA	---	---	78	39
BABY CHICKS-BREEDER	HNO	11	5	78	39
BABY CHICKS-EX BRDR	HNO				
POULTRY MEATS	MT				
POULTRY MEAT-FR,FRZ	MT				
CHICKENS	MT				
TURKEYS	MT				
POULTRY MEATS-PREP	MT				
EGGS	NA	---	---		
DAIRY PRODUCTS	NA	---	---		
EVAP & COND MILK	MT				
NONFAT DRY MILK	MT				
BUTTER & ANHYDROUS	MT				
CHEESE	MT				
FATS,OILS AND GREASES	MT	5	3	6	0
LARD	MT				
TALLOW-INEDIBLE	MT				
HIDES AND SKINS	NA	---	---	2038	2950
CATTLE HIDES	HNO	7	10	189	327
CATTLE HIDES-WHOLE	HNO	7	10	187	298
FURSKINS	NA	---	---	1780	2487
OTHER ANIMAL PRODUCTS	NA	---	---	1057	1792
GRAINS AND PREPARATIONS	NA	---	---	939	19033
WHEAT AND PRODUCTS	MT	0	109656	0	15135
WHEAT AND WHEAT FLOUR	MT	0	109656	0	15135
WHEAT	MT	0	109656	0	15135
WHEAT FLOUR-GR EQ	MT				
BULGUR & ROLLED WHEAT	MT				
RICE	MT	891	1489	642	989
GRAINS & PREP---CONTINUED					

COMMODITY GROUP	UNIT	QUANTITY 1978	QUANTITY 1979	VALUE 1978 $1,000	VALUE 1979 $1,000
FEED GRAINS & PRODUCTS	MT	175	160	86	87
FEED GRAINS	MT				
BARLEY	MT				
CORN	MT				
GRAIN SORGHUMS	MT				
OATS	MT				
BLENDED FOOD PRODUCTS	MT				
FRUITS AND PREPARATIONS	NA	---	---	10896	9523
FRESH	MT	4423	3603	1955	1738
CITRUS	MT	17	126	40	98
OTHER	MT	4406	3879	1915	1681
DRIED	MT	6887	3448	7570	6635
CANNED	MT	1439	1332	897	1049
FRUIT JUICES	MLT	680	27	358	42
NUTS AND PREPARATIONS	NA	---	---	960	1552
VEGETABLES & PREPARATIONS	NA	---	---	277	491
FRESH	MT	179	79	80	37
VEGETABLES-FROZEN	MT	22	5	15	3
PULSES	MT	19	0	11	0
DRIED BEANS	MT				
DRIED PEAS	MT	19	0	11	0
DRIED LENTILS	MT				
CANNED	MT	27	87	29	104
HOPS-INC EXTRACT EQ	MT				
FEEDS,FODDERS-EX OILCAKE	NA	---	---	0	11
CORN BYPRODUCTS	MT				
ALFALFA MEAL AND CUBES	MT				
OILSEEDS AND PRODUCTS	NA	---	---	122	134
OILCAKE AND MEAL	MT				
SOYBEAN	MT				
OILSEEDS	NA	---	---	61	0
SOYBEANS	MT				
OILS AND WAXES-VEG	MT	6	7	8	7
OILS-SOYA,COTTONSEED	MT	0	1	0	1
SOYBEAN	MT				
COTTONSEED	MT	0	1	0	1
TOBACCO,UNMANUFACTURED	MT	2788	3481	11564	14999
BURLEY	MT	341	450	1752	2741
FLUE-CURED	MT	1696	1968	8230	10484
COTTON-EX LINTERS	MT	1352	2181	2522	3438
COTTON LINTERS	MT				
ESSENTIAL OILS	MT	11	2	70	62
SEEDS-FIELD AND GARDEN	NA	---	---	613	355
OTHER VEGETABLE PRODS	NA	---	---	920	1195

TABLE 1--U.S. AGRICULTURAL EXPORTS: QUANTITY AND VALUE, COUNTRY BY COMMODITY GROUP, FISCAL YEARS 1978 AND 1979

COUNTRY AND COMMODITY GROUP	UNIT	QUANTITY 1978	QUANTITY 1979	VALUE 1978 $1,000	VALUE 1979 $1,000
409 DENMARK					
TOTAL	---	---	---	186478	220138
ANIMALS & ANIMAL PRODUCTS	NA	---	---	24720	33727
ANIMALS-LIVE,EX POULTRY	NA	---	---	337	226
CATTLE	NNO				
MEATS AND MEAT PRODUCTS	MT	595	426	1533	1369
MEATS-FRESH,FROZEN	MT	502	411	1280	1323
BEEF AND VEAL	MT	126	157	620	878
PORK	MT	17	0	31	0
VARIETY MEATS	MT	333	254	590	445
MEATS-PREP,PRES	MT	93	15	253	46
BEEF	MT	2	3	6	11
PORK	MT	73	3	200	12
POULTRY & POULTRY PRODS	NA	---	---	304	312
POULTRY-LIVE	NA	---	---	26	68
BABY CHICKS-BREEDER	MNO	10	21	26	68
BABY CHICKS-EX BRDR	MNO				
POULTRY MEATS	MT	50	27	107	52
POULTRY MEAT-FR,FRZ	MT	49	23	104	44
CHICKENS	MT				
TURKEYS	MT	49	23	104	44
POULTRY MEATS-PREP	MT	1	4	3	8
EGGS	NA	---	---	157	179
DAIRY PRODUCTS	NA	---	---	58	65
EVAP & COND MILK	MT				
NONFAT DRY MILK	MT	5	3	12	8
BUTTER & ANHYDROUS	MT				
CHEESE	MT	1	0	3	0
FATS,OILS AND GREASES	MT	500	4287	180	1776
LARD	MT				
TALLOW-INEDIBLE	MT	500	4287	180	1776
HIDES AND SKINS	NA	---	---	14078	17800
CATTLE HIDES	MNO	5	9	35	90
CATTLE HIDES-WHOLE	MNO	5	7	35	60
FURSKINS	NA	---	---	13763	17400
OTHER ANIMAL PRODUCTS	NA	---	---	8230	12179
GRAINS AND PREPARATIONS	NA	---	---	3439	2410
WHEAT AND PRODUCTS	MT	163	372	37	72
WHEAT AND WHEAT FLOUR	MT	159	372	34	72
WHEAT	MT				
WHEAT FLOUR-GR EQ	MT	159	372	34	72
BULGUR & ROLLED WHEAT	MT	4	0	3	0
RICE	MT	888	2095	446	1015
GRAINS & PREP---CONTINUED					

COMMODITY GROUP	UNIT	QUANTITY 1978	QUANTITY 1979	VALUE 1978 $1,000	VALUE 1979 $1,000
FEED GRAINS & PRODUCTS	MT	25257	8401	2561	879
FEED GRAINS	MT	25000	8193	2530	846
BARLEY	MT				
CORN	MT	25000	8128	2930	844
GRAIN SORGHUMS	MT	0	25	0	2
OATS	MT				
BLENDED FOOD PRODUCTS	MT	0	9	0	1
FRUITS AND PREPARATIONS	NA	---	---	10181	10965
FRESH	MT	1271	1110	731	926
CITRUS	MT	745	824	207	270
OTHER	MT	526	286	523	256
DRIED	MT	5222	4860	6960	8242
CANNED	MT	933	1941	971	1138
FRUIT JUICES	MLT	824	412	955	370
NUTS AND PREPARATIONS	NA	---	---	4330	7257
VEGETABLES & PREPARATIONS	NA	---	---	2416	2125
FRESH	MT	761	239	431	188
VEGETABLES-FROZEN	MT	278	208	155	161
PULSES	MT	162	267	68	80
DRIED BEANS	MT	11	27	8	10
DRIED PEAS	MT	150	212	59	58
DRIED LENTILS	MT	1	28	1	12
CANNED	MT	805	1051	756	940
HOPS-INC EXTRACT EQ	MT	0	0	5	0
FEEDS,FODDERS-EX OILCAKE	NA	---	---	4187	2916
CORN BYPRODUCTS	MT				
ALFALFA MEAL AND CUBES	MT				
OILSEEDS AND PRODUCTS	NA	---	---	109862	120232
OILCAKE AND MEAL	MT	75004	175221	12808	30560
SOYBEAN	MT	26069	65632	1672	15705
OILSEEDS	NA	---	---	96211	88794
SOYBEANS	MT	409172	341183	96211	88794
OILS AND WAXES-VEG	MT	14	42	28	65
OILS-SOYA,COTTONSEED	MT	10	20	13	29
SOYBEAN	MT	3	6	3	7
COTTONSEED	MT	7	14	10	22
TOBACCO,UNMANUFACTURED	MT	6535	10720	23196	35966
BURLEY	MT	917	1269	4276	5743
FLUE-CURED	MT	3941	6141	18239	29073
COTTON-EX LINTERS	MT	59	112	108	192
COTTON LINTERS	MT				
ESSENTIAL OILS	MT	62	121	416	945
SEEDS-FIELD AND GARDEN	NA	---	---	1918	1840
OTHER VEGETABLE PRODS	NA	---	---	1713	1583

TABLE 1--U.S. AGRICULTURAL EXPORTS: QUANTITY AND VALUE, COUNTRY BY COMMODITY GROUP, FISCAL YEARS 1978 AND 1979

COUNTRY AND COMMODITY GROUP	UNIT	QUANTITY 1978	QUANTITY 1979	VALUE 1978 $1,000	VALUE 1979 $1,000
412 UNITED KINGDOM					
TOTAL	---	---	---	937664	1075013
ANIMALS & ANIMAL PRODUCTS	NA	---	---	132463	146596
ANIMALS-LIVE,EX POULTRY	NA	---	---	9541	9543
CATTLE	HNO				
MEATS AND MEAT PRODUCTS	MT	37381	31118	29319	34598
MEATS-FRESH,FROZEN	MT	37223	30872	28729	34058
BEEF AND VEAL	MT	113	120	217	489
PORK	MT	512	594	648	1152
VARIETY MEATS	MT	36452	30040	27695	32089
MEATS-PREP,PRES	MT	158	246	590	540
BEEF	MT	80	19	303	173
PORK	MT	4	156	18	123
POULTRY & POULTRY PRODS	NA	---	---	7909	10052
POULTRY-LIVE	NA	---	---	529	452
BABY CHICKS-BREEDER	HNO	106	110	489	449
BABY CHICKS-EX BROR	HNO	1	1	3	1
POULTRY MEATS	MT	1911	3554	6906	8511
POULTRY MEAT-FR,FRZ	MT	1810	3448	6302	7988
CHICKENS	MT	617	795	937	1895
TURKEYS	MT	1136	2532	3262	5789
POULTRY MEATS-PREP	MT	101	106	564	523
EGGS	NA	---	---	2326	1000
DAIRY PRODUCTS	NA	---	---	1492	1135
EVAP & COND MILK	MT	15	0	6	0
NONFAT DRY MILK	MT	5	2	12	9
BUTTER & ANHYDROUS	MT	1	0	2	0
CHEESE	MT	1	12	3	32
FATS,OILS AND GREASES	MT	63578	67249	26617	35103
LARD	MT	4947	2195	2286	1239
TALLOW-INEDIBLE	MT	54761	58342	22556	29713
HIDES AND SKINS	NA	---	---	30083	46114
CATTLE HIDES	HNO	44	66	611	2095
CATTLE HIDES-WHOLE	HNO	39	62	765	2008
FURSKINS	NA	---	---	26341	40602
OTHER ANIMAL PRODUCTS	NA	---	---	27502	30052
GRAINS AND PREPARATIONS	NA	---	---	223285	284969
WHEAT AND PRODUCTS	MT	149578	330967	19265	48910
WHEAT AND WHEAT FLOUR	MT	149570	330862	19249	48847
WHEAT	MT	148611	330352	19006	48769
WHEAT FLOUR-GR EQ	MT	959	510	243	78
BULGUR & ROLLED WHEAT	MT				
RICE	MT	14282	89584	5280	16318
GRAINS & PREP---CONTINUED					
FEED GRAINS & PRODUCTS	MT	2040169	1996658	196884	216927
FEED GRAINS	MT	2034463	1990216	195203	214821
BARLEY	MT				
CORN	MT	2034207	1989503	195184	214765
GRAIN SORGHUMS	MT	256	668	18	46
OATS	MT	0	45	0	10
BLENDED FOOD PRODUCTS	MT	2	48	10	29
FRUITS AND PREPARATIONS	NA	---	---	24507	22251
FRESH	MT	19910	16402	8387	9121
CITRUS	MT	9086	7206	2757	2810
OTHER	MT	10224	9196	5630	6311
DRIED	MT	5858	3426	6580	5340
CANNED	MT	5610	1227	3230	892
FRUIT JUICES	MLT	8820	9477	4403	5496
NUTS AND PREPARATIONS	NA	---	---	588	47956
VEGETABLES & PREPARATIONS	NA	---	---	091	45633
FRESH	MT	2505	7404	1584	3600
VEGETABLES-FROZEN	MT	1866	4405	1326	2883
PULSES	MT	58466	52470	29626	21256
DRIED BEANS	MT	55324	40576	28381	17673
DRIED PEAS	MT	3109	11547	1225	3366
DRIED LENTILS	MT	33	347	20	218
CANNED	MT	4323	5803	3389	5442
HOPS-INC EXTRACT EQ	MT	105	156	226	331
FEEDS,FODDERS-EX OILCAKE	NA	---	---	10749	13813
CORN BYPRODUCTS	MT	2306	4359	295	729
ALFALFA MEAL AND CUBES	MT	26	23	12	1
OILSEEDS AND PRODUCTS	NA	---	---	242479	186447
OILCAKE AND MEAL	MT	112092	66771	13726	15007
SOYBEAN	MT	111935	66761	13578	15004
OILSEEDS	NA	---	---	220970	163014
SOYBEANS	MT	741504	551366	181685	146883
OILS AND WAXES-VEG	MT	5048	5772	4028	5174
OILS-SOYA,COTTONSEED	MT	2579	2111	1825	1504
SOYBEAN	MT	1510	10	653	10
COTTONSEED	MT	1369	2101	1172	1493
TOBACCO,UNMANUFACTURED	MT	44482	48894	181991	218694
BURLEY	MT	4363	5953	17238	19025
FLUE-CURED	MT	30278	38163	156396	197712
COTTON-EX LINTERS	MT	12920	16065	19472	26428
COTTON LINTERS	MT	634	378	161	120
ESSENTIAL OILS	MT	1438	1393	16230	17062
SEEDS-FIELD AND GARDEN	NA	---	---	6749	8388
OTHER VEGETABLE PRODS	NA	---	---	11599	36858

TABLE 1 --U.S. AGRICULTURAL EXPORTS: QUANTITY AND VALUE, COUNTRY BY COMMODITY GROUP, FISCAL YEARS 1978 AND 1979

COUNTRY AND COMMODITY GROUP	UNIT	QUANTITY 1978	QUANTITY 1979	VALUE 1978 $1,000	VALUE 1979 $1,000
419 IRELAND					
TOTAL	---	---	---	46675	77175
ANIMALS & ANIMAL PRODUCTS	NA	---	---	10843	15745
ANIMALS-LIVE,EX POULTRY	NA	---	---	10005	14156
CATTLE	MNO				
MEATS AND MEAT PRODUCTS	MT	3	9	22	10
MEATS-FRESH,FROZEN	MT	2	0	19	0
BEEF AND VEAL	MT	0	0	5	0
PORK	MT				
VARIETY MEATS	MT				
MEATS-PREP,PRES	MT	1	9	3	10
BEEF	MT				
PORK	MT				
POULTRY & POULTRY PRODS	NA	---	---	43	52
POULTRY-LIVE	NA	---	---	39	38
BABY CHICKS-BREEDER	MNO	24	38	39	38
BABY CHICKS-EX BRDR	MNO				
POULTRY MEATS	MT	1	0	4	0
POULTRY MEAT-FR,FRZ	MT	1	0	3	0
CHICKENS	MT				
TURKEYS	MT				
POULTRY MEATS-PREP	MT	0	0	1	0
EGGS	NA	---	---	0	15
DAIRY PRODUCTS	NA	---	---	192	159
EVAP & COND MILK	MT				
NONFAT DRY MILK	MT				
BUTTER & ANHYDROUS	MT				
CHEESE	MT	0	0	1	0
FATS,OILS AND GREASES	MT	599	605	233	291
LARD	MT				
TALLOW-INEDIBLE	MT	599	602	233	288
HIDES AND SKINS	NA	---	---	34	83
CATTLE HIDES	MNO	0	0	5	3
CATTLE HIDES-WHOLE	MNO	0	0	5	0
FURSKINS	NA	---	---	26	80
OTHER ANIMAL PRODUCTS	NA	---	---	315	993
GRAINS AND PREPARATIONS	NA	---	---	164	252
WHEAT AND PRODUCTS	MT	0	137	0	31
WHEAT AND WHEAT FLOUR	MT	0	137	0	31
WHEAT	MT				
WHEAT FLOUR-GR EQ	MT	0	137	0	31
BULGUR & ROLLED WHEAT	MT				
RICE	MT	13	119	13	38
FEED GRAINS & PRODUCTS	MT	96	54	27	9
FEED GRAINS	MT				
BARLEY	MT				
CORN	MT				
GRAIN SORGHUMS	MT				
OATS	MT				
BLENDED FOOD PRODUCTS	MT	7	12	8	17
FRUITS AND PREPARATIONS	NA	---	---	1093	1041
FRESH	MT	1592	1079	731	562
CITRUS	MT				
OTHER	MT	1592	1079	731	562
DRIED	MT	658	97	217	80
CANNED	MT	2	1	2	4
FRUIT JUICES	MLT	343	289	480	377
NUTS AND PREPARATIONS	NA	---	---	0	123
VEGETABLES & PREPARATIONS	NA	---	---	1920	2446
FRESH	MT				
VEGETABLES-FROZEN	MT	15	34	8	44
PULSES	MT	1515	2174	780	1278
DRIED BEANS	MT	1322	993	718	496
DRIED PEAS	MT	193	1181	61	782
DRIED LENTILS	MT				
CANNED	MT	18	39	26	40
HOPS-INC EXTRACT EQ	MT	400	265	750	468
FEEDS,FODDERS-EX OILCAKE	NA	---	---	1300	6093
CORN BYPRODUCTS	MT	9940	32970	1268	5062
ALFALFA MEAL AND CUBES	MT				
OILSEEDS AND PRODUCTS	NA	---	---	17400	25749
OILCAKE AND MEAL	MT	83672	118075	16704	25053
SOYBEAN	MT	83573	117932	16681	24971
OILSEEDS	NA	---	---	17	8
SOYBEANS	MT				
OILS AND WAXES-VEG	MT	300	578	257	649
OILS-SOYA,COTTONSEED	MT	5	5	4	11
SOYBEAN	MT	5	5	4	11
COTTONSEED	MT				
TOBACCO,UNMANUFACTURED	MT	1904	2819	8452	12064
BURLEY	MT				
FLUE-CURED	MT	1435	2357	8168	11948
COTTON-EX LINTERS	MT	858	4640	1408	7286
COTTON LINTERS	MT				
ESSENTIAL OILS	MT	48	156	1016	1007
SEEDS-FIELD AND GARDEN	NA	---	---	301	222
OTHER VEGETABLE PRODS	NA	---	---	2379	5147

GRAINS & PREP---CONTINUED

TABLE 1 --U.S. AGRICULTURAL EXPORTS: QUANTITY AND VALUE, COUNTRY BY COMMODITY GROUP, FISCAL YEARS 1978 AND 1979

COUNTRY AND COMMODITY GROUP	UNIT	QUANTITY 1978	QUANTITY 1979	VALUE 1978 $1,000	VALUE 1979 $1,000
421 NETHERLANDS					
TOTAL	---	---	---	2150396	2397855
ANIMALS & ANIMAL PRODUCTS	NA	---	---	86709	96306
ANIMALS-LIVE,EX POULTRY	NA	---	---	774	653
CATTLE	HNO	0	0	42	109
MEATS AND MEAT PRODUCTS	MT	32768	27338	35685	38439
MEATS-FRESH,FROZEN	MT	32614	27088	35344	37997
BEEF AND VEAL	MT	552	562	2127	2622
PORK	MT	208	406	259	658
VARIETY MEATS	MT	20130	14380	16772	15379
MEATS-PREP,PRES	MT	154	250	341	441
BEEF	MT	45	27	91	52
PORK	MT	64	185	163	331
POULTRY & POULTRY PRODS	NA	---	---	2036	2265
POULTRY-LIVE	NA	---	---	352	438
BABY CHICKS-BREEDER	HNO	200	160	349	435
BABY CHICKS-EX BRDR	HNO	1	0	2	0
POULTRY MEATS	MT	754	762	905	1214
POULTRY MEAT-FR,FRZ	MT	712	724	766	976
CHICKENS	MT	424	396	433	504
TURKEYS	MT	251	301	312	430
POULTRY MEATS-PREP	MT	42	38	139	238
EGGS	NA	---	---	734	806
DAIRY PRODUCTS	NA	---	---	170	777
EVAP & COND MILK	MT				
NONFAT DRY MILK	MT	0	843	0	304
BUTTER & ANHYDROUS	MT				
CHEESE	MT	0	2	0	5
FATS,OILS AND GREASES	MT	102086	83247	41553	42142
LARD	MT				
TALLOW-INEDIBLE	MT	93490	79365	38038	40256
HIDES AND SKINS	NA	---	---	4209	9200
CATTLE HIDES	MNO	202	269	2770	7152
CATTLE HIDES-WHOLE	MNO	196	230	2655	6173
FURSKINS	NA	---	---	288	303
OTHER ANIMAL PRODUCTS	NA	---	---	2282	2831
GRAINS AND PREPARATIONS	NA	---	---	407594	371829
WHEAT AND PRODUCTS	MT	866718	708753	104157	103448
WHEAT AND WHEAT FLOUR	MT	866718	708752	104157	103446
WHEAT	MT	864576	706875	103822	103099
WHEAT FLOUR-GR EQ	MT	2142	1877	335	347
BULGUR & ROLLED WHEAT	MT				
RICE	MT	24018	25603	7859	8430
GRAINS & PREP---CONTINUED					
FEED GRAINS & PRODUCTS	MT	2901961	2240371	291857	257274
FEED GRAINS	MT	2901655	2240113	291702	257165
BARLEY	MT				
CORN	MT	2669968	2191897	288793	252162
GRAIN SORGHUMS	MT	6710	37716	653	4021
OATS	MT	24997	10500	2256	982
BLENDED FOOD PRODUCTS	MT	89	403	21	187
FRUITS AND PREPARATIONS	NA	---	---	37164	37239
FRESH	MT	66902	56431	19484	21935
CITRUS	MT	61724	52859	16443	19128
OTHER	MT	5178	3552	3001	2810
DRIED	MT	3378	1662	5771	3384
CANNED	MT	6030	4815	3914	3287
FRUIT JUICES	MLT	9540	12114	6392	7596
NUTS AND PREPARATIONS	NA	---	---	11114	27749
VEGETABLES & PREPARATIONS	NA	---	---	13011	12049
FRESH	MT	11888	5090	3774	2217
VEGETABLES-FROZEN	MT	46	846	29	409
PULSES	MT	24870	19306	5726	5691
DRIED BEANS	MT	23984	13929	5273	3707
DRIED PEAS	MT	198	4398	81	1319
DRIED LENTILS	MT	688	979	372	666
CANNED	MT	371	854	312	667
HOPS-INC EXTRACT EQ	MT	58	67	87	207
FEEDS,FODDERS-EX OILCAKE	NA	---	---	217248	372833
CORN BYPRODUCTS	MT	1158529	1440874	148102	231726
ALFALFA MEAL AND CUBES	MT	9960	90904	787	10551
OILSEEDS AND PRODUCTS	NA	---	---	1297259	1382470
OILCAKE AND MEAL	MT	685011	566614	133677	119417
SOYBEAN	MT	650668	895970	128495	107575
OILSEEDS	NA	---	---	1128096	1237195
SOYBEANS	MT	4202987	4137378	1010713	1108809
OILS AND WAXES-VEG	MT	53099	30092	31481	24226
OILS-SOYA,COTTONSEED	MT	16297	4043	8531	3147
SOYBEAN	MT	14202	2	7258	5
COTTONSEED	MT	2095	4041	1273	3142
TOBACCO,UNMANUFACTURED	MT	11971	14547	46692	65850
BURLEY	MT	979	3039	4056	14841
FLUE-CURED	MT	6569	5451	22294	22062
COTTON-EX LINTERS	MT	3850	3566	6957	5506
COTTON LINTERS	MT	0	434	0	122
ESSENTIAL OILS	MT	694	1005	3009	3569
SEEDS-FIELD AND GARDEN	NA	---	---	8813	8910
OTHER VEGETABLE PRODS	NA	---	---	14822	13385

TABLE 1 -- U.S. AGRICULTURAL EXPORTS: QUANTITY AND VALUE, COUNTRY BY COMMODITY GROUP, FISCAL YEARS 1978 AND 1979

COUNTRY AND COMMODITY GROUP	UNIT	QUANTITY 1978	QUANTITY 1979	VALUE 1978 $1,000	VALUE 1979 $1,000
423 BELGIUM-LUXEMBOURG					
TOTAL	---	---	---	437927	513420
ANIMALS & ANIMAL PRODUCTS	NA	---	---	58728	68012
ANIMALS-LIVE,EX POULTRY	NA	---	---	164	153
CATTLE	HNO	0	0	124	0
MEATS AND MEAT PRODUCTS	MT	29639	31853	39562	53251
MEATS-FRESH,FROZEN	MT	29574	31801	39380	53172
BEEF AND VEAL	MT	25	34	104	107
PORK	MT	98	71	136	148
VARIETY MEATS	MT	11191	10324	11991	14423
MEATS-PREP,PRES	MT	65	52	182	80
BEEF	MT	15	10	31	19
PORK	MT	40	40	116	48
POULTRY & POULTRY PRODS	NA	---	---	608	533
POULTRY-LIVE	NA	---	---	139	134
BABY CHICKS-BREEDER	HNO	117	83	138	134
BABY CHICKS-EX BRDR	HNO	4	0	1	0
POULTRY MEATS	MT	232	149	294	269
POULTRY MEAT-FR,FRZ	MT	227	139	259	218
CHICKENS	MT	191	29	224	69
TURKEYS	MT	6	80	8	112
POULTRY MEATS-PREP	MT	5	10	34	51
EGGS	NA	---	---	157	130
DAIRY PRODUCTS	NA	---	---	158	80
EVAP & COND MILK	MT				
NONFAT DRY MILK	MT				
BUTTER & ANHYDROUS	MT				
CHEESE	MT	0	17	0	26
FATS,OILS AND GREASES	MT	36744	15085	13998	7396
LARD	MT	301	0	130	0
TALLOW-INEDIBLE	MT	31070	15070	11665	7358
HIDES AND SKINS	NA	---	---	2222	2957
CATTLE HIDES	HNO	63	45	1022	1219
CATTLE HIDES-WHOLE	HNO	63	45	1022	1219
FURSKINS	NA	---	---	950	1574
OTHER ANIMAL PRODUCTS	NA	---	---	2016	3643
GRAINS AND PREPARATIONS	NA	---	---	180730	260501
WHEAT AND PRODUCTS	MT	21462	114704	2446	18600
WHEAT AND WHEAT FLOUR	MT	21462	114704	2446	18600
WHEAT	MT	21428	114699	2435	18597
WHEAT FLOUR-GR EQ	MT	34	5	11	3
BULGUR & ROLLED WHEAT	MT				
RICE	MT	22228	48566	7607	17022
GRAINS & PREP---CONTINUED					

COMMODITY GROUP	UNIT	QUANTITY 1978	QUANTITY 1979	VALUE 1978 $1,000	VALUE 1979 $1,000
FEED GRAINS & PRODUCTS	MT	1695937	2023341	173958	224419
FEED GRAINS	MT	1695865	2023104	173921	224286
BARLEY	MT				
CORN	MT	1600898	2023104	166334	224286
GRAIN SORGHUMS	MT	87052	0	7916	0
OATS	MT	7915	0	671	0
BLENDED FOOD PRODUCTS	MT	0	28	0	61
FRUITS AND PREPARATIONS	NA	---	---	14328	10905
FRESH	MT	15004	10163	4883	4383
CITRUS	MT	14521	9802	4528	4106
OTHER	MT	483	361	355	276
DRIED	MT	3263	2034	4603	3569
CANNED	MT	4413	3526	3841	2136
FRUIT JUICES	MLT	1310	1531	841	817
NUTS AND PREPARATIONS	NA	---	---	3543	5527
VEGETABLES & PREPARATIONS	NA	---	---	3255	4277
FRESH	MT	9	77	20	44
VEGETABLES-FROZEN	MT	311	42	140	35
PULSES	MT	3392	6955	1591	2840
DRIED BEANS	MT	3152	6604	1426	2630
DRIED PEAS	MT	182	68	128	40
DRIED LENTILS	MT	58	283	37	161
CANNED	MT	399	507	310	397
HOPS-INC EXTRACT EQ	MT	3	4	9	21
FEEDS,FODDERS-EX OILCAKE	NA	---	---	4634	5412
CORN BYPRODUCTS	MT				
ALFALFA MEAL AND CUBES	MT				
OILSEEDS AND PRODUCTS	NA	---	---	142040	129585
OILCAKE AND MEAL	MT	58280	7894	7228	1603
SOYBEAN	MT	36986	3817	6949	861
OILSEEDS	NA	---	---	120785	107978
SOYBEANS	MT	899614	3977.8	117798	104150
OILS AND WAXES-VEG	MT	10857	7495	8218	6242
OILS-SOYA,COTTONSEED	MT	2000	607	872	404
SOYBEAN	MT	1999	3	871	3
COTTONSEED	MT	1	604	1	404
TOBACCO,UNMANUFACTURED	MT	5882	4736	20529	19815
BURLEY	MT	693	127	3294	527
FLUE-CURED	MT	3829	3682	14743	16883
COTTON-EX LINTERS	MT	1846	3319	3015	5501
COTTON LINTERS	MT	0	2864	0	380
ESSENTIAL OILS	MT	78	114	652	884
SEEDS-FIELD AND GARDEN	NA	---	---	405	716
OTHER VEGETABLE PRODS	NA	---	---	2063	1906

TABLE 1--U.S. AGRICULTURAL EXPORTS: QUANTITY AND VALUE, COUNTRY BY COMMODITY GROUP, FISCAL YEARS 1978 AND 1979

COUNTRY AND COMMODITY GROUP	UNIT	QUANTITY 1978	QUANTITY 1979	VALUE 1978 $1,000	VALUE 1979 $1,000
427 FRANCE					
TOTAL	---	---	---	504037	687671
ANIMALS & ANIMAL PRODUCTS	NA	---	---	129195	180265
ANIMALS-LIVE,EX POULTRY	NA	---	---	3967	17657
CATTLE	HNO	0	0	394	569
MEATS AND MEAT PRODUCTS	MT	69789	60914	85250	98639
MEATS-FRESH,FROZEN	MT	69675	60899	84880	98491
BEEF AND VEAL	MT	559	117	1427	408
PORK	MT	304	517	346	1454
VARIETY MEATS	MT	52766	43488	48917	59303
MEATS-PREP,PRES	MT	114	15	370	148
BEEF	MT	12	7	69	111
PORK	MT	19	0	40	8
POULTRY & POULTRY PRODS	NA	---	---	1935	1790
POULTRY-LIVE	NA	---	---	926	1112
BABY CHICKS-BREEDER	HNO	231	225	921	1099
BABY CHICKS-EX BRDR	HNO	12	0	2	0
POULTRY MEATS	MT	314	170	308	176
POULTRY MEAT-FR,FRZ	MT	304	144	268	119
CHICKENS	MT	38	0	35	0
TURKEYS	MT	23	1	12	4
POULTRY MEATS-PREP	MT	10	26	40	56
EGGS	NA	---	---	100	99
DAIRY PRODUCTS	NA	---	---	259	316
EVAP & COND MILK	MT				
NONFAT DRY MILK	MT				
BUTTER & ANHYDROUS	MT				
CHEESE	MT				
FATS,OILS AND GREASES	MT	17605	21256	7638	11473
LARD	MT	17	0	10	0
TALLOW-INEDIBLE	MT	17749	21154	7418	11352
HIDES AND SKINS	NA	---	---	22582	40500
CATTLE HIDES	HNO	492	696	12041	24120
CATTLE HIDES-WHOLE	HNO	482	649	11840	23045
FURSKINS	NA	---	---	9651	14584
OTHER ANIMAL PRODUCTS	NA	---	---	5598	9911
GRAINS AND PREPARATIONS	NA	---	---	31821	33690
WHEAT AND PRODUCTS	MT	172494	133402	21747	19711
WHEAT AND WHEAT FLOUR	MT	172494	133402	21747	19711
WHEAT	MT	172473	133402	21740	19711
WHEAT FLOUR-GR EQ	MT	21	0	7	0
BULGUR & ROLLED WHEAT	MT				
RICE	MT	9235	9615	3649	3619

GRAINS & PREP---CONTINUED

COMMODITY GROUP	UNIT	QUANTITY 1978	QUANTITY 1979	VALUE 1978 $1,000	VALUE 1979 $1,000
FEED GRAINS & PRODUCTS	MT	97409	88413	5908	9816
FEED GRAINS	MT	55974	87315	5408	9439
BARLEY	MT				
CORN	MT	55974	87315	5408	9439
GRAIN SORGHUMS	MT				
OATS	MT				
BLENDED FOOD PRODUCTS	MT	1	0	11	0
FRUITS AND PREPARATIONS	NA	---	---	36384	30723
FRESH	MT	57046	52746	15375	18357
CITRUS	MT	55064	51302	13119	14686
OTHER	MT	1982	1394	2256	1671
DRIED	MT	13724	3328	13946	4532
CANNED	MT	3528	1220	1727	883
FRUIT JUICES	MLT	11714	14165	5050	6744
NUTS AND PREPARATIONS	NA	---	---	18811	21906
VEGETABLES & PREPARATIONS	NA	---	---	8030	11562
FRESH	MT	100	168	63	136
VEGETABLES-FROZEN	MT	7	102	10	65
PULSES	MT	6632	14159	3313	5309
DRIED BEANS	MT	5986	12232	2967	4388
DRIED PEAS	MT	386	1374	220	591
DRIED LENTILS	MT	260	553	126	330
CANNED	MT	5103	7327	3050	4280
HOPS-INC EXTRACT EQ	MT				
FEEDS,FODDERS-EX OILCAKE	NA	---	---	2314	3809
CORN BYPRODUCTS	MT	3877	0	547	0
ALFALFA MEAL AND CUBES	MT				
OILSEEDS AND PRODUCTS	NA	---	---	219433	335388
OILCAKE AND MEAL	MT	147265	396740	29741	80753
SOYBEAN	MT	146811	359096	29562	80336
OILSEEDS	NA	---	---	178377	284716
SOYBEANS	MT	601898	704087	142085	190656
OILS AND WAXES-VEG	MT	12207	12129	11044	9737
OILS-SOYA,COTTONSEED	MT	5186	3616	3968	8366
SOYBEAN	MT	4999	3569	3438	2300
COTTONSEED	MT	187	47	130	57
TOBACCO,UNMANUFACTURED	MT	2684	6822	8944	22866
BURLEY	MT	156	108	702	417
FLUE-CURED	MT	608	3274	3033	15207
COTTON-EX LINTERS	MT	15805	13713	27078	20662
COTTON LINTERS	MT	37	307	40	203
ESSENTIAL OILS	MT	797	1087	8653	9503
SEEDS-FIELD AND GARDEN	NA	---	---	9569	9052
OTHER VEGETABLE PRODS	NA	---	---	3814	8260

TABLE 1 -- U.S. AGRICULTURAL EXPORTS: QUANTITY AND VALUE, COUNTRY BY COMMODITY GROUP, FISCAL YEARS 1978 AND 1979

COUNTRY AND COMMODITY GROUP	UNIT	QUANTITY 1978	QUANTITY 1979	VALUE 1978 $1,000	VALUE 1979 $1,000
428 FEDERAL REP OF GERMANY					
TOTAL	***	***	***	1459712	1482369
ANIMALS & ANIMAL PRODUCTS	NA	***	***	118502	140653
ANIMALS-LIVE,EX POULTRY	NA	***	***	701	932
CATTLE	HNO	0	0	386	16
MEATS AND MEAT PRODUCTS	MT	8978	7403	4221	4587
MEATS-FRESH,FROZEN	MT	8886	7320	4010	4409
BEEF AND VEAL	MT	67	76	227	385
PORK	MT	21	74	69	216
VARIETY MEATS	MT	8611	7061	3526	3697
MEATS-PREP,PRES	MT	92	83	211	178
BEEF	MT	53	48	141	108
PORK	MT	4	4	10	16
POULTRY & POULTRY PRODS	NA	***	***	20559	20946
POULTRY-LIVE	NA	***	***	24	75
BABY CHICKS-BREEDER	HNO	9	22	24	75
BABY CHICKS-EX BRDR	HNO				
POULTRY MEATS	MT	12387	11570	16396	16969
POULTRY MEAT-PR,PRI	MT	12352	10800	16249	15685
CHICKENS	MT	699	145	837	213
TURKEYS	MT	9951	8791	13363	13123
POULTRY MEATS-PREP	MT	35	770	147	1285
EGGS	NA	***	***	2890	3186
DAIRY PRODUCTS	NA	***	***	579	419
EVAP & COND MILK	MT	97	163	55	108
NONFAT DRY MILK	MT	10	12	31	38
BUTTER & ANHYDROUS	MT				
CHEESE	MT	5	4	10	8
FATS,OILS AND GREASES	MT	77847	59382	30119	29268
LARD	MT				
TALLOW-INEDIBLE	MT	73617	58148	28206	28310
HIDES AND SKINS	NA	***	***	55428	83423
CATTLE HIDES	HNO	367	409	7632	14006
CATTLE HIDES-WHOLE	HNO	354	398	7511	13535
PURSKINS	NA	***	***	45371	67384
OTHER ANIMAL PRODUCTS	NA	***	***	6897	7063
GRAINS AND PREPARATIONS	NA	***	***	319912	182079
WHEAT AND PRODUCTS	MT	194979	71140	23977	9496
WHEAT AND WHEAT FLOUR	MT	194976	71092	23971	9480
WHEAT	MT	194966	71092	23969	9480
WHEAT FLOUR-GR EQ	MT	10	0	2	0
BULGUR & ROLLED WHEAT	MT	0	20	0	6
RICE	MT	67748	23603	28555	9311
GRAINS & PREP---CONTINUED					

COMMODITY GROUP	UNIT	QUANTITY 1978	QUANTITY 1979	VALUE 1978 $1,000	VALUE 1979 $1,000
FEED GRAINS & PRODUCTS	MT	2660129	1440568	265437	161899
FEED GRAINS	MT	2657801	1439945	264389	159718
BARLEY	MT	39154	4705	5099	818
CORN	MT	2499558	1034383	244139	150178
GRAIN SORGHUMS	MT	0	777	0	116
OATS	MT	119089	0	11755	0
BLENDED FOOD PRODUCTS	MT	20	138	50	64
FRUITS AND PREPARATIONS	NA	***	***	40759	35980
FRESH	MT	12508	9896	4562	9266
CITRUS	MT	9958	7332	2686	8786
OTHER	MT	2550	2524	1876	2060
DRIED	MT	8315	7206	10012	12666
CANNED	MT	30863	11949	17329	8881
FRUIT JUICES	HLT	11723	13308	6553	8096
NUTS AND PREPARATIONS	NA	***	***	80659	96017
VEGETABLES & PREPARATIONS	NA	***	***	12937	17980
FRESH	MT	429	372	538	228
VEGETABLES-FROZEN	MT	451	275	218	108
PULSES	MT	5826	7370	2537	3598
DRIED BEANS	MT	4267	3171	2008	1516
DRIED PEAS	MT	362	667	181	228
DRIED LENTILS	MT	777	3512	367	1848
CANNED	MT	6466	5000	3628	3148
HOPS-INC EXTRACT EQ	MT	5	130	11	392
FEEDS,FODDERS-EX OILCAKE	NA	***	***	108918	96654
CORN BYPRODUCTS	MT	615503	529315	80719	77669
ALFALFA MEAL AND CUBES	MT	117883	70986	12420	7878
OILSEEDS AND PRODUCTS	NA	***	***	636241	706823
OILCAKE AND MEAL	MT	1111580	1123720	212350	229468
SOYBEAN	MT	1099685	1100538	203050	226276
OILSEEDS	NA	***	***	414404	470036
SOYBEANS	MT	1514270	1479017	353028	390890
OILS AND WAXES-VEG	MT	17535	3552	8763	1948
OILS-SOYA,COTTONSEED	MT	10443	1283	5123	987
SOYBEAN	MT	7879	33	3458	49
COTTONSEED	MT	2504	1250	1669	880
TOBACCO,UNMANUFACTURED	MT	23058	30696	85229	120399
BURLEY	MT	3157	4821	11753	24137
FLUE-CURED	MT	16349	19532	66865	90265
COTTON-EX LINTERS	MT	14863	21605	24247	34333
COTTON LINTERS	MT	14181	11210	2391	3269
ESSENTIAL OILS	MT	760	771	4842	4615
SEEDS-FIELD AND GARDEN	NA	***	***	6750	6979
OTHER VEGETABLE PRODS	NA	***	***	18326	26905

TABLE 1--U.S. AGRICULTURAL EXPORTS: QUANTITY AND VALUE, COUNTRY BY COMMODITY GROUP, FISCAL YEARS 1978 AND 1979

COUNTRY AND COMMODITY GROUP	UNIT	QUANTITY 1978	QUANTITY 1979	VALUE 1978 $1,000	VALUE 1979 $1,000
429 GERMAN DEMOCRATIC REPUBLIC					
TOTAL	***	***	***	103654	228561
ANIMALS & ANIMAL PRODUCTS	NA	***	***	1690	946
ANIMALS-LIVE,EX POULTRY	NA	***	***	286	101
CATTLE	NNO	0	0	262	100
MEATS AND MEAT PRODUCTS	MT	289	27	100	34
MEATS-FRESH,FROZEN	MT	289	27	100	34
BEEF AND VEAL	MT				
PORK	MT				
VARIETY MEATS	MT	289	18	100	9
MEATS-PREP,PRES	MT				
BEEF	MT				
PORK	MT				
POULTRY & POULTRY PRODS	NA	***	***	12	16
POULTRY-LIVE	NA	***	***	0	16
BABY CHICKS-BREEDER	NNO				
BABY CHICKS-EX BRDR	NNO				
POULTRY MEATS	MT	16	0	12	0
POULTRY MEAT-FR,FRZ	MT	16	0	12	0
CHICKENS	MT				
TURKEYS	MT	16	0	12	0
POULTRY MEATS-PREP	MT				
EGGS	NA	***	***		
DAIRY PRODUCTS	NA	***	***		
EVAP & COND MILK	MT				
NONFAT DRY MILK	MT				
BUTTER & ANHYDROUS	MT				
CHEESE	MT				
FATS,OILS AND GREASES	MT				
LARD	MT				
TALLOW-INEDIBLE	MT				
HIDES AND SKINS	NA	***	***	1291	689
CATTLE HIDES	NNO	66	18	1177	689
CATTLE HIDES-WHOLE	NNO	66	18	1177	689
FURSKINS	NA	***	***	114	0
OTHER ANIMAL PRODUCTS	NA	***	***	0	107
GRAINS AND PREPARATIONS	NA	***	***	78732	135054
WHEAT AND PRODUCTS	MT	220146	78459	27236	11344
WHEAT AND WHEAT FLOUR	MT	220146	78459	27236	11344
WHEAT	MT	220146	78459	27236	11344
WHEAT FLOUR-GR EQ	MT				
BULGUR & ROLLED WHEAT	MT				
RICE	MT				
FEED GRAINS & PRODUCTS	MT	884395	1105639	51496	123710
FEED GRAINS	MT	884395	1105639	51496	123710
BARLEY	MT	55132	16712	5198	1437
CORN	MT	423167	970709	45788	107780
GRAIN SORGHUMS	MT	0	118218	0	14493
OATS	MT	6096	0	517	0
BLENDED FOOD PRODUCTS	MT				
FRUITS AND PREPARATIONS	NA	***	***	1198	94
FRESH	MT	4536	395	1198	94
CITRUS	MT	4536	395	1198	94
OTHER	MT				
DRIED	MT				
CANNED	MT				
FRUIT JUICES	MLT				
NUTS AND PREPARATIONS	NA	***	***	0	536
VEGETABLES & PREPARATIONS	NA	***	***		
FRESH	MT				
VEGETABLES-FROZEN	MT				
PULSES	MT				
DRIED BEANS	MT				
DRIED PEAS	MT				
DRIED LENTILS	MT				
CANNED	MT				
HOPS-INC EXTRACT EQ	MT				
FEEDS,FODDERS-EX OILCAKE	NA	***	***		
CORN BYPRODUCTS	MT				
ALFALFA MEAL AND CUBES	MT				
OILSEEDS AND PRODUCTS	NA	***	***	21707	91297
OILCAKE AND MEAL	MT	104627	386089	21707	89865
SOYBEAN	MT	104627	386089	21707	89865
OILSEEDS	NA	***	***	0	1432
SOYBEANS	MT	0	4129	0	1116
OILS AND WAXES-VEG	MT				
OILS-SOYA,COTTONSEED	MT				
SOYBEAN	MT				
COTTONSEED	MT				
TOBACCO,UNMANUFACTURED	MT				
BURLEY	MT				
FLUE-CURED	MT				
COTTON-EX LINTERS	MT				
COTTON LINTERS	MT	2833	4557	327	586
ESSENTIAL OILS	MT				
SEEDS-FIELD AND GARDEN	NA	***	***	0	24
OTHER VEGETABLE PRODS	NA	***	***	0	0

GRAINS & PREP---CONTINUED

TABLE 1 --U.S. AGRICULTURAL EXPORTS: QUANTITY AND VALUE, COUNTRY BY COMMODITY GROUP, FISCAL YEARS 1978 AND 1979

COUNTRY AND COMMODITY GROUP	UNIT	QUANTITY 1978	QUANTITY 1979	VALUE 1978 $1,000	VALUE 1979 $1,000
433 AUSTRIA					
TOTAL	---	---	---	20289	21075
ANIMALS & ANIMAL PRODUCTS	NA	---	---	4524	5321
ANIMALS-LIVE,EX POULTRY	NA	---	---	26	3
CATTLE	MNO	0	0	9	2
MEATS AND MEAT PRODUCTS	MT	347	90	264	105
MEATS-FRESH,FROZEN	MT	339	88	223	102
BEEF AND VEAL	MT	2	1	12	13
PORK	MT				
VARIETY MEATS	MT	305	87	178	89
MEATS-PREP,PRES	MT	8	2	41	3
BEEF	MT				
PORK	MT	8	0	39	0
POULTRY & POULTRY PRODS	NA	---	---	851	967
POULTRY-LIVE	NA	---	---	53	26
BABY CHICKS-BREEDER	MNO	11	6	53	26
BABY CHICKS-EX BROR	MNO				
POULTRY MEATS	MT	326	286	529	577
POULTRY MEAT-FR,FRZ	MT	314	259	458	455
CHICKENS	MT	70	50	66	68
TURKEYS	MT	202	178	337	363
POULTRY MEATS-PREP	MT	12	27	70	122
EGGS	NA	---	---	273	364
DAIRY PRODUCTS	NA	---	---	69	69
EVAP & COND MILK	MT				
NONFAT DRY MILK	MT	1	0	2	0
BUTTER & ANHYDROUS	MT				
CHEESE	MT	0	10	0	45
FATS,OILS AND GREASES	MT	7	3	11	4
LARD	MT				
TALLOW-INEDIBLE	MT				
HIDES AND SKINS	NA	---	---	3037	3598
CATTLE HIDES	MNO	0	1	7	39
CATTLE HIDES-WHOLE	MNO	0	1	7	39
FURSKINS	NA	---	---	2983	2815
OTHER ANIMAL PRODUCTS	NA	---	---	267	575
GRAINS AND PREPARATIONS	NA	---	---	1270	1497
WHEAT AND PRODUCTS	MT				
WHEAT AND WHEAT FLOUR	MT				
WHEAT	MT				
WHEAT FLOUR-GR EQ	MT				
BULGUR & ROLLED WHEAT	MT				
RICE	MT	1046	2483	1175	1430
GRAINS & PREP---CONTINUED					
FEED GRAINS & PRODUCTS	MT	341	0	30	0
FEED GRAINS	MT	341	0	30	0
BARLEY	MT				
CORN	MT	341	0	30	0
GRAIN SORGHUMS	MT				
OATS	MT				
BLENDED FOOD PRODUCTS	MT				
FRUITS AND PREPARATIONS	NA	---	---	2211	1737
FRESH	MT	1	0	1	0
CITRUS	MT				
OTHER	MT	1	0	1	0
DRIED	MT	492	249	646	431
CANNED	MT	2262	1331	1245	895
FRUIT JUICES	MLT	545	1076	319	411
NUTS AND PREPARATIONS	NA	---	---	1240	1308
VEGETABLES & PREPARATIONS	NA	---	---	655	603
FRESH	MT	0	6	0	2
VEGETABLES-FROZEN	MT	0	0	1	0
PULSES	MT	36	29	14	15
DRIED BEANS	MT	36	11	14	7
DRIED PEAS	MT				
DRIED LENTILS	MT	0	18	0	8
CANNED	MT	124	139	81	88
HOPS-INC EXTRACT EQ	MT	26	0	68	0
FEEDS,FODDERS-EX OILCAKE	NA	---	---	192	63
CORN BYPRODUCTS	MT				
ALFALFA MEAL AND CUBES	MT				
OILSEEDS AND PRODUCTS	NA	---	---	367	569
OILCAKE AND MEAL	MT	120	2199	92	543
SOYBEAN	MT	0	1999	0	457
OILSEEDS	NA	---	---	154	1
SOYBEANS	MT	0	4	0	1
OILS AND WAXES-VEG	MT	307	11	161	25
OILS-SOYA,COTTONSEED	MT	302	0	148	0
SOYBEAN	MT	302	0	148	0
COTTONSEED	MT				
TOBACCO,UNMANUFACTURED	MT	1518	1551	7335	8166
BURLEY	MT	146	50	680	208
FLUE-CURED	MT	1236	1390	6179	7503
COTTON-EX LINTERS	MT	718	0	1307	0
COTTON LINTERS	MT				
ESSENTIAL OILS	MT	10	15	223	203
SEEDS-FIELD AND GARDEN	NA	---	---	532	626
OTHER VEGETABLE PRODS	NA	---	---	466	893

TABLE 1--U.S. AGRICULTURAL EXPORTS: QUANTITY AND VALUE, COUNTRY BY COMMODITY GROUP, FISCAL YEARS 1978 AND 1979

COUNTRY AND COMMODITY GROUP	UNIT	QUANTITY 1978	QUANTITY 1979	VALUE 1978 $1,000	VALUE 1979 $1,000
435 CZECHOSLOVAKIA					
TOTAL	---	---	---	65468	144288
ANIMALS & ANIMAL PRODUCTS	NA	---	---	13121	25665
ANIMALS-LIVE,EX POULTRY	NA	---	---	15	0
CATTLE	MNO				
MEATS AND MEAT PRODUCTS	MT				
MEATS-FRESH,FROZEN	MT				
BEEF AND VEAL	MT				
PORK	MT				
VARIETY MEATS	MT				
MEATS-PREP,PRES	MT				
BEEF	MT				
PORK	MT				
POULTRY & POULTRY PRODS	NA	---	---	0	1
POULTRY-LIVE	NA	---	---		
BABY CHICKS-BREEDER	MNO				
BABY CHICKS-EX BRDR	MNO				
POULTRY MEATS	MT				
POULTRY MEAT-FR,FRZ	MT				
CHICKENS	MT				
TURKEYS	MT				
POULTRY MEATS-PREP	MT				
EGGS	NA	---	---	0	1
DAIRY PRODUCTS	NA	---	---	65	63
EVAP & COND MILK	MT				
NONFAT DRY MILK	MT				
BUTTER & ANHYDROUS	MT				
CHEESE	MT				
FATS,OILS AND GREASES	MT				
LARD	MT				
TALLOW-INEDIBLE	MT				
HIDES AND SKINS	NA	---	---	13038	25600
CATTLE HIDES	MNO	570	569	12092	23659
CATTLE HIDES-WHOLE	MNO	570	566	12092	23513
FURSKINS	NA	---	---	833	1623
OTHER ANIMAL PRODUCTS	NA	---	---	5	0
GRAINS AND PREPARATIONS	NA	---	---	34190	81773
WHEAT AND PRODUCTS	MT	0	137335	0	22940
WHEAT AND WHEAT FLOUR	MT	0	137335	0	22940
WHEAT	MT	0	137335	0	22940
WHEAT FLOUR-GR EQ	MT				
BULGUR & ROLLED WHEAT	MT				
RICE	MT				

GRAINS & PREP---CONTINUED

COMMODITY GROUP	UNIT	QUANTITY 1978	QUANTITY 1979	VALUE 1978 $1,000	VALUE 1979 $1,000
FEED GRAINS & PRODUCTS	MT	296293	524282	34190	58832
FEED GRAINS	MT	296293	524282	34190	58832
BARLEY	MT				
CORN	MT	296293	524282	34190	58832
GRAIN SORGHUMS	MT				
OATS	MT				
BLENDED FOOD PRODUCTS	MT				
FRUITS AND PREPARATIONS	NA	---	---	934	397
FRESH	MT	3461	1083	860	397
CITRUS	MT	3461	1083	860	397
OTHER	MT				
DRIED	MT				
CANNED	MT				
FRUIT JUICES	MLT	157	0	74	0
NUTS AND PREPARATIONS	NA	---	---	7	7
VEGETABLES & PREPARATIONS	NA	---	---	0	338
FRESH	MT				
VEGETABLES-FROZEN	MT				
PULSES	MT				
DRIED BEANS	MT				
DRIED PEAS	MT				
DRIED LENTILS	MT				
CANNED	MT				
HOPS-INC EXTRACT EQ	MT	0	132	0	334
FEEDS,FODDERS-EX OILCAKE	NA	---	---		
CORN BYPRODUCTS	MT				
ALFALFA MEAL AND CUBES	MT				
OILSEEDS AND PRODUCTS	NA	---	---	15788	33760
OILCAKE AND MEAL	MT	63715	126184	11190	29503
SOYBEAN	MT	63715	126184	11190	29503
OILSEEDS	NA	---	---	4597	4258
SOYBEANS	MT				
OILS AND WAXES-VEG	MT	0	4	0	6
OILS-SOYA,COTTONSEED	MT				
SOYBEAN	MT				
COTTONSEED	MT				
TOBACCO,UNMANUFACTURED	MT	376	601	1411	2386
BURLEY	MT	0	106	1	322
FLUE-CURED	MT	337	334	1256	1382
COTTON-EX LINTERS	MT				
COTTON LINTERS	MT				
ESSENTIAL OILS	MT				
SEEDS-FIELD AND GARDEN	NA	---	---	8	8
OTHER VEGETABLE PRODS	NA	---	---	10	21

TABLE 1--U.S. AGRICULTURAL EXPORTS: QUANTITY AND VALUE, COUNTRY BY COMMODITY GROUP, FISCAL YEARS 1978 AND 1979

COUNTRY AND COMMODITY GROUP	UNIT	QUANTITY 1978	QUANTITY 1979	VALUE 1978 $1,000	VALUE 1979 $1,000
437 HUNGARY					
TOTAL	---	---	---	50787	30042
ANIMALS & ANIMAL PRODUCTS	NA	---	---	7920	9026
ANIMALS-LIVE,EX POULTRY	NA	---	---	2198	0
CATTLE	HNO	2	0	2174	0
MEATS AND MEAT PRODUCTS	MT				
MEATS-FRESH,FROZEN	MT				
BEEF AND VEAL	MT				
PORK	MT				
VARIETY MEATS	MT				
MEATS-PREP,PRES	MT				
BEEF	MT				
PORK	MT				
POULTRY & POULTRY PRODS	NA	---	---	14	872
POULTRY-LIVE	NA	---	---	0	709
BABY CHICKS-BREEDER	HNO	0	100	0	709
BABY CHICKS-EX BROR	HNO				
POULTRY MEATS	MT				
POULTRY MEAT-FR,FRZ	MT				
CHICKENS	MT				
TURKEYS	MT				
POULTRY MEATS-PREP	MT				
EGGS	NA	---	---	0	150
DAIRY PRODUCTS	NA	---	---	1	0
EVAP & COND MILK	MT				
NONFAT DRY MILK	MT				
BUTTER & ANHYDROUS	MT				
CHEESE	MT	1	0	1	0
FATS,OILS AND GREASES	MT	0	15	0	14
LARD	MT				
TALLOW-INEDIBLE	MT				
HIDES AND SKINS	NA	---	---	5510	7643
CATTLE HIDES	MNO	158	188	3174	6238
CATTLE HIDES-WHOLE	MNO	158	188	3174	6238
FURSKINS	NA	---	---	440	583
OTHER ANIMAL PRODUCTS	NA	---	---	197	499
GRAINS AND PREPARATIONS	NA	---	---	15780	0
WHEAT AND PRODUCTS	MT				
WHEAT AND WHEAT FLOUR	MT				
WHEAT	MT				
WHEAT FLOUR-GR EQ	MT				
BULGUR & ROLLED WHEAT	MT				
RICE	MT				
GRAINS & PREP---CONTINUED					

COMMODITY GROUP	UNIT	QUANTITY 1978	QUANTITY 1979	VALUE 1978 $1,000	VALUE 1979 $1,000
FEED GRAINS & PRODUCTS	MT	148885	0	15776	0
FEED GRAINS	MT	148885	0	15776	0
BARLEY	MT				
CORN	MT	137549	0	14655	0
GRAIN SORGHUMS	MT				
OATS	MT	11336	0	1121	0
BLENDED FOOD PRODUCTS	MT				
FRUITS AND PREPARATIONS	NA	---	---	0	10
FRESH	MT				
CITRUS	MT				
OTHER	MT				
DRIED	MT				
CANNED	MT	0	15	0	10
FRUIT JUICES	MLT				
NUTS AND PREPARATIONS	NA	---	---		
VEGETABLES & PREPARATIONS	NA	---	---	4	28
FRESH	MT				
VEGETABLES-FROZEN	MT				
PULSES	MT				
DRIED BEANS	MT				
DRIED PEAS	MT				
DRIED LENTILS	MT				
CANNED	MT	0	27	0	20
HOPS-INC EXTRACT EQ	MT				
FEEDS,FODDERS-EX OILCAKE	NA	---	---	0	59
CORN BYPRODUCTS	MT				
ALFALFA MEAL AND CUBES	MT				
OILSEEDS AND PRODUCTS	NA	---	---	26407	18973
OILCAKE AND MEAL	MT	120125	76839	26162	18966
SOYBEAN	MT	120120	76839	26162	18966
OILSEEDS	NA	---	---	0	7
SOYBEANS	MT				
OILS AND WAXES-VEG	MT	0	0	1	0
OILS-SOYA,COTTONSEED	MT				
SOYBEAN	MT				
COTTONSEED	MT				
TOBACCO,UNMANUFACTURED	MT				
BURLEY	MT				
FLUE-CURED	MT				
COTTON-EX LINTERS	MT	9	722	25	1106
COTTON LINTERS	MT				
ESSENTIAL OILS	MT	0	0	0	0
SEEDS-FIELD AND GARDEN	NA	---	---	596	823
OTHER VEGETABLE PRODS	NA	---	---	54	7

TABLE 1--U.S. AGRICULTURAL EXPORTS: QUANTITY AND VALUE, COUNTRY BY COMMODITY GROUP, FISCAL YEARS 1978 AND 1979

COUNTRY AND COMMODITY GROUP	UNIT	QUANTITY 1978	QUANTITY 1979	VALUE 1978 $1,000	VALUE 1979 $1,000
441 SWITZERLAND					
TOTAL	---	---	---	234151	235253
ANIMALS & ANIMAL PRODUCTS	NA	---	---	41652	49995
ANIMALS-LIVE,EX POULTRY	NA	---	---	57	31
CATTLE	HNO	0	0	13	25
MEATS AND MEAT PRODUCTS	MT	1222	1390	4629	6372
MEATS-FRESH,FROZEN	MT	1166	1367	4518	6328
BEEF AND VEAL	MT	330	266	2488	2979
PORK	MT	3	6	11	15
VARIETY MEATS	MT	197	167	348	742
MEATS-PREP,PRES	MT	56	3	112	45
BEEF	MT	2	2	23	37
PORK	MT	5	1	20	8
POULTRY & POULTRY PRODS	NA	---	---	3748	3539
POULTRY-LIVE	NA	---	---	87	81
BABY CHICKS-BREEDER	HNO	22	15	87	81
BABY CHICKS-EX BRDR	HNO				
POULTRY MEATS	MT	1499	1318	2170	2240
POULTRY MEAT-FR,FRZ	MT	1470	1274	1997	1983
CHICKENS	MT	537	309	581	359
TURKEYS	MT	716	885	1084	1450
POULTRY MEATS-PREP	MT	29	44	174	257
EGGS	NA	---	---	1270	982
DAIRY PRODUCTS	NA	---	---	256	230
EVAP & COND MILK	MT				
NONFAT DRY MILK	MT				
BUTTER & ANHYDROUS	MT				
CHEESE	MT	2	0	8	1
FATS,OILS AND GREASES	MT	3637	2043	1557	1151
LARD	MT	0	17	0	16
TALLOW-INEDIBLE	MT	2942	1897	1090	1001
HIDES AND SKINS	NA	---	---	29514	36796
CATTLE HIDES	HNO	3	19	129	383
CATTLE HIDES-WHOLE	HNO	2	19	122	383
FURSKINS	NA	---	---	29260	35604
OTHER ANIMAL PRODUCTS	NA	---	---	2009	1875
GRAINS AND PREPARATIONS	NA	---	---	25588	21512
WHEAT AND PRODUCTS	MT	31734	6703	3913	921
WHEAT AND WHEAT FLOUR	MT	31724	6690	3910	902
WHEAT	MT	31724	6690	3910	902
WHEAT FLOUR-GR EQ	MT				
BULGUR & ROLLED WHEAT	MT				
RICE	MT	23452	56605	9731	20072

GRAINS & PREP---CONTINUED

COMMODITY GROUP	UNIT	QUANTITY 1978	QUANTITY 1979	VALUE 1978 $1,000	VALUE 1979 $1,000
FEED GRAINS & PRODUCTS	MT	119533	183	11561	87
FEED GRAINS	MT	119413	0	11507	0
BARLEY	MT	1485	0	132	0
CORN	MT	112993	0	10946	0
GRAIN SORGHUMS	MT				
OATS	MT	4935	0	429	0
BLENDED FOOD PRODUCTS	MT	171	0	91	0
FRUITS AND PREPARATIONS	NA	---	---	9047	11945
FRESH	MT	1133	1067	858	906
CITRUS	MT	577	620	161	251
OTHER	MT	561	447	697	656
DRIED	MT	2958	2052	3333	5090
CANNED	MT	4277	4784	3487	3549
FRUIT JUICES	MLT	1814	2673	2202	3109
NUTS AND PREPARATIONS	NA	---	---	8282	21971
VEGETABLES & PREPARATIONS	NA	---	---	4765	5535
FRESH	MT	207	238	280	336
VEGETABLES-FROZEN	MT	127	89	118	75
PULSES	MT	1346	4635	829	1781
DRIED BEANS	MT	943	4231	542	1553
DRIED PEAS	MT	246	1	192	1
DRIED LENTILS	MT	157	403	96	227
CANNED	MT	3526	2775	1970	1480
HOPS-INC EXTRACT EQ	MT	13	0	29	0
FEEDS,FODDERS-EX OILCAKE	NA	---	---	2610	3347
CORN BYPRODUCTS	MT				
ALFALFA MEAL AND CUBES	MT				
OILSEEDS AND PRODUCTS	NA	---	---	60682	51403
OILCAKE AND MEAL	MT	83227	25504	17502	5585
SOYBEAN	MT	83227	25504	17502	5585
OILSEEDS	NA	---	---	37087	45876
SOYBEANS	MT	59780	117678	16319	30176
OILS AND WAXES-VEG	MT	8849	150	6009	185
OILS-SOYA,COTTONSEED	MT	7083	2	4158	3
SOYBEAN	MT	1499	1	822	0
COTTONSEED	MT	5588	2	3336	3
TOBACCO,UNMANUFACTURED	MT	11259	8478	42294	35052
BURLEY	MT	2978	2544	14829	13408
FLUE-CURED	MT	3281	2967	19268	13831
COTTON-EX LINTERS	MT	19708	18451	35119	28448
COTTON LINTERS	MT	257	38	100	11
ESSENTIAL OILS	MT	369	503	1632	2097
SEEDS-FIELD AND GARDEN	NA	---	---	541	789
OTHER VEGETABLE PRODS	NA	---	---	1839	3098

TABLE 1--U.S. AGRICULTURAL EXPORTS: QUANTITY AND VALUE, COUNTRY BY COMMODITY GROUP, FISCAL YEARS 1978 AND 1979

COUNTRY AND COMMODITY GROUP	UNIT	QUANTITY 1978	QUANTITY 1979	VALUE 1978 $1,000	VALUE 1979 $1,000
455 POLAND					
TOTAL	---	---	---	522928	450332
ANIMALS & ANIMAL PRODUCTS	NA	---	---	14499	25760
ANIMALS-LIVE,EX POULTRY	NA	---	---	71	7
CATTLE	MNO	0	0	71	7
MEATS AND MEAT PRODUCTS	MT	11	35	44	63
MEATS-FRESH,FROZEN	MT	7	0	28	0
BEEF AND VEAL	MT				
PORK	MT	7	0	28	0
VARIETY MEATS	MT				
MEATS-PREP,PRES	MT	4	35	16	63
BEEF	MT				
PORK	MT	4	35	15	63
POULTRY & POULTRY PRODS	NA	---	---	3	0
POULTRY-LIVE	NA	---	---		
BABY CHICKS-BREEDER	MNO				
BABY CHICKS-EX BRDR	MNO				
POULTRY MEATS	MT				
POULTRY MEAT-FR,FRZ	MT				
CHICKENS	MT				
TURKEYS	MT				
POULTRY MEATS-PREP	MT				
EGGS	NA	---	---	3	0
DAIRY PRODUCTS	NA	---	---	135	250
EVAP & COND MILK	MT				
NONFAT DRY MILK	MT				
BUTTER & ANHYDROUS	MT				
CHEESE	MT				
FATS,OILS AND GREASES	MT	9995	8046	4184	4560
LARD	MT				
TALLOW-INEDIBLE	MT	9995	8046	4184	4560
HIDES AND SKINS	NA	---	---	9662	20450
CATTLE HIDES	MNO	328	484	6642	17817
CATTLE HIDES-WHOLE	MNO	326	484	6642	17817
FURSKINS	NA	---	---	90	0
OTHER ANIMAL PRODUCTS	NA	---	---	380	430
GRAINS AND PREPARATIONS	NA	---	---	301052	275745
WHEAT AND PRODUCTS	MT	578282	575252	66815	87906
WHEAT AND WHEAT FLOUR	MT	578282	575252	66815	87906
WHEAT	MT	578282	575252	66815	87906
WHEAT FLOUR-GR EQ	MT				
BULGUR & ROLLED WHEAT	MT				
RICE	MT	0	34911	0	9334
FEED GRAINS & PRODUCTS	MT	2356680	1652501	234237	178442
FEED GRAINS	MT	2356680	1652501	234237	178442
BARLEY	MT	145498	52726	13515	4998
CORN	MT	1827876	1463358	182195	158882
GRAIN SORGHUMS	MT	383306	136417	38529	14562
OATS	MT				
BLENDED FOOD PRODUCTS	MT				
FRUITS AND PREPARATIONS	NA	---	---	6402	7402
FRESH	MT	23646	20830	5954	7305
CITRUS	MT	23646	20798	5954	7288
OTHER	MT	0	32	0	17
DRIED	MT	19	0	15	0
CANNED	MT				
FRUIT JUICES	MLT	440	230	433	97
NUTS AND PREPARATIONS	NA	---	---	2565	0
VEGETABLES & PREPARATIONS	NA	---	---	20	138
FRESH	MT				
VEGETABLES-FROZEN	MT				
PULSES	MT	0	98	0	79
DRIED BEANS	MT	0	18	0	43
DRIED PEAS	MT				
DRIED LENTILS	MT	0	80	0	36
CANNED	MT	3	4	10	24
HOPS-INC EXTRACT EQ	MT				
FEEDS,FODDERS-EX OILCAKE	NA	---	---	0	185
CORN BYPRODUCTS	MT				
ALFALFA MEAL AND CUBES	MT				
OILSEEDS AND PRODUCTS	NA	---	---	174131	103682
OILCAKE AND MEAL	MT	604413	281003	122156	59533
SOYBEAN	MT	493318	245033	103471	52818
OILSEEDS	NA	---	---	38348	20542
SOYBEANS	MT	129937	72709	34132	19692
OILS AND WAXES-VEG	MT	18246	28331	8172	18481
OILS-SOYA,COTTONSEED	MT	1514	23792	930	14907
SOYBEAN	MT	1514	23792	930	14907
COTTONSEED	MT				
TOBACCO,UNMANUFACTURED	MT	2350	2987	8918	12359
BURLEY	MT	500	0	2205	0
FLUE-CURED	MT	1343	2603	6097	12129
COTTON-EX LINTERS	MT	10329	15537	14160	23461
COTTON LINTERS	MT				
ESSENTIAL OILS	MT	4	0	29	0
SEEDS-FIELD AND GARDEN	NA	---	---	455	662
OTHER VEGETABLE PRODS	NA	---	---	697	738

GRAINS & PREP---CONTINUED

TABLE 1--U.S. AGRICULTURAL EXPORTS: QUANTITY AND VALUE, COUNTRY BY COMMODITY GROUP, FISCAL YEARS 1978 AND 1979

COUNTRY AND COMMODITY GROUP	UNIT	QUANTITY 1978	QUANTITY 1979	VALUE 1978 $1,000	VALUE 1979 $1,000
401 U.S.S.R					
TOTAL	---	---	---	1796554	2067714
ANIMALS & ANIMAL PRODUCTS	NA	---	---	27029	50142
ANIMALS-LIVE,EX POULTRY	NA	---	---	420	791
CATTLE	HNO	0	1	270	695
MEATS AND MEAT PRODUCTS	MT	0	1	0	2
MEATS-FRESH,FROZEN	MT				
BEEF AND VEAL	MT				
PORK	MT				
VARIETY MEATS	MT				
MEATS-PREP,PRES	MT	0	1	0	2
BEEF	MT				
PORK	MT	0	1	0	2
POULTRY & POULTRY PRODS	NA	---	---		
POULTRY-LIVE	NA	---	---		
BABY CHICKS-BREEDER	HNO				
BABY CHICKS-EX BROR	HNO				
POULTRY MEATS	MT				
POULTRY MEAT-FR,FRZ	MT				
CHICKENS	MT				
TURKEYS	MT				
POULTRY MEATS-PREP	MT				
EGGS	NA	---	---		
DAIRY PRODUCTS	NA	---	---		
EVAP & COND MILK	MT				
NONFAT DRY MILK	MT				
BUTTER & ANHYDROUS	MT				
CHEESE	MT				
FATS,OILS AND GREASES	MT	43706	84923	18744	47944
LARD	MT				
TALLOW-INEDIBLE	MT	43706	84923	18744	47944
HIDES AND SKINS	NA	---	---	7862	818
CATTLE HIDES	HNO	287	24	7862	818
CATTLE HIDES-WHOLE	HNO	287	24	7862	818
FURSKINS	NA	---	---		
OTHER ANIMAL PRODUCTS	NA	---	---	4	587
GRAINS AND PREPARATIONS	NA	---	---	1524710	1673089
WHEAT AND PRODUCTS	MT	3413912	3840692	412945	538599
WHEAT AND WHEAT FLOUR	MT	3413912	3840692	412945	538599
WHEAT	MT	3413912	3840692	412945	538599
WHEAT FLOUR-GR EQ	MT				
BULGUR & ROLLED WHEAT	MT				
RICE	MT	32866	11444	11948	4908
GRAINS & PREP---CONTINUED					
FEED GRAINS & PRODUCTS	MT	10458108	9918943	1099817	1129581
FEED GRAINS	MT	10458108	9918943	1099817	1129581
BARLEY	MT	0	69765	0	9315
CORN	MT	10458108	9849178	1099817	1120266
GRAIN SORGHUMS	MT				
OATS	MT				
BLENDED FOOD PRODUCTS	MT				
FRUITS AND PREPARATIONS	NA	---	---	4787	2799
FRESH	MT	12486	7369	3075	2798
CITRUS	MT	12486	7367	3075	2796
OTHER	MT	0	2	0	3
DRIED	MT	1727	0	1712	0
CANNED	MT				
FRUIT JUICES	MLT				
NUTS AND PREPARATIONS	NA	---	---	12716	755
VEGETABLES & PREPARATIONS	NA	---	---	3014	8188
FRESH	MT	0	1	0	1
VEGETABLES-FROZEN	MT				
PULSES	MT				
DRIED BEANS	MT				
DRIED PEAS	MT				
DRIED LENTILS	MT				
CANNED	MT	7	0	14	2
HOPS-INC EXTRACT EQ	MT	1675	3416	3401	8184
FEEDS,FODDERS-EX OILCAKE	NA	---	---		
CORN BYPRODUCTS	MT				
ALFALFA MEAL AND CUBES	MT				
OILSEEDS AND PRODUCTS	NA	---	---	220305	331808
OILCAKE AND MEAL	MT	152	26979	91	6744
SOYBEAN	MT	0	26979	0	6744
OILSEEDS	NA	---	---	217622	321799
SOYBEANS	MT	744180	1177662	199738	321393
OILS & WAXES-VEG	MT	7	0	6	0
OILS-SOYA,COTTONSEED	MT	0	0	1	0
SOYBEAN	MT				
COTTONSEED	MT	0	0	1	0
TOBACCO,UNMANUFACTURED	MT	216	188	867	628
BURLEY	MT				
FLUE-CURED	MT	0	94	0	414
COTTON-EX LINTERS	MT				
COTTON LINTERS	MT				
ESSENTIAL OILS	MT				
SEEDS-FIELD AND GARDEN	NA	---	---	2567	72
OTHER VEGETABLE PRODS	NA	---	---	160	34

TABLE I--U.S. AGRICULTURAL EXPORTS: QUANTITY AND VALUE, COUNTRY BY COMMODITY GROUP, FISCAL YEARS 1978 AND 1979

COUNTRY AND COMMODITY GROUP	UNIT	QUANTITY 1978	QUANTITY 1979	VALUE 1978 $1,000	VALUE 1979 $1,000
487 AZORES					
TOTAL	---	---	---	1329	1886
ANIMALS & ANIMAL PRODUCTS	NA	---	---	8	5
ANIMALS-LIVE,EX POULTRY	NA	---	---		
CATTLE	HNO				
MEATS AND MEAT PRODUCTS	MT				
MEATS-FRESH,FROZEN	MT				
BEEF AND VEAL	MT				
PORK	MT				
VARIETY MEATS	MT				
MEATS-PREP,PRES	MT				
BEEF	MT				
PORK	MT				
POULTRY & POULTRY PRODS	NA	---	---		
POULTRY-LIVE	NA	---	---		
BABY CHICKS-BREEDER	HNO				
BABY CHICKS-EX BRDR	HNO				
POULTRY MEATS	MT				
POULTRY MEAT-FR,FRZ	MT				
CHICKENS	MT				
TURKEYS	MT				
POULTRY MEATS-PREP	MT				
EGGS	NA	---	---		
DAIRY PRODUCTS	NA	---	---		
EVAP & COND MILK	MT				
NONFAT DRY MILK	MT				
BUTTER & ANHYDROUS	MT				
CHEESE	MT				
FATS,OILS AND GREASES	MT				
LARD	MT				
TALLOW-INEDIBLE	MT				
HIDES AND SKINS	NA	---	---		
CATTLE HIDES	HNO				
CATTLE HIDES-WHOLE	HNO				
FURSKINS	NA	---	---		
OTHER ANIMAL PRODUCTS	NA	---	---	8	5
GRAINS AND PREPARATIONS	NA	---	---	753	0
WHEAT AND PRODUCTS	MT				
WHEAT AND WHEAT FLOUR	MT				
WHEAT	MT				
WHEAT FLOUR-GR EQ	MT				
BULGUR & ROLLED WHEAT	MT				
RICE	MT				
GRAINS & PREP---CONTINUED					

COMMODITY GROUP	UNIT	QUANTITY 1978	QUANTITY 1979	VALUE 1978 $1,000	VALUE 1979 $1,000
FEED GRAINS & PRODUCTS	MT	8000	0	753	0
FEED GRAINS	MT	8000	0	753	0
BARLEY	MT				
CORN	MT	8000	0	753	0
GRAIN SORGHUMS	MT				
OATS	MT				
BLENDED FOOD PRODUCTS	MT				
FRUITS AND PREPARATIONS	NA	---	---	0	2
FRESH	MT				
CITRUS	MT				
OTHER	MT				
DRIED	MT				
CANNED	MT	0	2	0	2
FRUIT JUICES	MLT				
NUTS AND PREPARATIONS	NA	---	---		
VEGETABLES & PREPARATIONS	NA	---	---	2	0
FRESH	MT				
VEGETABLES-FROZEN	MT	2	0	2	0
PULSES	MT				
DRIED BEANS	MT				
DRIED PEAS	MT				
DRIED LENTILS	MT				
CANNED	MT				
HOPS-INC EXTRACT EQ	MT				
FEEDS,FODDERS-EX OILCAKE	NA	---	---		
CORN BYPRODUCTS	MT				
ALFALFA MEAL AND CUBES	MT				
OILSEEDS AND PRODUCTS	NA	---	---	516	1876
OILCAKE AND MEAL	MT				
SOYBEAN	MT				
OILSEEDS	NA	---	---	516	1875
SOYBEANS	MT				
OILS AND WAXES-VEG	MT	0	3	0	1
OILS-SOYA,COTTONSEED	MT				
SOYBEAN	MT				
COTTONSEED	MT				
TOBACCO,UNMANUFACTURED	MT	1	0	6	0
BURLEY	MT				
FLUE-CURED	MT				
COTTON-EX LINTERS	MT				
COTTON LINTERS	MT				
ESSENTIAL OILS	MT				
SEEDS-FIELD AND GARDEN	NA	---	---	25	0
OTHER VEGETABLE PRODS	NA	---	---	19	3

TABLE 1--U.S. AGRICULTURAL EXPORTS: QUANTITY AND VALUE, COUNTRY BY COMMODITY GROUP, FISCAL YEARS 1978 AND 1979

COUNTRY AND COMMODITY GROUP	UNIT	QUANTITY 1978	QUANTITY 1979	VALUE 1978 $1,000	VALUE 1979 $1,000
469 SPAIN					
TOTAL	---	---	---	754811	828275
ANIMALS & ANIMAL PRODUCTS	NA	---	---	40380	68800
ANIMALS-LIVE,EX POULTRY	NA	---	---	232	199
CATTLE	HNO	0	0	199	156
MEATS AND MEAT PRODUCTS	MT	975	1350	898	1514
MEATS-FRESH,FROZEN	MT	973	1282	868	1389
BEEF AND VEAL	MT	27	3	132	10
PORK	MT	89	108	79	231
VARIETY MEATS	MT	842	1170	615	1144
MEATS-PREP,PRES	MT	2	68	30	125
BEEF	MT	1	42	24	65
PORK	MT	1	8	4	24
POULTRY & POULTRY PRODS	NA	---	---	2010	1482
POULTRY-LIVE	NA	---	---	1677	1365
BABY CHICKS-BREEDER	HNO	345	278	1675	1354
BABY CHICKS-EX BRDR	HNO	1	4	1	11
POULTRY MEATS	MT	88	17	271	24
POULTRY MEAT-FR,FRZ	MT	58	17	78	24
CHICKENS	MT	52	17	61	24
TURKEYS	MT				
POULTRY MEATS-PREP	MT	30	0	193	0
EGGS	NA	---	---	61	92
DAIRY PRODUCTS	NA	---	---	211	603
EVAP & COND MILK	MT	23	53	17	27
NONFAT DRY MILK	MT	0	34	0	19
BUTTER & ANHYDROUS	MT	1	0	4	0
CHEESE	MT				
FATS,OILS AND GREASES	MT	29333	43060	12252	21250
LARD	MT				
TALLOW-INEDIBLE	MT	29276	39941	12152	19641
HIDES AND SKINS	NA	---	---	22070	40521
CATTLE HIDES	HNO	841	974	17641	34167
CATTLE HIDES--WHOLE	HNO	828	927	17418	32866
FURSKINS	NA	---	---	2607	5893
OTHER ANIMAL PRODUCTS	NA	---	---	2706	3231
GRAINS AND PREPARATIONS	NA	---	---	215418	225789
WHEAT AND PRODUCTS	MT	95294	112274	12833	15564
WHEAT AND WHEAT FLOUR	MT	95294	112274	12833	15564
WHEAT	MT	95294	112274	12833	15564
WHEAT FLOUR-GR EQ	MT				
BULGUR & ROLLED WHEAT	MT				
RICE	MT	0	5254	0	1187

GRAINS & PREP---CONTINUED

COMMODITY GROUP	UNIT	QUANTITY 1978	QUANTITY 1979	VALUE 1978 $1,000	VALUE 1979 $1,000
FEED GRAINS & PRODUCTS	MT	1926840	1845974	201244	208257
FEED GRAINS	MT	1926798	1845949	201222	208244
BARLEY	MT				
CORN	MT	1669001	1746226	177875	196790
GRAIN SORGHUMS	MT	257797	99723	23347	11453
OATS	MT				
BLENDED FOOD PRODUCTS	MT				
FRUITS AND PREPARATIONS	NA	---	---	1954	2228
FRESH	MT				
CITRUS	MT				
OTHER	MT				
DRIED	MT	1516	1969	1923	2169
CANNED	MT	25	45	25	40
FRUIT JUICES	MLT	14	36	7	18
NUTS AND PREPARATIONS	NA	---	---	6759	20796
VEGETABLES & PREPARATIONS	NA	---	---	8189	5739
FRESH	MT				
VEGETABLES-FROZEN	MT	6	3	1	5
PULSES	MT	4902	7566	2796	3720
DRIED BEANS	MT	2610	2959	1527	1472
DRIED PEAS	MT	1074	1527	435	573
DRIED LENTILS	MT	1218	3080	834	1670
CANNED	MT	56	93	51	46
HOPS-INC EXTRACT EQ	MT	0	61	0	341
FEEDS,FODDERS-EX OILCAKE	NA	---	---	438	1578
CORN BYPRODUCTS	MT	38	58	18	18
ALFALFA MEAL-AND CUBES	MT				
OILSEEDS AND PRODUCTS	NA	---	---	433039	861977
OILCAKE AND MEAL	MT	237692	255535	48305	59512
SOYBEAN	MT	237283	253582	48125	58963
OILSEEDS	NA	---	---	383385	599748
SOYBEANS	MT	1563996	1488519	370634	393397
OILS AND WAXES-VEG	MT	62	33	78	43
OILS-SOYA,COTTONSEED	MT				
SOYBEAN	MT				
COTTONSEED	MT				
TOBACCO,UNMANUFACTURED	MT	6344	2702	26250	11077
BURLEY	MT	91	2	355	6
FLUE-CURED	MT	5179	2700	21581	11071
COTTON-EX LINTERS	MT	12761	14092	20516	21925
COTTON LINTERS	MT				
ESSENTIAL OILS	MT	71	166	733	1233
SEEDS-FIELD AND GARDEN	NA	---	---	8539	3870
OTHER VEGETABLE PRODS	NA	---	---	2796	3560

TABLE 1--U.S. AGRICULTURAL EXPORTS: QUANTITY AND VALUE, COUNTRY BY COMMODITY GROUP, FISCAL YEARS 1978 AND 1979

COUNTRY AND COMMODITY GROUP	UNIT	QUANTITY 1978	QUANTITY 1979	VALUE 1978 $1,000	VALUE 1979 $1,000
471 PORTUGAL					
TOTAL	---	---	---	379599	435902
ANIMALS & ANIMAL PRODUCTS	NA	---	---	5701	11689
ANIMALS-LIVE,EX POULTRY	NA	---	---	109	0
CATTLE	HNO	0	0	109	0
MEATS AND MEAT PRODUCTS	MT	36	26	147	58
MEATS-FRESH,FROZEN	MT	32	21	130	53
BEEF AND VEAL	MT	32	0	128	23
PORK	MT				
VARIETY MEATS	MT	0	1	2	4
MEATS-PREP,PRES	MT	4	5	17	5
BEEF	MT	1	0	12	0
PORK	MT	3	0	5	0
POULTRY & POULTRY PRODS	NA	---	---	207	236
POULTRY-LIVE	NA	---	---	67	90
BABY CHICKS-BREEDER	HNO	30	40	67	77
BABY CHICKS-EX BRDR	HNO				
POULTRY MEATS	MT	47	38	140	146
POULTRY MEAT-FR,FRZ	MT	45	38	129	146
CHICKENS	MT	1	7	7	44
TURKEYS	MT	28	31	101	101
POULTRY MEATS-PREP	MT	2	0	11	0
EGGS	NA	---	---		
DAIRY PRODUCTS	NA	---	---	12	7
EVAP & COND MILK	MT	5	0	4	0
NONFAT DRY MILK	MT				
BUTTER & ANHYDROUS	MT				
CHEESE	MT				
FATS,OILS AND GREASES	MT	5114	9372	2267	5135
LARD	MT	1	0	1	0
TALLOW-INEDIBLE	MT	5109	9362	2254	5121
HIDES AND SKINS	NA	---	---	2343	5364
CATTLE HIDES	HNO	103	171	2249	5330
CATTLE HIDES-WHOLE	HNO	100	156	2189	5049
FURSKINS	NA	---	---	12	10
OTHER ANIMAL PRODUCTS	NA	---	---	615	869
GRAINS AND PREPARATIONS	NA	---	---	242120	284777
WHEAT AND PRODUCTS	MT	425075	626232	49705	94949
WHEAT AND WHEAT FLOUR	MT	425075	626232	49705	94949
WHEAT	MT	425070	626158	49703	94936
WHEAT FLOUR-GR EQ	MT	5	74	2	13
BULGUR & ROLLED WHEAT	MT				
RICE	MT	27182	49524	9575	14043

GRAINS & PREP---CONTINUED

COMMODITY GROUP	UNIT	QUANTITY 1978	QUANTITY 1979	VALUE 1978 $1,000	VALUE 1979 $1,000
FEED GRAINS & PRODUCTS	MT	1822472	1571125	182710	175614
FEED GRAINS	MT	1822472	1571125	182710	175613
BARLEY	MT	2750	0	633	0
CORN	MT	1564363	1520885	159062	170683
GRAIN SORGHUMS	MT	255359	50240	23016	4971
OATS	MT				
BLENDED FOOD PRODUCTS	MT	90	0	26	0
FRUITS AND PREPARATIONS	NA	---	---	20	110
FRESH	MT	1	19	1	7
CITRUS	MT	1	19	1	7
OTHER	MT				
DRIED	MT	5	0	5	0
CANNED	MT	7	28	5	13
FRUIT JUICES	MLT	0	65	0	85
NUTS AND PREPARATIONS	NA	---	---	9	27
VEGETABLES & PREPARATIONS	NA	---	---	506	721
FRESH	MT				
VEGETABLES-FROZEN	MT	17	17	17	15
PULSES	MT	596	554	286	262
DRIED BEANS	MT	427	471	194	211
DRIED PEAS	MT	169	83	94	52
DRIED LENTILS	MT				
CANNED	MT	70	54	59	46
HOPS-INC EXTRACT EQ	MT	0	45	0	132
FEEDS,FODDERS-EX OILCAKE	NA	---	---	198	403
CORN BYPRODUCTS	MT	335	435	124	201
ALFALFA MEAL AND CUBES	MT				
OILSEEDS AND PRODUCTS	NA	---	---	107908	126262
OILCAKE AND MEAL	MT	81691	128303	17309	29189
SOYBEAN	MT	81691	128303	17309	29189
OILSEEDS	NA	---	---	90944	96783
SOYBEANS	MT	189025	173694	45204	47453
OILS AND WAXES-VEG	MT	14	12	32	28
OILS-SOYA,COTTONSEED	MT	3	2	2	0
SOYBEAN	MT	0	2	0	0
COTTONSEED	MT	3	0	2	0
TOBACCO,UNMANUFACTURED	MT				
BURLEY	MT				
FLUE-CURED	MT				
COTTON-EX LINTERS	MT	9545	7045	22354	11124
COTTON LINTERS	MT				
ESSENTIAL OILS	MT	20	17	159	110
SEEDS-FIELD AND GARDEN	NA	---	---	341	302
OTHER VEGETABLE PRODS	NA	---	---	288	377

TABLE 1 --U.S. AGRICULTURAL EXPORTS: QUANTITY AND VALUE, COUNTRY BY COMMODITY GROUP, FISCAL YEARS 1978 AND 1979

COUNTRY AND COMMODITY GROUP	UNIT	QUANTITY 1978	QUANTITY 1979	VALUE 1978 $1,000	VALUE 1979 $1,000
472 GIBRALTAR					
TOTAL	---	---	---	188	200
ANIMALS & ANIMAL PRODUCTS	NA	---	---	60	126
ANIMALS-LIVE,EX POULTRY	NA	---	---		
CATTLE	NNO				
MEATS AND MEAT PRODUCTS	MT	4	12	4	36
MEATS-FRESH,FROZEN	MT	4	12	4	36
BEEF AND VEAL	MT	0	11	0	33
PORK	MT				
VARIETY MEATS	MT	4	1	4	3
MEATS-PREP,PRES	MT				
BEEF	MT				
PORK	MT				
POULTRY & POULTRY PRODS	NA	---	---	56	90
POULTRY-LIVE	NA	---	---		
HATCHY CHICKS-BREEDER	HNO				
BABY CHICKS-EX BRDR	HNO				
POULTRY MEATS	MT	33	42	53	90
POULTRY MEAT-FR,FRZ	MT	33	42	53	90
CHICKENS	MT	33	42	53	90
TURKEYS	MT				
POULTRY MEATS-PREP	MT				
EGGS	NA	---	---	3	0
DAIRY PRODUCTS	NA	---	---		
EVAP & COND MILK	MT				
NONFAT DRY MILK	MT				
BUTTER & ANHYDROUS	MT				
CHEESE	MT				
FATS,OILS AND GREASES	MT				
LARD	MT				
TALLOW-INEDIBLE	MT				
HIDES AND SKINS	NA	---	---		
CATTLE HIDES	MNO				
CATTLE HIDES-WHOLE	MNO				
FURSKINS	NA	---	---		
OTHER ANIMAL PRODUCTS	NA	---	---		
GRAINS AND PREPARATIONS	NA	---	---	18	16
WHEAT AND PRODUCTS	MT				
WHEAT AND WHEAT FLOUR	MT				
WHEAT	MT				
WHEAT FLOUR-GR EQ	MT				
BULGUR & ROLLED WHEAT	MT				
RICE	MT	20	19	18	16

GRAINS & PREP---CONTINUED

COMMODITY GROUP	UNIT	QUANTITY 1978	QUANTITY 1979	VALUE 1978 $1,000	VALUE 1979 $1,000
FEED GRAINS & PRODUCTS	MT				
FEED GRAINS	MT				
BARLEY	MT				
CORN	MT				
GRAIN SORGHUMS	MT				
OATS	MT				
BLENDED FOOD PRODUCTS	MT				
FRUITS AND PREPARATIONS	NA	---	---	25	1
FRESH	MT	33	0	9	0
CITRUS	MT	33	0	9	0
OTHER	MT				
DRIED	MT	15	0	16	0
CANNED	MT				
FRUIT JUICES	MLT	0	1	0	1
NUTS AND PREPARATIONS	NA	---	---	19	29
VEGETABLES & PREPARATIONS	NA	---	---	27	28
FRESH	MT				
VEGETABLES-FROZEN	MT				
PULSES	MT	0	18	0	7
DRIED BEANS	MT	0	18	0	7
DRIED PEAS	MT				
DRIED LENTILS	MT				
CANNED	MT	37	29	27	21
HOPS-INC EXTRACT EQ	MT				
FEEDS,FODDERS-EX OILCAKE	NA	---	---		
CORN BYPRODUCTS	MT				
ALFALFA MEAL AND CUBES	MT				
OILSEEDS AND PRODUCTS	NA	---	---		
OILCAKE AND MEAL	MT				
SOYBEAN	MT				
OILSEEDS	NA	---	---		
SOYBEANS	MT				
OILS AND MAKES-VEG	MT				
OILS-SOYA,COTTONSEED	MT				
SOYBEAN	MT				
COTTONSEED	MT				
TOBACCO,UNMANUFACTURED	MT				
BURLEY	MT				
FLUE-CURED	MT				
COTTON-EX LINTERS	MT				
COTTON LINTERS	MT				
ESSENTIAL OILS	MT				
SEEDS-FIELD AND GARDEN	NA	---	---		
OTHER VEGETABLE PRODS	NA	---	---		

TABLE 1--U.S. AGRICULTURAL EXPORTS: QUANTITY AND VALUE, COUNTRY BY COMMODITY GROUP, FISCAL YEARS 1978 AND 1979

COUNTRY AND COMMODITY GROUP	UNIT	QUANTITY 1978	QUANTITY 1979	VALUE 1978 $1,000	VALUE 1979 $1,000
473 MALTA-GOZO					
TOTAL	---	---	---	15846	9508
ANIMALS & ANIMAL PRODUCTS	NA	---	---	266	860
ANIMALS-LIVE,EX POULTRY	NA	---	---		
CATTLE	HNO				
MEATS AND MEAT PRODUCTS	MT	5	51	9	65
MEATS-FRESH,FROZEN	MT	0	10	0	7
BEEF AND VEAL	MT				
PORK	MT				
VARIETY MEATS	MT	0	10	0	7
MEATS-PREP,PRES	MT	5	41	9	58
BEEF	MT	0	2	1	5
PORK	MT	0	0	1	0
POULTRY & POULTRY PRODS	NA	---	---	239	668
POULTRY-LIVE	NA	---	---		
BABY CHICKS-BREEDER	HNO				
BABY CHICKS-EX BRDR	HNO				
POULTRY MEATS	MT	183	425	239	668
POULTRY MEAT-FR,FRZ	MT	159	425	237	667
CHICKENS	MT	138	402	202	612
TURKEYS	MT	21	11	35	15
POULTRY MEATS-PREP	MT	4	0	2	1
EGGS	NA	---	---		
DAIRY PRODUCTS	NA	---	---	18	0
EVAP & COND MILK	MT				
NONFAT DRY MILK	MT				
BUTTER & ANHYDROUS	MT				
CHEESE	MT				
FATS,OILS AND GREASES	MT				
LARD	MT				
TALLOW-INEDIBLE	MT				
HIDES AND SKINS	NA	---	---	0	123
CATTLE HIDES	HNO				
CATTLE HIDES-WHOLE	HNO				
FURSKINS	NA	---	---	0	123
OTHER ANIMAL PRODUCTS	NA	---	---		
GRAINS AND PREPARATIONS	NA	---	---	8459	7150
WHEAT AND PRODUCTS	MT	33374	22196	3956	2995
WHEAT AND WHEAT FLOUR	MT	33374	22196	3956	2995
WHEAT	MT	33374	22196	3956	2995
WHEAT FLOUR-GR EQ	MT				
BULGUR & ROLLED WHEAT	MT				
RICE	MT	153	223	95	90
FEED GRAINS & PRODUCTS	MT	46113	37899	4378	4041
FEED GRAINS	MT	46106	37899	4375	4041
BARLEY	MT	4081	0	285	0
CORN	MT	42027	37899	4091	4041
GRAIN SORGHUMS	MT				
OATS	MT				
BLENDED FOOD PRODUCTS	MT				
FRUITS AND PREPARATIONS	NA	---	---	178	109
FRESH	MT				
CITRUS	MT				
OTHER	MT				
DRIED	MT	9	0	10	0
CANNED	MT	134	110	142	103
FRUIT JUICES	MLT	28	47	27	6
NUTS AND PREPARATIONS	NA	---	---	33	54
VEGETABLES & PREPARATIONS	NA	---	---	210	82
FRESH	MT	5	0	4	0
VEGETABLES-FROZEN	MT	2	11	1	5
PULSES	MT	8	5	2	5
DRIED BEANS	MT	4	5	2	5
DRIED PEAS	MT	1	0	1	0
DRIED LENTILS	MT				
CANNED	MT	135	88	145	83
HOPS-INC EXTRACT EQ	MT				
FEEDS,FODDERS-EX OILCAKE	NA	---	---	8	0
CORN BYPRODUCTS	MT				
ALFALFA MEAL AND CUBES	MT				
OILSEEDS AND PRODUCTS	NA	---	---	6632	1141
OILCAKE AND MEAL	MT	38730	8803	6608	1112
SOYBEAN	MT	38730	8803	6608	1112
OILSEEDS	NA	---	---		
SOYBEANS	MT				
OILS AND WAXES-VLS	MT	21	29	24	29
OILS-SOYA,COTTONSEED	MT	1	3	1	3
SOYBEAN	MT	1	3	1	3
COTTONSEED	MT				
TOBACCO,UNMANUFACTURED	MT				
BURLEY	MT				
FLUE-CURED	MT				
COTTON-EX LINTERS	MT				
COTTON LINTERS	MT				
ESSENTIAL OILS	MT	0	3	0	43
SEEDS-FIELD AND GARDEN	NA	---	---	2	1
OTHER VEGETABLE PRODS	NA	---	---	84	68

GRAINS & PREP---CONTINUED

TABLE 1 --U.S. AGRICULTURAL EXPORTS: QUANTITY AND VALUE, COUNTRY BY COMMODITY GROUP, FISCAL YEARS 1978 AND 1979

COUNTRY AND COMMODITY GROUP	UNIT	QUANTITY 1978	QUANTITY 1979	VALUE 1978 $1,000	VALUE 1979 $1,000
475 ITALY					
TOTAL	---	---	---	928695	927400
ANIMALS & ANIMAL PRODUCTS	NA	---	---	63432	107218
ANIMALS-LIVE,EX POULTRY	NA	---	---	1206	2335
CATTLE	HNO	2	1	854	1538
MEATS AND MEAT PRODUCTS	MT	930	1668	1309	3007
MEATS-FRESH,FROZEN	MT	922	1659	1228	2892
BEEF AND VEAL	MT	3	48	40	204
PORK	MT				
VARIETY MEATS	MT	136	38	139	50
MEATS-PREP,PRES	MT	6	9	81	115
BEEF	MT	4	7	59	111
PORK	MT	0	1	0	2
POULTRY & POULTRY PRODS	NA	---	---	2613	3198
POULTRY-LIVE	NA	---	---	781	518
BABY CHICKS-BREEDER	HNO	430	235	779	515
BABY CHICKS-EX BROP	HNO				
POULTRY MEATS	MT	279	564	454	1077
POULTRY MEAT-FR,FRZ	MT	274	564	430	1071
CHICKENS	MT	0	124	2	230
TURKEYS	MT	263	440	407	841
POULTRY MEATS-PREP	MT	5	0	23	6
EGGS	NA	---	---	1355	1575
DAIRY PRODUCTS	NA	---	---	277	114
EVAP & COND MILK	MT				
NONFAT DRY MILK	MT				
BUTTER & ANHYDROUS	MT				
CHEESE	MT	21	0	44	0
FATS,OILS AND GREASES	MT	12692	1251	5230	743
LARD	MT				
TALLOW-INEDIBLE	MT	12102	578	4896	519
HIDES AND SKINS	NA	---	---	48752	92454
CATTLE HIDES	MNO	1120	1891	23963	53172
CATTLE HIDES-WHOLE	MNO	1104	1712	23763	51043
FURSKINS	NA	---	---	19803	28862
OTHER ANIMAL PRODUCTS	NA	---	---	4044	5367
GRAINS AND PREPARATIONS	NA	---	---	331586	229308
WHEAT AND PRODUCTS	MT	516609	285131	65364	37879
WHEAT AND WHEAT FLOUR	MT	515734	285131	65222	37879
WHEAT	MT	515734	285131	65222	37879
WHEAT FLOUR-GR EQ	MT				
BULGUR & ROLLED WHEAT	MT	915	0	142	0
RICE	MT	200810	149448	46248	26794
FEED GRAINS & PRODUCTS	MT	2073312	1498349	219223	162951
FEED GRAINS	MT	2073092	1498189	219155	162856
BARLEY	MT	10395	0	807	0
CORN	MT	2062669	1497861	218347	162833
GRAIN SORGHUMS	MT	28	328	2	23
OATS	MT				
BLENDED FOOD PRODUCTS	MT				
FRUITS AND PREPARATIONS	NA	---	---	8904	10272
FRESH	MT	476	694	168	295
CITRUS	MT	390	658	83	219
OTHER	MT	86	36	85	76
DRIED	MT	8280	7325	7997	8947
CANNED	MT	512	950	340	736
FRUIT JUICES	MLT	322	493	204	337
NUTS AND PREPARATIONS	NA	---	---	6328	8359
VEGETABLES & PREPARATIONS	NA	---	---	7089	6053
FRESH	MT	80	133	239	391
VEGETABLES-FROZEN	MT	5	9	6	2
PULSES	MT	11631	9994	6093	4722
DRIED BEANS	MT	7233	5984	3914	2799
DRIED PEAS	MT	1574	1624	454	609
DRIED LENTILS	MT	2824	2386	1525	1314
CANNED	MT	102	91	88	78
HOPS-INC EXTRACT EQ	MT				
FEEDS,FODDERS-EX OILCAKE	NA	---	---	1518	1640
CORN BYPRODUCTS	MT	853	198	371	93
ALFALFA MEAL AND CUBES	MT	0	161	0	9
OILSEEDS AND PRODUCTS	NA	---	---	382907	423925
OILCAKE AND MEAL	MT	742465	691384	145401	152087
SOYBEAN	MT	741608	691069	145145	151949
OILSEEDS	NA	---	---	234861	266003
SOYBEANS	MT	881657	880651	210431	222905
OILS AND WAXES-VEG	MT	3818	6665	3026	5332
OILS-SOYA,COTTONSEED	MT	89	4	69	6
SOYBEAN	MT	89	0	69	0
COTTONSEED	MT	0	4	0	6
TOBACCO,UNMANUFACTURED	MT	18811	15301	78686	67086
BURLEY	MT	8411	7826	33390	32503
FLUE-CURED	MT	10056	6020	44123	31659
COTTON-EX LINTERS	MT	17533	31957	30196	49929
COTTON LINTERS	MT	41	460	7	133
ESSENTIAL OILS	MT	47	115	1203	1694
SEEDS-FIELD AND GARDEN	NA	---	---	12659	15121
OTHER VEGETABLE PRODS	NA	---	---	4179	6702

GRAINS & PREP---CONTINUED

TABLE 1--U.S. AGRICULTURAL EXPORTS: QUANTITY AND VALUE, COUNTRY BY COMMODITY GROUP, FISCAL YEARS 1978 AND 1979

COUNTRY AND COMMODITY GROUP	UNIT	QUANTITY 1978	QUANTITY 1979	VALUE 1978 $1,000	VALUE 1979 $1,000
479 YUGOSLAVIA					
TOTAL	---	---	---	89582	231662
ANIMALS & ANIMAL PRODUCTS	NA	---	---	10701	15450
ANIMALS-LIVE,EX POULTRY	NA	---	---	1292	93
CATTLE	HNO	1	0	1292	93
MEATS AND MEAT PRODUCTS	MT	783	556	524	339
MEATS-FRESH,FROZEN	MT	781	556	503	330
BEEF AND VEAL	MT	0	2	0	24
PORK	MT				
VARIETY MEATS	MT	731	554	471	315
MEATS-PREP,PRES	MT	2	0	21	0
BEEF	MT				
PORK	MT				
POULTRY & POULTRY PRODS	NA	---	---	12	132
POULTRY-LIVE	NA	---	---	0	82
BABY CHICKS-BREEDER	HNO	0	24	0	82
BABY CHICKS-EX BRDR	HNO				
POULTRY MEATS	MT	1	4	11	50
POULTRY MEAT-FR,FRZ	MT	0	2	0	26
CHICKENS	MT				
TURKEYS	MT				
POULTRY MEATS-PREP	MT	1	2	11	30
EGGS	NA	---	---	1	0
DAIRY PRODUCTS	NA	---	---	23	20
EVAP & COND MILK	MT				
NONFAT DRY MILK	MT				
BUTTER & ANHYDROUS	MT				
CHEESE	MT				
FATS,OILS AND GREASES	MT				
LARD	MT				
TALLOW-INEDIBLE	MT				
HIDES AND SKINS	NA	---	---	8718	14812
CATTLE HIDES	HNO	451	682	8367	12904
CATTLE HIDES-WHOLE	HNO	451	658	8367	12012
FURSKINS	NA	---	---	0	8
OTHER ANIMAL PRODUCTS	NA	---	---	132	54
GRAINS AND PREPARATIONS	NA	---	---	7468	125769
WHEAT AND PRODUCTS	MT				
WHEAT AND WHEAT FLOUR	MT				
WHEAT	MT				
WHEAT FLOUR-GR ZO	MT				
BULGUR & ROLLED WHEAT	MT				
RICE	MT	17	0	34	0
GRAINS & PREP---CONTINUED					

COMMODITY GROUP	UNIT	QUANTITY 1978	QUANTITY 1979	VALUE 1978 $1,000	VALUE 1979 $1,000
FEED GRAINS & PRODUCTS	MT	72727	1095663	6915	125710
FEED GRAINS	MT	72727	1095655	6915	125706
BARLEY	MT				
CORN	MT	72727	953429	6915	111568
GRAIN SORGHUMS	MT	0	142226	0	14138
OATS	MT				
BLENDED FOOD PRODUCTS	MT				
FRUITS AND PREPARATIONS	NA	---	---	3	0
FRESH	MT	3	0	3	0
CITRUS	MT				
OTHER	MT	3	0	3	0
DRIED	MT				
CANNED	MT				
FRUIT JUICES	MLT				
NUTS AND PREPARATIONS	NA	---	---		
VEGETABLES & PREPARATIONS	NA	---	---	86	8823
FRESH	MT				
VEGETABLES-FROZEN	MT				
PULSES	MT	66	3980	81	2203
DRIED BEANS	MT	16	3870	23	2174
DRIED PEAS	MT				
DRIED LENTILS	MT	50	50	58	20
CANNED	MT	0	0	1	0
HOPS-INC EXTRACT EQ	MT				
FEEDS,FODDERS-EX OILCAKE	NA	---	---	256	458
CORN BYPRODUCTS	MT				
ALFALFA MEAL AND CUBES	MT				
OILSEEDS AND PRODUCTS	NA	---	---	67037	82700
OILCAKE AND MEAL	MT	113085	57087	22395	13764
SOYBEAN	MT	113067	57887	22303	13764
OILSEEDS	NA	---	---	44640	68418
SOYBEANS	MT	179665	236188	43477	68301
OILS AND WAXES-VEG	MT	1	7	2	9
OILS-SOYA,COTTONSEED	MT				
SOYBEAN	MT				
COTTONSEED	MT				
TOBACCO,UNMANUFACTURED	MT	836	638	2784	3101
BURLEY	MT	83	43	405	244
FLUE-CURED	MT	477	595	1800	2690
COTTON-EX LINTERS	MT				
COTTON LINTERS	MT				
ESSENTIAL OILS	MT	8	7	82	81
SEEDS-FIELD AND GARDEN	NA	---	---	152	232
OTHER VEGETABLE PRODS	NA	---	---	973	1598

TABLE 1 --U.S. AGRICULTURAL EXPORTS: QUANTITY AND VALUE, COUNTRY BY COMMODITY GROUP, FISCAL YEARS 1978 AND 1979

COUNTRY AND COMMODITY GROUP	UNIT	QUANTITY 1978	QUANTITY 1979	VALUE 1978 $1,000	VALUE 1979 $1,000
381 ALBANIA					
TOTAL	---	---	---	217	151
ANIMALS & ANIMAL PRODUCTS	NA	---	---	217	151
ANIMALS-LIVE,EX POULTRY	NA	---	---		
CATTLE	HNO				
MEATS AND MEAT PRODUCTS	MT				
MEATS-FRESH,FROZEN	MT				
BEEF AND VEAL	MT				
PORK	MT				
VARIETY MEATS	MT				
MEATS-PREP,PRES	MT				
BEEF	MT				
PORK	MT				
POULTRY & POULTRY PRODS	NA	---	---		
POULTRY-LIVE	NA	---	---		
BABY CHICKS-BREEDER	HNO				
BABY CHICKS-EX BRDR	HNO				
POULTRY MEATS	MT				
POULTRY MEAT-FR,FRZ	MT				
CHICKENS	MT				
TURKEYS	MT				
POULTRY MEATS-PREP	MT				
EGGS	NA	---	---		
DAIRY PRODUCTS	NA	---	---		
EVAP & COND MILK	MT				
NONFAT DRY MILK	MT				
BUTTER & ANHYDROUS	MT				
CHEESE	MT				
FATS,OILS AND GREASES	MT				
LARD	MT				
TALLOW-INEDIBLE	MT				
HIDES AND SKINS	NA	---	---	217	151
CATTLE HIDES	HNO	12	5	217	151
CATTLE HIDES-WHOLE	HNO	12	5	217	151
FURSKINS	NA	---	---		
OTHER ANIMAL PRODUCTS	NA	---	---		
GRAINS AND PREPARATIONS	NA	---	---		
WHEAT AND PRODUCTS	MT				
WHEAT AND WHEAT FLOUR	MT				
WHEAT	MT				
WHEAT FLOUR-GR EQ	MT				
BULGUR & ROLLED WHEAT	MT				
RICE	MT				
GRAINS & PREP---CONTINUED					

COMMODITY GROUP	UNIT	QUANTITY 1978	QUANTITY 1979	VALUE 1978 $1,000	VALUE 1979 $1,000
FEED GRAINS & PRODUCTS	MT				
FEED GRAINS	MT				
BARLEY	MT				
CORN	MT				
GRAIN SORGHUMS	MT				
OATS	MT				
BLENDED FOOD PRODUCTS	MT				
FRUITS AND PREPARATIONS	NA	---	---		
FRESH	MT				
CITRUS	MT				
OTHER	MT				
DRIED	MT				
CANNED	MT				
FRUIT JUICES	MLT				
NUTS AND PREPARATIONS	NA	---	---		
VEGETABLES & PREPARATIONS	NA	---	---		
FRESH	MT				
VEGETABLES-FROZEN	MT				
PULSES	MT				
DRIED BEANS	MT				
DRIED PEAS	MT				
DRIED LENTILS	MT				
CANNED	MT				
HOPS-INC EXTRACT EQ	MT				
FEEDS,FODDERS-EX OILCAKE	NA	---	---		
CORN BYPRODUCTS	MT				
ALFALFA MEAL AND CUBES	MT				
OILSEEDS AND PRODUCTS	NA	---	---		
OILCAKE AND MEAL	MT				
SOYBEAN	MT				
OILSEEDS	NA	---	---		
SOYBEANS	MT				
OILS AND WAXES-VEG	MT				
OILS-SOYA,COTTONSEED	MT				
SOYBEAN	MT				
COTTONSEED	MT				
TOBACCO,UNMANUFACTURED	MT				
BURLEY	MT				
FLUE-CURED	MT				
COTTON-EX LINTERS	MT				
COTTON LINTERS	MT				
ESSENTIAL OILS	MT				
SEEDS-FIELD AND GARDEN	NA	---	---		
OTHER VEGETABLE PRODS	NA	---	---		

TABLE 1--U.S. AGRICULTURAL EXPORTS: QUANTITY AND VALUE, COUNTRY BY COMMODITY GROUP, FISCAL YEARS 1978 AND 1979

COUNTRY AND COMMODITY GROUP	UNIT	QUANTITY 1978	QUANTITY 1979	VALUE 1978 $1,000	VALUE 1979 $1,000
484 GREECE					
TOTAL	---	---	---	161432	199990
ANIMALS & ANIMAL PRODUCTS	NA	---	---	6204	9119
ANIMALS-LIVE,EX POULTRY	NA	---	---	822	2
CATTLE	HNO	1	0	822	0
MEATS AND MEAT PRODUCTS	MT	124	106	323	514
MEATS-FRESH,FROZEN	MT	42	98	176	469
BEEF AND VEAL	MT	29	71	148	355
PORK	MT	0	0	1	0
VARIETY MEATS	MT	12	27	25	112
MEATS-PREP,PRES	MT	82	8	147	44
BEEF	MT	15	1	51	43
PORK	MT	0	0	1	0
POULTRY & POULTRY PRODS	NA	---	---	1403	1289
POULTRY-LIVE	NA	---	---	142	202
BABY CHICKS-BREEDER	HNO	60	85	142	187
BABY CHICKS-EX HRDR	HNO	0	4	0	13
POULTRY MEATS	MT	173	106	231	228
POULTRY MEAT-FR,FRZ	MT	160	95	178	179
CHICKENS	MT	59	18	39	22
TURKEYS	MT	97	63	130	106
POULTRY MEATS-PREP	MT	13	11	53	49
EGGS	NA	---	---	1029	860
DAIRY PRODUCTS	NA	---	---	79	91
EVAP & COND MILK	MT	4	0	2	0
NONFAT DRY MILK	MT				
BUTTER & ANHYDROUS	MT				
CHEESE	MT	17	19	42	50
FATS,OILS AND GREASES	MT	1727	2238	760	1317
LARD	MT				
TALLOW-INEDIBLE	MT	1726	2229	756	1306
HIDES AND SKINS	NA	---	---	2704	5803
CATTLE HIDES	HNO	106	137	2504	5414
CATTLE HIDES-WHOLE	HNO	106	137	2504	5414
FURSKINS	NA	---	---	104	338
OTHER ANIMAL PRODUCTS	NA	---	---	113	103
GRAINS AND PREPARATIONS	NA	---	---	105600	132506
WHEAT AND PRODUCTS	MT	2682	21	349	7
WHEAT AND WHEAT FLOUR	MT	2682	21	349	7
WHEAT	MT	2615	0	332	0
WHEAT FLOUR-GR EQ	MT	67	21	18	7
BULGUR & ROLLED WHEAT	MT				
RICE	MT	18	36	9	22
FEED GRAINS & PRODUCTS	MT	1045804	1185101	105154	132335
FEED GRAINS	MT	1045810	1184801	105060	132179
BARLEY	MT				
CORN	MT	1045810	1184801	105060	132179
GRAIN SORGHUMS	MT				
OATS	MT				
BLENDED FOOD PRODUCTS	MT				
FRUITS AND PREPARATIONS	NA	---	---	559	267
FRESH	MT				
CITRUS	MT				
OTHER	MT				
DRIED	MT	2	0	2	0
CANNED	MT	496	198	514	225
FRUIT JUICES	MLT	30	72	23	34
NUTS AND PREPARATIONS	NA	---	---	265	198
VEGETABLES & PREPARATIONS	NA	---	---	3783	6152
FRESH	MT				
VEGETABLES-FROZEN	MT	2	0	11	0
PULSES	MT	1245	8923	630	5255
DRIED BEANS	MT	413	1744	231	918
DRIED PEAS	MT	832	1801	399	949
DRIED LENTILS	MT	0	5328	0	3394
CANNED	MT	1768	636	1695	682
HOPS-INC EXTRACT EQ	MT	0	3	0	21
FEEDS,FODDERS-EX OILCAKE	NA	---	---	4662	6662
CORN BYPRODUCTS	MT	82	586	16	78
ALFALFA MEAL AND CUBES	MT				
OILSEEDS AND PRODUCTS	NA	---	---	26904	38264
OILCAKE AND MEAL	MT	39432	37366	7697	7698
SOYBEAN	MT	39432	37366	7697	7698
OILSEEDS	NA	---	---	19143	30304
SOYBEANS	MT	82930	110626	19108	30300
OILS AND WAXES-VEG	MT	43	189	47	265
OILS-SOYA,COTTONSEED	MT	0	12	0	8
SOYBEAN	MT				
COTTONSEED	MT	0	12	0	8
TOBACCO,UNMANUFACTURED	MT	51	14	228	17
BURLEY	MT	9	12	47	10
FLUE-CURED	MT	5	2	28	7
COTTON-EX LINTERS	MT	7618	2114	12406	3058
COTTON LINTERS	MT	1	0	5	0
ESSENTIAL OILS	MT	20	22	203	270
SEEDS-FIELD AND GARDEN	NA	---	---	624	1932
OTHER VEGETABLE PRODS	NA	---	---	988	1587

GRAINS & PREP---CONTINUED

TABLE 1--U.S. AGRICULTURAL EXPORTS: QUANTITY AND VALUE, COUNTRY BY COMMODITY GROUP, FISCAL YEARS 1978 AND 1979

COUNTRY AND COMMODITY GROUP	UNIT	QUANTITY 1978	QUANTITY 1979	VALUE 1978 $1,000	VALUE 1979 $1,000
485 ROMANIA					
TOTAL	---	---	---	133973	302367
ANIMALS & ANIMAL PRODUCTS	NA	---	---	33271	68001
ANIMALS-LIVE,EX POULTRY	NA	---	---	69	91
CATTLE	HNO				
MEATS AND MEAT PRODUCTS	MT	0	161	0	90
MEATS-FRESH,FROZEN	MT	0	161	0	90
BEEF AND VEAL	MT				
PORK	MT				
VARIETY MEATS	MT	0	161	0	90
MEATS-PREP,PRES	MT				
BEEF	MT				
PORK	MT				
POULTRY & POULTRY PRODS	NA	---	---	0	2
POULTRY-LIVE	NA	---	---	0	2
BABY CHICKS-BREEDER	HNO	0	1	0	2
BABY CHICKS-EX BRDR	HNO				
POULTRY MEATS	MT				
POULTRY MEAT-FR,FRZ	MT				
CHICKENS	MT				
TURKEYS	MT				
POULTRY MEATS-PREP	MT				
EGGS	NA	---	---		
DAIRY PRODUCTS	NA	---	---		
EVAP & COND MILK	MT				
NONFAT DRY MILK	MT				
BUTTER & ANHYDROUS	MT				
CHEESE	MT				
FATS,OILS AND GREASES	MT				
LARD	MT				
TALLOW-INEDIBLE	MT				
HIDES AND SKINS	NA	---	---	33170	67761
CATTLE HIDES	HNO	1558	1607	33170	67761
CATTLE HIDES-WHOLE	HNO	1558	1607	33170	67761
FURSKINS	NA	---	---		
OTHER ANIMAL PRODUCTS	NA	---	---	32	57
GRAINS AND PREPARATIONS	NA	---	---	32530	114250
WHEAT AND PRODUCTS	MT	114413	0	10060	0
WHEAT AND WHEAT FLOUR	MT	114413	0	10060	0
WHEAT	MT	114413	0	10060	0
WHEAT FLOUR-GR EQ	MT				
BULGUR & ROLLED WHEAT	MT				
RICE	MT				
GRAINS & PREP---CONTINUED					

COMMODITY GROUP	UNIT	QUANTITY 1978	QUANTITY 1979	VALUE 1978 $1,000	VALUE 1979 $1,000
FEED GRAINS & PRODUCTS	MT	249382	1028440	22340	114250
FEED GRAINS	MT	249382	1028440	22340	114250
BARLEY	MT				
CORN	MT	126616	1028440	10315	114250
GRAIN SORGHUMS	MT	122766	0	12025	0
OATS	MT				
BLENDED FOOD PRODUCTS	MT				
FRUITS AND PREPARATIONS	NA	---	---		
FRESH	MT				
CITRUS	MT				
OTHER	MT				
DRIED	MT				
CANNED	MT				
FRUIT JUICES	MLT				
NUTS AND PREPARATIONS	NA	---	---		
VEGETABLES & PREPARATIONS	NA	---	---		
FRESH	MT				
VEGETABLES-FROZEN	MT				
PULSES	MT				
DRIED BEANS	MT				
DRIED PEAS	MT				
DRIED LENTILS	MT				
CANNED	MT				
HOPS-INC EXTRACT EQ	MT				
FEEDS,FODDERS-EX OILCAKE	NA	---	---	101	0
CORN BYPRODUCTS	MT				
ALFALFA MEAL AND CUBES	MT				
OILSEEDS AND PRODUCTS	NA	---	---	55709	104385
OILCAKE AND MEAL	MT	31998	184247	5842	45077
SOYBEAN	MT	31998	184247	5842	45077
OILSEEDS	NA	---	---	49156	56904
SOYBEANS	MT	220996	199752	49156	56904
OILS AND WAXES-VEG	MT	2	0	2	0
OILS-SOYA,COTTONSEED	MT				
SOYBEAN	MT				
COTTONSEED	MT				
TOBACCO,UNMANUFACTURED	MT				
BURLEY	MT				
FLUE-CURED	MT				
COTTON-EX LINTERS	MT	7504	11304	12260	15674
COTTON LINTERS	MT				
ESSENTIAL OILS	MT				
SEEDS-FIELD AND GARDEN	NA	---	---	16	48
OTHER VEGETABLE PRODS	NA	---	---	0	11

TABLE 1--U.S. AGRICULTURAL EXPORTS: QUANTITY AND VALUE, COUNTRY BY COMMODITY GROUP, FISCAL YEARS 1978 AND 1979

COUNTRY AND COMMODITY GROUP	UNIT	QUANTITY 1978	QUANTITY 1979	VALUE 1978 $1,000	VALUE 1979 $1,000
487 BULGARIA					
TOTAL	---	---	---	25751	47890
ANIMALS & ANIMAL PRODUCTS	NA	---	---	1267	1476
ANIMALS-LIVE,EX POULTRY	NA	---	---	162	0
CATTLE	HNO	0	0	162	0
MEATS AND MEAT PRODUCTS	MT				
MEATS-FRESH,FROZEN	MT				
BEEF AND VEAL	MT				
PORK	MT				
VARIETY MEATS	MT				
MEATS-PREP,PRES	MT				
BEEF	MT				
PORK	MT				
POULTRY & POULTRY PRODS	NA	---	---	215	200
POULTRY-LIVE	NA	---	---	215	200
BABY CHICKS-BREEDER	HNO	7	6	215	200
BABY CHICKS-EX BROR	HNO				
POULTRY MEATS	MT				
POULTRY MEAT-FR,FRZ	MT				
CHICKENS	MT				
TURKEYS	MT				
POULTRY MEATS-PREP	MT				
EGGS	NA	---	---		
DAIRY PRODUCTS	NA	---	---	3	0
EVAP & COND MILK	MT				
NONFAT DRY MILK	MT				
BUTTER & ANHYDROUS	MT				
CHEESE	MT				
FATS,OILS AND GREASES	MT				
LARD	MT				
TALLOW-INEDIBLE	MT				
HIDES AND SKINS	NA	---	---	886	1205
CATTLE HIDES	HNO	51	27	886	1202
CATTLE HIDES--WHOLE	HNO	51	27	886	1202
FURSKINS	NA	---	---	0	3
OTHER ANIMAL PRODUCTS	NA	---	---	0	72
GRAINS AND PREPARATIONS	NA	---	---	20532	9702
WHEAT AND PRODUCTS	MT				
WHEAT AND WHEAT FLOUR	MT				
WHEAT	MT				
WHEAT FLOUR-GR EQ	MT				
BULGUR & ROLLED WHEAT	MT				
RICE	MT				
GRAINS & PREP---CONTINUED					

COMMODITY GROUP	UNIT	QUANTITY 1978	QUANTITY 1979	VALUE 1978 $1,000	VALUE 1979 $1,000
FEED GRAINS & PRODUCTS	MT	184294	83964	20532	9702
FEED GRAINS	MT	184294	83964	20532	9702
BARLEY	MT				
CORN	MT	184294	83964	20532	9702
GRAIN SORGHUMS	MT				
OATS	MT				
BLENDED FOOD PRODUCTS	MT				
FRUITS AND PREPARATIONS	NA	---	---		
FRESH	MT				
CITRUS	MT				
OTHER	MT				
DRIED	MT				
CANNED	MT				
FRUIT JUICES	MT				
NUTS AND PREPARATIONS	NA	---	---	16	11
VEGETABLES & PREPARATIONS	NA	---	---	0	1035
FRESH	MT	0	1	0	*
VEGETABLES-FROZEN	MT				
PULSES	MT	0	3310	0	1034
DRIED BEANS	MT	0	3310	0	1034
DRIED PEAS	MT				
DRIED LENTILS	MT				
CANNED	MT				
HOPS-INC EXTRACT EQ	MT				
FEEDS,FODDERS-EX OILCAKE	NA	---	---		
CORN BYPRODUCTS	MT				
ALFALFA MEAL AND CUBES	MT				
OILSEEDS AND PRODUCTS	NA	---	---	3302	38603
OILCAKE AND MEAL	MT	16479	116026	3288	25458
SOYBEAN	MT	16479	116006	3288	25448
OILSEEDS	NA	---	---	14	9141
SOYBEANS	MT				
OILS AND WAXES-VEG	MT				
OILS-SOYA,COTTONSEED	MT				
SOYBEAN	MT				
COTTONSEED	MT				
TOBACCO,UNMANUFACTURED	MT	108	168	461	749
BURLEY	MT				
FLUE-CURED	MT	108	168	461	749
COTTON-EX LINTERS	MT				
COTTON LINTERS	MT				
ESSENTIAL OILS	MT			173	223
SEEDS-FIELD AND GARDEN	NA	---	---		
OTHER VEGETABLE PRODS	NA	---	---		

TABLE 1--U.S. AGRICULTURAL EXPORTS: QUANTITY AND VALUE, COUNTRY BY COMMODITY GROUP, FISCAL YEARS 1978 AND 1979

COUNTRY AND COMMODITY GROUP	UNIT	QUANTITY 1978	QUANTITY 1979	VALUE 1978 $1,000	VALUE 1979 $1,000
469 TURKEY					
TOTAL	---	---	---	3817	900
ANIMALS & ANIMAL PRODUCTS	NA	---	---	3371	536
ANIMALS-LIVE,EX POULTRY	NA	---	---		
CATTLE	HNO				
MEATS AND MEAT PRODUCTS	MT				
MEATS-FRESH,FROZEN	MT				
BEEF AND VEAL	MT				
PORK	MT				
VARIETY MEATS	MT				
MEATS-PREP,PRES	MT				
BEEF	MT				
PORK	MT				
POULTRY & POULTRY PRODS	NA	---	---	174	251
POULTRY-LIVE	NA	---	---	174	249
BABY CHICKS-BREEDER	HNO	75	100	174	249
BABY CHICKS-EX BRDR	HNO				
POULTRY MEATS	MT				
POULTRY MEAT-FR,FRZ	MT				
CHICKENS	MT				
TURKEYS	MT				
POULTRY MEATS-PREP	MT				
EGGS	NA	---	---	1	2
DAIRY PRODUCTS	NA	---	---	624	223
EVAP & COND MILK	MT	9	0	6	0
NONFAT DRY MILK	MT	210	121	326	43
BUTTER & ANHYDROUS	MT				
CHEESE	MT				
FATS,OILS AND GREASES	MT	5867	58	2426	61
LARD	MT				
TALLOW-INEDIBLE	MT	5833	11	2396	13
HIDES AND SKINS	NA	---	---	145	0
CATTLE HIDES	HNO	10	0	145	0
CATTLE HIDES-WHOLE	HNO	10	0	145	0
FURSKINS	NA	---	---		
OTHER ANIMAL PRODUCTS	NA	---	---	1	2
GRAINS AND PREPARATIONS	NA	---	---	38	30
WHEAT AND PRODUCTS	MT	272	157	37	30
WHEAT AND WHEAT FLOUR	MT				
WHEAT	MT				
WHEAT FLOUR-GR EQ	MT				
BULGUR & ROLLED WHEAT	MT	272	157	37	30
RICE	MT				
GRAINS & PREP---CONTINUED					
FEED GRAINS & PRODUCTS	MT				
FEED GRAINS	MT				
BARLEY	MT				
CORN	MT				
GRAIN SORGHUMS	MT				
OATS	MT				
BLENDED FOOD PRODUCTS	MT	5	0	1	0
FRUITS AND PREPARATIONS	NA	---	---	5	34
FRESH	MT				
CITRUS	MT				
OTHER	MT				
DRIED	MT				
CANNED	MT				
FRUIT JUICES	MLT	1	1	3	1
NUTS AND PREPARATIONS	NA	---	---		
VEGETABLES & PREPARATIONS	NA	---	---		
FRESH	MT				
VEGETABLES-FROZEN	MT				
PULSES	MT				
DRIED BEANS	MT				
DRIED PEAS	MT				
DRIED LENTILS	MT				
CANNED	MT				
HOPS-INC EXTRACT EQ	MT				
FEEDS,FODDERS-EX OILCAKE	NA	---	---	30	4
CORN BYPRODUCTS	MT				
ALFALFA MEAL AND CUBES	MT				
OILSEEDS AND PRODUCTS	NA	---	---	79	16
OILCAKE AND MEAL	MT	0	5	0	2
SOYBEAN	MT				
OILSEEDS	NA	---	---		
SOYBEANS	MT				
OILS AND WAXES-VEG	MT	49	11	79	14
OILS-SOYA,COTTONSEED	MT	45	0	73	0
SOYBEAN	MT	45	0	73	0
COTTONSEED	MT				
TOBACCO,UNMANUFACTURED	MT				
BURLEY	MT				
FLUE-CURED	MT				
COTTON-EX LINTERS	MT				
COTTON LINTERS	MT				
ESSENTIAL OILS	MT	2	1	61	43
SEEDS-FIELD AND GARDEN	NA	---	---	34	48
OTHER VEGETABLE PRODS	NA	---	---	201	192

TABLE 1 --U.S. AGRICULTURAL EXPORTS: QUANTITY AND VALUE, COUNTRY BY COMMODITY GROUP, FISCAL YEARS 1978 AND 1979

COUNTRY AND COMMODITY GROUP	UNIT	QUANTITY 1978	QUANTITY 1979	VALUE 1978 $1,000	VALUE 1979 $1,000
491 CYPRUS					
TOTAL	---	---	---	1318	9838
ANIMALS & ANIMAL PRODUCTS	NA	---	---	16	69
ANIMALS-LIVE,EX POULTRY	NA	---	---		
CATTLE	HNO				
MEATS AND MEAT PRODUCTS	MT	1	0	1	0
MEATS-FRESH,FROZEN	MT	1	0	1	0
BEEF AND VEAL	MT	1	0	1	0
PORK	MT				
VARIETY MEATS	MT				
MEATS-PREP,PRES	MT				
BEEF	MT				
PORK	MT				
POULTRY & POULTRY PRODS	NA	---	---		
POULTRY-LIVE	NZ	---	---		
BABY CHICKS-BREEDER	HNO				
BABY CHICKS-EX BRDR	HNO				
POULTRY MEATS	MT				
POULTRY MEAT-FR,FRZ	MT				
CHICKENS	MT				
TURKEYS	MT				
POULTRY MEATS-PREP	MT				
EGGS	NA	---	---		
DAIRY PRODUCTS	NA	---	---	11	2
EVAP & COND MILK	MT				
NONFAT DRY MILK	MT				
BUTTER & ANHYDROUS	MT				
CHEESE	MT	0	1	0	2
FATS,OILS AND GREASES	MT				
LARD	MT				
TALLOW-INEDIBLE	MT				
HIDES AND SKINS	NA	---	---	0	63
CATTLE HIDES	HNO	0	4	0	63
CATTLE HIDES-WHOLE	HNO	0	4	0	63
FURSKINS	NA	---	---		
OTHER ANIMAL PRODUCTS	NA	---	---	5	3
GRAINS AND PREPARATIONS	NA	---	---	10586	5179
WHEAT AND PRODUCTS	MT	26775	10693	3193	1538
WHEAT AND WHEAT FLOUR	MT	26775	10693	3193	1538
WHEAT	MT	22678	5800	2705	818
WHEAT FLOUR-GR EQ	MT	4097	4893	488	720
BULGUR & ROLLED WHEAT	MT				
RICE	MT	80	556	67	221
GRAINS & PREP---CONTINUED					
FEED GRAINS & PRODUCTS	MT	85317	24170	7311	3392
FEED GRAINS	MT	85317	24170	7311	3392
BARLEY	MT	31599	0	2892	0
CORN	MT	13800	8628	1382	1189
GRAIN SORGHUMS	MT	39918	15542	3497	2203
OATS	MT				
BLENDED FOOD PRODUCTS	MT				
FRUITS AND PREPARATIONS	NA	---	---	193	196
FRESH	MT				
CITRUS	MT				
OTHER	MT				
DRIED	MT	0	8	0	11
CANNED	MT	53	135	38	148
FRUIT JUICES	MLT	83	20	155	36
NUTS AND PREPARATIONS	NA	---	--	38	85
VEGETABLES & PREPARATIONS	NA	---	---	303	287
FRESH	MT				
VEGETABLES-FROZEN	MT				
PULSES	MT	285	183	142	86
DRIED BEANS	MT	8	0	1	0
DRIED PEAS	MT	277	183	140	86
DRIED LENTILS	MT				
CANNED	MT	240	135	156	131
HOPS-INC EXTRACT EQ	MT	0	3	0	14
FEEDS,FODDERS-EX OILCAKE	NA	---	---	5	4
CORN BYPRODUCTS	MT				
ALFALFA MEAL AND CUBES	MT				
OILSEEDS AND PRODUCTS	NA	---	---	370	448
OILCAKE AND MEAL	MT	8	0	2	0
SOYBEAN	MT	8	0	2	0
OILSEEDS	NA	---	---	40	35
SOYBEANS	MT				
OILS AND WAXES-VEG	MT	346	402	325	413
OILS-SOYA,COTTONSEED	MT	150	300	113	245
SOYBEAN	MT	150	300	113	245
COTTONSEED	MT				
TOBACCO,UNMANUFACTURED	MT	309	671	1217	2738
BURLEY	MT				
FLUE-CURED	MT	297	656	1197	2723
COTTON-EX LINTERS	MT				
COTTON LINTERS	MT				
ESSENTIAL OILS	MT	7	4	81	78
SEEDS-FIELD AND GARDEN	NA	---	---	49	75
OTHER VEGETABLE PRODS	NA	---	---	287	691

TABLE I--U.S. AGRICULTURAL EXPORTS: QUANTITY AND VALUE, COUNTRY BY COMMODITY GROUP, FISCAL YEARS 1978 AND 1979

COUNTRY AND COMMODITY GROUP	UNIT	QUANTITY 1978	QUANTITY 1979	VALUE 1978 $1,000	VALUE 1979 $1,000
502 SYRIA					
TOTAL	---	---	---	13529	44772
ANIMALS & ANIMAL PRODUCTS	NA	---	---	715	877
ANIMALS-LIVE,EX POULTRY	NA	---	---		
CATTLE	HND				
MEATS AND MEAT PRODUCTS	MT	3	1	25	16
MEATS-FRESH,FROZEN	MT	3	1	25	16
BEEF AND VEAL	MT	1	1	10	16
PORK	MT				
VARIETY MEATS	MT	2	0	15	0
MEATS-PREP,PRES	MT				
BEEF	MT				
PORK	MT				
POULTRY & POULTRY PRODS	NA	---	---		
POULTRY-LIVE	NO	---	---		
BABY CHICKS-BREEDER	HND				
BABY CHICKS-EX BRDR	HND				
POULTRY MEATS	MT				
POULTRY MEAT-FR,FRZ	MT				
CHICKENS	MT				
TURKEYS	MT				
POULTRY MEATS-PREP	MT				
EGGS	NA	---	---		
DAIRY PRODUCTS	NA	---	---	638	561
EVAP & COND MILK	MT				
NONFAT DRY MILK	MT	730	1624	630	543
BUTTER & ANHYDROUS	MT				
CHEESE	MT	0	1	0	3
FATS,OILS AND GREASES	MT				
LARD	MT				
TALLOW-INEDIBLE	MT				
HIDES AND SKINS	NA	---	---		
CATTLE HIDES	MND				
CATTLE HIDES-WHOLE	MND				
PORKSKINS	NA	---	---		
OTHER ANIMAL PRODUCTS	NA	---	---	52	300
GRAINS AND PREPARATIONS	NA	---	---	10635	33191
WHEAT AND PRODUCTS	MT	23708	83580	2753	7453
WHEAT AND WHEAT FLOUR	MT	23708	83580	2753	7453
WHEAT	MT	7670	35223	707	5870
WHEAT FLOUR-GR EQ	MT	16038	8357	2045	1583
BULGUR & ROLLED / HEAT	MT				
RICE	MT	20521	36207	6441	12030
GRAINS & PREP---CONTINUED					

COMMODITY GROUP	UNIT	QUANTITY 1978	QUANTITY 1979	VALUE 1978 $1,000	VALUE 1979 $1,000
FEED GRAINS & PRODUCTS	MT	14589	128706	1440	13704
FEED GRAINS	MT	14589	128706	1440	13704
BARLEY	MT				
CORN	MT	14589	128706	1440	13704
GRAIN SORGHUMS	MT				
OATS	MT				
BLENDED FOOD PRODUCTS	MT				
FRUITS AND PREPARATIONS	NA	---	---	37	12
FRESH	MT	0	17	0	12
CITRUS	MT	0	17	0	12
OTHER	MT				
DRIED	MT	2	0	3	0
CANNED	MT	13	0	5	0
FRUIT JUICES	MLT	13	0	29	0
NUTS AND PREPARATIONS	NA	---	---	390	1047
VEGETABLES & PREPARATIONS	NA	---	---	63	63
FRESH	MT				
VEGETABLES-FROZEN	MT				
PULSES	MT				
DRIED BEANS	MT				
DRIED PEAS	MT				
DRIED LENTILS	MT				
CANNED	MT	0	6	0	11
HOPS-INC EXTRACT EQ	MT				
FEEDS,FODDERS-EX OILCAKE	NA	---	---	182	2
CORN BYPRODUCTS	MT				
ALFALFA MEAL AND CUBES	MT				
OILSEEDS AND PRODUCTS	NA	---	---	612	8268
OILCAKE AND MEAL	MT	0	32852	0	7379
SOYBEAN	MT	0	32852	0	7379
OILSEEDS	NA	---	---		
SOYBEANS	MT				
OILS AND WAXES-VEG	MT	456	997	612	909
OILS-SOYA,COTTONSEED	MT	225	970	177	865
SOYBEAN	MT	225	970	177	865
COTTONSEED	MT				
TOBACCO,UNMANUFACTURED	MT				
BURLEY	MT				
FLUE-CURED	MT				
COTTON-EX LINTERS	MT				
COTTON LINTERS	MT				
ESSENTIAL OILS	MT	0	20	0	38
SEEDS-FIELD AND GARDEN	NA	---	---	684	1023
OTHER VEGETABLE PRODS	NA	---	---	211	235

TABLE 1--U.S. AGRICULTURAL EXPORTS: QUANTITY AND VALUE, COUNTRY BY COMMODITY GROUP, FISCAL YEARS 1978 AND 1979

COUNTRY AND COMMODITY GROUP	UNIT	QUANTITY 1978	QUANTITY 1979	VALUE 1978 $1,000	VALUE 1979 $1,000
SUB LEBANON					
TOTAL	---	---	---	32516	44649
ANIMALS & ANIMAL PRODUCTS	NA	---	---	5587	4093
ANIMALS-LIVE,EX POULTRY	NA	---	---		
CATTLE	HNO				
MEATS AND MEAT PRODUCTS	MT	3	22	11	59
MEATS-FRESH,FROZEN	MT	0	12	0	50
BEEF AND VEAL	MT	0	12	0	50
PORK	MT				
VARIETY MEATS	MT				
MEATS-PREP,PRES	MT	3	10	11	10
BEEF	MT	3	10	10	10
PORK	MT	0	0	1	0
POULTRY & POULTRY PRODS	NA	---	---	86	331
POULTRY-LIVE	NA	---	---	80	212
BABY CHICKS-BREEDER	HNO	47	98	80	212
BABY CHICKS-EX BRDR	HNO				
POULTRY MEATS	MT	4	55	8	80
POULTRY MEAT-PR,FRZ	MT	4	39	8	50
CHICKENS	MT	0	20	0	24
TURKEYS	MT	4	19	8	27
POULTRY MEATS-PREP	MT	0	16	0	30
EGGS	NA	---	---	0	39
DAIRY PRODUCTS	NA	---	---	1795	76
EVAP & COND MILK	MT				
NONFAT DRY MILK	MT	1135	105	1784	37
BUTTER & ANHYDROUS	MT				
CHEESE	MT	0	3	0	12
FATS,OILS AND GREASES	MT	8340	6272	3589	3459
LARD	MT				
TALLOW-INEDIBLE	MT	8340	6209	3589	3366
HIDES AND SKINS	NA	---	---	51	0
CATTLE HIDES	HNO	2	0	51	0
CATTLE HIDES-WHOLE	HNO	2	0	51	0
FURSKINS	NA	---	---		
OTHER ANIMAL PRODUCTS	NA	---	---	53	184
GRAINS AND PREPARATIONS	NA	---	---	14847	16296
WHEAT AND PRODUCTS	MT	81706	82204	10141	12371
WHEAT AND WHEAT FLOUR	MT	81697	72535	10135	10559
WHEAT	MT	80148	72047	9858	10434
WHEAT FLOUR-GR EQ	MT	1549	488	277	125
BULGUR & ROLLED WHEAT	MT	0	9663	0	1811
RICE	MT	324	425	263	349
GRAINS & PREP---CONTINUED					
FEED GRAINS & PRODUCTS	MT	45187	29983	4066	3158
FEED GRAINS	MT	45177	29980	4062	3157
BARLEY	MT	15092	0	1255	0
CORN	MT	30085	29980	2807	3157
GRAIN SORGHUMS	MT				
OATS	MT				
BLENDED FOOD PRODUCTS	MT	83	0	43	0
FRUITS AND PREPARATIONS	NA	---	---	682	731
FRESH	MT	12	0	9	2
CITRUS	MT				
OTHER	MT	12	0	9	0
DRIED	MT	7	23	13	23
CANNED	MT	704	315	476	228
FRUIT JUICES	MLT	145	246	187	302
NUTS AND PREPARATIONS	NA	---	---	750	268
VEGETABLES & PREPARATIONS	NA	---	---	868	529
FRESH	MT	2	0	2	0
VEGETABLES-FROZEN	MT				
PULSES	MT	97	56	65	26
DRIED BEANS	MT	79	56	57	26
DRIED PEAS	MT	18	0	8	0
DRIED LENTILS	MT				
CANNED	MT	122	112	111	99
HOPS-INC EXTRACT EQ	MT				
FEEDS,FODDERS-EX OILCAKE	NA	---	---	251	485
CORN BYPRODUCTS	MT				
ALFALFA MEAL AND CUBES	MT				
OILSEEDS AND PRODUCTS	NA	---	---	7297	17107
OILCAKE AND MEAL	MT	310	1509	133	417
SOYBEAN	MT	310	1500	133	417
OILSEEDS	NA	---	---	7867	15225
SOYBEANS	MT	27659	54038	9667	19225
OILS AND WAXES-VEG	MT	1384	1412	1290	1464
OILS-SOYA,COTTONSEED	MT	812	775	621	607
SOYBEAN	MT	812	775	621	607
COTTONSEED	MT				
TOBACCO,UNMANUFACTURED	MT	0	630	0	2740
BURLEY	MT	0	178	0	740
FLUE-CURED	MT	0	452	0	1999
COTTON-EX LINTERS	MT				
COTTON LINTERS	MT				
ESSENTIAL OILS	MT	13	11	70	133
SEEDS-FIELD AND GARDEN	NA	---	---	520	631
OTHER VEGETABLE PRODS	NA	---	---	1637	1697

TABLE 1 --U.S. AGRICULTURAL EXPORTS: QUANTITY AND VALUE, COUNTRY BY COMMODITY GROUP, FISCAL YEARS 1978 AND 1979

COUNTRY AND COMMODITY GROUP	UNIT	QUANTITY 1978	QUANTITY 1979	VALUE 1978 $1,000	VALUE 1979 $1,000
505 IRAQ					
TOTAL	---	---	---	125142	123335
ANIMALS & ANIMAL PRODUCTS	NA	---	---	8799	16
ANIMALS-LIVE,EX POULTRY	NA	---	---	484	0
CATTLE	HNO	0	0	484	0
MEATS AND MEAT PRODUCTS	MT				
MEATS-FRESH,FROZEN	MT				
BEEF AND VEAL	MT				
PORK	MT				
VARIETY MEATS	MT				
MEATS-PREP,PRES	MT				
BEEF	MT				
PORK	MT				
POULTRY & POULTRY PRODS	NA	---	---	3881	0
POULTRY-LIVE	NA	---	---		
BABY CHICKS-BREEDER	HNO				
BABY CHICKS-EX BROR	HNO				
POULTRY MEATS	MT	3934	0	3881	0
POULTRY MEAT-FR,FRZ	MT	3934	0	3881	0
CHICKENS	MT	3934	0	3881	0
TURKEYS	MT				
POULTRY MEATS-PREP	MT				
EGGS	NA	---	---		
DAIRY PRODUCTS	NA	---	---	1	7
EVAP & COND MILK	MT	1	0	1	0
NONFAT DRY MILK	MT	0	0	1	0
BUTTER & ANHYDROUS	MT				
CHEESE	MT				
FATS,OILS AND GREASES	MT	10659	0	4431	0
LARD	MT				
TALLOW-INEDIBLE	MT	10659	0	4431	0
HIDES AND SKINS	NA	---	---		
CATTLE HIDES	HNO				
CATTLE HIDES-WHOLE	HNO				
FURSKINS	NA	---	---		
OTHER ANIMAL PRODUCTS	NA	---	---	2	8
GRAINS AND PREPARATIONS	NA	---	---	106516	120201
WHEAT AND PRODUCTS	MT	592961	335489	69311	46587
WHEAT AND WHEAT FLOUR	MT	592960	335489	69311	46587
WHEAT	MT	592957	335489	69310	46587
WHEAT FLOUR-GR EQ	MT	3	0	1	0
BULGUR & ROLLED WHEAT	MT				
RICE	MT	71879	180981	30947	72896
GRAINS & PREP---CONTINUED					

COMMODITY GROUP	UNIT	QUANTITY 1978	QUANTITY 1979	VALUE 1978 $1,000	VALUE 1979 $1,000
FEED GRAINS & PRODUCTS	MT	71096	0	6021	0
FEED GRAINS	MT	71096	0	6021	0
BARLEY	MT	60097	0	5083	0
CORN	MT	10999	0	938	0
GRAIN SORGHUMS	MT				
OATS	MT				
BLENDED FOOD PRODUCTS	MT	8	0	59	0
FRUITS AND PREPARATIONS	NA	---	---	4	0
FRESH	MT	1	0	1	0
CITRUS	MT				
OTHER	MT	1	0	1	0
DRIED	MT	0	0	1	0
CANNED	MT				
FRUIT JUICES	MLT	12	0	2	0
NUTS AND PREPARATIONS	NA	---	---	1	0
VEGETABLES & PREPARATIONS	NA	---	---	246	341
FRESH	MT				
VEGETABLES-FROZEN	MT				
PULSES	MT	80	44	77	58
DRIED BEANS	MT	0	11	0	9
DRIED PEAS	MT	80	33	77	49
DRIED LENTILS	MT				
CANNED	MT	129	183	131	187
HOPS-INC EXTRACT EQ	MT				
FEEDS,FODDERS-EX OILCAKE	NA	---	---		
CORN BYPRODUCTS	MT				
ALFALFA MEAL AND CUBES	MT				
OILSEEDS AND PRODUCTS	NA	---	---	8106	1000
OILCAKE AND MEAL	MT	40432	0	8058	0
SOYBEAN	MT	40432	0	8058	0
OILSEEDS	NA	---	---	43	0
SOYBEANS	MT				
OILS AND WAXES-VEG	MT	6	2000	5	1000
OILS-SOYA,COTTONSEED	MT				
SOYBEAN	MT				
COTTONSEED	MT				
TOBACCO,UNMANUFACTURED	MT				
BURLEY	MT				
FLUE-CURED	MT				
COTTON-EX LINTERS	MT				
COTTON LINTERS	MT				
ESSENTIAL OILS	MT				
SEEDS-FIELD AND GARDEN	NA	---	---	1078	1785
OTHER VEGETABLE PRODS	NA	---	---	393	81

TABLE 1 --U.S. AGRICULTURAL EXPORTS: QUANTITY AND VALUE, COUNTRY BY COMMODITY GROUP, FISCAL YEARS 1978 AND 1979

COUNTRY AND COMMODITY GROUP	UNIT	QUANTITY 1978	QUANTITY 1979	VALUE 1978 $1,000	VALUE 1979 $1,000
507 IRAN					
TOTAL	---	---	---	452092	489946
ANIMALS & ANIMAL PRODUCTS	NA	---	---	28468	9394
ANIMALS-LIVE,EX POULTRY	NA	---	---	13321	1561
CATTLE	HND	15	2	13321	1561
MEATS AND MEAT PRODUCTS	MT	412	51	1920	345
MEATS-FRESH,FROZEN	MT	379	48	1854	341
BEEF AND VEAL	MT	229	46	1098	318
PORK	MT	15	0	60	0
VARIETY MEATS	MT	9	0	30	0
MEATS-PREP,PKLD	MT	33	3	65	4
BEEF	MT	10	3	13	4
PORK	MT	4	0	13	0
POULTRY & POULTRY PRODS	NA	---	---	1266	775
POULTRY-LIVE	NA	---	---	387	558
BABY CHICKS-BREEDER	HND	448	292	387	545
BABY CHICKS-EX BRDR	HND				
POULTRY MEATS	MT	72	74	117	85
POULTRY MEAT-FR,FRZ	MT	71	74	115	85
CHICKENS	MT	21	12	42	23
TURKEYS	MT	44	62	59	62
POULTRY MEATS-PREP	MT	1	0	1	0
EGGS	NA	---	---	762	132
DAIRY PRODUCTS	NA	---	---	759	257
EVAP & COND MILK	MT	8	5	6	5
NONFAT DRY MILK	MT				
BUTTER & ANHYDROUS	MT				
CHEESE	MT	29	27	57	79
FATS,OILS AND GREASES	MT	14656	9142	6923	4805
LARD	MT				
TALLOW-INEDIBLE	MT	14563	9142	6814	4805
HIDES AND SKINS	NA	---	---	3118	901
CATTLE HIDES	MNO	135	30	3118	901
CATTLE HIDES-WHOLE	MNO	135	30	3107	901
FURSKINS	NA	---	---		
OTHER ANIMAL PRODUCTS	NA	---	---	1160	751
GRAINS AND PREPARATIONS	NA	---	---	306916	294400
WHEAT AND PRODUCTS	MT	1129951	816035	139210	116699
WHEAT AND WHEAT FLOUR	MT	1129888	816032	139157	116696
WHEAT	MT	1129888	816032	139157	116696
WHEAT FLOUR-GR EQ	MT				
BULGUR & ROLLED WHEAT	MT				
RICE	MT	342911	332646	140504	137006

GRAINS & PREP---CONTINUED

COMMODITY GROUP	UNIT	QUANTITY 1978	QUANTITY 1979	VALUE 1978 $1,000	VALUE 1979 $1,000
FEED GRAINS & PRODUCTS	MT	289949	341655	25863	39307
FEED GRAINS	MT	257567	338088	24516	38900
BARLEY	MT	34186	36	2856	8
CORN	MT	177473	306113	18826	35791
GRAIN SORGHUMS	MT	25908	31937	2793	3103
OATS	MT				
BLENDED FOOD PRODUCTS	MT				
FRUITS AND PREPARATIONS	NA	---	---	882	823
FRESH	MT	0	0	0	0
CITRUS	MT				
OTHER	MT	0	0	0	0
DRIED	MT	0	366	2	232
CANNED	MT	102	37	102	36
FRUIT JUICES	MLT	565	306	766	334
NUTS AND PREPARATIONS	NA	---	---	128	115
VEGETABLES & PREPARATIONS	NA	---	---	6329	6911
FRESH	MT	30	1	46	1
VEGETABLES-FROZEN	MT	66	16	98	22
PULSES	MT	10132	10039	4835	6431
DRIED BEANS	MT	6724	5783	3813	2997
DRIED PEAS	MT	3407	4316	1402	1434
DRIED LENTILS	MT	1	0	20	0
CANNED	MT	189	68	303	198
HOPS-INC EXTRACT EQ	MT				
FEEDS,FODDERS-EX OILCAKE	NA	---	---	403	1307
CORN BYPRODUCTS	MT	0	35	0	39
ALFALFA MEAL AND CUBES	MT				
OILSEEDS AND PRODUCTS	NA	---	---	86345	168927
OILCAKE AND MEAL	MT	117764	80952	22941	19182
SOYBEAN	MT	117723	80932	22907	19157
OILSEEDS	NA	---	---	11	205
SOYBEANS	MT				
OILS AND WAXES-VEG	MT	96579	226267	63181	146444
OILS-SOYA,COTTONSEED	MT	93982	221986	59194	139839
SOYBEAN	MT	54331	181193	31582	111602
COTTONSEED	MT	39651	40793	27612	28226
TOBACCO,UNMANUFACTURED	MT	813	216	2646	752
BURLEY	MT				
FLUE-CURED	MT				
COTTON-EX LINTERS	MT				
COTTON LINTERS	MT	10	0	5	0
ESSENTIAL OILS	MT	26	94	255	327
SEEDS-FIELD AND GARDEN	NA	---	---	3675	2711
OTHER VEGETABLE PRODS	NA	---	---	15840	9479

TABLE I --U.S. AGRICULTURAL EXPORTS: QUANTITY AND VALUE, COUNTRY BY COMMODITY GROUP, FISCAL YEARS 1978 AND 1979

COUNTRY AND COMMODITY GROUP	UNIT	QUANTITY 1978	QUANTITY 1979	VALUE 1978 $1,000	VALUE 1979 $1,000
508 ISRAEL					
TOTAL	---	---	---	270817	312518
ANIMALS & ANIMAL PRODUCTS	NA	---	---	5750	11442
ANIMALS-LIVE,EX POULTRY	NA	---	---	4	1
CATTLE	HNO				
MEATS AND MEAT PRODUCTS	MT	2588	2436	3151	4494
MEATS-FRESH,FROZEN	MT	2578	2423	3115	4428
BEEF AND VEAL	MT	7	0	37	4
PORK	MT	3	0	10	0
VARIETY MEATS	MT	2568	2423	3066	4423
MEATS-PREP,PRES	MT	10	13	36	66
BEEF	MT	9	0	18	0
PORK	MT	1	0	4	0
POULTRY & POULTRY PRODS	NA	---	---	548	3765
POULTRY-LIVE	NA	---	---	220	619
BABY CHICKS-BREEDER	HNO	28	78	200	619
BABY CHICKS-[illegible]	HNO				
POULTRY MEATS	MT	136	1652	151	2746
POULTRY MEATS-[illegible],FRZ	MT	136	1652	151	2746
CHICKENS	MT	2	1600	4	2673
TURKEYS	MT	33	0	38	0
POULTRY MEATS-PREP	MT				
EGGS	NA	---	---	174	401
DAIRY PRODUCTS	NA	---	---	580	239
EVAP & COND MILK	MT	2	0	2	0
NONFAT DRY MILK	MT	347	197	445	85
BUTTER & ANHYDROUS	MT				
CHEESE	MT	0	0	1	0
FATS,OILS AND GREASES	MT	12	3	17	6
LARD	MT				
TALLOW-INEDIBLE	MT				
HIDES AND SKINS	NA	---	---	1258	2777
CATTLE HIDES	HNO	39	48	907	1593
CATTLE HIDES-WHOLE	HNO	36	39	924	1518
FURSKINS	NA	---	---	51	114
OTHER ANIMAL PRODUCTS	NA	---	---	199	159
GRAINS AND PREPARATIONS	NA	---	---	151592	182926
WHEAT AND PRODUCTS	MT	834691	566668	50212	80091
WHEAT AND WHEAT FLOUR	MT	834062	568382	50100	80024
WHEAT	MT	824956	560677	48978	76861
WHEAT FLOUR-GR EQ	MT	9106	7705	1131	1164
BULGUR & ROLLED WHEAT	MT	629	286	104	67
RICE	MT	3068	10613	971	2979

GRAINS & PREP---CONTINUED

COMMODITY GROUP	UNIT	QUANTITY 1978	QUANTITY 1979	VALUE 1978 $1,000	VALUE 1979 $1,000
FEED GRAINS & PRODUCTS	MT	1029788	948447	99878	98988
FEED GRAINS	MT	1026737	947272	99851	98750
BARLEY	MT				
CORN	MT	394798	257863	81809	28193
GRAIN SORGHUMS	MT	633939	689409	57802	70357
OATS	MT				
BLENDED FOOD PRODUCTS	MT	2658	2070	804	648
FRUITS AND PREPARATIONS	NA	---	---	1724	1971
FRESH	MT	0	5	0	4
CITRUS	MT				
OTHER	MT	0	5	0	4
DRIED	MT	41	169	60	269
CANNED	MT	822	435	641	306
FRUIT JUICES	MLT	2601	1147	1016	1210
NUTS AND PREPARATIONS	NA	---	---	1339	1786
VEGETABLES & PREPARATIONS	NA	---	---	876	1211
FRESH	MT				
VEGETABLES-FROZEN	MT	0	18	0	10
PULSES	MT	586	1517	321	576
DRIED BEANS	MT	391	790	229	333
DRIED PEAS	MT	195	705	92	225
DRIED LENTILS	MT	0	22	0	18
CANNED	MT	253	143	101	151
HOPS-INC EXTRACT EQ	MT				
FEEDS,FODDERS-EX OILCAKE	NA	---	---	708	1294
CORN BYPRODUCTS	MT	36	0	6	0
ALFALFA MEAL AND CUBES	MT				
OILSEEDS AND PRODUCTS	NA	---	---	103111	108373
OILCAKE AND MEAL	MT	11	0	11	0
SOYBEAN	MT	5	0	6	0
OILSEEDS	NA	---	---	98809	101402
SOYBEANS	MT	418172	375314	98748	101377
OILS AND WAXES-VEG	MT	6512	9987	4255	6835
OILS-SOYA,COTTONSEED	MT	6311	9813	3993	6516
SOYBEAN	MT	6311	9812	3993	6515
COTTONSEED	MT	0	1	0	1
TOBACCO,UNMANUFACTURED	MT	602	279	2478	1156
BURLEY	MT	340	119	1597	614
FLUE-CURED	MT	178	121	887	513
COTTON-EX LINTERS	MT	492	47	883	70
COTTON LINTERS	MT				
ESSENTIAL OILS	MT	15	15	211	209
SEEDS-FIELD AND GARDEN	NA	---	---	616	619
OTHER VEGETABLE PRODS	NA	---	---	1562	1535

TABLE 1--U.S. AGRICULTURAL EXPORTS: QUANTITY AND VALUE, COUNTRY BY COMMODITY GROUP, FISCAL YEARS 1978 AND 1979

COUNTRY AND COMMODITY GROUP	UNIT	QUANTITY 1978	QUANTITY 1979	VALUE 1978 $1,000	VALUE 1979 $1,000
511 JORDAN					
TOTAL	---	---	---	27020	28634
ANIMALS & ANIMAL PRODUCTS	NA	---	---	1739	839
ANIMALS-LIVE,EX POULTRY	NA	---	---		
CATTLE	HNO				
MEATS AND MEAT PRODUCTS	MT	3	5	6	16
MEATS-FRESH,FROZEN	MT	1	3	4	9
BEEF AND VEAL	MT				
PORK	MT	0	3	0	9
VARIETY MEATS	MT	1	0	4	0
MEATS-PREP,PRES	MT	2	2	2	7
BEEF	MT	0	2	0	7
PORK	MT				
POULTRY & POULTRY PRODS	NA	---	---	183	120
POULTRY-LIVE	NA	---	---	179	88
BABY CHICKS-BREEDER	HNO	172	52	179	88
BABY CHICKS-EX BROR	HNO				
POULTRY MEATS	MT	0	0	2	0
POULTRY MEAT-FR,FRZ	MT	1	0	1	0
CHICKENS	MT				
TURKEYS	MT	1	0	1	0
POULTRY MEATS-PREP	MT	3	0	2	0
EGGS	NA	---	---	1	32
DAIRY PRODUCTS	NA	---	---	1389	541
EVAP & COND MILK	MT				
NONFAT DRY MILK	MT	833	208	1344	77
BUTTER & ANHYDROUS	MT				
CHEESE	MT	0	1	0	2
FATS,OILS AND GREASES	MT	254	253	178	159
LARD	MT				
TALLOW-INEDIBLE	MT	200	250	103	152
HIDES AND SKINS	NA	---	---		
CATTLE HIDES	HNO				
CATTLE HIDES-WHOLE	HNO				
FURSKINS	NA	---	---		
OTHER ANIMAL PRODUCTS	NA	---	---	22	2
GRAINS AND PREPARATIONS	NA	---	---	19806	21154
WHEAT AND PRODUCTS	MT	140850	91708	16932	15338
WHEAT AND WHEAT FLOUR	MT	140590	91530	16884	15292
WHEAT	MT	135048	87164	16189	14625
WHEAT FLOUR-GR EQ	MT	5542	4366	695	667
BULGUR & ROLLED WHEAT	MT	260	178	48	45
RICE	MT	683	2343	463	1043

GRAINS & PREP---CONTINUED

COMMODITY GROUP	UNIT	QUANTITY 1978	QUANTITY 1979	VALUE 1978 $1,000	VALUE 1979 $1,000
FEED GRAINS & PRODUCTS	MT	25861	40481	2268	4567
FEED GRAINS	MT	25859	40480	2267	4563
BARLEY	MT	7385	0	599	0
CORN	MT	18474	40480	1668	4563
GRAIN SORGHUMS	MT				
OATS	MT				
BLENDED FOOD PRODUCTS	MT	72	121	31	40
FRUITS AND PREPARATIONS	NA	---	---	120	590
FRESH	MT	0	53	0	24
CITRUS	MT	0	53	0	24
OTHER	MT				
DRIED	MT				
CANNED	MT	62	75	53	75
FRUIT JUICES	MLT	81	512	65	491
NUTS AND PREPARATIONS	NA	---	---	596	258
VEGETABLES & PREPARATIONS	NA	---	---	432	489
FRESH	MT				
VEGETABLES-FROZEN	MT	7	0	2	0
PULSES	MT				
DRIED BEANS	MT				
DRIED PEAS	MT				
DRIED LENTILS	MT				
CANNED	MT	77	108	70	98
HOPS-INC EXTRACT EQ	MT				
FEEDS,FODDERS-EX OILCAKE	NA	---	---	83	47
CORN BYPRODUCTS	MT				
ALFALFA MEAL AND CUBES	MT				
OILSEEDS AND PRODUCTS	NA	---	---	1604	2624
OILCAKE AND MEAL	MT	5585	9177	1243	2120
SOYBEAN	MT	5585	9177	1243	2120
OILSEEDS	NA	---	---	0	1
SOYBEANS	MT	0	11	0	1
OILS AND WAXES-VEG	MT	349	441	361	503
OILS-SOYA,COTTONSEED	MT	189	299	142	276
SOYBEAN	MT	189	299	142	276
COTTONSEED	MT				
TOBACCO,UNMANUFACTURED	MT	211	215	1018	903
BURLEY	MT	151	90	727	468
FLUE-CURED	MT	60	125	291	434
COTTON-EX LINTERS	MT				
COTTON LINTERS	MT				
ESSENTIAL OILS	MT				
SEEDS-FIELD AND GARDEN	NA	---	---	388	677
OTHER VEGETABLE PRODS	NA	---	---	1234	1093

TABLE 1--U.S. AGRICULTURAL EXPORTS: QUANTITY AND VALUE, COUNTRY BY COMMODITY GROUP, FISCAL YEARS 1978 AND 1979

COUNTRY AND COMMODITY GROUP	UNIT	QUANTITY 1978	QUANTITY 1979	VALUE 1978 $1,000	VALUE 1979 $1,000
512 GAZA STRIP					
TOTAL	---	---	---	606	318
ANIMALS & ANIMAL PRODUCTS	NA	---	---	69	20
ANIMALS-LIVE,EX POULTRY	NA	---	---		
CATTLE	HNO				
MEATS AND MEAT PRODUCTS	MT	9	16	23	20
MEATS-FRESH,FROZEN	MT	9	16	23	20
BEEF AND VEAL	MT	8	16	20	20
PORK	MT				
VARIETY MEATS	MT				
MEATS-PREP,PRES	MT				
BEEF	MT				
PORK	MT				
POULTRY & POULTRY PRODS	NA	---	---	20	0
POULTRY-LIVE	NA	---	---		
BABY CHICKS-BREEDER	HNO				
BABY CHICKS-EX BRDR	HNO				
POULTRY MEATS	MT	6	0	11	0
POULTRY MEAT-FR,FRZ	MT	6	0	11	0
CHICKENS	MT	4	0	7	0
TURKEYS	MT	2	0	4	0
POULTRY MEATS-PREP	MT				
EGGS	NA	---	---	9	0
DAIRY PRODUCTS	NA	---	---		
EVAP & COND MILK	MT				
NONFAT DRY MILK	MT				
BUTTER & ANHYDROUS	MT				
CHEESE	MT				
FATS,OILS AND GREASES	MT	7	0	9	0
LARD	MT				
TALLOW-INEDIBLE	MT				
HIDES AND SKINS	NA	---	---		
CATTLE HIDES	HNO				
CATTLE HIDES--WHOLE	HNO				
FURSKINS	NA	---	---		
OTHER ANIMAL PRODUCTS	NA	---	---	16	0
GRAINS AND PREPARATIONS	NA	---	---	307	79
WHEAT AND PRODUCTS	MT	1630	372	292	79
WHEAT AND WHEAT FLOUR	MT	1630	372	292	79
WHEAT	MT				
WHEAT FLOUR-GR EQ	MT	1630	372	292	79
BULGUR & ROLLED WHEAT	MT				
RICE	MT				
GRAINS & PREP---CONTINUED					
FEED GRAINS & PRODUCTS	MT				
FEED GRAINS	MT				
BARLEY	MT				
CORN	MT				
GRAIN SORGHUMS	MT				
OATS	MT				
BLENDED FOOD PRODUCTS	MT				
FRUITS AND PREPARATIONS	NA	---	---	25	0
FRESH	MT				
CITRUS	MT				
OTHER	MT				
DRIED	MT	0	0	1	0
CANNED	MT	15	0	11	0
FRUIT JUICES	MLT	10	0	12	0
NUTS AND PREPARATIONS	NA	---	---	0	50
VEGETABLES & PREPARATIONS	NA	---	---	141	29
FRESH	MT	135	0	36	0
VEGETABLES-FROZEN	MT	0	9	0	11
PULSES	MT	11	0	11	0
DRIED BEANS	MT				
DRIED PEAS	MT				
DRIED LENTILS	MT	11	0	11	0
CANNED	MT	13	28	16	50
HOPS-INC EXTRACT EQ	MT				
FEEDS,FODDERS-EX OILCAKE	NA	---	---		
CORN BYPRODUCTS	MT				
ALFALFA MEAL AND CUBES	MT				
OILSEEDS AND PRODUCTS	NA	---	---	18	0
OILCAKE AND MEAL	MT				
SOYBEAN	MT				
OILSEEDS	NA	---	---		
SOYBEANS	MT				
OILS AND WAXES-VEG	MT	20	0	18	0
OILS-SOYA,COTTONSEED	MT				
SOYBEAN	MT				
COTTONSEED	MT				
TOBACCO,UNMANUFACTURED	MT				
BURLEY	MT				
FLUE-CURED	MT				
COTTON-EX LINTERS	MT				
COTTON LINTERS	MT				
ESSENTIAL OILS	MT				
SEEDS-FIELD AND GARDEN	NA	---	---		
OTHER VEGETABLE PRODS	NA	---	---	47	79

TABLE 1 --U.S. AGRICULTURAL EXPORTS, QUANTITY AND VALUE, COUNTRY BY COMMODITY GROUP, FISCAL YEARS 1978 AND 1979

COUNTRY AND COMMODITY GROUP	UNIT	QUANTITY 1978	QUANTITY 1979	VALUE 1978 $1,000	VALUE 1979 $1,000
513 KUWAIT					
TOTAL	---	---	---	17597	24983
ANIMALS & ANIMAL PRODUCTS	NA	---	---	4732	3934
ANIMALS-LIVE,EX POULTRY	NA	---	---	24	0
CATTLE	HNO	0	0	24	0
MEATS AND MEAT PRODUCTS	MT	248	289	1052	1577
MEATS-FRESH,FROZEN	MT	205	242	938	1425
BEEF AND VEAL	MT	112	222	672	1370
PORK	MT				
VARIETY MEATS	MT	78	15	196	40
MEATS-PREP,PRES	MT	43	47	115	152
BEEF	MT	8	7	30	28
PORK	MT	0	0	0	2
POULTRY & POULTRY PRODS	NA	---	---	2684	2235
POULTRY-LIVE	NA	---	---	0	15
BABY CHICKS-BREEDER	HNO				
BABY CHICKS-EX BROR	HNO				
POULTRY MEATS	MT	1135	1611	1674	2221
POULTRY MEAT-FR,FRZ	MT	1122	1611	1651	2221
CHICKENS	MT	823	1229	1149	1608
TURKEYS	MT	151	203	251	313
POULTRY MEATS-PREP	MT	13	0	22	0
EGGS	NA	---	---	1010	0
DAIRY PRODUCTS	NA	---	---	870	45
EVAP & COND MILK	MT	1	0	1	0
NONFAT DRY MILK	MT	2	0	3	0
BUTTER & ANHYDROUS	MT				
CHEESE	MT	8	3	29	9
FATS,OILS AND GREASES	MT	48	18	75	24
LARD	MT				
TALLOW-INEDIBLE	MT				
HIDES AND SKINS	NA	---	---		
CATTLE HIDES	HNO				
CATTLE HIDES-WHOLE	HNO				
FURSKINS	NA	---	---		
OTHER ANIMAL PRODUCTS	NA	---	---	27	53
GRAINS AND PREPARATIONS	NA	---	---	2407	4561
WHEAT AND PRODUCTS	MT	1021	11	205	11
WHEAT AND WHEAT FLOUR	MT	993	0	182	0
WHEAT	MT				
WHEAT FLOUR-GR EQ	MT	993	0	182	0
BULGUR & ROLLED WHEAT	MT	10	0	10	0
RICE	MT	3307	9345	1992	3800

GRAINS & PREP---CONTINUED

COMMODITY GROUP	UNIT	QUANTITY 1978	QUANTITY 1979	VALUE 1978 $1,000	VALUE 1979 $1,000
FEED GRAINS & PRODUCTS	MT	34	148	5	22
FEED GRAINS	MT	0	109	0	12
BARLEY	MT				
CORN	MT	0	109	0	12
GRAIN SORGHUMS	MT				
OATS	MT				
BLENDED FOOD PRODUCTS	MT				
FRUITS AND PREPARATIONS	NA	---	---	1136	8356
FRESH	MT	10	391	10	201
CITRUS	MT	0	3	0	3
OTHER	MT	10	388	10	201
DRIED	MT	6	3	7	7
CANNED	MT	526	727	655	938
FRUIT JUICES	GLT	950	1209	814	910
NUTS AND PREPARATIONS	NA	---	---	806	1403
VEGETABLES & PREPARATIONS	NA	---	---	3929	6517
FRESH	MT	36	21	31	8
VEGETABLES-FROZEN	MT	164	287	171	338
PULSES	MT	943	1591	731	950
DRIED BEANS	MT	519	1110	424	715
DRIED PEAS	MT	230	305	178	117
DRIED LENTILS	MT	144	176	129	185
CANNED	MT	1018	921	897	956
HOPS-INC EXTRACT EQ	MT				
FEEDS,FODDERS-EX OILCAKE	NA	---	---	6	442
CORN BYPRODUCTS	MT	38	0	5	0
ALFALFA MEAL AND CUBES	MT				
OILSEEDS AND PRODUCTS	NA	---	---	2296	2073
OILCAKE AND MEAL	MT	8979	5745	1209	1517
SOYBEAN	MT	4979	5146	1209	1393
OILSEEDS	NA	---	---	2	68
SOYBEANS	MT				
OILS AND WAXES-VEG	MT	326	709	1086	1582
OILS-SOYA,COTTONSEED	MT	0	24	0	27
SOYBEAN	MT	0	23	0	26
COTTONSEED	MT	0	1	0	1
TOBACCO,UNMANUFACTURED	MT				
BURLEY	MT				
FLUE-CURED	MT				
COTTON-EX LINTERS	MT				
COTTON LINTERS	MT				
ESSENTIAL OILS	MT	0	0	7	11
SEEDS-FIELD AND GARDEN	NA	---	---	140	196
OTHER VEGETABLE PRODS	NA	---	---	2535	8691

TABLE 1--U.S. AGRICULTURAL EXPORTS: QUANTITY AND VALUE, COUNTRY BY COMMODITY GROUP, FISCAL YEARS 1978 AND 1979

COUNTRY AND COMMODITY GROUP	UNIT	QUANTITY 1978	QUANTITY 1979	VALUE 1978 $1,000	VALUE 1979 $1,000
517 SAUDI ARABIA					
TOTAL	---	---	---	283508	311740
ANIMALS & ANIMAL PRODUCTS	NA	---	---	16723	23299
ANIMALS-LIVE,EX POULTRY	NA	---	---	119	1223
CATTLE	HNO	0	1	119	1223
MEATS AND MEAT PRODUCTS	MT	3590	4059	10802	15873
MEATS-FRESH,FROZEN	MT	2309	2651	8685	12982
BEEF AND VEAL	MT	1797	2016	6917	11060
PORK	MT	92	8	395	16
VARIETY MEATS	MT	337	573	981	1709
MEATS-PREP,PRES	MT	1281	1408	2117	2892
BEEF	MT	149	192	442	439
PORK	MT	67	10	121	29
POULTRY & POULTRY PRODS	NA	---	---	3908	4035
POULTRY-LIVE	NA	---	---	42	25
BABY CHICKS-BREEDER	HNO	0	3	0	12
BABY CHICKS-EX BROR	HNO				
POULTRY MEATS	MT	1990	1649	3578	3322
POULTRY MEAT-FR,FRZ	MT	1931	1592	3433	3233
CHICKENS	MT	1482	1199	2457	2308
TURKEYS	MT	258	205	619	476
POULTRY MEATS-PREP	MT	59	57	145	88
EGGS	NA	---	---	288	688
DAIRY PRODUCTS	NA	---	---	1381	1232
EVAP & COND MILK	MT	41	25	45	33
NONFAT DRY MILK	MT	23	17	22	27
BUTTER & ANHYDROUS	MT	13	6	33	17
CHEESE	MT	130	103	401	303
FATS,OILS AND GREASES	MT	163	643	142	457
LARD	MT	1	0	2	0
TALLOW-INEDIBLE	MT	0	135	0	60
HIDES AND SKINS	NA	---	---	30	0
CATTLE HIDES	HNO				
CATTLE HIDES-WHOLE	HNO				
FURSKINS	NA	---	---		
OTHER ANIMAL PRODUCTS	NA	---	---	341	479
GRAINS AND PREPARATIONS	NA	---	---	177830	189999
WHEAT AND PRODUCTS	MT	348030	323547	52024	58337
WHEAT AND WHEAT FLOUR	MT	347697	323172	51861	58160
WHEAT	MT	91948	141428	10988	22346
WHEAT FLOUR-GR EQ	MT	255749	181744	40874	35814
BULGUR & ROLLED WHEAT	MT	43	0	15	0
RICE	MT	201792	222471	119945	125621
FEED GRAINS & PRODUCTS	MT	3463	5285	403	723
FEED GRAINS	MT	3150	4988	258	543
BARLEY	MT				
CORN	MT	3150	4765	255	495
GRAIN SORGHUMS	MT	0	223	0	48
OATS	MT				
BLENDED FOOD PRODUCTS	MT	0	225	45	234
FRUITS AND PREPARATIONS	NA	---	---	18622	18963
FRESH	MT	19180	20267	10041	12512
CITRUS	MT	195	130	122	86
OTHER	MT	18945	20137	9919	12426
DRIED	MT	117	51	129	98
CANNED	MT	5590	8208	3102	1829
FRUIT JUICES	MLT	7576	8563	4466	3847
NUTS AND PREPARATIONS	NA	---	---	3390	5321
VEGETABLES & PREPARATIONS	NA	---	---	19810	24252
FRESH	MT	1020	499	542	426
VEGETABLES-FROZEN	MT	1029	1054	1049	1393
PULSES	MT	845	1305	555	816
DRIED BEANS	MT	478	684	305	427
DRIED PEAS	MT	359	491	220	263
DRIED LENTILS	MT	28	130	30	127
CANNED	MT	7200	9366	6036	8896
HOPS-INC EXTRACT EQ	MT				
FEEDS,FODDERS-EX OILCAKE	NA	---	---	7798	3996
CORN BYPRODUCTS	MT				
ALFALFA MEAL AND CUBES	MT	281	504	82	69
OILSEEDS AND PRODUCTS	NA	---	---	16713	24743
OILCAKE AND MEAL	MT	17979	36105	4529	9275
SOYBEAN	MT	17979	36105	4529	9275
OILSEEDS	NA	---	---	83	13
SOYBEANS	MT				
OILS AND WAXES-VEG	MT	8307	8891	12101	15360
OILS-SOYA,COTTONSEED	MT	461	407	526	490
SOYBEAN	MT	461	390	526	471
COTTONSEED	MT	0	17	0	19
TOBACCO,UNMANUFACTURED	MT				
BURLEY	MT				
FLUE-CURED	MT				
COTTON-EX LINTERS	MT	0	251	0	800
COTTON LINTERS	MT				
ESSENTIAL OILS	MT	12	2	14	11
SEEDS-FIELD AND GARDEN	NA	---	---	1552	1928
OTHER VEGETABLE PRODS	NA	---	---	21057	19429

GRAINS & PREP---CONTINUED

TABLE 1--U.S. AGRICULTURAL EXPORTS: QUANTITY AND VALUE, COUNTRY BY COMMODITY GROUP, FISCAL YEARS 1978 AND 1979

COUNTRY AND COMMODITY GROUP	UNIT	QUANTITY 1978	QUANTITY 1979	VALUE 1978 $1,000	VALUE 1979 $1,000
SIB DATAN					
TOTAL	***	***	***	5025	2689
ANIMALS & ANIMAL PRODUCTS	NA	***	***	383	273
ANIMALS-LIVE,EX POULTRY	NA	***	***		
CATTLE	HNO				
MEATS AND MEAT PRODUCTS	MT	55	13	203	107
MEATS-FRESH,FROZEN	MT	30	13	149	103
BEEF AND VEAL	MT	26	7	130	76
PORK	MT	4	6	18	24
VARIETY MEATS	MT	0	0	1	1
MEATS-PREP,PRES	MT	25	0	54	4
BEEF	MT	4	0	4	2
PORK	MT	7	0	25	0
POULTRY & POULTRY PRODS	NA	***	***	63	96
POULTRY-LIVE	NA	***	***		
BABY CHICKS-BREEDER	HNO				
BABY CHICKS-EX BRDR	HNO				
POULTRY MEATS	MT	36	46	56	78
POULTRY MEAT-PR,FRZ	MT	36	46	56	78
CHICKENS	MT	27	18	40	30
TURKEYS	MT	7	21	12	34
POULTRY MEATS-PREP	MT				
EGGS	NA	***	***	7	18
DAIRY PRODUCTS	NA	***	***	112	54
EVAP & COND MILK	MT	6	5	7	5
NONFAT DRY MILK	MT	5	1	10	3
BUTTER & ANHYDROUS	MT	1	0	3	0
CHEESE	MT	11	1	34	3
FATS,OILS AND GREASES	MT	0	17	0	15
LARD	MT				
TALLOW-INEDIBLE	MT				
HIDES AND SKINS	NA	***	***		
CATTLE HIDES	HNO				
CATTLE HIDES-WHOLE	HNO				
FURSKINS	NA	***	***		
OTHER ANIMAL PRODUCTS	NA	***	***	8	0
GRAINS AND PREPARATIONS	NA	***	***	2229	455
WHEAT AND PRODUCTS	MT	92	95	28	28
WHEAT AND WHEAT FLOUR	MT	81	92	20	24
WHEAT	MT	5	0	1	0
WHEAT FLOUR-GR EQ	MT	76	92	19	24
BULGUR & ROLLED WHEAT	MT				
RICE	MT	5843	494	2097	274
FEED GRAINS & PRODUCTS	MT	2	0	2	0
FEED GRAINS	MT				
BARLEY	MT				
CORN	MT				
GRAIN SORGHUMS	MT				
OATS	MT				
BLENDED FOOD PRODUCTS	MT				
FRUITS AND PREPARATIONS	NA	***	***	159	165
FRESH	MT	15	0	15	0
CITRUS	MT	4	0	2	0
OTHER	MT	11	0	13	0
DRIED	MT	2	0	4	2
CANNED	MT	111	108	80	95
FRUIT JUICES	MLT	90	93	45	47
NUTS AND PREPARATIONS	NA	***	***	149	83
VEGETABLES & PREPARATIONS	NA	***	***	1035	946
FRESH	MT	29	3	29	3
VEGETABLES-FROZEN	MT	8	35	10	35
PULSES	MT	57	179	37	81
DRIED BEANS	MT	52	161	34	61
DRIED PEAS	MT	5	18	2	20
DRIED LENTILS	MT				
CANNED	MT	127	127	123	150
HOPS-INC EXTRACT EQ	MT				
FEEDS,FODDERS-EX OILCAKE	NA	***	***	18	33
CORN BYPRODUCTS	MT				
ALFALFA MEAL AND CUBES	MT				
OILSEEDS AND PRODUCTS	NA	***	***	144	162
OILCAKE AND MEAL	MT				
SOYBEAN	MT				
OILSEEDS	NA	***	***	1	0
SOYBEANS	MT				
OILS AND WAXES-VEG	MT	99	92	141	162
OILS-SOYA,COTTONSEED	MT				
SOYBEAN	MT				
COTTONSEED	MT				
TOBACCO,UNMANUFACTURED	MT				
BURLEY	MT				
FLUE-CURED	MT				
COTTON-EX LINTERS	MT				
COTTON LINTERS	MT				
ESSENTIAL OILS	MT	0	0	0	2
SEEDS-FIELD AND GARDEN	NA	***	***	43	92
OTHER VEGETABLE PRODS	NA	***	***	878	478

GRAINS & PREP---CONTINUED

TABLE 1--U.S. AGRICULTURAL EXPORTS: QUANTITY AND VALUE, COUNTRY BY COMMODITY GROUP, FISCAL YEARS 1978 AND 1979

COUNTRY AND COMMODITY GROUP	UNIT	QUANTITY 1978	QUANTITY 1979	VALUE 1978 $1,000	VALUE 1979 $1,000
520 UNITED ARAB EMIRATES					
TOTAL	---	---	---	21995	48785
ANIMALS & ANIMAL PRODUCTS	NA	---	---	3921	2692
ANIMALS-LIVE,EX POULTRY	NA	---	---		
CATTLE	HNO				
MEATS AND MEAT PRODUCTS	MT	315	291	1056	1088
MEATS-FRESH,FROZEN	MT	214	196	856	904
BEEF AND VEAL	MT	157	154	597	694
PORK	MT	23	12	87	86
VARIETY MEATS	MT	34	23	171	108
MEATS-PREP,PRES	MT	101	95	200	184
BEEF	MT	20	18	37	41
PORK	MT	15	33	35	68
POULTRY & POULTRY PRODS	NA	---	---	2439	1338
POULTRY-LIVE	NA	---	---		
BABY CHICKS-BREEDER	HNO				
BABY CHICKS-EX BRDR	HNO				
POULTRY MEATS	MT	428	323	795	673
POULTRY MEAT-FR,FRZ	MT	409	321	753	669
CHICKENS	MT	304	202	499	437
TURKEYS	MT	86	56	167	132
POULTRY MEATS-PREP	MT	19	2	42	4
EGGS	NA	---	---	1644	665
DAIRY PRODUCTS	NA	---	---	317	189
EVAP & COND MILK	MT	7	28	6	27
NONFAT DRY MILK	MT	21	1	30	2
BUTTER & ANHYDROUS	MT				
CHEESE	MT	21	21	68	64
FATS,OILS AND GREASES	MT	38	15	41	21
LARD	MT	7		7	1
TALLOW-INEDIBLE	MT				
HIDES AND SKINS	NA	---	---		
CATTLE HIDES	HNO				
CATTLE HIDES-WHOLE	HNO				
FURSKINS	NA	---	---		
OTHER ANIMAL PRODUCTS	NA	---	---	67	55
GRAINS AND PREPARATIONS	NA	---	---	5956	27678
WHEAT AND PRODUCTS	MT	6021	6410	938	1033
WHEAT AND WHEAT FLOUR	MT	5977	6321	894	1003
WHEAT	MT				
WHEAT FLOUR-GR EQ	MT	5977	6321	894	1003
BULGUR & ROLLED WHEAT	MT	0	52	0	7
RICE	MT	7448	67222	3730	26285
GRAINS & PREP---CONTINUED					
FEED GRAINS & PRODUCTS	MT	256	844	116	128
FEED GRAINS	MT	11	1	1	1
BARLEY	MT	0	1	0	1
CORN	MT	11	0	1	0
GRAIN SORGHUMS	MT				
OATS	MT				
BLENDED FOOD PRODUCTS	MT	545	0	174	0
FRUITS AND PREPARATIONS	NA	---	---	1619	4065
FRESH	MT	80	4645	62	3558
CITRUS	MT	32	19	18	8
OTHER	MT	48	4666	44	2549
DRIED	MT	11	8	16	9
CANNED	MT	488	538	406	466
FRUIT JUICES	MLT	1730	1624	1078	954
NUTS AND PREPARATIONS	NA	---	---	1970	2317
VEGETABLES & PREPARATIONS	NA	---	---	3835	4234
FRESH	MT	116	37	81	12
VEGETABLES-FROZEN	MT	252	234	347	263
PULSES	MT	438	1169	236	723
DRIED BEANS	MT	176	535	108	285
DRIED PEAS	MT	251	556	116	377
DRIED LENTILS	MT	11	78	13	62
CANNED	MT	1377	1413	1341	1397
HOPS-INC EXTRACT EQ	MT				
FEEDS,FODDERS-EX OILCAKE	NA	---	---	69	151
CORN BYPRODUCTS	MT				
ALFALFA MEAL AND CUBES	MT				
OILSEEDS AND PRODUCTS	NA	---	---	1139	864
OILCAKE AND MEAL	MT	18	0	16	0
SOYBEAN	MT				
OILSEEDS	NA	---	---	5	0
SOYBEANS	MT				
OILS AND WAXES-VEG	MT	576	518	1103	844
OILS-SOYA,COTTONSEED	MT	15	3	21	3
SOYBEAN	MT	15	3	21	3
COTTONSEED	MT				
TOBACCO,UNMANUFACTURED	MT				
BURLEY	MT				
FLUE-CURED	MT				
COTTON-EX LINTERS	MT				
COTTON LINTERS	MT				
ESSENTIAL OILS	MT	0	0	1	0
SEEDS-FIELD AND GARDEN	NA	---	---	236	264
OTHER VEGETABLE PRODS	NA	---	---	3248	3820

TABLE I--U.S. AGRICULTURAL EXPORTS: QUANTITY AND VALUE, COUNTRY BY COMMODITY GROUP, FISCAL YEARS 1978 AND 1979

COUNTRY AND COMMODITY GROUP	UNIT	QUANTITY 1978	QUANTITY 1979	VALUE 1978 $1,000	VALUE 1979 $1,000
521 YEMEN (SANA)					
TOTAL	---	---	---	3869	10278
ANIMALS & ANIMAL PRODUCTS	NA	---	---	438	2
ANIMALS-LIVE,EX POULTRY	NA	---	---		
CATTLE	NNO				
MEATS AND MEAT PRODUCTS	MT				
MEATS-FRESH,FROZEN	MT				
BEEF AND VEAL	MT				
PORK	MT				
VARIETY MEATS	MT				
MEATS-PREP,PRES	MT				
BEEF	MT				
PORK	MT				
POULTRY & POULTRY PRODS	NA	---	---	420	0
POULTRY-LIVE	NA	---	---		
BABY CHICKS-BREEDER	NNO				
BABY CHICKS-EX BRDR	NNO				
POULTRY MEATS	MT				
POULTRY MEAT-FR,FRZ	MT				
CHICKENS	MT				
TURKEYS	MT				
POULTRY MEATS-PREP	MT				
EGGS	NA	---	---	420	0
DAIRY PRODUCTS	NA	---	---	18	2
EVAP & COND MILK	MT				
NONFAT DRY MILK	MT	0	26	0	2
BUTTER & ANHYDROUS	MT				
CHEESE	MT				
FATS,OILS AND GREASES	MT				
LARD	MT				
TALLOW-INEDIBLE	MT				
HIDES AND SKINS	NA	---	---		
CATTLE HIDES	NNO				
CATTLE HIDES-WHOLE	NNO				
FURSKINS	NA	---	---		
OTHER ANIMAL PRODUCTS	NA	---	---		
GRAINS AND PREPARATIONS	NA	---	---	3296	10066
WHEAT AND PRODUCTS	MT	1187	27600	151	3853
WHEAT AND WHEAT FLOUR	MT	1187	27600	151	3853
WHEAT	MT	763	25401	76	3519
WHEAT FLOUR-GR EQ	MT	424	2199	75	334
BULGUR & ROLLED WHEAT	MT				
RICE	MT	4979	13817	2980	6111
GRAINS & PREP---CONTINUED					
FEED GRAINS & PRODUCTS	MT				
FEED GRAINS	MT				
BARLEY	MT				
CORN	MT				
GRAIN SORGHUMS	MT				
OATS	MT				
BLENDED FOOD PRODUCTS	MT	0	0	8	0
FRUITS AND PREPARATIONS	NA	---	---		
FRESH	MT				
CITRUS	MT				
OTHER	MT				
DRIED	MT				
CANNED	MT				
FRUIT JUICES	MLT				
NUTS AND PREPARATIONS	NA	---	---	12	0
VEGETABLES & PREPARATIONS	NA	---	---	17	0
FRESH	MT				
VEGETABLES-FROZEN	MT				
PULSES	MT				
DRIED BEANS	MT				
DRIED PEAS	MT				
DRIED LENTILS	MT				
CANNED	MT				
HOPS-INC EXTRACT EQ	MT				
FEEDS,FODDERS-EX OILCAKE	NA	---	---		
CORN BYPRODUCTS	MT				
ALFALFA MEAL AND CUBES	MT				
OILSEEDS AND PRODUCTS	NA	---	---	34	58
OILCAKE AND MEAL	MT				
SOYBEAN	MT				
OILSEEDS	NA	---	---		
SOYBEANS	MT				
OILS AND WAXES-VEG	MT	40	66	34	58
OILS-SOYA,COTTONSEED	MT	40	65	34	57
SOYBEAN	MT	40	65	34	57
COTTONSEED	MT				
TOBACCO,UNMANUFACTURED	MT				
BURLEY	MT				
FLUE-CURED	MT				
COTTON-EX LINTERS	MT				
COTTON LINTERS	MT				
ESSENTIAL OILS	MT				
SEEDS-FIELD AND GARDEN	NA	---	---	81	61
OTHER VEGETABLE PRODS	NA	---	---	30	91

TABLE 1--U.S. AGRICULTURAL EXPORTS: QUANTITY AND VALUE, COUNTRY BY COMMODITY GROUP, FISCAL YEARS 1978 AND 1979

COUNTRY AND COMMODITY GROUP	UNIT	QUANTITY 1978	QUANTITY 1979	VALUE 1978 $1,000	VALUE 1979 $1,000
522 YEMEN (ADEN)					
TOTAL	---	---	---	16178	6832
ANIMALS & ANIMAL PRODUCTS	NA	---	---		
ANIMALS-LIVE,EX POULTRY	NA	---	---		
CATTLE	HNO				
MEATS AND MEAT PRODUCTS	MT				
MEATS-FRESH,FROZEN	MT				
BEEF AND VEAL	MT				
PORK	MT				
VARIETY MEATS	MT				
MEATS-PREP,PRES	MT				
BEEF	MT				
PORK	MT				
POULTRY & POULTRY PRODS	NA	---	---		
POULTRY-LIVE	NA	---	---		
BABY CHICKS-BREEDER	HNO				
BABY CHICKS-EX BRDR	HNO				
POULTRY MEATS	MT				
POULTRY MEAT-PR,FRZ	MT				
CHICKENS	MT				
TURKEYS	MT				
POULTRY MEATS-PREP	MT				
EGGS	NA	---	---		
DAIRY PRODUCTS	NA	---	---		
EVAP & COND MILK	MT				
NONFAT DRY MILK	MT				
BUTTER & ANHYDROUS	MT				
CHEESE	MT				
FATS,OILS AND GREASES	MT				
LARD	MT				
TALLOW-INEDIBLE	MT				
HIDES AND SKINS	NA	---	---		
CATTLE HIDES	HNO				
CATTLE HIDES-WHOLE	HNO				
FURSKINS	NA	---	---		
OTHER ANIMAL PRODUCTS	NA	---	---		
GRAINS AND PREPARATIONS	NA	---	---	15758	6436
WHEAT AND PRODUCTS	MT	116706	45363	15628	6436
WHEAT AND WHEAT FLOUR	MT	116706	45363	15628	6436
WHEAT	MT	116706	45363	15628	6436
WHEAT FLOUR-GR EQ	MT				
BULGUR & ROLLED WHEAT	MT				
RICE	MT	227	0	130	0

GRAINS & PREP---CONTINUED

COMMODITY GROUP	UNIT	QUANTITY 1978	QUANTITY 1979	VALUE 1978 $1,000	VALUE 1979 $1,000
FEED GRAINS & PRODUCTS	MT				
FEED GRAINS	MT				
BARLEY	MT				
CORN	MT				
GRAIN SORGHUMS	MT				
OATS	MT				
BLENDED FOOD PRODUCTS	MT				
FRUITS AND PREPARATIONS	NA	---	---		
FRESH	MT				
CITRUS	MT				
OTHER	MT				
DRIED	MT				
CANNED	MT				
FRUIT JUICES	MLT				
NUTS AND PREPARATIONS	NA	---	---		
VEGETABLES & PREPARATIONS	NA	---	---		
FRESH	MT				
VEGETABLES-FROZEN	MT				
PULSES	MT				
DRIED BEANS	MT				
DRIED PEAS	MT				
DRIED LENTILS	MT				
CANNED	MT				
HOPS-INC EXTRACT EQ	MT				
FEEDS,FODDERS-EX OILCAKE	NA	---	---		
CORN BYPRODUCTS	MT				
ALFALFA MEAL AND CUBES	MT				
OILSEEDS AND PRODUCTS	NA	---	---	2	5
OILCAKE AND MEAL	MT	10	0	2	0
SOYBEAN	MT	10	0	2	0
OILSEEDS	NA	---	---		
SOYBEANS	MT				
OILS AND WAXES-VEG	MT	0	5	0	5
OILS-SOYA,COTTONSEED	MT				
SOYBEAN	MT				
COTTONSEED	MT				
TOBACCO,UNMANUFACTURED	MT	114	125	366	342
BURLEY	MT				
FLUE-CURED	MT	104	69	364	144
COTTON-EX LINTERS	MT				
COTTON LINTERS	MT				
ESSENTIAL OILS	MT				
SEEDS-FIELD AND GARDEN	NA	---	---	10	30
OTHER VEGETABLE PRODS	NA	---	---	3	20

TABLE 1--U.S. AGRICULTURAL EXPORTS: QUANTITY AND VALUE, COUNTRY BY COMMODITY GROUP, FISCAL YEARS 1978 AND 1979

COUNTRY AND COMMODITY GROUP	UNIT	QUANTITY 1978	QUANTITY 1979	VALUE 1978 $1,000	VALUE 1979 $1,000
523 OMAN					
TOTAL	---	---	---	3039	2149
ANIMALS & ANIMAL PRODUCTS	NA	---	---	1572	58
ANIMALS-LIVE,EX POULTRY	NA	---	---	173	0
CATTLE	HNO	0	0	173	0
MEATS AND MEAT PRODUCTS	MT	37	8	143	37
MEATS-FRESH,FROZEN	MT	18	3	88	21
BEEF AND VEAL	MT	7	3	45	21
PORK	MT	10	0	32	0
VARIETY MEATS	MT	0	0	2	0
MEATS-PREP,PRES	MT	19	5	54	16
BEEF	MT	3	0	9	0
PORK	MT	1	0	2	0
POULTRY & POULTRY PRODS	NA	---	---	1215	20
POULTRY-LIVE	NA	---	---		
BABY CHICKS-BREEDER	HNO				
BABY CHICKS-EX BRDR	HNO				
POULTRY MEATS	MT	40	12	82	20
POULTRY MEAT-FR,FRZ	MT	39	12	80	20
CHICKENS	MT	16	3	7	6
TURKEYS	MT	17	9	28	14
POULTRY MEATS-PREP	MT	1	0	2	0
EGGS	NA	---	---	1172	0
DAIRY PRODUCTS	NA	---	---	17	0
EVAP & COND MILK	MT				
NONFAT DRY MILK	MT				
BUTTER & ANHYDROUS	MT				
CHEESE	MT	1	0	4	0
FATS,OILS AND GREASES	MT	3	1	5	1
LARD	MT	1	0	2	0
TALLOW-INEDIBLE	MT				
HIDES AND SKINS	NA	---	---	11	0
CATTLE HIDES	HNO				
CATTLE HIDES-WHOLE	HNO				
FURSKINS	NA	---	---		
OTHER ANIMAL PRODUCTS	NA	---	---	8	0
GRAINS AND PREPARATIONS	NA	---	---	130	311
WHEAT AND PRODUCTS	MT				
WHEAT AND WHEAT FLOUR	MT				
WHEAT	MT				
WHEAT FLOUR-GR EQ	MT				
BULGUR & ROLLED WHEAT	MT				
RICE	MT	153	755	115	272
FEED GRAINS & PRODUCTS	MT	12	0	4	0
FEED GRAINS	MT				
BARLEY	MT				
CORN	MT				
GRAIN SORGHUMS	MT				
OATS	MT				
BLENDED FOOD PRODUCTS	MT				
FRUITS AND PREPARATIONS	NA	---	---	223	202
FRESH	MT	3	6	3	6
CITRUS	MT	3	6	3	6
OTHER	MT				
DRIED	MT				
CANNED	MT	74	88	57	43
FRUIT JUICES	MLT	213	209	157	148
NUTS AND PREPARATIONS	NA	---	---	140	240
VEGETABLES & PREPARATIONS	NA	---	---	609	467
FRESH	MT	57	0	33	0
VEGETABLES-FROZEN	MT	15	0	21	1
PULSES	MT	28	89	22	72
DRIED BEANS	MT	8	29	8	24
DRIED PEAS	MT	15	39	9	27
DRIED LENTILS	MT	5	1	6	1
CANNED	MT	276	194	241	192
HOPS-INC EXTRACT EQ	MT				
FEEDS,FODDERS-EX OILCAKE	NA	---	---	280	7
CORN BYPRODUCTS	MT				
ALFALFA MEAL AND CUBES	MT				
OILSEEDS AND PRODUCTS	NA	---	---	13	40
OILCAKE AND MEAL	MT				
SOYBEAN	MT				
OILSEEDS	NA	---	---	2	4
SOYBEANS	MT				
OILS AND WAXES-VEG	MT	7	32	11	35
OILS-SOYA,COTTONSEED	MT				
SOYBEAN	MT				
COTTONSEED	MT				
TOBACCO,UNMANUFACTURED	MT				
BURLEY	MT				
FLUE-CURED	MT				
COTTON-EX LINTERS	MT				
COTTON LINTERS	MT				
ESSENTIAL OILS	MT				
SEEDS-FIELD AND GARDEN	NA	---	---	45	111
OTHER VEGETABLE PRODS	NA	---	---	624	714

GRAINS & PREP---CONTINUED

TABLE 1--U.S. AGRICULTURAL EXPORTS: QUANTITY AND VALUE, COUNTRY BY COMMODITY GROUP, FISCAL YEARS 1978 AND 1979

COUNTRY AND COMMODITY GROUP	UNIT	QUANTITY 1978	QUANTITY 1979	VALUE 1978 $1,000	VALUE 1979 $1,000
525 BAHRAIN					
TOTAL	---	---	---	4983	5757
ANIMALS & ANIMAL PRODUCTS	NA	---	---	893	860
ANIMALS-LIVE,EX POULTRY	NA	---	---	2	0
CATTLE	HNO				
MEATS AND MEAT PRODUCTS	MT	124	110	339	296
MEATS-FRESH,FROZEN	MT	85	69	263	219
BEEF AND VEAL	MT	33	13	128	75
PORK	MT	39	41	94	93
VARIETY MEATS	MT	11	15	41	51
MEATS-PREP,PRES	MT	39	41	76	77
BEEF	MT	10	10	16	25
PORK	MT	9	27	25	41
POULTRY & POULTRY PRODS	NA	---	---	396	458
POULTRY-LIVE	NA	---	---	0	2
BABY CHICKS-BREEDER	HNO				
BABY CHICKS-EX BRDR	HNO	0	7	0	2
POULTRY MEATS	MT	215	273	383	457
POULTRY MEAT-FR,FRZ	MT	215	266	361	445
CHICKENS	MT	140	220	270	362
TURKEYS	MT	39	32	65	55
POULTRY MEATS-PREP	MT	0	7	1	12
EGGS	NA	---	---	13	0
DAIRY PRODUCTS	NA	---	---	152	105
EVAP & COND MILK	MT	3	0	2	0
NONFAT DRY MILK	MT				
BUTTER & ANHYDROUS	MT				
CHEESE	MT	26	27	117	82
FATS,OILS AND GREASES	MT				
LARD	MT				
TALLOW-INEDIBLE	MT				
HIDES AND SKINS	NA	---	---		
CATTLE HIDES	HNO				
CATTLE HIDES-WHOLE	HNO				
FURSKINS	NA	---	---		
OTHER ANIMAL PRODUCTS	NA	---	---	0	0
GRAINS AND PREPARATIONS	NA	---	---	300	792
WHEAT AND PRODUCTS	MT	96	169	43	50
WHEAT AND WHEAT FLOUR	MT	83	96	33	41
WHEAT	MT				
WHEAT FLOUR-GR EQ	MT	83	96	33	41
BULGUR & ROLLED WHEAT	MT				
RICE	MT	103	1228	68	532
GRAINS & PREP---CONTINUED					

COMMODITY GROUP	UNIT	QUANTITY 1978	QUANTITY 1979	VALUE 1978 $1,000	VALUE 1979 $1,000
FEED GRAINS & PRODUCTS	MT	95	291	25	62
FEED GRAINS	MT				
BARLEY	MT				
CORN	MT				
GRAIN SORGHUMS	MT				
OATS	MT				
BLENDED FOOD PRODUCTS	MT				
FRUITS AND PREPARATIONS	NA	---	---	294	485
FRESH	MT	0	107	0	42
CITRUS	MT				
OTHER	MT	0	107	0	42
DRIED	MT	2	0	3	0
CANNED	MT	68	155	68	145
FRUIT JUICES	MLT	315	355	201	264
NUTS AND PREPARATIONS	NA	---	---	396	448
VEGETABLES & PREPARATIONS	NA	---	---	1730	1747
FRESH	MT	3	3	1	4
VEGETABLES-FROZEN	MT	195	175	183	178
PULSES	MT	291	268	203	179
DRIED BEANS	MT	123	87	81	68
DRIED PEAS	MT	157	125	108	75
DRIED LENTILS	MT	11	56	15	80
CANNED	MT	466	489	420	404
HOPS-INC EXTRACT EQ	MT				
FEEDS,FODDERS-EX OILCAKE	NA	---	---	332	399
CORN BYPRODUCTS	MT	13	0	1	0
ALFALFA MEAL AND CUBES	MT				
OILSEEDS AND PRODUCTS	NA	---	---	292	302
OILCAKE AND MEAL	MT				
SOYBEAN	MT				
OILSEEDS	NA	---	---	1	5
SOYBEANS	MT				
OILS AND WAXES-VEG	MT	197	172	291	297
OILS-SOYA,COTTONSEED	MT	3	0	3	0
SOYBEAN	MT	3	0	3	0
COTTONSEED	MT				
TOBACCO,UNMANUFACTURED	MT				
BURLEY	MT				
FLUE-CURED	MT				
COTTON-EX LINTERS	MT				
COTTON LINTERS	MT				
ESSENTIAL OILS	MT	1	0	11	3
SEEDS-FIELD AND GARDEN	NA	---	---	16	29
OTHER VEGETABLE PRODS	NA	---	---	720	694

TABLE 1--U.S. AGRICULTURAL EXPORTS: QUANTITY AND VALUE, COUNTRY BY COMMODITY GROUP, FISCAL YEARS 1978 AND 1979

COUNTRY AND COMMODITY GROUP	UNIT	QUANTITY 1978	QUANTITY 1979	VALUE 1978 $1,000	VALUE 1979 $1,000
531 AFGHANISTAN					
TOTAL	---	---	---	4721	3892
ANIMALS & ANIMAL PRODUCTS	NA	---	---	1234	635
ANIMALS-LIVE,EX POULTRY	NA	---	---		
CATTLE	HNO				
MEATS AND MEAT PRODUCTS	MT				
MEATS-FRESH,FROZEN	MT				
BEEF AND VEAL	MT				
PORK	MT				
VARIETY MEATS	MT				
MEATS-PREP,PRES	MT				
BEEF	MT				
PORK	MT				
POULTRY & POULTRY PRODS	NA	---	---		
POULTRY-LIVE	NA	---	---		
BABY CHICKS-BREEDER	HNO				
BABY CHICKS-EX BRDR	HNO				
POULTRY MEATS	MT				
POULTRY MEAT-FR,FRZ	MT				
CHICKENS	MT				
TURKEYS	MT				
POULTRY MEATS-PREP	MT				
EGGS	NA	---	---		
DAIRY PRODUCTS	NA	---	---	915	176
EVAP & COND MILK	MT				
NONFAT DRY MILK	MT	572	500	915	176
BUTTER & ANHYDROUS	MT				
CHEESE	MT				
FATS,OILS AND GREASES	MT	597	909	320	459
LARD	MT				
TALLOW-INEDIBLE	MT	597	909	320	459
HIDES AND SKINS	NA	---	---		
CATTLE HIDES	HNO				
CATTLE HIDES-WHOLE	HNO				
FURSKINS	NA	---	---		
OTHER ANIMAL PRODUCTS	NA	---	---		
GRAINS AND PREPARATIONS	NA	---	---	3220	2250
WHEAT AND PRODUCTS	MT	27542	14108	3220	2250
WHEAT AND WHEAT FLOUR	MT	27542	14108	3220	2250
WHEAT	MT	27542	14108	3220	2250
WHEAT FLOUR-GR EQ	MT				
BULGUR & ROLLED WHEAT	MT				
RICE	MT				
GRAINS & PREP---CONTINUED					

COMMODITY GROUP	UNIT	QUANTITY 1978	QUANTITY 1979	VALUE 1978 $1,000	VALUE 1979 $1,000
FEED GRAINS & PRODUCTS	MT				
FEED GRAINS	MT				
BARLEY	MT				
CORN	MT				
GRAIN SORGHUMS	MT				
OATS	MT				
BLENDED FOOD PRODUCTS	MT				
FRUITS AND PREPARATIONS	NA	---	---		
FRESH	MT				
CITRUS	MT				
OTHER	MT				
DRIED	MT				
CANNED	MT				
FRUIT JUICES	MLT				
NUTS AND PREPARATIONS	NA	---	---	3	0
VEGETABLES & PREPARATIONS	NA	---	---	1	0
FRESH	MT				
VEGETABLES-FROZEN	MT				
PULSES	MT				
DRIED BEANS	MT				
DRIED PEAS	MT				
DRIED LENTILS	MT				
CANNED	MT				
HOPS-INC EXTRACT EQ	MT				
FEEDS,FODDERS-EX OILCAKE	NA	---	---		
CORN BYPRODUCTS	MT				
ALFALFA MEAL AND CUBES	MT				
OILSEEDS AND PRODUCTS	NA	---	---	197	1005
OILCAKE AND MEAL	MT				
SOYBEAN	MT				
OILSEEDS	NA	---	---	0	3
SOYBEANS	MT				
OILS AND WAXES-VEG	MT	186	1104	197	1002
OILS-SOYA,COTTONSEED	MT	0	1104	0	1002
SOYBEAN	MT	0	1104	0	1002
COTTONSEED	MT				
TOBACCO,UNMANUFACTURED	MT				
BURLEY	MT				
FLUE-CURED	MT				
COTTON-EX LINTERS	MT	50	0	65	0
COTTON LINTERS	MT				
ESSENTIAL OILS	MT				
SEEDS-FIELD AND GARDEN	NA	---	---		
OTHER VEGETABLE PRODS	NA	---	---	2	1

TABLE I--U.S. AGRICULTURAL EXPORTS: QUANTITY AND VALUE, COUNTRY BY COMMODITY GROUP, FISCAL YEARS 1978 AND 1979

COUNTRY AND COMMODITY GROUP	UNIT	QUANTITY 1978	QUANTITY 1979	VALUE 1978 $1,000	VALUE 1979 $1,000
523 INDIA					
TOTAL	---	---	---	270676	220351
ANIMALS & ANIMAL PRODUCTS	NA	---	---	20347	8569
ANIMALS-LIVE,EX POULTRY	NA	---	---	0	315
CATTLE	HND	0	0	0	310
MEATS AND MEAT PRODUCTS	MT	22	7	66	21
MEATS-FRESH,FROZEN	MT				
BEEF AND VEAL	MT				
PORK	MT				
VARIETY MEATS	MT				
MEATS-PREP,PRES	MT	22	7	66	21
BEEF	MT				
PORK	MT	8	1	27	1
POULTRY & POULTRY PRODS	NA	---	---	45	70
POULTRY-LIVE	NA	---	---	45	69
BABY CHICKS-BREEDER	HND	8	9	45	69
BABY CHICKS-EX BRDR	HND				
POULTRY MEATS	MT	0	3	0	2
POULTRY MEAT-FR,FRZ	MT	0	3	0	2
CHICKENS	MT				
TURKEYS	MT	0	3	0	2
POULTRY MEATS-PREP	MT				
EGGS	NA	---	---		
DAIRY PRODUCTS	NA	---	---	15615	4407
EVAP & COND MILK	MT	1	2	1	2
NONFAT DRY MILK	MT	16593	11542	14957	4087
BUTTER & ANHYDROUS	MT				
CHEESE	MT	6	4	20	13
FATS,OILS AND GREASES	MT	17572	6363	7797	3303
LARD	MT				
TALLOW-INEDIBLE	MT	17572	6363	7797	3303
HIDES AND SKINS	NA	---	---	16	0
CATTLE HIDES	HND	1	0	16	0
CATTLE HIDES-WHOLE	HND	1	0	16	0
FURSKINS	NA	---	---		
OTHER ANIMAL PRODUCTS	NA	---	---	807	453
GRAINS AND PREPARATIONS	NA	---	---	81044	77625
WHEAT AND PRODUCTS	MT	440812	334730	63499	63460
WHEAT AND WHEAT FLOUR	MT	119086	10411	12946	1469
WHEAT	MT	111604	454	11876	91
WHEAT FLOUR-GR EQ	MT	7482	9957	1070	1378
BULGUR & ROLLED WHEAT	MT	321725	324319	50553	61991
RICE	MT	4215	5	1330	5
GRAINS & PREP---CONTINUED					

COMMODITY GROUP	UNIT	QUANTITY 1978	QUANTITY 1979	VALUE 1978 $1,000	VALUE 1979 $1,000
FEED GRAINS & PRODUCTS	MT	15	6911	3	871
FEED GRAINS	MT	0	6911	0	871
BARLEY	MT				
CORN	MT	0	6911	0	871
GRAIN SORGHUMS	MT				
OATS	MT				
BLENDED FOOD PRODUCTS	MT	40832	42323	16196	13284
FRUITS AND PREPARATIONS	NA	---	---	335	102
FRESH	MT	30	31	32	36
CITRUS	MT				
OTHER	MT	30	31	32	36
DRIED	MT	205	39	268	65
CANNED	MT	6	0	6	0
FRUIT JUICES	MLT	39	1	27	1
NUTS AND PREPARATIONS	NA	---	---	2037	3890
VEGETABLES & PREPARATIONS	NA	---	---	735	759
FRESH	MT	1039	0	334	0
VEGETABLES-FROZEN	MT	1	0	1	0
PULSES	MT	1191	2326	354	610
DRIED BEANS	MT	53	53	13	13
DRIED PEAS	MT	1138	2219	342	583
DRIED LENTILS	MT	0	54	0	14
CANNED	MT	25	77	33	133
HOPS-INC EXTRACT EQ	MT	0	3	2	7
FEEDS,FOUDERS-EX OILCAKE	NA	---	---	25	26
CORN BYPRODUCTS	MT	0	61	0	12
ALFALFA MEAL AND CUBES	MT				
OILSEEDS AND PRODUCTS	NA	---	---	141205	128158
OILCAKE AND MEAL	MT	1545	178	691	77
SOYBEAN	MT	1463	0	657	0
OILSEEDS	NA	---	---	4	0
SOYBEANS	MT				
OILS AND WAXES-VEG	MT	263893	181570	163566	128211
OILS-SOYA,COTTONSEED	MT	247733	181081	146737	127786
SOYBEAN	MT	247733	181081	146737	127786
COTTONSEED	MT				
TOBACCO,UNMANUFACTURED	MT	72	45	162	221
BURLEY	MT	22	45	96	221
FLUE-CURED	MT				
COTTON-EX LINTERS	MT	22	208	29	151
COTTON LINTERS	MT				
ESSENTIAL OILS	MT	108	190	286	346
SEEDS-FIELD AND GARDEN	NA	---	---	55	5
OTHER VEGETABLE PRODS	NA	---	---	357	370

TABLE 1 --U.S. AGRICULTURAL EXPORTS: QUANTITY AND VALUE, COUNTRY BY COMMODITY GROUP, FISCAL YEARS 1978 AND 1979

COUNTRY AND COMMODITY GROUP	UNIT	QUANTITY 1978	QUANTITY 1979	VALUE 1978 $1,000	VALUE 1979 $1,000
535 PAKISTAN					
TOTAL	---	---	---	218439	246957
ANIMALS & ANIMAL PRODUCTS	NA	---	---	21970	26383
ANIMALS-LIVE,EX POULTRY	NA	---	---		
CATTLE	HNO				
MEATS AND MEAT PRODUCTS	MT	0	0	2	1
MEATS-FRESH,FROZEN	MT	0	0	2	0
BEEF AND VEAL	MT	0	0	2	0
PORK	MT				
VARIETY MEATS	MT				
MEATS-PREP,PRES	MT	0	0	0	1
BEEF	MT				
PORK	MT	0	0	0	1
POULTRY & POULTRY PRODS	NA	---	---	151	140
POULTRY-LIVE	NA	---	---	151	140
BABY CHICKS-BREEDER	HNO	85	88	151	140
BABY CHICKS-EX BRDR	HNO				
POULTRY MEATS	MT				
POULTRY MEAT-FR,FRZ	MT				
CHICKENS	MT				
TURKEYS	MT				
POULTRY MEATS-PREP	MT				
EGGS	NA	---	---		
DAIRY PRODUCTS	NA	---	---	354	455
EVAP & COND MILK	MT	0	2	0	1
NONFAT DRY MILK	MT	283	942	344	341
BUTTER & ANHYDROUS	MT				
CHEESE	MT	2	3	7	9
FATS,OILS AND GREASES	MT	47786	50947	21161	25698
LARD	MT				
TALLOW-INEDIBLE	MT	47773	50916	21144	25663
HIDES AND SKINS	NA	---	---	281	83
CATTLE HIDES	HNO	9	1	246	34
CATTLE HIDES-WHOLE	HNO	9	1	246	34
FURSKINS	NA	---	---		
OTHER ANIMAL PRODUCTS	NA	---	---	20	6
GRAINS AND PREPARATIONS	NA	---	---	130805	109499
WHEAT AND PRODUCTS	MT	1003600	794762	130801	109431
WHEAT AND WHEAT FLOUR	MT	1003597	794756	130799	109427
WHEAT	MT	1003597	794756	130799	109427
WHEAT FLOUR-GR EQ	MT				
BULGUR & ROLLED WHEAT	MT				
RICE	MT	1	0	1	0
GRAINS & PREP---CONTINUED					
FEED GRAINS & PRODUCTS	MT	0	83	0	13
FEED GRAINS	MT				
BARLEY	MT				
CORN	MT				
GRAIN SORGHUMS	MT				
OATS	MT				
BLENDED FOOD PRODUCTS	MT				
FRUITS AND PREPARATIONS	NA	---	---	42	10
FRESH	MT				
CITRUS	MT				
OTHER	MT				
DRIED	MT	0	0	0	1
CANNED	MT	10	7	10	6
FRUIT JUICES	MLT	22,	4	32	3
NUTS AND PREPARATIONS	NA	---	---	84	112
VEGETABLES & PREPARATIONS	NA	---	---	62	51
FRESH	MT				
VEGETABLES-FROZEN	MT				
PULSES	MT	17	0	13	0
DRIED BEANS	MT				
DRIED PEAS	MT	17	0	13	0
DRIED LENTILS	MT				
CANNED	MT	12	16	11	17
HOPS-INC EXTRACT EQ	MT	7	7	11	11
FEEDS,FODDERS-EX OILCAKE	NA	---	---	46	43
CORN BYPRODUCTS	MT				
ALFALFA MEAL AND CUBES	MT				
OILSEEDS AND PRODUCTS	NA	---	---	63024	108068
OILCAKE AND MEAL	MT				
SOYBEAN	MT				
OILSEEDS	NA	---	---	23	7
SOYBEANS	MT				
OILS AND WAXES-VEG	MT	106255	163339	63000	108061
OILS-SOYA,COTTONSEED	MT	106245	163319	62988	108031
SOYBEAN	MT	95814	163319	56058	108031
COTTONSEED	MT	10431	0	6930	0
TOBACCO,UNMANUFACTURED	MT	209	170	1296	1175
BURLEY	MT				
FLUE-CURED	MT	209	170	1296	1175
COTTON-EX LINTERS	MT	80	167	164	392
COTTON LINTERS	MT				
ESSENTIAL OILS	MT	10	25	65	97
SEEDS-FIELD AND GARDEN	NA	---	---	278	77
OTHER VEGETABLE PRODS	NA	---	---	596	1051

TABLE 1 --U.S. AGRICULTURAL EXPORTS: QUANTITY AND VALUE, COUNTRY BY COMMODITY GROUP, FISCAL YEARS 1978 AND 1979

COUNTRY AND COMMODITY GROUP	UNIT	QUANTITY 1978	QUANTITY 1979	VALUE 1978 $1,000	VALUE 1979 $1,000
536 NEPAL					
TOTAL	---	---	---	1164	2083
ANIMALS & ANIMAL PRODUCTS	NA	---	---	136	268
ANIMALS-LIVE,EX POULTRY	NA	---	---		
CATTLE	HNO				
MEATS AND MEAT PRODUCTS	MT	0	0	1	0
MEATS-FRESH,FROZEN	MT				
BEEF AND VEAL	MT				
PORK	MT				
VARIETY MEATS	MT				
MEATS-PREP,PRES	MT	0	0	1	0
BEEF	MT				
PORK	MT				
POULTRY & POULTRY PRODS	NA	---	---	5	8
POULTRY-LIVE	NA	---	---	5	8
BABY CHICKS-BREEDER	HNO	2	4	5	8
BABY CHICKS-EX BRDR	HNO				
POULTRY MEATS	MT				
POULTRY MEAT-FR,FRZ	MT				
CHICKENS	MT				
TURKEYS	MT				
POULTRY MEATS-PREP	MT				
EGGS	NA	---	---		
DAIRY PRODUCTS	NA	---	---	130	260
EVAP & COND MILK	MT				
NONFAT DRY MILK	MT	134	728	128	257
BUTTER & ANHYDROUS	MT				
CHEESE	MT	0	1	2	3
FATS,OILS AND GREASES	MT				
LARD	MT				
TALLOW-INEDIBLE	MT				
HIDES AND SKINS	NA	---	---		
CATTLE HIDES	HNO				
CATTLE HIDES-WHOLE	HNO				
FURSKINS	NA	---	---		
OTHER ANIMAL PRODUCTS	NA	---	---		
GRAINS AND PREPARATIONS	NA	---	---	694	1303
WHEAT AND PRODUCTS	MT	2426	8734	279	1279
WHEAT AND WHEAT FLOUR	MT	2426	8734	279	1279
WHEAT	MT	1121	2700	128	405
WHEAT FLOUR-GR EQ	MT	1305	6034	151	874
BULGUR & ROLLED WHEAT	MT				
RICE	MT				
GRAINS & PREP---CONTINUED					

COMMODITY GROUP	UNIT	QUANTITY 1978	QUANTITY 1979	VALUE 1978 $1,000	VALUE 1979 $1,000
FEED GRAINS & PRODUCTS	MT				
FEED GRAINS	MT				
BARLEY	MT				
CORN	MT				
GRAIN SORGHUMS	MT				
OATS	MT				
BLENDED FOOD PRODUCTS	MT	1484	59	414	19
FRUITS AND PREPARATIONS	NA	---	---	1	3
FRESH	MT				
CITRUS	MT				
OTHER	MT				
DRIED	MT				
CANNED	MT				
FRUIT JUICES	MLT				
NUTS AND PREPARATIONS	NA	---	---	4	3
VEGETABLES & PREPARATIONS	NA	---	---	1	18
FRESH	MT				
VEGETABLES-FROZEN	MT				
PULSES	MT				
DRIED BEANS	MT				
DRIED PEAS	MT				
DRIED LENTILS	MT				
CANNED	MT	0	7	0	11
HOPS-INC EXTRACT EQ	MT				
FEEDS,FODDERS-EX OILCAKE	NA	---	---		
CORN BYPRODUCTS	MT				
ALFALFA MEAL AND CUBES	MT				
OILSEEDS AND PRODUCTS	NA	---	---	111	407
OILCAKE AND MEAL	MT				
SOYBEAN	MT				
OILSEEDS	NA	---	---		
SOYBEANS	MT				
OILS AND NAKES-VEG	MT	132	465	111	407
OILS-SOYA,COTTONSEED	MT	70	461	51	402
SOYBEAN	MT	70	461	51	402
COTTONSEED	MT				
TOBACCO,UNMANUFACTURED	MT	47	0	205	0
BURLEY	MT	5	0	24	0
FLUE-CURED	MT	42	0	180	0
COTTON-EX LINTERS	MT				
COTTON LINTERS	MT				
ESSENTIAL OILS	MT				
SEEDS-FIELD AND GARDEN	NA	---	---	0	1
OTHER VEGETABLE PRODS	NA	---	---	12	81

TABLE 1--U.S. AGRICULTURAL EXPORTS: QUANTITY AND VALUE, COUNTRY BY COMMODITY GROUP, FISCAL YEARS 1978 AND 1979

COUNTRY AND COMMODITY GROUP	UNIT	QUANTITY 1978	QUANTITY 1979	VALUE 1978 $1,000	VALUE 1979 $1,000
538 BANGLADESH					
TOTAL	---	---	---	119613	141877
ANIMALS & ANIMAL PRODUCTS	NA	---	---	741	4993
ANIMALS-LIVE,EX POULTRY	NA	---	---		
CATTLE	HNO				
MEATS AND MEAT PRODUCTS	MT	9	5	29	18
MEATS-FRESH,FROZEN	MT				
BEEF AND VEAL	MT				
PORK	MT				
VARIETY MEATS	MT				
MEATS-PREP,PRES	MT	9	5	29	18
BEEF	MT				
PORK	MT				
POULTRY & POULTRY PRODS	NA	---	---	14	0
POULTRY-LIVE	NA	---	---	14	0
BABY CHICKS-BREEDER	HNO	3	0	14	0
BABY CHICKS-EX BRDR	HNO				
POULTRY MEATS	MT				
POULTRY MEAT-FR,FRZ	MT				
CHICKENS	MT				
TURKEYS	MT				
POULTRY MEATS-PREP	MT				
EGGS	NA	---	---		
DAIRY PRODUCTS	NA	---	---	383	266
EVAP & COND MILK	MT				
NONFAT DRY MILK	MT	210	630	327	222
BUTTER & ANHYDROUS	MT	0	1	0	3
CHEESE	MT	1	0	6	0
FATS,OILS AND GREASES	MT	823	9467	355	4709
LARD	MT				
TALLOW-INEDIBLE	MT	823	9467	355	4709
HIDES AND SKINS	NA	---	---		
CATTLE HIDES	HNO				
CATTLE HIDES-WHOLE	HNO				
FURSKINS	NA	---	---		
OTHER ANIMAL PRODUCTS	NA	---	---		
GRAINS AND PREPARATIONS	NA	---	---	67928	84503
WHEAT AND PRODUCTS	MT	455215	529938	54759	82215
WHEAT AND WHEAT FLOUR	MT	455215	529938	54759	82215
WHEAT	MT	455210	529933	54758	82214
WHEAT FLOUR-GR EQ	MT	5	5	1	2
BULGUR & ROLLED WHEAT	MT				
RICE	MT	46937	1950	11679	538
GRAINS & PREP---CONTINUED					
FEED GRAINS & PRODUCTS	MT	10000	9999	1059	1021
FEED GRAINS	MT	10000	9999	1059	1021
BARLEY	MT				
CORN	MT				
GRAIN SORGHUMS	MT	10000	9999	1059	1021
OATS	MT				
BLENDED FOOD PRODUCTS	MT				
FRUITS AND PREPARATIONS	NA	---	---	1	0
FRESH	MT				
CITRUS	MT				
OTHER	MT				
DRIED	MT				
CANNED	MT				
FRUIT JUICES	MLT				
NUTS AND PREPARATIONS	NA	---	---		
VEGETABLES & PREPARATIONS	NA	---	---	39	13
FRESH	MT				
VEGETABLES-FROZEN	MT	0	0	2	0
PULSES	MT				
DRIED BEANS	MT				
DRIED PEAS	MT				
DRIED LENTILS	MT				
CANNED	MT	0	21	0	7
HOPS-INC EXTRACT EQ	MT	7	1	19	2
FEEDS,FODDERS-EX OILCAKE	NA	---	---	1	1
CORN BYPRODUCTS	MT				
ALFALFA MEAL AND CUBES	MT				
OILSEEDS AND PRODUCTS	NA	---	---	25125	30053
OILCAKE AND MEAL	MT				
SOYBEAN	MT				
OILSEEDS	NA	---	---		
SOYBEANS	MT				
OILS AND WAXES-VEG	MT	39762	45650	25125	30053
OILS-SOYA,COTTONSEED	MT	39762	45650	25125	30053
SOYBEAN	MT	39762	45650	25125	30053
COTTONSEED	MT				
TOBACCO,UNMANUFACTURED	MT	1	6	5	38
BURLEY	MT				
FLUE-CURED	MT	1	6	5	38
COTTON-EX LINTERS	MT	21045	19268	25027	21951
COTTON LINTERS	MT				
ESSENTIAL OILS	MT	0	5	2	45
SEEDS-FIELD AND GARDEN	NA	---	---	0	124
OTHER VEGETABLE PRODS	NA	---	---	148	158

TABLE 1 --U.S. AGRICULTURAL EXPORTS: QUANTITY AND VALUE, COUNTRY BY COMMODITY GROUP, FISCAL YEARS 1978 AND 1979

COUNTRY AND COMMODITY GROUP	UNIT	QUANTITY 1978	QUANTITY 1979	VALUE 1978 $1,000	VALUE 1979 $1,000
542 SRI LANKA (CEYLON)					
TOTAL	---	---	---	40299	37896
ANIMALS & ANIMAL PRODUCTS	NA	---	---	183	97
ANIMALS-LIVE,EX POULTRY	NA	---	---		
CATTLE	HNO				
MEATS AND MEAT PRODUCTS	MT	2	3	10	16
MEATS-FRESH,FROZEN	MT	2	3	10	16
BEEF AND VEAL	MT	1	3	5	16
PORK	MT				
VARIETY MEATS	MT				
MEATS-PREP,PRES	MT				
BEEF	MT				
PORK	MT				
POULTRY & POULTRY PRODS	NA	---	---	171	67
POULTRY-LIVE	NA	---	---	56	67
BABY CHICKS-BREEDER	HNO	27	26	58	67
BABY CHICKS-EX BNDR	HNO				
POULTRY MEATS	MT	78	0	112	0
POULTRY MEAT-FR,FRZ	MT	78	0	112	0
CHICKENS	MT	78	0	112	0
TURKEYS	MT				
POULTRY MEATS-PREP	MT				
EGGS	NA	---	---		
DAIRY PRODUCTS	NA	---	---	3	11
EVAP & COND MILK	MT				
NONFAT DRY MILK	MT				
BUTTER & ANHYDROUS	MT				
CHEESE	MT				
FATS,OILS AND GREASES	MT				
LARD	MT				
TALLOW-INEDIBLE	MT				
HIDES AND SKINS	NA	---	---		
CATTLE HIDES	HNO				
CATTLE HIDES-WHOLE	HNO				
FURSKINS	NA	---	---		
OTHER ANIMAL PRODUCTS	NA	---	---	0	2
GRAINS AND PREPARATIONS	NA	---	---	33008	29340
WHEAT AND PRODUCTS	MT	221423	195110	30048	27199
WHEAT AND WHEAT FLOUR	MT	221423	195110	30048	27199
WHEAT	MT	0	38252	0	4926
WHEAT FLOUR-GR EQ	MT	221423	156858	30048	22274
BULGUR & ROLLED WHEAT	MT				
RICE	MT				

GRAINS & PREP---CONTINUED

COMMODITY GROUP	UNIT	QUANTITY 1978	QUANTITY 1979	VALUE 1978 $1,000	VALUE 1979 $1,000
FEED GRAINS & PRODUCTS	MT				
FEED GRAINS	MT				
BARLEY	MT				
CORN	MT				
GRAIN SORGHUMS	MT				
OATS	MT				
BLENDED FOOD PRODUCTS	MT	5933	5606	1987	2139
FRUITS AND PREPARATIONS	NA	---	---	0	6
FRESH	MT	0	7	0	3
CITRUS	MT				
OTHER	MT	0	7	0	3
DRIED	MT				
CANNED	MT				
FRUIT JUICES	MLT	0	2	0	3
NUTS AND PREPARATIONS	NA	---	---	0	15
VEGETABLES & PREPARATIONS	NA	---	---	12	46
FRESH	MT				
VEGETABLES-FROZEN	MT				
PULSES	MT	0	23	0	26
DRIED BEANS	MT				
DRIED PEAS	MT				
DRIED LENTILS	MT	0	23	0	26
CANNED	MT	0	7	0	10
HOPS-INC EXTRACT EQ	MT	5	0	10	0
FEEDS,FODDERS-EX OILCAKE	NA	---	---	3	3
CORN BYPRODUCTS	MT				
ALFALFA MEAL AND CUBES	MT				
OILSEEDS AND PRODUCTS	NA	---	---	396	658
OILCAKE AND MEAL	MT				
SOYBEAN	MT				
OILSEEDS	NA	---	---		
SOYBEANS	MT				
OILS AND WAXES-VEG	MT	486	916	396	658
OILS-SOYA,COTTONSEED	MT	310	910	250	650
SOYBEAN	MT	515	916	249	656
COTTONSEED	MT	1	0	2	0
TOBACCO,UNMANUFACTURED	MT				
BURLEY	MT				
FLUE-CURED	MT				
COTTON-EX LINTERS	MT	2300	3732	6612	7374
COTTON LINTERS	MT				
ESSENTIAL OILS	MT	0	0	0	58
SEEDS-FIELD AND GARDEN	NA	---	---	43	225
OTHER VEGETABLE PRODS	NA	---	---	42	74

TABLE 1--U.S. AGRICULTURAL EXPORTS: QUANTITY AND VALUE, COUNTRY BY COMMODITY GROUP, FISCAL YEARS 1978 AND 1979

COUNTRY AND COMMODITY GROUP	UNIT	QUANTITY 1978	QUANTITY 1979	VALUE 1978 $1,000	VALUE 1979 $1,000
548 BURMA					
TOTAL	---	---	---	11	792
ANIMALS & ANIMAL PRODUCTS	NA	---	---	0	90
ANIMALS-LIVE,EX POULTRY	NA	---	---		
CATTLE	HNO				
MEATS AND MEAT PRODUCTS	MT				
MEATS-FRESH,FROZEN	MT				
BEEF AND VEAL	MT				
PORK	MT				
VARIETY MEATS	MT				
MEATS-PREP,PRES	MT				
BEEF	MT				
PORK	MT				
POULTRY & POULTRY PRODS	NA	---	---		
POULTRY-LIVE	NA	---	---		
BABY CHICKS-BREEDER	HNO				
BABY CHICKS-EX BRDR	HNO				
POULTRY MEATS	MT				
POULTRY MEAT-FR,FRZ	MT				
CHICKENS	MT				
TURKEYS	MT				
POULTRY MEATS-PREP	MT				
EGGS	NA	---	---		
DAIRY PRODUCTS	NA	---	---	0	90
EVAP & COND MILK	MT				
NONFAT DRY MILK	MT	0	235	0	90
BUTTER & ANHYDROUS	MT				
CHEESE	MT				
FATS,OILS AND GREASES	MT				
LARD	MT				
TALLOW-INEDIBLE	MT				
HIDES AND SKINS	NA	---	---		
CATTLE HIDES	HNO				
CATTLE HIDES-WHOLE	HNO				
FURSKINS	NA	---	---		
OTHER ANIMAL PRODUCTS	NA	---	---		
GRAINS AND PREPARATIONS	NA	---	---	0	650
WHEAT AND PRODUCTS	MT	0	4156	0	650
WHEAT AND WHEAT FLOUR	MT	0	4156	0	650
WHEAT	MT				
WHEAT FLOUR-GR EQ	MT	0	4156	0	650
BULGUR & ROLLED WHEAT	MT				
RICE	MT				

GRAINS & PREP---CONTINUED

COMMODITY GROUP	UNIT	QUANTITY 1978	QUANTITY 1979	VALUE 1978 $1,000	VALUE 1979 $1,000
FEED GRAINS & PRODUCTS	MT				
FEED GRAINS	MT				
BARLEY	MT				
CORN	MT				
GRAIN SORGHUMS	MT				
OATS	MT				
BLENDED FOOD PRODUCTS	MT				
FRUITS AND PREPARATIONS	NA	---	---	1	0
FRESH	MT				
CITRUS	MT				
OTHER	MT				
DRIED	MT				
CANNED	MT	1	0	1	0
FRUIT JUICES	MLT				
NUTS AND PREPARATIONS	NA	---	---		
VEGETABLES & PREPARATIONS	NA	---	---	2	49
FRESH	MT	2	0	2	0
VEGETABLES-FROZEN	MT				
PULSES	MT				
DRIED BEANS	MT				
DRIED PEAS	MT				
DRIED LENTILS	MT				
CANNED	MT	0	39	0	49
HOPS-INC EXTRACT EQ	MT				
FEEDS,FODDERS-EX OILCAKE	NA	---	---		
CORN BYPRODUCTS	MT				
ALFALFA MEAL AND CUBES	MT				
OILSEEDS AND PRODUCTS	NA	---	---		
OILCAKE AND MEAL	MT				
SOYBEAN	MT				
OILSEEDS	NA	---	---		
SOYBEANS	MT				
OILS AND WAXES-VEG	MT				
OILS-SOYA,COTTONSEED	MT				
SOYBEAN	MT				
COTTONSEED	MT				
TOBACCO,UNMANUFACTURED	MT				
BURLEY	MT				
FLUE-CURED	MT				
COTTON-EX LINTERS	MT				
COTTON LINTERS	MT				
ESSENTIAL OILS	MT				
SEEDS-FIELD AND GARDEN	NA	---	---		
OTHER VEGETABLE PRODS	NA	---	---	8	3

PB83-139717 U.S. FOREIGN AGRICULTURAL TRADE STATISTICAL REPORT FISCAL YEAR 1979 SUPPLEMENTARY TABLES: A SUPPLEMENT TO THE MONTHLY FOREIGN AGRICULTURAL TRADE OF THE UNITED STATES. ECONOMIC RESEARCH SERVICE, WASHINGTON, DC. INTERNATIONAL ECONOMICS DIV. AUG 80 331P

2 OF 4
PB83
139717

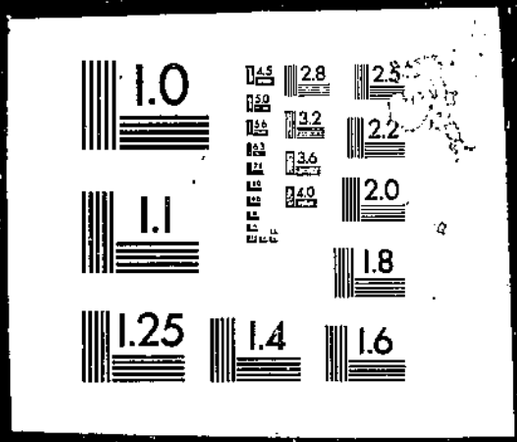

TABLE 1 --U.S. AGRICULTURAL EXPORTS: QUANTITY AND VALUE, COUNTRY BY COMMODITY GROUP, FISCAL YEARS 1978 AND 1979

COUNTRY AND COMMODITY GROUP	UNIT	QUANTITY 1978	QUANTITY 1979	VALUE 1978 $1,000	VALUE 1979 $1,000
549 THAILAND					
TOTAL	---	---	---	118952	150834
ANIMALS & ANIMAL PRODUCTS	NA	---	---	2440	2341
ANIMALS-LIVE,EX POULTRY	NA	---	---	255	401
CATTLE	HNO	0	0	198	381
MEATS AND MEAT PRODUCTS	MT	40	140	187	351
MEATS-FRESH,FROZEN	MT	31	129	160	299
BEEF AND VEAL	MT	22	41	104	224
PORK	MT				
VARIETY MEATS	MT	9	87	55	72
MEATS-PREP,PRES	MT	9	11	28	52
BEEF	MT	1	2	3	6
PORK	MT	1	4	3	12
POULTRY & POULTRY PRODS	NA	---	---	947	1218
POULTRY-LIVE	NA	---	---	895	1046
BABY CHICKS-BREEDER	HNO	467	459	895	1046
BABY CHICKS-EX BRDR	HNO				
POULTRY MEATS	MT	36	90	52	126
POULTRY MEAT-FR,FRZ	MT	36	90	52	124
CHICKENS	MT	18	84	27	111
TURKEYS	MT	16	4	23	9
POULTRY MEATS-PREP	MT	0	0	0	2
EGGS	NA	---	---	0	46
DAIRY PRODUCTS	NA	---	---	342	131
EVAP & COND MILK	MT				
NONFAT DRY MILK	MT	14	0	29	1
BUTTER & ANHYDROUS	MT				
CHEESE	MT	20	15	61	49
FATS,OILS AND GREASES	MT	1253	180	667	174
LARD	MT				
TALLOW-INEDIBLE	MT	1194	100	604	58
HIDES AND SKINS	NA	---	---	17	0
CATTLE HIDES	HNO	1	0	17	0
CATTLE HIDES-WHOLE	HNO	1	0	17	0
FURSKINS	NA	---	---		
OTHER ANIMAL PRODUCTS	NA	---	---	24	67
GRAINS AND PREPARATIONS	NA	---	---	9875	14277
WHEAT AND PRODUCTS	MT	68429	80338	9665	13456
WHEAT AND WHEAT FLOUR	MT	68411	80338	9659	13456
WHEAT	MT	67114	79575	9327	13243
WHEAT FLOUR-GR EQ	MT	1297	763	332	213
BULGUR & ROLLED WHEAT	MT	2	0	2	0
RICE	MT	5	2165	4	607

GRAINS & PREP---CONTINUED

COMMODITY GROUP	UNIT	QUANTITY 1978	QUANTITY 1979	VALUE 1978 $1,000	VALUE 1979 $1,000
FEED GRAINS & PRODUCTS	MT	335	12	38	4
FEED GRAINS	MT	325	0	33	0
BARLEY	MT				
CORN	MT	325	0	33	0
GRAIN SORGHUMS	MT				
OATS	MT				
BLENDED FOOD PRODUCTS	MT	3	0	5	0
FRUITS AND PREPARATIONS	NA	---	---	1747	1458
FRESH	MT	846	46	405	31
CITRUS	MT	0	1	0	1
OTHER	MT	846	45	405	30
DRIED	MT	185	40	265	122
CANNED	MT	56	67	72	75
FRUIT JUICES	MLT	629	779	990	1207
NUTS AND PREPARATIONS	NA	---	---	126	46
VEGETABLES & PREPARATIONS	NA	---	---	514	642
FRESH	MT	176	808	35	162
VEGETABLES-FROZEN	MT	30	14	14	14
PULSES	MT	13	4	14	5
DRIED BEANS	MT	9	0	13	0
DRIED PEAS	MT	1	2	1	1
DRIED LENTILS	MT	3	2	5	4
CANNED	MT	238	284	185	245
HOPS-INC EXTRACT EQ	MT	3	0	11	0
FEEDS,FODDERS-EX OILCAKE	NA	---	---	2628	2006
CORN BYPRODUCTS	MT	0	40	0	9
ALFALFA MEAL AND CUBES	MT				
OILSEEDS AND PRODUCTS	NA	---	---	5719	4026
OILCAKE AND MEAL	MT	16602	9349	2971	2235
SOYBEAN	MT	16602	9349	2971	2235
OILSEEDS	NA	---	---	1790	0
SOYBEANS	MT	8800	0	1790	0
OILS AND WAXES-VEG	MT	1364	1768	951	1782
OILS-SOYA,COTTONSEED	MT	1049	1019	512	664
SOYBEAN	MT	1049	1019	512	664
COTTONSEED	MT				
TOBACCO,UNMANUFACTURED	MT	8257	8529	34651	36067
BURLEY	MT	2997	2108	13700	10534
FLUE-CURED	MT	5260	6416	20951	25494
COTTON-EX LINTERS	MT	34870	53837	52958	77933
COTTON LINTERS	MT				
ESSENTIAL OILS	MT	24	33	212	448
SEEDS-FIELD AND GARDEN	NA	---	---	380	347
OTHER VEGETABLE PRODS	NA	---	---	7697	11225

TABLE 1--U.S. AGRICULTURAL EXPORTS: QUANTITY AND VALUE, COUNTRY BY COMMODITY GROUP, FISCAL YEARS 1978 AND 1979

COUNTRY AND COMMODITY GROUP	UNIT	QUANTITY 1978	QUANTITY 1979	VALUE 1978 $1,000	VALUE 1979 $1,000
552 VIETNAM					
TOTAL	---	---	---	1500	0
ANIMALS & ANIMAL PRODUCTS	NA	---	---		
ANIMALS-LIVE,EX POULTRY	NA	---	---		
CATTLE	NNO				
MEATS AND MEAT PRODUCTS	MT				
MEATS-FRESH,FROZEN	MT				
BEEF AND VEAL	MT				
PORK	MT				
VARIETY MEATS	MT				
MEATS-PREP,PRES	MT				
BEEF	MT				
PORK	MT				
POULTRY & POULTRY PRODS	NA	---	---		
POULTRY-LIVE	NA	---	---		
BABY CHICKS-BREEDER	NNO				
BABY CHICKS-EX BRDR	NNO				
POULTRY MEATS	MT				
POULTRY MEAT-FR,FRZ	MT				
CHICKENS	MT				
TURKEYS	MT				
POULTRY MEATS-PREP	MT				
EGGS	NA	---	---		
DAIRY PRODUCTS	NA	---	---		
EVAP & COND MILK	MT				
NONFAT DRY MILK	MT				
BUTTER & ANHYDROUS	MT				
CHEESE	MT				
FATS,OILS AND GREASES	MT				
LARD	MT				
TALLOW-INEDIBLE	MT				
HIDES AND SKINS	NA	---	---		
CATTLE HIDES	MNO				
CATTLE HIDES-WHOLE	MNO				
PORKSKINS	NA	---	---		
OTHER ANIMAL PRODUCTS	NA	---	---		
GRAINS AND PREPARATIONS	NA	---	---	1500	0
WHEAT AND PRODUCTS	MT	10000	0	1500	0
WHEAT AND WHEAT FLOUR	MT	10000	0	1500	0
WHEAT	MT	10000	0	1500	0
WHEAT FLOUR-GR EQ	MT				
BULGUR & ROLLED WHEAT	MT				
RICE	MT				
GRAINS & PREP---CONTINUED					

COMMODITY GROUP	UNIT	QUANTITY 1978	QUANTITY 1979	VALUE 1978 $1,000	VALUE 1979 $1,000
FEED GRAINS & PRODUCTS	MT				
FEED GRAINS	MT				
BARLEY	MT				
CORN	MT				
GRAIN SORGHUMS	MT				
OATS	MT				
BLENDED FOOD PRODUCTS	MT				
FRUITS AND PREPARATIONS	NA	---	---		
FRESH	MT				
CITRUS	MT				
OTHER	MT				
DRIED	MT				
CANNED	MT				
FRUIT JUICES	MLT				
NUTS AND PREPARATIONS	NA	---	---		
VEGETABLES & PREPARATIONS	NA	---	---		
FRESH	MT				
VEGETABLES-FROZEN	MT				
PULSES	MT				
DRIED BEANS	MT				
DRIED PEAS	MT				
DRIED LENTILS	MT				
CANNED	MT				
HOPS-INC EXTRACT EQ	MT				
FEEDS,FODDERS-EX OILCAKE	NA	---	---		
CORN BYPRODUCTS	MT				
ALFALFA MEAL AND CUBES	MT				
OILSEEDS AND PRODUCTS	NA	---	---		
OILCAKE AND MEAL	MT				
SOYBEAN	MT				
OILSEEDS	NA	---	---		
SOYBEANS	MT				
OILS AND WAXES-VEG	MT				
OILS-SOYA,COTTONSEED	MT				
SOYBEAN	MT				
COTTONSEED	MT				
TOBACCO,UNMANUFACTURED	MT				
BURLEY	MT				
FLUE-CURED	MT				
COTTON-EX LINTERS	MT				
COTTON LINTERS	MT				
ESSENTIAL OILS	MT				
SEEDS-FIELD AND GARDEN	NA	---	---		
OTHER VEGETABLE PRODS	NA	---	---		

TABLE 1--U.S. AGRICULTURAL EXPORTS: QUANTITY AND VALUE, COUNTRY BY COMMODITY GROUP, FISCAL YEARS 1978 AND 1979

COUNTRY AND COMMODITY GROUP	UNIT	QUANTITY 1978	QUANTITY 1979	VALUE 1978 $1,000	VALUE 1979 $1,000
$53 LAOS					
TOTAL	---	---	---	1348	929
ANIMALS & ANIMAL PRODUCTS	NA	---	---	80	0
ANIMALS-LIVE,EX POULTRY	NA	---	---		
CATTLE	MNO				
MEATS AND MEAT PRODUCTS	MT	36	0	80	0
MEATS-FRESH,FROZEN	MT				
BEEF AND VEAL	MT				
PORK	MT				
VARIETY MEATS	MT				
MEATS-PREP,PRES	MT	36	0	80	0
BEEF	MT	36	0	80	0
PORK	MT				
POULTRY & POULTRY PRODS	NA	---	---		
POULTRY-LIVE	NA	---	---		
BABY CHICKS-BREEDER	MNO				
BABY CHICKS-EX BRDR	MNO				
POULTRY MEATS	MT				
POULTRY MEAT-FR,FRZ	MT				
CHICKENS	MT				
TURKEYS	MT				
POULTRY MEATS-PREP	MT				
EGGS	NA	---	---		
DAIRY PRODUCTS	NA	---	---		
EVAP & COND MILK	MT				
NONFAT DRY MILK	MT				
BUTTER & ANHYDROUS	MT				
CHEESE	MT				
FATS,OILS AND GREASES	MT				
LARD	MT				
TALLOW-INEDIBLE	MT				
HIDES AND SKINS	NA	---	---		
CATTLE HIDES	MNO				
CATTLE HIDES-WHOLE	MNO				
FURSKINS	NA	---	---		
OTHER ANIMAL PRODUCTS	NA	---	---		
GRAINS AND PREPARATIONS	NA	---	---	1258	701
WHEAT AND PRODUCTS	MT				
WHEAT AND WHEAT FLOUR	MT				
WHEAT	MT				
WHEAT FLOUR-GR EQ	MT				
BULGUR & ROLLED WHEAT	MT				
RICE	MT	4228	2531	1258	701

GRAINS & PREP---CONTINUED

COMMODITY GROUP	UNIT	QUANTITY 1978	QUANTITY 1979	VALUE 1978 $1,000	VALUE 1979 $1,000
FEED GRAINS & PRODUCTS	MT				
FEED GRAINS	MT				
BARLEY	MT				
CORN	MT				
GRAIN SORGHUMS	MT				
OATS	MT				
BLENDED FOOD PRODUCTS	MT				
FRUITS AND PREPARATIONS	NA	---	---		
FRESH	MT				
CITRUS	MT				
OTHER	MT				
DRIED	MT				
CANNED	MT				
FRUIT JUICES	MLT				
NUTS AND PREPARATIONS	NA	---	---		
VEGETABLES & PREPARATIONS	NA	---	---		
FRESH	MT				
VEGETABLES-FROZEN	MT				
PULSES	MT				
DRIED BEANS	MT				
DRIED PEAS	MT				
DRIED LENTILS	MT				
CANNED	MT				
HOPS-INC EXTRACT EQ	MT				
FEEDS,FODDERS-EX OILCAKE	NA	---	---		
CORN BYPRODUCTS	MT				
ALFALFA MEAL AND CUBES	MT				
OILSEEDS AND PRODUCTS	NA	---	---	0	225
OILCAKE AND MEAL	MT				
SOYBEAN	MT				
OILSEEDS	NA	---	---		
SOYBEANS	MT				
OILS AND WAXES-VEG	MT	0	250	0	225
OILS-SOYA,COTTONSEED	MT	0	250	0	225
SOYBEAN	MT	0	250	0	225
COTTONSEED	MT				
TOBACCO,UNMANUFACTURED	MT				
BURLEY	MT				
FLUE-CURED	MT				
COTTON-EX LINTERS	MT				
COTTON LINTERS	MT				
ESSENTIAL OILS	MT	0	0	0	0
SEEDS-FIELD AND GARDEN	NA	---	---		
OTHER VEGETABLE PRODS	NA	---	---	0	0

TABLE 1--U.S. AGRICULTURAL EXPORTS: QUANTITY AND VALUE, COUNTRY BY COMMODITY GROUP, FISCAL YEARS 1978 AND 1979

COUNTRY AND COMMODITY GROUP	UNIT	QUANTITY 1978	QUANTITY 1979	VALUE 1978 $1,000	VALUE 1979 $1,000
557 MALAYSIA					
TOTAL	---	---	---	57963	64180
ANIMALS & ANIMAL PRODUCTS	NA	---	---	1390	1586
ANIMALS-LIVE,EX POULTRY	NA	---	---	316	379
CATTLE	HNO	0	0	19	0
MEATS AND MEAT PRODUCTS	MT	126	74	274	317
MEATS-FRESH,FROZEN	MT	99	64	241	287
BEEF AND VEAL	MT	32	37	196	268
PORK	MT	47	19	25	15
VARIETY MEATS	MT	18	7	16	6
MEATS-PREP,PRES	MT	27	10	33	29
BEEF	MT	1	0	2	0
PORK	MT	17	5	14	15
POULTRY & POULTRY PRODS	NA	---	---	565	594
POULTRY-LIVE	NA	---	---	252	278
BABY CHICKS-BREEDER	HNO	207	185	252	274
BABY CHICKS-EX BRDR	HNO	0	4	0	4
POULTRY MEATS	MT	225	255	311	313
POULTRY MEAT-FR,FRZ	MT	225	255	311	313
CHICKENS	MT	219	215	296	249
TURKEYS	MT	1	21	3	36
POULTRY MEATS-PREP	MT				
EGGS	NA	---	---	1	3
DAIRY PRODUCTS	NA	---	---	127	144
EVAP & COND MILK	MT	2	0	3	1
NONFAT DRY MILK	MT				
BUTTER & ANHYDROUS	MT				
CHEESE	MT	0	1	1	3
FATS,OILS AND GREASES	MT	4	34	4	44
LARD	MT				
TALLOW-INEDIBLE	MT	0	22	0	21
HIDES AND SKINS	NA	---	---	25	0
CATTLE HIDES	HNO	1	0	25	0
CATTLE HIDES-WHOLE	HNO	1	0	25	0
FURSKINS	NA	---	---		
OTHER ANIMAL PRODUCTS	NA	---	---	78	108
GRAINS AND PREPARATIONS	NA	---	---	7503	6712
WHEAT AND PRODUCTS	MT	51896	43731	6797	6567
WHEAT AND WHEAT FLOUR	MT	51884	43721	6792	6564
WHEAT	MT	51872	43698	6790	6563
WHEAT FLOUR-GR EQ	MT	12	23	2	1
BULGUR & ROLLED WHEAT	MT	12	10	5	3
RICE	MT				
GRAINS & PREP---CONTINUED					

COMMODITY GROUP	UNIT	QUANTITY 1978	QUANTITY 1979	VALUE 1978 $1,000	VALUE 1979 $1,000
FEED GRAINS & PRODUCTS	MT	6051	71	613	29
FEED GRAINS	MT	6050	71	611	29
BARLEY	MT				
CORN	MT	6050	71	611	29
GRAIN SORGHUMS	MT				
OATS	MT				
BLENDED FOOD PRODUCTS	MT				
FRUITS AND PREPARATIONS	NA	---	---	4231	4628
FRESH	MT	4504	6784	1870	2550
CITRUS	MT	2775	2358	1101	1164
OTHER	MT	1729	2426	769	1386
DRIED	MT	692	456	663	878
CANNED	MT	285	367	199	296
FRUIT JUICES	MLT	1835	833	1267	1086
NUTS AND PREPARATIONS	NA	---	---	267	457
VEGETABLES & PREPARATIONS	NA	---	---	1513	1612
FRESH	MT	37	87	16	41
VEGETABLES-FROZEN	MT	74	151	49	104
PULSES	MT	719	665	267	351
DRIED BEANS	MT	69	266	30	151
DRIED PEAS	MT	650	699	237	200
DRIED LENTILS	MT				
CANNED	MT	1915	611	664	529
HOPS-INC EXTRACT EQ	MT	99	63	256	223
FEEDS,FODDERS-EX OILCAKE	NA	---	---	675	866
CORN BYPRODUCTS	MT	1180	100	127	20
ALFALFA MEAL AND CUBES	MT				
OILSEEDS AND PRODUCTS	NA	---	---	546	281
OILCAKE AND MEAL	MT				
SOYBEAN	MT				
OILSEEDS	NA	---	---	362	0
SOYBEANS	MT	1577	0	340	0
OILS AND WAXES-VEG	MT	96	99	151	163
OILS-SOYA,COTTONSEED	MT				
SOYBEAN	MT				
COTTONSEED	MT				
TOBACCO,UNMANUFACTURED	MT	4062	4747	22960	28024
BURLEY	MT				
FLUE-CURED	MT	3704	4394	22256	27750
COTTON-EX LINTERS	MT	10701	11818	16381	15854
COTTON LINTERS	MT				
ESSENTIAL OILS	MT	3	7	68	73
SEEDS-FIELD AND GARDEN	NA	---	---	19	44
OTHER VEGETABLE PRODS	NA	---	---	2393	3884

TABLE 1--U.S. AGRICULTURAL EXPORTS: QUANTITY AND VALUE, COUNTRY BY COMMODITY GROUP, FISCAL YEARS 1978 AND 1979

COUNTRY AND COMMODITY GROUP	UNIT	QUANTITY 1978	QUANTITY 1979	VALUE 1978 $1,000	VALUE 1979 $1,000
559 SINGAPORE					
TOTAL	---	---	---	76950	91419
ANIMALS & ANIMAL PRODUCTS	NA	---	---	13186	18947
ANIMALS-LIVE,EX POULTRY	NA	---	---	140	60
CATTLE	HNO				
MEATS AND MEAT PRODUCTS	MT	1150	881	2530	3060
MEATS-FRESH,FROZEN	MT	934	672	2022	2437
BEEF AND VEAL	MT	288	332	1422	2071
PORK	MT	165	113	176	182
VARIETY MEATS	MT	444	211	365	154
MEATS-PREP,PRES	MT	216	209	508	624
BEEF	MT	46	26	89	59
PORK	MT	29	59	88	162
POULTRY & POULTRY PRODS	NA	---	---	9773	15148
POULTRY-LIVE	NA	---	---	344	520
BABY CHICKS-BREEDER	HNO	227	302	328	511
BABY CHICKS-EX BRDR	HNO	16	2	16	8
POULTRY MEATS	MT	9927	12937	9338	14562
POULTRY MEAT-FR,FRZ	MT	9905	12920	9304	14531
CHICKENS	MT	9527	12877	8731	13824
TURKEYS	MT	260	273	406	424
POULTRY MEATS-PREP	MT	22	17	34	31
EGGS	NA	---	---	87	63
DAIRY PRODUCTS	NA	---	---	438	493
EVAP & COND MILK	MT	0	0	1	0
NONFAT DRY MILK	MT	5	0	8	1
BUTTER & ANHYDROUS	MT				
CHEESE	MT	41	44	132	150
FATS,OILS AND GREASES	MT	228	109	185	147
LARD	MT	1	4	1	3
TALLOW-INEDIBLE	MT	216	79	165	98
HIDES AND SKINS	NA	---	---	51	0
CATTLE HIDES	HNO	1	0	51	0
CATTLE HIDES-WHOLE	HNO	1	0	51	0
FURSKINS	NA	---	---		
OTHER ANIMAL PRODUCTS	NA	---	---	69	43
GRAINS AND PREPARATIONS	NA	---	---	7958	14389
WHEAT AND PRODUCTS	MT	55456	84503	6925	10013
WHEAT AND WHEAT FLOUR	MT	55408	84500	6917	10010
WHEAT	MT	55351	84473	6893	9996
WHEAT FLOUR-GR EQ	MT	97	27	24	14
BULGUR & ROLLED WHEAT	MT	4	0	4	0
RICE	MT	0	219	0	75
GRAINS & PREP---CONTINUED					

COMMODITY GROUP	UNIT	QUANTITY 1978	QUANTITY 1979	VALUE 1978 $1,000	VALUE 1979 $1,000
FEED GRAINS & PRODUCTS	MT	4805	23604	472	3490
FEED GRAINS	MT	4737	23374	448	3273
BARLEY	MT	0	23369	0	3272
CORN	MT	4737	5	448	2
GRAIN SORGHUMS	MT				
OATS	MT				
BLENDED FOOD PRODUCTS	MT	0	138	0	44
FRUITS AND PREPARATIONS	NA	---	---	15832	16205
FRESH	MT	25160	19871	11185	11220
CITRUS	MT	17211	11725	6768	5910
OTHER	MT	8149	8146	4417	5310
DRIED	MT	1233	859	1528	1305
CANNED	MT	2516	3180	1843	2211
FRUIT JUICES	MLT	1246	1415	1131	1259
NUTS AND PREPARATIONS	NA	---	---	1837	2567
VEGETABLES & PREPARATIONS	NA	---	---	5320	6797
FRESH	MT	1076	841	687	599
VEGETABLES-FROZEN	MT	825	759	649	603
PULSES	MT	1062	1233	453	440
DRIED BEANS	MT	67	225	31	115
DRIED PEAS	MT	966	990	395	303
DRIED LENTILS	MT	29	18	27	22
CANNED	MT	1990	2806	1480	2194
HOPS-INC EXTRACT EQ	MT	90	169	137	199
FEEDS,FODDERS-EX OILCAKE	NA	---	---	2419	1926
CORN BYPRODUCTS	MT	91	199	28	53
ALFALFA MEAL AND CUBES	MT				
OILSEEDS AND PRODUCTS	NA	---	---	12746	9294
OILCAKE AND MEAL	MT	5	8544	4	2149
SOYBEAN	MT	0	8524	0	2142
OILSEEDS	NA	---	---	10596	3316
SOYBEANS	MT	45881	12606	10094	3220
OILS AND WAXES-VEG	MT	3005	4861	2173	1861
OILS-SOYA,COTTONSEED	MT	2532	3474	1539	2311
SOYBEAN	MT	2526	3450	1532	2283
COTTONSEED	MT	6	24	7	28
TOBACCO,UNMANUFACTURED	MT	1108	1130	3679	4269
BURLEY	MT				
FLUE-CURED	MT	732	857	3533	4182
COTTON-EX LINTERS	MT	4135	3680	6112	5042
COTTON LINTERS	MT				
ESSENTIAL OILS	MT	8	7	92	85
SEEDS-FIELD AND GARDEN	NA	---	---	66	33
OTHER VEGETABLE PRODS	NA	---	---	7688	11029

TABLE 1--U.S. AGRICULTURAL EXPORTS: QUANTITY AND VALUE, COUNTRY BY COMMODITY GROUP, FISCAL YEARS 1978 AND 1979

COUNTRY AND COMMODITY GROUP	UNIT	QUANTITY 1978	QUANTITY 1979	VALUE 1978 $1,000	VALUE 1979 $1,000
560 INDONESIA					
TOTAL	---	---	---	334397	274120
ANIMALS & ANIMAL PRODUCTS	NA	---	---	3532	2882
ANIMALS-LIVE,EX POULTRY	NA	---	---	0	12
CATTLE	HNO				
MEATS AND MEAT PRODUCTS	MT	316	195	860	804
MEATS-FRESH,FROZEN	MT	157	126	501	618
BEEF AND VEAL	MT	151	118	474	603
PORK	MT	6	2	22	10
VARIETY MEATS	MT	0	0	2	3
MEATS-PREP,PRES	MT	159	69	360	186
BEEF	MT	33	25	74	52
PORK	MT	38	10	85	35
POULTRY & POULTRY PRODS	NA	---	---	898	474
POULTRY-LIVE	NA	---	---	723	383
BABY CHICKS-BREEDER	HNO	272	136	719	383
BABY CHICKS-EX BRDR	HNO	2	0	5	0
POULTRY MEATS	MT	80	51	175	92
POULTRY MEAT-FR,FRZ	MT	80	50	175	90
CHICKENS	MT	58	12	131	21
TURKEYS	MT	15	6	26	12
POULTRY MEATS-PREP	MT	0	1	0	1
EGGS	NA	---	---		
DAIRY PRODUCTS	NA	---	---	1707	1371
EVAP & COND MILK	MT	11	12	12	19
NONFAT DRY MILK	MT	3077	2598	1340	949
BUTTER & ANHYDROUS	MT				
CHEESE	MT	11	12	37	45
FATS,OILS AND GREASES	MT	41	178	46	156
LARD	MT				
TALLOW-INEDIBLE	MT	0	158	0	123
HIDES AND SKINS	NA	---	---	0	53
CATTLE HIDES	HNO	0	3	0	53
CATTLE HIDES-WHOLE	HNO				
FURSKINS	NA	---	---		
OTHER ANIMAL PRODUCTS	NA	---	---	21	13
GRAINS AND PREPARATIONS	NA	---	---	216612	155495
WHEAT AND PRODUCTS	MT	541559	581716	71178	89566
WHEAT AND WHEAT FLOUR	MT	499554	543027	64630	81759
WHEAT	MT	499554	542939	64630	81753
WHEAT FLOUR-GR EQ	MT	0	88	0	6
BULGUR & ROLLED WHEAT	MT	41982	38671	6533	7792
RICE	MT	441980	231524	144174	63379

GRAINS & PREP---CONTINUED

COMMODITY GROUP	UNIT	QUANTITY 1978	QUANTITY 1979	VALUE 1978 $1,000	VALUE 1979 $1,000
FEED GRAINS & PRODUCTS	MT	161	2815	83	529
FEED GRAINS	MT				
BARLEY	MT				
CORN	MT				
GRAIN SORGHUMS	MT				
OATS	MT				
BLENDED FOOD PRODUCTS	MT	2998	6085	868	1948
FRUITS AND PREPARATIONS	NA	---	---	5910	4735
FRESH	MT	7561	5357	4343	3320
CITRUS	MT	3394	2261	1497	1196
OTHER	MT	4167	3096	2846	2124
DRIED	MT	204	132	314	197
CANNED	MT	642	808	683	835
FRUIT JUICES	MLT	476	414	483	385
NUTS AND PREPARATIONS	NA	---	---	164	109
VEGETABLES & PREPARATIONS	NA	---	---	1122	941
FRESH	MT	56	21	26	28
VEGETABLES-FROZEN	MT	43	31	38	96
PULSES	MT	19	4	12	4
DRIED BEANS	MT	19	0	12	0
DRIED PEAS	MT	0	3	0	2
DRIED LENTILS	MT	0	1	0	2
CANNED	MT	318	224	298	196
HOPS-INC EXTRACT EQ	MT	26	28	73	82
FEEDS,FODDERS-EX OILCAKE	NA	---	---	158	72
CORN BYPRODUCTS	MT				
ALFALFA MEAL AND CUBES	MT				
OILSEEDS AND PRODUCTS	NA	---	---	29125	28200
OILCAKE AND MEAL	MT	0	32654	0	8135
SOYBEAN	MT	0	32654	0	8135
OILSEEDS	NA	---	---	28535	19374
SOYBEANS	MT	120039	73219	28476	19367
OILS AND WAXES-VEG	MT	393	682	590	689
OILS-SOYA,COTTONSEED	MT	79	534	73	411
SOYBEAN	MT	65	534	57	411
COTTONSEED	MT	14	0	15	0
TOBACCO,UNMANUFACTURED	MT	1023	212	2885	1039
BURLEY	MT	0	1	0	7
FLUE-CURED	MT	609	121	2331	687
COTTON-EX LINTERS	MT	45573	51747	72740	78928
COTTON LINTERS	MT				
ESSENTIAL OILS	MT	40	23	134	85
SEEDS-FIELD AND GARDEN	NA	---	---	15	10
OTHER VEGETABLE PRODS	NA	---	---	1998	1591

TABLE 1--U.S. AGRICULTURAL EXPORTS: QUANTITY AND VALUE, COUNTRY BY COMMODITY GROUP, FISCAL YEARS 1978 AND 1979

COUNTRY AND COMMODITY GROUP	UNIT	QUANTITY 1978	QUANTITY 1979	VALUE 1978 $1,000	VALUE 1979 $1,000
561 BRUNEI					
TOTAL	---	---	---	280	317
ANIMALS & ANIMAL PRODUCTS	NA	---	---	29	7
ANIMALS-LIVE,EX POULTRY	NA	---	---		
CATTLE	NNO				
MEATS AND MEAT PRODUCTS	MT	5	0	7	0
MEATS-FRESH,FROZEN	MT				
BEEF AND VEAL	MT				
PORK	MT				
VARIETY MEATS	MT				
MEATS-PREP,PRES	MT	5	0	7	0
BEEF	MT				
PORK	MT				
POULTRY & POULTRY PRODS	NA	---	---		
POULTRY-LIVE	NA	---	---		
BABY CHICKS-BREEDER	NNO				
BABY CHICKS-EX BRDR	NNO				
POULTRY MEATS	MT				
POULTRY MEAT-FR,FRZ	MT				
CHICKENS	MT				
TURKEYS	MT				
POULTRY MEATS-PREP	MT				
EGGS	NA	---	---		
DAIRY PRODUCTS	NA	---	---	2	0
EVAP & COND MILK	MT				
NONFAT DRY MILK	MT				
BUTTER & ANHYDROUS	MT				
CHEESE	MT				
FATS,OILS AND GREASES	MT	31	0	13	0
LARD	MT				
TALLOW-INEDIBLE	MT	31	0	13	0
HIDES AND SKINS	NA	---	---	7	7
CATTLE HIDES	MNO				
CATTLE HIDES-WHOLE	MNO				
FURSKINS	NA	---	---		
OTHER ANIMAL PRODUCTS	NA	---	---		
GRAINS AND PREPARATIONS	NA	---	---	11	19
WHEAT AND PRODUCTS	MT	1	0	1	0
WHEAT AND WHEAT FLOUR	MT				
WHEAT	MT				
WHEAT FLOUR-GR EQ	MT				
BULGUR & ROLLED WHEAT	MT				
RICE	MT				
GRAINS & PREP---CONTINUED					

COMMODITY GROUP	UNIT	QUANTITY 1978	QUANTITY 1979	VALUE 1978 $1,000	VALUE 1979 $1,000
FEED GRAINS & PRODUCTS	MT				
FEED GRAINS	MT				
BARLEY	MT				
CORN	MT				
GRAIN SORGHUMS	MT				
OATS	MT				
BLENDED FOOD PRODUCTS	MT				
FRUITS AND PREPARATIONS	NA	---	---	47	18
FRESH	MT	1	0	2	0
CITRUS	MT				
OTHER	MT	1	0	2	0
DRIED	MT	13	5	22	14
CANNED	MT	27	0	18	0
FRUIT JUICES	MLT	3	0	4	0
NUTS AND PREPARATIONS	NA	---	---	21	20
VEGETABLES & PREPARATIONS	NA	---	---	52	39
FRESH	MT				
VEGETABLES-FROZEN	MT				
PULSES	MT				
DRIED BEANS	MT				
DRIED PEAS	MT				
DRIED LENTILS	MT				
CANNED	MT	67	32	39	34
HOPS-INC EXTRACT EQ	MT				
FEEDS,FOODERS-EX OILCAKE	NA	---	---	2	0
CORN BYPRODUCTS	MT				
ALFALFA MEAL AND CUBES	MT				
OILSEEDS AND PRODUCTS	NA	---	---	5	7
OILCAKE AND MEAL	MT				
SOYBEAN	MT				
OILSEEDS	NA	---	---		
SOYBEANS	MT				
OILS AND WAXES-VEG	MT	5	4	5	7
OILS-SOYA,COTTONSEED	MT				
SOYBEAN	MT				
COTTONSEED	MT				
TOBACCO,UNMANUFACTURED	MT				
BURLEY	MT				
FLUE-CURED	MT				
COTTON-EX LINTERS	MT	0	44	0	62
COTTON LINTERS	MT				
ESSENTIAL OILS	MT	0	0	3	0
SEEDS-FIELD AND GARDEN	NA	---	---		
OTHER VEGETABLE PRODS	NA	---	---	110	148

TABLE 1 --U.S. AGRICULTURAL EXPORTS: QUANTITY AND VALUE, COUNTRY BY COMMODITY GROUP, FISCAL YEARS 1978 AND 1979

COUNTRY AND COMMODITY GROUP	UNIT	QUANTITY 1978	QUANTITY 1979	VALUE 1978 $1,000	VALUE 1979 $1,000
565 PHILIPPINES					
TOTAL	---	---	---	196962	237999
ANIMALS & ANIMAL PRODUCTS	NA	---	---	13887	10837
ANIMALS-LIVE,EX POULTRY	NA	---	---	561	171
CATTLE	HNO	0	0	109	0
MEATS AND MEAT PRODUCTS	MT	344	480	1564	1839
MEATS-FRESH,FROZEN	MT	338	418	1527	1685
BEEF AND VEAL	MT	222	208	1345	1542
PORK	MT	3	18	21	11
VARIETY MEATS	MT	111	190	155	118
MEATS-PREP,PRES	MT	6	62	37	154
BEEF	MT				
PORK	MT	0	37	0	51
POULTRY & POULTRY PRODS	NA	---	---	718	1062
POULTRY-LIVE	NA	---	---	656	877
BABY CHICKS-BREEDER	HNO	250	256	590	797
BABY CHICKS-EX BRDR	HNO	7	0	12	0
POULTRY MEATS	MT	11	76	23	137
POULTRY MEAT-FR,FRZ	MT	11	76	23	137
CHICKENS	MT	4	60	7	108
TURKEYS	MT	3	16	9	29
POULTRY MEATS-PREP	MT				
EGGS	NA	---	---	21	40
DAIRY PRODUCTS	NA	---	---	6360	3245
EVAP & COND MILK	MT	67	20	61	19
NONFAT DRY MILK	MT	3206	1992	4438	896
BUTTER & ANHYDROUS	MT				
CHEESE	MT	13	1	34	7
FATS,OILS AND GREASES	MT	5907	5107	2837	3214
LARD	MT	5	0	4	0
TALLOW-INEDIBLE	MT	5861	4962	2699	2977
HIDES AND SKINS	NA	---	---	1104	897
CATTLE HIDES	HNO	41	30	908	760
CATTLE HIDES--WHOLE	HNO	37	27	821	701
FURSKINS	NA	---	---	1	0
OTHER ANIMAL PRODUCTS	NA	---	---	741	408
GRAINS AND PREPARATIONS	NA	---	---	97036	135205
WHEAT AND PRODUCTS	MT	657777	827765	82382	123026
WHEAT AND WHEAT FLOUR	MT	655211	825454	82033	122593
WHEAT	MT	633409	797794	78464	117655
WHEAT FLOUR-GR EQ	MT	21802	27660	3570	4938
BULGUR & ROLLED WHEAT	MT	2565	2311	348	432
RICE	MT	16	60	7	21
GRAINS & PREP---CONTINUED					

COMMODITY GROUP	UNIT	QUANTITY 1978	QUANTITY 1979	VALUE 1978 $1,000	VALUE 1979 $1,000
FEED GRAINS & PRODUCTS	MT	29523	29421	3134	3097
FEED GRAINS	MT	25021	25026	2913	2712
BARLEY	MT	27	27	15	15
CORN	MT	24998	24999	2498	2697
GRAIN SORGHUMS	MT				
OATS	MT				
BLENDED FOOD PRODUCTS	MT	26365	25667	10519	8436
FRUITS AND PREPARATIONS	NA	---	---	1884	1882
FRESH	MT	891	778	384	447
CITRUS	MT	60	34	32	15
OTHER	MT	831	744	352	432
DRIED	MT	122	91	244	165
CANNED	MT	267	154	273	384
FRUIT JUICES	MLT	814	405	912	812
NUTS AND PREPARATIONS	NA	---	---	42	28
VEGETABLES & PREPARATIONS	NA	---	---	3550	2452
FRESH	MT	60	45	33	9
VEGETABLES-FROZEN	MT	158	11	51	9
PULSES	MT	2255	2084	1194	913
DRIED BEANS	MT	1540	1303	854	687
DRIED PEAS	MT	706	781	330	226
DRIED LENTILS	MT	9	0	10	0
CANNED	MT	238	125	803	99
HOPS-INC EXTRACT EQ	MT	368	157	1417	710
FEEDS,FODDERS-EX OILCAKE	NA	---	---	2575	8741
CORN BYPRODUCTS	MT	34	146	4	19
ALFALFA MEAL AND CUBES	MT	303	250	77	62
OILSEEDS AND PRODUCTS	NA	---	---	9982	10200
OILCAKE AND MEAL	MT	21071	27	4165	88
SOYBEAN	MT	21052	25	4134	84
OILSEEDS	NA	---	---	4866	4977
SOYBEANS	MT	23303	19122	4856	4958
OILS AND WAXES-VEG	MT	716	6073	578	4515
OILS-SOYA,COTTONSEED	MT	507	5880	279	4135
SOYBEAN	MT	502	5879	272	4130
COTTONSEED	MT	5	5	7	8
TOBACCO,UNMANUFACTURED	MT	5920	6005	27453	28173
BURLEY	MT	2173	2834	12655	16302
FLUE-CURED	MT	2902	2389	13747	11799
COTTON-EX LINTERS	MT	20978	26578	28915	34683
COTTON LINTERS	MT	0	31	0	26
ESSENTIAL OILS	MT	122	136	1793	1683
SEEDS-FIELD AND GARDEN	NA	---	---	801	921
OTHER VEGETABLE PRODS	NA	---	---	9033	8967

TABLE 1 --U.S. AGRICULTURAL EXPORTS: QUANTITY AND VALUE, COUNTRY BY COMMODITY GROUP, FISCAL YEARS 1978 AND 1979

COUNTRY AND COMMODITY GROUP	UNIT	QUANTITY 1978	QUANTITY 1979	VALUE 1978 $1,000	VALUE 1979 $1,000
566 MACAO					
TOTAL	---	---	---	30	29
ANIMALS & ANIMAL PRODUCTS	NA	---	---	8	2
ANIMALS-LIVE,EX POULTRY	NA	---	---		
CATTLE	NNO				
MEATS AND MEAT PRODUCTS	MT				
MEATS-FRESH,FROZEN	MT				
BEEF AND VEAL	MT				
PORK	MT				
VARIETY MEATS	MT				
MEATS-PREP,PRES	MT				
BEEF	MT				
PORK	MT				
POULTRY & POULTRY PRODS	NA	---	---	0	2
POULTRY-LIVE	NA	---	---		
BABY CHICKS-BREEDER	MNO				
BABY CHICKS-EX BROR	MNO				
POULTRY MEATS	MT				
POULTRY MEAT-FR,FRZ	MT				
CHICKENS	MT				
TURKEYS	MT				
POULTRY MEATS-PREP	MT				
EGGS	NA	---	---		
DAIRY PRODUCTS	NA	---	---		
EVAP & COND MILK	MT				
NONFAT DRY MILK	MT				
BUTTER & ANHYDROUS	MT				
CHEESE	MT				
FATS,OILS AND GREASES	MT	11	0	8	0
LARD	MT				
TALLOW-INEDIBLE	MT				
HIDES AND SKINS	NA	---	---		
CATTLE HIDES	MNO				
CATTLE HIDES-WHOLE	MNO				
FURSKINS	NA	---	---		
OTHER ANIMAL PRODUCTS	NA	---	---		
GRAINS AND PREPARATIONS	NA	---	---		
WHEAT AND PRODUCTS	MT				
WHEAT AND WHEAT FLOUR	MT				
WHEAT	MT				
WHEAT FLOUR-GR EQ	MT				
BULGUR & ROLLED WHEAT	MT				
RICE	MT				
GRAINS & PREP---CONTINUED					
FEED GRAINS & PRODUCTS	MT				
FEED GRAINS	MT				
BARLEY	MT				
CORN	MT				
GRAIN SORGHUMS	MT				
OATS	MT				
BLENDED FOOD PRODUCTS	MT				
FRUITS AND PREPARATIONS	NA	---	---		
FRESH	MT				
CITRUS	MT				
OTHER	MT				
DRIED	MT				
CANNED	MT				
FRUIT JUICES	MLT				
NUTS AND PREPARATIONS	NA	---	---		
VEGETABLES & PREPARATIONS	NA	---	---		
FRESH	MT				
VEGETABLES-FROZEN	MT				
PULSES	MT				
DRIED BEANS	MT				
DRIED PEAS	MT				
DRIED LENTILS	MT				
CANNED	MT				
HOPS-INC EXTRACT EQ	MT				
FEEDS,FODDERS-EX OILCAKE	NA	---	---		
CORN BYPRODUCTS	MT				
ALFALFA MEAL AND CUBES	MT				
OILSEEDS AND PRODUCTS	NA	---	---		
OILCAKE AND MEAL	MT				
SOYBEAN	MT				
OILSEEDS	NA	---	---		
SOYBEANS	MT				
OILS AND WAXES-VEG	MT				
OILS-SOYA,COTTONSEED	MT				
SOYBEAN	MT				
COTTONSEED	MT				
TOBACCO,UNMANUFACTURED	MT				
BURLEY	MT				
FLUE-CURED	MT				
COTTON-EX LINTERS	MT				
COTTON LINTERS	MT				
ESSENTIAL OILS	MT				
SEEDS-FIELD AND GARDEN	NA	---	---		
OTHER VEGETABLE PRODS	NA	---	---	21	27

TABLE 1--U.S. AGRICULTURAL EXPORTS: QUANTITY AND VALUE, COUNTRY BY COMMODITY GROUP, FISCAL YEARS 1978 AND 1979

COUNTRY AND COMMODITY GROUP	UNIT	QUANTITY 1978	QUANTITY 1979	VALUE 1978 $1,000	VALUE 1979 $1,000
568 SOUTHERN ASIA, NEC					
TOTAL	---	---	---	144	148
ANIMALS & ANIMAL PRODUCTS	NA	---	---		
ANIMALS-LIVE,EX POULTRY	NA	---	---		
CATTLE	HNO				
MEATS AND MEAT PRODUCTS	MT				
MEATS-FRESH,FROZEN	MT				
BEEF AND VEAL	MT				
PORK	MT				
VARIETY MEATS	MT				
MEATS-PREP,PRES	MT				
BEEF	MT				
PORK	MT				
POULTRY & POULTRY PRODS	NA	---	---		
POULTRY-LIVE	NA	---	---		
BABY CHICKS-BREEDER	HNO				
BABY CHICKS-EX BRDR	HNO				
POULTRY MEATS	MT				
POULTRY MEAT-FR,FRZ	MT				
CHICKENS	MT				
TURKEYS	MT				
POULTRY MEATS-PREP	MT				
EGGS	NA	---	---		
DAIRY PRODUCTS	NA	---	---		
EVAP & COND MILK	MT				
NONFAT DRY MILK	MT				
BUTTER & ANHYDROUS	MT				
CHEESE	MT				
FATS,OILS AND GREASES	MT				
LARD	MT				
TALLOW-INEDIBLE	MT				
HIDES AND SKINS	NA	---	---		
CATTLE HIDES	HNO				
CATTLE HIDES-WHOLE	HNO				
FURSKINS	NA	---	---		
OTHER ANIMAL PRODUCTS	NA	---	---		
GRAINS AND PREPARATIONS	NA	---	---	120	104
WHEAT AND PRODUCTS	MT	261	52	41	9
WHEAT AND WHEAT FLOUR	MT				
WHEAT	MT				
WHEAT FLOUR-GR EQ	MT				
BULGUR & ROLLED WHEAT	MT	261	52	41	9
RICE	MT				

GRAINS & PREP---CONTINUED

COMMODITY GROUP	UNIT	QUANTITY 1978	QUANTITY 1979	VALUE 1978 $1,000	VALUE 1979 $1,000
FEED GRAINS & PRODUCTS	MT				
FEED GRAINS	MT				
BARLEY	MT				
CORN	MT				
GRAIN SORGHUMS	MT				
OATS	MT				
BLENDED FOOD PRODUCTS	MT	286	310	79	95
FRUITS AND PREPARATIONS	NA	---	---		
FRESH	MT				
CITRUS	MT				
OTHER	MT				
DRIED	MT				
CANNED	MT				
FRUIT JUICES	MLT				
NUTS AND PREPARATIONS	NA	---	---		
VEGETABLES & PREPARATIONS	NA	---	---		
FRESH	MT				
VEGETABLES-FROZEN	MT				
PULSES	MT				
DRIED BEANS	MT				
DRIED PEAS	MT				
DRIED LENTILS	MT				
CANNED	MT				
HOPS-INC EXTRACT EQ	MT				
FEEDS,FODDERS-EX OILCAKE	NA	---	---		
CORN BYPRODUCTS	MT				
ALFALFA MEAL AND CUBES	MT				
OILSEEDS AND PRODUCTS	NA	---	---	28	44
OILCAKE AND MEAL	MT				
SOYBEAN	MT				
OILSEEDS	NA	---	---		
SOYBEANS	MT				
OILS AND WAXES-VEG	MT	25	50	28	44
OILS-SOYA,COTTONSEED	MT	0	50	0	44
SOYBEAN	MT	0	50	0	44
COTTONSEED	MT				
TOBACCO,UNMANUFACTURED	MT				
BURLEY	MT				
FLUE-CURED	MT				
COTTON-EX LINTERS	MT				
COTTON LINTERS	MT				
ESSENTIAL OILS	MT				
SEEDS-FIELD AND GARDEN	NA	---	---		
OTHER VEGETABLE PRODS	NA	---	---		

TABLE 1 --U.S. AGRICULTURAL EXPORTS: QUANTITY AND VALUE, COUNTRY BY COMMODITY GROUP, FISCAL YEARS 1978 AND 1979

COUNTRY AND COMMODITY GROUP	UNIT	QUANTITY 1978	QUANTITY 1979	VALUE 1978 $1,000	VALUE 1979 $1,000
570 CHINA MAINLAND					
TOTAL	---	---	---	352383	884112
ANIMALS & ANIMAL PRODUCTS	NA	---	---	14410	949
ANIMALS-LIVE,EX POULTRY	NA	---	---	2	295
CATTLE	HNO				
MEATS AND MEAT PRODUCTS	MT				
MEATS-FRESH,FROZEN	MT				
BEEF AND VEAL	MT				
PORK	MT				
VARIETY MEATS	MT				
MEATS-PREP,PRES	MT				
BEEF	MT				
PORK	MT				
POULTRY & POULTRY PRODS	NA	---	---	12	10
POULTRY-LIVE	NA	---	---	12	10
BABY CHICKS-BREEDER	HNO	11	0	12	9
BABY CHICKS-EX BRDR	HNO				
POULTRY MEATS	MT				
POULTRY MEAT-FR,FRZ	MT				
CHICKENS	MT				
TURKEYS	MT				
POULTRY MEATS-PREP	MT				
EGGS	NA	---	---		
DAIRY PRODUCTS	NA	---	---		
EVAP & COND MILK	MT				
NONFAT DRY MILK	MT				
BUTTER & ANHYDROUS	MT				
CHEESE	MT				
FATS,OILS AND GREASES	MT	29968	1000	14207	602
LARD	MT				
TALLOW-INEDIBLE	MT	29968	1000	14207	602
HIDES AND SKINS	NA	---	---	188	25
CATTLE HIDES	HNO	6	0	188	2
CATTLE HIDES-WHOLE	HNO	6	0	188	2
FURSKINS	NA	---	---		
OTHER ANIMAL PRODUCTS	NA	---	---	0	18
GRAINS AND PREPARATIONS	NA	---	---	117884	615543
WHEAT AND PRODUCTS	MT	913780	2454168	117884	323955
WHEAT AND WHEAT FLOUR	MT	913780	2454168	117884	323955
WHEAT	MT	913780	2454168	117884	323955
WHEAT FLOUR-GR EQ	MT				
BULGUR & ROLLED WHEAT	MT				
RICE	MT				
GRAINS & PREP---CONTINUED					

COMMODITY GROUP	UNIT	QUANTITY 1978	QUANTITY 1979	VALUE 1978 $1,000	VALUE 1979 $1,000
FEED GRAINS & PRODUCTS	MT	0	2753950	0	291000
FEED GRAINS	MT	0	2753950	0	291500
BARLEY	MT				
CORN	MT	0	2753950	0	291900
PAIN SORGHUMS	MT				
OATS	MT				
BLENDED FOOD PRODUCTS	MT				
FRUITS AND PREPARATIONS	NA	---	---	1	3
FRESH	MT	0	3	0	3
CITRUS	MT				
OTHER	MT	0	3	0	3
DRIED	MT				
CANNED	MT				
FRUIT JUICES	MLT	2	0	1	0
NUTS AND PREPARATIONS	NA	---	---	40	0
VEGETABLES & PREPARATIONS	NA	---	---		
FRESH	MT				
VEGETABLES-FROZEN	MT				
PULSES	MT				
DRIED BEANS	MT				
DRIED PEAS	MT				
DRIED LENTILS	MT				
CANNED	MT				
HOPS-INC EXTRACT EQ	MT				
FEEDS,FODDERS-EX OILCAKE	NA	---	---	17	0
CORN BYPRODUCTS	MT				
ALFALFA MEAL AND CUBES	MT				
OILSEEDS AND PRODUCTS	NA	---	---	60001	73654
OILCAKE AND MEAL	MT				
SOYBEAN	MT				
OILSEEDS	NA	---	---	14306	37760
SOYBEANS	MT	47326	141098	14306	37700
OILS AND WAXES-VEG	MT	105996	58818	54413	39098
OILS-SOYA,COTTONSEED	MT	105996	58818	54413	39098
SOYBEAN	MT	105996	58818	54413	39098
COTTONSEED	MT				
TOBACCO,UNMANUFACTURED	MT				
BURLEY	MT				
FLUE-CURED	MT				
COTTON-EX LINTERS	MT	112190	141406	190063	195403
COTTON LINTERS	MT				
ESSENTIAL OILS	MT	0	0	0	9
SEEDS-FIELD AND GARDEN	NA	---	---	49	19
OTHER VEGETABLE PRODS	NA	---	---	318	440

TABLE 1--U.S. AGRICULTURAL EXPORTS: QUANTITY AND VALUE, COUNTRY BY COMMODITY GROUP, FISCAL YEARS 1978 AND 1979

COUNTRY AND COMMODITY GROUP	UNIT	QUANTITY 1978	QUANTITY 1979	VALUE 1978 $1,000	VALUE 1979 $1,000
580 KOREA, REPUBLIC OF					
TOTAL	---	---	---	1055428	1386893
ANIMALS & ANIMAL PRODUCTS	NA	---	---	170911	299603
ANIMALS-LIVE,EX POULTRY	NA	---	---	12931	20172
CATTLE	HNO	15	17	12639	19385
MEATS AND MEAT PRODUCTS	MT	3738	11546	8486	24864
MEATS-FRESH,FROZEN	MT	3098	10770	7644	23279
BEEF AND VEAL	MT	556	686	1609	2950
PORK	MT	2483	8852	5813	17781
VARIETY MEATS	MT	230	833	149	1309
MEATS-PREP,PRES	MT	640	776	841	1585
BEEF	MT	495	460	558	471
PORK	MT	53	94	67	116
POULTRY & POULTRY PRODS	NA	---	---	13753	9817
POULTRY-LIVE	NA	---	---	500	1444
BABY CHICKS-BREEDER	HNO	228	415	494	1444
BABY CHICKS-EX BROR	HNO	17	0	6	0
POULTRY MEATS	MT	167	92	143	138
POULTRY MEAT-FR,FRZ	MT	165	90	139	132
CHICKENS	MT	153	69	117	81
TURKEYS	MT	4	18	12	26
POULTRY MEATS-PREP	MT	2	2	4	6
EGGS	NA	---	---	2	78
DAIRY PRODUCTS	NA	---	---	585	2197
EVAP & COND MILK	MT	10	187	15	256
NONFAT DRY MILK	MT	2	17	6	25
BUTTER & ANHYDROUS	MT	0	0	1	3
CHEESE	MT	30	50	95	133
FATS,OILS AND GREASES	MT	67519	117439	28405	63240
LARD	MT	0	3	0	7
TALLOW-INEDIBLE	MT	66291	115727	27469	61806
HIDES AND SKINS	NA	---	---	105604	137587
CATTLE HIDES	HNO	3610	2944	98390	126234
CATTLE HIDES-WHOLE	HNO	3522	2901	97246	125361
FURSKINS	NA	---	---	1143	1627
OTHER ANIMAL PRODUCTS	NA	---	---	1146	1780
GRAINS AND PREPARATIONS	NA	---	---	400047	563778
WHEAT AND PRODUCTS	MT	1629262	1678726	199550	246899
WHEAT AND WHEAT FLOUR	MT	1629108	1678699	199425	246888
WHEAT	MT	1629061	1678634	199418	246879
WHEAT FLOUR-GR EQ	MT	47	65	8	11
BULGUR & ROLLED WHEAT	MT				
RICE	MT	7	43720	3	11166
GRAINS & PREP---CONTINUED					

COMMODITY GROUP	UNIT	QUANTITY 1978	QUANTITY 1979	VALUE 1978 $1,000	VALUE 1979 $1,000
FEED GRAINS & PRODUCTS	MT	1809956	2712349	199009	303606
FEED GRAINS	MT	1807768	2712026	198962	303514
BARLEY	MT	136345	0	11654	0
CORN	MT	1761419	2670520	187109	299211
GRAIN SORGHUMS	MT	0	41498	0	4281
OATS	MT	8	8	3	3
BLENDED FOOD PRODUCTS	MT	0	1	2	2
FRUITS AND PREPARATIONS	NA	---	---	2746	3109
FRESH	MT	80	216	55	165
CITRUS	MT	71	118	48	83
OTHER	MT	9	98	7	82
DRIED	MT	228	119	379	306
CANNED	MT	818	708	963	933
FRUIT JUICES	MLT	1800	2613	1502	1792
NUTS AND PREPARATIONS	NA	---	---	00	1989
VEGETABLES & PREPARATIONS	NA	---	---	9881	9301
FRESH	MT	980	1398	903	1225
VEGETABLES-FROZEN	MT	1116	60	168	58
PULSES	MT	26	736	20	162
DRIED BEANS	MT	14	736	12	161
DRIED PEAS	MT	12	0	8	1
DRIED LENTILS	MT				
CANNED	MT	1393	1028	1210	1489
HOPS-INC EXTRACT EQ	MT	41	68	226	613
FEEDS,FODDERS-EX OILCAKE	NA	---	---	696	479
CORN BYPRODUCTS	MT	1399	0	145	9
ALFALFA MEAL AND CUBES	MT				
OILSEEDS AND PRODUCTS	NA	---	---	72273	147070
OILCAKE AND MEAL	MT	18644	92897	4474	21399
SOYBEAN	MT	18644	92897	4474	21399
OILSEEDS	NA	---	---	65090	122001
SOYBEANS	MT	237979	438669	62900	121382
OILS AND WAXES-VEG	MT	3084	2924	2709	3129
OILS-SOYA,COTTONSEED	MT	1343	1352	961	1229
SOYBEAN	MT	236	11	123	17
COTTONSEED	MT	1107	1341	839	1203
TOBACCO,UNMANUFACTURED	MT	4468	9938	29207	32782
BURLEY	MT	1529	919	9986	6295
FLUE-CURED	MT	2925	9000	15562	26390
COTTON-EX LINTERS	MT	255154	270107	372166	366365
COTTON LINTERS	MT	428	0	291	0
ESSENTIAL OILS	MT	69	45	726	670
SEEDS-FIELD AND GARDEN	NA	---	---	686	406
OTHER VEGETABLE PRODS	NA	---	---	4607	6715

TABLE 1--U.S. AGRICULTURAL EXPORTS: QUANTITY AND VALUE, COUNTRY BY COMMODITY GROUP, FISCAL YEARS 1978 AND 1979

COUNTRY AND COMMODITY GROUP	UNIT	QUANTITY 1978	QUANTITY 1979	VALUE 1978 $1,000	VALUE 1979 $1,000
582 HONG KONG					
TOTAL	---	---	---	343978	350262
ANIMALS & ANIMAL PRODUCTS	NA	---	---	38955	37995
ANIMALS-LIVE,EX POULTRY	NA	---	---	13	0
CATTLE	HNO				
MEATS AND MEAT PRODUCTS	MT	1873	1460	4792	6021
MEATS-FRESH,FROZEN	MT	1517	1682	3973	5217
BEEF AND VEAL	MT	502	604	2769	3404
PORK	MT	161	322	401	785
VARIETY MEATS	MT	747	676	632	897
MEATS-PREP,PRES	MT	356	278	820	804
BEEF	MT	36	42	47	96
PORK	MT	55	48	173	139
POULTRY & POULTRY PRODS	NA	---	---	24367	22220
POULTRY-LIVE	NA	---	---	34	2
BABY CHICKS-BREEDER	HNO	34	1	34	2
BABY CHICKS-EX BRDR	HNO				
POULTRY MEATS	MT	21143	17102	17453	16684
POULTRY MEAT-FR,FRZ	MT	21051	16915	17328	16439
CHICKENS	MT	19040	15413	14973	14355
TURKEYS	MT	907	638	1017	895
POULTRY MEATS-PREP	MT	92	187	124	245
EGGS	NA	---	---	6379	4630
DAIRY PRODUCTS	NA	---	---	4007	3270
EVAP & COND MILK	MT	91	66	106	62
NONFAT DRY MILK	MT	33	19	73	60
BUTTER & ANHYDROUS	MT	21	0	117	0
CHEESE	MT	101	128	293	428
FATS,OILS AND GREASES	MT	1254	870	769	665
LARD	MT	314	289	228	283
TALLOW-INEDIBLE	MT	848	366	437	158
HIDES AND SKINS	NA	---	---	4680	5301
CATTLE HIDES	HNO	147	87	2592	2691
CATTLE HIDES-WHOLE	HNO	122	85	2385	2638
FURSKINS	NA	---	---	1058	998
OTHER ANIMAL PRODUCTS	NA	---	---	326	517
GRAINS AND PREPARATIONS	NA	---	---	13732	15532
WHEAT AND PRODUCTS	MT	100504	93557	13176	14450
WHEAT AND WHEAT FLOUR	MT	100500	93163	13170	13993
WHEAT	MT	99419	92672	13039	13887
WHEAT FLOUR-GR EQ	MT	1081	491	132	106
BULGUR & ROLLED WHEAT	MT	4	0	5	0
RICE	MT	641	1840	190	673
GRAINS & PREP---CONTINUED					
FEED GRAINS & PRODUCTS	MT	149	95	38	37
FEED GRAINS	MT				
BARLEY	MT				
CORN	MT				
GRAIN SORGHUMS	MT				
OATS	MT				
BLENDED FOOD PRODUCTS	MT				
FRUITS AND PREPARATIONS	NA	---	---	66814	74829
FRESH	MT	125185	113822	59908	67568
CITRUS	MT	100346	81412	44882	45841
OTHER	MT	24839	32010	15020	21728
DRIED	MT	1182	804	1819	1491
CANNED	MT	3082	3332	2192	2670
FRUIT JUICES	MLT	2037	2838	2131	2519
NUTS AND PREPARATIONS	NA	---	---	2616	2945
VEGETABLES & PREPARATIONS	NA	---	---	16222	21061
FRESH	MT	14150	19762	5533	8079
VEGETABLES-FROZEN	MT	2765	3903	1810	2470
PULSES	MT	1190	1107	910	583
DRIED BEANS	MT	257	178	120	97
DRIED PEAS	MT	906	905	380	430
DRIED LENTILS	MT	27	24	10	16
CANNED	MT	7449	8672	4837	6077
HOPS-INC EXTRACT EQ	MT	26	0	149	0
FEEDS,FODDERS-EX OILCAKE	NA	---	---	16256	17092
CORN BYPRODUCTS	MT	0	17	0	5
ALFALFA MEAL AND CUBES	MT	654	816	94	145
OILSEEDS AND PRODUCTS	NA	---	---	6070	5148
OILCAKE AND MEAL	MT	697	869	233	284
SOYBEAN	MT	695	869	232	284
OILSEEDS	NA	---	---	1183	58
SOYBEANS	MT	1561	0	346	0
OILS AND WAXES-VEG	MT	6150	4304	4648	4769
OILS-SOYA,COTTONSEED	MT	3827	1644	1850	1245
SOYBEAN	MT	3659	1481	1676	1038
COTTONSEED	MT	168	163	173	207
TOBACCO,UNMANUFACTURED	MT	1254	1611	4470	7437
BURLEY	MT	217	344	765	1736
FLUE-CURED	MT	977	1120	3663	5528
COTTON-EX LINTERS	MT	105350	94968	147428	129903
COTTON LINTERS	MT	221	0	33	0
ESSENTIAL OILS	MT	79	162	1249	1925
SEEDS-FIELD AND GARDEN	NA	---	---	240	389
OTHER VEGETABLE PRODS	NA	---	---	30297	40345

TABLE 1--U.S. AGRICULTURAL EXPORTS: QUANTITY AND VALUE, COUNTRY BY COMMODITY GROUP, FISCAL YEARS 1978 AND 1979

COUNTRY AND COMMODITY GROUP	UNIT	QUANTITY 1978	QUANTITY 1979	VALUE 1978 $1,000	VALUE 1979 $1,000
583 TAIWAN					
TOTAL	---	---	---	729167	976627
ANIMALS & ANIMAL PRODUCTS	NA	---	---	40154	59908
ANIMALS-LIVE,EX POULTRY	NA	---	---	226	945
CATTLE	HNO				
MEATS AND MEAT PRODUCTS	MT	451	1703	1302	4532
MEATS-FRESH,FROZEN	MT	438	1637	1245	4245
BEEF AND VEAL	MT	204	1625	926	4225
PORK	MT	9	0	9	0
VARIETY MEATS	MT	225	12	309	20
MEATS-PREP,PRES	MT	13	66	57	287
BEEF	MT	3	6	7	15
PORK	MT	1	35	0	113
POULTRY & POULTRY PRODS	NA	---	---	1501	1845
POULTRY-LIVE	NA	---	---	720	704
BABY CHICKS-BREEDER	HNO	450	392	720	694
BABY CHICKS-EX BRDR	HNO				
POULTRY MEATS	MT	199	30	176	47
POULTRY MEAT-FR,FRZ	MT	198	29	175	44
CHICKENS	MT	133	17	130	22
TURKEYS	MT	32	12	35	22
POULTRY MEATS-PREP	MT	1	1	1	3
EGGS	NA	---	---	1	12
DAIRY PRODUCTS	NA	---	---	3895	4180
EVAP & COND MILK	MT	4	1	5	3
NONFAT DRY MILK	MT	114	0	67	0
BUTTER & ANHYDROUS	MT				
CHEESE	MT	18	18	68	75
FATS,OILS AND GREASES	MT	26239	26308	10897	12859
LARD	MT	0	3	0	2
TALLOW-INEDIBLE	MT	22644	25743	9137	12306
HIDES AND SKINS	NA	---	---	23449	32568
CATTLE HIDES	HNO	997	941	21206	31183
CATTLE HIDES-WHOLE	HNO	959	906	20592	29891
FURSKINS	NA	---	---	25	159
OTHER ANIMAL PRODUCTS	NA	---	---	2883	2979
GRAINS AND PREPARATIONS	NA	---	---	254527	370581
WHEAT AND PRODUCTS	MT	626264	680359	77273	99577
WHEAT AND WHEAT FLOUR	MT	626264	680359	77273	99577
WHEAT	MT	626214	680355	77256	99575
WHEAT FLOUR-GR EQ	MT	50	4	18	2
BULGUR & ROLLED WHEAT	MT				
RICE	MT				
FEED GRAINS & PRODUCTS	MT	1681287	2266038	177079	270826
FEED GRAINS	MT	1681206	2265902	177058	270798
BARLEY	MT	130427	91213	14217	9591
CORN	MT	1488831	2156640	156875	259204
GRAIN SORGHUMS	MT	61948	19949	5962	1998
OATS	MT				
BLENDED FOOD PRODUCTS	MT				
FRUITS AND PREPARATIONS	NA	---	---	5325	8722
FRESH	MT	3202	7274	2223	4722
CITRUS	MT	890	94	322	60
OTHER	MT	2312	7200	1900	4662
DRIED	MT	1709	833	1740	1425
CANNED	MT	1474	1731	995	1184
FRUIT JUICES	MLT	161	1611	277	1306
NUTS AND PREPARATIONS	NA	---	---	624	900
VEGETABLES & PREPARATIONS	NA	---	---	3159	6119
FRESH	MT	545	237	293	71
VEGETABLES-FROZEN	MT	115	12	51	14
PULSES	MT	6259	13891	1676	3451
DRIED BEANS	MT	1993	5318	397	744
DRIED PEAS	MT	4089	10533	1211	2706
DRIED LENTILS	MT	197	0	68	2
CANNED	MT	763	1843	498	823
HOPS-INC EXTRACT EQ	MT	70	313	198	1375
FEEDS,FODDERS-EX OILCAKE	NA	---	---	9718	4208
CORN BYPRODUCTS	MT	0	311	0	11
ALFALFA MEAL AND CUBES	MT				
OILSEEDS AND PRODUCTS	NA	---	---	220788	315790
OILCAKE AND MEAL	MT	709	0	158	0
SOYBEAN	MT	709	0	158	0
OILSEEDS	NA	---	---	219473	314734
SOYBEANS	MT	926599	1178513	219190	314380
OILS AND WAXES-VEG	MT	884	617	1131	993
OILS-SOYA,COTTONSEED	MT	21	0	22	0
SOYBEAN	MT	20	0	21	0
COTTONSEED	MT	1	0	1	0
TOBACCO,UNMANUFACTURED	MT	9302	14803	40892	71566
BURLEY	MT	59	56	295	221
FLUE-CURED	MT	9243	14745	40597	71338
COTTON-EX LINTERS	MT	110596	97722	145682	121774
COTTON LINTERS	MT	46	154	44	182
ESSENTIAL OILS	MT	44	53	540	598
SEEDS-FIELD AND GARDEN	NA	---	---	387	233
OTHER VEGETABLE PRODS	NA	---	---	3325	16016

GRAINS & PREP---CONTINUED

TABLE 1--U.S. AGRICULTURAL EXPORTS: QUANTITY AND VALUE, COUNTRY BY COMMODITY GROUP, FISCAL YEARS 1978 AND 1979

COUNTRY AND COMMODITY GROUP	UNIT	QUANTITY 1978	QUANTITY 1979	VALUE 1978 $1,000	VALUE 1979 $1,000
588 JAPAN					
TOTAL	---	---	---	4159081	5060543
ANIMALS & ANIMAL PRODUCTS	NA	---	---	589666	861495
ANIMALS-LIVE,EX POULTRY	NA	---	---	13961	20433
CATTLE	HNO	6	4	7977	10710
MEATS AND MEAT PRODUCTS	MT	78940	96375	229482	347692
MEATS-FRESH,FROZEN	MT	77402	93835	224920	336172
BEEF AND VEAL	MT	33611	33072	107685	138041
PORK	MT	19980	32879	65548	123487
VARIETY MEATS	MT	20967	26221	48394	71887
MEATS-PREP,PRES	MT	1538	2540	4563	11520
BEEF	MT	210	942	694	6580
PORK	MT	403	579	1118	1733
POULTRY & POULTRY PRODS	NA	---	---	63358	73049
POULTRY-LIVE	NA	---	---	3581	3964
BABY CHICKS-BREEDER	HNO	1651	1221	3550	3880
BABY CHICKS-EX BRDR	HNO	14	177	9	42
POULTRY MEATS	MT	34457	41863	42419	56580
POULTRY MEAT-FR,FRZ	MT	34358	41815	42214	56482
CHICKENS	MT	33231	40196	40289	53255
TURKEYS	MT	594	1239	1213	2538
POULTRY MEATS-PREP	MT	99	48	204	99
EGGS	NA	---	---	17120	11865
DAIRY PRODUCTS	NA	---	---	4821	7172
EVAP & COND MILK	MT	35	5	20	4
NONFAT DRY MILK	MT	22	46	41	56
BUTTER & ANHYDROUS	MT	13	14	60	62
CHEESE	MT	595	989	2564	3732
FATS,OILS AND GREASES	MT	97406	91351	41793	49571
LARD	MT	28	9	23	12
TALLOW-INEDIBLE	MT	89090	83998	37436	44342
HIDES AND SKINS	NA	---	---	228386	354122
CATTLE HIDES	HNO	8828	8357	213504	325492
CATTLE HIDES-WHOLE	HNO	8800	8334	212987	325026
FURSKINS	NA	---	---	2615	6577
OTHER ANIMAL PRODUCTS	NA	---	---	7864	9456
GRAINS AND PREPARATIONS	NA	---	---	1554536	1744556
WHEAT AND PRODUCTS	MT	3175745	3337138	398180	504794
WHEAT AND WHEAT FLOUR	MT	3175589	3337000	398073	504665
WHEAT	MT	3174684	3336617	398025	504656
WHEAT FLOUR-GR EQ	MT	905	383	48	29
BULGUR & ROLLED WHEAT	MT	1	0	2	0
RICE	MT	2342	2224	1116	863
GRAINS & PREP---CONTINUED					
FEED GRAINS & PRODUCTS	MT	11155737	10973215	1151458	1233549
FEED GRAINS	MT	11142058	10958251	1148960	1232576
BARLEY	MT	71432	341	7842	98
CORN	MT	8607504	8977397	903503	1030304
GRAIN SORGHUMS	MT	2439116	1979349	234672	200568
OATS	MT	24006	11164	2942	1948
BLENDED FOOD PRODUCTS	MT	36	20	19	12
FRUITS AND PREPARATIONS	NA	---	---	176226	224655
FRESH	MT	290824	328317	120941	174108
CITRUS	MT	279288	314447	112707	156643
OTHER	MT	11536	13870	11834	17464
DRIED	MT	19141	7899	23887	14930
CANNED	MT	24876	23855	16582	19271
FRUIT JUICES	MLT	8736	13129	7721	11937
NUTS AND PREPARATIONS	NA	---	---	32149	55687
VEGETABLES & PREPARATIONS	NA	---	---	71329	96691
FRESH	MT	29464	43197	6968	14259
VEGETABLES-FROZEN	MT	38112	51221	20869	29239
PULSES	MT	17963	21121	5968	7749
DRIED BEANS	MT	14212	13123	4550	4731
DRIED PEAS	MT	3737	7960	1325	2996
DRIED LENTILS	MT	14	38	90	22
CANNED	MT	11742	17143	8826	13209
HOPS-INC EXTRACT EQ	MT	389	428	899	1018
FEEDS,FODDERS-EX OILCAKE	NA	---	---	74848	109764
CORN BYPRODUCTS	MT	2488	847	378	96
ALFALFA MEAL AND CUBES	MT	304687	349863	29351	37125
OILSEEDS AND PRODUCTS	NA	---	---	1043467	1183042
OILCAKE AND MEAL	MT	260843	210484	57166	49616
SOYBEAN	MT	271887	204470	55649	48615
OILSEEDS	NA	---	---	954502	1089516
SOYBEANS	MT	3797843	3884108	923220	1073268
OILS AND WAXES-VEG	MT	36221	52459	25998	39508
OILS-SOYA,COTTONSEED	MT	26960	37347	15577	25358
SOYBEAN	MT	353	98	194	63
COTTONSEED	MT	26607	37269	15383	25275
TOBACCO,UNMANUFACTURED	MT	51428	47989	226950	240644
BURLEY	MT	4700	6729	25795	41247
FLUE-CURED	MT	33896	32427	198855	197496
COTTON-EX LINTERS	MT	213512	295758	321691	424687
COTTON LINTERS	MT	18096	14102	5515	4346
ESSENTIAL OILS	MT	1377	1947	11463	14919
SEEDS-FIELD AND GARDEN	NA	---	---	15748	18097
OTHER VEGETABLE PRODS	NA	---	---	33500	82039

TABLE 1--U.S. AGRICULTURAL EXPORTS: QUANTITY AND VALUE, COUNTRY BY COMMODITY GROUP, FISCAL YEARS 1978 AND 1979

COUNTRY AND COMMODITY GROUP	UNIT	QUANTITY 1978	QUANTITY 1979	VALUE 1978 $1,000	VALUE 1979 $1,000
602 AUSTRALIA					
TOTAL	---	---	---	92233	88210
ANIMALS & ANIMAL PRODUCTS	NA	---	---	6533	5900
ANIMALS-LIVE,EX POULTRY	NA	---	---	8	4
CATTLE	HNO				
MEATS AND MEAT PRODUCTS	MT	29	37	65	109
MEATS-FRESH,FROZEN	MT	5	5	13	16
BEEF AND VEAL	MT	3	4	8	5
PORK	MT	1	1	1	2
VARIETY MEATS	MT				
MEATS-PREP,PRES	MT	24	32	52	100
BEEF	MT	0	2	0	5
PORK	MT	1	9	4	39
POULTRY & POULTRY PRODS	NA	---	---	8	59
POULTRY-LIVE	NA	---	---	2	0
BABY CHICKS-BREEDER	HNO	1	0	2	0
BABY CHICKS-EX BRDR	HNO				
POULTRY MEATS	MT	3	45	0	59
POULTRY MEAT-FR,FRZ	MT	3	45	0	59
CHICKENS	MT	0	45	0	59
TURKEYS	MT				
POULTRY MEATS-PREP	MT				
EGGS	NA	---	---		
DAIRY PRODUCTS	NA	---	---	1193	1073
EVAP & COND MILK	MT	5	0	0	0
NONFAT DRY MILK	MT				
BUTTER & ANHYDROUS	MT				
CHEESE	MT	17	22	66	94
FATS,OILS AND GREASES	MT	139	128	180	188
LARD	MT	2	1	2	2
TALLOW-INEDIBLE	MT				
HIDES AND SKINS	NA	---	---	535	1160
CATTLE HIDES	HNO	0	1	16	21
CATTLE HIDES-WHOLE	HNO	0	1	0	13
FURSKINS	NA	---	---	519	1139
OTHER ANIMAL PRODUCTS	NA	---	---	4545	3303
GRAINS AND PREPARATIONS	NA	---	---	1544	2216
WHEAT AND PRODUCTS	MT	410	435	54	48
WHEAT AND WHEAT FLOUR	MT	410	429	54	38
WHEAT	MT				
WHEAT FLOUR-GR EQ	MT	410	429	54	38
BULGUR & ROLLED WHEAT	MT				
RICE	MT	319	377	225	170

GRAINS & PREP---CONTINUED

COMMODITY GROUP	UNIT	QUANTITY 1978	QUANTITY 1979	VALUE 1978 $1,000	VALUE 1979 $1,000
FEED GRAINS & PRODUCTS	MT	490	1285	136	324
FEED GRAINS	MT	8	724	1	106
BARLEY	MT				
CORN	MT	8	724	1	109
GRAIN SORGHUMS	MT				
OATS	MT				
BLENDED FOOD PRODUCTS	MT	171	353	129	205
FRUITS AND PREPARATIONS	NA	---	---	2929	3174
FRESH	MT	629	772	351	586
CITRUS	MT	464	523	196	251
OTHER	MT	165	249	155	335
DRIED	MT	608	576	1008	1106
CANNED	MT	363	478	259	549
FRUIT JUICES	MLT	582	120	426	120
NUTS AND PREPARATIONS	NA	---	---	6703	6973
VEGETABLES & PREPARATIONS	NA	---	---	6547	8254
FRESH	MT	418	485	399	538
VEGETABLES-FROZEN	MT	1480	2218	1066	1718
PULSES	MT	2947	2460	1904	1563
DRIED BEANS	MT	2179	1762	1348	1008
DRIED PEAS	MT	348	216	226	155
DRIED LENTILS	MT	420	482	334	400
CANNED	MT	191	1068	222	800
HOPS-INC EXTRACT EQ	MT	0	0	8	8
FEEDS,FODDERS-EX OILCAKE	NA	---	---	911	1183
CORN BYPRODUCTS	MT				
ALFALFA MEAL AND CUBES	MT	31	0	1	0
OILSEEDS AND PRODUCTS	NA	---	---	29959	18629
OILCAKE AND MEAL	MT	24190	6024	4652	1540
SOYBEAN	MT	24119	6200	4562	1096
OILSEEDS	NA	---	---	5756	321
SOYBEANS	MT	14987	57	3303	18
OILS AND WAXES-VEG	MT	29288	20192	18519	10795
OILS-SOYA,COTTONSEED	MT	22094	18211	12514	10646
SOYBEAN	MT	20949	16204	11667	10637
COTTONSEED	MT	1145	7	648	10
TOBACCO,UNMANUFACTURED	MT	6493	5220	20398	25809
BURLEY	MT	107	210	522	1106
FLUE-CURED	MT	3461	4079	19045	24132
COTTON-EX LINTERS	MT	671	38	956	46
COTTON LINTERS	MT	145	104	31	17
ESSENTIAL OILS	MT	121	130	2111	8282
SEEDS-FIELD AND GARDEN	NA	---	---	5474	6103
OTHER VEGETABLE PRODS	NA	---	---	8039	7686

TABLE 1 **U.S. AGRICULTURAL EXPORTS; QUANTITY AND VALUE, COUNTRY BY COMMODITY GROUP, FISCAL YEARS 1978 AND 1979

COUNTRY AND COMMODITY GROUP	UNIT	QUANTITY 1978	QUANTITY 1979	VALUE 1978 $1,000	VALUE 1979 $1,000
604 PAPUA NEW GUINEA					
TOTAL	***	***	***	503	523
ANIMALS & ANIMAL PRODUCTS	NA	***	***	157	80
ANIMALS-LIVE,EX POULTRY	NA	***	***		
CATTLE	HNO				
MEATS AND MEAT PRODUCTS	MT	0	3	0	7
MEATS-FRESH,FROZEN	MT				
BEEF AND VEAL	MT				
PORK	MT				
VARIETY MEATS	MT				
MEATS-PREP,PRES	MT	0	3	0	7
BEEF	MT				
PORK	MT	0	2	0	6
POULTRY & POULTRY PRODS	NA	***	***	152	65
POULTRY-LIVE	NA	***	***		
BABY CHICKS-BREEDER	HNO				
BABY CHICKS-EX BRDR	HNO				
POULTRY MEATS	MT	127	65	152	65
POULTRY MEAT-FR,FRZ	MT	57	7	87	6
CHICKENS	MT	57	7	87	6
TURKEYS	MT				
POULTRY MEATS-PREP	MT	70	58	65	59
EGGS	NA	***	***		
DAIRY PRODUCTS	NA	***	***	5	0
EVAP & COND MILK	MT	1	0	1	0
NONFAT DRY MILK	MT				
BUTTER & ANHYDROUS	MT				
CHEESE	MT				
FATS,OILS AND GREASES	MT	0	2	1	3
LARD	MT	0	2	0	3
TALLOW-INEDIBLE	MT				
HIDES AND SKINS	NA	***	***		
CATTLE HIDES	HNO				
CATTLE HIDES-WHOLE	HNO				
FURSKINS	NA	***	***		
OTHER ANIMAL PRODUCTS	NA	***	***	0	6
GRAINS AND PREPARATIONS	NA	***	***	18	4
WHEAT AND PRODUCTS	MT				
WHEAT AND WHEAT FLOUR	MT				
WHEAT	MT				
WHEAT FLOUR-GR EQ	MT				
BULGUR & ROLLED WHEAT	MT				
RICE	MT				
GRAINS & PREP---CONTINUED					
FEED GRAINS & PRODUCTS	MT	0	3	0	1
FEED GRAINS	MT				
BARLEY	MT				
CORN	MT				
GRAIN SORGHUMS	MT				
OATS	MT				
BLENDED FOOD PRODUCTS	MT				
FRUITS AND PREPARATIONS	NA	***	***	30	79
FRESH	MT	30	0	10	0
CITRUS	MT	30	0	10	0
OTHER	MT				
DRIED	MT	0	2	0	0
CANNED	MT	3	3	5	3
FRUIT JUICES	MLT	9	87	15	70
NUTS AND PREPARATIONS	NA	***	***	5	1
VEGETABLES & PREPARATIONS	NA	***	***	56	77
FRESH	MT	4	136	2	13
VEGETABLES-FROZEN	MT	9	0	10	0
PULSES	MT				
DRIED BEANS	MT				
DRIED PEAS	MT				
DRIED LENTILS	MT				
CANNED	MT	3	5	5	5
HOPS-INC EXTRACT EQ	MT				
FEEDS,FODDERS-EX OILCAKE	NA	***	***	5	2
CORN BYPRODUCTS	MT				
ALFALFA MEAL AND CUBES	MT				
OILSEEDS AND PRODUCTS	NA	***	***	138	192
OILCAKE AND MEAL	MT	358	346	105	128
SOYBEAN	MT	358	346	105	128
OILSEEDS	NA	***	***	1	0
SOYBEANS	MT				
OILS AND MAKES-VEG	MT	18	33	32	64
OILS-SOYA,COTTONSEED	MT				
SOYBEAN	MT				
COTTONSEED	MT				
TOBACCO,UNMANUFACTURED	MT				
BURLEY	MT				
FLUE-CURED	MT				
COTTON-EX LINTERS	MT				
COTTON LINTERS	MT				
ESSENTIAL OILS	MT				
SEEDS-FIELD AND GARDEN	NA	***	***		
OTHER VEGETABLE PRODS	NA	***	***	91	80

TABLE 1 --U.S. AGRICULTURAL EXPORTS: QUANTITY AND VALUE, COUNTRY BY COMMODITY GROUP, FISCAL YEARS 1978 AND 1979

COUNTRY AND COMMODITY GROUP	UNIT	QUANTITY 1978	QUANTITY 1979	VALUE 1978 $1,000	VALUE 1979 $1,000
618 NEW ZEALAND					
TOTAL	---	---	---	27458	34130
ANIMALS & ANIMAL PRODUCTS	NA	---	---	1736	1783
ANIMALS-LIVE,EX POULTRY	NA	---	---	55	0
CATTLE	HNO				
MEATS AND MEAT PRODUCTS	MT	9	53	36	238
MEATS-FRESH,FROZEN	MT	0	16	0	30
BEEF AND VEAL	MT	0	16	0	30
PORK	MT				
VARIETY MEATS	MT				
MEATS-PREP,PRES	MT	9	37	36	208
BEEF	MT	5	3	15	7
PORK	MT	0	26	2	81
POULTRY & POULTRY PRODS	NA	---	---	93	80
POULTRY-LIVE	NA	---	---		
BABY CHICKS-BREEDER	HNO				
BABY CHICKS-EX BRDR	HNO				
POULTRY MEATS	MT	46	18	91	80
POULTRY MEAT-FR,FRZ	MT	46	18	91	80
CHICKENS	MT	38	0	50	0
TURKEYS	MT	8	18	35	80
POULTRY MEATS-PREP	MT				
EGGS	NA	---	---		
DAIRY PRODUCTS	NA	---	---	44	30
EVAP & COND MILK	MT	15	0	12	0
NONFAT DRY MILK	MT				
BUTTER & ANHYDROUS	MT				
CHEESE	MT				
FATS,OILS AND GREASES	MT	20	25	24	36
LARD	MT				
TALLOW-INEDIBLE	MT				
HIDES AND SKINS	NA	---	---	44	75
CATTLE HIDES	HNO	0	1	1	44
CATTLE HIDES-WHOLE	HNO	0	0	0	3
FURSKINS	NA	---	---	12	7
OTHER ANIMAL PRODUCTS	NA	---	---	1441	1323
GRAINS AND PREPARATIONS	NA	---	---	633	863
WHEAT AND PRODUCTS	MT				
WHEAT AND WHEAT FLOUR	MT				
WHEAT	MT				
WHEAT FLOUR-GR EQ	MT				
BULGUR & ROLLED WHEAT	MT				
RICE	MT	868	1051	435	449
GRAINS & PREP---CONTINUED					

COMMODITY GROUP	UNIT	QUANTITY 1978	QUANTITY 1979	VALUE 1978 $1,000	VALUE 1979 $1,000
FEED GRAINS & PRODUCTS	MT	45	129	10	48
FEED GRAINS	MT				
BARLEY	MT				
CORN	MT				
GRAIN SORGHUMS	MT				
OATS	MT				
BLENDED FOOD PRODUCTS	MT	33	26	18	9
FRUITS AND PREPARATIONS	NA	---	---	6787	7463
FRESH	MT	7914	8785	3110	3728
CITRUS	MT	5949	5709	2111	2006
OTHER	MT	1965	3036	999	1722
DRIED	MT	1590	1133	3348	2958
CANNED	MT	35	76	37	97
FRUIT JUICES	MLT	813	770	293	680
NUTS AND PREPARATIONS	NA	---	---	451	2133
VEGETABLES & PREPARATIONS	NA	---	---	544	287
FRESH	MT	705	0	198	0
VEGETABLES-FROZEN	MT				
PULSES	MT	316	532	142	198
DRIED BEANS	MT	299	483	126	157
DRIED PEAS	MT	9	19	8	19
DRIED LENTILS	MT	8	30	8	22
CANNED	MT	12	2	30	6
HOPS-INC EXTRACT EQ	MT	0	0	0	4
FEEDS,FODDERS-EX OILCAKE	NA	---	---	78	69
CORN BYPRODUCTS	MT	13	110	1	9
ALFALFA MEAL AND CUBES	MT				
OILSEEDS AND PRODUCTS	NA	---	---	9438	10764
OILCAKE AND MEAL	MT	1455	1513	423	368
SOYBEAN	MT	1279	536	336	152
OILSEEDS	NA	---	---	1555	723
SOYBEANS	MT	551	0	153	0
OILS AND WAXES-VEG	MT	11290	12686	7362	9554
OILS-SOYA,COTTONSEED	MT	6780	7609	4338	5604
SOYBEAN	MT	4081	5236	2466	3586
COTTONSEED	MT	2699	2373	1872	2058
TOBACCO,UNMANUFACTURED	MT	1457	1757	5678	7583
BURLEY	MT	2	22	9	126
FLUE-CURED	MT	994	1183	5563	7021
COTTON-EX LINTERS	MT				
COTTON LINTERS	MT				
ESSENTIAL OILS	MT	22	22	448	496
SEEDS-FIELD AND GARDEN	NA	---	---	741	1020
OTHER VEGETABLE PRODS	NA	---	---	722	1670

TABLE 1 --U.S. AGRICULTURAL EXPORTS: QUANTITY AND VALUE, COUNTRY BY COMMODITY GROUP, FISCAL YEARS 1978 AND 1979

COUNTRY AND COMMODITY GROUP	UNIT	QUANTITY 1978	QUANTITY 1979	VALUE 1978 $1,000	VALUE 1979 $1,000
815 WESTERN SAMOA					
TOTAL	---	---	---	894	751
ANIMALS & ANIMAL PRODUCTS	NA	---	---	474	397
ANIMALS-LIVE,EX POULTRY	NA	---	---		
CATTLE	HNO				
MEATS AND MEAT PRODUCTS	MT	4	1	7	3
MEATS-FRESH,FROZEN	MT	2	0	4	0
BEEF AND VEAL	MT	2	0	4	0
PORK	MT				
VARIETY MEATS	MT				
MEATS-PREP,PRES	MT	2	1	3	3
BEEF	MT	0	0	0	1
PORK	MT				
POULTRY & POULTRY PRODS	NA	---	---	455	389
POULTRY-LIVE	NA	---	---		
BABY CHICKS-BREEDER	HNO				
BABY CHICKS-EX BRDR	HNO				
POULTRY MEATS	MT	1075	708	455	389
POULTRY MEAT-FR,FRZ	MT	1053	684	438	370
CHICKENS	MT	999	660	403	350
TURKEYS	MT	47	21	30	18
POULTRY MEATS-PREP	MT	22	24	17	19
EGGS	NA	---	---		
DAIRY PRODUCTS	NA	---	---	10	5
EVAP & COND MILK	MT				
NONFAT DRY MILK	MT				
BUTTER & ANHYDROUS	MT				
CHEESE	MT	0	3	4	5
FATS,OILS AND GREASES	MT				
LARD	MT				
TALLOW-INEDIBLE	MT				
HIDES AND SKINS	NA	---	---		
CATTLE HIDES	HNO				
CATTLE HIDES-WHOLE	HNO				
FURSKINS	NA	---	---		
OTHER ANIMAL PRODUCTS	NA	---	---	2	0
GRAINS AND PREPARATIONS	NA	---	---	54	103
WHEAT AND PRODUCTS	MT	74	148	15	36
WHEAT AND WHEAT FLOUR	MT	65	138	11	24
WHEAT	MT	0	7	0	1
WHEAT FLOUR-GR EQ	MT	65	131	11	23
BULGUR & ROLLED WHEAT	MT				
RICE	MT	68	143	25	51

GRAINS & PREP---CONTINUED

COMMODITY GROUP	UNIT	QUANTITY 1978	QUANTITY 1979	VALUE 1978 $1,000	VALUE 1979 $1,000
FEED GRAINS & PRODUCTS	MT	14	0	2	0
FEED GRAINS	MT	12	0	1	0
BARLEY	MT				
CORN	MT	12	0	1	0
GRAIN SORGHUMS	MT				
OATS	MT				
BLENDED FOOD PRODUCTS	MT				
FRUITS AND PREPARATIONS	NA	---	---	24	19
FRESH	MT	23	10	13	5
CITRUS	MT	10	2	5	1
OTHER	MT	13	8	8	4
DRIED	MT				
CANNED	MT	2	4	2	3
FRUIT JUICES	MLT	10	8	8	9
NUTS AND PREPARATIONS	NA	---	---	13	21
VEGETABLES & PREPARATIONS	NA	---	---	72	46
FRESH	MT	78	31	17	7
VEGETABLES-FROZEN	MT				
PULSES	MT				
DRIED BEANS	MT				
DRIED PEAS	MT				
DRIED LENTILS	MT				
CANNED	MT	22	15	20	12
HOPS-INC EXTRACT EQ	MT				
FEEDS,FODDERS-EX OILCAKE	NA	---	---	25	0
CORN BYPRODUCTS	MT				
ALFALFA MEAL AND CUBES	MT				
OILSEEDS AND PRODUCTS	NA	---	---	54	60
OILCAKE AND MEAL	MT				
SOYBEAN	MT				
OILSEEDS	NA	---	---	4	4
SOYBEANS	MT				
OILS AND MAKES-VEG	MT	46	50	49	56
OILS-SOYA,COTTONSEED	MT	6	25	6	31
SOYBEAN	MT	3	0	3	0
COTTONSEED	MT	3	25	3	31
TOBACCO,UNMANUFACTURED	MT				
BURLEY	MT				
FLUE-CURED	MT				
COTTON-EX LINTERS	MT				
COTTON LINTERS	MT				
ESSENTIAL OILS	MT	1	0	1	0
SEEDS-FIELD AND GARDEN	NA	---	---		
OTHER VEGETABLE PRODS	NA	---	---	176	101

TABLE 1--U.S. AGRICULTURAL EXPORTS: QUANTITY AND VALUE, COUNTRY BY COMMODITY GROUP, FISCAL YEARS 1978 AND 1979

COUNTRY AND COMMODITY GROUP	UNIT	QUANTITY 1978	QUANTITY 1979	VALUE 1978 $1,000	VALUE 1979 $1,000
622 BRITISH PACIFIC IS.					
TOTAL	---	---	---	86	176
ANIMALS & ANIMAL PRODUCTS	NA	---	---	21	25
ANIMALS-LIVE,EX POULTRY	NA	---	---		
CATTLE	HNO				
MEATS AND MEAT PRODUCTS	MT	7	5	16	23
MEATS-FRESH,FROZEN	MT	3	1	9	10
BEEF AND VEAL	MT	1	1	4	8
PORK	MT	2	0	4	0
VARIETY MEATS	MT	0	0	0	2
MEATS-PREP,PRES	MT	4	4	7	13
BEEF	MT	4	4	7	13
PORK	MT				
POULTRY & POULTRY PRODS	NA	---	---		
POULTRY-LIVE	NA	---	---		
BABY CHICKS-BREEDER	HNO				
BABY CHICKS-EX BRDR	HNO				
POULTRY MEATS	MT				
POULTRY MEAT-FR,FRZ	MT				
CHICKENS	MT				
TURKEYS	MT				
POULTRY MEATS-PREP	MT				
EGGS	NA	---	---		
DAIRY PRODUCTS	NA	---	---	2	1
EVAP & COND MILK	MT				
NONFAT DRY MILK	MT				
BUTTER & ANHYDROUS	MT	0	0	0	1
CHEESE	MT	2	0	1	0
FATS,OILS AND GREASES	MT	0	1	0	1
LARD	MT				
TALLOW-INEDIBLE	MT				
HIDES AND SKINS	NA	---	---	3	0
CATTLE HIDES	HNO				
CATTLE HIDES-WHOLE	HNO				
FURSKINS	NA	---	---	3	0
OTHER ANIMAL PRODUCTS	NA	---	---		
GRAINS AND PREPARATIONS	NA	---	---	11	61
WHEAT AND PRODUCTS	MT	0	48	0	10
WHEAT AND WHEAT FLOUR	MT	0	48	0	10
WHEAT	MT				
WHEAT FLOUR-GR EQ	MT	0	48	0	10
BULGUR & ROLLED WHEAT	MT				
RICE	MT	11	101	6	42
GRAINS & PREP---CONTINUED					
FEED GRAINS & PRODUCTS	MT				
FEED GRAINS	MT				
BARLEY	MT				
CORN	MT				
GRAIN SORGHUMS	MT				
OATS	MT				
BLENDED FOOD PRODUCTS	MT				
FRUITS AND PREPARATIONS	NA	---	---	8	10
FRESH	MT	0	4	0	4
CITRUS	MT				
OTHER	MT	0	4	0	4
DRIED	MT				
CANNED	MT	1	0	2	0
FRUIT JUICES	MLT	4	9	6	6
NUTS AND PREPARATIONS	NA	---	---		
VEGETABLES & PREPARATIONS	NA	---	---	17	30
FRESH	MT	0	16	0	18
VEGETABLES-FROZEN	MT	12	5	9	5
PULSES	MT				
DRIED BEANS	MT				
DRIED PEAS	MT				
DRIED LENTILS	MT				
CANNED	MT	3	5	2	6
HOPS-INC EXTRACT EQ	MT				
FEEDS,FODDERS-EX OILCAKE	NA	---	---	2	2
CORN BYPRODUCTS	MT				
ALFALFA MEAL AND CUBES	MT				
OILSEEDS AND PRODUCTS	NA	---	---	1	1
OILCAKE AND MEAL	MT				
SOYBEAN	MT				
OILSEEDS	NA	---	---		
SOYBEANS	MT	1	1	1	1
OILS AND WAXES-VEG	MT				
OILS-SOYA,COTTONSEED	MT				
SOYBEAN	MT				
COTTONSEED	MT				
TOBACCO,UNMANUFACTURED	MT				
BURLEY	MT				
FLUE-CURED	MT				
COTTON-EX LINTERS	MT				
COTTON LINTERS	MT				
ESSENTIAL OILS	MT				
SEEDS-FIELD AND GARDEN	NA	---	---	3	0
OTHER VEGETABLE PRODS	NA	---	---	24	46

TABLE 1 P=U.S. AGRICULTURAL EXPORTS; QUANTITY AND VALUE, COUNTRY BY COMMODITY GROUP, FISCAL YEARS 1978 AND 1979

COUNTRY AND COMMODITY GROUP	UNIT	QUANTITY 1978	QUANTITY 1979	VALUE 1978 $1,000	VALUE 1979 $1,000
641 FRENCH PACIFIC IS.					
TOTAL	---	---	---	12779	14230
ANIMALS & ANIMAL PRODUCTS	NA	---	---	4381	5218
ANIMALS-LIVE,EX POULTRY	NA	---	---		
CATTLE	HNO				
MEATS AND MEAT PRODUCTS	MT	376	366	913	958
MEATS-FRESH,FROZEN	MT	212	205	515	555
BEEF AND VEAL	MT	31	9	119	63
PORK	MT	134	160	296	395
VARIETY MEATS	MT	34	17	73	56
MEATS-PREP,PRES	MT	164	161	397	395
BEEF	MT	12	6	28	15
PORK	MT	71	121	170	275
POULTRY & POULTRY PRODS	NA	---	---	3378	4155
POULTRY-LIVE	NA	---	---	9	20
BABY CHICKS-BREEDER	HNO	2	8	5	20
BABY CHICKS-EX BRDR	HNO	2	0	1	0
POULTRY MEATS	MT	2764	3124	3363	4133
POULTRY MEAT-FR,FRZ	MT	2740	3087	3332	4079
CHICKENS	MT	2521	2950	2987	3796
TURKEYS	MT	14	17	26	39
POULTRY MEATS-PREP	MT	24	37	31	53
EGGS	NA	---	---	6	2
DAIRY PRODUCTS	NA	---	---	80	108
EVAP & COND MILK	MT	0	9	1	12
NONFAT DRY MILK	MT				
BUTTER & ANHYDROUS	MT				
CHEESE	MT	13	13	38	40
FATS,OILS AND GREASES	MT	2	0	1	0
LARD	MT	2	0	1	0
TALLOW-INEDIBLE	MT				
HIDES AND SKINS	NA	---	---		
CATTLE HIDES	HNO				
CATTLE HIDES-WHOLE	HNO				
FURSKINS	NA	---	---		
OTHER ANIMAL PRODUCTS	NA	---	---	10	5
GRAINS AND PREPARATIONS	NA	---	---	840	1278
WHEAT AND PRODUCTS	MT	18	43	7	23
WHEAT AND WHEAT FLOUR	MT	0	10	0	2
WHEAT	MT				
WHEAT FLOUR-GR EQ	MT	0	10	0	2
BULGUR & ROLLED WHEAT	MT				
RICE	MT	883	1580	575	904
GRAINS & PREP---CONTINUED					

COMMODITY GROUP	UNIT	QUANTITY 1978	QUANTITY 1979	VALUE 1978 $1,000	VALUE 1979 $1,000
FEED GRAINS & PRODUCTS	MT	89	53	45	38
FEED GRAINS	MT				
BARLEY	MT				
CORN	MT				
GRAIN SORGHUMS	MT				
OATS	MT				
BLENDED FOOD PRODUCTS	MT	0	2	0	1
FRUITS AND PREPARATIONS	NA	---	---	1865	1553
FRESH	MT	1151	664	767	456
CITRUS	MT	402	238	154	121
OTHER	MT	749	426	613	334
DRIED	MT	56	59	96	131
CANNED	MT	301	331	249	266
FRUIT JUICES	MLT	1098	731	738	657
NUTS AND PREPARATIONS	NA	---	---	314	513
VEGETABLES & PREPARATIONS	NA	---	---	2445	2870
FRESH	MT	963	706	433	420
VEGETABLES-FROZEN	MT	108	215	113	162
PULSES	MT	487	442	407	338
DRIED BEANS	MT	216	189	154	133
DRIED PEAS	MT	33	67	16	43
DRIED LENTILS	MT	238	186	237	162
CANNED	MT	1520	1501	986	1141
HOPS-INC EXTRACT EQ	MT				
FEEDS,FODDERS-EX OILCAKE	NA	---	---	1556	1911
CORN BYPRODUCTS	MT	16	0	3	0
ALFALFA MEAL AND CUBES	MT				
OILSEEDS AND PRODUCTS	NA	---	---	330	317
OILCAKE AND MEAL	MT				
SOYBEAN	MT				
OILSEEDS	NA	---	---	48	35
SOYBEANS	MT	14	0	8	0
OILS AND WAXES-VEG	MT	262	243	291	282
OILS-SOYA,COTTONSEED	MT	24	6	18	6
SOYBEAN	MT	6	2	6	2
COTTONSEED	MT	18	4	12	4
TOBACCO,UNMANUFACTURED	MT				
BURLEY	MT				
FLUE-CURED	MT				
COTTON-EX LINTERS	MT	408	0	535	0
COTTON LINTERS	MT				
ESSENTIAL OILS	MT	0	0	0	1
SEEDS-FIELD AND GARDEN	NA	---	---	35	28
OTHER VEGETABLE PRODS	NA	---	---	447	540

TABLE 1 --U.S. AGRICULTURAL EXPORTS: QUANTITY AND VALUE, COUNTRY BY COMMODITY GROUP, FISCAL YEARS 1978 AND 1979

COUNTRY AND COMMODITY GROUP	UNIT	QUANTITY 1978	QUANTITY 1979	VALUE 1978 $1,000	VALUE 1979 $1,000
684 TRUST TERR. OF PACIFIC IS.					
TOTAL	---	---	---	13705	20512
ANIMALS & ANIMAL PRODUCTS	NA	---	---	5266	10093
ANIMALS-LIVE,EX POULTRY	NA	---	---	1	0
CATTLE	HNO				
MEATS AND MEAT PRODUCTS	MT	904	1303	2079	3959
MEATS-FRESH,FROZEN	MT	309	681	729	2192
BEEF AND VEAL	MT	192	539	457	1881
PORK	MT	96	102	213	200
VARIETY MEATS	MT	15	40	47	111
MEATS-PREP,PRES	MT	595	622	1350	1767
BEEF	MT	241	185	535	538
PORK	MT	106	225	287	643
POULTRY & POULTRY PRODS	NA	---	---	1620	3732
POULTRY-LIVE	NA	---	---	14	16
BABY CHICKS-BREEDER	HNO	0	5	0	3
BABY CHICKS-EX BRDR	HNO	19	12	12	11
POULTRY MEATS	MT	1205	1955	1349	3052
POULTRY MEAT-FR,FRZ	MT	1149	1371	1292	1554
CHICKENS	MT	1006	1215	1181	1401
TURKEYS	MT	113	136	82	119
POULTRY MEATS-PREP	MT	56	584	57	1498
EGGS	NA	---	---	257	664
DAIRY PRODUCTS	NA	---	---	1472	2273
EVAP & COND MILK	MT	1131	1088	855	936
NONFAT DRY MILK	MT	59	202	98	339
BUTTER & ANHYDROUS	MT	32	196	90	590
CHEESE	MT	58	40	123	96
FATS,OILS AND GREASES	MT	89	118	89	128
LARD	MT	59	45	55	43
TALLOW-INEDIBLE	MT				
HIDES AND SKINS	NA	---	---		
CATTLE HIDES	HNO				
CATTLE HIDES-WHOLE	HNO				
FURSKINS	NA	---	---		
OTHER ANIMAL PRODUCTS	NA	---	---	6	2
GRAINS AND PREPARATIONS	NA	---	---	3320	4277
WHEAT AND PRODUCTS	MT	3349	5062	745	1145
WHEAT AND WHEAT FLOUR	MT	3258	4896	706	1077
WHEAT	MT				
WHEAT FLOUR-GR EQ	MT	3258	4896	706	1077
BULGUR & ROLLED WHEAT	MT	0	17	0	4
RICE	MT	5028	7521	2322	2929
FEED GRAINS & PRODUCTS	MT	112	96	17	12
FEED GRAINS	MT	35	0	2	0
BARLEY	MT				
CORN	MT				
GRAIN SORGHUMS	MT	35	0	2	0
OATS	MT				
BLENDED FOOD PRODUCTS	MT	1	1	1	2
FRUITS AND PREPARATIONS	NA	---	---	707	840
FRESH	MT	200	114	117	62
CITRUS	MT	79	56	48	30
OTHER	MT	121	58	74	32
DRIED	MT	3	3	5	3
CANNED	MT	268	339	196	249
FRUIT JUICES	MLT	574	841	351	483
NUTS AND PREPARATIONS	NA	---	---	152	567
VEGETABLES & PREPARATIONS	NA	---	---	1063	1250
FRESH	MT	299	336	128	136
VEGETABLES-FROZEN	MT	26	46	23	37
PULSES	MT	3	3	1	3
DRIED BEANS	MT	3	3	1	3
DRIED PEAS	MT				
DRIED LENTILS	MT				
CANNED	MT	469	515	374	375
HOPS-INC EXTRACT EQ	MT				
FEEDS,FODDERS-EX OILCAKE	NA	---	---	102	193
CORN BYPRODUCTS	MT	10	18	1	7
ALFALFA MEAL AND CUBES	MT				
OILSEEDS AND PRODUCTS	NA	---	---	569	592
OILCAKE AND MEAL	MT				
SOYBEAN	MT				
OILSEEDS	NA	---	---	2	1
SOYBEANS	MT	0	1	0	1
OILS AND WAXES-VEG	MT	566	515	556	550
OILS-SOYA,COTTONSEED	MT	63	28	62	30
SOYBEAN	MT	61	25	60	25
COTTONSEED	MT	2	4	1	5
TOBACCO,UNMANUFACTURED	MT				
BURLEY	MT				
FLUE-CURED	MT				
COTTON-EX LINTERS	MT				
COTTON LINTERS	MT				
ESSENTIAL OILS	MT	3	0	3	0
SEEDS-FIELD AND GARDEN	NA	---	---	5	0
OTHER VEGETABLE PRODS	NA	---	---	2519	2741

GRAINS & PREP---CONTINUED

TABLE 1--U.S. AGRICULTURAL EXPORTS: QUANTITY AND VALUE, COUNTRY BY COMMODITY GROUP, FISCAL YEARS 1978 AND 1979

COUNTRY AND COMMODITY GROUP	UNIT	QUANTITY 1978	QUANTITY 1979	VALUE 1978 $1,000	VALUE 1979 $1,000
686 PACIFIC ISLANDS, NEC					
TOTAL	***	***	***	2111	3812
ANIMALS & ANIMAL PRODUCTS	NA	***	***	1	1
ANIMALS-LIVE,EX POULTRY	NA	***	***		
CATTLE	HNO				
MEATS AND MEAT PRODUCTS	MT				
MEATS-FRESH,FROZEN	MT				
BEEF AND VEAL	MT				
PORK	MT				
VARIETY MEATS	MT				
MEATS-PREP,PRES	MT				
BEEF	MT				
PORK	MT				
POULTRY & POULTRY PRODS	NA	***	***		
POULTRY-LIVE	NA	***	***		
BABY CHICKS-BREEDER	HNO				
BABY CHICKS-EX BRDR	HNO				
POULTRY MEATS	MT				
POULTRY MEAT-FR,FRZ	MT				
CHICKENS	MT				
TURKEYS	MT				
POULTRY MEATS-PREP	MT				
EGGS	NA	***	***		
DAIRY PRODUCTS	NA	***	***	1	1
EVAP & COND MILK	MT				
NONFAT DRY MILK	MT				
BUTTER & ANHYDROUS	MT				
CHEESE	MT	0	0	0	1
FATS,OILS AND GREASES	MT				
LARD	MT				
TALLOW-INEDIBLE	MT				
HIDES AND SKINS	NA	***	***		
CATTLE HIDES	HNO				
CATTLE HIDES-WHOLE	HNO				
FURSKINS	NA	***	***		
OTHER ANIMAL PRODUCTS	NA	***	***		
GRAINS AND PREPARATIONS	NA	***	***	15	34
WHEAT AND PRODUCTS	MT	3	106	1	20
WHEAT AND WHEAT FLOUR	MT	3	106	1	20
WHEAT	MT				
WHEAT FLOUR-GR EQ	MT	3	106	1	20
BULGUR & ROLLED WHEAT	MT				
RICE	MT	0	29	0	11
GRAINS & PREP---CONTINUED					
FEED GRAINS & PRODUCTS	MT	7	0	5	0
FEED GRAINS	MT				
BARLEY	MT				
CORN	MT				
GRAIN SORGHUMS	MT				
OATS	MT				
BLENDED FOOD PRODUCTS	MT				
FRUITS AND PREPARATIONS	NA	***	***	191	342
FRESH	MT	290	412	153	285
CITRUS	MT	89	47	38	28
OTHER	MT	201	365	115	258
DRIED	MT	6	0	8	1
CANNED	MT	4	8	6	7
FRUIT JUICES	MLT	15	29	13	44
NUTS AND PREPARATIONS	NA	***	***	77	100
VEGETABLES & PREPARATIONS	NA	***	***	535	411
FRESH	MT	1275	306	425	204
VEGETABLES-FROZEN	MT	1	0	1	0
PULSES	MT	1	42	3	16
DRIED BEANS	MT	1	1	1	1
DRIED PEAS	MT	0	41	0	15
DRIED LENTILS	MT	0	0	1	0
CANNED	MT	23	96	26	38
HOPS-INC EXTRACT EQ	MT				
FEEDS,FODDERS-EX OILCAKE	NA	***	***	12	40
CORN BYPRODUCTS	MT				
ALFALFA MEAL AND CUBES	MT				
OILSEEDS AND PRODUCTS	NA	***	***	741	2057
OILCAKE AND MEAL	MT	116	49	42	16
SOYBEAN	MT	116	49	42	16
OILSEEDS	NA	***	***	19	2
SOYBEANS	MT				
OILS AND WAXES-VEG	MT	1159	2977	681	2039
OILS-SOYA,COTTONSEED	MT	1142	2975	656	2033
SOYBEAN	MT	1142	2975	656	2033
COTTONSEED	MT				
TOBACCO,UNMANUFACTURED	MT	106	153	398	583
BURLEY	MT				
FLUE-CURED	MT	104	149	395	577
COTTON-EX LINTERS	MT				
COTTON LINTERS	MT				
ESSENTIAL OILS	MT				
SEEDS-FIELD AND GARDEN	NA	***	***	19	18
OTHER VEGETABLE PRODS	NA	***	***	121	219

TABLE 1--U.S. AGRICULTURAL EXPORTS: QUANTITY AND VALUE, COUNTRY BY COMMODITY GROUP, FISCAL YEARS 1978 AND 1979

COUNTRY AND COMMODITY GROUP	UNIT	QUANTITY 1978	QUANTITY 1979	VALUE 1978 $1,000	VALUE 1979 $1,000
714 MOROCCO					
TOTAL	---	---	---	144716	68469
ANIMALS & ANIMAL PRODUCTS	NA	---	---	10119	5434
ANIMALS-LIVE,EX POULTRY	NA	---	---		
CATTLE	HNO				
MEATS AND MEAT PRODUCTS	MT	4	0	5	0
MEATS-FRESH,FROZEN	MT				
BEEF AND VEAL	MT				
PORK	MT				
VARIETY MEATS	MT				
MEATS-PREP,PRES	MT	4	0	5	0
BEEF	MT				
PORK	MT				
POULTRY & POULTRY PRODS	NA	---	---	11	0
POULTRY-LIVE	NA	---	---	11	0
BABY CHICKS-BREEDER	HNO	7	0	11	0
BABY CHICKS-EX BRDR	HNO				
POULTRY MEATS	MT				
POULTRY MEAT-FR,FRZ	MT				
CHICKENS	MT				
TURKEYS	MT				
POULTRY MEATS-PREP	MT				
EGGS	NA	---	---		
DAIRY PRODUCTS	NA	---	---	5691	1096
EVAP & COND MILK	MT	1	1	1	1
NONFAT DRY MILK	MT	5315	845	3991	355
BUTTER & ANHYDROUS	MT				
CHEESE	MT				
FATS,OILS AND GREASES	MT	10566	8072	4243	4282
LARD	MT				
TALLOW-INEDIBLE	MT	10565	8071	4242	4281
HIDES AND SKINS	NA	---	---	168	44
CATTLE HIDES	HNO	7	0	129	0
CATTLE HIDES-WHOLE	HNO	7	0	129	0
FURSKINS	NA	---	---	0	44
OTHER ANIMAL PRODUCTS	NA	---	---	0	12
GRAINS AND PREPARATIONS	NA	---	---	112051	44111
WHEAT AND PRODUCTS	MT	903654	186607	102713	31007
WHEAT AND WHEAT FLOUR	MT	903654	186607	102713	31007
WHEAT	MT	865374	167711	96635	27463
WHEAT FLOUR-GR EQ	MT	38280	18896	6078	3545
BULGUR & ROLLED WHEAT	MT				
RICE	MT	5133	2705	1667	803
GRAINS & PREP---CONTINUED					
FEED GRAINS & PRODUCTS	MT	60083	95622	6330	11328
FEED GRAINS	MT	60083	94692	6330	10890
BARLEY	MT				
CORN	MT	60083	94692	6330	10890
GRAIN SORGHUMS	MT				
OATS	MT				
BLENDED FOOD PRODUCTS	MT	4946	9134	1105	966
FRUITS AND PREPARATIONS	NA	---	---	77	0
FRESH	MT				
CITRUS	MT				
OTHER	MT				
DRIED	MT	55	0	67	0
CANNED	MT	5	0	8	0
FRUIT JUICES	MLT	11	0	6	0
NUTS AND PREPARATIONS	NA	---	---	0	390
VEGETABLES & PREPARATIONS	NA	---	---	225	265
FRESH	MT				
VEGETABLES-FROZEN	MT				
PULSES	MT				
DRIED BEANS	MT				
DRIED PEAS	MT				
DRIED LENTILS	MT				
CANNED	MT	197	102	50	195
HOPS-INC EXTRACT EQ	MT				
FEEDS,FODDERS-EX OILCAKE	NA	---	---		
CORN BYPRODUCTS	MT				
ALFALFA MEAL AND CUBES	MT				
OILSEEDS AND PRODUCTS	NA	---	---	14974	4366
OILCAKE AND MEAL	MT				
SOYBEAN	MT				
OILSEEDS	NA	---	---	10833	301
SOYBEANS	MT	48048	0	10486	0
OILS AND WAXES-VEG	MT	6148	5992	4141	4065
OILS-SOYA,COTTONSEED	MT	5646	5992	3627	4065
SOYBEAN	MT	5646	5992	3627	4065
COTTONSEED	MT				
TOBACCO,UNMANUFACTURED	MT	260	1	1017	3
BURLEY	MT				
FLUE-CURED	MT	260	0	1017	0
COTTON-EX LINTERS	MT	4061	8304	5377	11980
COTTON LINTERS	MT				
ESSENTIAL OILS	MT	7	15	208	229
SEEDS-FIELD AND GARDEN	NA	---	---	157	287
OTHER VEGETABLE PRODS	NA	---	---	513	1408

TABLE 1 --U.S. AGRICULTURAL EXPORTS: QUANTITY AND VALUE, COUNTRY BY COMMODITY GROUP, FISCAL YEARS 1978 AND 1979

COUNTRY AND COMMODITY GROUP	UNIT	QUANTITY 1978	QUANTITY 1979	VALUE 1978 $1,000	VALUE 1979 $1,000
721 ALGERIA					
TOTAL	---	---	---	152312	114306
ANIMALS & ANIMAL PRODUCTS	NA	---	---	18008	23284
ANIMALS-LIVE,EX POULTRY	NA	---	---		
CATTLE	HNO				
MEATS AND MEAT PRODUCTS	MT	0	0	0	2
MEATS-FRESH,FROZEN	MT	0	0	0	2
BEEF AND VEAL	MT				
PORK	MT	0	0	0	2
VARIETY MEATS	MT				
MEATS-PREP,PRES	MT				
BEEF	MT				
PORK	MT				
POULTRY & POULTRY PRODS	NA	---	---		
POULTRY-LIVE	NA	---	---		
BABY CHICKS-BREEDER	HNO				
BABY CHICKS-EX BROR	HNO				
POULTRY MEATS	MT				
POULTRY MEAT-FR,FRZ	MT				
CHICKENS	MT				
TURKEYS	MT				
POULTRY MEATS-PREP	MT				
EGGS	NA	---	---		
DAIRY PRODUCTS	NA	---	---	2824	0
EVAP & COND MILK	MT				
NONFAT DRY MILK	MT	1750	0	2824	0
BUTTER & ANHYDROUS	MT				
CHEESE	MT				
FATS,OILS AND GREASES	MT	36586	43182	14979	21360
LARD	MT				
TALLOW-INEDIBLE	MT	36586	43182	14979	21360
HIDES AND SKINS	NA	---	---	205	1922
CATTLE HIDES	HNO	9	46	205	1922
CATTLE HIDES--WHOLE	HNO	5	46	118	1922
FURSKINS	NA	---	---		
OTHER ANIMAL PRODUCTS	NA	---	---		
GRAINS AND PREPARATIONS	NA	---	---	106705	70837
WHEAT AND PRODUCTS	MT	691954	387384	88113	56201
WHEAT AND WHEAT FLOUR	MT	691954	387384	88113	56201
WHEAT	MT	682153	387384	87017	56201
WHEAT FLOUR-GR EQ	MT	9801	0	1096	0
BULGUR & ROLLED WHEAT	MT				
RICE	MT	60	0	23	0
GRAINS & PREP---CONTINUED					
FEED GRAINS & PRODUCTS	MT	182059	119825	18608	16539
FEED GRAINS	MT	182059	119825	18608	16539
BARLEY	MT	16450	0	1363	0
CORN	MT	165609	119825	17245	16539
GRAIN SORGHUMS	MT				
OATS	MT				
BLENDED FOOD PRODUCTS	MT				
FRUITS AND PREPARATIONS	NA	---	---		
FRESH	MT				
CITRUS	MT				
OTHER	MT				
DRIED	MT				
CANNED	MT				
FRUIT JUICES	BLT				
NUTS AND PREPARATIONS	NA	---	---		
VEGETABLES & PREPARATIONS	NA	---	---	14648	15990
FRESH	MT	17267	0	2786	0
VEGETABLES-FROZEN	MT				
PULSES	MT	20197	29782	11062	15530
DRIED BEANS	MT	19208	12028	10874	6630
DRIED PEAS	MT	204	0	221	0
DRIED LENTILS	MT	697	13794	767	8898
CANNED	MT	0	11	0	10
HOPS-INC EXTRACT EQ	MT				
FEEDS,FODDERS-EX OILCAKE	NA	---	---		
CORN BYPRODUCTS	MT				
ALFALFA MEAL AND CUBES	MT				
OILSEEDS AND PRODUCTS	NA	---	---	8190	332
OILCAKE AND MEAL	MT	4564	0	1033	0
SOYBEAN	MT	4564	0	1033	0
OILSEEDS	NA	---	---	3685	184
SOYBEANS	MT				
OILS AND WAXES-VEG	MT	5751	155	3440	139
OILS-SOYA,COTTONSEED	MT	510	155	379	130
SOYBEAN	MT	510	155	379	130
COTTONSEED	MT				
TOBACCO,UNMANUFACTURED	MT	986	1205	3529	3829
BURLEY	MT	166	209	607	621
FLUE-CURED	MT	817	1040	2918	3207
COTTON-EX LINTERS	MT	313	0	998	0
COTTON LINTERS	MT				
ESSENTIAL OILS	MT	7	0	19	7
SEEDS-FIELD AND GARDEN	NA	---	---	589	422
OTHER VEGETABLE PRODS	NA	---	---	20	42

TABLE 1--U.S. AGRICULTURAL EXPORTS: QUANTITY AND VALUE, COUNTRY BY COMMODITY GROUP, FISCAL YEARS 1978 AND 1979

COUNTRY AND COMMODITY GROUP	UNIT	QUANTITY 1978	QUANTITY 1979	VALUE 1978 $1,000	VALUE 1979 $1,000
723 TUNISIA					
TOTAL	---	---	---	40011	53216
ANIMALS & ANIMAL PRODUCTS	NA	---	---	847	587
ANIMALS-LIVE,EX POULTRY	NA	---	---		
CATTLE	NNO				
MEATS AND MEAT PRODUCTS	MT	0	17	0	53
MEATS-FRESH,FROZEN	MT	0	17	0	53
BEEF AND VEAL	MT				
PORK	MT				
VARIETY MEATS	MT	0	17	0	53
MEATS-PREP,PRES	MT				
BEEF	MT				
PORK	MT				
POULTRY & POULTRY PRODS	NA	---	---	23	7
POULTRY-LIVE	NA	---	---	23	0
BABY CHICKS-BREEDER	NNO	22	0	23	0
BABY CHICKS-EX BROR	NNO				
POULTRY MEATS	MT	0	2	0	3
POULTRY MEAT-FR,FRZ	MT	0	2	0	3
CHICKENS	MT				
TURKEYS	MT	0	2	0	3
POULTRY MEATS-PREP	MT				
EGGS	NA	---	---	0	5
DAIRY PRODUCTS	NA	---	---	813	527
EVAP & COND MILK	MT				
NONFAT DRY MILK	MT	671	900	709	265
BUTTER & ANHYDROUS	MT				
CHEESE	MT				
FATS,OILS AND GREASES	MT				
LARD	MT				
TALLOW-INEDIBLE	MT				
HIDES AND SKINS	NA	---	---		
CATTLE HIDES	NNO				
CATTLE HIDES-WHOLE	NNO				
FURSKINS	NA	---	---		
OTHER ANIMAL PRODUCTS	NA	---	---	11	0
GRAINS AND PREPARATIONS	NA	---	---	36577	45380
WHEAT AND PRODUCTS	MT	188972	208294	24128	32687
WHEAT AND WHEAT FLOUR	MT	188972	208294	24128	32687
WHEAT	MT	178177	199130	22750	31376
WHEAT FLOUR-GR EQ	MT	10795	9164	1379	1311
BULGUR & ROLLED WHEAT	MT				
RICE	MT	427	236	102	70

GRAINS & PREP---CONTINUED

COMMODITY GROUP	UNIT	QUANTITY 1978	QUANTITY 1979	VALUE 1978 $1,000	VALUE 1979 $1,000
FEED GRAINS & PRODUCTS	MT	125862	111645	12152	12288
FEED GRAINS	MT	125862	111645	12152	12288
BARLEY	MT	31497	0	2783	0
CORN	MT	92260	111645	9146	12288
GRAIN SORGHUMS	MT				
OATS	MT	2105	0	222	0
BLENDED FOOD PRODUCTS	MT	421	928	155	330
FRUITS AND PREPARATIONS	NA	---	---		
FRESH	MT				
CITRUS	MT				
OTHER	MT				
DRIED	MT				
CANNED	MT				
FRUIT JUICES	MLT				
NUTS AND PREPARATIONS	NA	---	---		
VEGETABLES & PREPARATIONS	NA	---	---	350	0
FRESH	MT				
VEGETABLES-FROZEN	MT				
PULSES	MT	993	0	350	0
DRIED BEANS	MT	993	0	350	0
DRIED PEAS	MT				
DRIED LENTILS	MT				
CANNED	MT				
HOPS-INC EXTRACT EQ	MT				
FEEDS,FODDERS-EX OILCAKE	NA	---	---		
CORN BYPRODUCTS	MT				
ALFALFA MEAL AND CUBES	MT				
OILSEEDS AND PRODUCTS	NA	---	---	1669	4740
OILCAKE AND MEAL	MT				
SOYBEAN	MT				
OILSEEDS	NA	---	---		
SOYBEANS	MT				
OILS AND WAXES-VEG	MT	2689	7243	1669	4740
OILS-SOYA,COTTONSEED	MT	2742	7243	1532	4740
SOYBEAN	MT	2742	7243	1532	4740
COTTONSEED	MT				
TOBACCO,UNMANUFACTURED	MT	66	100	206	313
BURLEY	MT				
FLUE-CURED	MT				
COTTON-EX LINTERS	MT	153	1266	220	2104
COTTON LINTERS	MT				
ESSENTIAL OILS	MT	0	0	3	3
SEEDS-FIELD AND GARDEN	NA	---	---	89	89
OTHER VEGETABLE PRODS	NA	---	---	89	83

TABLE 1--U.S. AGRICULTURAL EXPORTS: QUANTITY AND VALUE, COUNTRY BY COMMODITY GROUP, FISCAL YEARS 1978 AND 1979

COUNTRY AND COMMODITY GROUP	UNIT	QUANTITY 1978	QUANTITY 1979	VALUE 1978 $1,000	VALUE 1979 $1,000
725 LIBYA					
TOTAL	---	---	---	22239	12154
ANIMALS & ANIMAL PRODUCTS	NA	---	---	1613	3
ANIMALS-LIVE,EX POULTRY	NA	---	---	1489	0
CATTLE	HNO	1	0	1489	0
MEATS AND MEAT PRODUCTS	MT	9	0	12	0
MEATS-FRESH,FROZEN	MT				
BEEF AND VEAL	MT				
PORK	MT				
VARIETY MEATS	MT				
MEATS-PREP,PRES	MT	9	0	12	0
BEEF	MT				
PORK	MT				
POULTRY & POULTRY PRODS	NA	---	---		
POULTRY-LIVE	NA	---	---		
BABY CHICKS-BREEDER	HNO				
BABY CHICKS-EX BRDR	HNO				
POULTRY MEATS	MT				
POULTRY MEAT-FR,FRZ	MT				
CHICKENS	MT				
TURKEYS	MT				
POULTRY MEATS-PREP	MT				
EGGS	NA	---	---		
DAIRY PRODUCTS	NA	---	---	71	1
EVAP & COND MILK	MT	62	0	63	0
NONFAT DRY MILK	MT				
BUTTER & ANHYDROUS	MT				
CHEESE	MT	0	0	1	0
FATS,OILS AND GREASES	MT				
LARD	MT				
TALLOW-INEDIBLE	MT				
HIDES AND SKINS	NA	---	---		
CATTLE HIDES	HNO				
CATTLE HIDES-WHOLE	HNO				
FURSKINS	NA	---	---		
OTHER ANIMAL PRODUCTS	NA	---	---	81	2
GRAINS AND PREPARATIONS	NA	---	---	6473	2174
WHEAT AND PRODUCTS	MT	38502	0	4761	0
WHEAT AND WHEAT FLOUR	MT	38502	0	4761	0
WHEAT	MT	38502	0	4761	0
WHEAT FLOUR-GR EQ	MT				
BULGUR & ROLLED WHEAT	MT				
RICE	MT	2200	2600	1585	1894
FEED GRAINS & PRODUCTS	MT	92	221	98	83
FEED GRAINS	MT	93	0	9	0
BARLEY	MT				
CORN	MT	93	0	9	0
GRAIN SORGHUMS	MT				
OATS	MT				
BLENDED FOOD PRODUCTS	MT	2	0	7	0
FRUITS AND PREPARATIONS	NA	---	---	1531	1709
FRESH	MT				
CITRUS	MT				
OTHER	MT				
DRIED	MT	5	0	10	0
CANNED	MT	683	529	729	701
FRUIT JUICES	MLT	975	1511	781	951
NUTS AND PREPARATIONS	NA	---	---	490	406
VEGETABLES & PREPARATIONS	NA	---	---	1069	1334
FRESH	MT	0	5	0	0
VEGETABLES-FROZEN	MT	0	2	0	0
PULSES	MT	7	5	4	5
DRIED BEANS	MT	7	5	4	5
DRIED PEAS	MT				
DRIED LENTILS	MT				
CANNED	MT	557	696	562	689
HOPS-INC EXTRACT EQ	MT				
FEEDS,FODDERS-EX OILCAKE	NA	---	---	38	0
CORN BYPRODUCTS	MT				
ALFALFA MEAL AND CUBES	MT				
OILSEEDS AND PRODUCTS	NA	---	---	5003	360
OILCAKE AND MEAL	MT				
SOYBEAN	MT				
OILSEEDS	NA	---	---	4996	3
SOYBEANS	MT	22001	0	4996	0
OILS AND WAXES-VEG	MT	6	217	7	357
OILS-SOYA,COTTONSEED	MT				
SOYBEAN	MT				
COTTONSEED	MT				
TOBACCO,UNMANUFACTURED	MT	693	859	2912	4286
BURLEY	MT	49	3	259	16
FLUE-CURED	MT	497	725	2630	4174
COTTON-EX LINTERS	MT				
COTTON LINTERS	MT				
ESSENTIAL OILS	MT	0	0	10	27
SEEDS-FIELD AND GARDEN	NA	---	---	591	266
OTHER VEGETABLE PRODS	NA	---	---	2509	1506

GRAINS & PREP---CONTINUED

TABLE 1 --U.S. AGRICULTURAL EXPORTS: QUANTITY AND VALUE, COUNTRY BY COMMODITY GROUP, FISCAL YEARS 1978 AND 1979

COUNTRY AND COMMODITY GROUP	UNIT	QUANTITY 1978	QUANTITY 1979	VALUE 1978 $1,000	VALUE 1979 $1,000
729 EGYPT					
TOTAL	---	---	---	552164	567737
ANIMALS & ANIMAL PRODUCTS	NA	---	---	82109	86981
ANIMALS-LIVE,EX POULTRY	NA	---	---	0	75
CATTLE	HNO				
MEATS AND MEAT PRODUCTS	MT	1318	4169	1197	2052
MEATS-FRESH,FROZEN	MT	1294	2102	1191	1909
BEEF AND VEAL	MT	4	5	19	45
PORK	MT	15	0	43	0
VARIETY MEATS	MT	1275	2097	1079	1864
MEATS-PREP,PRES	MT	24	67	56	142
BEEF	MT	3	8	5	9
PORK	MT	7	0	18	1
POULTRY & POULTRY PRODS	NA	---	---	2836	10173
POULTRY-LIVE	NA	---	---	6	0
BABY CHICKS-BREEDER	HNO	3	0	6	0
BABY CHICKS-EX BRDR	HNO				
POULTRY MEATS	MT	2815	9225	2715	9887
POULTRY MEAT-FR,FRZ	MT	2741	9133	2655	9767
CHICKENS	MT	2515	5931	2408	7689
TURKEYS	MT	65	200	119	370
POULTRY MEATS-PREP	MT	74	92	61	120
EGGS	NA	---	---	115	286
DAIRY PRODUCTS	NA	---	---	932	691
EVAP & COND MILK	MT	1	0	1	1
NONFAT DRY MILK	MT	511	1908	797	673
BUTTER & ANHYDROUS	MT				
CHEESE	MT				
FATS,OILS AND GREASES	MT	124115	141930	56159	73646
LARD	MT	0	2	0	1
TALLOW-INEDIBLE	MT	120387	133240	54382	68292
HIDES AND SKINS	NA	---	---	984	341
CATTLE HIDES	HNO	43	9	984	341
CATTLE HIDES-WHOLE	HNO	43	9	984	341
FURSKINS	NA	---	---		
OTHER ANIMAL PRODUCTS	NA	---	---	41	3
GRAINS AND PREPARATIONS	NA	---	---	293846	317978
WHEAT AND PRODUCTS	MT	1790069	1614855	213969	239563
WHEAT AND WHEAT FLOUR	MT	1783689	1606515	213106	238053
WHEAT	MT	1274476	1081451	148343	151957
WHEAT FLOUR-GR EQ	MT	509213	525064	64763	86096
BULGUR & ROLLED WHEAT	MT	6380	8340	863	1510
RICE	MT	0	1240	0	547
GRAINS & PRE--CONTINUED					

COMMODITY GROUP	UNIT	QUANTITY 1978	QUANTITY 1979	VALUE 1978 $1,000	VALUE 1979 $1,000
FEED GRAINS & PRODUCTS	MT	731523	617232	75569	71899
FEED GRAINS	MT	731403	617227	75495	71896
BARLEY	MT				
CORN	MT	731403	617227	75495	71896
GRAIN SORGHUMS	MT				
OATS	MT				
BLENDED FOOD PRODUCTS	MT	15430	17588	4305	5539
FRUITS AND PREPARATIONS	NA	---	---	353	799
FRESH	MT	237	913	152	639
CITRUS	MT				
OTHER	MT	237	913	152	639
DRIED	MT	29	17	53	20
CANNED	MT	164	120	137	117
FRUIT JUICES	MLT	12	18	9	15
NUTS AND PREPARATIONS	NA	---	---	125	348
VEGETABLES & PREPARATIONS	NA	---	---	630	639
FRESH	MT	6	1	3	1
VEGETABLES-FROZEN	MT	10	0	18	0
PULSES	MT				
DRIED BEANS	MT				
DRIED PEAS	MT				
DRIED LENTILS	MT				
CANNED	MT	307	194	324	246
HOPS-INC EXTRACT EQ	MT				
FEEDS,FODDERS-EX OILCAKE	NA	---	---	416	380
CORN BYPRODUCTS	MT	0	129	0	11
ALFALFA MEAL AND CUBES	MT				
OILSEEDS AND PRODUCTS	NA	---	---	145585	105948
OILCAKE AND MEAL	MT	94099	0	11158	0
SOYBEAN	MT	54099	0	11158	0
OILSEEDS	NA	---	---	9373	5695
SOYBEANS	MT	40713	19544	9373	5695
OILS AND WAXES-VEG	MT	214247	159698	125053	100249
OILS-SOYA,COTTONSEED	MT	198890	148984	115019	94389
SOYBEAN	MT	6101	13886	4011	12101
COTTONSEED	MT	192789	135098	111009	82246
TOBACCO,UNMANUFACTURED	MT	7981	4769	27832	16809
BURLEY	MT	867	717	3653	2938
FLUE-CURED	MT	5344	3129	23054	13228
COTTON-EX LINTERS	MT	13550	22130	19711	35644
COTTON LINTERS	MT				
ESSENTIAL OILS	MT	1	32	7	78
SEEDS-FIELD AND GARDEN	NA	---	---	916	1384
OTHER VEGETABLE PRODS	NA	---	---	633	755

TABLE 1--U.S. AGRICULTURAL EXPORTS: QUANTITY AND VALUE, COUNTRY BY COMMODITY GROUP, FISCAL YEARS 1978 AND 1979

COUNTRY AND COMMODITY GROUP	UNIT	QUANTITY 1978	QUANTITY 1979	VALUE 1978 $1,000	VALUE 1979 $1,000
732 SUDAN					
TOTAL	---	---	---	35811	43683
ANIMALS & ANIMAL PRODUCTS	NA	---	---	3811	561
ANIMALS-LIVE,EX POULTRY	NA	---	---		
CATTLE	HNO				
MEATS AND MEAT PRODUCTS	MT	24	0	59	2
MEATS-FRESH,FROZEN	MT	22	0	56	0
BEEF AND VEAL	MT	22	0	56	0
PORK	MT				
VARIETY MEATS	MT				
MEATS-PREP,PRES	MT	2	0	3	2
BEEF	MT	0	0	0	1
PORK	MT				
POULTRY & POULTRY PRODS	NA	---	---		
POULTRY-LIVE	NA	---	---		
BABY CHICKS-BREEDER	HNO				
BABY CHICKS-EX BRDR	HNO				
POULTRY MEATS	MT				
POULTRY MEAT-FR,FRZ	MT				
CHICKENS	MT				
TURKEYS	MT				
POULTRY MEATS-PREP	MT				
EGGS	NA	---	---		
DAIRY PRODUCTS	NA	---	---	3285	212
EVAP & COND MILK	MT				
NONFAT DRY MILK	MT	3363	563	3285	199
BUTTER & ANHYDROUS	MT				
CHEESE	MT				
FATS,OILS AND GREASES	MT	825	499	467	347
LARD	MT				
TALLOW-INEDIBLE	MT	824	499	465	347
HIDES AND SKINS	NA	---	---		
CATTLE HIDES	HNO				
CATTLE HIDES-WHOLE	HNO				
FURSKINS	NA	---	---		
OTHER ANIMAL PRODUCTS	NA	---	---		
GRAINS AND PREPARATIONS	NA	---	---	30068	42389
WHEAT AND PRODUCTS	MT	244626	272621	29975	42212
WHEAT AND WHEAT FLOUR	MT	244626	272621	29975	42212
WHEAT	MT	208583	229517	25069	35939
WHEAT FLOUR-GR EQ	MT	36043	43104	4906	6273
BULGUR & ROLLED WHEAT	MT				
RICE	MT	23	0	8	0
GRAINS & PREP---CONTINUED					
FEED GRAINS & PRODUCTS	MT	352	557	83	130
FEED GRAINS	MT	0	38	0	8
BARLEY	MT				
CORN	MT	0	38	0	8
GRAIN SORGHUMS	MT				
OATS	MT				
BLENDED FOOD PRODUCTS	MT				
FRUITS AND PREPARATIONS	NA	---	---	11	38
FRESH	MT				
CITRUS	MT				
OTHER	MT				
DRIED	MT				
CANNED	MT	0	54	0	32
FRUIT JUICES	MLT	5	0	11	0
NUTS AND PREPARATIONS	NA	---	---		
VEGETABLES & PREPARATIONS	NA	---	---	189	46
FRESH	MT				
VEGETABLES-FROZEN	MT				
PULSES	MT	70	38	20	9
DRIED BEANS	MT	70	38	20	9
DRIED PEAS	MT				
DRIED LENTILS	MT				
CANNED	MT	82	6	94	7
HOPS-INC EXTRACT EQ	MT				
FEEDS,FODDERS-EX OILCAKE	NA	---	---	8	0
CORN BYPRODUCTS	MT				
ALFALFA MEAL AND CUBES	MT				
OILSEEDS AND PRODUCTS	NA	---	---	272	177
OILCAKE AND MEAL	MT				
SOYBEAN	MT				
OILSEEDS	NA	---	---	0	13
SOYBEANS	MT				
OILS AND WAXES-VEG	MT	328	181	272	165
OILS-SOYA,COTTONSEED	MT	248	177	193	158
SOYBEAN	MT	248	177	193	158
COTTONSEED	MT				
TOBACCO,UNMANUFACTURED	MT				
BURLEY	MT				
FLUE-CURED	MT				
COTTON-EX LINTERS	MT				
COTTON LINTERS	MT				
ESSENTIAL OILS	MT				
SEEDS-FIELD AND GARDEN	NA	---	---	136	210
OTHER VEGETABLE PRODS	NA	---	---	1356	265

TABLE 1--U.S. AGRICULTURAL EXPORTS: QUANTITY AND VALUE, COUNTRY BY COMMODITY GROUP, FISCAL YEARS 1978 AND 1979

COUNTRY AND COMMODITY GROUP	UNIT	QUANTITY 1978	QUANTITY 1979	VALUE 1978 $1,000	VALUE 1979 $1,000
733 CANARY ISLANDS					
TOTAL	---	---	---	39992	39464
ANIMALS & ANIMAL PRODUCTS	NA	---	---	6243	13646
ANIMALS-LIVE,EX POULTRY	NA	---	---		
CATTLE	HND				
MEATS AND MEAT PRODUCTS	MT	14	1099	64	2800
MEATS-FRESH,FROZEN	MT	0	1010	0	2550
BEEF AND VEAL	MT	0	102	0	370
PORK	MT	0	702	0	1925
VARIETY MEATS	MT	0	206	0	254
MEATS-PREP,PRES	MT	14	89	64	250
BEEF	MT				
PORK	MT	7	89	11	250
POULTRY & POULTRY PRODS	NA	---	---	6123	10832
POULTRY-LIVE	NA	---	---	60	0
BABY CHICKS-BREEDER	HND				
BABY CHICKS-EX BRDR	HND	119	0	60	0
POULTRY MEATS	MT	5201	8592	6063	10832
POULTRY MEAT-FR,FRZ	MT	5201	8592	6063	10832
CHICKENS	MT	4908	8430	5728	10568
TURKEYS	MT	259	162	297	264
POULTRY MEATS-PREP	MT				
EGGS	NA	---	---		
DAIRY PRODUCTS	NA	---	---	39	15
EVAP & COND MILK	MT				
NONFAT DRY MILK	MT				
BUTTER & ANHYDROUS	MT				
CHEESE	MT				
FATS,OILS AND GREASES	MT				
LARD	MT				
TALLOW-INEDIBLE	MT				
HIDES AND SKINS	NA	---	---		
CATTLE HIDES	HND				
CATTLE HIDES-WHOLE	HND				
FURSKINS	NA	---	---		
OTHER ANIMAL PRODUCTS	NA	---	---	17	0
GRAINS AND PREPARATIONS	NA	---	---	12806	13771
WHEAT AND PRODUCTS	MT				
WHEAT AND WHEAT FLOUR	MT				
WHEAT	MT				
WHEAT FLOUR-GR EQ	MT				
BULGUR & ROLLED WHEAT	MT				
RICE	MT				
GRAINS & PREP---CONTINUED					
FEED GRAINS & PRODUCTS	MT	125158	122563	12792	13738
FEED GRAINS	MT	125128	122219	12766	13663
BARLEY	MT				
CORN	MT	125128	122219	12766	13663
GRAIN SORGHUMS	MT				
OATS	MT				
BLENDED FOOD PRODUCTS	MT	2	0	4	0
FRUITS AND PREPARATIONS	NA	---	---	410	466
FRESH	MT				
CITRUS	MT				
OTHER	MT				
DRIED	MT	63	56	91	97
CANNED	MT	246	294	240	347
FRUIT JUICES	MLT	29	11	27	11
NUTS AND PREPARATIONS	NA	---	---	178	181
VEGETABLES & PREPARATIONS	NA	---	---	312	302
FRESH	MT				
VEGETABLES-FROZEN	MT	1100	0	100	0
PULSES	MT	9	0	9	0
DRIED BEANS	MT	9	0	9	0
DRIED PEAS	MT				
DRIED LENTILS	MT				
CANNED	MT	82	191	65	197
HOPS-INC EXTRACT EQ	MT				
FEEDS,FODDERS-EX OILCAKE	NA	---	---		
CORN BYPRODUCTS	MT				
ALFALFA MEAL AND CUBES	MT				
OILSEEDS AND PRODUCTS	NA	---	---	175	688
OILCAKE AND MEAL	MT				
SOYBEAN	MT				
OILSEEDS	NA	---	---	35	327
SOYBEANS	MT	2	0	1	0
OILS AND WAXES-VEG	MT	119	231	139	299
OILS-SOYA,COTTONSEED	MT	3	0	4	0
SOYBEAN	MT	3	0	4	0
COTTONSEED	MT				
TOBACCO,UNMANUFACTURED	MT	4661	2266	16785	9454
BURLEY	MT	0	1	0	5
FLUE-CURED	MT	3668	2030	14656	8921
COTTON-EX LINTERS	MT				
COTTON LINTERS	MT				
ESSENTIAL OILS	MT	5	5	190	160
SEEDS-FIELD AND GARDEN	NA	---	---	17	39
OTHER VEGETABLE PRODS	NA	---	---	878	798

TABLE 1--U.S. AGRICULTURAL EXPORTS: QUANTITY AND VALUE, COUNTRY BY COMMODITY GROUP, FISCAL YEARS 1978 AND 1979

COUNTRY AND COMMODITY GROUP	UNIT	QUANTITY 1978	QUANTITY 1979	VALUE 1978 $1,000	VALUE 1979 $1,000
735 SPANISH AFRICA, NEC					
TOTAL	---	---	---	2	1
ANIMALS & ANIMAL PRODUCTS	NA	---	---		
ANIMALS-LIVE,EX POULTRY	NA	---	---		
CATTLE	HNO				
MEATS AND MEAT PRODUCTS	MT				
MEATS-FRESH,FROZEN	MT				
BEEF AND VEAL	MT				
PORK	MT				
VARIETY MEATS	MT				
MEATS-PREP,PRES	MT				
BEEF	MT				
PORK	MT				
POULTRY & POULTRY PRODS	NA	---	---		
POULTRY-LIVE	NA	---	---		
BABY CHICKS-BREEDER	HNO				
BABY CHICKS-EX BRDR	HNO				
POULTRY MEATS	MT				
POULTRY MEAT-FR,FRZ	MT				
CHICKENS	MT				
TURKEYS	MT				
POULTRY MEATS-PREP	MT				
EGGS	NA	---	---		
DAIRY PRODUCTS	NA	---	---		
EVAP & COND MILK	MT				
NONFAT DRY MILK	MT				
BUTTER & ANHYDROUS	MT				
CHEESE	MT				
FATS,OILS AND GREASES	MT				
LARD	MT				
TALLOW-INEDIBLE	MT				
HIDES AND SKINS	NA	---	---		
CATTLE HIDES	HNO				
CATTLE HIDES-WHOLE	HNO				
FURSKINS	NA	---	---		
OTHER ANIMAL PRODUCTS	NA	---	---		
GRAINS AND PREPARATIONS	NA	---	---		
WHEAT AND PRODUCTS	MT				
WHEAT AND WHEAT FLOUR	MT				
WHEAT	MT				
WHEAT FLOUR-GR EQ	MT				
BULGUR & ROLLED WHEAT	MT				
RICE	MT				
GRAINS & PREP---CONTINUED					
FEED GRAINS & PRODUCTS	MT				
FEED GRAINS	MT				
BARLEY	MT				
CORN	MT				
GRAIN SORGHUMS	MT				
OATS	MT				
BLENDED FOOD PRODUCTS	MT				
FRUITS AND PREPARATIONS	NA	---	---		
FRESH	MT				
CITRUS	MT				
OTHER	MT				
DRIED	MT				
CANNED	MT				
FRUIT JUICES	MLT				
NUTS AND PREPARATIONS	NA	---	---		
VEGETABLES & PREPARATIONS	NA	---	---		
FRESH	MT				
VEGETABLES-FROZEN	MT				
PULSES	MT				
DRIED BEANS	MT				
DRIED PEAS	MT				
DRIED LENTILS	MT				
CANNED	MT				
HOPS-INC EXTRACT EQ	MT				
FEEDS,FODDERS-EX OILCAKE	NA	---	---		
CORN BYPRODUCTS	MT				
ALFALFA MEAL AND CUBES	MT				
OILSEEDS AND PRODUCTS	NA	---	---		
OILCAKE AND MEAL	MT				
SOYBEAN	MT				
OILSEEDS	NA	---	---		
SOYBEANS	MT				
OILS AND WAXES-VEG	MT				
OILS-SOYA,COTTONSEED	MT				
SOYBEAN	MT				
COTTONSEED	MT				
TOBACCO,UNMANUFACTURED	MT	0	0	1	0
BURLEY	MT				
FLUE-CURED	MT				
COTTON-EX LINTERS	MT				
COTTON LINTERS	MT				
ESSENTIAL OILS	MT				
SEEDS-FIELD AND GARDEN	NA	---	---		
OTHER VEGETABLE PRODS	NA	---	---	1	1

TABLE 1 --U.S. AGRICULTURAL EXPORTS: QUANTITY AND VALUE, COUNTRY BY COMMODITY GROUP, FISCAL YEARS 1978 AND 1979

COUNTRY AND COMMODITY GROUP	UNIT	QUANTITY 1978	QUANTITY 1979	VALUE 1978 $1,000	VALUE 1979 $1,000
736 SPANISH AFRICA, NEC					
TOTAL	---	---	---	37	0
ANIMALS & ANIMAL PRODUCTS	NA	---	---		
ANIMALS-LIVE,EX POULTRY	NA	---	---		
CATTLE	NNO				
MEATS AND MEAT PRODUCTS	MT				
MEATS-FRESH,FROZEN	MT				
BEEF AND VEAL	MT				
PORK	MT				
VARIETY MEATS	MT				
MEATS-PREP,PRES	MT				
BEEF	MT				
PORK	MT				
POULTRY & POULTRY PRODS	NA	---	---		
POULTRY-LIVE	NA	---	---		
BABY CHICKS-BREEDER	NNO				
BABY CHICKS-EX BRDR	NNO				
POULTRY MEATS	MT				
POULTRY MEAT-FR,FRZ	MT				
CHICKENS	MT				
TURKEYS	MT				
POULTRY MEATS-PREP	MT				
EGGS	NA	---	---		
DAIRY PRODUCTS	NA	---	---		
EVAP & COND MILK	MT				
NONFAT DRY MILK	MT				
BUTTER & ANHYDROUS	MT				
CHEESE	MT				
FATS,OILS AND GREASES	MT				
LARD	MT				
TALLOW-INEDIBLE	MT				
HIDES AND SKINS	NA	---	---		
CATTLE HIDES	NNO				
CATTLE HIDES-WHOLE	NNO				
FURSKINS	NA	---	---		
OTHER ANIMAL PRODUCTS	NA	---	---		
GRAINS AND PREPARATIONS	NA	---	---		
WHEAT AND PRODUCTS	MT				
WHEAT AND WHEAT FLOUR	MT				
WHEAT	MT				
WHEAT FLOUR-GR EQ	MT				
BULGUR & ROLLED WHEAT	MT				
RICE	MT				
GRAINS & PREP---CONTINUED					
FEED GRAINS & PRODUCTS	MT				
FEED GRAINS	MT				
BARLEY	MT				
CORN	MT				
GRAIN SORGHUMS	MT				
OATS	MT				
BLENDED FOOD PRODUCTS	MT				
FRUITS AND PREPARATIONS	NA	---	---	37	0
FRESH	MT				
CITRUS	MT				
OTHER	MT				
DRIED	MT	35	0	37	0
CANNED	MT				
FRUIT JUICES	MLT				
NUTS AND PREPARATIONS	NA	---	---		
VEGETABLES & PREPARATIONS	NA	---	---		
FRESH	MT				
VEGETABLES-FROZEN	MT				
PULSES	MT				
DRIED BEANS	MT				
DRIED PEAS	MT				
DRIED LENTILS	MT				
CANNED	MT				
HOPS-INC EXTRACT EQ	MT				
FEEDS,FODDERS-EX OILCAKE	NA	---	---		
CORN BYPRODUCTS	MT				
ALFALFA MEAL AND CUBES	MT				
OILSEEDS AND PRODUCTS	NA	---	---		
OILCAKE AND MEAL	MT				
SOYBEAN	MT				
OILSEEDS	NA	---	---		
SOYBEANS	MT				
OILS AND WAXES-VEG	MT				
OILS-SOYA,COTTONSEED	MT				
SOYBEAN	MT				
COTTONSEED	MT				
TOBACCO,UNMANUFACTURED	MT				
BURLEY	MT				
FLUE-CURED	MT				
COTTON-EX LINTERS	MT				
COTTON LINTERS	MT				
ESSENTIAL OILS	MT				
SEEDS-FIELD AND GARDEN	NA	---	---		
OTHER VEGETABLE PRODS	NA	---	---		

TABLE 1--U.S. AGRICULTURAL EXPORTS: QUANTITY AND VALUE, COUNTRY BY COMMODITY GROUP, FISCAL YEARS 1978 AND 1979

COUNTRY AND COMMODITY GROUP	UNIT	QUANTITY 1978	QUANTITY 1979	VALUE 1978 $1,000	VALUE 1979 $1,000
741 MAURITANIA					
TOTAL	---	---	---	5803	1848
ANIMALS & ANIMAL PRODUCTS	NA	---	---	419	152
ANIMALS-LIVE,EX POULTRY	NA	---	---		
CATTLE	HNO				
MEATS AND MEAT PRDDUCTS	MT				
MEATS-FRESH,FROZEN	MT				
BEEF AND VEAL	MT				
PORK	MT				
VARIETY MEATS	MT				
MEATS-PREP,PRES	MT				
BEEF	MT				
PORK	MT				
POULTRY & POULTRY PRODS	NA	---	---		
POULTRY-LIVE	NA	---	---		
BABY CHICKS-BREEDER	HNO				
BABY CHICKS-EX BHDR	HNO				
POULTRY MEATS	MT				
POULTRY MEAT-FR,FRZ	MT				
CHICKENS	MT				
TURKEYS	MT				
POULTRY MEATS-PREP	MT				
EGGS	NA	---	---		
DAIRY PRODUCTS	NA	---	---	419	152
EVAP & COND MILK	MT				
NONFAT DRY MILK	MT	886	265	419	93
BUTTER & ANHYDROUS	MT				
CHEESE	MT				
FATS,OILS AND GREASES	MT				
LARD	MT				
TALLOW-INEDIBLE	MT				
HIDES AND SKINS	NA	---	---		
CATTLE HIDES	HNO				
CATTLE HIDES-WHOLE	HNO				
FURSKINS	NA	---	---		
OTHER ANIMAL PRODUCTS	NA	---	---		
GRAINS AND PREPARATIONS	NA	---	---	5309	1401
WHEAT AND PRODUCTS	MT	718	186	93	31
WHEAT AND WHEAT FLOUR	MT	718	186	93	31
WHEAT	MT				
WHEAT FLOUR-GR EQ	MT	718	186	93	31
BULGUR & ROLLED WHEAT	MT				
RICE	MT	20280	6560	3771	1342
GRAINS & PREP---CONTINUED					
FEED GRAINS & PRODUCTS	MT	15050	0	1428	0
FEED GRAINS	MT	15050	0	1428	0
BARLEY	MT				
CORN	MT				
GRAIN SORGHUMS	MT	15050	0	1428	0
OATS	MT				
BLENDED FOOD PRODUCTS	MT	45	86	21	28
FRUITS AND PREPARATIONS	NA	---	---		
FRESH	MT				
CITRUS	MT				
OTHER	MT				
DRIED	MT				
CANNED	MT				
FRUIT JUICES	MLT				
NUTS AND PREPARATIONS	NA	---	---		
VEGETABLES & PREPARATIONS	NA	---	---	28	0
FRESH	MT				
VEGETABLES-FROZEN	MT				
PULSES	MT	108	0	11	0
DRIED BEANS	MT	108	0	11	0
DRIED PEAS	MT				
DRIED LENTILS	MT				
CANNED	MT				
HOPS-INC EXTRACT EQ	MT				
FEEDS,FODDERS-EX OILCAKE	NA	---	---		
CORN BYPRODUCTS	MT				
ALFALFA MEAL AND CUBES	MT				
OILSEEDS AND PRODUCTS	NA	---	---	86	203
OILCAKE AND MEAL	MT				
SOYBEAN	MT				
OILSEEDS	NA	---	---		
SOYBEANS	MT				
OILS AND WAXES-VEG	MT	98	236	86	203
OILS-SOYA,COTTONSEED	MT	40	236	35	203
SOYBEAN	MT	40	236	35	203
COTTONSEED	MT				
TOBACCO,UNMANUFACTURED	MT				
BURLEY	MT				
FLUE-CURED	MT				
COTTON-EX LINTERS	MT				
COTTON LINTERS	MT				
ESSENTIAL OILS	MT				
SEEDS-FIELD AND GARDEN	NA	---	---		
OTHER VEGETABLE PRODS	NA	---	---	0	88

TABLE 1--U.S. AGRICULTURAL EXPORTS: QUANTITY AND VALUE, COUNTRY BY COMMODITY GROUP, FISCAL YEARS 1978 AND 1979

COUNTRY AND COMMODITY GROUP	UNIT	QUANTITY 1978	QUANTITY 1979	VALUE 1978 $1,000	VALUE 1979 $1,000
742 CAMEROON					
TOTAL	---	---	---	7688	8034
ANIMALS & ANIMAL PRODUCTS	NA	---	---	2320	1157
ANIMALS-LIVE,EX POULTRY	NA	---	---		
CATTLE	HNO				
MEATS AND MEAT PRODUCTS	MT				
MEATS-FRESH,FROZEN	MT				
BEEF AND VEAL	MT				
PORK	MT				
VARIETY MEATS	MT				
MEATS-PREP,PRES	MT				
BEEF	MT				
PORK	MT				
POULTRY & POULTRY PRODS	NA	---	---		
POULTRY-LIVE	NA	---	---		
BABY CHICKS-BREEDER	HNO				
BABY CHICKS-EX BRDR	HNO				
POULTRY MEATS	MT				
POULTRY MEAT-FR,FRZ	MT				
CHICKENS	MT				
TURKEYS	MT				
POULTRY MEATS-PREP	MT				
EGGS	NA	---	---		
DAIRY PRODUCTS	NA	---	---	315	226
EVAP & COND MILK	MT	0	3	0	3
NONFAT DRY MILK	MT	352	557	252	196
BUTTER & ANHYDROUS	MT				
CHEESE	MT				
FATS,OILS AND GREASES	MT	4590	1598	2002	931
LARD	MT				
TALLOW-INEDIBLE	MT	4590	1598	2002	931
HIDES AND SKINS	NA	---	---		
CATTLE HIDES	HNO				
CATTLE HIDES-WHOLE	HNO				
FURSKINS	NA	---	---		
OTHER ANIMAL PRODUCTS	NA	---	---	2	0
GRAINS AND PREPARATIONS	NA	---	---	2130	2836
WHEAT AND PRODUCTS	MT	1358	1763	203	325
WHEAT AND WHEAT FLOUR	MT				
WHEAT	MT				
WHEAT FLOUR-GR EQ	MT				
BULGUR & ROLLED WHEAT	MT	1358	1763	203	325
RICE	MT	1190	4741	494	1832
GRAINS & PREP---CONTINUED					

COMMODITY GROUP	UNIT	QUANTITY 1978	QUANTITY 1979	VALUE 1978 $1,000	VALUE 1979 $1,000
FEED GRAINS & PRODUCTS	MT	12021	6309	1273	671
FEED GRAINS	MT	0	3000	0	283
BARLEY	MT				
CORN	MT				
GRAIN SORGHUMS	MT	0	3000	0	283
OATS	MT				
BLENDED FOOD PRODUCTS	MT	525	0	160	0
FRUITS AND PREPARATIONS	NA	---	---	42	8
FRESH	MT				
CITRUS	MT				
OTHER	MT				
DRIED	MT	122	0	42	0
CANNED	MT				
FRUIT JUICES	MLT	0	5	0	6
NUTS AND PREPARATIONS	NA	---	---		
VEGETABLES & PREPARATIONS	NA	---	---	210	384
FRESH	MT				
VEGETABLES-FROZEN	MT				
PULSES	MT				
DRIED BEANS	MT				
DRIED PEAS	MT				
DRIED LENTILS	MT				
CANNED	MT	1	40	5	58
HOPS-INC EXTRACT EQ	MT	70	85	188	325
FEEDS,FODDERS-EX OILCAKE	NA	---	---	0	21
CORN BYPRODUCTS	MT				
ALFALFA MEAL AND CUBES	MT				
OILSEEDS AND PRODUCTS	NA	---	---	508	713
OILCAKE AND MEAL	MT				
SOYBEAN	MT				
OILSEEDS	NA	---	---		
SOYBEANS	MT				
OILS AND WAXES-VEG	MT	492	838	508	713
OILS-SOYA,COTTONSEED	MT	257	838	207	713
SOYBEAN	MT	257	838	207	713
COTTONSEED	MT				
TOBACCO,UNMANUFACTURED	MT	701	880	2446	2819
BURLEY	MT	24	23	56	64
FLUE-CURED	MT	210	304	696	783
COTTON-EX LINTERS	MT				
COTTON LINTERS	MT				
ESSENTIAL OILS	MT				
SEEDS-FIELD AND GARDEN	NA	---	---	4	96
OTHER VEGETABLE PRODS	NA	---	---	28	3

TABLE 1 --U.S. AGRICULTURAL EXPORTS: QUANTITY AND VALUE, COUNTRY BY COMMODITY GROUP, FISCAL YEARS 1978 AND 1979

COUNTRY AND COMMODITY GROUP	UNIT	QUANTITY 1978	QUANTITY 1979	VALUE 1978 $1,000	VALUE 1979 $1,000
744 SENEGAL					
TOTAL	---	---	---	26882	7510
ANIMALS & ANIMAL PRODUCTS	NA	---	---	2263	2891
ANIMALS-LIVE,EX POULTRY	NA	---	---		
CATTLE	HNO				
MEATS AND MEAT PRODUCTS	MT				
MEATS-FRSH,FROZEN	MT				
BEEF AND VEAL	MT				
PORK	MT				
VARIETY MEATS	MT				
MEATS-PREP,PRES	MT				
BEEF	MT				
PORK	MT				
POULTRY & POULTRY PRODS	NA	---	---		
POULTRY-LIVE	NA	---	---		
BABY CHICKS-BREEDER	HNO				
BABY CHICKS-EX BRDR	HNO				
POULTRY MEATS	MT				
POULTRY MEAT-FR,FRZ	MT				
CHICKENS	MT				
TURKEYS	MT				
POULTRY MEATS-PREP	MT				
EGGS	NA	---	---		
DAIRY PRODUCTS	NA	---	---	1186	2665
EVAP & COND MILK	MT				
NONFAT DRY MILK	MT	20	594	32	205
BUTTER & ANHYDROUS	MT				
CHEESE	MT				
FATS,OILS AND GREASES	MT	2995	476	1077	226
LARD	MT				
TALLOW-INEDIBLE	MT	2995	476	1077	226
HIDES AND SKINS	NA	---	---		
CATTLE HIDES	HNO				
CATTLE HIDES--WHOLE	HNO				
FURSKINS	NA	---	---		
OTHER ANIMAL PRODUCTS	NA	---	---		
GRAINS AND PREPARATIONS	NA	---	---	23880	4242
WHEAT AND PRODUCTS	MT	31826	548	3607	93
WHEAT AND WHEAT FLOUR	MT	31101	149	3498	25
WHEAT	MT	31101	0	3498	0
WHEAT FLOUR-GR EQ	MT	0	149	0	25
BULGUR & ROLLED WHEAT	MT	725	399	109	67
RICE	MT	60728	486	10545	243
GRAINS & PREP---CONTINUED					

COMMODITY GROUP	UNIT	QUANTITY 1978	QUANTITY 1979	VALUE 1978 $1,000	VALUE 1979 $1,000
FEED GRAINS & PRODUCTS	MT	72822	7333	6862	951
FEED GRAINS	MT	62755	1171	5834	136
BARLEY	MT				
CORN	MT	2200	0	269	0
GRAIN SORGHUMS	MT	60555	1171	5565	136
OATS	MT				
BLENDED FOOD PRODUCTS	MT	5074	8891	2360	2958
FRUITS AND PREPARATIONS	NA	---	---		
FRESH	MT				
CITRUS	MT				
OTHER	MT				
DRIED	MT				
CANNED	MT				
FRUIT JUICES	MLT				
NUTS AND PREPARATIONS	NA	---	---		
VEGETABLES & PREPARATIONS	NA	---	---	228	35
FRESH	MT				
VEGETABLES-FROZEN	MT				
PULSES	MT				
DRIED BEANS	MT				
DRIED PEAS	MT				
DRIED LENTILS	MT				
CANNED	MT	5	22	8	38
HOPS-INC EXTRACT EQ	MT				
FEEDS,FODDERS-EX OILCAKE	NA	---	---		
CORN BYPRODUCTS	MT				
ALFALFA MEAL AND CUBES	MT				
OILSEEDS AND PRODUCTS	NA	---	---	185	14
OILCAKE AND MEAL	MT				
SOYBEAN	MT				
OILSEEDS	NA	---	---		
SOYBEANS	MT				
OILS AND WAXES-VEG	MT	299	17	282	14
OILS-SOYA,COTTONSEED	MT	0	17	0	14
SOYBEAN	MT	0	17	0	14
COTTONSEED	MT				
TOBACCO,UNMANUFACTURED	MT	13	55	56	246
BURLEY	MT				
FLUE-CURED	MT	13	55	56	246
COTTON-EX LINTERS	MT				
COTTON LINTERS	MT				
ESSENTIAL OILS	MT				
SEEDS-FIELD AND GARDEN	NA	---	---	70	30
OTHER VEGETABLE PRODS	NA	---	---	99	51

TABLE 1--U.S. AGRICULTURAL EXPORTS: QUANTITY AND VALUE, COUNTRY BY COMMODITY GROUP, FISCAL YEARS 1978 AND 1979

COUNTRY AND COMMODITY GROUP	UNIT	QUANTITY 1978	QUANTITY 1979	VALUE 1978 $1,000	VALUE 1979 $1,000
745 MALI					
TOTAL	---	---	---	1293	628
ANIMALS & ANIMAL PRODUCTS	NA	---	---	2	94
ANIMALS=LIVE,EX POULTRY	NA	---	---		
CATTLE	HNO				
MEATS AND MEAT PRODUCTS	MT				
MEATS=FRESH,FROZEN	MT				
BEEF AND VEAL	MT				
PORK	MT				
VARIETY MEATS	MT				
MEATS=PREP,PRES	MT				
BEEF	MT				
PORK	MT				
POULTRY & POULTRY PRODS	NA	---	---		
POULTRY=LIVE	NA	---	---		
BABY CHICKS=BREEDER	HNO				
BABY CHICKS=EX BRDR	HNO				
POULTRY MEATS	MT				
POULTRY MEAT=FR,FRZ	MT				
CHICKENS	MT				
TURKEYS	MT				
POULTRY MEATS=PREP	MT				
EGGS	NA	---	---		
DAIRY PRODUCTS	NA	---	---	2	94
EVAP & COND MILK	MT				
NONFAT DRY MILK	MT				
BUTTER & ANHYDROUS	MT				
CHEESE	MT				
FATS,OILS AND GREASES	MT				
LARD	MT				
TALLOW=INEDIBLE	MT				
HIDES AND SKINS	NA	---	---		
CATTLE HIDES	HNO				
CATTLE HIDES=WHOLE	HNO				
FURSKINS	NA	---	---		
OTHER ANIMAL PRODUCTS	NA	---	---		
GRAINS AND PREPARATIONS	NA	---	---	1286	534
WHEAT AND PRODUCTS	MT	170	0	21	0
WHEAT AND WHEAT FLOUR	MT	170	0	21	0
WHEAT	MT				
WHEAT FLOUR=GR EQ	MT	170	0	21	0
BULGUR & ROLLED WHEAT	MT				
RICE	MT	0	600	0	171
GRAINS & PREP---CONTINUED					

COMMODITY GROUP	UNIT	QUANTITY 1978	QUANTITY 1979	VALUE 1978 $1,000	VALUE 1979 $1,000
FEED GRAINS & PRODUCTS	MT	11100	179	1224	21
FEED GRAINS	MT	3000	0	328	0
BARLEY	MT				
CORN	MT				
GRAIN SORGHUMS	MT	3000	0	328	0
OATS	MT				
BLENDED FOOD PRODUCTS	MT	0	1005	0	342
FRUITS AND PREPARATIONS	NA	---	---		
FRESH	MT				
CITRUS	MT				
OTHER	MT				
DRIED	MT				
CANNED	MT				
FRUIT JUICES	MLT				
NUTS AND PREPARATIONS	NA	---	---		
VEGETABLES & PREPARATIONS	NA	---	---		
FRESH	MT				
VEGETABLES=FROZEN	MT				
PULSES	MT				
DRIED BEANS	MT				
DRIED PEAS	MT				
DRIED LENTILS	MT				
CANNED	MT				
HOPS=INC EXTRACT EQ	MT				
FEEDS,FODDERS=EX OILCAKE	NA	---	---		
CORN BYPRODUCTS	MT				
ALFALFA MEAL AND CUBES	MT				
OILSEEDS AND PRODUCTS	NA	---	---	19	0
OILCAKE AND MEAL	MT				
SOYBEAN	MT				
OILSEEDS	NA	---	---		
SOYBEANS	MT				
OILS AND WAXES=VEG	MT	20	0	19	0
OILS=SOYA,COTTONSEED	MT				
SOYBEAN	MT				
COTTONSEED	MT				
TOBACCO,UNMANUFACTURED	MT				
BURLEY	MT				
FLUE-CURED	MT				
COTTON=EX LINTERS	MT				
COTTON LINTERS	MT				
ESSENTIAL OILS	MT				
SEEDS=FIELD AND GARDEN	NA	---	---	1	0
OTHER VEGETABLE PRODS	NA	---	---	25	0

TABLE 1 --U.S. AGRICULTURAL EXPORTS: QUANTITY AND VALUE, COUNTRY BY COMMODITY GROUP, FISCAL YEARS 1978 AND 1979

COUNTRY AND COMMODITY GROUP	UNIT	QUANTITY 1978	QUANTITY 1979	VALUE 1978 $1,000	VALUE 1979 $1,000
746 GUINEA					
TOTAL	---	---	---	13515	8531
ANIMALS & ANIMAL PRODUCTS	NA	---	---	469	615
ANIMALS-LIVE,EX POULTRY	NA	---	---		
CATTLE	HND				
MEATS AND MEAT PRODUCTS	MT	85	146	260	399
MEATS-FRESH,FROZEN	MT	69	137	209	357
BEEF AND VEAL	MT	65	96	186	278
PORK	MT	3	8	13	36
VARIETY MEATS	MT	0	30	1	27
MEATS-PREP,PRES	MT	16	9	51	42
BEEF	MT				
PORK	MT	4	3	15	12
POULTRY & POULTRY PRODS	NA	---	---	18	59
POULTRY-LIVE	NA	---	---		
BABY CHICKS-BREEDER	HND				
BABY CHICKS-EX BROR	HND				
POULTRY MEATS	MT	8	19	18	48
POULTRY MEAT-FH,FRZ	MT	8	19	18	44
CHICKENS	MT	8	16	18	36
TURKEYS	MT	0	2	0	4
POULTRY MEATS-PREP	MT	0	0	0	4
EGGS	NA	---	---	0	11
DAIRY PRODUCTS	NA	---	---	186	155
EVAP & COND MILK	MT	210	119	125	108
NONFAT DRY MILK	MT				
BUTTER & ANHYDROUS	MT	5	4	10	9
CHEESE	MT	11	16	34	23
FATS,OILS AND GREASES	MT	0	1	0	1
LARD	MT				
TALLOW-INEDIBLE	MT				
HIDES AND SKINS	NA	---	---		
CATTLE HIDES	HND				
CATTLE HIDES-WHOLE	HND				
FURSKINS	NA	---	---		
OTHER ANIMAL PRODUCTS	NA	---	---	4	0
GRAINS AND PREPARATIONS	NA	---	---	10536	5590
WHEAT AND PRODUCTS	MT	13110	10007	1742	1706
WHEAT AND WHEAT FLOUR	MT	13049	9983	1727	1695
WHEAT	MT				
WHEAT FLOUR-GR EQ	MT	13049	9983	1727	1695
BULGUR & ROLLED WHEAT	MT	51	0	8	0
RICE	MT	24529	10637	8773	3852
GRAINS & PREP--CONTINUED					
FEED GRAINS & PRODUCTS	MT				
FEED GRAINS	MT				
BARLEY	MT				
CORN	MT				
GRAIN SORGHUMS	MT				
OATS	MT				
BLENDED FOOD PRODUCTS	MT	20	0	6	0
FRUITS AND PREPARATIONS	NA	---	---	88	100
FRESH	MT	33	30	21	30
CITRUS	MT	14	3	4	3
OTHER	MT	19	27	16	22
DRIED	MT	0	2	1	2
CANNED	MT	1	10	2	10
FRUIT JUICES	MLT	190	58	59	28
NUTS AND PREPARATIONS	NA	---	---	23	60
VEGETABLES & PREPARATIONS	NA	---	---	168	192
FRESH	MT	813	104	73	36
VEGETABLES-FROZEN	MT	0	1	0	1
PULSES	MT	1	3	1	7
DRIED BEANS	MT	1	3	1	7
DRIED PEAS	MT				
DRIED LENTILS	MT				
CANNED	MT	14	98	36	48
HOPS-INC EXTRACT EQ	MT				
FEEDS,FODDERS-EX OILCAKE	NA	---	---	8	17
CORN BYPRODUCTS	MT				
ALFALFA MEAL AND CUBES	MT				
OILSEEDS AND PRODUCTS	NA	---	---	2012	1540
OILCAKE AND MEAL	MT				
SOYBEAN	MT				
OILSEEDS	NA	---	---		
SOYBEANS	MT				
OILS AND WAXES-VEG	MT	2873	1903	2012	1540
OILS-SOYA,COTTONSEED	MT	2811	1864	1959	1499
SOYBEAN	MT	2811	1864	1959	1499
COTTONSEED	MT				
TOBACCO,UNMANUFACTURED	MT				
BURLEY	MT				
FLUE-CURED	MT				
COTTON-EX LINTERS	MT				
COTTON LINTERS	MT				
ESSENTIAL OILS	MT				
SEEDS-FIELD AND GARDEN	NA	---	---		
OTHER VEGETABLE PRODS	NA	---	---	216	453

TABLE 1--U.S. AGRICULTURAL EXPORTS: QUANTITY AND VALUE, COUNTRY BY COMMODITY GROUP, FISCAL YEARS 1978 AND 1979

COUNTRY AND COMMODITY GROUP	UNIT	QUANTITY 1978	QUANTITY 1979	VALUE 1978 $1,000	VALUE 1979 $1,000
747 SIERRA LEONE					
TOTAL	---	---	---	4170	8647
ANIMALS & ANIMAL PRODUCTS	NA	---	---	15	16
ANIMALS-LIVE,EX POULTRY	NA	---	---	5	0
CATTLE	HNO				
MEATS AND MEAT PRODUCTS	MT	0	3	0	13
MEATS-FRESH,FROZEN	MT	0	0	0	7
BEEF AND VEAL	MT	0	0	0	7
PORK	MT				
VARIETY MEATS	MT				
MEATS-PREP,PRES	MT	0	3	0	6
BEEF	MT	0	1	0	1
PORK	MT	0	1	0	4
POULTRY & POULTRY PRODS	NA	---	---		
POULTRY-LIVE	NA	---	---		
BABY CHICKS-BREEDER	HNO				
BABY CHICKS-EX BROR	HNO				
POULTRY MEATS	MT				
POULTRY MEAT-FR,FRZ	MT				
CHICKENS	MT				
TURKEYS	MT				
POULTRY MEATS-PREP	MT				
EGGS	NA	---	---		
DAIRY PRODUCTS	NA	---	---	10	3
EVAP & COND MILK	MT	0	0	0	2
NONFAT DRY MILK	MT				
BUTTER & ANHYDROUS	MT				
CHEESE	MT				
FATS,OILS AND GREASES	MT				
LARD	MT				
TALLOW-INEDIBLE	MT				
HIDES AND SKINS	NA	---	---		
CATTLE HIDES	HNO				
CATTLE HIDES-WHOLE	HNO				
FURSKINS	NA	---	---		
OTHER ANIMAL PRODUCTS	NA	---	---		
GRAINS AND PREPARATIONS	NA	---	---	3459	6907
WHEAT AND PRODUCTS	MT	27636	33659	3218	5178
WHEAT AND WHEAT FLOUR	MT	26520	32361	3059	4958
WHEAT	MT	26499	32354	3057	4956
WHEAT FLOUR-GR EQ	MT	21	7	1	2
BULGUR & ROLLED WHEAT	MT	1116	1298	159	221
RICE	MT	0	5016	0	1116
GRAINS & PREP---CONTINUED					

COMMODITY GROUP	UNIT	QUANTITY 1978	QUANTITY 1979	VALUE 1978 $1,000	VALUE 1979 $1,000
FEED GRAINS & PRODUCTS	MT	185	914	16	93
FEED GRAINS	MT	0	911	0	92
BARLEY	MT				
CORN	MT	0	911	0	92
GRAIN SORGHUMS	MT				
OATS	MT				
BLENDED FOOD PRODUCTS	MT	598	1504	220	480
FRUITS AND PREPARATIONS	NA	---	---	7	19
FRESH	MT	2	15	2	6
CITRUS	MT				
OTHER	MT	2	15	2	6
DRIED	MT	0	1	0	2
CANNED	MT	3	3	3	3
FRUIT JUICES	MLT	3	12	2	7
NUTS AND PREPARATIONS	NA	---	---	5	6
VEGETABLES & PREPARATIONS	NA	---	---	164	180
FRESH	MT	21	1	17	1
VEGETABLES-FROZEN	MT				
PULSES	MT	19	24	12	18
DRIED BEANS	MT	2	4	3	2
DRIED PEAS	MT	15	12	8	8
DRIED LENTILS	MT	2	8	2	8
CANNED	MT	48	82	46	45
HOPS-INC EXTRACT EQ	MT	17	18	69	73
FEEDS,FODDERS-EX OILCAKE	NA	---	---		
CORN BYPRODUCTS	MT				
ALFALFA MEAL AND CUBES	MT				
OILSEEDS AND PRODUCTS	NA	---	---	260	571
OILCAKE AND MEAL	MT				
SOYBEAN	MT				
OILSEEDS	NA	---	---		
SOYBEANS	MT				
OILS AND WAXES-VEG	MT	298	629	260	571
OILS-SOYA,COTTONSEED	MT	249	604	203	534
SOYBEAN	MT	246	598	200	520
COTTONSEED	MT	3	10	3	18
TOBACCO,UNMANUFACTURED	MT	57	264	189	849
BURLEY	MT				
FLUE-CURED	MT	30	128	188	798
COTTON-EX LINTERS	MT				
COTTON LINTERS	MT				
ESSENTIAL OILS	MT				
SEEDS-FIELD AND GARDEN	NA	---	---	30	34
OTHER VEGETABLE PRODS	NA	---	---	41	65

TABLE 1 --U.S. AGRICULTURAL EXPORTS: QUANTITY AND VALUE, COUNTRY BY COMMODITY GROUP, FISCAL YEARS 1978 AND 1979

COUNTRY AND COMMODITY GROUP	UNIT	QUANTITY 1978	QUANTITY 1979	VALUE 1978 $1,000	VALUE 1979 $1,000
748 IVORY COAST					
TOTAL	---	---	---	14768	23378
ANIMALS & ANIMAL PRODUCTS	NA	---	---	378	846
ANIMALS-LIVE,EX POULTRY	NA	---	---		
CATTLE	HNO				
MEATS AND MEAT PRODUCTS	MT	0	4	0	22
MEATS-FRESH,FROZEN	MT	0	4	0	22
BEEF AND VEAL	MT	0	4	0	22
PORK	MT				
VARIETY MEATS	MT				
MEATS-PREP,PRES	MT				
BEEF	MT				
PORK	MT				
POULTRY & POULTRY PRODS	NA	---	---	73	66
POULTRY-LIVE	NA	---	---		
BABY CHICKS-BREEDER	HNO				
BABY CHICKS-EX BRDR	HNO				
POULTRY MEATS	MT	106	69	73	66
POULTRY MEAT-FR,FRZ	MT	105	69	73	66
CHICKENS	MT	17	8	12	0
TURKEYS	MT	20	18	14	19
POULTRY MEATS-PREP	MT				
EGGS	NA	---	---		
DAIRY PRODUCTS	NA	---	---	1	261
EVAP & COND MILK	MT				
NONFAT DRY MILK	MT	0	52	0	18
BUTTER & ANHYDROUS	MT				
CHEESE	MT				
FATS,OILS AND GREASES	MT	795	988	303	497
LARD	MT				
TALLOW-INEDIBLE	MT	794	986	301	495
HIDES AND SKINS	NA	---	---		
CATTLE HIDES	HNO				
CATTLE HIDES-WHOLE	HNO				
FURSKINS	NA	---	---		
OTHER ANIMAL PRODUCTS	NA	---	---		
GRAINS AND PREPARATIONS	NA	---	---	13516	21516
WHEAT AND PRODUCTS	MT	56	38440	6	6268
WHEAT AND WHEAT FLOUR	MT	56	38440	6	6268
WHEAT	MT	0	38440	0	6268
WHEAT FLOUR-GR EQ	MT	56	0	6	0
BULGUR & ROLLED WHEAT	MT				
RICE	MT	42944	45898	12976	13872
GRAINS & PREP---CONTINUED					

COMMODITY GROUP	UNIT	QUANTITY 1978	QUANTITY 1979	VALUE 1978 $1,000	VALUE 1979 $1,000
FEED GRAINS & PRODUCTS	MT	3273	9569	314	1172
FEED GRAINS	MT	3193	7803	306	965
BARLEY	MT				
CORN	MT				
GRAIN SORGHUMS	MT	3193	7803	306	965
OATS	MT				
BLENDED FOOD PRODUCTS	MT	158	56	52	17
FRUITS AND PREPARATIONS	NA	---	---	0	23
FRESH	MT				
CITRUS	MT				
OTHER	MT				
DRIED	MT				
CANNED	MT	0	9	0	10
FRUIT JUICES	MLT	0	8	0	13
NUTS AND PREPARATIONS	NA	---	---	13	39
VEGETABLES & PREPARATIONS	NA	---	---	22	87
FRESH	MT				
VEGETABLES-FROZEN	MT				
PULSES	MT	0	2	0	4
DRIED BEANS	MT				
DRIED PEAS	MT				
DRIED LENTILS	MT	0	2	0	4
CANNED	MT	8	15	6	22
HOPS-INC EXTRACT EQ	MT				
FEEDS,FODDERS-EX OILCAKE	NA	---	---	1	0
CORN BYPRODUCTS	MT				
ALFALFA MEAL AND CUBES	MT				
OILSEEDS AND PRODUCTS	NA	---	---	137	111
OILCAKE AND MEAL	MT				
SOYBEAN	MT				
OILSEEDS	NA	---	---		
SOYBEANS	MT				
OILS AND WAXES-VEG	MT	200	127	157	111
OILS-SOYA,COTTONSEED	MT	128	125	92	109
SOYBEAN	MT	128	125	92	109
COTTONSEED	MT				
TOBACCO,UNMANUFACTURED	MT	146	150	599	681
BURLEY	MT				
FLUE-CURED	MT	146	110	599	000
COTTON-EX LINTERS	MT				
COTTON LINTERS	MT				
ESSENTIAL OILS					
SEEDS-FIELD AND GARDEN	NA	---	---	43	38
OTHER VEGETABLE PRODS	NA	---	---	39	75

TABLE 1 --U.S. AGRICULTURAL EXPORTS1 QUANTITY AND VALUE, COUNTRY BY COMMODITY GROUP, FISCAL YEARS 1978 AND 1979

COUNTRY AND COMMODITY GROUP	UNIT	QUANTITY 1978	QUANTITY 1979	VALUE 1978 $1,000	VALUE 1979 $1,000
748 GHANA					
TOTAL	---	---	---	23863	24390
ANIMALS & ANIMAL PRODUCTS	NA	---	---	4394	5020
ANIMALS-LIVE,EX POULTRY	NA	---	---		
CATTLE	HNO				
MEATS AND MEAT PRODUCTS	MT	299	47	431	171
MEATS-FRESH,FROZEN	MT	294	36	409	143
BEEF AND VEAL	MT	294	36	408	143
PORK	MT				
VARIETY MEATS	MT				
MEATS-PREP,PRES	MT	5	11	22	28
BEEF	MT	0	6	1	18
PORK	MT	0	1	2	2
POULTRY & POULTRY PRODS	NA	---	---	63	196
POULTRY-LIVE	NA	---	---	18	42
BABY CHICKS-BREEDER	HNO	7	19	18	42
BABY CHICKS-EX BROR	HNO				
POULTRY MEATS	MT	25	117	44	154
POULTRY MEAT-FR,FRZ	MT	24	117	40	154
CHICKENS	MT	11	98	13	124
TURKEYS	MT	0	2	1	3
POULTRY MEATS-PREP	MT	1	0	4	0
EGGS	NA	---	---	1	0
DAIRY PRODUCTS	NA	---	---	1219	1159
EVAP & COND MILK	MT	4	9	5	9
NONFAT DRY MILK	MT	399	187	495	78
BUTTER & ANHYDROUS	MT	0	0	2	0
CHEESE	MT	2	1	6	7
FATS,OILS AND GREASES	MT	6437	5977	2665	3432
LARD	MT				
TALLOW-INEDIBLE	MT	6437	5947	2665	3385
HIDES AND SKINS	NA	---	---		
CATTLE HIDES	HNO				
CATTLE HIDES-WHOLE	HNO				
FURSKINS	NA	---	---		
OTHER ANIMAL PRODUCTS	NA	---	---	15	62
GRAINS AND PREPARATIONS	NA	---	---	9541	11893
WHEAT AND PRODUCTS	MT	20123	36464	2290	5095
WHEAT AND WHEAT FLOUR	MT	17232	31733	1886	4250
WHEAT	MT	17076	31633	1853	4227
WHEAT FLOUR-GR EQ	MT	156	100	33	23
BULGUR & ROLLED WHEAT	MT	2891	4731	405	845
RICE	MT	5075	7701	1905	2841

GRAINS & PREP---CONTI UED

COMMODITY GROUP	UNIT	QUANTITY 1978	QUANTITY 1979	VALUE 1978 $1,000	VALUE 1979 $1,000
FEED GRAINS & PRODUCTS	MT	28900	17667	4154	2570
FEED GRAINS	MT	28460	17655	4144	2567
BARLEY	MT				
CORN	MT	28460	17655	4144	2567
GRAIN SORGHUMS	MT				
OATS	MT				
BLENDED FOOD PRODUCTS	MT	2925	4108	826	1323
FRUITS AND PREPARATIONS	NA	---	---	14	0
FRESH	MT	4	0	9	0
CITRUS	MT	3	0	6	0
OTHER	MT	1	0	3	0
DRIED	MT				
CANNED	MT	1	0	1	0
FRUIT JUICES	MLT	2	0	3	0
NUTS AND PREPARATIONS	NA	---	---	25	32
VEGETABLES & PREPARATIONS	NA	---	---	117	155
FRESH	MT	6	0	8	0
VEGETABLES-FROZEN	MT	0	5	13	6
PULSES	MT	42	1	10	1
DRIED BEANS	MT	42	0	10	0
DRIED PEAS	MT	0	1	0	1
DRIED LENTILS	MT				
CANNED	MT	156	93	78	112
HOPS-INC EXTRACT EQ	MT	0	10	0	28
FEEDS,FODDERS-EX OILCAKE	NA	---	---	197	43
CORN BYPRODUCTS	MT				
ALFALFA MEAL AND CUBES	MT				
OILSEEDS AND PRODUCTS	NA	---	---	960	1720
OILCAKE AND MEAL	MT				
SOYBEAN	MT				
OILSEEDS	NA	---	---	31	7
SOYBEANS	MT				
OILS AND WAXES-VEG	MT	1132	1917	929	1718
OILS-SOYA,COTTONSEED	MT	894	1870	699	1680
SOYBEAN	MT	894	1870	699	1680
COTTONSEED	MT				
TOBACCO,UNMANUFACTURED	MT	752	419	3351	2015
BURLEY	MT				
FLUE-CURED	MT	396	348	2167	1999
COTTON-EX LINTERS	MT	2819	2019	4807	3093
COTTON LINTERS	MT				
ESSENTIAL OILS	MT	1	0	9	29
SEEDS-FIELD AND GARDEN	NA	---	---	3	98
OTHER VEGETABLE PRODS	NA	---	---	445	290

TABLE 1--U.S. AGRICULTURAL EXPORTS: QUANTITY AND VALUE, COUNTRY BY COMMODITY GROUP, FISCAL YEARS 1978 AND 1979

COUNTRY AND COMMODITY GROUP	UNIT	QUANTITY 1978	QUANTITY 1979	VALUE 1978 $1,000	VALUE 1979 $1,000
750 THE GAMBIA					
TOTAL	---	---	---	915	1255
ANIMALS & ANIMAL PRODUCTS	NA	---	---	138	259
ANIMALS-LIVE,EX POULTRY	NA	---	---		
CATTLE	HNO				
MEATS AND MEAT PRODUCTS	MT				
MEATS-FRESH,FROZEN	MT				
BEEF AND VEAL	MT				
PORK	MT				
VARIETY MEATS	MT				
MEATS-PREP,PRES	MT				
BEEF	MT				
PORK	MT				
POULTRY & POULTRY PRODS	NA	---	---		
POULTRY-LIVE	NA	---	---		
BABY CHICKS-BREEDER	HNO				
BABY CHICKS-EX BROR	HNO				
POULTRY MEATS	MT				
POULTRY MEAT-FR,FRZ	MT				
CHICKENS	MT				
TURKEYS	MT				
POULTRY MEATS-PREP	MT				
EGGS	NA	---	---		
DAIRY PRODUCTS	NA	---	---	138	259
EVAP & COND MILK	MT				
NONFAT DRY MILK	MT	52	220	84	79
BUTTER & ANHYDROUS	MT				
CHEESE	MT				
FATS,OILS AND GREASES	MT				
LARD	MT				
TALLOW-INEDIBLE	MT				
HIDES AND SKINS	NA	---	---		
CATTLE HIDES	HNO				
CATTLE HIDES-WHOLE	HND				
FURSKINS	NA	---	---		
OTHER ANIMAL PRODUCTS	NA	---	---		
GRAINS AND PREPARATIONS	NA	---	---	588	853
WHEAT AND PRODUCTS	MT	836	622	112	111
WHEAT AND WHEAT FLOUR	MT	90	230	13	40
WHEAT	MT				
WHEAT FLOUR-GR EQ	MT	90	230	13	40
BULGUR & ROLLED WHEAT	MT	746	392	99	71
RICE	MT	26	1528	17	453
FEED GRAINS & PRODUCTS	MT	3699	506	344	65
FEED GRAINS	MT	3699	0	344	0
BARLEY	MT				
CORN	MT				
GRAIN SORGHUMS	MT	3699	0	344	0
OATS	MT				
BLENDED FOOD PRODUCTS	MT	373	732	105	223
FRUITS AND PREPARATIONS	NA	---	---		
FRESH	MT				
CITRUS	MT				
OTHER	MT				
DRIED	MT				
CANNED	MT				
FRUIT JUICES	MLT				
NUTS AND PREPARATIONS	NA	---	---	0	5
VEGETABLES & PREPARATIONS	NA	---	---	44	0
FRESH	MT				
VEGETABLES-FROZEN	MT				
PULSES	MT				
DRIED BEANS	MT				
DRIED PEAS	MT				
DRIED LENTILS	MT				
CANNED	MT				
HOPS-INC EXTRACT EQ	MT				
FEEDS,FODDERS-EX OILCAKE	NA	---	---	0	11
CORN BYPRODUCTS	MT				
ALFALFA MEAL AND CUBES	MT				
OILSEEDS AND PRODUCTS	NA	---	---	143	125
OILCAKE AND MEAL	MT				
SOYBEAN	MT				
OILSEEDS	NA	---	---		
SOYBEANS	MT				
OILS AND WAXES-VEG	MT	100	145	143	125
OILS-SOYA,COTTONSEED	MT	35	143	36	123
SOYBEAN	MT	35	143	36	123
COTTONSEED	MT				
TOBACCO,UNMANUFACTURED	MT				
BURLEY	MT				
FLUE-CURED	MT				
COTTON-EX LINTERS	MT				
COTTON LINTERS	MT				
ESSENTIAL OILS	MT				
SEEDS-FIELD AND GARDEN	NA	---	---	2	3
OTHER VEGETABLE PRODS	NA	---	---		

GRAINS & PREP---CONTINUED

TABLE 1--U.S. AGRICULTURAL EXPORTS: QUANTITY AND VALUE, COUNTRY BY COMMODITY GROUP, FISCAL YEARS 1978 AND 1979

COUNTRY AND COMMODITY GROUP	UNIT	QUANTITY 1978	QUANTITY 1979	VALUE 1978 $1,000	VALUE 1979 $1,000
751 NIGER					
TOTAL	---	---	---	3064	1769
ANIMALS & ANIMAL PRODUCTS	NA	---	---		
ANIMALS=LIVE,EX POULTRY	NA	---	---		
CATTLE	HNO				
MEATS AND MEAT PRODUCTS	MT				
MEATS=FRESH,FROZEN	MT				
BEEF AND VEAL	MT				
PORK	MT				
VARIETY MEATS	MT				
MEATS=PREP,PRES	MT				
BEEF	MT				
PORK	MT				
POULTRY & POULTRY PRODS	NA	---	---		
POULTRY=LIVE	NA	---	---		
BABY CHICKS=BREEDER	HNO				
BABY CHICKS=EX BRDR	HNO				
POULTRY MEATS	MT				
POULTRY MEAT=FR,FRZ	MT				
CHICKENS	MT				
TURKEYS	MT				
POULTRY MEATS=PREP	MT				
EGGS	NA	---	---		
DAIRY PRODUCTS	NA	---	---		
EVAP & COND MILK	MT				
NONFAT DRY MILK	MT				
BUTTER & ANHYDROUS	MT				
CHEESE	MT				
FATS,OILS AND GREASES	MT				
LARD	MT				
TALLOW=INEDIBLE	MT				
HIDES AND SKINS	NA	---	---		
CATTLE HIDES	HNO				
CATTLE HIDES=WHOLE	HNO				
FURSKINS	NA	---	---		
OTHER ANIMAL PRODUCTS	NA	---	---		
GRAINS AND PREPARATIONS	NA	---	---	1260	978
WHEAT AND PRODUCTS	MT				
WHEAT AND WHEAT FLOUR	MT				
WHEAT	MT				
WHEAT FLOUR=GR EQ	MT				
BULGUR & ROLLED WHEAT	MT				
RICE	MT	26	1772	11	817
GRAINS & PREP---CONTINUED					
FEED GRAINS & PRODUCTS	MT	11958	858	1241	98
FEED GRAINS	MT	11539	0	1206	0
BARLEY	MT				
CORN	MT				
GRAIN SORGHUMS	MT	11539	0	1206	0
OATS	MT				
BLENDED FOOD PRODUCTS	MT	29	91	7	27
FRUITS AND PREPARATIONS	NA	---	---	3	5
FRESH	MT				
CITRUS	MT				
OTHER	MT				
DRIED	MT	1	0	3	0
CANNED	MT				
FRUIT JUICES	MLT	0	3	0	5
NUTS AND PREPARATIONS	NA	---	---		
VEGETABLES & PREPARATIONS	NA	---	---	2	3
FRESH	MT				
VEGETABLES=FROZEN	MT				
PULSES	MT				
DRIED BEANS	MT				
DRIED PEAS	MT				
DRIED LENTILS	MT				
CANNED	MT				
HOPS=INC EXTRACT EQ	MT				
FEEDS,FODDERS=EX OILCAKE	NA	---	---	53	0
CORN BYPRODUCTS	MT				
ALFALFA MEAL AND CUBES	MT				
OILSEEDS AND PRODUCTS	NA	---	---	86	34
OILCAKE AND MEAL	MT				
SOYBEAN	MT				
OILSEEDS	NA	---	---		
SOYBEANS	MT				
OILS AND WAXES=VEG	MT	100	40	86	34
OILS=SOYA,COTTONSEED	MT	65	40	53	34
SOYBEAN	MT	65	40	53	34
COTTONSEED	MT				
TOBACCO,UNMANUFACTURED	MT	263	109	1635	783
BURLEY	MT				
FLUE-CURED	MT				
COTTON=EX LINTERS	MT				
COTTON LINTERS	MT				
ESSENTIAL OILS	MT				
SEEDS=FIELD AND GARDEN	NA	---	---		
OTHER VEGETABLE PRODS	NA	---	---	25	8

TABLE 1--U.S. AGRICULTURAL EXPORTS: QUANTITY AND VALUE, COUNTRY BY COMMODITY GROUP, FISCAL YEARS 1978 AND 1979

COUNTRY AND COMMODITY GROUP	UNIT	QUANTITY 1978	QUANTITY 1979	VALUE 1978 $1,000	VALUE 1979 $1,000
752 TOGO					
TOTAL	---	---	---	8587	8090
ANIMALS & ANIMAL PRODUCTS	NA	---	---	1065	1889
ANIMALS-LIVE,EX POULTRY	NA	---	---		
CATTLE	HNO				
MEATS AND MEAT PRODUCTS	MT				
MEATS-FRESH,FROZEN	MT				
BEEF AND VEAL	MT				
PORK	MT				
VARIETY MEATS	MT				
MEATS-PREP,PRES	MT				
BEEF	MT				
PORK	MT				
POULTRY & POULTRY PRODS	NA	---	---	815	1827
POULTRY-LIVE	NA	---	---	2	0
BABY CHICKS-BREEDER	HNO	1	0	2	0
BABY CHICKS-EX BRDR	HNO				
POULTRY MEATS	MT	1104	1983	813	1827
POULTRY MEAT-FR,FRZ	MT	1104	1983	813	1827
CHICKENS	MT	19	82	12	57
TURKEYS	MT	304	714	233	713
POULTRY MEATS-PREP	MT				
EGGS	NA	---	---		
DAIRY PRODUCTS	NA	---	---	250	58
EVAP & COND MILK	MT				
NONFAT DRY MILK	MT	155	166	250	58
BUTTER & ANHYDROUS	MT				
CHEESE	MT				
FATS,OILS AND GREASES	MT				
LARD	MT				
TALLOW-INEDIBLE	MT				
HIDES AND SKINS	NA	---	---		
CATTLE HIDES	HNO				
CATTLE HIDES-WHOLE	HNO				
FURSKINS	NA	---	---		
OTHER ANIMAL PRODUCTS	NA	---	---		
GRAINS AND PREPARATIONS	NA	---	---	2143	4341
WHEAT AND PRODUCTS	MT	482	10599	77	1685
WHEAT AND WHEAT FLOUR	MT	0	7816	0	1265
WHEAT	MT	0	7816	0	1265
WHEAT FLOUR-GR EQ	MT				
BULGUR & ROLLED WHEAT	MT	482	2783	77	420
RICE	MT	2206	2651	780	1148
FEED GRAINS & PRODUCTS	MT	5283	6052	567	725
FEED GRAINS	MT	1905	550	220	113
BARLEY	MT				
CORN	MT	1705	830	201	113
MAIN SORGHUMS	MT	200	0	19	0
OATS	MT				
BLENDED FOOD PRODUCTS	MT	587	1782	163	581
FRUITS AND PREPARATIONS	NA	---	---		
FRESH	MT				
CITRUS	MT				
OTHER	MT				
DRIED	MT				
CANNED	MT				
FRUIT JUICES	MLT				
NUTS AND PREPARATIONS	NA	---	---		
VEGETABLES & PREPARATIONS	NA	---	---	1	21
FRESH	MT				
VEGETABLES-FROZEN	MT				
PULSES	MT				
DRIED BEANS	MT				
DRIED PEAS	MT				
DRIED LENTILS	MT				
CANNED	MT	1	16	1	19
HOPS-INC EXTRACT EQ	MT				
FEEDS,FODDERS-EX OILCAKE	NA	---	---		
CORN BYPRODUCTS	MT				
ALFALFA MEAL AND CUBES	MT				
OILSEEDS AND PRODUCTS	NA	---	---	244	661
OILCAKE AND MEAL	MT				
SOYBEAN	MT				
OILSEEDS	NA	---	---		
SOYBEANS	MT				
OILS AND WAXES-VEG	MT	322	785	244	661
OILS-SOYA,COTTONSEED	MT	300	785	224	661
SOYBEAN	MT	300	785	224	661
COTTONSEED	MT				
TOBACCO,UNMANUFACTURED	MT	204	189	1120	1155
BURLEY	MT				
FLUE-CURED	MT				
COTTON-EX LINTERS	MT				
COTTON LINTERS	MT				
ESSENTIAL OILS	MT				
SEEDS-FIELD AND GARDEN	NA	---	---		
OTHER VEGETABLE PRODS	NA	---	---	14	7

GRAINS & PREP---CONTINUED

TABLE 1--U.S. AGRICULTURAL EXPORTS: QUANTITY AND VALUE, COUNTRY BY COMMODITY GROUP, FISCAL YEARS 1978 AND 1979

COUNTRY AND COMMODITY GROUP	UNIT	QUANTITY 1978	QUANTITY 1979	VALUE 1978 $1,000	VALUE 1979 $1,000
753 NIGERIA					
TOTAL	---	---	---	251078	226875
ANIMALS & ANIMAL PRODUCTS	NA	---	---	22558	19228
ANIMALS-LIVE,EX POULTRY	NA	---	---		
CATTLE	HNO				
MEATS AND MEAT PRODUCTS	MT	28	100	43	175
MEATS-FRESH,FROZEN	MT	0	3	0	4
BEEF AND VEAL	MT				
PORK	MT	0	3	0	4
VARIETY MEATS	MT				
MEATS-PREP,PRES	MT	28	97	43	172
BEEF	MT	5	82	6	155
PORK	MT	2	0	4	2
POULTRY & POULTRY PRODS	NA	---	---	8532	162
POULTRY-LIVE	NA	---	---	230	45
BABY CHICKS-BREEDER	HNO	95	20	223	45
BABY CHICKS-EX BRDR	HNO	7	0	7	0
POULTRY MEATS	MT	9762	140	8274	117
POULTRY MEAT-FR,FRZ	MT	9440	140	7978	115
CHICKENS	MT	4633	52	4129	49
TURKEYS	MT	4519	88	3668	68
POULTRY MEATS-PREP	MT	322	0	295	1
EGGS	NA	---	---	28	0
DAIRY PRODUCTS	NA	---	---	587	236
EVAP & COND MILK	MT	252	7	175	3
NONFAT DRY MILK	MT				
BUTTER & ANHYDROUS	MT				
CHEESE	MT	3	0	3	0
FATS,OILS AND GREASES	MT	32048	32929	13348	18649
LARD	MT	0	2	0	1
TALLOW-INEDIBLE	MT	31986	32917	13127	18619
HIDES AND SKINS	NA	---	---		
CATTLE HIDES	HNO				
CATTLE HIDES-WHOLE	HNO				
FURSKINS	NA	---	---		
OTHER ANIMAL PRODUCTS	NA	---	---	49	6
GRAINS AND PREPARATIONS	NA	---	---	215364	200735
WHEAT AND PRODUCTS	MT	827625	913836	100052	132596
WHEAT AND WHEAT FLOUR	MT	827589	913836	100041	132596
WHEAT	MT	760426	904412	90017	131054
WHEAT FLOUR-GR EQ	MT	67163	9424	10023	1542
BULGUR & ROLLED WHEAT	MT				
RICE	MT	193568	128095	106105	63918

GRAINS & PREP---CONTINUED

COMMODITY GROUP	UNIT	QUANTITY 1978	QUANTITY 1979	VALUE 1978 $1,000	VALUE 1979 $1,000
FEED GRAINS & PRODUCTS	MT	80085	33132	8014	3452
FEED GRAINS	MT	79860	31869	7967	3162
BARLEY	MT				
CORN	MT	77360	29666	7676	2993
GRAIN SORGHUMS	MT	2500	1603	291	169
OATS	MT				
BLENDED FOOD PRODUCTS	MT	0	0	1	0
FRUITS AND PREPARATIONS	NA	---	---	102	44
FRESH	MT				
CITRUS	MT				
OTHER	MT				
DRIED	MT	19	0	8	0
CANNED	MT	26	16	11	16
FRUIT JUICES	MLT	48	27	59	26
NUTS AND PREPARATIONS	NA	---	---	22	0
VEGETABLES & PREPARATIONS	NA	---	---	3947	819
FRESH	MT	53	1	22	1
VEGETABLES-FROZEN	MT	7	1	8	2
PULSES	MT	599	56	289	27
DRIED BEANS	MT				
DRIED PEAS	MT	599	56	289	27
DRIED LENTILS	MT				
CANNED	MT	366	204	466	271
HOPS-INC EXTRACT EQ	MT	401	111	1506	275
FEEDS,FODDERS-EX OILCAKE	NA	---	---	254	324
CORN BYPRODUCTS	MT				
ALFALFA MEAL AND CUBES	MT				
OILSEEDS AND PRODUCTS	NA	---	---	1167	928
OILCAKE AND MEAL	MT	1377	2751	412	814
SOYBEAN	MT	1377	2751	412	814
OILSEEDS	NA	---	---	0	1
SOYBEANS	MT				
OILS AND WAXES-VEG	MT	754	100	755	113
OILS-SOYA,COTTONSEED	MT	27	0	24	0
SOYBEAN	MT	27	0	24	0
COTTONSEED	MT				
TOBACCO,UNMANUFACTURED	MT	416	498	2315	2492
BURLEY	MT				
FLUE-CURED	MT	156	207	910	1083
COTTON-EX LINTERS	MT				
COTTON LINTERS	MT				
ESSENTIAL OILS	MT	18	2	51	12
SEEDS-FIELD AND GARDEN	NA	---	---	17	26
OTHER VEGETABLE PRODS	NA	---	---	5280	2148

TABLE 1 --U.S. AGRICULTURAL EXPORTS: QUANTITY AND VALUE, COUNTRY BY COMMODITY GROUP, FISCAL YEARS 1978 AND 1979

COUNTRY AND COMMODITY GROUP	UNIT	QUANTITY 1978	QUANTITY 1979	VALUE 1978 $1,000	VALUE 1979 $1,000
754 CENTRAL AFRICAN EMPIRE					
TOTAL	***	***	***	73	9
ANIMALS & ANIMAL PRODUCTS	NA	***	***		
ANIMALS-LIVE,EX POULTRY	NA	***	***		
CATTLE	HNO				
MEATS AND MEAT PRODUCTS	MT				
MEATS-FRESH,FROZEN	MT				
BEEF AND VEAL	MT				
PORK	MT				
VARIETY MEATS	MT				
MEATS-PREP,PRES	MT				
BEEF	MT				
PORK	MT				
POULTRY & POULTRY PRODS	NA	***	***		
POULTRY-LIVE	NA	***	***		
BABY CHICKS-BREEDER	HNO				
BABY CHICKS-EX BRDR	HNO				
POULTRY MEATS	MT				
POULTRY MEAT-FR,FRZ	MT				
CHICKENS	MT				
TURKEYS	MT				
POULTRY MEATS-PREP	MT				
EGGS	NA	***	***		
DAIRY PRODUCTS	NA	***	***		
EVAP & COND MILK	MT				
NONFAT DRY MILK	MT				
BUTTER & ANHYDROUS	MT				
CHEESE	MT				
FATS,OILS AND GREASES	MT				
LARD	MT				
TALLOW-INEDIBLE	MT				
HIDES AND SKINS	NA	***	***		
CATTLE HIDES	HNO				
CATTLE HIDES-WHOLE	HNO				
FURSKINS	NA	***	***		
OTHER ANIMAL PRODUCTS	NA	***	***		
GRAINS AND PREPARATIONS	NA	***	***	3	9
WHEAT AND PRODUCTS	MT	31	0	3	0
WHEAT AND WHEAT FLOUR	MT	31	0	3	0
WHEAT	MT				
WHEAT FLOUR-GR EQ	MT	31	0	3	0
BULGUR & ROLLED WHEAT	MT				
RICE	MT	0	12	0	9
GRAINS & PREP---CONTINUED					

COMMODITY GROUP	UNIT	QUANTITY 1978	QUANTITY 1979	VALUE 1978 $1,000	VALUE 1979 $1,000
FEED GRAINS & PRODUCTS	MT				
FEED GRAINS	MT				
BARLEY	MT				
CORN	MT				
GRAIN SORGHUMS	MT				
OATS	MT				
BLENDED FOOD PRODUCTS	MT				
FRUITS AND PREPARATIONS	NA	***	***		
FRESH	MT				
CITRUS	MT				
OTHER	MT				
DRIED	MT				
CANNED	MT				
FRUIT JUICES	MLT				
NUTS AND PREPARATIONS	NA	***	***		
VEGETABLES & PREPARATIONS	NA	***	***		
FRESH	MT				
VEGETABLES-FROZEN	MT				
PULSES	MT				
DRIED BEANS	MT				
DRIED PEAS	MT				
DRIED LENTILS	MT				
CANNED	MT				
HOPS-INC EXTRACT EQ	MT				
FEEDS,FODDERS-EX OILCAKE	NA	***	***		
CORN BYPRODUCTS	MT				
ALFALFA MEAL AND CUBES	MT				
OILSEEDS AND PRODUCTS	NA	***	***	15	0
OILCAKE AND MEAL	MT				
SOYBEAN	MT				
OILSEEDS	NA	***	***		
SOYBEANS	MT				
OILS AND WAXES-VEG	MT	15	0	15	0
OILS-SOYA,COTTONSEED	MT				
SOYBEAN	MT				
COTTONSEED	MT				
TOBACCO,UNMANUFACTURED	MT	11	0	54	0
BURLEY	MT				
FLUE-CURED	MT	11	0	54	0
COTTON-EX LINTERS	MT				
COTTON LINTERS	MT				
ESSENTIAL OILS	MT				
SEEDS-FIELD AND GARDEN	NA	***	***		
OTHER VEGETABLE PRODS	NA	***	***		

TABLE 1--U.S. AGRICULTURAL EXPORTS: QUANTITY AND VALUE, COUNTRY BY COMMODITY GROUP, FISCAL YEARS 1978 AND 1979

COUNTRY AND COMMODITY GROUP	UNIT	QUANTITY 1978	QUANTITY 1979	VALUE 1978 $1,000	VALUE 1979 $1,000
755 GABON					
TOTAL	---	---	---	646	625
ANIMALS & ANIMAL PRODUCTS	NA	---	---	2	0
ANIMALS-LIVE,EX POULTRY	NA	---	---		
CATTLE	NNO				
MEATS AND MEAT PRODUCTS	MT				
MEATS-FRESH,FROZEN	MT				
BEEF AND VEAL	MT				
PORK	MT				
VARIETY MEATS	MT				
MEATS-PREP,PRES	MT				
BEEF	MT				
PORK	MT				
POULTRY & POULTRY PRODS	NA	---	---		
POULTRY-LIVE	NA	---	---		
BABY CHICKS-BREEDER	NNO				
BABY CHICKS-EX BRDR	NNO				
POULTRY MEATS	MT				
POULTRY MEAT-FR,FRZ	MT				
CHICKENS	MT				
TURKEYS	MT				
POULTRY MEATS-PREP	MT				
EGGS	NA	---	---		
DAIRY PRODUCTS	NA	---	---		
EVAP & COND MILK	MT				
NONFAT DRY MILK	MT				
BUTTER & ANHYDROUS	MT				
CHEESE	MT				
FATS,OILS AND GREASES	MT				
LARD	MT				
TALLOW-INEDIBLE	MT				
HIDES AND SKINS	NA	---	---		
CATTLE HIDES	NNO				
CATTLE HIDES-WHOLE	NNO				
FURSKINS	NA	---	---		
OTHER ANIMAL PRODUCTS	NA	---	---	2	0
GRAINS AND PREPARATIONS	NA	---	---	617	563
WHEAT AND PRODUCTS	MT				
WHEAT AND WHEAT FLOUR	MT				
WHEAT	MT				
WHEAT FLOUR-GR EQ	MT				
BULGUR & ROLLED WHEAT	MT				
RICE	MT	1099	1307	617	486
GRAINS & PREP---CONTINUED					
FEED GRAINS & PRODUCTS	MT	0	165	0	78
FEED GRAINS	MT				
BARLEY	MT				
CORN	MT				
GRAIN SORGHUMS	MT				
OATS	MT				
BLENDED FOOD PRODUCTS	MT				
FRUITS AND PREPARATIONS	NA	---	---		
FRESH	MT				
CITRUS	MT				
OTHER	MT				
DRIED	MT				
CANNED	MT				
FRUIT JUICES	MLT				
NUTS AND PREPARATIONS	NA	---	---		
VEGETABLES & PREPARATIONS	NA	---	---	224	69
FRESH	MT				
VEGETABLES-FROZEN	MT				
PULSES	MT				
DRIED BEANS	MT				
DRIED PEAS	MT				
DRIED LENTILS	MT				
CANNED	MT	39	0	163	0
HOPS-INC EXTRACT EQ	MT				
FEEDS,FODDERS-EX OILCAKE	NA	---	---		
CORN BYPRODUCTS	MT				
ALFALFA MEAL AND CUBES	MT				
OILSEEDS AND PRODUCTS	NA	---	---		
OILCAKE AND MEAL	MT				
SOYBEAN	MT				
OILSEEDS	NA	---	---		
SOYBEANS	MT				
OILS AND WAXES-VEG	MT				
OILS-SOYA,COTTONSEED	MT				
SOYBEAN	MT				
COTTONSEED	MT				
TOBACCO,UNMANUFACTURED	MT	0	0	0	1
BURLEY	MT				
FLUE-CURED	MT				
COTTON-EX LINTERS	MT				
COTTON LINTERS	MT				
ESSENTIAL OILS	MT				
SEEDS-FIELD AND GARDEN	NA	---	---	1	0
OTHER VEGETABLE PRODS	NA	---	---		

TABLE 1 --U.S. AGRICULTURAL EXPORTS; QUANTITY AND VALUE, COUNTRY BY COMMODITY GROUP, FISCAL YEARS 1978 AND 1979

COUNTRY AND COMMODITY GROUP	UNIT	QUANTITY 1978	QUANTITY 1979	VALUE 1978 $1,000	VALUE 1979 $1,000
756 CHAD					
TOTAL	---	---	---	2922	2318
ANIMALS & ANIMAL PRODUCTS	NA	---	---	491	2
ANIMALS-LIVE,EX POULTRY	NA	---	---		
CATTLE	HNO				
MEATS AND MEAT PRODUCTS	MT				
MEATS-FRESH,FROZEN	MT				
BEEF AND VEAL	MT				
PORK	MT				
VARIETY MEATS	MT				
MEATS-PREP,PRES	MT				
BEEF	MT				
PORK	MT				
POULTRY & POULTRY PRODS	NA	---	---		
POULTRY-LIVE	NA	---	---		
BABY CHICKS-BREEDER	HNO				
BABY CHICKS-EX BRDR	HNO				
POULTRY MEATS	MT				
POULTRY MEAT-FR,FRZ	MT				
CHICKENS	MT				
TURKEYS	MT				
POULTRY MEATS-PREP	MT				
EGGS	NA	---	---		
DAIRY PRODUCTS	NA	---	---	491	2
EVAP & COND MILK	MT				
NONFAT DRY MILK	MT	305	0	491	0
BUTTER & ANHYDROUS	MT				
CHEESE	MT				
FATS,OILS AND GREASES	MT				
LARD	MT				
TALLOW-INEDIBLE	MT				
HIDES AND SKINS	NA	---	---		
CATTLE HIDES	MNO				
CATTLE HIDES-WHOLE	MNO				
PUREKINS	NA	---	---		
OTHER ANIMAL PRODUCTS	NA	---	---		
GRAINS AND PREPARATIONS	NA	---	---	2332	2179
WHEAT AND PRODUCTS	MT	0	6890	0	859
WHEAT AND WHEAT FLOUR	MT	0	6890	0	859
WHEAT	MT				
WHEAT FLOUR-GR EQ	MT	0	6890	0	859
BULGUR & ROLLED WHEAT	MT				
RICE	MT	653	2770	167	793
GRAINS & PREP---CONTINUED					

COMMODITY GROUP	UNIT	QUANTITY 1978	QUANTITY 1979	VALUE 1978 $1,000	VALUE 1979 $1,000
FEED GRAINS & PRODUCTS	MT	7883	5211	811	580
FEED GRAINS	MT	500	3025	53	283
BARLEY	MT				
CORN	MT				
GRAIN SORGHUMS	MT	500	3025	53	283
OATS	MT				
BLENDED FOOD PRODUCTS	MT				
FRUITS AND PREPARATIONS	NA	---	---		
FRESH	MT				
CITRUS	MT				
OTHER	MT				
DRIED	MT				
CANNED	MT				
FRUIT JUICES	MLT				
NUTS AND PREPARATIONS	NA	---	---		
VEGETABLES & PREPARATIONS	NA	---	---		
FRESH	MT				
VEGETABLES-FROZEN	MT				
PULSES	MT				
DRIED BEANS	MT				
DRIED PEAS	MT				
DRIED LENTILS	MT				
CANNED	MT				
HOPS-INC EXTRACT EQ	MT				
FEEDS,FODDERS-EX OILCAKE	NA	---	---		
CORN BYPRODUCTS	MT				
ALFALFA MEAL AND CUBES	MT				
OILSEEDS AND PRODUCTS	NA	---	---	85	127
OILCAKE AND MEAL	MT				
SOYBEAN	MT				
OILSEEDS	NA	---	---		
SOYBEANS	MT				
OILS AND WAXES-VEG	MT	90	155	85	127
OILS-SOYA,COTTONSEED	MT	0	155	0	127
SOYBEAN	MT	0	155	0	127
COTTONSEED	MT				
TOBACCO,UNMANUFACTURED	MT				
BURLEY	MT				
FLUE-CURED	MT				
COTTON-EX LINTERS	MT				
COTTON LINTERS	MT				
ESSENTIAL OILS	MT				
SEEDS-FIELD AND GARDEN	NA	---	---		
OTHER VEGETABLE PRODS	NA	---	---	18	19

TABLE 1 [illegible],B. AGRICULTURAL EXPORTS: QUANTITY AND VALUE, COUNTRY BY COMMODITY GROUP, FISCAL YEARS 1978 AND 1979

COUNTRY AND COMMODITY GROUP	UNIT	QUANTITY 1978	QUANTITY 1979	VALUE 1978 $1,000	VALUE 1979 $1,000
759 MADEIRA ISLANDS					
TOTAL	***	***	***	943	0
ANIMALS & ANIMAL PRODUCTS	NA	***	***		
ANIMALS-LIVE,EX POULTRY	NA	***	***		
CATTLE	HNO				
MEATS AND MEAT PRODUCTS	MT				
MEATS-FRESH,FROZEN	MT				
BEEF AND VEAL	MT				
PORK	MT				
VARIETY MEATS	MT				
MEATS-PREP,PRES	MT				
BEEF	MT				
PORK	MT				
POULTRY & POULTRY PRODS	NA	***	***		
POULTRY-LIVE	NA	***	***		
BABY CHICKS-BREEDER	HNO				
BABY CHICKS-EX BRDR	HNO				
POULTRY MEATS	MT				
POULTRY MEAT-FR,FRZ	MT				
CHICKENS	MT				
TURKEYS	MT				
POULTRY MEATS-PREP	MT				
EGGS	NA	***	***		
DAIRY PRODUCTS	NA	***	***		
EVAP & COND MILK	MT				
NONFAT DRY MILK	MT				
BUTTER & ANHYDROUS	MT				
CHEESE	MT				
FATS,OILS AND GREASES	MT				
LARD	MT				
TALLOW-INEDIBLE	MT				
HIDES AND SKINS	NA	***	***		
CATTLE HIDES	HNO				
CATTLE HIDES-WHOLE	HNO				
FURSKINS	NA	***	***		
OTHER ANIMAL PRODUCTS	NA	***	***		
GRAINS AND PREPARATIONS	NA	***	***	942	0
WHEAT AND PRODUCTS	MT	6000	0	545	0
WHEAT AND WHEAT FLOUR	MT	6000	0	545	0
WHEAT	MT	6000	0	545	0
WHEAT FLOUR-GR EQ	MT				
BULGUR & ROLLED WHEAT	MT				
RICE	MT				
GRAINS & PREP---CONTINUED					
FEED GRAINS & PRODUCTS	MT	3500	0	397	0
FEED GRAINS	MT	3500	0	397	0
BARLEY	MT				
CORN	MT	3500	0	397	0
GRAIN SORGHUMS	MT				
OATS	MT				
BLENDED FOOD PRODUCTS	MT				
FRUITS AND PREPARATIONS	NA	***	***		
FRESH	MT				
CITRUS	MT				
OTHER	MT				
DRIED	MT				
CANNED	MT				
FRUIT JUICES	MLT				
NUTS AND PREPARATIONS	NA	***	***		
VEGETABLES & PREPARATIONS	NA	***	***		
FRESH	MT				
VEGETABLES-FROZEN	MT				
PULSES	MT				
DRIED BEANS	MT				
DRIED PEAS	MT				
DRIED LENTILS	MT				
CANNED	MT				
HOPS-INC EXTRACT EQ	MT				
FEEDS,FODDERS-EX OILCAKE	NA	***	***		
CORN BYPRODUCTS	MT				
ALFALFA MEAL AND CUBES	MT				
OILSEEDS AND PRODUCTS	NA	***	***		
OILCAKE AND MEAL	MT				
SOYBEAN	MT				
OILSEEDS	NA	***	***		
SOYBEANS	MT				
OILS AND WAXES-VEG	MT				
OILS-SOYA,COTTONSEED	MT				
SOYBEAN	MT				
COTTONSEED	MT				
TOBACCO,UNMANUFACTURED	MT				
BURLEY	MT				
FLUE-CURED	MT				
COTTON-EX LINTERS	MT				
COTTON LINTERS	MT				
ESSENTIAL OILS	MT	0	0	1	0
SEEDS-FIELD AND GARDEN	NA	***	***		
OTHER VEGETABLE PRODS	NA	***	***	0	0

TABLE 1--U.S. AGRICULTURAL EXPORTS: QUANTITY AND VALUE, COUNTRY BY COMMODITY GROUP, FISCAL YEARS 1978 AND 1979

COUNTRY AND COMMODITY GROUP	UNIT	QUANTITY 1978	QUANTITY 1979	VALUE 1978 $1,000	VALUE 1979 $1,000
760 UPPER VOLTA					
TOTAL	---	---	---	12579	7503
ANIMALS & ANIMAL PRODUCTS	NA	---	---	8597	2183
ANIMALS-LIVE,EX POULTRY	NA	---	---		
CATTLE	HNO				
MEATS AND MEAT PRODUCTS	MT				
MEATS-FRESH,FROZEN	MT				
BEEF AND VEAL	MT				
PORK	MT				
VARIETY MEATS	MT				
MEATS-PREP,PRES	MT				
BEEF	MT				
PORK	MT				
POULTRY & POULTRY PRODS	NA	---	---		
POULTRY-LIVE	NA	---	---		
BABY CHICKS-BREEDER	HNO				
BABY CHICKS-EX BRDR	HNO				
POULTRY MEATS	MT				
POULTRY MEAT-FR,FRZ	MT				
CHICKENS	MT				
TURKEYS	MT				
POULTRY MEATS-PREP	MT				
EGGS	NA	---	---		
DAIRY PRODUCTS	NA	---	---	8597	2183
EVAP & COND MILK	MT				
NONFAT DRY MILK	MT	6290	6179	7343	2180
BUTTER & ANHYDROUS	MT				
CHEESE	MT				
FATS,OILS AND GREASES	MT				
LARD	MT				
TALLOW-INEDIBLE	MT				
HIDES AND SKINS	NA	---	---		
CATTLE HIDES	HNO				
CATTLE HIDES-WHOLE	HNO				
FURSKINS	NA	---	---		
OTHER ANIMAL PRODUCTS	NA	---	---		
GRAINS AND PREPARATIONS	NA	---	---	2736	3659
WHEAT AND PRODUCTS	MT	122	597	14	105
WHEAT AND WHEAT FLOUR	MT	122	597	14	105
WHEAT	MT	0	228	0	50
WHEAT FLOUR-GR EQ	MT	122	369	14	55
BULGUR & ROLLED WHEAT	MT				
RICE	MT	72	3342	52	919
GRAINS & PREP---CONTINUED					
FEED GRAINS & PRODUCTS	MT	25026	21691	2672	2609
FEED GRAINS	MT	2703	6662	287	820
BARLEY	MT				
CORN	MT				
GRAIN SORGHUMS	MT	2703	6662	287	820
OATS	MT				
BLENDED FOOD PRODUCTS	MT	0	84	0	25
FRUITS AND PREPARATIONS	NA	---	---		
FRESH	MT				
CITRUS	MT				
OTHER	MT				
DRIED	MT				
CANNED	MT				
FRUIT JUICES	MLT				
NUTS AND PREPARATIONS	NA	---	---		
VEGETABLES & PREPARATIONS	NA	---	---		
FRESH	MT				
VEGETABLES-FROZEN	MT				
PULSES	MT				
DRIED BEANS	MT				
DRIED PEAS	MT				
DRIED LENTILS	MT				
CANNED	MT				
HOPS-INC EXTRACT EQ	MT				
FEEDS,FODDERS-EX OILCAKE	NA	---	---		
CORN BYPRODUCTS	MT				
ALFALFA MEAL AND CUBES	MT				
OILSEEDS AND PRODUCTS	NA	---	---	1241	1660
OILCAKE AND MEAL	MT				
SOYBEAN	MT				
OILSEEDS	NA	---	---		
SOYBEANS	MT				
OILS AND WAXES-VEG	MT	1376	1803	1241	1660
OILS-SOYA,COTTONSEED	MT	736	1803	608	1660
SOYBEAN	MT	736	1803	608	1660
COTTONSEED	MT				
TOBACCO,UNMANUFACTURED	MT				
BURLEY	MT				
FLUE-CURED	MT				
COTTON-EX LINTERS	MT				
COTTON LINTERS	MT				
ESSENTIAL OILS	MT				
SEEDS-FIELD AND GARDEN	NA	---	---	3	0
OTHER VEGETABLE PRODS	NA	---	---		

TABLE 1 --U.S. AGRICULTURAL EXPORTS: QUANTITY AND VALUE, COUNTRY BY COMMODITY GROUP, FISCAL YEARS 1978 AND 1979

COUNTRY AND COMMODITY GROUP	UNIT	QUANTITY 1978	QUANTITY 1979	VALUE 1978 $1,000	VALUE 1979 $1,000
761 BENIN					
TOTAL	---	---	---	5377	5647
ANIMALS & ANIMAL PRODUCTS	NA	---	---	73	0
ANIMALS-LIVE,EX POULTRY	NA	---	---		
CATTLE	NNO				
MEATS AND MEAT PRODUCTS	MT				
MEATS-FRESH,FROZEN	MT				
BEEF AND VEAL	MT				
PORK	MT				
VARIETY MEATS	MT				
MEATS-PREP,PRES	MT				
BEEF	MT				
PORK	MT				
POULTRY & POULTRY PRODS	NA	---	---		
POULTRY-LIVE	NA	---	---		
BABY CHICKS-BREEDER	NNO				
BABY CHICKS-EX BRDR	NNO				
POULTRY MEATS	MT				
POULTRY MEAT-FR,FRZ	MT				
CHICKENS	MT				
TURKEYS	MT				
POULTRY MEATS-PREP	MT				
EGGS	NA	---	---		
DAIRY PRODUCTS	NA	---	---	73	0
EVAP & COND MILK	MT				
NONFAT DRY MILK	MT	45	0	73	0
BUTTER & ANHYDROUS	MT				
CHEESE	MT				
FATS,OILS AND GREASES	MT				
LARD	MT				
TALLOW-INEDIBLE	MT				
HIDES AND SKINS	NA	---	---		
CATTLE HIDES	NNO				
CATTLE HIDES-WHOLE	NNO				
FURSKINS	NA	---	---		
OTHER ANIMAL PRODUCTS	NA	---	---		
GRAINS AND PREPARATIONS	NA	---	---	1271	502
WHEAT AND PRODUCTS	MT	9114	0	911	0
WHEAT AND WHEAT FLOUR	MT	9000	0	893	0
WHEAT	MT	9000	0	893	0
WHEAT FLOUR-GR EQ	MT				
BULGUR & ROLLED WHEAT	MT	114	0	18	0
RICE	MT	29	31	16	17
GRAINS & PREP---CONTINUED					
FEED GRAINS & PRODUCTS	MT	1971	3193	207	377
FEED GRAINS	MT	0	857	0	98
BARLEY	MT				
CORN	MT				
GRAIN SORGHUMS	MT	0	857	0	98
OATS	MT				
BLENDED FOOD PRODUCTS	MT	368	330	136	108
FRUITS AND PREPARATIONS	NA	---	---		
FRESH	MT				
CITRUS	MT				
OTHER	MT				
DRIED	MT				
CANNED	MT				
FRUIT JUICES	MLT				
NUTS AND PREPARATIONS	NA	---	---	8	0
VEGETABLES & PREPARATIONS	NA	---	---		
FRESH	MT				
VEGETABLES-FROZEN	MT				
PULSES	MT				
DRIED BEANS	MT				
DRIED PEAS	MT				
DRIED LENTILS	MT				
CANNED	MT				
HOPS-INC EXTRACT EQ	MT				
FEEDS,FODDERS-EX OILCAKE	NA	---	---		
CORN BYPRODUCTS	MT				
ALFALFA MEAL AND CUBES	MT				
OILSEEDS AND PRODUCTS	NA	---	---	211	287
OILCAKE AND MEAL	MT				
SOYBEAN	MT				
OILSEEDS	NA	---	---		
SOYBEANS	MT				
OILS AND WAXES-VEG	MT	230	350	211	287
OILS-SOYA,COTTONSEED	MT	150	350	124	287
SOYBEAN	MT	150	350	124	287
COTTONSEED	MT				
TOBACCO,UNMANUFACTURED	MT	597	862	2847	4852
BURLEY	MT	49	0	223	0
FLUE-CURED	MT	0	46	0	239
COTTON-EX LINTERS	MT				
COTTON LINTERS	MT				
ESSENTIAL OILS	MT				
SEEDS-FIELD AND GARDEN	NA	---	---	2	5
OTHER VEGETABLE PRODS	NA	---	---	965	2

TABLE 1 --U.S. AGRICULTURAL EXPORTS: QUANTITY AND VALUE, COUNTRY BY COMMODITY GROUP, FISCAL YEARS 1978 AND 1979

COUNTRY AND COMMODITY GROUP	UNIT	QUANTITY 1978	QUANTITY 1979	VALUE 1978 $1,000	VALUE 1979 $1,000
762 ANGOLA					
TOTAL	---	---	---	7141	27467
ANIMALS & ANIMAL PRODUCTS	NA	---	---	596	3519
ANIMALS-LIVE,EX POULTRY	NA	---	---		
CATTLE	HNO				
MEATS AND MEAT PRODUCTS	MT	33	66	102	160
MEATS-FRESH,FROZEN	MT	31	65	98	152
BEEF AND VEAL	MT	30	65	97	152
PORK	MT				
VARIETY MEATS	MT	1	0	1	0
MEATS-PREP,PRES	MT	2	1	3	9
BEEF	MT				
PORK	MT	0	1	0	7
POULTRY & POULTRY PRODS	NA	---	---	10	23
POULTRY-LIVE	NA	---	---		
BABY CHICKS-BREEDER	HNO				
BABY CHICKS-EX BRDR	HNO				
POULTRY MEATS	MT				
POULTRY MEAT-FR,FRZ	MT				
CHICKENS	MT				
TURKEYS	MT				
POULTRY MEATS-PREP	MT				
EGGS	NA	---	---	10	23
DAIRY PRODUCTS	NA	---	---	5	86
EVAP & COND MILK	MT				
NONFAT DRY MILK	MT	0	201	0	74
BUTTER & ANHYDROUS	MT	0	0	0	1
CHEESE	MT				
FATS,OILS AND GREASES	MT	998	4810	479	3249
LARD	MT				
TALLOW-INEDIBLE	MT	998	4810	479	3249
HIDES AND SKINS	NA	---	---		
CATTLE HIDES	HNO				
CATTLE HIDES-WHOLE	HNO				
FURSKINS	NA	---	---		
OTHER ANIMAL PRODUCTS	NA	---	---		
GRAINS AND PREPARATIONS	NA	---	---	6088	5625
WHEAT AND PRODUCTS	MT	52099	0	5279	0
WHEAT AND WHEAT FLOUR	MT	52099	0	5279	0
WHEAT	MT	52099	0	5279	0
WHEAT FLOUR-GR EQ	MT				
BULGUR & ROLLED WHEAT	MT				
RICE	MT	0	11667	0	5123
FEED GRAINS & PRODUCTS	MT	2985	8307	320	308
FEED GRAINS	MT	1049	0	121	0
BARLEY	MT				
CORN	MT	1049	0	121	0
GRAIN SORGHUMS	MT				
OATS	MT				
BLENDED FOOD PRODUCTS	MT	1000	624	489	194
FRUITS AND PREPARATIONS	NA	---	---	4	0
FRESH	MT				
CITRUS	MT				
OTHER	MT				
DRIED	MT				
CANNED	MT				
FRUIT JUICES	MLT	1	0	4	0
NUTS AND PREPARATIONS	NA	---	---	75	3973
VEGETABLES & PREPARATIONS	NA	---	---	41	14026
FRESH	MT				
VEGETABLES-FROZEN	MT				
PULSES	MT	0	20118	0	14011
DRIED BEANS	MT	0	20118	0	14011
DRIED PEAS	MT				
DRIED LENTILS	MT				
CANNED	MT	1	3	1	4
HOPS-INC EXTRACT EQ	MT	10	0	19	0
FEEDS,FODDERS-EX OILCAKE	NA	---	---	21	31
CORN BYPRODUCTS	MT				
ALFALFA MEAL AND CUBES	MT				
OILSEEDS AND PRODUCTS	NA	---	---	0	110
OILCAKE AND MEAL	MT				
SOYBEAN	MT				
OILSEEDS	NA	---	---		
SOYBEANS	MT				
OILS AND WAXES-VEG	MT	0	51	0	46
OILS-SOYA,COTTONSEED	MT	0	50	0	45
SOYBEAN	MT	0	50	0	45
COTTONSEED	MT				
TOBACCO,UNMANUFACTURED	MT				
BURLEY	MT				
FLUE-CURED	MT				
COTTON-EX LINTERS	MT				
COTTON LINTERS	MT				
ESSENTIAL OILS	MT				
SEEDS-FIELD AND GARDEN	NA	---	---	285	116
OTHER VEGETABLE PRODS	NA	---	---	32	62

GRAINS & PREP---CONTINUED

TABLE 1--U.S. AGRICULTURAL EXPORTS: QUANTITY AND VALUE, COUNTRY BY COMMODITY GROUP, FISCAL YEARS 1978 AND 1979

COUNTRY AND COMMODITY GROUP	UNIT	QUANTITY 1978	QUANTITY 1979	VALUE 1978 $1,000	VALUE 1979 $1,000
703 CONGO (BRAZZAVILLE)					
TOTAL	***	***	***	1472	3576
ANIMALS & ANIMAL PRODUCTS	NA	***	***	263	463
ANIMALS-LIVE,EX POULTRY	NA	***	***		
CATTLE	HNO				
MEATS AND MEAT PRODUCTS	MT				
MEATS-FRESH,FROZEN	MT				
BEEF AND VEAL	MT				
PORK	MT				
VARIETY MEATS	MT				
MEATS-PREP,PRES	MT				
BEEF	MT				
PORK	MT				
POULTRY & POULTRY PRODS	NA	***	***		
POULTRY-LIVE	NA	***	***		
BABY CHICKS-BREEDER	HNO				
BABY CHICKS-EX BRDR	HNO				
POULTRY MEATS	MT				
POULTRY MEAT-FR,FRZ	MT				
CHICKENS	MT				
TURKEYS	MT				
POULTRY MEATS-PREP	MT				
EGGS	NA	***	***		
DAIRY PRODUCTS	NA	***	***	263	463
EVAP & COND MILK	MT				
NONFAT DRY MILK	MT	170	442	221	141
BUTTER & ANHYDROUS	MT				
CHEESE	MT				
FATS,OILS AND GREASES	MT				
LARD	MT				
TALLOW-INEDIBLE	MT				
HIDES AND SKINS	NA	***	***		
CATTLE HIDES	HNO				
CATTLE HIDES-WHOLE	HNO				
FURSKINS	NA	***	***		
OTHER ANIMAL PRODUCTS	NA	***	***		
GRAINS AND PREPARATIONS	NA	***	***	604	2278
WHEAT AND PRODUCTS	MT	1560	2775	180	407
WHEAT AND WHEAT FLOUR	MT	1560	2775	180	407
WHEAT	MT				
WHEAT FLOUR-GR EQ	MT	1560	2775	180	407
BULGUR & ROLLED WHEAT	MT				
RICE	MT	668	5184	281	1772
GRAINS & PREP---CONTINUED					

COMMODITY GROUP	UNIT	QUANTITY 1978	QUANTITY 1979	VALUE 1978 $1,000	VALUE 1979 $1,000
FEED GRAINS & PRODUCTS	MT	1228	835	127	99
FEED GRAINS	MT				
BARLEY	MT				
CORN	MT				
GRAIN SORGHUMS	MT				
OATS	MT				
BLENDED FOOD PRODUCTS	MT				
FRUITS AND PREPARATIONS	NA	***	***		
FRESH	MT				
CITRUS	MT				
OTHER	MT				
DRIED	MT				
CANNED	MT				
FRUIT JUICES	MLT				
NUTS AND PREPARATIONS	NA	***	***		
VEGETABLES & PREPARATIONS	NA	***	***	0	103
FRESH	MT				
VEGETABLES-FROZEN	MT				
PULSES	MT	0	110	0	37
DRIED BEANS	MT	0	110	0	37
DRIED PEAS	MT				
DRIED LENTILS	MT				
CANNED	MT				
HOPS-INC EXTRACT EQ	MT	0	26	0	66
FEEDS,FODDERS-EX OILCAKE	NA	***	***		
CORN BYPRODUCTS	MT				
ALFALFA MEAL AND CUBES	MT				
OILSEEDS AND PRODUCTS	NA	***	***	221	260
OILCAKE AND MEAL	MT				
SOYBEAN	MT				
OILSEEDS	NA	***	***		
SOYBEANS	MT				
OILS AND WAXES-VEG	MT	260	297	221	260
OILS-SOYA,COTTONSEED	MT	205	297	169	260
SOYBEAN	MT	205	297	169	260
COTTONSEED	MT				
TOBACCO,UNMANUFACTURED	MT	90	105	376	471
BURLEY	MT				
FLUE-CURED	MT	80	100	373	470
COTTON-EX LINTERS	MT				
COTTON LINTERS	MT				
ESSENTIAL OILS	MT				
SEEDS-FIELD AND GARDEN	NA	***	***		
OTHER VEGETABLE PRODS	NA	***	***	7	0

TABLE 1 --U.S. AGRICULTURAL EXPORTS: QUANTITY AND VALUE, COUNTRY BY COMMODITY GROUP, FISCAL YEARS 1978 AND 1979

COUNTRY AND COMMODITY GROUP	UNIT	QUANTITY 1978	QUANTITY 1979	VALUE 1978 $1,000	VALUE 1979 $1,000
764 WESTERN AFRICA, NEC					
TOTAL	---	---	---	8042	3023
ANIMALS & ANIMAL PRODUCTS	NA	---	---	227	25
ANIMALS-LIVE,EX POULTRY	NA	---	---		
CATTLE	HNO				
MEATS AND MEAT PRODUCTS	MT	0	0	2	0
MEATS-FRESH,FROZEN	MT				
BEEF AND VEAL	MT				
PORK	MT				
VARIETY MEATS	MT				
MEATS-PREP,PRES	MT	0	0	2	0
BEEF	MT				
PORK	MT				
POULTRY & POULTRY PRODS	NA	---	---		
POULTRY-LIVE	NA	---	---		
BABY CHICKS-BREEDER	HNO				
BABY CHICKS-EX BRDR	HNO				
POULTRY MEATS	MT				
POULTRY MEAT-FR,FRZ	MT				
CHICKENS	MT				
TURKEYS	MT				
POULTRY MEATS-PREP	MT				
EGGS	NA	---	---		
DAIRY PRODUCTS	NA	---	---	225	25
EVAP & COND MILK	MT				
NONFAT DRY MILK	MT	3040	70	225	25
BUTTER & ANHYDROUS	MT				
CHEESE	MT				
FATS,OILS AND GREASES	MT				
LARD	MT				
TALLOW-INEDIBLE	MT				
HIDES AND SKINS	NA	---	---		
CATTLE HIDES	HNO				
CATTLE HIDES-WHOLE	HNO				
FURSKINS	NA	---	---		
OTHER ANIMAL PRODUCTS	NA	---	---		
GRAINS AND PREPARATIONS	NA	---	---	7438	2095
WHEAT AND PRODUCTS	MT	138	52	19	10
WHEAT AND WHEAT FLOUR	MT	138	0	19	0
WHEAT	MT				
WHEAT FLOUR-GR EQ	MT	138	0	19	0
BULGUR & ROLLED WHEAT	MT	0	52	0	10
RICE	MT	12945	256	4387	80
FEED GRAINS & PRODUCTS	MT	25371	19034	3032	1995
FEED GRAINS	MT	24810	15034	2973	1995
BARLEY	MT				
CORN	MT	20948	15034	2492	1995
GRAIN SORGHUMS	MT	3862	0	481	0
OATS	MT				
BLENDED FOOD PRODUCTS	MT	0	27	0	9
FRUITS AND PREPARATIONS	NA	---	---	5	15
FRESH	MT				
CITRUS	MT				
OTHER	MT				
DRIED	MT				
CANNED	MT				
FRUIT JUICES	MLT	3	10	5	15
NUTS AND PREPARATIONS	NA	---	---		
VEGETABLES & PREPARATIONS	NA	---	---	228	0
FRESH	MT				
VEGETABLES-FROZEN	MT				
PULSES	MT	405	0	228	0
DRIED BEANS	MT	405	0	228	0
DRIED PEAS	MT				
DRIED LENTILS	MT				
CANNED	MT				
HOPS-INC EXTRACT EQ	MT				
FEEDS,FODDERS-EX OILCAKE	NA	---	---		
CORN BYPRODUCTS	MT				
ALFALFA MEAL AND CUBES	MT				
OILSEEDS AND PRODUCTS	NA	---	---	122	859
OILCAKE AND MEAL	MT				
SOYBEAN	MT				
OILSEEDS	NA	---	---		
SOYBEANS	MT				
OILS AND WAXES-VEG	MT	152	953	122	859
OILS-SOYA,COTTONSEED	MT	152	953	122	859
SOYBEAN	MT	152	953	122	859
COTTONSEED	MT				
TOBACCO,UNMANUFACTURED	MT				
BURLEY	MT				
FLUE-CURED	MT				
COTTON-EX LINTERS	MT				
COTTON LINTERS	MT				
ESSENTIAL OILS	MT				
SEEDS-FIELD AND GARDEN	NA	---	---	2	0
OTHER VEGETABLE PRODS	NA	---	---	20	29

GRAINS & PREP---CONTINUED

TABLE 1 --U.S. AGRICULTURAL EXPORTS: QUANTITY AND VALUE, COUNTRY BY COMMODITY GROUP, FISCAL YEARS 1978 AND 1979

COUNTRY AND COMMODITY GROUP	UNIT	QUANTITY 1978	QUANTITY 1979	VALUE 1978 $1,000	VALUE 1979 $1,000
765 LIBERIA					
TOTAL	---	---	---	17251	21348
ANIMALS & ANIMAL PRODUCTS	NA	---	---	382	706
ANIMALS--LIVE,EX POULTRY	NA	---	---		
CATTLE	HNO				
MEATS AND MEAT PRODUCTS	MT	88	130	227	433
MEATS--FRESH,FROZEN	MT	37	49	114	210
BEEF AND VEAL	MT	13	17	49	110
PORK	MT	17	28	49	77
VARIETY MEATS	MT	4	1	4	9
MEATS--PREP,PRES	MT	51	81	113	223
BEEF	MT	19	15	46	40
PORK	MT	9	12	16	31
POULTRY & POULTRY PRODS	NA	---	---	31	55
POULTRY--LIVE	NA	---	---	4	0
BABY CHICKS--BREEDER	HNO	1	0	4	0
BABY CHICKS--EX BRDR	HNO				
POULTRY MEATS	MT	14	27	26	49
POULTRY MEAT--FR,FRZ	MT	14	26	26	43
CHICKENS	MT	5	6	13	13
TURKEYS	MT	3	11	5	19
POULTRY MEATS--PREP	MT	0	1	1	6
EGGS	NA	---	---	0	6
DAIRY PRODUCTS	NA	---	---	116	203
EVAP & COND MILK	MT	1	2	1	2
NONFAT DRY MILK	MT	1	2	3	7
BUTTER & ANHYDROUS	MT	0	0	0	1
CHEESE	MT	13	33	82	110
FATS,OILS AND GREASES	MT	4	7	6	8
LARD	MT	4	0	6	0
TALLOW--INEDIBLE	MT				
HIDES AND SKINS	NA	---	---		
CATTLE HIDES	HNO				
CATTLE HIDES--WHOLE	HNO				
FURSKINS	NA	---	---		
OTHER ANIMAL PRODUCTS	NA	---	---	3	7
GRAINS AND PREPARATIONS	NA	---	---	13981	15730
WHEAT AND PRODUCTS	MT	19512	15798	2393	2626
WHEAT AND WHEAT FLOUR	MT	19390	15764	2352	2618
WHEAT	MT	18916	15402	2323	2564
WHEAT FLOUR--GR EQ	MT	474	362	28	52
BULGUR & ROLLED WHEAT	MT	122	18	41	2
RICE	MT	43176	44600	11232	12521
GRAINS & PREP---CONTINUED					

COMMODITY GROUP	UNIT	QUANTITY 1978	QUANTITY 1979	VALUE 1978 $1,000	VALUE 1979 $1,000
FEED GRAINS & PRODUCTS	MT	1078	332	136	66
FEED GRAINS	MT	527	0	45	0
BARLEY	MT				
CORN	MT	527	0	45	0
GRAIN SORGHUMS	MT				
OATS	MT				
BLENDED FOOD PRODUCTS	MT	78	40	29	17
FRUITS AND PREPARATIONS	NA	---	---	180	338
FRESH	MT	99	169	51	83
CITRUS	MT	3	6	1	3
OTHER	MT	96	163	50	81
DRIED	MT	14	4	26	8
CANNED	MT	28	63	27	80
FRUIT JUICES	MLT	75	152	60	181
NUTS AND PREPARATIONS	NA	---	---	138	187
VEGETABLES & PREPARATIONS	NA	---	---	1068	1942
FRESH	MT	24	8	32	7
VEGETABLES--FROZEN	MT	66	72	82	90
PULSES	MT	212	192	69	182
DRIED BEANS	MT	168	116	27	73
DRIED PEAS	MT	36	37	30	25
DRIED LENTILS	MT	8	39	10	24
CANNED	MT	579	1135	453	996
HOPS--INC EXTRACT EQ	MT	6	19	12	45
FEEDS,FODDERS--EX OILCAKE	NA	---	---	83	309
CORN BYPRODUCTS	MT	0	181	0	17
ALFALFA MEAL AND CUBES	MT				
OILSEEDS AND PRODUCTS	NA	---	---	509	735
OILCAKE AND MEAL	MT	0	15	0	17
SOYBEAN	MT				
OILSEEDS	NA	---	---		
SOYBEANS	MT				
OILS AND WAXES--VEG	MT	508	674	504	717
OILS--SOYA,COTTONSEED	MT	234	271	206	269
SOYBEAN	MT	227	269	199	266
COTTONSEED	MT	7	2	7	3
TOBACCO,UNMANUFACTURED	MT				
BURLEY	MT				
FLUE-CURED	MT				
COTTON--EX LINTERS	MT				
COTTON LINTERS	MT				
ESSENTIAL OILS	MT	0	1	0	3
SEEDS--FIELD AND GARDEN	NA	---	---	3	6
OTHER VEGETABLE PRODS	NA	---	---	911	1433

TABLE 1 --U.S. AGRICULTURAL EXPORTS: QUANTITY AND VALUE, COUNTRY BY COMMODITY GROUP, FISCAL YEARS 1978 AND 1979

COUNTRY AND COMMODITY GROUP	UNIT	QUANTITY 1978	QUANTITY 1979	VALUE 1978 $1,000	VALUE 1979 $1,000
766 ZAIRE					
TOTAL	---	---	---	25657	44409
ANIMALS & ANIMAL PRODUCTS	NA	---	---	306	1140
ANIMALS-LIVE,EX POULTRY	NA	---	---		
CATTLE	HNO				
MEATS AND MEAT PRODUCTS	MT	40	79	206	167
MEATS-FRESH,FROZEN	MT	31	15	152	77
BEEF AND VEAL	MT	27	9	137	55
PORK	MT	4	5	14	20
VARIETY MEATS	MT	0	1	1	2
MEATS-PREP,PRES	MT	15	64	54	89
BEEF	MT	0	0	0	6
PORK	MT	12	6	44	22
POULTRY & POULTRY PRODS	NA	---	---	16	128
POULTRY-LIVE	NA	---	---	4	4
BABY CHICKS-BREEDER	HNO	3	2	4	4
BABY CHICKS-EX BRDR	HNO				
POULTRY MEATS	MT	6	102	11	123
POULTRY MEAT-FR,FRZ	MT	6	102	11	123
CHICKENS	MT	5	97	10	112
TURKEYS	MT	1	5	2	11
POULTRY MEATS-PREP	MT				
EGGS	NA	---	---		
DAIRY PRODUCTS	NA	---	---	61	842
EVAP & COND MILK	MT	0	37	0	10
NONFAT DRY MILK	MT	84	1589	42	709
BUTTER & ANHYDROUS	MT				
CHEESE	MT	3	2	9	6
FATS,OILS AND GREASES	MT	35	6	23	6
LARD	MT	6	0	5	0
TALLOW-INEDIBLE	MT				
HIDES AND SKINS	NA	---	---		
CATTLE HIDES	HNO				
CATTLE HIDES-WHOLE	HNO				
FURSKINS	NA	---	---		
OTHER ANIMAL PRODUCTS	NA	---	---	1	1
GRAINS AND PREPARATIONS	NA	---	---	19433	33381
WHEAT AND PRODUCTS	MT	98409	148654	14643	24568
WHEAT AND WHEAT FLOUR	MT	98409	141129	14643	22918
WHEAT	MT	98397	140484	14640	22822
WHEAT FLOUR-GR EQ	MT	12	645	3	96
BULGUR & ROLLED WHEAT	MT	0	7524	0	1649
RICE	MT	13675	30358	4229	8615
GRAINS & PREP---CONTINUED					
FEED GRAINS & PRODUCTS	MT	5250	1044	556	120
FEED GRAINS	MT	5250	0	556	0
BARLEY	MT				
CORN	MT	5250	0	556	0
GRAIN SORGHUMS	MT				
OATS	MT				
BLENDED FOOD PRODUCTS	MT	0	19	0	25
FRUITS AND PREPARATIONS	NA	---	---	20	27
FRESH	MT				
CITRUS	MT				
OTHER	MT				
DRIED	MT	0	1	0	2
CANNED	MT	2	9	3	11
FRUIT JUICES	MLT	7	14	16	14
NUTS AND PREPARATIONS	NA	---	---	3	7
VEGETABLES & PREPARATIONS	NA	---	---	1344	484
FRESH	MT	0	6	1	4
VEGETABLES-FROZEN	MT				
PULSES	MT	120	457	28	165
DRIED BEANS	MT	120	392	28	127
DRIED PEAS	MT	0	45	0	39
DRIED LENTILS	MT				
CANNED	MT	33	156	86	218
HOPS-INC EXTRACT EQ	MT	32	0	82	0
FEEDS,FODDERS-EX OILCAKE	NA	---	---	48	2
CORN BYPRODUCTS	MT				
ALFALFA MEAL AND CUBES	MT				
OILSEEDS AND PRODUCTS	NA	---	---	60	493
OILCAKE AND MEAL	MT	220	298	58	79
SOYBEAN	MT	220	298	58	79
OILSEEDS	NA	---	---		
SOYBEANS	MT				
OILS AND WAXES-VEG	MT	2	462	2	414
OILS-SOYA,COTTONSEED	MT	0	457	0	401
SOYBEAN	MT	0	457	0	401
COTTONSEED	MT				
TOBACCO,UNMANUFACTURED	MT	1177	1084	4110	3998
BURLEY	MT	282	168	1089	724
FLUE-CURED	MT	788	264	2998	1105
COTTON-EX LINTERS	MT	0	2424	0	8519
COTTON LINTERS	MT				
ESSENTIAL OILS	MT				
SEEDS-FIELD AND GARDEN	NA	---	---	2	0
OTHER VEGETABLE PRODS	NA	---	---	329	356

TABLE 1--U.S. AGRICULTURAL EXPORTS: QUANTITY AND VALUE, COUNTRY BY COMMODITY GROUP, FISCAL YEARS 1978 AND 1979

COUNTRY AND COMMODITY GROUP	UNIT	QUANTITY 1978	QUANTITY 1979	VALUE 1978 $1,000	VALUE 1979 $1,000
707 BURUNDI					
TOTAL	---	---	---	2064	1681
ANIMALS & ANIMAL PRODUCTS	NA	---	---	556	302
ANIMALS-LIVE,EX POULTRY	NA	---	---		
CATTLE	HNO				
MEATS AND MEAT PRODUCTS	MT				
MEATS-FRESH,FROZEN	MT				
BEEF AND VEAL	MT				
PORK	MT				
VARIETY MEATS	MT				
MEATS-PREP,PRES	MT				
BEEF	MT				
PORK	MT				
POULTRY & POULTRY PRODS	NA	---	---		
POULTRY-LIVE	NA	---	---		
BABY CHICKS-BREEDER	HNO				
BABY CHICKS-EX BROR	HNO				
POULTRY MEATS	MT				
POULTRY MEAT-FR,FRZ	MT				
CHICKENS	MT				
TURKEYS	MT				
POULTRY MEATS-PREP	MT				
EGGS	NA	---	---		
DAIRY PRODUCTS	NA	---	---	543	302
EVAP & COND MILK	MT				
NONFAT DRY MILK	MT	481	819	522	302
BUTTER & ANHYDROUS	MT				
CHEESE	MT				
FATS,OILS AND GREASES	MT	15	0	13	0
LARD	MT				
TALLOW--INEDIBLE	MT				
HIDES AND SKINS	NA	---	---		
CATTLE HIDES	HNO				
CATTLE HIDES-WHOLE	HNO				
FURSKINS	NA	---	---		
OTHER ANIMAL PRODUCTS	NA	---	---		
GRAINS AND PREPARATIONS	NA	---	---	1074	982
WHEAT AND PRODUCTS	MT	3419	3033	456	502
WHEAT AND WHEAT FLOUR	MT	1647	1105	198	160
WHEAT	MT				
WHEAT FLOUR-GR EQ	MT	1647	1105	198	160
BULGUR & ROLLED WHEAT	MT	1772	1928	259	342
RICE	MT	4	2	3	2
GRAINS & PREP---CONTINUED					
FEED GRAINS & PRODUCTS	MT	2011	1935	207	202
FEED GRAINS	MT	135	192	14	22
BARLEY	MT				
CORN	MT				
GRAIN SORGHUMS	MT	135	192	14	22
OATS	MT				
BLENDED FOOD PRODUCTS	MT	1438	700	408	258
FRUITS AND PREPARATIONS	NA	---	---		
FRESH	MT				
CITRUS	MT				
OTHER	MT				
DRIED	MT				
CANNED	MT				
FRUIT JUICES	MLT				
NUTS AND PREPARATIONS	NA	---	---		
VEGETABLES & PREPARATIONS	NA	---	---	38	19
FRESH	MT				
VEGETABLES-FROZEN	MT				
PULSES	MT				
DRIED BEANS	MT				
DRIED PEAS	MT				
DRIED LENTILS	MT				
CANNED	MT				
HOPS-INC EXTRACT EQ	MT	16	10	38	19
FEEDS,FODDERS-EX OILCAKE	NA	---	---		
CORN BYPRODUCTS	MT				
ALFALFA MEAL AND CUBES	MT				
OILSEEDS AND PRODUCTS	NA	---	---	397	397
OILCAKE AND MEAL	MT				
SOYBEAN	MT				
OILSEEDS	NA	---	---		
SOYBEANS	MT				
OILS AND WAXES-VEG	MT	456	673	397	397
OILS-SOYA,COTTONSEED	MT	306	673	248	397
SOYBEAN	MT	306	673	248	397
COTTONSEED	MT				
TOBACCO,UNMANUFACTURED	MT				
BURLEY	MT				
FLUE-CURED	MT				
COTTON-EX LINTERS	MT				
COTTON LINTERS	MT				
ESSENTIAL OILS	MT				
SEEDS-FIELD AND GARDEN	NA	---	---		
OTHER VEGETABLE PRODS	NA	---	---		

TABLE 1--U.S. AGRICULTURAL EXPORTS: QUANTITY AND VALUE, COUNTRY BY COMMODITY GROUP, FISCAL YEARS 1978 AND 1979

COUNTRY AND COMMODITY GROUP	UNIT	QUANTITY 1978	QUANTITY 1979	VALUE 1978 $1,000	VALUE 1979 $1,000
769 RWANDA					
TOTAL	---	---	---	1605	1281
ANIMALS & ANIMAL PRODUCTS	NA	---	---	572	183
ANIMALS-LIVE,EX POULTRY	NA	---	---		
CATTLE	HNO				
MEATS AND MEAT PRODUCTS	MT				
MEATS-FRESH,FROZEN	MT				
BEEF AND VEAL	MT				
PORK	MT				
VARIETY MEATS	MT				
MEATS-PREP,PRES	MT				
BEEF	MT				
PORK	MT				
POULTRY & POULTRY PRODS	NA	---	---		
POULTRY-LIVE	NA	---	---		
BABY CHICKS-BREEDER	HNO				
BABY CHICKS-EX BRDR	HNO				
POULTRY MEATS	MT				
POULTRY MEAT-FR,FRZ	MT				
CHICKENS	MT				
TURKEYS	MT				
POULTRY MEATS-PREP	MT				
EGGS	NA	---	---		
DAIRY PRODUCTS	NA	---	---	570	183
EVAP & COND MILK	MT				
NONFAT DRY MILK	MT	508	313	492	110
BUTTER & ANHYDROUS	MT				
CHEESE	MT				
FATS,OILS AND GREASES	MT				
LARD	MT				
TALLOW-INEDIBLE	MT				
HIDES AND SKINS	NA	---	---		
CATTLE HIDES	HNO				
CATTLE HIDES-WHOLE	HNO				
FURSKINS	NA	---	---		
OTHER ANIMAL PRODUCTS	NA	---	---	2	0
GRAINS AND PREPARATIONS	NA	---	---	615	694
WHEAT AND PRODUCTS	MT	989	1573	127	236
WHEAT AND WHEAT FLOUR	MT	935	1573	120	236
WHEAT	MT	23	0	6	0
WHEAT FLOUR-GR EQ	MT	912	1573	114	236
BULGUR & ROLLED WHEAT	MT	53	0	7	0
RICE	MT	184	455	60	139
GRAINS & PREP---CONTINUED					
FEED GRAINS & PRODUCTS	MT	599	2364	60	306
FEED GRAINS	MT				
BARLEY	MT				
CORN	MT				
GRAIN SORGHUMS	MT				
OATS	MT				
BLENDED FOOD PRODUCTS	MT	1270	88	345	13
FRUITS AND PREPARATIONS	NA	---	---		
FRESH	MT				
CITRUS	MT				
OTHER	MT				
DRIED	MT				
CANNED	MT				
FRUIT JUICES	MLT				
NUTS AND PREPARATIONS	NA	---	---		
VEGETABLES & PREPARATIONS	NA	---	---	73	78
FRESH	MT				
VEGETABLES-FROZEN	MT				
PULSES	MT				
DRIED BEANS	MT				
DRIED PEAS	MT				
DRIED LENTILS	MT				
CANNED	MT				
HOPS-INC EXTRACT EQ	MT	0	32	0	78
FEEDS,FODDERS-EX OILCAKE	NA	---	---		
CORN BYPRODUCTS	MT				
ALFALFA MEAL AND CUBES	MT				
OILSEEDS AND PRODUCTS	NA	---	---	384	325
OILCAKE AND MEAL	MT				
SOYBEAN	MT				
OILSEEDS	NA	---	---		
SOYBEANS	MT				
OILS AND WAXES-VEG	MT	938	367	384	325
OILS-SOYA,COTTONSEED	MT	340	367	290	325
SOYBEAN	MT	340	367	290	325
COTTONSEED	MT				
TOBACCO,UNMANUFACTURED	MT				
BURLEY	MT				
FLUE-CURED	MT				
COTTON-EX LINTERS	MT				
COTTON LINTERS	MT				
ESSENTIAL OILS	MT				
SEEDS-FIELD AND GARDEN	NA	---	---	1	0
OTHER VEGETABLE PRODS	NA	---	---		

TABLE 1--U.S. AGRICULTURAL EXPORTS: QUANTITY AND VALUE, COUNTRY BY COMMODITY GROUP, FISCAL YEARS 1978 AND 1979

COUNTRY AND COMMODITY GROUP	UNIT	QUANTITY 1978	QUANTITY 1979	VALUE 1978 $1,000	VALUE 1979 $1,000
770 SOMALIA					
TOTAL	---	---	---	14307	16140
ANIMALS & ANIMAL PRODUCTS	NA	---	---	3769	1
ANIMALS-LIVE,EX POULTRY	NA	---	---		
CATTLE	HNO				
MEATS AND MEAT PRODUCTS	MT	0	0	0	1
MEATS-FRESH,FROZEN	MT				
BEEF AND VEAL	MT				
PORK	MT				
VARIETY MEATS	MT				
MEATS-PREP,PRES	MT	0	0	0	1
BEEF	MT	0	0	0	1
PORK	MT				
POULTRY & POULTRY PRODS	NA	---	---		
POULTRY-LIVE	NA	---	---		
BABY CHICKS-BREEDER	HNO				
BABY CHICKS-EX BROR	HNO				
POULTRY MEATS	MT				
POULTRY MEAT-FR,FRZ	MT				
CHICKENS	MT				
TURKEYS	MT				
POULTRY MEATS-PREP	MT				
EGGS	NA	---	---		
DAIRY PRODUCTS	NA	---	---	3694	0
EVAP & COND MILK	MT				
NONFAT DRY MILK	MT	2471	0	3694	0
BUTTER & ANHYDROUS	MT				
CHEESE	MT				
FATS,OILS AND GREASES	MT				
LARD	MT				
TALLOW-INEDIBLE	MT				
HIDES AND SKINS	NA	---	---	75	0
CATTLE HIDES	HNO	3	0	75	0
CATTLE HIDES-WHOLE	HNO	3	0	75	0
FURSKINS	NA	---	---		
OTHER ANIMAL PRODUCTS	NA	---	---		
GRAINS AND PREPARATIONS	NA	---	---	6687	11089
WHEAT AND PRODUCTS	MT	7161	20583	1168	3549
WHEAT AND WHEAT FLOUR	MT	7161	20583	1168	3549
WHEAT	MT	7161	11934	1168	1961
WHEAT FLOUR-GR EQ	MT	0	8649	0	1588
BULGUR & ROLLED WHEAT	MT				
RICE	MT	13101	16585	3798	5107
GRAINS & PREP---CONTINUED					
FEED GRAINS & PRODUCTS	MT	12172	17997	1491	2008
FEED GRAINS	MT	12172	17997	1491	2008
BARLEY	MT				
CORN	MT	12172	17997	1491	2008
GRAIN SORGHUMS	MT				
OATS	MT				
BLENDED FOOD PRODUCTS	MT	660	1121	231	422
FRUITS AND PREPARATIONS	NA	---	---	0	4
FRESH	MT				
CITRUS	MT				
OTHER	MT				
DRIED	MT				
CANNED	MT				
FRUIT JUICES	MLT	0	5	0	4
NUTS AND PREPARATIONS	NA	---	---		
VEGETABLES & PREPARATIONS	NA	---	---	0	0
FRESH	MT				
VEGETABLES-FROZEN	MT				
PULSES	MT				
DRIED BEANS	MT				
DRIED PEAS	MT				
DRIED LENTILS	MT				
CANNED	MT				
HOPS-INC EXTRACT EQ	MT				
FEEDS,FODDERS-EX OILCAKE	NA	---	---		
CORN BYPRODUCTS	MT				
ALFALFA MEAL AND CUBES	MT				
OILSEEDS AND PRODUCTS	NA	---	---	3852	5000
OILCAKE AND MEAL	MT				
SOYBEAN	MT				
OILSEEDS	NA	---	---		
SOYBEANS	MT				
OILS AND WAXES-VEG	MT	4979	5201	3852	5000
OILS-SOYA,COTTONSEED	MT	4691	5201	3598	5000
SOYBEAN	MT	4691	5201	3598	5000
COTTONSEED	MT				
TOBACCO,UNMANUFACTURED	MT				
BURLEY	MT				
FLUE-CURED	MT				
COTTON-EX LINTERS	MT				
COTTON LINTERS	MT				
ESSENTIAL OILS	MT				
SEEDS-FIELD AND GARDEN	NA	---	---	0	2
OTHER VEGETABLE PRODS	NA	---	---	0	40

TABLE 1--U.S. AGRICULTURAL EXPORTS: QUANTITY AND VALUE, COUNTRY BY COMMODITY GROUP, FISCAL YEARS 1978 AND 1979

COUNTRY AND COMMODITY GROUP	UNIT	QUANTITY 1978	QUANTITY 1979	VALUE 1978 $1,000	VALUE 1979 $1,000
774 ETHIOPIA					
TOTAL	---	---	---	2806	16740
ANIMALS & ANIMAL PRODUCTS	NA	---	---	19	256
ANIMALS-LIVE,EX POULTRY	NA	---	---		
CATTLE	HNO				
MEATS AND MEAT PRODUCTS	MT				
MEATS-FRESH,FROZEN	MT				
BEEF AND VEAL	MT				
PORK	MT				
VARIETY MEATS	MT				
MEATS-PREP,PRES	MT				
BEEF	MT				
PORK	MT				
POULTRY & POULTRY PRODS	NA	---	---		
POULTRY-LIVE	NA	---	---		
BABY CHICKS-BREEDER	HNO				
BABY CHICKS-EX BRDR	HNO				
POULTRY MEATS	MT				
POULTRY MEAT-FR,FRZ	MT				
CHICKENS	MT				
TURKEYS	MT				
POULTRY MEATS-PREP	MT				
EGGS	NA	---	---		
DAIRY PRODUCTS	NA	---	---	19	256
EVAP & COND MILK	MT				
NONFAT DRY MILK	MT				
BUTTER & ANHYDROUS	MT				
CHEESE	MT				
FATS,OILS AND GREASES	MT				
LARD	MT				
TALLOW-INEDIBLE	MT				
HIDES AND SKINS	NA	---	---		
CATTLE HIDES	HNO				
CATTLE HIDES-WHOLE	HNO				
FURSKINS	NA	---	---		
OTHER ANIMAL PRODUCTS	NA	---	---	0	1
GRAINS AND PREPARATIONS	NA	---	---	2179	14461
WHEAT AND PRODUCTS	MT	5293	58387	804	8111
WHEAT AND WHEAT FLOUR	MT	5293	58387	804	8111
WHEAT	MT	5000	58387	747	8111
WHEAT FLOUR-GR EQ	MT	293	0	56	0
BULGUR & ROLLED WHEAT	MT				
RICE	MT	149	108	107	87

GRAINS & PREP---CONTINUED

COMMODITY GROUP	UNIT	QUANTITY 1978	QUANTITY 1979	VALUE 1978 $1,000	VALUE 1979 $1,000
FEED GRAINS & PRODUCTS	MT	0	32450	0	4016
FEED GRAINS	MT	0	32454	0	4016
BARLEY	MT	0	10455	0	1066
CORN	MT	0	21999	0	2970
GRAIN SORGHUMS	MT				
OATS	MT				
BLENDED FOOD PRODUCTS	MT	3037	6445	1265	2227
FRUITS AND PREPARATIONS	NA	---	---	0	4
FRESH	MT				
CITRUS	MT				
OTHER	MT				
DRIED	MT				
CANNED	MT	0	1	0	4
FRUIT JUICES	MLT				
NUTS AND PREPARATIONS	NA	---	---		
VEGETABLES & PREPARATIONS	NA	---	---	38	19
FRESH	MT				
VEGETABLES-FROZEN	MT				
PULSES	MT				
DRIED BEANS	MT				
DRIED PEAS	MT				
DRIED LENTILS	MT				
CANNED	MT				
HOPS-INC EXTRACT EQ	MT	1	1	1	1
FEEDS,FOUDERS-EX OILCAKE	NA	---	---		
CORN BYPRODUCTS	MT				
ALFALFA MEAL AND CUBES	MT				
OILSEEDS AND PRODUCTS	NA	---	---	201	1128
OILCAKE AND MEAL	MT				
SOYBEAN	MT				
OILSEEDS	NA	---	---		
SOYBEANS	MT				
OILS AND WAXES-VEG	MT	200	1225	201	1128
OILS-SOYA,COTTONSEED	MT	57	1225	46	1128
SOYBEAN	MT	57	1225	46	1128
COTTONSEED	MT				
TOBACCO,UNMANUFACTURED	MT				
BURLEY	MT				
FLUE-CURED	MT				
COTTON-EX LINTERS	MT				
COTTON LINTERS	MT				
ESSENTIAL OILS	MT	0	3	0	18
SEEDS-FIELD AND GARDEN	NA	---	---	5	0
OTHER VEGETABLE PRODS	NA	---	---	369	453

TABLE 1 -- U.S. AGRICULTURAL EXPORTS: QUANTITY AND VALUE, COUNTRY BY COMMODITY GROUP, FISCAL YEARS 1978 AND 1979

COUNTRY AND COMMODITY GROUP	UNIT	QUANTITY 1978	QUANTITY 1979	VALUE 1978 $1,000	VALUE 1979 $1,000
777 DJIBOUTI					
TOTAL	---	---	---	2789	5586
ANIMALS & ANIMAL PRODUCTS	NA	---	---		
ANIMALS-LIVE,EX POULTRY	NA	---	---		
CATTLE	NNO				
MEATS AND MEAT PRODUCTS	MT				
MEATS-FRESH,FROZEN	MT				
BEEF AND VEAL	MT				
PORK	MT				
VARIETY MEATS	MT				
MEATS-PREP,PRES	MT				
BEEF	MT				
PORK	MT				
POULTRY & POULTRY PRODS	NA	---	---		
POULTRY-LIVE	NA	---	---		
BABY CHICKS-BREEDER	NNO				
BABY CHICKS-EX BROR	NNO				
POULTRY MEATS	MT				
POULTRY MEAT-FR,FRZ	MT				
CHICKENS	MT				
TURKEYS	MT				
POULTRY MEATS-PREP	MT				
EGGS	NA	---	---		
DAIRY PRODUCTS	NA	---	---		
EVAP & COND MILK	MT				
NONFAT DRY MILK	MT				
BUTTER & ANHYDROUS	MT				
CHEESE	MT				
FATS,OILS AND GREASES	MT				
LARD	MT				
TALLOW-INEDIBLE	MT				
HIDES AND SKINS	NA	---	---		
CATTLE HIDES	MNO				
CATTLE HIDES-WHOLE	MNO				
FURSKINS	NA	---	---		
OTHER ANIMAL PRODUCTS	NA	---	---		
GRAINS AND PREPARATIONS	NA	---	---	2720	5208
WHEAT AND PRODUCTS	MT				
WHEAT AND WHEAT FLOUR	MT				
WHEAT	MT				
WHEAT FLOUR-GR EQ	MT				
BULGUR & ROLLED WHEAT	MT				
RICE	MT	4448	10565	2391	5048

GRAINS & PREP---CONTINUED

COMMODITY GROUP	UNIT	QUANTITY 1978	QUANTITY 1979	VALUE 1978 $1,000	VALUE 1979 $1,000
FEED GRAINS & PRODUCTS	MT	1600	1279	176	144
FEED GRAINS	MT				
BARLEY	MT				
CORN	MT				
GRAIN SORGHUMS	MT				
OATS	MT				
BLENDED FOOD PRODUCTS	MT				
FRUITS AND PREPARATIONS	NA	---	---		
FRESH	MT				
CITRUS	MT				
OTHER	MT				
DRIED	MT				
CANNED	MT				
FRUIT JUICES	MLT				
NUTS AND PREPARATIONS	NA	---	---		
VEGETABLES & PREPARATIONS	NA	---	---		
FRESH	MT				
VEGETABLES-FROZEN	MT				
PULSES	MT				
DRIED BEANS	MT				
DRIED PEAS	MT				
DRIED LENTILS	MT				
CANNED	MT				
HOPS-INC EXTRACT EQ	MT				
FEEDS,FODDERS-EX OILCAKE	NA	---	---		
CORN BYPRODUCTS	MT				
ALFALFA MEAL AND CUBES	MT				
OILSEEDS AND PRODUCTS	NA	---	---	60	0
OILCAKE AND MEAL	MT				
SOYBEAN	MT				
OILSEEDS	NA	---	---		
SOYBEANS	MT				
OILS AND FAXES-VEG	MT	70	0	60	0
OILS-SOYA,COTTONSEED	MT	70	0	60	0
SOYBEAN	MT	70	0	60	0
COTTONSEED	MT				
TOBACCO,UNMANUFACTURED	MT	0	80	0	349
BURLEY	MT				
FLUE-CURED	MT	0	80	0	349
COTTON-EX LINTERS	MT				
COTTON LINTERS	MT				
ESSENTIAL OILS	MT				
SEEDS-FIELD AND GARDEN	NA	---	---		
OTHER VEGETABLE PRODS	NA	---	---	0	33

TABLE 1--U.S. AGRICULTURAL EXPORTS: QUANTITY AND VALUE, COUNTRY BY COMMODITY GROUP, FISCAL YEARS 1978 AND 1979

COUNTRY AND COMMODITY GROUP	UNIT	QUANTITY 1978	QUANTITY 1979	VALUE 1978 $1,000	VALUE 1979 $1,000
779 KENYA					
TOTAL	---	---	---	13844	2539
ANIMALS & ANIMAL PRODUCTS	NA	---	---	631	415
ANIMALS-LIVE,EX POULTRY	NA	---	---		
CATTLE	NNO				
MEATS AND MEAT PRODUCTS	MT				
MEATS-FRESH,FROZEN	MT				
BEEF AND VEAL	MT				
PORK	MT				
VARIETY MEATS	MT				
MEATS-PREP,PRES	MT				
BEEF	MT				
PORK	MT				
POULTRY & POULTRY PRODS	NA	---	---		
POULTRY-LIVE	NA	---	---		
BABY CHICKS-BREEDER	NNO				
BABY CHICKS-EX BRDR	NNO				
POULTRY MEATS	MT				
POULTRY MEAT-FR,FRZ	MT				
CHICKENS	MT				
TURKEYS	MT				
POULTRY MEATS-PREP	MT				
EGGS	NA	---	---		
DAIRY PRODUCTS	NA	---	---	43	149
EVAP & COND MILK	MT				
NONFAT DRY MILK	MT	0	208	0	80
BUTTER & ANHYDROUS	MT				
CHEESE	MT				
FATS,OILS AND GREASES	MT	1295	397	575	258
LARD	MT				
TALLOW-INEDIBLE	MT	1295	397	575	257
HIDES AND SKINS	NA	---	---		
CATTLE HIDES	NNO				
CATTLE HIDES-WHOLE	NNO				
FURSKINS	NA	---	---		
OTHER ANIMAL PRODUCTS	NA	---	---	13	8
GRAINS AND PREPARATIONS	NA	---	---	10455	873
WHEAT AND PRODUCTS	MT	84595	1617	9989	309
WHEAT AND WHEAT FLOUR	MT	83480	291	9831	46
WHEAT	MT	83462	0	9824	0
WHEAT FLOUR-GR EQ	MT	18	291	7	46
BULGUR & ROLLED WHEAT	MT	1115	1326	158	262
RICE	MT	59	0	21	0
GRAINS & PREP---CONTINUED					

COMMODITY GROUP	UNIT	QUANTITY 1978	QUANTITY 1979	VALUE 1978 $1,000	VALUE 1979 $1,000
FEED GRAINS & PRODUCTS	MT	27	336	13	44
FEED GRAINS	MT				
BARLEY	MT				
CORN	MT				
GRAIN SORGHUMS	MT				
OATS	MT				
BLENDED FOOD PRODUCTS	MT	1109	1524	401	508
FRUITS AND PREPARATIONS	NA	---	---	53	38
FRESH	MT				
CITRUS	MT				
OTHER	MT				
DRIED	MT	27	15	42	29
CANNED	MT	5	4	10	9
FRUIT JUICES	MLT				
NUTS AND PREPARATIONS	NA	---	---	82	86
VEGETABLES & PREPARATIONS	NA	---	---	132	16
FRESH	MT				
VEGETABLES-FROZEN	MT				
PULSES	MT	112	0	8	0
DRIED BEANS	MT	111	0	7	0
DRIED PEAS	MT				
DRIED LENTILS	MT	1	0	2	0
CANNED	MT	1	0	3	0
HOPS-INC EXTRACT EQ	MT				
FEEDS,FODDERS-EX OILCAKE	NA	---	---	0	0
CORN BYPRODUCTS	MT				
ALFALFA MEAL AND CUBES	MT				
OILSEEDS AND PRODUCTS	NA	---	---	321	571
OILCAKE AND MEAL	MT				
SOYBEAN	MT				
OILSEEDS	NA	---	---	0	4
SOYBEANS	MT				
OILS AND WAXES-VEG	MT	370	666	321	568
OILS-SOYA,COTTONSEED	MT	261	648	209	548
SOYBEAN	MT	261	648	209	548
COTTONSEED	MT				
TOBACCO,UNMANUFACTURED	MT	627	0	1564	0
BURLEY	MT				
FLUE-CURED	MT	411	0	1501	0
COTTON-EX LINTERS	MT				
COTTON LINTERS	MT				
ESSENTIAL OILS	MT	4	5	43	64
SEEDS-FIELD AND GARDEN	NA	---	---	253	175
OTHER VEGETABLE PRODS	NA	---	---	306	302

TABLE 1--U.S. AGRICULTURAL EXPORTS: QUANTITY AND VALUE, COUNTRY BY COMMODITY GROUP, FISCAL YEARS 1978 AND 1979

COUNTRY AND COMMODITY GROUP	UNIT	QUANTITY 1978	QUANTITY 1979	VALUE 1978 $1,000	VALUE 1979 $1,000
780 SEYCHELLES					
TOTAL	---	---	---	81	61
ANIMALS & ANIMAL PRODUCTS	NA	---	---		
ANIMALS-LIVE,EX POULTRY	NA	---	---		
CATTLE	NNO				
MEATS AND MEAT PRODUCTS	MT				
MEATS-FRESH,FROZEN	MT				
BEEF AND VEAL	MT				
PORK	MT				
VARIETY MEATS	MT				
MEATS-PREP,PRES	MT				
BEEF	MT				
PORK	MT				
POULTRY & POULTRY PRODS	NA	---	---		
POULTRY-LIVE	NA	---	---		
BABY CHICKS-BREEDER	NNO				
BABY CHICKS-EX BRDR	NNO				
POULTRY MEATS	MT				
POULTRY MEAT-FR,FRZ	MT				
CHICKENS	MT				
TURKEYS	MT				
POULTRY MEATS-PREP	MT				
EGGS	NA	---	---		
DAIRY PRODUCTS	NA	---	---		
EVAP & COND MILK	MT				
NONFAT DRY MILK	MT				
BUTTER & ANHYDROUS	MT				
CHEESE	MT				
FATS,OILS AND GREASES	MT				
LARD	MT				
TALLOW-INEDIBLE	MT				
HIDES AND SKINS	NA	---	---		
CATTLE HIDES	NNO				
CATTLE HIDES-WHOLE	NNO				
FURSKINS	NA	---	---		
OTHER ANIMAL PRODUCTS	NA	---	---		
GRAINS AND PREPARATIONS	NA	---	---	26	34
WHEAT AND PRODUCTS	MT	52	58	8	10
WHEAT AND WHEAT FLOUR	MT				
WHEAT	MT				
WHEAT FLOUR-GR EQ	MT				
BULGUR & ROLLED WHEAT	MT	52	58	8	10
RICE	MT				
GRAINS & PREP---CONTINUED					

COMMODITY GROUP	UNIT	QUANTITY 1978	QUANTITY 1979	VALUE 1978 $1,000	VALUE 1979 $1,000
FEED GRAINS & PRODUCTS	MT				
FEED GRAINS	MT				
BARLEY	MT				
CORN	MT				
GRAIN SORGHUMS	MT				
OATS	MT				
BLENDED FOOD PRODUCTS	MT	57	67	15	24
FRUITS AND PREPARATIONS	NA	---	---		
FRESH	MT				
CITRUS	MT				
OTHER	MT				
DRIED	MT				
CANNED	MT				
FRUIT JUICES	MLT				
NUTS AND PREPARATIONS	NA	---	---		
VEGETABLES & PREPARATIONS	NA	---	---	8	8
FRESH	MT				
VEGETABLES-FROZEN	MT				
PULSES	MT				
DRIED BEANS	MT				
DRIED PEAS	MT				
DRIED LENTILS	MT				
CANNED	MT				
HOPS-INC EXTRACT EQ	MT				
FEEDS,FODDERS-EX OILCAKE	NA	---	---		
CORN BYPRODUCTS	MT				
ALFALFA MEAL AND CUBES	MT				
OILSEEDS AND PRODUCTS	NA	---	---	41	12
OILCAKE AND MEAL	MT				
SOYBEAN	MT				
OILSEEDS	NA	---	---		
SOYBEANS	MT				
OILS AND WAXES-VEG	MT	47	13	41	12
OILS-SOYA,COTTONSEED	MT	26	13	22	12
SOYBEAN	MT	26	13	22	12
COTTONSEED	MT				
TOBACCO,UNMANUFACTURED	MT	3	2	12	7
BURLEY	MT				
FLUE-CURED	MT	3	2	12	7
COTTON-EX LINTERS	MT				
COTTON LINTERS	MT				
ESSENTIAL OILS	MT				
SEEDS-FIELD AND GARDEN	NA	---	---		
OTHER VEGETABLE PRODS	NA	---	---	2	0

TABLE 1**U.S. AGRICULTURAL EXPORTS: QUANTITY AND VALUE, COUNTRY BY COMMODITY GROUP, FISCAL YEARS 1978 AND 1979

COUNTRY AND COMMODITY GROUP	UNIT	QUANTITY 1978	QUANTITY 1979	VALUE 1978 $1,000	VALUE 1979 $1,000
781 BRITISH INDIAN OCEAN TERR					
TOTAL	***	***	***	0	387
ANIMALS & ANIMAL PRODUCTS	NA	***	***		
ANIMALS-LIVE,EX POULTRY	NA	***	***		
CATTLE	HNO				
MEATS AND MEAT PRODUCTS	MT				
MEATS-FRESH,FROZEN	MT				
BEEF AND VEAL	MT				
PORK	MT				
VARIETY MEATS	MT				
MEATS-PREP,PRES	MT				
BEEF	MT				
PORK	MT				
POULTRY & POULTRY PRODS	NA	***	***		
POULTRY-LIVE	NA	***	***		
BABY CHICKS-BREEDER	HNO				
BABY CHICKS-EX BRDR	HNO				
POULTRY MEATS	MT				
POULTRY MEAT-FR,FRZ	MT				
CHICKENS	MT				
TURKEYS	MT				
POULTRY MEATS-PREP	MT				
EGGS	NA	***	***		
DAIRY PRODUCTS	NA	***	***		
EVAP & COND MILK	MT				
NONFAT DRY MILK	MT				
BUTTER & ANHYDROUS	MT				
CHEESE	MT				
FATS,OILS AND GREASES	MT				
LARD	MT				
TALLOW-INEDIBLE	MT				
HIDES AND SKINS	NA	***	***		
CATTLE HIDES	HNO				
CATTLE HIDES-WHOLE	HNO				
FURSKINS	NA	***	***		
OTHER ANIMAL PRODUCTS	NA	***	***		
GRAINS AND PREPARATIONS	NA	***	***	0	387
WHEAT AND PRODUCTS	MT				
WHEAT AND WHEAT FLOUR	MT				
WHEAT	MT				
WHEAT FLOUR-GR EQ	MT				
BULGUR & ROLLED WHEAT	MT				
RICE	MT	0	1350	0	387
GRAINS & PREP***CONTINUED					

COMMODITY GROUP	UNIT	QUANTITY 1978	QUANTITY 1979	VALUE 1978 $1,000	VALUE 1979 $1,000
FEED GRAINS & PRODUCTS	MT				
FEED GRAINS	MT				
BARLEY	MT				
CORN	MT				
GRAIN SORGHUMS	MT				
OATS	MT				
BLENDED FOOD PRODUCTS	MT				
FRUITS AND PREPARATIONS	NA	***	***		
FRESH	MT				
CITRUS	MT				
OTHER	MT				
DRIED	MT				
CANNED	MT				
FRUIT JUICES	MLT				
NUTS AND PREPARATIONS	NA	***	***		
VEGETABLES & PREPARATIONS	NA	***	***		
FRESH	MT				
VEGETABLES-FROZEN	MT				
PULSES	MT				
DRIED BEANS	MT				
DRIED PEAS	MT				
DRIED LENTILS	MT				
CANNED	MT				
HOPS-INC EXTRACT EQ	MT				
FEEDS,FODDERS-EX OILCAKE	NA	***	***		
CORN BYPRODUCTS	MT				
ALFALFA MEAL AND CUBES	MT				
OILSEEDS AND PRODUCTS	NA	***	***		
OILCAKE AND MEAL	MT				
SOYBEAN	MT				
OILSEEDS	NA	***	***		
SOYBEANS	MT				
OILS AND WAXES-VEG	MT				
OILS-SOYA,COTTONSEED	MT				
SOYBEAN	MT				
COTTONSEED	MT				
TOBACCO,UNMANUFACTURED	MT				
BURLEY	MT				
FLUE-CURED	MT				
COTTON-EX LINTERS	MT				
COTTON LINTERS	MT				
ESSENTIAL OILS	MT				
SEEDS-FIELD AND GARDEN	NA	***	***		
OTHER VEGETABLE PRODS	NA	***	***		

TABLE 1 -- U.S. AGRICULTURAL EXPORTS: QUANTITY AND VALUE, COUNTRY BY COMMODITY GROUP, FISCAL YEARS 1978 AND 1979

COUNTRY AND COMMODITY GROUP	UNIT	QUANTITY 1978	QUANTITY 1979	VALUE 1978 $1,000	VALUE 1979 $1,000
783 TANZANIA					
TOTAL	---	---	---	13502	3214
ANIMALS & ANIMAL PRODUCTS	NA	---	---	1203	299
ANIMALS-LIVE,EX POULTRY	NA	---	---	82	200
CATTLE	HNO	0	0	82	200
MEATS AND MEAT PRODUCTS	MT				
MEATS-FRESH,FROZEN	MT				
BEEF AND VEAL	MT				
PORK	MT				
VARIETY MEATS	MT				
MEATS-PREP,PRES	MT				
BEEF	MT				
PORK	MT				
POULTRY & POULTRY PRODS	NA	---	---	1	0
POULTRY-LIVE	NA	---	---		
BABY CHICKS-BREEDER	HNO				
BABY CHICKS-EX BROR	HNO				
POULTRY MEATS	MT	1	0	1	0
POULTRY MEAT-PR,FRZ	MT				
CHICKENS	MT				
TURKEYS	MT				
POULTRY MEATS-PREP	MT	1	0	1	0
EGGS	NA	---	---		
DAIRY PRODUCTS	NA	---	---	434	79
EVAP & COND MILK	MT				
NONFAT DRY MILK	MT	0	42	0	15
BUTTER & ANHYDROUS	MT				
CHEESE	MT				
FATS,OILS AND GREASES	MT	1182	0	502	0
LARD	MT				
TALLOW-INEDIBLE	MT	1182	0	502	0
HIDES AND SKINS	NA	---	---		
CATTLE HIDES	HNO				
CATTLE HIDES-WHOLE	HNO				
FURSKINS	NA	---	---		
OTHER ANIMAL PRODUCTS	NA	---	---	185	21
GRAINS AND PREPARATIONS	NA	---	---	9859	2308
WHEAT AND PRODUCTS	MT	16906	10088	2056	1784
WHEAT AND WHEAT FLOUR	MT	15782	7806	1910	1337
WHEAT	MT	15782	7000	1910	1199
WHEAT FLOUR-GR EQ	MT	0	806	0	138
BULGUR & ROLLED WHEAT	MT	1124	2282	146	447
RICE	MT	19596	0	6507	0

GRAINS & PREP---CONTINUED

COMMODITY GROUP	UNIT	QUANTITY 1978	QUANTITY 1979	VALUE 1978 $1,000	VALUE 1979 $1,000
FEED GRAINS & PRODUCTS	MT	81	88	7	10
FEED GRAINS	MT				
BARLEY	MT				
CORN	MT				
GRAIN SORGHUMS	MT				
OATS	MT				
BLENDED FOOD PRODUCTS	MT	2852	1599	1260	514
FRUITS AND PREPARATIONS	NA	---	---		
FRESH	MT				
CITRUS	MT				
OTHER	MT				
DRIED	MT				
CANNED	MT				
FRUIT JUICES	MLT				
NUTS AND PREPARATIONS	NA	---	---		
VEGETABLES & PREPARATIONS	NA	---	---	12	34
FRESH	MT				
VEGETABLES-FROZEN	MT				
PULSES	MT	0	14	0	11
DRIED BEANS	MT	0	14	0	11
DRIED PEAS	MT				
DRIED LENTILS	MT				
CANNED	MT	10	16	12	23
HOPS-INC EXTRACT EQ	MT				
FEEDS,FODDERS-EX OILCAKE	NA	---	---		
CORN BYPRODUCTS	MT				
ALFALFA MEAL AND CUBES	MT				
OILSEEDS AND PRODUCTS	NA	---	---	2396	454
OILCAKE AND MEAL	MT	3659	0	540	0
SOYBEAN	MT	3659	0	540	0
OILSEEDS	NA	---	---		
SOYBEANS	MT				
OILS AND WAXES-VEG	MT	2978	516	1656	454
OILS-SOYA,COTTONSEED	MT	2241	516	1116	454
SOYBEAN	MT	2239	516	1114	454
COTTONSEED	MT	2	0	3	0
TOBACCO,UNMANUFACTURED	MT				
BURLEY	MT				
FLUE-CURED	MT				
COTTON-EX LINTERS	MT				
COTTON LINTERS	MT				
ESSENTIAL OILS	MT	12	0	23	0
SEEDS-FIELD AND GARDEN	NA	---	---	4	54
OTHER VEGETABLE PRODS	NA	---	---	5	64

TABLE 1--U.S. AGRICULTURAL EXPORTS: QUANTITY AND VALUE, COUNTRY BY COMMODITY GROUP, FISCAL YEARS 1978 AND 1979

COUNTRY AND COMMODITY GROUP	UNIT	QUANTITY 1978	QUANTITY 1979	VALUE 1978 $1,000	VALUE 1979 $1,000
705 MAURITIUS					
TOTAL	---	---	---	4345	4982
ANIMALS & ANIMAL PRODUCTS	NA	---	---	337	735
ANIMALS-LIVE,EX POULTRY	NA	---	---		
CATTLE	HNO				
MEATS AND MEAT PRODUCTS	MT				
MEATS-FRESH,FROZEN	MT				
BEEF AND VEAL	MT				
PORK	MT				
VARIETY MEATS	MT				
MEATS-PREP,PRES	MT				
BEEF	MT				
PORK	MT				
POULTRY & POULTRY PRODS	NA	---	---	1	0
POULTRY-LIVE	NA	---	---		
BABY CHICKS-BREEDER	HNO				
BABY CHICKS-EX BRDR	HNO				
POULTRY MEATS	MT				
POULTRY MEAT-FR,FRZ	MT				
CHICKENS	MT				
TURKEYS	MT				
POULTRY MEATS-PREP	MT				
EGGS	NA	---	---	1	0
DAIRY PRODUCTS	NA	---	---	336	0
EVAP & COND MILK	MT				
NONFAT DRY MILK	MT	209	0	336	0
BUTTER & ANHYDROUS	MT				
CHEESE	MT				
FATS,OILS AND GREASES	MT	0	1500	0	735
LARD	MT				
TALLOW-INEDIBLE	MT	0	1500	0	735
HIDES AND SKINS	NA	---	---		
CATTLE HIDES	HNO				
CATTLE HIDES-WHOLE	HNO				
FURSKINS	NA	---	---		
OTHER ANIMAL PRODUCTS	NA	---	---		
GRAINS AND PREPARATIONS	NA	---	---	21	1321
WHEAT AND PRODUCTS	MT				
WHEAT AND WHEAT FLOUR	MT				
WHEAT	MT				
WHEAT FLOUR-GR EQ	MT				
BULGUR & ROLLED WHEAT	MT				
RICE	MT	61	5526	21	1188
GRAINS & PREP---CONTINUED					
FEED GRAINS & PRODUCTS	MT				
FEED GRAINS	MT				
BARLEY	MT				
CORN	MT				
GRAIN SORGHUMS	MT				
OATS	MT				
BLENDED FOOD PRODUCTS	MT	0	415	0	137
FRUITS AND PREPARATIONS	NA	---	---	13	35
FRESH	MT				
CITRUS	MT				
OTHER	MT				
DRIED	MT	6	18	13	35
CANNED	MT				
FRUIT JUICES	MLT				
NUTS AND PREPARATIONS	NA	---	---	46	63
VEGETABLES & PREPARATIONS	NA	---	---	18	18
FRESH	MT				
VEGETABLES-FROZEN	MT				
PULSES	MT	1	0	1	0
DRIED BEANS	MT	1	0	1	0
DRIED PEAS	MT				
DRIED LENTILS	MT				
CANNED	MT				
HOPS-INC EXTRACT EQ	MT	4	5	13	16
FEEDS,FODDERS-EX OILCAKE	NA	---	---	6	2
CORN BYPRODUCTS	MT				
ALFALFA MEAL AND CUBES	MT				
OILSEEDS AND PRODUCTS	NA	---	---	1981	1293
OILCAKE AND MEAL	MT				
SOYBEAN	MT				
OILSEEDS	NA	---	---		
SOYBEANS	MT				
OILS AND WAXES-VEG	MT	4179	2099	1981	1293
OILS-SOYA,COTTONSEED	MT	4179	2099	1981	1293
SOYBEAN	MT	4179	2099	1981	1293
COTTONSEED	MT				
TOBACCO,UNMANUFACTURED	MT	221	153	1258	961
BURLEY	MT				
FLUE-CURED	MT	221	153	1258	961
COTTON-EX LINTERS	MT				
COTTON LINTERS	MT				
ESSENTIAL OILS	MT				
SEEDS-FIELD AND GARDEN	NA	---	---	22	19
OTHER VEGETABLE PRODS	NA	---	---	646	536

TABLE 1 --U.S. AGRICULTURAL EXPORTS: QUANTITY AND VALUE, COUNTRY BY COMMODITY GROUP, FISCAL YEARS 1978 AND 1979

COUNTRY AND COMMODITY GROUP	UNIT	QUANTITY 1978	QUANTITY 1979	VALUE 1978 $1,000	VALUE 1979 $1,000
787 MOZAMBIQUE					
TOTAL	---	---	---	8775	13018
ANIMALS & ANIMAL PRODUCTS	NA	---	---	3416	910
ANIMALS-LIVE,EX POULTRY	NA	---	---		
CATTLE	HNO				
MEATS AND MEAT PRODUCTS	MT	0	8	0	29
MEATS-FRESH,FROZEN	MT	0	8	0	29
BEEF AND VEAL	MT	0	8	0	29
PORK	MT				
VARIETY MEATS	MT				
MEATS-PREP,PRES	MT				
BEEF	MT				
PORK	MT				
POULTRY & POULTRY PRODS	NA	---	---	9	0
POULTRY-LIVE	NA	---	---		
BABY CHICKS-BREEDER	HNO				
BABY CHICKS-EX BRDR	HNO				
POULTRY MEATS	MT				
POULTRY MEAT-FR,FRZ	MT				
CHICKENS	MT				
TURKEYS	MT				
POULTRY MEATS-PREP	MT				
EGGS	NA	---	---	9	0
DAIRY PRODUCTS	NA	---	---	3407	161
EVAP & COND MILK	MT				
NONFAT DRY MILK	MT	3185	450	3407	161
BUTTER & ANHYDROUS	MT				
CHEESE	MT				
FATS,OILS AND GREASES	MT	0	1442	0	719
LARD	MT				
TALLOW-INEDIBLE	MT	0	688	0	402
HIDES AND SKINS	NA	---	---		
CATTLE HIDES	HNO				
CATTLE HIDES-WHOLE	HNO				
FURSKINS	NA	---	---		
OTHER ANIMAL PRODUCTS	NA	---	---		
GRAINS AND PREPARATIONS	NA	---	---	4914	11254
WHEAT AND PRODUCTS	MT	20000	12912	1815	2197
WHEAT AND WHEAT FLOUR	MT	20000	12912	1815	2197
WHEAT	MT	20000	12912	1815	2197
WHEAT FLOUR-GR EQ	MT				
BULGUR & ROLLED WHEAT	MT				
RICE	MT	6018	19366	2119	5552
GRAINS & PREP---CONTINUED					
FEED GRAINS & PRODUCTS	MT	2808	23241	298	3333
FEED GRAINS	MT	0	23261	0	3333
BARLEY	MT				
CORN	MT	0	23261	0	3333
GRAIN SORGHUMS	MT				
OATS	MT				
BLENDED FOOD PRODUCTS	MT	1434	537	675	172
FRUITS AND PREPARATIONS	NA	---	---		
FRESH	MT				
CITRUS	MT				
OTHER	MT				
DRIED	MT				
CANNED	MT				
FRUIT JUICES	MLT				
NUTS AND PREPARATIONS	NA	---	---		
VEGETABLES & PREPARATIONS	NA	---	---	17	76
FRESH	MT				
VEGETABLES-FROZEN	MT				
PULSES	MT	18	242	5	76
DRIED BEANS	MT	18	242	5	76
DRIED PEAS	MT				
DRIED LENTILS	MT				
CANNED	MT	11	0	12	0
HOPS-INC EXTRACT EQ	MT				
FEEDS,FODDERS-EX OILCAKE	NA	---	---	77	0
CORN BYPRODUCTS	MT				
ALFALFA MEAL AND CUBES	MT				
OILSEEDS AND PRODUCTS	NA	---	---	267	709
OILCAKE AND MEAL	MT				
SOYBEAN	MT				
OILSEEDS	NA	---	---	20	0
SOYBEANS	MT				
OILS AND WAXES-VEG	MT	279	821	284	706
OILS-SOYA,COTTONSEED	MT	194	821	155	706
SOYBEAN	MT	194	821	155	706
COTTONSEED	MT				
TOBACCO,UNMANUFACTURED	MT				
BURLEY	MT				
FLUE-CURED	MT				
COTTON-EX LINTERS	MT				
COTTON LINTERS	MT				
ESSENTIAL OILS	MT				
SEEDS-FIELD AND GARDEN	NA	---	---	0	8
OTHER VEGETABLE PRODS	NA	---	---	64	64

TABLE 1 -- U.S. AGRICULTURAL EXPORTS: QUANTITY AND VALUE, COUNTRY BY COMMODITY GROUP, FISCAL YEARS 1978 AND 1979

COUNTRY AND COMMODITY GROUP	UNIT	QUANTITY 1978	QUANTITY 1979	VALUE 1978 $1,000	VALUE 1979 $1,000
780 MALAGASY REPUBLIC					
TOTAL	---	---	---	3854	4331
ANIMALS & ANIMAL PRODUCTS	NA	---	---	2802	2548
ANIMALS-LIVE,EX POULTRY	NA	---	---		
CATTLE	NNO				
MEATS AND MEAT PRODUCTS	MT				
MEATS-FRESH,FROZEN	MT				
BEEF AND VEAL	MT				
PORK	MT				
VARIETY MEATS	MT				
MEATS-PREP,PRES	MT				
BEEF	MT				
PORK	MT				
POULTRY & POULTRY PRODS	NA	---	---		
POULTRY-LIVE	NA	---	---		
BABY CHICKS-BREEDER	MNO				
BABY CHICKS-EX BRDR	MNO				
POULTRY MEATS	MT				
POULTRY MEAT-FR,FRZ	MT				
CHICKENS	MT				
TURKEYS	MT				
POULTRY MEATS-PREP	MT				
EGGS	NA	---	---		
DAIRY PRODUCTS	NA	---	---	265	137
EVAP & COND MILK	MT				
NONFAT DRY MILK	MT	278	580	265	137
BUTTER & ANHYDROUS	MT				
CHEESE	MT				
FATS,OILS AND GREASES	MT	5573	4116	2537	2810
LARD	MT				
TALLOW-INEDIBLE	MT	5471	3979	2415	2209
HIDES AND SKINS	NA	---	---		
CATTLE HIDES	MNO				
CATTLE HIDES-WHOLE	MNO				
FURSKINS	NA	---	---		
OTHER ANIMAL PRODUCTS	NA	---	---		
GRAINS AND PREPARATIONS	NA	---	---	728	1398
WHEAT AND PRODUCTS	MT				
WHEAT AND WHEAT FLOUR	MT				
WHEAT	MT				
WHEAT FLOUR-GR EQ	MT				
BULGUR & ROLLED WHEAT	MT				
RICE	MT	826	2290	286	646
GRAINS & PREP---CONTINUED					
FEED GRAINS & PRODUCTS	MT				
FEED GRAINS	MT				
BARLEY	MT				
CORN	MT				
GRAIN SORGHUMS	MT				
OATS	MT				
BLENDED FOOD PRODUCTS	MT	1009	2322	442	747
FRUITS AND PREPARATIONS	NA	---	---		
FRESH	MT				
CITRUS	MT				
OTHER	MT				
DRIED	MT				
CANNED	MT				
FRUIT JUICES	MLT				
NUTS AND PREPARATIONS	NA	---	---		
VEGETABLES & PREPARATIONS	NA	---	---		
FRESH	MT				
VEGETABLES-FROZEN	MT				
PULSES	MT				
DRIED BEANS	MT				
DRIED PEAS	MT				
DRIED LENTILS	MT				
CANNED	MT				
HOPS-INC EXTRACT EQ	MT				
FEEDS,FODDERS-EX OILCAKE	NA	---	---		
CORN BYPRODUCTS	MT				
ALFALFA MEAL AND CUBES	MT				
OILSEEDS AND PRODUCTS	NA	---	---	269	397
OILCAKE AND MEAL	MT				
SOYBEAN	MT				
OILSEEDS	NA	---	---		
SOYBEANS	MT				
OILS AND WAXES-VEG	MT	303	410	265	357
OILS-SOYA,COTTONSEED	MT	217	410	180	397
SOYBEAN	MT	217	410	180	357
COTTONSEED	MT				
TOBACCO,UNMANUFACTURED	MT	11	0	60	0
BURLEY	MT				
FLUE-CURED	MT	11	0	60	0
COTTON-EX LINTERS	MT				
COTTON LINTERS	MT				
ESSENTIAL OILS	MT				
SEEDS-FIELD AND GARDEN	NA	---	---	0	33
OTHER VEGETABLE PRODS	NA	---	---		

TABLE 1 --U.S. AGRICULTURAL EXPORTS: QUANTITY AND VALUE, COUNTRY BY COMMODITY GROUP, FISCAL YEARS 1978 AND 1979

COUNTRY AND COMMODITY GROUP	UNIT	QUANTITY 1978	QUANTITY 1979	VALUE 1978 $1,000	VALUE 1979 $1,000
790 FRENCH INDIAN OC AREAS					
TOTAL	---	---	---	20	9
ANIMALS & ANIMAL PRODUCTS	NA	---	---	7	9
ANIMALS-LIVE,EX POULTRY	NA	---	---		
CATTLE	NNO				
MEATS AND MEAT PRODUCTS	MT	1	1	7	9
MEATS-FRESH,FROZEN	MT				
BEEF AND VEAL	MT				
PORK	MT				
VARIETY MEATS	MT				
MEATS-PREP,PRES	MT	1	1	7	9
BEEF	MT				
PORK	MT	0	1	0	9
POULTRY & POULTRY PRODS	NA	---	---		
POULTRY-LIVE	NA	---	---		
BABY CHICKS-BREEDER-	NNO				
BABY CHICKS-EX BRDR	NNO				
POULTRY MEATS	MT				
POULTRY MEAT-FR,FRZ	MT				
CHICKENS	MT				
TURKEYS	MT				
POULTRY MEATS-PREP	MT				
EGGS	NA	---	---		
DAIRY PRODUCTS	NA	---	---		
EVAP & COND MILK	MT				
NONFAT DRY MILK	MT				
BUTTER & ANHYDROUS	MT				
CHEESE	MT				
FATS,OILS AND GREASES	MT				
LARD	MT				
TALLOW-INEDIBLE	MT				
HIDES AND SKINS	NA	---	---		
CATTLE HIDES	MNO				
CATTLE HIDES-WHOLE	MNO				
FURSKINS	NA	---	---		
OTHER ANIMAL PRODUCTS	NA	---	---		
GRAINS AND PREPARATIONS	NA	---	---		
WHEAT AND PRODUCTS	MT				
WHEAT AND WHEAT FLOUR	MT				
WHEAT	MT				
WHEAT FLOUR-GR EQ	MT				
BULGUR & ROLLED WHEAT	MT				
RICE	MT				
GRAINS & PREP---CONTINUED					

COMMODITY GROUP	UNIT	QUANTITY 1978	QUANTITY 1979	VALUE 1978 $1,000	VALUE 1979 $1,000
FEED GRAINS & PRODUCTS	MT				
FEED GRAINS	MT				
BARLEY	MT				
CORN	MT				
GRAIN SORGHUMS	MT				
OATS	MT				
BLENDED FOOD PRODUCTS	MT				
FRUITS AND PREPARATIONS	NA	---	---		
FRESH	MT				
CITRUS	MT				
OTHER	MT				
DRIED	MT				
CANNED	MT				
FRUIT JUICES	MT				
NUTS AND PREPARATIONS	NA	---	---		
VEGETABLES & PREPARATIONS	NA	---	---	1	0
FRESH	MT				
VEGETABLES-FROZEN	MT				
PULSES	MT				
DRIED BEANS	MT				
DRIED PEAS	MT				
DRIED LENTILS	MT				
CANNED	MT				
HOPS-INC EXTRACT EQ	MT				
FEEDS,FODDERS-EX OILCAKE	NA	---	---		
CORN BYPRODUCTS	MT				
ALFALFA MEAL AND CUBES	MT				
OILSEEDS AND PRODUCTS	NA	---	---		
OILCAKE AND MEAL	MT				
SOYBEAN	MT				
OILSEEDS	NA	---	---		
SOYBEANS	MT				
OILS AND WAXES-VEG	MT				
OILS-SOYA,COTTONSEED	MT				
SOYBEAN	MT				
COTTONSEED	MT				
TOBACCO,UNMANUFACTURED	MT				
BURLEY	MT				
FLUE-CURED	MT				
COTTON-EX LINTERS	MT				
COTTON LINTERS	MT				
ESSENTIAL OILS	MT				
SEEDS-FIELD AND GARDEN	NA	---	---	3	0
OTHER VEGETABLE PRODS	NA	---	---	9	0

TABLE 1 --U.S. AGRICULTURAL EXPORTS: QUANTITY AND VALUE, COUNTRY BY COMMODITY GROUP, FISCAL YEARS 1978 AND 1979

COUNTRY AND COMMODITY GROUP	UNIT	QUANTITY 1978	QUANTITY 1979	VALUE 1978 $1,000	VALUE 1979 $1,000
791 REPUBLIC OF SOUTH AFRICA					
TOTAL	---	---	---	51537	85500
ANIMALS & ANIMAL PRODUCTS	NA	---	---	9193	20923
ANIMALS-LIVE,EX POULTRY	NA	---	---	54	22
CATTLE	HNO	0	0	0	22
MEATS AND MEAT PRODUCTS	MT	41	23	143	120
MEATS-FRESH,FROZEN	MT	18	4	43	11
BEEF AND VEAL	MT				
PORK	MT	0	4	0	11
VARIETY MEATS	MT	18	0	43	0
MEATS-PREP,PRES	MT	23	19	100	109
BEEF	MT				
PORK	MT	1	4	1	11
POULTRY & POULTRY PRODS	NA	---	---	203	94
POULTRY-LIVE	NA	---	---		
BABY CHICKS-BREEDER	HNO				
BABY CHICKS-EX BRDR	HNO				
POULTRY MEATS	MT	0	1	0	0
POULTRY MEAT-FR,FRZ	MT				
CHICKENS	MT				
TURKEYS	MT				
POULTRY MEATS-PREP	MT	0	1	0	0
EGGS	NA	---	---		
DAIRY PRODUCTS	NA	---	---	576	1090
EVAP & COND MILK	MT				
NONFAT DRY MILK	MT	242	261	238	101
BUTTER & ANHYDROUS	MT				
CHEESE	MT	1	10	3	39
FATS,OILS AND GREASES	MT	14956	33722	6938	18438
LARD	MT	9	0	7	0
TALLOW-INEDIBLE	MT	14876	33644	6825	18330
HIDES AND SKINS	NA	---	---	222	216
CATTLE HIDES	HNO	5	5	139	101
CATTLE HIDES-WHOLE	HNO	4	1	127	29
FURSKINS	NA	---	---	63	88
OTHER ANIMAL PRODUCTS	NA	---	---	1057	942
GRAINS AND PREPARATIONS	NA	---	---	29401	47024
WHEAT AND PRODUCTS	MT	959	664	153	111
WHEAT AND WHEAT FLOUR	MT	959	302	153	45
WHEAT	MT				
WHEAT FLOUR-GR ED	MT	959	302	153	45
BULGUR & ROLLED WHEAT	MT	0	362	0	66
RICE	MT	73035	105501	27880	45942
GRAINS & PREP---CONTINUED					
FEED GRAINS & PRODUCTS	MT	1295	1161	238	294
FEED GRAINS	MT				
BARLEY	MT				
CORN	MT				
GRAIN SORGHUMS	MT				
OATS	MT				
BLENDED FOOD PRODUCTS	MT	2314	1205	807	400
FRUITS AND PREPARATIONS	NA	---	---	369	769
FRESH	MT	0	62	0	68
CITRUS	MT				
OTHER	MT	0	62	0	68
DRIED	MT	18	24	31	90
CANNED	MT	288	285	325	576
FRUIT JUICES	MLT	0	10	0	10
NUTS AND PREPARATIONS	NA	---	---	1104	1229
VEGETABLES & PREPARATIONS	NA	---	---	1328	913
FRESH	MT	32	2	19	2
VEGETABLES-FROZEN	MT				
PULSES	MT	866	87	368	48
DRIED BEANS	MT	854	78	350	32
DRIED PEAS	MT	12	8	18	11
DRIED LENTILS	MT	0	1	0	1
CANNED	MT	36	39	58	47
HOPS-INC EXTRACT EQ	MT	110	77	180	177
FEEDS,FODDERS-EX OILCAKE	NA	---	---	819	249
CORN BYPRODUCTS	MT				
ALFALFA MEAL AND CUBES	MT				
OILSEEDS AND PRODUCTS	NA	---	---	3043	7618
OILCAKE AND MEAL	MT	103	86	68	45
SOYBEAN	MT	0	76	0	40
OILSEEDS	NA	---	---	56	4070
SOYBEANS	MT	170	0	37	0
OILS AND WAXES-VEG	MT	1076	1245	1021	1273
OILS-SOYA,COTTONSEED	MT	357	814	276	736
SOYBEAN	MT	357	814	274	736
COTTONSEED	MT	0	0	1	0
TOBACCO,UNMANUFACTURED	MT	0	2	2	7
BURLEY	MT	0	0	2	0
FLUE-CURED	MT	0	2	0	7
COTTON-EX LINTERS	MT	232	0	360	0
COTTON LINTERS	MT	0	1	0	1
ESSENTIAL OILS	MT	92	98	1852	1778
SEEDS-FIELD AND GARDEN	NA	---	---	1218	1474
OTHER VEGETABLE PRODS	NA	---	---	2850	3516

TABLE 1 **U.S. AGRICULTURAL EXPORTS: QUANTITY AND VALUE, COUNTRY BY COMMODITY GROUP, FISCAL YEARS 1978 AND 1979

COUNTRY AND COMMODITY GROUP	UNIT	QUANTITY 1978	QUANTITY 1979	VALUE 1978 $1,000	VALUE 1979 $1,000
792 NAMIBIA					
TOTAL	***	***	***	29	26
ANIMALS & ANIMAL PRODUCTS	NA	***	***	7	0
ANIMALS-LIVE,EX POULTRY	NA	***	***		
CATTLE	NNO				
MEATS AND MEAT PRODUCTS	MT	1	0	7	0
MEATS-FRESH,FROZEN	MT				
BEEF AND VEAL	MT				
PORK	MT				
VARIETY MEATS	MT				
MEATS-PREP,PRES	MT	1	0	7	0
BEEF	MT				
PORK	MT	1	0	7	0
POULTRY & POULTRY PRODS	NA	***	***		
POULTRY-LIVE	NA	***	***		
BABY CHICKS-BREEDER	NNO				
BABY CHICKS-EX BRDR	NNO				
POULTRY MEATS	MT				
POULTRY MEAT-FR,FRZ	MT				
CHICKENS	MT				
TURKEYS	MT				
POULTRY MEATS-PREP	MT				
EGGS	NA	***	***		
DAIRY PRODUCTS	NA	***	***		
EVAP & COND MILK	MT				
NONFAT DRY MILK	MT				
BUTTER & ANHYDROUS	MT				
CHEESE	MT				
FATS,OILS AND GREASES	MT				
LARD	MT				
TALLOW-INEDIBLE	MT				
HIDES AND SKINS	NA	***	***		
CATTLE HIDES	NNO				
CATTLE HIDES-WHOLE	NNO				
FURSKINS	NA	***	***		
OTHER ANIMAL PRODUCTS	NA	***	***		
GRAINS AND PREPARATIONS	NA	***	***	2	24
WHEAT AND PRODUCTS	MT	1	124	1	17
WHEAT AND WHEAT FLOUR	MT	0	124	0	17
WHEAT	MT				
WHEAT FLOUR-GR EQ	MT	0	124	0	17
BULGUR & ROLLED WHEAT	MT				
RICE	MT				
GRAINS & PREP---CONTINUED					

COMMODITY GROUP	UNIT	QUANTITY 1978	QUANTITY 1979	VALUE 1978 $1,000	VALUE 1979 $1,000
FEED GRAINS & PRODUCTS	MT				
FEED GRAINS	MT				
BARLEY	MT				
CORN	MT				
GRAIN SORGHUMS	MT				
OATS	MT				
BLENDED FOOD PRODUCTS	MT				
FRUITS AND PREPARATIONS	NA	***	***	1	0
FRESH	MT				
CITRUS	MT				
OTHER	MT				
DRIED	MT				
CANNED	MT				
FRUIT JUICES	MLT				
NUTS AND PREPARATIONS	NA	***	***		
VEGETABLES & PREPARATIONS	NA	***	***	7	0
FRESH	MT				
VEGETABLES-FROZEN	MT				
PULSES	MT				
DRIED BEANS	MT				
DRIED PEAS	MT				
DRIED LENTILS	MT				
CANNED	MT				
HOPS-INC EXTRACT EQ	MT	2	0	3	0
FEEDS,FODDERS-EX OILCAKE	NA	***	***		
CORN BYPRODUCTS	MT				
ALFALFA MEAL AND CUBES	MT				
OILSEEDS AND PRODUCTS	NA	***	***	4	0
OILCAKE AND MEAL	MT				
SOYBEAN	MT				
OILSEEDS	NA	***	***		
SOYBEANS	MT				
OILS AND WAXES-VEG	MT	3	0	8	0
OILS-SOYA,COTTONSEED	MT				
SOYBEAN	MT				
COTTONSEED	MT				
TOBACCO,UNMANUFACTURED	MT				
BURLEY	MT				
FLUE-CURED	MT				
COTTON-EX LINTERS	MT				
COTTON LINTERS	MT				
ESSENTIAL OILS	MT				
SEEDS-FIELD AND GARDEN	NA	***	***		
OTHER VEGETABLE PRODS	NA	***	***	8	2

TABLE 1 --U.S. AGRICULTURAL EXPORTS: QUANTITY AND VALUE, COUNTRY BY COMMODITY GROUP, FISCAL YEARS 1978 AND 1979

COUNTRY AND COMMODITY GROUP	UNIT	QUANTITY 1978	QUANTITY 1979	VALUE 1978 $1,000	VALUE 1979 $1,000
793 BOTSWANA					
TOTAL	---	---	---	1631	2097
ANIMALS & ANIMAL PRODUCTS	NA	---	---		
ANIMALS-LIVE,EX POULTRY	NA	---	---		
CATTLE	NNO				
MEATS AND MEAT PRODUCTS	MT				
MEATS-FRESH,FROZEN	MT				
BEEF AND VEAL	MT				
PORK	MT				
VARIETY MEATS	MT				
MEATS-PREP,PRES	MT				
BEEF	MT				
PORK	MT				
POULTRY & POULTRY PRODS	NA	---	---		
POULTRY-LIVE	NA	---	---		
BABY CHICKS-BREEDER	MNO				
BABY CHICKS-EX BROR	MNO				
POULTRY MEATS	MT				
POULTRY MEAT-FR,FRZ	MT				
CHICKENS	MT				
TURKEYS	MT				
POULTRY MEATS-PREP	MT				
EGGS	NA	---	---		
DAIRY PRODUCTS	NA	---	---		
EVAP & COND MILK	MT				
NONFAT DRY MILK	MT				
BUTTER & ANHYDROUS	MT				
CHEESE	MT				
FATS,OILS AND GREASES	MT				
LARD	MT				
TALLOW-INEDIBLE	MT				
HIDES AND SKINS	NA	---	---		
CATTLE HIDES	MNO				
CATTLE HIDES-WHOLE	MNO				
FURSKINS	NA	---	---		
OTHER ANIMAL PRODUCTS	NA	---	---		
GRAINS AND PREPARATIONS	NA	---	---	1480	1720
WHEAT AND PRODUCTS	MT				
WHEAT AND WHEAT FLOUR	MT				
WHEAT	MT				
WHEAT FLOUR-GR EQ	MT				
BULGUR & ROLLED WHEAT	MT				
RICE	MT				
GRAINS & PREP---CONTINUED					
FEED GRAINS & PRODUCTS	MT	345	40	32	11
FEED GRAINS	MT				
BARLEY	MT				
CORN	MT				
GRAIN SORGHUMS	MT				
OATS	MT				
BLENDED FOOD PRODUCTS	MT	3890	5120	1446	1709
FRUITS AND PREPARATIONS	NA	---	---		
FRESH	MT				
CITRUS	MT				
OTHER	MT				
DRIED	MT				
CANNED	MT				
FRUIT JUICES	MLT				
NUTS AND PREPARATIONS	NA	---	---		
VEGETABLES & PREPARATIONS	NA	---	---		
FRESH	MT				
VEGETABLES-FROZEN	MT				
PULSES	MT				
DRIED BEANS	MT				
DRIED PEAS	MT				
DRIED LENTILS	MT				
CANNED	MT				
HOPS-INC EXTRACT EQ	MT				
FEEDS,FODDERS-EX OILCAKE	NA	---	---		
CORN BYPRODUCTS	MT				
ALFALFA MEAL AND CUBES	MT				
OILSEEDS AND PRODUCTS	NA	---	---	351	377
OILCAKE AND MEAL	MT				
SOYBEAN	MT				
OILSEEDS	NA	---	---		
SOYBEANS	MT				
OILS AND WAXES-VEG	MT	370	425	351	377
OILS-SOYA,COTTONSEED	MT	120	425	104	377
SOYBEAN	MT	120	425	104	377
COTTONSEED	MT				
TOBACCO,UNMANUFACTURED	MT				
BURLEY	MT				
FLUE-CURED	MT				
COTTON-EX LINTERS	MT				
COTTON LINTERS	MT				
ESSENTIAL OILS	MT				
SEEDS-FIELD AND GARDEN	NA	---	---		
OTHER VEGETABLE PRODS	NA	---	---		

TABLE 1 --U.S. AGRICULTURAL EXPORTS: QUANTITY AND VALUE, COUNTRY BY COMMODITY GROUP, FISCAL YEARS 1978 AND 1979

COUNTRY AND COMMODITY GROUP	UNIT	QUANTITY 1978	QUANTITY 1979	VALUE 1978 $1,000	VALUE 1979 $1,000
79# ZAMBIA					
TOTAL	***	***	***	6280	14490
ANIMALS & ANIMAL PRODUCTS	NA	***	***	324	301
ANIMALS-LIVE,EX POULTRY	NA	***	***		
CATTLE	HNO				
MEATS AND MEAT PRODUCTS	MT				
MEATS-FRESH,FROZEN	MT				
BEEF AND VEAL	MT				
PORK	MT				
VARIETY MEATS	MT				
MEATS-PREP,PRES	MT				
BEEF	MT				
PORK	MT				
POULTRY & POULTRY PRODS	NA	***	***	224	218
POULTRY-LIVE	NA	***	***	224	199
BABY CHICKS-BREEDER	HNO	35	33	193	199
BABY CHICKS-EX BNDR	HNO				
POULTRY MEATS	MT	0	17	0	19
POULTRY MEAT-FR,FRZ	MT	0	17	0	19
CHICKENS	MT	0	17	0	19
TURKEYS	MT				
POULTRY MEATS-PREP	MT				
EGGS	NA	***	***		
DAIRY PRODUCTS	NA	***	***	0	2
EVAP & COND MILK	MT				
NONFAT DRY MILK	MT				
BUTTER & ANHYDROUS	MT				
CHEESE	MT				
FATS,OILS AND GREASES	MT				
LARD	MT				
TALLOW-INEDIBLE	MT				
HIDES AND SKINS	NA	***	***		
CATTLE HIDES	HNO				
CATTLE HIDES-WHOLE	HNO				
FURSKINS	NA	***	***		
OTHER ANIMAL PRODUCTS	NA	***	***	100	81
GRAINS AND PREPARATIONS	NA	***	***	16	6615
WHEAT AND PRODUCTS	MT	0	30743	0	4104
WHEAT AND WHEAT FLOUR	MT	0	30743	0	4104
WHEAT	MT	0	30743	0	4104
WHEAT FLOUR-GR EQ	MT				
BULGUR & ROLLED WHEAT	MT				
RICE	MT	0	4069	0	1097

GRAINS & PREP---CONTINUED

COMMODITY GROUP	UNIT	QUANTITY 1978	QUANTITY 1979	VALUE 1978 $1,000	VALUE 1979 $1,000
FEED GRAINS & PRODUCTS	MT	0	10439	0	1392
FEED GRAINS	MT	0	10439	0	1392
BARLEY	MT				
CORN	MT	0	10439	0	1392
GRAIN SORGHUMS	MT				
OATS	MT				
BLENDED FOOD PRODUCTS	MT	40	69	16	22
FRUITS AND PREPARATIONS	NA	***	***		
FRESH	MT				
CITRUS	MT				
OTHER	MT				
DRIED	MT				
CANNED	MT				
FRUIT JUICES	MLT				
NUTS AND PREPARATIONS	NA	***	***	0	2472
VEGETABLES & PREPARATIONS	NA	***	***	0	3
FRESH	MT				
VEGETABLES-FROZEN	MT				
PULSES	MT				
DRIED BEANS	MT				
DRIED PEAS	MT				
DRIED LENTILS	MT				
CANNED	MT				
HOPS-INC EXTRACT EQ	MT				
FEEDS,FODDERS-EX OILCAKE	NA	***	***	0	40
CORN BYPRODUCTS	MT				
ALFALFA MEAL AND CUBES	MT				
OILSEEDS AND PRODUCTS	NA	***	***	5795	4861
OILCAKE AND MEAL	MT	10761	6579	2082	1783
SOYBEAN	MT	5014	6579	1125	1783
OILSEEDS	NA	***	***		
SOYBEANS	MT				
OILS AND WAXES-VEG	MT	5127	4770	3313	3078
OILS-SOYA,COTTONSEED	MT	5127	4770	3313	3078
SOYBEAN	MT	5127	4770	3313	3078
COTTONSEED	MT				
TOBACCO,UNMANUFACTURED	MT				
BURLEY	MT				
FLUE-CURED	MT				
COTTON-EX LINTERS	MT				
COTTON LINTERS	MT				
ESSENTIAL OILS	MT				
SEEDS-FIELD AND GARDEN	NA	***	***	38	134
OTHER VEGETABLE PRODS	NA	***	***	67	64

TABLE 1--U.S. AGRICULTURAL EXPORTS: QUANTITY AND VALUE, COUNTRY BY COMMODITY GROUP, FISCAL YEARS 1978 AND 1979

COUNTRY AND COMMODITY GROUP	UNIT	QUANTITY 1978	QUANTITY 1979	VALUE 1978 $1,000	VALUE 1979 $1,000
795 SWAZILAND					
TOTAL	---	---	---	239	168
ANIMALS & ANIMAL PRODUCTS	NA	---	---	76	57
ANIMALS-LIVE,EX POULTRY	NA	---	---		
CATTLE	HNO				
MEATS AND MEAT PRODUCTS	MT				
MEATS-FRESH,FROZEN	MT				
BEEF AND VEAL	MT				
PORK	MT				
VARIETY MEATS	MT				
MEATS-PREP,PRES	MT				
BEEF	MT				
PORK	MT				
POULTRY & POULTRY PRODS	NA	---	---		
POULTRY-LIVE	NA	---	---		
BABY CHICKS-BREEDER	HNO				
BABY CHICKS-EX BROR	HNO				
POULTRY MEATS	MT				
POULTRY MEAT-FR,FRZ	MT				
CHICKENS	MT				
TURKEYS	MT				
POULTRY MEATS-PREP	MT				
EGGS	NA	---	---		
DAIRY PRODUCTS	NA	---	---	76	55
EVAP & COND MILK	MT				
NONFAT DRY MILK	MT	217	157	76	55
BUTTER & ANHYDROUS	MT				
CHEESE	MT				
FATS,OILS AND GREASES	MT				
LARD	MT				
TALLOW-INEDIBLE	MT				
HIDES AND SKINS	NA	---	---		
CATTLE HIDES	HNO				
CATTLE HIDES-WHOLE	HNO				
FURSKINS	NA	---	---		
OTHER ANIMAL PRODUCTS	NA	---	---	0	2
GRAINS AND PREPARATIONS	NA	---	---	90	70
WHEAT AND PRODUCTS	MT				
WHEAT AND WHEAT FLOUR	MT				
WHEAT	MT				
WHEAT FLOUR-GR EQ	MT				
BULGUR & ROLLED WHEAT	MT				
RICE	MT				
GRAINS & PREP---CONTINUED					
FEED GRAINS & PRODUCTS	MT				
FEED GRAINS	MT				
BARLEY	MT				
CORN	MT				
GRAIN SORGHUMS	MT				
OATS	MT				
BLENDED FOOD PRODUCTS	MT	299	245	90	70
FRUITS AND PREPARATIONS	NA	---	---		
FRESH	MT				
CITRUS	MT				
OTHER	MT				
DRIED	MT				
CANNED	MT				
FRUIT JUICES	MLT				
NUTS AND PREPARATIONS	NA	---	---		
VEGETABLES & PREPARATIONS	NA	---	---		
FRESH	MT				
VEGETABLES-FROZEN	MT				
PULSES	MT				
DRIED BEANS	MT				
DRIED PEAS	MT				
DRIED LENTILS	MT				
CANNED	MT				
HOPS-INC EXTRACT EQ	MT				
FEEDS,FODDERS-EX OILCAKE	NA	---	---	0	2
CORN BYPRODUCTS	MT				
ALFALFA MEAL AND CUBES	MT				
OILSEEDS AND PRODUCTS	NA	---	---	72	36
OILCAKE AND MEAL	MT				
SOYBEAN	MT				
OILSEEDS	NA	---	---		
SOYBEANS	MT				
OILS AND WAXES-VEG	MT	90	80	72	36
OILS-SOYA,COTTONSEED	MT	90	40	72	36
SOYBEAN	MT	90	40	72	36
COTTONSEED	MT				
TOBACCO,UNMANUFACTURED	MT				
BURLEY	MT				
FLUE-CURED	MT				
COTTON-EX LINTERS	MT				
COTTON LINTERS	MT				
ESSENTIAL OILS	MT				
SEEDS-FIELD AND GARDEN	NA	---	---	0	3
OTHER VEGETABLE PRODS	NA	---	---		

TABLE 1--U.S. AGRICULTURAL EXPORTS: QUANTITY AND VALUE, COUNTRY BY COMMODITY GROUP, FISCAL YEARS 1978 AND 1979

COUNTRY AND COMMODITY GROUP	UNIT	QUANTITY 1978	QUANTITY 1979	VALUE 1978 $1,000	VALUE 1979 $1,000
796 RHODESIA					
TOTAL	---	---	---	4	5
ANIMALS & ANIMAL PRODUCTS	NA	---	---	0	5
ANIMALS-LIVE,EX POULTRY	NA	---	---		
CATTLE	NNO				
MEATS AND MEAT PRODUCTS	MT				
MEATS-FRESH,FROZEN	MT				
BEEF AND VEAL	MT				
PORK	MT				
VARIETY MEATS	MT				
MEATS-PREP,PRES	MT				
BEEF	MT				
PORK	MT				
POULTRY & POULTRY PRODS	NA	---	---	0	5
POULTRY-LIVE	NA	---	---		
BABY CHICKS-BREEDER	NNO				
BABY CHICKS-EX BRDR	NNO				
POULTRY MEATS	MT				
POULTRY MEAT-FR,FRZ	MT				
CHICKENS	MT				
TURKEYS	MT				
POULTRY MEATS-PREP	MT				
EGGS	NA	---	---	0	5
DAIRY PRODUCTS	NA	---	---		
EVAP & COND MILK	MT				
NONFAT DRY MILK	MT				
BUTTER & ANHYDROUS	MT				
CHEESE	MT				
FATS,OILS AND GREASES	MT				
LARD	MT				
TALLOW-INEDIBLE	MT				
HIDES AND SKINS	NA	---	---		
CATTLE HIDES	NNO				
CATTLE HIDES-WHOLE	NNO				
FURSKINS	NA	---	---		
OTHER ANIMAL PRODUCTS	NA	---	---		
GRAINS AND PREPARATIONS	NA	---	---		
WHEAT AND PRODUCTS	MT				
WHEAT AND WHEAT FLOUR	MT				
WHEAT	MT				
WHEAT FLOUR-GR EQ	MT				
BULGUR & ROLLED WHEAT	MT				
RICE	MT				
GRAINS & PREP---CONTINUED					

COMMODITY GROUP	UNIT	QUANTITY 1978	QUANTITY 1979	VALUE 1978 $1,000	VALUE 1979 $1,000
FEED GRAINS & PRODUCTS	MT				
FEED GRAINS	MT				
BARLEY	MT				
CORN	MT				
GRAIN SORGHUMS	MT				
OATS	MT				
BLENDED FOOD PRODUCTS	MT				
FRUITS AND PREPARATIONS	NA	---	---		
FRESH	MT				
CITRUS	MT				
OTHER	MT				
DRIED	MT				
CANNED	MT				
FRUIT JUICES	MLT				
NUTS AND PREPARATIONS	NA	---	---		
VEGETABLES & PREPARATIONS	NA	---	---		
FRESH	MT				
VEGETABLES-FROZEN	MT				
PULSES	MT				
DRIED BEANS	MT				
DRIED PEAS	MT				
DRIED LENTILS	MT				
CANNED	MT				
HOPS-INC EXTRACT EQ	MT				
FEEDS,FODDERS-EX OILCAKE	NA	---	---		
CORN BYPRODUCTS	MT				
ALFALFA MEAL AND CUBES	MT				
OILSEEDS AND PRODUCTS	NA	---	---		
OILCAKE AND MEAL	MT				
SOYBEAN	MT				
OILSEEDS	NA	---	---		
SOYBEANS	MT				
OILS AND WAXES-VEG	MT				
OILS-SOYA,COTTONSEED	MT				
SOYBEAN	MT				
COTTONSEED	MT				
TOBACCO,UNMANUFACTURED	MT				
BURLEY	MT				
FLUE-CURED	MT				
COTTON-EX LINTERS	MT				
COTTON LINTERS	MT				
ESSENTIAL OILS	MT	0	0	1	0
SEEDS-FIELD AND GARDEN	NA	---	---		
OTHER VEGETABLE PRODS	NA	---	---	2	0

TABLE 1--U.S. AGRICULTURAL EXPORTS: QUANTITY AND VALUE, COUNTRY BY COMMODITY GROUP, FISCAL YEARS 1978 AND 1979

COUNTRY AND COMMODITY GROUP	UNIT	QUANTITY 1978	QUANTITY 1979	VALUE 1978 $1,000	VALUE 1979 $1,000
797 MALAWI					
TOTAL	---	---	---	425	190
ANIMALS & ANIMAL PRODUCTS	NA	---	---	331	14
ANIMALS-LIVE,EX POULTRY	NA	---	---		
CATTLE	HNO				
MEATS AND MEAT PRODUCTS	MT	11	0	26	0
MEATS-FRESH,FROZEN	MT	11	0	26	0
BEEF AND VEAL	MT	11	0	26	0
PORK	MT				
VARIETY MEATS	MT				
MEATS-PREP,PRES	MT				
BEEF	MT				
PORK	MT				
POULTRY & POULTRY PRODS	NA	---	---		
POULTRY-LIVE	NA	---	---		
BABY CHICKS-BREEDER	HNO				
BABY CHICKS-EX BRDR	HNO				
POULTRY MEATS	MT				
POULTRY MEAT-FR,FRZ	MT				
CHICKENS	MT				
TURKEYS	MT				
POULTRY MEATS-PREP	MT				
EGGS	NA	---	---		
DAIRY PRODUCTS	NA	---	---	305	14
EVAP & COND MILK	MT				
NONFAT DRY MILK	MT	242	57	305	13
BUTTER & ANHYDROUS	MT				
CHEESE	MT	0	1	0	2
FATS,OILS AND GREASES	MT				
LARD	MT				
TALLOW-INEDIBLE	MT				
HIDES AND SKINS	NA	---	---		
CATTLE HIDES	HNO				
CATTLE HIDES-WHOLE	HNO				
FURSKINS	NA	---	---		
OTHER ANIMAL PRODUCTS	NA	---	---		
GRAINS AND PREPARATIONS	NA	---	---	77	159
WHEAT AND PRODUCTS	MT	0	34	0	5
WHEAT AND WHEAT FLOUR	MT	0	34	0	5
WHEAT	MT				
WHEAT FLOUR-GR EQ	MT	0	34	0	5
BULGUR & ROLLED WHEAT	MT				
RICE	MT	4	368	3	109
GRAINS & PREP---CONTINUED					
FEED GRAINS & PRODUCTS	MT				
FEED GRAINS	MT				
BARLEY	MT				
CORN	MT				
GRAIN SORGHUMS	MT				
OATS	MT				
BLENDED FOOD PRODUCTS	MT	258	154	65	45
FRUITS AND PREPARATIONS	NA	---	---		
FRESH	MT				
CITRUS	MT				
OTHER	MT				
DRIED	MT				
CANNED	MT				
FRUIT JUICES	MLT				
NUTS AND PREPARATIONS	NA	---	---	0	3
VEGETABLES & PREPARATIONS	NA	---	---	8	6
FRESH	MT				
VEGETABLES-FROZEN	MT				
PULSES	MT	27	0	6	0
DRIED BEANS	MT	27	0	6	0
DRIED PEAS	MT				
DRIED LENTILS	MT				
CANNED	MT				
HOPS-INC EXTRACT EQ	MT				
FEEDS,FODDERS-EX OILCAKE	NA	---	---		
CORN BYPRODUCTS	MT				
ALFALFA MEAL AND CUBES	MT				
OILSEEDS AND PRODUCTS	NA	---	---		
OILCAKE AND MEAL	MT				
SOYBEAN	MT				
OILSEEDS	NA	---	---		
SOYBEANS	MT				
OILS AND WAXES-VEG	MT				
OILS-SOYA,COTTONSEED	MT				
SOYBEAN	MT				
COTTONSEED	MT				
TOBACCO,UNMANUFACTURED	MT				
BURLEY	MT				
FLUE-CURED	MT				
COTTON-EX LINTERS	MT				
COTTON LINTERS	MT				
ESSENTIAL OILS	MT	0	0	1	0
SEEDS-FIELD AND GARDEN	NA	---	---	0	1
OTHER VEGETABLE PRODS	NA	---	---	8	4

TABLE 1--U.S. AGRICULTURAL EXPORTS: QUANTITY AND VALUE, COUNTRY BY COMMODITY GROUP, FISCAL YEARS 1978 AND 1979

COUNTRY AND COMMODITY GROUP	UNIT	QUANTITY 1978	QUANTITY 1979	VALUE 1978 $1,000	VALUE 1979 $1,000
79: LESOTHO					
TOTAL	---	---	---	8163	4500
ANIMALS & ANIMAL PRODUCTS	NA	---	---	964	539
ANIMALS-LIVE,EX POULTRY	NA	---	---		
CATTLE	HNO				
MEATS AND MEAT PRODUCTS	MT				
MEATS-FRESH,FROZEN	MT				
BEEF AND VEAL	MT				
PORK	MT				
VARIETY MEATS	MT				
MEATS-PREP,PRES	MT				
BEEF	MT				
PORK	MT				
POULTRY & POULTRY PRODS	NA	---	---		
POULTRY-LIVE	NA	---	---		
BABY CHICKS-BREEDER	HNO				
BABY CHICKS-EX BRDR	HNO				
POULTRY MEATS	MT				
POULTRY MEAT-FR,FRZ	MT				
CHICKENS	MT				
TURKEYS	MT				
POULTRY MEATS-PREP	MT				
EGGS	NA	---	---		
DAIRY PRODUCTS	NA	---	---	964	539
EVAP & COND MILK	MT				
NONFAT DRY MILK	MT	928	1002	964	380
BUTTER & ANHYDROUS	MT				
CHEESE	MT				
FATS,OILS AND GREASES	MT				
LARD	MT				
TALLOW-INEDIBLE	MT				
HIDES AND SKINS	NA	---	---		
CATTLE HIDES	HNO				
CATTLE HIDES-WHOLE	HNO				
FURSKINS	NA	---	---		
OTHER ANIMAL PRODUCTS	NA	---	---		
GRAINS AND PREPARATIONS	NA	---	---	2314	2814
WHEAT AND PRODUCTS	MT	2296	5715	304	966
WHEAT AND WHEAT FLOUR	MT	1410	2844	183	447
WHEAT	MT				
WHEAT FLOUR-GR EQ	MT	1410	2844	183	447
BULGUR & ROLLED WHEAT	MT	886	2871	121	519
RICE	MT				
GRAINS & PREP---CONTINUED					
FEED GRAINS & PRODUCTS	MT	14537	13817	1478	1601
FEED GRAINS	MT				
BARLEY	MT				
CORN	MT				
GRAIN SORGHUMS	MT				
OATS	MT				
BLENDED FOOD PRODUCTS	MT	1574	821	532	287
FRUITS AND PREPARATIONS	NA	---	---		
FRESH	MT				
CITRUS	MT				
OTHER	MT				
DRIED	MT				
CANNED	MT				
FRUIT JUICES	MLT				
NUTS AND PREPARATIONS	NA	---	---		
VEGETABLES & PREPARATIONS	NA	---	---		
FRESH	MT				
VEGETABLES-FROZEN	MT				
PULSES	MT				
DRIED BEANS	MT				
DRIED PEAS	MT				
DRIED LENTILS	MT				
CANNED	MT				
HOPS-INC EXTRACT EQ	MT				
FEEDS,FODDERS-EX OILCAKE	NA	---	---		
CORN BYPRODUCTS	MT				
ALFALFA MEAL AND CUBES	MT				
OILSEEDS AND PRODUCTS	NA	---	---	884	1140
OILCAKE AND MEAL	MT				
SOYBEAN	MT				
OILSEEDS	NA	---	---		
SOYBEANS	MT				
OILS AND WAXES-VEG	MT	1028	1309	884	1140
OILS-SOYA,COTTONSEED	MT	719	1309	585	1140
SOYBEAN	MT	719	1309	585	1140
COTTONSEED	MT				
TOBACCO,UNMANUFACTURED	MT				
BURLEY	MT				
FLUE-CURED	MT				
COTTON-EX LINTERS	MT				
COTTON LINTERS	MT				
ESSENTIAL OILS	MT				
SEEDS-FIELD AND GARDEN	NA	---	---		
OTHER VEGETABLE PRODS	NA	---	---		

TABLE 1**U.S. AGRICULTURAL EXPORTS QUANTITY AND VALUE, COUNTRY BY COMMODITY GROUP, FISCAL YEARS 1978 AND 1979

COUNTRY AND COMMODITY GROUP	UNIT	QUANTITY 1978	QUANTITY 1979	VALUE 1978 $1,000	VALUE 1979 $1,000
822 COUNTRY UNKNOWN					
TOTAL	***	***	***	616966	741359
ANIMALS & ANIMAL PRODUCTS	NA	***	***		
ANIMALS-LIVE,EX POULTRY	NA	***	***		
CATTLE	HNO				
MEATS AND MEAT PRODUCTS	MT				
MEATS-FRESH,FROZEN	MT				
BEEF AND VEAL	MT				
PORK	MT				
VARIETY MEATS	MT				
MEATS-PREP,PRES	MT				
BEEF	MT				
PORK	MT				
POULTRY & POULTRY PRODS	NA	***	***		
POULTRY-LIVE	NA	***	***		
BABY CHICKS-BREEDER	HNO				
BABY CHICKS-EX BRDR	HNO				
POULTRY MEATS	MT				
POULTRY MEAT-FR,FRZ	MT				
CHICKENS	MT				
TURKEYS	MT				
POULTRY MEATS-PREP	MT				
EGGS	NA	***	***		
DAIRY PRODUCTS	NA	***	***		
EVAP & COND MILK	MT				
NONFAT DRY MILK	MT				
BUTTER & ANHYDROUS	MT				
CHEESE	MT				
FATS,OILS AND GREASES	MT				
LARD	MT				
TALLOW-INEDIBLE	MT				
HIDES AND SKINS	NA	***	***		
CATTLE HIDES	HNO				
CATTLE HIDES-WHOLE	HNO				
FURSKINS	NA	***	***		
OTHER ANIMAL PRODUCTS	NA	***	***		
GRAINS AND PREPARATIONS	NA	***	***	471123	597113
WHEAT AND PRODUCTS	MT	1745554	1477087	208059	213713
WHEAT AND WHEAT FLOUR	MT	1745554	1477087	208059	213713
WHEAT	MT	1745554	1477087	208059	213713
WHEAT FLOUR-GR EQ	MT				
BULGUR & ROLLED WHEAT	MT				
RICE	MT				
GRAINS & PREP***CONTINUED					

COMMODITY GROUP	UNIT	QUANTITY 1978	QUANTITY 1979	VALUE 1978 $1,000	VALUE 1979 $1,000
FEED GRAINS & PRODUCTS	MT	2825989	3625847	263011	383287
FEED GRAINS	MT	2825989	3625847	263011	383287
BARLEY	MT	38537	5935	3815	511
CORN	MT	2779619	3602268	258489	381120
GRAIN SORGHUMS	MT				
OATS	MT	7833	17644	706	1655
BLENDED FOOD PRODUCTS	MT				
FRUITS AND PREPARATIONS	NA	***	***		
FRESH	MT				
CITRUS	MT				
OTHER	MT				
DRIED	MT				
CANNED	MT				
FRUIT JUICES	MLT				
NUTS AND PREPARATIONS	NA	***	***		
VEGETABLES & PREPARATIONS	NA	***	***		
FRESH	MT				
VEGETABLES-FROZEN	MT				
PULSES	MT				
DRIED BEANS	MT				
DRIED PEAS	MT				
DRIED LENTILS	MT				
CANNED	MT				
HOPS-INC EXTRACT EQ	MT				
FEEDS,FODDERS-EX OILCAKE	NA	***	***		
CORN BYPRODUCTS	MT				
ALFALFA MEAL AND CUBES	MT				
OILSEEDS AND PRODUCTS	NA	***	***	145643	144246
OILCAKE AND MEAL	MT				
SOYBEAN	MT				
OILSEEDS	NA	***	***	145643	144246
SOYBEANS	MT	598426	566781	145040	144190
OILS AND WAXES-VEG	MT				
OILS-SOYA,COTTONSEED	MT				
SOYBEAN	MT				
COTTONSEED	MT				
TOBACCO,UNMANUFACTURED	MT				
BURLEY	MT				
FLUE-CURED	MT				
COTTON-EX LINTERS	MT				
COTTON LINTERS	MT				
ESSENTIAL OILS	MT				
SEEDS-FIELD AND GARDEN	NA	***	***		
OTHER VEGETABLE PRODS	NA	***	***		

TABLE 2--U.S. AGRICULTURAL IMPORTS: QUANTITY AND VALUE, COUNTRY BY COMMODITY GROUP, FISCAL YEARS 1978 AND 1979

COUNTRY AND COMMODITY GROUP	UNIT	QUANTITY 1978	QUANTITY 1979	VALUE 1978 $1,000	VALUE 1979 $1,000
001 WORLD		---	---	13886474	16186742
COMPLEMENTARY	NA	---	---	6571991	7111800
BANANAS-FRESH	MT	2235532	2319827	336498	378130
PLANTAINS-FRESH	MT	66652	69459	12384	12963
COFFEE-GREEN	MT	950937	1192656	3465818	3643888
COFFEE-ROASTED	MT	22770	23908	79611	72915
COFFEE-SOLUBLE,EXTRACTS	MT	18869	30773	190526	252307
COCOA BEANS	MT	171142	190371	571342	606027
COCOA BUTTER	MT	22011	28535	96085	140536
COCOA-CAKE,POWDER,ETC	MT	77387	62438	349719	253275
CHOCOLATE PREPARATIONS	MT	67091	68936	248303	248225
TEA-CRUDE OR PREPARED	MT	66171	72757	112795	119272
SPICES	MT	64883	71320	132153	134083
ALLIED GUMS	MT	2461	3389	5849	6581
RUBBER-CRUDE	MT	778673	795057	665932	879822
RUBBER-LATEX	MT	62123	56698	58715	63259
RUBBER-DRY FORM	MT	716550	738359	607217	816663
SILK-RAW	MT	264	360	5355	8440
WOOL-UNMFD,FREE	MT	11332	12021	27972	34670
FIBERS-EX COTTON,JUTE	MT	57796	134561	28153	29651
OILS-ESSENTIAL	MT	4898	5601	82127	94505
DRUGS	MT	46675	41641	137134	130605
OTHER COMPLEMENTARY	NA	---	---	24237	24647
SUPPLEMENTARY	NA	---	---	7314484	9075382
ANIMALS & ANIMAL PRODS	NA	---	---	2753300	3767609
ANIMALS-LIVE,EX PLTRY	NA	---	---	319778	355029
CATTLE-DUTTABLE	NNO	1233	851	217733	230255
MEATS AND MEAT PRODS	MT	871711	1006721	1596676	2075623
* MEATS-P.E.S.88=482	MT	622815	723119	950570	1683334
MEATS-FRESH,FROZEN	MT	533686	736774	969997	1715457
BEEF AND VEAL	MT	626491	726141	955103	1689290
PORK	MT	22353	41527	32714	66074
MEATS-PREP,PRES	MT	197540	206221	564262	646755
BEEF AND VEAL	MT	72552	86413	128102	203607
PORK	MT	121605	122058	422696	433114
MUTTON,GOAT, & LAMB	MT	15852	19958	27282	40387
POULTRY & PRODUCTS	NA	---	---	88692	86253
DAIRY PRODUCTS	NA	---	---	328183	388218
NONFAT DRY MILK	MT	1282	1008	725	687
CHEESE	MT	99939	110397	236969	276164
CASEIN AND MIXTURES	MT	63361	65118	75086	100300
FATS OILS AND GREASES	MT	9372	9747	5735	6870
HIDES AND SKINS	NA	---	---	240874	315431
SHEEP & LAMB SKINS	MT	18146	17963	69215	85429
FURSKINS	NA	---	---	141087	178978
WOOL-UNMFD,EX FREE	MT	15608	15797	49796	59264
SAUSAGE CASINGS	NA	---	---	47251	50877
OTHER ANIMAL PRODUCTS	NA	---	---	65914	78841
VEGETABLE PRODUCTS	NA	---	---	4561184	5307734
GRAINS AND PREPS	NA	---	---	190025	225757
WHEAT-EX SEED,FD	MT	20	1405	8	209
BARLEY	MT	95467	153889	10447	17351
BISCUITS,WAFERS	MT	42708	45302	69322	78242
FRUITS AND PREPS	NA	---	---	478684	606975
FRESH OR FROZEN	MT	14836957	17680954	160893	191818
STRAWBERRIES	MT	57353	69534	28679	42815
PREPARED OR PRES	MT	299843	331718	181425	231119
PINEAPPLES	MT	182831	205213	94859	108940
FRUIT JUICES	MLT	635889	1100193	128314	224036
NUTS AND PREPS	NA	---	---	200156	237926
VEGETABLES AND PREPS	NA	---	---	767866	778296
FRESH OR FROZEN	NA	---	---	363218	370987
TOMATOES	MT	379483	320975	164235	155460
PREPARED OR PRES	NA	---	---	424657	403309
OLIVES	MLT	67418	59319	70927	68380
MUSHROOMS,CANNED	MT	41673	40984	99146	98235
HOPS & EXTRACT EQ	MT	4748	5089	12805	16930
SUGAR AND REL PRODS	NA	---	---	1006862	1089251
SUGAR-CANE,BEET	MT	4381433	4184284	880775	851621
MOLASSES INEDIBLE	MLT	1648	1510	65948	106659
CONFECTIONERY PRODS	MT	40329	42568	57895	89602
SPICES	MT	10860	12419	15092	17438
TOBACCO,UNMFD	MT	150910	164693	371059	399174
TOBACCO-FILLER	MT	93895	91448	266982	266942
TOBACCO-SCRAP	MT	51762	65383	94736	121229
BEVERGES EX FD JUICE	MLT	692937	838251	712342	915345
WINE	MLT	315566	346181	496856	605327
MALT BEVERAGES	MLT	373273	485748	213579	306754
FEEDS & FODDERS	NA	---	---	65332	75172
OILSEEDS AND PRODS	NA	---	---	548321	668309
OILSEEDS & OILNUTS	MT	95393	126018	48532	57910
FLAXSEED	MT	18812	55908	3173	13392
SESAME SEED	MT	30462	32507	24646	32022
OILS AND WAXES-VEG	MT	770299	740672	458828	607295
CASTOR OIL	MT	45969	52481	40039	38387
COCONUT OIL	MT	484665	438433	228879	356360
OLIVE OIL	MT	28038	24938	36822	41427
PALM OIL	MT	144377	125698	74928	72975
PALM KERNEL OIL	MT	55624	65650	34828	53382
OILCAKE AND MEAL	MT	9268	18250	1761	3104
COTTON,EX LINTERS	MT	836	1301	1771	2025
COTTON LINTERS	MT	13923	14308	4281	4875
SEEDS,FIELD & GARDEN	NA	---	---	48725	49786
NURSERY STOCK	NA	---	---	105492	133077
OTHER VEG PRODUCTS	NA	---	---	52414	64290

TABLE 2--U.S. AGRICULTURAL IMPORTS: QUANTITY AND VALUE, COUNTRY BY COMMODITY GROUP, FISCAL YEARS 1978 AND 1979

COUNTRY AND COMMODITY GROUP	UNIT	QUANTITY 1978	QUANTITY 1979	VALUE 1978 $1,000	VALUE 1979 $1,000
(01) GREENLAND		---	---	35	0
COMPLEMENTARY	NA	---	---		
BANANAS-FRESH	MT				
PLANTAINS-FRESH	MT				
COFFEE-GREEN	MT				
COFFEE-ROASTED	MT				
COFFEE-SOLUBLE,EXTRACTS	MT				
COCOA BEANS	MT				
COCOA BUTTER	MT				
COCOA-CAKE,POWDER,ETC	MT				
CHOCOLATE PREPARATIONS	MT				
TEA-CRUDE OR PREPARED	MT				
SPICES	MT				
ALLIED GUMS	MT				
RUBBER-CRUDE	MT				
RUBBER-LATEX	MT				
RUBBER-DRY FORM	MT				
SILK-RAW	MT				
WOOL-UNMFD,FREE	MT				
FIBERS-EX COTTON,JUTE	MT				
OILS-ESSENTIAL	MT				
DRUGS	MT				
OTHER COMPLEMENTARY	NA	---	---		
SUPPLEMENTARY	NA	---	---	35	0
ANIMALS & ANIMAL PRODS	NA	---	---		
ANIMALS-LIVE,EX PLTRY	NA	---	---		
CATTLE-DUTTABLE	NNO				
MEATS AND MEAT PRODS	MT				
MEATS-P,L,88-482	MT				
MEATS-FRESH,FROZEN	MT				
BEEF AND VEAL	MT				
PORK	MT				
MEATS-PREP,PRES	MT				
BEEF AND VEAL	MT				
PORK	MT				
MUTTON,GOAT, & LAMB	MT				
POULTRY & PRODUCTS	NA	---	---		
DAIRY PRODUCTS	NA	---	---		
NONFAT DRY MILK	MT				
CHEESE	MT				
CASEIN AND MIXTURES	MT				
FATS OILS AND GREASES	MT				
HIDES AND SKINS	NA	---	---		
SHEEP & LAMB SKINS	MT				
FURSKINS	NA	---	---		
WOOL-UMD,EX FREE	MT				
SAUSAGE CASINGS	NA	---	---		
OTHER ANIMAL PRODUCTS	NA	---	---		
VEGETABLE PRODUCTS	NA	---	---	35	0
GRAINS AND PREPS	NA	---	---		
WHEAT-EX SEED,FD	MT				
BARLEY	MT				
BISCUITS,WAFERS	MT				
FRUITS AND PREPS	NA	---	---		
FRESH OR FROZEN	MT				
STRAWBERRIES	MT				
PREPARED OR PRES	MT				
PINEAPPLES	MT				
FRUIT JUICES	MLT				
NUTS AND PREPS	NA	---	---		
VEGETABLES AND PREPS	NA	---	---	16	0
FRESH OR FROZEN	NA	---	---	16	0
TOMATOES	MT	17	0	9	0
PREPARED OR PRES	NA	---	---		
OLIVES	MLT				
MUSHROOMS,CANNED	MT				
HOPS & EXTRACT EQ	MT				
SUGAR AND REL PRODS	NA	---	---		
SUGAR-CANE,BEET	MT				
MOLASSES INEDIBLE	MLT				
CONFECTIONERY PRODS	MT				
SPICES	MT				
TOBACCO,UNMFD	MT				
TOBACCO-FILLER	MT				
TOBACCO-SCRAP	MT				
BEVERGES EX FR JUICE	MLT				
WINE	MLT				
MALT BEVERAGES	MLT				
FEEDS & FODDERS	NA	---	---		
OILSEDS AND PRODS	NA	---	---	18	0
OILSEEDS & OILNUTS	MT	19	0	18	0
FLAXSEED	MT				
SESAME SEED	MT	19	0	18	0
OILS AND WAXES-VEG	MT				
CASTOR OIL	MT				
COCONUT OIL	MT				
OLIVE OIL	MT				
PALM OIL	MT				
PALM KERNEL OIL	MT				
OILCAKE AND MEAL	MT				
COTTON,EX LINTERS	MT				
COTTON LINTERS	MT				
SEEDS,FIELD & GARDEN	NA	---	---		
NURSERY STOCK	NA	---	---		
OTHER VEG PRODUCTS	NA	---	---		

TABLE 2--U.S. AGRICULTURAL IMPORTS: QUANTITY AND VALUE, COUNTRY BY COMMODITY GROUP, FISCAL YEARS 1978 AND 1979

COUNTRY AND COMMODITY GROUP	UNIT	QUANTITY 1978	QUANTITY 1979	VALUE 1978 $1,000	VALUE 1979 $1,000
122 CANADA		---	---	710192	901940
COMPLEMENTARY	NA	---	---	38813	33928
BANANAS-FRESH	MT	271	26	38	5
PLANTAINS-FRESH	MT	55	0	19	0
COFFEE-GREEN	MT	0	0	2	0
COFFEE-ROASTED	MT	391	255	1841	1187
COFFEE-SOLUBLE,EXTRACTS	MT	163	317	2415	2916
COCOA BEANS	MT				
COCOA BUTTER	MT	276	119	1456	612
COCOA-CAKE,POWDER,ETC	MT	227	349	262	576
CHOCOLATE PREPARATIONS	MT	4295	5083	13398	15285
TEA-CRUDE OR PREPARED	MT	2072	2338	8492	7817
SPICES	MT	345	410	680	478
ALLIED GUMS	MT				
RUBBER-CRUDE	MT	1521	71	1821	79
RUBBER-LATEX	MT				
RUBBER-DRY FORM	MT	1521	71	1821	79
SILK-RAW	MT				
WOOL-UNMFD,FREE	MT	1	28	1	32
FIBERS-EX COTTON,JUTE	MT	0	75	0	26
OILS-ESSENTIAL	MT	29	40	524	687
DRUGS	MT	1610	1529	6046	1587
OTHER COMPLEMENTARY	NA	---	---	1919	1740
SUPPLEMENTARY	NA	---	---	671379	868813
ANIMALS & ANIMAL PRODS	NA	---	---	340806	465621
ANIMALS-LIVE,EX PLTRY	NA	---	---	188893	212291
CATTLE-DUTTABLE	NOD	513	333	120703	129059
MEATS AND MEAT PRODS	MT	51619	80948	84361	158631
MEATS-P,L,&S-ORD	MT	24619	34678	42587	80381
MEATS-FRESH,FROZEN	MT	24823	37137	35976	85256
BEEF AND VEAL	MT	20630	34659	32603	80342
PORK	MT	22230	31443	32509	65931
MEATS-PREP,PRES	MT	1192	1398	4143	5014
BEEF AND VEAL	MT	34	27	228	212
PORK	MT	1676	1743	5501	6160
MUTTON-GOAT, & LAMB	MT	6	17	8	40
POULTRY & PRODUCTS	NA	---	---	8740	6900
DAIRY PRODUCTS	NA	---	---	5624	8327
NONFAT DRY MILK	MT	686	879	437	505
CHEESE	MT	1489	2107	3974	5601
CASEIN AND MIXTURES	MT	378	1156	454	1648
FATS OILS AND GREASES	MT	1786	1221	689	1038
HIDES AND SKINS	NA	---	---	47608	68605
SHEEP & LAMB SKINS	MT	566	148	325	168
FURSKINS	NA	---	---	24835	32567
WOOL-UNMFD,EX FREE	MT	96	146	101	208
SAUSAGE CASINGS	NA	---	---	5930	5580
OTHER ANIMAL PRODUCTS	NA	---	---	3762	4145
VEGETABLE PRODUCTS	NA	---	---	330573	402791
GRAINS AND PREPS	NA	---	---	71881	95760
WHEAT-EX SEED,ED	MT	25	1485	6	209
BARLEY	MT	95462	153403	10443	17283
BISCUITS,WAFERS	MT	17801	21725	22550	29632
FRUITS AND PREPS	NA	---	---	37098	32579
FRESH OR FROZEN	MT	55591	61515	32383	28267
STRAWBERRIES	MT	399	606	279	464
PREPARED OR PRES	MT	5152	2492	3233	2772
PINEAPPLES	MT				
FRUIT JUICES	MLT	7130	8980	1482	1540
NUTS AND PREPS	NA	---	---	670	451
VEGETABLES AND PREPS	NA	---	---	28992	33838
FRESH OR FROZEN	NA	---	---	18966	20802
TOMATOES	MT	522	856	298	253
PREPARED OR PRES	NA	---	---	10024	13036
OLIVES	MLT	21	16	41	24
MUSHROOMS,CANNED	MT	126	99	324	145
HOPS & EXTRACT FU	MT	127	84	208	63
SUGAR AND REL PRODS	NA	---	---	50722	54040
SUGAR-CANE,BEET	MT	95378	88938	28047	20972
MOLASSES INEDIBLE	MLT	0	0	6	7
CONFECTIONERY PRODS	MT	1325	2083	1401	2273
SPICES	MT	361	423	299	374
TOBACCO,UNMFD	MT	3002	5908	8481	15240
TOBACCO-FILLER	MT	1193	2588	2625	5520
TOBACCO-SCRAP	MT	1594	2742	5380	9622
BEVERGES EX FR JUICE	MLT	108230	143989	41072	54581
WINE	MLT	594	415	662	512
MALT BEVERAGES	MLT	106865	141625	40132	54211
FEEDS & FODDERS	NA	---	---	43159	52812
OILSEEDS AND PRODS	NA	---	---	18520	27312
OILSEEDS & OILNUTS	MT	56473	89706	15259	22922
FLAXSEED	MT	18792	55907	3156	13392
SESAME SEED	MT	0	86	0	25
OILS AND WAXES-VEG	MT	4933	5104	2111	2914
CASTOR OIL	MT	2	0	0	0
COCONUT OIL	MT				
OLIVE OIL	MT	0	9	0	16
PALM OIL	MT	363	314	162	189
PALM KERNEL OIL	MT	11	0	12	0
OILCAKE AND MEAL	MT	6992	8678	1150	1476
COTTON,EX LINTERS	MT				
COTTON LINTERS	MT	0	50	0	15
SEEDS,FIELD & GARDEN	NA	---	---	21927	19103
NURSERY STOCK	NA	---	---	6535	8513
OTHER VEG PRODUCTS	NA	---	---	1613	3174

Reproduced from best available copy.

TABLE 2--U.S. AGRICULTURAL IMPORTS: QUANTITY AND VALUE, COUNTRY BY COMMODITY GROUP, FISCAL YEARS 1978 AND 1979

COUNTRY AND COMMODITY GROUP	UNIT	QUANTITY 1978	QUANTITY 1979	VALUE 1978 $1,000	VALUE 1979 $1,000
201 MEXICO		---	---	998505	1241522
COMPLEMENTARY	NA	---	---	307034	452335
BANANAS-FRESH	MT	17868	18873	2657	2638
PLANTAINS-FRESH	MT	291	515	71	138
COFFEE-GREEN	MT	71013	120808	243927	378936
COFFEE-ROASTED	MT	4689	3188	20192	12222
COFFEE-SOLUBLE,EXTRACTS	MT	821	1827	3483	9490
COCOA BEANS	MT	1747	1200	5985	3968
COCOA BUTTER	MT	2086	3210	8993	14778
COCOA-CAKE,POWDER,ETC	MT	108	0	318	0
CHOCOLATE PREPARATIONS	MT	584	662	920	905
TEA-CRUDE OR PREPARED	MT				
SPICES	MT	2794	3635	85	2869
ALLIED GUMS	MT				
RUBBER-CRUDE	MT				
RUBBER-LATEX	MT				
RUBBER-DRY FORM	MT				
SILK-RAW	MT				
WOOL-UNMFD,FREE	MT				
FIBERS-EX COTTON,JUTE	MT	7658	8853	6285	7625
OILS-ESSENTIAL	MT	463	496	9642	12973
GRASS	MT	378	242	577	413
OTHER COMPLEMENTARY	NA	---	---	2279	5253
SUPPLEMENTARY	NA	---	---	692471	789187
ANIMALS & ANIMAL PRODS	NA	---	---	151812	135482
ANIMALS-LIVE,EX PLTRY	NA	---	---	97061	101375
CATTLE-DUTTABLE	HNO	721	517	86677	100950
MEATS AND MEAT PRODS	MT	29724	11530	49101	27397
MEATS-P,L,RB-HR2	MT	29327	10918	48724	26436
MEATS-FRESH,FROZEN	MT	29691	11391	49447	27168
BEEF AND VEAL	MT	29359	11210	48778	27027
PORK	MT	0	0	0	10
MEATS-PREP,PRES	MT	33	122	54	207
BEEF AND VEAL	MT	33	109	54	184
PORK	MT				
MUTTON,GOAT, & LAMB	MT	0	17	0	11
POULTRY & PRODUCTS	NA	---	---	2	0
DAIRY PRODUCTS	NA	---	---	4	814
NONFAT DRY MILK	MT				
CHEESE	MT	1	134	4	814
CASEIN AND MIXTURES	MT				
FATS OILS AND GREASES	MT	0	1	0	1
HIDES AND SKINS	NA	---	---	146	103
SHEEP & LAMB SKINS	MT	0	1	9	7
FURSKINS	NA	---	---	70	46
WOOL-UNMF,EX FREE	MT	3	3	14	8
SAUSAGE CASINGS	NA	---	---	3150	8710
OTHER ANIMAL PRODUCTS	NA	---	---	2312	1678
VEGETABLE PRODUCTS	NA	---	---	540658	653706
GRAINS AND PREPS	NA	---	---	6156	10349
WHEAT-EX SEED,FD	MT				
BARLEY	MT				
BISCUITS,WAFERS	MT	2783	3917	2456	3712
FRUITS AND PREPS	NA	---	---	111124	138078
FRESH OR FROZEN	MT	13899911	16487522	81412	100937
STRAWBERRIES	MT	52140	60995	25518	30535
PREPARED OR PRES	MT	31859	30373	17086	21658
PINEAPPLES	MT	20245	18436	11251	10452
FRUIT JUICES	MLT	56708	69372	12026	11483
NUTS AND PREPS	NA	---	---	1003	2781
VEGETABLES AND PREPS	NA	---	---	323741	359457
FRESH OR FROZEN	NA	---	---	293229	321440
TOMATOES	MT	377574	423508	163441	154903
PREPARED OR PRES	NA	---	---	30512	38017
OLIVES	MLT	892	292	176	79
MUSHROOMS,CANNED	MT				
HOPS & EXTRACT FD	MT	8	4	10	2
SUGAR AND REL PRODS	NA	---	---	26541	58056
SUGAR-CANE,BEET	MT	27	84140	14	21868
MOLASSES INEDIBLE	MLT	529	378	19153	28580
CONFECTIONERY PRODS	MT	707	891	627	943
SPICES	MT	1451	1665	1902	1959
TOBACCO,UNMFD	MT	10063	9858	17589	18056
TOBACCO-FILLER	MT	5279	3782	8324	7276
TOBACCO-SCRAP	MT	4052	4497	8668	8638
BEVERAGES EX FR JUICE	MLT	26297	38618	13923	19293
WINE	MLT	98	140	126	251
MALT BEVERAGES	MLT	24399	32408	12918	17608
FEEDS & FODDERS	NA	---	---	2053	1137
OILSEDS AND PRODS	NA	---	---	16785	22936
OILSEDS & OILNUTS	MT	18263	20695	15119	21212
FLAXSEED	MT				
SESAME SEED	MT	10125	20581	14986	20995
OILS AND WAXES-VEG	MT	1132	593	1656	1462
CASTOR OIL	MT				
COCONUT OIL	MT				
OLIVE OIL	MT				
PALM OIL	MT				
PALM KERNEL OIL	MT				
OILCAKE AND MEAL	MT	20	919	10	181
COTTON,EX LINTERS	MT	91	468	142	508
COTTON LINTERS	MT	9096	8364	3418	3504
SEEDS,FIELD & GARDEN	NA	---	---	2275	2462
NURSERY STOCK	NA	---	---	410	386
OTHER VEG PRODUCTS	NA	---	---	13599	14706

TABLE 2 --U.S. AGRICULTURAL IMPORTS: QUANTITY AND VALUE, COUNTRY BY COMMODITY GROUP, FISCAL YEARS 1978 AND 1979

COUNTRY AND COMMODITY GROUP	UNIT	QUANTITY 1978	QUANTITY 1979	VALUE 1978 $1,000	VALUE 1979 $1,000
205 GUATEMALA		---	---	315095	328766
COMPLEMENTARY	NA	---	---	247064	237550
BANANAS-FRESH	MT	185199	170747	19506	18658
PLANTAINS-FRESH	MT	3735	1950	659	350
COFFEE-GREEN	MT	55371	68536	212418	203783
COFFEE-ROASTED	MT	770	739	2079	2426
COFFEE-SOLUBLE,EXTRACTS	MT	19	283	172	1954
COCOA BEANS	MT	2507	1905	8248	6530
COCOA BUTTER	MT				
COCOA-CAKE,POWDER,ETC	MT				
CHOCOLATE PREPARATIONS	MT	0	45	0	162
TEA-CRUDE OR PREPARED	MT				
SPICES	MT	161	176	1140	915
ALLIED GUMS	MT				
RUBBER-CRUDE	MT				
RUBBER-LATEX	MT				
RUBBER-DRY FORM	MT				
SILK-RAW	MT				
WOOL-UNMFD,FREE	MT				
FIBERS-EX COTTON,JUTE	MT				
OILS-ESSENTIAL	MT	151	124	1042	1035
DRUGS	MT	273	98	358	140
OTHER COMPLEMENTARY	NA	---	---	1407	1599
SUPPLEMENTARY	NA	---	---	68931	91216
ANIMALS & ANIMAL PRODS	NA	---	---	23334	38471
ANIMALS-LIVE,EX PLTRY	NA	---	---	25	47
CATTLE-DUTIABLE	NNO				
MEATS AND MEAT PRODS	MT	13171	15545	23274	38337
MEATS-P,L,#8-482	MT	13158	15545	23239	38337
MEATS-FRESH,FROZEN	MT	13165	15545	23259	38337
BEEF AND VEAL	MT	13158	15545	23239	38337
PORK	MT				
MEATS-PREP,PRES	MT	6	0	20	0
BEEF AND VEAL	MT	6	0	20	0
PORK	MT				
MUTTON,GOAT, & LAMB	MT				
POULTRY & PRODUCTS	NA	---	---		
DAIRY PRODUCTS	NA	---	---	18	76
NONFAT DRY MILK	MT				
CHEESE	MT	0	25	18	76
CASEIN AND MIXTURES	MT				
FATS OILS AND GREASES	MT				
HIDES AND SKINS	NA	---	---		
SHEEP & LAMB SKINS	MT				
FURSKINS	NA	---	---		
WOOL-UNMFD,EX FREE	MT				
SAUSAGE CASINGS	NA	---	---	8	8
OTHER ANIMAL PRODUCTS	NA	---	---	12	12
VEGETABLE PRODUCTS	NA	---	---	45597	52749
GRAINS AND PREPS	NA	---	---	4	11
WHEAT-EX SEED,ED	MT				
BARLEY	MT				
BISCUITS,WAFERS	MT				
FRUITS AND PREPS	NA	---	---	95	244
FRESH OR FROZEN	MT	374	1366	91	229
STRAWBERRIES	MT				
PREPARED OR PRES	MT	3	19	3	16
PINEAPPLES	MT	0	5	0	5
FRUIT JUICES	MLT				
NUTS AND PREPS	NA	---	---	5	127
VEGETABLES AND PREPS	NA	---	---	2420	3520
FRESH OR FROZEN	NA	---	---	2345	3298
TOMATOES	MT				
PREPARED OR PRES	NA	---	---	75	222
OLIVES	MLT				
MUSHROOMS,CANNED	MT				
HOPS & EXTRACT EQ	MT				
SUGAR AND REL PRODS	NA	---	---	27541	30788
SUGAR-CANE,BEET	MT	128260	140131	22056	26968
MOLASSES INEDIBLE	MLT	83	50	4455	3565
CONFECTIONERY PRODS	MT	0	13	0	17
SPICES	MT				
TOBACCO,UNMFD	MT	2006	3094	5239	9018
TOBACCO-FILLER	MT	45	63	128	148
TOBACCO-SCRAP	MT	1833	2213	4920	6724
BEVERAGES EX FR JUICE	MLT				
WINE	MLT				
MALT BEVERAGES	MLT				
FEEDS & FODDERS	NA	---	---		
OILSEDS AND PRODS	NA	---	---	5486	6054
OILSEEDS & OILNUTS	MT	7528	6731	5486	6054
FLAXSEED	MT				
SESAME SEED	MT	7528	6731	5486	6054
OILS AND WAXES-VEG	MT				
CASTOR OIL	MT				
COCONUT OIL	MT				
OLIVE OIL	MT				
PALM OIL	MT				
PALM KERNEL OIL	MT				
OILCAKE AND MEAL	MT				
COTTON,EX LINTERS	MT				
COTTON LINTERS	MT	280	881	231	408
SEEDS,FIELD & GARDEN	NA	---	---	1287	1347
NURSERY STOCK	NA	---	---	3292	3226
OTHER VEG PRODUCTS	NA	---	---		

TABLE 2--U.S. AGRICULTURAL IMPORTS: QUANTITY AND VALUE, COUNTRY BY COMMODITY GROUP, FISCAL YEARS 1978 AND 1979

COUNTRY AND COMMODITY GROUP	UNIT	QUANTITY 1978	QUANTITY 1979	VALUE 1978 $1,000	VALUE 1979 $1,000
208 BELIZE		---	---	15925	11849
COMPLEMENTARY	NA	---	---	15	0
BANANAS-FRESH	MT	32	0	4	0
PLANTAINS-FRESH	MT				
COFFEE-GREEN	MT				
COFFEE-ROASTED	MT				
COFFEE-SOLUBLE,EXTRACTS	MT				
COCOA BEANS	MT	3	0	11	0
COCOA BUTTER	MT				
COCOA-CAKE,POWDER,ETC	MT				
CHOCOLATE PREPARATIONS	MT				
TEA-CRUDE OR PREPARED	MT				
SPICES	MT	0	0	0	0
ALLIED GUMS	MT				
RUBBER-CRUDE	MT				
RUBBER-LATEX	MT				
RUBBER-DRY FORM	MT				
SILK-RAW	MT				
WOOL-UNMFD,FREE	MT				
FIBERS-EX COTTON,JUTE	MT				
OILS-ESSENTIAL	MT				
DRUGS	MT				
OTHER COMPLEMENTARY	NA	---	---		
SUPPLEMENTARY	NA	---	---	15909	11849
ANIMALS & ANIMAL PRODS	NA	---	---	0	269
ANIMALS-LIVE,EX PLTRY	NA	---	---		
CATTLE-DUTIABLE	HND				
MEATS AND MEAT PRODS	MT	0	100	0	269
MEATS-P.L.R8-482	MT	0	100	0	269
MEATS-FRESH,FROZEN	MT	0	100	0	269
BEEF AND VEAL	MT	0	100	0	269
PORK	MT				
MEATS-PREP,PRES	MT				
BEEF AND VEAL	MT				
PORK	MT				
MUTTON,GOAT, & LAMB	MT				
POULTRY & PRODUCTS	NA	---	---		
DAIRY PRODUCTS	NA	---	---		
NONFAT DRY MILK	MT				
CHEESE	MT				
CASEIN AND MIXTURES	MT				
FATS OILS AND GREASES	MT				
HIDES AND SKINS	NA	---	---		
SHEEP & LAMB SKINS	MT				
FURSKINS	NA	---	---		
WOOL-UNMD,EX FREE	MT				
SAUSAGE CASINGS	NA	---	---		
OTHER ANIMAL PRODUCTS	NA	---	---		
VEGETABLE PRODUCTS	NA	---	---	15909	11579
GRAINS AND PREPS	NA	---	---		
WHEAT,EX SEED,FD	MT				
BARLEY	MT				
BISCUITS,WAFERS	MT				
FRUITS AND PREPS	NA	---	---	298	87
FRESH OR FROZEN	MT	552	0	290	0
STRAWBERRIES	MT				
PREPARED OR PRES	MT	15	21	7	87
PINEAPPLES	MT				
FRUIT JUICES	MLT	0	0	0	0
NUTS AND PREPS	NA	---	---		
VEGETABLES AND PREPS	NA	---	---	8	87
FRESH OR FROZEN	NA	---	---	8	87
TOMATOES	MT				
PREPARED OR PRES	NA	---	---		
OLIVES	MLT				
MUSHROOMS,CANNED	MT				
HOPS & EXTRACT FD	MT				
SUGAR AND REL PRODS	MT	---	---	15332	11234
SUGAR-CANE,BEET	MT	56181	81520	14897	10299
MOLASSES INEDIBLE	MLT	25	20	426	935
CONFECTIONERY PRODS	MT				
SPICES	MT				
TOBACCO,UNMFD	MT				
TOBACCO-FILLER	MT				
TOBACCO-SCRAP	MT				
BEVERAGES EX FR JUICE	MLT				
WINE	MLT				
MALT BEVERAGES	MLT				
FEEDS & FODDERS	NA	---	---	129	102
OILSEDS AND PRODS	NA	---	---	1	1
OILSEDS & OILNUTS	MT	1	1	1	1
FLAXSEED	MT				
SESAME SEED	MT				
OILS AND WAXES-VEG	MT				
CASTOR OIL	MT				
COCONUT OIL	MT				
OLIVE OIL	MT				
PALM OIL	MT				
PALM KERNEL OIL	MT				
OILCAKE AND MEAL	MT				
COTTON,EX LINTERS	MT				
COTTON LINTERS	MT				
SEEDS,FIELD & GARDEN	NA	---	---	0	4
NURSERY STOCK	NA	---	---	126	135
OTHER VEG PRODUCTS	NA	---	---	19	8

TABLE 2--U.S. AGRICULTURAL IMPORTS: QUANTITY AND VALUE, COUNTRY BY COMMODITY GROUP, FISCAL YEARS 1978 AND 1979

COUNTRY AND COMMODITY GROUP	UNIT	QUANTITY 1978	QUANTITY 1979	VALUE 1978 $1,000	VALUE 1979 $1,000
211 EL SALVADOR		---	---	128585	244215
COMPLEMENTARY	NA	---	---	92888	205795
BANANAS-FRESH	MT				
PLANTAINS-FRESH	MT				
COFFEE-GREEN	MT	23722	70962	68081	193529
COFFEE-ROASTED	MT	7	2756	70	7211
COFFEE-SOLUBLE,EXTRACTS	MT	402	452	3411	3465
COCOA BEANS	MT	14	18	45	63
COCOA BUTTER	MT	62	0	216	0
COCOA-CAKE,POWDER,ETC	MT	53	0	245	0
CHOCOLATE PREPARATIONS	MT	193	334	780	1515
TEA-CRUDE OR PREPARED	MT				
SPICES	MT				
ALLIED GUMS	MT				
RUBBER-CRUDE	MT				
RUBBER-LATEX	MT				
RUBBER-DRY FORM	MT				
SILK-RAW	MT				
WOOL-UNMFD,FREE	MT				
FIBERS-EX COTTON,JUTE	MT	100	0	40	0
OILS-ESSENTIAL	MT				
DRUGS	MT	0	1	0	12
OTHER COMPLEMENTARY	NA	---	---	0	0
SUPPLEMENTARY	NA	---	---	35698	38420
ANIMALS & ANIMAL PRODS	NA	---	---	5340	12595
ANIMALS-LIVE,EX PLTRY	NA	---	---	0	5
CATTLE-DUTIABLE	NNO				
MEATS AND MEAT PRODS	MT	2744	4948	5241	12390
MEATS-P.L.88-482	MT	2744	4940	5241	12396
MEATS-FRESH,FROZEN	MT	2744	4948	5241	12399
BEEF AND VEAL	MT	2744	4940	5241	12396
PORK	MT				
MEATS-PREP,PRES	MT				
BEEF AND VEAL	MT				
PORK	MT				
MUTTON,GOAT, & LAMB	MT				
POULTRY & PRODUCTS	NA	---	---	0	33
DAIRY PRODUCTS	NA	---	---	97	150
NONFAT DRY MILK	MT				
CHEESE	MT	31	46	97	150
CASEIN AND MIXTURES	MT				
FATS OILS AND GREASES	MT				
HIDES AND SKINS	NA	---	---		
SHEEP & LAMB SKINS	MT				
FURSKINS	NA	---	---		
WOOL-UNMFD,EX FREE	MT				
SAUSAGE CASINGS	NA	---	---		
OTHER ANIMAL PRODUCTS	NA	---	---	2	5
VEGETABLE PRODUCTS	NA	---	---	30358	25824
GRAINS AND PREPS	NA	---	---	5	7
WHEAT-EX SEED,ED	MT				
BARLEY	MT				
BISCUITS,WAFERS	MT	1	1	0	5
FRUITS AND PREPS	NA	---	---	312	210
FRESH OR FROZEN	MT	1021	736	312	206
STRAWBERRIES	MT	0	25	0	15
PREPARED OR PRES	MT	0	1	0	2
PINEAPPLES	MT				
FRUIT JUICES	MLT				
NUTS AND PREPS	NA	---	---	81	419
VEGETABLES AND PREPS	NA	---	---	387	341
FRESH OR FROZEN	NA	---	---	386	341
TOMATOES	MT				
PREPARED OR PRES	NA	---	---	1	0
OLIVES	MLT				
MUSHROOMS,CANNED	MT				
MAPS & EXTRACT EQ	MT				
SUGAR AND REL PRODS	NA	---	---	28607	23542
SUGAR-CANE,BEET	MT	130482	114538	27039	21601
MOLASSES INEDIBLE	MLT	28	23	1010	1679
CONFECTIONERY PRODS	MT	7	0	6	0
SPICES	MT				
TOBACCO,UNMFD	MT	223	280	578	614
TOBACCO-FILLER	MT	5	0	18	0
TOBACCO-SCRAP	MT	218	207	560	609
BEVERGES EX FR JUICE	MLT	30	36	22	30
WINE	MLT				
MALT BEVERAGES	MLT	30	36	22	30
FEEDS & FODDERS	NA	---	---		
OILSEEDS AND PRODS	NA	---	---	300	636
OILSEEDS & OILNUTS	MT	496	681	300	636
FLAXSEED	MT				
SESAME SEED	MT	496	680	300	636
OILS AND WAXES-VEG	MT				
CASTOR OIL	MT				
COCONUT OIL	MT				
OLIVE OIL	MT				
PALM OIL	MT				
PALM KERNEL OIL	MT				
OILCAKE AND MEAL	MT				
COTTON,EX LINTERS	MT				
COTTON LINTERS	MT				
SEEDS,FIELD & GARDEN	NA	---	---	38	4
NURSERY STOCK	NA	---	---	28	21
OTHER VEG PRODUCTS	NA	---	---		

TABLE 2--U.S. AGRICULTURAL IMPORTS: QUANTITY AND VALUE, COUNTRY BY COMMODITY GROUP, FISCAL YEARS 1978 AND 1979

COUNTRY AND COMMODITY GROUP	UNIT	QUANTITY 1978	QUANTITY 1979	VALUE 1978 $1,000	VALUE 1979 $1,000
215 HONDURAS		---	---	268957	286548
COMPLEMENTARY	NA	---	---	213676	193715
BANANAS-FRESH	MT	545201	595899	90139	102507
PLANTAINS-FRESH	MT	1014	68	146	17
COFFEE-GREEN	MT	31910	30066	119486	87503
COFFEE-ROASTED	MT	255	484	606	1343
COFFEE-SOLUBLE,EXTRACTS	MT				
COCOA BEANS	MT	298	207	986	720
COCOA BUTTER	MT				
COCOA-CAKE,POWDER,ETC	MT				
CHOCOLATE PREPARATIONS	MT	73	0	334	0
TEA-CRUDE OR PREPARED	MT				
SPICES	MT	169	91	236	189
ALLIED GUMS	MT				
RUBBER-CRUDE	MT				
RUBBER-LATEX	MT				
RUBBER-DRY FORM	MT				
SILK-RAW	MT				
WOOL-UNMFD,FREE	MT				
FIBERS-EX COTTON,JUTE	MT				
OILS-ESSENTIAL	MT	2	1	14	10
DRUGS	MT	3	7	8	8
OTHER COMPLEMENTARY	NA	---	---	1725	1457
SUPPLEMENTARY	NA	---	---	55581	95829
ANIMALS & ANIMAL PRODS	NA	---	---	32804	61928
ANIMALS-LIVE,EX PLTRY	NA	---	---		
CATTLE-DUTTABLE	NMX				
MEATS AND MEAT PRODS	MT	19534	27896	32782	61874
MEATS-P,L,88-482	MT	19485	27789	32706	61756
MEATS-FRESH,FROZEN	MT	19534	27896	32782	61874
BEEF AND VEAL	MT	19479	27789	32782	61750
PORK	MT				
MEATS-PREP,PRES	MT				
BEEF AND VEAL	MT				
PORK	MT				
MUTTON,GOAT, & LAMB	MT				
POULTRY & PRODUCTS	NA	---	---		
DAIRY PRODUCTS	NA	---	---		
NONFAT DRY MILK	MT				
CHEESE	MT				
CASEIN AND MIXTURES	MT				
FATS OILS AND GREASES	MT	0	0	0	0
HIDES AND SKINS	NA	---	---	0	49
SHEEP & LAMB SKINS	MT				
FURSKINS	NA	---	---		
WOOL-UNMFD,EX FREE	MT				
SAUSAGE CASINGS	NA	---	---		
OTHER ANIMAL PRODUCTS	NA	---	---	22	0
VEGETABLE PRODUCTS	NA	---	---	22277	33905
GRAINS AND PREPS	NA	---	---	0	0
WHEAT-EX SEED,FD	MT				
BARLEY	MT				
BISCUITS,WAFERS	MT	0	0	0	0
FRUITS AND PREPS	NA	---	---	4271	5009
FRESH OR FROZEN	MT	799596	1010509	4216	5008
STRAWBERRIES	MT				
PREPARED OR PRES	MT	107	2	55	1
PINEAPPLES	MT	93	0	51	0
FRUIT JUICES	MLT	0	0	0	0
NUTS AND PREPS	NA	---	---	799	715
VEGETABLES AND PREPS	NA	---	---	569	766
FRESH OR FROZEN	NA	---	---	355	484
TOMATOES	MT	185	79	99	81
PREPARED OR PRES	NA	---	---	214	281
OLIVES	MLT				
MUSHROOMS,CANNED	MT				
HOPS & EXTRACT FD	MT				
SUGAR AND HFL PRODS	NA	---	---	7981	17635
SUGAR-CANE,BEET	MT	28251	55800	7059	13592
MOLASSES INEDIBLE	MLT	18	76	790	3854
CONFECTIONERY PRODS	MT				
SPICES	MT				
TOBACCO,UNMFD	MT	2251	2016	5692	5254
TOBACCO-FILLER	MT	662	619	1968	2256
TOBACCO-SCRAP	MT	1205	964	2646	1531
BEVERGES EX FR JUICE	MLT	0	0	0	3
WINE	MLT				
MALT BEVERAGES	MLT	0	0	0	3
FEEDS & FODDERS	NA	---	---		
OILSEEDS AND PRODS	NA	---	---	896	2125
OILSEEDS & OILNUTS	MT	1229	2370	896	2125
FLAXSEED	MT				
SESAME SEED	MT	1229	2356	896	2122
OILS AND WAXES-VEG	MT				
CASTOR OIL	MT				
COCONUT OIL	MT				
OLIVE OIL	MT				
PALM OIL	MT				
PALM KERNEL OIL	MT				
OILCAKE AND MEAL	MT				
COTTON,EX LINTERS	MT				
COTTON LINTERS	MT				
SEEDS,FIELD & GARDEN	NA	---	---	77	256
NURSERY STOCK	NA	---	---	1993	2140
OTHER VEG PRODUCTS	NA	---	---	0	0

TABLE 2--U.S. AGRICULTURAL IMPORTS: QUANTITY AND VALUE, COUNTRY BY COMMODITY GROUP, FISCAL YEARS 1978 AND 1979

COUNTRY AND COMMODITY GROUP	UNIT	QUANTITY 1978	QUANTITY 1979	VALUE 1978 $1,000	VALUE 1979 $1,000
210 NICARAGUA		---	---	142248	179251
COMPLEMENTARY	NA	---	---	59681	50508
BANANAS-FRESH	MT	131865	104387	19210	20589
PLANTAINS-FRESH	MT				
COFFEE-GREEN	MT	9793	9888	38278	27163
COFFEE-ROASTED	MT	0	641	0	1790
COFFEE-SOLUBLE,EXTRACTS	MT	117	67	1157	422
COCOA BEANS	MT	189	0	862	0
COCOA BUTTER	MT				
COCOA-CAKE,POWDER,ETC	MT				
CHOCOLATE PREPARATIONS	MT				
TEA-CRUDE OR PREPARED	MT				
SPICES	MT	325	319	264	254
ALLIED GUMS	MT				
RUBBER-CRUDE	MT				
RUBBER-LATEX	MT				
RUBBER-DRY FORM	MT				
SILK-RAW	MT				
WOOL-UNMFD,FREE	MT				
FIBERS-EX COTTON,JUTE	MT				
OILS-ESSENTIAL	MT	86	71	15	13
DRUGS	MT	19	31	96	272
OTHER COMPLEMENTARY	NA	---	---		
SUPPLEMENTARY	NA	---	---	82568	128748
ANIMALS & ANIMAL PRODS	NA	---	---	54470	99806
ANIMALS-LIVE,EX PLTRY	NA	---	---	189	0
CATTLE-DUTTABLE	NUM				
MEATS AND MEAT PRODS	MT	30039	38407	54129	99609
MEATS-P,L,BB-SAS	MT	29414	38317	53298	99408
MEATS-FRESH,FROZEN	MT	30039	38407	54129	99609
BEEF AND VEAL	MT	30036	38385	54129	99570
PORK	MT				
MEATS-PREP,PRES	MT				
BEEF AND VEAL	MT				
PORK	MT				
MUTTON,GOAT, & LAMB	MT				
POULTRY & PRODUCTS	NA	---	---		
DAIRY PRODUCTS	NA	---	---	87	60
NONFAT DRY MILK	MT				
CHEESE	MT	34	20	87	60
CASEIN AND MIXTURES	MT				
FATS OILS AND GREASES	MT	22	0	20	0
HIDES AND SKINS	NA	---	---	0	123
SHEEP & LAMB SKINS	MT				
FURSKINS	NA	---	---		
WOOL-UNMFD,EX FREE	MT				
SAUSAGE CASINGS	NA	---	---	5	0
OTHER ANIMAL PRODUCTS	NA	---	---	80	15
VEGETABLE PRODUCTS	NA	---	---	28096	28941
GRAINS AND PREPS	NA	---	---	0	2
WHEAT-EX SEED,FD	MT				
BARLEY	MT				
BISCUITS,WAFERS	MT				
FRUITS AND PREPS	NA	---	---	2	140
FRESH OR FROZEN	MT	0	833	2	140
STRAWBERRIES	MT				
PREPARED OR PRES	MT	1	0	0	0
PINEAPPLES	MT				
FRUIT JUICES	MLT				
NUTS AND PREPS	NA	---	---	143	134
VEGETABLES AND PREPS	NA	---	---	626	550
FRESH OR FROZEN	NA	---	---	626	550
TOMATOES	MT				
PREPARED OR PRES	NA	---	---	0	0
OLIVES	MLT				
MUSHROOMS,CANNED	MT				
HOPS & EXTRACT FD	MT				
SUGAR AND NEL PRODS	NA	---	---	20510	21746
SUGAR-CANE,BEET	MT	81764	97921	19155	19017
MOLASSES INEDIBLE	MLT	42	84	1356	2729
CONFECTIONERY PRODS	MT				
SPICES	MT				
TOBACCO,UNMFD	MT	771	501	3854	3346
TOBACCO-FILLER	MT	274	146	1185	934
TOBACCO-SCRAP	MT	211	18	260	20
BEVERGES EX FR JUICE	MLT				
WINE	MLT				
MALT BEVERAGES	MLT				
FEEDS & FODDERS	NA	---	---		
OILSEEDS AND PRODS	NA	---	---	2869	3001
OILSEEDS & OILNUTS	MT	3025	7156	2869	2074
FLAXSEED	MT				
SESAME SEED	MT	3020	7156	2869	2074
OILS AND WAXES-VEG	MT				
CASTOR OIL	MT				
COCONUT OIL	MT				
OLIVE OIL	MT				
PALM OIL	MT				
PALM KERNEL OIL	MT				
OILCAKE AND MEAL	MT	0	5300	0	928
COTTON,EX LINTERS	MT				
COTTON LINTERS	MT	831	15	69	3
SEEDS,FIELD & GARDEN	NA	---	---		
NURSERY STOCK	NA	---	---	27	16
OTHER VEG PRODUCTS	NA	---	---	0	1

TABLE 2--U.S. AGRICULTURAL IMPORTS: QUANTITY AND VALUE, COUNTRY BY COMMODITY GROUP, FISCAL YEARS 1978 AND 1979

COUNTRY AND COMMODITY GROUP	UNIT	QUANTITY 1978	QUANTITY 1979	VALUE 1978 $1,000	VALUE 1979 $1,000
223 COSTA RICA					
COMPLEMENTARY	NA	---	---	235084	294167
BANANAS-FRESH	MT	501389	459869	77506	77894
PLANTAINS-FRESH	MT	8662	14446	1585	2945
COFFEE-GREEN	MT	19886	28237	71049	88565
COFFEE-ROASTED	MT	2116	260	8485	721
COFFEE-SOLUBLE,EXTRACTS	MT	0	0	0	0
COCOA BEANS	MT	3650	2336	13590	8822
COCOA BUTTER	MT	872	1241	3467	6357
COCOA-CAKE,POWDER,ETC	MT	653	1127	2341	3935
CHOCOLATE PREPARATIONS	MT	0	508	0	2023
TEA-CRUDE OR PREPARED	MT	0	0	2	0
SPICES	MT	17	25	8	18
ALLIED GUMS	MT				
RUBBER-CRUDE	MT				
RUBBER-LATEX	MT				
RUBBER-DRY FORM	MT				
SILK-RAW	MT				
WOOL-UNMFD,FREE	MT				
FIBERS-EX COTTON,JUTE	MT				
OILS-ESSENTIAL	MT				
DRUGS	MT	3	16	6	21
OTHER COMPLEMENTARY	NA	---	---	632	977
SUPPLEMENTARY	NA	---	---	56473	102288
ANIMALS & ANIMAL PRODS	NA	---	---	38391	80545
ANIMALS-LIVE,EX PLTRY	NA	---	---	1	0
CATTLE-DUTIABLE	ANO				
MEATS AND MEAT PRODS	MT	22314	33000	38236	80324
MEATS-P,L,BB-JAZ	MT	22314	32984	38236	80302
MEATS-FRESH,FROZEN	MT	22314	33000	38236	80324
BEEF AND VEAL	MT	22314	32984	38236	80302
PORK	MT				
MEATS-PREP,PRES	MT				
BEEF AND VEAL	MT				
PORK	MT				
MUTTON,GOAT, & LAMB	MT				
POULTRY & PRODUCTS	NA	---	---		
DAIRY PRODUCTS	NA	---	---		
NONFAT DRY MILK	MT				
CHEESE	MT				
CASEIN AND MIXTURES	MT				
FATS OILS AND GREASES	MT				
HIDES AND SKINS	NA	---	---		
SHEEP & LAMB SKINS	MT				
FURSKINS	NA	---	---		
WOOL-UNMFD,EX FREE	MT				
SAUSAGE CASINGS	NA	---	---		
OTHER ANIMAL PRODUCTS	NA	---	---	154	218
VEGETABLE PRODUCTS	NA	---	---	18082	21743
GRAINS AND PREPS	NA	---	---	393	421
WHEAT,EX SEED,FD	MT				
BARLEY	MT				
BISCUITS,WAFERS	MT	158	85	134	92
FRUITS AND PREPS	NA	---	---	609	350
FRESH OR FROZEN	MT	1669	1654	17	11
STRAWBERRIES	MT				
PREPARED OR PRES	MT	2857	499	585	216
PINEAPPLES	MT	0	88	5	23
FRUIT JUICES	MLT	0	151	5	124
NUTS AND PREPS	NA	---	---	886	345
VEGETABLES AND PREPS	NA	---	---	3190	3302
FRESH OR FROZEN	NA	---	---	1361	1591
TOMATOES	MT				
PREPARED OR PRES	NA	---	---	1828	1711
OLIVES	MLT				
MUSHROOMS,CANNED	MT	531	486	1603	1495
HOPS & EXTRACT FM	MT				
SUGAR AND REL PRODS	NA	---	---	5578	9930
SUGAR-CANE,BEET	MT	22127	87499	5540	9896
MOLASSES EDUTABLE	MLT				
CONFECTIONERY PRODS	MT	0	9	0	18
SPICES	MT				
TOBACCO,UNMFD	MT	614	609	2344	1757
TOBACCO-FILLER	MT	9	6	19	14
TOBACCO-SCRAP	MT	604	510	2325	1733
BEVERAGES EX FR JUICE	MLT	10	0	8	0
WINE	MLT				
MALT BEVERAGES	MLT	10	0	8	0
FEEDS & FODDERS	NA	---	---		
OILSEEDS AND PRODS	NA	---	---	37	5
OILSEEDS & OILNUTS	MT	50	0	34	0
FLAXSEED	MT				
SESAME SEED	MT				
OILS AND WAXES-VEG	MT	1	2	3	5
CASTOR OIL	MT				
COCONUT OIL	MT	1	2	3	5
OLIVE OIL	MT				
PALM OIL	MT				
PALM KERNEL OIL	MT				
OILCAKE AND MEAL	MT				
COTTON,EX LINTERS	MT				
COTTON LINTERS	MT				
SEEDS,FIELD & GARDEN	NA	---	---	1676	2189
NURSERY STOCK	NA	---	---	3369	5803
OTHER VEG PRODUCTS	NA	---	---	5	0

TABLE 2--U.S. AGRICULTURAL IMPORTS: QUANTITY AND VALUE, COUNTRY BY COMMODITY GROUP, FISCAL YEARS 1978 AND 1979

COUNTRY AND COMMODITY GROUP	UNIT	QUANTITY 1978	QUANTITY 1979	VALUE 1978 $1,000	VALUE 1979 $1,000
225 PANAMA		---	---	58072	79328
COMPLEMENTARY	NA	---	---	35229	47712
BANANAS-FRESH	MT	149154	267168	21299	37888
PLANTAINS-FRESH	MT	0	408	0	97
COFFEE-GREEN	MT	2328	1307	9268	4028
COFFEE-ROASTED	MT	282	413	823	1059
COFFEE-SOLUBLE,EXTRACTS	MT				
COCOA BEANS	MT	793	991	2411	3365
COCOA BUTTER	MT				
COCOA-CAKE,POWDER,ETC	MT				
CHOCOLATE PREPARATIONS	MT				
TEA-CRUDE OR PREPARED	MT				
SPICES	MT				
ALLIED GUMS	MT	3	0	5	0
RUBBER-CRUDE	MT				
RUBBER-LATEX	MT				
RUBBER-DRY FORM	MT				
SILK-RAW	MT				
WOOL-UNMFD,FREE	MT				
FIBERS-EX COTTON,JUTE	MT				
OILS-ESSENTIAL	MT				
DRUGS	MT				
OTHER COMPLEMENTARY	NA	---	---	1425	1279
SUPPLEMENTARY	NA	---	---	23193	31412
ANIMALS & ANIMAL PRODS	NA	---	---	1887	1968
ANIMALS-LIVE,EX POLTRY	NA	---	---	208	59
CATTLE-DUTIABLE	HND				
MEATS AND MEAT PRODS	MT	346	231	556	485
MEATS-P.L.AB-WP2	MT	339	198	501	429
MEATS-FRESH,FROZEN	MT	346	198	556	429
BEEF AND VEAL	MT	346	198	556	429
PORK	MT				
MEATS-PREP,PRES	MT	0	33	0	57
BEEF AND VEAL	MT	0	33	0	57
PORK	MT				
MUTTON,GOAT, & LAMB	MT				
POULTRY & PRODUCTS	NA	---	---		
DAIRY PRODUCTS	NA	---	---		
NONFAT DRY MILK	MT				
CHEESE	MT				
CASEIN AND MIXTURES	MT				
FATS OILS AND GREASES	MT				
HIDES AND SKINS	NA	---	---	213	0
SHEEP & LAMB SKINS	MT				
FURSKINS	NA	---	---		
WOOL-UNMD,EX FREE	MT				
SAUSAGE CASINGS	NA	---	---		
OTHER ANIMAL PRODUCTS	NA	---	---	437	531
VEGETABLE PRODUCTS	NA	---	---	21746	30544
GRAINS AND PREPS	NA	---	---	111	186
WHEAT-EX SEED,ED	MT				
BARLEY	MT				
BISCUITS,WAFERS	MT	22	26	34	33
FRUITS AND PREPS	NA	---	---	108	60
FRESH OR FROZEN	MT	355	173	108	60
STRAWBERRIES	MT				
PREPARED OR PRES	MT				
PINEAPPLES	MT				
FRUIT JUICES	MLT	0	0	0	0
NUTS AND PREPS	NA	---	---	0	4
VEGETABLES AND PREPS	NA	---	---	327	11
FRESH OR FROZEN	NA	---	---	326	11
TOMATOES	MT				
PREPARED OR PRES	NA	---	---	1	0
OLIVES	MLT				
MUSHROOMS,CANNED	MT				
HOPS & EXTRACT EQ	MT				
SUGAR AND REL PRODS	NA	---	---	20190	28903
SUGAR-CANE,BEET	MT	94067	122422	16981	26407
MOLASSES INEDIBLE	MLT	73	29	3165	2480
CONFECTIONERY PRODS	MY				
SPICES	MT				
TOBACCO,UNMFD	MT	294	446	901	1373
TOBACCO-FILLER	MT				
TOBACCO-SCRAP	MT	294	446	901	1373
BEVERGES EX FR JUICE	MLT	66	5	40	4
WINE	MLT	72	0	40	0
MALT BEVERAGES	MLT				
FEEDS & FODDERS	NA	---	---		
OILSEDS AND PRODS	NA	---	---	59	0
OILSEEDS & OILNUTS	MT	60	0	59	0
FLAXSEED	MT				
SESAME SEED	MT				
OILS AND WAXES-VEG	MT				
CASTOR OIL	MT				
COCONUT OIL	MT				
OLIVE OIL	MT				
PALM OIL	MT				
PALM KERNEL OIL	MT				
OILCAKE AND MEAL	MT				
COTTON,EX LINTERS	MT				
COTTON LINTERS	MT				
SEEDS,FIELD & GARDEN	NA	---	---		
NURSERY STOCK	NA	---	---	1	3
OTHER VEG PRODUCTS	NA	---	---		

TABLE 2--U.S. AGRICULTURAL IMPORTS: QUANTITY AND VALUE, COUNTRY BY COMMODITY GROUP, FISCAL YEARS 1978 AND 1979

COUNTRY AND COMMODITY GROUP	UNIT	QUANTITY 1978	QUANTITY 1979	VALUE 1978 $1,000	VALUE 1979 $1,000
227 CANAL ZONE		---	---	178	19
COMPLEMENTARY	NA	---	---	122	0
BANANAS-FRESH	MT				
PLANTAINS-FRESH	MT				
COFFEE-GREEN	MT				
COFFEE-ROASTED	MT				
COFFEE-SOLUBLE,EXTRACTS	MT				
COCOA BEANS	MT	81	0	122	0
COCOA BUTTER	MT				
COCOA-CAKE,POWDER,ETC	MT				
CHOCOLATE PREPARATIONS	MT				
TEA-CRUDE OR PREPARED	MT				
SPICES	MT				
ALLIED GUMS	MT				
RUBBER-CRUDE	MT				
RUBBER-LATEX	MT				
RUBBER-DRY FORM	MT				
SILK-RAW	MT				
WOOL-UNMFD,FREE	MT				
FIBERS-EX COTTON,JUTE	MT				
OILS-ESSENTIAL	MT				
DRUGS	MT				
OTHER COMPLEMENTARY	NA	---	---		
SUPPLEMENTARY	NA	---	---	56	19
ANIMALS & ANIMAL PRODS	NA	---	---	98	19
ANIMALS-LIVE,EX PLTRY	NA	---	---		
CATTLE-DUTTABLE	NNO				
MEATS AND MEAT PRODS	MT				
MEATS-P.L.RB-ARG	MT				
MEATS-FRESH,FROZEN	MT				
BEEF AND VEAL	MT				
PORK	MT				
MEATS-PREP,PRES	MT				
BEEF AND VEAL	MT				
PORK	MT				
MUTTON,GOAT, & LAMB	MT				
POULTRY & PRODUCTS	NA	---	---		
DAIRY PRODUCTS	NA	---	---	0	19
NONFAT DRY MILK	MT				
CHEESE	MT	0	5	0	19
CASEIN AND MIXTURES	MT				
FATS OILS AND GREASES	MT				
HIDES AND SKINS	NA	---	---		
SHEEP & LAMB SKINS	MT				
FURSKINS	NA	---	---		
WOOL-UNMD,EX FREE	MT				
SAUSAGE CASINGS	NA	---	---		
OTHER ANIMAL PRODUCTS	NA	---	---	48	0
VEGETABLE PRODUCTS	NA	---	---	R	0
GRAINS AND PREPS	NA	---	---	R	0
WHEAT-EX SEED,FD	MT				
BARLEY	MT				
BISCUITS,WAFERS	MT				
FRUITS AND PREPS	NA	---	---		
FRESH OR FROZEN	MT				
STRAWBERRIES	MT				
PREPARED OR PRES	MT				
PINEAPPLES	MT				
FRUIT JUICES	MLT				
NUTS AND PREPS	NA	---	---		
VEGETABLES AND PREPS	NA	---	---		
FRESH OR FROZEN	NA	---	---		
TOMATOES	MT				
PREPARED OR PRES	NA	---	---		
OLIVES	MLT				
MUSHROOMS,CANNED	MT				
HOPS & EXTRACT EQ	MT				
SUGAR AND REL PRODS	NA	---	---		
SUGAR-CANE,BEET	MT				
MOLASSES INFDTBLE	MLT				
CONFECTIONERY PRODS	MT				
SPICES	MT				
TOBACCO,UNMFD	MT				
TOBACCO-FILLER	MT				
TOBACCO-SCRAP	MT				
BEVERGES EX FR JUICE	MLT				
WINE	MLT				
MALT BEVERAGES	MLT				
FEEDS & FODDERS	NA	---	---		
OILSEDS AND PRODS	NA	---	---		
OILSEDS & OILNUTS	MT				
FLAXSEED	MT				
SESAME SEED	MT				
OILS AND WAXES-VEG	MT				
CASTOR OIL	MT				
COCONUT OIL	MT				
OLIVE OIL	MT				
PALM OIL	MT				
PALM KERNEL OIL	MT				
OILCAKE AND MEAL	MT				
COTTON,EX LINTERS	MT				
COTTON LINTERS	MT				
SEEDS,FIELD & GARDEN	NA	---	---		
NURSERY STOCK	NA	---	---		
OTHER VEG PRODUCTS	NA	---	---		

TABLE Z-U.S. AGRICULTURAL IMPORTS: QUANTITY AND VALUE, COUNTRY BY COMMODITY GROUP, FISCAL YEARS 1978 AND 1979

COUNTRY AND COMMODITY GROUP	UNIT	QUANTITY 1978	QUANTITY 1979	VALUE 1978 $1,000	VALUE 1979 $1,000
232 BERMUDA		---	---	2	1
COMPLEMENTARY	NA	---	---		
BANANAS-FRESH	MT				
PLANTAINS-FRESH	MT				
COFFEE-GREEN	MT				
COFFEE-ROASTED	MT				
COFFEE-SOLUBLE,EXTRACTS	MT				
COCOA BEANS	MT				
COCOA BUTTER	MT				
COCOA-CAKE,POWDER,ETC	MT				
CHOCOLATE PREPARATIONS	MT				
TEA-CRUDE OR PREPARED	MT				
SPICES	MT				
ALLIED GUMS	MT				
RUBBER-CRUDE	MT				
RUBBER-LATEX	MT				
RUBBER-DRY FORM	MT				
SILK-RAW	MT				
WOOL-UNMFD,FREE	MT				
FIBERS-EX COTTON,JUTE	MT				
OILS-ESSENTIAL	MT				
DRUGS	MT				
OTHER COMPLEMENTARY	NA	---	---		
SUPPLEMENTARY	NA	---	---	2	1
ANIMALS & ANIMAL PRODS	NA	---	---	2	1
ANIMALS-LIVE,EX PLTRY	NA	---	---	2	1
CATTLE-DUTTABLE	NO				
MEATS AND MEAT PRODS	MT				
MEATS-P,L,BB-482	MT				
MEATS-FRESH,FROZEN	MT				
BEEF AND VEAL	MT				
PORK	MT				
MEATS-PREP,PRES	MT				
BEEF AND VEAL	MT				
PORK	MT				
MUTTON,GOAT, & LAMB	MT				
POULTRY & PRODUCTS	NA	---	---		
DAIRY PRODUCTS	NA	---	---		
NONFAT DRY MILK	MT				
CHEESE	MT				
CASEIN AND MIXTURES	MT				
FATS OILS AND GREASES	MT				
HIDES AND SKINS	NA	---	---		
SHEEP & LAMB SKINS	MT				
FURSKINS	NA	---	---		
WOOL-UNMFD,EX FREE	MT				
SAUSAGE CASINGS	NA	---	---		
OTHER ANIMAL PRODUCTS	NA	---	---		
VEGETABLE PRODUCTS	NA	---	---	1	0
GRAINS AND PREPS	NA	---	---		
WHEAT-EX SEED,FD	MT				
BARLEY	MT				
BISCUITS,WAFERS	MT				
FRUITS AND PREPS	NA	---	---		
FRESH OR FROZEN	MT				
STRAWBERRIES	MT				
PREPARED OR PRES	MT				
PINEAPPLES	MT				
FRUIT JUICES	MLT				
NUTS AND PREPS	NA	---	---		
VEGETABLES AND PREPS	NA	---	---	0	0
FRESH OR FROZEN	NA	---	---	0	0
TOMATOES	MT				
PREPARED OR PRES	NA	---	---		
OLIVES	MLT				
MUSHROOMS,CANNED	MT				
HOPS & EXTRACT EQ	MT				
SUGAR AND RFL PRODS	NA	---	---		
SUGAR-CANE,BEET	MT				
MOLASSES INEDIBLE	MLT				
CONFECTIONERY PRODS	MT				
SPICES	MT				
TOBACCO,UNMFD	MT				
TOBACCO-FILLER	MT				
TOBACCO-SCRAP	MT				
BEVERAGE EX FR JUICE	MLT				
WINE	MLT				
MALT BEVERAGES	MLT				
FEEDS & FODDERS	NA	---	---		
OILSEEDS AND PRODS	NA	---	---		
OILSEEDS & OILNUTS	MT				
FLAXSEED	MT				
SESAME SEED	MT				
OILS AND WAXES-VEG	MT				
CASTOR OIL	MT				
COCONUT OIL	MT				
OLIVE OIL	MT				
PALM OIL	MT				
PALM KERNEL OIL	MT				
OILCAKE AND MEAL	MT				
COTTON,EX LINTERS	MT				
COTTON LINTERS	MT				
SEEDS,FIELD & GARDEN	NA	---	---		
NURSERY STOCK	NA	---	---	1	0
OTHER VEG PRODUCTS	NA	---	---		

TABLE 2--U.S. AGRICULTURAL IMPORTS: QUANTITY AND VALUE, COUNTRY BY COMMODITY GROUP, FISCAL YEARS 1978 AND 1979

COUNTRY AND COMMODITY GROUP	UNIT	QUANTITY 1978	QUANTITY 1979	VALUE 1978 $1,000	VALUE 1979 $1,000
236 BAHAMAS					
COMPLEMENTARY	NA	---	---	2365	1365
BANANAS-FRESH	MT	---	---	1050	348
PLANTAINS-FRESH	MT				
COFFEE-GREEN	MT				
COFFEE-ROASTED	MT				
COFFEE-SOLUBLE,EXTRACTS	MT	0	6	0	85
COCOA BEANS	MT				
COCOA BUTTER	MT				
COCOA-CAKE,POWDER,ETC	MT				
CHOCOLATE PREPARATIONS	MT	0	0	0	0
TEA-CRUDE OR PREPARED	MT				
SPICES	MT				
ALLIED GUMS	MT				
RUBBER-CRUDE	MT				
RUBBER-LATEX	MT				
RUBBER-DRY FORM	MT				
SILK-RAW	MT				
WOOL-UNMFD,FREE	MT				
FIBERS-EX COTTON,JUTE	MT				
OILS-ESSENTIAL	MT	35	8	1074	260
DRUGS	MT	8	0	12	0
OTHER COMPLEMENTARY	NA	---	---	3	0
SUPPLEMENTARY	NA	---	---	1315	950
ANIMALS & ANIMAL PRODS	NA	---	---	18	41
ANIMALS-LIVE,EX PLTRY	NA	---	---	18	29
CATTLE-DUTIABLE	HEAD				
MEATS AND MEAT PRODS	MT	0	0	0	12
MEATS-P.L.88-482	MT				
MEATS-FRESH,FROZEN	MT	0	0	0	12
BEEF AND VEAL	MT				
PORK	MT				
MEATS-PREP,PRES	MT				
BEEF AND VEAL	MT				
PORK	MT				
MUTTON,GOAT, & LAMB	MT				
POULTRY & PRODUCTS	NA	---	---		
DAIRY PRODUCTS	NA	---	---		
NONFAT DRY MILK	MT				
CHEESE	MT				
CASEIN AND MIXTURES	MT				
FATS OILS AND GREASES	MT				
HIDES AND SKINS	NA	---	---		
SHEEP & LAMB SKINS	MT				
FURSKINS	NA	---	---		
WOOL-UNMFD,EX FREE	MT				
SAUSAGE CASINGS	NA	---	---		
OTHER ANIMAL PRODUCTS	NA	---	---		
VEGETABLE PRODUCTS	NA	---	---	1297	918
GRAINS AND PREPS	NA	---	---	0	1
WHEAT-EX SEED,ED	MT				
BARLEY	MT				
BISCUITS,WAFERS	MT				
FRUITS AND PREPS	NA	---	---	16	2
FRESH OR FROZEN	MT	61	4040	7	1
STRAWBERRIES	MT				
PREPARED OR PRES	MT	19	6	11	0
PINEAPPLES	MT				
FRUIT JUICES	MLT				
NUTS AND PREPS	NA	---	---		
VEGETABLES AND PREPS	NA	---	---	1135	789
FRESH OR FROZEN	NA	---	---	1129	789
TOMATOES	MT	28	4	4	2
PREPARED OR PRES	NA	---	---	6	0
OLIVES	MLT				
MUSHROOMS,CANNED	MT				
HOPS & EXTRACT EQ	MT				
SUGAR AND REL PRODS	NA	---	---		
SUGAR-CANE,BEET	MT				
MOLASSES INEDIBLE	MLT				
CONFECTIONERY PRODS	MT				
SPICES	MT				
TOBACCO,UNMFD	MT				
TOBACCO-FILLER	MT				
TOBACCO-SCRAP	MT				
BEVERAGES EX FR JUICE	MLT				
WINE	MLT				
MALT BEVERAGES	MLT				
FEEDS & FODDERS	NA	---	---		
OILSEDS AND PRODS	NA	---	---		
OILSEDS & OILNUTS	MT				
FLAXSEED	MT				
SESAME SEED	MT				
OILS AND WAXES-VEG	MT				
CASTOR OIL	MT				
COCONUT OIL	MT				
OLIVE OIL	MT				
PALM OIL	MT				
PALM KERNEL OIL	MT				
OILCAKE AND MEAL	MT				
COTTON,EX LINTERS	MT				
COTTON LINTERS	MT				
SEEDS,FIELD & GARDEN	NA	---	---		
NURSERY STOCK	NA	---	---	0	1
OTHER VEG PRODUCTS	NA	---	---	148	126

TABLE 2 --U.S. AGRICULTURAL IMPORTS: QUANTITY AND VALUE, COUNTRY BY COMMODITY GROUP, FISCAL YEARS 1978 AND 1979

COUNTRY AND COMMODITY GROUP	UNIT	QUANTITY 1978	QUANTITY 1979	VALUE 1978 $1,000	VALUE 1979 $1,000
241 JAMAICA		---	---	7373	12061
COMPLEMENTARY	NA	---	---	2205	2981
BANANAS-FRESH	MT	1	0	1	0
PLANTAINS-FRESH	MT				
COFFEE-GREEN	MT	10	3	79	27
COFFEE-ROASTED	MT	11	3	89	21
COFFEE-SOLUBLE,EXTRACTS	MT	1	1	9	17
COCOA BEANS	MT				
COCOA BUTTER	MT	8	65	35	277
COCOA-CAKE,POWDER,ETC	MT				
CHOCOLATE PREPARATIONS	MT	0	2	0	6
TEA-CRUDE OR PREPARED	MT				
SPICES	MT	349	406	633	940
ALLIED GUMS	MT				
RUBBER-CRUDE	MT				
RUBBER-LATEX	MT				
RUBBER-DRY FORM	MT				
SILK-RAW	MT				
WOOL-UNMFD,FREE	MT				
FIBERS-EX COTTON,JUTE	MT	1	0	0	0
OILS-ESSENTIAL	MT	54	71	1161	1657
DRUGS	MT	23	0	11	0
OTHER COMPLEMENTARY	NA	---	---	186	36
SUPPLEMENTARY	NA	---	---	5168	9080
ANIMALS & ANIMAL PRODS	NA	---	---	28	0
ANIMALS-LIVE,EX PLTRY	NA	---	---	25	0
CATTLE-DUTIABLE	NUM				
MEATS AND MEAT PRODS	MT	0	0	1	0
MEATS-P.L.,88-482	MT				
MEATS-FRESH,FROZEN	MT	0	0	1	0
BEEF AND VEAL	MT				
PORK	MT				
MEATS-PREP,PRES	MT				
BEEF AND VEAL	MT				
PORK	MT				
MUTTON,GOAT, & LAMB	MT				
POULTRY & PRODUCTS	NA	---	---		
DAIRY PRODUCTS	NA	---	---		
NONFAT DRY MILK	MT				
CHEESE	MT				
CASEIN AND MIXTURES	MT				
FATS OILS AND GREASES	MT				
HIDES AND SKINS	NA	---	---	2	0
SHEEP & LAMB SKINS	MT				
FURSKINS	NA	---	---		
WOOL-UNMD,EX FREE	MT				
SAUSAGE CASINGS	NA	---	---		
OTHER ANIMAL PRODUCTS	NA	---	---		
VEGETABLE PRODUCTS	NA	---	---	5140	9080
GRAINS AND PREPS	NA	---	---	162	164
WHEAT-EX SEED,FD	MT				
BARLEY	MT				
BISCUITS,WAFERS	MT	58	52	82	50
FRUITS AND PREPS	NA	---	---	110	61
FRESH OR FROZEN	MT	355	88	65	23
STRAWBERRIES	MT				
PREPARED OR PRES	MT	57	38	40	34
PINEAPPLES	MT				
FRUIT JUICES	MLT	[illegible]	[illegible]	11	4
NUTS AND PREPS	NA	[illegible]	[illegible]	77	18
VEGETABLES AND PREPS	NA	---	---	765	937
FRESH OR FROZEN	NA	---	---	388	402
TOMATOES	MT				
PREPARED OR PRES	NA	---	---	379	535
OLIVES	MLT				
MUSHROOMS,CANNED	MT				
HOPS & EXTRACT FD	MT				
SUGAR AND REL PRODS	NA	---	---	2873	6686
SUGAR-CANE,BEET	MT	15076	35859	2741	6562
MOLASSES INEDIBLE	MLT				
CONFECTIONERY PRODS	MT	0	0	1	0
SPICES	MT				
TOB&CCO,UNMFD	MT	67	52	171	113
TOBACCO-FILLER	MT	39	24	137	71
TOBACCO-SCRAP	MT	28	28	34	42
BEVERAGES EX FR JUICE	MLT	120	112	67	86
WINE	MLT	0	6	0	24
MALT BEVERAGES	MLT	112	98	64	56
FEEDS & FODDERS	NA	---	---		
OILSEDS AND PRODS	NA	---	---	12	52
OILSEDS & OILNUTS	MT	0	0	0	0
FLAXSEED	MT				
SESAME SEED	MT				
OILS AND WAXES-VEG	MT	5	24	11	52
CASTOR OIL	MT	0	0	1	0
COCONUT OIL	MT	5	24	10	52
OLIVE OIL	MT				
PALM OIL	MT				
PALM KERNEL OIL	MT				
OILCAKE AND MEAL	MT				
COTTON,EX LINTERS	MT				
COTTON LINTERS	MT				
SEEDS,FIELD & GARDEN	NA	---	---	21	50
NURSERY STOCK	NA	---	---	417	866
OTHER VEG PRODUCTS	NA	---	---	60	85

Reproduced from best available copy.

TABLE 2--U.S. AGRICULTURAL IMPORTS: QUANTITY AND VALUE, COUNTRY BY COMMODITY GROUP, FISCAL YEARS 1978 AND 1979

COUNTRY AND COMMODITY GROUP	UNIT	QUANTITY 1978	QUANTITY 1979	VALUE 1978 $1,000	VALUE 1979 $1,000
243 TURKS AND CAICOS ISLANDS		---	---	0	2
COMPLEMENTARY	NA	---	---		
BANANAS-FRESH	MT				
PLANTAINS-FRESH	MT				
COFFEE-GREEN	MT				
COFFEE-ROASTED	MT				
COFFEE-SOLUBLE,EXTRACTS	MT				
COCOA BEANS	MT				
COCOA BUTTER	MT				
COCOA-CAKE,POWDER,ETC	MT				
CHOCOLATE PREPARATIONS	MT				
TEA-CRUDE OR PREPARED	MT				
SPICES	MT				
ALLIED GUMS	MT				
RUBBER-CRUDE	MT				
RUBBER-LATEX	MT				
RUBBER-DRY FORM	MT				
SILK-RAW	MT				
WOOL-UNMFD,FREE	MT				
FIBERS-EX COTTON,JUTE	MT				
OILS-ESSENTIAL	MT				
DRUGS	MT				
OTHER COMPLEMENTARY	NA	---	---		
SUPPLEMENTARY	NA	---	---	0	2
ANIMALS & ANIMAL PRODS	NA	---	---	0	2
ANIMALS-LIVE,EX PLTRY	NA	---	---		
CATTLE-DUTTABLE	HEAD				
MEATS AND MEAT PRODS	MT				
MEATS-P,L,88-482	MT				
MEATS-FRESH,FROZEN	MT				
BEEF AND VEAL	MT				
PORK	MT				
MEATS-PREP,PRES	MT				
BEEF AND VEAL	MT				
PORK	MT				
MUTTON,GOAT, & LAMB	MT				
POULTRY & PRODUCTS	NA	---	---		
DAIRY PRODUCTS	NA	---	---		
NONFAT DRY MILK	MT				
CHEESE	MT				
CASEIN AND MIXTURES	MT				
FATS OILS AND GREASES	MT				
HIDES AND SKINS	NA	---	---		
SHEEP & LAMB SKINS	MT				
FURSKINS	NA	---	---		
WOOL-UNMD,EX FREE	MT				
SAUSAGE CASINGS	NA	---	---		
OTHER ANIMAL PRODUCTS	NA	---	---	0	2
VEGETABLE PRODUCTS	NA	---	---		
GRAINS AND PREPS	NA	---	---		
WHEAT-EX SEED,FD	MT				
BARLEY	MT				
BISCUITS,WAFERS	MT				
FRUITS AND PREPS	NA	---	---		
FRESH OR FROZEN	MT				
STRAWBERRIES	MT				
PREPARED OR PRES	MT				
PINEAPPLES	MT				
FRUIT JUICES	MLT				
NUTS AND PREPS	NA	---	---		
VEGETABLES AND PREPS	NA	---	---		
FRESH OR FROZEN	NA	---	---		
TOMATOES	MT				
PREPARED OR PRES	NA	---	---		
OLIVES	MLT				
MUSHROOMS,CANNED	MT				
HOPS & EXTRACT EQ	MT				
SUGAR AND REL PRODS	NA	---	---		
SUGAR-CANE,BEET	MT				
MOLASSES INFDTBLE	MLT				
CONFECTIONERY PRODS	MT				
SPICES	MT				
TOBACCO,UNMFD	MT				
TOBACCO-FILLER	MT				
TOBACCO-SCRAP	MT				
BEVERGES EX FR JUICE	MLT				
WINE	MLT				
MALT BEVERAGES	MLT				
FEEDS & FODDERS	NA	---	---		
OILSEDS AND PRODS	NA	---	---		
OILSEDS & OILNUTS	MT				
FLAXSEED	MT				
SESAME SEED	MT				
OILS AND WAXES-VEG	MT				
CASTOR OIL	MT				
COCONUT OIL	MT				
OLIVE OIL	MT				
PALM OIL	MT				
PALM KERNEL OIL	MT				
OILCAKE AND MEAL	MT				
COTTON,EX LINTERS	MT				
COTTON LINTERS	MT				
SEEDS,FIELD & GARDEN	NA	---	---		
NURSERY STOCK	NA	---	---		
OTHER VEG PRODUCTS	NA	---	---		

TABLE 2--U.S. AGRICULTURAL IMPORTS: QUANTITY AND VALUE, COUNTRY BY COMMODITY GROUP, FISCAL YEARS 1978 AND 1979

COUNTRY AND COMMODITY GROUP	UNIT	QUANTITY 1978	QUANTITY 1979	VALUE 1978 $1,000	VALUE 1979 $1,000
248 CAYMAN ISLANDS		---	---	998	585
COMPLEMENTARY	NA	---	---	33	0
BANANAS-FRESH	MT				
PLANTAINS-FRESH	MT				
COFFEE-GREEN	MT				
COFFEE-ROASTED	MT				
COFFEE-SOLUBLE,EXTRACTS	MT				
COCOA BEANS	MT				
COCOA BUTTER	MT				
COCOA-CAKE,POWDER,ETC	MT				
CHOCOLATE PREPARATIONS	MT				
TEA-CRUDE OR PREPARED	MT				
SPICES	MT				
ALLIED GUMS	MT				
RUBBER-CRUDE	MT				
RUBBER-LATEX	MT				
RUBBER-DRY FORM	MT				
SILK-RAW	MT				
WOOL-UNMFD,FREE	MT				
FIBERS-EX COTTON,JUTE	MT				
OILS-ESSENTIAL	MT	2	0	33	0
DRUGS	MT				
OTHER COMPLEMENTARY	NA	---	---		
SUPPLEMENTARY	NA	---	---	964	585
ANIMALS & ANIMAL PRODS	NA	---	---	939	585
ANIMALS-LIVE,EX PLTRY	NA	---	---		
CATTLE-DUTTABLE	NNO				
MEATS AND MEAT PRODS	MT	124	81	841	585
MEATS-P.L.88-482	MT				
MEATS-FRESH,FROZEN	MT	124	81	841	585
BEEF AND VEAL	MT				
PORK	MT				
MEATS-PREP,PRES	MT				
BEEF AND VEAL	MT				
PORK	MT				
MUTTON,GOAT, & LAMB	MT				
POULTRY & PRODUCTS	NA	---	---		
DAIRY PRODUCTS	NA	---	---		
NONFAT DRY MILK	MT				
CHEESE	MT				
CASEIN AND MIXTURES	MT				
FATS OILS AND GREASES	MT	29	0	215	0
HIDES AND SKINS	NA	---	---	83	0
SHEEP & LAMB SKINS	MT				
FURSKINS	NA	---	---		
WOOL-UNMFD,EX FREE	MT				
SAUSAGE CASINGS	NA	---	---		
OTHER ANIMAL PRODUCTS	NA	---	---		
VEGETABLE PRODUCTS	NA	---	---	26	0
GRAINS AND PREPS	NA	---	---		
WHEAT-EX SEED,FD	MT				
BARLEY	MT				
B SFUTTS,WAFERS	MT				
FRUITS AND PREPS	NA	---	---		
FRESH OR FROZEN	MT				
STRAWBERRIES	MT				
PREPARED OR PRES	MT				
PINEAPPLES	MT				
FRUIT JUICES	MLT				
NUTS AND PREPS	NA	---	---		
VEGETABLES AND PREPS	NA	---	---		
FRESH OR FROZEN	NA	---	---		
TOMATOES	MT				
PREPARED OR PRES	NA	---	---		
OLIVES	MLT				
MUSHROOMS,CANNED	MT				
HOPS & EXTRACTED	MT				
SUGAR AND REL PRODS	NA	---	---	1	0
SUGAR-CANE,BEET	MT				
MOLASSES INEDIBLE	MLT				
CONFECTIONERY PRODS	MT				
SPICES	MT				
TOBACCO,UNMFD	MT				
TOBACCO-FILLER	MT				
TOBACCO-SCRAP	MT				
BEVERAGES EX FR JUICE	MLT				
WINE	MLT				
MALT BEVERAGES	MLT				
FEEDS & FODDERS	NA	---	---		
OILSEEDS AND PRODS	NA	---	---	22	0
OILSEEDS & OILNUTS	MT				
FLAXSEED	MT				
SESAME SEED	MT				
OILS AND WAXES-VEG	MT	3	0	22	0
CASTOR OIL	MT				
COCONUT OIL	MT				
OLIVE OIL	MT				
PALM OIL	MT				
PALM KERNEL OIL	MT				
OILCAKE AND MEAL	MT				
COTTON,EX LINTERS	MT				
COTTON LINTERS	MT				
SEEDS,FIELD & GARDEN	NA	---	---		
NURSERY STOCK	NA	---	---	3	0
OTHER VEG PRODUCTS	NA	---	---		

TABLE 2 --U.S. AGRICULTURAL IMPORTS: QUANTITY AND VALUE, COUNTRY BY COMMODITY GROUP, FISCAL YEARS 1978 AND 1979

COUNTRY AND COMMODITY GROUP	UNIT	QUANTITY 1978	QUANTITY 1979	VALUE 1978 $1,000	VALUE 1979 $1,000
245 HAITI		---	---	40276	26006
COMPLEMENTARY	NA	---	---	35467	16776
BANANAS-FRESH	MT				
PLANTAINS-FRESH	MT				
COFFEE-GREEN	MT	5255	865	10718	2220
COFFEE-ROASTED	MT	393	503	1081	1233
COFFEE-SOLUBLE,EXTRACTS	MT				
COCOA BEANS	MT	1991	1902	6293	6242
COCOA BUTTER	MT				
COCOA-CAKE,POWDER,ETC	MT				
CHOCOLATE PREPARATIONS	MT	183	0	734	0
TEA-CRUDE OR PREPARED	MT				
SPICES	MT	116	45	73	61
ALLIED GUMS	MT				
RUBBER-CRUDE	MT	72	92	52	72
RUBBER-LATEX	MT				
RUBBER-DRY FORM	MT	72	92	52	72
SILK-RAW	MT				
WOOL-UNMFD,FREE	MT				
FIBERS-EX COTTON,JUTE	MT	91	183	83	72
OILS-ESSENTIAL	MT	241	234	8467	6875
DRUGS	MT				
OTHER COMPLEMENTARY	NA	---	---	8	0
SUPPLEMENTARY	NA	---	---	4810	9228
ANIMALS & ANIMAL PRODS	NA	---	---	2188	4295
ANIMALS-LIVE,EX PLTRY	NA	---	---		
CATTLE-DUTTABLE	NNO				
MEATS AND MEAT PRODS	MT	726	1210	1409	2834
MEATS-P,C,88-482	MT	674	1112	1341	2633
MEATS-FRESH,FROZEN	MT	589	992	1081	2316
BEEF AND VEAL	MT	548	989	1080	2311
PORK	MT				
MEATS-PREP,PRES	MT	51	99	107	197
BEEF AND VEAL	MT	12	2	38	5
PORK	MT				
MUTTON,GOAT, & LAMB	MT	126	123	262	322
POULTRY & PRODUCTS	NA	---	---		
DAIRY PRODUCTS	NA	---	---		
NONFAT DRY MILK	MT				
CHEESE	MT				
CASEIN AND MIXTURES	MT				
FATS OILS AND GREASES	MT				
HIDES AND SKINS	NA	---	---	619	1360
SHEEP & LAMB SKINS	MT				
FURSKINS	NA	---	---		
WOOL-UNMD,EX FREE	MT				
SAUSAGE CASINGS	NA	---	---		
OTHER ANIMAL PRODUCTS	NA	---	---	120	101
VEGETABLE PRODUCTS	NA	---	---	2622	4929
GRAINS AND PREPS	NA	---	---	2	19
WHEAT-EX SEED,FD	MT				
BARLEY	MT				
BISCUITS,WAFERS	MT	2	5	2	7
FRUITS AND PREPS	NA	---	---	784	1302
FRESH OR FROZEN	MT	1980	2506	591	1144
STRAWBERRIES	MT				
PREPARED OR PRES	MT	388	309	193	157
PINEAPPLES	MT				
FRUIT JUICES	MLT				
NUTS AND PREPS	NA	---	---	7	3
VEGETABLES AND PREPS	NA	---	---	88	81
FRESH OR FROZEN	NA	---	---	32	29
TOMATOES	MT				
PREPARED OR PRES	NA	---	---	53	52
OLIVES	MLT				
MUSHROOMS,CANNED	MT				
HOPS & EXTRACT FD	MT				
SUGAR AND REL PRODS	NA	---	---	1717	3288
SUGAR-CANE,BEET	MT	5178	9965	1222	2497
MOLASSES INFDIBLE	MLT	20	17	488	776
CONFECTIONERY PRODS	MT	20	20	15	15
SPICES	MT				
TOBACCO,UNMFD	MT	1	0	0	0
TOBACCO-FILLER	MT	1	0	0	0
TOBACCO-SCRAP	MT				
BEVERGES EX FR JUICE	MLT				
WINE	MLT				
MALT BEVERAGES	MLT				
FEEDS & FODDERS	NA	---	---	0	176
OILSEEDS AND PRODS	NA	---	---	0	2
OILSEEDS & OILNUTS	MT	0	3	0	2
FLAXSEED	MT				
SESAME SEED	MT				
OILS AND WAXES-VEG	MT				
CASTOR OIL	MT				
COCONUT OIL	MT				
OLIVE OIL	MT				
PALM OIL	MT				
PALM KERNEL OIL	MT				
OILCAKE AND MEAL	MT				
COTTON,EX LINTERS	MT				
COTTON LINTERS	MT				
SEEDS,FIELD & GARDEN	NA	---	---	1	1
NURSERY STOCK	NA	---	---	0	33
OTHER VEG PRODUCTS	NA	---	---	19	24

TABLE 2.--U.S. AGRICULTURAL IMPORTS: QUANTITY AND VALUE, COUNTRY BY COMMODITY GROUP, FISCAL YEARS 1978 AND 1979

COUNTRY AND COMMODITY GROUP	UNIT	QUANTITY 1978	QUANTITY 1979	VALUE 1978 $1,000	VALUE 1979 $1,000
247 DOMINICAN REPUBLIC		---	---	414493	367067
COMPLEMENTARY	NA	---	---	238768	187071
BANANAS-FRESH	MT	10913	4099	1609	613
PLANTAINS-FRESH	MT	600	425	176	92
COFFEE-GREEN	MT	38548	16902	142326	52806
COFFEE-ROASTED	MT	4676	5467	18535	16271
COFFEE-SOLUBLE,EXTRACTS	MT				
COCOA BEANS	MT	23515	28927	72229	89839
COCOA BUTTER	MT	222	358	936	1894
COCOA-CAKE,POWDER,ETC	MT	37	100	131	256
CHOCOLATE PREPARATIONS	MT	304	290	1064	1090
TEA-CRUDE OR PREPARED	MT				
SPICES	MT	534	649	344	361
ALLIED GUMS	MT				
RUBBER-CRUDE	MT				
RUBBER-LATEX	MT				
RUBBER-DRY FORM	MT				
SILK-RAW	MT				
WOOL-UNMFD,FREE	MT				
FIBERS-EX COTTON,JUTE	MT				
OILS-ESSENTIAL	MT	16	23	169	440
DRUGS	MT	11	16	22	31
OTHER COMPLEMENTARY	NA	---	---	1226	1378
SUPPLEMENTARY	NA	---	---	177725	179996
ANIMALS & ANIMAL PRODS	NA	---	---	1512	7852
ANIMALS-LIVE,EX PLTRY	NA	---	---	72	10
CATTLE-DUTIABLE	HNO	0	0	11	0
MEATS AND MEAT PRODS	MT	32	2440	61	5828
MEATS-P,L,BB-ARZ	MT	32	2440	61	5828
MEATS-FRESH,FROZEN	MT	28	2440	54	5828
BEEF AND VEAL	MT	28	2440	54	5828
PORK	MT				
MEATS-PREP,PRES	MT				
BEEF AND VEAL	MT				
PORK	MT				
MUTTON,GOAT, & LAMB	MT	0	0	7	0
POULTRY & PRODUCTS	NA	---	---	2	1
DAIRY PRODUCTS	NA	---	---	272	350
NONFAT DRY MILK	MT				
CHEESE	MT	107	131	272	350
CASEIN AND MIXTURES	MT				
FATS OILS AND GREASES	MT	1	0	2	1
HIDES AND SKINS	NA	---	---	0	0
SHEEP & LAMB SKINS	MT				
FURSKINS	NA	---	---	0	0
WOOL-UNMFD,EX FREE	MT				
SAUSAGE CASINGS	NA	---	---	387	810
OTHER ANIMAL PRODUCTS	NA	---	---	717	851
VEGETABLE PRODUCTS	NA	---	---	176212	192184
GRAINS AND PREPS	NA	---	---	4683	4181
WHEAT,EX SEED,FD	MT				
BARLEY	MT				
BISCUITS,WAFERS	MT	267	233	291	270
FRUITS AND PREPS	NA	---	---	2397	2017
FRESH OR FROZEN	MT	628	4268	100	121
STRAWBERRIES	MT				
PREPARED OR PRES	MT	6540	8490	2158	1888
PINEAPPLES	MT	1	0	1	0
FRUIT JUICES	MLT	95	59	139	8
NUTS AND PREPS	NA	---	---	2180	2595
VEGETABLES AND PREPS	NA	---	---	15959	15489
FRESH OR FROZEN	NA	---	---	11852	10481
TOMATOES	MT	1122	902	368	259
PREPARED OR PRES	NA	---	---	4007	4968
OLIVES	MLT				
MUSHROOMS,CANNED	MT	128	347	233	619
HOPS & EXTRACTED	MT				
SUGAR AND REL PRODS	NA	---	---	142007	157224
SUGAR-CANE,BEET	MT	699819	694240	134348	141964
MOLASSES INFOTBLE	MLT	162	191	6313	12662
CONFECTIONERY PRODS	MT	52	80	55	77
SPICES	MT				
TOBACCO,UNMFD	MT	3813	3662	6997	7434
TOBACCO-FILLER	MT	523	520	1756	2110
TOBACCO-SCRAP	MT	2594	2579	5091	5212
BEVERAGES EX FD JUICE	MLT	379	92	222	55
WINE	MLT				
MALT BEVERAGES	MLT	112	82	66	55
FEEDS & FODDERS	NA	---	---	0	185
OILSEEDS AND PRODS	NA	---	---	1433	2500
OILSEEDS & OILNUTS	MT	1925	25	1433	10
FLAXSEED	MT				
SESAME SEED	MT	1	29	0	8
OILS AND WAXES-VEG	MT	0	4247	0	2490
CASTOR OIL	MT				
COCONUT OIL	MT	0	4247	0	2490
OLIVE OIL	MT				
PALM OIL	MT				
PALM KERNEL OIL	MT				
OILCAKE AND MEAL	MT				
COTTON,EX LINTERS	MT				
COTTON LINTERS	MT				
SEEDS,FIELD & GARDEN	NA	---	---	3	3
NURSERY STOCK	NA	---	---	211	344
OTHER VEG PRODUCTS	NA	---	---	121	158

PB83-139717 U.S. FOREIGN AGRICULTURAL TRADE STATISTICAL REPORT FISCAL YEAR 1979 SUPPLEMENTARY TABLES: A SUPPLEMENT TO THE MONTHLY FOREIGN AGRICULTURAL TRADE OF THE UNITED STATES. ECONOMIC RESEARCH SERVICE, WASHINGTON, DC. INTERNATIONAL ECONOMICS DIV. AUG 80 331P

3 OF 4
PB83
139717

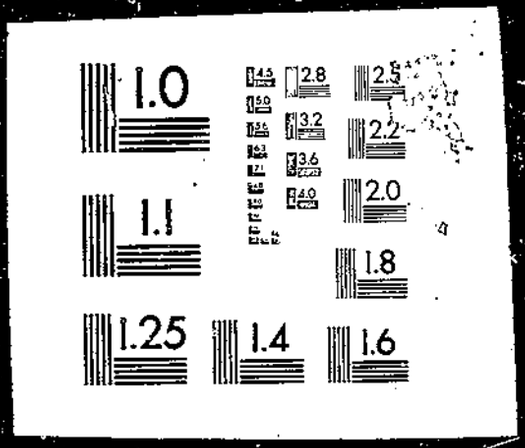

TABLE 2--U.S. AGRICULTURAL IMPORTS: QUANTITY AND VALUE, COUNTRY BY COMMODITY GROUP, FISCAL YEARS 1978 AND 1979

COUNTRY AND COMMODITY GROUP	UNIT	QUANTITY 1978	QUANTITY 1979	VALUE 1978 $1,000	VALUE 1979 $1,000
248 LEEWARD-WINDWARD IS.		---	---	6197	7622
COMPLEMENTARY	NA	---	---	786	962
BANANAS-FRESH	MT				
PLANTAINS-FRESH	MT				
COFFEE-GREEN	MT				
COFFEE-ROASTED	MT				
COFFEE-SOLUBLE,EXTRACTS	MT				
COCOA BEANS	MT				
COCOA BUTTER	MT				
COCOA-CAKE,POWDER,ETC	MT	4	0	5	0
CHOCOLATE PREPARATIONS	MT				
TEA-CRUDE OR PREPARED	MT				
SPICES	MT	265	200	551	828
ALLIED GUMS	MT				
RUBBER-CRUDE	MT				
RUBBER-LATEX	MT				
RUBBER-DRY FORM	MT				
SILK-RAW	MT				
WOOL-UNMFD,FREE	MT				
FIBERS-EX COTTON,JUTE	MT				
OILS-ESSENTIAL	MT	15	10	229	338
DRUGS	MT				
OTHER COMPLEMENTARY	NA	---	---	1	0
SUPPLEMENTARY	NA	---	---	5411	6860
ANIMALS & ANIMAL PRODS	NA	---	---	0	2
ANIMALS-LIVE,EX PLTRY	NA	---	---		
CATTLE-DUTIABLE	HND				
MEATS AND MEAT PRODS	MT				
MEATS-P.L.88-482	MT				
MEATS-FRESH,FROZEN	MT				
BEEF AND VEAL	MT				
PORK	MT				
MEATS-PREP,PRES	MT				
BEEF AND VEAL	MT				
PORK	MT				
MUTTON,GOAT, & LAMB	MT				
POULTRY & PRODUCTS	NA	---	---	0	2
DAIRY PRODUCTS	NA	---	---		
NONFAT DRY MILK	MT				
CHEESE	MT				
CASEIN AND MIXTURES	MT				
FATS OILS AND GREASES	MT				
HIDES AND SKINS	NA	---	---		
SHEEP & LAMB SKINS	MT				
FURSKINS	NA	---	---		
WOOL-UNMD,EX FREE	MT				
SAUSAGE CASINGS	NA	---	---		
OTHER ANIMAL PRODUCTS	NA	---	---		

COMMODITY GROUP	UNIT	QUANTITY 1978	QUANTITY 1979	VALUE 1978 $1,000	VALUE 1979 $1,000
VEGETABLE PRODUCTS	NA	---	---	5411	6858
GRAINS AND PREPS	NA	---	---	1	1
WHEAT-EX SEED,ED	MT				
BARLEY	MT				
BISCUITS,WAFERS	MT				
FRUITS AND PREPS	NA	---	---	0	35
FRESH OR FROZEN	MT				
STRAWBERRIES	MT				
PREPARED OR PRES	MT	0	54	0	35
PINEAPPLES	MT				
FRUIT JUICES	MLT				
NUTS AND PREPS	NA	---	---		
VEGETABLES AND PREPS	NA	---	---	40	362
FRESH OR FROZEN	NA	---	---	1	0
TOMATOES	MT				
PREPARED OR PRES	NA	---	---	39	362
OLIVES	MLT				
MUSHROOMS,CANNED	MT				
HOPS & EXTRACT EQ	MT				
SUGAR AND MEL PRODS	NA	---	---	5322	6415
SUGAR-CANE,BEET	MT	19420	21631	5322	6415
MOLASSES INEDIBLE	MLT				
CONFECTIONERY PRODS	MT				
SPICES	MT				
TOBACCO,UNMFD	MT				
TOBACCO-FILLER	MT				
TOBACCO-SCRAP	MT				
BEVERAGES EX FR JUICE	MLT				
WINE	MLT				
MALT BEVERAGES	MLT				
FEEDS & FODDERS	NA	---	---	46	42
OILSEEDS AND PRODS	NA	---	---		
OILSEEDS & OILNUTS	MT				
FLAXSEED	MT				
SESAME SEED	MT				
OILS AND WAXES-VEG	MT				
CASTOR OIL	MT				
COCONUT OIL	MT				
OLIVE OIL	MT				
PALM OIL	MT				
PALM KERNEL OIL	MT				
OILCAKE AND MEAL	MT				
COTTON,EX LINTERS	MT				
COTTON LINTERS	MT				
SEEDS,FIELD & GARDEN	NA	---	---		
NURSERY STOCK	NA	---	---	0	4
OTHER VEG PRODUCTS	NA	---	---	2	0

TABLE 2--U.S. AGRICULTURAL IMPORTS: QUANTITY AND VALUE, COUNTRY BY COMMODITY GROUP, FISCAL YEARS 1978 AND 1979

COUNTRY AND COMMODITY GROUP	UNIT	QUANTITY 1978	QUANTITY 1979	VALUE 1978 $1,000	VALUE 1979 $1,000
272 BARBADOS		---	---	7020	8649
COMPLEMENTARY	NA	---	---	20	0
BANANAS-FRESH	MT				
PLANTAINS-FRESH	MT				
COFFEE-GREEN	MT				
COFFEE-ROASTED	MT				
COFFEE-SOLUBLE,EXTRACTS	MT				
COCOA BEANS	MT				
COCOA BUTTER	MT				
COCOA-CAKE,POWDER,ETC	MT				
CHOCOLATE PREPARATIONS	MT				
TEA-CRUDE OR PREPARED	MT				
SPICES	MT	6	0	7	0
ALLIED GUMS	MT				
RUBBER-CRUDE	MT				
RUBBER-LATEX	MT				
RUBBER-DRY FORM	MT				
SILK-RAW	MT				
WOOL-UNMFD,FREE	MT				
FIBERS-EX COTTON,JUTE	MT				
OILS-ESSENTIAL	MT				
DRUGS	MT				
OTHER COMPLEMENTARY	NA	---	---	13	0
SUPPLEMENTARY	NA	---	---	7000	8649
ANIMALS & ANIMAL PRODS	NA	---	---		
ANIMALS-LIVE,EX POLTRY	NA	---	---		
CATTLE-DUTIABLE	HEAD				
MEATS AND MEAT PRODS	MT				
MEATS-P.L.R&-HR2	MT				
MEATS-FRESH,FROZEN	MT				
BEEF AND VEAL	MT				
PORK	MT				
MEATS-PREP,PRES	MT				
BEEF AND VEAL	MT				
PORK	MT				
MUTTON,GOAT, & LAMB	MT				
POULTRY & PRODUCTS	NA	---	---		
DAIRY PRODUCTS	NA	---	---		
NONFAT DRY MILK	MT				
CHEESE	MT				
CASEIN AND MIXTURES	MT				
FATS OILS AND GREASES	MT				
HIDES AND SKINS	NA	---	---		
SHEEP & LAMB SKINS	MT				
FURSKINS	NA	---	---		
WOOL-UNMFD,EX FREE	MT				
SAUSAGE CASINGS	NA	---	---		
OTHER ANIMAL PRODUCTS	NA	---	---		
VEGETABLE PRODUCTS	NA	---	---	7000	8649
GRAINS AND PREPS	NA	---	---		
WHEAT-EX SEED,FD	MT				
BARLEY	MT				
BISCUITS,WAFERS	MT				
FRUITS AND PREPS	NA	---	---	6	11
FRESH OR FROZEN	MT				
STRAWBERRIES	MT				
PREPARED OR PRES	MT	7	13	6	11
PINEAPPLES	MT				
FRUIT JUICES	MLT				
NUTS AND PREPS	NA	---	---		
VEGETABLES AND PREPS	NA	---	---	16	11
FRESH OR FROZEN	NA	---	---		
TOMATOES	MT				
PREPARED OR PRES	NA	---	---	16	11
OLIVES	MLT				
MUSHROOMS,CANNED	MT				
HOPS & EXTRACT EQ	MT				
SUGAR AND REL PRODS	NA	---	---	6978	8622
SUGAR-CANE,BEET	MT	18268	30158	4828	7185
MOLASSES INEDIBLE	MLT	0	6	0	445
CONFECTIONERY PRODS	MT				
SPICES	MT				
TOBACCO,UNMFD	MT				
TOBACCO-FILLER	MT				
TOBACCO-SCRAP	MT				
BEVERGES EX FR JUICE	MLT	0	7	0	5
WINE	MLT				
MALT BEVERAGES	MLT	0	7	0	5
FEEDS & FODDERS	NA	---	---		
OILSEDS AND PRODS	NA	---	---		
OILSEEDS & OILNUTS	MT				
FLAXSEED	MT				
SESAME SEED	MT				
OILS AND WAXES-VEG	MT				
CASTOR OIL	MT				
COCONUT OIL	MT				
OLIVE OIL	MT				
PALM OIL	MT				
PALM KERNEL OIL	MT				
OILCAKE AND MEAL	MT				
COTTON,EX LINTERS	MT				
COTTON LINTERS	MT				
SEEDS,FIELD & GARDEN	NA	---	---		
NURSERY STOCK	NA	---	---		
OTHER VEG PRODUCTS	NA	---	---		

TABLE 2--U.S. AGRICULTURAL IMPORTS: QUANTITY AND VALUE, COUNTRY BY COMMODITY GROUP, FISCAL YEARS 1978 AND 1979

COUNTRY AND COMMODITY GROUP	UNIT	QUANTITY 1978	QUANTITY 1979	VALUE 1978 $1,000	VALUE 1979 $1,000
274 TRINIDAD-TOBAGO		---	---	22314	15242
COMPLEMENTARY	NA	---	---	7687	5823
BANANAS-FRESH	MT				
PLANTAINS-FRESH	MT				
COFFEE-GREEN	MT	655	374	2003	1056
COFFEE-ROASTED	MT	0	0	0	1
COFFEE-SOLUBLE,EXTRACTS	MT				
COCOA BEANS	MT	1574	1320	5303	4198
COCOA BUTTER	MT				
COCOA-CAKE,POWDER,ETC	MT				
CHOCOLATE PREPARATIONS	MT	83	27	64	43
TEA-CRUDE OR PREPARED	MT				
SPICES	MT	15	34	23	107
ALLIED GUMS	MT				
RUBBER-CRUDE	MT				
RUBBER-LATEX	MT				
RUBBER-DRY FORM	MT				
SILK-RAW	MT				
WOOL-UNMFD,FREE	MT				
FIBERS-EX COTTON,JUTE	MT				
OILS-ESSENTIAL	MT	16	24	253	419
DRUGS	MT				
OTHER COMPLEMENTARY	NA	---	---		
SUPPLEMENTARY	NA	---	---	14627	9419
ANIMALS & ANIMAL PRODS	NA	---	---		
ANIMALS-LIVE,EX PLTRY	NA	---	---		
CATTLE-DUTIABLE	PRO				
MEATS AND MEAT PRODS	MT				
MEATS-P.L.88-482	MT				
MEATS-FRESH,FROZEN	MT				
BEEF AND VEAL	MT				
PORK	MT				
MEATS-PREP,PRES	MT				
BEEF AND VEAL	MT				
PORK	MT				
MUTTON,GOAT, & LAMB	MT				
POULTRY & PRODUCTS	NA	---	---		
DAIRY PRODUCTS	NA	---	---		
NONFAT DRY MILK	MT				
CHEESE	MT				
CASEIN AND MIXTURES	MT				
FATS OILS AND GREASES	MT				
HIDES AND SKINS	NA	---	---		
SHEEP & LAMB SKINS	MT				
FURSKINS	NA	---	---		
WOOL-UNMFD,EX FREE	MT				
SAUSAGE CASINGS	NA	---	---		
OTHER ANIMAL PRODUCTS	NA	---	---		

COMMODITY GROUP	UNIT	QUANTITY 1978	QUANTITY 1979	VALUE 1978 $1,000	VALUE 1979 $1,000
VEGETABLE PRODUCTS	NA	---	---	14627	9419
GRAINS AND PREPS	NA	---	---	45	182
WHEAT,EX SEED,ED	MT				
BARLEY	MT				
BISCUITS,WAFERS	MT	1	2	0	2
FRUITS AND PREPS	NA	---	---	9	15
FRESH OR FROZEN	MT	1	0	0	0
STRAWBERRIES	MT				
PREPARED OR PRES	MT	0	0	1	1
PINEAPPLES	MT				
FRUIT JUICES	MLT	17	14	8	12
NUTS AND PREPS	NA	---	---	0	0
VEGETABLES AND PREPS	NA	---	---	120	113
FRESH OR FROZEN	NA	---	---	42	35
TOMATOES	MT				
PREPARED OR PRES	NA	---	---	78	78
OLIVES	MLT				
MUSHROOMS,CANNED	MT				
HOPS & EXTRACT FU	MT				
SUGAR AND REL PRODS	NA	---	---	14360	9069
SUGAR-CANE,BEET	MT	44321	21552	11536	5572
MOLASSES INEDIBLE	MLT	60	45	2798	3470
CONFECTIONERY PRODS	MT	0	0	0	0
SPICES	MT				
TOBACCO,UNMFD	MT	0	1	0	2
TOBACCO-FILLER	MT				
TOBACCO-SCRAP	MT				
BEVERGES EX FR JUICE	MLT	96	37	90	34
WINE	MLT				
MALT BEVERAGES	MLT	96	29	90	25
FEEDS & FODDERS	NA	---	---		
OILSEEDS AND PRODS	NA	---	---		
OILSEEDS & OILNUTS	MT				
FLAXSEED	MT				
SESAME SEED	MT				
OILS AND WAXES-VEG	MT				
CASTOR OIL	MT				
COCONUT OIL	MT				
OLIVE OIL	MT				
PALM OIL	MT				
PALM KERNEL OIL	MT				
OILCAKE AND MEAL	MT				
COTTON,EX LINTERS	MT				
COTTON LINTERS	MT				
SEEDS,FIELD & GARDEN	NA	---	---		
NURSERY STOCK	NA	---	---	2	0
OTHER VEG PRODUCTS	NA	---	---	0	4

TABLE 2--U.S. AGRICULTURAL IMPORTS: QUANTITY AND VALUE, COUNTRY BY COMMODITY GROUP, FISCAL YEARS 1978 AND 1979

COUNTRY AND COMMODITY GROUP	UNIT	QUANTITY 1978	QUANTITY 1979	VALUE 1978 $1,000	VALUE 1979 $1,000
277 NETHERLANDS ANTILLES		---	---	3877	3834
COMPLEMENTARY	NA	---	---	3775	3780
BANANAS-FRESH	MT	3276	0	455	0
PLANTAINS-FRESH	MT				
COFFEE-GREEN	MT	396	777	1482	2818
COFFEE-ROASTED	MT	544	339	835	963
COFFEE-SOLUBLE,EXTRACTS	MT	1	0	3	0
COCOA BEANS	MT				
COCOA BUTTER	MT				
COCOA-CAKE,POWDER,ETC	MT				
CHOCOLATE PREPARATIONS	MT				
TEA-CRUDE OR PREPARED	MT				
SPICES	MT				
ALLIED GUMS	MT				
RUBBER-CRUDE	MT				
RUBBER-LATEX	MT				
RUBBER-DRY FORM	MT				
SILK-RAW	MT				
WOOL-UNMFD,FREE	MT				
FIBERS-EX COTTON,JUTE	MT				
OILS-ESSENTIAL	MT				
DRUGS	MT				
OTHER COMPLEMENTARY	NA	---	---		
SUPPLEMENTARY	NA	---	---	102	56
ANIMALS & ANIMAL PRODS	NA	---	---		
ANIMALS-LIVE,EX PLTRY	NA	---	---		
CATTLE-DUTIABLE	NNO				
MEATS AND MEAT PRODS	MT				
MEATS-P.L.88-482	MT				
MEATS-FRESH,FROZEN	MT				
BEEF AND VEAL	MT				
PORK	MT				
MEATS-PREP,PRES	MT				
BEEF AND VEAL	MT				
PORK	MT				
MUTTON,GOAT, & LAMB	MT				
POULTRY & PRODUCTS	NA	---	---		
DAIRY PRODUCTS	NA	---	---		
NONFAT DRY MILK	MT				
CHEESE	MT				
CASEIN AND MIXTURES	MT				
FATS OILS AND GREASES	MT				
HIDES AND SKINS	NA	---	---		
SHEEP & LAMB SKINS	MT				
FURSKINS	NA	---	---		
WOOL-UMD,EX FREE	MT				
SAUSAGE CASINGS	NA	---	---		
OTHER ANIMAL PRODUCTS	NA	---	---		
VEGETABLE PRODUCTS	NA	---	---	102	56
GRAINS AND PREPS	NA	---	---	0	2
WHEAT-EX SEED,ED	MT				
BARLEY	MT				
BISCUITS,WAFERS	MT				
FRUITS AND PREPS	NA	---	---	0	22
FRESH OR FROZEN	MT				
STRAWBERRIES	MT				
PREPARED OR PRES	MT	0	14	0	22
PINEAPPLES	MT				
FRUIT JUICES	MLT				
NUTS AND PREPS	NA	---	---		
VEGETABLES AND PREPS	NA	---	---	10	10
FRESH OR FROZEN	NA	---	---	0	2
TOMATOES	MT	0	6	0	2
PREPARED OR PRES	NA	---	---	10	8
OLIVES	MLT				
MUSHROOMS,CANNED	MT				
MOPS & EXTRACTED	MT				
SUGAR AND REL PRODS	NA	---	---	14	0
SUGAR-CANE,BEET	MT				
MOLASSES INEDIBLE	MLT				
CONFECTIONERY PRODS	MT				
SPICES	MT				
TOBACCO,UNMFD	MT				
TOBACCO-FILLER	MT				
TOBACCO-SCRAP	MT				
BEVERAGES EX FR JUICE	MLT				
WINE	MLT				
MALT BEVERAGES	MLT				
FEEDS & FODDERS	NA	---	---	78	0
OILSEDS AND PRODS	NA	---	---		
OILSEDS & OILNUTS	MT				
FLAXSEED	MT				
SESAME SEED	MT				
OILS AND WAXES-VEG	MT				
CASTOR OIL	MT				
COCONUT OIL	MT				
OLIVE OIL	MT				
PALM OIL	MT				
PALM KERNEL OIL	MT				
OILCAKE AND MEAL	MT				
COTTON,EX LINTERS	MT				
COTTON LINTERS	MT				
SEEDS,FIELD & GARDEN	NA	---	---		
NURSERY STOCK	NA	---	---	0	3
OTHER VEG PRODUCTS	NA	---	---	0	18

TABLE 2 --U.S. AGRICULTURAL IMPORTS: QUANTITY AND VALUE, COUNTRY BY COMMODITY GROUP, FISCAL YEARS 1978 AND 1979

COUNTRY AND COMMODITY GROUP	UNIT	QUANTITY 1978	QUANTITY 1979	VALUE 1978 $1,000	VALUE 1979 $1,000
283 FRENCH WEST INDIES		---	---	636	787
COMPLEMENTARY	NA	---	---	131	456
BANANAS-FRESH	MT				
PLANTAINS-FRESH	MT				
COFFEE-GREEN	MT				
COFFEE-ROASTED	MT				
COFFEE-SOLUBLE,EXTRACTS	MT				
COCOA BEANS	MT	18	164	72	452
COCOA BUTTER	MT				
COCOA-CAKE,POWDER,ETC	MT				
CHOCOLATE PREPARATIONS	MT				
TEA-CRUDE OR PREPARED	MT				
SPICES	MT	5	0	21	0
ALLIED GUMS	MT				
RUBBER-CRUDE	MT				
RUBBER-LATEX	MT				
RUBBER-DRY FORM	MT				
SILK-RAW	MT				
WOOL-UNMFD,FREE	MT				
FIBERS-EX COTTON,JUTE	MT				
OILS-ESSENTIAL	MT	3	0	33	0
DRUGS	MT				
OTHER COMPLEMENTARY	NA	---	---	0	0
SUPPLEMENTARY	NA	---	---	506	291
ANIMALS & ANIMAL PRODS	NA	---	---	0	0
ANIMALS-LIVE,EX PLTRY	NA	---	---		
CATTLE-DUTIABLE	NMB				
MEATS AND MEAT PRODS	MT				
MEATS-P.L.A6-482	MT				
MEATS-FRESH,FROZEN	MT				
BEEF AND VEAL	MT				
PORK	MT				
MEATS-PREP,PRES	MT				
BEEF AND VEAL	MT				
PORK	MT				
MUTTON,GOAT, & LAMB	MT				
POULTRY & PRODUCTS	NA	---	---		
DAIRY PRODUCTS	NA	---	---		
NONFAT DRY MILK	MT				
CHEESE	MT				
CASEIN AND MIXTURES	MT				
FATS OILS AND GREASES	MT				
HIDES AND SKINS	NA	---	---	0	0
SHEEP & LAMB SKINS	MT				
FURSKINS	NA	---	---		
WOOL-UNMD,EX FREE	MT				
SAUSAGE CASINGS	NA	---	---		
OTHER ANIMAL PRODUCTS	NA	---	---		
VEGETABLE PRODUCTS	NA	---	---	506	285
GRAINS AND PREPS	NA	---	---		
WHEAT-EX SEED,FD	MT				
BARLEY	MT				
BISCUITS,WAFERS	MT				
FRUITS AND PREPS	NA	---	---	0	9
FRESH OR FROZEN	MT				
STRAWBERRIES	MT				
PREPARED OR PRES	MT				
PINEAPPLES	MT				
FRUIT JUICES	MLT	0	60	0	9
NUTS AND PREPS	NA	---	---	16	0
VEGETABLES AND PREPS	NA	---	---	150	0
FRESH OR FROZEN	NA	---	---		
TOMATOES	MT				
PREPARED OR PRES	NA	---	---	150	0
OLIVES	MLT				
MUSHROOMS,CANNED	MT				
HOPS & EXTRACT EQ	MT				
SUGAR AND REL PRODS	NA	---	---	28	23
SUGAR-CANE,BEET	MT				
MOLASSES INEDIBLE	MLT				
CONFECTIONERY PRODS	MT				
SPICES	MT				
TOBACCO,UNMFD	MT				
TOBACCO-FILLER	MT				
TOBACCO-SCRAP	MT				
BEVERAGES EX FR JUICE	MLT				
WINE	MLT				
MALT BEVERAGES	MLT				
FEEDS & FODDERS	NA	---	---	308	241
OILSEDS AND PRODS	NA	---	---		
OILSEDS & OILNUTS	MT				
FLAXSEED	MT				
SESAME SEED	MT				
OILS AND WAXES-VEG	MT				
CASTOR OIL	MT				
COCONUT OIL	MT				
OLIVE OIL	MT				
PALM OIL	MT				
PALM KERNEL OIL	MT				
OILCAKE AND MEAL	MT				
COTTON,EX LINTERS	MT				
COTTON LINTERS	MT				
SEEDS,FIELD & GARDEN	NA	---	---		
NURSERY STOCK	NA	---	---	0	1
OTHER VEG PRODUCTS	NA	---	---	0	9

TABLE 2--U.S. AGRICULTURAL IMPORTS: QUANTITY AND VALUE, COUNTRY BY COMMODITY GROUP, FISCAL YEARS 1978 AND 1979

COUNTRY AND COMMODITY GROUP	UNIT	QUANTITY 1978	QUANTITY 1979	VALUE 1978 $1,000	VALUE 1979 $1,000
301 COLOMBIA		---	---	735930	933822
COMPLEMENTARY	NA	---	---	673129	838085
BANANAS-FRESH	MT	159490	192030	24137	32134
PLANTAINS-FRESH	MT	26550	23751	4003	4214
COFFEE-GREEN	MT	148146	229272	618816	771758
COFFEE-ROASTED	MT	8095	6771	22080	17185
COFFEE-SOLUBLE,EXTRACTS	MT	52	769	487	6749
COCOA BEANS	MT	21	0	98	0
COCOA BUTTER	MT	631	885	2663	4451
COCOA-CAKE,POWDER,ETC	MT	6	162	0	390
CHOCOLATE PREPARATIONS	MT	30	398	83	879
TEA-CRUDE OR PREPARED	MT				
SPICES	MT	19	20	34	56
ALLIED GUMS	MT	0	0	0	10
RUBBER-CRUDE	MT				
RUBBER-LATEX	MT				
RUBBER-DRY FORM	MT				
SILK-RAW	MT				
WOOL-UNMFD,FREE	MT				
FIBERS-EX COTTON,JUTE	MT				
OILS-ESSENTIAL	MT	0	2	0	37
DRUGS	MT	10	15	27	42
OTHER COMPLEMENTARY	NA	---	---	108	172
SUPPLEMENTARY	NA	---	---	62801	95737
ANIMALS & ANIMAL PRODS	NA	---	---	1789	1179
ANIMALS-LIVE,EX PLTRY	NA	---	---	8	5
CATTLE-DUTTABLE	NMB				
MEATS AND MEAT PRODS	MT				
MEATS-P,L,BB-HAZ	MT				
MEATS-FRESH,FROZEN	MT				
BEEF AND VEAL	MT				
PORK	MT				
MEATS-PREP,PRES	MT				
BEEF AND VEAL	MT				
PORK	MT				
MUTTON-GOAT, & LAMB	MT				
POULTRY & PRODUCTS	NA	---	---		
DAIRY PRODUCTS	NA	---	---		
NONFAT DRY MILK	MT				
CHEESE	MT				
CASEIN AND MIXTURES	MT				
FATS OILS AND GREASES	MT				
HIDES AND SKINS	NA	---	---	1	15
SHEEP & LAMB SKINS	MT				
FURSKINS	NA	---	---	0	15
WOOL-UNMFD,EX FREE	MT				
SAUSAGE CASINGS	NA	---	---	2	0
OTHER ANIMAL PRODUCTS	NA	---	---	1778	1159
VEGETABLE PRODUCTS	NA	---	---	61012	98557
GRAINS AND PREPS	NA	---	---	2414	2591
WHEAT-EX SEED,ED	MT				
BARLEY	MT				
BISCUITS,WAFERS	MT	979	806	817	722
FRUITS AND PREPS	NA	---	---	180	149
FRESH OR FROZEN	MT	163	2071	24	18
STRAWBERRIES	MT	0	18	0	14
PREPARED OR PRES	MT	98	135	118	143
PINEAPPLES	MT	0	1	0	2
FRUIT JUICES	MLT	58	13	39	6
NUTS AND PREPS	NA	---	---	0	70
VEGETABLES AND PREPS	NA	---	---	1333	1637
FRESH OR FROZEN	NA	---	---	1097	1272
TOMATOES	MT	40	0	15	0
PREPARED OR PRES	NA	---	---	216	365
OLIVES	MLT				
MUSHROOMS,CANNED	MT				
HOPS & EXTRACT EQ	MT				
SUGAR AND REL PRODS	NA	---	---	6847	19727
SUGAR-CANE,BEET	MT	12070	47978	2966	8031
MOLASSES INFOTBLE	MLT	51	110	2260	8969
CONFECTIONERY PRODS	MT	3314	3238	2431	2540
SPICES	MT				
TOBACCO,UNMFD	MT	2109	1589	3332	2536
TOBACCO-FILLER	MT	184	51	273	104
TOBACCO-SCRAP	MT	1805	1413	2984	2351
BEVERGES EX FR JUICE	MLT	181	100	115	86
WINE	MLT	5	2	6	4
MALT BEVERAGES	MLT	10	25	6	11
FEEDS & FODDERS	NA	---	---		
OILSEEDS AND PRODS	NA	---	---	68	26
OILSEEDS & OILNUTS	MT	37	10	57	19
FLAXSEED	MT				
SESAME SEED	MT				
OILS AND WAXES-VEG	MT	10	4	11	7
CASTOR OIL	MT				
COCONUT OIL	MT				
OLIVE OIL	MT				
PALM OIL	MT				
PALM KERNEL OIL	MT				
OILCAKE AND MEAL	MT				
COTTON,EX LINTERS	MT				
COTTON LINTERS	MT	0	504	0	77
SEEDS,FIELD & GARDEN	NA	---	---	5	4
NURSERY STOCK	NA	---	---	86732	67634
OTHER VEG PRODUCTS	NA	---	---	6	0

TABLE 2--U.S. AGRICULTURAL IMPORTS: QUANTITY AND VALUE, COUNTRY BY COMMODITY GROUP, FISCAL YEARS 1978 AND 1979

COUNTRY AND COMMODITY GROUP	UNIT	QUANTITY 1978	QUANTITY 1979	VALUE 1978 $1,000	VALUE 1979 $1,000
307 VENEZUELA		---	---	50982	39910
COMPLEMENTARY	NA	---	---	48302	37352
BANANAS-FRESH	MT	1007	0	177	0
PLANTAINS-FRESH	MT				
COFFEE-GREEN	MT	12116	10998	41584	30098
COFFEE-ROASTED	MT				
COFFEE-SOLUBLE,EXTRACTS	MT				
COCOA BEANS	MT	278	867	1017	3100
COCOA BUTTER	MT	687	299	2784	1487
COCOA-CAKE,POWDER,ETC	MT	76	50	484	170
CHOCOLATE PREPARATIONS	MT	555	605	2150	2070
TEA-CRUDE OR PREPARED	MT				
SPICES	MT	62	16	82	22
ALLIED GUMS	MT				
RUBBER-CRUDE	MT				
RUBBER-LATEX	MT				
RUBBER-DRY FORM	MT				
SILK-RAW	MT				
WOOL-UNMFD,FREE	MT				
FIBERS-EX COTTON,JUTE	MT				
OILS-ESSENTIAL	MT	2	0	84	0
DRUGS	MT	6	1	14	1
OTHER COMPLEMENTARY	NA	---	---	6	0
SUPPLEMENTARY	NA	---	---	2680	2558
ANIMALS & ANIMAL PRODS	NA	---	---	53	224
ANIMALS-LIVE,EX POLTRY	NA	---	---	2	76
CATTLE-DUTTABLE	1000				
MEATS AND MEAT PRODS	MT				
MEATS-B,L,&N-NES	MT				
MEATS-FRESH,FROZEN	MT				
BEEF AND VEAL	MT				
PORK	MT				
MEATS-PREP,PRES	MT				
BEEF AND VEAL	MT				
PORK	MT				
MUTTON,GOAT, & LAMB	MT				
POULTRY & PRODUCTS	NA	---	---	9	13
DAIRY PRODUCTS	NA	---	---		
NONFAT DRY MILK	MT				
CHEESE	MT				
CASEIN AND MIXTURES	MT				
FATS OILS AND GREASES	MT				
HIDES AND SKINS	NA	---	---		
SHEEP & LAMB SKINS	MT				
FURSKINS	NA	---	---		
WOOL-UNMFD-EX FREE	MT				
SAUSAGE CASINGS	NA	---	---		
OTHER ANIMAL PRODUCTS	NA	---	---	51	137
VEGETABLE PRODUCTS	NA	---	---	2626	2331
GRAINS AND PREPS	NA	---	---	70	54
WHEAT-EX SEED,FL	MT				
BARLEY	MT				
BISCUITS,WAFERS	MT	1	0	0	0
FRUITS AND PREPS	NA	---	---	407	220
FRESH OR FROZEN	MT	659	410	401	220
STRAWBERRIES	MT				
PREPARED OR PRES	MT	0	0	0	0
PINEAPPLES	MT				
FRUIT JUICES	MLT	24	0	6	0
NUTS AND PREPS	NA	---	---		
VEGETABLES AND PREPS	NA	---	---	1775	1707
FRESH OR FROZEN	NA	---	---		
TOMATOES	MT				
PREPARED OR PRES	NA	---	---	1775	1707
OLIVES	MLT				
MUSHROOMS,CANNED	MT				
HOPS & EXTRACT FO	MT				
SUGAR AND REL PRODS	NA	---	---	158	15
SUGAR-CANE,BEET	MT				
MOLASSES INEDIBLE	MLT				
CONFECTIONERY PRODS	MT				
SPICES	MT				
TOBACCO,UNMFD	MT	212	192	185	282
TOBACCO-FILLER	MT	28	0	35	0
TOBACCO-SCRAP	MT	82	95	140	204
BEVERAGES EX FR JUICE	MLT	10	0	0	0
WINE	MLT	10	0	0	0
MALT BEVERAGES	MLT				
FEEDS & FODDERS	NA	---	---		
OILSEDS AND PRODS	NA	---	---	10	0
OILSEDS & OILNUTS	MT	23	0	10	0
FLAXSEED	MT				
SESAME SEED	MT				
OILS AND WAXES-VEG	MT				
CASTOR OIL	MT				
COCONUT OIL	MT				
OLIVE OIL	MT				
PALM OIL	MT				
PALM KERNEL OIL	MT				
OILCAKE AND MEAL	MT				
COTTON,EX LINTERS	MT				
COTTON LINTERS	MT				
SEEDS,FIELD & GARDEN	NA	---	---	0	55
NURSERY STOCK	NA	---	---	1	24
OTHER VEG PRODUCTS	NA	---	---	12	14

TABLE 2--U.S. AGRICULTURAL IMPORTS: QUANTITY AND VALUE, COUNTRY BY COMMODITY GROUP, FISCAL YEARS 1978 AND 1979

COUNTRY AND COMMODITY GROUP	UNIT	QUANTITY 1978	QUANTITY 1979	VALUE 1978 $1,000	VALUE 1979 $1,000
312 GUYANA					
COMPLEMENTARY	NA	---	---	8167	8696
BANANAS-FRESH	MT	---	---	78	86
PLANTAINS-FRESH	MT				
COFFEE-GREEN	MT				
COFFEE-ROASTED	MT				
COFFEE-SOLUBLE,EXTRACTS	MT				
COCOA BEANS	MT				
COCOA BUTTER	MT				
COCOA-CAKE,POWDER,ETC	MT				
CHOCOLATE PREPARATIONS	MT				
TEA-CRUDE OR PREPARED	MT				
SPICES	MT				
ALLIED GUMS	MT	6	19	16	46
RUBBER-CRUDE	MT	17	0	60	0
RUBBER-LATEX	MT				
RUBBER-DRY FORM	MT				
SILK-RAW	MT				
WOOL-UNMFD,FREE	MT				
FIBERS-EX COTTON,JUTE	MT				
OILS-ESSENTIAL	MT				
DRUGS	MT				
OTHER COMPLEMENTARY	NA	---	---		
SUPPLEMENTARY	NA	---	---	6691	8648
ANIMALS & ANIMAL PRODS	NA	---	---	23	0
ANIMALS-LIVE,EX PLTRY	NA	---	---		
CATTLE-DUTTABLE	NMB				
MEATS AND MEAT PRODS	MT				
MEATS-P.I.88-482	MT				
MEATS-FRESH,FROZEN	MT				
BEEF AND VEAL	MT				
PORK	MT				
MEATS-PREP,PRES	MT				
BEEF AND VEAL	MT				
PORK	MT				
MUTTON,GOAT, & LAMB	MT				
POULTRY & PRODUCTS	NA	---	---		
DAIRY PRODUCTS	NA	---	---		
NONFAT DRY MILK	MT				
CHEESE	MT				
CASEIN AND MIXTURES	MT				
FATS OILS AND GREASES	MT				
HIDES AND SKINS	NA	---	---	22	0
SHEEP & LAMB SKINS	MT				
FURSKINS	NA	---	---		
WOOL-UNMD,EX FREE	MT				
SAUSAGE CASINGS	NA	---	---		
OTHER ANIMAL PRODUCTS	NA	---	---	1	0
VEGETABLE PRODUCTS	NA	---	---	6068	8644
GRAINS AND PREPS	NA	---	---		
WHEAT-EX SEED,FD	MT				
BARLEY	MT				
BISCUITS,WAFERS	MT				
FRUITS AND PREPS	NA	---	---	0	2
FRESH OR FROZEN	MT				
STRAWBERRIES	MT				
PREPARED OR PRES	MT	0	2	0	2
PINEAPPLES	MT				
FRUIT JUICES	MLT				
NUTS AND PREPS	NA	---	---		
VEGETABLES AND PREPS	NA	---	---	2	0
FRESH OR FROZEN	NA	---	---		
TOMATOES	MT				
PREPARED OR PRES	NA	---	---	2	0
OLIVES	MLT				
MUSHROOMS,CANNED	MT				
HOPS & EXTRACT EQ	MT				
SUGAR AND REL PRODS	NA	---	---	6065	8642
SUGAR-CANE,BEET	MT	24388	32574	4489	6313
MOLASSES INEDIBLE	MLT	38	35	1582	2326
CONFECTIONERY PRODS	MT	0	2	0	3
SPICES	MT				
TOBACCO,UNMFD	MT				
TOBACCO-FILLER	MT				
TOBACCO-SCRAP	MT				
BEVERAGES EX FR JUICE	MLT				
WINE	MLT				
MALT BEVERAGES	MLT				
FEEDS & FODDERS	NA	---	---		
OILSEDS AND PRODS	NA	---	---		
OILSEDS & OILNUTS	MT				
FLAXSEED	MT				
SESAME SEED	MT				
OILS AND FATS-VEG	MT				
CASTOR OIL	MT				
COCONUT OIL	MT				
OLIVE OIL	MT				
PALM OIL	MT				
PALM KERNEL OIL	MT				
OILCAKE AND MEAL	MT				
COTTON,EX LINTERS	MT				
COTTON LINTERS	MT				
SEEDS,FIELD & GARDEN	NA	---	---		
NURSERY STOCK	NA	---	---	1	0
OTHER VEG PRODUCTS	NA	---	---		

TABLE 2--U.S. AGRICULTURAL IMPORTS: QUANTITY AND VALUE, COUNTRY BY COMMODITY GROUP, FISCAL YEARS 1978 AND 1979

COUNTRY AND COMMODITY GROUP	UNIT	QUANTITY 1978	QUANTITY 1979	VALUE 1978 $1,000	VALUE 1979 $1,000
315 SURINAM		---	---	503	40
COMPLEMENTARY	NA	---	---	31	27
BANANAS-FRESH	MT				
PLANTAINS-FRESH	MT				
COFFEE-GREEN	MT				
COFFEE-ROASTED	MT				
COFFEE-SOLUBLE,EXTRACTS	MT				
COCOA BEANS	MT				
COCOA BUTTER	MT				
COCOA-CAKE,POWDER,ETC	MT				
CHOCOLATE PREPARATIONS	MT				
TEA-CRUDE OR PREPARED	MT				
SPICES	MT				
ALLIED GUMS	MT	15	11	31	27
RUBBER-CRUDE	MT				
RUBBER-LATEX	MT				
RUBBER-DRY FORM	MT				
SILK-RAW	MT				
WOOL-UNMFD,FREE	MT				
FIBERS-EX COTTON,JUTE	MT				
OILS-ESSENTIAL	MT				
DRUGS	MT				
OTHER COMPLEMENTARY	NA	---	---		
SUPPLEMENTARY	NA	---	---	472	12
ANIMALS & ANIMAL PRODS	NA	---	---		
ANIMALS-LIVE,EX PLTRY	NA	---	---		
CATTLE-DUTTABLE	HEAD				
MEATS AND MEAT PRODS	MT				
MEATS-P.L.86-482	MT				
MEATS-FRESH,FROZEN	MT				
BEEF AND VEAL	MT				
PORK	MT				
MEATS-PREP.PRES	MT				
BEEF AND VEAL	MT				
PORK	MT				
MUTTON,GOAT, & LAMB	MT				
POULTRY & PRODUCTS	NA	---	---		
DAIRY PRODUCTS	NA	---	---		
NONFAT DRY MILK	MT				
CHEESE	MT				
CASEIN AND MIXTURES	MT				
FATS OILS AND GREASES	MT				
HIDES AND SKINS	NA	---	---		
SHEEP & LAMB SKINS	MT				
FURSKINS	NA	---	---		
WOOL-UNFD,EX FREE	MT				
SAUSAGE CASINGS	NA	---	---		
OTHER ANIMAL PRODUCTS	NA	---	---		
VEGETABLE PRODUCTS	NA	---	---	472	12
GRAINS AND PREPS	NA	---	---		
WHEAT-EX SEED,FD	MT				
BARLEY	MT				
BISCUITS,WAFERS	MT				
FRUITS AND PREPS	NA	---	---		
FRESH OR FROZEN	MT				
STRAWBERRIES	MT				
PREPARED OR PRES	MT				
PINEAPPLES	MT				
FRUIT JUICES	MLT				
NUTS AND PREPS	NA	---	---		
VEGETABLES AND PREPS	NA	---	---		
FRESH OR FROZEN	NA	---	---		
TOMATOES	MT				
PREPARED OR PRES	NA	---	---		
OLIVES	MLT				
MUSHROOMS,CANNED	MT				
HOPS & EXTRACTED	MT				
SUGAR AND REL PRODS	NA	---	---	455	0
SUGAR-CANE,BEET	MT	221B	0	455	0
MOLASSES INEDIBLE	MLT				
CONFECTIONERY PRODS	MT				
SPICES	MT				
TOBACCO,UNMFD	MT				
TOBACCO-FILLER	MT				
TOBACCO-SCRAP	MT				
BEVERAGES EX FR JUICE	MLT	0	12	0	5
WINE	MLT				
MALT BEVERAGES	MLT	0	12	0	5
FEEDS & FODDERS	NA	---	---		
OILSEDS AND PRODS	NA	---	---		
OILSEDS & OILNUTS	MT				
FLAXSEED	MT				
SESAME SEED	MT				
OILS AND WAXES-VEG	MT				
CASTOR OIL	MT				
COCONUT OIL	MT				
OLIVE OIL	MT				
PALM OIL	MT				
PALM KERNEL OIL	MT				
OILCAKE AND MEAL	MT				
COTTON,EX LINTERS	MT				
COTTON LINTERS	MT				
SEEDS,FIELD & GARDEN	NA	---	---		
NURSERY STOCK	NA	---	---	17	8
OTHER VEG PRODUCTS	NA	---	---		

TABLE 2--U.S. AGRICULTURAL IMPORTS: QUANTITY AND VALUE, COUNTRY BY COMMODITY GROUP, FISCAL YEARS 1978 AND 1979

COUNTRY AND COMMODITY GROUP	UNIT	QUANTITY 1978	QUANTITY 1979	VALUE 1978 $1,000	VALUE 1979 $1,000
317 FRENCH GUIANA		---	---	18	101
COMPLEMENTARY	NA	---	---		
BANANAS-FRESH	MT				
PLANTAINS-FRESH	MT				
COFFEE-GREEN	MT				
COFFEE-ROASTED	MT				
COFFEE-SOLUBLE,EXTRACTS	MT				
COCOA BEANS	MT				
COCOA BUTTER	MT				
COCOA-CAKE,POWDER,ETC	MT				
CHOCOLATE PREPARATIONS	MT				
TEA-CRUDE OR PREPARED	MT				
SPICES	MT				
ALLIED GUMS	MT				
RUBBER-CRUDE	MT				
RUBBER-LATEX	MT				
RUBBER-DRY FORM	MT				
SILK-RAW	MT				
WOOL-UNMFD,FREE	MT				
FIBERS-EX COTTON,JUTE	MT				
OILS-ESSENTIAL	MT				
DRUGS	MT				
OTHER COMPLEMENTARY	NA	---	---		
SUPPLEMENTARY	NA	---	---	18	101
ANIMALS & ANIMAL PRODS	NA	---	---	16	53
ANIMALS-LIVE,EX PLTRY	NA	---	---		
CATTLE-DUTIABLE	HNO				
MEATS AND MEAT PRODS	MT				
MEATS-P.L.88-482	MT				
MEATS-FRESH,FROZEN	MT				
BEEF AND VEAL	MT				
PORK	MT				
MEATS-PREP,PRES	MT				
BEEF AND VEAL	MT				
PORK	MT				
MUTTON,GOAT, & LAMB	MT				
POULTRY & PRODUCTS	NA	---	---		
DAIRY PRODUCTS	NA	---	---		
NONFAT DRY MILK	MT				
CHEESE	MT				
CASEIN AND MIXTURES	MT				
FATS OILS AND GREASES	MT				
HIDES AND SKINS	NA	---	---	16	53
SHEEP & LAMB SKINS	MT				
FURSKINS	NA	---	---		
WOOL-UMD,EX FREE	MT				
SAUSAGE CASINGS	NA	---	---		
OTHER ANIMAL PRODUCTS	NA	---	---		
VEGETABLE PRODUCTS	NA	---	---	0	48
GRAINS AND PREPS	NA	---	---		
WHEAT-EX SEED,FD	MT				
BARLEY	MT				
BISCUITS,WAFERS	MT				
FRUITS AND PREPS	NA	---	---		
FRESH OR FROZEN	MT				
STRAWBERRIES	MT				
PREPARED OR PRES	MT				
PINEAPPLES	MT				
FRUIT JUICES	MLT				
NUTS AND PREPS	NA	---	---	0	43
VEGETABLES AND PREPS	NA	---	---		
FRESH OR FROZEN	NA	---	---		
TOMATOES	MT				
PREPARED OR PRES	NA	---	---		
OLIVES	MLT				
MUSHROOMS,CANNED	MT				
HOPS & EXTRACT EQ	MT				
SUGAR AND REL PRODS	NA	---	---		
SUGAR-CANE,BEET	MT				
MOLASSES INEDIBLE	MLT				
CONFECTIONERY PRODS	MT				
SPICES	MT				
TOBACCO,UNMFD	MT				
TOBACCO-FILLER	MT				
TOBACCO-SCRAP	MT				
BEVERAGES EX FR JUICE	MLT				
WINE	MLT				
MALT BEVERAGES	MLT				
FEEDS & FODDERS	NA	---	---		
OILSEEDS AND PRODS	NA	---	---		
OILSEEDS & OILNUTS	MT				
FLAXSEED	MT				
SESAME SEED	MT				
OILS AND FAXES-VEG	MT				
CASTOR OIL	MT				
COCONUT OIL	MT				
OLIVE OIL	MT				
PALM OIL	MT				
PALM KERNEL OIL	MT				
OILCAKE AND MEAL	MT				
COTTON,EX LINTERS	MT				
COTTON LINTERS	MT				
SEEDS,FIELD & GARDEN	NA	---	---		
NURSERY STOCK	NA	---	---		
OTHER VEG PRODUCTS	NA	---	---	0	5

Reproduced from best available copy.

TABLE 2 --U.S. AGRICULTURAL IMPORTS: QUANTITY AND VALUE, COUNTRY BY COMMODITY GROUP, FISCAL YEARS 1978 AND 1979

COUNTRY AND COMMODITY GROUP	UNIT	QUANTITY 1978	QUANTITY 1979	VALUE 1978 $1,000	VALUE 1979 $1,000
331 ECUADOR		---	---	372720	378242
COMPLEMENTARY	NA	---	---	367648	358788
BANANAS-FRESH	MT	526058	502959	79257	84536
PLANTAINS-FRESH	MT	25610	27708	5127	4708
COFFEE-GREEN	MT	51862	47218	167880	193952
COFFEE-ROASTED	MT	292	1306	766	4261
COFFEE-SOLUBLE,EXTRACTS	MT	237	476	1041	3083
COCOA BEANS	MT	5417	6757	16780	21890
COCOA BUTTER	MT	1401	1327	5776	6245
COCOA-CAKE,POWDER,ETC	MT	2378	1928	9504	7242
CHOLOLATE PREPARATIONS	MT	18024	18780	74372	75810
TEA-CRUDE OR PREPARED	MT	647	1061	886	1293
SPICES	MT	17	29	17	19
ALLIED GUMS	MT				
RUBBER-CRUDE	MT	2	0	2	0
RUBBER-LATEX	MT				
RUBBER-DRY FORM	MT	2	0	2	0
SILK-RAW	MT				
WOOL-UNMFD,FREE	MT				
FIBERS-EX COTTON,JUTE	MT	8055	7077	5164	4733
OILS-ESSENTIAL	MT				
DRUGS	MT	2	1	6	2
OTHER COMPLEMENTARY	NA	---	---	549	1018
SUPPLEMENTARY	NA	---	---	5038	19456
ANIMALS & ANIMAL PRODS	NA	---	---	0	76
ANIMALS-LIVE,EX POLTRY	NA	---	---	6	30
CATTLE-DUTIABLE	NMB				
MEATS AND MEAT PRODS	MT				
MEATS-P.L.,NS-NA2	MT				
MEATS-FRESH,FROZEN	MT				
BEEF AND VEAL	MT				
PORK	MT				
MEATS-PREP,PRES	MT				
BEEF AND VEAL	MT				
PORK	MT				
MUTTON,GOAT, & LAMB	MT				
POULTRY & PRODUCTS	NA	---	---		
DAIRY PRODUCTS	NA	---	---		
NONFAT DRY MILK	MT				
CHEESE	MT				
CASEIN AND MIXTURES	MT				
FATS OILS AND GREASES	MT				
HIDES AND SKINS	NA	---	---		
SHEEP & LAMB SKINS	MT				
FURSKINS	NA	---	---		
WOOL-UNMFD,EX FREE	MT				
SAUSAGE CASINGS	NA	---	---		
OTHER ANIMAL PRODUCTS	NA	---	---	0	46
VEGETABLE PRODUCTS	NA	---	---	5038	19396
GRAINS AND PREPS	NA	---	---	17	6
WHEAT-EX SEED,FD	MT				
BARLEY	MT				
BISCUITS,WAFERS	MT				
FRUITS AND PREPS	NA	---	---	891	544
FRESH OR FROZEN	MT	2021	1400	666	483
STRAWBERRIES	MT				
PREPARED OR PRES	MT	38	309	25	61
PINEAPPLES	MT	8	0	2	0
FRUIT JUICES	MLT	998	0	201	0
NUTS AND PREPS	NA	---	---	6	0
VEGETABLES AND PREPS	NA	---	---	69	167
FRESH OR FROZEN	NA	---	---	0	2
TOMATOES	MT				
PREPARED OR PRES	NA	---	---	63	165
OLIVES	MLT				
MUSHROOMS,CANNED	MT				
HOPS & EXTRACT FD	MT				
SUGAR AND MFL PRODS	NA	---	---	1737	17894
SUGAR-CANE,BEET	MT	6057	65613	967	13598
MOLASSES INEDIBLE	MLT	19	41	770	4282
CONFECTIONERY PRODS	MT				
SPICES	MT				
TOBACCO,UNMFD	MT	62	38	242	256
TOBACCO-FILLER	MT	25	26	95	122
TOBACCO-SCRAP	MT	26	1	30	0
BEVERGES EX FR JUICE	MLT	8	0	6	0
WINE	MLT	8	0	6	0
MALT BEVERAGES	MLT				
FEEDS & FODDERS	NA	---	---	770	418
OILSEDS AND PRODS	NA	---	---	1237	0
OILSEEDS & OILNUTS	MT				
FLAXSEED	MT				
SESAME SEED	MT				
OILS AND WAXES-VEG	MT	1375	0	1237	0
CASTOR OIL	MT	1375	0	1237	0
COCONUT OIL	MT				
OLIVE OIL	MT				
PALM OIL	MT				
PALM KERNEL OIL	MT				
OILCAKE AND MEAL	MT				
COTTON,EX LINTERS	MT				
COTTON LINTERS	MT				
SEEDS,FIELD & GARDEN	NA	---	---	1	1
NURSERY STOCK	NA	---	---	73	37
OTHER VEG PRODUCTS	NA	---	---	0	56

TABLE 2--U.S. AGRICULTURAL IMPORTS: QUANTITY AND VALUE, COUNTRY BY COMMODITY GROUP, FISCAL YEARS 1978 AND 1979

COUNTRY AND COMMODITY GROUP	UNIT	QUANTITY 1978	QUANTITY 1979	VALUE 1978 $1,000	VALUE 1979 $1,000
333 PERU		---	---	188597	196323
COMPLEMENTARY	NA	---	---	142273	154110
BANANAS-FRESH	MT	181	0	25	0
PLANTAINS-FRESH	MT	105	0	12	0
COFFEE-GREEN	MT	37588	47340	130913	141660
COFFEE-ROASTED	MT				
COFFEE-SOLUBLE,EXTRACTS	MT	0	30	0	185
COCOA BEANS	MT	1457	1878	4579	5624
COCOA BUTTER	MT	15	27	56	142
COCOA-CAKE,POWDER,ETC	MT	12	70	39	208
CHOCOLATE PREPARATIONS	MT	442	1366	1527	4734
TEA-CRUDE OR PREPARED	MT				
SPICES	MT	64	135	53	174
ALLIED GUMS	MT				
RUBBER-CRUDE	MT				
RUBBER-LATEX	MT				
RUBBER-DRY FORM	MT				
SILK-RAW	MT				
WOOL-UNMFD,FREE	MT				
FIBERS-EX COTTON,JUTE	MT				
OILS-ESSENTIAL	MT	16	25	251	593
DRUGS	MT	730	743	818	798
OTHER COMPLEMENTARY	NA	---	---	0	2
SUPPLEMENTARY	NA	---	---	46324	42213
ANIMALS & ANIMAL PRODS	NA	---	---	1345	988
ANIMALS-LIVE,EX POLTRY	NA	---	---	213	150
CATTLE-QUITABLE	NMB				
MEATS AND MEAT PRODS	MT	3	16	0	31
MEATS-P.L.&B.&B2	MT				
MEATS-FRESH,FROZEN	MT				
BEEF AND VEAL	MT				
PORK	MT				
MEATS-PREP,PRES	MT	0	16	0	31
BEEF AND VEAL	MT	0	16	0	31
PORK	MT				
MUTTON,GOAT, & LAMB	MT				
POULTRY & PRODUCTS	NA	---	---		
DAIRY PRODUCTS	NA	---	---		
NONFAT DRY MILK	MT				
CHEESE	MT				
CASEIN AND MIXTURES	MT				
FATS OILS AND GREASES	MT				
HIDES AND SKINS	NA	---	---	59	402
SHEEP & LAMB SKINS	MT	11	14	0	88
FURSKINS	NA	---	---	2	25
WOOL-UNMF,EX FREE	MT	132	58	1013	326
SAUSAGE CASINGS	NA	---	---		
OTHER ANIMAL PRODUCTS	NA	---	---	60	77
VEGETABLE PRODUCTS	NA	---	---	44979	41229
GRAINS AND PREPS	NA	---	---	42	14
WHEAT-EX SEED,FD	MT				
BARLEY	MT				
BISCUITS,WAFERS	MT	0	4	0	8
FRUITS AND PREPS	NA	---	---	262	127
FRESH OR FROZEN	MT	240	393	93	86
STRAWBERRIES	MT				
PREPARED OR PRES	MT	0	16	1	24
PINEAPPLES	MT				
FRUIT JUICES	MLT	167	13	169	17
NUTS AND PREPS	NA	---	---	1686	1894
VEGETABLES AND PREPS	NA	---	---	1016	1699
FRESH OR FROZEN	NA	---	---	522	1030
TOMATOES	MT				
PREPARED OR PRES	NA	---	---	494	670
OLIVES	MLT	0	88	0	85
MUSHROOMS,CANNED	MT				
HOPS & EXTRACT EQ	MT				
SUGAR AND REL PRODS	NA	---	---	41640	37311
SUGAR-CANE,BEET	MT	207985	179989	37974	35400
MOLASSES INEDIBLE	MLT	77	30	3666	1813
CONFECTIONERY PRODS	MT				
SPICES	MT	1	0	17	0
TOBACCO,UNMFD	MT	132	10	119	12
TOBACCO-FILLER	MT	0	0	1	0
TOBACCO-SCRAP	MT	126	11	116	12
BEVERAGES EX FR JUICE	MLT	37	30	19	21
WINE	MLT	0	7	0	7
MALT BEVERAGES	MLT	37	27	19	15
FEEDS & FODDERS	NA	---	---	6	23
OILSEEDS AND PRODS	NA	---	---	6	4
OILSEEDS & OILNUTS	MT	5	5	6	4
FLAXSEED	MT				
SESAME SEED	MT	0	5	0	4
OILS AND WAXES-VEG	MT				
CASTOR OIL	MT				
COCONUT OIL	MT				
OLIVE OIL	MT				
PALM OIL	MT				
PALM KERNEL OIL	MT				
OILCAKE AND MEAL	MT				
COTTON,EX LINTERS	MT	56	0	72	0
COTTON LINTERS	MT				
SEEDS,FIELD & GARDEN	NA	---	---	1	63
NURSERY STOCK	NA	---	---	28	44
OTHER VEG PRODUCTS	NA	---	---	84	16

TABLE 2--U.S. AGRICULTURAL IMPORTS: QUANTITY AND VALUE, COUNTRY BY COMMODITY GROUP, FISCAL YEARS 1978 AND 1979

COUNTRY AND COMMODITY GROUP	UNIT	QUANTITY 1978	QUANTITY 1979	VALUE 1978 $1,000	VALUE 1979 $1,000
335 BOLIVIA		---	---	21546	25473
COMPLEMENTARY	NA	---	---	5666	6998
BANANAS-FRESH	MT				
PLANTAINS-FRESH	MT				
COFFEE-GREEN	MT	1685	1927	4621	5706
COFFEE-ROASTED	MT				
COFFEE-SOLUBLE,EXTRACTS	MT				
COCOA BEANS	MT				
COCOA BUTTER	MT	54	88	210	391
COCOA-CAKE,POWDER,ETC	MT	130	185	440	508
CHOCOLATE PREPARATIONS	MT	60	48	253	176
TEA-CRUDE OR PREPARED	MT				
SPICES	MT	7	4	3	2
ALLIED GUMS	MT				
RUBBER-CRUDE	MT				
RUBBER-LATEX	MT				
RUBBER-DRY FIRM	MT				
SILK-RAW	MT				
WOOL-UNMFD,FREE	MT				
FIBERS-EX COTTON,JUTE	MT				
OILS-ESSENTIAL	MT				
DRUGS	MT	113	135	140	171
OTHER COMPLEMENTARY	NA	---	---		
SUPPLEMENTARY	NA	---	---	14880	18486
ANIMALS & ANIMAL PRODS	NA	---	---	26	41
ANIMALS-LIVE,EX PLTRY	NA	---	---		
CATTLE-CUTTABLE	HHD				
MEATS AND MEAT PRODS	MT				
MEATS-P,L,RB-482	MT				
MEATS-FRESH,FROZEN	MT				
BEEF AND VEAL	MT				
PORK	MT				
MEATS-PREP,PRES	MT				
BEEF AND VEAL	MT				
PORK	MT				
MUTTON,GOAT, & LAMB	MT				
POULTRY & PRODUCTS	NA	---	---		
DAIRY PRODUCTS	NA	---	---		
NONFAT DRY MILK	MT				
CHEESE	MT				
CASEIN AND MIXTURES	MT				
FATS OILS AND GREASES	MT				
HIDES AND SKINS	NA	---	---	22	12
SHEEP & LAMB SKINS	MT				
FURSKINS	NA	---	---	0	0
WOOL-UNMFD,EX FREE	MT	1	10	4	29
SAUSAGE CASINGS	NA	---	---		
OTHER ANIMAL PRODUCTS	NA	---	---		
VEGETABLE PRODUCTS	NA	---	---	14853	18439
GRAINS AND PREPS	NA	---	---		
WHEAT-EX SEED,FD	MT				
BARLEY	MT				
BISCUITS,WAFERS	MT				
FRUITS AND PREPS	NA	---	---		
FRESH OR FROZEN	MT				
STRAWBERRIES	MT				
PREPARED OR PRES	MT				
PINEAPPLES	MT				
FRUIT JUICES	MLT				
NUTS AND PREPS	NA	---	---	3809	5481
VEGETABLES AND PREPS	NA	---	---		
FRESH OR FROZEN	NA	---	---		
TOMATOES	MT				
PREPARED OR PRES	NA	---	---		
OLIVES	MLT				
MUSHROOMS,CANNED	MT				
HOPS & EXTRACT FQ	MT				
SUGAR AND REL PRODS	NA	---	---	11045	14958
SUGAR-CANE,BEET	MT	87591	63985	11045	14958
MOLASSES INEDIBLE	MLT				
CONFECTIONERY PRODS	MT				
SPICES	MT				
TOBACCO,UNMFD	MT				
TOBACCO-FILLER	MT				
TOBACCO-SCRAP	MT				
BEVERAGES EX FR JUICE	MLT	2	0	1	0
WINE	MLT				
MALT BEVERAGES	MLT	2	0	1	0
FEEDS & FODDERS	NA	---	---		
OILSEEDS AND PRODS	NA	---	---		
OILSEEDS & OILNUTS	MT				
FLAXSEED	MT				
SESAME SEED	MT				
OILS AND WAXES-VEG	MT				
CASTOR OIL	MT				
COCONUT OIL	MT				
OLIVE OIL	MT				
PALM OIL	MT				
PALM KERNEL OIL	MT				
OILCAKE AND MEAL	MT				
COTTON,EX LINTERS	MT				
COTTON LINTERS	MT				
SEEDS,FIELD & GARDEN	NA	---	---		
NURSERY STOCK	NA	---	---		
OTHER VEG PRODUCTS	NA	---	---		

TABLE 2--U.S. AGRICULTURAL IMPORTS, QUANTITY AND VALUE, COUNTRY BY COMMODITY GROUP, FISCAL YEARS 1978 AND 1979

COUNTRY AND COMMODITY GROUP	UNIT	QUANTITY 1978	QUANTITY 1979	VALUE 1978 $1,000	VALUE 1979 $1,000
337 CNTLE		---	---	33874	47148
COMPLEMENTARY	NA	---	---	520	392
BANANAS-FRESH	MT				
PLANTAINS-FRESH	MT				
COFFEE-GREEN	MT				
COFFEE-ROASTED	MT				
COFFEE-SOLUBLE,EXTRACTS	MT				
COCOA BEANS	MT				
COCOA BUTTER	MT				
COCOA-CAKE,POWDER,ETC	MT				
CHOCOLATE PREPARATIONS	MT				
TEA-CRUDE OR PREPARED	MT	0	0	0	28
SPICES	MT	99	27	118	33
ALLIED GUMS	MT				
RUBBER-CRUDE	MT				
RUBBER-LATEX	MT				
RUBBER-DRY FORM	MT				
SILKWRM	MT				
WOOL-UNMFD,FREE	MT	11	0	17	0
FIBERS-EX COTTON,JUTE	MT				
OILS-ESSENTIAL	MT	0	0	Y	10
DRUGS	MT	38	144	30	200
OTHER COMPLEMENTARY	NA	---	---	307	121
SUPPLEMENTARY	NA	---	---	33354	46756
ANIMALS & ANIMAL PRODS	NA	---	---	2265	3035
ANIMALS-LIVE,EX PLTRY	NA	---	---	911	1196
CATTLE-DUTTABLE	NNO				
MEATS AND MEAT PRODS	MT				
MEATS-P.L.88-482	MT				
MEATS-FRESH,FROZEN	MT				
BEEF AND VEAL	MT				
PORK	MT				
MEATS-PREP,PRES	MT				
BEEF AND VEAL	MT				
PORK	MT				
MUTTON,GOAT, & LAMB	MT				
POULTRY & PRODUCTS	NA	---	---		
DAIRY PRODUCTS	NA	---	---		
NONFAT DRY MILK	MT				
CHEESE	MT				
CASEIN AND MIXTURES	MT				
FATS OILS AND GREASES	MT				
HIDES AND SKINS	NA	---	---	248	130
SHEEP & LAMB SKINS	MT				
FURSKINS	NA	---	---	136	129
WOOL-UNFD,EX FREE	MT	82	397	150	788
SAUSAGE CASINGS	NA	---	---	0	4
OTHER ANIMAL PRODUCTS	NA	---	---	957	917
VEGETABLE PRODUCTS	NA	---	---	31089	43721
GRAINS AND PREPS	NA	---	---	0	1
WHEAT-EX SEED,ED	MT				
BARLEY	MT				
BISCUITS,WAFERS	MT				
FRUITS AND PREPS	NA	---	---	23392	34034
FRESH OR FROZEN	MT	36704	53010	22623	32476
STRAWBERRIES	MT	0	11	0	8
PREPARED OR PRES	MT	219	912	153	1005
PINEAPPLES	MT				
FRUIT JUICES	MLT	2859	1841	616	553
NUTS AND PREPS	NA	---	---		
VEGETABLES AND PREPS	NA	---	---	2539	5895
FRESH OR FROZEN	NA	---	---	549	722
TOMATOES	MT				
PREPARED OR PRES	NA	---	---	2190	5173
OLIVES	MLT	10	3	11	3
MUSHROOMS,CANNED	MT	2	0	4	0
HOPS & EXTRACT EQ	MT				
SUGAR AND REL PRODS	NA	---	---	1650	24
SUGAR-CANE,BEET	MT				
MOLASSES INEDIBLE	MLT	31	0	1520	0
CONFECTIONERY PRODS	MT	5	0	9	0
SPICES	MT				
TOBACCO,UNMFD	MT				
TOBACCO-FILLER	MT				
TOBACCO-SCRAP	MT				
BEVERGES EX FR JUICE	MLT	248	741	303	1034
WINE	MLT	248	741	309	1034
MALT BEVERAGES	MLT				
FEEDS & FODDERS	NA	---	---	2294	1359
OILSEDS AND PRODS	NA	---	---	0	127
OILSEDS & OILNUTS	MT	0	25	0	19
FLAXSEED	MT				
SESAME SEED	MT				
OILS AND WAXES-VEG	MT	0	85	0	108
CASTOR OIL	MT				
COCONUT OIL	MT				
OLIVE OIL	MT	0	85	0	108
PALM OIL	MT				
PALM KERNEL OIL	MT				
OILCAKE AND MEAL	MT				
COTTON,EX LINTERS	MT				
COTTON LINTERS	MT				
SEEDS,FIELD & GARDEN	NA	---	---	893	1225
NURSERY STOCK	NA	---	---	0	18
OTHER VEG PRODUCTS	NA	---	---	18	5

Reproduced from best available copy.

TABLE 2--U.S. AGRICULTURAL IMPORTS: QUANTITY AND VALUE, COUNTRY BY COMMODITY GROUP, FISCAL YEARS 1978 AND 1979

COUNTRY AND COMMODITY GROUP	UNIT	QUANTITY 1978	QUANTITY 1979	VALUE 1978 $1,000	VALUE 1979 $1,000
351 BRAZIL		---	---	1342263	1572466
COMPLEMENTARY	NA	---	---	997396	1061601
BANANAS-FRESH	MT	897	1732	86	265
PLANTAINS-FRESH	MT				
COFFEE-GREEN	MT	1121101	1587065	898218	522648
COFFEE-ROASTED	MT	159	318	572	1273
COFFEE-SOLUBLE,EXTRACTS	MT	35527	24069	148866	189102
COCOA BEANS	MT	53909	34946	115915	118191
COCOA BUTTER	MT	5397	9278	24812	46138
COCOA-CAKE,POWDER,ETC	MT	18827	17059	73375	58085
CHOCOLATE PREPARATIONS	MT	23493	21158	101478	90005
TEA-CRUDE OR PREPARED	MT	1725	3723	2244	4748
SPICES	MT	9623	10842	21568	19525
ALLIED GUMS	MT	165	203	334	460
RUBBER-CRUDE	MT	174	41	437	48
RUBBER-LATEX	MT				
RUBBER-DRY FORM	MT	174	41	437	48
SILK-RAW	MT	84	94	1570	2158
WOOL-UNMFD,FREE	MT	10	7	25	20
FIBERS-EX COTTON,JUTE	MT	7596	6385	2499	2280
OILS-ESSENTIAL	MT	848	708	5018	5159
DRUGS	MT	135	165	257	557
OTHER COMPLEMENTARY	NA	---	---	135	213
SUPPLEMENTARY	NA	---	---	344867	510805
ANIMALS & ANIMAL PRODS	NA	---	---	48076	53417
ANIMALS-LIVE,EX PLTRY	NA	---	---	70	295
CATTLE-DUTIABLE	NNO				
MEATS AND MEAT PRODS	MT	19771	17999	34922	47008
MEATS-P,L,RB-BA2	MT				
MEATS-FRESH,FROZEN	MT				
BEEF AND VEAL	MT				
PORK	MT				
MEATS-PREP,PRES	MT	19917	17848	36704	46301
BEEF AND VEAL	MT	19917	17848	36704	46301
PORK	MT				
MUTTON,GOAT, & LAMB	MT				
POULTRY & PRODUCTS	NA	---	---	0	0
DAIRY PRODUCTS	NA	---	---	202	0
NONFAT DRY MILK	MT				
CHEESE	MT				
CASEIN AND MIXTURES	MT				
FATS OILS AND GREASES	MT	1514	1536	1231	1334
HIDES AND SKINS	NA	---	---	24	102
SHEEP & LAMB SKINS	MT	0	8	4	45
FURSKINS	NA	---	---		
WOOL-UNMD,EX FREE	MT	33	0	65	0
SAUSAGE CASINGS	NA	---	---	476	845
OTHER ANIMAL PRODUCTS	NA	---	---	5006	4033
VEGETABLE PRODUCTS	NA	---	---	309791	457408
GRAINS AND PREPS	NA	---	---	2932	1132
WHEAT-EX SEED,FD	MT				
BARLEY	MT				
BISCUITS,WAFERS	MT	40	19	47	32
FRUITS AND PREPS	NA	---	---	43424	127806
FRESH OR FROZEN	MT	27	10	8	6
STRAWBERRIES	MT				
PREPARED OR PRES	MT	3460	2003	1479	1075
PINEAPPLES	MT				
FRUIT JUICES	MLT	306850	701522	41737	124725
NUTS AND PREPS	NA	---	---	36076	39549
VEGETABLES AND PREPS	NA	---	---	3776	6576
FRESH OR FROZEN	NA	---	---	17	0
TOMATOES	MT				
PREPARED OR PRES	NA	---	---	3759	6576
OLIVES	MLT				
MUSHROOMS,CANNED	MT	0	11	0	20
HOPS & EXTRACT EQ	MT				
SUGAR AND MEL PRODS	NA	---	---	130803	203526
SUGAR-CANE,BEET	MT	656903	977492	123054	194145
MOLASSES INEDIBLE	MLT	97	57	3669	4695
CONFECTIONERY PRODS	MT	2319	3206	1473	2401
SPICES	MT				
TOBACCO,UNMFD	MT	14751	15566	26957	30783
TOBACCO-FILLER	MT	1865	903	3365	1691
TOBACCO-SCRAP	MT	11466	12837	23196	28705
BEVERGES EX FR JUICE	MLT	249	373	128	166
WINE	MLT	52	209	31	87
MALT BEVERAGES	MLT	83	116	46	61
FEEDS & FODDERS	NA	---	---	523	575
OILSEDS AND PRODS	NA	---	---	34092	42932
OILSEDS & OILNUTS	MT	0	19	0	48
FLAXSEED	MT				
SESAME SEED	MT				
OILS AND WAXES-VEG	MT	36658	51704	34092	42885
CASTOR OIL	MT	30424	41999	26296	30767
COCONUT OIL	MT				
OLIVE OIL	MT				
PALM OIL	MT				
PALM KERNEL OIL	MT	0	60	0	47
OILCAKE AND MEAL	MT				
COTTON,EX LINTERS	MT				
COTTON LINTERS	MT	377	833	77	302
SEEDS,FIELD & GARDEN	NA	---	---	15	42
NURSERY STOCK	NA	---	---	293	336
OTHER VEG PRODUCTS	NA	---	---	799	3722

TABLE 2--U.S. AGRICULTURAL IMPORTS: QUANTITY AND VALUE, COUNTRY BY COMMODITY GROUP, FISCAL YEARS 1978 AND 1979

COUNTRY AND COMMODITY GROUP	UNIT	QUANTITY 1978	QUANTITY 1979	VALUE 1978 $1,000	VALUE 1979 $1,000
353 PARAGUAY		---	---	35767	106338
COMPLEMENTARY	NA	---	---	24009	95863
BANANAS-FRESH	MT				
PLANTAINS-FRESH	MT				
COFFEE-GREEN	MT	7638	12959	22639	90268
COFFEE-ROASTED	MT				
COFFEE-SOLUBLE,EXTRACTS	MT				
COCOA BEANS	MT				
COCOA BUTTER	MT				
COCOA-CAKE,POWDER,ETC	MT				
CHOCOLATE PREPARATIONS	MT				
TEA-CRUDE OR PREPARED	MT				
SPICES	MT				
ALLIED GUMS	MT				
RUBBER-CRUDE	MT				
RUBBER-LATEX	MT				
RUBBER-DRY FORM	MT				
SILK-RAW	MT				
WOOL-UNMFD,FREE	MT				
FIBERS-EX COTTON,JUTE	MT				
OILS-ESSENTIAL	MT	180	194	1371	1596
DRUGS	MT	0	1	0	3
OTHER COMPLEMENTARY	NA	---	---		
SUPPLEMENTARY	NA	---	---	11758	10375
ANIMALS & ANIMAL PRODS	NA	---	---	6416	5708
ANIMALS-LIVE,EX PLTRY	NA	---	---		
CATTLE-DUTIABLE	NMB				
MEATS AND MEAT PRODS	MT	3173	2223	5725	4371
MEATS-P,L,&B-BA2	MT				
MEATS-FRESH,FROZEN	MT				
BEEF AND VEAL	MT				
PORK	MT				
MEATS-PREP,PRES	MT	3173	2202	5725	4297
BEEF AND VEAL	MT	3173	2202	5725	4297
PORK	MT				
MUTTON,GOAT, & LAMB	MT				
POULTRY & PRODUCTS	NA	---	---		
DAIRY PRODUCTS	NA	---	---		
NONFAT DRY MILK	MT				
CHEESE	MT				
CASEIN AND MIXTURES	MT				
FATS OILS AND GREASES	MT				
HIDES AND SKINS	NA	---	---	560	1291
SHEEP & LAMB SKINS	MT				
FURSKINS	NA	---	---	0	1
WOOL-UNMFD,EX FREE	MT				
SAUSAGE CASINGS	NA	---	---	52	10
OTHER ANIMAL PRODUCTS	NA	---	---	79	35
VEGETABLE PRODUCTS	NA	---	---	5342	4768
GRAINS AND PREPS	NA	---	---		
WHEAT-EX SEED,ED	MT				
BARLEY	MT				
BISCUITS,WAFERS	MT				
FRUITS AND PREPS	NA	---	---		
FRESH OR FROZEN	MT				
STRAWBERRIES	MT				
PREPARED OR PRES	MT				
PINEAPPLES	MT				
FRUIT JUICES	MLT				
NUTS AND PREPS	NA	---	---		
VEGETABLES AND PREPS	NA	---	---		
FRESH OR FROZEN	NA	---	---		
TOMATOES	MT				
PREPARED OR PRES	NA	---	---		
OLIVES	MLT				
MUSHROOMS,CANNED	MT				
HOPS & EXTRACT EQ	MT				
SUGAR AND REL PRODS	NA	---	---		
SUGAR-CANE,BEET	MT				
MOLASSES INEDIBLE	MLT				
CONFECTIONERY PRODS	MT				
SPICES	MT	0	0	5	0
TOBACCO,UNMFD	MT	1350	1520	1315	1476
TOBACCO-FILLER	MT	10	23	7	23
TOBACCO-SCRAP	MT	1273	1375	1293	1439
BEVERAGES EX FR JUICE	MLT				
WINE	MLT				
MALT BEVERAGES	MLT				
FEEDS & FODDERS	NA	---	---		
OILSEDS AND PRODS	NA	---	---	3972	3292
OILSEDS & OILNUTS	MT				
FLAXSEED	MT				
SESAME SEED	MT				
OILS AND WAXES-VEG	MT	2300	2298	3672	2987
CASTOR OIL	MT				
COCONUT OIL	MT				
OLIVE OIL	MT				
PALM OIL	MT				
PALM KERNEL OIL	MT				
OILCAKE AND MEAL	MT	1555	1600	300	305
COTTON,EX LINTERS	MT				
COTTON LINTERS	MT	309	0	33	0
SEEDS,FIELD & GARDEN	NA	---	---		
NURSERY STOCK	NA	---	---		
OTHER VEG PRODUCTS	NA	---	---	17	0

TABLE 2--U.S. AGRICULTURAL IMPORTS: QUANTITY AND VALUE, COUNTRY BY COMMODITY GROUP, FISCAL YEARS 1978 AND 1979

COUNTRY AND COMMODITY GROUP	UNIT	QUANTITY 1978	QUANTITY 1979	VALUE 1978 $1,000	VALUE 1979 $1,000
355 URUGUAY		---	---	7000	7932
COMPLEMENTARY	NA	---	---	307	265
BANANAS-FRESH	MT				
PLANTAINS-FRESH	MT				
COFFEE-GREEN	MT				
COFFEE-ROASTED	MT				
COFFEE-SOLUBLE,EXTRACTS	MT				
COCOA BEANS	MT				
COCOA BUTTER	MT				
COCOA-CAKE,POWDER,ETC	MT	0	28	0	95
CHOCOLATE PREPARATIONS	MT				
TEA-CRUDE OR PREPARED	MT				
SPICES	MT				
ALLIED GUMS	MT				
RUBBER-CRUDE	MT				
RUBBER-LATEX	MT				
RUBBER-DRY FORM	MT				
SILK-RAW	MT				
WOOL-UNMFD,FREE	MT				
FIBERS-EX COTTON,JUTE	MT				
OILS-ESSENTIAL	MT	12	7	58	23
DRUGS	MT	69	69	209	147
OTHER COMPLEMENTARY	NA	---	---		
SUPPLEMENTARY	NA	---	---	8694	7667
ANIMALS & ANIMAL PRODS	NA	---	---	3319	5938
ANIMALS-LIVE,EX PLTRY	NA	---	---	171	72
CATTLE-DUTIABLE	NUMB				
MEATS AND MEAT PRODS	MT	886	1768	1411	4013
MEATS-P,I,,88-MAZ	MT				
MEATS-FRESH,FROZEN	MT				
BEEF AND VEAL	MT				
PORK	MT				
MEATS-PREP,PRES	MT	886	1768	1411	4013
BEEF AND VEAL	MT	886	1768	1411	4013
PORK	MT				
MUTTON,GOAT, & LAMB	MT				
POULTRY & PRODUCTS	NA	---	---		
DAIRY PRODUCTS	NA	---	---		
NONFAT DRY MILK	MT				
CHEESE	MT				
CASEIN AND MIXTURES	MT				
FATS OILS AND GREASES	MT				
HIDES AND SKINS	NA	---	---	1	1
SHEEP & LAMB SKINS	MT	0	18	0	0
FURSKINS	NA	---	---		
WOOL-UNMFD,EX FREE	MT	243	303	585	805
SAUSAGE CASINGS	NA	---	---	59	0
OTHER ANIMAL PRODUCTS	NA	---	---	1092	1407
VEGETABLE PRODUCTS	NA	---	---	3375	1729
GRAINS AND PREPS	NA	---	---	63	1703
WHEAT-EX SEED,ED	MT				
BARLEY	MT				
BISCUITS,WAFERS	MT				
FRUITS AND PREPS	NA	---	---		
FRESH OR FROZEN	MT				
STRAWBERRIES	MT				
PREPARED OR PRES	MT				
PINEAPPLES	MT				
FRUIT JUICES	MLT				
NUTS AND PREPS	NA	---	---		
VEGETABLES AND PREPS	NA	---	---		
FRESH OR FROZEN	NA	---	---		
TOMATOES	MT				
PREPARED OR PRES	NA	---	---		
OLIVES	MLT				
MUSHROOMS,CANNED	MT				
HOPS & EXTRACT FU	MT				
SUGAR AND REL PRODS	NA	---	---	3187	4
SUGAR,CANE,BEET	MT	13000	0	3128	0
MOLASSES INEDIBLE	MLT				
CONFECTIONERY PRODS	MT				
SPICES	MT				
TOBACCO,UNMFD	MT				
TOBACCO-FILLER	MT				
TOBACCO-SCRAP	MT				
BEVERAGES EX FR JUICE	MLT				
WINE	MLT				
MALT BEVERAGES	MLT				
FEEDS & FODDERS	NA	---	---	50	22
OILSEEDS AND PRODS	NA	---	---		
OILSEEDS & OILNUTS	MT				
FLAXSEED	MT				
SESAME SEED	MT				
OILS AND WAXES-VEG	MT				
CASTOR OIL	MT				
COCONUT OIL	MT				
OLIVE OIL	MT				
PALM OIL	MT				
PALM KERNEL OIL	MT				
OILCAKE AND MEAL	MT				
COTTON,EX LINTERS	MT				
COTTON LINTERS	MT				
SEEDS,FIELD & GARDEN	NA	---	---	48	0
NURSERY STOCK	NA	---	---		
OTHER VEG PRODUCTS	NA	---	---	28	0

TABLE 2 -- U.S. AGRICULTURAL IMPORTS: QUANTITY AND VALUE, COUNTRY BY COMMODITY GROUP, FISCAL YEARS 1978 AND 1979

COUNTRY AND COMMODITY GROUP	UNIT	QUANTITY 1978	QUANTITY 1979	VALUE 1978 $1,000	VALUE 1979 $1,000
357 ARGENTINA		---	---	222845	278778
COMPLEMENTARY	NA	---	---	12982	12372
BANANAS-FRESH	MT				
PLANTAINS-FRESH	MT				
COFFEE-GREEN	MT				
COFFEE-ROASTED	MT				
COFFEE-SOLUBLE,EXTRACTS	MT				
COCOA BEANS	MT	180	60	641	179
COCOA BUTTER	MT				
COCOA-CAKE,POWDER,ETC	MT	3	7	7	11
CHOCOLATE PREPARATIONS	MT	310	168	231	239
TEA-CRUDE OR PREPARED	MT	6058	6691	5939	5054
SPICES	MT	721	242	592	157
ALLIED GUMS	MT				
RUBBER-CRUDE	MT				
RUBBER-LATEX	MT				
RUBBER-DRY FORM	MT				
SILK-RAW	MT				
WOOL-UNMFD,FREE	MT	1695	1761	4299	5579
FIBERS-EX COTTON,JUTE	MT				
OILS-ESSENTIAL	MT	15	25	62	129
DRUGS	MT	501	386	1068	872
OTHER COMPLEMENTARY	NA	---	---	144	156
SUPPLEMENTARY	NA	---	---	209863	266406
ANIMALS & ANIMAL PRODS	NA	---	---	104356	168807
ANIMALS-LIVE,EX PLTRY	NA	---	---	2872	3135
CATTLE-DUTIABLE	NNO				
MEATS AND MEAT PRODS	MT	45596	56307	78656	143732
MEATS-P.L.#5-482	MT				
MEATS-FRESH,FROZEN	MT	63	31	122	27
BEEF AND VEAL	MT	58	0	116	0
PORK	MT				
MEATS-PREP,PRES	MT	45194	55977	77506	142335
BEEF AND VEAL	MT	45163	55977	77485	142335
PORK	MT				
MUTTON,GOAT, & LAMB	MT				
POULTRY & PRODUCTS	NA	---	---	2	1
DAIRY PRODUCTS	NA	---	---	10649	7369
NONFAT DRY MILK	MT				
CHEESE	MT	3960	2480	8545	5900
CASEIN AND MIXTURES	MT	1475	794	2004	1447
FATS OILS AND GREASES	MT	347	485	241	493
HIDES AND SKINS	NA	---	---	1449	3022
SHEEP & LAMB SKINS	MT	71	32	132	71
FURSKINS	NA	---	---	1226	1104
WOOL-UNMFD,EX FREE	MT	1924	1181	4409	2821
SAUSAGE CASINGS	NA	---	---	963	1286
OTHER ANIMAL PRODUCTS	NA	---	---	5076	2947
VEGETABLE PRODUCTS	NA	---	---	105107	101598
GRAINS AND PREPS	NA	---	---	5872	2895
WHEAT-EX SEED,ED	MT				
BARLEY	MT				
BISCUITS,WAFERS	MT	196	120	219	83
FRUITS AND PREPS	NA	---	---	25113	39977
FRESH OR FROZEN	MT	561	700	2	2
STRAWBERRIES	MT				
PREPARED OR PRES	MT	1075	1456	868	1873
PINEAPPLES	MT				
FRUIT JUICES	MLT	113766	151731	20243	38102
NUTS AND PREPS	NA	---	---	0	26
VEGETABLES AND PREPS	NA	---	---	1405	1270
FRESH OR FROZEN	NA	---	---	535	689
TOMATOES	MT				
PREPARED OR PRES	NA	---	---	869	580
OLIVES	MLT				
MUSHROOMS,CANNED	MT				
HOPS & EXTRACT EQ	MT				
SUGAR AND REL PRODS	NA	---	---	54165	43934
SUGAR-CANE,BEET	MT	235753	229293	45531	41027
MOLASSES INEDIBLE	MLT				
CONFECTIONERY PRODS	MT	4070	2516	3236	2403
SPICES	MT	0	0	0	0
TOBACCO,UNMFD	MT	3150	2702	3879	3225
TOBACCO-FILLER	MT	219	372	230	394
TOBACCO-SCRAP	MT	2547	2189	3580	2786
BEVERGES EX FR JUICE	MLT	929	885	730	873
WINE	MLT	913	869	720	861
MALT BEVERAGES	MLT	14	17	9	12
FEEDS & FEEDERS	NA	---	---	738	55
OILSEEDS AND PRODS	NA	---	---	9376	3519
OILSEEDS & OILNUTS	MT	589	0	505	0
FLAXSEED	MT				
SESAME SEED	MT				
OILS AND WAXES-VEG	MT	4116	2618	8572	3519
CASTOR OIL	MT	63	0	139	0
COCONUT OIL	MT				
OLIVE OIL	MT	145	17	189	30
PALM OIL	MT				
PALM KERNEL OIL	MT				
OILCAKE AND MEAL	MT	1600	0	299	0
COTTON,EX LINTERS	MT				
COTTON LINTERS	MT	3436	3008	453	464
SEEDS,FIELD & GARDEN	NA	---	---	228	51
NURSERY STOCK	NA	---	---	3	2
OTHER VEG PRODUCTS	NA	---	---	3145	5309

Reproduced from best available copy.

TABLE 2--U.S. AGRICULTURAL IMPORTS: QUANTITY AND VALUE, COUNTRY BY COMMODITY GROUP, FISCAL YEARS 1978 AND 1979

COUNTRY AND COMMODITY GROUP	UNIT	QUANTITY 1978	QUANTITY 1979	VALUE 1978 $1,000	VALUE 1979 $1,000
400 ICELAND		---	---	1943	3802
COMPLEMENTARY	NA	---	---	1	14
BANANAS-FRESH	MT				
PLANTAINS-FRESH	MT				
COFFEE-GREEN	MT				
COFFEE-ROASTED	MT				
COFFEE-SOLUBLE,EXTRACTS	MT				
COCOA BEANS	MT				
COCOA BUTTER	MT				
COCOA-CAKE,POWDER,ETC	MT				
CHOCOLATE PREPARATIONS	MT				
TEA-CRUDE OR PREPARED	MT				
SPICES	MT				
ALLIED GUMS	MT				
RUBBER-CRUDE	MT				
RUBBER-LATEX	MT				
RUBBER-DRY FORM	MT				
SILK-RAW	MT				
WOOL-UNMFD,FREE	MT	0	4	1	14
FIBERS-EX COTTON,JUTE	MT				
OILS-ESSENTIAL	MT				
DRUGS	MT				
OTHER COMPLEMENTARY	NA	---	---		
SUPPLEMENTARY	NA	---	---	1902	3785
ANIMALS & ANIMAL PRODS	NA	---	---	1902	3774
ANIMALS-LIVE,EX PLTRY	NA	---	---	0	30
CATTLE-DUTIABLE	HEAD				
MEATS AND MEAT PRODS	MT	69	81	73	93
MEATS-P,L,AB-482	MT	21	8	17	0
MEATS-FRESH,FROZEN	MT	32	42	32	59
BEEF AND VEAL	MT				
PORK	MT				
MEATS-PREP,PRES	MT	0	0	0	1
BEEF AND VEAL	MT	0	0	0	1
PORK	MT				
MUTTON,GOAT, & LAMB	MT	37	19	41	33
POULTRY & PRODUCTS	NA	---	---		
DAIRY PRODUCTS	NA	---	---	1856	3646
NONFAT DRY MILK	MT				
CHEESE	MT	1102	2335	1856	3646
CASEIN AND MIXTURES	MT				
FATS OILS AND GREASES	MT	20	0	14	0
HIDES AND SKINS	NA	---	---	0	4
SHEEP & LAMB SKINS	MT	0	0	0	4
FURSKINS	NA	---	---		
WOOL-UNM,EX FREE	MT				
SAUSAGE CASINGS	NA	---	---		
OTHER ANIMAL PRODUCTS	NA	---	---		
VEGETABLE PRODUCTS	NA	---	---	0	12
GRAINS AND PREPS	NA	---	---		
WHEAT-EX REED,ED	MT				
BARLEY	MT				
BISCUITS,WAFERS	MT				
FRUITS AND PREPS	NA	---	---	0	10
FRESH OR FROZEN	MT	0	18	0	10
STRAWBERRIES	MT				
PREPARED OR PRES	MT				
PINEAPPLES	MT				
FRUIT JUICES	MLT				
NUTS AND PREPS	NA	---	---		
VEGETABLES AND PREPS	NA	---	---	0	2
FRESH OR FROZEN	NA	---	---	0	2
TOMATOES	MT				
PREPARED OR PRES	NA	---	---		
OLIVES	MLT				
MUSHROOMS,CANNED	MT				
HOPS & EXTRACT EQ	MT				
SUGAR AND REL PRODS	NA	---	---		
SUGAR-CANE,BEET	MT				
MOLASSES INFOTBLE	MLT				
CONFECTIONERY PRODS	MT				
SPICES	MT				
TOBACCO,UNMFD	MT				
TOBACCO-FILLER	MT				
TOBACCO-SCRAP	MT				
BEVERAGES EX FR JUICE	MLT				
WINE	MLT				
MALT BEVERAGES	MLT				
FEEDS & FODDERS	NA	---	---		
OILSEEDS AND PRODS	NA	---	---		
OILSEEDS & OILNUTS	MT				
FLAXSEED	MT				
SESAME SEED	MT				
OILS AND WAXES-VEG	MT				
CASTOR OIL	MT				
COCONUT OIL	MT				
OLIVE OIL	MT				
PALM OIL	MT				
PALM KERNEL OIL	MT				
OILCAKE AND MEAL	MT				
COTTON,EX LINTERS	MT				
COTTON LINTERS	MT				
SEEDS,FIELD & GARDEN	NA	---	---		
NURSERY STOCK	NA	---	---		
OTHER VEG PRODUCTS	NA	---	---		

TABLE 2--U.S. AGRICULTURAL IMPORTS: QUANTITY AND VALUE, COUNTRY BY COMMODITY GROUP, FISCAL YEARS 1978 AND 1979

COUNTRY AND COMMODITY GROUP	UNIT	QUANTITY 1978	QUANTITY 1979	VALUE 1978 $1,000	VALUE 1979 $1,000
401 SWEDEN		---	---	25105	26661
COMPLEMENTARY	NA	---	---	1077	1205
BANANAS-FRESH	MT				
PLANTAINS-FRESH	MT				
COFFEE-GREEN	MT	0	0	0	1
COFFEE-ROASTED	MT				
COFFEE-SOLUBLE,EXTRACTS	MT	0	0	0	0
COCOA BEANS	MT				
COCOA BUTTER	MT	0	0	0	2
COCOA-CAKE,POWDER,ETC	MT	101	120	191	268
CHOCOLATE PREPARATIONS	MT	334	289	692	714
TEA-CRUDE OR PREPARED	MT				
SPICES	MT				
ALLIED GUMS	MT				
RUBBER-CRUDE	MT				
RUBBER-LATEX	MT				
RUBBER-DRY FORM	MT				
SILK-RAW	MT				
WOOL-UNMFD,FREE	MT				
FIBERS-EX COTTON,JUTE	MT				
OILS-ESSENTIAL	MT				
DRUGS	MT	58	7	234	92
OTHER COMPLEMENTARY	NA	---	---	160	136
SUPPLEMENTARY	NA	---	---	24028	25056
ANIMALS & ANIMAL PRODS	NA	---	---	19517	20035
ANIMALS-LIVE,EX PLTRY	NA	---	---	666	574
CATTLE-DUTTABLE	NNO				
MEATS AND MEAT PRODS	MT	82	59	288	199
MEATS-P.L.88-482	MT				
MEATS-FRESH,FROZEN	MT	0	0	1	0
BEEF AND VEAL	MT				
PORK	MT				
MEATS-PREP,PRES	MT	80	59	283	199
BEEF AND VEAL	MT	29	14	89	44
PORK	MT	50	45	188	155
MUTTON,GOAT, & LAMB	MT				
POULTRY & PRODUCTS	NA	---	---	3	0
DAIRY PRODUCTS	NA	---	---	2965	3220
NONFAT DRY MILK	MT				
CHEESE	MT	1244	1218	2960	3178
CASEIN AND MIXTURES	MT				
FATS OILS AND GREASES	MT	130	0	117	0
HIDES AND SKINS	NA	---	---	11095	12958
SHEEP & LAMB SKINS	MT				
FURSKINS	NA	---	---	10297	11897
WOOL-UNMD,EX FREE	MT				
SAUSAGE CASINGS	NA	---	---	1835	2118
OTHER ANIMAL PRODUCTS	NA	---	---	2546	1964
VEGETABLE PRODUCTS	NA	---	---	4512	5021
GRAINS AND PREPS	NA	---	---	1374	1554
WHEAT-EX SEED,ED	MT	4	0	2	0
BARLEY	MT				
BISCUITS,WAFERS	MT	74	77	131	201
FRUITS AND PREPS	NA	---	---	270	380
FRESH OR FROZEN	MT				
STRAWBERRIES	MT				
PREPARED OR PRES	MT	116	143	254	377
PINEAPPLES	MT				
FRUIT JUICES	MLT	29	4	16	3
NUTS AND PREPS	NA	---	---		
VEGETABLES AND PREPS	NA	---	---	69	44
FRESH OR FROZEN	NA	---	---	1	0
TOMATOES	MT				
PREPARED OR PRES	NA	---	---	68	40
OLIVES	MLT				
MUSHROOMS,CANNED	MT				
HOPS & EXTRACT FD	MT				
SUGAR AND REL PRODS	NA	---	---	2395	3227
SUGAR-CANE,BEET	MT	8	3	8	3
MOLASSES INEDIBLE	MLT				
CONFECTIONERY PRODS	MT	2070	2536	2382	3217
SPICES	MT	3	6	6	15
TOBACCO,UNMFD	MT	0	3	0	14
TOBACCO-FILLER	MT				
TOBACCO-SCRAP	MT	0	3	0	14
BEVERGES EX FR JUICE	MLT	72	50	58	36
WINE	MLT	33	0	33	0
MALT BEVERAGES	MLT	39	50	25	36
FEEDS & FODDERS	NA	---	---	18	0
OILSEEDS AND PRODS	NA	---	---	234	33
OILSEEDS & OILNUTS	MT	73	0	92	0
FLAXSEED	MT				
SESAME SEED	MT				
OILS AND WAXES-VEG	MT	168	27	141	32
CASTOR OIL	MT				
COCONUT OIL	MT				
OLIVE OIL	MT				
PALM OIL	MT				
PALM KERNEL OIL	MT				
OILCAKE AND MEAL	MT				
COTTON,EX LINTERS	MT				
COTTON LINTERS	MT				
SEEDS,FIELD & GARDEN	NA	---	---	61	91
NURSERY STOCK	NA	---	---	11	0
OTHER VEG PRODUCTS	NA	---	---	17	27

TABLE 2--U.S. AGRICULTURAL IMPORTS: QUANTITY AND VALUE, COUNTRY BY COMMODITY GROUP, FISCAL YEARS 1978 AND 1979

COUNTRY AND COMMODITY GROUP	UNIT	QUANTITY 1978	QUANTITY 1979	VALUE 1978 $1,000	VALUE 1979 $1,000
403 NORWAY		---	---	43356	54573
COMPLEMENTARY	NA	---	---	151	309
BANANAS-FRESH	MT				
PLANTAINS-FRESH	MT				
COFFEE-GREEN	MT				
COFFEE-ROASTED	MT				
COFFEE-SOLUBLE,EXTRACTS	MT				
COCOA BEANS	MT				
COCOA BUTTER	MT				
COCOA-CAKE,POWDER,ETC	MT				
CHOCOLATE PREPARATIONS	MT	19	14	76	55
TEA-CRUDE OR PREPARED	MT				
SPICES	MT				
ALLIED GUMS	MT				
RUBBER-CRUDE	MT				
RUBBER-LATEX	MT				
RUBBER-DRY FORM	MT				
SILK-RAW	MT				
WOOL-UNMFD,FREE	MT				
FIBERS-EX COTTON,JUTE	MT				
OILS-ESSENTIAL	MT	0	0	1	0
DRUGS	MT	16	1	75	244
OTHER COMPLEMENTARY	NA	---	---	0	8
SUPPLEMENTARY	NA	---	---	43205	54264
ANIMALS & ANIMAL PRODS	NA	---	---	40671	51632
ANIMALS-LIVE,EX PLTRY	NA	---	---	23	173
CATTLE-DUTTABLE	NNO	0	0	0	58
MEATS AND MEAT PRODS	MT	14	42	36	152
MEATS-P,L,RB-GR2	MT				
MEATS-FRESH,FROZEN	MT				
BEEF AND VEAL	MT				
PORK	MT				
MEATS-PREP,PRES	MT	14	42	36	152
BEEF AND VEAL	MT				
PORK	MT	8	34	20	132
MUTTON,GOAT, & LAMB	MT				
POULTRY & PRODUCTS	NA	---	---		
DAIRY PRODUCTS	NA	---	---	26327	29468
NONFAT DRY MILK	MT				
CHEESE	MT	8372	8354	25508	28439
CASEIN AND MIXTURES	MT	800	875	818	1026
FATS OILS AND GREASES	MT	103	88	76	73
HIDES AND SKINS	NA	---	---	14031	21703
SHEEP & LAMB SKINS	MT	0	0	1	0
FURSKINS	NA	---	---	13919	21627
WOOL-UNMD,EX FREE	MT				
SAUSAGE CASINGS	NA	---	---	177	62
OTHER ANIMAL PRODUCTS	NA	---	---	2	0
VEGETABLE PRODUCTS	NA	---	---	2533	2632
GRAINS AND PREPS	NA	---	---	873	1119
WHEAT,EX SEED,ED	MT				
BARLEY	MT				
BISCUITS,WAFERS	MT	487	542	645	857
FRUITS AND PREPS	NA	---	---	6	1
FRESH OR FROZEN	MT				
STRAWBERRIES	MT				
PREPARED OR PRES	MT	2	0	6	1
PINEAPPLES	MT				
FRUIT JUICES	MLT				
NUTS AND PREPS	NA	---	---		
VEGETABLES AND PREPS	NA	---	---	23	30
FRESH OR FROZEN	NA	---	---		
TOMATOES	MT				
PREPARED OR PRES	NA	---	---	23	30
OLIVES	MLT				
MUSHROOMS,CANNED	MT				
HOPS & EXTRACT EQ	MT				
SUGAR AND REL PRODS	NA	---	---	4	12
SUGAR-CANE,BEET	MT				
MOLASSES INEDIBLE	MLT				
CONFECTIONERY PRODS	MT	1	2	2	9
SPICES	MT	0	6	0	9
TOBACCO,UNMFD	MT				
TOBACCO-FILLER	MT				
TOBACCO-SCRAP	MT				
BEVERGES EX FR JUICE	MLT	2621	2172	1618	1044
WINE	MLT	0	1	1	6
MALT BEVERAGES	MLT	2543	2112	1570	1398
FEEDS & FODDERS	NA	---	---	2	11
OILSEDS AND PRODS	NA	---	---	1	0
OILSEDS & OILNUTS	MT				
FLAXSEED	MT				
SESAME SEED	MT				
OILS AND WAXES-VEG	MT	0	0	1	0
CASTOR OIL	MT				
COCONUT OIL	MT				
OLIVE OIL	MT				
PALM OIL	MT				
PALM KERNEL OIL	MT				
OILCAKE AND MEAL	MT				
COTTON,EX LINTERS	MT				
COTTON LINTERS	MT				
SEEDS,FIELD & GARDEN	NA	---	---	6	3
NURSERY STOCK	NA	---	---		
OTHER VEG PRODUCTS	NA	---	---	0	2

TABLE 2--U.S. AGRICULTURAL IMPORTS: QUANTITY AND VALUE, COUNTRY BY COMMODITY GROUP, FISCAL YEARS 1978 AND 1979

COUNTRY AND COMMODITY GROUP	UNIT	QUANTITY 1978	QUANTITY 1979	VALUE 1978 $1,000	VALUE 1979 $1,000
405 FINLAND		---	---	50290	62546
COMPLEMENTARY	NA	---	---	195	681
BANANAS-FRESH	MT				
PLANTAINS-FRESH	MT				
COFFEE-GREEN	MT				
COFFEE-ROASTED	MT	0	0	0	0
COFFEE-SOLUBLE,EXTRACTS	MT				
COCOA BEANS	MT				
COCOA BUTTER	MT				
COCOA-CAKE,POWDER,ETC	MT				
CHOCOLATE PREPARATIONS	MT	85	321	195	681
TEA-CRUDE OR PREPARED	MT				
SPICES	MT				
ALLIED GUMS	MT				
RUBBER-CRUDE	MT				
RUBBER-LATEX	MT				
RUBBER-DRY FORM	MT				
SILK-RAW	MT				
WOOL-UNMFD,FREE	MT				
FIBERS-EX COTTON,JUTE	MT				
OILS-ESSENTIAL	MT				
DRUGS	MT				
OTHER COMPLEMENTARY	NA	---	---		
SUPPLEMENTARY	NA	---	---	50095	61865
ANIMALS & ANIMAL PRODS	NA	---	---	43881	54880
ANIMALS-LIVE,EX PLTRY	NA	---	---		
CATTLE-DUTIABLE	NMB				
MEATS AND MEAT PRODS	MT	35	65	126	246
MEATS-P.L.88-482	MT				
MEATS-FRESH,FROZEN	MT				
BEEF AND VEAL	MT				
PORK	MT				
MEATS-PREP,PRES	MT	35	65	126	246
BEEF AND VEAL	MT				
PORK	MT	35	65	126	246
MUTTON,GOAT, & LAMB	MT				
POULTRY & PRODUCTS	NA	---	---		
DAIRY PRODUCTS	NA	---	---	23326	29243
NONFAT DRY MILK	MT				
CHEESE	MT	11011	12892	23317	29109
CASEIN AND MIXTURES	MT	9	66	9	78
FATS OILS AND GREASES	MT				
HIDES AND SKINS	NA	---	---	22164	25025
SHEEP & LAMB SKINS	MT				
FURSKINS	NA	---	---	22114	25025
WOOL-UNMFD,EX FREE	MT				
SAUSAGE CASINGS	NA	---	---	270	320
OTHER ANIMAL PRODUCTS	NA	---	---	0	1
VEGETABLE PRODUCTS	NA	---	---	4215	7025
GRAINS AND PREPS	NA	---	---	1154	1459
WHEAT,EX SEED,ED	MT				
BARLEY	MT				
BISCUITS,WAFERS	MT	284	416	473	762
FRUITS AND PREPS	NA	---	---	14	2
FRESH OR FROZEN	MT	10	0	10	0
STRAWBERRIES	MT	10	0	10	0
PREPARED OR PRES	MT	2	1	3	2
PINEAPPLES	MT				
FRUIT JUICES	MLT				
NUTS AND PREPS	NA	---	---	7	1
VEGETABLES AND PREPS	NA	---	---	9	44
FRESH OR FROZEN	NA	---	---		
TOMATOES	MT				
PREPARED OR PRES	NA	---	---	9	44
OLIVES	MLT				
MUSHROOMS,CANNED	MT				
HOPS & EXTRACT FQ	MT				
SUGAR AND REL PRODS	NA	---	---	334	648
SUGAR-CANE,BEET	MT				
MOLASSES INEDIBLE	MLT				
CONFECTIONERY PRODS	MT	183	349	334	648
SPICES	MT	0	0	0	0
TOBACCO,UNMFD	MT				
TOBACCO-FILLER	MT				
TOBACCO-SCRAP	MT				
BEVERAGES EX FR JUICE	MLT	26	3	11	3
WINE	MLT				
MALT BEVERAGES	MLT	26	3	11	3
FEEDS & FODDERS	NA	---	---	2	0
OILSEDS AND PRODS	NA	---	---		
OILSEDS & OILNUTS	MT				
FLAXSEED	MT				
SESAME SEED	MT				
OILS AND WAXES-VEG	MT				
CASTOR OIL	MT				
COCONUT OIL	MT				
OLIVE OIL	MT				
PALM OIL	MT				
PALM KERNEL OIL	MT				
OILCAKE AND MEAL	MT				
COTTON,EX LINTERS	MT				
COTTON LINTERS	MT				
SEEDS,FIELD & GARDEN	NA	---	---	0	1
NURSERY STOCK	NA	---	---		
OTHER VEG PRODUCTS	NA	---	---	2691	4868

Reproduced from best available copy.

TABLE 2--U.S. AGRICULTURAL IMPORTS: QUANTITY AND VALUE, COUNTRY BY COMMODITY GROUP, FISCAL YEARS 1978 AND 1979

COUNTRY AND COMMODITY GROUP	UNIT	QUANTITY 1978	QUANTITY 1979	VALUE 1978 $1,000	VALUE 1979 $1,000
400 DENMARK		---	---	254731	275501
COMPLEMENTARY	NA	---	---	21244	22867
BANANAS-FRESH	MT				
PLANTAINS-FRESH	MT				
COFFEE-GREEN	MT				
COFFEE-ROASTED	MT				
COFFEE-SOLUBLE,EXTRACTS	MT				
COCOA BEANS	MT				
COCOA BUTTER	MT				
COCOA-CAKE,POWDER,ETC	MT				
CHOCOLATE PREPARATIONS	MT	111	234	288	568
TEA-CRUDE OR PREPARED	MT				
SPICES	MT	39	37	76	83
ALLIED GUMS	MT				
RUBBER-CRUDE	MT				
RUBBER-LATEX	MT				
RUBBER-DRY FORM	MT				
SILK-RAW	MT				
WOOL-UNMFD,FREE	MT				
FIBERS-EX COTTON,JUTE	MT				
OILS-ESSENTIAL	MT	0	0	0	1
DRUGS	MT	4242	5440	20879	21836
OTHER COMPLEMENTARY	NA	---	---		
SUPPLEMENTARY	NA	---	---	233487	253035
ANIMALS & ANIMAL PRODS	NA	---	---	217148	232535
ANIMALS-LIVE,EX PLTRY	NA	---	---	149	166
CATTLE-DUTIABLE	NMB	0	0	0	6
MEATS AND MEAT PRODS	MT	44751	42493	158148	155918
MEATS-P,L,RB-BRD	MT				
MEATS-FRESH,FROZEN	MT	86	0	307	0
BEEF AND VEAL	MT				
PORK	MT				
MEATS-PREP,PRES	MT	43763	41862	155822	154137
BEEF AND VEAL	MT	803	931	2387	2873
PORK	MT	40314	37148	107886	143700
MUTTON,GOAT, & LAMB	MT				
POULTRY & PRODUCTS	NA	---	---	6	11
DAIRY PRODUCTS	NA	---	---	28372	35135
NONFAT DRY MILK	MT				
CHEESE	MT	10279	11768	28036	34352
CASEIN AND NTXTURES	MT	35	305	57	679
FATS OILS AND GREASES	MT	13	48	24	90
HIDES AND SKINS	NA	---	---	25598	36040
SHEEP & LAMB SKINS	MT				
FURSKINS	NA	---	---	25598	36040
WOOL-UNMD,EX FREE	MT				
SAUSAGE CASINGS	NA	---	---	8738	8850
OTHER ANIMAL PRODUCTS	NA	---	---	105	325
VEGETABLE PRODUCTS	NA	---	---	16347	20500
GRAINS AND PREPS	NA	---	---	6825	10818
WHEAT-EX SEED,FD	MT				
BARLEY	MT				
BISCUITS,WAFERS	MT	2527	3758	6810	10556
FRUITS AND PREPS	NA	---	---	65	0
FRESH OR FROZEN	MT				
STRAWBERRIES	MT				
PREPARED OR PRES	MT	0	0	65	0
PINEAPPLES	MT				
FRUIT JUICES	MLT	0	0	0	0
NUTS AND PREPS	NA	---	---	18	6
VEGETABLES AND PREPS	NA	---	---	38	28
FRESH OR FROZEN	NA	---	---	3	0
TOMATOES	MT				
PREPARED OR PRES	NA	---	---	36	28
OLIVES	MLT				
MUSHROOMS,CANNED	MT				
HOPS & EXTRACT EQ	MT				
SUGAR AND REL PRODS	NA	---	---	1755	1182
SUGAR-CANE,BEET	MT	1814	0	372	0
MOLASSES INEDIBLE	MLT				
CONFECTIONERY PRODS	MT	876	726	1383	1182
SPICES	MT	0	0	1	1
TOBACCO,UNMFD	MT	3	12	14	28
TOBACCO-FILLER	MT	3	3	14	9
TOBACCO-SCRAP	MT	0	9	0	18
BEVERGES EX FR JUICE	MLT	3455	3129	3024	3259
WINE	MLT	839	749	1537	1683
MALT BEVERAGES	MLT	2502	2279	1419	1526
FEEDS & FODDERS	NA	---	---	52	45
OILSEDS AND PRODS	NA	---	---	1028	1565
OILSEDS & OILNUTS	MT	5	0	16	0
FLAXSEED	MT				
SESAME SEED	MT				
OILS AND WAXES-VEG	MT	687	987	1012	1565
CASTOR OIL	MT				
COCONUT OIL	MT				
OLIVE OIL	MT				
PALM OIL	MT				
PALM KERNEL OIL	MT	7	50	9	87
OILCAKE AND MEAL	MT				
COTTON,EX LINTERS	MT				
COTTON LINTERS	MT				
SEEDS,FIELD & GARDEN	NA	---	---	523	760
NURSERY STOCK	NA	---	---	363	372
OTHER VEG PRODUCTS	NA	---	---	2641	2837

TABLE 2 --U.S. AGRICULTURAL IMPORTS: QUANTITY AND VALUE, COUNTRY BY COMMODITY GROUP, FISCAL YEARS 1978 AND 1979

COUNTRY AND COMMODITY GROUP	UNIT	QUANTITY 1978	QUANTITY 1979	VALUE 1978 $1,000	VALUE 1979 $1,000
412 UNITED KINGDOM		---	---	108099	112133
COMPLEMENTARY	NA	---	---	28300	31987
BANANAS-FRESH	MT				
PLANTAINS-FRESH	MT				
COFFEE-GREEN	MT	0	58	0	810
COFFEE-ROASTED	MT	0	0	5	0
COFFEE-SOLUBLE,EXTRACTS	MT	2	1	10	14
COCOA BEANS	MT	590	0	1375	0
COCOA BUTTER	MT	515	1335	2500	7004
COCOA-CAKE,POWDER,ETC	MT	1889	561	8410	2816
CHOCOLATE PREPARATIONS	MT	3615	5675	6978	10995
TEA-CRUDE OR PREPARED	MT	568	406	2740	1861
SPICES	MT	45	41	129	158
ALLIED GUMS	MT				
RUBBER-CRUDE	MT				
RUBBER-LATEX	MT				
RUBBER-DRY FORM	MT				
SILK-RAW	MT				
WOOL-UNMFD,FREE	MT	879	1255	2532	4000
FIBERS-EX COTTON,JUTE	MT	0	25	1	12
OILS-ESSENTIAL	MT	26	58	386	920
DRUGS	MT	461	457	2930	3099
OTHER COMPLEMENTARY	NA	---	---	274	272
SUPPLEMENTARY	NA	---	---	71800	80151
ANIMALS & ANIMAL PRODS	NA	---	---	18529	20151
ANIMALS-LIVE,EX PLTRY	NA	---	---	1686	6272
CATTLE-DUTTABLE	NNO	0	0	106	49
MEATS AND MEAT PRODS	MT	53	56	275	246
MEATS-P.L.&B-ANZ	MT	17	0	37	0
MEATS-FRESH,FROZEN	MT	25	42	77	121
BEEF AND VEAL	MT	17	0	37	0
PORK	MT				
MEATS-PREP,PRES	MT	22	10	83	90
BEEF AND VEAL	MT				
PORK	MT	20	9	72	30
MUTTON,GOAT, & LAMB	MT				
POULTRY & PRODUCTS	NA	---	---	1090	1479
DAIRY PRODUCTS	NA	---	---	3487	3657
NONFAT DRY MILK	MT	1	0	1	0
CHEESE	MT	512	661	1354	1948
CASEIN AND MIXTURES	MT	1479	987	2084	1712
FATS OILS AND GREASES	MT	246	190	97	128
HIDES AND SKINS	NA	---	---	6478	7828
SHEEP & LAMB SKINS	MT	96	129	188	668
FURSKINS	NA	---	---	8145	7035
WOOL-UNMFD,EX FREE	MT	71	87	232	469
SAUSAGE CASINGS	NA	---	---	905	883
OTHER ANIMAL PRODUCTS	NA	---	---	4274	5190
VEGETABLE PRODUCTS	NA	---	---	53271	58000
GRAINS AND PREPS	NA	---	---	13006	10601
WHEAT-EX SEED,ED	MT				
BARLEY	MT				
BISCUITS,WAFERS	MT	5906	3601	11379	7953
FRUITS AND PREPS	NA	---	---	2979	3149
FRESH OR FROZEN	MT	0	17	2	26
STRAWBERRIES	MT	0	15	0	20
PREPARED OR PRES	MT	2855	1632	2972	3112
PINEAPPLES	MT	0	15	0	7
FRUIT JUICES	MLT	0	5	5	10
NUTS AND PREPS	NA	---	---	58	103
VEGETABLES AND PREPS	NA	---	---	1710	2029
FRESH OR FROZEN	NA	---	---	327	133
TOMATOES	MT				
PREPARED OR PRES	NA	---	---	1382	1896
OLIVES	MLT	17	0	10	0
MUSHROOMS,CANNED	MT				
HOPS & EXTRACT FD	MT	0	0	2	3
SUGAR AND REL PRODS	NA	---	---	16131	18510
SUGAR-CANE,BEET	MT	11	7	12	9
MOLASSES INEDIBLE	MLT				
CONFECTIONERY PRODS	MT	11582	9356	16000	14383
SPICES	MT	595	583	897	976
TOBACCO,UNMFD	MT	62	128	14	199
TOBACCO-FILLER	MT	0	10	0	20
TOBACCO-SCRAP	MT	62	118	13	179
BEVERGES EX FR JUICE	MLT	9987	11838	10150	13005
WINE	MLT	2197	2675	5797	7108
MALT BEVERAGES	MLT	7769	9118	4035	5850
FEEDS & FODDERS	NA	---	---	411	379
OILSEDS AND PRODS	NA	---	---	3517	4417
OILSEDS & OILNUTS	MT	59	0	133	8
FLAXSEED	MT				
SESAME SEED	MT				
OILS AND FATS-VEG	MT	1837	2230	3380	4409
CASTOR OIL	MT	0	0	0	2
COCONUT OIL	MT	0	1	0	2
OLIVE OIL	MT	0	0	0	0
PALM OIL	MT	1	14	1	13
PALM KERNEL OIL	MT	0	56	0	105
OILCAKE AND MEAL	MT				
COTTON,EX LINTERS	MT				
COTTON LINTERS	MT				
SEEDS,FIELD & GARDEN	NA	---	---	1236	1554
NURSERY STOCK	NA	---	---	128	246
OTHER VEG PRODUCTS	NA	---	---	3031	2831

TABLE 2--U.S. AGRICULTURAL IMPORTS: QUANTITY AND VALUE, COUNTRY BY COMMODITY GROUP, FISCAL YEARS 1978 AND 1979

COUNTRY AND COMMODITY GROUP	UNIT	QUANTITY 1978	QUANTITY 1979	VALUE 1978 $1,000	VALUE 1979 $1,000
419 IRELAND		---	---	21684	29724
COMPLEMENTARY	NA	---	---	4769	5900
BANANAS-FRESH	MT				
PLANTAINS-FRESH	MT				
COFFEE-GREEN	MT				
COFFEE-ROASTED	MT				
COFFEE-SOLUBLE,EXTRACTS	MT	0	3	0	12
COCOA BEANS	MT				
COCOA BUTTER	MT				
COCOA-CAKE,POWDER,ETC	MT				
CHOCOLATE PREPARATIONS	MT	3839	3113	4254	3988
TEA-CRUDE OR PREPARED	MT	8	18	42	107
SPICES	MT				
ALLIED GUMS	MT				
RUBBER-CRUDE	MT				
RUBBER-LATEX	MT				
RUBBER-DRY FORM	MT				
SILK-RAW	MT				
WOOL-UNMFD,FREE	MT	112	31	285	84
FIBERS-EX COTTON,JUTE	MT				
OILS-ESSENTIAL	MT				
DRUGS	MT	32	97	188	810
OTHER COMPLEMENTARY	NA	---	---		
SUPPLEMENTARY	NA	---	---	16875	24724
ANIMALS & ANIMAL PRODS	NA	---	---	9761	14963
ANIMALS-LIVE,EX PLTRY	NA	---	---	3152	3511
CATTLE-DUTIABLE	NNO				
MEATS AND MEAT PRODS	MT	206	102	301	141
MEATS-P,L,BB-482	MT	4	19	18	33
MEATS-FRESH,FROZEN	MT	102	80	77	79
BEEF AND VEAL	MT	4	19	18	33
PORK	MT	15	0	57	0
MEATS-PREP,PRES	MT	89	18	167	62
BEEF AND VEAL	MT				
PORK	MT	89	16	167	59
MUTTON,GOAT, & LAMB	MT				
POULTRY & PRODUCTS	NA	---	---	2	82
DAIRY PRODUCTS	NA	---	---	5521	9132
NONFAT DRY MILK	MT				
CHEESE	MT	42	95	129	285
CASEIN AND MIXTURES	MT	3895	5184	5391	8848
FATS OILS AND GREASES	MT				
HIDES AND SKINS	NA	---	---	773	1389
SHEEP & LAMB SKINS	MT				
FURSKINS	NA	---	---	773	1389
WOOL-UNMFD,EX FREE	MT				
SAUSAGE CASINGS	NA	---	---		
OTHER ANIMAL PRODUCTS	NA	---	---	12	707
VEGETABLE PRODUCTS	NA	---	---	7114	9761
GRAINS AND PREPS	NA	---	---	509	534
WHEAT-EX SEED,FD	MT				
BARLEY	MT				
BISCUITS,WAFERS	MT	108	57	250	186
FRUITS AND PREPS	NA	---	---	102	25
FRESH OR FROZEN	MT	3	0	4	0
STRAWBERRIES	MT				
PREPARED OR PRES	MT	73	15	83	25
PINEAPPLES	MT				
FRUIT JUICES	MLT	141	0	15	0
NUTS AND PREPS	NA	---	---	0	194
VEGETABLES AND PREPS	NA	---	---	88	267
FRESH OR FROZEN	NA	---	---		
TOMATOES	MT				
PREPARED OR PRES	NA	---	---	88	267
OLIVES	MLT				
MUSHROOMS,CANNED	MT				
MAPS & EXTRACT EQ	MT				
SUGAR AND REL PRODS	NA	---	---	163	33
SUGAR-CANE,BEET	MT	0	1	0	1
MOLASSES INEDIBLE	MLT	0	0	0	0
CONFECTIONERY PRODS	MT	106	15	161	32
SPICES	MT				
TOBACCO,UNMFD	MT				
TOBACCO-FILLER	MT				
TOBACCO-SCRAP	MT				
BEVERAGES EX FR JUICE	MLT	6113	7220	3383	4850
WINE	MLT	13	15	11	38
MALT BEVERAGES	MLT	6100	7205	3372	4812
FEEDS & FODDERS	NA	---	---	2650	3748
OILSEEDS AND PRODS	NA	---	---	202	102
OILSEEDS & OILNUTS	MT	35	0	50	0
FLAXSEED	MT				
SESAME SEED	MT				
OILS AND WAXES-VEG	MT	92	54	152	102
CASTOR OIL	MT				
COCONUT OIL	MT				
OLIVE OIL	MT				
PALM OIL	MT				
PALM KERNEL OIL	MT				
OILCAKE AND MEAL	MT				
COTTON,EX LINTERS	MT				
COTTON LINTERS	MT				
SEEDS,FIELD & GARDEN	NA	---	---		
NURSERY STOCK	NA	---	---	17	6
OTHER VEG PRODUCTS	NA	---	---	0	1

TABLE 2--U.S. AGRICULTURAL IMPORTS: QUANTITY AND VALUE, COUNTRY BY COMMODITY GROUP, FISCAL YEARS 1978 AND 1979

COUNTRY AND COMMODITY GROUP	UNIT	QUANTITY 1978	QUANTITY 1979	VALUE 1978 $1,000	VALUE 1979 $1,000
421 NETHERLANDS		---	---	400938	412029
COMPLEMENTARY	NA	---	---	157001	121033
BANANAS-FRESH	MT				
PLANTAINS-FRESH	MT				
COFFEE-GREEN	MT	0	7	0	27
COFFEE-ROASTED	MT	2	3	23	36
COFFEE-SOLUBLE,EXTRACTS	MT	303	528	1749	2548
COCOA BEANS	MT	1	42	2	206
COCOA BUTTER	MT	609	855	2756	4431
COCOA-CAKE,POWDER,ETC	MT	23497	18847	120075	87358
CHOCOLATE PREPARATIONS	MT	1022	880	2997	2835
TEA-CRUDE OR PREPARED	MT	3846	4678	4888	5486
SPICES	MT	2185	2571	3349	4127
ALLIED GUMS	MT				
RUBBER-CRUDE	MT				
RUBBER-LATEX	MT				
RUBBER-DRY FORM	MT				
SILK-RAW	MT				
WOOL-UNMFD,FREE	MT				
FIBERS-EX COTTON,JUTE	MT				
OILS-ESSENTIAL	MT	23	22	1175	1219
DRUGS	MT	637	594	19766	12487
OTHER COMPLEMENTARY	NA	---	---	220	281
SUPPLEMENTARY	NA	---	---	243937	290997
ANIMALS & ANIMAL PRODS	NA	---	---	62414	48981
ANIMALS-LIVE,EX PLTRY	NA	---	---	197	470
CATTLE-DUTIABLE	HND				
MEATS AND MEAT PRODS	MT	10024	5959	36412	20432
MEATS-P,L,AB-ARZ	MT				
MEATS-FRESH,FROZEN	MT	187	89	476	281
BEEF AND VEAL	MT				
PORK	MT				
MEATS-PREP,PRES	MT	9836	5870	35933	20151
BEEF AND VEAL	MT	13	0	40	0
PORK	MT	9744	5644	35768	19771
MUTTON,GOAT, & LAMB	MT				
POULTRY & PRODUCTS	NA	---	---	884	925
DAIRY PRODUCTS	NA	---	---	13778	18072
NONFAT DRY MILK	MT	0	0	2	0
CHEESE	MT	3878	4749	11838	14328
CASEIN AND MIXTURES	MT	452	1032	717	1932
FATS OILS AND GREASES	MT	727	875	817	373
HIDES AND SKINS	NA	---	---	2972	3121
SHEEP & LAMB SKINS	MT	50	0	160	0
FURSKINS	NA	---	---	2805	3121
WOOL-UNMFD,EX FREE	MT	0	0	0	52
SAUSAGE CASINGS	NA	---	---	5979	4545
OTHER ANIMAL PRODUCTS	NA	---	---	1776	990
VEGETABLE PRODUCTS	NA	---	---	181523	242016
GRAINS AND PREPS	NA	---	---	5208	3309
WHEAT,EX SEED,ED	MT				
BARLEY	MT				
BISCUITS,WAFERS	MT	2240	1164	4596	2607
FRUITS AND PREPS	NA	---	---	2608	3773
FRESH OR FROZEN	MT	77	17	89	29
STRAWBERRIES	MT	19	0	23	0
PREPARED OR PRES	MT	440	176	541	174
PINEAPPLES	MT				
FRUIT JUICES	MLT	3948	10635	1975	3570
NUTS AND PREPS	NA	---	---	102	8
VEGETABLES AND PREPS	NA	---	---	9322	8076
FRESH OR FROZEN	NA	---	---	1305	717
TOMATOES	MT				
PREPARED OR PRES	NA	---	---	8017	3360
OLIVES	MLT				
MUSHROOMS,CANNED	MT	10	0	24	0
NSPS & EXTRACT EQ	MT				
SUGAR AND RFL PRODS	NA	---	---	2903	3969
SUGAR-CANE,BEET	MT				
MOLASSES INEDIBLE	MLT				
CONFECTIONERY PRODS	MT	1681	2127	2884	3913
SPICES	MT	3	3	7	9
TOBACCO,UNMFD	MT	103	24	87	57
TOBACCO-FILLER	MT	22	1	33	3
TOBACCO-SCRAP	MT	81	21	53	13
BEVERGES EX FR JUICE	MLT	163962	222350	113589	173157
WINE	MLT	662	891	1212	1835
MALT BEVERAGES	MLT	163300	221408	112377	171321
FEEDS & FODDERS	NA	---	---	1669	1503
OILSEDS AND PRODS	NA	---	---	9932	9992
OILSEDS & OILNUTS	MT	817	384	863	301
FLAXSEED	MT				
SESAME SEED	MT				
OILS AND WAXES-VEG	MT	8149	8185	9069	9691
CASTOR OIL	MT	10	0	21	0
COCONUT OIL	MT				
OLIVE OIL	MT	55	0	70	0
PALM OIL	MT				
PALM KERNEL OIL	MT	7367	5688	8295	9158
OILCAKE AND MEAL	MT				
COTTON,EX LINTERS	MT				
COTTON LINTERS	MT				
SEEDS,FIELD & GARDEN	NA	---	---	2207	3517
NURSERY STOCK	NA	---	---	33427	37387
OTHER VEG PRODUCTS	NA	---	---	1066	1218

Reproduced from best available copy.

TABLE 2--U.S. AGRICULTURAL IMPORTS: QUANTITY AND VALUE, COUNTRY BY COMMODITY GROUP, FISCAL YEARS 1978 AND 1979

COUNTRY AND COMMODITY GROUP	UNIT	QUANTITY 1978	QUANTITY 1979	VALUE 1978 $1,000	VALUE 1979 $1,000
423 BELGIUM-LUXEMBOURG		---	---	44499	24184
COMPLEMENTARY	NA	---	---	5212	5763
BANANAS-FRESH	MT				
PLANTAINS-FRESH	MT				
COFFEE-GREEN	MT	7	0	32	0
COFFEE-ROASTED	MT				
COFFEE-SOLUBLE,EXTRACTS	MT	1	16	2	80
COCOA BEANS	MT				
COCOA BUTTER	MT				
COCOA-CAKE,POWDER,ETC	MT	0	51	0	227
CHOCOLATE PREPARATIONS	MT	824	640	2287	2010
TEA-CRUDE OR PREPARED	MT	0	0	0	0
SPICES	MT	17	54	89	83
ALLIED GUMS	MT				
RUBBER-CRUDE	MT				
RUBBER-LATEX	MT				
RUBBER-DRY FORM	MT				
SILK-RAW	MT				
WOOL-UNMFD,FREE	MT	3	0	3	0
FIBERS-EX COTTON,JUTE	MT				
OILS-ESSENTIAL	MT	0	28	435	343
DRUGS	MT	416	498	2363	3008
OTHER COMPLEMENTARY	NA	---	---	50	8
SUPPLEMENTARY	NA	---	---	39287	18421
ANIMALS & ANIMAL PRODS	NA	---	---	14186	8325
ANIMALS-LIVE,EX PLTRY	NA	---	---	17	19
CATTLE-DUTIABLE	HND				
MEATS AND MEAT PRODS	MT	633	421	2044	1284
MEATS-P,L,88-882	MT				
MEATS-FRESH,FROZEN	MT	19	0	65	0
BEEF AND VEAL	MT				
PORK	MT				
MEATS-PREP,PRES	MT	605	413	1993	1262
BEEF AND VEAL	MT				
PORK	MT	609	402	1997	1212
MUTTON,GOAT, & LAMB	MT				
POULTRY & PRODUCTS	NA	---	---	602	164
DAIRY PRODUCTS	NA	---	---	1217	1737
NONFAT DRY MILK	MT	0	6	0	0
CHEESE	MT	56	39	104	137
CASEIN AND MIXTURES	MT	6	90	0	142
FATS OILS AND GREASES	MT	537	512	177	203
HIDES AND SKINS	NA	---	---	609	925
SHEEP & LAMB SKINS	MT	12	36	38	145
FURSKINS	NA	---	---	588	766
WOOL-UMD,EX FREE	MT	138	31	1279	280
SAUSAGE CASINGS	NA	---	---	329	702
OTHER ANIMAL PRODUCTS	NA	---	---	7834	3017
VEGETABLE PRODUCTS	NA	---	---	25101	10096
GRAINS AND PREPS	NA	---	---	846	1192
WHEAT,EX SEED,FD	MT				
BARLEY	MT				
BISCUITS,WAFERS	MT	282	308	587	931
FRUITS AND PREPS	NA	---	---	4	99
FRESH OR FROZEN	MT	1	0	3	0
STRAWBERRIES	MT				
PREPARED OR PRES	MT	0	1	1	4
PINEAPPLES	MT				
FRUIT JUICES	MLT	0	243	0	95
NUTS AND PREPS	NA	---	---	0	12
VEGETABLES AND PREPS	NA	---	---	5573	8415
FRESH OR FROZEN	NA	---	---	1404	1696
TOMATOES	MT				
PREPARED OR PRES	NA	---	---	4169	2719
OLIVES	MLT				
MUSHROOMS,CANNED	MT	0	0	0	4
HOPS & EXTRACT ED	MT	9	9	28	30
SUGAR AND RFL PRODS	NA	---	---	15014	411
SUGAR-CANE,BEET	MT	49295	0	14659	0
MOLASSES INEDIBLE	MLT				
CONFECTIONERY PRODS	MT	228	243	353	410
SPICES	MT	9	7	28	9
TOBACCO,UNMFD	MT	101	80	66	54
TOBACCO-FILLER	MT	0	1	0	3
TOBACCO-SCRAP	MT	84	45	64	50
BEVERGES EX FR JUICE	MLT	816	803	893	1026
WINE	MLT	853	249	759	604
MALT BEVERAGES	MLT	163	514	134	422
FEEDS & FODDERS	NA	---	---	19	2
OILSEDS AND PRODS	NA	---	---	43	34
OILSEDS & OILNUTS	MT	9	42	13	26
FLAXSEED	MT				
SESAME SEED	MT				
OILS AND WAXES-VEG	MT	17	7	30	8
CASTOR OIL	MT				
COCONUT OIL	MT				
OLIVE OIL	MT				
PALM OIL	MT				
PALM KERNEL OIL	MT				
OILCAKE AND MEAL	MT				
COTTON,EX LINTERS	MT				
COTTON LINTERS	MT				
SEEDS,FIELD & GARDEN	NA	---	---	20	42
NURSERY STOCK	NA	---	---	2108	1945
OTHER VEG PRODUCTS	NA	---	---	490	815

TABLE 2 --U.S. AGRICULTURAL IMPORTS; QUANTITY AND VALUE, COUNTRY BY COMMODITY GROUP, FISCAL YEARS 1978 AND 1979

COUNTRY AND COMMODITY GROUP	UNIT	QUANTITY 1978	QUANTITY 1979	VALUE 1978 $1,000	VALUE 1979 $1,000
427 FRANCE		---	---	348789	395250
COMPLEMENTARY	NA	---	---	65755	73430
BANANAS-FRESH	MT				
PLANTAINS-FRESH	MT				
COFFEE-GREEN	MT	186	286	774	1045
COFFEE-ROASTED	MT	0	1	1	5
COFFEE-SOLUBLE,EXTRACTS	MT	809	1284	19611	18589
COCOA BEANS	MT	0	355	0	1387
COCOA BUTTER	MT	217	668	1042	3455
COCOA-CAKE,POWDER,ETC	MT	4152	5081	18395	23551
CHOCOLATE PREPARATIONS	MT	332	188	881	653
TEA-CRUDE OR PREPARED	MT	12	2	141	19
SPICES	MT	492	508	871	1123
ALLIED GUMS	MT				
RUBBER-CRUDE	MT	0	1	0	1
RUBBER-LATEX	MT				
RUBBER-DRY FORM	MT	0	1	0	1
SILK-RAW	MT				
WOOL-UNMFD;FREE	MT	0	15	0	18
FIBERS-EX COTTON,JUTE	MT	0	20	0	22
OILS-ESSENTIAL	MT	568	630	17325	18103
DRUGS	MT	95	120	6657	5386
OTHER COMPLEMENTARY	NA	---	---	68	78
SUPPLEMENTARY	NA	---	---	279034	321816
ANIMALS & ANIMAL PRODS	NA	---	---	67857	75446
ANIMALS-LIVE,EX PLTRY	NA	---	---	10518	13127
CATTLE-DUTIABLE	NNO	0	0	5	0
MEATS AND MEAT PRODS	MT	734	592	4498	4095
MEATS-P.I.,AB-NR2	MT				
MEATS-FRESH,FROZEN	MT	3	8	11	20
BEEF AND VEAL	MT				
PORK	MT				
MEATS-PREP,PRES	MT	731	584	4487	4068
BEEF AND VEAL	MT	1	0	6	1
PORK	MT	40	10	128	38
MUTTON,GOAT, & LAMB	MT				
POULTRY & PRODUCTS	NA	---	---	12876	10412
DAIRY PRODUCTS	NA	---	---	18592	22761
NONFAT DRY MILK	MT				
CHEESE	MT	5080	5581	18555	22339
CASEIN AND MIXTURES	MT	25	205	35	813
FATS OILS AND GREASES	MT	182	147	65	126
HIDES AND SKINS	NA	---	---	8153	11631
SHEEP & LAMB SKINS	MT	357	390	790	1060
FURSKINS	NA	---	---	6899	9729
WOOL-UNMFD,EX FREE	MT	0	21	81	110
SAUSAGE CASINGS	NA	---	---	37	87
OTHER ANIMAL PRODUCTS	NA	---	---	12277	13104
VEGETABLE PRODUCTS	NA	---	---	211977	246369
GRAINS AND PREPS	NA	---	---	1583	1757
WHEAT,EX SEED,ED	MT				
BARLEY	MT				
BISCUITS,WAFERS	MT	217	274	678	886
FRUITS AND PREPS	NA	---	---	1797	7776
FRESH OR FROZEN	MT	3	807	3	609
STRAWBERRIES	MT	2	7	2	9
PREPARED OR PRES	MT	372	196	899	465
PINEAPPLES	MT	79	1	40	5
FRUIT JUICES	MLT	4617	19450	1295	6702
NUTS AND PREPS	NA	---	---	177	313
VEGETABLES AND PREPS	NA	---	---	22685	6678
FRESH OR FROZEN	NA	---	---	177	317
TOMATOES	MT				
PREPARED OR PRES	NA	---	---	22508	6359
OLIVES	MLT	6	16	8	21
MUSHROOMS,CANNED	MT	202	77	900	349
ROOTS & EXTRACT EQ	MT	163	185	845	394
SUGAR AND REL PRODS	NA	---	---	7685	9173
SUGAR,CANE,BEET	MT	20139	18781	4377	2292
MOLASSES INEDIBLE	MLT	34	62	2068	5471
CONFECTIONERY PRODS	MT	273	492	807	1375
SPICES	MT	528	677	958	1335
TOBACCO,UNMFD	MT	0	3	1	151
TOBACCO-FILLER	MT	1	2	1	25
TOBACCO-SCRAP	MT				
BEVERAGES EX FR JUICE	MLT	56557	59960	173096	210760
WINE	MLT	55763	58232	172487	213377
MALT BEVERAGES	MLT	780	1698	592	1371
FEEDS & FODDERS	NA	---	---	108	26
OILSEDS AND PRDS	NA	---	---	694	840
OILSEEDS & OILNUTS	MT	38	0	55	0
FLAXSEED	MT				
SESAME SEED	MT				
OILS AND WAXES-VEG	MT	388	414	637	830
CASTOR OIL	MT				
COCONUT OIL	MT				
OLIVE OIL	MT	81	274	134	476
PALM OIL	MT				
PALM KERNEL OIL	MT				
OILCAKE AND MEAL	MT	1	5	2	11
COTTON,EX LINTERS	MT				
COTTON LINTERS	MT				
SEEDS,FIELD & GARDEN	NA	---	---	1075	1906
NURSERY STOCK	NA	---	---	550	152
OTHER VEG PRODUCTS	NA	---	---	1126	1504

TABLE 2--U.S. AGRICULTURAL IMPORTS: QUANTITY AND VALUE, COUNTRY BY COMMODITY GROUP, FISCAL YEARS 1978 AND 1979

COUNTRY AND COMMODITY GROUP	UNIT	QUANTITY 1978	QUANTITY 1979	VALUE 1978 $1,000	VALUE 1979 $1,000
428 FEDERAL REP OF GERMANY		---	---	268748	294613
COMPLEMENTARY	NA	---	---	74186	66139
BANANAS-FRESH	MT				
PLANTAINS-FRESH	MT				
COFFEE-GREEN	MT	185	549	831	2060
COFFEE-ROASTED	MT	3	7	27	38
COFFEE-SOLUBLE,EXTRACTS	MT	94	346	1513	3790
COCOA BEANS	MT	81	105	326	396
COCOA BUTTER	MT	6	34	25	224
COCOA-CAKE,POWDER,ETC	MT	14363	6750	43186	31473
CHOCOLATE PREPARATIONS	MT	4801	4545	19500	17055
TEA-CRUDE OR PREPARED	MT	25	97	103	372
SPICES	MT	185	124	606	588
ALLIED GUMS	MT	0	0	1	0
RUBBER-CRUDE	MT				
RUBBER-LATEX	MT				
RUBBER-DRY FORM	MT				
SILK-RAW	MT				
WOOL-UNMFD,FREE	MT	3	11	9	0
FIBERS-EX COTTON,JUTE	MT				
OILS-ESSENTIAL	MT	97	7	292	509
DRUGS	MT	1283	1036	7491	9194
OTHER COMPLEMENTARY	NA	---	---	196	48
SUPPLEMENTARY	NA	---	---	198642	228478
ANIMALS & ANIMAL PRODS	NA	---	---	20972	23350
ANIMALS-LIVE,EX PLTRY	NA	---	---	1450	527
CATTLE-DUTTABLE	NO				
MEATS AND MEAT PRODS	MT	733	613	2534	2318
MEATS-P.L.88-482	MT				
MEATS-FRESH,FROZEN	MT	16	19	125	142
BEEF AND VEAL	MT				
PORK	MT				
MEATS-PREP,PRES	MT	693	535	2138	1975
BEEF AND VEAL	MT	5	18	14	136
PORK	MT	576	508	2095	1974
MUTTON,GOAT, & LAMB	MT				
POULTRY & PRODUCTS	NA	---	---	7187	1154
DAIRY PRODUCTS	NA	---	---	5138	4768
NONFAT DRY MILK	MT	0	1	0	2
CHEESE	MT	2203	2059	8875	4635
CASEIN AND MIXTURES	MT	210	82	262	130
FATS OILS AND GREASES	MT	536	490	208	131
HIDES AND SKINS	NA	---	---	2651	4473
SHEEP & LAMB SKINS	MT	49	232	186	1242
FURSKINS	NA	---	---	1876	2759
WOOL-UNMFD,EX FREE	MT	27	0	102	0
SAUSAGE CASINGS	NA	---	---	6351	6090
OTHER ANIMAL PRODUCTS	NA	---	---	4282	3889
VEGETABLE PRODUCTS	NA	---	---	164720	205124
GRAINS AND PREPS	NA	---	---	7048	7296
WHEAT-EX SEED,FD	MT				
BARLEY	MT	0	800	0	64
BISCUITS,WAFERS	MT	1827	1812	4549	5074
FRUITS AND PREPS	NA	---	---	1038	1758
FRESH OR FROZEN	MT	64	0	85	1
STRAWBERRIES	MT				
PREPARED OR PRES	MT	134	98	248	214
PINEAPPLES	MT				
FRUIT JUICES	MLT	1122	3378	705	1544
NUTS AND PREPS	NA	---	---	193	54
VEGETABLES AND PREPS	NA	---	---	12498	14745
FRESH OR FROZEN	NA	---	---	1	27
TOMATOES	MT				
PREPARED OR PRES	NA	---	---	12497	14718
OLIVES	MLT				
MUSHROOMS,CANNED	MT	17	33	224	176
HOPS & EXTRACT FD	MT	3190	3304	8768	11837
SUGAR AND REL PRODS	NA	---	---	14555	39431
SUGAR-CANE,BEET	MT	17105	0	5931	0
MOLASSES INEDIBLE	MLT	0	0	0	157
CONFECTIONERY PRODS	MT	2269	7180	8967	38998
SPICES	MT	68	99	171	235
TOBACCO,UNMFD	MT	530	856	574	959
TOBACCO-FILLER	MT	63	301	70	351
TOBACCO-SCRAP	MT	330	417	484	596
BEVERAGES EX FR JUICE	MLT	879a1	95377	115454	127446
WINE	MLT	86097	88811	86868	92540
MALT BEVERAGES	MLT	81717	88210	28025	34636
FEEDS & FODDERS	NA	---	---	7232	7552
OILSEDS AND PRODS	NA	---	---	4087	3873
OILSEDS & OILNUTS	MT	110	19	255	28
FLAXSEED	MT	20	0	17	0
SESAME SEED	MT				
OILS AND WAXES-VEG	MT	3620	2242	3832	3845
CASTOR OIL	MT				
COCONUT OIL	MT	0	1	0	1
OLIVE OIL	MT	14	0	30	0
PALM OIL	MT				
PALM KERNEL OIL	MT				
OILCAKE AND MEAL	MT				
COTTON,EX LINTERS	MT				
COTTON LINTERS	MT				
SEEDS,FIELD & GARDEN	NA	---	---	767	541
NURSERY STOCK	NA	---	---	170	124
OTHER VEG PRODUCTS	NA	---	---	538	1110

TABLE 2--U.S. AGRICULTURAL IMPORTS: QUANTITY AND VALUE, COUNTRY BY COMMODITY GROUP, FISCAL YEARS 1978 AND 1979

COUNTRY AND COMMODITY GROUP	UNIT	QUANTITY 1978	QUANTITY 1979	VALUE 1978 $1,000	VALUE 1979 $1,000
429 GERMAN DEMOCRATIC REPUBLIC		---	---	2737	2316
COMPLEMENTARY	NA	---	---	6	71
BANANAS-FRESH	MT				
PLANTAINS-FRESH	MT				
COFFEE-GREEN	MT				
COFFEE-ROASTED	MT				
COFFEE-SOLUBLE,EXTRACTS	MT				
COCOA BEANS	MT				
COCOA BUTTER	MT				
COCOA-CAKE,POWDER,ETC	MT	0	5	0	28
CHOCOLATE PREPARATIONS	MT	0	16	0	39
TEA-CRUDE OR PREPARED	MT				
SPICES	MT	0	10	0	7
ALLIED GUMS	MT				
RUBBER-CRUDE	MT				
RUBBER-LATEX	MT				
RUBBER-DRY FORM	MT				
SILK-RAW	MT				
WOOL-UNMFD,FREE	MT				
FIBERS-EX COTTON,JUTE	MT				
OILS-ESSENTIAL	MT				
DRUGS	MT	1	0	6	0
OTHER COMPLEMENTARY	NA	---	---		
SUPPLEMENTARY	NA	---	---	2732	2245
ANIMALS & ANIMAL PRODS	NA	---	---	2668	2034
ANIMALS-LIVE,EX POLTRY	NA	---	---	0	90
CATTLE-DUTIABLE	NNO				
MEATS AND MEAT PRODS	MT	68	17	252	61
MEATS-P.L.A8-482	MT				
MEATS-FRESH,FROZEN	MT				
BEEF AND VEAL	MT				
PORK	MT				
MEATS-PREP,PRES	MT	68	17	252	61
BEEF AND VEAL	MT				
PORK	MT	68	17	252	61
MUTTON,GOAT, & LAMB	MT				
POULTRY & PRODUCTS	NA	---	---		
DAIRY PRODUCTS	NA	---	---	7	0
NONFAT DRY MILK	MT				
CHEESE	MT	2	0	7	0
CASEIN AND MIXTURES	MT				
FATS OILS AND GREASES	MT				
HIDES AND SKINS	NA	---	---	2383	1842
SHEEP & LAMB SKINS	MT				
FURSKINS	NA	---	---	2383	1842
WOOL-UNMFD,EX FREE	MT				
SAUSAGE CASINGS	NA	---	---	76	0
OTHER ANIMAL PRODUCTS	NA	---	---	0	41
VEGETABLE PRODUCTS	NA	---	---	64	211
GRAINS AND PREPS	NA	---	---	0	2
WHEAT-EX SEED,ED	MT				
BARLEY	MT				
BISCUITS,WAFERS	MT				
FRUITS AND PREPS	NA	---	---		
FRESH OR FROZEN	MT				
STRAWBERRIES	MT				
PREPARED OR PRES	MT				
PINEAPPLES	MT				
FRUIT JUICES	MLT				
NUTS AND PREPS	NA	---	---		
VEGETABLES AND PREPS	NA	---	---	5	0
FRESH OR FROZEN	NA	---	---		
TOMATOES	MT				
PREPARED OR PRES	NA	---	---	5	0
OLIVES	MLT				
MUSHROOMS,CANNED	MT				
NSPS & EXTRACTED	MT				
SUGAR AND REL PRODS	NA	---	---	21	40
SUGAR-CANE,BEET	MT				
MOLASSES INEDIBLE	MLT				
CONFECTIONERY PRODS	MT	17	14	21	40
SPICES	MT				
TOBACCO,UNMFD	MT				
TOBACCO-FILLER	MT				
TOBACCO-SCRAP	MT				
BEVERGES EX FR JUICE	MLT	93	72	38	123
WINE	MLT	10	61	21	115
MALT BEVERAGES	MLT	33	11	17	8
FEEDS & FODDERS	NA	---	---	0	5
OILSEEDS AND PRODS	NA	---	---	0	25
OILSEEDS & OILNUTS	MT				
FLAXSEED	MT				
SESAME SEED	MT				
OILS AND WAXES-VEG	MT	0	17	0	25
CASTOR OIL	MT				
COCONUT OIL	MT				
OLIVE OIL	MT				
PALM OIL	MT				
PALM KERNEL OIL	MT				
OILCAKE AND MEAL	MT				
COTTON,EX LINTERS	MT				
COTTON LINTERS	MT				
SEEDS,FIELD & GARDEN	NA	---	---	0	17
NURSERY STOCK	NA	---	---		
OTHER VEG PRODUCTS	NA	---	---		

TABLE 2--U.S. AGRICULTURAL IMPORTS: QUANTITY AND VALUE, COUNTRY BY COMMODITY GROUP, FISCAL YEARS 1978 AND 1979

COUNTRY AND COMMODITY GROUP	UNIT	QUANTITY 1978	QUANTITY 1979	VALUE 1978 $1,000	VALUE 1979 $1,000
433 AUSTRIA		---	---	29586	33305
COMPLEMENTARY	NA	---	---	491	381
BANANAS-FRESH	MT				
PLANTAINS-FRESH	MT				
COFFEE-GREEN	MT				
COFFEE-ROASTED	MT				
COFFEE-SOLUBLE,EXTRACTS	MT				
COCOA BEANS	MT				
COCOA BUTTER	MT				
COCOA-CAKE,POWDER,ETC	MT				
CHOCOLATE PREPARATIONS	MT	37	27	187	152
TEA-CRUDE OR PREPARED	MT				
SPICES	MT	0	1	13	5
ALLIED GUMS	MT				
RUBBER-CRUDE	MT				
RUBBER-LATEX	MT				
RUBBER-DRY FORM	MT				
SILK-RAW	MT				
WOOL-UNMFD,FREE	MT				
FIBERS-EX COTTON,JUTE	MT				
OILS-ESSENTIAL	MT	3	1	241	220
DRUGS	MT	0	1	0	0
OTHER COMPLEMEN.ANY	NA	---	---		
SUPPLEMENTARY	NA	---	---	29157	32923
ANIMALS & ANIMAL PRODS	NA	---	---	22196	25384
ANIMALS-LIVE,EX PLTRY	NA	---	---	54	10
CATTLE-DUTTABLE	NMB				
MEATS AND MEAT PRODS	MT	0	51	0	181
MEATS-P,L,&B=482	MT				
MEATS-FRESH,FROZEN	MT	0	51	0	181
BEEF AND VEAL	MT				
PORK	MT				
MEATS-PREP,PRES	MT				
BEEF AND VEAL	MT				
PORK	MT				
MUTTON,GOAT, & LAMB	MT				
POULTRY & PRODUCTS	NA	---	---	759	0
DAIRY PRODUCTS	NA	---	---	21256	25189
NONFAT DRY MILK	MT				
CHEESE	MT	10042	10439	21256	25189
CASEIN AND MIXTURES	MT				
FATS OILS AND GREASES	MT				
HIDES AND SKINS	NA	---	---	4	0
SHEEP & LAMB SKINS	MT				
FURSKINS	NA	---	---	4	0
WOOL-UNMD,EX FREE	MT	0	0	0	0
SAUSAGE CASINGS	NA	---	---	122	0
OTHER ANIMAL PRODUCTS	NA	---	---	0	4
VEGETABLE PRODUCTS	NA	---	---	6961	7539
GRAINS AND PREPS	NA	---	---	3496	1985
WHEAT,EX SEED,ED	MT				
BARLEY	MT				
BISCUITS,WAFERS	MT	1304	746	3383	1847
FRUITS AND PREPS	NA	---	---	1898	3699
FRESH OR FROZEN	MT				
STRAWBERRIES	MT				
PREPARED OR PRES	MT	0	57	1	95
PINEAPPLES	MT				
FRUIT JUICES	MLT	5492	4471	1898	3804
NUTS AND PREPS	NA	---	---	0	0
VEGETABLES AND PREPS	NA	---	---	71	165
FRESH OR FROZEN	NA	---	---		
TOMATOES	MT				
PREPARED OR PRES	NA	---	---	71	165
OLIVES	MLT				
MUSHROOMS,CANNED	MT				
HOPS & EXTRACT FR	MT				
SUGAR AND REL PRODS	NA	---	---	46	21
SUGAR-CANE,BEET	MT				
MOLASSES INEDIBLE	MLT				
CONFECTIONERY PRODS	MT	15	7	42	20
SPICES	MT	4	5	12	11
TOBACCO,UNMFD	MT	0	0	0	0
TOBACCO-FILLER	MT	0	0	0	0
TOBACCO-SCRAP	MT				
BEVERGES EX FR JUICE	MLT	935	852	1191	1156
WINE	MLT	470	309	918	843
MALT BEVERAGES	MLT	464	502	273	313
FEEDS & FODDERS	NA	---	---		
OILSEEDS AND PRODS	NA	---	---	48	149
OILSEEDS & OILNUTS	MT	0	0	1	0
FLAXSEED	MT				
SESAME SEED	MT				
OILS AND WAXES-VEG	MT	5	31	47	149
CASTOR OIL	MT				
COCONUT OIL	MT				
OLIVE OIL	MT				
PALM OIL	MT				
PALM KERNEL OIL	MT				
OILCAKE AND MEAL	MT				
COTTON,EX LINTERS	MT				
COTTON LINTERS	MT				
SEEDS,FIELD & GARDEN	NA	---	---	16	7
NURSERY STOCK	NA	---	---		
OTHER VEG PRODUCTS	NA	---	---	181	147

TABLE 2--U.S. AGRICULTURAL IMPORTS: QUANTITY AND VALUE, COUNTRY BY COMMODITY GROUP, FISCAL YEARS 1978 AND 1979

COUNTRY AND COMMODITY GROUP	UNIT	QUANTITY 1978	QUANTITY 1979	VALUE 1978 $1,000	VALUE 1979 $1,000
435 CZECHOSLOVAKIA		---	---	5029	6812
COMPLEMENTARY	NA	---	---	32	34
BANANAS-FRESH	MT				
PLANTAINS-FRESH	MT				
COFFEE-GREEN	MT				
COFFEE-ROASTED	MT				
COFFEE-SOLUBLE,EXTRACTS	MT				
COCOA BEANS	MT				
COCOA BUTTER	MT				
COCOA-CAKE,POWDER,ETC	MT				
CHOCOLATE PREPARATIONS	MT	9	9	32	33
TEA-CRUDE OR PREPARED	MT				
SPICES	MT				
ALLIED GUMS	MT				
RUBBER-CRUDE	MT				
RUBBER-LATEX	MT				
RUBBER-DRY FORM	MT				
SILK-RAW	MT				
WOOL-UNMFD,FREE	MT				
FIBERS-EX COTTON,JUTE	MT				
OILS-ESSENTIAL	MT				
DRUGS	MT				
OTHER COMPLEMENTARY	NA	---	---	0	1
SUPPLEMENTARY	NA	---	---	4996	5978
ANIMALS & ANIMAL PRODS	NA	---	---	3760	5208
ANIMALS-LIVE,EX-PLTRY	NA	---	---		
CATTLE-DUTTABLE	HEAD				
MEATS AND MEAT PRODS	MT	968	1467	2905	4647
MEATS-P,L,RB-482	MT				
MEATS-FRESH,FROZEN	MT				
BEEF AND VEAL	MT				
PORK	MT				
MEATS-PREP,PRES	MT	968	1467	2905	4647
BEEF AND VEAL	MT				
PORK	MT	968	1467	2905	4647
MUTTON,GOAT, & LAMB	MT				
POULTRY & PRODUCTS	NA	---	---	218	253
DAIRY PRODUCTS	NA	---	---	235	241
NONFAT DRY MILK	MT				
CHEESE	MT	217	219	235	241
CASEIN AND MIXTURES	MT				
FATS OILS AND GREASES	MT				
HIDES AND SKINS	NA	---	---	313	40
SHEEP & LAMB SKINS	MT				
FURSKINS	NA	---	---	313	40
WOOL-UNMFD,EX FREE	MT				
SAUSAGE CASINGS	NA	---	---		
OTHER ANIMAL PRODUCTS	NA	---	---	89	23
VEGETABLE PRODUCTS	NA	---	---	1257	774
GRAINS AND PREPS	NA	---	---	157	13
WHEAT-EX SEED,FD	MT				
BARLEY	MT				
BISCUITS,WAFERS	MT				
FRUITS AND PREPS	NA	---	---		
FRESH OR FROZEN	MT				
STRAWBERRIES	MT				
PREPARED OR PRES	MT				
PINEAPPLES	MT				
FRUIT JUICES	MLT				
NUTS AND PREPS	NA	---	---		
VEGETABLES AND PREPS	NA	---	---	525	196
FRESH OR FROZEN	NA	---	---		
TOMATOES	MT				
PREPARED OR PRES	NA	---	---	525	196
OLIVES	MLT				
MUSHROOMS,CANNED	MT				
HOPS & EXTRACT EQ	MT	293	36	520	193
SUGAR AND REL PRODS	NA	---	---	43	88
SUGAR-CANE,BEET	MT				
MOLASSES INFOTBLE	MLT				
CONFECTIONERY PRODS	MT	76	131	43	85
SPICES	MT	0	0	0	0
TOBACCO,UNMFD	MT				
TOBACCO-FILLER	MT				
TOBACCO-SCRAP	MT				
BEVERAGES EX FR JUICE	MLT	1011	930	511	476
WINE	MLT	17	7	15	7
MALT BEVERAGES	MLT	994	923	495	469
FEEDS & FODDERS	NA	---	---		
OILSEEDS AND PRODS	NA	---	---		
OILSEEDS & OILNUTS	MT				
FLAXSEED	MT				
SESAME SEED	MT				
OILS AND WAXES-VEG	MT				
CASTOR OIL	MT				
COCONUT OIL	MT				
OLIVE OIL	MT				
PALM OIL	MT				
PALM KERNEL OIL	MT				
OILCAKE AND MEAL	MT				
COTTON,EX LINTERS	MT				
COTTON LINTERS	MT				
SEEDS,FIELD & GARDEN	NA	---	---		
NURSERY STOCK	NA	---	---		
OTHER VEG PRODUCTS	NA	---	---		

TABLE 2--U.S. AGRICULTURAL IMPORTS: QUANTITY AND VALUE, COUNTRY BY COMMODITY GROUP, FISCAL YEARS 1978 AND 1979

COUNTRY AND COMMODITY GROUP	UNIT	QUANTITY 1978	QUANTITY 1979	VALUE 1978 $1,000	VALUE 1979 $1,000
437 HUNGARY		---	---	29878	34983
COMPLEMENTARY	NA	---	---	35	124
BANANAS-FRESH	MT				
PLANTAINS-FRESH	MT				
COFFEE-GREEN	MT				
COFFEE-ROASTED	MT				
COFFEE-SOLUBLE,EXTRACTS	MT				
COCOA BEANS	MT				
COCOA BUTTER	MT				
COCOA-CAKE,POWDER,ETC	MT				
CHOCOLATE PREPARATIONS	MT	0	20	0	30
TEA-CRUDE OR PREPARED	MT				
SPICES	MT	6	0	17	0
ALLIED GUMS	MT				
RUBBER-CRUDE	MT				
RUBBER-LATEX	MT				
RUBBER-DRY FORM	MT				
SILK-RAW	MT				
WOOL-UNMFD,FREE	MT				
FIBERS-EX COTTON,JUTE	MT				
OILS-ESSENTIAL	MT	8	2	0	56
DRUGS	MT	4	0	11	39
OTHER COMPLEMENTARY	NA	---	---	7	8
SUPPLEMENTARY	NA	---	---	29842	34859
ANIMALS & ANIMAL PRODS	NA	---	---	25868	30582
ANIMALS-LIVE,EX PLTRY	NA	---	---	55	0
CATTLE-DUTIABLE	HND				
MEATS AND MEAT PRODS	MT	7697	8078	25263	26284
EATS-P,L,88-482	MT				
MEATS-FRESH,FROZEN	MT	175	1125	388	2719
BEEF AND VEAL	MT				
PORK	MT				
MEATS-PREP,PRES	MT	7522	6953	24875	23569
BEEF AND VEAL	MT				
PORK	MT	7697	8078	25263	26284
MUTTON,GOAT, & LAMB	MT				
POULTRY & PRODUCTS	NA	---	---	13	571
DAIRY PRODUCTS	NA	---	---	476	3727
NONFAT DRY MILK	MT				
CHEESE	MT	316	2194	476	3727
CASEIN AND MIXTURES	MT				
FATS OILS AND GREASES	MT				
HIDES AND SKINS	NA	---	---	0	0
SHEEP & LAMB SKINS	MT				
FURSKINS	NA	---	---	0	0
WOOL-UNMD,EX FREE	MT				
SAUSAGE CASINGS	NA	---	---		
OTHER ANIMAL PRODUCTS	NA	---	---	61	0
VEGETABLE PRODUCTS	NA	---	---	3975	4276
GRAINS AND PREPS	NA	---	---	146	25
WHEAT-EX SEED,FD	MT				
BARLEY	MT				
BISCUITS,WAFERS	MT	0	0	1	0
FRUITS AND PREPS	NA	---	---	1	13
FRESH OR FROZEN	MT				
STRAWBERRIES	MT				
PREPARED OR PRES	MT	4	55	3	33
PINEAPPLES	MT				
FRUIT JUICES	MLT				
NUTS AND PREPS	NA	---	---	0	2
VEGETABLES AND PREPS	NA	---	---	92	62
FRESH OR FROZEN	NA	---	---		
TOMATOES	MT				
PREPARED OR PRES	NA	---	---	92	62
OLIVES	MLT				
MUSHROOMS,CANNED	MT				
HOPS & EXTRACT FD	MT				
SUGAR AND REL PRODS	NA	---	---	0	12
SUGAR-CANE,BEET	MT				
MOLASSES INEDIBLE	MLT				
CONFECTIONERY PRODS	MT				
SPICES	MT	1367	1517	2481	2014
TOBACCO,UNMFD	MT	108	116	399	275
TOBACCO-FILLER	MT	108	116	399	275
TOBACCO-SCRAP	MT				
BEVERAGES EX FR JUICE	MLT	365	619	526	1029
WINE	MLT	365	619	526	1029
MALT BEVERAGES	MLT				
FEEDS & FODDERS	NA	---	---		
OILSEEDS AND PRODS	NA	---	---		
OILSEEDS & OILNUTS	MT				
FLAXSEED	MT				
SESAME SEED	MT				
OILS AND WAXES-VEG	MT				
CASTOR OIL	MT				
COCONUT OIL	MT				
OLIVE OIL	MT				
PALM OIL	MT				
PALM KERNEL OIL	MT				
OILCAKE AND MEAL	MT				
COTTON,EX LINTERS	MT				
COTTON LINTERS	MT				
SEEDS,FIELD & GARDEN	NA	---	---	718	708
NURSERY STOCK	NA	---	---		
OTHER VEG PRODUCTS	NA	---	---	33	118

TABLE 2--U.S. AGRICULTURAL IMPORTS: QUANTITY AND VALUE, COUNTRY BY COMMODITY GROUP, FISCAL YEARS 1978 AND 1979

COUNTRY AND COMMODITY GROUP	UNIT	QUANTITY 1978	QUANTITY 1979	VALUE 1978 $1,000	VALUE 1979 $1,000
441 SWITZERLAND		---	---	67101	58499
COMPLEMENTARY	NA	---	---	9155	9664
BANANAS-FRESH	MT				
PLANTAINS-FRESH	MT				
COFFEE-GREEN	MT	175	141	902	636
COFFEE-ROASTED	MT	3	4	23	25
COFFEE-SOLUBLE,EXTRACTS	MT	0	48	6	220
COCOA BEANS	MT				
COCOA BUTTER	MT	0	0	3	4
COCOA-CAKE,POWDER,ETC	MT	15	102	62	434
CHOCOLATE PREPARATIONS	MT	1663	1471	6323	6606
TEA-CRUDE OR PREPARED	MT	1	1	4	3
SPICES	MT	1	13	13	81
ALLIED GUMS	MT				
RUBBER-CRUDE	MT				
RUBBER-LATEX	MT				
RUBBER-DRY FORM	MT				
SILK-RAW	MT				
WOOL-UNMFD,FREE	MT				
FIBERS-EX COTTON,JUTE	MT	0	144	0	29
OILS-ESSENTIAL	MT	29	6	784	422
DRUGS	MT	34	75	1006	1242
OTHER COMPLEMENTARY	NA	---	---	28	2
SUPPLEMENTARY	NA	---	---	57906	48835
ANIMALS & ANIMAL PRODS	NA	---	---	22147	20581
ANIMALS-LIVE,EX PLTRY	NA	---	---	79	83
CATTLE-DUTIABLE	NNO				
MEATS AND MEAT PRODS	MT	29	6	158	58
MEATS-P,L,&B-BR2	MT				
MEATS-FRESH,FROZEN	MT	0	1	4	10
BEEF AND VEAL	MT				
PORK	MT				
MEATS-PREP,PRES	MT	29	3	152	48
BEEF AND VEAL	MT	3	3	51	48
PORK	MT	26	1	105	10
MUTTON,GOAT, & LAMB	MT				
POULTRY & PRODUCTS	NA	---	---	224	5
DAIRY PRODUCTS	NA	---	---	20192	18958
NONFAT DRY MILK	MT				
CHEESE	MT	6116	5059	20148	18951
CASEIN AND MIXTURES	MT				
FATS OILS AND GREASES	MT	0	24	1	46
HIDES AND SKINS	NA	---	---	338	1061
SHEEP & LAMB SKINS	MT				
FURSKINS	NA	---	---	288	1061
WOOL-UNMFD,EX FREE	MT				
SAUSAGE CASINGS	NA	---	---	0	240
OTHER ANIMAL PRODUCTS	NA	---	---	1155	170
VEGETABLE PRODUCTS	NA	---	---	35799	28254
GRAINS AND PREPS	NA	---	---	3701	4161
WHEAT-EX SEED,FD	MT				
BARLEY	MT				
BISCUITS,WAFERS	MT	304	342	837	1092
FRUITS AND PREPS	NA	---	---	391	443
FRESH OR FROZEN	MT	0	6	0	22
STRAWBERRIES	MT	0	6	0	21
PREPARED OR PRES	MT	119	116	264	327
PINEAPPLES	MT				
FRUIT JUICES	MLT	268	156	127	94
NUTS AND PREPS	NA	---	---	12	44
VEGETABLES AND PREPS	NA	---	---	27902	17899
FRESH OR FROZEN	NA	---	---		
TOMATOES	MT				
PREPARED OR PRES	NA	---	---	27902	17899
OLIVES	MLT				
MUSHROOMS,CANNED	MT	10	32	134	156
HOPS & EXTRACT EQ	MT				
SUGAR AND REL PRODS	NA	---	---	598	1606
SUGAR-CANE,BEET	MT	0	3174	0	741
MOLASSES INEDIBLE	MLT	0	9	0	295
CONFECTIONERY PRODS	MT	168	177	564	554
SPICES	MT				
TOBACCO,UNMFD	MT	0	6	3	16
TOBACCO-FILLER	MT	0	4	3	14
TOBACCO-SCRAP	MT				
BEVERAGES EX FR JUICE	MLT	490	487	749	710
WINE	MLT	130	135	426	410
MALT BEVERAGES	MLT	157	217	129	184
FEEDS & FODDERS	NA	---	---	25	3
OILSEEDS AND PRODS	NA	---	---	132	865
OILSEEDS & OILNUTS	MT	43	0	119	0
FLAXSEED	MT				
SESAME SEED	MT				
OILS AND WAXES-VEG	MT	8	1078	13	865
CASTOR OIL	MT				
COCONUT OIL	MT	8	9	10	16
OLIVE OIL	MT				
PALM OIL	MT				
PALM KERNEL OIL	MT				
OILCAKE AND MEAL	MT				
COTTON,EX LINTERS	MT				
COTTON LINTERS	MT				
SEEDS,FIELD & GARDEN	NA	---	---	87	115
NURSERY STOCK	NA	---	---	1	12
OTHER VEG PRODUCTS	NA	---	---	2697	2381

Reproduced from best available copy.

TABLE 2 --U.S. AGRICULTURAL IMPORTS: QUANTITY AND VALUE, COUNTRY BY COMMODITY GROUP, FISCAL YEARS 1978 AND 1979

COUNTRY AND COMMODITY GROUP	UNIT	QUANTITY 1978	QUANTITY 1979	VALUE 1978 $1,000	VALUE 1979 $1,000
447 ESTONIA		---	---	0	5
COMPLEMENTARY	NA	---	---		
BANANAS-FRESH	MT				
PLANTAINS-FRESH	MT				
COFFEE-GREEN	MT				
COFFEE-ROASTED	MT				
COFFEE-SOLUBLE,EXTRACTS	MT				
COCOA BEANS	MT				
COCOA BUTTER	MT				
COCOA-CAKE,POWDER,ETC	MT				
CHOCOLATE PREPARATIONS	MT				
TEA-CRUDE OR PREPARED	MT				
SPICES	MT				
ALLIED GUMS	MT				
RUBBER-CRUDE	MT				
RUBBER-LATEX	MT				
RUBBER-DRY FORM	MT				
SILK-RAW	MT				
WOOL-UNMFD,FREE	MT				
FIBERS-EX COTTON,JUTE	MT				
OILS-ESSENTIAL	MT				
DRUGS	MT				
OTHER COMPLEMENTARY	NA	---	---		
SUPPLEMENTARY	NA	---	---	0	5
ANIMALS & ANIMAL PRODS	NA	---	---		
ANIMALS-LIVE,EX POULTRY	NA	---	---		
CATTLE-DUTIABLE	NMB				
MEATS AND MEAT PRODS	MT				
MEATS-P.L.88-482	MT				
MEATS-FRESH,FROZEN	MT				
BEEF AND VEAL	MT				
PORK	MT				
MEATS-PREP,PRES	MT				
BEEF AND VEAL	MT				
PORK	MT				
MUTTON,GOAT, & LAMB	MT				
POULTRY & PRODUCTS	NA	---	---		
DAIRY PRODUCTS	NA	---	---		
NONFAT DRY MILK	MT				
CHEESE	MT				
CASEIN AND MIXTURES	MT				
FATS OILS AND GREASES	MT				
HIDES AND SKINS	NA	---	---		
SHEEP & LAMB SKINS	MT				
FURSKINS	NA	---	---		
WOOL-UNMFD,EX FREE	MT				
SAUSAGE CASINGS	NA	---	---		
OTHER ANIMAL PRODUCTS	NA	---	---		
VEGETABLE PRODUCTS	NA	---	---	0	5
GRAINS AND PREPS	NA	---	---		
WHEAT-EX SEED,FD	MT				
BARLEY	MT				
BISCUITS,WAFERS	MT				
FRUITS AND PREPS	NA	---	---		
FRESH OR FROZEN	MT				
STRAWBERRIES	MT				
PREPARED OR PRES	MT				
PINEAPPLES	MT				
FRUIT JUICES	MLT				
NUTS AND PREPS	NA	---	---		
VEGETABLES AND PREPS	NA	---	---		
FRESH OR FROZEN	NA	---	---		
TOMATOES	MT				
PREPARED OR PRES	NA	---	---		
OLIVES	MLT				
MUSHROOMS,CANNED	MT				
HOPS & EXTRACT FD	MT				
SUGAR AND REL PRODS	NA	---	---		
SUGAR-CANE,BEET	MT				
MOLASSES INEDIBLE	MLT				
CONFECTIONERY PRODS	MT				
SPICES	MT				
TOBACCO,UNMFD	MT				
TOBACCO-FILLER	MT				
TOBACCO-SCRAP	MT				
BEVERGES EX FD JUICE	MLT	0	11	0	5
WINE	MLT				
MALT BEVERAGES	MLT	0	11	0	5
FEEDS & FODDERS	NA	---	---		
OILSEEDS AND PRODS	NA	---	---		
OILSEEDS & OILNUTS	MT				
FLAXSEED	MT				
SESAME SEED	MT				
OILS AND WAXES-VEG	MT				
CASTOR OIL	MT				
COCONUT OIL	MT				
OLIVE OIL	MT				
PALM OIL	MT				
PALM KERNEL OIL	MT				
OILCAKE AND MEAL	MT				
COTTON,EX LINTERS	MT				
COTTON LINTERS	MT				
SEEDS,FIELD & GARDEN	NA	---	---		
NURSERY STOCK	NA	---	---		
OTHER VEG PRODUCTS	NA	---	---		

TABLE 2--U.S. AGRICULTURAL IMPORTS: QUANTITY AND VALUE, COUNTRY BY COMMODITY GROUP, FISCAL YEARS 1978 AND 1979

COUNTRY AND COMMODITY GROUP	UNIT	QUANTITY 1978	QUANTITY 1979	VALUE 1978 $1,000	VALUE 1979 $1,000
451 LITHUANIA		---	---	0	17
COMPLEMENTARY	NA	---	---		
BANANAS-FRESH	MT				
PLANTAINS-FRESH	MT				
COFFEE-GREEN	MT				
COFFEE-ROASTED	MT				
COFFEE-SOLUBLE,EXTRACTS	MT				
COCOA BEANS	MT				
COCOA BUTTER	MT				
COCOA-CAKE,POWDER,ETC	MT				
CHOCOLATE PREPARATIONS	MT				
TEA-CRUDE OR PREPARED	MT				
SPICES	MT				
ALLIED GUMS	MT				
RUBBER-CRUDE	MT				
RUBBER-LATEX	MT				
RUBBER-DRY FORM	MT				
SILK-RAW	MT				
WOOL-UNMFD,FREE	MT				
FIBERS-EX COTTON,JUTE	MT				
OILS-ESSENTIAL	MT				
DRUGS	MT				
OTHER COMPLEMENTARY	NA	---	---		
SUPPLEMENTARY	NA	---	---	0	17
ANIMALS & ANIMAL PRODS	NA	---	---		
ANIMALS-LIVE,EX PLTRY	NA	---	---		
CATTLE-DUTIABLE	NNO				
MEATS AND MEAT PRODS	MT				
MEATS-P.L.88-482	MT				
MEATS-FRESH,FROZEN	MT				
BEEF AND VEAL	MT				
PORK	MT				
MEATS-PREP,PRES	MT				
BEEF AND VEAL	MT				
PORK	MT				
MUTTON,GOAT, & LAMB	MT				
POULTRY & PRODUCTS	NA	---	---		
DAIRY PRODUCTS	NA	---	---		
NONFAT DRY MILK	MT				
CHEESE	MT				
CASEIN AND MIXTURES	MT				
FATS OILS AND GREASES	MT				
HIDES AND SKINS	NA	---	---		
SHEEP & LAMB SKINS	MT				
FURSKINS	NA	---	---		
WOOL-UMD,EX FREE	MT				
SAUSAGE CASINGS	NA	---	---		
OTHER ANIMAL PRODUCTS	NA	---	---		
VEGETABLE PRODUCTS	NA	---	---	0	17
GRAINS AND PREPS	NA	---	---		
WHEAT-EX SEED,FD	MT				
BARLEY	MT				
BISCUITS,WAFERS	MT				
FRUITS AND PREPS	NA	---	---		
FRESH OR FROZEN	MT				
STRAWBERRIES	MT				
PREPARED OR PRES	MT				
PINEAPPLES	MT				
FRUIT JUICES	MLT				
NUTS AND PREPS	NA	---	---		
VEGETABLES AND PREPS	NA	---	---		
FRESH OR FROZEN	NA	---	---		
TOMATOES	MT				
PREPARED OR PRES	NA	---	---		
OLIVES	MLT				
MUSHROOMS,CANNED	MT				
HOPS & EXTRACT EQ	MT				
SUGAR AND REL PRODS	NA	---	---		
SUGAR-CANE,BEET	MT				
MOLASSES INEDIBLE	MLT				
CONFECTIONERY PRODS	MT				
SPICES	MT				
TOBACCO,UNMFD	MT				
TOBACCO-FILLER	MT				
TOBACCO-SCRAP	MT				
BEVERAGES EX FR JUICE	MLT	0	21	0	17
WINE	MLT				
MALT BEVERAGES	MLT	0	21	0	17
FEEDS & FODDERS	NA	---	---		
OILSEDS AND PRODS	NA	---	---		
OILSEDS & OILNUTS	MT				
FLAXSEED	MT				
SESAME SEED	MT				
OILS AND WAXES-VEG	MT				
CASTOR OIL	MT				
COCONUT OIL	MT				
OLIVE OIL	MT				
PALM OIL	MT				
PALM KERNEL OIL	MT				
OILCAKE AND MEAL	MT				
COTTON,EX LINTERS	MT				
COTTON LINTERS	MT				
SEEDS,FIELD & GARDEN	NA	---	---		
NURSERY STOCK	NA	---	---		
OTHER VEG PRODUCTS	NA	---	---		

TABLE 2--U.S. AGRICULTURAL IMPORTS: QUANTITY AND VALUE, COUNTRY BY COMMODITY GROUP, FISCAL YEARS 1978 AND 1979

COUNTRY AND COMMODITY GROUP	UNIT	QUANTITY 1978	QUANTITY 1979	VALUE 1978 $1,000	VALUE 1979 $1,000
455 POLAND		---	---	139874	162599
COMPLEMENTARY	NA	---	---	1568	863
BANANAS-FRESH	MT				
PLANTAINS-FRESH	MT				
COFFEE-GREEN	MT				
COFFEE-ROASTED	MT				
COFFEE-SOLUBLE,EXTRACTS	MT				
COCOA BEANS	MT				
COCOA BUTTER	MT				
COCOA-CAKE,POWDER,ETC	MT	36	0	182	0
CHOCOLATE PREPARATIONS	MT	221	219	301	279
TEA-CRUDE OR PREPARED	MT				
SPICES	MT	88	268	148	397
ALLIED GUMS	MT				
RUBBER-CRUDE	MT				
RUBBER-LATEX	MT				
RUBBER-DRY FORM	MT				
SILK-RAW	MT				
WOOL-UNMFD,FREE	MT				
FIBERS-EX COTTON,JUTE	MT				
OILS-ESSENTIAL	MT	7	6	170	158
DRUGS	MT	6	7	766	26
OTHER COMPLEMENTARY	NA	---	---	0	3
SUPPLEMENTARY	NA	---	---	138306	161736
ANIMALS & ANIMAL PRODS	NA	---	---	131562	153726
ANIMALS-LIVE,EX PLTRY	NA	---	---	853	1192
CATTLE-DUTIABLE	HND				
MEATS AND MEAT PRODS	MT	35120	42040	122137	146242
MEATS-P.L.88-482	MT				
MEATS-FRESH,FROZEN	MT	32	25	97	119
BEEF AND VEAL	MT				
PORK	MT				
MEATS-PREP,PRES	MT	35088	41998	122040	146096
BEEF AND VEAL	MT				
PORK	MT	34857	41748	121650	145698
MUTTON,GOAT, & LAMB	MT				
POULTRY & PRODUCTS	NA	---	---	1758	907
DAIRY PRODUCTS	NA	---	---	8124	3043
NONFAT DRY MILK	MT				
CHEESE	MT	1193	1135	1779	1852
CASEIN AND MIXTURES	MT	2281	932	2345	1191
FATS OILS AND GREASES	MT				
HIDES AND SKINS	NA	---	---	2345	1970
SHEEP & LAMB SKINS	MT				
FURSKINS	NA	---	---	2345	1970
WOOL-UNMFD,EX FREE	MT				
SAUSAGE CASINGS	NA	---	---		
OTHER ANIMAL PRODUCTS	NA	---	---	345	372

COMMODITY GROUP	UNIT	QUANTITY 1978	QUANTITY 1979	VALUE 1978 $1,000	VALUE 1979 $1,000
VEGETABLE PRODUCTS	NA	---	---	6744	8010
GRAINS AND PREPS	NA	---	---	598	503
WHEAT-EX SEED,FD	MT				
BARLEY	MT				
BISCUITS,WAFERS	MT	773	529	587	503
FRUITS AND PREPS	NA	---	---	2871	2591
FRESH OR FROZEN	MT	4754	3717	2786	2451
STRAWBERRIES	MT	4735	3717	2753	2451
PREPARED OR PRES	MT	116	150	83	127
PINEAPPLES	MT				
FRUIT JUICES	MLT	1	10	1	13
NUTS AND PREPS	NA	---	---	2	0
VEGETABLES AND PREPS	NA	---	---	578	1718
FRESH OR FROZEN	NA	---	---		
TOMATOES	MT				
PREPARED OR PRES	NA	---	---	578	1718
OLIVES	MLT				
MUSHROOMS,CANNED	MT	13	13	79	97
HOPS & EXTRACT FD	MT	54	417	163	1283
SUGAR AND REL PRODS	NA	---	---	895	825
SUGAR-CANE,BEET	MT				
MOLASSES INEDIBLE	MLT				
CONFECTIONERY PRODS	MT	1024	980	859	759
SPICES	MT	2	0	1	0
TOBACCO,UNMFD	MT	164	77	232	115
TOBACCO-FILLER	MT	164	77	232	115
TOBACCO-SCRAP	MT				
BEVERAGES EX FR JUICE	MLT	385	385	201	187
WINE	MLT	50	52	84	78
MALT BEVERAGES	MLT	395	289	117	110
FEEDS & FODDERS	NA	---	---		
OILSEDS AND PRODS	NA	---	---	1948	2072
OILSEEDS & OILNUTS	MT	0	87	0	61
FLAXSEED	MT				
SESAME SEED	MT				
OILS AND WAXES-VEG	MT	2233	3227	1248	2011
CASTOR OIL	MT				
COCONUT OIL	MT				
OLIVE OIL	MT				
PALM OIL	MT				
PALM KERNEL OIL	MT				
OILCAKE AND MEAL	MT				
COTTON,EX LINTERS	MT				
COTTON LINTERS	MT				
SEEDS,FIELD & GARDEN	NA	---	---	117	0
NURSERY STOCK	NA	---	---		
OTHER VEG PRODUCTS	NA	---	---		

TABLE 2 -- U.S. AGRICULTURAL IMPORTS: QUANTITY AND VALUE, COUNTRY BY COMMODITY GROUP, FISCAL YEARS 1978 AND 1979

COUNTRY AND COMMODITY GROUP	UNIT	QUANTITY 1978	QUANTITY 1979	VALUE 1978 $1,000	VALUE 1979 $1,000
461 U.S.S.R		---	---	12301	14763
COMPLEMENTARY	NA	---	---	239	461
BANANAS-FRESH	MT				
PLANTAINS-FRESH	MT				
COFFEE-GREEN	MT				
COFFEE-ROASTED	MT				
COFFEE-SOLUBLE,EXTRACTS	MT				
COCOA BEANS	MT				
COCOA BUTTER	MT				
COCOA-CAKE,POWDER,ETC	MT				
CHOCOLATE PREPARATIONS	MT	1	2	1	5
TEA-CRUDE OR PREPARED	MT	104	350	161	293
SPICES	MT				
ALLIED GUMS	MT				
RUBBER-CRUDE	MT				
RUBBER-LATEX	MT				
RUBBER-DRY FORM	MT				
SILK-RAW	MT				
WOOL-UNMFD,FREE	MT				
FIBERS-EX COTTON,JUTE	MT				
OILS-ESSENTIAL	MT	2	10	36	151
DRUGS	MT	1	2	16	2
OTHER COMPLEMENTARY	NA	---	---	24	9
SUPPLEMENTARY	NA	---	---	12062	14302
ANIMALS & ANIMAL PRODS	NA	---	---	11526	13307
ANIMALS-LIVE,EX PLTRY	NA	---	---	15	0
CATTLE-DUTIABLE	NNO				
MEATS AND MEAT PRODS	MT				
* MEATS-P.L.88-482	MT				
MEATS-FRESH,FROZEN	MT				
BEEF AND VEAL	MT				
PORK	MT				
MEATS-PREP,PRES	MT				
BEEF AND VEAL	MT				
PORK	MT				
MUTTON,GOAT, & LAMB	MT				
POULTRY & PRODUCTS	NA	---	---		
DAIRY PRODUCTS	NA	---	---	2429	2704
NONFAT DRY MILK	MT				
CHEESE	MT				
CASEIN AND MIXTURES	MT	2284	2106	2429	2704
FATS OILS AND GREASES	MT	106	37	98	8
HIDES AND SKINS	NA	---	---	9043	10566
SHEEP & LAMB SKINS	MT	0	34	0	165
FURSKINS	NA	---	---	8142	10351
WOOL-UNMFD,EX FREE	MT				
SAUSAGE CASINGS	NA	---	---		
OTHER ANIMAL PRODUCTS	NA	---	---	9	29
VEGETABLE PRODUCTS	NA	---	---	536	995
GRAINS AND PREPS	NA	---	---	2	3
WHEAT-EX SEED,FD	MT				
BARLEY	MT				
BISCUITS,WAFERS	MT				
FRUITS AND PREPS	NA	---	---	6	9
FRESH OR FROZEN	MT				
STRAWBERRIES	MT				
PREPARED OR PRES	MT	7	13	6	9
PINEAPPLES	MT				
FRUIT JUICES	MLT				
NUTS AND PREPS	NA	---	---		
VEGETABLES AND PREPS	NA	---	---	7	15
FRESH OR FROZEN	NA	---	---		
TOMATOES	MT				
PREPARED OR PRES	NA	---	---	7	15
OLIVES	MLT				
MUSHROOMS,CANNED	MT				
HOPS & EXTRACT EQ	MT				
SUGAR AND REL PRODS	NA	---	---	0	4
SUGAR-CANE,BEET	MT				
MOLASSES INEDIBLE	MLT				
CONFECTIONERY PRODS	MT	0	1	0	1
SPICES	MT				
TOBACCO,UNMFD	MT	285	322	499	921
TOBACCO-FILLER	MT	285	322	499	921
TOBACCO-SCRAP	MT				
BEVERGES EX FR JUICE	MLT	0	16	1	36
WINE	MLT	0	16	1	36
MALT BEVERAGES	MLT				
FEEDS & FODDERS	NA	---	---	1	1
OILSEDS AND PRODS	NA	---	---	18	2
OILSEEDS & OILNUTS	MT	26	0	17	0
FLAXSEED	MT				
SESAME SEED	MT				
OILS AND WAXES-VEG	MT	0	2	1	2
CASTOR OIL	MT				
COCONUT OIL	MT				
OLIVE OIL	MT				
PALM OIL	MT				
PALM KERNEL OIL	MT				
OILCAKE AND MEAL	MT				
COTTON,FR LINTERS	MT				
COTTON LINTERS	MT				
SEEDS,FIELD & GARDEN	NA	---	---	2	4
NURSERY STOCK	NA	---	---		
OTHER VEG PRODUCTS	NA	---	---		

Reproduced from best available copy.

TABLE 2--U.S. AGRICULTURAL IMPORTS: QUANTITY AND VALUE, COUNTRY BY COMMODITY GROUP, FISCAL YEARS 1978 AND 1979

COUNTRY AND COMMODITY GROUP	UNIT	QUANTITY 1978	QUANTITY 1979	VALUE 1978 $1,000	VALUE 1979 $1,000
467 AZORES		---	---	451	600
COMPLEMENTARY	NA	---	---	1	10
BANANAS-FRESH	MT				
PLANTAINS-FRESH	MT				
COFFEE-GREEN	MT				
COFFEE-ROASTED	MT				
COFFEE-SOLUBLE,EXTRACTS	MT				
COCOA BEANS	MT				
COCOA BUTTER	MT				
COCOA-CAKE,POWDER,ETC	MT				
CHOCOLATE PREPARATIONS	MT	0	0	0	2
TEA-CHUCF OR PREPARED	MT	0	1	1	8
SPICES	MT				
ALLIED GUMS	MT				
RUBBER-CRUDE	MT				
RUBBER-LATEX	MT				
RUBBER-DRY FORM	MT				
SILK-RAW	MT				
WOOL-UNMFD,FREE	MT				
FIBERS-EX COTTON,JUTE	MT				
OILS-ESSENTIAL	MT				
DRUGS	MT				
OTHER COMPLEMENTARY	NA	---	---		
SUPPLEMENTARY	NA	---	---	450	590
ANIMALS & ANIMAL PRODS	NA	---	---	211	351
ANIMALS-LIVE,EX PLTRY	NA	---	---		
CATTLE-DUTTABLE	HND				
MEATS AND MEAT PRODS	MT	0	1	0	0
MEATS-B,L,RB-WR2	MT				
MEATS-FRESH,FROZEN	MT				
BEEF AND VEAL	MT				
PORK	MT				
MEATS-PREP,PRES	MT	0	1	0	0
BEEF AND VEAL	MT				
PORK	MT				
MUTTON,GOAT, & LAMB	MT				
POULTRY & PRODUCTS	NA	---	---		
DAIRY PRODUCTS	NA	---	---	211	347
NONFAT DRY MILK	MT				
CHEESE	MT	70	111	211	347
CASEIN AND MIXTURES	MT				
FATS OILS AND GREASES	MT				
HIDES AND SKINS	NA	---	---		
SHEEP & LAMB SKINS	MT				
FURSKINS	NA	---	---		
WOOL-UNMFD,EX FREE	MT				
SAUSAGE CASINGS	NA	---	---		
OTHER ANIMAL PRODUCTS	NA	---	---		
VEGETABLE PRODUCTS	NA	---	---	239	238
GRAINS AND PREPS	NA	---	---	21	26
WHEAT-EX SEED,FD	MT				
BARLEY	MT				
BISCUITS,WAFERS	MT	10	9	11	10
FRUITS AND PREPS	NA	---	---	7	5
FRESH OR FROZEN	MT	168	151	3	2
STRAWBERRIES	MT				
PREPARED OR PRES	MT	2	2	4	3
PINEAPPLES	MT				
FRUIT JUICES	MLT				
NUTS AND PREPS	NA	---	---	0	1
VEGETABLES AND PREPS	NA	---	---	197	155
FRESH OR FROZEN	NA	---	---	39	57
TOMATOES	MT				
PREPARED OR PRES	NA	---	---	157	98
OLIVES	MLT				
MUSHROOMS,CANNED	MT				
HOPS & EXTRACTED	MT				
SUGAR AND REL PRODS	NA	---	---		
SUGAR-CANE,BEET	MT				
MOLASSES INFDIBLE	MLT				
CONFECTIONERY PRODS	MT				
SPICES	MT				
TOBACCO,UNMFD	MT				
TOBACCO-FILLER	MT				
TOBACCO-SCRAP	MT				
BEVERAGES EX FR JUICE	MLT	19	83	10	52
WINE	MLT	0	4	0	6
MALT BEVERAGES	MLT	19	52	10	30
FEEDS & FODDERS	NA	---	---		
OILSEEDS AND PRODS	NA	---	---	4	0
OILSEEDS & OILNUTS	MT	4	0	4	0
FLAXSEED	MT				
SESAME SEED	MT				
OILS AND WAXES-VEG	MT				
CASTOR OIL	MT				
COCONUT OIL	MT				
OLIVE OIL	MT				
PALM OIL	MT				
PALM KERNEL OIL	MT				
OILCAKE AND MEAL	MT				
COTTON,EX LINTERS	MT				
COTTON LINTERS	MT				
SEEDS,FIELD & GARDEN	NA	---	---	0	0
NURSERY STOCK	NA	---	---		
OTHER VEG PRODUCTS	NA	---	---		

TABLE 2--U.S. AGRICULTURAL IMPORTS: QUANTITY AND VALUE, COUNTRY BY COMMODITY GROUP, FISCAL YEARS 1978 AND 1979

COUNTRY AND COMMODITY GROUP	UNIT	QUANTITY 1978	QUANTITY 1979	VALUE 1978 $1,000	VALUE 1979 $1,000
469 SPAIN		---	---	168725	197292
COMPLEMENTARY	NA	---	---	11471	14056
BANANAS-FRESH	MT				
PLANTAINS-FRESH	MT				
COFFEE-GREEN	MT				
COFFEE-ROASTED	MT				
COFFEE-SOLUBLE,EXTRACTS	MT	269	583	5797	8339
COCOA BEANS	MT	0	18	0	60
COCOA BUTTER	MT	20	74	71	305
COCOA-CAKE,POWDER,ETC	MT	100	0	280	0
CHOCOLATE PREPARATIONS	MT	191	46	330	180
TEA-CRUDE OR PREPARED	MT				
SPICES	MT	1005	1227	1902	2411
ALLIED GUMS	MT				
RUBBER-CRUDE	MT				
RUBBER-LATEX	MT				
RUBBER-DRY FORM	MT				
SILK-RAW	MT				
WOOL-UNMFD,FREE	MT	25	22	61	61
FIBERS-EX COTTON,JUTE	MT				
OILS-ESSENTIAL	MT	135	137	2252	2333
DRUGS	MT	43	11	89	35
OTHER COMPLEMENTARY	NA	---	---	688	730
SUPPLEMENTARY	NA	---	---	177253	182836
ANIMALS & ANIMAL PRODS	NA	---	---	3624	3765
ANIMALS-LIVE,EX PLTRY	NA	---	---	103	519
CATTLE-DUTIABLE	NMB				
MEATS AND MEAT PRODS	MT	32	6	132	60
MEATS-P,L,RB-BAC	MT				
MEATS-FRESH,FROZEN	MT	0	2	0	16
BEEF AND VEAL	MT				
PORK	MT				
MEATS-PREP,PRES	MT	32	0	132	28
BEEF AND VEAL	MT	0	0	0	28
PORK	MT	32	0	132	0
MUTTON,GOAT, & LAMB	MT				
POULTRY & PRODUCTS	NA	---	---	11	19
DAIRY PRODUCTS	NA	---	---	51	55
NONFAT DRY MILK	MT				
CHEESE	MT	15	15	51	55
CASEIN AND MIXTURES	MT				
FATS OILS AND GREASES	MT	3	20	0	22
HIDES AND SKINS	NA	---	---	0	18
SHEEP & LAMB SKINS	MT				
FURSKINS	NA	---	---	0	6
WOOL-UNMF,EX FREE	MT	22	0	262	0
SAUSAGE CASINGS	NA	---	---	2965	3048
OTHER ANIMAL PRODUCTS	NA	---	---	103	20
VEGETABLE PRODUCTS	NA	---	---	173629	179092
GRAINS AND PREPS	NA	---	---	2212	3113
WHEAT-EX SEED,FD	MT				
BARLEY	MT				
BISCUITS,WAFERS	MT	381	451	367	725
FRUITS AND PREPS	NA	---	---	3998	8042
FRESH OR FROZEN	MT	382	321	171	168
STRAWBERRIES	MT				
PREPARED OR PRES	MT	4035	5706	3348	5879
PINEAPPLES	MT				
FRUIT JUICES	MLT	1757	7218	488	1999
NUTS AND PREPS	NA	---	---	1348	813
VEGETABLES AND PREPS	NA	---	---	97837	98053
FRESH OR FROZEN	NA	---	---	885	873
TOMATOES	MT				
PREPARED OR PRES	NA	---	---	96952	93180
OLIVES	MLT	42348	44496	67266	64597
MUSHROOMS,CANNED	MT	81	282	77	466
HERB & EXTRACT FD	MT				
SUGAR AND REL PRODS	NA	---	---	4888	2614
SUGAR-CANE,BEET	MT				
MOLASSES INFOTBLE	MLT				
CONFECTIONERY PRODS	MT	2140	536	4860	2594
SPICES	MT	3147	3972	4774	6150
TOBACCO,UNMFD	MT	0	137	0	46
TOBACCO-FILLER	MT	0	50	0	17
TOBACCO-SCRAP	MT	0	87	0	29
BEVERAGES EX FR JUICE	MLT	26732	25347	36077	41628
WINE	MLT	26498	25147	35936	41535
MALT BEVERAGES	MLT	167	168	78	88
FEEDS & FODDERS	NA	---	---	1	0
OILSEEDS AND PRODS	NA	---	---	16269	14933
OILSEEDS & OILNUTS	MT	120	0	236	2
FLAXSEED	MT				
SESAME SEED	MT				
OILS AND WAXES-VEG	MT	12388	10308	16033	14931
CASTOR OIL	MT				
COCONUT OIL	MT				
OLIVE OIL	MT	12368	10206	16011	16800
PALM OIL	MT				
PALM KERNEL OIL	MT				
OILCAKE AND MEAL	MT				
COTTON,EX LINTERS	MT				
COTTON LINTERS	MT				
SEEDS,FIELD & GARDEN	NA	---	---	31	85
NURSERY STOCK	NA	---	---	0	18
OTHER VEG PRODUCTS	NA	---	---	8190	5597

TABLE 2--U.S. AGRICULTURAL IMPORTS: QUANTITY AND VALUE, COUNTRY BY COMMODITY GROUP, FISCAL YEARS 1978 AND 1979

COUNTRY AND COMMODITY GROUP	UNIT	QUANTITY 1978	QUANTITY 1979	VALUE 1978 $1,000	VALUE 1979 $1,000
471 PORTUGAL		---	---	37474	43510
COMPLEMENTARY	NA	---	---	423	444
BANANAS-FRESH	MT				
PLANTAINS-FRESH	MT				
COFFEE-GREEN	MT				
COFFEE-ROASTED	MT	2	1	9	5
COFFEE-SOLUBLE,EXTRACTS	MT				
COCOA BEANS	MT				
COCOA BUTTER	MT				
COCOA-CAKE,POWDER,ETC	MT	0	82	0	200
CHOCOLATE PREPARATIONS	MT	14	15	46	48
TEA-CRUDE OR PREPARED	MT				
SPICES	MT	121	84	102	88
ALLIED GUMS	MT				
RUBBER-CRUDE	MT				
RUBBER-LATEX	MT				
RUBBER-DRY FORM	MT				
SILK-RAW	MT				
WOOL-UNMFD,FREE	MT	0	11	0	25
FIBERS-EX COTTON,JUTE	MT	17	39	6	15
OILS-ESSENTIAL	MT	0	0	13	0
DRUGS	MT	1	3	9	14
OTHER COMPLEMENTARY	NA	---	---	242	93
SUPPLEMENTARY	NA	---	---	37051	43064
ANIMALS & ANIMAL PRODS	NA	---	---	2795	2537
ANIMALS-LIVE,EX PLTRY	NA	---	---	0	6
CATTLE-DUTIABLE	HEAD				
MEATS AND MEAT PRODS	MT	48	11	147	39
MEATS-P,L,AB-482	MT				
MEATS-FRESH,FROZEN	MT				
BEEF AND VEAL	MT				
PORK	MT				
MEATS-PREP,PRES	MT	48	11	147	39
BEEF AND VEAL	MT				
PORK	MT	48	11	147	39
MUTTON,GOAT, & LAMB	MT				
POULTRY & PRODUCTS	NA	---	---	6	0
DAIRY PRODUCTS	NA	---	---	1180	1198
NONFAT DRY MILK	MT				
CHEESE	MT	639	572	1186	1198
CASEIN AND MIXTURES	MT				
FATS OILS AND GREASES	MT				
HIDES AND SKINS	NA	---	---	0	67
SHEEP & LAMB SKINS	MT				
FURSKINS	NA	---	---		
WOOL-UNMD,EX FREE	MT				
SAUSAGE CASINGS	NA	---	---	1432	1146
OTHER ANIMAL PRODUCTS	NA	---	---	24	81
VEGETABLE PRODUCTS	NA	---	---	34256	40529
GRAINS AND PREPS	NA	---	---	94	98
WHEAT-EX SEED,ED	MT				
BARLEY	MT				
BISCUITS,WAFERS	MT	55	91	64	66
FRUITS AND PREPS	NA	---	---	921	1733
FRESH OR FROZEN	MT	0	0	0	0
STRAWBERRIES	MT				
PREPARED OR PRES	MT	980	1585	921	1733
PINEAPPLES	MT	0	0	0	0
FRUIT JUICES	MLT	0	0	0	0
NUTS AND PREPS	NA	---	---	435	638
VEGETABLES AND PREPS	NA	---	---	3300	4148
FRESH OR FROZEN	NA	---	---	90	72
TOMATOES	MT				
PREPARED OR PRES	NA	---	---	3209	4076
OLIVES	MLT	355	240	227	181
MUSHROOMS,CANNED	MT				
HOPS & EXTRACT EG	MT				
SUGAR AND REL PRODS	NA	---	---	6	7
SUGAR-CANE,BEET	MT				
MOLASSES INEDIBLE	MLT				
CONFECTIONERY PRODS	MT	5	4	5	7
SPICES	MT				
TOBACCO,UNMFD	MT	0	55	0	195
TOBACCO-FILLER	MT	0	55	0	195
TOBACCO-SCRAP	MT				
BEVERGES EX FR JUICE	MLT	23876	23958	28412	32499
WINE	MLT	23852	23787	28402	32412
MALT BEVERAGES	MLT	21	125	8	54
FEEDS & FODDERS	NA	---	---	9	8
OILSEEDS AND PRODS	NA	---	---	757	793
OILSEEDS & OILNUTS	MT				
FLAXSEED	MT				
SESAME SEED	MT				
OILS AND WAXES-VEG	MT	358	376	757	793
CASTOR OIL	MT				
COCONUT OIL	MT				
OLIVE OIL	MT	358	375	757	792
PALM OIL	MT				
PALM KERNEL OIL	MT				
OILCAKE AND MEAL	MT				
COTTON,EX LINTERS	MT				
COTTON LINTERS	MT				
SEEDS,FIELD & GARDEN	NA	---	---	45	0
NURSERY STOCK	NA	---	---	2	0
OTHER VEG PRODUCTS	NA	---	---	277	410

TABLE 2--U.S. AGRICULTURAL IMPORTS: QUANTITY AND VALUE, COUNTRY BY COMMODITY GROUP, FISCAL YEARS 1978 AND 1979

COUNTRY AND COMMODITY GROUP	UNIT	QUANTITY 1978	QUANTITY 1979	VALUE 1978 $1,000	VALUE 1979 $1,000
472 GIBRALTAR		---	---	321	165
COMPLEMENTARY	NA	---	---		
BANANAS-FRESH	MT				
PLANTAINS-FRESH	MT				
COFFEE-GREEN	MT				
COFFEE-ROASTED	MT				
COFFEE-SOLUBLE,EXTRACTS	MT				
COCOA BEANS	MT				
COCOA BUTTER	MT				
COCOA-CAKE,POWDER,ETC	MT				
CHOCOLATE PREPARATIONS	MT				
TEA-CRUDE OR PREPARED	MT				
SPICES	MT				
ALLIED GUMS	MT				
RUBBER-CRUDE	MT				
RUBBER-LATEX	MT				
RUBBER-DRY FORM	MT				
SILK-RAW	MT				
WOOL-UNMFD,FREE	MT				
FIBERS-EX COTTON,JUTE	MT				
OILS-ESSENTIAL	MT				
DRUGS	MT				
OTHER COMPLEMENTARY	NA	---	---		
SUPPLEMENTARY	NA	---	---	321	165
ANIMALS & ANIMAL PRODS	NA	---	---	0	0
ANIMALS-LIVE,EX POLTRY	NA	---	---		
CATTLE-DUTIABLE	HND				
MEATS AND MEAT PRODS	MT				
MEATS-P,L,B8-482	MT				
MEATS-FRESH,FROZEN	MT				
BEEF AND VEAL	MT				
PORK	MT				
MEATS-PREP,PRES	MT				
BEEF AND VEAL	MT				
PORK	MT				
MUTTON,GOAT, & LAMB	MT				
POULTRY & PRODUCTS	NA	---	---		
DAIRY PRODUCTS	NA	---	---	0	0
NONFAT DRY MILK	MT				
CHEESE	MT	0	1	0	0
CASEIN AND MIXTURES	MT				
FATS OILS AND GREASES	MT				
HIDES AND SKINS	NA	---	---		
SHEEP & LAMB SKINS	MT				
FURSKINS	NA	---	---		
WOOL-UNMD,EX FREE	MT				
SAUSAGE CASINGS	NA	---	---		
OTHER ANIMAL PRODUCTS	NA	---	---		
VEGETABLE PRODUCTS	NA	---	---	321	161
GRAINS AND PREPS	NA	---	---	11	0
WHEAT-EX SEED,FD	MT				
BARLEY	MT				
BISCUITS,WAFERS	MT				
FRUITS AND PREPS	NA	---	---	1	0
FRESH OR FROZEN	MT				
STRAWBERRIES	MT				
PREPARED OR PRES	MT				
PINEAPPLES	MT				
FRUIT JUICES	MLT	0	0	1	0
NUTS AND PREPS	NA	---	---		
VEGETABLES AND PREPS	NA	---	---		
FRESH OR FROZEN	NA	---	---		
TOMATOES	MT				
PREPARED OR PRES	NA	---	---		
OLIVES	MLT				
MUSHROOMS,CANNED	MT				
HOPS & EXTRACT FD	MT				
SUGAR AND REL PRODS	NA	---	---		
SUGAR-CANE,BEET	MT				
MOLASSES INEDIBLE	MLT				
CONFECTIONERY PRODS	MT				
SPICES	MT				
TOBACCO,UNMFD	MT				
TOBACCO-FILLER	MT				
TOBACCO-SCRAP	MT				
BEVERGES EX FD JUICE	MLT	192	125	294	155
WINE	MLT	192	113	294	147
MALT BEVERAGES	MLT	0	10	0	8
FEEDS & FODDERS	NA	---	---		
OILSEEDS AND PRODS	NA	---	---	0	0
OILSEEDS & OILNUTS	MT				
FLAXSEED	MT				
SESAME SEED	MT				
OILS AND WAXES-VEG	MT	10	0	0	0
CASTOR OIL	MT				
COCONUT OIL	MT				
OLIVE OIL	MT	10	0	0	0
PALM OIL	MT				
PALM KERNEL OIL	MT				
OILCAKE AND MEAL	MT				
COTTON,EX LINTERS	MT				
COTTON LINTERS	MT				
SEEDS,FIELD & GARDEN	NA	---	---		
NURSERY STOCK	NA	---	---		
OTHER VEG PRODUCTS	NA	---	---	6	5

TABLE 2--U.S. AGRICULTURAL IMPORTS: QUANTITY AND VALUE, COUNTRY BY COMMODITY GROUP, FISCAL YEARS 1978 AND 1979

COUNTRY AND COMMODITY GROUP	UNIT	QUANTITY 1978	QUANTITY 1979	VALUE 1978 $1,000	VALUE 1979 $1,000
475 ITALY		---	---	243004	306738
COMPLEMENTARY	NA	---	---	6148	8308
BANANAS-FRESH	MT				
PLANTAINS-FRESH	MT				
COFFEE-GREEN	MT	47	53	174	196
COFFEE-ROASTED	MT	50	51	355	300
COFFEE-SOLUBLE,EXTRACTS	MT	0	0	4	218
COCOA BEANS	MT				
COCOA BUTTER	MT				
COCOA-CAKE,POWDER,ETC	MT	0	0	0	2
CHOCOLATE PREPARATIONS	MT	350	537	1695	2551
TEA-CRUDE OR PREPARED	MT				
SPICES	MT	08	19	151	63
ALLIED GUMS	MT				
RUBBER-CRUDE	MT	439	68	529	87
RUBBER-LATEX	MT				
RUBBER-DRY FORM	MT	439	68	529	87
SILK-RAW	MT				
WOOL-UNMFD,FREE	MT	41	10	88	13
FIBERS-EX COTTON,JUTE	MT				
OILS-ESSENTIAL	MT	79	40	2671	2431
DRUGS	MT	32	17	148	167
OTHER COMPLEMENTARY	NA	---	---	376	278
SUPPLEMENTARY	NA	---	---	236817	300439
ANIMALS & ANIMAL PRODS	NA	---	---	23849	27055
ANIMALS-LIVE,EX PLTRY	NA	---	---	193	1408
CATTLE-DUTIABLE	NO	0	0	4	0
MEATS AND MEAT PRODS	MT	116	121	478	379
MEATS-P.L.88-482	MT				
MEATS-FRESH,FROZEN	MT	28	2	206	17
BEEF AND VEAL	MT				
PORK	MT	2	0	8	0
MEATS-PREP,PRES	MT	84	119	259	361
BEEF AND VEAL	MT	80	72	121	210
PORK	MT	72	49	343	168
MUTTON,GOAT, & LAMB	MT				
POULTRY & PRODUCTS	NA	---	---	170	105
DAIRY PRODUCTS	NA	---	---	21873	23608
NONFAT DRY MILK	MT				
CHEESE	MT	5562	6744	21872	23608
CASEIN AND MIXTURES	MT				
FATS OILS AND GREASES	MT	229	878	217	591
HIDES AND SKINS	NA	---	---	189	239
SHEEP & LAMB SKINS	MT	8	23	31	166
FURSKINS	NA	---	---	153	41
WOOL-UNMFD,EX FREE	MT	0	12	0	67
SAUSAGE CASINGS	NA	---	---	13	5
OTHER ANIMAL PRODUCTS	NA	---	---	726	658
VEGETABLE PRODUCTS	NA	---	---	212967	273384
GRAINS AND PREPS	NA	---	---	6409	8603
WHEAT-EX SEED,FD	MT				
BARLEY	MT				
BISCUITS,WAFERS	MT	357	688	1084	2211
FRUITS AND PREPS	NA	---	---	2195	2633
FRESH OR FROZEN	MT	0	301	0	299
STRAWBERRIES	MT				
PREPARED OR PRES	MT	2113	1067	1423	817
PINEAPPLES	MT	0	1	0	3
FRUIT JUICES	MLT	952	2486	761	1518
NUTS AND PREPS	NA	---	---	5428	3600
VEGETABLES AND PREPS	NA	---	---	10119	9633
FRESH OR FROZEN	NA	---	---	801	275
TOMATOES	MT				
PREPARED OR PRES	NA	---	---	9717	9358
OLIVES	MLT	101	98	79	85
MUSHROOMS,CANNED	MT	10	4	46	25
HOPS & EXTRACT FD	MT				
SUGAR AND REL PRODS	NA	---	---	4995	7004
SUGAR-CANE,BEET	MT				
MOLASSES INEDIBLE	MLT	18	30	819	1040
CONFECTIONERY PRODS	MT	2649	2826	4160	5956
SPICES	MT	21	2	50	5
TOBACCO,UNMFD	MT	9276	11656	13639	17699
TOBACCO-FILLER	MT	8321	5817	12348	8593
TOBACCO-SCRAP	MT	953	5831	1294	9106
BEVERAGES EX FR JUICE	MLT	147342	174033	150045	199808
WINE	MLT	147018	174115	149817	199622
MALT BEVERAGES	MLT	172	246	120	148
FEEDS & FODDERS	NA	---	---	35	10
OILSEEDS AND PRODS	NA	---	---	17968	21946
OILSEEDS & OILNUTS	MT	53	13	59	13
FLAXSEED	MT				
SESAME SEED	MT				
OILS AND WAXES-VEG	MT	13373	18980	17905	21933
CASTOR OIL	MT				
COCONUT OIL	MT				
OLIVE OIL	MT	13363	18760	17896	21600
PALM OIL	MT				
PALM KERNEL OIL	MT				
OILCAKE AND MEAL	MT				
COTTON,EX LINTERS	MT				
COTTON LINTERS	MT				
SEEDS,FIELD & GARDEN	NA	---	---	360	490
NURSERY STOCK	NA	---	---	105	74
OTHER VEG PRODUCTS	NA	---	---	1419	1878

TABLE 2--U.S. AGRICULTURAL IMPORTS: QUANTITY AND VALUE, COUNTRY BY COMMODITY GROUP, FISCAL YEARS 1978 AND 1979

COUNTRY AND COMMODITY GROUP	UNIT	QUANTITY 1978	QUANTITY 1979	VALUE 1978 $1,000	VALUE 1979 $1,000
502 SYRIA					
COMPLEMENTARY	NA	***	***	6768	6561
BANANAS-FRESH	MT			823	718
PLANTAINS-FRESH	MT				
COFFEE-GREEN	MT				
COFFEE-ROASTED	MT				
COFFEE-SOLUBLE,EXTRACTS	MT				
COCOA BEANS	MT				
COCOA BUTTER	MT				
COCOA-CAKE,POWDER,ETC	MT				
CHOCOLATE PREPARATIONS	MT				
TEA-CRUDE OR PREPARED	MT				
SPICES	MT	18	10	57	31
ALLIED GUMS	MT				
RUBBER-CRUDE	MT				
RUBBER-LATEX	MT				
RUBBER-DRY FORM	MT				
SILK-RAW	MT				
WOOL-UNMFD,FREE	MT	370	239	741	457
FIBERS-EX COTTON,JUTE	MT				
OILS-ESSENTIAL	MT				
DRUGS	MT	0	329	0	224
OTHER COMPLEMENTARY	NA	***	***	25	7
SUPPLEMENTARY	NA	***	***	5965	5843
ANIMALS & ANIMAL PRODS	NA	***	***	158	591
ANIMALS-LIVE,EX PLTRY	NA	***	***		
CATTLE-DUTTABLE	NNO				
MEATS AND MEAT PRODS	MT				
MEATS-P.L.88-482	MT				
MEATS-FRESH,FROZEN	MT				
BEEF AND VEAL	MT				
PORK	MT				
MEATS-PREP,PRES	MT				
BEEF AND VEAL	MT				
PORK	MT				
MUTTON-GOAT, & LAMB	MT				
POULTRY & PRODUCTS	NA	***	***		
DAIRY PRODUCTS	NA	***	***		
NONFAT DRY MILK	MT				
CHEESE	MT				
CASEIN AND MIXTURES	MT				
FATS OILS AND GREASES	MT				
HIDES AND SKINS	NA	***	***	53	205
SHEEP & LAMB SKINS	MT	16	38	53	205
FURSKINS	NA	***	***		
WOOL-UNMFD,EX FREE	MT				
SAUSAGE CASINGS	NA	***	***	105	386
OTHER ANIMAL PRODUCTS	NA	***	***		
VEGETABLE PRODUCTS	NA	***	***	5788	5252
GRAINS AND PREPS	NA	***	***	17	21
WHEAT-EX SEED,FD	MT				
BARLEY	MT				
BISCUITS,WAFERS	MT				
FRUITS AND PREPS	NA	***	***	88	118
FRESH OR FROZEN	MT				
STRAWBERRIES	MT				
PREPARED OR PRES	MT	25	58	48	93
PINEAPPLES	MT				
FRUIT JUICES	MLT	0	37	0	25
NUTS AND PREPS	NA	***	***	0	510
VEGETABLES AND PREPS	NA	***	***	11	10
FRESH OR FROZEN	NA	***	***	0	0
TOMATOES	MT				
PREPARED OR PRES	NA	***	***	2	10
OLIVES	MLT				
MUSHROOMS,CANNED	MT				
HOPS & EXTRACT FD	MT				
SUGAR AND REL PRODS	NA	***	***	24	16
SUGAR-CANE,BEET	MT				
MOLASSES INEDIBLE	MLT				
CONFECTIONERY PRODS	MT	0	0	0	0
SPICES	MT	0	1	0	4
TOBACCO,UNMFD	MT	1917	1345	5686	4523
TOBACCO-FILLER	MT	1857	1345	5658	4523
TOBACCO-SCRAP	MT	60	0	28	0
BEVERAGES EX FR JUICE	MLT				
WINE	MLT				
MALT BEVERAGES	MLT				
FEEDS & FODDERS	NA	***	***		
OILSEEDS AND PRODS	NA	***	***		
OILSEEDS & OILNUTS	MT				
FLAXSEED	MT				
SESAME SEED	MT				
OILS AND WAXES-VEG	MT				
CASTOR OIL	MT				
COCONUT OIL	MT				
OLIVE OIL	MT				
PALM OIL	MT				
PALM KERNEL OIL	MT				
OILCAKE AND MEAL	MT				
COTTON,EX LINTERS	MT				
COTTON LINTERS	MT	0	648	0	49
SEEDS,FIELD & GARDEN	NA	***	***		
NURSERY STOCK	NA	***	***	1	0
OTHER VEG PRODUCTS	NA	***	***	0	1

TABLE 2 --U.S. AGRICULTURAL IMPORTS: QUANTITY AND VALUE, COUNTRY BY COMMODITY GROUP, FISCAL YEARS 1978 AND 1979

COUNTRY AND COMMODITY GROUP	UNIT	QUANTITY 1978	QUANTITY 1979	VALUE 1978 $1,000	VALUE 1979 $1,000
SOU LEBANON		---	---	6055	9007
COMPLEMENTARY	NA	---	---	177	121
BANANAS-FRESH	MT				
PLANTAINS-FRESH	MT				
COFFEE-GREEN	MT				
COFFEE-ROASTED	MT				
COFFEE-SOLUBLE,EXTRACTS	MT				
COCOA BEANS	MT				
COCOA BUTTER	MT				
COCOA-CAKE,POWDER,ETC	MT				
CHOCOLATE PREPARATIONS	MT				
TEA-CRUDE OR PREPARED	MT				
SPICES	MT	128	2	131	4
ALLIED GUMS	MT				
RUBBER-CRUDE	MT				
RUBBER-LATEX	MT				
RUBBER-DRY FORM	MT				
SILK-RAW	MT				
WOOL-UNMFD,FREE	MT	26	63	65	117
FIBERS-EX COTTON,JUTE	MT				
OILS-ESSENTIAL	MT				
DRUGS	MT				
OTHER COMPLEMENTARY	NA	---	---	1	0
SUPPLEMENTARY	NA	---	---	5879	8886
ANIMALS & ANIMAL PRODS	NA	---	---	97	129
ANIMALS-LIVE,EX POLTRY	NA	---	---		
CATTLE-DUTTABLE	NNO				
MEATS AND MEAT PRODS	MT				
MEATS-P,L,AB-AR2	MT				
MEATS-FRESH,FROZEN	MT				
BEEF AND VEAL	MT				
PORK	MT				
MEATS-PREP,PRES	MT				
BEEF AND VEAL	MT				
PORK	MT				
MUTTON,GOAT, & LAMB	MT				
POULTRY & PRODUCTS	NA	---	---		
DAIRY PRODUCTS	NA	---	---		
NONFAT DRY MILK	MT				
CHEESE	MT				
CASEIN AND MIXTURES	MT				
FATS OILS AND GREASES	MT				
HIDES AND SKINS	NA	---	---	0	116
SHEEP & LAMB SKINS	MT	0	16	0	116
FURSKINS	NA	---	---		
WOOL-UNMD,EX FREE	MT				
SAUSAGE CASINGS	NA	---	---	97	13
OTHER ANIMAL PRODUCTS	NA	---	---		
VEGETABLE PRODUCTS	NA	---	---	5781	8757
GRAINS AND PREPS	NA	---	---	37	41
WHEAT-EX SEED,FD	MT				
BARLEY	MT				
BISCUITS,WAFERS	MT	0	0	0	1
FRUITS AND PREPS	NA	---	---	0	1
FRESH OR FROZEN	MT				
STRAWBERRIES	MT				
PREPARED OR PRES	MT				
PINEAPPLES	MT				
FRUIT JUICES	MLT	17	1	9	1
NUTS AND PREPS	NA	---	---	69	0
VEGETABLES AND PREPS	NA	---	---	26	34
FRESH OR FROZEN	NA	---	---		
TOMATOES	MT				
PREPARED OR PRES	NA	---	---	26	34
OLIVES	MLT				
MUSHROOMS,CANNED	MT				
HOPS & EXTRACT FD	MT				
SUGAR AND REL PRODS	NA	---	---	40	48
SUGAR-CANE,BEET	MT				
MOLASSES INEDIBLE	MLT				
CONFECTIONERY PRODS	MT	18	15	37	34
SPICES	MT				
TOBACCO,UNMFD	MT	2304	2913	5558	8612
TOBACCO-FILLER	MT	1958	2774	5338	8556
TOBACCO-SCRAP	MT	356	139	220	55
BEVERAGES EX FD JUICE	MLT	0	6	0	11
WINE	MLT	0	6	0	11
MALT BEVERAGES	MLT				
FEEDS & FODDERS	NA	---	---		
OILSEEDS AND PRODS	NA	---	---	36	10
OILSEEDS & OILNUTS	MT	33	0	26	0
FLAXSEED	MT				
SES&MF SEED	MT				
OILS AND WAXES-VEG	MT	6	4	10	10
CASTOR OIL	MT				
COCONUT OIL	MT				
OLIVE OIL	MT				
PALM OIL	MT				
PALM KERNEL OIL	MT				
OILCAKE AND MEAL	MT				
COTTON,EX LINTERS	MT				
COTTON LINTERS	MT				
SEEDS,FIELD & GARDEN	NA	---	---	0	0
NURSERY STOCK	NA	---	---		
OTHER VEG PRODUCTS	NA	---	---	5	5

TABLE 2--U.S. AGRICULTURAL IMPORTS: QUANTITY AND VALUE, COUNTRY BY COMMODITY GROUP, FISCAL YEARS 1978 AND 1979

COUNTRY AND COMMODITY GROUP	UNIT	QUANTITY 1978	QUANTITY 1979	VALUE 1978 $1,000	VALUE 1979 $1,000
SOS TRAQ		***	***	3376	3872
COMPLEMENTARY	NA	***	***	573	948
BANANAS-FRESH	MT	1508	0	187	0
PLANTAINS-FRESH	MT				
COFFEE-GREEN	MT				
COFFEE-ROASTED	MT				
COFFEE-SOLUBLE,EXTRACTS	MT				
COCOA BEANS	MT				
COCOA BUTTER	MT				
COCOA-CAKE,POWDER,ETC	MT				
CHOCOLATE PREPARATIONS	MT				
TEA-CRUDE OR PREPARED	MT				
SPICES	MT				
ALLIED GUMS	MT				
RUBBER-CRUDE	MT				
RUBBER-LATEX	MT				
RUBBER-DRY FORM	MT				
SILK-RAW	MT				
WOOL-UNMFD,FREE	MT	238	185	386	298
FIBERS-EX COTTON,JUTE	MT				
OILS-ESSENTIAL	MT				
DRUGS	MT	0	1921	0	652
OTHER COMPLEMENTARY	NA	***	***	0	1
SUPPLEMENTARY	NA	***	***	2803	2928
ANIMALS & ANIMAL PRODS	NA	***	***		
ANIMALS-LIVE,EX POLTRY	NA	***	***		
CATTLE-DUTIABLE	HND				
MEATS AND MEAT PRODS	MT				
MEATS-P,L,BB-4R2	MT				
MEATS-FRESH,FROZEN	MT				
BEEF AND VEAL	MT				
PORK	MT				
MEATS-PREP,PRES	MT				
BEEF AND VEAL	MT				
PORK	MT				
MUTTON,GOAT, & LAMB	MT				
POULTRY & PRODUCTS	NA	***	***		
DAIRY PRODUCTS	NA	***	***		
NONFAT DRY MILK	MT				
CHEESE	MT				
CASEIN AND MIXTURES	MT				
FATS OILS AND GREASES	MT				
HIDES AND SKINS	NA	***	***		
SHEEP & LAMB SKINS	MT				
FURSKINS	NA	***	***		
WOOL-UNMFD,EX FREE	MT				
SAUSAGE CASINGS	NA	***	***		
OTHER ANIMAL PRODUCTS	NA	***	***		
VEGETABLE PRODUCTS	NA	***	***	2803	2928
GRAINS AND PREPS	NA	***	***	0	14
WHEAT-EX SEED,FD	MT				
BARLEY	MT				
BISCUITS,WAFERS	MT				
FRUITS AND PREPS	NA	***	***	2796	2884
FRESH OR FROZEN	MT				
STRAWBERRIES	MT				
PREPARED OR PRES	MT	4497	4565	2656	2884
PINEAPPLES	MT				
FRUIT JUICES	MLT	1231	0	140	0
NUTS AND PREPS	NA	***	***	6	0
VEGETABLES AND PREPS	NA	***	***	0	5
FRESH OR FROZEN	NA	***	***		
TOMATOES	MT				
PREPARED OR PRES	NA	***	***	0	5
OLIVES	MLT				
MUSHROOMS,CANNED	MT				
HOPS & EXTRACT FD	MT				
SUGAR AND REL PRODS	NA	***	***	0	26
SUGAR-CANE,BEET	MT				
MOLASSES INFDTBLE	MLT				
CONFECTIONERY PRODS	MT				
SPICES	MT				
TOBACCO,UNMFD	MT	1	0	1	0
TOBACCO-FILLER	MT	1	0	1	0
TOBACCO-SCRAP	MT				
BEVERAGES EX FR JUICE	MLT				
WINE	MLT				
MALT BEVERAGES	MLT				
FEEDS & FODDERS	NA	***	***		
OILSEDS AND PRODS	NA	***	***		
OILSEEDS & OILNUTS	MT				
FLAXSEED	MT				
SESAME SEED	MT				
OILS AND WAXES-VEG	MT				
CASTOR OIL	MT				
COCONUT OIL	MT				
OLIVE OIL	MT				
PALM OIL	MT				
PALM KERNEL OIL	MT				
OILCAKE AND MEAL	MT				
COTTON,EX LINTERS	MT				
COTTON LINTERS	MT				
SEEDS,FIELD & GARDEN	NA	***	***		
NURSERY STOCK	NA	***	***		
OTHER VEG PRODUCTS	NA	***	***		

TABLE 2--U.S. AGRICULTURAL IMPORTS: QUANTITY AND VALUE, COUNTRY BY COMMODITY GROUP, FISCAL YEARS 1978 AND 1979

COUNTRY AND COMMODITY GROUP	UNIT	QUANTITY 1978	QUANTITY 1979	VALUE 1978 $1,000	VALUE 1979 $1,000
507 IRAN		---	---	73566	99031
COMPLEMENTARY	NA	---	---	9738	6437
BANANAS-FRESH	MT				
PLANTAINS-FRESH	MT				
COFFEE-GREEN	MT				
COFFEE-ROASTED	MT				
COFFEE-SOLUBLE,EXTRACTS	MT				
COCOA BEANS	MT				
COCOA BUTTER	MT				
COCOA-CAKE,POWDER,ETC	MT				
CHOCOLATE PREPARATIONS	MT				
TEA-CRUDE OR PREPARED	MT				
SPICES	MT	3530	1976	5048	4270
ALLIED GUMS	MT				
RUBBER-CRUDE	MT				
RUBBER-LATEX	MT				
RUBBER-DRY FORM	MT				
SILK-RAW	MT				
WOOL-UNMFD,FREE	MT	24	0	28	0
FIBERS-EX COTTON,JUTE	MT				
OILS-ESSENTIAL	MT				
DRUGS	MT	6308	1924	4064	2158
OTHER COMPLEMENTARY	NA	---	---	0	0
SUPPLEMENTARY	NA	---	---	63828	92594
ANIMALS & ANIMAL PRODS	NA	---	---	30751	41765
ANIMALS-LIVE,EX PLTRY	NA	---	---		
CATTLE-DUTTABLE	NNO				
MEATS AND MEAT PRODS	MT				
MEATS-P,L,BB-CAR	MT				
MEATS-FRESH,FROZEN	MT				
BEEF AND VEAL	MT				
PORK	MT				
MEATS-PREP,PRES	MT				
BEEF AND VEAL	MT				
PORK	MT				
MUTTON,GOAT, & LAMB	MT				
POULTRY & PRODUCTS	NA	---	---		
DAIRY PRODUCTS	NA	---	---	1	0
NONFAT DRY MILK	MT				
CHEESE	MT				
CASEIN AND MIXTURES	MT				
FATS OILS AND GREASES	MT				
HIDES AND SKINS	NA	---	---	28715	40028
SHEEP & LAMB SKINS	MT	6969	6796	27734	38142
FURSKINS	NA	---	---		
WOOL-UNMD,EX FREE	MT	237	168	2013	1741
SAUSAGE CASINGS	NA	---	---		
OTHER ANIMAL PRODUCTS	NA	---	---	22	0
VEGETABLE PRODUCTS	NA	---	---	15077	50829
GRAINS AND PREPS	NA	---	---	96	0
WHEAT-EX SEED,FD	MT				
BARLEY	MT				
BISCUITS,WAFERS	MT				
FRUITS AND PREPS	NA	---	---	6800	11051
FRESH OR FROZEN	MT				
STRAWBERRIES	MT				
PREPARED OR PRES	MT	11071	14798	6797	11051
PINEAPPLES	MT				
FRUIT JUICES	MLT	36	0	3	0
NUTS AND PREPS	NA	---	---	25992	39744
VEGETABLES AND PREPS	NA	---	---	0	0
FRESH OR FROZEN	NA	---	---		
TOMATOES	MT				
PREPARED OR PRES	NA	---	---	0	0
OLIVES	MLT				
MUSHROOMS,CANNED	MT				
HOPS & EXTRACT FD	MT				
SUGAR AND REL PRODS	NA	---	---		
SUGAR-CANE,BEET	MT				
MOLASSES INEDIBLE	MLT				
CONFECTIONERY PRODS	MT				
SPICES	MT				
TOBACCO,UNMFD	MT	29	14	46	34
TOBACCO-FILLER	MT	29	14	46	34
TOBACCO-SCRAP	MT				
BEVERAGES EX FR JUICE	MLT				
WINE	MLT				
MALT BEVERAGES	MLT				
FEEDS & FODDERS	NA	---	---		
OILSEDS AND PRODS	NA	---	---	185	0
OILSEDS & OILNUTS	MT	81	0	149	0
FLAXSEED	MT				
SESAME SEED	MT				
OILS AND WAXES-VEG	MT				
CASTOR OIL	MT				
COCONUT OIL	MT				
OLIVE OIL	MT				
PALM OIL	MT				
PALM KERNEL OIL	MT				
OILCAKE AND MEAL	MT				
COTTON,EX LINTERS	MT				
COTTON LINTERS	MT				
SEEDS,FIELD & GARDEN	NA	---	---	3	0
NURSERY STOCK	NA	---	---		
OTHER VEG PRODUCTS	NA	---	---		

TABLE 2 --U.S. AGRICULTURAL IMPORTS: QUANTITY AND VALUE, COUNTRY BY COMMODITY GROUP, FISCAL YEARS 1978 AND 1979

COUNTRY AND COMMODITY GROUP	UNIT	QUANTITY 1978	QUANTITY 1979	VALUE 1978 $1,000	VALUE 1979 $1,000
508 ISRAEL		---	---	21768	24901
COMPLEMENTARY	NA	---	---	2777	4335
BANANAS-FRESH	MT				
PLANTAINS-FRESH	MT				
COFFEE-GREEN	MT				
COFFEE-ROASTED	MT				
COFFEE-SOLUBLE,EXTRACTS	MT	0	30	0	600
COCOA BEANS	MT				
COCOA BUTTER	MT				
COCOA-CAKE,POWDER,ETC	MT	7	1	13	7
CHOCOLATE PREPARATIONS	MT	411	372	787	975
TEA-CRUDE OR PREPARED	MT				
SPICES	MT	10	215	10	268
ALLIED GUMS	MT				
RUBBER-CRUDE	MT				
RUBBER-LATEX	MT				
RUBBER-DRY FORM	MT				
SILK-RAW	MT				
WOOL-UNMFD,FREE	MT	3	0	5	0
FIBERS-EX COTTON,JUTE	MT				
OILS-ESSENTIAL	MT	3	2	15	11
DRUGS	MT	738	807	1978	2390
OTHER COMPLEMENTARY	NA	---	---	16	88
SUPPLEMENTARY	NA	---	---	18981	20567
ANIMALS & ANIMAL PRODS	NA	---	---	2553	1748
ANIMALS-LIVE,EX PLTRY	NA	---	---		
CATTLE-DUTTABLE	MNO				
MEATS AND MEAT PRODS	MT				
MEATS-P.L.A8-482	MT				
MEATS-FRESH,FROZEN	MT				
BEEF AND VEAL	MT				
PORK	MT				
MEATS-PREP,PRES	MT				
BEEF AND VEAL	MT				
PORK	MT				
MUTTON,GOAT, & LAMB	MT				
POULTRY & PRODUCTS	NA	---	---	1362	728
DAIRY PRODUCTS	NA	---	---	1137	928
NONFAT DRY MILK	MT				
CHEESE	MT	734	630	1137	928
CASEIN AND MIXTURES	MT				
FATS OILS AND GREASES	MT	0	0	0	0
HIDES AND SKINS	NA	---	---	0	0
SHEEP & LAMB SKINS	MT				
FURSKINS	NA	---	---		
WOOL-UNMD,EX FREE	MT				
SAUSAGE CASINGS	NA	---	---		
OTHER ANIMAL PRODUCTS	NA	---	---	50	87
VEGETABLE PRODUCTS	NA	---	---	16431	18823
GRAINS AND PREPS	NA	---	---	2831	3065
WHEAT-EX SEED,FD	MT				
BARLEY	MT				
BISCUITS,WAFERS	MT	1042	1333	1051	1586
FRUITS AND PREPS	NA	---	---	4908	5231
FRESH OR FROZEN	MT	5074	4886	1811	1153
STRAWBERRIES	MT	2	7	3	7
PREPARED OR PRES	MT	3777	4290	2378	3122
PINEAPPLES	MT				
FRUIT JUICES	MLT	3627	4159	728	955
NUTS AND PREPS	NA	---	---	69	1
VEGETABLES AND PREPS	NA	---	---	4665	5053
FRESH OR FROZEN	NA	---	---	128	248
TOMATOES	MT				
PREPARED OR PRES	NA	---	---	4537	4804
OLIVES	MLT	148	191	117	200
MUSHROOMS,CANNED	MT				
HOPS & EXTRACT FD	MT				
SUGAR AND REL PRODS	NA	---	---	420	406
SUGAR-CANE,BEET	MT				
MOLASSES INFOTBLE	MLT				
CONFECTIONERY PRODS	MT	304	563	402	389
SPICES	MT	0	0	0	0
TOBACCO,UNMFD	MT	77	3	216	0
TOBACCO-FILLER	MT	77	0	216	0
TOBACCO-SCRAP	MT				
BEVERAGES EX FR JUICE	MLT	1750	1678	1390	1697
WINE	MLT	1699	1631	1369	1678
MALT BEVERAGES	MLT	0	5	0	2
FEEDS & FODDERS	NA	---	---		
OILSEEDS AND PRODS	NA	---	---	29	0
OILSEEDS & OILNUTS	MT	55	0	28	0
FLAXSEED	MT				
SESAME SEED	MT				
OILS AND WAXES-VEG	MT	0	0	1	0
CASTOR OIL	MT				
COCONUT OIL	MT				
OLIVE OIL	MT	0	0	0	0
PALM OIL	MT				
PALM KERNEL OIL	MT				
OILCAKE AND MEAL	MT				
COTTON,EX LINTERS	MT				
COTTON LINTERS	MT				
SEEDS,FIELD & GARDEN	NA	---	---	552	695
NURSERY STOCK	NA	---	---	1175	2466
OTHER VEG PRODUCTS	NA	---	---	175	209

Reproduced from best available copy.

TABLE 2 -- U.S. AGRICULTURAL IMPORTS: QUANTITY AND VALUE, COUNTRY BY COMMODITY GROUP, FISCAL YEARS 1978 AND 1979

COUNTRY AND COMMODITY GROUP	UNIT	QUANTITY 1978	QUANTITY 1979	VALUE 1978 $1,000	VALUE 1979 $1,000
511 JORDAN		***	***	67	20
COMPLEMENTARY	NA	***	***	8	20
BANANAS-FRESH	MT				
PLANTAINS-FRESH	MT	17	0	8	0
COFFEE-GREEN	MT				
COFFEE-ROASTED	MT				
COFFEE-SOLUBLE,EXTRACTS	MT				
COCOA BEANS	MT				
COCOA BUTTER	MT				
COCOA-CAKE,POWDER,ETC	MT				
CHOCOLATE PREPARATIONS	MT				
TEA-CRUDE OR PREPARED	MT				
SPICES	MT				
ALLIED GUMS	MT				
RUBBER-CRUDE	MT				
RUBBER-LATEX	MT				
RUBBER-DRY FORM	MT				
SILK-RAW	MT				
WOOL-UNMFD,FREE	MT	0	14	0	20
FIBERS-EX COTTON,JUTE	MT				
OILS-ESSENTIAL	MT				
DRUGS	MT				
OTHER COMPLEMENTARY	NA	***	***		
SUPPLEMENTARY	NA	***	***	63	0
ANIMALS & ANIMAL PRODS	NA	***	***		
ANIMALS-LIVE,EX PLTRY	NA	***	***		
CATTLE-DUTTABLE	NNO				
MEATS AND MEAT PRODS	MT				
MEATS-P.L.88-482	MT				
MEATS-FRESH,FROZEN	MT				
BEEF AND VEAL	MT				
PORK	MT				
MEATS-PREP,PRES	MT				
BEEF AND VEAL	MT				
PORK	MT				
MUTTON,GOAT, & LAMB	MT				
POULTRY & PRODUCTS	NA	***	***		
DAIRY PRODUCTS	NA	***	***		
NONFAT DRY MILK	MT				
CHEESE	MT				
CASEIN AND MIXTURES	MT				
FATS OILS AND GREASES	MT				
HIDES AND SKINS	NA	***	***		
SHEEP & LAMB SKINS	MT				
FURSKINS	NA	***	***		
WOOL-UNMD,EX FREE	MT				
SAUSAGE CASINGS	NA	***	***		
OTHER ANIMAL PRODUCTS	NA	***	***		
VEGETABLE PRODUCTS	NA	***	***	67	0
GRAINS AND PREPS	NA	***	***		
WHEAT-EX SEED,FD	MT				
BARLEY	MT				
BISCUITS,WAFERS	MT				
FRUITS AND PREPS	NA	***	***	5	0
FRESH OR FROZEN	MT	12	0	5	0
STRAWBERRIES	MT				
PREPARED OR PRES	MT				
PINEAPPLES	MT				
FRUIT JUICES	MLT				
NUTS AND PREPS	NA	***	***		
VEGETABLES AND PREPS	NA	***	***	59	0
FRESH OR FROZEN	NA	***	***		
TOMATOES	MT				
PREPARED OR PRES	NA	***	***	59	0
OLIVES	MLT				
MUSHROOMS,CANNED	MT				
HOPS & EXTRACT EQ	MT				
SUGAR AND REL PRODS	NA	***	***		
SUGAR-CANE,BEET	MT				
MOLASSES INEDIBLE	MLT				
CONFECTIONERY PRODS	MT				
SEED 5A	MT				
TOBACCO,UNMFD	MT				
TOBACCO-FILLER	MT				
TOBACCO-SCRAP	MT				
BEVERAGES EX FR JUICE	MLT				
WINE	MLT				
MALT BEVERAGES	MLT				
FEEDS & FODDERS	NA	***	***		
OILSEEDS AND PRODS	NA	***	***		
OILSEEDS & OILNUTS	MT				
FLAXSEED	MT				
SESAME SEED	MT				
OILS AND WAXES-VEG	MT				
CASTOR OIL	MT				
COCONUT OIL	MT				
OLIVE OIL	MT				
PALM OIL	MT				
PALM KERNEL OIL	MT				
OILCAKE AND MEAL	MT				
COTTON,EX LINTERS	MT				
COTTON LINTERS	MT				
SEEDS,FIELD & GARDEN	NA	***	***		
NURSERY STOCK	NA	***	***		
OTHER VEG PRODUCTS	NA	***	***		

TABLE 2--U.S. AGRICULTURAL IMPORTS: QUANTITY AND VALUE, COUNTRY BY COMMODITY GROUP, FISCAL YEARS 1978 AND 1979

COUNTRY AND COMMODITY GROUP	UNIT	QUANTITY 1978	QUANTITY 1979	VALUE 1978 $1,000	VALUE 1979 $1,000
517 SAUDI ARABIA		---	---	4	8R
COMPLEMENTARY	NA	---	---		
BANANAS-FRESH	MT				
PLANTAINS-FRESH	MT				
COFFEE-GREEN	MT				
COFFEE-ROASTED	MT				
COFFEE-SOLUBLE,EXTRACTS	MT				
COCOA BEANS	MT				
COCOA BUTTER	MT				
COCOA-CAKE,POWDER,ETC	MT				
CHOCOLATE PREPARATIONS	MT				
TEA-CRUDE OR PREPARED	MT				
SPICES	MT				
ALLIED GUMS	MT				
RUBBER-CRUDE	MT				
RUBBER-LATEX	MT				
RUBBER-DRY FORM	MT				
SILK-RAW	MT				
WOOL-UNMFD,FREE	MT				
FIBERS-EX COTTON,JUTE	MT				
OILS-ESSENTIAL	MT				
DRUGS	MT				
OTHER COMPLEMENTARY	NA	---	---		
SUPPLEMENTARY	NA	---	---	4	8R
ANIMALS & ANIMAL PRODS	NA	---	---	4	8R
ANIMALS-LIVE,EX PLTRY	NA	---	---	4	0
CATTLE-DUTIABLE	HNO				
MEATS AND MEAT PRODS	MT				
MEATS-P,L,BB-BR2	MT				
MEATS-FRESH,FROZEN	MT				
BEEF AND VEAL	MT				
PORK	MT				
MEATS-PREP,PRES	MT				
BEEF AND VEAL	MT				
PORK	MT				
MUTTON,GOAT, & LAMB	MT				
POULTRY & PRODUCTS	NA	---	---		
DAIRY PRODUCTS	NA	---	---		
NONFAT DRY MILK	MT				
CHEESE	MT				
CASEIN AND MIXTURES	MT				
FATS OILS AND GREASES	MT				
HIDES AND SKINS	NA	---	---	0	8R
SHEEP & LAMB SKINS	MT	0	50	0	8R
FURSKINS	NA	---	---		
WOOL-UNMFD,EX FREE	MT				
SAUSAGE CASINGS	NA	---	---		
OTHER ANIMAL PRODUCTS	NA	---	---		
VEGETABLE PRODUCTS	NA	---	---		
GRAINS AND PREPS	NA	---	---		
WHEAT-EX SEED,ED	MT				
BARLEY	MT				
BISCUITS,WAFERS	MT				
FRUITS AND PREPS	NA	---	---		
FRESH OR FROZEN	MT				
STRAWBERRIES	MT				
PREPARED OR PRES	MT				
PINEAPPLES	MT				
FRUIT JUICES	MLT				
NUTS AND PREPS	NA	---	---		
VEGETABLES AND PREPS	NA	---	---		
FRESH OR FROZEN	NA	---	---		
TOMATOES	MT				
PREPARED OR PRES	NA	---	---		
OLIVES	MLT				
MUSHROOMS,CANNED	MT				
HOPS & EXTRACT EQ	MT				
SUGAR AND REL PRODS	NA	---	---		
SUGAR-CANE,BEET	MT				
MOLASSES INEDIBLE	MLT				
CONFECTIONERY PRODS	MT				
SPICES	MT				
TOBACCO,UNMFD	MT				
TOBACCO-FILLER	MT				
TOBACCO-SCRAP	MT				
BEVERAGES EX FR JUICE	MLT				
WINE	MLT				
MALT BEVERAGES	MLT				
FEEDS & FODDERS	NA	---	---		
OILSEDS AND PRODS	NA	---	---		
OILSEDS & OILNUTS	MT				
FLAXSEED	MT				
SESAME SEED	MT				
OILS AND WAXES-VEG	MT				
CASTOR OIL	MT				
COCONUT OIL	MT				
OLIVE OIL	MT				
PALM OIL	MT				
PALM KERNEL OIL	MT				
OILCAKE AND MEAL	MT				
COTTON,EX LINTERS	MT				
COTTON LINTERS	MT				
SEEDS,FIELD & GARDEN	NA	---	---		
NURSERY STOCK	NA	---	---		
OTHER VEG PRODUCTS	NA	---	---		

TABLE 2--U.S. AGRICULTURAL IMPORTS: QUANTITY AND VALUE, COUNTRY BY COMMODITY GROUP, FISCAL YEARS 1978 AND 1979

COUNTRY AND COMMODITY GROUP	UNIT	QUANTITY 1978	QUANTITY 1979	VALUE 1978 $1,000	VALUE 1979 $1,000
518 QATAR		---	---	0	0
COMPLEMENTARY	NA	---	---		
BANANAS-FRESH	MT				
PLANTAINS-FRESH	MT				
COFFEE-GREEN	MT				
COFFEE-ROASTED	MT				
COFFEE-SOLUBLE,EXTRACTS	MT				
COCOA BEANS	MT				
COCOA BUTTER	MT				
COCOA-CAKE,POWDER,ETC	MT				
CHOCOLATE PREPARATIONS	MT				
TEA-CRUDE OR PREPARED	MT				
SPICES	MT				
ALLIED GUMS	MT				
RUBBER-CRUDE	MT				
RUBBER-LATEX	MT				
RUBBER-DRY FORM	MT				
SILK-RAW	MT				
WOOL-UNMFD,FREE	MT				
FIBERS-EX COTTON,JUTE	MT				
OILS-ESSENTIAL	MT				
DRUGS	MT				
OTHER COMPLEMENTARY	NA	---	---		
SUPPLEMENTARY	NA	---	---	0	0
ANIMALS & ANIMAL PRODS	NA	---	---		
ANIMALS-LIVE,EX PLTRY	NA	---	---		
CATTLE-DUTTABLE	HNO				
MEATS AND MEAT PRODS	MT				
MEATS-P,L,BB-BB2	MT				
MEATS-FRESH,FROZEN	MT				
BEEF AND VEAL	MT				
PORK	MT				
MEATS-PREP,PRES	MT				
BEEF AND VEAL	MT				
PORK	MT				
MUTTON,GOAT, & LAMB	MT				
POULTRY & PRODUCTS	NA	---	---		
DAIRY PRODUCTS	NA	---	---		
NONFAT DRY MILK	MT				
CHEESE	MT				
CASEIN AND MIXTURES	MT				
FATS OILS AND GREASES	MT				
HIDES AND SKINS	NA	---	---		
SHEEP & LAMB SKINS	MT				
FURSKINS	NA	---	---		
WOOL-UND,EX FREE	MT				
SAUSAGE CASINGS	NA	---	---		
OTHER ANIMAL PRODUCTS	NA	---	---		
VEGETABLE PRODUCTS	NA	---	---	0	0
GRAINS AND PREPS	NA	---	---		
WHEAT-EX SEED,ED	MT				
BARLEY	MT				
BISCUITS,WAFERS	MT				
FRUITS AND PREPS	NA	---	---		
FRESH OR FROZEN	MT				
STRAWBERRIES	MT				
PREPARED OR PRES	MT				
PINEAPPLES	MT				
FRUIT JUICES	MLT				
NUTS AND PREPS	NA	---	---		
VEGETABLES AND PREPS	NA	---	---		
FRESH OR FROZEN	NA	---	---		
TOMATOES	MT				
PREPARED OR PRES	NA	---	---		
OLIVES	MLT				
MUSHROOMS,CANNED	MT				
HOPS & EXTRACT FU	MT				
SUGAR AND REL PRODS	NA	---	---		
SUGAR-CANE,BEET	MT				
MOLASSES INEDIBLE	MLT				
CONFECTIONERY PRODS	MT				
SPICES	MT				
TOBACCO,UNMFD	MT				
TOBACCO-FILLER	MT				
TOBACCO-SCRAP	MT				
BEVERAGES EX FR JUICE	MLT				
WINE	MLT				
MALT BEVERAGES	MLT				
FEEDS & FODDERS	NA	---	---	0	0
OILSEEDS AND PRODS	NA	---	---		
OILSEEDS & OILNUTS	MT				
FLAXSEED	MT				
SESAME SEED	MT				
OILS AND WAXES-VEG	MT				
CASTOR OIL	MT				
COCONUT OIL	MT				
OLIVE OIL	MT				
PALM OIL	MT				
PALM KERNEL OIL	MT				
OILCAKE AND MEAL	MT				
COTTON,EX LINTERS	MT				
COTTON LINTERS	MT				
SEEDS,FIELD & GARDEN	NA	---	---		
NURSERY STOCK	NA	---	---		
OTHER VEG PRODUCTS	NA	---	---		

TABLE 2--U.S. AGRICULTURAL IMPORTS: QUANTITY AND VALUE, COUNTRY BY COMMODITY GROUP, FISCAL YEARS 1978 AND 1979

COUNTRY AND COMMODITY GROUP	UNIT	QUANTITY 1978	QUANTITY 1979	VALUE 1978 $1,000	VALUE 1979 $1,000
520 UNITED ARAB EMIRATES		---	---	2	7
COMPLEMENTARY	NA	---	---	0	6
BANANAS-FRESH	MT				
PLANTAINS-FRESH	MT				
COFFEE-GREEN	MT				
COFFEE-ROASTED	MT				
COFFEE-SOLUBLE,EXTRACTS	MT				
COCOA BEANS	MT				
COCOA BUTTER	MT				
COCOA-CAKE,POWDER,ETC	MT				
CHOCOLATE PREPARATIONS	MT				
TEA-CRUDE OR PREPARED	MT				
SPICES	MT				
ALLIED GUMS	MT				
RUBBER-CRUDE	MT				
RUBBER-LATEX	MT				
RUBBER-DRY FORM	MT				
SILK-RAW	MT				
WOOL-UNMFD,FREE	MT				
FIBERS-EX COTTON,JUTE	MT				
OILS-ESSENTIAL	MT	0	0	0	6
DRUGS	MT				
OTHER COMPLEMENTARY	NA	---	---		
SUPPLEMENTARY	NA	---	---	2	0
ANIMALS & ANIMAL PRODS	NA	---	---	2	0
ANIMALS-LIVE,EX POLTRY	NA	---	---		
CATTLE-DUTTABLE	NMB				
MEATS AND MEAT PRODS	MT				
MEATS-P,L,RB-HRZ	MT				
MEATS-FRESH,FROZEN	MT				
BEEF AND VEAL	MT				
PORK	MT				
MEATS-PREP,PRES	MT				
BEEF AND VEAL	MT				
PORK	MT				
MUTTON,GOAT, & LAMB	MT				
POULTRY & PRODUCTS	NA	---	---	2	0
DAIRY PRODUCTS	NA	---	---		
NONFAT DRY MILK	MT				
CHEESE	MT				
CASEIN AND MIXTURES	MT				
FATS OILS AND GREASES	MT				
HIDES AND SKINS	NA	---	---		
SHEEP & LAMB SKINS	MT				
FURSKINS	NA	---	---		
WOOL-UNMFD,EX FREE	MT				
SAUSAGE CASINGS	NA	---	---		
OTHER ANIMAL PRODUCTS	NA	---	---		
VEGETABLE PRODUCTS	NA	---	---	0	0
GRAINS AND PREPS	NA	---	---		
WHEAT-EX SEED,FD	MT				
BARLEY	MT				
BISCUITS,WAFERS	MT				
FRUITS AND PREPS	NA	---	---		
FRESH OR FROZEN	MT				
STRAWBERRIES	MT				
PREPARED OR PRES	MT				
PINEAPPLES	MT				
FRUIT JUICES	MLT				
NUTS AND PREPS	NA	---	---		
VEGETABLES AND PREPS	NA	---	---	0	0
FRESH OR FROZEN	NA	---	---		
TOMATOES	MT				
PREPARED OR PRES	NA	---	---	0	0
OLIVES	MLT				
MUSHROOMS,CANNED	MT				
HOPS & EXTRACTS	MT				
SUGAR AND REL PRODS	NA	---	---		
SUGAR-CANE,BEET	MT				
MOLASSES INEDIBLE	MLT				
CONFECTIONERY PRODS	MT				
SPICES	MT				
TOBACCO,UNMFD	MT				
TOBACCO-FILLER	MT				
TOBACCO-SCRAP	MT				
BEVERAGES EX FR JUICE	MLT				
WINE	MLT				
MALT BEVERAGES	MLT				
FEEDS & FODDERS	NA	---	---		
OILSEDS AND PRODS	NA	---	---		
OILSEDS & OILNUTS	MT				
FLAXSEED	MT				
SESAME SEED	MT				
OILS AND WAXES-VEG	MT				
CASTOR OIL	MT				
COCONUT OIL	MT				
OLIVE OIL	MT				
PALM OIL	MT				
PALM KERNEL OIL	MT				
OILCAKE AND MEAL	MT				
COTTON,EX LINTERS	MT				
COTTON LINTERS	MT				
SEEDS,FIELD & GARDEN	NA	---	---		
NURSERY STOCK	NA	---	---		
OTHER VEG PRODUCTS	NA	---	---		

TABLE 2--U.S. AGRICULTURAL IMPORTS: QUANTITY AND VALUE, COUNTRY BY COMMODITY GROUP, FISCAL YEARS 1978 AND 1979

COUNTRY AND COMMODITY GROUP	UNIT	QUANTITY 1978	QUANTITY 1979	VALUE 1978 $1,000	VALUE 1979 $1,000
079 YUGOSLAVIA		---	---	105479	97403
COMPLEMENTARY	NA	---	---	3232	2428
BANANAS-FRESH	MT				
PLANTAINS-FRESH	MT				
COFFEE-GREEN	MT				
COFFEE-ROASTED	MT				
COFFEE-SOLUBLE,EXTRACTS	MT				
COCOA BEANS	MT				
COCOA BUTTER	MT				
COCOA-CAKE,POWDER,ETC	MT	100	20	681	81
CHOCOLATE PREPARATIONS	MT	18	14	19	33
TEA-CRUDE OR PREPARED	MT	2	0	2	0
SPICES	MT	647	648	901	1386
ALLIED GUMS	MT				
RUBBER-CRUDE	MT				
RUBBER-LATEX	MT				
RUBBER-DRY FORM	MT				
SILK-RAW	MT				
WOOL-UNMFD,FREE	MT				
FIBERS-EX COTTON,JUTE	MT				
OILS-ESSENTIAL	MT	32	28	879	786
DRUGS	MT	61	2	598	6
OTHER COMPLEMENTARY	NA	---	---	172	134
SUPPLEMENTARY	NA	---	---	102287	94975
ANIMALS & ANIMAL PRODS	NA	---	---	71286	66125
ANIMALS-LIVE,EX POULTRY	NA	---	---		
CATTLE-DUTIABLE	1000				
MEATS AND MEAT PRODS	MT	17832	17094	57888	58747
MEATS-P.L.88-482	MT				
MEATS-FRESH,FROZEN	MT				
BEEF AND VEAL	MT				
PORK	MT				
MEATS-PREP,PRES	MT	17832	17094	57888	58747
BEEF AND VEAL	MT				
PORK	MT	17799	17052	57644	58417
MUTTON,GOAT, & LAMB	MT				
POULTRY & PRODUCTS	NA	---	---	11259	5578
DAIRY PRODUCTS	NA	---	---	443	961
NONFAT DRY MILK	MT				
CHEESE	MT	265	247	443	961
CASEIN AND MIXTURES	MT				
FATS OILS AND GREASES	MT				
HIDES AND SKINS	NA	---	---	251	0
SHEEP & LAMB SKINS	MT	45	0	214	0
FURSKINS	NA	---	---	37	0
WOOL-UNMFD-EX FREE	MT				
SAUSAGE CASINGS	NA	---	---	447	77
OTHER ANIMAL PRODUCTS	NA	---	---	1003	1262
VEGETABLE PRODUCTS	NA	---	---	30960	28850
GRAINS AND PREPS	NA	---	---	79	93
WHEAT-EX SEED,ED	MT				
BARLEY	MT				
BISCUITS,WAFERS	MT	89	84	69	59
FRUITS AND PREPS	NA	---	---	915	1466
FRESH OR FROZEN	MT	0	1	0	1
STRAWBERRIES	MT	0	1	0	1
PREPARED OR PRES	MT	32	32	38	41
PINEAPPLES	MT				
FRUIT JUICES	MLT	8040	8545	877	1425
NUTS AND PREPS	NA	---	---	0	4
VEGETABLES AND PREPS	NA	---	---	2691	3459
FRESH OR FROZEN	NA	---	---	2	0
TOMATOES	MT				
PREPARED OR PRES	NA	---	---	2689	3459
OLIVES	MLT	0	7	0	18
MUSHROOMS,CANNED	MT				
NSPS & EXTRACT EQ	MT	800	987	2035	2927
SUGAR AND REL PRODS	NA	---	---	169	94
SUGAR-CANE,BEET	MT				
MOLASSES INEDIBLE	MLT				
CONFECTIONERY PRODS	MT	51	19	145	56
SPICES	MT	22	3	26	4
TOBACCO,UNMFD	MT	7519	4633	25548	22578
TOBACCO-FILLER	MT	7519	4631	25548	22578
TOBACCO-SCRAP	MT	0	2	0	1
BEVERAGES EX FR JUICE	MLT	577	383	508	329
WINE	MLT	360	220	392	247
MALT BEVERAGES	MLT	216	162	116	75
FEEDS & FODDERS	NA	---	---		
OILSEEDS AND PRODS	NA	---	---	5	59
OILSEEDS & OILNUTS	MT	0	89	1	57
FLAXSEED	MT	0	0	0	0
SESAME SEED	MT				
OILS AND WAXES-VEG	MT	1	1	5	2
CASTOR OIL	MT				
COCONUT OIL	MT				
OLIVE OIL	MT				
PALM OIL	MT				
PALM KERNEL OIL	MT				
OILCAKE AND MEAL	MT				
COTTON,EX LINTERS	MT				
COTTON LINTERS	MT				
SEEDS,FIELD & GARDEN	NA	---	---	967	721
NURSERY STOCK	NA	---	---		
OTHER VEG PRODUCTS	NA	---	---	52	42

TABLE 2 -- U.S. AGRICULTURAL IMPORTS: QUANTITY AND VALUE, COUNTRY BY COMMODITY GROUP, FISCAL YEARS 1978 AND 1979

COUNTRY AND COMMODITY GROUP	UNIT	QUANTITY 1978	QUANTITY 1979	VALUE 1978 $1,000	VALUE 1979 $1,000
481 ALBANIA		---	---	903	2099
COMPLEMENTARY	NA	---	---	866	1898
BANANAS-FRESH	MT				
PLANTAINS-FRESH	MT				
COFFEE-GREEN	MT				
COFFEE-ROASTED	MT				
COFFEE-SOLUBLE,EXTRACTS	MT				
COCOA BEANS	MT				
COCOA BUTTER	MT				
COCOA-CAKE,POWDER,ETC	MT				
CHOCOLATE PREPARATIONS	MT				
TEA-CRUDE OR PREPARED	MT				
SPICES	MT	620	624	866	1895
ALLIED GUMS	MT				
RUBBER-CRUDE	MT				
RUBBER-LATEX	MT				
RUBBER-DRY FORM	MT				
SILK-RAW	MT				
WOOL-UNMFD,FREE	MT				
FIBERS-EX COTTON,JUTE	MT				
OILS-ESSENTIAL	MT				
DRUGS	MT				
OTHER COMPLEMENTARY	NA	---	---	0	3
SUPPLEMENTARY	NA	---	---	37	201
ANIMALS & ANIMAL PRODS	NA	---	---	37	21
ANIMALS-LIVE,EX PLTRY	NA	---	---		
CATTLE-DUTTABLE	NNO				
MEATS AND MEAT PRODS	MT				
MEATS-P,L,B&-BRZ	MT				
MEATS-FRESH,FROZEN	MT				
BEEF AND VEAL	MT				
PORK	MT				
MEATS-PREP,PRES	MT				
BEEF AND VEAL	MT				
PORK	MT				
MUTTON,GOAT, & LAMB	MT				
POULTRY & PRODUCTS	NA	---	---		
DAIRY PRODUCTS	NA	---	---		
NONFAT DRY MILK	MT				
CHEESE	MT				
CASEIN AND MIXTURES	MT				
FATS OILS AND GREASES	MT				
HIDES AND SKINS	NA	---	---	37	21
SHEEP & LAMB SKINS	MT				
FURSKINS	NA	---	---	37	21
WOOL-UNMFD,EX FREE	MT				
SAUSAGE CASINGS	NA	---	---		
OTHER ANIMAL PRODUCTS	NA	---	---		
VEGETABLE PRODUCTS	NA	---	---	0	180
GRAINS AND PREPS	NA	---	---		
WHEAT-EX SEED,FD	MT				
BARLEY	MT				
BISCUITS,WAFERS	MT				
FRUITS AND PREPS	NA	---	---		
FRESH OR FROZEN	MT				
STRAWBERRIES	MT				
PREPARED OR PRES	MT				
PINEAPPLES	MT				
FRUIT JUICES	MLT				
NUTS AND PREPS	NA	---	---		
VEGETABLES AND PREPS	NA	---	---		
FRESH OR FROZEN	NA	---	---		
TOMATOES	MT				
PREPARED OR PRES	NA	---	---		
OLIVES	MLT				
MUSHROOMS,CANNED	MT				
HOPS & EXTRACT FD	MT				
SUGAR AND REL PRODS	NA	---	---		
SUGAR-CANE,BEET	MT				
MOLASSES INEDIBLE	MLT				
CONFECTIONERY PRODS	MT				
SPICES	MT				
TOBACCO,UNMFD	MT	0	86	0	180
TOBACCO-FILLER	MT	0	86	0	180
TOBACCO-SCRAP	MT				
BEVERAGES EX FR JUICE	MLT				
WINE	MLT				
MALT BEVERAGES	MLT				
FEEDS & FODDERS	NA	---	---		
OILSEEDS AND PRODS	NA	---	---		
OILSEEDS & OILNUTS	MT				
FLAXSEED	MT				
SESAME SEED	MT				
OILS AND WAXES-VEG	MT				
CASTOR OIL	MT				
COCONUT OIL	MT				
OLIVE OIL	MT				
PALM OIL	MT				
PALM KERNEL OIL	MT				
OILCAKE AND MEAL	MT				
COTTON,EX LINTERS	MT				
COTTON LINTERS	MT				
SEEDS,FIELD & GARDEN	NA	---	---		
NURSERY STOCK	NA	---	---		
OTHER VEG PRODUCTS	NA	---	---		

Reproduced from best available copy.

TABLE 2--U.S. AGRICULTURAL IMPORTS: QUANTITY AND VALUE, COUNTRY BY COMMODITY GROUP, FISCAL YEARS 1978 AND 1979

COUNTRY AND COMMODITY GROUP	UNIT	QUANTITY 1978	QUANTITY 1979	VALUE 1978 $1,000	VALUE 1979 $1,000
484 GREECE		---	---	57581	67036
COMPLEMENTARY	NA	---	---	2023	2329
BANANAS-FRESH	MT				
PLANTAINS-FRESH	MT				
COFFEE-GREEN	MT				
COFFEE-ROASTED	MT	39	43	284	249
COFFEE-SOLUBLE,EXTRACTS	MT	2	0	10	0
COCOA BEANS	MT				
COCOA BUTTER	MT				
COCOA-CAKE,POWDER,ETC	MT				
CHOCOLATE PREPARATIONS	MT	9	45	15	61
TEA-CRUDE OR PREPARED	MT				
SPICES	MT	613	729	1712	2012
ALLIED GUMS	MT				
RUBBER-CRUDE	MT				
RUBBER-LATEX	MT				
RUBBER-ONY FORM	MT				
SILK-RAW	MT				
WOOL-UNMFD,FREE	MT				
FIBERS-EX COTTON,JUTE	MT				
OILS-ESSENTIAL	MT				
DRUGS	MT				
OTHER COMPLEMENTARY	NA	---	---	42	7
SUPPLEMENTARY	NA	---	---	55558	64706
ANIMALS & ANIMAL PRODS	NA	---	---	1752	2343
ANIMALS-LIVE,EX PLTRY	NA	---	---		
CATTLE-DUTIABLE	NMB				
MEATS AND MEAT PRODS	MT				
MEATS-P,L,BB-NB2	MT				
MEATS-FRESH,FROZEN	MT				
BEEF AND VEAL	MT				
PORK	MT				
MEATS-PREP,PRES	MT				
BEEF AND VEAL	MT				
PORK	MT				
MUTTON,GOAT, & LAMB	MT				
POULTRY & PRODUCTS	NA	---	---	0	3
DAIRY PRODUCTS	NA	---	---	1423	2146
NONFAT DRY MILK	MT				
CHEESE	MT	500	706	1423	2146
CASEIN AND MIXTURES	MT				
FATS OILS AND GREASES	MT	61	36	114	75
HIDES AND SKINS	NA	---	---	74	35
SHEEP & LAMB SKINS	MT	0	0	0	0
FURSKINS	NA	---	---	70	35
WOOL-UNMD,EX FREE	MT	0	0	0	0
SAUSAGE CASINGS	NA	---	---		
OTHER ANIMAL PRODUCTS	NA	---	---	141	85
VEGETABLE PRODUCTS	NA	---	---	53806	62363
GRAINS AND PREPS	NA	---	---	595	809
WHEAT-EX SEED,ED	MT				
BARLEY	MT				
BISCUITS,WAFERS	MT	0	1	1	2
FRUITS AND PREPS	NA	---	---	3686	7776
FRESH OR FROZEN	MT	7	88	4	50
STRAWBERRIES	MT				
PREPARED OR PRES	MT	5949	5800	3682	7656
PINEAPPLES	MT				
FRUIT JUICES	MLT	0	298	0	70
NUTS AND PREPS	NA	---	---	1	24
VEGETABLES AND PREPS	NA	---	---	6657	6478
FRESH OR FROZEN	NA	---	---	7	28
TOMATOES	MT				
PREPARED OR PRES	NA	---	---	6650	6450
OLIVES	MLT	3552	2758	2746	2846
MUSHROOMS,CANNED	MT				
HOPS & EXTRACT EQ	MT				
SUGAR AND REL PRODS	NA	---	---	163	165
SUGAR-CANE,BEET	MT	0	7620	0	13
MOLASSES INEDIBLE	MLT				
CONFECTIONERY PRODS	MT	86	61	113	92
SPICES	MT				
TOBACCO,UNMFD	MT	11255	12965	39660	40058
TOBACCO-FILLER	MT	11097	12610	39477	43779
TOBACCO-SCRAP	MT	128	338	181	277
BEVERAGES EX FR JUICE	MLT	2545	2292	2329	2243
WINE	MLT	2506	2220	2312	2206
MALT BEVERAGES	MLT	39	66	17	37
FEEDS & FODDERS	NA	---	---		
OILSEEDS AND PRODS	NA	---	---	700	773
OILSEEDS & OILNUTS	MT	98	0	105	0
FLAXSEED	MT				
SESAME SEED	MT				
OILS AND WAXES-VEG	MT	448	547	595	773
CASTOR OIL	MT				
COCONUT OIL	MT				
OLIVE OIL	MT	438	547	588	773
PALM OIL	MT				
PALM KERNEL OIL	MT				
OILCAKE AND MEAL	MT				
COTTON,EX LINTERS	MT				
COTTON LINTERS	MT				
SEEDS,FIELD & GARDEN	NA	---	---		
NURSERY STOCK	NA	---	---		
OTHER VEG PRODUCTS	NA	---	---	9	38

TABLE 2.--U.S. AGRICULTURAL IMPORTS: QUANTITY AND VALUE, COUNTRY BY COMMODITY GROUP, FISCAL YEARS 1978 AND 1979

COUNTRY AND COMMODITY GROUP	UNIT	QUANTITY 1978	QUANTITY 1979	VALUE 1978 $1,000	VALUE 1979 $1,000
485 ROMANIA		---	---	29074	31810
COMPLEMENTARY	NA	---	---	671	232
BANANAS-FRESH	MT				
PLANTAINS-FRESH	MT				
COFFEE-GREEN	MT				
COFFEE-ROASTED	MT				
COFFEE-SOLUBLE,EXTRACTS	MT				
COCOA BEANS	MT				
COCOA BUTTER	MT				
COCOA-CAKE,POWDER,ETC	MT				
CHOCOLATE PREPARATIONS	MT				
TEA-CRUDE OR PREPARED	MT				
SPICES	MT	573	427	504	171
ALLIED GUMS	MT				
RUBBER-CRUDE	MT				
RUBBER-LATEX	MT				
RUBBER-DRY FORM	MT				
SILK-RAW	MT				
WOOL-UNMFD,FREE	MT	40	14	89	32
FIBERS-EX COTTON,JUTE	MT				
OILS-ESSENTIAL	MT	0	0	3	2
DRUGS	MT	5	1	2	1
OTHER COMPLEMENTARY	NA	---	---	23	26
SUPPLEMENTARY	NA	---	---	28403	31578
ANIMALS & ANIMAL PRODS	NA	---	---	26209	29676
ANIMALS-LIVE,EX POULTRY	NA	---	---		
CATTLE-DUTTABLE	NUM				
MEATS AND MEAT PRODS	MT	6982	8051	20492	28178
MEATS-P,L,AB-AR2	MT				
MEATS-FRESH,FROZEN	MT	43	59	66	136
BEEF AND VEAL	MT				
PORK	MT				
MEATS-PREP,PRES	MT	6939	7992	20426	28042
BEEF AND VEAL	MT	92	204	104	249
PORK	MT	6848	7847	20386	27920
MUTTON,GOAT, & LAMB	MT				
POULTRY & PRODUCTS	NA	---	---	2358	1967
DAIRY PRODUCTS	NA	---	---	3358	4057
NONFAT DRY MILK	MT				
CHEESE	MT	1643	2147	3358	4057
CASEIN AND MIXTURES	MT				
FATS OILS AND GREASES	MT				
HIDES AND SKINS	NA	---	---		
SHEEP & LAMB SKINS	MT				
FURSKINS	NA	---	---		
WOOL-UNMD,EX FREE	MT				
SAUSAGE CASINGS	NA	---	---		
OTHER ANIMAL PRODUCTS	NA	---	---	0	370
VEGETABLE PRODUCTS	NA	---	---	2194	1902
GRAINS AND PREPS	NA	---	---	180	179
WHEAT-EX SEED,ED	MT				
BARLEY	MT				
BISCUITS,WAFERS	MT				
FRUITS AND PREPS	NA	---	---	681	349
FRESH OR FROZEN	MT				
STRAWBERRIES	MT				
PREPARED OR PRES	MT	10	30	12	15
PINEAPPLES	MT				
FRUIT JUICES	MLT	3941	1589	669	333
NUTS AND PREPS	NA	---	---		
VEGETABLES AND PREPS	NA	---	---	274	174
FRESH OR FROZEN	NA	---	---		
TOMATOES	MT				
PREPARED OR PRES	NA	---	---	274	174
OLIVES	MLT	0	24	0	17
MUSHROOMS,CANNED	MT	66	70	132	153
HOPS & EXTRACTS EQ	MT				
SUGAR AND REL PRODS	NA	---	---		
SUGAR-CANE,BEET	MT				
MOLASSES INFOTBLE	MLT				
CONFECTIONERY PRODS	MT				
SPICES	MT				
TOBACCO,UNMFD	MT	198	204	309	279
TOBACCO-FILLER	MT	67	33	171	87
TOBACCO-SCRAP	MT	134	171	138	192
BEVERAGES EX FR JUICE	MLT	753	584	467	458
WINE	MLT	753	584	467	458
MALT BEVERAGES	MLT	0	0	0	0
FEEDS & FODDERS	NA	---	---		
OILSEEDS AND PRODS	NA	---	---	252	374
OILSEEDS & OILNUTS	MT	369	580	252	342
FLAXSEED	MT				
SESAME SEED	MT				
OILS AND WAXES-VEG	MT	0	23	0	32
CASTOR OIL	MT				
COCONUT OIL	MT				
OLIVE OIL	MT	0	23	0	32
PALM OIL	MT				
PALM KERNEL OIL	MT				
OILCAKE AND MEAL	MT				
COTTON,EX LINTERS	MT				
COTTON LINTERS	MT				
SEEDS,FIELD & GARDEN	NA	---	---	31	52
NURSERY STOCK	NA	---	---		
OTHER VEG PRODUCTS	NA	---	---	0	36

TABLE 2--U.S. AGRICULTURAL IMPORTS: QUANTITY AND VALUE, COUNTRY BY COMMODITY GROUP, FISCAL YEARS 1978 AND 1979

COUNTRY AND COMMODITY GROUP	UNIT	QUANTITY 1978	QUANTITY 1979	VALUE 1978 $1,000	VALUE 1979 $1,000
487 BULGARIA		---	---	24090	23745
COMPLEMENTARY	NA	---	---	297	983
BANANAS-FRESH	MT				
PLANTAINS-FRESH	MT				
COFFEE-GREEN	MT				
COFFEE-ROASTED	MT				
COFFEE-SOLUBLE,EXTRACTS	MT				
COCOA BEANS	MT				
COCOA BUTTER	MT				
COCOA-CAKE,POWDER,ETC	MT				
CHOCOLATE PREPARATIONS	MT				
TEA-CRUDE OR PREPARED	MT				
SPICES	MT	16	76	31	116
ALLIED GUMS	MT				
RUBBER-CRUDE	MT				
RUBBER-LATEX	MT				
RUBBER-DRY FORM	MT				
SILK-RAW	MT				
WOOL-UNMFD,FREE	MT				
FIBERS-EX COTTON,JUTE	MT				
OILS-ESSENTIAL	MT	1	4	158	818
DRUGS	MT	83	2	75	3
OTHER COMPLEMENTARY	NA	---	---	34	10
SUPPLEMENTARY	NA	---	---	25793	22802
ANIMALS & ANIMAL PRODS	NA	---	---	1001	1271
ANIMALS-LIVE,EX PLTRY	NA	---	---		
CATTLE-DUTIABLE	NMB				
MEATS AND MEAT PRODS	MT	0	37	0	102
* MEATS-P,L,A&-ARZ	MT				
MEATS-FRESH,FROZEN	MT				
BEEF AND VEAL	MT				
PORK	MT				
MEATS-PREP,PRES	MT	0	37	0	102
BEEF AND VEAL	MT				
PORK	MT	0	37	0	102
MUTTON,GOAT, & LAMB	MT				
POULTRY & PRODUCTS	NA	---	---		
DAIRY PRODUCTS	NA	---	---	887	1166
NONFAT DRY MILK	MT				
CHEESE	MT	674	673	887	1166
CASEIN AND MIXTURES	MT				
FATS OILS AND GREASES	MT				
HIDES AND SKINS	NA	---	---	114	3
SHEEP & LAMB SKINS	MT				
FURSKINS	NA	---	---	114	3
WOOL-UNMD,EX FREE	MT				
SAUSAGE CASINGS	NA	---	---		
OTHER ANIMAL PRODUCTS	NA	---	---		
VEGETABLE PRODUCTS	NA	---	---	24792	21531
GRAINS AND PREPS	NA	---	---		
WHEAT-EX SEED,FD	MT				
BARLEY	MT				
BISCUITS,WAFERS	MT				
FRUITS AND PREPS	NA	---	---	141	34
FRESH OR FROZEN	MT				
STRAWBERRIES	MT				
PREPARED OR PRES	MT	0	19	0	34
PINEAPPLES	MT				
FRUIT JUICES	MLT	821	0	141	0
NUTS AND PREPS	NA	---	---		
VEGETABLES AND PREPS	NA	---	---	9	12
FRESH OR FROZEN	NA	---	---		
TOMATOES	MT				
PREPARED OR PRES	NA	---	---	9	12
OLIVES	MLT				
MUSHROOMS,CANNED	MT				
MDPS & EXTRACT FD	MT				
SUGAR AND NFL PRODS	NA	---	---		
SUGAR,CANE,BEET	MT				
MOLASSES INEDIBLE	MLT				
CONFECTIONERY PRODS	MT				
SPICES	MT	97	128	139	164
TOBACCO,UNMFD	MT	7723	6760	24493	21318
TOBACCO-FILLER	MT	7723	6760	24493	21318
TOBACCO-SCRAP	MT				
BEVERAGES EX FR JUICE	MLT				
WINE	MLT				
MALT BEVERAGES	MLT				
FEEDS & FODDERS	NA	---	---		
OILSEEDS AND PRODS	NA	---	---		
OILSEEDS & OILNUTS	MT				
FLAXSEED	MT				
SESAME SEED	MT				
OILS AND WAXES-VEG	MT				
CASTOR OIL	MT				
COCONUT OIL	MT				
OLIVE OIL	MT				
PALM OIL	MT				
PALM KERNEL OIL	MT				
OILCAKE AND MEAL	MT				
COTTON,EX LINTERS	MT				
COTTON LINTERS	MT				
SEEDS,FIELD & GARDEN	NA	---	---		
NURSERY STOCK	NA	---	---		
OTHER VEG PRODUCTS	NA	---	---	10	3

TABLE 2--U.S. AGRICULTURAL IMPORTS: QUANTITY AND VALUE, COUNTRY BY COMMODITY GROUP, FISCAL YEARS 1978 AND 1979

COUNTRY AND COMMODITY GROUP	UNIT	QUANTITY 1978	QUANTITY 1979	VALUE 1978 $1,000	VALUE 1979 $1,000
489 TURKEY		---	---	142964	155497
COMPLEMENTARY	NA	---	---	3414	3115
BANANAS-FRESH	MT				
PLANTAINS-FRESH	MT				
COFFEE-GREEN	MT				
COFFEE-ROASTED	MT				
COFFEE-SOLUBLE,EXTRACTS	MT				
COCOA BEANS	MT				
COCOA BUTTER	MT	1	0	2	0
COCOA-CAKE,POWDER,ETC	MT				
CHOCOLATE PREPARATIONS	MT				
TEA-CRUDE OR PREPARED	MT				
SPICES	MT	968	1063	1601	1858
ALLIED GUMS	MT				
RUBBER-CRUDE	MT				
RUBBER-LATEX	MT				
RUBBER-DRY FORM	MT				
SILK-RAW	MT				
WOOL-UNMFD,FREE	MT				
FIBERS-EX COTTON,JUTE	MT				
OILS-ESSENTIAL	MT	0	0	50	203
DRUGS	MT	2723	1432	1427	1054
OTHER COMPLEMENTARY	NA	---	---	333	2
SUPPLEMENTARY	NA	---	---	139550	152382
ANIMALS & ANIMAL PRODS	NA	---	---	803	781
ANIMALS-LIVE,EX PLTRY	NA	---	---		
CATTLE-DUTIABLE	NNO				
MEATS AND MEAT PRODS	MT	11	6	70	45
MEATS-P,L,BB-4B2	MT				
MEATS-FRESH,FROZEN	MT	0	0	0	0
BEEF AND VEAL	MT				
PORK	MT				
MEATS-PREP,PPES	MT	11	6	69	45
BEEF AND VEAL	MT				
PORK	MT				
MUTTON,GOAT, & LAMB	MT				
POULTRY & PRODUCTS	NA	---	---		
DAIRY PRODUCTS	NA	---	---		
NONFAT DRY MILK	MT				
CHEESE	MT				
CASEIN AND MIXTURES	MT				
FATS OILS AND GREASES	MT				
HIDES AND SKINS	NA	---	---	618	3
SHEEP & LAMB SKINS	MT	154	0	588	0
FURSKINS	NA	---	---	30	3
WOOL-UMD,EX FREE	MT	3	11	31	105
SAUSAGE CASINGS	NA	---	---		
OTHER ANIMAL PRODUCTS	NA	---	---	85	128
VEGETABLE PRODUCTS	NA	---	---	138747	152101
GRAINS AND PREPS	NA	---	---	9	26
WHEAT,EX SEED,ED	MT				
BARLEY	MT				
BISCUITS,WAFERS	MT				
FRUITS AND PREPS	NA	---	---	5230	12600
FRESH OR FROZEN	MT				
STRAWBERRIES	MT				
PREPARED OR PRES	MT	3115	7382	4728	11976
PINEAPPLES	MT				
FRUIT JUICES	MLT	3315	3116	503	624
NUTS AND PREPS	NA	---	---	8603	11118
VEGETABLES AND PREPS	NA	---	---	1243	936
FRESH OR FROZEN	NA	---	---	36	7
TOMATOES	MT				
PREPARED OR PRES	NA	---	---	1207	929
OLIVES	MLT	0	16	0	22
MUSHROOMS,CANNED	MT				
HOPS & EXTRACT FO	MT				
SUGAR AND REL PRODS	NA	---	---	10	11
SUGAR-CANE,BEET	MT				
MOLASSES INEDIBLE	MLT				
CONFECTIONERY PRODS	MT	6	4	10	8
SPICES	MT	50	35	70	91
TOBACCO,UNMFD	MT	41703	45503	123281	127005
TOBACCO-FILLER	MT	39267	40729	122136	125232
TOBACCO-SCRAP	MT	2436	4774	1145	1772
BEVERAGES EX FR JUICE	MLT				
WINE	MLT				
MALT BEVERAGES	MLT				
FEEDS & FODDERS	NA	---	---		
OILSEEDS AND PRODS	NA	---	---	227	265
OILSEEDS & OILNUTS	MT	373	449	227	265
FLAXSEED	MT				
SESAME SEED	MT				
OILS AND WAXES-VEG	MT				
CASTOR OIL	MT				
COCONUT OIL	MT				
OLIVE OIL	MT				
PALM OIL	MT				
PALM KERNEL OIL	MT				
OILCAKE AND MEAL	MT				
COTTON,EX LINTERS	MT				
COTTON LINTERS	MT				
SEEDS,FIELD & GARDEN	NA	---	---	1	2
NURSERY STOCK	NA	---	---	7	5
OTHER VEG PRODUCTS	NA	---	---	67	82

TABLE 2--U.S. AGRICULTURAL IMPORTS: QUANTITY AND VALUE, COUNTRY BY COMMODITY GROUP, FISCAL YEARS 1978 AND 1979

COUNTRY AND COMMODITY GROUP	UNIT	QUANTITY 1978	QUANTITY 1979	VALUE 1978 $1,000	VALUE 1979 $1,000
491: CYPRUS		---	---	1708	1017
COMPLEMENTARY	NA	---	---	1137	152
BANANAS-FRESH	MT				
PLANTAINS-FRESH	MT				
COFFEE-GREEN	MT				
COFFEE-ROASTED	MT	0	0	0	1
COFFEE-SOLUBLE,EXTRACTS	MT				
COCOA BEANS	MT				
COCOA BUTTER	MT				
COCOA-CAKE,POWDER,ETC	MT				
CHOCOLATE PREPARATIONS	MT				
TEA-CRUDE OR PREPARED	MT				
SPICES	MT	0	1	1	3
ALLIED GUMS	MT				
RUBBER-CRUDE	MT				
RUBBER-LATEX	MT				
RUBBER-DRY FORM	MT				
SILK-RAW	MT				
WOOL-UNMFD,FREE	MT				
FIBERS-EX COTTON,JUTE	MT				
OILS-ESSENTIAL	MT				
DRUGS	MT	0	0	1	0
OTHER COMPLEMENTARY	NA	---	---	1135	149
SUPPLEMENTARY	NA	---	---	567	865
ANIMALS & ANIMAL PRODS	NA	---	---	110	237
ANIMALS-LIVE,EX PLTRY	NA	---	---		
CATTLE-DUTIABLE	HNO				
MEATS AND MEAT PRODS	MT				
MEATS-P.L.88-482	MT				
MEATS-FRESH,FROZEN	MT				
BEEF AND VEAL	MT				
PORK	MT				
MEATS-PREP,PRES	MT				
BEEF AND VEAL	MT				
PORK	MT				
MUTTON,GOAT, & LAMB	MT				
POULTRY & PRODUCTS	NA	---	---	8	0
DAIRY PRODUCTS	NA	---	---	103	237
NONFAT DRY MILK	MT				
CHEESE	MT	34	85	103	237
CASEIN AND MIXTURES	MT				
FATS OILS AND GREASES	MT				
HIDES AND SKINS	NA	---	---		
SHEEP & LAMB SKINS	MT				
FURSKINS	NA	---	---		
WOOL-UNMFD,EX FREE	MT				
SAUSAGE CASINGS	NA	---	---		
OTHER ANIMAL PRODUCTS	NA	---	---		
VEGETABLE PRODUCTS	NA	---	---	457	628
GRAINS AND PREPS	NA	---	---	0	1
WHEAT-EX SEED,FD	MT				
BARLEY	MT				
BISCUITS,WAFERS	MT				
FRUITS AND PREPS	NA	---	---	6	4
FRESH OR FROZEN	MT				
STRAWBERRIES	MT				
PREPARED OR PRES	MT	14	9	6	4
PINEAPPLES	MT				
FRUIT JUICES	MLT				
NUTS AND PREPS	NA	---	---	0	164
VEGETABLES AND PREPS	NA	---	---	12	15
FRESH OR FROZEN	NA	---	---	1	0
TOMATOES	MT				
PREPARED OR PRES	NA	---	---	11	15
OLIVES	MLT	1	1	1	1
MUSHROOMS,CANNED	MT				
HERB & EXTRACT FD	MT				
SUGAR AND MOL PRODS	NA	---	---	11	3
SUGAR-CANE,BEET	MT				
MOLASSES INEDIBLE	MLT	0	0	1	0
CONFECTIONERY PRODS	MT	11	1	10	1
SPICES	MT				
TOBACCO,UNMFD	MT	158	134	399	365
TOBACCO-FILLER	MT	155	128	380	342
TOBACCO-SCRAP	MT	3	6	12	23
BEVERGES EX FR JUICE	MLT	30	35	36	35
WINE	MLT	14	35	20	35
MALT BEVERAGES	MLT	16	0	12	0
FEEDS & FODDERS	NA	---	---		
OILSEEDS AND PRODS	NA	---	---		
OILSEEDS & OILNUTS	MT				
FLAXSEED	MT				
SESAME SEED	MT				
OILS AND WAXES-VEG	MT				
CASTOR OIL	MT				
COCONUT OIL	MT				
OLIVE OIL	MT				
PALM OIL	MT				
PALM KERNEL OIL	MT				
OILCAKE AND MEAL	MT				
COTTON,EX LINTERS	MT				
COTTON LINTERS	MT				
SEEDS,FIELD & GARDEN	NA	---	---		
NURSERY STOCK	NA	---	---	0	42
OTHER VEG PRODUCTS	NA	---	---		

TABLE 2--U.S. AGRICULTURAL IMPORTS: QUANTITY AND VALUE, COUNTRY BY COMMODITY GROUP, FISCAL YEARS 1978 AND 1979

COUNTRY AND COMMODITY GROUP	UNIT	QUANTITY 1978	QUANTITY 1979	VALUE 1978 $1,000	VALUE 1979 $1,000
521 YEMEN (SANA)		---	---	319	208
COMPLEMENTARY	NA	---	---	159	206
BANANAS-FRESH	MT	0	1042	0	199
PLANTAINS-FRESH	MT				
COFFEE-GREEN	MT	33	0	159	0
COFFEE-ROASTED	MT				
COFFEE-SOLUBLE,EXTRACTS	MT				
COCOA BEANS	MT				
COCOA BUTTER	MT				
COCOA-CAKE,POWDER,ETC	MT				
CHOCOLATE PREPARATIONS	MT				
TEA-CRUDE OR PREPARED	MT				
SPICES	MT				
ALLIED GUMS	MT				
RUBBER-CRUDE	MT				
RUBBER-LATEX	MT				
RUBBER-DRY FORM	MT				
SILK-RAW	MT				
WOOL-UNMFD,FREE	MT				
FIBERS-EX COTTON,JUTE	MT				
OILS-ESSENTIAL	MT				
DRUGS	MT				
OTHER COMPLEMENTARY	NA	---	---	0	10
SUPPLEMENTARY	NA	---	---	161	1
ANIMALS & ANIMAL PRODS	NA	---	---	161	0
ANIMALS-LIVE,EX PLTRY	NA	---	---		
CATTLE-DUTTABLE	NMB				
MEATS AND MEAT PRODS	MT				
MEATS-P.L.#88-482	MT				
MEATS-FRESH,FROZEN	MT				
BEEF AND VEAL	MT				
PORK	MT				
MEATS-PREP,PRES	MT				
BEEF AND VEAL	MT				
PORK	MT				
MUTTON,GOAT, & LAMB	MT				
POULTRY & PRODUCTS	NA	---	---		
DAIRY PRODUCTS	NA	---	---		
NONFAT DRY MILK	MT				
CHEESE	MT				
CASEIN AND MIXTURES	MT				
FATS OILS AND GREASES	MT				
HIDES AND SKINS	NA	---	---	161	0
SHEEP & LAMB SKINS	MT	29	0	100	0
FURSKINS	NA	---	---	61	0
WOOL-UNMD,EX FREE	MT				
SAUSAGE CASINGS	NA	---	---		
OTHER ANIMAL PRODUCTS	NA	---	---		
VEGETABLE PRODUCTS	NA	---	---	0	1
GRAINS AND PREPS	NA	---	---		
WHEAT-EX SEED,ED	MT				
BARLEY	MT				
BISCUITS,WAFERS	MT				
FRUITS AND PREPS	NA	---	---	0	1
FRESH OR FROZEN	MT	0	16	0	1
STRAWBERRIES	MT				
PREPARED OR PRES	MT				
PINEAPPLES	MT				
FRUIT JUICES	MLT				
NUTS AND PREPS	NA	---	---		
VEGETABLES AND PREPS	NA	---	---		
FRESH OR FROZEN	NA	---	---		
TOMATOES	MT				
PREPARED OR PRES	NA	---	---		
OLIVES	MLT				
MUSHROOMS,CANNED	MT				
HOPS & EXTRACT EQ	MT				
SUGAR AND REL PRODS	NA	---	---		
SUGAR-CANE,BEET	MT				
MOLASSES INFOTHLE	MLT				
CONFECTIONERY PRODS	MT				
SPICES	MT				
TOBACCO,UNMFD	MT				
TOBACCO-FILLER	MT				
TOBACCO-SCRAP	MT				
BEVERAGES EX FR JUICE	MLT				
WINE	MLT				
MALT BEVERAGES	MLT				
FEEDS & FODDERS	NA	---	---		
OILSEEDS AND PRODS	NA	---	---		
OILSEEDS & OILNUTS	MT				
FLAXSEED	MT				
SESAME SEED	MT				
OILS AND WAXES-VEG	MT				
CASTOR OIL	MT				
COCONUT OIL	MT				
OLIVE OIL	MT				
PALM OIL	MT				
PALM KERNEL OIL	MT				
OILCAKE AND MEAL	MT				
COTTON,EX LINTERS	MT				
COTTON LINTERS	MT				
SEEDS,FIELD & GARDEN	NA	---	---		
NURSERY STOCK	NA	---	---		
OTHER VEG PRODUCTS	NA	---	---		

TABLE 2--U.S. AGRICULTURAL IMPORTS: QUANTITY AND VALUE, COUNTRY BY COMMODITY GROUP, FISCAL YEARS 1978 AND 1979

COUNTRY AND COMMODITY GROUP	UNIT	QUANTITY 1978	QUANTITY 1979	VALUE 1978 $1,000	VALUE 1979 $1,000
522 YEMEN (ADEN)		---	---	345	904
COMPLEMENTARY	NA	---	---	320	600
BANANAS-FRESH	MT				
PLANTAINS-FRESH	MT				
COFFEE-GREEN	MT	59	114	320	600
COFFEE-ROASTED	MT				
COFFEE-SOLUBLE,EXTRACTS	MT				
COCOA BEANS	MT				
COCOA BUTTER	MT				
COCOA-CAKE,POWDER,ETC	MT				
CHOCOLATE PREPARATIONS	MT				
TEA-CRUDE OR PREPARED	MT				
SPICES	MT				
ALLIED GUMS	MT				
RUBBER-CRUDE	MT				
RUBBER-LATEX	MT				
RUBBER-DRY FORM	MT				
SILK-RAW	MT				
WOOL-UNMFD,FREE	MT				
FIBERS-EX COTTON,JUTE	MT				
OILS-ESSENTIAL	MT				
DRUGS	MT				
OTHER COMPLEMENTARY	NA	---	---		
SUPPLEMENTARY	NA	---	---	45	301
ANIMALS & ANIMAL PRODS	NA	---	---	27	300
ANIMALS-LIVE,EX PLTRY	NA	---	---	25	137
CATTLE-DUTTABLE	NNO	0	0	25	137
MEATS AND MEAT PRODS	MT	2	0	2	0
MEATS-P,L,AB-482	MT				
MEATS-FRESH,FROZEN	MT	2	0	2	0
BEEF AND VEAL	MT				
PORK	MT				
MEATS-PREP,PRES	MT				
BEEF AND VEAL	MT				
PORK	MT	0	0	0	0
MUTTON,GOAT, & LAMB	MT				
POULTRY & PRODUCTS	NA	---	---		
DAIRY PRODUCTS	NA	---	---		
NONFAT DRY MILK	MT				
CHEESE	MT				
CASEIN AND MIXTURES	MT				
FATS OILS AND GREASES	MT				
HIDES AND SKINS	NA	---	---	0	163
SHEEP & LAMB SKINS	MT	0	48	0	163
FURSKINS	NA	---	---		
WOOL-UNMD,EX FREE	MT				
SAUSAGE CASINGS	NA	---	---		
OTHER ANIMAL PRODUCTS	NA	---	---		
VEGETABLE PRODUCTS	NA	---	---	18	0
GRAINS AND PREPS	NA	---	---	12	0
WHEAT-EX SEED,FD	MT				
BARLEY	MT				
BISCUITS,WAFERS	MT				
FRUITS AND PREPS	NA	---	---		
FRESH OR FROZEN	MT				
STRAWBERRIES	MT				
PREPARED OR PRES	MT				
PINEAPPLES	MT				
FRUIT JUICES	MLT				
NUTS AND PREPS	NA	---	---		
VEGETABLES AND PREPS	NA	---	---		
FRESH OR FROZEN	NA	---	---		
TOMATOES	MT				
PREPARED OR PRES	NA	---	---		
OLIVES	MLT				
MUSHROOMS,CANNED	MT				
HOPS & EXTRACT FD	MT				
SUGAR AND REL PRODS	NA	---	---	0	0
SUGAR-CANE,BEET	MT	0	2	0	0
MOLASSES EDIBLE	MLT				
CONFECTIONERY PRODS	MT				
SPICES	MT				
TOBACCO,UNMFD	MT				
TOBACCO-FILLER	MT				
TOBACCO-SCRAP	MT				
BEVERGES EX FR JUICE	MLT				
WINE	MLT				
MALT BEVERAGES	MLT				
FEEDS & FODDERS	NA	---	---		
OILSEEDS AND PRODS	NA	---	---		
OILSEEDS & OILNUTS	MT				
FLAXSEED	MT				
SESAME SEED	MT				
OILS AND WAXES-VEG	MT				
CASTOR OIL	MT				
COCONUT OIL	MT				
OLIVE OIL	MT				
PALM OIL	MT				
PALM KERNEL OIL	MT				
OILCAKE AND MEAL	MT				
COTTON,EX LINTERS	MT				
COTTON LINTERS	MT				
SEEDS,FIELD & GARDEN	NA	---	---	5	0
NURSERY STOCK	NA	---	---		
OTHER VEG PRODUCTS	NA	---	---		

TABLE 2--U.S. AGRICULTURAL IMPORTS: QUANTITY AND VALUE, COUNTRY BY COMMODITY GROUP, FISCAL YEARS 1978 AND 1979

COUNTRY AND COMMODITY GROUP	UNIT	QUANTITY 1978	QUANTITY 1979	VALUE 1978 $1,000	VALUE 1979 $1,000
531 AFGHANISTAN		---	---	9985	11690
COMPLEMENTARY	NA	---	---	5099	213
BANANAS-FRESH	MT	0	1395	0	213
PLANTAINS-FRESH	MT				
COFFEE-GREEN	MT				
COFFEE-ROASTED	MT				
COFFEE-SOLUBLE,EXTRACTS	MT				
COCOA BEANS	MT				
COCOA BUTTER	MT				
COCOA-CAKE,POWDER,ETC	MT				
CHOCOLATE PREPARATIONS	MT				
TEA-CRUDE OR PREPARED	MT				
SPICES	MT				
ALLIED GUMS	MT				
RUBBER-CRUDE	MT				
RUBBER-LATEX	MT				
RUBBER-DRY FORM	MT				
SILK-RAW	MT				
WOOL-UNMFD,FREE	MT				
FIBERS-EX COTTON,JUTE	MT				
OILS-ESSENTIAL	MT			-	
DRUGS	MT	10848	0	5099	0
OTHER COMPLEMENTARY	NA	---	---		
SUPPLEMENTARY	NA	---	---	4886	11477
ANIMALS & ANIMAL PRODS	NA	---	---	4276	2293
ANIMALS-LIVE,EX PLTRY	NA	---	---		
CATTLE-DUTIABLE	1NO				
MEATS AND MEAT PRODS	MT				
MEATS-P.L.88-482	MT				
MEATS-FRESH,FROZEN	MT				
BEEF AND VEAL	MT				
PORK	MT				
MEATS-PREP,PRES	MT				
BEEF AND VEAL	MT				
PORK	MT				
MUTTON,GOAT, & LAMB	MT				
POULTRY & PRODUCTS	NA	---	---		
DAIRY PRODUCTS	NA	---	---		
NONFAT DRY MILK	MT				
CHEESE	MT				
CASEIN AND MIXTURES	MT				
FATS OILS AND GREASES	MT				
HIDES AND SKINS	NA	---	---	2818	1665
SHEEP & LAMB SKINS	MT	485	224	2315	1159
FURSKINS	NA	---	---	326	163
WOOL-UNMFD,EX FREE	MT	156	53	1458	628
SAUSAGE CASINGS	NA	---	---		
OTHER ANIMAL PRODUCTS	NA	---	---		
VEGETABLE PRODUCTS	NA	---	---	618	3185
GRAINS AND PREPS	NA	---	---		
WHEAT,EX SEED,FD	MT				
BARLEY	MT				
BISCUITS,WAFERS	MT				
FRUITS AND PREPS	NA	---	---	608	9134
FRESH OR FROZEN	MT				
STRAWBERRIES	MT				
PREPARED OR PRES	MT	650	7680	608	9134
PINEAPPLES	MT				
FRUIT JUICES	MLT				
NUTS AND PREPS	NA	---	---	0	50
VEGETABLES AND PREPS	NA	---	---		
FRESH OR FROZEN	NA	---	---		
TOMATOES	MT				
PREPARED OR PRES	NA	---	---		
OLIVES	MLT				
MUSHROOMS,CANNED	MT				
HOPS & EXTRACTED	MT				
SUGAR AND REL PRODS	NA	---	---		
SUGAR-CANE,BEET	MT				
MOLASSES INEDIBLE	MLT				
CONFECTIONERY PRODS	MT				
SPICES	MT				
TOBACCO,UNMFD	MT	0	0	1	0
TOBACCO-FILLER	MT	0	0	1	0
TOBACCO-SCRAP	MT				
BEVERAGES EX FR JUICE	MLT				
WINE	MLT				
MALT BEVERAGES	MLT				
FEEDS & FODDERS	NA	---	---		
OILSEEDS AND PRODS	NA	---	---		
OILSEEDS & OILNUTS	MT				
FLAXSEED	MT				
SESAME SEED	MT				
OILS AND WAXES-VEG	MT				
CASTOR OIL	MT				
COCONUT OIL	MT				
OLIVE OIL	MT				
PALM OIL	MT				
PALM KERNEL OIL	MT				
OILCAKE AND MEAL	MT				
COTTON,EX LINTERS	MT				
COTTON LINTERS	MT				
SEEDS,FIELD & GARDEN	NA	---	---		
NURSERY STOCK	NA	---	---		
OTHER VEG PRODUCTS	NA	---	---		

TABLE 2--U.S. AGRICULTURAL IMPORTS: QUANTITY AND VALUE, COUNTRY BY COMMODITY GROUP, FISCAL YEARS 1978 AND 1979

COUNTRY AND COMMODITY GROUP	UNIT	QUANTITY 1978	QUANTITY 1979	VALUE 1978 $1,000	VALUE 1979 $1,000
533 INDIA		---	---	152186	182028
COMPLEMENTARY	NA	---	---	98764	105625
BANANAS-FRESH	MT				
PLANTAINS-FRESH	MT	1	0	1	0
COFFEE-GREEN	MT	10712	10933	45351	57319
COFFEE-ROASTED	MT				
COFFEE-SOLUBLE,EXTRACTS	MT	27	0	114	1
COCOA BEANS	MT				
COCOA BUTTER	MT				
COCOA-CAKE,POWDER,ETC	MT				
CHOCOLATE PREPARATIONS	MT	0	0	0	1
TEA-CRUDE OR PREPARED	MT	2180	4846	7299	10346
SPICES	MT	5998	8209	10007	11052
ALLIED GUMS	MT				
RUBBER-CRUDE	MT	67	0	68	0
RUBBER-LATEX	MT				
RUBBER-DRY FORM	MT	67	0	68	0
SILK-RAW	MT				
WOOL-UNMFD,FREE	MT				
FIBERS-EX COTTON,JUTE	MT	1528	912	500	240
OILS-ESSENTIAL	MT	58	53	3702	3428
DRUGS	MT	5979	4306	27571	23190
OTHER COMPLEMENTARY	NA	---	---	13	88
SUPPLEMENTARY	NA	---	---	57427	76805
ANIMALS & ANIMAL PRODS	NA	---	---	12285	14537
ANIMALS-LIVE,EX PLTRY	NA	---	---		
CATTLE-DUTTABLE	NNO				
MEATS AND MEAT PRODS	MT	1666	2114	4223	6793
MEATS-P.L.&B-A&Z	MT				
MEATS-FRESH,FROZEN	MT	1661	2103	4210	6755
BEEF AND VEAL	MT				
PORK	MT				
MEATS-PREP,PRES	MT	5	11	13	38
BEEF AND VEAL	MT				
PORK	MT				
MUTTON,GOAT, & LAMB	MT				
POULTRY & PRODUCTS	NA	---	---	220	267
DAIRY PRODUCTS	NA	---	---	0	36
NONFAT DRY MILK	MT				
CHEESE	MT				
CASEIN AND MIXTURES	MT				
FATS OILS AND GREASES	MT	334	488	287	369
HIDES AND SKINS	NA	---	---	93	81
SHEEP & LAMB SKINS	MT	0	3	0	38
FURSKINS	NA	---	---		
WOOL-UNMD,EX FREE	MT				
SAUSAGE CASINGS	NA	---	---		
OTHER ANIMAL PRODUCTS	NA	---	---	7462	6991
VEGETABLE PRODUCTS	NA	---	---	45142	62268
GRAINS AND PREPS	NA	---	---	383	604
WHEAT-EX SEED,FD	MT				
BARLEY	MT				
BISCUITS,WAFERS	MT	45	37	51	58
FRUITS AND PREPS	NA	---	---	899	937
FRESH OR FROZEN	MT	1	1	1	1
STRAWBERRIES	MT				
PREPARED OR PRES	MT	889	1067	897	895
PINEAPPLES	MT	0	539	0	267
FRUIT JUICES	MLT	0	254	1	80
NUTS AND PREPS	NA	---	---	21863	44419
VEGETABLES AND PREPS	NA	---	---	855	623
FRESH OR FROZEN	NA	---	---	0	0
TOMATOES	MT				
PREPARED OR PRES	NA	---	---	851	623
OLIVES	MLT				
MUSHROOMS,CANNED	MT				
HOPS & EXTRACT FU	MT				
SUGAR AND REL PRODS	NA	---	---	100	16
SUGAR-CANE,BEET	MT	85	12	84	4
MOLASSES TAFDTBLE	MLT	0	0	0	1
CONFECTIONERY PRODS	MT	2	3	4	6
SPICES	MT	692	940	724	1209
TOBACCO,UNMFD	MT	267	279	355	370
TOBACCO-FILLER	MT	175	74	310	101
TOBACCO-SCRAP	MT	92	205	45	274
BEVERAGES EX FR JUICE	MLT	40	38	21	22
WINE	MLT	3	0	1	0
MALT BEVERAGES	MLT	41	37	19	20
FEEDS & FODDERS	NA	---	---	0	2
OILSEDS AND PRODS	NA	---	---	12748	8079
OILSEDS & OILNUTS	MT	41	139	54	137
FLAXSEED	MT				
SESAME SEED	MT				
OILS AND WAXES-VEG	MT	14881	11005	12698	7942
CASTOR OIL	MT	13704	10482	11985	7619
COCONUT OIL	MT	0	0	0	0
OLIVE OIL	MT				
PALM OIL	MT	1006	0	528	0
PALM KERNEL OIL	MT				
OILCAKE AND MEAL	MT				
COTTON,EX LINTERS	MT	0	278	0	282
COTTON LINTERS	MT				
SEEDS,FIELD & GARDEN	NA	---	---	5312	5913
NURSERY STOCK	NA	---	---	32	16
OTHER VEG PRODUCTS	NA	---	---	2255	1769

TABLE 2--U.S. AGRICULTURAL IMPORTS: QUANTITY AND VALUE, COUNTRY BY COMMODITY GROUP, FISCAL YEARS 1978 AND 1979

COUNTRY AND COMMODITY GROUP	UNIT	QUANTITY 1978	QUANTITY 1979	VALUE 1978 $1,000	VALUE 1979 $1,000
535 PAKISTAN		---	---	2785	2961
COMPLEMENTARY	NA	---	---	63	1318
BANANAS-FRESH	MT				
PLANTAINS-FRESH	MT				
COFFEE-GREEN	MT				
COFFEE-ROASTED	MT				
COFFEE-SOLUBLE,EXTRACTS	MT				
COCOA BEANS	MT				
COCOA BUTTER	MT				
COCOA-CAKE,POWDER,ETC	MT				
CHOCOLATE PREPARATIONS	MT				
TEA-CRUDE OR PREPARED	MT				
SPICES	MT	62	8	63	8
ALLIED GUMS	MT				
RUBBER-CRUDE	MT				
RUBBER-LATEX	MT				
RUBBER-DRY FORM	MT				
SILK-RAW	MT				
WOOL-UNMFD,FREE	MT	0	8	0	19
FIBERS-EX COTTON,JUTE	MT				
OILS-ESSENTIAL	MT	0	0	0	1
DRUGS	MT	0	2721	0	1289
OTHER COMPLEMENTARY	NA	---	---		
SUPPLEMENTARY	NA	---	---	2722	1648
ANIMALS & ANIMAL PRODS	NA	---	---	685	511
ANIMALS-LIVE,EX PLTRY	NA	---	---		
CATTLE-CUTTABLE	HEAD				
MEATS AND MEAT PRODS	MT	15	14	28	48
MEATS-P.L.A&-482	MT				
MEATS-FRESH,FROZEN	MT				
BEEF AND VEAL	MT				
PORK	MT				
MEATS-PREP,PRES	MT	15	14	28	48
BEEF AND VEAL	MT	15	0	28	0
PORK	MT	0	14	0	48
MUTTON,GOAT, & LAMB	MT				
POULTRY & PRODUCTS	NA	---	---		
DAIRY PRODUCTS	NA	---	---		
NONFAT DRY MILK	MT				
CHEESE	MT				
CASEIN AND MIXTURES	MT				
FATS OILS AND GREASES	MT				
HIDES AND SKINS	NA	---	---	59	299
SHEEP & LAMB SKINS	MT	0	14	0	93
FURSKINS	NA	---	---	59	56
WOOL-UNMFD,EX FREE	MT				
SAUSAGE CASINGS	NA	---	---		
OTHER ANIMAL PRODUCTS	NA	---	---	318	165
VEGETABLE PRODUCTS	NA	---	---	2317	1133
GRAINS AND PREPS	NA	---	---	273	339
WHEAT,EX SEED,FL	MT				
BARLEY	MT				
BISCUITS,WAFERS	MT				
FRUITS AND PREPS	NA	---	---	18	12
FRESH OR FROZEN	MT				
STRAWBERRIES	MT				
PREPARED OR PRES	MT	12	9	18	12
PINEAPPLES	MT				
FRUIT JUICES	MLT				
NUTS AND PREPS	NA	---	---	2	0
VEGETABLES AND PREPS	NA	---	---	58	39
FRESH OR FROZEN	NA	---	---	0	0
TOMATOES	MT				
PREPARED OR PRES	NA	---	---	58	39
OLIVES	MLT	0	5	0	8
MUSHROOMS,CANNED	MT				
HOPS & EXTRACT EQ	MT				
SUGAR AND REL PRODS	NA	---	---	892	5
SUGAR-CANE,BEET	MT				
MOLASSES INEDIBLE	MLT	21	0	890	0
CONFECTIONERY PRODS	MT				
SPICES	MT	855	800	818	638
TOBACCO,UNMFD	MT	0	5	0	9
TOBACCO-FILLER	MT	0	5	0	9
TOBACCO-SCRAP	MT				
BEVERAGES EX FR JUICE	MLT	15	0	7	0
WINE	MLT				
MALT BEVERAGES	MLT	15	0	7	0
FEEDS & FODDERS	NA	---	---		
OILSEEDS AND PRODS	NA	---	---	0	0
OILSEEDS & OILNUTS	MT	0	0	0	0
FLAXSEED	MT				
SESAME SEED	MT				
OILS AND WAXES-VEG	MT				
CASTOR OIL	MT				
COCONUT OIL	MT				
OLIVE OIL	MT				
PALM OIL	MT				
PALM KERNEL OIL	MT				
OILCAKE AND MEAL	MT				
COTTON,EX LINTERS	MT	86	51	146	67
COTTON LINTERS	MT				
SEEDS,FIELD & GARDEN	NA	---	---	0	28
NURSERY STOCK	NA	---	---		
OTHER VEG PRODUCTS	NA	---	---	102	1

TABLE 2 -U.S. AGRICULTURAL IMPORTS: QUANTITY AND VALUE, COUNTRY BY COMMODITY GROUP, FISCAL YEARS 1978 AND 1979

COUNTRY AND COMMODITY GROUP	UNIT	QUANTITY 1978	QUANTITY 1979	VALUE 1978 $1,000	VALUE 1979 $1,000
536 NEPAL		---	---	84	249
COMPLEMENTARY	NA	---	---		
BANANAS-FRESH	MT				
PLANTAINS-FRESH	MT				
COFFEE-GREEN	MT				
COFFEE-ROASTED	MT				
COFFEE-SOLUBLE,EXTRACTS	MT				
COCOA BEANS	MT				
COCOA BUTTER	MT				
COCOA-CAKE,POWDER,ETC	MT				
CHOCOLATE PREPARATIONS	MT				
TEA-CRUDE OR PREPARED	MT				
SPICES	MT				
ALLIED GUMS	MT				
RUBBER-CRUDE	MT				
RUBBER-LATEX	MT				
RUBBER-DRY FORM	MT				
SILK-RAW	MT				
WOOL-UNMFD,FREE	MT				
FIBERS-EX COTTON,JUTE	MT				
OILS-ESSENTIAL	MT				
DRUGS	MT				
OTHER COMPLEMENTARY	NA	---	---		
SUPPLEMENTARY	NA	---	---	84	249
ANIMALS & ANIMAL PRODS	NA	---	---	3	24
ANIMALS-LIVE,EX PLTRY	NA	---	---		
CATTLE-DUTIABLE	HNO				
MEATS AND MEAT PRODS	MT	0	16	0	24
MEATS-P.L.R&-482	MT				
MEATS-FRESH,FROZEN	MT				
BEEF AND VEAL	MT				
PORK	MT				
MEATS-PREP,PRES	MT	0	16	0	24
BEEF AND VEAL	MT				
PORK	MT				
MUTTON,GOAT, & LAMB	MT				
POULTRY & PRODUCTS	NA	---	---		
DAIRY PRODUCTS	NA	---	---		
NONFAT DRY MILK	MT				
CHEESE	MT				
CASEIN AND MIXTURES	MT				
FATS OILS AND GREASES	MT				
HIDES AND SKINS	NA	---	---	1	0
SHEEP & LAMB SKINS	MT				
FURSKINS	NA	---	---		
WOOL-UNM,EX FREE	MT				
SAUSAGE CASINGS	NA	---	---		
OTHER ANIMAL PRODUCTS	NA	---	---	2	1
VEGETABLE PRODUCTS	NA	---	---	81	222
GRAINS AND PREPS	NA	---	---		
WHEAT-EX SEED,FD	MT				
BARLEY	MT				
BISCUITS,WAFERS	MT				
FRUITS AND PREPS	NA	---	---		
FRESH OR FROZEN	MT				
STRAWBERRIES	MT				
PREPARED OR PRES	MT				
PINEAPPLES	MT				
FRUIT JUICES	MLT				
NUTS AND PREPS	NA	---	---		
VEGETABLES AND PREPS	NA	---	---	1	136
FRESH OR FROZEN	NA	---	---		
TOMATOES	MT				
PREPARED OR PRES	NA	---	---	1	136
OLIVES	MLT				
MUSHROOMS,CANNED	MT				
MAPS & EXTRACT EQ	MT				
SUGAR AND REL PRODS	NA	---	---		
SUGAR-CANE,BEET	MT				
MOLASSES INEDIBLE	MLT				
CONFECTIONERY PRODS	MT				
SPICES	MT				
TOBACCO,UNMFD	MT				
TOBACCO-FILLER	MT				
TOBACCO-SCRAP	MT				
BEVERAGES EX FR JUICE	MLT				
WINE	MLT				
MALT BEVERAGES	MLT				
FEEDS & FODDERS	NA	---	---		
OILSEDS AND PRODS	NA	---	---		
OILSEEDS & OILNUTS	MT				
FLAXSEED	MT				
SESAME SEED	MT				
OILS AND WAXES-VEG	MT				
CASTOR OIL	MT				
COCONUT OIL	MT				
OLIVE OIL	MT				
PALM OIL	MT				
PALM KERNEL OIL	MT				
OILCAKE AND MEAL	MT				
COTTON,EX LINTERS	MT				
COTTON LINTERS	MT				
SEEDS,FIELD & GARDEN	NA	---	---		
NURSERY STOCK	NA	---	---	0	1
OTHER VEG PRODUCTS	NA	---	---	80	85

TABLE 2--U.S. AGRICULTURAL IMPORTS: QUANTITY AND VALUE, COUNTRY BY COMMODITY GROUP, FISCAL YEARS 1978 AND 1979

COUNTRY AND COMMODITY GROUP	UNIT	QUANTITY 1978	QUANTITY 1979	VALUE 1978 $1,000	VALUE 1979 $1,000
538 BANGLADESH		---	---	4016	5965
COMPLEMENTARY	NA	---	---	1091	113
BANANAS-FRESH	MT	1261	0	172	0
PLANTAINS-FRESH	MT				
COFFEE-GREEN	MT				
COFFEE-ROASTED	MT				
COFFEE-SOLUBLE,EXTRACTS	MT				
COCOA BEANS	MT				
COCOA BUTTER	MT				
COCOA-CAKE,POWDER,ETC	MT				
CHOCOLATE PREPARATIONS	MT				
TEA-CRUDE OR PREPARED	MT	1001	90	882	103
SPICES	MT	50	0	37	0
ALLIED GUMS	MT				
RUBBER-CRUDE	MT				
RUBBER-LATEX	MT				
RUBBER-DRY FORM	MT				
SILK-RAW	MT				
WOOL-UNMFD,FREE	MT				
FIBERS-EX COTTON,JUTE	MT	0	3	0	3
OILS-ESSENTIAL	MT	0	2	0	8
DRUGS	MT				
OTHER COMPLEMENTARY	NA	---	---		
SUPPLEMENTARY	NA	---	---	2924	5852
ANIMALS & ANIMAL PRODS	NA	---	---	1207	2753
ANIMALS-LIVE,EX PLTRY	NA	---	---		
CATTLE-DUTIABLE	NNO				
MEATS AND MEAT PRODS	MT	480	905	1207	2748
MEATS-P.I.,88-482	MT				
MEATS-FRESH,FROZEN	MT	480	857	1206	2597
BEEF AND VEAL	MT				
PORK	MT				
MEATS-PREP,PRES	MT	0	48	1	146
BEEF AND VEAL	MT				
PORK	MT				
MUTTON,GOAT, & LAMB	MT				
POULTRY & PRODUCTS	NA	---	---	0	9
DAIRY PRODUCTS	NA	---	---		
NONFAT DRY MILK	MT				
CHEESE	MT				
CASEIN AND MIXTURES	MT				
FATS OILS AND GREASES	MT				
HIDES AND SKINS	NA	---	---	0	1
SHEEP & LAMB SKINS	MT				
FURSKINS	NA	---	---		
WOOL-UNMFD,EX FREE	MT				
SAUSAGE CASINGS	NA	---	---		
OTHER ANIMAL PRODUCTS	NA	---	---		
VEGETABLE PRODUCTS	NA	---	---	1717	3099
GRAINS AND PREPS	NA	---	---		
WHEAT-EX SEED,ED	MT				
BARLEY	MT				
BISCUITS,WAFERS	MT				
FRUITS AND PREPS	NA	---	---	1	2
FRESH OR FROZEN	MT				
STRAWBERRIES	MT				
PREPARED OR PRES	MT	2	4	1	2
PINEAPPLES	MT				
FRUIT JUICES	MLT				
NUTS AND PREPS	NA	---	---		
VEGETABLES AND PREPS	NA	---	---	0	13
FRESH OR FROZEN	NA	---	---	0	11
TOMATOES	MT				
PREPARED OR PRES	NA	---	---	0	1
OLIVES	MLT				
MUSHROOMS,CANNED	MT				
HOPS & EXTRACTS FQ	MT				
SUGAR AND REL PRODS	NA	---	---		
SUGAR-CANE,BEET	MT				
MOLASSES INEDIBLE	MLT				
CONFECTIONERY PRODS	MT				
SPICES	MT				
TOBACCO,UNMFD	MT				
TOBACCO-FILLER	MT				
TOBACCO-SCRAP	MT				
BEVERAGES EX FR JUICE	MLT	0	1	0	1
WINE	MLT				
MALT BEVERAGES	MLT				
FEEDS & FODDERS	NA	---	---		
OILSEDS AND PRODS	NA	---	---		
OILSEDS & OILNUTS	MT				
FLAXSEED	MT				
SESAME SEED	MT				
OILS AND WAXES-VEG	MT				
CASTOR OIL	MT				
COCONUT OIL	MT				
OLIVE OIL	MT				
PALM OIL	MT				
PALM KERNEL OIL	MT				
OILCAKE AND MEAL	MT				
COTTON,EX LINTERS	MT				
COTTON LINTERS	MT				
SEEDS,FIELD & GARDEN	NA	---	---		
NURSERY STOCK	NA	---	---		
OTHER VEG PRODUCTS	NA	---	---	1716	3083

TABLE 2--U.S. AGRICULTURAL IMPORTS: QUANTITY AND VALUE, COUNTRY BY COMMODITY GROUP, FISCAL YEARS 1978 AND 1979

COUNTRY AND COMMODITY GROUP	UNIT	QUANTITY 1978	QUANTITY 1979	VALUE 1978 $1,000	VALUE 1979 $1,000
542 SRI LANKA (CEYLON)		---	---	36581	42958
COMPLEMENTARY	NA	---	---	35745	37519
BANANAS-FRESH	MT				
PLANTAINS-FRESH	MT				
COFFEE-GREEN	MT	80	15	234	44
COFFEE-ROASTED	MT	0	0	0	1
COFFEE-SOLUBLE,EXTRACTS	MT				
COCOA BEANS	MT	0	10	0	3
COCOA BUTTER	MT				
COCOA-CAKE,POWDER,ETC	MT				
CHOCOLATE PREPARATIONS	MT				
TEA-CRUDE OR PREPARED	MT	13821	13593	26285	26274
SPICES	MT	1051	762	2840	1458
ALLIED GUMS	MT	84	0	56	0
RUBBER-CRUDE	MT	9314	6755	3967	7760
RUBBER-LATEX	MT	30	0	26	0
RUBBER-DRY FORM	MT	9284	6755	3941	7760
SILK-RAW	MT				
WOOL-UNMFD,FREE	MT				
FIBERS-EX COTTON,JUTE	MT	9106	9328	1852	1567
OILS-ESSENTIAL	MT	76	75	513	394
DRUGS	MT	7	2	124	23
OTHER COMPLEMENTARY	NA	---	---	75	0
SUPPLEMENTARY	NA	---	---	836	5439
ANIMALS & ANIMAL PRODS	NA	---	---	4	13
ANIMALS-LIVE,EX PLTRY	NA	---	---		
CATTLE-DUTTABLE	NMB				
MEATS AND MEAT PRODS	MT	1	0	4	13
MEATS-P,L,B&B-BAC	MT				
MEATS-FRESH,FROZEN	MT	1	0	4	13
BEEF AND VEAL	MT				
PORK	MT				
MEATS-PREP,PRES	MT				
BEEF AND VEAL	MT				
PORK	MT				
MUTTON,GOAT, & LAMB	MT				
POULTRY & PRODUCTS	NA	---	---		
DAIRY PRODUCTS	NA	---	---		
NONFAT DRY MILK	MT				
CHEESE	MT				
CASEIN AND MIXTURES	MT				
FATS OILS AND GREASES	MT				
HIDES AND SKINS	NA	---	---		
SHEEP & LAMB SKINS	MT				
FURSKINS	NA	---	---		
WOOL-UNFD-EX FREE	MT				
SAUSAGE CASINGS	NA	---	---		
OTHER ANIMAL PRODUCTS	NA	---	---		

COMMODITY GROUP	UNIT	QUANTITY 1978	QUANTITY 1979	VALUE 1978 $1,000	VALUE 1979 $1,000
VEGETABLE PRODUCTS	NA	---	---	853	5426
GRAINS AND PREPS	NA	---	---		
WHEAT-EX SEED,ED	MT				
BARLEY	MT				
BISCUITS,WAFERS	MT				
FRUITS AND PREPS	NA	---	---	73	116
FRESH OR FROZEN	MT				
STRAWBERRIES	MT				
PREPARED OR PRES	MT	91	0	82	0
PINEAPPLES	MT	91	0	82	0
FRUIT JUICES	MLT	4A	308	51	116
NUTS AND PREPS	NA	---	---	16	104
VEGETABLES AND PREPS	NA	---	---	20	12
FRESH OR FROZEN	NA	---	---	8	0
TOMATOES	MT				
PREPARED OR PRES	NA	---	---	12	12
OLIVES	MLT				
MUSHROOMS,CANNED	MT				
HOPS & EXTRACT FO	MT				
SUGAR AND REL PRODS	NA	---	---		
SUGAR-CANE,BEET	MT				
MOLASSES INEDIBLE	MLT				
CONFECTIONERY PRODS	MT				
SPICES	MT				
TOBACCO,UNMFD	MT	22	10	84	264
TOBACCO-FILLER	MT	21	5	57	103
TOBACCO-SCRAP	MT				
BEVERAGES EX FR JUICE	MLT				
WINE	MLT				
MALT BEVERAGES	MLT				
FEEDS & FODDERS	NA	---	---		
OILSEEDS AND PRODS	NA	---	---	639	4928
OILSEEDS & OILNUTS	MT	1	0	1	0
FLAXSEED	MT				
SESAME SEED	MT	1	0	1	0
OILS AND WAXES-VEG	MT	986	4930	638	4928
CASTOR OIL	MT				
COCONUT OIL	MT	986	4930	638	4928
OLIVE OIL	MT				
PALM OIL	MT				
PALM KERNEL OIL	MT				
OILCAKE AND MEAL	MT				
COTTON,EX LINTERS	MT				
COTTON LINTERS	MT				
SEEDS,FIELD & GARDEN	NA	---	---		
NURSERY STOCK	NA	---	---	0	2
OTHER VEG PRODUCTS	NA	---	---		

TABLE 2--U.S. AGRICULTURAL IMPORTS: QUANTITY AND VALUE, COUNTRY BY COMMODITY GROUP, FISCAL YEARS 1978 AND 1979

COUNTRY AND COMMODITY GROUP	UNIT	QUANTITY 1978	QUANTITY 1979	VALUE 1978 $1,000	VALUE 1979 $1,000
546 BURMA		---	---	10	0
COMPLEMENTARY	NA	---	---		
BANANAS-FRESH	MT				
PLANTAINS-FRESH	MT				
COFFEE-GREEN	MT				
COFFEE-ROASTED	MT				
COFFEE-SOLUBLE,EXTRACTS	MT				
COCOA BEANS	MT				
COCOA BUTTER	MT				
COCOA-CAKE,POWDER,ETC	MT				
CHOCOLATE PREPARATIONS	MT				
TEA-CRUDE OR PREPARED	MT				
SPICES	MT				
ALLIED GUMS	MT				
RUBBER-CRUDE	MT				
RUBBER-LATEX	MT				
RUBBER-DRY FORM	MT				
SILK-RAW	MT				
WOOL-UNMFD,FREE	MT				
FIBERS-EX COTTON,JUTE	MT				
OILS-ESSENTIAL	MT				
DRUGS	MT				
OTHER COMPLEMENTARY	NA	---	---		
SUPPLEMENTARY	NA	---	---	10	0
ANIMALS & ANIMAL PRODS	NA	---	---		
ANIMALS-LIVE,EX PLTRY	NO	---	---		
CATTLE-QUITTABLE	HEAD				
MEATS AND MEAT PRODS	MT				
MEATS-P,L,RB-BRD	MT				
MEATS-FRESH,FROZEN	MT				
BEEF AND VEAL	MT				
PORK	MT				
MEATS-PREP,PRES	MT				
BEEF AND VEAL	MT				
PORK	MT				
MUTTON,GOAT, & LAMB	MT				
POULTRY & PRODUCTS	NA	---	---		
DAIRY PRODUCTS	NA	---	---		
NONFAT DRY MILK	MT				
CHEESE	MT				
CASEIN AND MIXTURES	MT				
FATS OILS AND GREASES	MT				
HIDES AND SKINS	NA	---	---		
SHEEP & LAMB SKINS	MT				
FURSKINS	NA	---	---		
WOOL-UNMD,EX FRZE	MT				
SAUSAGE CASINGS	NA	---	---		
OTHER ANIMAL PRODUCTS	NA	---	---		
VEGETABLE PRODUCTS	NA	---	---	10	0
GRAINS AND PREPS	NA	---	---		
WHEAT-EX SEED,ED	MT				
BARLEY	MT				
BISCUITS,WAFERS	MT				
FRUITS AND PREPS	NA	---	---		
FRESH OR FROZEN	MT				
STRAWBERRIES	MT				
PREPARED OR PRES	MT				
PINEAPPLES	MT				
FRUIT JUICES	MLT				
NUTS AND PREPS	NA	---	---		
VEGETABLES AND PREPS	NA	---	---	A	0
FRESH OR FROZEN	NA	---	---		
TOMATOES	MT			A	0
PREPARED OR PRES	NA	---	---		
OLIVES	MLT				
MUSHROOMS,CANNED	MT				
HOPS & EXTRACT FQ	MT				
SUGAR AND REL PRODS	NA	---	---		
SUGAR-CANE,BEET	MT				
MOLASSES INFOTHLE	MLT				
CONFECTIONERY PRODS	MT				
SPICES	MT				
TOBACCO,UNMFD	MT	2	0	1	0
TOBACCO-FILLER	MT				
TOBACCO-SCRAP	MT	2	0	1	0
BEVERGES EX FR JUICE	MLT				
WINE	MLT				
MALT BEVERAGES	MLT				
FEEDS & FODDERS	NA	---	---		
OILSEDS AND PRODS	NA	---	---		
OILSEDS & OILNUTS	MT				
FLAXSEED	MT				
SESAME SEED	MT				
OILS AND WAXES-VEG	MT				
CASTOR OIL	MT				
COCONUT OIL	MT				
OLIVE OIL	MT				
PALM OIL	MT				
PALM KERNEL OIL	MT				
OILCAKE AND MEAL	MT				
COTTON,EX LINTERS	MT				
COTTON LINTERS	MT				
SEEDS,FIELD & GARDEN	NA	---	---		
NURSERY STOCK	NA	---	---	1	0
OTHER VEG PRODUCTS	NA	---	---		

TABLE 2--U.S. AGRICULTURAL IMPORTS: QUANTITY AND VALUE, COUNTRY BY COMMODITY GROUP, FISCAL YEARS 1978 AND 1979

COUNTRY AND COMMODITY GROUP	UNIT	QUANTITY 1978	QUANTITY 1979	VALUE 1978 $1,000	VALUE 1979 $1,000
549 THAILAND		---	---	83188	109196
COMPLEMENTARY	NA	---	---	41837	55387
BANANAS-FRESH	MT				
PLANTAINS-FRESH	MT				
COFFEE-GREEN	MT	45	6	296	0
COFFEE-ROASTED	MT	4	2	5	2
COFFEE-SOLUBLE,EXTRACTS	MT	0	2	0	5
COCOA BEANS	MT				
COCOA BUTTER	MT				
COCOA-CAKE,POWDER,ETC	MT				
CHOCOLATE PREPARATIONS	MT				
TEA-CRUDE OR PREPARED	MT	2	2	4	4
SPICES	MT	37	81	109	178
ALLIED GUMS	MT				
RUBBER-CRUDE	MT	43574	46883	37153	51458
RUBBER-LATEX	MT	100	0	90	0
RUBBER-DRY FORM	MT	43474	46883	37063	51458
SILK-RAW	MT				
WOOL-UNMFD,FREE	MT				
FIBERS-EX COTTON,JUTE	MT	7157	71496	8249	3248
OILS-ESSENTIAL	MT				
DRUGS	MT	0	0	0	0
OTHER COMPLEMENTARY	NA	---	---	21	55
SUPPLEMENTARY	NA	---	---	41348	53488
ANIMALS & ANIMAL PRODS	NA	---	---	1744	1220
ANIMALS-LIVE,EX PLTRY	NA	---	---		
CATTLE-DUTTABLE	HND				
MEATS AND MEAT PRODS	MT	0	0	0	0
MEATS-P,L,RB-482	MT				
MEATS-FRESH,FROZEN	MT				
BEEF AND VEAL	MT				
PORK	MT				
MEATS-PREP,PRES	MT	0	0	0	0
BEEF AND VEAL	MT				
PORK	MT				
MUTTON,GOAT, & LAMB	MT				
POULTRY & PRODUCTS	NA	---	---	1164	736
DAIRY PRODUCTS	NA	---	---		
NONFAT DRY MILK	MT				
CHEESE	MT				
CASEIN AND MIXTURES	MT				
FATS OILS AND GREASES	MT				
HIDES AND SKINS	NA	---	---	534	849
SHEEP & LAMB SKINS	MT				
FURSKINS	NA	---	---		
WOOL-UMD,EX FREE	MT				
SAUSAGE CASINGS	NA	---	---		
OTHER ANIMAL PRODUCTS	NA	---	---	46	135
VEGETABLE PRODUCTS	NA	---	---	39604	52629
GRAINS AND PREPS	NA	---	---	716	1105
WHEAT-EX SEED,FD	MT				
BARLEY	MT				
BISCUITS,WAFERS	MT	2	18	2	16
FRUITS AND PREPS	NA	---	---	22020	35460
FRESH OR FROZEN	MT	8	5	5	6
STRAWBERRIES	MT				
PREPARED OR PRES	MT	39586	60357	20125	31840
PINEAPPLES	MT	39481	60157	19953	31549
FRUIT JUICES	MLT	16376	30436	1889	3615
NUTS AND PREPS	NA	---	---	28	41
VEGETABLES AND PREPS	NA	---	---	6571	6049
FRESH OR FROZEN	NA	---	---	8	14
TOMATOES	MT				
PREPARED OR PRES	NA	---	---	6568	6035
OLIVES	MLT				
MUSHROOMS,CANNED	MT				
HOPS & EXTRACT ED	MT				
SUGAR AND REL PRODS	NA	---	---	4988	2607
SUGAR-CANE,BEET	MT	22790	15016	2960	2572
MOLASSES INEDIBLE	MLT				
CONFECTIONERY PRODS	MT	0	11	1	17
SPICES	MT	15	28	31	64
TOBACCO,UNMFD	MT	2159	2736	4034	5452
TOBACCO-FILLER	MT	1815	2304	3628	4684
TOBACCO-SCRAP	MT	336	432	405	768
BEVERAGES EX FR JUICE	MLT	140	157	82	92
WINE	MLT				
MALT BEVERAGES	MLT	140	157	82	92
FEEDS & FODDERS	NA	---	---	371	354
OILSEEDS AND PRODS	NA	---	---	98	64
OILSEEDS & OILNUTS	MT	60	7	89	8
FLAXSEED	MT				
SESAME SEED	MT	3	7	3	8
OILS AND WAXES-VEG	MT	6	10	9	56
CASTOR OIL	MT				
COCONUT OIL	MT				
OLIVE OIL	MT				
PALM OIL	MT				
PALM KERNEL OIL	MT				
OILCAKE AND MEAL	MT				
COTTON,EX LINTERS	MT				
COTTON LINTERS	MT				
SEEDS,FIELD & GARDEN	NA	---	---	12	55
NURSERY STOCK	NA	---	---	81	64
OTHER VEG PRODUCTS	NA	---	---	572	1221

TABLE 2--U.S. AGRICULTURAL IMPORTS: QUANTITY AND VALUE, COUNTRY BY COMMODITY GROUP, FISCAL YEARS 1978 AND 1979

COUNTRY AND COMMODITY GROUP	UNIT	QUANTITY 1978	QUANTITY 1979	VALUE 1978 $1,000	VALUE 1979 $1,000
552 VIETNAM		***	***	0	1
COMPLEMENTARY	NA	***	***		
BANANAS-FRESH	MT				
PLANTAINS-FRESH	MT				
COFFEE-GREEN	MT				
COFFEE-ROASTED	MT				
COFFEE-SOLUBLE,EXTRACTS	MT				
COCOA BEANS	MT				
COCOA BUTTER	MT				
COCOA-CAKE,POWDER,ETC	MT				
CHOCOLATE PREPARATIONS	MT				
TEA-CRUDE OR PREPARED	MT				
SPICES	MT				
ALLIED GUMS	MT				
RUBBER-CRUDE	MT				
RUBBER-LATEX	MT				
RUBBER-DRY FORM	MT				
SILK-RAW	MT				
WOOL-UNMFD,FREE	MT				
FIBERS-EX COTTON,JUTE	MT				
OILS-ESSENTIAL	MT				
DRUGS	MT				
OTHER COMPLEMENTARY	NA	***	***		
SUPPLEMENTARY	NA	***	***	0	1
ANIMALS & ANIMAL PRODS	NA	***	***		
ANIMALS-LIVE,EX PLTRY	NA	***	***		
CATTLE-DUTTABLE	NNO				
MEATS AND MEAT PRODS	MT				
MEATS-P,L,RB-SR2	MT				
MEATS-FRESH,FROZEN	MT				
BEEF AND VEAL	MT				
PORK	MT				
MEATS-PREP,PRES	MT				
BEEF AND VEAL	MT				
PORK	MT				
MUTTON,GOAT, & LAMB	MT				
POULTRY & PRODUCTS	NA	***	***		
DAIRY PRODUCTS	NA	***	***		
NONFAT DRY MILK	MT				
CHEESE	MT				
CASEIN AND MIXTURES	MT				
FATS OILS AND GREASES	MT				
HIDES AND SKINS	NA	***	***		
SHEEP & LAMB SKINS	MT				
FURSKINS	NA	***	***		
WOOL-UNMD,EX FREE	MT				
SAUSAGE CASINGS	NA	***	***		
OTHER ANIMAL PRODUCTS	NA	***	***		
VEGETABLE PRODUCTS	NA	***	***	0	1
GRAINS AND PREPS	NA	***	***		
WHEAT-EX SEED,ED	MT				
BARLEY	MT				
BISCUITS,WAFERS	MT				
FRUITS AND PREPS	NA	***	***		
FRESH OR FROZEN	MT				
STRAWBERRIES	MT				
PREPARED OR PRES	MT				
PINEAPPLES	MT				
FRUIT JUICES	MLT				
NUTS AND PREPS	NA	***	***		
VEGETABLES AND PREPS	NA	***	***	0	1
FRESH OR FROZEN	NA	***	***		
TOMATOES	MT				
PREPARED OR PRES	NA	***	***	0	1
OLIVES	MLT				
MUSHROOMS,CANNED	MT				
HOPS & EXTRACT EQ	MT				
SUGAR AND REL PRODS	NA	***	***		
SUGAR-CANE,BEET	MT				
MOLASSES INEDIBLE	MLT				
CONFECTIONERY PRODS	MT				
SPICES	MT				
TOBACCO,UNMFD	MT				
TOBACCO-FILLER	MT				
TOBACCO-SCRAP	MT				
BEVERAGES EX FR JUICE	MLT				
WINE	MLT				
MALT BEVERAGES	MLT				
FEEDS & FODDERS	NA	***	***		
OILSEDS AND PRODS	NA	***	***		
OILSEDS & OILNUTS	MT				
FLAXSEED	MT				
SESAME SEED	MT				
OILS AND WAXES-VEG	MT				
CASTOR OIL	MT				
COCONUT OIL	MT				
OLIVE OIL	MT				
PALM OIL	MT				
PALM KERNEL OIL	MT				
OILCAKE AND MEAL	MT				
COTTON,EX LINTERS	MT				
COTTON LINTERS	MT				
SEEDS,FIELD & GARDEN	NA	***	***		
NURSERY STOCK	NA	***	***		
OTHER VEG PRODUCTS	NA	***	***		

TABLE 2--U.S. AGRICULTURAL IMPORTS: QUANTITY AND VALUE, COUNTRY BY COMMODITY GROUP, FISCAL YEARS 1978 AND 1979

COUNTRY AND COMMODITY GROUP	UNIT	QUANTITY 1978	QUANTITY 1979	VALUE 1978 $1,000	VALUE 1979 $1,000
553 LAOS		---	---	0	0
COMPLEMENTARY	NA	---	---		
BANANAS-FRESH	MT				
PLANTAINS-FRESH	MT				
COFFEE-GREEN	MT				
COFFEE-ROASTED	MT				
COFFEE-SOLUBLE,EXTRACTS	MT				
COCOA BEANS	MT				
COCOA BUTTER	MT				
COCOA-CAKE,POWDER,ETC	MT				
CHOCOLATE PREPARATIONS	MT				
TEA-CRUDE OR PREPARED	MT				
SPICES	MT				
ALLIED GUMS	MT				
RUBBER-CRUDE	MT				
RUBBER-LATEX	MT				
RUBBER-DRY FORM	MT				
SILK-RAW	MT				
WOOL-UNMFD,FREE	MT				
FIBERS-EX COTTON,JUTE	MT				
OILS-ESSENTIAL	MT				
DRUGS	MT				
OTHER COMPLEMENTARY	NA	---	---		
SUPPLEMENTARY	NA	---	---	0	0
ANIMALS & ANIMAL PRODS	NA	---	---		
ANIMALS-LIVE,EX PLTRY	NA	---	---		
CATTLE-CUTTABLE	NUM				
MEATS AND MEAT PRODS	MT				
MEATS-P,L,BB-WAZ	MT				
MEATS-FRESH,FROZEN	MT				
BEEF AND VEAL	MT				
PORK	MT				
MEATS-PREP,PRES	MT				
BEEF AND VEAL	MT				
PORK	MT				
MUTTON,GOAT, & LAMB	MT				
POULTRY & PRODUCTS	NA	---	---		
DAIRY PRODUCTS	NA	---	---		
NONFAT DRY MILK	MT				
CHEESE	MT				
CASEIN AND MIXTURES	MT				
FATS OILS AND GREASES	MT				
HIDES AND SKINS	NA	---	---		
SHEEP & LAMB SKINS	MT				
FURSKINS	NA	---	---		
WOOL-UNMFD,EX FREE	MT				
SAUSAGE CASINGS	NA	---	---		
OTHER ANIMAL PRODUCTS	NA	---	---		
VEGETABLE PRODUCTS	NA	---	---	6	0
GRAINS AND PREPS	NA	---	---		
WHEAT-EX SEED,FD	MT				
BARLEY	MT				
BISCUITS,WAFERS	MT				
FRUITS AND PREPS	NA	---	---		
FRESH OR FROZEN	MT				
STRAWBERRIES	MT				
PREPARED OR PRES	MT				
PINEAPPLES	MT				
FRUIT JUICES	MLT				
NUTS AND PREPS	NA	---	---		
VEGETABLES AND PREPS	NA	---	---		
FRESH OR FROZEN	NA	---	---		
TOMATOES	MT				
PREPARED OR PRES	NA	---	---		
OLIVES	MLT				
MUSHROOMS,CANNED	MT				
HOPS & EXTRACT FD	MT				
SUGAR AND REL PRODS	NA	---	---		
SUGAR-CANE,BEET	MT				
MOLASSES INEDIBLE	MLT				
CONFECTIONERY PRODS	MT				
SPICES	MT				
TOBACCO,UNMFD	MT				
TOBACCO-FILLER	MT				
TOBACCO-SCRAP	MT				
BEVERAGES EX FR JUICE	MLT				
WINE	MLT				
MALT BEVERAGES	MLT				
FEEDS & FODDERS	NA	---	---		
OILSEEDS AND PRODS	NA	---	---		
OILSEEDS & OILNUTS	MT				
FLAXSEED	MT				
SESAME SEED	MT				
OILS AND WAXES-VEG	MT				
CASTOR OIL	MT				
COCONUT OIL	MT				
OLIVE OIL	MT				
PALM OIL	MT				
PALM KERNEL OIL	MT				
OILCAKE AND MEAL	MT				
COTTON,EX LINTERS	MT				
COTTON LINTERS	MT				
SEEDS,FIELD & GARDEN	NA	---	---		
NURSERY STOCK	NA	---	---		
OTHER VEG PRODUCTS	NA	---	---	6	0

TABLE 2--U.S. AGRICULTURAL IMPORTS: QUANTITY AND VALUE, COUNTRY BY COMMODITY GROUP, FISCAL YEARS 1978 AND 1979

COUNTRY AND COMMODITY GROUP	UNIT	QUANTITY 1978	QUANTITY 1979	VALUE 1978 $1,000	VALUE 1979 $1,000
559 CAMBODIA		---	---	0	0
COMPLEMENTARY	NA	---	---		
BANANAS-FRESH	MT				
PLANTAINS-FRESH	MT				
COFFEE-GREEN	MT				
COFFEE-ROASTED	MT				
COFFEE-SOLUBLE,EXTRACTS	MT				
COCOA BEANS	MT				
COCOA BUTTER	MT				
COCOA-CAKE,POWDER,ETC	MT				
CHOCOLATE PREPARATIONS	MT				
TEA-CRUDE OR PREPARED	MT				
SPICES	MT				
ALLIED GUMS	MT				
RUBBER-CRUDE	MT				
RUBBER-LATEX	MT				
RUBBER-DRY FORM	MT				
SILK-RAW	MT				
WOOL-UNMFD,FREE	MT				
FIBERS-EX COTTON,JUTE	MT				
OILS-ESSENTIAL	MT				
DRUGS	MT				
OTHER COMPLEMENTARY	NA	---	---		
SUPPLEMENTARY	NA	---	---		
ANIMALS & ANIMAL PRODS	NA	---	---		
ANIMALS-LIVE,EX PLTRY	NA	---	---		
CATTLE-DUTIABLE	NNO				
MEATS AND MEAT PRODS	MT				
MEATS-P,L,AB-AR2	MT				
MEATS-FRESH,FROZEN	MT				
BEEF AND VEAL	MT				
PORK	MT				
MEATS-PREP,PRES	MT				
BEEF AND VEAL	MT				
PORK	MT				
MUTTON,GOAT, & LAMB	MT				
POULTRY & PRODUCTS	NA	---	---		
DAIRY PRODUCTS	NA	---	---		
NONFAT DRY MILK	MT				
CHEESE	MT				
CASEIN AND MIXTURES	MT				
FATS OILS AND GREASES	MT				
HIDES AND SKINS	NA	---	---		
SHEEP & LAMB SKINS	MT				
FURSKINS	NA	---	---		
WOOL-UNMFD,EX FREE	MT				
SAUSAGE CASINGS	NA	---	---		
OTHER ANIMAL PRODUCTS	NA	---	---		
VEGETABLE PRODUCTS	NA	---	---	0	0
GRAINS AND PREPS	NA	---	---		
WHEAT-EX SEED,ED	MT				
BARLEY	MT				
BISCUITS,WAFERS	MT				
FRUITS AND PREPS	NA	---	---		
FRESH OR FROZEN	MT				
STRAWBERRIES	MT				
PREPARED OR PRES	MT				
PINEAPPLES	MT				
FRUIT JUICES	MLT				
NUTS AND PREPS	NA	---	---		
VEGETABLES AND PREPS	NA	---	---		
FRESH OR FROZEN	NA	---	---		
TOMATOES	MT				
PREPARED OR PRES	NA	---	---		
OLIVES	MLT				
MUSHROOMS,CANNED	MT				
HOPS & EXTRACT EQ	MT				
SUGAR AND REL PRODS	NA	---	---		
SUGAR-CANE,BEET	MT				
MOLASSES INEDIBLE	MLT				
CONFECTIONERY PRODS	MT				
SPICES	MT				
TOBACCO,UNMFD	MT	0	0	0	0
TOBACCO-FILLER	MT				
TOBACCO-SCRAP	MT				
BEVERAGES EX FR JUICE	MLT				
WINE	MLT				
MALT BEVERAGES	MLT				
FEEDS & FODDERS	NA	---	---		
OILSEDS AND PRODS	NA	---	---		
OILSEEDS & OILNUTS	MT				
FLAXSEED	MT				
SESAME SEED	MT				
OILS AND WAXES-VEG	MT				
CASTOR OIL	MT				
COCONUT OIL	MT				
OLIVE OIL	MT				
PALM OIL	MT				
PALM KERNEL OIL	MT				
OILCAKE AND MEAL	MT				
COTTON,EX LINTERS	MT				
COTTON LINTERS	MT				
SEEDS,FIELD & GARDEN	NA	---	---		
NURSERY STOCK	NA	---	---		
OTHER VEG PRODUCTS	NA	---	---		

TABLE 2 -- U.S. AGRICULTURAL IMPORTS: QUANTITY AND VALUE, COUNTRY BY COMMODITY GROUP, FISCAL YEARS 1978 AND 1979

COUNTRY AND COMMODITY GROUP	UNIT	QUANTITY 1978	QUANTITY 1979	VALUE 1978 $1,000	VALUE 1979 $1,000
557 MALAYSIA		---	---	317926	378131
COMPLEMENTARY	NA	---	---	225795	262136
BANANAS-FRESH	MT				
PLANTAINS-FRESH	MT				
COFFEE-GREEN	MT	176	100	499	759
COFFEE-ROASTED	MT				
COFFEE-SOLUBLE,EXTRACTS	MT	0	0	0	0
COCOA BEANS	MT	492	962	1349	2998
COCOA BUTTER	MT	377	989	1864	4943
COCOA-CAKE,POWDER,ETC	MT	1080	720	4955	2948
CHOCOLATE PREPARATIONS	MT				
TEA-CRUDE OR PREPARED	MT				
SPICES	MT	2308	1855	4982	3792
ALLIED GUMS	MT	373	1477	459	2533
RUBBER-CRUDE	MT	235657	211875	211551	245285
RUBBER-LATEX	MT	21772	18824	21479	22290
RUBBER-DRY FORM	MT	213885	193051	190072	222986
SILK-RAW	MT				
WOOL-UNMFD,FREE	MT				
FIBERS-EX COTTON,JUTE	MT	2	30	2	21
OILS-ESSENTIAL	MT	2	10	28	86
DRUGS	MT	0	0	0	1
OTHER COMPLEMENTARY	NA	---	---	3	14
SUPPLEMENTARY	NA	---	---	92196	115994
ANIMALS & ANIMAL PRODS	NA	---	---	108	168
ANIMALS-LIVE,EX PLTRY	NA	---	---		
CATTLE-DUTTABLE	NMB				
MEATS AND MEAT PRODS	MT	0	5	0	18
* MEATS-P.L.88-482	MT				
MEATS-FRESH,FROZEN	MT				
BEEF AND VEAL	MT				
PORK	MT				
MEATS-PREP,PRES	MT	0	5	0	18
BEEF AND VEAL	MT				
PORK	MT				
MUTTON,GOAT, & LAMB	MT				
POULTRY & PRODUCTS	NA	---	---	20	6
DAIRY PRODUCTS	NA	---	---		
NONFAT DRY MILK	MT				
CHEESE	MT				
CASEIN AND MIXTURES	MT				
FATS OILS AND GREASES	MT				
HIDES AND SKINS	NA	---	---	0	70
SHEEP & LAMB SKINS	MT	0	5	0	10
FURSKINS	NA	---	---		
WOOL-UNMFD,EX FREE	MT				
SAUSAGE CASINGS	NA	---	---		
OTHER ANIMAL PRODUCTS	NA	---	---	88	70
VEGETABLE PRODUCTS	NA	---	---	92088	115831
GRAINS AND PREPS	NA	---	---	17	60
WHEAT-EX SEED,ED	MT				
BARLEY	MT				
BISCUITS,WAFERS	MT	1	10	5	15
FRUITS AND PREPS	NA	---	---	2702	3409
FRESH OR FROZEN	MT				
STRAWBERRIES	MT				
PREPARED OR PRES	MT	4797	5980	2698	3408
PINEAPPLES	MT	4797	5987	2698	3401
FRUIT JUICES	MLT	10	2	4	1
NUTS AND PREPS	NA	---	---	0	16
VEGETABLES AND PREPS	NA	---	---	276	542
FRESH OR FROZEN	NA	---	---		
TOMATOES	MT				
PREPARED OR PRES	NA	---	---	276	542
OLIVES	MLT				
MUSHROOMS,CANNED	MT	0	4	0	21
HOPS & EXTRACT EQ	MT				
SUGAR AND REL PRODS	NA	---	---	0	2
SUGAR-CANE,BEET	MT				
MOLASSES INEDIBLE	MLT				
CONFECTIONERY PRODS	MT				
SPICES	MT	5	9	10	1
TOBACCO,UNMFD	MT	0	0	0	0
TOBACCO-FILLER	MT	0	0	0	0
TOBACCO-SCRAP	MT				
BEVERAGES EX FR JUICE	MLT	0	1	0	1
WINE	MLT				
MALT BEVERAGES	MLT				
FEEDS & FODDERS	NA	---	---		
OILSEEDS AND PRODS	NA	---	---	89075	111783
OILSEEDS & OILNUTS	MT	20	33	33	59
FLAXSEED	MT				
SESAME SEED	MT				
OILS AND WAXES-VEG	MT	145958	175710	89042	111724
CASTOR OIL	MT				
COCONUT OIL	MT	1020	3240	686	3381
OLIVE OIL	MT	523	0	329	0
PALM OIL	MT	143884	171722	65474	88821
PALM KERNEL OIL	MT	40531	53608	22155	30521
OILCAKE AND MEAL	MT				
COTTON,EX LINTERS	MT				
COTTON LINTERS	MT				
SEEDS,FIELD & GARDEN	NA	---	---	0	1
NURSERY STOCK	NA	---	---	0	14
OTHER VEG PRODUCTS	NA	---	---		

TABLE 2--U.S. AGRICULTURAL IMPORTS: QUANTITY AND VALUE, COUNTRY BY COMMODITY GROUP, FISCAL YEARS 1978 AND 1979

COUNTRY AND COMMODITY GROUP	UNIT	QUANTITY 1978	QUANTITY 1979	VALUE 1978 $1,000	VALUE 1979 $1,000
559 SINGAPORE		---	---	40978	66580
COMPLEMENTARY	NA	---	---	34924	57367
BANANAS-FRESH	MT				
PLANTAINS-FRESH	MT				
COFFEE-GREEN	MT	275	0	760	0
COFFEE-ROASTED	MT	0	125	0	334
COFFEE-SOLUBLE,EXTRACTS	MT				
COCOA BEANS	MT	161	299	494	1006
COCOA BUTTER	MT	74	888	320	4183
COCOA-CAKE,POWDER,ETC	MT	160	317	912	914
CHOCOLATE PREPARATIONS	MT	2	0	11	0
TEA-CRUDE OR PREPARED	MT				
SPICES	MT	761	333	1933	767
ALLIED GUMS	MT	1659	1082	4668	3257
RUBBER-CRUDE	MT	30813	00836	26681	46639
RUBBER-LATEX	MT	821	39	628	55
RUBBER-DRY FORM	MT	29592	40397	25053	46584
SILK-RAW	MT				
WOOL-UNMFD,FREE	MT				
FIBERS-EX COTTON,JUTE	MT				
OILS-ESSENTIAL	MT	19	27	116	302
DRUGS	MT	12	0	29	0
OTHER COMPLEMENTARY	NA	---	---	0	3
SUPPLEMENTARY	NA	---	---	6055	9213
ANIMALS & ANIMAL PRODS	NA	---	---	614	2772
ANIMALS-LIVE,EX PLTRY	NA	---	---	52	25
CATTLE-DUTTABLE	HNO				
MEATS AND MEAT PRODS	MT				
MEATS-P.L.#8-#82	MT				
MEATS-FRESH,FROZEN	MT				
BEEF AND VEAL	MT				
PORK	MT				
MEATS-PREP,PRES	MT				
BEEF AND VEAL	MT				
PORK	MT				
MUTTON,GOAT, & LAMB	MT				
POULTRY & PRODUCTS	NA	---	---	480	2380
DAIRY PRODUCTS	NA	---	---		
NONFAT DRY MILK	MT				
CHEESE	MT				
CASEIN AND MIXTURES	MT				
FATS OILS AND GREASES	MT				
HIDES AND SKINS	NA	---	---	116	138
SHEEP & LAMB SKINS	MT				
FURSKINS	NA	---	---		
WOOL-UNMD,EX FREE	MT				
SAUSAGE CASINGS	NA	---	---		
OTHER ANIMAL PRODUCTS	NA	---	---	5	29
VEGETABLE PRODUCTS	NA	---	---	5040	6442
GRAINS AND PREPS	NA	---	---	175	201
WHEAT-EX SEED,FD	MT				
BARLEY	MT				
BISCUITS,WAFERS	MT	1	10	3	17
FRUITS AND PREPS	NA	---	---	1838	1581
FRESH OR FROZEN	MT				
STRAWBERRIES	MT				
PREPARED OR PRES	MT	3309	2607	1827	1536
PINEAPPLES	MT	3298	2597	1813	1524
FRUIT JUICES	MLT	12	8	6	6
NUTS AND PREPS	NA	---	---	18	440
VEGETABLES AND PREPS	NA	---	---	255	361
FRESH OR FROZEN	NA	---	---		
TOMATOES	MT				
PREPARED OR PRES	NA	---	---	255	361
OLIVES	MLT				
MUSHROOMS,CANNED	MT				
HOPS & EXTRACT EQ	MT				
SUGAR AND REL PRODS	NA	---	---	1	4
SUGAR-CANE,BEET	MT				
MOLASSES INEDIBLE	MLT				
CONFECTIONERY PRODS	MT	0	1	0	1
SPICES	MT	33	34	58	39
TOBACCO,UNMFD	MT				
TOBACCO-FILLER	MT				
TOBACCO-SCRAP	MT				
BEVERAGES EX FR JUICE	MLT	60	84	61	59
WINE	MLT	5	0	10	0
MALT BEVERAGES	MLT	23	11	10	9
FEEDS & FODDERS	NA	---	---		
OILSEEDS AND PRODS	NA	---	---	1232	1870
OILSEEDS & OILNUTS	MT	81	91	85	139
FLAXSEED	MT				
SESAME SEED	MT				
OILS AND WAXES-VEG	MT	2528	2128	1147	1738
CASTOR OIL	MT				
COCONUT OIL	MT	0	0	0	0
OLIVE OIL	MT				
PALM OIL	MT	1527	497	654	274
PALM KERNEL OIL	MT	969	1602	447	1392
OILCAKE AND MEAL	MT				
COTTON,EX LINTERS	MT				
COTTON LINTERS	MT				
SEEDS,FIELD & GARDEN	NA	---	---	11	8
NURSERY STOCK	NA	---	---	77	68
OTHER VEG PRODUCTS	NA	---	---	1721	1883

TABLE 2--U.S. AGRICULTURAL IMPORTS: QUANTITY AND VALUE, COUNTRY BY COMMODITY GROUP, FISCAL YEARS 1978 AND 1979

COUNTRY AND COMMODITY GROUP	UNIT	QUANTITY 1978	QUANTITY 1979	VALUE 1978 $1,000	VALUE 1979 $1,000
SOU INDONESIA		---	---	552639	775557
COMPLEMENTARY	NA	---	---	535825	764516
BANANAS-FRESH	MT				
PLANTAINS-FRESH	MT				
COFFEE-GREEN	MT	58551	92618	144752	236831
COFFEE-ROASTED	MT	12	50	57	172
COFFEE-SOLUBLE,EXTRACTS	MT	0	20	0	180
COCOA BEANS	MT	71	905	234	1387
COCOA BUTTER	MT	0	87	0	230
COCOA-CAKE,POWDER,ETC	MT				
CHOCOLATE PREPARATIONS	MT				
TEA-CRUDE OR PREPARED	MT	10786	9729	10816	14985
SPICES	MT	18079	23467	35790	38959
ALLIED GUMS	MT	197	208	236	281
RUBBER-CRUDE	MT	395207	426270	325203	458625
RUBBER-LATEX	MT	14208	15261	12969	16942
RUBBER-DRY FORM	MT	380999	411009	312231	441683
SILK-RAW	MT				
WOOL-UNMFD,FREE	MT				
FIBERS-EX COTTON,JUTE	MT	41	22	51	20
OILS-ESSENTIAL	MT	556	987	8379	12846
DRUGS	MT	0	0	0	1
OTHER COMPLEMENTARY	NA	---	---	148	0
SUPPLEMENTARY	NA	---	---	16814	11041
ANIMALS & ANIMAL PRODS	NA	---	---	1563	2721
ANIMALS-LIVE,EX PLTRY	NA	---	---		
CATTLE-DUTIABLE	NNO				
MEATS AND MEAT PRODS	MT	33	20	182	93
MEATS-P.L.88-482	MT				
MEATS-FRESH,FROZEN	MT	33	20	182	93
BEEF AND VEAL	MT				
PORK	MT				
MEATS-PREP,PRES	MT				
BEEF AND VEAL	MT				
PORK	MT				
MUTTON,GOAT, & LAMB	MT				
POULTRY & PRODUCTS	NA	---	---	60	20
DAIRY PRODUCTS	NA	---	---		
NONFAT DRY MILK	MT				
CHEESE	MT				
CASEIN AND MIXTURES	MT				
FATS OILS AND GREASES	MT				
HIDES AND SKINS	NA	---	---	1209	2449
SHEEP & LAMB SKINS	MT	69	59	582	455
FURSKINS	NA	---	---		
WOOL-UNMFD,EX FREE	MT				
SAUSAGE CASINGS	NA	---	---		
OTHER ANIMAL PRODUCTS	NA	---	---	73	159
VEGETABLE PRODUCTS	NA	---	---	15251	8320
GRAINS AND PREPS	NA	---	---	31	20
WHEAT,EX SEED,ED	MT				
BARLEY	MT				
BISCUITS,WAFERS	MT	0	0	1	1
FRUITS AND PREPS	NA	---	---	142	21
FRESH OR FROZEN	MT				
STRAWBERRIES	MT				
PREPARED OR PRES	MT	305	82	142	21
PINEAPPLES	MT	305	82	141	21
FRUIT JUICES	MLT				
NUTS AND PREPS	NA	---	---	27	57
VEGETABLES AND PREPS	NA	---	---	9	8
FRESH OR FROZEN	NA	---	---		
TOMATOES	MT				
PREPARED OR PRES	NA	---	---	9	8
OLIVES	MLT				
MUSHROOMS,CANNED	MT				
HOPS & EXTRACT FQ	MT				
SUGAR AND REL PRODS	NA	---	---	1	0
SUGAR-CANE,BEET	MT				
MOLASSES INFOTABLE	MLT				
CONFECTIONERY PRODS	MT	1	0	1	0
SPICES	MT	135	210	201	295
TOBACCO,UNMFD	MT	3812	3683	3230	4032
TOBACCO-STEMMED	MT	709	130	766	167
TOBACCO-SCRAP	MT	2679	3528	2907	3817
BEVERAGES EX FR JUICE	MLT				
WINE	MLT				
MALT BEVERAGES	MLT				
FEEDS & FODDERS	NA	---	---		
OILSEEDS AND PRODS	NA	---	---	11562	3797
OILSEEDS & OILNUTS	MT	13	6	22	8
FLAXSEED	MT				
SESAME SEED	MT				
OILS AND WAXES-VEG	MT	23766	6591	11541	3789
CASTOR OIL	MT				
COCONUT OIL	MT	1015	0	559	0
OLIVE OIL	MT				
PALM OIL	MT	16013	5609	7072	3224
PALM KERNEL OIL	MT	6738	982	3910	565
OILCAKE AND MEAL	MT				
COTTON,EX LINTERS	MT				
COTTON LINTERS	MT				
SEEDS,FIELD & GARDEN	NA	---	---	11	47
NURSERY STOCK	NA	---	---	4	3
OTHER VEG PRODUCTS	NA	---	---	39	39

TABLE 2--U.S. AGRICULTURAL IMPORTS: QUANTITY AND VALUE, COUNTRY BY COMMODITY GROUP, FISCAL YEARS 1978 AND 1979

COUNTRY AND COMMODITY GROUP	UNIT	QUANTITY 1978	QUANTITY 1979	VALUE 1978 $1,000	VALUE 1979 $1,000
565 PHILIPPINES		---	---	533680	568436
COMPLEMENTARY	NA	---	---	10579	30471
BANANAS-FRESH	MT	2	0	1	1
PLANTAINS-FRESH	MT				
COFFEE-GREEN	MT	3209	4979	8637	13113
COFFEE-ROASTED	MT	0	218	0	573
COFFEE-SOLUBLE,EXTRACTS	MT	21	0	66	0
COCOA BEANS	MT				
COCOA BUTTER	MT	525	884	2076	4098
COCOA-CAKE,POWDER,ETC	MT	0	0	0	0
CHOCOLATE PREPARATIONS	MT	1	1	2	3
TEA-CRUDE OR PREPARED	MT				
SPICES	MT	20	30	16	18
ALLIED GUMS	MT				
RUBBER-CRUDE	MT	823	1533	684	1608
RUBBER-LATEX	MT				
RUBBER-DRY FORM	MT	823	1533	684	1608
SILK-RAW	MT				
WOOL-UNMFD,FREE	MT				
FIBERS-EX COTTON,JUTE	MT	13972	15333	6602	8392
OILS-ESSENTIAL	MT	0	2	22	1
DRUGS	MT	0	0	9	0
OTHER COMPLEMENTARY	NA	---	---	1462	2665
SUPPLEMENTARY	NA	---	---	513501	537965
ANIMALS & ANIMAL PRODS	NA	---	---	305	430
ANIMALS-LIVE,EX POLTRY	NA	---	---		
CATTLE-DUTIABLE	HEAD				
MEATS AND MEAT PRODS	MT	7	0	20	0
MEATS-P,L,&B-482	MT				
MEATS-FRESH,FROZEN	MT				
BEEF AND VEAL	MT				
PORK	MT				
MEATS-PREP,PRES	MT				
BEEF AND VEAL	MT				
PORK	MT				
MUTTON,GOAT, & LAMB	MT				
POULTRY & PRODUCTS	NA	---	---	3	5
DAIRY PRODUCTS	NA	---	---	0	5
NONFAT DRY MILK	MT				
CHEESE	MT				
CASEIN AND MIXTURES	MT				
FATS OILS AND GREASES	MT				
HIDES AND SKINS	NA	---	---	3	28
SHEEP & LAMB SKINS	MT	0	1	0	28
FURSKINS	NA	---	---		
WOOL-UNMFD,EX FREE	MT				
SAUSAGE CASINGS	NA	---	---		
OTHER ANIMAL PRODUCTS	NA	---	---	279	397
VEGETABLE PRODUCTS	NA	---	---	513197	537531
GRAINS AND PREPS	NA	---	---	1879	1957
WHEAT-EX SEED,FD	MT				
BARLEY	MT				
BISCUITS,WAFERS	MT	48	67	99	118
FRUITS AND PREPS	NA	---	---	63741	65596
FRESH OR FROZEN	MT	2	1	2	2
STRAWBERRIES	MT				
PREPARED OR PRES	MT	108451	106753	53916	54639
PINEAPPLES	MT	104273	102817	51399	51539
FRUIT JUICES	MLT	76306	70587	9823	10954
NUTS AND PREPS	NA	---	---	37832	41037
VEGETABLES AND PREPS	NA	---	---	373	235
FRESH OR FROZEN	NA	---	---	12	26
TOMATOES	MT				
PREPARED OR PRES	NA	---	---	361	209
OLIVES	MLT				
MUSHROOMS,CANNED	MT	1	0	13	0
HOPS & EXTRACT EQ	MT				
SUGAR AND REL PRODS	NA	---	---	179264	89639
SUGAR-CANE,BEET	MT	88722	89246	179258	89611
MOLASSES INEDIBLE	MLT				
CONFECTIONERY PRODS	MT	5	10	8	28
SPICES	MT	0	1	1	2
TOBACCO,UNMFD	MT	6642	4706	7125	7330
TOBACCO-FILLER	MT	371	390	403	461
TOBACCO-SCRAP	MT	6164	4141	6707	6852
BEVERAGES EX FR JUICE	MLT	3271	3543	1387	1405
WINE	MLT	0	0	1	0
MALT BEVERAGES	MLT	3265	3356	1380	1395
FEEDS & FODDERS	NA	---	---		
OILSEEDS AND PRODS	NA	---	---	221878	330323
OILSEEDS & OILNUTS	MT	180	0	223	1
FLAXSEED	MT				
SESAME SEED	MT				
OILS AND WAXES-VEG	MT	431543	488291	221656	330322
CASTOR OIL	MT				
COCONUT OIL	MT	430503	487278	221256	329503
OLIVE OIL	MT				
PALM OIL	MT	1040	515	399	425
PALM KERNEL OIL	MT	0	498	0	394
OILCAKE AND MEAL	MT				
COTTON,EX LINTERS	MT				
COTTON LINTERS	MT				
SEEDS,FIELD & GARDEN	NA	---	---	1	1
NURSERY STOCK	NA	---	---	22	6
OTHER VEG PRODUCTS	NA	---	---	94	0

TABLE 2 --U.S. AGRICULTURAL IMPORTS: QUANTITY AND VALUE, COUNTRY BY COMMODITY GROUP, FISCAL YEARS 1978 AND 1979

COUNTRY AND COMMODITY GROUP	UNIT	QUANTITY 1978	QUANTITY 1979	VALUE 1978 $1,000	VALUE 1979 $1,000
566 MACAU		---	---	55	81
COMPLEMENTARY	NA	---	---	22	36
BANANAS-FRESH	MT				
PLANTAINS-FRESH	MT				
COFFEE-GREEN	MT				
COFFEE-ROASTED	MT				
COFFEE-SOLUBLE,EXTRACTS	MT				
COCOA BEANS	MT				
COCOA BUTTER	MT				
COCOA-CAKE,POWDER,ETC	MT				
CHOCOLATE PREPARATIONS	MT				
TEA-CRUDE OR PREPARED	MT				
SPICES	MT	10	30	3	35
ALLIED GUMS	MT				
RUBBER-CRUDE	MT				
RUBBER-LATEX	MT				
RUBBER-DRY FORM	MT				
SILK-RAW	MT				
WOOL-UNMFD,FREE	MT				
FIBERS-EX COTTON,JUTE	MT				
OILS-ESSENTIAL	MT	0	0	19	0
DRUGS	MT	0	1	0	1
OTHER COMPLEMENTARY	NA	---	---		
SUPPLEMENTARY	NA	---	---	13	45
ANIMALS & ANIMAL PRODS	NA	---	---		
ANIMALS-LIVE,EX PLTRY	NA	---	---		
CATTLE-DUTIABLE	HND				
MEATS AND MEAT PRODS	MT				
MEATS-B,L,&O-BA2	MT				
MEATS-FRESH,FROZEN	MT				
BEEF AND VEAL	MT				
PORK	MT				
MEATS-PREP,PRES	MT				
BEEF AND VEAL	MT				
PORK	MT				
MUTTON,GOAT, & LAMB	MT				
POULTRY & PRODUCTS	NA	---	---		
DAIRY PRODUCTS	NA	---	---		
NONFAT DRY MILK	MT				
CHEESE	MT				
CASEIN AND MIXTURES	MT				
FATS OILS AND GREASES	MT				
HIDES AND SKINS	NA	---	---		
SHEEP & LAMB SKINS	MT				
FURSKINS	NA	---	---		
WOOL-UNMFD,EX FREE	MT				
SAUSAGE CASINGS	NA	---	---		
OTHER ANIMAL PRODUCTS	NA	---	---		

COMMODITY GROUP	UNIT	QUANTITY 1978	QUANTITY 1979	VALUE 1978 $1,000	VALUE 1979 $1,000
VEGETABLE PRODUCTS	NA	---	---	13	45
GRAINS AND PREPS	NA	---	---	8	11
WHEAT-EX SEED,ED	MT				
BARLEY	MT				
BISCUITS,WAFERS	MT	0	5	0	10
FRUITS AND PREPS	NA	---	---		
FRESH OR FROZEN	MT				
STRAWBERRIES	MT				
PREPARED OR PRES	MT				
PINEAPPLES	MT				
FRUIT JUICES	MLT				
NUTS AND PREPS	NA	---	---		
VEGETABLES AND PREPS	NA	---	---	0	35
FRESH OR FROZEN	NA	---	---		
TOMATOES	MT				
PREPARED OR PRES	NA	---	---	0	35
OLIVES	MLT				
MUSHROOMS,CANNED	MT	0	20	0	35
HOPS & EXTRACT FO	MT				
SUGAR AND REL PRODS	NA	---	---	5	0
SUGAR-CANE,BEET	MT				
MOLASSES INEDIBLE	MLT				
CONFECTIONERY PRODS	MT	1	0	5	0
SPICES	MT				
TOBACCO,UNMFD	MT	0	0	0	0
TOBACCO-FILLER	MT				
TOBACCO-SCRAP	MT				
BEVERGES EX FR JUICE	MLT				
WINE	MLT				
MALT BEVERAGES	MLT				
FEEDS & FODDERS	NA	---	---		
OILSEDS AND PRODS	NA	---	---		
OILSEDS & OILNUTS	MT				
FLAXSEED	MT				
SESAME SEED	MT				
OILS AND WAXES-VEG	MT				
CASTOR OIL	MT				
COCONUT OIL	MT				
OLIVE OIL	MT				
PALM OIL	MT				
PALM KERNEL OIL	MT				
OILCAKE AND MEAL	MT				
COTTON,EX LINTERS	MT				
COTTON LINTERS	MT				
SEEDS,FIELD & GARDEN	NA	---	---		
NURSERY STOCK	NA	---	---		
OTHER VEG PRODUCTS	NA	---	---		

TABLE 2--U.S. AGRICULTURAL IMPORTS: QUANTITY AND VALUE, COUNTRY BY COMMODITY GROUP, FISCAL YEARS 1978 AND 1979

COUNTRY AND COMMODITY GROUP	UNIT	QUANTITY 1978	QUANTITY 1979	VALUE 1978 $1,000	VALUE 1979 $1,000
570 CHINA MAINLAND		---	---	79968	77671
COMPLEMENTARY	NA	---	---	19397	27841
BANANAS-FRESH	MT				
PLANTAINS-FRESH	MT				
COFFEE-GREEN	MT	0	52	0	155
COFFEE-ROASTED	MT	0	0	0	0
COFFEE-SOLUBLE,EXTRACTS	MT				
COCOA BEANS	MT				
COCOA BUTTER	MT				
COCOA-CAKE,POWDER,ETC	MT	290	0	1801	0
CHOCOLATE PREPARATIONS	MT	1	0	2	2
TEA-CRUDE OR PREPARED	MT	2228	5386	4019	7090
SPICES	MT	1906	2197	2054	2521
ALLIED GUMS	MT				
RUBBER-CRUDE	MT				
RUBBER-LATEX	MT				
RUBBER-DRY FORM	MT				
SILK-RAW	MT	171	263	3600	6186
WOOL-UNMFD,FREE	MT				
FIBERS-EX COTTON,JUTE	MT				
OILS-ESSENTIAL	MT	285	534	5472	5659
DRUGS	MT	3282	15067	2354	5950
OTHER COMPLEMENTARY	NA	---	---	95	270
SUPPLEMENTARY	NA	---	---	59571	49431
ANIMALS & ANIMAL PRODS	NA	---	---	41913	26604
ANIMALS-LIVE,EX PLTRY	NA	---	---		
CATTLE-DUTIABLE	NHD				
MEATS AND MEAT PRODS	MT	521	759	675	945
MEATS-P.L.88-482	MT				
MEATS-FRESH,FROZEN	MT	521	757	675	939
BEEF AND VEAL	MT				
PORK	MT				
MEATS-PREP,PRES	MT	0	2	0	6
BEEF AND VEAL	MT				
PORK	MT				
MUTTON,GOAT, & LAMB	MT				
POULTRY & PRODUCTS	NA	---	---	26794	7841
DAIRY PRODUCTS	NA	---	---	1	0
NONFAT DRY MILK	MT				
CHEESE	MT				
CASEIN AND MIXTURES	MT				
FATS OILS AND GREASES	MT	0	0	0	0
HIDES AND SKINS	NA	---	---	90	547
SHEEP & LAMB SKINS	MT				
FURSKINS	NA	---	---	88	222
WOOL-UNMFD,EX FREE	MT	697	311	4909	2585
SAUSAGE CASINGS	NA	---	---	1060	1870
OTHER ANIMAL PRODUCTS	NA	---	---	8378	12812
VEGETABLE PRODUCTS	NA	---	---	17858	23227
GRAINS AND PREPS	NA	---	---	1548	1777
WHEAT-EX SEED,FD	MT				
BARLEY	MT				
BISCUITS,WAFERS	MT	10	12	20	23
FRUITS AND PREPS	NA	---	---	1067	1538
FRESH OR FROZEN	MT	0	0	5	1
STRAWBERRIES	MT	0	0	2	0
PREPARED OR PRES	MT	757	1118	1059	1484
PINEAPPLES	MT				
FRUIT JUICES	MLT	8	188	5	54
NUTS AND PREPS	NA	---	---	7204	8033
VEGETABLES AND PREPS	NA	---	---	2735	2506
FRESH OR FROZEN	NA	---	---	227	227
TOMATOES	MT				
PREPARED OR PRES	NA	---	---	2508	2368
OLIVES	MLT				
MUSHROOMS,CANNED	MT	10	30	30	58
HOPS & EXTRACT EQ	MT	0	0	0	0
SUGAR AND REL PRODS	NA	---	---	348	3910
SUGAR-CANE,BEET	MT	23	9	10	4
MOLASSES INFOIBLE	MLT				
CONFECTIONERY PRODS	MT	52	59	59	67
SPICES	MT	716	967	976	1403
TOBACCO,UNMFD	MT	289	88	381	15
TOBACCO-FILLER	MT	288	7	380	9
TOBACCO-SCRAP	MT	1	2	1	0
BEVERAGES EX FR JUICE	MLT	278	609	188	314
WINE	MLT	23	12	45	17
MALT BEVERAGES	MLT	233	582	120	275
FEEDS & FEEDERS	NA	---	---		
OILSEDS AND PRODS	NA	---	---	3137	3186
OILSEDS & OILNUTS	MT	120	100	121	104
FLAXSEED	MT				
SESAME SEED	MT	2	3	4	6
OILS AND WAXES-VEG	MT	1735	2655	3017	3082
CASTOR OIL	MT	295	0	268	0
COCONUT OIL	MT				
OLIVE OIL	MT	0	0	0	0
PALM OIL	MT				
PALM KERNEL OIL	MT				
OILCAKE AND MEAL	MT				
COTTON,EX LINTERS	MT	0	0	0	0
COTTON LINTERS	MT	0	89	0	51
SEEDS,FIELD & GARDEN	NA	---	---	4	50
NURSERY STOCK	NA	---	---	5	1
OTHER VEG PRODUCTS	NA	---	---	68	312

TABLE 2--U.S. AGRICULTURAL IMPORTS: QUANTITY AND VALUE, COUNTRY BY COMMODITY GROUP, FISCAL YEARS 1978 AND 1979

COUNTRY AND COMMODITY GROUP	UNIT	QUANTITY 1978	QUANTITY 1979	VALUE 1978 $1,000	VALUE 1979 $1,000
574 MONGOLIA		---	---	2919	4291
COMPLEMENTARY	NA	---	---		
BANANAS-FRESH	MT				
PLANTAINS-FRESH	MT				
COFFEE-GREEN	MT				
COFFEE-ROASTED	MT				
COFFEE-SOLUBLE,EXTRACTS	MT				
COCOA BEANS	MT				
COCOA BUTTER	MT				
COCOA-CAKE,POWDER,ETC	MT				
CHOCOLATE PREPARATIONS	MT				
TEA-CRUDE OR PREPARED	MT				
SPICES	MT				
ALLIED GUMS	MT				
RUBBER-CRUDE	MT				
RUBBER-LATEX	MT				
RUBBER-DRY FORM	MT				
SILK-RAW	MT				
WOOL-UNMFD,FREE	MT				
FIBERS-EX COTTON,JUTE	MT				
OILS-ESSENTIAL	MT				
DRUGS	MT				
OTHER COMPLEMENTARY	NA	---	---		
SUPPLEMENTARY	NA	---	---	2919	4291
ANIMALS & ANIMAL PRODS	NA	---	---	2919	4291
ANIMALS-LIVE,EX PLTRY	NA	---	---		
CATTLE-DUTIABLE	NNO				
MEATS AND MEAT PRODS	MT				
MEATS-P.L.#A-482	MT				
MEATS-FRESH,FROZEN	MT				
BEEF AND VEAL	MT				
PORK	MT				
MEATS-PREP,PRES	MT				
BEEF AND VEAL	MT				
PORK	MT				
MUTTON,GOAT, & LAMB	MT				
POULTRY & PRODUCTS	NA	---	---		
DAIRY PRODUCTS	NA	---	---		
NONFAT DRY MILK	MT				
CHEESE	MT				
CASEIN AND MIXTURES	MT				
FATS OILS AND GREASES	MT				
HIDES AND SKINS	NA	---	---	57	26
SHEEP & LAMB SKINS	MT				
FURSKINS	NA	---	---	57	26
WOOL-UNMD,EX FREE	MT	388	655	2862	4265
SAUSAGE CASINGS	NA	---	---		
OTHER ANIMAL PRODUCTS	NA	---	---		
VEGETABLE PRODUCTS	NA	---	---		
GRAINS AND PREPS	NA	---	---		
WHEAT-EX SEED,FD	MT				
BARLEY	MT				
BISCUITS,WAFERS	MT				
FRUITS AND PREPS	NA	---	---		
FRESH OR FROZEN	MT				
STRAWBERRIES	MT				
PREPARED OR PRES	MT				
PINEAPPLES	MT				
FRUIT JUICES	MLT				
NUTS AND PREPS	NA	---	---		
VEGETABLES AND PREPS	NA	---	---		
FRESH OR FROZEN	NA	---	---		
TOMATOES	MT				
PREPARED OR PRES	NA	---	---		
OLIVES	MLT				
MUSHROOMS,CANNED	MT				
HOPS & EXTRACT EQ	MT				
SUGAR AND REL PRODS	NA	---	---		
SUGAR-CANE,BEET	MT				
MOLASSES INEDIBLE	MLT				
CONFECTIONERY PRODS	MT				
SPICES	MT				
TOBACCO,UNMFD	MT				
TOBACCO-FILLER	MT				
TOBACCO-SCRAP	MT				
BEVERAGES EX FR JUICE	MLT				
WINE	MLT				
MALT BEVERAGES	MLT				
FEEDS & FODDERS	NA	---	---		
OILSEEDS AND PRODS	NA	---	---		
OILSEEDS & OILNUTS	MT				
FLAXSEED	MT				
SESAME SEED	MT				
OILS AND WAXES-VEG	MT				
CASTOR OIL	MT				
COCONUT OIL	MT				
OLIVE OIL	MT				
PALM OIL	MT				
PALM KERNEL OIL	MT				
OILCAKE AND MEAL	MT				
COTTON,EX LINTERS	MT				
COTTON LINTERS	MT				
SEEDS,FIELD & GARDEN	NA	---	---		
NURSERY STOCK	NA	---	---		
OTHER VEG PRODUCTS	NA	---	---		

TABLE 2 --U.S. AGRICULTURAL IMPORTS: QUANTITY AND VALUE, COUNTRY BY COMMODITY GROUP, FISCAL YEARS 1978 AND 1979

COUNTRY AND COMMODITY GROUP	UNIT	QUANTITY 1978	QUANTITY 1979	VALUE 1978 $1,000	VALUE 1979 $1,000
580 KOREA, REPUBLIC OF		---	---	581581	685881
COMPLEMENTARY	NA	---	---	3659	10348
BANANAS-FRESH	MT				
PLANTAINS-FRESH	MT				
COFFEE-GREEN	MT				
COFFEE-ROASTED	MT				
COFFEE-SOLUBLE,EXTRACTS	MT				
COCOA BEANS	MT				
COCOA BUTTER	MT				
COCOA-CAKE,POWDER,ETC	MT				
CHOCOLATE PREPARATIONS	MT				
TEA-CRUDE OR PREPARED	MT	81	33	172	68
SPICES	MT	9	2	58	8
ALLIED GUMS	MT				
RUBBER-CRUDE	MT				
RUBBER-LATEX	MT				
RUBBER-DRY FORM	MT				
SILK-RAW	MT				
WOOL-UNMFG,FREE	MT				
FIBERS-EX COTTON,JUTE	MT	0	3	0	18
OILS-ESSENTIAL	MT	0	1	0	28
DRUGS	MT	150	181	3231	9992
OTHER COMPLEMENTARY	NA	---	---	205	230
SUPPLEMENTARY	NA	---	---	54899	58248
ANIMALS & ANIMAL PRODS	NA	---	---	416	688
ANIMALS-LIVE,EX PLTRY	NA	---	---		
CATTLE-QUITTABLE	NO				
MEATS AND MEAT PRODS	MT	9	0	26	0
MEATS-P.L.88-482	MT				
MEATS-FRESH,FROZEN	MT				
BEEF AND VEAL	MT				
PORK	MT				
MEATS-PREP,PRES	MT	9	0	26	0
BEEF AND VEAL	MT				
PORK	MT				
MUTTON,GOAT, & LAMB	MT				
POULTRY & PRODUCTS	NA	---	---	3	225
DAIRY PRODUCTS	NA	---	---	0	2
NONFAT DRY MILK	MT				
CHEESE	MT				
CASEIN AND MIXTURES	MT				
FATS OILS AND GREASES	MT				
HIDES AND SKINS	NA	---	---	37	0
SHEEP & LAMB SKINS	MT				
FURSKINS	NO	---	---		
WOOL-UNMFG,EX FREE	MT				
SAUSAGE CASINGS	NA	---	---	61	282
OTHER ANIMAL PRODUCTS	NA	---	---	291	180
VEGETABLE PRODUCTS	NA	---	---	54083	57556
GRAINS AND PREPS	NA	---	---	1022	1435
WHEAT,EX SEED,FD	MT				
BARLEY	MT	2	0	0	1
BISCUITS,WAFERS	MT	62	24	189	78
FRUITS AND PREPS	NA	---	---	952	1180
FRESH OR FROZEN	MT	0	82	0	9
STRAWBERRIES	MT				
PREPARED OR PRES	MT	1139	1210	950	1171
PINEAPPLES	MT				
FRUIT JUICES	MLT	3	0	2	0
NUTS AND PREPS	NA	---	---	28	30
VEGETABLES AND PREPS	NA	---	---	32697	30891
FRESH OR FROZEN	NA	---	---	0	21
TOMATOES	MT				
PREPARED OR PRES	NA	---	---	32692	30870
OLIVES	MLT				
MUSHROOMS,CANNED	MT	12522	12268	27472	25818
HOPS & EXTRACT FD	MT				
SUGAR AND REL PRODS	NA	---	---	218	172
SUGAR-CANE,BEET	MT	469	0	118	0
MOLASSES EDIBLE	MLT				
CONFECTIONERY PRODS	MT	41	78	91	172
SPICES	MT	30	1	77	5
TOBACCO,UNMFD	MT	7702	7946	18838	18599
TOBACCO-FILLER	MT	256	1	598	1
TOBACCO-SCRAP	MT	7320	7487	18280	18538
BEVERGES EX FR JUICE	MLT	121	39	42	47
WINE	MLT	5	34	8	34
MALT BEVERAGES	MLT	116	0	38	0
FEEDS & FODDERS	NA	---	---	0	0
OILSEEDS AND PRODS	NA	---	---	135	5174
OILSEEDS & OILNUTS	MT	141	0	135	2
FLAXSEED	MT				
SESAME SEED	MT	0	0	0	1
OILS AND WAXES-VEG	MT	0	6854	1	5172
CASTOR OIL	MT				
COCONUT OIL	MT	0	6853	0	5167
OLIVE OIL	MT				
PALM OIL	MT				
PALM KERNEL OIL	MT				
OILCAKE AND MEAL	MT				
COTTON,EX LINTERS	MT				
COTTON LINTERS	MT				
SEEDS,FIELD & GARDEN	NA	---	---	9	12
NURSERY STOCK	NA	---	---	16	10
OTHER VEG PRODUCTS	NA	---	---		

Reproduced from best available copy.

TABLE 2--U.S. AGRICULTURAL IMPORTS: QUANTITY AND VALUE, COUNTRY BY COMMODITY GROUP, FISCAL YEARS 1978 AND 1979

COUNTRY AND COMMODITY GROUP	UNIT	QUANTITY 1978	QUANTITY 1979	VALUE 1978 $1,000	VALUE 1979 $1,000
582 HONG KONG		---	---	23589	29445
COMPLEMENTARY	MA	---	---	1689	1739
BANANAS-FRESH	MT				
PLANTAINS-FRESH	MT	0	0	0	0
COFFEE-GREEN	MT	0	100	0	255
COFFEE-ROASTED	MT	0	1	0	3
COFFEE-SOLUBLE,EXTRACTS	MT				
COCOA BEANS	MT				
COCOA BUTTER	MT				
COCOA-CAKE-POWDER,ETC	MT				
CHOCOLATE PREPARATIONS	MT	58	67	91	102
TEA-CRUDE OR PREPARED	MT	219	271	510	605
SPICES	MT	239	79	250	102
ALLIED GUMS	MT				
RUBBER-CRUDE	MT				
RUBBER-LATEX	MT				
RUBBER-DRY FORM	MT				
SILK-RAW	MT	5	3	135	69
WOOL-UNMFD,FREE	MT				
FIBERS-EX COTTON,JUTE	MT				
OILS-ESSENTIAL	MT	3	9	155	383
DRUGS	MT	23	26	283	174
OTHER COMPLEMENTARY	MA	---	---	84	84
SUPPLEMENTARY	MA	---	---	22120	27706
ANIMALS & ANIMAL PRODS	MA	---	---	2688	1087
ANIMALS-LIVE,EX PLTRY	MA	---	---	3	29
CATTLE-DUTIABLE	NMB				
MEATS AND MEAT PRODS	MT	2	29	93	130
MEATS-P,L,AB-ART	MT				
MEATS-FRESH,FROZEN	MT	0	20	0	125
BEEF AND VEAL	MT				
PORK	MT				
MEATS-PREP,PRES	MT				
BEEF AND VEAL	MT				
PORK	MT				
MUTTON,GOAT, & LAMB	MT				
POULTRY & PRODUCTS	MA	---	---	2293	638
DAIRY PRODUCTS	MA	---	---	0	0
NONFAT DRY MILK	MT				
CHEESE	MT				
CASEIN AND MIXTURES	MT				
FATS OILS AND GREASES	MT	0	1	0	1
HIDES AND SKINS	MA	---	---		
SHEEP & LAMB SKINS	MT				
FURSKINS	MA	---	---		
WOOL-UNMD,EX FREE	MT				
SAUSAGE CASINGS	MA	---	---	62	110
OTHER ANIMAL PRODUCTS	MA	---	---	506	584
VEGETABLE PRODUCTS	MA	---	---	19232	26219
GRAINS AND PREPS	MA	---	---	3080	5108
WHEAT-EX SEED,ED	MT				
BARLEY	MT	0	2	0	1
BISCUITS,WAFERS	MT	205	244	503	618
FRUITS AND PREPS	MA	---	---	1801	1774
FRESH OR FROZEN	MT	0	2	2	6
STRAWBERRIES	MT				
PREPARED OR PRES	MT	705	885	1398	1703
PINEAPPLES	MT	0	80	1	58
FRUIT JUICES	MLT	1	109	1	26
NUTS AND PREPS	MA	---	---	287	303
VEGETABLES AND PREPS	MA	---	---	12469	17429
FRESH OR FROZEN	MA	---	---	63	14
TOMATOES	MT				
PREPARED OR PRES	MA	---	---	12406	17415
OLIVES	MLT				
MUSHROOMS,CANNED	MT	3815	6098	7380	11190
HOPS & EXTRACT FO	MT				
SUGAR AND REL PRODS	MA	---	---	1470	1416
SUGAR-CANE,BEET	MT	3	6	2	4
MOLASSES INEDIBLE	MLT				
CONFECTIONERY PRODS	MT	845	693	1319	1118
SPICES	MT	25	17	35	25
TOBACCO,UNMFD	MT				
TOBACCO-FILLER	MT				
TOBACCO-SCRAP	MT				
BEVERGES EX FR JUICE	MLT	103	21	114	17
WINE	MLT	81	5	100	8
MALT BEVERAGES	MLT	21	16	9	9
FEEDS & FEEDERS	MA	---	---	2	1
OILSEDS AND PRODS	MA	---	---	361	118
OILSEDS & OILNUTS	MT	78	21	180	35
FLAXSEED	MT				
SESAME SEED	MT	0	1	1	2
OILS AND WAXES-VEG	MT	141	58	181	83
CASTOR OIL	MT	96	0	87	0
COCONUT OIL	MT				
OLIVE OIL	MT				
PALM OIL	MT				
PALM KERNEL OIL	MT				
OILCAKE AND MEAL	MT				
COTTON,EX LINTERS	MT	2	0	3	0
COTTON LINTERS	MT				
SEEDS,FIELD & GARDEN	MA	---	---	6	1
NURSERY STOCK	MA	---	---	7	6
OTHER VEG PRODUCTS	MA	---	---	3	21

TABLE 2--U.S. AGRICULTURAL IMPORTS: QUANTITY AND VALUE, COUNTRY BY COMMODITY GROUP, FISCAL YEARS 1978 AND 1979

COUNTRY AND COMMODITY GROUP	UNIT	QUANTITY 1978	QUANTITY 1979	VALUE 1978 $1,000	VALUE 1979 $1,000
583 TAIWAN		---	---	134257	121273
COMPLEMENTARY	NA	---	---	6727	5903
BANANAS-FRESH	MT				
PLANTAINS-FRESH	MT				
COFFEE-GREEN	MT				
COFFEE-ROASTED	MT				
COFFEE-SOLUBLE,EXTRACTS	MT				
COCOA BEANS	MT				
COCOA BUTTER	MT				
COCOA-CAKE,POWDER,ETC	MT	0	32	0	138
CHOCOLATE PREPARATIONS	MT	12	11	37	33
TEA-CRUDE OR PREPARED	MT	3068	2160	3920	2749
SPICES	MT	526	327	298	183
ALLIED GUMS	MT				
RUBBER-CRUDE	MT				
RUBBER-LATEX	MT				
RUBBER-DRY FORM	MT				
SILK-RAW	MT	3	2	51	29
WOOL-UNMFD,FREE	MT				
FIBERS-EX COTTON,JUTE	MT	108	1	67	2
OILS-ESSENTIAL	MT	298	348	1468	1852
DRUGS	MT	219	25	611	612
OTHER COMPLEMENTARY	NA	---	---	276	310
SUPPLEMENTARY	NA	---	---	127530	115370
ANIMALS & ANIMAL PRODS	NA	---	---	7429	4327
ANIMALS-LIVE,EX POLTRY	NA	---	---		
CATTLE-DUTTABLE	NMO				
MEATS AND MEAT PRODS	MT	348	340	939	1045
MEATS-P,L,A&-BRZ	MT				
MEATS-FRESH,FROZEN	MT	52	17	91	57
BEEF AND VEAL	MT				
PORK	MT				
MEATS-PREP,PRES	MT	296	323	848	988
BEEF AND VEAL	MT				
PORK	MT				
MUTTON,GOAT, & LAMB	MT				
POULTRY & PRODUCTS	NA	---	---	5470	2047
DAIRY PRODUCTS	NA	---	---	3	0
NONFAT DRY MILK	MT				
CHEESE	MT				
CASEIN AND MIXTURES	MT				
FATS OILS AND GREASES	MT	222	314	113	174
HIDES AND SKINS	NA	---	---	2	68
SHEEP & LAMB SKINS	MT				
FURSKINS	NA	---	---	0	42
WOOL-UNFD,EX FREE	MT	9	35	26	258
SAUSAGE CASINGS	NA	---	---	184	88
OTHER ANIMAL PRODUCTS	NA	---	---	689	688
VEGETABLE PRODUCTS	NA	---	---	120101	111043
GRAINS AND PREPS	NA	---	---	3150	4643
WHEAT-EX SEED,ED	MT				
BARLEY	MT				
BISCUITS,WAFERS	MT	295	486	829	727
FRUITS AND PREPS	NA	---	---	13620	17383
FRESH OR FROZEN	MT	2	0	3	0
STRAWBERRIES	MT				
PREPARED OR PRES	MT	18308	21899	13516	17006
PINEAPPLES	MT	6120	9441	4923	7386
FRUIT JUICES	MLT	261	367	101	337
NUTS AND PREPS	NA	---	---	1009	1124
VEGETABLES AND PREPS	NA	---	---	49878	79892
FRESH OR FROZEN	NA	---	---	3780	5205
TOMATOES	MT				
PREPARED OR PRES	NA	---	---	46098	74687
OLIVES	MLT				
MUSHROOMS,CANNED	MT	23661	20910	59297	49291
HOPS & EXTRACT EQ	MT				
SUGAR AND REL PRODS	NA	---	---	8960	5055
SUGAR-CANE,BEET	MT	51400	28607	8167	4473
MOLASSES INEDIBLE	MLT				
CONFECTIONERY PRODS	MT	191	229	373	505
SPICES	MT	41	22	40	33
TOBACCO,UNMFD	MT	128	304	189	477
TOBACCO-FILLER	MT	128	304	189	477
TOBACCO-SCRAP	MT				
BEVERAGES EX FR JUICE	MLT	223	185	144	129
WINE	MLT	86	53	88	63
MALT BEVERAGES	MLT	107	57	39	37
FEEDS & FODDERS	NA	---	---	97	195
OILSEDS AND PRODS	NA	---	---	1858	215
OIL-EEDS & OILNUTS	MT	418	81	467	70
FLAXSEED	MT				
SESAME SEED	MT	1	0	3	1
OILS AND WAXES-VEG	MT	1010	90	1387	145
CASTOR OIL	MT				
COCONUT OIL	MT				
OLIVE OIL	MT				
PALM OIL	MT	510	0	210	0
PALM KERNEL OIL	MT				
OILCAKE AND MEAL	MT	0	0	0	0
COTTON,EX LINTERS	MT				
COTTON LINTERS	MT				
SEEDS,FIELD & GARDEN	NA	---	---	1445	1895
NURSERY STOCK	NA	---	---	19	2
OTHER VEG PRODUCTS	NA	---	---	86	0

TABLE 2--U.S. AGRICULTURAL IMPORTS: QUANTITY AND VALUE, COUNTRY BY COMMODITY GROUP, FISCAL YEARS 1978 AND 1979

COUNTRY AND COMMODITY GROUP	UNIT	QUANTITY 1978	QUANTITY 1979	VALUE 1978 $1,000	VALUE 1979 $1,000
588 JAPAN		---	---	88619	88966
COMPLEMENTARY	NA	---	---	7926	9148
BANANAS-FRESH	MT				
PLANTAINS-FRESH	MT				
COFFEE-GREEN	MT				
COFFEE-ROASTED	MT	0	0	1	3
COFFEE-SOLUBLE,EXTRACTS	MT	0	0	1	1
COCOA BEANS	MT				
COCOA BUTTER	MT				
COCOA-CAKE,POWDER,ETC	MT				
CHOCOLATE PREPARATIONS	MT	3	2	13	16
TEA-CRUDE OR PREPARED	MT	3111	3276	2438	2342
SPICES	MT	60	49	270	225
ALLIED GUMS	MT				
RUBBER-CRUDE	MT				
RUBBER-LATEX	MT				
RUBBER-DRY FORM	MT				
SILK-RAW	MT				
WOOL-UNMFD,FREE	MT				
FIBERS-EX COTTON,JUTE	MT	0	88	1	48
OILS-ESSENTIAL	MT	5	16	14	1268
DRUGS	MT	198	209	8978	5108
OTHER COMPLEMENTARY	NA	---	---	211	146
SUPPLEMENTARY	NA	---	---	80693	79818
ANIMALS & ANIMAL PRODS	NA	---	---	6531	6957
ANIMALS-LIVE,EX PLTRY	NA	---	---	181	235
CATTLE-DUTIABLE	NMB				
MEATS AND MEAT PRODS	MT	335	288	1375	1776
MEATS-P,L,&B-482	MT				
MEATS-FRESH,FROZEN	MT	249	276	1276	1673
BEEF AND VEAL	MT				
PORK	MT				
MEATS-PREP,PRES	MT	16	12	191	103
BEEF AND VEAL	MT				
PORK	MT	4	0	21	0
MUTTON,GOAT, & LAMB	MT				
POULTRY & PRODUCTS	NA	---	---	16	27
DAIRY PRODUCTS	NA	---	---	1	1
NONFAT DRY MILK	MT	0	0	1	0
CHEESE	MT				
CASEIN AND MIXTURES	MT	0	0	0	0
FATS OILS AND GREASES	MT	1165	735	879	610
HIDES AND SKINS	NA	---	---	2033	2236
SHEEP & LAMB SKINS	MT				
FURSKINS	NA	---	---	2032	2204
WOOL-UMD,EX FREE	MT				
SAUSAGE CASINGS	NA	---	---	363	139
OTHER ANIMAL PRODUCTS	NA	---	---	1683	1932
VEGETABLE PRODUCTS	NA	---	---	74163	72861
GRAINS AND PREPS	NA	---	---	14124	16366
WHEAT-EX SEED,EC	MT				
BARLEY	MT	1	4	0	3
BISCUITS,WAFERS	MT	1472	1241	3789	3778
FRUITS AND PREPS	NA	---	---	23328	19807
FRESH OR FROZEN	MT	834	688	623	729
STRAWBERRIES	MT				
PREPARED OR PRES	MT	25536	18969	22613	19022
PINEAPPLES	MT	19	72	17	39
FRUIT JUICES	MLT	26	22	93	56
NUTS AND PREPS	NA	---	---	215	172
VEGETABLES AND PREPS	NA	---	---	19719	20063
FRESH OR FROZEN	NA	---	---	214	215
TOMATOES	MT				
PREPARED OR PRES	NA	---	---	19505	19848
OLIVES	MLT	32	49	25	57
MUSHROOMS,CANNED	MT	898	217	1167	497
HOPS & EXTRACT EQ	MT				
SUGAR AND REL PRODS	NA	---	---	1098	827
SUGAR-CANE,BEET	MT	2	0	5	1
MOLASSES INEDIBLE	MLT				
CONFECTIONERY PRODS	MT	238	185	980	815
SPICES	MT	14	25	76	109
TOBACCO,UNMFD	MT	1	1	6	5
TOBACCO-FILLER	MT	1	1	6	5
TOBACCO-SCRAP	MT				
BEVERGES EX FR JUICE	MLT	6010	6258	5805	6043
WINE	MLT	2557	2147	3706	3398
MALT BEVERAGES	MLT	3028	4032	2049	2574
FEEDS & FODDERS	NA	---	---	737	286
OILSEEDS AND PRODS	NA	---	---	4697	3721
OILSEEDS & OILNUTS	MT	1066	91	1810	90
FLAXSEED	MT				
SESAME SEED	MT	33	29	76	84
OILS AND WAXES-VEG	MT	1541	1596	2687	3632
CASTOR OIL	MT				
COCONUT OIL	MT				
OLIVE OIL	MT				
PALM OIL	MT				
PALM KERNEL OIL	MT				
OILCAKE AND MEAL	MT				
COTTON,EX LINTERS	MT				
COTTON LINTERS	MT				
SEEDS,FIELD & GARDEN	NA	---	---	1884	2448
NURSERY STOCK	NA	---	---	1983	1826
OTHER VEG PRODUCTS	NA	---	---	993	1588

TABLE 2 P-U.S. AGRICULTURAL IMPORTS: QUANTITY AND VALUE, COUNTRY BY COMMODITY GROUP, FISCAL YEARS 1978 AND 1979

COUNTRY AND COMMODITY GROUP	UNIT	QUANTITY 1978	QUANTITY 1979	VALUE 1978 $1,000	VALUE 1979 $1,000
602 AUSTRALIA		---	---	676285	1029039
COMPLEMENTARY	NA	---	---	1037	1090
BANANAS-FRESH	MT				
PLANTAINS-FRESH	MT				
COFFEE-GREEN	MT	17	0	68	0
COFFEE-ROASTED	MT				
COFFEE-SOLUBLE,EXTRACTS	MT	0	0	0	2
COCOA BEANS	MT				
COCOA BUTTER	MT				
COCOA-CAKE,POWDER,ETC	MT				
CHOCOLATE PREPARATIONS	MT	38	53	39	111
TEA-CRUDE OR PREPARED	MT				
SPICES	MT	11	19	20	40
ALLIED GUMS	MT				
RUBBER-CRUDE	MT				
RUBBER-LATEX	MT				
RUBBER-DRY FORM	MT				
SILK-RAW	MT				
WOOL-UNMFD,FREE	MT	82	45	202	148
FIBERS-EX COTTON,JUTE	MT				
OILS-ESSENTIAL	MT	4	6	82	76
DRUGS	MT	44	76	502	638
OTHER COMPLEMENTARY	NA	---	---	123	75
SUPPLEMENTARY	NA	---	---	675208	1027949
ANIMALS & ANIMAL PRODS	NA	---	---	570277	985075
ANIMALS-LIVE,EX PLTRY	NA	---	---	2214	2582
CATTLE-DUTIABLE	HND				
MEATS AND MEAT PRODS	MT	355251	401017	514515	919816
MEATS-P,L,RB-AR2	MT	348800	390427	504088	899678
MEATS-FRESH,FROZEN	MT	350083	394022	505978	906779
BEEF AND VEAL	MT	349540	392142	505198	903264
PORK	MT	108	74	141	132
MEATS-PREP,PRES	MT	1980	1059	3085	2306
BEEF AND VEAL	MT	1954	1033	2990	2195
PORK	MT	16	31	63	86
MUTTON,GOAT, & LAMB	MT	2964	5819	4755	10320
POULTRY & PRODUCTS	NA	---	---	173	0
DAIRY PRODUCTS	NA	---	---	19776	28601
NONFAT DRY MILK	MT	735	324	232	179
CHEESE	MT	5398	5230	9327	8127
CASEIN AND MIXTURES	MT	11256	9203	10217	15108
FATS OILS AND GREASES	MT	899	1269	418	670
HIDES AND SKINS	NA	---	---	2960	2775
SHEEP & LAMB SKINS	MT	375	315	829	822
FURSKINS	NA	---	---	2275	1901
WOOL-UNMD,EX FREE	MT	10364	11599	27547	32195
SAUSAGE CASINGS	NA	---	---	1126	1042
OTHER ANIMAL PRODUCTS	NA	---	---	1548	1395
VEGETABLE PRODUCTS	NA	---	---	104931	42873
GRAINS AND PREPS	NA	---	---	10483	9873
WHEAT,EX SEED,ED	MT				
BARLEY	MT				
BISCUITS,WAFERS	MT	0	0	0	0
FRUITS AND PREPS	NA	---	---	3884	5565
FRESH OR FROZEN	MT	3646	3465	1812	2042
STRAWBERRIES	MT				
PREPARED OR PRES	MT	678	1700	1805	3516
PINEAPPLES	MT	0	0	0	0
FRUIT JUICES	MLT	543	8	271	7
NUTS AND PREPS	NA	---	---	334	522
VEGETABLES AND PREPS	NA	---	---	235	548
FRESH OR FROZEN	NA	---	---	0	5
TOMATOES	MT				
PREPARED OR PRES	NA	---	---	235	543
OLIVES	MLT				
MUSHROOMS,CANNED	MT				
HOPS & EXTRACT EQ	MT	103	102	221	197
SUGAR AND REL PRODS	NA	---	---	84396	19282
SUGAR-CANE,BEET	MT	83899	76448	79922	13682
MOLASSES INEDIBLE	MLT	110	44	4321	5296
CONFECTIONERY PRODS	MT	98	116	116	135
SPICES	MT				
TOBACCO,UNMFD	MT	0	0	0	0
TOBACCO-FILLER	MT	0	0	0	0
TOBACCO-SCRAP	MT				
BEVERAGES EX FR JUICE	MLT	6073	4997	2745	3282
WINE	MLT	181	204	314	353
MALT BEVERAGES	MLT	5892	6783	2432	2922
FEEDS & FODDERS	NA	---	---	297	1407
OILSEEDS AND PRODS	NA	---	---	486	674
OILSEEDS & OILNUTS	MT	891	793	468	416
FLAXSEED	MT				
SESAME SEED	MT				
OILS AND WAXES-VEG	MT	16	73	17	57
CASTOR OIL	MT				
COCONUT OIL	MT				
OLIVE OIL	MT				
PALM OIL	MT				
PALM KERNEL OIL	MT				
OILCAKE AND MEAL	MT	0	1250	0	200
COTTON,EX LINTERS	MT				
COTTON LINTERS	MT				
SEEDS,FIELD & GARDEN	NA	---	---	1182	1112
NURSERY STOCK	NA	---	---	393	452
OTHER VEG PRODUCTS	NA	---	---	93	157

TABLE 2--U.S. AGRICULTURAL IMPORTS QUANTITY AND VALUE, COUNTRY BY COMMODITY GROUP, FISCAL YEARS 1978 AND 1979

COUNTRY AND COMMODITY GROUP	UNIT	QUANTITY 1978	QUANTITY 1979	VALUE 1978 $1,000	VALUE 1979 $1,000
600 PAPUA NEW GUINEA		---	---	59975	58367
COMPLEMENTARY	NA	---	---	59726	55652
BANANAS-FRESH	MT				
PLANTAINS-FRESH	MT				
COFFEE-GREEN	MT	9591	8773	33985	27515
COFFEE-ROASTED	MT	4	0	19	0
COFFEE-SOLUBLE,EXTRACTS	MT				
COCOA BEANS	MT	5995	7939	24128	27273
COCOA BUTTER	MT				
COCOA-CAKE,POWDER,ETC	MT				
CHOCOLATE PREPARATIONS	MT				
TEA-CRUDE OR PREPARED	MT	422	369	610	551
SPICES	MT				
ALLIED GUMS	MT				
RUBBER-CRUDE	MT				
RUBBER-LATEX	MT				
RUBBER-DRY FORM	MT				
SILK-RAW	MT				
WOOL-UNMFD,FREE	MT	0	8	0	23
FIBERS-EX COTTON,JUTE	MT				
OILS-ESSENTIAL	MT				
DRUGS	MT	0	6	0	289
OTHER COMPLEMENTARY	NA	---	---	988	0
SUPPLEMENTARY	NA	---	---	248	715
ANIMALS & ANIMAL PRODS	NA	---	---	248	0
ANIMALS-LIVE,EX PLTRY	NA	---	---		
CATTLE-DUTIABLE	NMN				
MEATS AND MEAT PRODS	MT				
MEATS-P.L.480-482	MT				
MEATS-FRESH,FROZEN	MT				
BEEF AND VEAL	MT				
PORK	MT				
MEATS-PREP,PRES	MT				
BEEF AND VEAL	MT				
PORK	MT				
MUTTON,GOAT, & LAMB	MT				
POULTRY & PRODUCTS	NA	---	---		0
DAIRY PRODUCTS	NA	---	---	210	0
NONFAT DRY MILK	MT				
CHEESE	MT	133	0	210	0
CASEIN AND MIXTURES	MT				
FATS OILS AND GREASES	MT				
HIDES AND SKINS	NA	---	---	23	0
SHEEP & LAMB SKINS	MT				
FURSKINS	NA	---	---		
WOOL-UNMD,EX FREE	MT				
SAUSAGE CASINGS	NA	---	---	12	0
OTHER ANIMAL PRODUCTS	NA	---	---		
VEGETABLE PRODUCTS	NA	---	---	2	715
GRAINS AND PREPS	NA	---	---		
WHEAT-EX SEED,FD	MT				
BARLEY	MT				
BISCUITS,WAFERS	MT				
FRUITS AND PREPS	NA	---	---		
FRESH OR FROZEN	MT				
STRAWBERRIES	MT				
PREPARED OR PRES	MT				
PINEAPPLES	MT				
FRUIT JUICES	MLT				
NUTS AND PREPS	NA	---	---		
VEGETABLES AND PREPS	NA	---	---		
FRESH OR FROZEN	NA	---	---		
TOMATOES	MT				
PREPARED OR PRES	NA	---	---		
OLIVES	MLT				
MUSHROOMS,CANNED	MT				
HOPS & EXTRACT EQ	MT				
SUGAR AND REL PRODS	NA	---	---		
SUGAR-CANE,BEET	MT				
MOLASSES INEDIBLE	MLT				
CONFECTIONERY PRODS	MT				
SPICES	MT				
TOBACCO,UNMFD	MT				
TOBACCO-FILLER	MT				
TOBACCO-SCRAP	MT				
BEVERAGES EX FR JUICE	MLT	4	0	2	0
WINE	MLT				
MALT BEVERAGES	MLT	4	0	2	0
FEEDS & FODDERS	NA	---	---		
OILSEEDS AND PRODS	NA	---	---	0	715
OILSEEDS & OILNUTS	MT				
FLAXSEED	MT				
SESAME SEED	MT				
OILS AND WAXES-VEG	MT	0	604	0	715
CASTOR OIL	MT				
COCONUT OIL	MT	0	604	0	506
OLIVE OIL	MT				
PALM OIL	MT				
PALM KERNEL OIL	MT				
OILCAKE AND MEAL	MT				
COTTON,EX LINTERS	MT				
COTTON LINTERS	MT				
SEEDS,FIELD & GARDEN	NA	---	---		
NURSERY STOCK	NA	---	---		
OTHER VEG PRODUCTS	NA	---	---		

TABLE 2 --U.S. AGRICULTURAL IMPORTS: QUANTITY AND VALUE, COUNTRY BY COMMODITY GROUP, FISCAL YEARS 1978 AND 1979

COUNTRY AND COMMODITY GROUP	UNIT	QUANTITY 1978	QUANTITY 1979	VALUE 1978 $1,000	VALUE 1979 $1,000
610 NEW ZEALAND		---	---	385486	402866
COMPLEMENTARY	NA	---	---	19190	24480
BANANAS-FRESH	MT				
PLANTAINS-FRESH	MT	0	2	0	4
COFFEE-GREEN	MT				
COFFEE-ROASTED	MT				
COFFEE-SOLUBLE,EXTRACTS	MT				
COCOA BEANS	MT	6	312	0	1181
COCOA BUTTER	MT				
COCOA-CAKE,POWDER,ETC	MT				
CHOCOLATE PREPARATIONS	MT	0	13	0	43
TEA-CRUDE OR PREPARED	MT				
SPICES	MT	20	0	13	1
ALLIED GUMS	MT				
RUBBER-CRUDE	MT				
RUBBER-LATEX	MT				
RUBBER-DRY FORM	MT				
SILK-RAW	MT				
WOOL-UNMFD,FREE	MT	7693	8153	18944	23480
FIBERS-EX COTTON,JUTE	MT				
OILS-ESSENTIAL	MT				
DRUGS	MT	199	268	170	186
OTHER COMPLEMENTARY	NA	---	---	85	32
SUPPLEMENTARY	NA	---	---	366297	577979
ANIMALS & ANIMAL PRODS	NA	---	---	358098	564736
ANIMALS-LIVE,EX PLTRY	NA	---	---	5330	4833
CATTLE-DUTIABLE	NNO				
MEATS AND MEAT PRODS	MT	147437	179073	226222	408345
MEATS-P,L,A&G&R2	MT	131906	163651	200447	375412
MEATS-FRESH,FROZEN	MT	130345	160931	200358	378134
BEEF AND VEAL	MT	134226	160738	203084	377047
PORK	MT				
MEATS-PREP,PRES	MT	375	186	654	587
BEEF AND VEAL	MT	375	121	657	391
PORK	MT	0	65	0	156
MUTTON,GOAT, & LAMB	MT	12718	13954	22210	29662
POULTRY & PRODUCTS	NA	---	---	407	1004
DAIRY PRODUCTS	NA	---	---	76753	97894
NONFAT DRY MILK	MT	59	0	54	0
CHEESE	MT	18791	19518	25815	28988
CASEIN AND MIXTURES	MT	38745	42106	44193	63283
FATS OILS AND GREASES	MT	230	723	88	305
HIDES AND SKINS	NA	---	---	32063	38703
SHEEP & LAMB SKINS	MT	7015	8115	25838	32789
FURSKINS	NA	---	---	6147	5708
WOOL-UNMFD,EX FREE	MT	889	470	2253	1422
SAUSAGE CASINGS	NA	---	---	8235	9676
OTHER ANIMAL PRODUCTS	NA	---	---	2622	2554
VEGETABLE PRODUCTS	NA	---	---	12239	13236
GRAINS AND PREPS	NA	---	---	6	23
WHEAT-EX SEED,FD	MT				
BARLEY	MT				
BISCUITS,WAFERS	MT	1	10	2	15
FRUITS AND PREPS	NA	---	---	9689	10269
FRESH OR FROZEN	MT	11223	23602	8438	8919
STRAWBERRIES	MT	37	78	86	268
PREPARED OR PRES	MT	689	689	689	887
PINEAPPLES	MT				
FRUIT JUICES	MLT	2068	1696	562	463
NUTS AND PREPS	NA	---	---	2	0
VEGETABLES AND PREPS	NA	---	---	464	462
FRESH OR FROZEN	NA	---	---	278	359
TOMATOES	MT	1	1	0	1
PREPARED OR PRES	NA	---	---	190	103
OLIVES	MLT	0	7	0	16
MUSHROOMS,CANNED	MT				
HOPS & EXTRACT FQ	MT	0	0	0	1
SUGAR AND REL PRODS	NA	---	---	89	94
SUGAR-CANE,BEET	MT				
MOLASSES INEDIBLE	MLT				
CONFECTIONERY PRODS	MT	38	55	38	52
SPICES	MT				
TOBACCO,UNMFD	MT				
TOBACCO-FILLER	MT				
TOBACCO-SCRAP	MT				
BEVERGES EX FR JUICE	MLT	573	794	263	445
WINE	MLT	27	31	36	39
MALT BEVERAGES	MLT	551	773	227	408
FEEDS & FODDERS	NA	---	---	1020	860
OILSEEDS AND PRODS	NA	---	---		
OILSEEDS & OILNUTS	MT				
FLAXSEED	MT				
SESAME SEED	MT				
OILS AND FATS-VEG	MT				
CASTOR OIL	MT				
COCONUT OIL	MT				
OLIVE OIL	MT				
PALM OIL	MT				
PALM KERNEL OIL	MT				
OILCAKE AND MEAL	MT				
COTTON,EX LINTERS	MT				
COTTON LINTERS	MT				
SEEDS,FIELD & GARDEN	NA	---	---	387	766
NURSERY STOCK	NA	---	---	137	245
OTHER VEG PRODUCTS	NA	---	---	187	72

TABLE 2 --U.S. AGRICULTURAL IMPORTS: QUANTITY AND VALUE, COUNTRY BY COMMODITY GROUP, FISCAL YEARS 1978 AND 1979

COUNTRY AND COMMODITY GROUP	UNIT	QUANTITY 1978	QUANTITY 1979	VALUE 1978 $1,000	VALUE 1979 $1,000
615 WESTERN SAMOA		---	---	1081	907
COMPLEMENTARY	NA	---	---	949	512
BANANAS-FRESH	MT				
PLANTAINS-FRESH	MT				
COFFEE-GREEN	MT				
COFFEE-ROASTED	MT				
COFFEE-SOLUBLE,EXTRACTS	MT				
COCOA BEANS	MT	235	150	949	505
COCOA BUTTER	MT				
COCOA-CAKE,POWDER,ETC	MT				
CHOCOLATE PREPARATIONS	MT				
TEA-CRUDE OR PREPARED	MT				
SPICES	MT				
ALLIED GUMS	MT				
RUBBER-CRUDE	MT				
RUBBER-LATEX	MT				
RUBBER-DRY FORM	MT				
SILK-RAW	MT				
WOOL-UNMFD,FREE	MT				
FIBERS-EX COTTON,JUTE	MT				
OILS-ESSENTIAL	MT				
DRUGS	MT				
OTHER COMPLEMENTARY	NA	---	---	0	7
SUPPLEMENTARY	NA	---	---	132	395
ANIMALS & ANIMAL PRODS	NA	---	---	0	1
ANIMALS-LIVE,EX PLTRY	NA	---	---		
CATTLE-DUTIABLE	NO				
MEATS AND MEAT PRODS	MT				
MEATS-P.L.88-482	MT				
MEATS-FRESH,FROZEN	MT				
BEEF AND VEAL	MT				
PORK	MT				
MEATS-PREP,PRES	MT				
BEEF AND VEAL	MT				
PORK	MT				
MUTTON,GOAT, & LAMB	MT				
POULTRY & PRODUCTS	NA	---	---		
DAIRY PRODUCTS	NA	---	---	0	1
NONFAT DRY MILK	MT				
CHEESE	MT				
CASEIN AND MIXTURES	MT				
FATS OILS AND GREASES	MT				
HIDES AND SKINS	NA	---	---		
SHEEP & LAMB SKINS	MT				
FURSKINS	NA	---	---		
WOOL-UNMFD,EX FREE	MT				
SAUSAGE CASINGS	NA	---	---		
OTHER ANIMAL PRODUCTS	NA	---	---		
VEGETABLE PRODUCTS	NA	---	---	132	395
GRAINS AND PREPS	NA	---	---	0	10
WHEAT-EX SEED,FD	MT				
BARLEY	MT				
BISCUITS,WAFERS	MT	0	4	0	9
FRUITS AND PREPS	NA	---	---		
FRESH OR FROZEN	MT				
STRAWBERRIES	MT				
PREPARED OR PRES	MT				
PINEAPPLES	MT				
FRUIT JUICES	MLT				
NUTS AND PREPS	NA	---	---	28	16
VEGETABLES AND PREPS	NA	---	---	104	365
FRESH OR FROZEN	NA	---	---	103	330
TOMATOES	MT				
PREPARED OR PRES	NA	---	---	1	35
OLIVES	MLT				
MUSHROOMS,CANNED	MT				
HOPS & EXTRACT FD	MT				
SUGAR AND REL PRODS	NA	---	---	0	0
SUGAR-CANE,BEET	MT				
MOLASSES INEDIBLE	MLT				
CONFECTIONERY PRODS	MT	0	0	0	0
SPICES	MT				
TOBACCO,UNMFD	MT				
TOBACCO-FILLER	MT				
TOBACCO-SCRAP	MT				
BEVERAGES EX FD JUICE	MLT				
WINE	MLT				
MALT BEVERAGES	MLT				
FEEDS & FODDERS	NA	---	---		
OILSEDS AND PRODS	NA	---	---		
OILSEDS & OILNUTS	MT				
FLAXSEED	MT				
SESAME SEED	MT				
OILS AND WAXES-VEG	MT				
CASTOR OIL	MT				
COCONUT OIL	MT				
OLIVE OIL	MT				
PALM OIL	MT				
PALM KERNEL OIL	MT				
OILCAKE AND MEAL	MT				
COTTON,EX LINTERS	MT				
COTTON LINTERS	MT				
SEEDS,FIELD & GARDEN	NA	---	---		
NURSERY STOCK	NA	---	---	0	1
OTHER VEG PRODUCTS	NA	---	---		

TABLE 2--U.S. AGRICULTURAL IMPORTS: QUANTITY AND VALUE, COUNTRY BY COMMODITY GROUP, FISCAL YEARS 1978 AND 1979

COUNTRY AND COMMODITY GROUP	UNIT	QUANTITY 1978	QUANTITY 1979	VALUE 1978 $1,000	VALUE 1979 $1,000
622 BRITISH PACIFIC IS.		---	---	1	305
COMPLEMENTARY	NA	---	---	0	1
BANANAS-FRESH	MT				
PLANTAINS-FRESH	MT				
COFFEE-GREEN	MT				
COFFEE-ROASTED	MT				
COFFEE-SOLUBLE,EXTRACTS	MT				
COCOA BEANS	MT				
COCOA BUTTER	MT				
COCOA-CAKE,POWDER,ETC	MT				
CHOCOLATE PREPARATIONS	MT				
TEA-CRUDE OR PREPARED	MT				
SPICES	MT				
ALLIED GUMS	MT				
RUBBER-CRUDE	MT				
RUBBER-LATEX	MT				
RUBBER-DRY FORM	MT				
SILK-RAW	MT				
WOOL-UNMFD,FREE	MT				
FIBERS-EX COTTON,JUTE	MT				
OILS-ESSENTIAL	MT				
DRUGS	MT				
OTHER COMPLEMENTARY	NA	---	---	0	1
SUPPLEMENTARY	NA	---	---	1	304
ANIMALS & ANIMAL PRODS	NA	---	---		
ANIMALS-LIVE,EX PLTRY	NA	---	---		
CATTLE-DUTTABLE	NMN				
MEATS AND MEAT PRODS	MT				
MEATS-P,L,BR-HR2	MT				
MEATS-FRESH,FROZEN	MT				
BEEF AND VEAL	MT				
PORK	MT				
MEATS-PREP,PRES	MT				
BEEF AND VEAL	MT				
PORK	MT				
MUTTON,GOAT, & LAMB	MT				
POULTRY & PRODUCTS	NA	---	---		
DAIRY PRODUCTS	NA	---	---		
NONFAT DRY MILK	MT				
CHEESE	MT				
CASEIN AND MIXTURES	MT				
FATS OILS AND GREASES	MT				
HIDES AND SKINS	NA	---	---		
SHEEP & LAMB SKINS	MT				
FURSKINS	NA	---	---		
WOOL-UNMFD,EX FREE	MT				
SAUSAGE CASINGS	NA	---	---		
OTHER ANIMAL PRODUCTS	NA	---	---		

COMMODITY GROUP	UNIT	QUANTITY 1978	QUANTITY 1979	VALUE 1978 $1,000	VALUE 1979 $1,000
VEGETABLE PRODUCTS	NA	---	---	1	304
GRAINS AND PREPS	NA	---	---		
WHEAT-EX SEED,FD	MT				
BARLEY	MT				
BISCUITS,WAFERS	MT				
FRUITS AND PREPS	NA	---	---		
FRESH OR FROZEN	MT				
STRAWBERRIES	MT				
PREPARED OR PRES	MT				
PINEAPPLES	MT				
FRUIT JUICES	MLT				
NUTS AND PREPS	NA	---	---	1	0
VEGETABLES AND PREPS	NA	---	---		
FRESH OR FROZEN	NA	---	---		
TOMATOES	MT				
PREPARED OR PRES	NA	---	---		
OLIVES	MLT				
MUSHROOMS,CANNED	MT				
HOPS & EXTRACT FD	MT				
SUGAR AND REL PRODS	NA	---	---		
SUGAR-CANE,BEET	MT				
MOLASSES INEDIBLE	MLT				
CONFECTIONERY PRODS	MT				
SPICES	MT				
TOBACCO,UNMFD	MT				
TOBACCO-FILLER	MT				
TOBACCO-SCRAP	MT				
BEVERAGES EX FR JUICE	MLT				
WINE	MLT				
MALT BEVERAGES	MLT				
FEEDS & FODDERS	NA	---	---	0	293
OILSEDS AND PRODS	NA	---	---	0	293
OILSEEDS & OILNUTS	MT	0	409		
FLAXSEED	MT				
SESAME SEED	MT				
OILS AND WAXES-VEG	MT				
CASTOR OIL	MT				
COCONUT OIL	MT				
OLIVE OIL	MT				
PALM OIL	MT				
PALM KERNEL OIL	MT				
OILCAKE AND MEAL	MT				
COTTON,EX LINTERS	MT				
COTTON LINTERS	MT				
SEEDS,FIELD & GARDEN	NA	---	---	0	11
NURSERY STOCK	NA	---	---		
OTHER VEG PRODUCTS	NA	---	---		

Reproduced from best available copy.

TABLE 2--U.S. AGRICULTURAL IMPORTS: QUANTITY AND VALUE, COUNTRY BY COMMODITY GROUP, FISCAL YEARS 1978 AND 1979

COUNTRY AND COMMODITY GROUP	UNIT	QUANTITY 1978	QUANTITY 1979	VALUE 1978 $1,000	VALUE 1979 $1,000
641 FRENCH PACIFIC IS.		---	---	89	95
COMPLEMENTARY	NA	---	---	89	95
BANANAS-FRESH	MT				
PLANTAINS-FRESH	MT				
COFFEE-GREEN	MT				
COFFEE-ROASTED	MT				
COFFEE-SOLUBLE,EXTRACTS	MT				
COCOA BEANS	MT				
COCOA BUTTER	MT				
COCOA-CAKE,POWDER,ETC	MT				
CHOCOLATE PREPARATIONS	MT				
TEA-CRUDE OR PREPARED	MT				
SPICES	MT	5	4	89	95
ALLIED GUMS	MT				
RUBBER-CRUDE	MT				
RUBBER-LATEX	MT				
RUBBER-DRY FORM	MT				
SILK-RAW	MT				
WOOL-UNMFD,FREE	MT				
FIBERS-EX COTTON,JUTE	MT				
OILS-ESSENTIAL	MT				
DRUGS	MT				
OTHER COMPLEMENTARY	NA	---	---		
SUPPLEMENTARY	NA	---	---	3	0
ANIMALS & ANIMAL PRODS	NA	---	---	1	0
ANIMALS-LIVE,EX PLTRY	NA	---	---		
CATTLE-DUTIABLE	NNO				
MEATS AND MEAT PRODS	MT				
MEATS-P.L.,88-482	MT				
MEATS-FRESH,FROZEN	MT				
BEEF AND VEAL	MT				
PORK	MT				
MEATS-PREP,PRES	MT				
BEEF AND VEAL	MT				
PORK	MT				
MUTTON,GOAT, & LAMB	MT				
POULTRY & PRODUCTS	NA	---	---	1	0
DAIRY PRODUCTS	NA	---	---		
NONFAT DRY MILK	MT				
CHEESE	MT				
CASEIN AND MIXTURES	MT				
FATS OILS AND GREASES	MT				
HIDES AND SKINS	NA	---	---		
SHEEP & LAMB SKINS	MT				
FURSKINS	NA	---	---		
WOOL-UNMFD,EX FREE	MT				
SAUSAGE CASINGS	NA	---	---		
OTHER ANIMAL PRODUCTS	NA	---	---		
VEGETABLE PRODUCTS	NA	---	---	?	0
GRAINS AND PREPS	NA	---	---		
WHEAT-EX SEED,FD	MT				
BARLEY	MT				
BISCUITS,WAFERS	MT				
FRUITS AND PREPS	NA	---	---		
FRESH OR FROZEN	MT				
STRAWBERRIES	MT				
PREPARED OR PRES	MT				
PINEAPPLES	MT				
FRUIT JUICES	MLT				
NUTS AND PREPS	NA	---	---		
VEGETABLES AND PREPS	NA	---	---		
FRESH OR FROZEN	NA	---	---		
TOMATOES	MT				
PREPARED OR PRES	NA	---	---		
OLIVES	MLT				
MUSHROOMS,CANNED	MT				
HOPS & EXTRACT FD	MT				
SUGAR AND REL PRODS	NA	---	---		
SUGAR-CANE,BEET	MT				
MOLASSES INEDIBLE	MLT				
CONFECTIONERY PRODS	MT				
SPICES	MT				
TOBACCO,UNMFD	MT				
TOBACCO-FILLER	MT				
TOBACCO-SCRAP	MT				
BEVERGES EX FR JUICE	MLT				
WINE	MLT				
MALT BEVERAGES	MLT				
FEEDS & FODDERS	NA	---	---		
OILSEDS AND PRODS	NA	---	---	1	0
OILSEDS & OILNUTS	MT				
FLAXSEED	MT				
SESAME SEED	MT				
OILS AND WAXES-VEG	MT	0	0	1	0
CASTOR OIL	MT				
COCONUT OIL	MT	0	0	1	0
OLIVE OIL	MT				
PALM OIL	MT				
PALM KERNEL OIL	MT				
OILCAKE AND MEAL	MT				
COTTON,EX LINTERS	MT				
COTTON LINTERS	MT				
SEEDS,FIELD & GARDEN	NA	---	---		
NURSERY STOCK	NA	---	---	1	0
OTHER VEG PRODUCTS	NA	---	---		

TABLE 2--U.S. AGRICULTURAL IMPORTS: QUANTITY AND VALUE, COUNTRY BY COMMODITY GROUP, FISCAL YEARS 1978 AND 1979

COUNTRY AND COMMODITY GROUP	UNIT	QUANTITY 1978	QUANTITY 1979	VALUE 1978 $1,000	VALUE 1979 $1,000
684 TRUST TERR. OF PACIFIC IS		---	---	5722	10371
COMPLEMENTARY	NA	---	---	6	0
BANANAS-FRESH	MT				
PLANTAINS-FRESH	MT				
COFFEE-GREEN	MT				
COFFEE-ROASTED	MT				
COFFEE-SOLUBLE,EXTRACTS	MT				
COCOA BEANS	MT				
COCOA BUTTER	MT				
COCOA-CAKE,POWDER,ETC	MT				
CHOCOLATE PREPARATIONS	MT				
TEA-CRUDE OR PREPARED	MT				
SPICES	MT	7	0	6	0
ALLIED GUMS	MT				
RUBBER-CRUDE	MT				
RUBBER-LATEX	MT				
RUBBER-DRY FORM	MT				
SILK-RAW	MT				
WOOL-UNMFD,FREE	MT				
FIBERS-EX COTTON,JUTE	MT				
OILS-ESSENTIAL	MT				
DRUGS	MT				
OTHER COMPLEMENTARY	NA	---	---		
SUPPLEMENTARY	NA	---	---	5715	10371
ANIMALS & ANIMAL PRODS	NA	---	---		
ANIMALS-LIVE,EX PLTRY	NA	---	---		
CATTLE-DUTTABLE	MNO				
MEATS AND MEAT PRODS	MT				
MEATS-P.L.88-482	MT				
MEATS-FRESH,FROZEN	MT				
BEEF AND VEAL	MT				
PORK	MT				
MEATS-PREP,PRES	MT				
BEEF AND VEAL	MT				
PORK	MT				
MUTTON,GOAT, & LAMB	MT				
POULTRY & PRODUCTS	NA	---	---		
DAIRY PRODUCTS	NA	---	---		
NONFAT DRY MILK	MT				
CHEESE	MT				
CASEIN AND MIXTURES	MT				
FATS OILS AND GREASES	MT				
HIDES AND SKINS	NA	---	---		
SHEEP & LAMB SKINS	MT				
FURSKINS	NA	---	---		
WOOL-UMD,EX FREE	MT				
SAUSAGE CASINGS	NA	---	---		
OTHER ANIMAL PRODUCTS	NA	---	---		

COMMODITY GROUP	UNIT	QUANTITY 1978	QUANTITY 1979	VALUE 1978 $1,000	VALUE 1979 $1,000
VEGETABLE PRODUCTS	NA	---	---	5715	10371
GRAINS AND PREPS	NA	---	---		
WHEAT-EX SEED,ED	MT				
BARLEY	MT				
BISCUITS,WAFERS	MT				
FRUITS AND PREPS	NA	---	---		
FRESH OR FROZEN	MT				
STRAWBERRIES	MT				
PREPARED OR PRES	MT				
PINEAPPLES	MT				
FRUIT JUICES	MLT				
NUTS AND PREPS	NA	---	---		
VEGETABLES AND PREPS	NA	---	---		
FRESH OR FROZEN	NA	---	---		
TOMATOES	MT				
PREPARED OR PRES	NA	---	---		
OLIVES	MLT				
MUSHROOMS,CANNED	MT				
HOPS & EXTRACT ED	MT				
SUGAR AND REL PRODS	NA	---	---		
SUGAR-CANE,BEET	MT				
MOLASSES INFOTBLE	MLT				
CONFECTIONERY PRODS	MT				
SPICES	MT				
TOBACCO,UNMFD	MT				
TOBACCO-FILLER	MT				
TOBACCO-SCRAP	MT				
BEVERAGES EX FR JUICE	MLT				
WINE	MLT				
MALT BEVERAGES	MLT				
FEEDS & FODDERS	NA	---	---		
OILSEEDS AND PRODS	NA	---	---	5715	10371
OILSEEDS & OILNUTS	MT				
FLAXSEED	MT				
SESAME SEED	MT				
OILS AND WAXES-VEG	MT	11125	11703	5715	10307
CASTOR OIL	MT				
COCONUT OIL	MT	11125	11703	5715	10307
OLIVE OIL	MT				
PALM OIL	MT				
PALM KERNEL OIL	MT				
OILCAKE AND MEAL	MT	0	498	0	64
COTTON,EX LINTERS	MT				
COTTON LINTERS	MT				
SEEDS,FIELD & GARDEN	NA	---	---		
NURSERY STOCK	NA	---	---		
OTHER VEG PRODUCTS	NA	---	---		

TABLE 2--U.S. AGRICULTURAL IMPORTS: QUANTITY AND VALUE, COUNTRY BY COMMODITY GROUP, FISCAL YEARS 1978 AND 1979

COUNTRY AND COMMODITY GROUP	UNIT	QUANTITY 1978	QUANTITY 1979	VALUE 1978 $1,000	VALUE 1979 $1,000
886 PACIFIC ISLANDS, NEC		---	---	7368	22221
COMPLEMENTARY	NA	---	---	782	630
BANANAS-FRESH	MT				
PLANTAINS-FRESH	MT				
COFFEE-GREEN	MT				
COFFEE-ROASTED	MT				
COFFEE-SOLUBLE,EXTRACTS	MT				
COCOA BEANS	MT				
COCOA BUTTER	MT				
COCOA-CAKE,POWDER,ETC	MT				
CHOCOLATE PREPARATIONS	MT				
TEA-CRUDE OR PREPARED	MT				
SPICES	MT	818	839	788	628
ALLIED GUMS	MT				
RUBBER-CRUDE	MT				
RUBBER-LATEX	MT				
RUBBER-DRY FORM	MT				
SILK-RAW	MT				
WOOL-UNMFD,FREE	MT				
FIBERS-EX COTTON,JUTE	MT				
OILS-ESSENTIAL	MT				
DRUGS	MT				
OTHER COMPLEMENTARY	NA	---	---	34	1
SUPPLEMENTARY	NA	---	---	6586	21591
ANIMALS & ANIMAL PRODS	NA	---	---	0	1
ANIMALS-LIVE,EX PLTRY	NA	---	---		
CATTLE-DUTTABLE	HEAD				
MEATS AND MEAT PRODS	MT	0	0	0	1
MEATS-P,L,BB-OR2	MT				
MEATS-FRESH,FROZEN	MT				
BEEF AND VEAL	MT				
PORK	MT				
MEATS-PREP,PRES	MT	0	0	0	1
BEEF AND VEAL	MT	0	0	0	1
PORK	MT				
MUTTON,GOAT, & LAMB	MT				
POULTRY & PRODUCTS	NA	---	---		
DAIRY PRODUCTS	NA	---	---		
NONFAT DRY MILK	MT				
CHEESE	MT				
CASEIN AND MIXTURES	MT				
FATS OILS AND GREASES	MT				
HIDES AND SKINS	NA	---	---		
SHEEP & LAMB SKINS	MT				
FURSKINS	NA	---	---		
WOOL-UMD,EX FREE	MT				
SAUSAGE CASINGS	NA	---	---		
OTHER ANIMAL PRODUCTS	NA	---	---		
VEGETABLE PRODUCTS	NA	---	---	6586	21590
GRAINS AND PREPS	NA	---	---	23	20
WHEAT-EX SEED,FD	MT				
BARLEY	MT				
BISCUITS,WAFERS	MT	24	20	23	20
FRUITS AND PREPS	NA	---	---	17	23
FRESH OR FROZEN	MT	0	1	0	1
STRAWBERRIES	MT				
PREPARED OR PRES	MT	19	6	17	6
PINEAPPLES	MT				
FRUIT JUICES	MLT	0	94	0	16
NUTS AND PREPS	NA	---	---	101	160
VEGETABLES AND PREPS	NA	---	---	6	9
FRESH OR FROZEN	NA	---	---	1	9
TOMATOES	MT				
PREPARED OR PRES	NA	---	---	4	0
OLIVES	MLT				
MUSHROOMS,CANNED	MT				
HOPS & EXTRACT EQ	MT				
SUGAR AND REL PRODS	NA	---	---	6417	21370
SUGAR-CANE,BEET	MT	27118	70085	5929	18407
MOLASSES INEDIBLE	MLT	15	32	488	2963
CONFECTIONERY PRODS	MT				
SPICES	MT				
TOBACCO,UNMFD	MT				
TOBACCO-FILLER	MT				
TOBACCO-SCRAP	MT				
BEVERGES EX FR JUICE	MLT	32	0	22	0
WINE	MLT				
MALT BEVERAGES	MLT	32	0	22	0
FEEDS & FODDERS	NA	---	---		
OILSEDS AND PRODS	NA	---	---		
OILSEDS & OILNUTS	MT				
FLAXSEED	MT				
SESAME SEED	MT				
OILS AND WAXES-VEG	MT				
CASTOR OIL	MT				
COCONUT OIL	MT				
OLIVE OIL	MT				
PALM OIL	MT				
PALM KERNEL OIL	MT				
OILCAKE AND MEAL	MT				
COTTON,EX LINTERS	MT				
COTTON LINTERS	MT				
SEEDS,FIELD & GARDEN	NA	---	---	0	8
NURSERY STOCK	NA	---	---	0	0
OTHER VEG PRODUCTS	NA	---	---		

TABLE 2 -- U.S. AGRICULTURAL IMPORTS: QUANTITY AND VALUE, COUNTRY BY COMMODITY GROUP, FISCAL YEARS 1978 AND 1979

COUNTRY AND COMMODITY GROUP	UNIT	QUANTITY 1978	QUANTITY 1979	VALUE 1978 $1,000	VALUE 1979 $1,000
714 MOROCCO		---	---	2989	3795
COMPLEMENTARY	NA	---	---	1590	2172
BANANAS-FRESH	MT				
PLANTAINS-FRESH	MT				
COFFEE-GREEN	MT				
COFFEE-ROASTED	MT				
COFFEE-SOLUBLE,EXTRACTS	MT				
COCOA BEANS	MT				
COCOA BUTTER	MT				
COCOA-CAKE,POWDER,ETC	MT				
CHOCOLATE PREPARATIONS	MT				
TEA-CRUDE OR PREPARED	MT				
SPICES	MT	1192	1327	1220	1686
ALLIED GUMS	MT				
RUBBER-CRUDE	MT				
RUBBER-LATEX	MT				
RUBBER-DRY FORM	MT				
SILK-RAW	MT				
WOOL-UNMFD,FREE	MT				
FIBERS-EX COTTON,JUTE	MT				
OILS-ESSENTIAL	MT	19	22	335	450
DRUGS	MT				
OTHER COMPLEMENTARY	NA	---	---	35	27
SUPPLEMENTARY	NA	---	---	1409	1622
ANIMALS & ANIMAL PRODS	NA	---	---	0	17
ANIMALS-LIVE,EX PLTRY	NA	---	---		
CATTLE-DUTIABLE	NNO				
MEATS AND MEAT PRODS	MT				
MEATS-P,L,A&-AB2	MT				
MEATS-FRESH,FROZEN	MT				
BEEF AND VEAL	MT				
PORK	MT				
MEATS-PREP,PRES	MT				
BEEF AND VEAL	MT				
PORK	MT				
MUTTON,GOAT, & LAMB	MT				
POULTRY & PRODUCTS	NA	---	---		
DAIRY PRODUCTS	NA	---	---		
NONFAT DRY MILK	MT				
CHEESE	MT				
CASEIN AND MIXTURES	MT				
FATS OILS AND GREASES	MT				
HIDES AND SKINS	NA	---	---	0	12
SHEEP & LAMB SKINS	MT				
FURSKINS	NA	---	---	0	1
WOOL-UNMFD,EX FREE	MT				
SAUSAGE CASINGS	NA	---	---		
OTHER ANIMAL PRODUCTS	NA	---	---	0	6
VEGETABLE PRODUCTS	NA	---	---	1409	1605
GRAINS AND PREPS	NA	---	---	0	0
WHEAT-EX SEED,ED	MT				
BARLEY	MT				
BISCUITS,WAFERS	MT				
FRUITS AND PREPS	NA	---	---	34	85
FRESH OR FROZEN	MT	36	88	34	85
STRAWBERRIES	MT				
PREPARED OR PRES	MT	0	0	0	0
PINEAPPLES	MT				
FRUIT JUICES	MLT				
NUTS AND PREPS	NA	---	---	0	103
VEGETABLES AND PREPS	NA	---	---	994	1396
FRESH OR FROZEN	NA	---	---	24	65
TOMATOES	MT				
PREPARED OR PRES	NA	---	---	970	1331
OLIVES	MLT	334	181	220	160
MUSHROOMS,CANNED	MT				
HOPS & EXTRACT EQ	MT				
SUGAR AND REL PRODS	NA	---	---		
SUGAR-CANE,BEET	MT				
MOLASSES INEDIBLE	MLT				
CONFECTIONERY PRODS	MT				
SPICES	MT	262	0	350	0
TOBACCO,UNMFD	MT				
TOBACCO-FILLER	MT				
TOBACCO-SCRAP	MT				
BEVERAGES EX FR JUICE	MLT	19	13	26	20
WINE	MLT	19	13	26	20
MALT BEVERAGES	MLT				
FEEDS & FODDERS	NA	---	---	0	1
OILSEEDS AND PRODS	NA	---	---		
OILSEEDS & OILNUTS	MT				
FLAXSEED	MT				
SESAME SEED	MT				
OILS AND WAXES-VEG	MT				
CASTOR OIL	MT				
COCONUT OIL	MT				
OLIVE OIL	MT				
PALM OIL	MT				
PALM KERNEL OIL	MT				
OILCAKE AND MEAL	MT				
COTTON,EX LINTERS	MT				
COTTON LINTERS	MT				
SEEDS,FIELD & GARDEN	NA	---	---		
NURSERY STOCK	NA	---	---		
OTHER VEG PRODUCTS	NA	---	---		

TABLE 2--U.S. AGRICULTURAL IMPORTS: QUANTITY AND VALUE, COUNTRY BY COMMODITY GROUP, FISCAL YEARS 1978 AND 1979

COUNTRY AND COMMODITY GROUP	UNIT	QUANTITY 1978	QUANTITY 1979	VALUE 1978 $1,000	VALUE 1979 $1,000
721 ALGERIA		---	---	859	585
COMPLEMENTARY	NA	---	---	157	300
BANANAS-FRESH	MT				
PLANTAINS-FRESH	MT				
COFFEE-GREEN	MT				
COFFEE-ROASTED	MT				
COFFEE-SOLUBLE,EXTRACTS	MT				
COCOA BEANS	MT				
COCOA BUTTER	MT				
COCOA-CAKE,POWDER,ETC	MT				
CHOCOLATE PREPARATIONS	MT				
TEA-CRUDE OR PREPARED	MT				
SPICES	MT				
ALLIED GUMS	MT				
RUBBER-CRUDE	MT				
RUBBER-LATEX	MT				
RUBBER-DRY FORM	MT				
SILK-RAW	MT				
WOOL-UNMFD,FREE	MT				
FIBERS-EX COTTON,JUTE	MT				
OILS-ESSENTIAL	MT	3	8	157	300
DRUGS	MT				
OTHER COMPLEMENTARY	NA	---	---		
SUPPLEMENTARY	NA	---	---	302	284
ANIMALS & ANIMAL PRODS	NA	---	---		
ANIMALS-LIVE,EX PLTRY	NA	---	---		
CATTLE-ONTIABLE	HEAD				
MEATS AND MEAT PRODS	MT				
MEATS-P.L.A8-482	MT				
MEATS-FRESH,FROZEN	MT				
BEEF AND VEAL	MT				
PORK	MT				
MEATS-PREP,PRES	MT				
BEEF AND VEAL	MT				
PORK	MT				
MUTTON,GOAT, & LAMB	MT				
POULTRY & PRODUCTS	NA	---	---		
DAIRY PRODUCTS	NA	---	---		
NONFAT DRY MILK	MT				
CHEESE	MT				
CASEIN AND MIXTURES	MT				
FATS OILS AND GREASES	MT				
HIDES AND SKINS	NA	---	---		
SHEEP & LAMB SKINS	MT				
FURSKINS	NA	---	---		
WOOL-UNMFD,EX CREE	MT				
SAUSAGE CASINGS	NA	---	---		
OTHER ANIMAL PRODUCTS	NA	---	---		
VEGETABLE PRODUCTS	NA	---	---	302	284
GRAINS AND PREPS	NA	---	---		
WHEAT-EX SEED,FD	MT				
BARLEY	MT				
BISCUITS,WAFERS	MT				
FRUITS AND PREPS	NA	---	---		
FRESH OR FROZEN	MT				
STRAWBERRIES	MT				
PREPARED OR PRES	MT				
PINEAPPLES	MT				
FRUIT JUICES	MLT				
NUTS AND PREPS	NA	---	---		
VEGETABLES AND PREPS	NA	---	---		
FRESH OR FROZEN	NA	---	---		
TOMATOES	MT				
PREPARED OR PRES	NA	---	---		
OLIVES	MLT				
MUSHROOMS,CANNED	MT				
HOPS & EXTRACT EQ	MT				
SUGAR AND REL PRODS	NA	---	---		
SUGAR-CANE,BEET	MT				
MOLASSES INEDIBLE	MLT				
CONFECTIONERY PRODS	MT				
SPICES	MT				
TOBACCO,UNMFD	MT				
TOBACCO-FILLER	MT				
TOBACCO-SCRAP	MT				
BEVERAGES EX FR JUICE	MLT	836	351	302	284
WINE	MLT	836	351	302	284
MALT BEVERAGES	MLT				
FEEDS & FODDERS	NA	---	---		
OILSEEDS AND PRODS	NA	---	---		
OILSEEDS & OILNUTS	MT				
FLAXSEED	MT				
SESAME SEED	MT				
OILS AND WAXES-VEG	MT				
CASTOR OIL	MT				
COCONUT OIL	MT				
OLIVE OIL	MT				
PALM OIL	MT				
PALM KERNEL OIL	MT				
OILCAKE AND MEAL	MT				
COTTON,EX LINTERS	MT				
COTTON LINTERS	MT				
SEEDS,FIELD & GARDEN	NA	---	---		
NURSERY STOCK	NA	---	---		
OTHER VEG PRODUCTS	NA	---	---		

TABLE 2--U.S. AGRICULTURAL IMPORTS: QUANTITY AND VALUE, COUNTRY BY COMMODITY GROUP, FISCAL YEARS 1978 AND 1979

COUNTRY AND COMMODITY GROUP	UNIT	QUANTITY 1978	QUANTITY 1979	VALUE 1978 $1,000	VALUE 1979 $1,000
723 TUNISIA		---	---	1497	1148
COMPLEMENTARY	NA	---	---	687	346
BANANAS-FRESH	MT				
PLANTAINS-FRESH	MT				
COFFEE-GREEN	MT				
COFFEE-ROASTED	MT				
COFFEE-SOLUBLE,EXTRACTS	MT				
COCOA BEANS	MT				
COCOA BUTTER	MT				
COCOA-CAKE,POWDER,ETC	MT				
CHOCOLATE PREPARATIONS	MT				
TEA-CRUDE OR PREPARED	MT				
SPICES	MT				
ALLIED GUMS	MT				
RUBBER-CRUDE	MT				
RUBBER-LATEX	MT				
RUBBER-DRY FORM	MT				
SILK-RAW	MT				
WOOL-UNMFD,FREE	MT				
FIBERS-EX COTTON,JUTE	MT				
OILS-ESSENTIAL	MT	67	28	687	346
DRUGS	MT				
OTHER COMPLEMENTARY	NA	---	---		
SUPPLEMENTARY	NA	---	---	810	802
ANIMALS & ANIMAL PRODS	NA	---	---	0	1
ANIMALS-LIVE,EX PLTRY	NA	---	---		
CATTLE-DUTTABLE	HHD				
MEATS AND MEAT PRODS	MT				
MEATS-P.L.88-482	MT				
MEATS-FRESH,FROZEN	MT				
BEEF AND VEAL	MT				
PORK	MT				
MEATS-PREP,PRES	MT				
BEEF AND VEAL	MT				
PORK	MT				
MUTTON,GOAT, & LAMB	MT				
POULTRY & PRODUCTS	NA	---	---		
DAIRY PRODUCTS	NA	---	---		
NONFAT DRY MILK	MT				
CHEESE	MT				
CASEIN AND MIXTURES	MT				
FATS OILS AND GREASES	MT				
HIDES AND SKINS	NA	---	---	0	1
SHEEP & LAMB SKINS	MT				
FURSKINS	NA	---	---		
WOOL-UMD,EX FREE	MT				
SAUSAGE CASINGS	NA	---	---		
OTHER ANIMAL PRODUCTS	NA	---	---		
VEGETABLE PRODUCTS	NA	---	---	810	801
GRAINS AND PREPS	NA	---	---	0	1
WHEAT-EX SEED,FD	MT				
BARLEY	MT				
BISCUITS,WAFERS	MT				
FRUITS AND PREPS	NA	---	---		
FRESH OR FROZEN	MT				
STRAWBERRIES	MT				
PREPARED OR PRES	MT				
PINEAPPLES	MT				
FRUIT JUICES	MLT				
NUTS AND PREPS	NA	---	---		
VEGETABLES AND PREPS	NA	---	---		
FRESH OR FROZEN	NA	---	---		
TOMATOES	MT				
PREPARED OR PRES	NA	---	---		
OLIVES	MLT				
MUSHROOMS,CANNED	MT				
HOPS & EXTRACT EQ	MT				
SUGAR AND REL PRODS	NA	---	---		
SUGAR-CANE,BEET	MT				
MOLASSES INFDTBLE	MLT				
CONFECTIONERY PRODS	MT				
SPICES	MT				
TOBACCO,UNMFD	MT				
TOBACCO-FILLER	MT				
TOBACCO-SCRAP	MT				
BEVERGES EX FR JUICE	MLT				
WINE	MLT				
MALT BEVERAGES	MLT				
FEEDS & FODDERS	NA	---	---		
OILSEDS AND PRODS	NA	---	---	810	799
OILSEDS & OILNUTS	MT				
FLAXSEED	MT				
SESAME SEED	MT				
OILS AND WAXES-VEG	MT	680	600	810	799
CASTOR OIL	MT				
COCONUT OIL	MT				
OLIVE OIL	MT	680	660	810	799
PALM OIL	MT				
PALM KERNEL OIL	MT				
OILCAKE AND MEAL	MT				
COTTON,EX LINTERS	MT				
COTTON LINTERS	MT				
SEEDS,FIELD & GARDEN	NA	---	---		
NURSERY STOCK	NA	---	---		
OTHER VEG PRODUCTS	NA	---	---		

TABLE 2--U.S. AGRICULTURAL IMPORTS: QUANTITY AND VALUE, COUNTRY BY COMMODITY GROUP, FISCAL YEARS 1978 AND 1979

COUNTRY AND COMMODITY GROUP	UNIT	QUANTITY 1978	QUANTITY 1979	VALUE 1978 $1,000	VALUE 1979 $1,000
729 EGYPT		---	---	5658	5078
COMPLEMENTARY	NA	---	---	2963	3429
BANANAS-FRESH	MT				
PLANTAINS-FRESH	MT				
COFFEE-GREEN	MT				
COFFEE-ROASTED	MT				
COFFEE-SOLUBLE,EXTRACTS	MT				
COCOA BEANS	MT				
COCOA BUTTER	MT				
COCOA-CAKE,POWDER,ETC	MT				
CHOCOLATE PREPARATIONS	MT				
TEA-CRUDE OR PREPARED	MT				
SPICES	MT	1711	1805	1616	2155
ALLIED GUMS	MT				
RUBBER-CRUDE	MT				
RUBBER-LATEX	MT				
RUBBER-DRY FORM	MT				
SILK-RAW	MT				
WOOL-UNMFD,FREE	MT				
FIBERS-EX COTTON,JUTE	MT				
OILS-ESSENTIAL	MT	25	26	1320	1298
DRUGS	MT	11	5	26	10
OTHER COMPLEMENTARY	NA	---	---	2	60
SUPPLEMENTARY	NA	---	---	2691	1441
ANIMALS & ANIMAL PRODS	NA	---	---	1595	924
ANIMALS-LIVE,EX PLTRY	NA	---	---	987	434
CATTLE-DUTIABLE	HHD				
MEATS AND MEAT PRODS	MT				
MEATS-P.L.480	MT				
MEATS-FRESH,FROZEN	MT				
BEEF AND VEAL	MT				
PORK	MT				
MEATS-PREP,PRES	MT				
BEEF AND VEAL	MT				
PORK	MT				
MUTTON,GOAT, & LAMB	MT				
POULTRY & PRODUCTS	NA	---	---		
DAIRY PRODUCTS	NA	---	---		
NONFAT DRY MILK	MT				
CHEESE	MT				
CASEIN AND MIXTURES	MT				
FATS OILS AND GREASES	MT				
HIDES AND SKINS	NA	---	---	0	208
SHEEP & LAMB SKINS	MT	0	39	0	208
FURSKINS	NA	---	---		
WOOL-UNMFD,EX FREE	MT				
SAUSAGE CASINGS	NA	---	---		
OTHER ANIMAL PRODUCTS	NA	---	---	408	282
VEGETABLE PRODUCTS	NA	---	---	1296	717
GRAINS AND PREPS	NA	---	---	0	4
WHEAT-EX SEED,FD	MT				
BARLEY	MT				
BISCUITS,WAFERS	MT				
FRUITS AND PREPS	NA	---	---	29	56
FRESH OR FROZEN	MT				
STRAWBERRIES	MT				
PREPARED OR PRES	MT	3	21	3	18
PINEAPPLES	MT				
FRUIT JUICES	MLT	29	76	26	38
NUTS AND PREPS	NA	---	---		
VEGETABLES AND PREPS	NA	---	---	23	46
FRESH OR FROZEN	NA	---	---		
TOMATOES	MT				
PREPARED OR PRES	NA	---	---	23	46
OLIVES	MLT				
MUSHROOMS,CANNED	MT				
HOPS & EXTRACT EQ	MT				
SUGAR AND REL PRODS	NA	---	---		
SUGAR-CANE,BEET	MT				
MOLASSES INEDIBLE	MLT				
CONFECTIONERY PRODS	MT				
SPICES	MT	297	220	253	232
TOBACCO,UNMFD	MT				
TOBACCO-FILLER	MT				
TOBACCO-SCRAP	MT				
BEVERAGES EX FR JUICE	MLT	27	0	28	0
WINE	MLT	27	0	28	0
MALT BEVERAGES	MLT				
FEEDS & FODDERS	NA	---	---	0	16
OILSEEDS AND PRODS	NA	---	---	39	5
OILSEEDS & OILNUTS	MT				
FLAXSEED	MT				
SESAME SEED	MT				
OILS AND WAXES-VEG	MT	0	3	39	5
CASTOR OIL	MT				
COCONUT OIL	MT				
OLIVE OIL	MT				
PALM OIL	MT				
PALM KERNEL OIL	MT				
OILCAKE AND MEAL	MT				
COTTON,EX LINTERS	MT	389	115	903	334
COTTON LINTERS	MT				
SEEDS,FIELD & GARDEN	NA	---	---	0	0
NURSERY STOCK	NA	---	---		
OTHER VEG PRODUCTS	NA	---	---	11	25

TABLE 2--U.S. AGRICULTURAL IMPORTS: QUANTITY AND VALUE, COUNTRY BY COMMODITY GROUP, FISCAL YEARS 1978 AND 1979

COUNTRY AND COMMODITY GROUP	UNIT	QUANTITY 1978	QUANTITY 1979	VALUE 1978 $1,000	VALUE 1979 $1,000
732 SUDAN					
COMPLEMENTARY	NA	---	---	3321	3591
BANANAS-FRESH	MT			100	0
PLANTAINS-FRESH	MT				
COFFEE-GREEN	MT				
COFFEE-ROASTED	MT				
COFFEE-SOLUBLE,EXTRACTS	MT				
COCOA BEANS	MT				
COCOA BUTTER	MT				
COCOA-CAKE,POWDER,ETC	MT				
CHOCOLATE PREPARATIONS	MT				
TEA-CRUDE OR PREPARED	MT				
SPICES	MT				
ALLIED GUMS	MT				
RUBBER-CRUDE	MT				
RUBBER-LATEX	MT				
RUBBER-DRY FORM	MT				
SILK-RAW	MT				
WOOL-UNMFD,FREE	MT				
FIBERS-EX COTTON,JUTE	MT				
OILS-ESSENTIAL	MT				
DRUGS	MT	19	0	81	0
OTHER COMPLEMENTARY	NA	---	---	58	0
SUPPLEMENTARY	NA	---	---	3222	3591
ANIMALS & ANIMAL PRODS	NA	---	---	2696	2711
ANIMALS-LIVE,EX PLTRY	NA	---	---		
CATTLE-SUITABLE	NNA				
MEATS AND MEAT PRODS	MT				
MEATS-P,L,BO-BA2	MT				
MEATS-FRESH,FROZEN	MT				
BEEF AND VEAL	MT				
PORK	MT				
MEATS-PREP,PRES	MT				
BEEF AND VEAL	MT				
PORK	MT				
MUTTON,GOAT, & LAMB	MT				
POULTRY & PRODUCTS	NA	---	---		
DAIRY PRODUCTS	NA	---	---		
NONFAT DRY MILK	MT				
CHEESE	MT				
CASEIN AND MIXTURES	MT				
FATS OILS AND GREASES	MT				
HIDES AND SKINS	NA	---	---	2695	2711
SHEEP & LAMB SKINS	MT	580	536	2661	2709
FURSKINS	NA	---	---	30	0
WOOL-UNMD,EX FREE	MT				
SAUSAGE CASINGS	NA	---	---		
OTHER ANIMAL PRODUCTS	NA	---	---	1	1
VEGETABLE PRODUCTS	NA	---	---	526	879
GRAINS AND PREPS	NA	---	---		
WHEAT-EX SEED,FD	MT				
BARLEY	MT				
BISCUITS,WAFERS	MT				
FRUITS AND PREPS	NA	---	---		
FRESH OR FROZEN	MT				
STRAWBERRIES	MT				
PREPARED OR PRES	MT				
PINEAPPLES	MT				
FRUIT JUICES	MLT				
NUTS AND PREPS	NA	---	---		
VEGETABLES AND PREPS	NA	---	---		
FRESH OR FROZEN	NA	---	---		
TOMATOES	MT				
PREPARED OR PRES	NA	---	---		
OLIVES	MLT				
MUSHROOMS,CANNED	MT				
HOPS & EXTRACT FD	MT				
SUGAR AND REL PRODS	NA	---	---		
SUGAR-CANE,BEET	MT				
MOLASSES INEDIBLE	MLT				
CONFECTIONERY PRODS	MT				
SPICES	MT				
TOBACCO,UNMFD	MT				
TOBACCO-FILLER	MT				
TOBACCO-SCRAP	MT				
BEVERAGES EX FR JUICE	MLT				
WINE	MLT				
MALT BEVERAGES	MLT				
FEEDS & FODDERS	NA	---	---		
OILSEEDS AND PRODS	NA	---	---		
OILSEEDS & OILNUTS	MT				
FLAXSEED	MT				
SESAME SEED	MT				
OILS AND WAXES-VEG	MT				
CASTOR OIL	MT				
COCONUT OIL	MT				
OLIVE OIL	MT				
PALM OIL	MT				
PALM KERNEL OIL	MT				
OILCAKE AND MEAL	MT				
COTTON,EX LINTERS	MT	216	389	505	833
COTTON LINTERS	MT				
SEEDS,FIELD & GARDEN	NA	---	---	21	47
NURSERY STOCK	NA	---	---		
OTHER VEG PRODUCTS	NA	---	---		

Reproduced from best available copy.

PB83-139717 U.S. FOREIGN AGRICULTURAL TRADE STATISTICAL REPORT FISCAL YEAR 1979 SUPPLEMENTARY TABLES: A SUPPLEMENT TO THE MONTHLY FOREIGN AGRICULTURAL TRADE OF THE UNITED STATES. ECONOMIC RESEARCH SERVICE, WASHINGTON, DC. INTERNATIONAL ECONOMICS DIV. AUG 80 331P

4 OF 4
PB83
139717

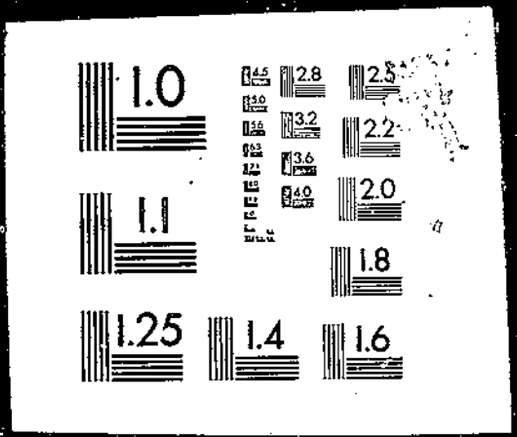
1.0
1.1
1.25
1.4
1.6
1.8
2.0
2.2
2.5
2.8
3.2
3.6
4.0
4.5
5.0
5.6
6.3
7.1
8.0
9.0
10.0
11.2
12.5
14.0
16.0
18.0
20.0
22.4
25.0
28.0
32.0
36.0
40.0
45.0
50.0
56.0
63.0
71.0
80.0
90.0
100.0
112.0
125.0
140.0
160.0
180.0
200.0
224.0
250.0
280.0
320.0
360.0
400.0
450.0
500.0
560.0
630.0
710.0
800.0
900.0
1000.0
1120.0
1250.0
1400.0
1600.0
1800.0
2000.0
2240.0
2500.0
2800.0
3200.0
3600.0
4000.0
4500.0
5000.0
5600.0
6300.0
7100.0
8000.0
9000.0
10000.0
11200.0
12500.0
14000.0
16000.0
18000.0
20000.0
22400.0
25000.0
28000.0
32000.0
36000.0
40000.0
45000.0
50000.0
56000.0
63000.0
71000.0
80000.0
90000.0
100000.0
112000.0
125000.0
140000.0
160000.0
180000.0
200000.0
224000.0
250000.0
280000.0
320000.0
360000.0
400000.0
450000.0
500000.0
560000.0
630000.0
710000.0
800000.0
900000.0
1000000.0
1120000.0
1250000.0
1400000.0
1600000.0
1800000.0
2000000.0
2240000.0
2500000.0
2800000.0
3200000.0
3600000.0
4000000.0
4500000.0
5000000.0
5600000.0
6300000.0
7100000.0
8000000.0
9000000.0
10000000.0
11200000.0
12500000.0
14000000.0
16000000.0
18000000.0
20000000.0
22400000.0
25000000.0
28000000.0
32000000.0
36000000.0
40000000.0
45000000.0
50000000.0
56000000.0
63000000.0
71000000.0
80000000.0
90000000.0
100000000.0
112000000.0
125000000.0
140000000.0
160000000.0
180000000.0
200000000.0
224000000.0
250000000.0
280000000.0
320000000.0
360000000.0
400000000.0
450000000.0
500000000.0
560000000.0
630000000.0
710000000.0
800000000.0
900000000.0
1000000000.0
1120000000.0
1250000000.0
1400000000.0
1600000000.0
1800000000.0
2000000000.0
2240000000.0
2500000000.0
2800000000.0
3200000000.0
3600000000.0
4000000000.0
4500000000.0
5000000000.0
5600000000.0
6300000000.0
7100000000.0
8000000000.0
9000000000.0
10000000000.0
11200000000.0
12500000000.0
14000000000.0
16000000000.0
18000000000.0
20000000000.0
22400000000.0
25000000000.0
28000000000.0
32000000000.0
36000000000.0
40000000000.0
45000000000.0
50000000000.0
56000000000.0
63000000000.0
71000000000.0
80000000000.0
90000000000.0
100000000000.0
112000000000.0
125000000000.0
140000000000.0
160000000000.0
180000000000.0
200000000000.0
224000000000.0
250000000000.0
280000000000.0
320000000000.0
360000000000.0
400000000000.0
450000000000.0
500000000000.0
560000000000.0
630000000000.0
710000000000.0
800000000000.0
900000000000.0
1000000000000.0
1120000000000.0
1250000000000.0
1400000000000.0
1600000000000.0
1800000000000.0
2000000000000.0
2240000000000.0
2500000000000.0
2800000000000.0
3200000000000.0
3600000000000.0
4000000000000.0
4500000000000.0
5000000000000.0
5600000000000.0
6300000000000.0
7100000000000.0
8000000000000.0
9000000000000.0
10000000000000.0
11200000000000.0
12500000000000.0
14000000000000.0
16000000000000.0
18000000000000.0
20000000000000.0
22400000000000.0
25000000000000.0
28000000000000.0
32000000000000.0
36000000000000.0
40000000000000.0
45000000000000.0
50000000000000.0
56000000000000.0
63000000000000.0
71000000000000.0
80000000000000.0
90000000000000.0
100000000000000.0
112000000000000.0
125000000000000.0
140000000000000.0
160000000000000.0
180000000000000.0
200000000000000.0
224000000000000.0
250000000000000.0
280000000000000.0
320000000000000.0
360000000000000.0
400000000000000.0
450000000000000.0
500000000000000.0
560000000000000.0
630000000000000.0
710000000000000.0
800000000000000.0
900000000000000.0
1000000000000000.0
1120000000000000.0
1250000000000000.0
1400000000000000.0
1600000000000000.0
1800000000000000.0
2000000000000000.0
2240000000000000.0
2500000000000000.0
2800000000000000.0
3200000000000000.0
3600000000000000.0
4000000000000000.0
4500000000000000.0
5000000000000000.0
5600000000000000.0
6300000000000000.0
7100000000000000.0
8000000000000000.0
9000000000000000.0
10000000000000000.0
11200000000000000.0
12500000000000000.0
14000000000000000.0
16000000000000000.0
18000000000000000.0
20000000000000000.0
22400000000000000.0
25000000000000000.0
28000000000000000.0
32000000000000000.0
36000000000000000.0
40000000000000000.0
45000000000000000.0
50000000000000000.0
56000000000000000.0
63000000000000000.0
71000000000000000.0
80000000000000000.0
90000000000000000.0
100000000000000000.0
112000000000000000.0
125000000000000000.0
140000000000000000.0
160000000000000000.0
180000000000000000.0
200000000000000000.0
224000000000000000.0
250000000000000000.0
280000000000000000.0
320000000000000000.0
360000000000000000.0
400000000000000000.0
450000000000000000.0
500000000000000000.0
560000000000000000.0
630000000000000000.0
710000000000000000.0
800000000000000000.0
900000000000000000.0
1000000000000000000.0
1120000000000000000.0
1250000000000000000.0
1400000000000000000.0
1600000000000000000.0
1800000000000000000.0
2000000000000000000.0
2240000000000000000.0
2500000000000000000.0
2800000000000000000.0
3200000000000000000.0
3600000000000000000.0
4000000000000000000.0
4500000000000000000.0
5000000000000000000.0
5600000000000000000.0
6300000000000000000.0
7100000000000000000.0
8000000000000000000.0
9000000000000000000.0
10000000000000000000.0
11200000000000000000.0
12500000000000000000.0
14000000000000000000.0
16000000000000000000.0
18000000000000000000.0
20000000000000000000.0
22400000000000000000.0
25000000000000000000.0
28000000000000000000.0
32000000000000000000.0
36000000000000000000.0
40000000000000000000.0
45000000000000000000.0
50000000000000000000.0
56000000000000000000.0
63000000000000000000.0
71000000000000000000.0
80000000000000000000.0
90000000000000000000.0
100000000000000000000.0
112000000000000000000.0
125000000000000000000.0
140000000000000000000.0
160000000000000000000.0
180000000000000000000.0
200000000000000000000.0
224000000000000000000.0
250000000000000000000.0
280000000000000000000.0
320000000000000000000.0
360000000000000000000.0
400000000000000000000.0
450000000000000000000.0
500000000000000000000.0
560000000000000000000.0
630000000000000000000.0
710000000000000000000.0
800000000000000000000.0
900000000000000000000.0
1000000000000000000000.0
1120000000000000000000.0
1250000000000000000000.0
1400000000000000000000.0
1600000000000000000000.0
1800000000000000000000.0
2000000000000000000000.0
2240000000000000000000.0
2500000000000000000000.0
2800000000000000000000.0
3200000000000000000000.0
3600000000000000000000.0
4000000000000000000000.0
4500000000000000000000.0
5000000000000000000000.0
5600000000000000000000.0
6300000000000000000000.0
7100000000000000000000.0
8000000000000000000000.0
9000000000000000000000.0
10000000000000000000000.0
11200000000000000000000.0
12500000000000000000000.0
14000000000000000000000.0
16000000000000000000000.0
18000000000000000000000.0
20000000000000000000000.0
22400000000000000000000.0
25000000000000000000000.0
28000000000000000000000.0
32000000000000000000000.0
36000000000000000000000.0
40000000000000000000000.0
45000000000000000000000.0
50000000000000000000000.0
56000000000000000000000.0
63000000000000000000000.0
71000000000000000000000.0
80000000000000000000000.0
90000000000000000000000.0
100000000000000000000000.0
112000000000000000000000.0
125000000000000000000000.0
140000000000000000000000.0
160000000000000000000000.0
180000000000000000000000.0
200000000000000000000000.0
224000000000000000000000.0
250000000000000000000000.0
280000000000000000000000.0
320000000000000000000000.0
360000000000000000000000.0
400000000000000000000000.0
450000000000000000000000.0
500000000000000000000000.0
560000000000000000000000.0
630000000000000000000000.0
710000000000000000000000.0
800000000000000000000000.0
900000000000000000000000.0
1000000000000000000000000.0
1120000000000000000000000.0
1250000000000000000000000.0
1400000000000000000000000.0
1600000000000000000000000.0
1800000000000000000000000.0
2000000000000000000000000.0
2240000000000000000000000.0
2500000000000000000000000.0
2800000000000000000000000.0
3200000000000000000000000.0
3600000000000000000000000.0
4000000000000000000000000.0
4500000000000000000000000.0
5000000000000000000000000.0
5600000000000000000000000.0
6300000000000000000000000.0
7100000000000000000000000.0
8000000000000000000000000.0
9000000000000000000000000.0
10000000000000000000000000.0
11200000000000000000000000.0
12500000000000000000000000.0
14000000000000000000000000.0
16000000000000000000000000.0
18000000000000000000000000.0
20000000000000000000000000.0
22400000000000000000000000.0
25000000000000000000000000.0
28000000000000000000000000.0
32000000000000000000000000.0
36000000000000000000000000.0
40000000000000000000000000.0
45000000000000000000000000.0
50000000000000000000000000.0
56000000000000000000000000.0
63000000000000000000000000.0
71000000000000000000000000.0
80000000000000000000000000.0
90000000000000000000000000.0
100000000000000000000000000.0
112000000000000000000000000.0
125000000000000000000000000.0
140000000000000000000000000.0
160000000000000000000000000.0
180000000000000000000000000.0
200000000000000000000000000.0
224000000000000000000000000.0
250000000000000000000000000.0
280000000000000000000000000.0
320000000000000000000000000.0
360000000000000000000000000.0
400000000000000000000000000.0
450000000000000000000000000.0
500000000000000000000000000.0
560000000000000000000000000.0
630000000000000000000000000.0
710000000000000000000000000.0
800000000000000000000000000.0
900000000000000000000000000.0
1000000000000000000000000000.0
1120000000000000000000000000.0
1250000000000000000000000000.0
1400000000000000000000000000.0
1600000000000000000000000000.0
1800000000000000000000000000.0
2000000000000000000000000000.0
2240000000000000000000000000.0
2500000000000000000000000000.0
2800000000000000000000000000.0
3200000000000000000000000000.0
3600000000000000000000000000.0
4000000000000000000000000000.0
4500000000000000000000000000.0
5000000000000000000000000000.0
5600000000000000000000000000.0
6300000000000000000000000000.0
7100000000000000000000000000.0
8000000000000000000000000000.0
9000000000000000000000000000.0
10000000000000000000000000000.0
11200000000000000000000000000.0
12500000000000000000000000000.0
14000000000000000000000000000.0
16000000000000000000000000000.0
18000000000000000000000000000.0
20000000000000000000000000000.0
22400000000000000000000000000.0
25000000000000000000000000000.0
28000000000000000000000000000.0
32000000000000000000000000000.0
36000000000000000000000000000.0
40000000000000000000000000000.0
45000000000000000000000000000.0
50000000000000000000000000000.0
56000000000000000000000000000.0
63000000000000000000000000000.0
71000000000000000000000000000.0
80000000000000000000000000000.0
90000000000000000000000000000.0
100000000000000000000000000000.0
112000000000000000000000000000.0
125000000000000000000000000000.0
140000000000000000000000000000.0
160000000000000000000000000000.0
180000000000000000000000000000.0
200000000000000000000000000000.0
224000000000000000000000000000.0
250000000000000000000000000000.0
280000000000000000000000000000.0
320000000000000000000000000000.0
360000000000000000000000000000.0
400000000000000000000000000000.0
450000000000000000000000000000.0
500000000000000000000000000000.0
560000000000000000000000000000.0
630000000000000000000000000000.0
710000000000000000000000000000.0
800000000000000000000000000000.0
900000000000000000000000000000.0
1000000000000000000000000000000.0
1120000000000000000000000000000.0
1250000000000000000000000000000.0
1400000000000000000000000000000.0
1600000000000000000000000000000.0
1800000000000000000000000000000.0
2000000000000000000000000000000.0
2240000000000000000000000000000.0
2500000000000000000000000000000.0
2800000000000000000000000000000.0
3200000000000000000000000000000.0
3600000000000000000000000000000.0
4000000000000000000000000000000.0
4500000000000000000000000000000.0
5000000000000000000000000000000.0
5600000000000000000000000000000.0
6300000000000000000000000000000.0
7100000000000000000000000000000.0
8000000000000000000000000000000.0
9000000000000000000000000000000.0
10000000000000000000000000000000.0
11200000000000000000000000000000.0
12500000000000000000000000000000.0
14000000000000000000000000000000.0
16000000000000000000000000000000.0
18000000000000000000000000000000.0
20000000000000000000000000000000.0
22400000000000000000000000000000.0
25000000000000000000000000000000.0
28000000000000000000000000000000.0
32000000000000000000000000000000.0
36000000000000000000000000000000.0
40000000000000000000000000000000.0
45000000000000000000000000000000.0
50000000000000000000000000000000.0
56000000000000000000000000000000.0
63000000000000000000000000000000.0
71000000000000000000000000000000.0
80000000000000000000000000000000.0
90000000000000000000000000000000.0
100000000000000000000000000000000.0
112000000000000000000000000000000.0
125000000000000000000000000000000.0
140000000000000000000000000000000.0
160000000000000000000000000000000.0
180000000000000000000000000000000.0
200000000000000000000000000000000.0
224000000000000000000000000000000.0
250000000000000000000000000000000.0
280000000000000000000000000000000.0
320000000000000000000000000000000.0
360000000000000000000000000000000.0
400000000000000000000000000000000.0
450000000000000000000000000000000.0
500000000000000000000000000000000.0
560000000000000000000000000000000.0
630000000000000000000000000000000.0
710000000000000000000000000000000.0
800000000000000000000000000000000.0
900000000000000000000000000000000.0
1000000000000000000000000000000000.0
1120000000000000000000000000000000.0
1250000000000000000000000000000000.0
1400000000000000000000000000000000.0
1600000000000000000000000000000000.0
1800000000000000000000000000000000.0
2000000000000000000000000000000000.0
2240000000000000000000000000000000.0
2500000000000000000000000000000000.0
2800000000000000000000000000000000.0
3200000000000000000000000000000000.0
3600000000000000000000000000000000.0
4000000000000000000000000000000000.0
4500000000000000000000000000000000.0
5000000000000000000000000000000000.0
5600000000000000000000000000000000.0
6300000000000000000000000000000000.0
7100000000000000000000000000000000.0
8000000000000000000000000000000000.0
9000000000000000000000000000000000.0
10000000000000000000000000000000000.0
11200000000000000000000000000000000.0
12500000000000000000000000000000000.0
14000000000000000000000000000000000.0
16000000000000000000000000000000000.0
18000000000000000000000000000000000.0
20000000000000000000000000000000000.0
22400000000000000000000000000000000.0
25000000000000000000000000000000000.0
28000000000000000000000000000000000.0
32000000000000000000000000000000000.0
36000000000000000000000000000000000.0
40000000000000000000000000000000000.0
45000000000000000000000000000000000.0
50000000000000000000000000000000000.0
56000000000000000000000000000000000.0
63000000000000000000000000000000000.0
71000000000000000000000000000000000.0
80000000000000000000000000000000000.0
90000000000000000000000000000000000.0
100000000000000000000000000000000000.0
112000000000000000000000000000000000.0
125000000000000000000000000000000000.0
140000000000000000000000000000000000.0
160000000000000000000000000000000000.0
180000000000000000000000000000000000.0
200000000000000000000000000000000000.0
224000000000000000000000000000000000.0
250000000000000000000000000000000000.0
280000000000000000000000000000000000.0
320000000000000000000000000000000000.0
360000000000000000000000000000000000.0
400000000000000000000000000000000000.0
450000000000000000000000000000000000.0
500000000000000000000000000000000000.0
560000000000000000000000000000000000.0
630000000000000000000000000000000000.0
710000000000000000000000000000000000.0
800000000000000000000000000000000000.0
900000000000000000000000000000000000.0
1000000000000000000000000000000000000.0
1120000000000000000000000000000000000.0
1250000000000000000000000000000000000.0
1400000000000000000000000000000000000.0
1600000000000000000000000000000000000.0
1800000000000000000000000000000000000.0
2000000000000000000000000000000000000.0
2240000000000000000000000000000000000.0
2500000000000000000000000000000000000.0
2800000000000000000000000000000000000.0
3200000000000000000000000000000000000.0
3600000000000000000000000000000000000.0
4000000000000000000000000000000000000.0
4500000000000000000000000000000000000.0
5000000000000000000000000000000000000.0
5600000000000000000000000000000000000.0
6300000000000000000000000000000000000.0
7100000000000000000000000000000000000.0
8000000000000000000000000000000000000.0
9000000000000000000000000000000000000.0
10000000000000000000000000000000000000.0
11200000000000000000000000000000000000.0
12500000000000000000000000000000000000.0
14000000000000000000000000000000000000.0
16000000000000000000000000000000000000.0
18000000000000000000000000000000000000.0
20000000000000000000000000000000000000.0
22400000000000000000000000000000000000.0
25000000000000000000000000000000000000.0
28000000000000000000000000000000000000.0
32000000000000000000000000000000000000.0
36000000000000000000000000000000000000.0
40000000000000000000000000000000000000.0
45000000000000000000000000000000000000.0
50000000000000000000000000000000000000.0
56000000000000000000000000000000000000.0
63000000000000000000000000000000000000.0
71000000000000000000000000000000000000.0
80000000000000000000000000000000000000.0
90000000000000000000000000000000000000.0
100000000000000000000000000000000000000.0
112000000000000000000000000000000000000.0
125000000000000000000000000000000000000.0
140000000000000000000000000000000000000.0
160000000000000000000000000000000000000.0
180000000000000000000000000000000000000.0
200000000000000000000000000000000000000.0
224000000000000000000000000000000000000.0
250000000000000000000000000000000000000.0
280000000000000000000000000000000000000.0
320000000000000000000000000000000000000.0
360000000000000000000000000000000000000.0
400000000000000000000000000000000000000.0
450000000000000000000000000000000000000.0
500000000000000000000000000000000000000.0
560000000000000000000000000000000000000.0
630000000000000000000000000000000000000.0
710000000000000000000000000000000000000.0
800000000000000000000000000000000000000.0
900000000000000000000000000000000000000.0
1000000000000000000000000000000000000000.0
1120000000000000000000000000000000000000.0
1250000000000000000000000000000000000000.0
1400000000000000000000000000000000000000.0
1600000000000000000000000000000000000000.0
1800000000000000000000000000000000000000.0
2000000000000000000000000000000000000000.0
2240000000000000000000000000000000000000.0
2500000000000000000000000000000000000000.0
2800000000000000000000000000000000000000.0
3200000000000000000000000000000000000000.0
3600000000000000000000000000000000000000.0
4000000000000000000000000000000000000000.0
4500000000000000000000000000000000000000.0
5000000000000000000000000000000000000000.0
5600000000000000000000000000000000000000.0
6300000000000000000000000000000000000000.0
7100000000000000000000000000000000000000.0
8000000000000000000000000000000000000000.0
9000000000000000000000000000000000000000.0
10000000000000000000000000000000000000000.0
11200000000000000000000000000000000000000.0
12500000000000000000000000000000000000000.0
14000000000000000000000000000000000000000.0
16000000000000000000000000000000000000000.0
18000000000000000000000000000000000000000.0
20000000000000000000000000000000000000000.0
22400000000000000000000000000000000000000.0
25000000000000000000000000000000000000000.0
28000000000000000000000000000000000000000.0
32000000000000000000000000000000000000000.0
36000000000000000000000000000000000000000.0
40000000000000000000000000000000000000000.0
45000000000000000000000000000000000000000.0
50000000000000000000000000000000000000000.0
56000000000000000000000000000000000000000.0
63000000000000000000000000000000000000000.0
71000000000000000000000000000000000000000.0
80000000000000000000000000000000000000000.0
90000000000000000000000000000000000000000.0
100000000000000000000000000000000000000000.0
112000000000000000000000000000000000000000.0
125000000000000000000000000000000000000000.0
140000000000000000000000000000000000000000.0
160000000000000000000000000000000000000000.0
180000000000000000000000000000000000000000.0
200000000000000000000000000000000000000000.0
224000000000000000000000000000000000000000.0
250000000000000000000000000000000000000000.0
280000000000000000000000000000000000000000.0
320000000000000000000000000000000000000000.0
360000000000000000000000000000000000000000.0
400000000000000000000000000000000000000000.0
450000000000000000000000000000000000000000.0
500000000000000000000000000000000000000000.0
560000000000000000000000000000000000000000.0
630000000000000000000000000000000000000000.0
710000000000000000000000000000000000000000.0
800000000000000000000000000000000000000000.0
900000000000000000000000000000000000000000.0
1000000000000000000000000000000000000000000.0
1120000000000000000000000000000000000000000.0
1250000000000000000000000000000000000000000.0
1400000000000000000000000000000000000000000.0
1600000000000000000000000000000000000000000.0
1800000000000000000000000000000000000000000.0
2000000000000000000000000000000000000000000.0
2240000000000000000000000000000000000000000.0
2500000000000000000000000000000000000000000.0
2800000000000000000000000000000000000000000.0
3200000000000000000000000000000000000000000.0
3600000000000000000000000000000000000000000.0
4000000000000000000000000000000000000000000.0
4500000000000000000000000000000000000000000.0
5000000000000000000000000000000000000000000.0
5600000000000000000000000000000000000000000.0
6300000000000000000000000000000000000000000.0
7100000000000000000000000000000000000000000.0
8000000000000000000000000000000000000000000.0
9000000000000000000000000000000000000000000.0
10000000000000000000000000000000000000000000.0
11200000000000000000000000000000000000000000.0
12500000000000000000000000000000000000000000.0
14000000000000000000000000000000000000000000.0
16000000000000000000000000000000000000000000.0
18000000000000000000000000000000000000000000.0
20000000000000000000000000000000000000000000.0
22400000000000000000000000000000000000000000.0
25000000000000000000000000000000000000000000.0
28000000000000000000000000000000000000000000.0
32000000000000000000000000000000000000000000.0
36000000000000000000000000000000000000000000.0
40000000000000000000000000000000000000000000.0
45000000000000000000000000000000000000000000.0
50000000000000000000000000000000000000000000.0
56000000000000000000000000000000000000000000.0
63000000000000000000000000000000000000000000.0
71000000000000000000000000000000000000000000.0
80000000000000000000000000000000000000000000.0
90000000000000000000000000000000000000000000.0
100000000000000000000000000000000000000000000.0
112000000000000000000000000000000000000000000.0
125000000000000000000000000000000000000000000.0
140000000000000000000000000000000000000000000.0
160000000000000000000000000000000000000000000.0
180000000000000000000000000000000000000000000.0
200000000000000000000000000000000000000000000.0
224000000000000000000000000000000000000000000.0
250000000000000000000000000000000000000000000.0
280000000000000000000000000000000000000000000.0
320000000000000000000000000000000000000000000.0
360000000000000000000000000000000000000000000.0
400000000000000000000000000000000000000000000.0
450000000000000000000000000000000000000000000.0
500000000000000000000000000000000000000000000.0
560000000000000000000000000000000000000000000.0
630000000000000000000000000000000000000000000.0
710000000000000000000000000000000000000000000.0
800000000000000000000000000000000000000000000.0
900000000000000000000000000000000000000000000.0
1000000000000000000000000000000000000000000000.0
1120000000000000000000000000000000000000000000.0
1250000000000000000000000000000000000000000000.0
1400000000000000000000000000000000000000000000.0
1600000000000000000000000000000000000000000000.0
1800000000000000000000000000000000000000000000.0
2000000000000000000000000000000000000000000000.0
2240000000000000000000000000000000000000000000.0
2500000000000000000000000000000000000000000000.0
2800000000000000000000000000000000000000000000.0
3200000000000000000000000000000000000000000000.0
3600000000000000000000000000000000000000000000.0
4000000000000000000000000000000000000000000000.0
4500000000000000000000000000000000000000000000.0
5000000000000000000000000000000000000000000000.0
5600000000000000000000000000000000000000000000.0
6300000000000000000000000000000000000000000000.0
7100000000000000000000000000000000000000000000.0
8000000000000000000000000000000000000000000000.0
9000000000000000000000000000000000000000000000.0
10000000000000000000000000000000000000000000000.0
11200000000000000000000000000000000000000000000.0
12500000000000000000000000000000000000000000000.0
14000000000000000000000000000000000000000000000.0
16000000000000000000000000000000000000000000000.0
18000000000000000000000000000000000000000000000.0
20000000000000000000000000000000000000000000000.0
22400000000000000000000000000000000000000000000.0
25000000000000000000000000000000000000000000000.0
28000000000000000000000000000000000000000000000.0
32000000000000000000000000000000000000000000000.0
36000000000000000000000000000000000000000000000.0
40000000000000000000000000000000000000000000000.0
45000000000000000000000000000000000000000000000.0
50000000000000000000000000000000000000000000000.0
56000000000000000000000000000000000000000000000.0
63000000000000000000000000000000000000000000000.0
71000000000000000000000000000000000000000000000.0
80000000000000000000000000000000000000000000000.0
90000000000000000000000000000000000000000000000.0
100000000000000000000000000000000000000000000000.0
112000000000000000000000000000000000000000000000.0
125000000000000000000000000000000000000000000000.0
140000000000000000000000000000000000000000000000.0
160000000000000000000000000000000000000000000000.0
180000000000000000000000000000000000000000000000.0
200000000000000000000000000000000000000000000000.0
224000000000000000000000000000000000000000000000.0
250000000000000000000000000000000000000000000000.0
280000000000000000000000000000000000000000000000.0
320000000000000000000000000000000000000000000000.0
360000000000000000000000000000000000000000000000.0
400000000000000000000000000000000000000000000000.0
450000000000000000000000000000000000000000000000.0
500000000000000000000000000000000000000000000000.0
560000000000000000000000000000000000000000000000.0
630000000000000000000000000000000000000000000000.0
710000000000000000000000000000000000000000000000.0
800000000000000000000000000000000000000000000000.0
900000000000000000000000000000000000000000000000.0
1000000000000000000000000000000000000000000000000.0
1120000000000000000000000000000000000000000000000.0
1250000000000000000000000000000000000000000000000.0
1400000000000000000000000000000000000000000000000.0
1600000000000000000000000000000000000000000000000.0
1800000000000000000000000000000000000000000000000.0
2000000000000000000000000000000000000000000000000.0
2240000000000000000000000000000000000000000000000.0
2500000000000000000000000000000000000000000000000.0
2800000000000000000000000000000000000000000000000.0
3200000000000000000000000000000000000000000000000.0
3600000000000000000000000000000000000000000000000.0
4000000000000000000000000000000000000000000000000.0
4500000000000000000000000000000000000000000000000.0
5000000000000000000000000000000000000000000000000.0
5600000000000000000000000000000000000000000000000.0
6300000000000000000000000000000000000000000000000.0
7100000000000000000000000000000000000000000000000.0
8000000000000000000000000000000000000000000000000.0
9000000000000000000000000000000000000000000000000.0
10000000000000000000000000000000000000000000000000.0
11200000000000000000000000000000000000000000000000.0
12500000000000000000000000000000000000000000000000.0
14000000000000000000000000000000000000000000000000.0
16000000000000000000000000000000000000000000000000.0
18000000000000000000000000000000000000000000000000.0
20000000000000000000000000000000000000000000000000.0
22400000000000000000000000000000000000000000000000.0
25000000000000000000000000000000000000000000000000.0
28000000000000000000000000000000000000000000000000.0
32000000000000000000000000000000000000000000000000.0
36000000000000000000000000000000000000000000000000.0
40000000000000000000000000000000000000000000000000.0
45000000000000000000000000000000000000000000000000.0
50000000000000000000000000000000000000000000000000.0
56000000000000000000000000000000000000000000000000.0
63000000000000000000000000000000000000000000000000.0
71000000000000000000000000000000000000000000000000.0
80000000000000000000000000000000000000000000000000.0
90000000000000000000000000000000000000000000000000.0
100000000000000000000000000000000000000000000000000.0
112000000000000000000000000000000000000000000000000.0
125000000000000000000000000000000000000000000000000.0
140000000000000000000000000000000000000000000000000.0
160000000000000000000000000000000000000000000000000.0
180000000000000000000000000000000000000000000000000.0
200000000000000000000000000000000000000000000000000.0
224000000000000000000000000000000000000000000000000.0
250000000000000000000000000000000000000000000000000.0
280000000000000000000000000000000000000000000000000.0
320000000000000000000000000000000000000000000000000.0
360000000000000000000000000000000000000000000000000.0
400000000000000000000000000000000000000000000000000.0
450000000000000000000000000000000000000000000000000.0
500000000000000000000000000000000000000000000000000.0
560000000000000000000000000000000000000000000000000.0
630000000000000000000000000000000000000000000000000.0
710000000000000000000000000000000000000000000000000.0
800000000000000000000000000000000000000000000000000.0
900000000000000000000000000000000000000000000000000.0
1000000000000000000000000000000000000000000000000000.0
1120000000000000000000000000000000000000000000000000.0
1250000000000000000000000000000000000000000000000000.0
1400000000000000000000000000000000000000000000000000.0
1600000000000000000000000000000000000000000000000000.0
1800000000000000000000000000000000000000000000000000.0
2000000000000000000000000000000000000000000000000000.0
2240000000000000000000000000000000000000000000000000.0
2500000000000000000000000000000000000000000000000000.0
2800000000000000000000000000000000000000000000000000.0
3200000000000000000000000000000000000000000000000000.0
3600000000000000000000000000000000000000000000000000.0
4000000000000000000000000000000000000000000000000000.0
4500000000000000000000000000000000000000000000000000.0
5000000000000000000000000000000000000000000000000000.0
5600000000000000000000000000000000000000000000000000.0
6300000000000000000000000000000000000000000000000000.0
7100000000000000000000000000000000000000000000000000.0
8000000000000000000000000000000000000000000000000000.0
9000000000000000000000000000000000000000000000000000.0
10000000000000000000000000000000000000000000000000000.0
11200000000000000000000000000000000000000000000000000.0
12500000000000000000000000000000000000000000000000000.0
14000000000000000000000000000000000000000000000000000.0
16000000000000000000000000000000000000000000000000000.0
18000000000000000000000000000000000000000000000000000.0
20000000000000000000000000000000000000000000000000000.0
22400000000000000000000000000000000000000000000000000.0
25000000000000000000000000000000000000000000000000000.0
28000000000000000000000000000000000000000000000000000.0
32000000000000000000000000000000000000000000000000000.0
36000000000000000000000000000000000000000000000000000.0
40000000000000000000000000000000000000000000000000000.0
45000000000000000000000000000000000000000000000000000.0
50000000000000000000000000000000000000000000000000000.0
56000000000000000000000000000000000000000000000000000.0
63000000000000000000000000000000000000000000000000000.0
71000000000000000000000000000000000000000000000000000.0
80000000000000000000000000000000000000000000000000000.0
90000000000000000000000000000000000000000000000000000.0
100000000000000000000000000000000000000000000000000000.0
112000000000000000000000000000000000000000000000000000.0
125000000000000000000000000000000000000000000000000000.0
140000000000000000000000000000000000000000000000000000.0
160000000000000000000000000000000000000000000000000000.0
180000000000000000000000000000000000000000000000000000.0
200000000000000000000000000000000000000000000000000000.0
224000000000000000000000000000000000000000000000000000.0
250000000000000000000000000000000000000000000000000000.0
280000000000000000000000000000000000000000000000000000.0
320000000000000000000000000000000000000000000000000000.0
360000000000000000000000000000000000000000000000000000.0
400000000000000000000000000000000000000000000000000000.0
450000000000000000000000000000000000000000000000000000.0
500000000000000000000000000000000000000000000000000000.0
560000000000000000000000000000000000000000000000000000.0
630000000000000000000000000000000000000000000000000000.0
710000000000000000000000000000000000000000000000000000.0
800000000000000000000000000000000000000000000000000000.0
900000000000000000000000000000000000000000000000000000.0
1000000000000000000000000000000000000000000000000000000.0
1120000000000000000000000000000000000000000000000000000.0
1250000000000000000000000000000000000000000000000000000.0
1400000000000000000000000000000000000000000000000000000.0
1600000000000000000000000000000000000000000000000000000.0
1800000000000000000000000000000000000000000000000000000.0
2000000000000000000000000000000000000000000000000000000.0
2240000000000000000000000000000000000000000000000000000.0
2500000000000000000000000000000000000000000000000000000.0
2800000000000000000000000000000000000000000000000000000.0
3200000000000000000000000000000000000000000000000000000.0
3600000000000000000000000000000000000000000000000000000.0
4000000000000000000000000000000000000000000000000000000.0
4500000000000000000000000000000000000000000000000000000.0
5000000000000000000000000000000000000000000000000000000.0
5600000000000000000000000000000000000000000000000000000.0
6300000000000000000000000000000000000000000000000000000.0
7100000000000000000000000000000000000000000000000000000.0
8000000000000000000000000000000000000000000000000000000.0
9000000000000000000000000000000000000000000000000000000.0
10000000000000000000000000000000000000000000000000000000.0
11200000000000000000000000000000000000000000000000000000.0
12500000000000000000000000000000000000000000000000000000.0
14000000000000000000000000000000000000000000000000000000.0
16000000000000000000000000000000000000000000000000000000.0
18000000000000000000000000000000000000000000000000000000.0
20000000000000000000000000000000000000000000000000000000.0
22400000000000000000000000000000000000000000000000000000.0
25000000000000000000000000000000000000000000000000000000.0
28000000000000000000000000000000000000000000000000000000.0
32000000000000000000000000000000000000000000000000000000.0
36000000000000000000000000000000000000000000000000000000.0
40000000000000000000000000000000000000000000000000000000.0
45000000000000000000000000000000000000000000000000000000.0
50000000000000000000000000000000000000000000000000000000.0
56000000000000000000000000000000000000000000000000000000.0
63000000000000000000000000000000000000000000000000000000.0
71000000000000000000000000000000000000000000000000000000.0
80000000000000000000000000000000000000000000000000000000.0
90000000000000000000000000000000000000000000000000000000.0
100000000000000000000000000000000000000000000000000000000.0
112000000000000000000000000000000000000000000000000000000.0
125000000000000000000000000000000000000000000000000000000.0
140000000000000000000000000000000000000000000000000000000.0
160000000000000000000000000000000000000000000000000000000.0
180000000000000000000000000000000000000000000000000000000.0
200000000000000000000000000000000000000000000000000000000.0
224000000000000000000000000000000000000000000000000000000.0
250000000000000000000000000000000000000000000000000000000.0
280000000000000000000000000000000000000000000000000000000.0
320000000000000000000000000000000000000000000000000000000.0
360000000000000000000000000000000000000000000000000000000.0
400000000000000000000000000000000000000000000000000000000.0
450000000000000000000000000000000000000000000000000000000.0
500000000000000000000000000000000000000000000000000000000.0
560000000000000000000000000000000000000000000000000000000.0
630000000000000000000000000000000000000000000000000000000.0
710000000000000000000000000000000000000000000000000000000.0
800000000000000000000000000000000000000000000000000000000.0
900000000000000000000000000000000000000000000000000000000.0
1000000000000000000000000000000000000000000000000000000000.0
1120000000000000000000000000000000000000000000000000000000.0
1250000000000000000000000000000000000000000000000000000000.0
1400000000000000000000000000000000000000000000000000000000.0
1600000000000000000000000000000000000000000000000000000000.0
1800000000000000000000000000000000000000000000000000000000.0
2000000000000000000000000000000000000000000000000000000000.0
2240000000000000000000000000000000000000000000000000000000.0
2500000000000000000000000000000000000000000000000000000000.0
2800000000000000000000000000000000000000000000000000000000.0
3200000000000000000000000000000000000000000000000000000000.0
3600000000000000000000000000000000000000000000000000000000.0
4000000000000000000000000000000000000000000000000000000000.0
4500000000000000000000000000000000000000000000000000000000.0
5000000000000000000000000000000000000000000000000000000000.0
5600000000000000000000000000000000000000000000000000000000.0
6300000000000000000000000000000000000000000000000000000000.0
7100000000000000000000000000000000000000000000000000000000.0
8000000000000000000000000000000000000000000000000000000000.0
9000000000000000000000000000000000000000000000000000000000.0
10000000000000000000000000000000000000000000000000000000000.0
11200000000000000000000000000000000000000000000000000000000.0
12500000000000000000000000000000000000000000000000000000000.0
14000000000000000000000000000000000000000000000000000000000.0
16000000000000000000000000000000000000000000000000000000000.0
18000000000000000000000000000000000000000000000000000000000.0
20000000000000000000000000000000000000000000000000000000000.0
22400000000000000000000000000000000000000000000000000000000.0
25000000000000000000000000000000000000000000000000000000000.0
28000000000000000000000000000000000000000000000000000000000.0
32000000000000000000000000000000000000000000000000000000000.0
36000000000000000000000000000000000000000000000000000000000.0
40000000000000000000000000000000000000000000000000000000000.0
45000000000000000000000000000000000000000000000000000000000.0
50000000000000000000000000000000000000000000000000000000000.0
56000000000000000000000000000000000000000000000000000000000.0
63000000000000000000000000000000000000000000000000000000000.0
71000000000000000000000000000000000000000000000000000000000.0
80000000000000000000000000000000000000000000000000000000000.0
90000000000000000000000000000000000000000000000000000000000.0
100000000000000000000000000000000000000000000000000000000000.0
112000000000000000000000000000000000000000000000000000000000.0
125000000000000000000000000000000000000000000000000000000000.0
140000000000000000000000000000000000000000000000000000000000.0
160000000000000000000000000000000000000000000000000000000000.0
180000000000000000000000000000000000000000000000000000000000.0
200000000000000000000000000000000000000000000000000000000000.0
224000000000000000000

TABLE Z--U.S. AGRICULTURAL IMPORTS: QUANTITY AND VALUE, COUNTRY BY COMMODITY GROUP, FISCAL YEARS 1978 AND 1979

COUNTRY AND COMMODITY GROUP	UNIT	QUANTITY 1978	QUANTITY 1979	VALUE 1978 $1,000	VALUE 1979 $1,000
733 CANARY ISLANDS		---	---	30	68
COMPLEMENTARY	NA	---	---		
BANANAS-FRESH	MT				
PLANTAINS-FRESH	MT				
COFFEE-GREEN	MT				
COFFEE-ROASTED	MT				
COFFEE-SOLUBLE,EXTRACTS	MT				
COCOA BEANS	MT				
COCOA BUTTER	MT				
COCOA-CAKE,POWDER,ETC	MT				
CHOCOLATE PREPARATIONS	MT				
TEA-CRUDE OR PREPARED	MT				
SPICES	MT				
ALLIED GUMS	MT				
RUBBER-CRUDE	MT				
RUBBER-LATEX	MT				
RUBBER-DRY FORM	MT				
SILK-RAW	MT				
WOOL-UNMFD,FREE	MT				
FIBERS-EX COTTON,JUTE	MT				
OILS-ESSENTIAL	MT				
DRUGS	MT				
OTHER COMPLEMENTARY	NA	---	---		
SUPPLEMENTARY	NA	---	---	30	68
ANIMALS & ANIMAL PRODS	NA	---	---		
ANIMALS-LIVE,EX PLTRY	NA	---	---		
CATTLE-DUTIABLE	HND				
MEATS AND MEAT PRODS	MT				
MEATS-P.L.88-482	MT				
MEATS-FRESH,FROZEN	MT				
BEEF AND VEAL	MT				
PORK	MT				
MEATS-PREP,PRES	MT				
BEEF AND VEAL	MT				
PORK	MT				
MUTTON,GOAT, & LAMB	MT				
POULTRY & PRODUCTS	NA	---	---		
DAIRY PRODUCTS	NA	---	---		
NONFAT DRY MILK	MT				
CHEESE	MT				
CASEIN AND MIXTURES	MT				
FATS OILS AND GREASES	MT				
HIDES AND SKINS	NA	---	---		
SHEEP & LAMB SKINS	MT				
FURSKINS	NA	---	---		
WOOL-UMD,EX FREE	MT				
SAUSAGE CASINGS	NA	---	---		
OTHER ANIMAL PRODUCTS	NA	---	---		
VEGETABLE PRODUCTS	NA	---	---	30	68
GRAINS AND PREPS	NA	---	---		
WHEAT-EX SEED,FD	MT				
BARLEY	MT				
BISCUITS,WAFERS	MT				
FRUITS AND PREPS	NA	---	---		
FRESH OR FROZEN	MT				
STRAWBERRIES	MT				
PREPARED OR PRES	MT				
PINEAPPLES	MT				
FRUIT JUICES	MLT				
NUTS AND PREPS	NA	---	---		
VEGETABLES AND PREPS	NA	---	---		
FRESH OR FROZEN	NA	---	---		
TOMATOES	MT				
PREPARED OR PRES	NA	---	---		
OLIVES	MLT				
MUSHROOMS,CANNED	MT				
HOPS & EXTRACTED	MT				
SUGAR AND REL PRODS	NA	---	---		
SUGAR-CANE,BEET	MT				
MOLASSES INEDIBLE	MLT				
CONFECTIONERY PRODS	MT				
SPICES	MT				
TOBACCO,UNMFD	MT				
TOBACCO-FILLER	MT				
TOBACCO-SCRAP	MT				
BEVERGES EX FR JUICE	MLT				
WINE	MLT				
MALT BEVERAGES	MLT				
FEEDS & FODDERS	NA	---	---		
OILSEDS AND PRODS	NA	---	---		
OILSEDS & OILNUTS	MT				
FLAXSEED	MT				
SESAME SEED	MT				
OILS AND WAXES-VEG	MT				
CASTOR OIL	MT				
COCONUT OIL	MT				
OLIVE OIL	MT				
PALM OIL	MT				
PALM KERNEL OIL	MT				
OILCAKE AND MEAL	MT				
COTTON,EX LINTERS	MT				
COTTON LINTERS	MT				
SEEDS,FIELD & GARDEN	NA	---	---		
NURSERY STOCK	NA	---	---	30	68
OTHER VEG PRODUCTS	NA	---	---		

TABLE 2--U.S. AGRICULTURAL IMPORTS: QUANTITY AND VALUE, COUNTRY BY COMMODITY GROUP, FISCAL YEARS 1978 AND 1979

COUNTRY AND COMMODITY GROUP	UNIT	QUANTITY 1978	QUANTITY 1979	VALUE 1978 $1,000	VALUE 1979 $1,000
735 SPANISH AFRICA, NEC		---	---	0	*
COMPLEMENTARY	NA	---	---		
BANANAS-FRESH	MT				
PLANTAINS-FRESH	MT				
COFFEE-GREEN	MT				
COFFEE-ROASTED	MT				
COFFEE-SOLUBLE,EXTRACTS	MT				
COCOA BEANS	MT				
COCOA BUTTER	MT				
COCOA-CAKE,POWDER,ETC	MT				
CHOCOLATE PREPARATIONS	MT				
TEA-CRUDE OR PREPARED	MT				
SPICES	MT				
ALLIED GUMS	MT				
RUBBER-CRUDE	MT				
RUBBER-LATEX	MT				
RUBBER-DRY FORM	MT				
SILK-RAW	MT				
WOOL-UNMFD,FREE	MT				
FIBERS-EX COTTON,JUTE	MT				
OILS-ESSENTIAL	MT				
DRUGS	MT				
OTHER COMPLEMENTARY	NA	---	---		
SUPPLEMENTARY	NA	---	---	0	3
ANIMALS & ANIMAL PRODS	NA	---	---	0	3
ANIMALS-LIVE,EX POTRY	NA	---	---		
CATTLE-DUTIABLE	HHD				
MEATS AND MEAT PRODS	MT				
MEATS-P.L.RO-BAR	MT				
MEATS-FRESH,FROZEN	MT				
BEEF AND VEAL	MT				
PORK	MT				
MEATS-PREP,PRES	MT				
BEEF AND VEAL	MT				
PORK	MT				
MUTTON,GOAT, & LAMB	MT				
POULTRY & PRODUCTS	NA	---	---		
DAIRY PRODUCTS	NA	---	---		
NONFAT DRY MILK	MT				
CHEESE	MT				
CASEIN AND MIXTURES	MT				
FATS OILS AND GREASES	MT				
HIDES AND SKINS	NA	---	---	0	3
SHEEP & LAMB SKINS	MT				
FURSKINS	NA	---	---	0	*
WOOL-UNMD,EX FREE	MT				
SAUSAGE CASINGS	NA	---	---		
OTHER ANIMAL PRODUCTS	NA	---	---		
VEGETABLE PRODUCTS	NA	---	---		
GRAINS AND PREPS	NA	---	---		
WHEAT,EX SEED,FD	MT				
BARLEY	MT				
BISCUITS,WAFERS	MT				
FRUITS AND PREPS	NA	---	---		
FRESH OR FROZEN	MT				
STRAWBERRIES	MT				
PREPARED OR PRES	MT				
PINEAPPLES	MT				
FRUIT JUICES	MLT				
NUTS AND PREPS	NA	---	---		
VEGETABLES AND PREPS	NA	---	---		
FRESH OR FROZEN	NA	---	---		
TOMATOES	MT				
PREPARED OR PRES	NA	---	---		
OLIVES	MLT				
MUSHROOMS,CANNED	MT				
HOPS & EXTRACT FD	MT				
SUGAR AND REL PRODS	NA	---	---		
SUGAR-CANE,BEET	MT				
MOLASSES INEDIBLE	MLT				
CONFECTIONERY PRODS	MT				
SPICES	MT				
TOBACCO,UNMFD	MT				
TOBACCO-FILLER	MT				
TOBACCO-SCRAP	MT				
BEVERAGES EX FR JUICE	MLT				
WINE	MLT				
MALT BEVERAGES	MLT				
FEEDS & FODDERS	NA	---	---		
OILSEEDS AND PRODS	NA	---	---		
OILSEEDS & OILNUTS	MT				
FLAXSEED	MT				
SESAME SEED	MT				
OILS AND WAXES-VEG	MT				
CASTOR OIL	MT				
COCONUT OIL	MT				
OLIVE OIL	MT				
PALM OIL	MT				
PALM KERNEL OIL	MT				
OILCAKE AND MEAL	MT				
COTTON,EX LINTERS	MT				
COTTON LINTERS	MT				
SEEDS,FIELD & GARDEN	NA	---	---		
NURSERY STOCK	NA	---	---		
OTHER VEG PRODUCTS	NA	---	---		

TABLE 2--U.S. AGRICULTURAL IMPORTS: QUANTITY AND VALUE, COUNTRY BY COMMODITY GROUP, FISCAL YEARS 1978 AND 1979

COUNTRY AND COMMODITY GROUP	UNIT	QUANTITY 1978	QUANTITY 1979	VALUE 1978 $1,000	VALUE 1979 $1,000
737 WESTERN SAHARA		---	---	0	2
COMPLEMENTARY	NA	---	---		
BANANAS-FRESH	MT				
PLANTAINS-FRESH	MT				
COFFEE-GREEN	MT				
COFFEE-ROASTED	MT				
COFFEE-SOLUBLE,EXTRACTS	MT				
COCOA BEANS	MT				
COCOA BUTTER	MT				
COCOA-CAKE,POWDER,ETC	MT				
CHOCOLATE PREPARATIONS	MT				
TEA-CRUDE OR PREPARED	MT				
SPICES	MT				
ALLIED GUMS	MT				
RUBBER-CRUDE	MT				
RUBBER-LATEX	MT				
RUBBER-DRY FORM	MT				
SILK-RAW	MT				
WOOL-UNMFD,FREE	MT				
FIBERS-EX COTTON,JUTE	MT				
OILS-ESSENTIAL	MT				
DRUGS	MT				
OTHER COMPLEMENTARY	NA	---	---		
SUPPLEMENTARY	NA	---	---	0	2
ANIMALS & ANIMAL PRODS	NA	---	---		
ANIMALS-LIVE,EX PLTRY	NA	---	---		
CATTLE-DUTTABLE	HEAD				
MEATS AND MEAT PRODS	MT				
MEATS-P.L.A.B-NR2	MT				
MEATS-FRESH,FROZEN	MT				
BEEF AND VEAL	MT				
PORK	MT				
MEATS-PREP,PRES	MT				
BEEF AND VEAL	MT				
PORK	MT				
MUTTON,GOAT, & LAMB	MT				
POULTRY & PRODUCTS	NA	---	---		
DAIRY PRODUCTS	NA	---	---		
NONFAT DRY MILK	MT				
CHEESE	MT				
CASEIN AND MIXTURES	MT				
FATS OILS AND GREASES	MT				
HIDES AND SKINS	NA	---	---		
SHEEP & LAMB SKINS	MT				
FURSKINS	NA	---	---		
WOOL-UNMFD,EX FREE	MT				
SAUSAGE CASINGS	NA	---	---		
OTHER ANIMAL PRODUCTS	NA	---	---		
VEGETABLE PRODUCTS	NA	---	---	0	2
GRAINS AND PREPS	NA	---	---		
WHEAT-EX SEED,FD	MT				
BARLEY	MT				
BISCUITS,WAFERS	MT				
FRUITS AND PREPS	NA	---	---		
FRESH OR FROZEN	MT				
STRAWBERRIES	MT				
PREPARED OR PRES	MT				
PINEAPPLES	MT				
FRUIT JUICES	MLT				
NUTS AND PREPS	NA	---	---		
VEGETABLES AND PREPS	NA	---	---	0	2
FRESH OR FROZEN	NA	---	---	0	2
TOMATOES	MT				
PREPARED OR PRES	NA	---	---		
OLIVES	MLT				
MUSHROOMS,CANNED	MT				
HOPS & EXTRACT FQ	MT				
SUGAR AND REL PRODS	NA	---	---		
SUGAR-CANE,BEET	MT				
MOLASSES INEDIBLE	MLT				
CONFECTIONERY PRODS	MT				
SPICES	MT				
TOBACCO,UNMFD	MT				
TOBACCO-FILLER	MT				
TOBACCO-SCRAP	MT				
BEVERAGES EX FR JUICE	MLT				
WINE	MLT				
MALT BEVERAGES	MLT				
FEEDS & FODDERS	NA	---	---		
OILSEDS AND PRODS	NA	---	---		
OILSEEDS & OILNUTS	MT				
FLAXSEED	MT				
SESAME SEED	MT				
OILS AND WAXES-VEG	MT				
CASTOR OIL	MT				
COCONUT OIL	MT				
OLIVE OIL	MT				
PALM OIL	MT				
PALM KERNEL OIL	MT				
OILCAKE AND MEAL	MT				
COTTON,EX LINTERS	MT				
COTTON LINTERS	MT				
SEEDS,FIELD & GARDEN	NA	---	---		
NURSERY STOCK	NA	---	---		
OTHER VEG PRODUCTS	NA	---	---		

TABLE 2 -U.S. AGRICULTURAL IMPORTS: QUANTITY AND VALUE, COUNTRY BY COMMODITY GROUP, FISCAL YEARS 1978 AND 1979

COUNTRY AND COMMODITY GROUP	UNIT	QUANTITY 1978	QUANTITY 1979	VALUE 1978 $1,000	VALUE 1979 $1,000
742 CAMEROON		---	---	43599	41934
COMPLEMENTARY	NA	---	---	38139	37261
BANANAS-FRESH	MT				
PLANTAINS-FRESH	MT				
COFFEE-GREEN	MT	10937	9812	34956	26763
COFFEE-ROASTED	MT				
COFFEE-SOLUBLE,EXTRACTS	MT	0	2	0	11
COCOA BEANS	MT				
COCOA BUTTER	MT	187	1186	716	5606
COCOA-CAKE,POWDER,ETC	MT	509	1152	2453	4561
CHOCOLATE PREPARATIONS	MT	0	36	0	161
TEA-CRUDE OR PREPARED	MT				
SPICES	MT	5	0	13	0
ALLIED GUMS	MT				
RUBBER-CRUDE	MT	0	14	0	17
RUBBER-LATEX	MT				
RUBBER-DRY FORM	MT	0	14	0	17
SILK-RAW	MT				
WOOL-UNMFD,FREE	MT				
FIBERS-EX COTTON,JUTE	MT				
OILS-ESSENTIAL	MT				
DRUGS	MT				
OTHER COMPLEMENTARY	NA	---	---	0	143
SUPPLEMENTARY	NA	---	---	5461	4673
ANIMALS & ANIMAL PRODS	NA	---	---		
ANIMALS-LIVE,EX PLTRY	NA	---	---		
CATTLE-DUTIABLE	NNO				
MEATS AND MEAT PRODS	MT				
MEATS-P,L,&B-BAZ	MT				
MEATS-FRESH,FROZEN	MT				
BEEF AND VEAL	MT				
PORK	MT				
MEATS-PREP,PRES	MT				
BEEF AND VEAL	MT				
PORK	MT				
MUTTON,GOAT, & LAMB	MT				
POULTRY & PRODUCTS	NA	---	---		
DAIRY PRODUCTS	NA	---	---		
NONFAT DRY MILK	MT				
CHEESE	MT				
CASEIN AND MIXTURES	MT				
FATS OILS AND GREASES	MT				
HIDES AND SKINS	NA	---	---		
SHEEP & LAMB SKINS	MT				
FURSKINS	NA	---	---		
WOOL-UNMFD,EX FREE	MT				
SAUSAGE CASINGS	NA	---	---		
OTHER ANIMAL PRODUCTS	NA	---	---		
VEGETABLE PRODUCTS	NA	---	---	5461	4673
GRAINS AND PREPS	NA	---	---		
WHEAT-EX SEED,ED	MT				
BARLEY	MT				
BISCUITS,WAFERS	MT				
FRUITS AND PREPS	NA	---	---		
FRESH OR FROZEN	MT				
STRAWBERRIES	MT				
PREPARED OR PRES	MT				
PINEAPPLES	MT				
FRUIT JUICES	MLT				
NUTS AND PREPS	NA	---	---		
VEGETABLES AND PREPS	NA	---	---		
FRESH OR FROZEN	NA	---	---		
TOMATOES	MT				
PREPARED OR PRES	NA	---	---		
OLIVES	MLT				
MUSHROOMS,CANNED	MT				
HOPS & EXTRACT EQ	MT				
SUGAR AND REL PRODS	NA	---	---		
SUGAR-CANE,BEET	MT				
MOLASSES INEDIBLE	MLT				
CONFECTIONERY PRODS	MT				
SPICES	MT				
TOBACCO,UNMFD	MT	305	411	5461	4673
TOBACCO-FILLER	MT	60	64	1045	900
TOBACCO-SCRAP	MT	5	175	11	401
BEVERAGES EX FR JUICE	MLT				
WINE	MLT				
MALT BEVERAGES	MLT				
FEEDS & FODDERS	NA	---	---		
OILSEEDS AND PRODS	NA	---	---		
OILSEEDS & OILNUTS	MT				
FLAXSEED	MT				
SESAME SEED	MT				
OILS AND WAXES-VEG	MT				
CASTOR OIL	MT				
COCONUT OIL	MT				
OLIVE OIL	MT				
PALM OIL	MT				
PALM KERNEL OIL	MT				
OILCAKE AND MEAL	MT				
COTTON,EX LINTERS	MT				
COTTON LINTERS	MT				
SEEDS,FIELD & GARDEN	NA	---	---		
NURSERY STOCK	NA	---	---		
OTHER VEG PRODUCTS	NA	---	---		

Reproduced from best available copy.

TABLE 2--U.S. AGRICULTURAL IMPORTS: QUANTITY AND VALUE, COUNTRY BY COMMODITY GROUP, FISCAL YEARS 1978 AND 1979

COUNTRY AND COMMODITY GROUP	UNIT	QUANTITY 1978	QUANTITY 1979	VALUE 1978 $1,000	VALUE 1979 $1,000
745 MALI		---	---	111	0
COMPLEMENTARY	NA	---	---	58	0
BANANAS-FRESH	MT				
PLANTAINS-FRESH	MT				
COFFEE-GREEN	MT				
COFFEE-ROASTED	MT				
COFFEE-SOLUBLE,EXTRACTS	MT				
COCOA BEANS	MT				
COCOA BUTTER	MT				
COCOA-CAKE,POWDER,ETC	MT				
CHOCOLATE PREPARATIONS	MT				
TEA-CRUDE OR PREPARED	MT				
SPICES	MT	25	0	58	0
ALLIED GUMS	MT				
RUBBER-CRUDE	MT				
RUBBER-LATEX	MT				
RUBBER-DRY FORM	MT				
SILK-RAW	MT				
WOOL-UNMFD,FREE	MT				
FIBERS-EX COTTON,JUTE	MT				
OILS-ESSENTIAL	MT				
DRUGS	MT				
OTHER COMPLEMENTARY	NA	---	---		
SUPPLEMENTARY	NA	---	---	57	0
ANIMALS & ANIMAL PRODS	NA	---	---	13	0
ANIMALS-LIVE,EX POLTRY	NA	---	---		
CATTLE-DUTIABLE	HEAD				
MEATS AND MEAT PRODS	MT				
MEATS-P.L.,RA-WR2	MT				
MEATS-FRESH,FROZEN	MT				
BEEF AND VEAL	MT				
PORK	MT				
MEATS-PREP,PRES	MT				
BEEF AND VEAL	MT				
PORK	MT				
MUTTON,GOAT, & LAMB	MT				
POULTRY & PRODUCTS	NA	---	---		
DAIRY PRODUCTS	NA	---	---		
NONFAT DRY MILK	MT				
CHEESE	MT				
CASEIN AND MIXTURES	MT				
FATS OILS AND GREASES	MT				
HIDES AND SKINS	NA	---	---	13	0
SHEEP & LAMB SKINS	MT	3	0	13	0
FURSKINS	NA	---	---		
WOOL-UNM,EX FREE	MT				
SAUSAGE CASINGS	NA	---	---		
OTHER ANIMAL PRODUCTS	NA	---	---		
VEGETABLE PRODUCTS	NA	---	---	44	0
GRAINS AND PREPS	NA	---	---		
WHEAT-EX SEED,FD	MT				
BARLEY	MT				
BISCUITS,WAFERS	MT				
FRUITS AND PREPS	NA	---	---		
FRESH OR FROZEN	MT				
STRAWBERRIES	MT				
PREPARED OR PRES	MT				
PINEAPPLES	MT				
FRUIT JUICES	MLT				
NUTS AND PREPS	NA	---	---		
VEGETABLES AND PREPS	NA	---	---		
FRESH OR FROZEN	NA	---	---		
TOMATOES	MT				
PREPARED OR PRES	NA	---	---		
OLIVES	MLT				
MUSHROOMS,CANNED	MT				
HOPS & EXTRACT EQ	MT				
SUGAR AND RFL PRODS	NA	---	---		
SUGAR-CANE,BEET	MT				
MOLASSES INEDIBLE	MLT				
CONFECTIONERY PRODS	MT				
SPICES	MT				
TOBACCO,UNMFD	MT				
TOBACCO-FILLER	MT				
TOBACCO-SCRAP	MT				
BEVERAGES EX FR JUICE	MLT	23	0	44	0
WINE	MLT	23	0	44	0
MALT BEVERAGES	MLT				
FEEDS & FODDERS	NA	---	---		
OILSEEDS AND PRODS	NA	---	---		
OILSEEDS & OILNUTS	MT				
FLAXSEED	MT				
SESAME SEED	MT				
OILS AND WAXES-VEG	MT				
CASTOR OIL	MT				
COCONUT OIL	MT				
OLIVE OIL	MT				
PALM OIL	MT				
PALM KERNEL OIL	MT				
OILCAKE AND MEAL	MT				
COTTON,EX LINTERS	MT				
COTTON LINTERS	MT				
SEEDS,FIELD & GARDEN	NA	---	---		
NURSERY STOCK	NA	---	---		
OTHER VEG PRODUCTS	NA	---	---		

TABLE 2--U.S. AGRICULTURAL IMPORTS: QUANTITY AND VALUE, COUNTRY BY COMMODITY GROUP, FISCAL YEARS 1978 AND 1979

COUNTRY AND COMMODITY GROUP	UNIT	QUANTITY 1978	QUANTITY 1979	VALUE 1978 $1,000	VALUE 1979 $1,000
746 GUINEA		---	---	7	118
COMPLEMENTARY	NA	---	---	0	53
BANANAS-FRESH	MT				
PLANTAINS-FRESH	MT				
COFFEE-GREEN	MT	0	22	0	53
COFFEE-ROASTED	MT				
COFFEE-SOLUBLE,EXTRACTS	MT				
COCOA BEANS	MT				
COCOA BUTTER	MT				
COCOA-CAKE,POWDER,ETC	MT				
CHOCOLATE PREPARATIONS	MT				
TEA-CRUDE OR PREPARED	MT				
SPICES	MT				
ALLIED GUMS	MT				
RUBBER-CRUDE	MT				
RUBBER-LATEX	MT				
RUBBER-DRY FORM	MT				
SILK-RAW	MT				
WOOL-UNMFD,FREE	MT				
FIBERS-EX COTTON,JUTE	MT				
OILS-ESSENTIAL	MT				
DRUGS	MT				
OTHER COMPLEMENTARY	NA	---	---		
SUPPLEMENTARY	NA	---	---	7	65
ANIMALS & ANIMAL PRODS	NA	---	---		
ANIMALS-LIVE,EX PLTRY	NA	---	---		
CATTLE-DUTTABLE	NMB				
MEATS AND MEAT PRODS	MT				
MEATS-P,L,A&-HR2	MT				
MEATS-FRESH,FROZEN	MT				
BEEF AND VEAL	MT				
PORK	MT				
MEATS-PREP,PRES	MT				
BEEF AND VEAL	MT				
PORK	MT				
MUTTON,GOAT, & LAMB	MT				
POULTRY & PRODUCTS	NA	---	---		
DAIRY PRODUCTS	NA	---	---		
NONFAT DRY MILK	MT				
CHEESE	MT				
CASEIN AND MIXTURES	MT				
FATS OILS AND GREASES	MT				
HIDES AND SKINS	NA	---	---		
SHEEP & LAMB SKINS	MT				
FURSKINS	NA	---	---		
WOOL-UNMD,EX FREE	MT				
SAUSAGE CASINGS	NA	---	---		
OTHER ANIMAL PRODUCTS	NA	---	---		
VEGETABLE PRODUCTS	NA	---	---	7	65
GRAINS AND PREPS	NA	---	---		
WHEAT-EX SEED,FD	MT				
BARLEY	MT				
BISCUITS,WAFERS	MT				
FRUITS AND PREPS	NA	---	---		
FRESH OR FROZEN	MT				
STRAWBERRIES	MT				
PREPARED OR PRES	MT				
PINEAPPLES	MT				
FRUIT JUICES	MLT				
NUTS AND PREPS	NA	---	---		
VEGETABLES AND PREPS	NA	---	---		
FRESH OR FROZEN	NA	---	---		
TOMATOES	MT				
PREPARED OR PRES	NA	---	---		
OLIVES	MLT				
MUSHROOMS,CANNED	MT				
HOPS & EXTRACT FD	MT				
SUGAR AND REL PRODS	NA	---	---		
SUGAR-CANE,BEET	MT				
MOLASSES INEDIBLE	MLT				
CONFECTIONERY PRODS	MT				
SPICES	MT				
TOBACCO,UNMFD	MT				
TOBACCO-FILLER	MT				
TOBACCO-SCRAP	MT				
BEVERGES EX FR JUICE	MLT				
WINE	MLT				
MALT BEVERAGES	MLT				
FEEDS & FODDERS	NA	---	---		
OILSEEDS AND PRODS	NA	---	---		
OILSEEDS & OILNUTS	MT				
FLAXSEED	MT				
SESAME SEED	MT				
OILS AND WAXES-VEG	MT				
CASTOR OIL	MT				
COCONUT OIL	MT				
OLIVE OIL	MT				
PALM OIL	MT				
PALM KERNEL OIL	MT				
OILCAKE AND MEAL	MT				
COTTON,EX LINTERS	MT				
COTTON LINTERS	MT				
SEEDS,FIELD & GARDEN	NA	---	---		
NURSERY STOCK	NA	---	---		
OTHER VEG PRODUCTS	NA	---	---	7	65

TABLE 2--U.S. AGRICULTURAL IMPORTS: QUANTITY AND VALUE, COUNTRY BY COMMODITY GROUP, FISCAL YEARS 1978 AND 1979

COUNTRY AND COMMODITY GROUP	UNIT	QUANTITY 1978	QUANTITY 1979	VALUE 1978 $1,000	VALUE 1979 $1,000
747 SIERRA LEONE		---	---	14986	24833
COMPLEMENTARY	MA	---	---	14988	24826
BANANAS-FRESH	MT				
PLANTAINS-FRESH	MT				
COFFEE-GREEN	MT	3653	7523	14134	23955
COFFEE-ROASTED	MT				
COFFEE-SOLUBLE,EXTRACTS	MT				
COCOA BEANS	MT				
COCOA BUTTER	MT	0	70	0	371
COCOA-CAKE,POWDER,ETC	MT				
CHOCOLATE PREPARATIONS	MT				
TEA-CRUDE OR PREPARED	MT				
SPICES	MT	338	264	722	498
ALLIED GUMS	MT				
RUBBER-CRUDE	MT				
RUBBER-LATEX	MT				
RUBBER-DRY FORM	MT				
SILK-RAW	MT				
WOOL-UNMFD,FREE	MT				
FIBERS-EX COTTON,JUTE	MT	150	29	100	11
OILS-ESSENTIAL	MT				
DRUGS	MT				
OTHER COMPLEMENTARY	MA	---	---	34	0
SUPPLEMENTARY	MA	---	---	0	7
ANIMALS & ANIMAL PRODS	MA	---	---	0	1
ANIMALS-LIVE,EX PLTRY	MA	---	---		
CATTLE-DUTIABLE	NMB				
MEATS AND MEAT PRODS	MT				
MEATS-P,L,&B-4B2	MT				
MEATS-FRESH,FROZEN	MT				
BEEF AND VEAL	MT				
PORK	MT				
MEATS-PREP,PRES	MT				
BEEF AND VEAL	MT				
PORK	MT				
MUTTON,GOAT, & LAMB	MT				
POULTRY & PRODUCTS	MA	---	---		
DAIRY PRODUCTS	MA	---	---	0	1
NONFAT DRY MILK	MT	0	0	0	1
CHEESE	MT				
CASEIN AND MIXTURES	MT				
FATS OILS AND GREASES	MT				
HIDES AND SKINS	MA	---	---		
SHEEP & LAMB SKINS	MT				
FURSKINS	MA	---	---		
WOOL-UNMD,EX FREE	MT				
SAUSAGE CASINGS	MA	---	---		
OTHER ANIMAL PRODUCTS	MA	---	---		
VEGETABLE PRODUCTS	MA	---	---	0	6
GRAINS AND PREPS	MA	---	---		
WHEAT-EX SEED,FD	MT				
BARLEY	MT				
BISCUITS,WAFERS	MT				
FRUITS AND PREPS	MA	---	---		
FRESH OR FROZEN	MT				
STRAWBERRIES	MT				
PREPARED OR PRES	MT				
PINEAPPLES	MT				
FRUIT JUICES	MLT				
NUTS AND PREPS	MA	---	---		
VEGETABLES AND PREPS	MA	---	---	0	1
FRESH OR FROZEN	MA	---	---		
TOMATOES	MT				
PREPARED OR PRES	MA	---	---	0	1
OLIVES	MLT				
MUSHROOMS,CANNED	MT				
HOPS & EXTRACT FD	MT				
SUGAR AND REL PRODS	MA	---	---		
SUGAR-CANE,BEET	MT				
MOLASSES INEDIBLE	MLT				
CONFECTIONERY PRODS	MT				
SPICES	MT				
TOBACCO,UNMFD	MT				
TOBACCO-FILLER	MT				
TOBACCO-SCRAP	MT				
BEVERAGES EX FR JUICE	MLT				
WINE	MLT				
MALT BEVERAGES	MLT				
FEEDS & FODDERS	MA	---	---		
OILSEDS AND PRODS	MA	---	---	0	5
OILSEDS & OILNUTS	MT				
FLAXSEED	MT				
SESAME SEED	MT				
OILS AND WAXES-VEG	MT	0	4	0	5
CASTOR OIL	MT				
COCONUT OIL	MT				
OLIVE OIL	MT				
PALM OIL	MT	0	1	0	4
PALM KERNEL OIL	MT	0	3	0	1
OILCAKE AND MEAL	MT				
COTTON,EX LINTERS	MT				
COTTON LINTERS	MT				
SEEDS,FIELD & GARDEN	MA	---	---		
NURSERY STOCK	MA	---	---		
OTHER VEG PRODUCTS	MA	---	---		

TABLE 2 --U.S. AGRICULTURAL IMPORTS: QUANTITY AND VALUE, COUNTRY BY COMMODITY GROUP, FISCAL YEARS 1978 AND 1979

COUNTRY AND COMMODITY GROUP	UNIT	QUANTITY 1978	QUANTITY 1979	VALUE 1978 $1,000	VALUE 1979 $1,000
748 IVORY COAST		---	---	326252	392521
COMPLEMENTARY	NA	---	---	324710	389745
BANANAS-FRESH	MT				
PLANTAINS-FRESH	MT				
COFFEE-GREEN	MT	36391	53107	119970	154897
COFFEE-ROASTED	MT				
COFFEE-SOLUBLE,EXTRACTS	MT				
COCOA BEANS	MT	35071	53538	129406	182679
COCOA BUTTER	MT	7069	4597	31681	23335
COCOA-CAKE,POWDER,ETC	MT	7752	6712	38749	23166
CHOCOLATE PREPARATIONS	MT	562	522	3072	1838
TEA-CRUDE OR PREPARED	MT				
SPICES	MT				
ALLIED GUMS	MT				
RUBBER-CRUDE	MT	1098	1637	975	1643
RUBBER-LATEX	MT				
RUBBER-DRY FORM	MT	1098	1637	975	1643
SILK-RAW	MT				
WOOL-UNMFD,FREE	MT				
FIBERS-EX COTTON,JUTE	MT				
OILS-ESSENTIAL	MT	7	8	89	147
DRUGS	MT				
OTHER COMPLEMENTARY	NA	---	---	568	2102
SUPPLEMENTARY	NA	---	---	1542	2776
ANIMALS & ANIMAL PRODS	NA	---	---		
ANIMALS-LIVE,EX PLTRY	NA	---	---		
CATTLE-DUTIABLE	NNO				
MEATS AND MEAT PRODS	MT				
MEATS-P,L,BB-482	MT				
MEATS-FRESH,FROZEN	MT				
BEEF AND VEAL	MT				
PORK	MT				
MEATS-PREP,PRES	MT				
BEEF AND VEAL	MT				
PORK	MT				
MUTTON,GOAT, & LAMB	MT				
POULTRY & PRODUCTS	NA	---	---		
DAIRY PRODUCTS	NA	---	---		
NONFAT DRY MILK	MT				
CHEESE	MT				
CASEIN AND MIXTURES	MT				
FATS OILS AND GREASES	MT				
HIDES AND SKINS	NA	---	---		
SHEEP & LAMB SKINS	MT				
FURSKINS	NA	---	---		
WOOL-UNMFD,EX FREE	MT				
SAUSAGE CASINGS	NA	---	---		
OTHER ANIMAL PRODUCTS	NA	---	---		
VEGETABLE PRODUCTS	NA	---	---	1542	2776
GRAINS AND PREPS	NA	---	---		
WHEAT-EX SEED,FD	MT				
BARLEY	MT				
BISCUITS,WAFERS	MT				
FRUITS AND PREPS	NA	---	---	734	628
FRESH OR FROZEN	MT				
STRAWBERRIES	MT				
PREPARED OR PRES	MT	1409	1127	714	628
PINEAPPLES	MT	1409	1127	714	628
FRUIT JUICES	MLT	89	0	20	0
NUTS AND PREPS	NA	---	---	48	171
VEGETABLES AND PREPS	NA	---	---	1	0
FRESH OR FROZEN	NA	---	---		
TOMATOES	MT				
PREPARED OR PRES	NA	---	---	1	0
OLIVES	MLT				
MUSHROOMS,CANNED	MT				
HOPS & EXTRACT EU	MT				
SUGAR AND REL PRODS	NA	---	---	459	0
SUGAR-CANE,BEET	MT				
MOLASSES INEDIBLE	MLT				
CONFECTIONERY PRODS	MT				
SPICES	MT				
TOBACCO,UNMFD	MT	137	32	278	68
TOBACCO-FILLER	MT	137	0	278	0
TOBACCO-SCRAP	MT	0	32	0	68
BEVERGES EX FR JUICE	MLT				
WINE	MLT				
MALT BEVERAGES	MLT				
FEEDS & FODDERS	NA	---	---		
OILSEEDS AND PRODS	NA	---	---	0	1736
OILSEEDS & OILNUTS	MT				
FLAXSEED	MT				
SESAME SEED	MT				
OILS AND WAXES-VEG	MT	0	1923	0	1736
CASTOR OIL	MT				
COCONUT OIL	MT				
OLIVE OIL	MT				
PALM OIL	MT				
PALM KERNEL OIL	MT	0	1923	0	1736
OILCAKE AND MEAL	MT				
COTTON,EX LINTERS	MT				
COTTON LINTERS	MT				
SEEDS,FIELD & GARDEN	NA	---	---		
NURSERY STOCK	NA	---	---	18	28
OTHER VEG PRODUCTS	NA	---	---	19	146

TABLE 2--U.S. AGRICULTURAL IMPORTS: QUANTITY AND VALUE, COUNTRY BY COMMODITY GROUP, FISCAL YEARS 1978 AND 1979

COUNTRY AND COMMODITY GROUP	UNIT	QUANTITY 1978	QUANTITY 1979	VALUE 1978 $1,000	VALUE 1979 $1,000
748 GHANA		---	---	96949	61826
COMPLEMENTARY	NA	---	---	96935	61823
BANANAS-FRESH	MT				
PLANTAINS-FRESH	MT				
COFFEE-GREEN	MT				
COFFEE-ROASTED	MT				
COFFEE-SOLUBLE,EXTRACTS	MT				
COCOA BEANS	MT	24508	16709	78730	61304
COCOA BUTTER	MT	350	50	1466	324
COCOA-CAKE,POWDER,ETC	MT	1195	43	16655	195
CHOCOLATE PREPARATIONS	MT				
TEA-CRUDE OR PREPARED	MT				
SPICES	MT	0	0	0	0
ALLIED GUMS	MT				
RUBBER-CRUDE	MT				
RUBBER-LATEX	MT				
RUBBER-DRY FORM	MT				
SILK-RAW	MT				
WOOL-UNMFD,FREE	MT				
FIBERS-EX COTTON,JUTE	MT				
OILS-ESSENTIAL	MT	0	0	0	5
DRUGS	MT				
OTHER COMPLEMENTARY	NA	---	---	85	80
SUPPLEMENTARY	NA	---	---	13	3
ANIMALS & ANIMAL PRODS	NA	---	---		
ANIMALS-LIVE,EX PLTRY	NA	---	---		
CATTLE-DUTTABLE	HEAD				
MEATS AND MEAT PRODS	MT				
MEATS-P,L,BR-BRZ	MT				
MEATS-FRESH,FROZEN	MT				
BEEF AND VEAL	MT				
PORK	MT				
MEATS-PREP,PRES	MT				
BEEF AND VEAL	MT				
PORK	MT				
MUTTON,GOAT, & LAMB	MT				
POULTRY & PRODUCTS	NA	---	---		
DAIRY PRODUCTS	NA	---	---		
NONFAT DRY MILK	MT				
CHEESE	MT				
CASEIN AND MIXTURES	MT				
FATS OILS AND GREASES	MT				
HIDES AND SKINS	NA	---	---		
SHEEP & LAMB SKINS	MT				
FURSKINS	NA	---	---		
WOOL-UNMD,EX FREE	MT				
SAUSAGE CASINGS	NA	---	---		
OTHER ANIMAL PRODUCTS	NA	---	---		
VEGETABLE PRODUCTS	NA	---	---	15	5
GRAINS AND PREPS	NA	---	---	7	5
WHEAT,EX SEED,ED	MT				
BARLEY	MT				
BISCUITS,WAFERS	MT				
FRUITS AND PREPS	NA	---	---		
FRESH OR FROZEN	MT				
STRAWBERRIES	MT				
PREPARED OR PRES	MT				
PINEAPPLES	MT				
FRUIT JUICES	MLT				
NUTS AND PREPS	NA	---	---		
VEGETABLES AND PREPS	NA	---	---	5	0
FRESH OR FROZEN	NA	---	---		
TOMATOES	MT				
PREPARED OR PRES	NA	---	---	5	0
OLIVES	MLT				
MUSHROOMS,CANNED	MT				
HOPS & EXTRACT EQ	MT				
SUGAR AND REL PRODS	NA	---	---		
SUGAR-CANE,BEET	MT				
MOLASSES INEDIBLE	MLT				
CONFECTIONERY PRODS	MT				
SPICES	MT				
TOBACCO,UNMFD	MT				
TOBACCO-FILLER	MT				
TOBACCO-SCRAP	MT				
BEVERGES EX FR JUICE	MLT				
WINE	MLT				
MALT BEVERAGES	MLT				
FEEDS & FODDERS	NA	---	---		
OILSEDS AND PRODS	NA	---	---	1	0
OILSEEDS & OILNUTS	MT				
FLAXSEED	MT				
SESAME SEED	MT				
OILS AND WAXES-VEG	MT	1	0	1	0
CASTOR OIL	MT				
COCONUT OIL	MT				
OLIVE OIL	MT				
PALM OIL	MT	1	0	1	0
PALM KERNEL OIL	MT				
OILCAKE AND MEAL	MT				
COTTON,EX LINTERS	MT				
COTTON LINTERS	MT				
SEEDS,FIELD & GARDEN	NA	---	---		
NURSERY STOCK	NA	---	---		
OTHER VEG PRODUCTS	NA	---	---		

TABLE 2--U.S. AGRICULTURAL IMPORTS: QUANTITY AND VALUE, COUNTRY BY COMMODITY GROUP, FISCAL YEARS 1978 AND 1979

COUNTRY AND COMMODITY GROUP	UNIT	QUANTITY 1978	QUANTITY 1979	VALUE 1978 $1,000	VALUE 1979 $1,000
751 NIGER		---	---	1831	0
COMPLEMENTARY	NA	---	---	1831	0
BANANAS-FRESH	MT				
PLANTAINS-FRESH	MT				
COFFEE-GREEN	MT				
COFFEE-ROASTED	MT				
COFFEE-SOLUBLE,EXTRACTS	MT				
COCOA BEANS	MT	596	0	1831	0
COCOA BUTTER	MT				
COCOA-CAKE,POWDER,ETC	MT				
CHOCOLATE PREPARATIONS	MT				
TEA-CRUDE OR PREPARED	MT				
SPICES	MT				
ALLIED GUMS	MT				
RUBBER-CRUDE	MT				
RUBBER-LATEX	MT				
RUBBER-DRY FORM	MT				
SILK-RAW	MT				
WOOL-UNMFD,FREE	MT				
FIBERS-EX COTTON,JUTE	MT				
OILS-ESSENTIAL	MT				
DRUGS	MT				
OTHER COMPLEMENTARY	NA	---	---		
SUPPLEMENTARY	NA	---	---		
ANIMALS & ANIMAL PRODS	NA	---	---		
ANIMALS-LIVE,EX PLTRY	NA	---	---		
CATTLE-DUTTABLE	NNO				
MEATS AND MEAT PRODS	MT				
MEATS-P,L,BB-B82	MT				
MEATS-FRESH,FROZEN	MT				
BEEF AND VEAL	MT				
PORK	MT				
MEATS-PREP,PRES	MT				
BEEF AND VEAL	MT				
PORK	MT				
MUTTON,GOAT, & LAMB	MT				
POULTRY & PRODUCTS	NA	---	---		
DAIRY PRODUCTS	NA	---	---		
NONFAT DRY MILK	MT				
CHEESE	MT				
CASEIN AND MIXTURES	MT				
FATS OILS AND GREASES	MT				
HIDES AND SKINS	NA	---	---		
SHEEP & LAMB SKINS	MT				
FURSKINS	NA	---	---		
WOOL-UNMD,EX FREE	MT				
SAUSAGE CASINGS	NA	---	---		
OTHER ANIMAL PRODUCTS	NA	---	---		
VEGETABLE PRODUCTS	NA	---	---		
GRAINS AND PREPS	NA	---	---		
WHEAT-EX SEED,FD	MT				
BARLEY	MT				
BISCUITS,WAFERS	MT				
FRUITS AND PREPS	NA	---	---		
FRESH OR FROZEN	MT				
STRAWBERRIES	MT				
PREPARED OR PRES	MT				
PINEAPPLES	MT				
FRUIT JUICES	MLT				
NUTS AND PREPS	NA	---	---		
VEGETABLES AND PREPS	NA	---	---		
FRESH OR FROZEN	NA	---	---		
TOMATOES	MT				
PREPARED OR PRES	NA	---	---		
OLIVES	MLT				
MUSHROOMS,CANNED	MT				
HOPS & EXTRACT EQ	MT				
SUGAR AND REL PRODS	NA	---	---		
SUGAR-CANE,BEET	MT				
MOLASSES INEDIBLE	MLT				
CONFECTIONERY PRODS	MT				
SPICES	MT				
TOBACCO,UNMFD	MT				
TOBACCO-FILLER	MT				
TOBACCO-SCRAP	MT				
BEVERAGES EX FR JUICE	MLT				
WINE	MLT				
MALT BEVERAGES	MLT				
FEEDS & FODDERS	NA	---	---		
OILSEEDS AND PRODS	NA	---	---		
OILSEEDS & OILNUTS	MT				
FLAXSEED	MT				
SESAME SEED	MT				
OILS AND WAXES-VEG	MT				
CASTOR OIL	MT				
COCONUT OIL	MT				
OLIVE OIL	MT				
PALM OIL	MT				
PALM KERNEL OIL	MT				
OILCAKE AND MEAL	MT				
COTTON,EX LINTERS	MT				
COTTON LINTERS	MT				
SEEDS,FIELD & GARDEN	NA	---	---		
NURSERY STOCK	NA	---	---		
OTHER VEG PRODUCTS	NA	---	---		

Reproduced from best available copy.

TABLE 2--U.S. AGRICULTURAL IMPORTS: QUANTITY AND VALUE, COUNTRY BY COMMODITY GROUP, FISCAL YEARS 1978 AND 1979

COUNTRY AND COMMODITY GROUP	UNIT	QUANTITY 1978	QUANTITY 1979	VALUE 1978 $1,000	VALUE 1979 $1,000
752 TOGO		---	---	2585	6
COMPLEMENTARY	NA	---	---	2521	0
BANANAS-FRESH	MT				
PLANTAINS-FRESH	MT				
COFFEE-GREEN	MT	700	0	2521	0
COFFEE-ROASTED	MT				
COFFEE-SOLUBLE,EXTRACTS	MT				
COCOA BEANS	MT				
COCOA BUTTER	MT				
COCOA-CAKE,POWDER,ETC	MT				
CHOCOLATE PREPARATIONS	MT				
TEA-CRUDE OR PREPARED	MT				
SPICES	MT				
ALLIED GUMS	MT				
RUBBER-CRUDE	MT				
RUBBER-LATEX	MT				
RUBBER-DRY FORM	MT				
SILK-RAW	MT				
WOOL-UNMFD,FREE	MT				
FIBERS-EX COTTON,JUTE	MT				
OILS-ESSENTIAL	MT				
DRUGS	MT				
OTHER COMPLEMENTARY	NA	---	---		
SUPPLEMENTARY	NA	---	---	64	6
ANIMALS & ANIMAL PRODS	NA	---	---		
ANIMALS-LIVE,EX PLTRY	NA	---	---		
CATTLE-DUTIABLE	HEAD				
MEATS AND MEAT PRODS	MT				
MEATS-P,I,AB-A82	MT				
MEATS-FRESH,FROZEN	MT				
BEEF AND VEAL	MT				
PORK	MT				
MEATS-PREP,PRES	MT				
BEEF AND VEAL	MT				
PORK	MT				
MUTTON,GOAT, & LAMB	MT				
POULTRY & PRODUCTS	NA	---	---		
DAIRY PRODUCTS	NA	---	---		
NONFAT DRY MILK	MT				
CHEESE	MT				
CASEIN AND MIXTURES	MT				
FATS OILS AND GREASES	MT				
HIDES AND SKINS	NA	---	---		
SHEEP & LAMB SKINS	MT				
FURSKINS	NO	---	---		
WOOL-UNMFD,EX FREE	MT				
SAUSAGE CASINGS	NA	---	---		
OTHER ANIMAL PRODUCTS	NA	---	---		
VEGETABLE PRODUCTS	NA	---	---	60	6
GRAINS AND PREPS	NA	---	---		
WHEAT-EX SEED,FD	MT				
BARLEY	MT				
BISCUITS,WAFERS	MT				
FRUITS AND PREPS	NA	---	---		
FRESH OR FROZEN	MT				
STRAWBERRIES	MT				
PREPARED OR PRES	MT				
PINEAPPLES	MT				
FRUIT JUICES	MLT				
NUTS AND PREPS	NA	---	---		
VEGETABLES AND PREPS	NA	---	---	60	6
FRESH OR FROZEN	NA	---	---		
TOMATOES	MT				
PREPARED OR PRES	NA	---	---	60	6
OLIVES	MLT				
MUSHROOMS,CANNED	MT				
HOPS & EXTRACT FD	MT				
SUGAR AND REL PRODS	NA	---	---		
SUGAR-CANE,BEET	MT				
MOLASSES INEDIBLE	MLT				
CONFECTIONERY PRODS	MT				
SPICES	MT				
TOBACCO,UNMFD	MT				
TOBACCO-FILLER	MT				
TOBACCO-SCRAP	MT				
BEVERGES EX FR JUICE	MLT				
WINE	MLT				
MALT BEVERAGES	MLT				
FEEDS & FODDERS	NA	---	---		
OILSEDS AND PRODS	NA	---	---		
OILSEDS & OILNUTS	MT				
FLAXSEED	MT				
SESAME SEED	MT				
OILS AND WAXES-VEG	MT				
CASTOR OIL	MT				
COCONUT OIL	MT				
OLIVE OIL	MT				
PALM OIL	MT				
PALM KERNEL OIL	MT				
OILCAKE AND MEAL	MT				
COTTON,EX LINTERS	MT				
COTTON LINTERS	MT				
SEEDS,FIELD & GARDEN	NA	---	---		
NURSERY STOCK	NA	---	---		
OTHER VEG PRODUCTS	NA	---	---		

TABLE 2--U.S. AGRICULTURAL IMPORTS: QUANTITY AND VALUE, COUNTRY BY COMMODITY GROUP, FISCAL YEARS 1978 AND 1979

COUNTRY AND COMMODITY GROUP	UNIT	QUANTITY 1978	QUANTITY 1979	VALUE 1978 $1,000	VALUE 1979 $1,000
753 NIGERIA		---	---	82324	90609
COMPLEMENTARY	NA	---	---	79126	89135
BANANAS-FRESH	MT				
PLANTAINS-FRESH	MT				
COFFEE-GREEN	MT				
COFFEE-ROASTED	MT				
COFFEE-SOLUBLE,EXTRACTS	MT				
COCOA BEANS	MT	21371	24923	72921	85767
COCOA BUTTER	MT	0	0	0	0
COCOA-CAKE,POWDER,ETC	MT	1369	813	5570	3263
CHOCOLATE PREPARATIONS	MT				
TEA-CRUDE OR PREPARED	MT				
SPICES	MT	83	0	118	0
ALLIED GUMS	MT				
RUBBER-CRUDE	MT	508	90	348	105
RUBBER-LATEX	MT				
RUBBER-DRY FORM	MT	508	90	348	105
SILK-RAW	MT				
WOOL-UNMFD,FREE	MT				
FIBERS-EX COTTON,JUTE	MT				
OILS-ESSENTIAL	MT				
DRUGS	MT				
OTHER COMPLEMENTARY	NA	---	---	168	0
SUPPLEMENTARY	NA	---	---	3199	1474
ANIMALS & ANIMAL PRODS	NA	---	---	1064	1216
ANIMALS-LIVE,EX PLTRY	NA	---	---		
CATTLE-DUTTABLE	NMO				
MEATS AND MEAT PRODS	MT				
MEATS-P,L,BB-482	MT				
MEATS-FRESH,FROZEN	MT				
BEEF AND VEAL	MT				
PORK	MT				
MEATS-PREP,PRES	MT				
BEEF AND VEAL	MT				
PORK	MT				
MUTTON,GOAT, & LAMB	MT				
POULTRY & PRODUCTS	NA	---	---		
DAIRY PRODUCTS	NA	---	---		
NONFAT DRY MILK	MT				
CHEESE	MT				
CASEIN AND MIXTURES	MT				
FATS OILS AND GREASES	MT				
HIDES AND SKINS	NA	---	---	3012	1161
SHEEP & LAMB SKINS	MT	505	119	2942	1140
FURSKINS	NA	---	---		
WOOL-UNMD,EX FREE	MT				
SAUSAGE CASINGS	NA	---	---		
OTHER ANIMAL PRODUCTS	NA	---	---	52	38
VEGETABLE PRODUCTS	NA	---	---	134	258
GRAINS AND PREPS	NA	---	---		
WHEAT-EX SEED,ED	MT				
BARLEY	MT				
BISCUITS,WAFERS	MT				
FRUITS AND PREPS	NA	---	---		
FRESH OR FROZEN	MT				
STRAWBERRIES	MT				
PREPARED OR PRES	MT				
PINEAPPLES	MT				
FRUIT JUICES	MLT				
NUTS AND PREPS	NA	---	---		
VEGETABLES AND PREPS	NA	---	---	13	3
FRESH OR FROZEN	NA	---	---		
TOMATOES	MT				
PREPARED OR PRES	NA	---	---	13	3
OLIVES	MLT				
MUSHROOMS,CANNED	MT				
HOPS & EXTRACT EQ	MT				
SUGAR AND REL PRODS	NA	---	---		
SUGAR-CANE,BEET	MT				
MOLASSES INEDIBLE	MLT				
CONFECTIONERY PRODS	MT				
SPICES	MT				
TOBACCO,UNMFD	MT	25	48	118	254
TOBACCO-FILLER	MT	3	0	23	0
TOBACCO-SCRAP	MT	16	39	92	250
BEVERGES EX FR JUICE	MLT				
WINE	MLT				
MALT BEVERAGES	MLT				
FEEDS & FODDERS	NA	---	---		
OILSEEDS AND PRODS	NA	---	---	4	1
OILSEEDS & OILNUTS	MT	0	0	2	1
FLAXSEED	MT				
SESAME SEED	MT				
OILS AND WAXES-VEG	MT	2	0	1	0
CASTOR OIL	MT				
COCONUT OIL	MT				
OLIVE OIL	MT				
PALM OIL	MT	2	0	3	0
PALM KERNEL OIL	MT				
OILCAKE AND MEAL	MT				
COTTON,EX LINTERS	MT				
COTTON LINTERS	MT				
SEEDS,FIELD & GARDEN	NA	---	---	0	1
NURSERY STOCK	NA	---	---		
OTHER VEG PRODUCTS	NA	---	---		

TABLE 2--U.S. AGRICULTURAL IMPORTS: QUANTITY AND VALUE, COUNTRY BY COMMODITY GROUP, FISCAL YEARS 1978 AND 1979

COUNTRY AND COMMODITY GROUP	UNIT	QUANTITY 1978	QUANTITY 1979	VALUE 1978 $1,000	VALUE 1979 $1,000
75a CENTRAL AFRICAN EMPIRE		---	---	0	0
COMPLEMENTARY	NA	---	---		
BANANAS-FRESH	MT				
PLANTAINS-FRESH	MT				
COFFEE-GREEN	MT				
COFFEE-ROASTED	MT				
COFFEE-SOLUBLE,EXTRACTS	MT				
COCOA BEANS	MT				
COCOA BUTTER	MT				
COCOA-CAKE,POWDER,ETC	MT				
CHOCOLATE PREPARATIONS	MT				
TEA-CRUDE OR PREPARED	MT				
SPICES	MT				
ALLIED GUMS	MT				
RUBBER-CRUDE	MT				
RUBBER-LATEX	MT				
RUBBER-DRY FORM	MT				
SILK-RAW	MT				
WOOL-UNMFD,FREE	MT				
FIBERS-EX COTTON,JUTE	MT				
OILS-ESSENTIAL	MT				
DRUGS	MT				
OTHER COMPLEMENTARY	NA	---	---		
SUPPLEMENTARY	NA	---	---	9	8
ANIMALS & ANIMAL PRODS	NA	---	---	9	8
ANIMALS-LIVE,EX POLTRY	NA	---	---		
CATTLE-DUTIABLE	NMN				
MEATS AND MEAT PRODS	MT				
MEATS-P,L,BB-482	MT				
MEATS-FRESH,FROZEN	MT				
BEEF AND VEAL	MT				
PORK	MT				
MEATS-PREP,PRES	MT				
BEEF AND VEAL	MT				
PORK	MT				
MUTTON,GOAT, & LAMB	MT				
POULTRY & PRODUCTS	NA	---	---		
DAIRY PRODUCTS	NA	---	---		
NONFAT DRY MILK	MT				
CHEESE	MT				
CASEIN AND MIXTURES	MT				
FATS OILS AND GREASES	MT				
HIDES AND SKINS	NA	---	---	7	3
SHEEP & LAMB SKINS	MT				
FURSKINS	NA	---	---	7	1
WOOL-UMD,EX FREE	MT				
SAUSAGE CASINGS	NA	---	---		
OTHER ANIMAL PRODUCTS	NA	---	---	2	1
VEGETABLE PRODUCTS	NA	---	---	0	0
GRAINS AND PREPS	NA	---	---		
WHEAT-EX SEED,ED	MT				
BARLEY	MT				
BISCUITS,WAFERS	MT				
FRUITS AND PREPS	NA	---	---		
FRESH OR FROZEN	MT				
STRAWBERRIES	MT				
PREPARED OR PRES	MT				
PINEAPPLES	MT				
FRUIT JUICES	MLT				
NUTS AND PREPS	NA	---	---		
VEGETABLES AND PREPS	NA	---	---		
FRESH OR FROZEN	NA	---	---		
TOMATOES	MT				
PREPARED OR PRES	NA	---	---		
OLIVES	MLT				
MUSHROOMS,CANNED	MT				
HOPS & EXTRACT EQ	MT				
SUGAR AND REL PRODS	NA	---	---		
SUGAR-CANE,BEET	MT				
MOLASSES INEDIBLE	MLT				
CONFECTIONERY PRODS	MT				
SPICES	MT				
TOBACCO,UNMFD	MT	0	0	0	0
TOBACCO-FILLER	MT	0	0	0	0
TOBACCO-SCRAP	MT				
BEVERGES EX FR JUICE	MLT				
WINE	MLT				
MALT BEVERAGES	MLT				
FEEDS & FODDERS	NA	---	---		
OILSEDS AND PRODS	NA	---	---		
OILSEDS & OILNUTS	MT				
FLAXSEED	MT				
SESAME SEED	MT				
OILS AND WAXES-VEG	MT				
CASTOR OIL	MT				
COCONUT OIL	MT				
OLIVE OIL	MT				
PALM OIL	MT				
PALM KERNEL OIL	MT				
OILCAKE AND MEAL	MT				
COTTON,EX LINTERS	MT				
COTTON LINTERS	MT				
SEEDS,FIELD & GARDEN	NA	---	---		
NURSERY STOCK	NA	---	---		
OTHER VEG PRODUCTS	NA	---	---		

TABLE 2--U.S. AGRICULTURAL IMPORTS: QUANTITY AND VALUE, COUNTRY BY COMMODITY GROUP, FISCAL YEARS 1978 AND 1979

COUNTRY AND COMMODITY GROUP	UNIT	QUANTITY 1978	QUANTITY 1979	VALUE 1978 $1,000	VALUE 1979 $1,000
756 CHAD		---	---	90	45
COMPLEMENTARY	NA	---	---	0	45
BANANAS-FRESH	MT				
PLANTAINS-FRESH	MT				
COFFEE-GREEN	MT				
COFFEE-ROASTED	MT				
COFFEE-SOLUBLE,EXTRACTS	MT				
COCOA BEANS	MT				
COCOA BUTTER	MT				
COCOA-CAKE,POWDER,ETC	MT				
CHOCOLATE PREPARATIONS	MT				
TEA-CRUDE OR PREPARED	MT				
SPICES	MT				
ALLIED GUMS	MT				
RUBBER-CRUDE	MT	0	40	0	45
RUBBER-LATEX	MT				
RUBBER-DRY FORM	MT	0	40	0	45
SILK-RAW	MT				
WOOL-UNMFD,FREE	MT				
FIBERS-EX COTTON,JUTE	MT				
OILS-ESSENTIAL	MT				
DRUGS	MT				
OTHER COMPLEMENTARY	NA	---	---		
SUPPLEMENTARY	NA	---	---	90	0
ANIMALS & ANIMAL PRODS	NA	---	---	3	0
ANIMALS-LIVE,EX PLTRY	NA	---	---	3	0
CATTLE-DUTIABLE	HEAD				
MEATS AND MEAT PRODS	MT				
MEATS-P,L,A&B-AB2	MT				
MEATS-FRESH,FROZEN	MT				
BEEF AND VEAL	MT				
PORK	MT				
MEATS-PREP,PRES	MT				
BEEF AND VEAL	MT				
PORK	MT				
MUTTON,GOAT, & LAMB	MT				
POULTRY & PRODUCTS	NA	---	---		
DAIRY PRODUCTS	NA	---	---		
NONFAT DRY MILK	MT				
CHEESE	MT				
CASEIN AND MIXTURES	MT				
FATS OILS AND GREASES	MT				
HIDES AND SKINS	NA	---	---		
SHEEP & LAMB SKINS	MT				
FURSKINS	NA	---	---		
HOGS-DUT,EX FREE	MT				
SAUSAGE CASINGS	NA	---	---		
OTHER ANIMAL PRODUCTS	NA	---	---		
VEGETABLE PRODUCTS	NA	---	---	88	0
GRAINS AND PREPS	NA	---	---		
WHEAT-EX SEED,FD	MT				
BARLEY	MT				
BISCUITS,WAFERS	MT				
FRUITS AND PREPS	NA	---	---	88	0
FRESH OR FROZEN	MT	187	0	88	0
STRAWBERRIES	MT				
PREPARED OR PRES	MT				
PINEAPPLES	MT				
FRUIT JUICES	MLT				
NUTS AND PREPS	NA	---	---		
VEGETABLES AND PREPS	NA	---	---		
FRESH OR FROZEN	NA	---	---		
TOMATOES	MT				
PREPARED OR PRES	NA	---	---		
OLIVES	MLT				
MUSHROOMS,CANNED	MT				
HOPS & EXTRACT EQ	MT				
SUGAR AND REL PRODS	NA	---	---		
SUGAR-CANE,BEET	MT				
MOLASSES INEDIBLE	MLT				
CONFECTIONERY PRODS	MT				
SPICES	MT				
TOBACCO,UNMFD	MT				
TOBACCO-FILLER	MT				
TOBACCO-SCRAP	MT				
BEVERAGES EX FR JUICE	MLT				
WINE	MLT				
MALT BEVERAGES	MLT				
FEEDS & FODDERS	NA	---	---		
OILSEDS AND PRODS	NA	---	---		
OILSEDS & OILNUTS	MT				
FLAXSEED	MT				
SESAME SEED	MT				
OILS AND WAXES-VEG	MT				
CASTOR OIL	MT				
COCONUT OIL	MT				
OLIVE OIL	MT				
PALM OIL	MT				
PALM KERNEL OIL	MT				
OILCAKE AND MEAL	MT				
COTTON,EX LINTERS	MT				
COTTON LINTERS	MT				
SEEDS,FIELD & GARDEN	NA	---	---		
NURSERY STOCK	NA	---	---		
OTHER VEG PRODUCTS	NA	---	---		

Reproduced from
best available copy.

TABLE 2--U.S. AGRICULTURAL IMPORTS: QUANTITY AND VALUE, COUNTRY BY COMMODITY GROUP, FISCAL YEARS 1978 AND 1979

COUNTRY AND COMMODITY GROUP	UNIT	QUANTITY 1978	QUANTITY 1979	VALUE 1978 $1,000	VALUE 1979 $1,000
759 MADEIRA ISLANDS		---	---	232	131
COMPLEMENTARY	NA	---	---		
BANANAS-FRESH	MT				
PLANTAINS-FRESH	MT				
COFFEE-GREEN	MT				
COFFEE-ROASTED	MT				
COFFEE-SOLUBLE,EXTRACTS	MT				
COCOA BEANS	MT				
COCOA BUTTER	MT				
COCOA-CAKE,POWDER,ETC	MT				
CHOCOLATE PREPARATIONS	MT				
TEA-CRUDE OR PREPARED	MT				
SPICES	MT				
ALLIED GUMS	MT				
RUBBER-CRUDE	MT				
RUBBER-LATEX	MT				
RUBBER-DRY FORM	MT				
SILK-RAW	MT				
WOOL-UNMFD,FREE	MT				
FIBERS-EX COTTON,JUTE	MT				
OILS-ESSENTIAL	MT				
DRUGS	MT				
OTHER COMPLEMENTARY	NA	---	---		
SUPPLEMENTARY	NA	---	---	232	131
ANIMALS & ANIMAL PRODS	NA	---	---		
ANIMALS-LIVE,EX POLTRY	NA	---	---		
CATTLE-DUTIABLE	NMB				
MEATS AND MEAT PRODS	MT				
MEATS-P.L.88-482	MT				
MEATS-FRESH,FROZEN	MT				
BEEF AND VEAL	MT				
PORK	MT				
MEATS-PREP,PRES	MT				
BEEF AND VEAL	MT				
PORK	MT				
MUTTON,GOAT, & LAMB	MT				
POULTRY & PRODUCTS	NA	---	---		
DAIRY PRODUCTS	NA	---	---		
NONFAT DRY MILK	MT				
CHEESE	MT				
CASEIN AND MIXTURES	MT				
FATS OILS AND GREASES	MT				
HIDES AND SKINS	NA	---	---		
SHEEP & LAMB SKINS	MT				
FURSKINS	NA	---	---		
WOOL-UND,EX FREE	MT				
SAUSAGE CASINGS	NA	---	---		
OTHER ANIMAL PRODUCTS	NA	---	---		
VEGETABLE PRODUCTS	NA	---	---	232	131
GRAINS AND PREPS	NA	---	---		
WHEAT-EX SEED,FD	MT				
BARLEY	MT				
BISCUITS,WAFERS	MT				
FRUITS AND PREPS	NA	---	---		
FRESH OR FROZEN	MT				
STRAWBERRIES	MT				
PREPARED OR PRES	MT				
PINEAPPLES	MT				
FRUIT JUICES	MLT				
NUTS AND PREPS	NA	---	---		
VEGETABLES AND PREPS	NA	---	---		
FRESH OR FROZEN	NA	---	---		
TOMATOES	MT				
PREPARED OR PRES	NA	---	---		
OLIVES	MLT				
MUSHROOMS,CANNED	MT				
MAPLE & EXTRACT FD	MT				
SUGAR AND REL PRODS	NA	---	---		
SUGAR-CANE,BEET	MT				
MOLASSES INEDIBLE	MLT				
CONFECTIONERY PRODS	MT				
SPICES	MT				
TOBACCO,UNMFD	MT				
TOBACCO-FILLER	MT				
TOBACCO-SCRAP	MT				
BEVERAGES EX FR JUICE	MLT	111	51	232	131
WINE	MLT	111	51	232	131
MALT BEVERAGES	MLT				
FEEDS & FODDERS	NA	---	---		
OILSEDS AND PRODS	NA	---	---		
OILSEEDS & OILNUTS	MT				
FLAXSEED	MT				
SESAME SEED	MT				
OILS AND WAXES-VEG	MT				
CASTOR OIL	MT				
COCONUT OIL	MT				
OLIVE OIL	MT				
PALM OIL	MT				
PALM KERNEL OIL	MT				
OILCAKE AND MEAL	MT				
COTTON,EX LINTERS	MT				
COTTON LINTERS	MT				
SEEDS,FIELD & GARDEN	NA	---	---		
NURSERY STOCK	NA	---	---		
OTHER VEG PRODUCTS	NA	---	---		

TABLE 2--U.S. AGRICULTURAL IMPORTS: QUANTITY AND VALUE, COUNTRY BY COMMODITY GROUP, FISCAL YEARS 1978 AND 1979

COUNTRY AND COMMODITY GROUP	UNIT	QUANTITY 1978	QUANTITY 1979	VALUE 1978 $1,000	VALUE 1979 $1,000
760 UPPER VOLTA		---	---	0	97
COMPLEMENTARY	NA	---	---	0	97
BANANAS-FRESH	MT				
PLANTAINS-FRESH	MT				
COFFEE-GREEN	MT				
COFFEE-ROASTED	MT				
COFFEE-SOLUBLE,EXTRACTS	MT				
COCOA BEANS	MT				
COCOA BUTTER	MT				
COCOA-CAKE,POWDER,ETC	MT				
CHOCOLATE PREPARATIONS	MT				
TEA-CRUDE OR PREPARED	MT				
SPICES	MT				
ALLIED GUMS	MT				
RUBBER-CRUDE	MT	0	102	0	97
RUBBER-LATEX	MT				
RUBBER-DRY FORM	MT	0	102	0	97
SILK-RAW	MT				
WOOL-UNMFD,FREE	MT				
FIBERS-EX COTTON,JUTE	MT				
OILS-ESSENTIAL	MT				
DRUGS	MT				
OTHER COMPLEMENTARY	NA	---	---		
SUPPLEMENTARY	NA	---	---		
ANIMALS & ANIMAL PRODS	NA	---	---		
ANIMALS-LIVE,EX PLTRY	NA	---	---		
CATTLE-DUTIABLE	NMB				
MEATS AND MEAT PRODS	MT				
MEATS-P.L.480-482	MT				
MEATS-FRESH,FROZEN	MT				
BEEF AND VEAL	MT				
PORK	MT				
MEATS-PREP,PRES	MT				
BEEF AND VEAL	MT				
PORK	MT				
MUTTON,GOAT, & LAMB	MT				
POULTRY & PRODUCTS	NA	---	---		
DAIRY PRODUCTS	NA	---	---		
NONFAT DRY MILK	MT				
CHEESE	MT				
CASEIN AND MIXTURES	MT				
FATS OILS AND GREASES	MT				
HIDES AND SKINS	NA	---	---		
SHEEP & LAMB SKINS	MT				
FURSKINS	NA	---	---		
WOOL-DUTY,EX FREE	MT				
SAUSAGE CASINGS	NA	---	---		
OTHER ANIMAL PRODUCTS	NA	---	---		
VEGETABLE PRODUCTS	NA	---	---		
GRAINS AND PREPS	NA	---	---		
WHEAT-EX SEED,ED	MT				
BARLEY	MT				
BISCUITS,WAFERS	MT				
FRUITS AND PREPS	NA	---	---		
FRESH OR FROZEN	MT				
STRAWBERRIES	MT				
PREPARED OR PRES	MT				
PINEAPPLES	MT				
FRUIT JUICES	MLT				
NUTS AND PREPS	NA	---	---		
VEGETABLES AND PREPS	NA	---	---		
FRESH OR FROZEN	NA	---	---		
TOMATOES	MT				
PREPARED OR PRES	NA	---	---		
OLIVES	MLT				
MUSHROOMS,CANNED	MT				
HOPS & EXTRACT EQ	MT				
SUGAR AND MEL PRODS	NA	---	---		
SUGAR-CANE,BEET	MT				
MOLASSES INEDIBLE	MLT				
CONFECTIONERY PRODS	MT				
SPICES	MT				
TOBACCO,UNMFD	MT				
TOBACCO-FILLER	MT				
TOBACCO-SCRAP	MT				
BEVERGES EX FR JUICE	MLT				
WINE	MLT				
MALT BEVERAGES	MLT				
FEEDS & FODDERS	NA	---	---		
OILSEDS AND PRODS	NA	---	---		
OILSEDS & OILNUTS	MT				
FLAXSEED	MT				
SESAME SEED	MT				
OILS AND WAXES-VEG	MT				
CASTOR OIL	MT				
COCONUT OIL	MT				
OLIVE OIL	MT				
PALM OIL	MT				
PALM KERNEL OIL	MT				
OILCAKE AND MEAL	MT				
COTTON,EX LINTERS	MT				
COTTON LINTERS	MT				
SEEDS,FIELD & GARDEN	NA	---	---		
NURSERY STOCK	NA	---	---		
OTHER VEG PRODUCTS	NA	---	---		

Reproduced from
best available copy.

TABLE 2--U.S. AGRICULTURAL IMPORTS: QUANTITY AND VALUE, COUNTRY BY COMMODITY GROUP, FISCAL YEARS 1978 AND 1979

COUNTRY AND COMMODITY GROUP	UNIT	QUANTITY 1978	QUANTITY 1979	VALUE 1978 $1,000	VALUE 1979 $1,000
781 BENIN		---	---	127	72
COMPLEMENTARY	NA	---	---	0	1
BANANAS-FRESH	MT				
PLANTAINS-FRESH	MT				
COFFEE-GREEN	MT				
COFFEE-ROASTED	MT				
COFFEE-SOLUBLE,EXTRACTS	MT				
COCOA BEANS	MT				
COCOA BUTTER	MT				
COCOA-CAKE,POWDER,ETC	MT				
CHOCOLATE PREPARATIONS	MT				
TEA-CRUDE OR PREPARED	MT				
SPICES	MT	0	3	0	1
ALLIED GUMS	MT				
RUBBER-CRUDE	MT				
RUBBER-LATEX	MT				
RUBBER-DRY FORM	MT				
SILK-RAW	MT				
WOOL-UNMFD,FREE	MT				
FIBERS-EX COTTON,JUTE	MT				
OILS-ESSENTIAL	MT				
DRUGS	MT				
OTHER COMPLEMENTARY	NA	---	---		
SUPPLEMENTARY	NA	---	---	127	71
ANIMALS & ANIMAL PRODS	NA	---	---		
ANIMALS-LIVE,EX PLTRY	NA	---	---		
CATTLE-DUTIABLE	NMB				
MEATS AND MEAT PRODS	MT				
MEATS-P.L.#8-482	MT				
MEATS-FRESH,FROZEN	MT				
BEEF AND VEAL	MT				
PORK	MT				
MEATS-PREP,PRES	MT				
BEEF AND VEAL	MT				
PORK	MT				
MUTTON,GOAT, & LAMB	MT				
POULTRY & PRODUCTS	NA	---	---		
DAIRY PRODUCTS	NA	---	---		
NONFAT DRY MILK	MT				
CHEESE	MT				
CASEIN AND MIXTURES	MT				
FATS OILS AND GREASES	MT				
HIDES AND SKINS	NA	---	---		
SHEEP & LAMB SKINS	MT				
FURSKINS	NA	---	---		
WOOL-UNMFD,EX FREE	MT				
SAUSAGE CASINGS	NA	---	---		
OTHER ANIMAL PRODUCTS	NA	---	---		
VEGETABLE PRODUCTS	NA	---	---	127	71
GRAINS AND PREPS	NA	---	---		
WHEAT,EX SEED,ED	MT				
BARLEY	MT				
BISCUITS,WAFERS	MT				
FRUITS AND PREPS	NA	---	---		
FRESH OR FROZEN	MT				
STRAWBERRIES	MT				
PREPARED OR PRES	MT				
PINEAPPLES	MT				
FRUIT JUICES	MLT				
NUTS AND PREPS	NA	---	---	127	71
VEGETABLES AND PREPS	NA	---	---		
FRESH OR FROZEN	NA	---	---		
TOMATOES	MT				
PREPARED OR PRES	NA	---	---		
OLIVES	MLT				
MUSHROOMS,CANNED	MT				
HOPS & EXTRACT FO	MT				
SUGAR AND REL PRODS	NA	---	---		
SUGAR-CANE,BEET	MT				
MOLASSES INEDIBLE	MLT				
CONFECTIONERY PRODS	MT				
SPICES	MT				
TOBACCO,UNMFD	MT				
TOBACCO-FILLER	MT				
TOBACCO-SCRAP	MT				
BEVERAGES EX FR JUICE	MLT				
WINE	MLT				
MALT BEVERAGES	MLT				
FEEDS & FODDERS	NA	---	---		
OILSEEDS AND PRODS	NA	---	---		
OILSEEDS & OILNUTS	MT				
FLAXSEED	MT				
SESAME SEED	MT				
OILS AND WAXES-VEG	MT				
CASTOR OIL	MT				
COCONUT OIL	MT				
OLIVE OIL	MT				
PALM OIL	MT				
PALM KERNEL OIL	MT				
OILCAKE AND MEAL	MT				
COTTON,EX LINTERS	MT				
COTTON LINTERS	MT				
SEEDS,FIELD & GARDEN	NA	---	---		
NURSERY STOCK	NA	---	---		
OTHER VEG PRODUCTS	NA	---	---		

TABLE 2--U.S. AGRICULTURAL IMPORTS: QUANTITY AND VALUE, COUNTRY BY COMMODITY GROUP, FISCAL YEARS 1978 AND 1979

COUNTRY AND COMMODITY GROUP	UNIT	QUANTITY 1978	QUANTITY 1979	VALUE 1978 $1,000	VALUE 1979 $1,000
762 ANGOLA		---	---	43174	28716
COMPLEMENTARY	NA	---	---	42955	28059
BANANAS-FRESH	MT				
PLANTAINS-FRESH	MT				
COFFEE-GREEN	MT	12716	10338	42527	28059
COFFEE-ROASTED	MT	150	0	428	0
COFFEE-SOLUBLE,EXTRACTS	MT				
COCOA BEANS	MT				
COCOA BUTTER	MT				
COCOA-CAKE,POWDER,ETC	MT				
CHOCOLATE PREPARATIONS	MT				
TEA-CRUDE OR PREPARED	MT				
SPICES	MT				
ALLIED GUMS	MT				
RUBBER-CRUDE	MT				
RUBBER-LATEX	MT				
RUBBER-DRY FORM	MT				
SILK-RAW	MT				
WOOL-UNMFD,FREE	MT				
FIBERS-EX COTTON,JUTE	MT				
OILS-ESSENTIAL	MT				
DRUGS	MT				
OTHER COMPLEMENTARY	NA	---	---		
SUPPLEMENTARY	NA	---	---	219	655
ANIMALS & ANIMAL PRODS	NA	---	---		
ANIMALS-LIVE,EX PLTRY	NA	---	---		
CATTLE-DUTTABLE	HND				
MEATS AND MEAT PRODS	MT				
MEATS-P.L.88-482	MT				
MEATS-FRESH,FROZEN	MT				
BEEF AND VEAL	MT				
PORK	MT				
MEATS-PREP,PRES	MT				
BEEF AND VEAL	MT				
PORK	MT				
MUTTON,GOAT, & LAMB	MT				
POULTRY & PRODUCTS	NA	---	---		
DAIRY PRODUCTS	NA	---	---		
NONFAT DRY MILK	MT				
CHEESE	MT				
CASEIN AND MIXTURES	MT				
FATS OILS AND GREASES	MT				
HIDES AND SKINS	NA	---	---		
SHEEP & LAMB SKINS	MT				
FURSKINS	NA	---	---		
WOOL-UNMFD,EX FREE	MT				
SAUSAGE CASINGS	NA	---	---		
OTHER ANIMAL PRODUCTS	NA	---	---		
VEGETABLE PRODUCTS	NA	---	---	219	655
GRAINS AND PREPS	NA	---	---		
WHEAT-EX SEED,FD	MT				
BARLEY	MT				
BISCUITS,WAFERS	MT				
FRUITS AND PREPS	NA	---	---		
FRESH OR FROZEN	MT				
STRAWBERRIES	MT				
PREPARED OR PRES	MT				
PINEAPPLES	MT				
FRUIT JUICES	MLT				
NUTS AND PREPS	NA	---	---		
VEGETABLES AND PREPS	NA	---	---		
FRESH OR FROZEN	NA	---	---		
TOMATOES	MT				
PREPARED OR PRES	NA	---	---		
OLIVES	MLT				
MUSHROOMS,CANNED	MT				
HOPS & EXTRACT FD	MT				
SUGAR AND REL PRODS	NA	---	---		
SUGAR-CANE,BEET	MT				
MOLASSES INEDIBLE	MLT				
CONFECTIONERY PRODS	MT				
SPICES	MT				
TOBACCO,UNMFD	MT	7	0	A	0
TOBACCO-FILLER	MT				
TOBACCO-SCRAP	MT	7	0	A	0
BEVERAGES EX FR JUICE	MLT				
WINE	MLT				
MALT BEVERAGES	MLT				
FEEDS & FODDERS	NA	---	---	211	655
OILSEDS AND PRODS	NA	---	---		
OILSEEDS & OILNUTS	MT				
FLAXSEED	MT				
SESAME SEED	MT				
OILS AND WAXES-VEG	MT				
CASTOR OIL	MT				
COCONUT OIL	MT				
OLIVE OIL	MT				
PALM OIL	MT				
PALM KERNEL OIL	MT				
OILCAKE AND MEAL	MT				
COTTON,EX LINTERS	MT				
COTTON LINTERS	MT				
SEEDS,FIELD & GARDEN	NA	---	---		
NURSERY STOCK	NA	---	---		
OTHER VEG PRODUCTS	NA	---	---		

TABLE 2 --U.S. AGRICULTURAL IMPORTS: QUANTITY AND VALUE, COUNTRY BY COMMODITY GROUP, FISCAL YEARS 1978 AND 1979

COUNTRY AND COMMODITY GROUP	UNIT	QUANTITY 1978	QUANTITY 1979	VALUE 1978 $1,000	VALUE 1979 $1,000
760 WESTERN AFRICA, NEC		---	---	6	3615
COMPLEMENTARY	NA	---	---	0	3615
BANANAS-FRESH	MT				
PLANTAINS-FRESH	MT				
COFFEE-GREEN	MT	0	5	0	14
COFFEE-ROASTED	MT				
COFFEE-SOLUBLE,EXTRACTS	MT				
COCOA BEANS	MT	0	950	0	3601
COCOA BUTTER	MT				
COCOA-CAKE,POWDER,ETC	MT				
CHOCOLATE PREPARATIONS	MT				
TEA-CRUDE OR PREPARED	MT				
SPICES	MT				
ALLIED GUMS	MT				
RUBBER-CRUDE	MT				
RUBBER-LATEX	MT				
RUBBER-DRY FORM	MT				
SILK-RAW	MT				
WOOL-UNMFD,FREE	MT				
FIBERS-EX COTTON,JUTE	MT				
OILS-ESSENTIAL	MT				
DRUGS	MT				
OTHER COMPLEMENTARY	NA	---	---		
SUPPLEMENTARY	NA	---	---		
ANIMALS & ANIMAL PRODS	NA	---	---		
ANIMALS-LIVE,EX PLTRY	NA	---	---		
CATTLE-DUTIABLE	HEAD				
MEATS AND MEAT PRODS	MT				
MEATS-P,L,BB-BR2	MT				
MEATS-FRESH,FROZEN	MT				
BEEF AND VEAL	MT				
PORK	MT				
MEATS-PREP,PRES	MT				
BEEF AND VEAL	MT				
PORK	MT				
MUTTON,GOAT, & LAMB	MT				
POULTRY & PRODUCTS	NA	---	---		
DAIRY PRODUCTS	NA	---	---		
NONFAT DRY MILK	MT				
CHEESE	MT				
CASEIN AND MIXTURES	MT				
FATS OILS AND GREASES	MT				
HIDES AND SKINS	NA	---	---		
SHEEP & LAMB SKINS	MT				
FURSKINS	NA	---	---		
WOOL-UNMFD,EX FREE	MT				
SAUSAGE CASINGS	NA	---	---		
OTHER ANIMAL PRODUCTS	NA	---	---		
VEGETABLE PRODUCTS	NA	---	---		
GRAINS AND PREPS	NA	---	---		
WHEAT-EX SEED,FD	MT				
BARLEY	MT				
BISCUITS,WAFERS	MT				
FRUITS AND PREPS	NA	---	---		
FRESH OR FROZEN	MT				
STRAWBERRIES	MT				
PREPARED OR PRES	MT				
PINEAPPLES	MT				
FRUIT JUICES	MLT				
NUTS AND PREPS	NA	---	---		
VEGETABLES AND PREPS	NA	---	---		
FRESH OR FROZEN	NA	---	---		
TOMATOES	MT				
PREPARED OR PRES	NA	---	---		
OLIVES	MLT				
MUSHROOMS,CANNED	MT				
HOPS & EXTRACT EQ	MT				
SUGAR AND REL PRODS	NA	---	---		
SUGAR-CANE,BEET	MT				
MOLASSES INEDIBLE	MLT				
CONFECTIONERY PRODS	MT				
SPICES	MT				
TOBACCO,UNMFD	MT				
TOBACCO-FILLER	MT				
TOBACCO-SCRAP	MT				
BEVERAGES EX FR JUICE	MLT				
WINE	MLT				
MALT BEVERAGES	MLT				
FEEDS & FODDERS	NA	---	---		
OILSEDS AND PRODS	NA	---	---		
OILSEDS & OILNUTS	MT				
FLAXSEED	MT				
SESAME SEED	MT				
OILS AND WAXES-VEG	MT				
CASTOR OIL	MT				
COCONUT OIL	MT				
OLIVE OIL	MT				
PALM OIL	MT				
PALM KERNEL OIL	MT				
OILCAKE AND MEAL	MT				
COTTON,EX LINTERS	MT				
COTTON LINTERS	MT				
SEEDS,FIELD & GARDEN	NA	---	---		
NURSERY STOCK	NA	---	---		
OTHER VEG PRODUCTS	NA	---	---		

TABLE 2--U.S. AGRICULTURAL IMPORTS: QUANTITY AND VALUE, COUNTRY BY COMMODITY GROUP, FISCAL YEARS 1978 AND 1979

COUNTRY AND COMMODITY GROUP	UNIT	QUANTITY 1978	QUANTITY 1979	VALUE 1978 $1,000	VALUE 1979 $1,000
765 LIBERIA		---	---	76306	79011
COMPLEMENTARY	NA	---	---	76303	78603
BANANAS-FRESH	MT				
PLANTAINS-FRESH	MT				
COFFEE-GREEN	MT	4772	3153	19376	9224
COFFEE-ROASTED	MT				
COFFEE-SOLUBLE,EXTRACTS	MT				
COCOA BEANS	MT	914	1072	3464	3752
COCOA BUTTER	MT				
COCOA-CAKE,POWDER,ETC	MT				
CHOCOLATE PREPARATIONS	MT				
TEA-CRUDE OR PREPARED	MT				
SPICES	MT	0	0	1	0
ALLIED GUMS	MT				
RUBBER-CRUDE	MT	64805	58758	57463	65627
RUBBER-LATEX	MT	25192	22573	23523	23963
RUBBER-DRY FORM	MT	39613	36185	33940	41663
SILK-RAW	MT				
WOOL-UNMFD,FREE	MT				
FIBERS-EX COTTON,JUTE	MT				
OILS-ESSENTIAL	MT				
DRUGS	MT				
OTHER COMPLEMENTARY	NA	---	---		
SUPPLEMENTARY	NA	---	---	43	40A
ANIMALS & ANIMAL PRODS	NA	---	---	1	0
ANIMALS-LIVE,EX POLTRY	NA	---	---		
CATTLE-DUTIABLE	NMO				
MEATS AND MEAT PRODS	MT				
MEATS-P,L,RB-482	MT				
MEATS-FRESH,FROZEN	MT				
BEEF AND VEAL	MT				
PORK	MT				
MEATS-PREP,PRES	MT				
BEEF AND VEAL	MT				
PORK	MT				
MUTTON,GOAT, & LAMB	MT				
POULTRY & PRODUCTS	NA	---	---		
DAIRY PRODUCTS	NA	---	---		
NONFAT DRY MILK	MT				
CHEESE	MT				
CASEIN AND MIXTURES	MT				
FATS OILS AND GREASES	MT	1	0	1	0
HIDES AND SKINS	NA	---	---		
SHEEP & LAMB SKINS	MT				
FURSKINS	NA	---	---		
WOOL-UNMFD,FREE	MT				
SAUSAGE CASINGS	NA	---	---		
OTHER ANIMAL PRODUCTS	NA	---	---		
VEGETABLE PRODUCTS	NA	---	---	42	408
GRAINS AND PREPS	NA	---	---	0	0
WHEAT-EX SEED,FD	MT				
BARLEY	MT				
BISCUITS,WAFERS	MT				
FRUITS AND PREPS	NA	---	---		
FRESH OR FROZEN	MT				
STRAWBERRIES	MT				
PREPARED OR PRES	MT				
PINEAPPLES	MT				
FRUIT JUICES	MLT				
NUTS AND PREPS	NA	---	---		
VEGETABLES AND PREPS	NA	---	---	8	12
FRESH OR FROZEN	NA	---	---	3	6
TOMATOES	MT				
PREPARED OR PRES	NA	---	---	5	6
OLIVES	MLT				
MUSHROOMS,CANNED	MT				
HOPS & EXTRACT EQ	MT				
SUGAR AND REL PRODS	NA	---	---		
SUGAR-CANE,BEET	MT				
MOLASSES INEDIBLE	MLT				
CONFECTIONERY PRODS	MT				
SPICES	MT	0	0	1	1
TOBACCO,UNMFD	MT				
TOBACCO-FILLER	MT				
TOBACCO-SCRAP	MT				
BEVERAGES EX FR JUICE	MLT				
WINE	MLT				
MALT BEVERAGES	MLT				
FEEDS & FODDERS	NA	---	---		
OILSEEDS AND PRODS	NA	---	---	21	395
OILSEEDS & OILNUTS	MT				
FLAXSEED	MT				
SESAME SEED	MT				
OILS AND WAXES-VEG	MT	28	527	21	395
CASTOR OIL	MT				
COCONUT OIL	MT				
OLIVE OIL	MT				
PALM OIL	MT	28	26	21	19
PALM KERNEL OIL	MT	0	501	0	376
OILCAKE AND MEAL	MT				
COTTON,EX LINTERS	MT				
COTTON LINTERS	MT				
SEEDS,FIELD & GARDEN	NA	---	---	0	0
NURSERY STOCK	NA	---	---	12	0
OTHER VEG PRODUCTS	NA	---	---		

TABLE 2 --U.S. AGRICULTURAL IMPORTS: QUANTITY AND VALUE, COUNTRY BY COMMODITY GROUP, FISCAL YEARS 1978 AND 1979

COUNTRY AND COMMODITY GROUP	UNIT	QUANTITY 1978	QUANTITY 1979	VALUE 1978 $1,000	VALUE 1979 $1,000
708 ZAIRE		---	---	99623	34890
COMPLEMENTARY	NA	---	---	98418	34301
BANANAS-FRESH	MT				
PLANTAINS-FRESH	MT				
COFFEE-GREEN	MT	29901	10682	94099	31801
COFFEE-ROASTED	MT				
COFFEE-SOLUBLE,EXTRACTS	MT				
COCOA BEANS	MT	26	0	70	0
COCOA BUTTER	MT				
COCOA-CAKE,POWDER,ETC	MT				
CHOCOLATE PREPARATIONS	MT				
TEA-CRUDE OR PREPARED	MT	55	47	70	61
SPICES	MT				
ALLIED GUMS	MT				
RUBBER-CRUDE	MT	0	425	0	331
RUBBER-LATEX	MT				
RUBBER-DRY FORM	MT	0	425	0	331
SILK-RAW	MT				
WOOL-UNMFD,FREE	MT				
FIBERS-EX COTTON,JUTE	MT				
OILS-ESSENTIAL	MT				
DRUGS	MT	105	62	8165	2140
OTHER COMPLEMENTARY	NA	---	---	14	0
SUPPLEMENTARY	NA	---	---	1205	548
ANIMALS & ANIMAL PRODS	NA	---	---		
ANIMALS-LIVE,EX PLTRY	NA	---	---		
CATTLE-DUTIABLE	NMB				
MEATS AND MEAT PRODS	MT				
MEATS-P,L,BB-BB2	MT				
MEATS-FRESH,FROZEN	MT				
BEEF AND VEAL	MT				
PORK	MT				
MEATS-PREP,PRES	MT				
BEEF AND VEAL	MT				
PORK	MT				
MUTTON,GOAT, & LAMB	MT				
POULTRY & PRODUCTS	NA	---	---		
DAIRY PRODUCTS	NA	---	---		
NONFAT DRY MILK	MT				
CHEESE	MT				
CASEIN AND MIXTURES	MT				
FATS OILS AND GREASES	MT				
HIDES AND SKINS	NA	---	---		
SHEEP & LAMB SKINS	MT				
FURSKINS	NA	---	---		
WOOL-UNMFD,EX FREE	MT				
SAUSAGE CASINGS	NA	---	---		
OTHER ANIMAL PRODUCTS	NA	---	---		
VEGETABLE PRODUCTS	NA	---	---	1205	548
GRAINS AND PREPS	NA	---	---		
WHEAT,EX SEED,ED	MT				
BARLEY	MT				
BISCUITS,WAFERS	MT				
FRUITS AND PREPS	NA	---	---		
FRESH OR FROZEN	MT				
STRAWBERRIES	MT				
PREPARED OR PRES	MT				
PINEAPPLES	MT				
FRUIT JUICES	MLT				
NUTS AND PREPS	NA	---	---		
VEGETABLES AND PREPS	NA	---	---	1	0
FRESH OR FROZEN	NA	---	---		
TOMATOES	MT				
PREPARED OR PRES	NA	---	---	1	0
OLIVES	MLT				
MUSHROOMS,CANNED	MT				
HOPS & EXTRACT FO	MT				
SUGAR AND REL PRODS	NA	---	---		
SUGAR-CANE,BEET	MT				
MOLASSES INEDIBLE	MLT				
CONFECTIONERY PRODS	MT				
SPICES	MT				
TOBACCO,UNMFD	MT				
TOBACCO-FILLER	MT				
TOBACCO-SCRAP	MT				
BEVERGES EX FR JUICE	MLT				
WINE	MLT				
MALT BEVERAGES	MLT				
FEEDS & FODDERS	NA	---	---	1204	548
OILSEDS AND PRODS	NA	---	---		
OILSEDS & OILNUTS	MT				
FLAXSEED	MT				
SESAME SEED	MT				
OILS AND WAXES-VEG	MT				
CASTOR OIL	MT				
COCONUT OIL	MT				
OLIVE OIL	MT				
PALM OIL	MT				
PALM KERNEL OIL	MT				
OILCAKE AND MEAL	MT				
COTTON,EX LINTERS	MT				
COTTON LINTERS	MT				
SEEDS,FIELD & GARDEN	NA	---	---		
NURSERY STOCK	NA	---	---		
OTHER VEG PRODUCTS	NA	---	---		

TABLE 2 --U.S. AGRICULTURAL IMPORTS: QUANTITY AND VALUE, COUNTRY BY COMMODITY GROUP, FISCAL YEARS 1978 AND 1979

COUNTRY AND COMMODITY GROUP	UNIT	QUANTITY 1978	QUANTITY 1979	VALUE 1978 $1,000	VALUE 1979 $1,000
787 BURUNDI					
COMPLEMENTARY		---	---	25024	39659
BANANAS-FRESH	NA	---	---	25024	39659
PLANTAINS-FRESH	MT				
COFFEE-GREEN	MT				
COFFEE-ROASTED	MT	7491	14967	20980	39459
COFFEE-SOLUBLE,EXTRACTS	MT				
COCOA BEANS	MT				
COCOA BUTTER	MT				
COCOA-CAKE,POWDER,ETC	MT				
CHOCOLATE PREPARATIONS	MT				
TEA-CRUDE OR PREPARED	MT	32	0	38	0
SPICES	MT				
ALLIED GUMS	MT				
RUBBER-CRUDE	MT				
RUBBER-LATEX	MT				
RUBBER-DRY FORM	MT				
SILK-RAW	MT				
WOOL-UNMFD,FREE	MT				
FIBERS-EX COTTON,JUTE	MT				
OILS-ESSENTIAL	MT				
DRUGS	MT				
OTHER COMPLEMENTARY	NA	---	---		
SUPPLEMENTARY	NA	---	---		
ANIMALS & ANIMAL PRODS	NA	---	---		
ANIMALS-LIVE,EX PLTRY	NA	---	---		
CATTLE-DUTIABLE	HND				
MEATS AND MEAT PRODS	MT				
MEATS-P,L,BB-SAS	MT				
MEATS-FRESH,FROZEN	MT				
BEEF AND VEAL	MT				
PORK	MT				
MEATS-PREP,PRES	MT				
BEEF AND VEAL	MT				
PORK	MT				
MUTTON,GOAT, & LAMB	MT				
POULTRY & PRODUCTS	NA	---	---		
DAIRY PRODUCTS	NA	---	---		
NONFAT DRY MILK	MT				
CHEESE	MT				
CASEIN AND MIXTURES	MT				
FATS OILS AND GREASES	MT				
HIDES AND SKINS	NA	---	---		
SHEEP & LAMB SKINS	MT				
FURSKINS	NA	---	---		
WOOL-UNMFD,EX FREE	MT				
SAUSAGE CASINGS	NA	---	---		
OTHER ANIMAL PRODUCTS	NA	---	---		
VEGETABLE PRODUCTS	NA	---	---		
GRAINS AND PREPS	NA	---	---		
WHEAT-EX SEED,FL	MT				
BARLEY	MT				
BISCUITS,WAFERS	MT				
FRUITS AND PREPS	NA	---	---		
FRESH OR FROZEN	MT				
STRAWBERRIES	MT				
PREPARED OR PRES	MT				
PINEAPPLES	MT				
FRUIT JUICES	MLT				
NUTS AND PREPS	NA	---	---		
VEGETABLES AND PREPS	NA	---	---		
FRESH OR FROZEN	NA	---	---		
TOMATOES	MT				
PREPARED OR PRES	NA	---	---		
OLIVES	MLT				
MUSHROOMS,CANNED	MT				
HOPS & EXTRACT EQ	MT				
SUGAR AND RFL PRODS	NA	---	---		
SUGAR-CANE,BEET	MT				
MOLASSES INEDIBLE	MLT				
CONFECTIONERY PRODS	MT				
SPICES	MT				
TOBACCO,UNMFD	MT				
TOBACCO-FILLER	MT				
TOBACCO-SCRAP	MT				
BEVERGES EX FR JUICE	MLT				
WINE	MLT				
MALT BEVERAGES	MLT				
FEEDS & FODDERS	NA	---	---		
OILSEEDS AND PRODS	NA	---	---		
OILSEEDS & OILNUTS	MT				
FLAXSEED	MT				
SESAME SEED	MT				
OILS AND WAXES-VEG	MT				
CASTOR OIL	MT				
COCONUT OIL	MT				
OLIVE OIL	MT				
PALM OIL	MT				
PALM KERNEL OIL	MT				
OILCAKE AND MEAL	MT				
COTTON,EX LINTERS	MT				
COTTON LINTERS	MT				
SEEDS,FIELD & GARDEN	NA	---	---		
NURSERY STOCK	NA	---	---		
OTHER VEG PRODUCTS	NA	---	---		

TABLE 2 --U.S. AGRICULTURAL IMPORTS: QUANTITY AND VALUE, COUNTRY BY COMMODITY GROUP, FISCAL YEARS 1978 AND 1979

COUNTRY AND COMMODITY GROUP	UNIT	QUANTITY 1978	QUANTITY 1979	VALUE 1978 $1,000	VALUE 1979 $1,000
769 RWANDA		---	---	56158	22195
COMPLEMENTARY	NA	---	---	56135	22195
BANANAS-FRESH	MT				
PLANTAINS-FRESH	MT				
COFFEE-GREEN	MT	15092	6745	55189	20884
COFFEE-ROASTED	MT				
COFFEE-SOLUBLE,EXTRACTS	MT				
COCOA BEANS	MT				
COCOA BUTTER	MT				
COCOA-CAKE,POWDER,ETC	MT				
CHOCOLATE PREPARATIONS	MT				
TEA-CRUDE OR PREPARED	MT	450	191	520	385
SPICES	MT				
ALLIED GUMS	MT				
RUBBER-CRUDE	MT				
RUBBER-LATEX	MT				
RUBBER-DRY FORM	MT				
SILK-RAW	MT				
WOOL-UNMFD,FREE	MT				
FIBERS-EX COTTON,JUTE	MT				
OILS-ESSENTIAL	MT				
DRUGS	MT	18	23	421	1125
OTHER COMPLEMENTARY	NA	---	---		
SUPPLEMENTARY	NA	---	---	23	0
ANIMALS & ANIMAL PRODS	NA	---	---	23	0
ANIMALS-LIVE,EX PLTRY	NA	---	---		
CATTLE-DUTTABLE	NNO				
MEATS AND MEAT PRODS	MT				
MEATS-P.L.AB-BB2	MT				
MEATS-FRESH,FROZEN	MT				
BEEF AND VEAL	MT				
PORK	MT				
MEATS-PREP,PRES	MT				
BEEF AND VEAL	MT				
PORK	MT				
MUTTON,GOAT, & LAMB	MT				
POULTRY & PRODUCTS	NA	---	---		
DAIRY PRODUCTS	NA	---	---		
NONFAT DRY MILK	MT				
CHEESE	MT				
CASEIN AND MIXTURES	MT				
FATS OILS AND GREASES	MT				
HIDES AND SKINS	NA	---	---	23	0
SHEEP & LAMB SKINS	MT				
FURSKINS	NA	---	---		
WOOL-UNMD,EX FREE	MT				
SAUSAGE CASINGS	NA	---	---		
OTHER ANIMAL PRODUCTS	NA	---	---		
VEGETABLE PRODUCTS	NA	---	---		
GRAINS AND PREPS	NA	---	---		
WHEAT-EX SEED,ED	MT				
BARLEY	MT				
BISCUITS,WAFERS	MT				
FRUITS AND PREPS	NA	---	---		
FRESH OR FROZEN	MT				
STRAWBERRIES	MT				
PREPARED OR PRES	MT				
PINEAPPLES	MT				
FRUIT JUICES	MLT				
NUTS AND PREPS	NA	---	---		
VEGETABLES AND PREPS	NA	---	---		
FRESH OR FROZEN	NA	---	---		
TOMATOES	MT				
PREPARED OR PRES	NA	---	---		
OLIVES	MLT				
MUSHROOMS,CANNED	MT				
HOPS & EXTRACT EQ	MT				
SUGAR AND REL PRODS	NA	---	---		
SUGAR-CANE,BEET	MT				
MOLASSES INEDIBLE	MLT				
CONFECTIONERY PRODS	MT				
SPICES	MT				
TOBACCO,UNMFD	MT				
TOBACCO-FILLER	MT				
TOBACCO-SCRAP	MT				
BEVERAGES EX FR JUICE	MLT				
WINE	MLT				
MALT BEVERAGES	MLT				
FEEDS & FODDERS	NA	---	---		
OILSEEDS AND PRODS	NA	---	---		
OILSEEDS & OILNUTS	MT				
FLAXSEED	MT				
SESAME SEED	MT				
OILS AND WAXES-VEG	MT				
CASTOR OIL	MT				
COCONUT OIL	MT				
OLIVE OIL	MT				
PALM OIL	MT				
PALM KERNEL OIL	MT				
OILCAKE AND MEAL	MT				
COTTON,EX LINTERS	MT				
COTTON LINTERS	MT				
SEEDS,FIELD & GARDEN	NA	---	---		
NURSERY STOCK	NA	---	---		
OTHER VEG PRODUCTS	NA	---	---		

TABLE 2--U.S. AGRICULTURAL IMPORTS: QUANTITY AND VALUE, COUNTRY BY COMMODITY GROUP, FISCAL YEARS 1978 AND 1979

COUNTRY AND COMMODITY GROUP	UNIT	QUANTITY 1978	QUANTITY 1979	VALUE 1978 $1,000	VALUE 1979 $1,000
770 SOMALIA		---	---	18	0
COMPLEMENTARY	NA	---	---		
BANANAS-FRESH	MT				
PLANTAINS-FRESH	MT				
COFFEE-GREEN	MT				
COFFEE-ROASTED	MT				
COFFEE-SOLUBLE,EXTRACTS	MT				
COCOA BEANS	MT				
COCOA BUTTER	MT				
COCOA-CAKE,POWDER,ETC	MT				
CHOCOLATE PREPARATIONS	MT				
TEA-CRUDE OR PREPARED	MT				
SPICES	MT				
ALLIED GUMS	MT				
RUBBER-CRUDE	MT				
RUBBER-LATEX	MT				
RUBBER-DRY FORM	MT				
SILK-RAW	MT				
WOOL-UNMFD,FREE	MT				
FIBERS-EX COTTON,JUTE	MT				
OILS-ESSENTIAL	MT				
DRUGS	MT				
OTHER COMPLEMENTARY	NA	---	---		
SUPPLEMENTARY	NA	---	---	18	0
ANIMALS & ANIMAL PRODS	NA	---	---	18	0
ANIMALS-LIVE,EX PLTRY	NA	---	---		
CATTLE-QUITABLE	HEAD				
MEATS AND MEAT PRODS	MT				
MEATS-P.I.,NB-482	MT				
MEATS-FRESH,FROZEN	MT				
BEEF AND VEAL	MT				
PORK	MT				
MEATS-PREP,PRES	MT				
BEEF AND VEAL	MT				
PORK	MT				
MUTTON,GOAT, & LAMB	MT				
POULTRY & PRODUCTS	NA	---	---		
DAIRY PRODUCTS	NA	---	---		
NONFAT DRY MILK	MT				
CHEESE	MT				
CASEIN AND MIXTURES	MT				
FATS OILS AND GREASES	MT				
HIDES AND SKINS	NA	---	---	18	0
SHEEP & LAMB SKINS	MT	0	0	18	0
FURSKINS	NA	---	---		
WOOL-UNMD,EX FREE	MT				
SAUSAGE CASINGS	NA	---	---		
OTHER ANIMAL PRODUCTS	NA	---	---		

COMMODITY GROUP	UNIT	QUANTITY 1978	QUANTITY 1979	VALUE 1978 $1,000	VALUE 1979 $1,000
VEGETABLE PRODUCTS	NA	---	---		
GRAINS AND PREPS	NA	---	---		
WHEAT-EX SEED,ED	MT				
BARLEY	MT				
BISCUITS,WAFERS	MT				
FRUITS AND PREPS	NA	---	---		
FRESH OR FROZEN	MT				
STRAWBERRIES	MT				
PREPARED OR PRES	MT				
PINEAPPLES	MT				
FRUIT JUICES	MLT				
NUTS AND PREPS	NA	---	---		
VEGETABLES AND PREPS	NA	---	---		
FRESH OR FROZEN	NA	---	---		
TOMATOES	MT				
PREPARED OR PRES	NA	---	---		
OLIVES	MLT				
MUSHROOMS,CANNED	MT				
HOPS & EXTRACT FR	MT				
SUGAR AND REL PRODS	NA	---	---		
SUGAR-CANE,BEET	MT				
MOLASSES INEDIBLE	MLT				
CONFECTIONERY PRODS	MT				
SPICES	MT				
TOBACCO,UNMFD	MT				
TOBACCO-FILLER	MT				
TOBACCO-SCRAP	MT				
BEVERGES EX FR JUICE	MLT				
WINE	MLT				
MALT BEVERAGES	MLT				
FEEDS & FODDERS	NA	---	---		
OILSEEDS AND PRODS	NA	---	---		
OILSEEDS & OILNUTS	MT				
FLAXSEED	MT				
SESAME SEED	MT				
OILS AND WAXES-VEG	MT				
CASTOR OIL	MT				
COCONUT OIL	MT				
OLIVE OIL	MT				
PALM OIL	MT				
PALM KERNEL OIL	MT				
OILCAKE AND MEAL	MT				
COTTON,EX LINTERS	MT				
COTTON LINTERS	MT				
SEEDS,FIELD & GARDEN	NA	---	---		
NURSERY STOCK	NA	---	---		
OTHER VEG PRODUCTS	NA	---	---		

Reproduced from best available copy.

TABLE 2--U.S. AGRICULTURAL IMPORTS: QUANTITY AND VALUE, COUNTRY BY COMMODITY GROUP, FISCAL YEARS 1978 AND 1979

COUNTRY AND COMMODITY GROUP	UNIT	QUANTITY 1978	QUANTITY 1979	VALUE 1978 $1,000	VALUE 1979 $1,000
770 ETHIOPIA		---	---	92576	97878
COMPLEMENTARY	NA	---	---	89537	95527
BANANAS-FRESH	MT				
PLANTAINS-FRESH	MT				
COFFEE-GREEN	MT	25976	31832	89158	95527
COFFEE-ROASTED	MT				
COFFEE-SOLUBLE,EXTRACTS	MT				
COCOA BEANS	MT				
COCOA BUTTER	MT				
COCOA-CAKE,POWDER,ETC	MT				
CHOCOLATE PREPARATIONS	MT				
TEA-CRUDE OR PREPARED	MT				
SPICES	MT				
ALLIED GUMS	MT				
RUBBER-CRUDE	MT				
RUBBER-LATEX	MT				
RUBBER-DRY FORM	MT				
SILK-RAW	MT				
WOOL-UNMFD,FREE	MT				
FIBERS-EX COTTON,JUTE	MT				
OILS-ESSENTIAL	MT	14	0	379	0
DRUGS	MT				
OTHER COMPLEMENTARY	NA	---	---		
SUPPLEMENTARY	NA	---	---	3039	2349
ANIMALS & ANIMAL PRODS	NA	---	---	1341	2107
ANIMALS-LIVE,EX PLTRY	NA	---	---		
CATTLE-DUTTABLE	NNO				
MEATS AND MEAT PRODS	MT				
MEATS-P,I,BB-URZ	MT				
MEATS-FRESH,FROZEN	MT				
BEEF AND VEAL	MT				
PORK	MT				
MEATS-PREP,PRES	MT				
BEEF AND VEAL	MT				
PORK	MT				
MUTTON,GOAT, & LAMB	MT				
POULTRY & PRODUCTS	NA	---	---		
DAIRY PRODUCTS	NA	---	---		
NONFAT DRY MILK	MT				
CHEESE	MT				
CASEIN AND MIXTURES	MT				
FATS OILS AND GREASES	MT				
HIDES AND SKINS	NA	---	---	821	1495
SHEEP & LAMB SKINS	MT	36	128	248	463
FURSKINS	NA	---	---		
WOOL-UNMFD,EX FREE	MT				
SAUSAGE CASINGS	NA	---	---		
OTHER ANIMAL PRODUCTS	NA	---	---	520	613
VEGETABLE PRODUCTS	NA	---	---	1498	241
GRAINS AND PREPS	NA	---	---		
WHEAT-EX SEED,FD	MT				
BARLEY	MT				
BISCUITS,WAFERS	MT				
FRUITS AND PREPS	NA	---	---		
FRESH OR FROZEN	MT				
STRAWBERRIES	MT				
PREPARED OR PRES	MT				
PINEAPPLES	MT				
FRUIT JUICES	MLT				
NUTS AND PREPS	NA	---	---		
VEGETABLES AND PREPS	NA	---	---	1	0
FRESH OR FROZEN	NA	---	---		
TOMATOES	MT				
PREPARED OR PRES	NA	---	---	1	0
OLIVES	MLT				
MUSHROOMS,CANNED	MT				
HOPS & EXTRACT FD	MT				
SUGAR AND REL PRODS	NA	---	---		
SUGAR-CANE,BEET	MT				
MOLASSES INEDIBLE	MLT				
CONFECTIONERY PRODS	MT				
SPICES	MT				
TOBACCO,UNMFD	MT				
TOBACCO-FILLER	MT				
TOBACCO-SCRAP	MT				
BEVERGES EX FR JUICE	MLT				
WINE	MLT				
MALT BEVERAGES	MLT				
FEEDS & FODDERS	NA	---	---		
OILSEDS AND PRODS	NA	---	---	2	2
OILSEDS & OILNUTS	MT	0	1	2	2
FLAXSEED	MT				
SESAME SEED	MT	0	1	2	2
OILS AND WAXES-VEG	MT				
CASTOR OIL	MT				
COCONUT OIL	MT				
OLIVE OIL	MT				
PALM OIL	MT				
PALM KERNEL OIL	MT				
OILCAKE AND MEAL	MT				
COTTON,EX LINTERS	MT				
COTTON LINTERS	MT				
SEEDS,FIELD & GARDEN	NA	---	---	75	47
NURSERY STOCK	NA	---	---		
OTHER VEG PRODUCTS	NA	---	---	1421	193

TABLE 2 --U.S. AGRICULTURAL IMPORTS: QUANTITY AND VALUE, COUNTRY BY COMMODITY GROUP, FISCAL YEARS 1978 AND 1979

COUNTRY AND COMMODITY GROUP	UNIT	QUANTITY 1978	QUANTITY 1979	VALUE 1978 $1,000	VALUE 1979 $1,000
777 DJIBOUTI		---	---	17	0
COMPLEMENTARY	NA	---	---		
BANANAS-FRESH	MT				
PLANTAINS-FRESH	MT				
COFFEE-GREEN	MT				
COFFEE-ROASTED	MT				
COFFEE-SOLUBLE,EXTRACTS	MT				
COCOA BEANS	MT				
COCOA BUTTER	MT				
COCOA-CAKE,POWDER,ETC	MT				
CHOCOLATE PREPARATIONS	MT				
TEA-CRUDE OR PREPARED	MT				
SPICES	MT				
ALLIED GUMS	MT				
RUBBER-CRUDE	MT				
RUBBER-LATEX	MT				
RUBBER-DRY FORM	MT				
SILK-RAW	MT				
WOOL-UNMFD,FREE	MT				
FIBERS-EX COTTON,JUTE	MT				
OILS-ESSENTIAL	MT				
DRUGS	MT				
OTHER COMPLEMENTARY	NA	---	---		
SUPPLEMENTARY	NA	---	---	17	0
ANIMALS & ANIMAL PRODS	NA	---	---	17	0
ANIMALS-LIVE,EX PLTRY	NA	---	---		
CATTLE-DUTIABLE	NUMB				
MEATS AND MEAT PRODS	MT				
MEATS-P,L,AB-482	MT				
MEATS-FRESH,FROZEN	MT				
BEEF AND VEAL	MT				
PORK	MT				
MEATS-PREP,PRES	MT				
BEEF AND VEAL	MT				
PORK	MT				
MUTTON,GOAT, & LAMB	MT				
POULTRY & PRODUCTS	NA	---	---		
DAIRY PRODUCTS	NA	---	---		
NONFAT DRY MILK	MT				
CHEESE	MT				
CASEIN AND MIXTURES	MT				
FATS OILS AND GREASES	MT				
HIDES AND SKINS	NA	---	---	17	0
SHEEP & LAMB SKINS	MT	5	0	17	0
FURSKINS	NA	---	---		
WOOL-UNMFD,EX FREE	MT				
SAUSAGE CASINGS	NA	---	---		
OTHER ANIMAL PRODUCTS	NA	---	---		

COMMODITY GROUP	UNIT	QUANTITY 1978	QUANTITY 1979	VALUE 1978 $1,000	VALUE 1979 $1,000
VEGETABLE PRODUCTS	NA	---	---		
GRAINS AND PREPS	NA	---	---		
WHEAT-EX SEED,FD	MT				
BARLEY	MT				
BISCUITS,WAFERS	MT				
FRUITS AND PREPS	NA	---	---		
FRESH OR FROZEN	MT				
STRAWBERRIES	MT				
PREPARED OR PRES	MT				
PINEAPPLES	MT				
FRUIT JUICES	MLT				
NUTS AND PREPS	NA	---	---		
VEGETABLES AND PREPS	NA	---	---		
FRESH OR FROZEN	NA	---	---		
TOMATOES	MT				
PREPARED OR PRES	NA	---	---		
OLIVES	MLT				
MUSHROOMS,CANNED	MT				
HOPS & EXTRACT EQ	MT				
SUGAR AND REL PRODS	NA	---	---		
SUGAR-CANE,BEET	MT				
MOLASSES INFDSBLE	MLT				
CONFECTIONERY PRODS	MT				
SPICES	MT				
TOBACCO,UNMFD	MT				
TOBACCO-FILLER	MT				
TOBACCO-SCRAP	MT				
BEVERAGES EX FR JUICE	MLT				
WINE	MLT				
MALT BEVERAGES	MLT				
FEEDS & FODDERS	NA	---	---		
OILSEEDS AND PRODS	NA	---	---		
OILSEEDS & OILNUTS	MT				
FLAXSEED	MT				
SESAME SEED	MT				
OILS AND WAXES-VEG	MT				
CASTOR OIL	MT				
COCONUT OIL	MT				
OLIVE OIL	MT				
PALM OIL	MT				
PALM KERNEL OIL	MT				
OILCAKE AND MEAL	MT				
COTTON,EX LINTERS	MT				
COTTON LINTERS	MT				
SEEDS,FIELD & GARDEN	NA	---	---		
NURSERY STOCK	NA	---	---		
OTHER VEG PRODUCTS	NA	---	---		

TABLE 2 --U.S. AGRICULTURAL IMPORTS: QUANTITY AND VALUE, COUNTRY BY COMMODITY GROUP, FISCAL YEARS 1978 AND 1979

COUNTRY AND COMMODITY GROUP	UNIT	QUANTITY 1978	QUANTITY 1979	VALUE 1978 $1,000	VALUE 1979 $1,000
778 UGANDA		---	---	111671	32059
COMPLEMENTARY	NA	---	---	111671	32056
BANANAS-FRESH	MT				
PLANTAINS-FRESH	MT				
COFFEE-GREEN	MT	33737	6492	111434	31998
COFFEE-ROASTED	MT				
COFFEE-SOLUBLE,EXTRACTS	MT				
COCOA BEANS	MT				
COCOA BUTTER	MT				
COCOA-CAKE,POWDER,ETC	MT				
CHOCOLATE PREPARATIONS	MT				
TEA-CRUDE OR PREPARED	MT				
SPICES	MT	1	0	20	0
ALLIED GUMS	MT				
RUBBER-CRUDE	MT				
RUBBER-LATEX	MT				
RUBBER-DRY FORM	MT				
SILK-RAW	MT				
WOOL-UNMFD,FREE	MT				
FIBERS-EX COTTON,JUTE	MT				
OILS-ESSENTIAL	MT				
DRUGS	MT	3	0	167	58
OTHER COMPLEMENTARY	NA	---	---		
SUPPLEMENTARY	NA	---	---	0	3
ANIMALS & ANIMAL PRODS	NA	---	---		
ANIMALS-LIVE,EX PLTRY	NA	---	---		
CATTLE-QUITTABLE	ANO				
MEATS AND MEAT PRODS	MT				
MEATS-B.L.88-882	MT				
MEATS-FRESH,FROZEN	MT				
BEEF AND VEAL	MT				
PORK	MT				
MEATS-PREP,PRES	MT				
BEEF AND VEAL	MT				
PORK	MT				
MUTTON,GOAT, & LAMB	MT				
POULTRY & PRODUCTS	NA	---	---		
DAIRY PRODUCTS	NA	---	---		
NONFAT DRY MILK	MT				
CHEESE	MT				
CASEIN AND MIXTURES	MT				
FATS OILS AND GREASES	MT				
HIDES AND SKINS	NA	---	---		
SHEEP & LAMB SKINS	MT				
FURSKINS	NA	---	---		
WOOL-UNMFD,EX FREE	MT				
SAUSAGE CASINGS	NA	---	---		
OTHER ANIMAL PRODUCTS	NA	---	---		
VEGETABLE PRODUCTS	NA	---	---	0	3
GRAINS AND PREPS	NA	---	---		
WHEAT-EX SEED,FD	MT				
BARLEY	MT				
BISCUITS,WAFERS	MT				
FRUITS AND PREPS	NA	---	---		
FRESH OR FROZEN	MT				
STRAWBERRIES	MT				
PREPARED OR PRES	MT				
PINEAPPLES	MT				
FRUIT JUICES	MLT				
NUTS AND PREPS	NA	---	---		
VEGETABLES AND PREPS	NA	---	---	0	3
FRESH OR FROZEN	NA	---	---		
TOMATOES	MT				
PREPARED OR PRES	NA	---	---	0	3
OLIVES	MLT				
MUSHROOMS,CANNED	MT				
HOPS & EXTRACT FD	MT				
SUGAR AND REL PRODS	NA	---	---		
SUGAR-CANE,BEET	MT				
MOLASSES INEDIBLE	MLT				
CONFECTIONERY PRODS	MT				
SPICES	MT				
TOBACCO,UNMFD	MT				
TOBACCO-FILLER	MT				
TOBACCO-SCRAP	MT				
BEVERAGES EX FR JUICE	MLT				
WINE	MLT				
MALT BEVERAGES	MLT				
FEEDS & FODDERS	NA	---	---		
OILSEEDS AND PRODS	NA	---	---		
OILSEEDS & OILNUTS	MT				
FLAXSEED	MT				
SESAME SEED	MT				
OILS AND WAXES-VEG	MT				
CASTOR OIL	MT				
COCONUT OIL	MT				
OLIVE OIL	MT				
PALM OIL	MT				
PALM KERNEL OIL	MT				
OILCAKE AND MEAL	MT				
COTTON,EX LINTERS	MT				
COTTON LINTERS	MT				
SEEDS,FIELD & GARDEN	NA	---	---		
NURSERY STOCK	NA	---	---		
OTHER VEG PRODUCTS	NA	---	---		

TABLE 2--U.S. AGRICULTURAL IMPORTS: QUANTITY AND VALUE, COUNTRY BY COMMODITY GROUP, FISCAL YEARS 1978 AND 1979

COUNTRY AND COMMODITY GROUP	UNIT	QUANTITY 1978	QUANTITY 1979	VALUE 1978 $1,000	VALUE 1979 $1,000
779 KENYA		---	---	58428	41038
COMPLEMENTARY	NA	---	---	55579	38511
BANANAS-FRESH	MT				
PLANTAINS-FRESH	MT				
COFFEE-GREEN	MT	10523	3665	37055	10629
COFFEE-ROASTED	MT	0	0	0	0
COFFEE-SOLUBLE,EXTRACTS	MT				
COCOA BEANS	MT				
COCOA BUTTER	MT				
COCOA-CAKE,POWDER,ETC	MT				
CHOCOLATE PREPARATIONS	MT				
TEA-CRUDE OR PREPARED	MT	7130	9515	13461	21106
SPICES	MT	0	1	0	2
ALLIED GUMS	MT				
RUBBER-CRUDE	MT				
RUBBER-LATEX	MT				
RUBBER-DRY FORM	MT				
SILK-RAW	MT				
WOOL-UNMFD,FREE	MT				
FIBERS-EX COTTON,JUTE	MT	1098	13262	418	636
OILS-ESSENTIAL	MT	11	0	23	0
DRUGS	MT	192	182	4623	6138
OTHER COMPLEMENTARY	NA	---	---		
SUPPLEMENTARY	NA	---	---	2848	2523
ANIMALS & ANIMAL PRODS	NA	---	---	40	209
ANIMALS-LIVE,EX PLTRY	NA	---	---	0	10
CATTLE-DUTIABLE	NNO				
MEATS AND MEAT PRODS	MT				
MEATS-P.L.88-482	MT				
MEATS-FRESH,FROZEN	MT				
BEEF AND VEAL	MT				
PORK	MT				
MEATS-PREP,PRES	MT				
BEEF AND VEAL	MT				
PORK	MT				
MUTTON,GOAT, & LAMB	MT				
POULTRY & PRODUCTS	NA	---	---		
DAIRY PRODUCTS	NA	---	---		
NONFAT DRY MILK	MT				
CHEESE	MT				
CASEIN AND MIXTURES	MT				
FATS OILS AND GREASES	MT				
HIDES AND SKINS	NA	---	---	40	199
SHEEP & LAMB SKINS	MT	11	33	30	113
FURSKINS	NA	---	---	1	3
WOOL-UNMFD,EX FREE	MT				
SAUSAGE CASINGS	NA	---	---		
OTHER ANIMAL PRODUCTS	NA	---	---	0	0
VEGETABLE PRODUCTS	NA	---	---	2808	2314
GRAINS AND PREPS	NA	---	---	3	0
WHEAT,EX SEED,FD	MT				
BARLEY	MT				
BISCUITS,WAFERS	MT				
FRUITS AND PREPS	NA	---	---	59	0
FRESH OR FROZEN	MT				
STRAWBERRIES	MT				
PREPARED OR PRES	MT	1	0	1	0
PINEAPPLES	MT				
FRUIT JUICES	MLT	98	0	58	0
NUTS AND PREPS	NA	---	---	2157	1223
VEGETABLES AND PREPS	NA	---	---	587	1091
FRESH OR FROZEN	NA	---	---		
TOMATOES	MT				
PREPARED OR PRES	NA	---	---	587	1091
OLIVES	MLT				
MUSHROOMS,CANNED	MT	0	0	1	0
HOPS & EXTRACTED	MT				
SUGAR AND REL PRODS	NA	---	---		
SUGAR-CANE,BEET	MT				
MOLASSES INEDIBLE	MLT				
CONFECTIONERY PRODS	MT				
SPICES	MT	2	0	2	0
TOBACCO,UNMFD	MT				
TOBACCO-FILLER	MT				
TOBACCO-SCRAP	MT				
BEVERAGES EX FR JUICE	MLT				
WINE	MLT				
MALT BEVERAGES	MLT				
FEEDS & FODDERS	NA	---	---		
OILSEDS AND PRODS	NA	---	---	0	0
OILSEEDS & OILNUTS	MT	0	0	0	0
FLAXSEED	MT				
SESAME SEED	MT				
OILS AND WAXES-VEG	MT				
CASTOR OIL	MT				
COCONUT OIL	MT				
OLIVE OIL	MT				
PALM OIL	MT				
PALM KERNEL OIL	MT				
OILCAKE AND MEAL	MT				
COTTON,EX LINTERS	MT				
COTTON LINTERS	MT				
SEEDS,FIELD & GARDEN	NA	---	---		
NURSERY STOCK	NA	---	---		
OTHER VEG PRODUCTS	NA	---	---		

Reproduced from best available copy.

TABLE 2 --U.S. AGRICULTURAL IMPORTS: QUANTITY AND VALUE, COUNTRY BY COMMODITY GROUP, FISCAL YEARS 1978 AND 1979

COUNTRY AND COMMODITY GROUP	UNIT	QUANTITY 1978	QUANTITY 1979	VALUE 1978 $1,000	VALUE 1979 $1,000
780 SEYCHELLES		---	---	37	9
COMPLEMENTARY	NA	---	---	28	9
BANANAS-FRESH	MT				
PLANTAINS-FRESH	MT				
COFFEE-GREEN	MT				
COFFEE-ROASTED	MT				
COFFEE-SOLUBLE,EXTRACTS	MT				
COCOA BEANS	MT				
COCOA BUTTER	MT				
COCOA-CAKE,POWDER,ETC	MT				
CHOCOLATE PREPARATIONS	MT				
TEA-CRUDE OR PREPARED	MT				
SPICES	MT	25	0	11	0
ALLIED GUMS	MT				
RUBBER-CRUDE	MT				
RUBBER-LATEX	MT				
RUBBER-DRY FORM	MT				
SILK-RAW	MT				
WOOL-UNMFD,FREE	MT				
FIBERS-EX COTTON,JUTE	MT				
OILS-ESSENTIAL	MT	1	0	12	9
DRUGS	MT				
OTHER COMPLEMENTARY	NA	---	---		
SUPPLEMENTARY	NA	---	---	13	0
ANIMALS & ANIMAL PRODS	NA	---	---		
ANIMALS-LIVE,EX PLTRY	NA	---	---		
CATTLE-DUTIABLE	NMB				
MEATS AND MEAT PRODS	MT				
MEATS-P,L,BB-882	MT				
MEATS-FRESH,FROZEN	MT				
BEEF AND VEAL	MT				
PORK	MT				
MEATS-PREP,PRES	MT				
BEEF AND VEAL	MT				
PORK	MT				
MUTTON,GOAT, & LAMB	MT				
POULTRY & PRODUCTS	NA	---	---		
DAIRY PRODUCTS	NA	---	---		
NONFAT DRY MILK	MT				
CHEESE	MT				
CASEIN AND MIXTURES	MT				
FATS OILS AND GREASES	MT				
HIDES AND SKINS	NA	---	---		
SHEEP & LAMB SKINS	MT				
FURSKINS	NA	---	---		
WOOL-UNMFD,EX FREE	MT				
SAUSAGE CASINGS	NA	---	---		
OTHER ANIMAL PRODUCTS	NA	---	---		

COMMODITY GROUP	UNIT	QUANTITY 1978	QUANTITY 1979	VALUE 1978 $1,000	VALUE 1979 $1,000
VEGETABLE PRODUCTS	NA	---	---	13	0
GRAINS AND PREPS	NA	---	---		
WHEAT-EX SEED,FD	MT				
BARLEY	MT				
BISCUITS,WAFERS	MT				
FRUITS AND PREPS	NA	---	---		
FRESH OR FROZEN	MT				
STRAWBERRIES	MT				
PREPARED OR PRES	MT				
PINEAPPLES	MT				
FRUIT JUICES	MLT				
NUTS AND PREPS	NA	---	---	13	0
VEGETABLES AND PREPS	NA	---	---		
FRESH OR FROZEN	NA	---	---		
TOMATOES	MT				
PREPARED OR PRES	NA	---	---		
OLIVES	MLT				
MUSHROOMS,CANNED	MT				
HOPS & EXTRACT FD	MT				
SUGAR AND REL PRODS	NA	---	---		
SUGAR-CANE,BEET	MT				
MOLASSES INEDTBLE	MLT				
CONFECTIONERY PRODS	MT				
SPICES	MT				
TOBACCO,UNMFD	MT				
TOBACCO-FILLER	MT				
TOBACCO-SCRAP	MT				
BEVERAGES EX FR JUICE	MLT				
WINE	MLT				
MALT BEVERAGES	MLT				
FEEDS & FODDERS	NA	---	---		
OILSEEDS AND PRODS	NA	---	---		
OILSEEDS & OILNUTS	MT				
FLAXSEED	MT				
SESAME SEED	MT				
OILS AND WAXES-VEG	MT				
CASTOR OIL	MT				
COCONUT OIL	MT				
OLIVE OIL	MT				
PALM OIL	MT				
PALM KERNEL OIL	MT				
OILCAKE AND MEAL	MT				
COTTON,EX LINTERS	MT				
COTTON LINTERS	MT				
SEEDS,FIELD & GARDEN	NA	---	---		
NURSERY STOCK	NA	---	---		
OTHER VEG PRODUCTS	NA	---	---		

TABLE 2--U.S. AGRICULTURAL IMPORTS: QUANTITY AND VALUE, COUNTRY BY COMMODITY GROUP, FISCAL YEARS 1978 AND 1979

COUNTRY AND COMMODITY GROUP	UNIT	QUANTITY 1978	QUANTITY 1979	VALUE 1978 $1,000	VALUE 1979 $1,000
783 TANZANIA		---	---	76664	43125
COMPLEMENTARY	NA	---	---	72162	36836
BANANAS-FRESH	MT				
PLANTAINS-FRESH	MT				
COFFEE-GREEN	MT	21147	11555	67077	32133
COFFEE-ROASTED	MT				
COFFEE-SOLUBLE,EXTRACTS	MT	0	0	0	0
COCOA BEANS	MT				
COCOA BUTTER	MT				
COCOA-CAKE,POWDER,ETC	MT				
CHOCOLATE PREPARATIONS	MT				
TEA-CRUDE OR PREPARED	MT	678	466	996	703
SPICES	MT	281	60	1736	436
ALLIED GUMS	MT				
RUBBER-CRUDE	MT				
RUBBER-LATEX	MT				
RUBBER-DRY FORM	MT				
SILK-RAW	MT				
WOOL-UNMFD,FREE	MT				
FIBERS-EX COTTON,JUTE	MT	834	511	913	248
OILS-ESSENTIAL	MT	32	6	103	29
DRUGS	MT	95	81	1837	3286
OTHER COMPLEMENTARY	NA	---	---		
SUPPLEMENTARY	NA	---	---	4502	6290
ANIMALS & ANIMAL PRODS	NA	---	---	1	7
ANIMALS-LIVE,EX PLTRY	NA	---	---		
CATTLE-DUTIABLE	HEAD				
MEATS AND MEAT PRODS	MT				
MEATS-P,L,&B-482	MT				
MEATS-FRESH,FROZEN	MT				
BEEF AND VEAL	MT				
PORK	MT				
MEATS-PREP,PRES	MT				
BEEF AND VEAL	MT				
PORK	MT				
MUTTON,GOAT, & LAMB	MT				
POULTRY & PRODUCTS	NA	---	---		
DAIRY PRODUCTS	NA	---	---		
NONFAT DRY MILK	MT				
CHEESE	MT				
CASEIN AND MIXTURES	MT				
FATS OILS AND GREASES	MT	0	0	1	0
HIDES AND SKINS	NA	---	---		
SHEEP & LAMB SKINS	MT				
FURSKINS	NA	---	---		
WOOL-UNMFD,EX FREE	MT				
SAUSAGE CASINGS	NA	---	---		
OTHER ANIMAL PRODUCTS	NA	---	---	0	7
VEGETABLE PRODUCTS	NA	---	---	4501	6283
GRAINS AND PREPS	NA	---	---	0	1
WHEAT-EX SEED,FD	MT				
BARLEY	MT				
BISCUITS,WAFERS	MT				
FRUITS AND PREPS	NA	---	---		
FRESH OR FROZEN	MT				
STRAWBERRIES	MT				
PREPARED OR PRES	MT				
PINEAPPLES	MT				
FRUIT JUICES	MLT				
NUTS AND PREPS	NA	---	---	4845	5863
VEGETABLES AND PREPS	NA	---	---	36	53
FRESH OR FROZEN	NA	---	---	0	1
TOMATOES	MT				
PREPARED OR PRES	NA	---	---	36	52
OLIVES	MLT				
MUSHROOMS,CANNED	MT				
MAPS & EXTRACT EQ	MT				
SUGAR AND NEL PRODS	NA	---	---	0	315
SUGAR-CANE,BEET	MT				
MOLASSES INEDIBLE	MLT	0	5	0	313
CONFECTIONERY PRODS	MT	1	0	0	0
SPICES	MT				
TOBACCO,UNMFD	MT	0	0	0	0
TOBACCO-FILLER	MT				
TOBACCO-SCRAP	MT	0	0	0	0
BEVERAGES EX FR JUICE	MLT				
WINE	MLT				
MALT BEVERAGES	MLT				
FEEDS & FODDERS	NA	---	---		
OILSEEDS AND PRODS	NA	---	---	0	51
OILSEEDS & OILNUTS	MT				
FLAXSEED	MT				
SESAME SEED	MT				
OILS AND WAXES-VEG	MT	0	87	0	51
CASTOR OIL	MT				
COCONUT OIL	MT				
OLIVE OIL	MT				
PALM OIL	MT				
PALM KERNEL OIL	MT				
OILCAKE AND MEAL	MT				
COTTON,EX LINTERS	MT				
COTTON LINTERS	MT				
SEEDS,FIELD & GARDEN	NA	---	---	0	2
NURSERY STOCK	NA	---	---		
OTHER VEG PRODUCTS	NA	---	---	16	0

TABLE 2 --U.S. AGRICULTURAL IMPORTS: QUANTITY AND VALUE, COUNTRY BY COMMODITY GROUP, FISCAL YEARS 1978 AND 1979

COUNTRY AND COMMODITY GROUP	UNIT	QUANTITY 1978	QUANTITY 1979	VALUE 1978 $1,000	VALUE 1979 $1,000
785 MAURITIUS		---	---	15742	10284
COMPLEMENTARY	NA	---	---		
BANANAS-FRESH	MT				
PLANTAINS-FRESH	MT				
COFFEE-GREEN	MT				
COFFEE-ROASTED	MT				
COFFEE-SOLUBLE,EXTRACTS	MT				
COCOA BEANS	MT				
COCOA BUTTER	MT				
COCOA-CAKE,POWDER,ETC	MT				
CHOCOLATE PREPARATIONS	MT				
TEA-CRUDE OR PREPARED	MT				
SPICES	MT				
ALLIED GUMS	MT				
RUBBER-CRUDE	MT				
RUBBER-LATEX	MT				
RUBBER-DRY FORM	MT				
SILK-RAW	MT				
WOOL-UNMFD,FREE	MT				
FIBERS-EX COTTON,JUTE	MT				
OILS-ESSENTIAL	MT				
DRUGS	MT				
OTHER COMPLEMENTARY	NA	---	---		
SUPPLEMENTARY	NA	---	---	15742	10284
ANIMALS & ANIMAL PRODS	NA	---	---		
ANIMALS-LIVE,EX PLTRY	NA	---	---		
CATTLE-DUTIABLE	HEAD				
MEATS AND MEAT PRODS	MT				
MEATS-P,L,RB-BR2	MT				
MEATS-FRESH,FROZEN	MT				
BEEF AND VEAL	MT				
PORK	MT				
MEATS-PREP,PRES	MT				
BEEF AND VEAL	MT				
PORK	MT				
MUTTON,GOAT, & LAMB	MT				
POULTRY & PRODUCTS	NA	---	---		
DAIRY PRODUCTS	NA	---	---		
NONFAT DRY MILK	MT				
CHEESE	MT				
CASEIN AND MIXTURES	MT				
FATS OILS AND GREASES	MT				
HIDES AND SKINS	NA	---	---		
SHEEP & LAMB SKINS	MT				
FURSKINS	NA	---	---		
WOOL-UNMD,EX FREE	MT				
SAUSAGE CASINGS	NA	---	---		
OTHER ANIMAL PRODUCTS	NA	---	---		
VEGETABLE PRODUCTS	NA	---	---	15742	10284
GRAINS AND PREPS	NA	---	---		
WHEAT-EX SEED,FD	MT				
BARLEY	MT				
BISCUITS,WAFERS	MT				
FRUITS AND PREPS	NA	---	---		
FRESH OR FROZEN	MT				
STRAWBERRIES	MT				
PREPARED OR PRES	MT				
PINEAPPLES	MT				
FRUIT JUICES	MLT				
NUTS AND PREPS	NA	---	---		
VEGETABLES AND PREPS	NA	---	---		
FRESH OR FROZEN	NA	---	---		
TOMATOES	MT				
PREPARED OR PRES	NA	---	---		
OLIVES	MLT				
MUSHROOMS,CANNED	MT				
HOPS & EXTRACT FD	MT				
SUGAR AND REL PRODS	NA	---	---	15742	10282
SUGAR-CANE,BEET	MT	47544	31880	13934	8601
MOLASSES INEDIBLE	MLT	51	31	1808	1681
CONFECTIONERY PRODS	MT				
SPICES	MT				
TOBACCO,UNMFD	MT				
TOBACCO-STEMS	MT				
TOBACCO-SCRAP	MT				
BEVERAGES EX FD JUICE	MLT				
WINE	MLT				
MALT BEVERAGES	MLT				
FEEDS & FODDERS	NA	---	---		
OILSEEDS AND PRODS	NA	---	---		
OILSEEDS & OILNUTS	MT				
FLAXSEED	MT				
SESAME SEED	MT				
OILS AND WAXES-VEG	MT				
CASTOR OIL	MT				
COCONUT OIL	MT				
OLIVE OIL	MT				
PALM OIL	MT				
PALM KERNEL OIL	MT				
OILCAKE AND MEAL	MT				
COTTON,EX LINTERS	MT				
COTTON LINTERS	MT				
SEEDS,FIELD & GARDEN	NA	---	---		
NURSERY STOCK	NA	---	---	0	2
OTHER VEG PRODUCTS	NA	---	---		

TABLE 2--U.S. AGRICULTURAL IMPORTS: QUANTITY AND VALUE, COUNTRY BY COMMODITY GROUP, FISCAL YEARS 1978 AND 1979

COUNTRY AND COMMODITY GROUP	UNIT	QUANTITY 1978	QUANTITY 1979	VALUE 1978 $1,000	VALUE 1979 $1,000
787 MOZAMBIQUE		---	---	42945	36609
COMPLEMENTARY	NA	---	---	1808	1568
BANANAS-FRESH	MT				
PLANTAINS-FRESH	MT				
COFFEE-GREEN	MT	15	0	58	0
COFFEE-ROASTED	MT				
COFFEE-SOLUBLE,EXTRACTS	MT				
COCOA BEANS	MT				
COCOA BUTTER	MT				
COCOA-CAKE,POWDER,ETC	MT				
CHOCOLATE PREPARATIONS	MT				
TEA-CRUDE OR PREPARED	MT	1035	1225	1744	1281
SPICES	MT	0	R	6	57
ALLIED GUMS	MT				
RUBBER-CRUDE	MT				
RUBBER-LATEX	MT				
RUBBER-DRY FORM	MT				
SILK-RAW	MT				
WOOL-UNMFD,FREE	MT				
FIBERS-EX COTTON,JUTE	MT	0	600	0	229
OILS-ESSENTIAL	MT				
DRUGS	MT				
OTHER COMPLEMENTARY	NA	---	---		
SUPPLEMENTARY	NA	---	---	41137	35041
ANIMALS & ANIMAL PRODS	NA	---	---		
ANIMALS-LIVE,EX POLTRY	NA	---	---		
CATTLE-DUTIABLE	NO				
MEATS AND MEAT PRODS	MT				
MEATS-P,L,AB-BR2	MT				
MEATS-FRESH,FROZEN	MT				
BEEF AND VEAL	MT				
PORK	MT				
MEATS-PREP,PRES	MT				
BEEF AND VEAL	MT				
PORK	MT				
MUTTON,GOAT, & LAMB	MT				
POULTRY & PRODUCTS	NA	---	---		
DAIRY PRODUCTS	NA	---	---		
NONFAT DRY MILK	MT				
CHEESE	MT				
CASEIN AND MIXTURES	MT				
FATS OILS AND GREASES	MT				
HIDES AND SKINS	NA	---	---		
SHEEP & LAMB SKINS	MT				
FURSKINS	NA	---	---		
WOOL-UNMFD,EX FREE	MT				
SAUSAGE CASINGS	NA	---	---		
OTHER ANIMAL PRODUCTS	NA	---	---		
VEGETABLE PRODUCTS	NA	---	---	41137	35041
GRAINS AND PREPS	NA	---	---		
WHEAT-EX SEED,FD	MT				
BARLEY	MT				
BISCUITS,WAFERS	MT				
FRUITS AND PREPS	NA	---	---		
FRESH OR FROZEN	MT				
STRAWBERRIES	MT				
PREPARED OR PRES	MT				
PINEAPPLES	MT				
FRUIT JUICES	MLT				
NUTS AND PREPS	NA	---	---	33922	23696
VEGETABLES AND PREPS	NA	---	---	99	0
FRESH OR FROZEN	NA	---	---		
TOMATOES	MT				
PREPARED OR PRES	NA	---	---	99	0
OLIVES	MLT				
MUSHROOMS,CANNED	MT				
HOPS & EXTRACT EQ	MT				
SUGAR AND REL PRODS	NA	---	---	7134	11177
SUGAR-CANE,BEET	MT	30535	50632	6907	10497
MOLASSES INEDIBLE	MLT	7	7	227	680
CONFECTIONERY PRODS	MT				
SPICES	MT				
TOBACCO,UNMFD	MT	99	65	33	146
TOBACCO-FILLER	MT	88	10	31	24
TOBACCO-SCRAP	MT	1	55	2	123
BEVERGES EX FR JUICE	MLT				
WINE	MLT				
MALT BEVERAGES	MLT				
FEEDS & FODDERS	NA	---	---		
OILSEDS AND PRODS	NA	---	---	0	19
OILSEEDS & OILNUTS	MT				
FLAXSEED	MT				
SESAME SEED	MT				
OILS AND WAXES-VEG	MT	0	16	0	19
CASTOR OIL	MT				
COCONUT OIL	MT				
OLIVE OIL	MT				
PALM OIL	MT				
PALM KERNEL OIL	MT				
OILCAKE AND MEAL	MT				
COTTON,EX LINTERS	MT				
COTTON LINTERS	MT				
SEEDS,FIELD & GARDEN	NA	---	---		
NURSERY STOCK	NA	---	---		
OTHER VEG PRODUCTS	NA	---	---		

Reproduced from best available copy.

TABLE 2--U.S. AGRICULTURAL IMPORTS: QUANTITY AND VALUE, COUNTRY BY COMMODITY GROUP, FISCAL YEARS 1978 AND 1979

COUNTRY AND COMMODITY GROUP	UNIT	QUANTITY 1978	QUANTITY 1979	VALUE 1978 $1,000	VALUE 1979 $1,000
788 MALAGASY REPUBLIC		---	---	104126	73676
COMPLEMENTARY	NA	---	---	104089	68788
BANANAS-FRESH	MT				
PLANTAINS-FRESH	MT				
COFFEE-GREEN	MT	20488	15419	81284	45023
COFFEE-ROASTED	MT				
COFFEE-SOLUBLE,EXTRACTS	MT				
COCOA BEANS	MT				
COCOA BUTTER	MT				
COCOA-CAKE,POWDER,ETC	MT				
CHOCOLATE PREPARATIONS	MT				
TEA-CRUDE OR PREPARED	MT				
SPICES	MT	1178	1209	17934	21184
ALLIED GUMS	MT				
RUBBER-CRUDE	MT				
RUBBER-LATEX	MT				
RUBBER-DRY FORM	MT				
SILK-RAW	MT				
WOOL-UNMFD,FREE	MT				
FIBERS-EX COTTON,JUTE	MT	124	154	113	163
OILS-ESSENTIAL	MT	241	393	1522	2418
DRUGS	MT				
OTHER COMPLEMENTARY	NA	---	---	3236	0
SUPPLEMENTARY	NA	---	---	36	4888
ANIMALS & ANIMAL PRODS	NA	---	---		
ANIMALS-LIVE,EX PLTRY	NA	---	---		
CATTLE-DUTTABLE	NMB				
MEATS AND MEAT PRODS	MT				
MEATS-P,L,AB-482	MT				
MEATS-FRESH,FROZEN	MT				
BEEF AND VEAL	MT				
PORK	MT				
MEATS-PREP,PRES	MT				
BEEF AND VEAL	MT				
PORK	MT				
MUTTON,GOAT, & LAMB	MT				
POULTRY & PRODUCTS	NA	---	---		
DAIRY PRODUCTS	NA	---	---		
NONFAT DRY MILK	MT				
CHEESE	MT				
CASEIN AND MIXTURES	MT				
FATS OILS AND GREASES	MT				
HIDES AND SKINS	NA	---	---		
SHEEP & LAMB SKINS	MT				
FURSKINS	NA	---	---		
WOOL-UNMD,EX FREE	MT				
SAUSAGE CASINGS	NA	---	---		
OTHER ANIMAL PRODUCTS	NA	---	---		
VEGETABLE PRODUCTS	NA	---	---	36	4888
GRAINS AND PREPS	NA	---	---		
WHEAT,EX SEED,FD	MT				
BARLEY	MT				
BISCUITS,WAFERS	MT				
FRUITS AND PREPS	NA	---	---		
FRESH OR FROZEN	MT				
STRAWBERRIES	MT				
PREPARED OR PRES	MT				
PINEAPPLES	MT				
FRUIT JUICES	MLT				
NUTS AND PREPS	NA	---	---		
VEGETABLES AND PREPS	NA	---	---	0	0
FRESH OR FROZEN	NA	---	---		
TOMATOES	MT				
PREPARED OR PRES	NA	---	---	0	0
OLIVES	MLT				
MUSHROOMS,CANNED	MT				
MAPS & EXTRACT EU	MT				
SUGAR AND REL PRODS	NA	---	---	0	4860
SUGAR-CANE,BEET	MT	0	24841	0	4860
MOLASSES INEDIBLE	MLT				
CONFECTIONERY PRODS	MT				
SPICES	MT	0	1	0	4
TOBACCO,UNMFD	MT				
TOBACCO-FILLER	MT				
TOBACCO-SCRAP	MT				
BEVERAGES EX FR JUICE	MLT				
WINE	MLT				
MALT BEVERAGES	MLT				
FEEDS & FODDERS	NA	---	---		
OILSEEDS AND PRODS	NA	---	---		
OILSEEDS & OILNUTS	MT				
FLAXSEED	MT				
SESAME SEED	MT				
OILS AND WAXES-VEG	MT				
CASTOR OIL	MT				
COCONUT OIL	MT				
OLIVE OIL	MT				
PALM OIL	MT				
PALM KERNEL OIL	MT				
OILCAKE AND MEAL	MT				
COTTON,EX LINTERS	MT				
COTTON LINTERS	MT				
SEEDS,FIELD & GARDEN	NA	---	---		
NURSERY STOCK	NA	---	---	2	0
OTHER VEG PRODUCTS	NA	---	---	31	24

TABLE 2--U.S. AGRICULTURAL IMPORTS: QUANTITY AND VALUE, COUNTRY BY COMMODITY GROUP, FISCAL YEARS 1978 AND 1979

COUNTRY AND COMMODITY GROUP	UNIT	QUANTITY 1978	QUANTITY 1979	VALUE 1978 $1,000	VALUE 1979 $1,000
789 COMOROS					
COMPLEMENTARY	NA	---	---	2105	1031
BANANAS-FRESH	MT				
PLANTAINS-FRESH	MT				
COFFEE-GREEN	MT				
COFFEE-ROASTED	MT				
COFFEE-SOLUBLE,EXTRACTS	MT				
COCOA BEANS	MT				
COCOA BUTTER	MT				
COCOA-CAKE,POWDER,ETC	MT				
CHOCOLATE PREPARATIONS	MT				
TEA-CRUDE OR PREPARED	MT				
SPICES	MT	87	27	1954	1152
ALLIED GUMS	MT				
RUBBER-CRUDE	MT				
RUBBER-LATEX	MT				
RUBBER-DRY FORM	MT				
SILK-RAW	MT				
WOOL-UNMFD,FREE	MT				
FIBERS-EX COTTON,JUTE	MT				
OILS-ESSENTIAL	MT	3	11	191	279
DRUGS	MT				
OTHER COMPLEMENTARY	NA	---	---		
SUPPLEMENTARY	NA	---	---		
ANIMALS & ANIMAL PRODS	NA	---	---		
ANIMALS-LIVE,EX PLTRY	NA	---	---		
CATTLE-DUTIABLE	NUM				
MEATS AND MEAT PRODS	MT				
MEATS-P.L.480	MT				
MEATS-FRESH,FROZEN	MT				
BEEF AND VEAL	MT				
PORK	MT				
MEATS-PREP,PRES	MT				
BEEF AND VEAL	MT				
PORK	MT				
MUTTON,GOAT, & LAMB	MT				
POULTRY & PRODUCTS	NA	---	---		
DAIRY PRODUCTS	NA	---	---		
NONFAT DRY MILK	MT				
CHEESE	MT				
CASEIN AND MIXTURES	MT				
FATS OILS AND GREASES	MT				
HIDES AND SKINS	NA	---	---		
SHEEP & LAMB SKINS	MT				
FURSKINS	NA	---	---		
WOOL-UNMD,EX FREE	MT				
SAUSAGE CASINGS	NA	---	---		
OTHER ANIMAL PRODUCTS	NA	---	---		
VEGETABLE PRODUCTS	NA	---	---		
GRAINS AND PREPS	NA	---	---		
WHEAT-EX SEED,FD	MT				
BARLEY	MT				
BISCUITS,WAFERS	MT				
FRUITS AND PREPS	NA	---	---		
FRESH OR FROZEN	MT				
STRAWBERRIES	MT				
PREPARED OR PRES	MT				
PINEAPPLES	MT				
FRUIT JUICES	MLT				
NUTS AND PREPS	NA	---	---		
VEGETABLES AND PREPS	NA	---	---		
FRESH OR FROZEN	NA	---	---		
TOMATOES	MT				
PREPARED OR PRES	NA	---	---		
OLIVES	MLT				
MUSHROOMS,CANNED	MT				
HOPS & EXTRACT FD	MT				
SUGAR AND RFL PRODS	NA	---	---		
SUGAR-CANE,BEET	MT				
MOLASSES INEDIBLE	MLT				
CONFECTIONERY PRODS	MT				
SPICES	MT				
TOBACCO,UNMFD	MT				
TOBACCO-FILLER	MT				
TOBACCO-SCRAP	MT				
BEVERAGES EX FR JUICE	MLT				
WINE	MLT				
MALT BEVERAGES	MLT				
FEEDS & FODDERS	NA	---	---		
OILSEEDS AND PRODS	NA	---	---		
OILSEEDS & OILNUTS	MT				
FLAXSEED	MT				
SESAME SEED	MT				
OILS AND WAXES-VEG	MT				
CASTOR OIL	MT				
COCONUT OIL	MT				
OLIVE OIL	MT				
PALM OIL	MT				
PALM KERNEL OIL	MT				
OILCAKE AND MEAL	MT				
COTTON,EX LINTERS	MT				
COTTON LINTERS	MT				
SEEDS,FIELD & GARDEN	NA	---	---		
NURSERY STOCK	NA	---	---		
OTHER VEG PRODUCTS	NA	---	---		

TABLE 2--U.S. AGRICULTURAL IMPORTS: QUANTITY AND VALUE, COUNTRY BY COMMODITY GROUP, FISCAL YEARS 1978 AND 1979

COUNTRY AND COMMODITY GROUP	UNIT	QUANTITY 1978	QUANTITY 1979	VALUE 1978 $1,000	VALUE 1979 $1,000
790 FRENCH INDIAN OC AREAS		---	---	837	1491
COMPLEMENTARY	NA	---	---	837	1491
BANANAS-FRESH	MT				
PLANTAINS-FRESH	MT				
COFFEE-GREEN	MT				
COFFEE-ROASTED	MT				
COFFEE-SOLUBLE,EXTRACTS	MT				
COCOA BEANS	MT				
COCOA BUTTER	MT				
COCOA-CAKE,POWDER,ETC	MT				
CHOCOLATE PREPARATIONS	MT				
TEA-CRUDE OR PREPARED	MT				
SPICES	MT				
ALLIED GUMS	MT				
RUBBER-CRUDE	MT				
RUBBER-LATEX	MT				
RUBBER-DRY FORM	MT				
SILK-RAW	MT				
WOOL-UNMFD,FREE	MT				
FIBERS-EX COTTON,JUTE	MT				
OILS-ESSENTIAL	MT	12	19	837	1491
DRUGS	MT				
OTHER COMPLEMENTARY	NA	---	---		
SUPPLEMENTARY	NA	---	---		
ANIMALS & ANIMAL PRODS	NA	---	---		
ANIMALS-LIVE,EX POTHY	NA	---	---		
CATTLE-DUTTABLE	NMB				
MEATS AND MEAT PRODS	MT				
MEATS-P.L.88-482	MT				
MEATS-FRESH,FROZEN	MT				
BEEF AND VEAL	MT				
PORK	MT				
MEATS-PREP,PRES	MT				
BEEF AND VEAL	MT				
PORK	MT				
MUTTON,GOAT, & LAMB	MT				
POULTRY & PRODUCTS	NA	---	---		
DAIRY PRODUCTS	NA	---	---		
NONFAT DRY MILK	MT				
CHEESE	MT				
CASEIN AND MIXTURES	MT				
FATS OILS AND GREASES	MT				
HIDES AND SKINS	NA	---	---		
SHEEP & LAMB SKINS	MT				
FURSKINS	NA	---	---		
WOOL-UNMD,EX FREE	MT				
SAUSAGE CASINGS	NA	---	---		
OTHER ANIMAL PRODUCTS	NA	---	---		
VEGETABLE PRODUCTS	NA	---	---		
GRAINS AND PREPS	NA	---	---		
WHEAT-EX SEED,FD	MT				
BARLEY	MT				
BISCUITS,WAFERS	MT				
FRUITS AND PREPS	NA	---	---		
FRESH OR FROZEN	MT				
STRAWBERRIES	MT				
PREPARED OR PRES	MT				
PINEAPPLES	MT				
FRUIT JUICES	MLT				
NUTS AND PREPS	NA	---	---		
VEGETABLES AND PREPS	NA	---	---		
FRESH OR FROZEN	NA	---	---		
TOMATOES	MT				
PREPARED OR PRES	NA	---	---		
OLIVES	MLT				
MUSHROOMS,CANNED	MT				
HOPS & EXTRACT FD	MT				
SUGAR AND RFL PRODS	NA	---	---		
SUGAR-CANE,BEET	MT				
MOLASSES INEDIBLE	MLT				
CONFECTIONERY PRODS	MT				
SPICES	MT				
TOBACCO,UNMFD	MT				
TOBACCO-FILLER	MT				
TOBACCO-SCRAP	MT				
BEVERGES EX FR JUICE	MLT				
WINE	MLT				
MALT BEVERAGES	MLT				
FEEDS & FODDERS	NA	---	---		
OILSEDS AND PRODS	NA	---	---		
OILSEDS & OILNUTS	MT				
FLAXSEED	MT				
SESAME SEED	MT				
OILS AND WAXES-VEG	MT				
CASTOR OIL	MT				
COCONUT OIL	MT				
OLIVE OIL	MT				
PALM OIL	MT				
PALM KERNEL OIL	MT				
OILCAKE AND MEAL	MT				
COTTON,EX LINTERS	MT				
COTTON LINTERS	MT				
SEEDS,FIELD & GARDEN	NA	---	---		
NURSERY STOCK	NA	---	---		
OTHER VEG PRODUCTS	NA	---	---		

TABLE 2 -U.S. AGRICULTURAL IMPORTS: QUANTITY AND VALUE, COUNTRY BY COMMODITY GROUP, FISCAL YEARS 1978 AND 1979

COUNTRY AND COMMODITY GROUP	UNIT	QUANTITY 1978	QUANTITY 1979	VALUE 1978 $1,000	VALUE 1979 $1,000
791 REPUBLIC OF SOUTH AFRICA		---	---	25590	32389
COMPLEMENTARY	NA	---	---	2458	1790
BANANAS-FRESH	MT				
PLANTAINS-FRESH	MT				
COFFEE-GREEN	MT	53	130	217	410
COFFEE-ROASTED	MT	35	0	166	0
COFFEE-SOLUBLE,EXTRACTS	MT				
COCOA BEANS	MT	521	0	1114	0
COCOA BUTTER	MT				
COCOA-CAKE,POWDER,ETC	MT				
CHOCOLATE PREPARATIONS	MT	22	19	15	16
TEA-CRUDE OR PREPARED	MT	114	166	182	299
SPICES	MT	0	20	1	37
ALLIED GUMS	MT				
RUBBER-CRUDE	MT				
RUBBER-LATEX	MT				
RUBBER-DRY FORM	MT				
SILK-RAW	MT				
WOOL-UNMFD,FREE	MT	169	150	184	277
FIBERS-EX COTTON,JUTE	MT				
OILS-ESSENTIAL	MT	2	5	144	178
DRUGS	MT	36	26	382	543
OTHER COMPLEMENTARY	NA	---	---	34	29
SUPPLEMENTARY	NA	---	---	23132	30550
ANIMALS & ANIMAL PRODS	NA	---	---	4407	5335
ANIMALS-LIVE,EX PLTRY	NA	---	---	0	47
CATTLE-DUTIABLE	NO				
MEATS AND MEAT PRODS	MT				
MEATS-P.L.,AB-AR2	MT				
MEATS-FRESH,FROZEN	MT				
BEEF AND VEAL	MT				
PORK	MT				
MEATS-PREP,PRES	MT				
BEEF AND VEAL	MT				
PORK	MT				
MUTTON,GOAT, & LAMB	MT				
POULTRY & PRODUCTS	NA	---	---	1421	1238
DAIRY PRODUCTS	NA	---	---	475	0
NONFAT DRY MILK	MT				
CHEESE	MT	366	0	475	0
CASEIN AND MIXTURES	MT				
FATS OILS AND GREASES	MT	0	27	0	7
HIDES AND SKINS	NA	---	---	3716	2623
SHEEP & LAMB SKINS	MT	691	422	3459	2557
FURSKINS	NA	---	---	57	1
WOOL-UNMD,EX FREE	MT	119	257	359	1078
SAUSAGE CASINGS	NA	---	---	183	46
OTHER ANIMAL PRODUCTS	NA	---	---	253	295
VEGETABLE PRODUCTS	NA	---	---	16725	35224
GRAINS AND PREPS	NA	---	---	12	52
WHEAT-EX SEED,FD	MT				
BARLEY	MT				
BISCUITS,WAFERS	MT				
FRUITS AND PREPS	NA	---	---	6794	11492
FRESH OR FROZEN	MT	8525	8040	1297	1759
STRAWBERRIES	MT				
PREPARED OR PRES	MT	2761	4379	1502	2796
PINEAPPLES	MT	2852	3849	1004	2032
FRUIT JUICES	MLT	17751	24402	3995	6937
NUTS AND PREPS	NA	---	---	285	260
VEGETABLES AND PREPS	NA	---	---	10	49
FRESH OR FROZEN	NA	---	---	0	0
TOMATOES	MT				
PREPARED OR PRES	NA	---	---	10	42
OLIVES	MLT				
MUSHROOMS,CANNED	MT	2	11	4	20
HOPS & EXTRACT FD	MT				
SUGAR AND REL PRODS	NA	---	---	7832	17007
SUGAR-CANE,BEET	MT	32985	61568	5794	10620
MOLASSES INFOTBLE	MLT	42	87	1102	5048
CONFECTIONERY PRODS	MT	1155	1295	937	1229
SPICES	MT	0	10	0	15
TOBACCO,UNMFD	MT	1	1276	2	3294
TOBACCO-FILLER	MT	1	768	2	1618
TOBACCO-SCRAP	MT	0	430	0	1650
BEVERAGES EX FR JUICE	MLT	6	85	5	133
WINE	MLT	1	85	2	133
MALT BEVERAGES	MLT	5	0	3	0
FEEDS & FODDERS	NA	---	---	69	405
OILSEDS AND PRODS	NA	---	---	155	370
OILSEEDS & OILNUTS	MT	201	306	97	214
FLAXSEED	MT				
SESAME SEED	MT				
OILS AND WAXES-VEG	MT	20	45	58	157
CASTOR OIL	MT				
COCONUT OIL	MT				
OLIVE OIL	MT				
PALM OIL	MT				
PALM KERNEL OIL	MT				
OILCAKE AND MEAL	MT				
COTTON,EX LINTERS	MT	0	0	0	0
COTTON LINTERS	MT				
SEEDS,FIELD & GARDEN	NA	---	---	439	1170
NURSERY STOCK	NA	---	---	426	533
OTHER VEG PRODUCTS	NA	---	---	294	803

Reproduced from best available copy.

TABLE 2 --U.S. AGRICULTURAL IMPORTS-- QUANTITY AND VALUE, COUNTRY BY COMMODITY GROUP, FISCAL YEARS 1978 AND 1979

COUNTRY AND COMMODITY GROUP	UNIT	QUANTITY 1978	QUANTITY 1979	VALUE 1978 $1,000	VALUE 1979 $1,000
792 NAMIBIA		---	---	50	327
COMPLEMENTARY	NA	---	---		
BANANAS-FRESH	MT				
PLANTAINS-FRESH	MT				
COFFEE-GREEN	MT				
COFFEE-ROASTED	MT				
COFFEE-SOLUBLE,EXTRACTS	MT				
COCOA BEANS	MT				
COCOA BUTTER	MT				
COCOA-CAKE,POWDER,ETC	MT				
CHOCOLATE PREPARATIONS	MT				
TEA-CRUDE OR PREPARED	MT				
SPICES	MT				
ALLIED GUMS	MT				
RUBBER-CRUDE	MT				
RUBBER-LATEX	MT				
RUBBER-DRY FORM	MT				
SILK-RAW	MT				
WOOL-UNMFD,FREE	MT				
FIBERS-EX COTTON,JUTE	MT				
OILS-ESSENTIAL	MT				
DRUGS	MT				
OTHER COMPLEMENTARY	NA	---	---		
SUPPLEMENTARY	NA	---	---	50	327
ANIMALS & ANIMAL PRODS	NA	---	---	50	327
ANIMALS-LIVE,EX PLTRY	NA	---	---		
CATTLE-DUTIABLE	NNO				
MEATS AND MEAT PRODS	MT				
MEATS-P,L,&S-HR2	MT				
MEATS-FRESH,FROZEN	MT				
BEEF AND VEAL	MT				
PORK	MT				
MEATS-PREP,PRES	MT				
BEEF AND VEAL	MT				
PORK	MT				
MUTTON,GOAT, & LAMB	MT				
POULTRY & PRODUCTS	NA	---	---		
DAIRY PRODUCTS	NA	---	---		
NONFAT DRY MILK	MT				
CHEESE	MT				
CASEIN AND MIXTURES	MT				
FATS OILS AND GREASES	MT				
HIDES AND SKINS	NA	---	---	49	323
SHEEP & LAMB SKINS	MT	0	43	0	310
FURSKINS	NA	---	---	42	3
WOOL-UNMD,EX FREE	MT				
SAUSAGE CASINGS	NA	---	---		
OTHER ANIMAL PRODUCTS	NA	---	---	1	8

COMMODITY GROUP	UNIT	QUANTITY 1978	QUANTITY 1979	VALUE 1978 $1,000	VALUE 1979 $1,000
VEGETABLE PRODUCTS	NA	---	---		
GRAINS AND PREPS	NA	---	---		
WHEAT,EX SEED,ED	MT				
BARLEY	MT				
BISCUITS,WAFERS	MT				
FRUITS AND PREPS	NA	---	---		
FRESH OR FROZEN	MT				
STRAWBERRIES	MT				
PREPARED OR PRES	MT				
PINEAPPLES	MT				
FRUIT JUICES	MLT				
NUTS AND PREPS	NA	---	---		
VEGETABLES AND PREPS	NA	---	---		
FRESH OR FROZEN	NA	---	---		
TOMATOES	MT				
PREPARED OR PRES	NA	---	---		
OLIVES	MLT				
MUSHROOMS,CANNED	MT				
HOPS & EXTRACT FQ	MT				
SUGAR AND REL PRODS	NA	---	---		
SUGAR-CANE,BEET	MT				
MOLASSES EDIBLE	MLT				
CONFECTIONERY PRODS	MT				
SPICES	MT				
TOBACCO,UNMFD	MT				
TOBACCO-FILLER	MT				
TOBACCO-SCRAP	MT				
BEVERAGES EX FR JUICE	MLT				
WINE	MLT				
MALT BEVERAGES	MLT				
FEEDS & FODDERS	NA	---	---		
OILSEEDS AND PRODS	NA	---	---		
OILSEEDS & OILNUTS	MT				
FLAXSEED	MT				
SESAME SEED	MT				
OILS AND WAXES-VEG	MT				
CASTOR OIL	MT				
COCONUT OIL	MT				
OLIVE OIL	MT				
PALM OIL	MT				
PALM KERNEL OIL	MT				
OILCAKE AND MEAL	MT				
COTTON,EX LINTERS	MT				
COTTON LINTERS	MT				
SEEDS,FIELD & GARDEN	NA	---	---		
NURSERY STOCK	NA	---	---		
OTHER VEG PRODUCTS	NA	---	---		

TABLE 2--U.S. AGRICULTURAL IMPORTS: QUANTITY AND VALUE, COUNTRY BY COMMODITY GROUP, FISCAL YEARS 1978 AND 1979

COUNTRY AND COMMODITY GROUP	UNIT	QUANTITY 1978	QUANTITY 1979	VALUE 1978 $1,000	VALUE 1979 $1,000
793 BOTSWANA		---	---	25	10
COMPLEMENTARY	NA	---	---		
BANANAS-FRESH	MT				
PLANTAINS-FRESH	MT				
COFFEE-GREEN	MT				
COFFEE-ROASTED	MT				
COFFEE-SOLUBLE,EXTRACTS	MT				
COCOA BEANS	MT				
COCOA BUTTER	MT				
COCOA-CAKE,POWDER,ETC	MT				
CHOCOLATE PREPARATIONS	MT				
TEA-CRUDE OR PREPARED	MT				
SPICES	MT				
ALLIED GUMS	MT				
RUBBER-CRUDE	MT				
RUBBER-LATEX	MT				
RUBBER-DRY FORM	MT				
SILK-RAW	MT				
WOOL-UNMFD,FREE	MT				
FIBERS-EX COTTON,JUTE	MT				
OILS-ESSENTIAL	MT				
DRUGS	MT				
OTHER COMPLEMENTARY	NA	---	---		
SUPPLEMENTARY	NA	---	---	25	10
ANIMALS & ANIMAL PRODS	NA	---	---	25	10
ANIMALS-LIVE,EX PLTRY	NA	---	---	0	1
CATTLE-DUTTABLE	HEAD				
MEATS AND MEAT PRODS	MT				
MEATS-P,L,RB-482	MT				
MEATS-FRESH,FROZEN	MT				
BEEF AND VEAL	MT				
PORK	MT				
MEATS-PREP,PRES	MT				
BEEF AND VEAL	MT				
PORK	MT				
MUTTON,GOAT, & LAMB	MT				
POULTRY & PRODUCTS	NA	---	---		
DAIRY PRODUCTS	NA	---	---		
NONFAT DRY MILK	MT				
CHEESE	MT				
CASEIN AND MIXTURES	MT				
FATS OILS AND GREASES	MT				
HIDES AND SKINS	NA	---	---	23	8
SHEEP & LAMB SKINS	MT				
FURSKINS	NA	---	---	21	0
WOOL-UNMD,EX FREE	MT				
SAUSAGE CASINGS	NA	---	---		
OTHER ANIMAL PRODUCTS	NA	---	---	2	5
VEGETABLE PRODUCTS	NA	---	---		
GRAINS AND PREPS	NA	---	---		
WHEAT,EX SEED,ED	MT				
BARLEY	MT				
BISCUITS,WAFERS	MT				
FRUITS AND PREPS	NA	---	---		
FRESH OR FROZEN	MT				
STRAWBERRIES	MT				
PREPARED OR PRES	MT				
PINEAPPLES	MT				
FRUIT JUICES	MLT				
NUTS AND PREPS	NA	---	---		
VEGETABLES AND PREPS	NA	---	---		
FRESH OR FROZEN	NA	---	---		
TOMATOES	MT				
PREPARED OR PRES	NA	---	---		
OLIVES	MLT				
MUSHROOMS,CANNED	MT				
HOPS & EXTRACT FG	MT				
SUGAR AND REL PRODS	NA	---	---		
SUGAR-CANE,BEET	MT				
MOLASSES INEDIBLE	MLT				
CONFECTIONERY PRODS	MT				
SPICES	MT				
TOBACCO,UNMFD	MT				
TOBACCO-FILLER	MT				
TOBACCO-SCRAP	MT				
BEVERAGES EX FR JUICE	MLT				
WINE	MLT				
MALT BEVERAGES	MLT				
FEEDS & FODDERS	NA	---	---		
OILSEDS AND PRODS	NA	---	---		
OILSEDS & OILNUTS	MT				
FLAXSEED	MT				
SESAME SEED	MT				
OILS AND WAXES-VEG	MT				
CASTOR OIL	MT				
COCONUT OIL	MT				
OLIVE OIL	MT				
PALM OIL	MT				
PALM KERNEL OIL	MT				
OILCAKE AND MEAL	MT				
COTTON,EX LINTERS	MT				
COTTON LINTERS	MT				
SEEDS,FIELD & GARDEN	NA	---	---		
NURSERY STOCK	NA	---	---		
OTHER VEG PRODUCTS	NA	---	---		

TABLE 2--U.S. AGRICULTURAL IMPORTS: QUANTITY AND VALUE, COUNTRY BY COMMODITY GROUP, FISCAL YEARS 1978 AND 1979

COUNTRY AND COMMODITY GROUP	UNIT	QUANTITY 1978	QUANTITY 1979	VALUE 1978 $1,000	VALUE 1979 $1,000
798 ZAMBIA		---	---	18	228
COMPLEMENTARY	NA	---	---	0	0
BANANAS-FRESH	MT				
PLANTAINS-FRESH	MT				
COFFEE-GREEN	MT				
COFFEE-ROASTED	MT				
COFFEE-SOLUBLE,EXTRACTS	MT				
COCOA BEANS	MT				
COCOA BUTTER	MT				
COCOA-CAKE,POWDER,ETC	MT				
CHOCOLATE PREPARATIONS	MT				
TEA-CRUDE OR PREPARED	MT				
SPICES	MT				
ALLIED GUMS	MT				
RUBBER-CRUDE	MT				
RUBBER-LATEX	MT				
RUBBER-DRY FORM	MT				
SILK-RAW	MT				
WOOL-UNMFD,FREE	MT				
FIBERS-EX COTTON,JUTE	MT				
OILS-ESSENTIAL	MT				
DRUGS	MT				
OTHER COMPLEMENTARY	NA	---	---	0	0
SUPPLEMENTARY	NA	---	---	18	228
ANIMALS & ANIMAL PRODS	NA	---	---	6	2
ANIMALS-LIVE,EX PLTRY	NA	---	---		
CATTLE-DUTIABLE	HEAD				
MEATS AND MEAT PRODS	MT				
MEATS-P.L.88-482	MT				
MEATS-FRESH,FROZEN	MT				
BEEF AND VEAL	MT				
PORK	MT				
MEATS-PREP,PRES	MT				
BEEF AND VEAL	MT				
PORK	MT				
MUTTON,GOAT, & LAMB	MT				
POULTRY & PRODUCTS	NA	---	---		
DAIRY PRODUCTS	NA	---	---		
NONFAT DRY MILK	MT				
CHEESE	MT				
CASEIN AND MIXTURES	MT				
FATS OILS AND GREASES	MT				
HIDES AND SKINS	NA	---	---	6	1
SHEEP & LAMB SKINS	MT				
FURSKINS	NA	---	---	6	0
WOOL-UNMFD,EX FAFE	MT				
SAUSAGE CASINGS	NA	---	---		
OTHER ANIMAL PRODUCTS	NA	---	---	0	1
VEGETABLE PRODUCTS	NA	---	---	13	226
GRAINS AND PREPS	NA	---	---		
WHEAT-EX SEED,ED	MT				
BARLEY	MT				
BISCUITS,WAFERS	MT				
FRUITS AND PREPS	NA	---	---		
FRESH OR FROZEN	MT				
STRAWBERRIES	MT				
PREPARED OR PRES	MT				
PINEAPPLES	MT				
FRUIT JUICES	MLT				
NUTS AND PREPS	NA	---	---		
VEGETABLES AND PREPS	NA	---	---		
FRESH OR FROZEN	NA	---	---		
TOMATOES	MT				
PREPARED OR PRES	NA	---	---		
OLIVES	MLT				
MUSHROOMS,CANNED	MT				
HOPS & EXTRACT EQ	MT				
SUGAR AND REL PRODS	NA	---	---	0	32
SUGAR-CANE,BEET	MT				
MOLASSES INEDIBLE	MLT	0	1	0	32
CONFECTIONERY PRODS	MT				
SPICES	MT				
TOBACCO,UNMFD	MT	13	98	13	194
TOBACCO-FILLER	MT	0	98	0	194
TOBACCO-SCRAP	MT	13	0	13	0
BEVERAGES EX FR JUICE	MLT				
WINE	MLT				
MALT BEVERAGES	MLT				
FEEDS & FODDERS	NA	---	---		
OILSEDS AND PRODS	NA	---	---		
OILSEEDS & OILNUTS	MT				
FLAXSEED	MT				
SESAME SEED	MT				
OILS AND WAXES-VEG	MT				
CASTOR OIL	MT				
COCONUT OIL	MT				
OLIVE OIL	MT				
PALM OIL	MT				
PALM KERNEL OIL	MT				
OILCAKE AND MEAL	MT				
COTTON,EX LINTERS	MT				
COTTON LINTERS	MT				
SEEDS,FIELD & GARDEN	NA	---	---		
NURSERY STOCK	NA	---	---		
OTHER VEG PRODUCTS	NA	---	---		

TABLE 2 --U.S. AGRICULTURAL IMPORTS: QUANTITY AND VALUE, COUNTRY BY COMMODITY GROUP, FISCAL YEARS 1978 AND 1979

COUNTRY AND COMMODITY GROUP	UNIT	QUANTITY 1978	QUANTITY 1979	VALUE 1978 $1,000	VALUE 1979 $1,000
795 SWAZILAND		---	---	16185	13893
COMPLEMENTARY	NA	---	---		
BANANAS-FRESH	MT				
PLANTAINS-FRESH	MT				
COFFEE-GREEN	MT				
COFFEE-ROASTED	MT				
COFFEE-SOLUBLE,EXTRACTS	MT				
COCOA BEANS	MT				
COCOA BUTTER	MT				
COCOA-CAKE,POWDER,ETC	MT				
CHOCOLATE PREPARATIONS	MT				
TEA-CRUDE OR PREPARED	MT				
SPICES	MT				
ALLIED GUMS	MT				
RUBBER-CRUDE	MT				
RUBBER-LATEX	MT				
RUBBER-DRY FORM	MT				
SILK-RAW	MT				
WOOL-UNMFD,FREE	MT				
FIBERS-EX COTTON,JUTE	MT				
OILS-ESSENTIAL	MT				
DRUGS	MT				
OTHER COMPLEMENTARY	NA	---	---		
SUPPLEMENTARY	NA	---	---	16185	13893
ANIMALS & ANIMAL PRODS	NA	---	---		
ANIMALS-LIVE,EX PLTRY	NA	---	---		
CATTLE-DUTTABLE	NUM				
MEATS AND MEAT PRODS	MT				
MEATS-P,L,PR-BR2	MT				
MEATS-FRESH,FROZEN	MT				
BEEF AND VEAL	MT				
PORK	MT				
MEATS-PREP,PRES	MT				
BEEF AND VEAL	MT				
PORK	MT				
MUTTON,GOAT, & LAMB	MT				
POULTRY & PRODUCTS	NA	---	---		
DAIRY PRODUCTS	NA	---	---		
NONFAT DRY MILK	MT				
CHEESE	MT				
CASEIN AND MIXTURES	MT				
FATS OILS AND GREASES	MT				
HIDES AND SKINS	NA	---	---		
SHEEP & LAMB SKINS	MT				
FURSKINS	NA	---	---		
WOOL-UNMFD,EX FREE	MT				
SAUSAGE CASINGS	NA	---	---		
OTHER ANIMAL PRODUCTS	NA	---	---		
VEGETABLE PRODUCTS	NA	---	---	16185	13893
GRAINS AND PREPS	NA	---	---		
WHEAT-EX SEED,FD	MT				
BARLEY	MT				
BISCUITS,WAFERS	MT				
FRUITS AND PREPS	NA	---	---		
FRESH OR FROZEN	MT				
STRAWBERRIES	MT				
PREPARED OR PRES	MT				
PINEAPPLES	MT				
FRUIT JUICES	MLT				
NUTS AND PREPS	NA	---	---		
VEGETABLES AND PREPS	NA	---	---		
FRESH OR FROZEN	NA	---	---		
TOMATOES	MT				
PREPARED OR PRES	NA	---	---		
OLIVES	MLT				
MUSHROOMS,CANNED	MT				
HOPS & EXTRACT EQ	MT				
SUGAR AND REL PRODS	NA	---	---	16185	13893
SUGAR-CANE,BEET	MT	67844	65545	16182	13469
MOLASSES INEDIBLE	MLT	0	0	0	419
CONFECTIONERY PRODS	MT	1	1	3	5
SPICES	MT				
TOBACCO,UNMFD	MT				
TOBACCO-FILLER	MT				
TOBACCO-SCRAP	MT				
BEVERAGES EX FD JUICE	MLT				
WINE	MLT				
MALT BEVERAGES	MLT				
FEEDS & FODDERS	NA	---	---		
OILSEEDS AND PRODS	NA	---	---		
OILSEEDS & OILNUTS	MT				
FLAXSEED	MT				
SESAME SEED	MT				
OILS AND WAXES-VEG	MT				
CASTOR OIL	MT				
COCONUT OIL	MT				
OLIVE OIL	MT				
PALM OIL	MT				
PALM KERNEL OIL	MT				
OILCAKE AND MEAL	MT				
COTTON,EX LINTERS	MT				
COTTON LINTERS	MT				
SEEDS,FIELD & GARDEN	NA	---	---		
NURSERY STOCK	NA	---	---		
OTHER VEG PRODUCTS	NA	---	---		

Reproduced from best available copy.

TABLE 2 --U.S. AGRICULTURAL IMPORTS: QUANTITY AND VALUE, COUNTRY BY COMMODITY GROUP, FISCAL YEARS 1978 AND 1979

COUNTRY AND COMMODITY GROUP	UNIT	QUANTITY 1978	QUANTITY 1979	VALUE 1978 $1,000	VALUE 1979 $1,000
796 RHODESIA		---	---	252	0
COMPLEMENTARY	NA	---	---	252	0
BANANAS-FRESH	MT				
PLANTAINS-FRESH	MT				
COFFEE-GREEN	MT	75	*	252	0
COFFEE-ROASTED	MT				
COFFEE-SOLUBLE,EXTRACTS	MT				
COCOA BEANS	MT				
COCOA BUTTER	MT				
COCOA-CAKE,POWDER,ETC	MT				
CHOCOLATE PREPARATIONS	MT				
TEA-CRUDE OR PREPARED	MT				
SPICES	MT				
ALLIED GUMS	MT				
RUBBER-CRUDE	MT				
RUBBER-LATEX	MT				
RUBBER-DRY FORM	MT				
SILK-RAW	MT				
WOOL-UNMFD,FREE	MT				
FIBERS-EX COTTON,JUTE	MT				
OILS-ESSENTIAL	MT				
DRUGS	MT				
OTHER COMPLEMENTARY	NA	---	---		
SUPPLEMENTARY	NA	---	---		
ANIMALS & ANIMAL PRODS	NA	---	---		
ANIMALS-LIVE,EX PLTRY	NA	---	---		
CATTLE-DUTIABLE	NNO				
MEATS AND MEAT PRODS	MT				
MEATS-P,L,B&BAR	MT				
MEATS-FRESH,FROZEN	MT				
BEEF AND VEAL	MT				
PORK	MT				
MEATS-PREP,PRES	MT				
BEEF AND VEAL	MT				
PORK	MT				
MUTTON,GOAT, & LAMB	MT				
POULTRY & PRODUCTS	NA	---	---		
DAIRY PRODUCTS	NA	---	---		
NONFAT DRY MILK	MT				
CHEESE	MT				
CASEIN AND MIXTURES	MT				
FATS OILS AND GREASES	MT				
HIDES AND SKINS	NA	---	---		
SHEEP & LAMB SKINS	MT				
FURSKINS	NA	---	---		
WOOL-UNMFD,EX FREE	MT				
SAUSAGE CASINGS	NA	---	---		
OTHER ANIMAL PRODUCTS	NA	---	---		
VEGETABLE PRODUCTS	NA	---	---		
GRAINS AND PREPS	NA	---	---		
WHEAT-EX SEED,FD	MT				
BARLEY	MT				
BISCUITS,WAFERS	MT				
FRUITS AND PREPS	NA	---	---		
FRESH OR FROZEN	MT				
STRAWBERRIES	MT				
PREPARED OR PRES	MT				
PINEAPPLES	MT				
FRUIT JUICES	MLT				
NUTS AND PREPS	NA	---	---		
VEGETABLES AND PREPS	NA	---	---		
FRESH OR FROZEN	NA	---	---		
TOMATOES	MT				
PREPARED OR PRES	NA	---	---		
OLIVES	MLT				
MUSHROOMS,CANNED	MT				
HOPS & EXTRACT FD	MT				
SUGAR AND REL PRODS	NA	---	---		
SUGAR-CANE,BEET	MT				
MOLASSES INEDIBLE	MLT				
CONFECTIONERY PRODS	MT				
SPICES	MT				
TOBACCO,UNMFD	MT				
TOBACCO-FILLER	MT				
TOBACCO-SCRAP	MT				
BEVERAGES EX FR JUICE	MLT				
WINE	MLT				
MALT BEVERAGES	MLT				
FEEDS & FODDERS	NA	---	---		
OILSEDS AND PRODS	NA	---	---		
OILSEDS & OILNUTS	MT				
FLAXSEED	MT				
SESAME SEED	MT				
OILS AND WAXES-VEG	MT				
CASTOR OIL	MT				
COCONUT OIL	MT				
OLIVE OIL	MT				
PALM OIL	MT				
PALM KERNEL OIL	MT				
OILCAKE AND MEAL	MT				
COTTON,EX LINTERS	MT				
COTTON LINTERS	MT				
SEEDS,FIELD & GARDEN	NA	---	---		
NURSERY STOCK	NA	---	---		
OTHER VEG PRODUCTS	NA	---	---		

TABLE 2--U.S. AGRICULTURAL IMPORTS: QUANTITY AND VALUE, COUNTRY BY COMMODITY GROUP, FISCAL YEARS 1978 AND 1979

COUNTRY AND COMMODITY GROUP	UNIT	QUANTITY 1978	QUANTITY 1979	VALUE 1978 $1,000	VALUE 1979 $1,000
797 MALAWI		***	***	12639	17508
COMPLEMENTARY	NA	***	***	5008	3253
BANANAS-FRESH	MT				
PLANTAINS-FRESH	MT				
COFFEE-GREEN	MT	0	15	0	37
COFFEE-ROASTED	MT				
COFFEE-SOLUBLE,EXTRACTS	MT				
COCOA BEANS	MT				
COCOA BUTTER	MT				
COCOA-CAKE,POWDER,ETC	MT				
CHOCOLATE PREPARATIONS	MT				
TEA-CRUDE OR PREPARED	MT	4294	2579	5008	3216
SPICES	MT				
ALLIED GUMS	MT				
RUBBER-CRUDE	MT				
RUBBER-LATEX	MT				
RUBBER-DRY FORM	MT				
SILK-RAW	MT				
WOOL-UNMFD,FREE	MT				
FIBERS-EX COTTON,JUTE	MT				
OILS-ESSENTIAL	MT				
DRUGS	MT				
OTHER COMPLEMENTARY	NA	***	***		
SUPPLEMENTARY	NA	***	***	7632	14255
ANIMALS & ANIMAL PRODS	NA	***	***		
ANIMALS-LIVE,EX PLTRY	NA	***	***		
CATTLE-DUTTABLE	HND				
MEATS AND MEAT PRODS	MT				
MEATS-P,L,RB-482	MT				
MEATS-FRESH,FROZEN	MT				
BEEF AND VEAL	MT				
PORK	MT				
MEATS-PREP,PRES	MT				
BEEF AND VEAL	MT				
PORK	MT				
MUTTON,GOAT, & LAMB	MT				
POULTRY & PRODUCTS	NA	***	***		
DAIRY PRODUCTS	NA	***	***		
NONFAT DRY MILK	MT				
CHEESE	MT				
CASEIN AND MIXTURES	MT				
FATS OILS AND GREASES	MT				
HIDES AND SKINS	NA	***	***		
SHEEP & LAMB SKINS	MT				
FURSKINS	NA	***	***		
WOOL-UNMD,EX FREE	MT				
SAUSAGE CASINGS	NA	***	***		
OTHER ANIMAL PRODUCTS	NA	***	***		
VEGETABLE PRODUCTS	NA	***	***	7632	14255
GRAINS AND PREPS	NA	***	***		
WHEAT-EX SEED,FD	MT				
BARLEY	MT				
BISCUITS,WAFERS	MT				
FRUITS AND PREPS	NA	***	***		
FRESH OR FROZEN	MT				
STRAWBERRIES	MT				
PREPARED OR PRES	MT				
PINEAPPLES	MT				
FRUIT JUICES	MLT				
NUTS AND PREPS	NA	***	***		
VEGETABLES AND PREPS	NA	***	***	218	216
FRESH OR FROZEN	NA	***	***		
TOMATOES	MT				
PREPARED OR PRES	NA	***	***	218	216
OLIVES	MLT				
MUSHROOMS,CANNED	MT				
HOPS & EXTRACT EQ	MT				
SUGAR AND RFL PRODS	NA	***	***	4360	8468
SUGAR-CANE,BEET	MT	23430	37941	4360	8468
MOLASSES INEDIBLE	MLT				
CONFECTIONERY PRODS	MT				
SPICES	MT				
TOBACCO,UNMFD	MT	1347	3015	3058	5570
TOBACCO-FILLER	MT	813	138	2656	358
TOBACCO-SCRAP	MT	534	2639	1004	5157
BEVERAGES EX FR JUICE	MLT				
WINE	MLT				
MALT BEVERAGES	MLT				
FEEDS & FODDERS	NA	***	***		
OILSEEDS AND PRODS	NA	***	***		
OILSEEDS & OILNUTS	MT				
FLAXSEED	MT				
SESAME SEED	MT				
OILS AND WAXES-VEG	MT				
CASTOR OIL	MT				
COCONUT OIL	MT				
OLIVE OIL	MT				
PALM OIL	MT				
PALM KERNEL OIL	MT				
OILCAKE AND MEAL	MT				
COTTON,EX LINTERS	MT				
COTTON LINTERS	MT				
SEEDS,FIELD & GARDEN	NA	***	***		
NURSERY STOCK	NA	***	***		
OTHER VEG PRODUCTS	NA	***	***		

TABLE 2--U.S. AGRICULTURAL IMPORTS: QUANTITY AND VALUE, COUNTRY BY COMMODITY GROUP, FISCAL YEARS 1978 AND 1979

COUNTRY AND COMMODITY GROUP	UNIT	QUANTITY 1978	QUANTITY 1979	VALUE 1978 $1,000	VALUE 1979 $1,000
799 LESOTHO		---	---	81	0
COMPLEMENTARY	MA	---	---	81	0
BANANAS-FRESH	MT				
PLANTAINS-FRESH	MT				
COFFEE-GREEN	MT				
COFFEE-ROASTED	MT				
COFFEE-SOLUBLE,EXTRACTS	MT				
COCOA BEANS	MT				
COCOA BUTTER	MT				
COCOA-CAKE,POWDER,ETC	MT				
CHOCOLATE PREPARATIONS	MT				
TEA-CRUDE OR PREPARED	MT	22	0	81	0
SPICES	MT				
ALLIED GUMS	MT				
RUBBER-CRUDE	MT				
RUBBER-LATEX	MT				
RUBBER-DRY FORM	MT				
SILK-RAW	MT				
WOOL-UNMFD,FREE	MT				
FIBERS-EX COTTON,JUTE	MT				
OILS-ESSENTIAL	MT				
DRUGS	MT				
OTHER COMPLEMENTARY	NA	---	---		
SUPPLEMENTARY	NA	---	---		
ANIMALS & ANIMAL PRODS	NA	---	---		
ANIMALS-LIVE,EX PLTRY	NA	---	---		
CATTLE-DUTIABLE	NMB				
MEATS AND MEAT PRODS	MT				
MEATS-P.L.88-482	MT				
MEATS-FRESH,FROZEN	MT				
BEEF AND VEAL	MT				
PORK	MT				
MEATS-PREP,PRES	MT				
BEEF AND VEAL	MT				
PORK	MT				
MUTTON,GOAT, & LAMB	MT				
POULTRY & PRODUCTS	NA	---	---		
DAIRY PRODUCTS	NA	---	---		
NONFAT DRY MILK	MT				
CHEESE	MT				
CASEIN AND MIXTURES	MT				
FATS OILS AND GREASES	MT				
HIDES AND SKINS	NA	---	---		
SHEEP & LAMB SKINS	MT				
FURSKINS	NA	---	---		
WOOL-UNMFD,EX FREE	MT				
SAUSAGE CASINGS	NA	---	---		
OTHER ANIMAL PRODUCTS	NA	---	---		

COMMODITY GROUP	UNIT	QUANTITY 1978	QUANTITY 1979	VALUE 1978 $1,000	VALUE 1979 $1,000
VEGETABLE PRODUCTS	NA	---	---		
GRAINS AND PREPS	NA	---	---		
WHEAT-EX SEED,FD	MT				
BARLEY	MT				
BISCUITS,WAFERS	MT				
FRUITS AND PREPS	NA	---	---		
FRESH OR FROZEN	MT				
STRAWBERRIES	MT				
PREPARED OR PRES	MT				
PINEAPPLES	MT				
FRUIT JUICES	MLT				
NUTS AND PREPS	NA	---	---		
VEGETABLES AND PREPS	NA	---	---		
FRESH OR FROZEN	NA	---	---		
TOMATOES	MT				
PREPARED OR PRES	NA	---	---		
OLIVES	MLT				
MUSHROOMS,CANNED	MT				
HOPS & EXTRACT EW	MT				
SUGAR AND MEL PRODS	NA	---	---		
SUGAR-CANE,BEET	MT				
MOLASSES INEDIBLE	MLT				
CONFECTIONERY PRODS	MT				
SPICES	MT				
TOBACCO,UNMFD	MT				
TOBACCO-FILLER	MT				
TOBACCO-SCRAP	MT				
BEVERAGES EX FR JUICE	MLT				
WINE	MLT				
MALT BEVERAGES	MLT				
FEEDS & FODDERS	NA	---	---		
OILSEDS AND PRODS	NA	---	---		
OILSEDS & OILNUTS	MT				
FLAXSEED	MT				
SESAME SEED	MT				
OILS AND WAXES-VEG	MT				
CASTOR OIL	MT				
COCONUT OIL	MT				
OLIVE OIL	MT				
PALM OIL	MT				
PALM KERNEL OIL	MT				
OILCAKE AND MEAL	MT				
COTTON,EX LINTERS	MT				
COTTON LINTERS	MT				
SEEDS,FIELD & GARDEN	NA	---	---		
NURSERY STOCK	NA	---	---		
OTHER VEG PRODUCTS	NA	---	---		

*U.S. GOVERNMENT PRINTING OFFICE : 1980 O-310-945/ESCS-242

UNITED STATES DEPARTMENT OF AGRICULTURE
WASHINGTON, D.C. 20250

POSTAGE AND FEES PAID
U.S. DEPARTMENT OF
AGRICULTURE
AGR 101
THIRD CLASS

U.S. MAIL

B 1/17

Economics, Statistics, and Cooperatives Servic

The Economics, Statistics, and Cooperatives Service (ESCS) collects data and carries out research projects related to food and nutrition, cooperatives, natural resources, and rural development. The Economics unit of ESCS researches and analyzes production and marketing of major commodities; foreign agriculture and trade; economic use, conservation, and development of natural resources; rural population, employment, and housing trends, and economic adjustment problems; and performance of the agricultural industry. The ESCS Statistics unit collects data on crops, livestock, prices, and labor, and publishes official USDA State and national estimates through the Crop Reporting Board. The ESCS Cooperatives unit provides research and technical and educational assistance to help farmer cooperatives operate efficiently. Through its information program, ESCS provides objective and timely economic and statistical information for farmers, government policymakers, consumers, agribusiness firms, cooperatives, rural residents, and other interested citizens.

END

DATE

FILMED

1-27-83

NTIS