AgEcon SEARCH
RESEARCH IN AGRICULTURAL & APPLIED ECONOMICS

The World's Largest Open Access Agricultural & Applied Economics Digital Library

This document is discoverable and free to researchers across the globe due to the work of AgEcon Search.

Help ensure our sustainability.

Give to AgEcon Search

AgEcon Search
http://ageconsearch.umn.edu
aesearch@umn.edu

*Papers downloaded from **AgEcon Search** may be used for non-commercial purposes and personal study only. No other use, including posting to another Internet site, is permitted without permission from the copyright owner (not AgEcon Search), or as allowed under the provisions of Fair Use, U.S. Copyright Act, Title 17 U.S.C.*

PB82-234154 AGES-820208 U.S. FOREIGN AGRICULTURAL TRADE STATISTICAL REPORT, FI SCAL YEAR 1981: SUPPLEMENTARY TABLES. ECONOMIC RESEARCH SERVICE, WASHINGTON, DC. INTERNATIONAL ECONOMICS DIV. MAR 82 246P

1 OF 3
PB82
234154

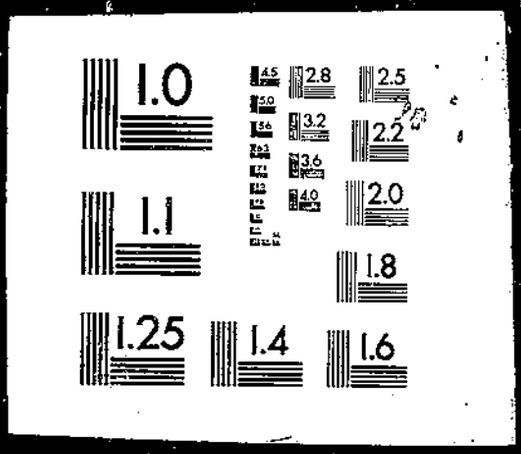
1.0
1.1
1.25
1.4
1.6
1.8
2.0
2.2
2.5
2.8
3.2
3.6
4.0
4.5
5.0
5.6
6.3
7.1
8.0
9.0
10.0
11.2
12.5
14.0
16.0
18.0
20.0
22.4
25.0
28.0
32.0
36.0
40.0
45.0
50.0
56.0
63.0
71.0
80.0
90.0
100.0
112.0
125.0
140.0
160.0
180.0
200.0
224.0
250.0
280.0
320.0
360.0
400.0
450.0
500.0
560.0
630.0
710.0
800.0
900.0
1000.0
1120.0
1250.0
1400.0
1600.0
1800.0
2000.0
2240.0
2500.0
2800.0
3200.0
3600.0
4000.0
4500.0
5000.0
5600.0
6300.0
7100.0
8000.0
9000.0
10000.0
11200.0
12500.0
14000.0
16000.0
18000.0
20000.0
22400.0
25000.0
28000.0
32000.0
36000.0
40000.0
45000.0
50000.0
56000.0
63000.0
71000.0
80000.0
90000.0
100000.0
112000.0
125000.0
140000.0
160000.0
180000.0
200000.0
224000.0
250000.0
280000.0
320000.0
360000.0
400000.0
450000.0
500000.0
560000.0
630000.0
710000.0
800000.0
900000.0
1000000.0
1120000.0
1250000.0
1400000.0
1600000.0
1800000.0
2000000.0
2240000.0
2500000.0
2800000.0
3200000.0
3600000.0
4000000.0
4500000.0
5000000.0
5600000.0
6300000.0
7100000.0
8000000.0
9000000.0
10000000.0
11200000.0
12500000.0
14000000.0
16000000.0
18000000.0
20000000.0
22400000.0
25000000.0
28000000.0
32000000.0
36000000.0
40000000.0
45000000.0
50000000.0
56000000.0
63000000.0
71000000.0
80000000.0
90000000.0
100000000.0
112000000.0
125000000.0
140000000.0
160000000.0
180000000.0
200000000.0
224000000.0
250000000.0
280000000.0
320000000.0
360000000.0
400000000.0
450000000.0
500000000.0
560000000.0
630000000.0
710000000.0
800000000.0
900000000.0
1000000000.0
1120000000.0
1250000000.0
1400000000.0
1600000000.0
1800000000.0
2000000000.0
2240000000.0
2500000000.0
2800000000.0
3200000000.0
3600000000.0
4000000000.0
4500000000.0
5000000000.0
5600000000.0
6300000000.0
7100000000.0
8000000000.0
9000000000.0
10000000000.0
11200000000.0
12500000000.0
14000000000.0
16000000000.0
18000000000.0
20000000000.0
22400000000.0
25000000000.0
28000000000.0
32000000000.0
36000000000.0
40000000000.0
45000000000.0
50000000000.0
56000000000.0
63000000000.0
71000000000.0
80000000000.0
90000000000.0
100000000000.0
112000000000.0
125000000000.0
140000000000.0
160000000000.0
180000000000.0
200000000000.0
224000000000.0
250000000000.0
280000000000.0
320000000000.0
360000000000.0
400000000000.0
450000000000.0
500000000000.0
560000000000.0
630000000000.0
710000000000.0
800000000000.0
900000000000.0
1000000000000.0
1120000000000.0
1250000000000.0
1400000000000.0
1600000000000.0
1800000000000.0
2000000000000.0
2240000000000.0
2500000000000.0
2800000000000.0
3200000000000.0
3600000000000.0
4000000000000.0
4500000000000.0
5000000000000.0
5600000000000.0
6300000000000.0
7100000000000.0
8000000000000.0
9000000000000.0
10000000000000.0
11200000000000.0
12500000000000.0
14000000000000.0
16000000000000.0
18000000000000.0
20000000000000.0
22400000000000.0
25000000000000.0
28000000000000.0
32000000000000.0
36000000000000.0
40000000000000.0
45000000000000.0
50000000000000.0
56000000000000.0
63000000000000.0
71000000000000.0
80000000000000.0
90000000000000.0
100000000000000.0
112000000000000.0
125000000000000.0
140000000000000.0
160000000000000.0
180000000000000.0
200000000000000.0
224000000000000.0
250000000000000.0
280000000000000.0
320000000000000.0
360000000000000.0
400000000000000.0
450000000000000.0
500000000000000.0
560000000000000.0
630000000000000.0
710000000000000.0
800000000000000.0
900000000000000.0
1000000000000000.0
1120000000000000.0
1250000000000000.0
1400000000000000.0
1600000000000000.0
1800000000000000.0
2000000000000000.0
2240000000000000.0
2500000000000000.0
2800000000000000.0
3200000000000000.0
3600000000000000.0
4000000000000000.0
4500000000000000.0
5000000000000000.0
5600000000000000.0
6300000000000000.0
7100000000000000.0
8000000000000000.0
9000000000000000.0
10000000000000000.0
11200000000000000.0
12500000000000000.0
14000000000000000.0
16000000000000000.0
18000000000000000.0
20000000000000000.0
22400000000000000.0
25000000000000000.0
28000000000000000.0
32000000000000000.0
36000000000000000.0
40000000000000000.0
45000000000000000.0
50000000000000000.0
56000000000000000.0
63000000000000000.0
71000000000000000.0
80000000000000000.0
90000000000000000.0
100000000000000000.0
112000000000000000.0
125000000000000000.0
140000000000000000.0
160000000000000000.0
180000000000000000.0
200000000000000000.0
224000000000000000.0
250000000000000000.0
280000000000000000.0
320000000000000000.0
360000000000000000.0
400000000000000000.0
450000000000000000.0
500000000000000000.0
560000000000000000.0
630000000000000000.0
710000000000000000.0
800000000000000000.0
900000000000000000.0
1000000000000000000.0
1120000000000000000.0
1250000000000000000.0
1400000000000000000.0
1600000000000000000.0
1800000000000000000.0
2000000000000000000.0
2240000000000000000.0
2500000000000000000.0
2800000000000000000.0
3200000000000000000.0
3600000000000000000.0
4000000000000000000.0
4500000000000000000.0
5000000000000000000.0
5600000000000000000.0
6300000000000000000.0
7100000000000000000.0
8000000000000000000.0
9000000000000000000.0
10000000000000000000.0
11200000000000000000.0
12500000000000000000.0
14000000000000000000.0
16000000000000000000.0
18000000000000000000.0
20000000000000000000.0
22400000000000000000.0
25000000000000000000.0
28000000000000000000.0
32000000000000000000.0
36000000000000000000.0
40000000000000000000.0
45000000000000000000.0
50000000000000000000.0
56000000000000000000.0
63000000000000000000.0
71000000000000000000.0
80000000000000000000.0
90000000000000000000.0
100000000000000000000.0
112000000000000000000.0
125000000000000000000.0
140000000000000000000.0
160000000000000000000.0
180000000000000000000.0
200000000000000000000.0
224000000000000000000.0
250000000000000000000.0
280000000000000000000.0
320000000000000000000.0
360000000000000000000.0
400000000000000000000.0
450000000000000000000.0
500000000000000000000.0
560000000000000000000.0
630000000000000000000.0
710000000000000000000.0
800000000000000000000.0
900000000000000000000.0
1000000000000000000000.0
1120000000000000000000.0
1250000000000000000000.0
1400000000000000000000.0
1600000000000000000000.0
1800000000000000000000.0
2000000000000000000000.0
2240000000000000000000.0
2500000000000000000000.0
2800000000000000000000.0
3200000000000000000000.0
3600000000000000000000.0
4000000000000000000000.0
4500000000000000000000.0
5000000000000000000000.0
5600000000000000000000.0
6300000000000000000000.0
7100000000000000000000.0
8000000000000000000000.0
9000000000000000000000.0
10000000000000000000000.0
11200000000000000000000.0
12500000000000000000000.0
14000000000000000000000.0
16000000000000000000000.0
18000000000000000000000.0
20000000000000000000000.0
22400000000000000000000.0
25000000000000000000000.0
28000000000000000000000.0
32000000000000000000000.0
36000000000000000000000.0
40000000000000000000000.0
45000000000000000000000.0
50000000000000000000000.0
56000000000000000000000.0
63000000000000000000000.0
71000000000000000000000.0
80000000000000000000000.0
90000000000000000000000.0
100000000000000000000000.0
112000000000000000000000.0
125000000000000000000000.0
140000000000000000000000.0
160000000000000000000000.0
180000000000000000000000.0
200000000000000000000000.0
224000000000000000000000.0
250000000000000000000000.0
280000000000000000000000.0
320000000000000000000000.0
360000000000000000000000.0
400000000000000000000000.0
450000000000000000000000.0
500000000000000000000000.0
560000000000000000000000.0
630000000000000000000000.0
710000000000000000000000.0
800000000000000000000000.0
900000000000000000000000.0
1000000000000000000000000.0
1120000000000000000000000.0
1250000000000000000000000.0
1400000000000000000000000.0
1600000000000000000000000.0
1800000000000000000000000.0
2000000000000000000000000.0
2240000000000000000000000.0
2500000000000000000000000.0
2800000000000000000000000.0
3200000000000000000000000.0
3600000000000000000000000.0
4000000000000000000000000.0
4500000000000000000000000.0
5000000000000000000000000.0
5600000000000000000000000.0
6300000000000000000000000.0
7100000000000000000000000.0
8000000000000000000000000.0
9000000000000000000000000.0
10000000000000000000000000.0
11200000000000000000000000.0
12500000000000000000000000.0
14000000000000000000000000.0
16000000000000000000000000.0
18000000000000000000000000.0
20000000000000000000000000.0
22400000000000000000000000.0
25000000000000000000000000.0
28000000000000000000000000.0
32000000000000000000000000.0
36000000000000000000000000.0
40000000000000000000000000.0
45000000000000000000000000.0
50000000000000000000000000.0
56000000000000000000000000.0
63000000000000000000000000.0
71000000000000000000000000.0
80000000000000000000000000.0
90000000000000000000000000.0
100000000000000000000000000.0
112000000000000000000000000.0
125000000000000000000000000.0
140000000000000000000000000.0
160000000000000000000000000.0
180000000000000000000000000.0
200000000000000000000000000.0
224000000000000000000000000.0
250000000000000000000000000.0
280000000000000000000000000.0
320000000000000000000000000.0
360000000000000000000000000.0
400000000000000000000000000.0
450000000000000000000000000.0
500000000000000000000000000.0
560000000000000000000000000.0
630000000000000000000000000.0
710000000000000000000000000.0
800000000000000000000000000.0
900000000000000000000000000.0
1000000000000000000000000000.0
1120000000000000000000000000.0
1250000000000000000000000000.0
1400000000000000000000000000.0
1600000000000000000000000000.0
1800000000000000000000000000.0
2000000000000000000000000000.0
2240000000000000000000000000.0
2500000000000000000000000000.0
2800000000000000000000000000.0
3200000000000000000000000000.0
3600000000000000000000000000.0
4000000000000000000000000000.0
4500000000000000000000000000.0
5000000000000000000000000000.0
5600000000000000000000000000.0
6300000000000000000000000000.0
7100000000000000000000000000.0
8000000000000000000000000000.0
9000000000000000000000000000.0
10000000000000000000000000000.0
11200000000000000000000000000.0
12500000000000000000000000000.0
14000000000000000000000000000.0
16000000000000000000000000000.0
18000000000000000000000000000.0
20000000000000000000000000000.0
22400000000000000000000000000.0
25000000000000000000000000000.0
28000000000000000000000000000.0
32000000000000000000000000000.0
36000000000000000000000000000.0
40000000000000000000000000000.0
45000000000000000000000000000.0
50000000000000000000000000000.0
56000000000000000000000000000.0
63000000000000000000000000000.0
71000000000000000000000000000.0
80000000000000000000000000000.0
90000000000000000000000000000.0
100000000000000000000000000000.0
112000000000000000000000000000.0
125000000000000000000000000000.0
140000000000000000000000000000.0
160000000000000000000000000000.0
180000000000000000000000000000.0
200000000000000000000000000000.0
224000000000000000000000000000.0
250000000000000000000000000000.0
280000000000000000000000000000.0
320000000000000000000000000000.0
360000000000000000000000000000.0
400000000000000000000000000000.0
450000000000000000000000000000.0
500000000000000000000000000000.0
560000000000000000000000000000.0
630000000000000000000000000000.0
710000000000000000000000000000.0
800000000000000000000000000000.0
900000000000000000000000000000.0
1000000000000000000000000000000.0
1120000000000000000000000000000.0
1250000000000000000000000000000.0
1400000000000000000000000000000.0
1600000000000000000000000000000.0
1800000000000000000000000000000.0
2000000000000000000000000000000.0
2240000000000000000000000000000.0
2500000000000000000000000000000.0
2800000000000000000000000000000.0
3200000000000000000000000000000.0
3600000000000000000000000000000.0
4000000000000000000000000000000.0
4500000000000000000000000000000.0
5000000000000000000000000000000.0
5600000000000000000000000000000.0
6300000000000000000000000000000.0
7100000000000000000000000000000.0
8000000000000000000000000000000.0
9000000000000000000000000000000.0
10000000000000000000000000000000.0
11200000000000000000000000000000.0
12500000000000000000000000000000.0
14000000000000000000000000000000.0
16000000000000000000000000000000.0
18000000000000000000000000000000.0
20000000000000000000000000000000.0
22400000000000000000000000000000.0
25000000000000000000000000000000.0
28000000000000000000000000000000.0
32000000000000000000000000000000.0
36000000000000000000000000000000.0
40000000000000000000000000000000.0
45000000000000000000000000000000.0
50000000000000000000000000000000.0
56000000000000000000000000000000.0
63000000000000000000000000000000.0
71000000000000000000000000000000.0
80000000000000000000000000000000.0
90000000000000000000000000000000.0
100000000000000000000000000000000.0
112000000000000000000000000000000.0
125000000000000000000000000000000.0
140000000000000000000000000000000.0
160000000000000000000000000000000.0
180000000000000000000000000000000.0
200000000000000000000000000000000.0
224000000000000000000000000000000.0
250000000000000000000000000000000.0
280000000000000000000000000000000.0
320000000000000000000000000000000.0
360000000000000000000000000000000.0
400000000000000000000000000000000.0
450000000000000000000000000000000.0
500000000000000000000000000000000.0
560000000000000000000000000000000.0
630000000000000000000000000000000.0
710000000000000000000000000000000.0
800000000000000000000000000000000.0
900000000000000000000000000000000.0
1000000000000000000000000000000000.0
1120000000000000000000000000000000.0
1250000000000000000000000000000000.0
1400000000000000000000000000000000.0
1600000000000000000000000000000000.0
1800000000000000000000000000000000.0
2000000000000000000000000000000000.0
2240000000000000000000000000000000.0
2500000000000000000000000000000000.0
2800000000000000000000000000000000.0
3200000000000000000000000000000000.0
3600000000000000000000000000000000.0
4000000000000000000000000000000000.0
4500000000000000000000000000000000.0
5000000000000000000000000000000000.0
5600000000000000000000000000000000.0
6300000000000000000000000000000000.0
7100000000000000000000000000000000.0
8000000000000000000000000000000000.0
9000000000000000000000000000000000.0
10000000000000000000000000000000000.0
11200000000000000000000000000000000.0
12500000000000000000000000000000000.0
14000000000000000000000000000000000.0
16000000000000000000000000000000000.0
18000000000000000000000000000000000.0
20000000000000000000000000000000000.0
22400000000000000000000000000000000.0
25000000000000000000000000000000000.0
28000000000000000000000000000000000.0
32000000000000000000000000000000000.0
36000000000000000000000000000000000.0
40000000000000000000000000000000000.0
45000000000000000000000000000000000.0
50000000000000000000000000000000000.0
56000000000000000000000000000000000.0
63000000000000000000000000000000000.0
71000000000000000000000000000000000.0
80000000000000000000000000000000000.0
90000000000000000000000000000000000.0
100000000000000000000000000000000000.0
112000000000000000000000000000000000.0
125000000000000000000000000000000000.0
140000000000000000000000000000000000.0
160000000000000000000000000000000000.0
180000000000000000000000000000000000.0
200000000000000000000000000000000000.0
224000000000000000000000000000000000.0
250000000000000000000000000000000000.0
280000000000000000000000000000000000.0
320000000000000000000000000000000000.0
360000000000000000000000000000000000.0
400000000000000000000000000000000000.0
450000000000000000000000000000000000.0
500000000000000000000000000000000000.0
560000000000000000000000000000000000.0
630000000000000000000000000000000000.0
710000000000000000000000000000000000.0
800000000000000000000000000000000000.0
900000000000000000000000000000000000.0
1000000000000000000000000000000000000.0
1120000000000000000000000000000000000.0
1250000000000000000000000000000000000.0
1400000000000000000000000000000000000.0
1600000000000000000000000000000000000.0
1800000000000000000000000000000000000.0
2000000000000000000000000000000000000.0
2240000000000000000000000000000000000.0
2500000000000000000000000000000000000.0
2800000000000000000000000000000000000.0
3200000000000000000000000000000000000.0
3600000000000000000000000000000000000.0
4000000000000000000000000000000000000.0
4500000000000000000000000000000000000.0
5000000000000000000000000000000000000.0
5600000000000000000000000000000000000.0
6300000000000000000000000000000000000.0
7100000000000000000000000000000000000.0
8000000000000000000000000000000000000.0
9000000000000000000000000000000000000.0
10000000000000000000000000000000000000.0
11200000000000000000000000000000000000.0
12500000000000000000000000000000000000.0
14000000000000000000000000000000000000.0
16000000000000000000000000000000000000.0
18000000000000000000000000000000000000.0
20000000000000000000000000000000000000.0
22400000000000000000000000000000000000.0
25000000000000000000000000000000000000.0
28000000000000000000000000000000000000.0
32000000000000000000000000000000000000.0
36000000000000000000000000000000000000.0
40000000000000000000000000000000000000.0
45000000000000000000000000000000000000.0
50000000000000000000000000000000000000.0
56000000000000000000000000000000000000.0
63000000000000000000000000000000000000.0
71000000000000000000000000000000000000.0
80000000000000000000000000000000000000.0
90000000000000000000000000000000000000.0
100000000000000000000000000000000000000.0
112000000000000000000000000000000000000.0
125000000000000000000000000000000000000.0
140000000000000000000000000000000000000.0
160000000000000000000000000000000000000.0
180000000000000000000000000000000000000.0
200000000000000000000000000000000000000.0
224000000000000000000000000000000000000.0
250000000000000000000000000000000000000.0
280000000000000000000000000000000000000.0
320000000000000000000000000000000000000.0
360000000000000000000000000000000000000.0
400000000000000000000000000000000000000.0
450000000000000000000000000000000000000.0
500000000000000000000000000000000000000.0
560000000000000000000000000000000000000.0
630000000000000000000000000000000000000.0
710000000000000000000000000000000000000.0
800000000000000000000000000000000000000.0
900000000000000000000000000000000000000.0
1000000000000000000000000000000000000000.0
1120000000000000000000000000000000000000.0
1250000000000000000000000000000000000000.0
1400000000000000000000000000000000000000.0
1600000000000000000000000000000000000000.0
1800000000000000000000000000000000000000.0
2000000000000000000000000000000000000000.0
2240000000000000000000000000000000000000.0
2500000000000000000000000000000000000000.0
2800000000000000000000000000000000000000.0
3200000000000000000000000000000000000000.0
3600000000000000000000000000000000000000.0
4000000000000000000000000000000000000000.0
4500000000000000000000000000000000000000.0
5000000000000000000000000000000000000000.0
5600000000000000000000000000000000000000.0
6300000000000000000000000000000000000000.0
7100000000000000000000000000000000000000.0
8000000000000000000000000000000000000000.0
9000000000000000000000000000000000000000.0
10000000000000000000000000000000000000000.0
11200000000000000000000000000000000000000.0
12500000000000000000000000000000000000000.0
14000000000000000000000000000000000000000.0
16000000000000000000000000000000000000000.0
18000000000000000000000000000000000000000.0
20000000000000000000000000000000000000000.0
22400000000000000000000000000000000000000.0
25000000000000000000000000000000000000000.0
28000000000000000000000000000000000000000.0
32000000000000000000000000000000000000000.0
36000000000000000000000000000000000000000.0
40000000000000000000000000000000000000000.0
45000000000000000000000000000000000000000.0
50000000000000000000000000000000000000000.0
56000000000000000000000000000000000000000.0
63000000000000000000000000000000000000000.0
71000000000000000000000000000000000000000.0
80000000000000000000000000000000000000000.0
90000000000000000000000000000000000000000.0
100000000000000000000000000000000000000000.0
112000000000000000000000000000000000000000.0
125000000000000000000000000000000000000000.0
140000000000000000000000000000000000000000.0
160000000000000000000000000000000000000000.0
180000000000000000000000000000000000000000.0
200000000000000000000000000000000000000000.0
224000000000000000000000000000000000000000.0
250000000000000000000000000000000000000000.0
280000000000000000000000000000000000000000.0
320000000000000000000000000000000000000000.0
360000000000000000000000000000000000000000.0
400000000000000000000000000000000000000000.0
450000000000000000000000000000000000000000.0
500000000000000000000000000000000000000000.0
560000000000000000000000000000000000000000.0
630000000000000000000000000000000000000000.0
710000000000000000000000000000000000000000.0
800000000000000000000000000000000000000000.0
900000000000000000000000000000000000000000.0
1000000000000000000000000000000000000000000.0
1120000000000000000000000000000000000000000.0
1250000000000000000000000000000000000000000.0
1400000000000000000000000000000000000000000.0
1600000000000000000000000000000000000000000.0
1800000000000000000000000000000000000000000.0
2000000000000000000000000000000000000000000.0
2240000000000000000000000000000000000000000.0
2500000000000000000000000000000000000000000.0
2800000000000000000000000000000000000000000.0
3200000000000000000000000000000000000000000.0
3600000000000000000000000000000000000000000.0
4000000000000000000000000000000000000000000.0
4500000000000000000000000000000000000000000.0
5000000000000000000000000000000000000000000.0
5600000000000000000000000000000000000000000.0
6300000000000000000000000000000000000000000.0
7100000000000000000000000000000000000000000.0
8000000000000000000000000000000000000000000.0
9000000000000000000000000000000000000000000.0
10000000000000000000000000000000000000000000.0
11200000000000000000000000000000000000000000.0
12500000000000000000000000000000000000000000.0
14000000000000000000000000000000000000000000.0
16000000000000000000000000000000000000000000.0
18000000000000000000000000000000000000000000.0
20000000000000000000000000000000000000000000.0
22400000000000000000000000000000000000000000.0
25000000000000000000000000000000000000000000.0
28000000000000000000000000000000000000000000.0
32000000000000000000000000000000000000000000.0
36000000000000000000000000000000000000000000.0
40000000000000000000000000000000000000000000.0
45000000000000000000000000000000000000000000.0
50000000000000000000000000000000000000000000.0
56000000000000000000000000000000000000000000.0
63000000000000000000000000000000000000000000.0
71000000000000000000000000000000000000000000.0
80000000000000000000000000000000000000000000.0
90000000000000000000000000000000000000000000.0
100000000000000000000000000000000000000000000.0
112000000000000000000000000000000000000000000.0
125000000000000000000000000000000000000000000.0
140000000000000000000000000000000000000000000.0
160000000000000000000000000000000000000000000.0
180000000000000000000000000000000000000000000.0
200000000000000000000000000000000000000000000.0
224000000000000000000000000000000000000000000.0
250000000000000000000000000000000000000000000.0
280000000000000000000000000000000000000000000.0
320000000000000000000000000000000000000000000.0
360000000000000000000000000000000000000000000.0
400000000000000000000000000000000000000000000.0
450000000000000000000000000000000000000000000.0
500000000000000000000000000000000000000000000.0
560000000000000000000000000000000000000000000.0
630000000000000000000000000000000000000000000.0
710000000000000000000000000000000000000000000.0
800000000000000000000000000000000000000000000.0
900000000000000000000000000000000000000000000.0
1000000000000000000000000000000000000000000000.0
1120000000000000000000000000000000000000000000.0
1250000000000000000000000000000000000000000000.0
1400000000000000000000000000000000000000000000.0
1600000000000000000000000000000000000000000000.0
1800000000000000000000000000000000000000000000.0
2000000000000000000000000000000000000000000000.0
2240000000000000000000000000000000000000000000.0
2500000000000000000000000000000000000000000000.0
2800000000000000000000000000000000000000000000.0
3200000000000000000000000000000000000000000000.0
3600000000000000000000000000000000000000000000.0
4000000000000000000000000000000000000000000000.0
4500000000000000000000000000000000000000000000.0
5000000000000000000000000000000000000000000000.0
5600000000000000000000000000000000000000000000.0
6300000000000000000000000000000000000000000000.0
7100000000000000000000000000000000000000000000.0
8000000000000000000000000000000000000000000000.0
9000000000000000000000000000000000000000000000.0
10000000000000000000000000000000000000000000000.0
11200000000000000000000000000000000000000000000.0
12500000000000000000000000000000000000000000000.0
14000000000000000000000000000000000000000000000.0
16000000000000000000000000000000000000000000000.0
18000000000000000000000000000000000000000000000.0
20000000000000000000000000000000000000000000000.0
22400000000000000000000000000000000000000000000.0
25000000000000000000000000000000000000000000000.0
28000000000000000000000000000000000000000000000.0
32000000000000000000000000000000000000000000000.0
36000000000000000000000000000000000000000000000.0
40000000000000000000000000000000000000000000000.0
45000000000000000000000000000000000000000000000.0
50000000000000000000000000000000000000000000000.0
56000000000000000000000000000000000000000000000.0
63000000000000000000000000000000000000000000000.0
71000000000000000000000000000000000000000000000.0
80000000000000000000000000000000000000000000000.0
90000000000000000000000000000000000000000000000.0
100000000000000000000000000000000000000000000000.0
112000000000000000000000000000000000000000000000.0
125000000000000000000000000000000000000000000000.0
140000000000000000000000000000000000000000000000.0
160000000000000000000000000000000000000000000000.0
180000000000000000000000000000000000000000000000.0
200000000000000000000000000000000000000000000000.0
224000000000000000000000000000000000000000000000.0
250000000000000000000000000000000000000000000000.0
280000000000000000000000000000000000000000000000.0
320000000000000000000000000000000000000000000000.0
360000000000000000000000000000000000000000000000.0
400000000000000000000000000000000000000000000000.0
450000000000000000000000000000000000000000000000.0
500000000000000000000000000000000000000000000000.0
560000000000000000000000000000000000000000000000.0
630000000000000000000000000000000000000000000000.0
710000000000000000000000000000000000000000000000.0
800000000000000000000000000000000000000000000000.0
900000000000000000000000000000000000000000000000.0
1000000000000000000000000000000000000000000000000.0
1120000000000000000000000000000000000000000000000.0
1250000000000000000000000000000000000000000000000.0
1400000000000000000000000000000000000000000000000.0
1600000000000000000000000000000000000000000000000.0
1800000000000000000000000000000000000000000000000.0
2000000000000000000000000000000000000000000000000.0
2240000000000000000000000000000000000000000000000.0
2500000000000000000000000000000000000000000000000.0
2800000000000000000000000000000000000000000000000.0
3200000000000000000000000000000000000000000000000.0
3600000000000000000000000000000000000000000000000.0
4000000000000000000000000000000000000000000000000.0
4500000000000000000000000000000000000000000000000.0
5000000000000000000000000000000000000000000000000.0
5600000000000000000000000000000000000000000000000.0
6300000000000000000000000000000000000000000000000.0
7100000000000000000000000000000000000000000000000.0
8000000000000000000000000000000000000000000000000.0
9000000000000000000000000000000000000000000000000.0
10000000000000000000000000000000000000000000000000.0
11200000000000000000000000000000000000000000000000.0
12500000000000000000000000000000000000000000000000.0
14000000000000000000000000000000000000000000000000.0
16000000000000000000000000000000000000000000000000.0
18000000000000000000000000000000000000000000000000.0
20000000000000000000000000000000000000000000000000.0
22400000000000000000000000000000000000000000000000.0
25000000000000000000000000000000000000000000000000.0
28000000000000000000000000000000000000000000000000.0
32000000000000000000000000000000000000000000000000.0
36000000000000000000000000000000000000000000000000.0
40000000000000000000000000000000000000000000000000.0
45000000000000000000000000000000000000000000000000.0
50000000000000000000000000000000000000000000000000.0
56000000000000000000000000000000000000000000000000.0
63000000000000000000000000000000000000000000000000.0
71000000000000000000000000000000000000000000000000.0
80000000000000000000000000000000000000000000000000.0
90000000000000000000000000000000000000000000000000.0
100000000000000000000000000000000000000000000000000.0
112000000000000000000000000000000000000000000000000.0
125000000000000000000000000000000000000000000000000.0
140000000000000000000000000000000000000000000000000.0
160000000000000000000000000000000000000000000000000.0
180000000000000000000000000000000000000000000000000.0
200000000000000000000000000000000000000000000000000.0
224000000000000000000000000000000000000000000000000.0
250000000000000000000000000000000000000000000000000.0
280000000000000000000000000000000000000000000000000.0
320000000000000000000000000000000000000000000000000.0
360000000000000000000000000000000000000000000000000.0
400000000000000000000000000000000000000000000000000.0
450000000000000000000000000000000000000000000000000.0
500000000000000000000000000000000000000000000000000.0
560000000000000000000000000000000000000000000000000.0
630000000000000000000000000000000000000000000000000.0
710000000000000000000000000000000000000000000000000.0
800000000000000000000000000000000000000000000000000.0
900000000000000000000000000000000000000000000000000.0
1000000000000000000000000000000000000000000000000000.0
1120000000000000000000000000000000000000000000000000.0
1250000000000000000000000000000000000000000000000000.0
1400000000000000000000000000000000000000000000000000.0
1600000000000000000000000000000000000000000000000000.0
1800000000000000000000000000000000000000000000000000.0
2000000000000000000000000000000000000000000000000000.0
2240000000000000000000000000000000000000000000000000.0
2500000000000000000000000000000000000000000000000000.0
2800000000000000000000000000000000000000000000000000.0
3200000000000000000000000000000000000000000000000000.0
3600000000000000000000000000000000000000000000000000.0
4000000000000000000000000000000000000000000000000000.0
4500000000000000000000000000000000000000000000000000.0
5000000000000000000000000000000000000000000000000000.0
5600000000000000000000000000000000000000000000000000.0
6300000000000000000000000000000000000000000000000000.0
7100000000000000000000000000000000000000000000000000.0
8000000000000000000000000000000000000000000000000000.0
9000000000000000000000000000000000000000000000000000.0
10000000000000000000000000000000000000000000000000000.0
11200000000000000000000000000000000000000000000000000.0
12500000000000000000000000000000000000000000000000000.0
14000000000000000000000000000000000000000000000000000.0
16000000000000000000000000000000000000000000000000000.0
18000000000000000000000000000000000000000000000000000.0
20000000000000000000000000000000000000000000000000000.0
22400000000000000000000000000000000000000000000000000.0
25000000000000000000000000000000000000000000000000000.0
28000000000000000000000000000000000000000000000000000.0
32000000000000000000000000000000000000000000000000000.0
36000000000000000000000000000000000000000000000000000.0
40000000000000000000000000000000000000000000000000000.0
45000000000000000000000000000000000000000000000000000.0
50000000000000000000000000000000000000000000000000000.0
56000000000000000000000000000000000000000000000000000.0
63000000000000000000000000000000000000000000000000000.0
71000000000000000000000000000000000000000000000000000.0
80000000000000000000000000000000000000000000000000000.0
90000000000000000000000000000000000000000000000000000.0
100000000000000000000000000000000000000000000000000000.0
112000000000000000000000000000000000000000000000000000.0
125000000000000000000000000000000000000000000000000000.0
140000000000000000000000000000000000000000000000000000.0
160000000000000000000000000000000000000000000000000000.0
180000000000000000000000000000000000000000000000000000.0
200000000000000000000000000000000000000000000000000000.0
224000000000000000000000000000000000000000000000000000.0
250000000000000000000000000000000000000000000000000000.0
280000000000000000000000000000000000000000000000000000.0
320000000000000000000000000000000000000000000000000000.0
360000000000000000000000000000000000000000000000000000.0
400000000000000000000000000000000000000000000000000000.0
450000000000000000000000000000000000000000000000000000.0
500000000000000000000000000000000000000000000000000000.0
560000000000000000000000000000000000000000000000000000.0
630000000000000000000000000000000000000000000000000000.0
710000000000000000000000000000000000000000000000000000.0
800000000000000000000000000000000000000000000000000000.0
900000000000000000000000000000000000000000000000000000.0
1000000000000000000000000000000000000000000000000000000.0
1120000000000000000000000000000000000000000000000000000.0
1250000000000000000000000000000000000000000000000000000.0
1400000000000000000000000000000000000000000000000000000.0
1600000000000000000000000000000000000000000000000000000.0
1800000000000000000000000000000000000000000000000000000.0
2000000000000000000000000000000000000000000000000000000.0
2240000000000000000000000000000000000000000000000000000.0
2500000000000000000000000000000000000000000000000000000.0
2800000000000000000000000000000000000000000000000000000.0
3200000000000000000000000000000000000000000000000000000.0
3600000000000000000000000000000000000000000000000000000.0
4000000000000000000000000000000000000000000000000000000.0
4500000000000000000000000000000000000000000000000000000.0
5000000000000000000000000000000000000000000000000000000.0
5600000000000000000000000000000000000000000000000000000.0
6300000000000000000000000000000000000000000000000000000.0
7100000000000000000000000000000000000000000000000000000.0
8000000000000000000000000000000000000000000000000000000.0
9000000000000000000000000000000000000000000000000000000.0
10000000000000000000000000000000000000000000000000000000.0
11200000000000000000000000000000000000000000000000000000.0
12500000000000000000000000000000000000000000000000000000.0
14000000000000000000000000000000000000000000000000000000.0
16000000000000000000000000000000000000000000000000000000.0
18000000000000000000000000000000000000000000000000000000.0
20000000000000000000000000000000000000000000000000000000.0
22400000000000000000000000000000000000000000000000000000.0
25000000000000000000000000000000000000000000000000000000.0
28000000000000000000000000000000000000000000000000000000.0
32000000000000000000000000000000000000000000000000000000.0
36000000000000000000000000000000000000000000000000000000.0
40000000000000000000000000000000000000000000000000000000.0
45000000000000000000000000000000000000000000000000000000.0
50000000000000000000000000000000000000000000000000000000.0
56000000000000000000000000000000000000000000000000000000.0
63000000000000000000000000000000000000000000000000000000.0
71000000000000000000000000000000000000000000000000000000.0
80000000000000000000000000000000000000000000000000000000.0
90000000000000000000000000000000000000000000000000000000.0
100000000000000000000000000000000000000000000000000000000.0
112000000000000000000000000000000000000000000000000000000.0
125000000000000000000000000000000000000000000000000000000.0
140000000000000000000000000000000000000000000000000000000.0
160000000000000000000000000000000000000000000000000000000.0
180000000000000000000000000000000000000000000000000000000.0
200000000000000000000000000000000000000000000000000000000.0
224000000000000000000000000000000000000000000000000000000.0
250000000000000000000000000000000000000000000000000000000.0
280000000000000000000000000000000000000000000000000000000.0
320000000000000000000000000000000000000000000000000000000.0
360000000000000000000000000000000000000000000000000000000.0
400000000000000000000000000000000000000000000000000000000.0
450000000000000000000000000000000000000000000000000000000.0
500000000000000000000000000000000000000000000000000000000.0
560000000000000000000000000000000000000000000000000000000.0
630000000000000000000000000000000000000000000000000000000.0
710000000000000000000000000000000000000000000000000000000.0
800000000000000000000000000000000000000000000000000000000.0
900000000000000000000000000000000000000000000000000000000.0
1000000000000000000000000000000000000000000000000000000000.0
1120000000000000000000000000000000000000000000000000000000.0
1250000000000000000000000000000000000000000000000000000000.0
1400000000000000000000000000000000000000000000000000000000.0
1600000000000000000000000000000000000000000000000000000000.0
1800000000000000000000000000000000000000000000000000000000.0
2000000000000000000000000000000000000000000000000000000000.0
2240000000000000000000000000000000000000000000000000000000.0
2500000000000000000000000000000000000000000000000000000000.0
2800000000000000000000000000000000000000000000000000000000.0
3200000000000000000000000000000000000000000000000000000000.0
3600000000000000000000000000000000000000000000000000000000.0
4000000000000000000000000000000000000000000000000000000000.0
4500000000000000000000000000000000000000000000000000000000.0
5000000000000000000000000000000000000000000000000000000000.0
5600000000000000000000000000000000000000000000000000000000.0
6300000000000000000000000000000000000000000000000000000000.0
7100000000000000000000000000000000000000000000000000000000.0
8000000000000000000000000000000000000000000000000000000000.0
9000000000000000000000000000000000000000000000000000000000.0
10000000000000000000000000000000000000000000000000000000000.0
11200000000000000000000000000000000000000000000000000000000.0
12500000000000000000000000000000000000000000000000000000000.0
14000000000000000000000000000000000000000000000000000000000.0
16000000000000000000000000000000000000000000000000000000000.0
18000000000000000000000000000000000000000000000000000000000.0
20000000000000000000000000000000000000000000000000000000000.0
22400000000000000000000000000000000000000000000000000000000.0
25000000000000000000000000000000000000000000000000000000000.0
28000000000000000000000000000000000000000000000000000000000.0
32000000000000000000000000000000000000000000000000000000000.0
36000000000000000000000000000000000000000000000000000000000.0
40000000000000000000000000000000000000000000000000000000000.0
45000000000000000000000000000000000000000000000000000000000.0
50000000000000000000000000000000000000000000000000000000000.0
56000000000000000000000000000000000000000000000000000000000.0
63000000000000000000000000000000000000000000000000000000000.0
71000000000000000000000000000000000000000000000000000000000.0
80000000000000000000000000000000000000000000000000000000000.0
90000000000000000000000000000000000000000000000000000000000.0
100000000000000000000000000000000000000000000000000000000000.0
112000000000000000000000000000000000000000000000000000000000.0
125000000000000000000000000000000000000000000000000000000000.0
140000000000000000000000000000000000000000000000000000000000.0
160000000000000000000000000000000000000000000000000000000000.0
180000000000000000000000000000000000000000000000000000000000.0
200000000000000000000000000000000000000000000000000000000000.0
224000000000000000000

PB82-234154

U.S. Foreign Agricultural Trade Statistical Report, Fiscal Year 1981: Supplementary Tables

(U.S.) Economic Research Service
Washington, DC

Mar 82

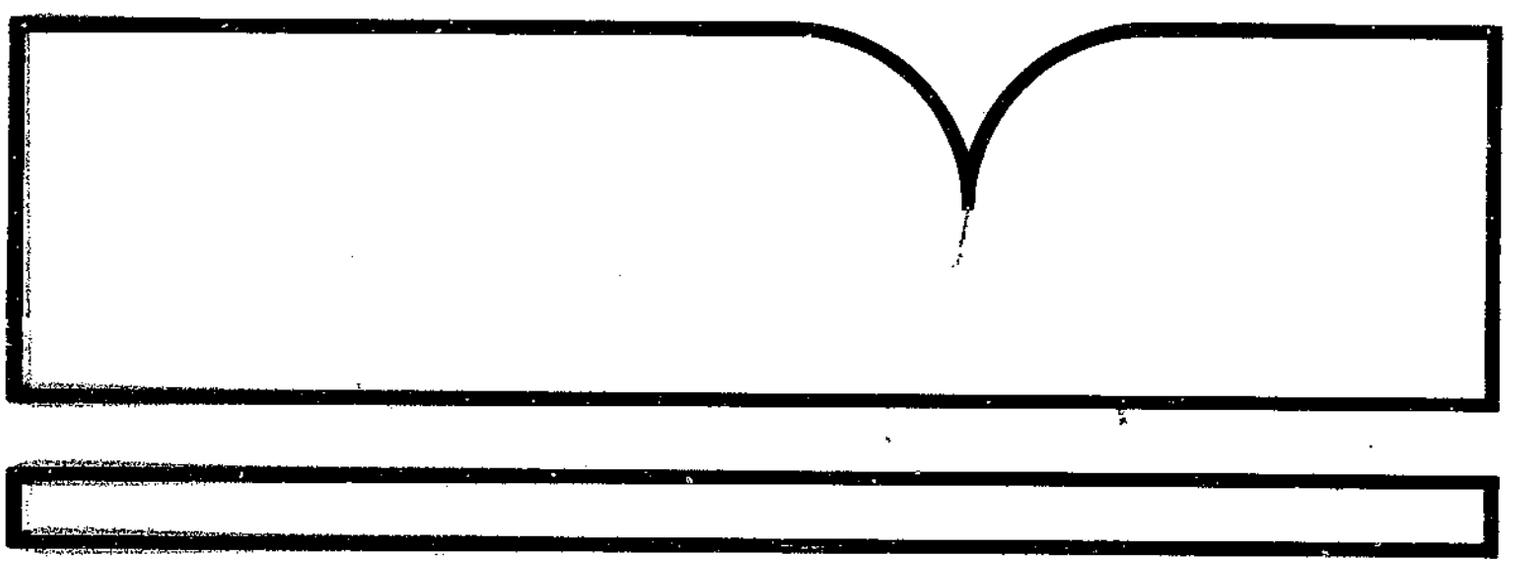

U.S. Department of Commerce
National Technical Information Service

BIBLIOGRAPHIC INFORMATION

PB82-234154

U.S. Foreign Agricultural Trade Statistical Report, Fiscal Year 1981: Supplementary Tables.

Mar 82

PERFORMER: Economic Research Service, Washington, DC. International Economics Div.
AGES-820208

Portions of this document are not fully legible.

This publication presents statistical summaries of U.S. foreign trade in agricultural products by country during fiscal years 1979/80 and 1980/81. Exports to and imports from countries accounting for more than $1 million in trade values are shown. U.S. Census Bureau Schedule B and Tariff Schedule (TSUSA) listings are grouped in standardized economic classes or commodity groups.

KEYWORDS: *Agricultural economics.

Available from the National Technical Information Service, Springfield, Va. 22161

PRICE CODE: PC A11/MF A01

PB82-234154

United States
Department of
Agriculture

Economic
Research
Service

International
Economics
Division

U.S. Foreign Agricultural Trade Statistical Report Fiscal Year 1981-- Supplementary Tables

REPRODUCED BY
NATIONAL TECHNICAL
INFORMATION SERVICE
U.S. DEPARTMENT OF COMMERCE
SPRINGFIELD, VA 22161

U.S. FOREIGN AGRICULTURAL TRADE STATISTICAL REPORT FISCAL YEAR 1981--SUPPLEMENTARY TABLES. Food and Agricultural Statistics Section, World Analysis Branch, International Economics Division, Economic Research Service, U.S. Department of Agriculture. ERS Staff Report No. AGES 820208.

ABSTRACT

This publication presents statistical summaries of U.S. foreign trade in agricultural products by country during fiscal years 1979/80 and 1980/81. Exports to and imports from countries accounting for more than $1 million in trade values are shown. U.S. Census Bureau Schedule B and Tariff Schedule (TSUSA) listings are grouped in standardized economic classes or commodity groups. This report updates U.S. Foreign Agricultural Trade Statistical Report, Fiscal Year 1980 Supplementary Tables (unnumbered) issued in February 1981, and supplements the bimonthly Foreign Agricultural Trade of the United States.

Keywords: Agricultural trade, agricultural exports, agricultural imports, trade statistics, farm product exports.

* *
* This staff report was produced for limited distribution to *
* the research community outside the U.S. Department of *
* Agriculture. *
* *
* *

Washington, D.C. 20250 March 1982

50272-101

REPORT DOCUMENTATION PAGE	1. REPORT NO. Staff Report AGES820208	2.	3. Recipient's Accession No. PB82 234154

4. Title and Subtitle
U.S. Foreign Agricultural Trade Statistical Report Fiscal Year 1981--Supplementary Tables

5. Report Date
March 1982

6.

7. Author(s)

8. Performing Organization Rept. No.
AGES820208 Staff Report

9. Performing Organization Name and Address
International Economics Division
Economic Research Service
U.S. Department of Agriculture
Washington, D.C. 20250

10. Project/Task/Work Unit No.

11. Contract(C) or Grant(G) No.
(C)
(G)

12. Sponsoring Organization Name and Address

13. Type of Report & Period Covered

14.

15. Supplementary Notes

16. Abstract (Limit: 200 words)

This publication presents statistical summaries of U.S. foreign trade in agricultural products by country during fiscal years 1979/80 and 1980/81. Exports to and imports from countries accounting for more than $1 million in trade values are shown. U.S. Census Bureau Schedule B and Tariff Schedule (TSUSA) listings are grouped in standardized economic classes or commodity groups. This report updates U.S. Foreign Agricultural Trade Statistical Report, Fiscal Year 1980 Supplementary Tables (unnumbered) issued in February 1981, and supplements the bimonthly Foreign Agricultural Trade of the United States.

17. Document Analysis a. Descriptors
Commodities
Counties
Exports
Imports
Foreign trade

b. Identifiers/Open-Ended Terms
Agricultural
Economic
Farm products
Statistical
Summaries

c. COSATI Field/Group 5/C, 12/A

Prices as of 1/1/82:
Paper:
Fiche: $4.00
Cost codes are: for Paper and A01 for Fiche

18. Availability Statement:
National Technical Information Service
5285 Port Royal Road, Springfield, VA 22161

19. Security Class (This Report) Unclassified

20. Security Class (This Page) Unclassified

21. No. of Pages

22. Price See box 17

(See ANSI-Z39.18) *See Instructions on Reverse*

OPTIONAL FORM 272 (4-77)
(Formerly NTIS-35)
Department of Commerce

ATTENTION

AS NOTED IN THE NTIS ANNOUNCEMENT, PORTIONS OF THIS REPORT ARE NOT LEGIBLE. HOWEVER, IT IS THE BEST REPRODUCTION AVAILABLE FROM THE COPY SENT TO NTIS.

CONTENTS

Table 1--U.S. agricultural exports: Quantity and value, country by commodity group, fiscal years 1980 and 1981 . 1

Table 2--Transshipments of U.S. agricultural products through Canada: Estimated quantity and value by commodity and destination, fiscal year 1980. 137

Table 3--Transshipments of U.S. agricultural products through Canada: Estimated quantity and value by commodity and destination, fiscal year 1981. 138

Table 4--U.S. agricultural imports: Quantity and value, country by commodity group, fiscal years 1980 and 1981 . 139

February 1982

NOTE

Trade with certain countries and territories was omitted from this report because 1980/81 dollar totals were very small or zero. Exports to and imports from those countries and territories will appear in the U.S. Foreign Agricultural Trade Statistical Report, Fiscal Year 1981.

TABLE 1--U.S. AGRICULTURAL EXPORTS: QUANTITY AND VALUE, COUNTRY BY COMMODITY GROUP, FISCAL YEARS 1980 AND 1981

COUNTRY AND COMMODITY GROUP	UNIT	QUANTITY 1980	QUANTITY 1981	VALUE 1980 $1,000	VALUE 1981 $1,000
C01 WORLD					
TOTAL	---	---	---	40481395	43788126
ANIMALS & ANIMAL PRODUCTS	NA	---	---	3770630	4115164
ANIMALS-LIVE,EX POULTRY	NA	---	---	155126	191953
CATTLE	MNO	53	91	51919	65211
MEATS AND MEAT PRODUCTS	MT	410931	480255	873703	987816
MEATS-FRESH,FROZEN	MT	385049	405969	810905	915268
BEEF AND VEAL	MT	54311	63632	227062	264164
PORK	MT	70606	86361	158396	230397
VARIETY MEATS	MT	204046	208180	305207	306446
MEATS-PREP,PRES	MT	25882	74346	59798	72548
BEEF	MT	4323	50392	14997	17774
PORK	MT	14541	14424	26632	30823
POULTRY & POULTRY PRODS	NA	---	---	546487	765233
POULTRY-LIVE	NA	---	---	46564	58485
BABY CHICKS-BREEDER	MNO	13685	15781	36392	43965
BABY CHICKS-EX BRDR	MNO	17105	24105	5972	8676
POULTRY MEATS	MT	319719	395492	367713	492687
POULTRY MEAT-FR,FRZ	MT	312495	387154	352604	476649
CHICKENS	MT	264001	340306	288406	407096
TURKEYS	MT	29988	29888	42339	45581
POULTRY MEATS-PREP	MT	7224	8338	15110	16038
EGGS	NA	---	---	101364	165464
DAIRY PRODUCTS	NA	---	---	156308	246083
EVAP & COND MILK	MT	19206	17165	13589	14549
NONFAT DRY MILK	MT	96484	101590	42458	44960
BUTTER & ANHYDROUS	MT	459	17234	1078	27853
CHEESE	MT	5692	5771	19323	21266
FATS,OILS AND GREASES	MT	1553608	1549579	784366	756195
LARD	MT	42777	65135	25402	41133
TALLOW-INEDIBLE	MT	1409129	1354112	699574	642021
HIDES AND SKINS	NA	---	---	1115610	1002019
CATTLE HIDES	MNO	20188	19345	680020	604553
CATTLE HIDES-WHOLE	MNO	19470	19126	667437	600011
FURSKINS	NA	---	---	361131	320346
OTHER ANIMAL PRODUCTS	NA	---	---	142036	165864
GRAINS AND PREPARATIONS	NA	---	---	17168313	20309530
WHEAT AND PRODUCTS	MT	37625475	44014951	6632586	8051700
WHEAT AND WHEAT FLOUR	MT	37269329	43541505	6554788	7964795
WHEAT	MT	36065506	42246373	6322817	7706824
WHEAT FLOUR-GR EQ	MT	1203823	1295132	231972	257971
BULGUR & ROLLED WHEAT	MT	352125	468822	75074	83393
RICE	MT	2954701	3171812	1170161	1537387

GRAINS & PREP---CONTINUED

COMMODITY GROUP	UNIT	QUANTITY 1980	QUANTITY 1981	VALUE 1980 $1,000	VALUE 1981 $1,000
FEED GRAINS & PRODUCTS	MT	71548883	69516459	9169161	10497259
FEED GRAINS	MT	71159377	68954653	9102181	10393386
BARLEY	MT	1474882	1764024	200591	260874
CORN	MT	61417307	59368190	7842473	8966424
GRAIN SORGHUMS	MT	8199188	7701626	1049869	1148589
OATS	MT	68000	120813	9247	17499
BLENDED FOOD PRODUCTS	MT	213673	203627	71455	80720
FRUITS AND PREPARATIONS	NA	---	---	1299696	1513246
FRESH	MT	1472289	1609463	701963	860690
CITRUS	MT	936053	910854	378498	413293
OTHER	MT	536236	698609	323466	447397
DRIED	MT	131007	135368	228882	232195
CANNED	MT	153924	153946	126895	134880
FRUIT JUICES	MLT	487367	608338	210749	241005
NUTS AND PREPARATIONS	NA	---	---	786888	598686
VEGETABLES & PREPARATIONS	NA	---	---	954291	1445698
FRESH	MT	695955	813089	227345	319026
VEGETABLES-FROZEN	MT	113163	126423	89590	85396
PULSES	MT	483381	858619	282607	573115
DRIED BEANS	MT	352543	660533	208224	470795
DRIED PEAS	MT	85501	121575	32691	45091
DRIED LENTILS	MT	45337	76511	41692	57230
CANNED	MT	157858	161970	124532	138709
HOPS-INC EXTRACT EQ	MT	18349	17048	51207	103198
FEEDS,FODDERS-EX OILCAKE	NA	---	---	1092762	1058655
CORN BYPRODUCTS	MT	2732879	3023540	459517	492115
ALFALFA MEAL AND CUBES	MT	746817	529019	89493	68907
OILSEEDS AND PRODUCTS	NA	---	---	9810623	9305195
OILCAKE AND MEAL	MT	7599463	6589833	1717514	1669549
SOYBEAN	MT	7174542	6139508	1642253	1596090
OILSEEDS	NA	---	---	6793761	6487639
SOYBEANS	MT	23833032	19971543	6163625	5986159
OILS AND WAXES-VEG	MT	1854460	1616543	1244285	1095261
OILS-SOYA,COTTONSEED	MT	1550444	1060650	994693	661518
SOYBEAN	MT	1220255	738740	781878	456667
COTTONSEED	MT	330189	321910	212815	204851
TOBACCO,UNMANUFACTURED	MT	282687	252131	1348549	1338529
BURLEY	MT	41564	33100	233281	239471
FLUE-CURED	MT	186201	165649	984261	977089
COTTON-EX LINTERS	MT	1986329	1209799	3016471	2230326
COTTON LINTERS	MT	69336	54608	16807	17183
ESSENTIAL OILS	MT	12946	11125	111584	109908
SEEDS-FIELD AND GARDEN	NA	---	---	247317	290103
OTHER VEGETABLE PRODS	NA	---	---	857466	1455902

TABLE 1--U.S. AGRICULTURAL EXPORTS: QUANTITY AND VALUE, COUNTRY BY COMMODITY GROUP, FISCAL YEARS 1980 AND 1981

COUNTRY AND COMMODITY GROUP	UNIT	QUANTITY 1980	QUANTITY 1981	VALUE 1980 $1,000	VALUE 1981 $1,000
122 CANADA					
TOTAL	---	---	---	1749631	2022046
ANIMALS & ANIMAL PRODUCTS	NA	---	---	264545	329608
ANIMALS-LIVE,EX POULTRY	NA	---	---	24934	41896
CATTLE	MNO	24	53	14358	27257
MEATS AND MEAT PRODUCTS	MT	26483	39911	54697	81153
MEATS-FRESH,FROZEN	MT	22810	36245	47218	72298
BEEF AND VEAL	MT	4028	6981	15946	28950
PORK	MT	14493	13170	24213	28482
VARIETY MEATS	MT	3487	15245	5446	12843
MEATS-PREP,PRES	MT	3673	3666	7479	8855
BEEF	MT	220	789	638	1886
PORK	MT	2403	1397	4328	3083
POULTRY & POULTRY PRODS	NA	---	---	43951	52468
POULTRY-LIVE	NA	---	---	6962	10408
BABY CHICKS-BREEDER	MNO	2551	2985	3043	3997
BABY CHICKS-EX BRDR	MNO	4134	6672	1448	2223
POULTRY MEATS	MT	13697	15561	18434	24358
POULTRY MEAT-FR,FRZ	MT	11565	12932	14048	18606
CHICKENS	MT	9750	10729	11519	14925
TURKEYS	MT	1313	1704	1787	2702
POULTRY MEATS-PREP	MT	2132	2629	4387	5752
EGGS	NA	---	---	15787	13669
DAIRY PRODUCTS	NA	---	---	10689	10292
EVAP & COND MILK	MT	167	63	48	48
NONFAT DRY MILK	MT	112	50	85	68
BUTTER & ANHYDROUS	MT	39	38	56	79
CHEESE	MT	1438	972	4394	4122
FATS,OILS AND GREASES	MT	19101	14443	11120	9032
LARD	MT	8950	7909	4771	4103
TALLOW-INEDIBLE	MT	5111	1460	2114	705
HIDES AND SKINS	NA	---	---	103977	112230
CATTLE HIDES	MNO	970	1240	26992	31244
CATTLE HIDES-WHOLE	MNO	927	1152	26465	30398
FURSKINS	NA	---	---	69418	74673
OTHER ANIMAL PRODUCTS	NA	---	---	15178	22538
GRAINS AND PREPARATIONS	NA	---	---	152237	180365
WHEAT AND PRODUCTS	MT	5004	10346	1304	2278
WHEAT AND WHEAT FLOUR	MT	3366	8169	418	940
WHEAT	MT				
WHEAT FLOUR-GR EQ	MT	3366	8169	418	940
BULGUR & ROLLED WHEAT	MT	20	90	9	14
RICE	MT	85015	99505	36115	45967
GRAINS & PREP---CONTINUED					
FEED GRAINS & PRODUCTS	MT	704182	657615	83912	92994
FEED GRAINS	MT	599212	551726	66616	73035
BARLEY	MT				
CORN	MT	596634	551359	66296	72986
GRAIN SORGHUMS	MT	2578	367	319	49
OATS	MT				
BLENDED FOOD PRODUCTS	MT	3386	2489	698	549
FRUITS AND PREPARATIONS	NA	---	---	380939	435692
FRESH	MT	522746	533893	220252	256316
CITRUS	MT	256084	237685	88958	93956
OTHER	MT	266662	296208	131295	162359
DRIED	MT	13823	15850	23277	29818
CANNED	MT	45798	46841	33046	37553
FRUIT JUICES	MLT	230274	243623	97444	103212
NUTS AND PREPARATIONS	NA	---	---	66065	51669
VEGETABLES & PREPARATIONS	NA	---	---	245005	330486
FRESH	MT	562134	637143	173916	231885
VEGETABLES-FROZEN	MT	12095	15979	6973	9722
PULSES	MT	17599	25324	7585	13563
DRIED BEANS	MT	13486	19211	5674	10850
DRIED PEAS	MT	2482	4843	800	1791
DRIED LENTILS	MT	1631	1270	1111	922
CANNED	MT	27610	33057	19720	26381
HOPS-INC EXTRACT EQ	MT	1211	2247	3792	9694
FEEDS,FODDERS-EX OILCAKE	NA	---	---	44023	51139
CORN BYPRODUCTS	MT	21706	23886	2940	3540
ALFALFA MEAL AND CUBES	MT	68050	48001	4435	6437
OILSEEDS AND PRODUCTS	NA	---	---	233744	220297
OILCAKE AND MEAL	MT	361842	335083	84538	86558
SOYBEAN	MT	355869	331240	83075	85455
OILSEEDS	NA	---	---	110167	97118
SOYBEANS	MT	392915	290598	97023	81521
OILS AND WAXES-VEG	MT	49613	42615	35007	32483
OILS-SOYA,COTTONSEED	MT	20133	10321	11177	6194
SOYBEAN	MT	14800	7823	8627	4887
COTTONSEED	MT	5333	2498	2549	1307
TOBACCO,UNMANUFACTURED	MT	8169	1293	26664	4524
BURLEY	MT	0	76	0	498
FLUE-CURED	MT	4180	584	24176	3313
COTTON-EX LINTERS	MT	58455	58645	92485	110877
COTTON LINTERS	MT	10344	7848	2874	2510
ESSENTIAL OILS	MT	695	831	8642	8917
SEEDS-FIELD AND GARDEN	NA	---	---	34234	33618
OTHER VEGETABLE PRODS	NA	---	---	198175	262344

TABLE 1--U.S. AGRICULTURAL EXPORTS: QUANTITY AND VALUE, COUNTRY BY COMMODITY GROUP, FISCAL YEARS 1980 AND 1981

COUNTRY AND COMMODITY GROUP	UNIT	QUANTITY 1980	QUANTITY 1981	VALUE 1980 $1,000	VALUE 1981 $1,000
201 MEXICO					
TOTAL	---	---	---	2003266	2731655
ANIMALS & ANIMAL PRODUCTS	NA	---	---	281901	362878
ANIMALS-LIVE,EX POULTRY	NA	---	---	17924	30623
CATTLE	MNO	15	25	12187	18938
MEATS AND MEAT PRODUCTS	MT	43899	40178	38215	39420
MEATS-FRESH,FROZEN	MT	41885	37116	34703	34059
BEEF AND VEAL	MT	887	1315	2200	3676
PORK	MT	8631	11054	6862	8051
VARIETY MEATS	MT	32175	24343	25211	21585
MEATS-PREP,PRES	MT	2014	3062	3512	5361
BEEF	MT	102	111	191	248
PORK	MT	1540	2484	2749	4219
POULTRY & POULTRY PRODS	NA	---	---	23728	39371
POULTRY-LIVE	NA	---	---	5466	6813
BABY CHICKS-BREEDER	MNO	1762	2900	3735	4676
BABY CHICKS-EX BRDR	MNO	2349	2976	943	1115
POULTRY MEATS	MT	13278	15532	12751	17324
POULTRY MEAT-FR,FRZ	MT	13228	15488	12673	17250
CHICKENS	MT	12976	15278	12439	17068
TURKEYS	MT	176	141	165	121
POULTRY MEATS-PREP	MT	50	44	78	74
EGGS	NA	---	---	5343	15165
DAIRY PRODUCTS	NA	---	---	52599	85903
EVAP & COND MILK	MT	16383	15689	10834	12666
NONFAT DRY MILK	MT	36168	393	17850	327
BUTTER & ANHYDROUS	MT	43	58	105	149
CHEESE	MT	272	427	696	1119
FATS,OILS AND GREASES	MT	107191	112862	61560	64932
LARD	MT	24482	28422	13346	15374
TALLOW-INEDIBLE	MT	72582	73718	40988	41984
HIDES AND SKINS	NA	---	---	74005	83663
CATTLE HIDES	MNO	1832	2541	66269	68106
CATTLE HIDES-WHOLE	MNO	1811	2534	66012	67899
FURSKINS	NA	---	---	190	228
OTHER ANIMAL PRODUCTS	NA	---	---	13870	18965
GRAINS AND PREPARATIONS	NA	---	---	1058057	1263354
WHEAT AND PRODUCTS	MT	882265	1144839	156331	226570
WHEAT AND WHEAT FLOUR	MT	882132	1144757	156297	226512
WHEAT	MT	875767	1132855	157506	225292
WHEAT FLOUR-GR EQ	MT	6365	11902	791	1220
BULGUR & ROLLED WHEAT	MT	105	0	10	0
RICE	MT	33802	32258	11912	11445
GRAINS & PREP---CONTINUED					
FEED GRAINS & PRODUCTS	MT	6396742	6588615	879400	1018522
FEED GRAINS	MT	6350479	6523721	873625	1010239
BARLEY	MT	221232	21546	42162	3967
CORN	MT	3869890	3832045	526093	607997
GRAIN SORGHUMS	MT	2255145	2646292	305062	396004
OATS	MT	4212	23838	308	2272
BLENDED FOOD PRODUCTS	MT	15152	423	2325	114
FRUITS AND PREPARATIONS	NA	---	---	10441	32483
FRESH	MT	17360	29913	8010	13057
CITRUS	MT	2283	4950	667	1451
OTHER	MT	15077	24963	7342	11605
DRIED	MT	1075	2331	679	2251
CANNED	MT	543	13586	420	9171
FRUIT JUICES	MLT	3535	14460	1151	7150
NUTS AND PREPARATIONS	NA	---	---	7789	10920
VEGETABLES & PREPARATIONS	NA	---	---	103430	295673
FRESH	MT	16347	26285	5069	9558
VEGETABLES-FROZEN	MT	613	885	349	471
PULSES	MT	116735	359140	80604	266217
DRIED BEANS	MT	116294	358004	80382	265615
DRIED PEAS	MT	385	940	177	424
DRIED LENTILS	MT	56	196	46	179
CANNED	MT	8361	8921	5487	6576
HOPS-INC EXTRACT EQ	MT	3466	2168	6812	7132
FEEDS,FODDERS-EX OILCAKE	NA	---	---	25061	27046
CORN BYPRODUCTS	MT	2958	13616	333	1910
ALFALFA MEAL AND CUBES	MT	12159	24354	1100	2618
OILSEEDS AND PRODUCTS	NA	---	---	410161	454727
OILCAKE AND MEAL	MT	214174	281491	56461	61690
SOYBEAN	MT	147683	177129	41882	46466
OILSEEDS	NA	---	---	322827	364177
SOYBEANS	MT	845071	854780	226762	270940
OILS AND WAXES-VEG	MT	45390	37642	30254	28143
OILS-SOYA,COTTONSEED	MT	31608	21684	18919	14421
SOYBEAN	MT	31426	21562	18798	14336
COTTONSEED	MT	182	122	121	85
TOBACCO,UNMANUFACTURED	MT				
BURLEY	MT				
FLUE-CURED	MT				
COTTON-EX LINTERS	MT	12	5	17	9
COTTON LINTERS	MT	6406	3314	2060	1076
ESSENTIAL OILS	MT	353	288	5035	4386
SEEDS-FIELD AND GARDEN	NA	---	---	31688	46485
OTHER VEGETABLE PRODS	NA	---	---	67625	232620

TABLE 1--U.S. AGRICULTURAL EXPORTS: QUANTITY AND VALUE, COUNTRY BY COMMODITY GROUP, FISCAL YEARS 1980 AND 1981

COUNTRY AND COMMODITY GROUP	UNIT	QUANTITY 1980	QUANTITY 1981	VALUE 1980 $1,000	VALUE 1981 $1,000
205 GUATEMALA					
TOTAL	---	---	---	71191	85091
ANIMALS & ANIMAL PRODUCTS	NA	---	---	13436	15307
ANIMALS-LIVE,EX POULTRY	NA	---	---	318	358
CATTLE	MNO	0	0	125	128
MEATS AND MEAT PRODUCTS	MT	631	742	1230	1614
MEATS-FRESH,FROZEN	MT	325	477	658	1039
BEEF AND VEAL	MT	40	42	165	185
PORK	MT	223	375	371	724
VARIETY MEATS	MT	62	24	123	75
MEATS-PREP,PRES	MT	306	265	572	575
BEEF	MT	4	6	7	18
PORK	MT	291	248	541	514
POULTRY & POULTRY PRODS	NA	---	---	609	727
POULTRY-LIVE	NA	---	---	498	660
BABY CHICKS-BREEDER	MNO	355	326	454	526
BABY CHICKS-EX BRDR	MNO	33	83	31	113
POULTRY MEATS	MT	0	1	7	8
POULTRY MEAT-FR,FRZ	MT	0	1	0	1
CHICKENS	MT				
TURKEYS	MT				
POULTRY MEATS-PREP	MT	0	0	7	7
EGGS	NA	---	---	105	60
DAIRY PRODUCTS	NA	---	---	1668	2040
EVAP & COND MILK	MT	16	0	14	0
NONFAT DRY MILK	MT	2494	3182	4052	1349
BUTTER & ANHYDROUS	MT	0	3	0	12
CHEESE	MT	26	24	62	83
FATS,OILS AND GREASES	MT	11151	17224	6072	9718
LARD	MT	3	1	0	2
TALLOW--INEDIBLE	MT	11089	16147	5997	9049
HIDES AND SKINS	NA	---	---	185	372
CATTLE HIDES	MNO	8	12	178	372
CATTLE HIDES-WHOLE	MNO	7	12	157	372
FURSKINS	NA	---	---	2	0
OTHER ANIMAL PRODUCTS	NA	---	---	353	478
GRAINS AND PREPARATIONS	NA	---	---	35719	38521
WHEAT AND PRODUCTS	MT	115401	115706	21552	21971
WHEAT AND WHEAT FLOUR	MT	115398	115703	21550	21968
WHEAT	MT	113899	112546	21275	21394
WHEAT FLOUR-GR EQ	MT	1499	3157	275	574
BULGUR & ROLLED WHEAT	MT				
RICE	MT	2682	4451	807	2612
GRAINS & PREP---CONTINUED					
FEED GRAINS & PRODUCTS	MT	84196	68139	11950	11631
FEED GRAINS	MT	77930	62406	11065	10515
BARLEY	MT				
CORN	MT	77930	62206	11065	10484
GRAIN SORGHUMS	MT	0	200	0	31
OATS	MT				
BLENDED FOOD PRODUCTS	MT	2609	5730	925	2303
FRUITS AND PREPARATIONS	NA	---	---	2645	2837
FRESH	MT	2240	2922	1484	1767
CITRUS	MT				
OTHER	MT	2240	2922	1484	1767
DRIED	MT	200	221	451	474
CANNED	MT	433	195	446	261
FRUIT JUICES	MLT	425	499	132	166
NUTS AND PREPARATIONS	NA	---	---	222	324
VEGETABLES & PREPARATIONS	NA	---	---	1360	1483
FRESH	MT	95	6	35	5
VEGETABLES-FROZEN	MT				
PULSES	MT	48	96	38	58
DRIED BEANS	MT	1	1	1	2
DRIED PEAS	MT	37	81	23	40
DRIED LENTILS	MT	10	14	14	16
CANNED	MT	180	230	153	196
HOPS-INC EXTRACT EQ	MT	96	31	265	109
FEEDS,FODDERS-EX OILCAKE	NA	---	---	1522	1557
CORN BYPRODUCTS	MT	510	0	171	0
ALFALFA MEAL AND CUBES	MT	90	0	16	0
OILSEEDS AND PRODUCTS	NA	---	---	9265	14529
OILCAKE AND MEAL	MT	25414	25076	6167	7502
SOYBEAN	MT	24057	24977	5921	7486
OILSEEDS	NA	---	---	201	375
SOYBEANS	MT	15	71	5	22
OILS AND WAXES-VEG	MT	2474	5943	2259	6039
OILS-SOYA,COTTONSEED	MT	2063	4970	1762	5057
SOYBEAN	MT	2063	4970	1762	5057
COTTONSEED	MT				
TOBACCO,UNMANUFACTURED	MT	178	23	405	114
BURLEY	MT				
FLUE-CURED	MT	63	13	332	88
COTTON-EX LINTERS	MT	110	15	191	24
COTTON LINTERS	MT				
ESSENTIAL OILS	MT	73	50	695	483
SEEDS-FIELD AND GARDEN	NA	---	---	729	978
OTHER VEGETABLE PRODS	NA	---	---	8004	8935

TABLE 1--U.S. AGRICULTURAL EXPORTS: QUANTITY AND VALUE, COUNTRY BY COMMODITY GROUP, FISCAL YEARS 1980 AND 1981

COUNTRY AND COMMODITY GROUP	UNIT	QUANTITY 1980	QUANTITY 1981	VALUE 1980 $1,000	VALUE 1981 $1,000
208 BELIZE					
TOTAL	---	---	---	9984	11018
ANIMALS & ANIMAL PRODUCTS	NA	---	---	3649	3976
ANIMALS-LIVE,EX POULTRY	NA	---	---	0	12
CATTLE	MNO	0	0	0	12
MEATS AND MEAT PRODUCTS	MT	764	983	1159	1456
MEATS-FRESH,FROZEN	MT	130	398	210	607
BEEF AND VEAL	MT	24	2	57	5
PORK	MT	62	223	115	381
VARIETY MEATS	MT	41	167	37	203
MEATS-PREP,PRES	MT	634	585	948	849
BEEF	MT	19	68	37	80
PORK	MT	475	345	624	491
POULTRY & POULTRY PRODS	NA	---	---	271	508
POULTRY-LIVE	NA	---	---	23	37
BABY CHICKS-BREEDER	MNO	6	18	10	17
BABY CHICKS-EX BRDR	MNO	51	48	13	19
POULTRY MEATS	MT	80	214	154	373
POULTRY MEAT-FR,FRZ	MT	78	170	151	274
CHICKENS	MT	31	120	45	157
TURKEYS	MT	27	63	54	112
POULTRY MEATS-PREP	MT	2	44	3	99
EGGS	NA	---	---	95	99
DAIRY PRODUCTS	NA	---	---	432	247
EVAP & COND MILK	MT	40	16	82	18
NONFAT DRY MILK	MT	5	8	22	5
BUTTER & ANHYDROUS	MT	5	21	13	26
CHEESE	MT	45	92	98	171
FATS,OILS AND GREASES	MT	1833	1801	1780	1735
LARD	MT	1794	1726	1735	1649
TALLOW-INEDIBLE	MT				
HIDES AND SKINS	NA	---	---		
CATTLE HIDES	MNO				
CATTLE HIDES-WHOLE	MNO				
FURSKINS	NA	---	---		
OTHER ANIMAL PRODUCTS	NA	---	---	7	17
GRAINS AND PREPARATIONS	NA	---	---	2328	2581
WHEAT AND PRODUCTS	MT	10660	7102	2085	1708
WHEAT AND WHEAT FLOUR	MT	10640	7058	2070	1676
WHEAT	MT	8975	5983	1729	1438
WHEAT FLOUR-GR EQ	MT	1665	1075	341	238
BULGUR & ROLLED WHEAT	MT				
RICE	MT	11	9	2	0

GRAINS & PREP---CONTINUED

COMMODITY GROUP	UNIT	QUANTITY 1980	QUANTITY 1981	VALUE 1980 $1,000	VALUE 1981 $1,000
FEED GRAINS & PRODUCTS	MT	507	338	123	465
FEED GRAINS	MT	319	0	44	0
BARLEY	MT				
CORN	MT	304	0	42	0
GRAIN SORGHUMS	MT	15	0	2	0
OATS	MT				
BLENDED FOOD PRODUCTS	MT	0	0	1	0
FRUITS AND PREPARATIONS	NA	---	---	301	448
FRESH	MT	168	252	148	162
CITRUS	MT	1	2	1	2
OTHER	MT	167	250	146	160
DRIED	MT	19	59	34	107
CANNED	MT	137	67	64	52
FRUIT JUICES	MLT	56	100	27	53
NUTS AND PREPARATIONS	NA	---	---	133	54
VEGETABLES & PREPARATIONS	NA	---	---	1288	1358
FRESH	MT	273	548	74	191
VEGETABLES-FROZEN	MT	2	0	4	0
PULSES	MT	747	440	476	367
DRIED BEANS	MT	694	405	433	339
DRIED PEAS	MT	53	35	43	28
DRIED LENTILS	MT				
CANNED	MT	433	544	372	524
HOPS-INC EXTRACT EQ	MT	0	0	3	3
FEEDS,FODDERS-EX OILCAKE	NA	---	---	1091	1482
CORN BYPRODUCTS	MT	1	0	2	0
ALFALFA MEAL AND CUBES	MT				
OILSEEDS AND PRODUCTS	NA	---	---	527	475
OILCAKE AND MEAL	MT				
SOYBEAN	MT				
OILSEEDS	NA	---	---	2	2
SOYBEANS	MT				
OILS AND WAXES-VEG	MT	327	391	526	472
OILS-SOYA,COTTONSEED	MT	87	98	98	106
SOYBEAN	MT	87	98	98	106
COTTONSEED	MT				
TOBACCO,UNMANUFACTURED	MT	2	2	5	5
BURLEY	MT				
FLUE-CURED	MT				
COTTON-EX LINTERS	MT				
COTTON LINTERS	MT				
ESSENTIAL OILS	MT	3	1	16	30
SEEDS-FIELD AND GARDEN	NA	---	---	52	70
OTHER VEGETABLE PRODS	NA	---	---	593	739

TABLE 1--U.S. AGRICULTURAL EXPORTS: QUANTITY AND VALUE, COUNTRY BY COMMODITY GROUP, FISCAL YEARS 1980 AND 1981

COUNTRY AND COMMODITY GROUP	UNIT	QUANTITY 1980	QUANTITY 1981	VALUE 1980 $1,000	VALUE 1981 $1,000
211 EL SALVADOR					
TOTAL	---	---	---	59177	62157
ANIMALS & ANIMAL PRODUCTS	NA	---	---	11666	14258
ANIMALS-LIVE,EX POULTRY	NA	---	---	48	0
CATTLE	MNO	0	0	48	0
MEATS AND MEAT PRODUCTS	MT	261	85	472	190
MEATS-FRESH,FROZEN	MT	1	0	3	2
BEEF AND VEAL	MT				
PORK	MT	1	0	3	2
VARIETY MEATS	MT				
MEATS-PREP,PRES	MT	260	85	469	188
BEEF	MT	36	0	32	0
PORK	MT	220	84	424	186
POULTRY & POULTRY PRODS	NA	---	---	740	623
POULTRY-LIVE	NA	---	---	617	503
BABY CHICKS-BREEDER	MNO	262	191	510	415
BABY CHICKS-EX BRDR	MNO	67	48	83	55
POULTRY MEATS	MT				
POULTRY MEAT-FR,FRZ	MT				
CHICKENS	MT				
TURKEYS	MT				
POULTRY MEATS-PREP	MT				
EGGS	NA	---	---	123	121
DAIRY PRODUCTS	NA	---	---	780	1192
EVAP & COND MILK	MT				
NONFAT DRY MILK	MT	1606	2667	567	1103
BUTTER & ANHYDROUS	MT	0	11	0	27
CHEESE	MT	31	1	12	4
FATS,OILS AND GREASES	MT	18488	24948	9470	11448
LARD	MT	0	5	0	4
TALLOW-INEDIBLE	MT	18063	16286	9239	7405
HIDES AND SKINS	NA	---	---	13	706
CATTLE HIDES	MNO	0	12	13	373
CATTLE HIDES-WHOLE	MNO	0	12	13	373
FURSKINS	NA	---	---		
OTHER ANIMAL PRODUCTS	NA	---	---	145	98
GRAINS AND PREPARATIONS	NA	---	---	25986	25695
WHEAT AND PRODUCTS	MT	99113	105997	21015	20894
WHEAT AND WHEAT FLOUR	MT	98590	105418	20906	20761
WHEAT	MT	98590	103194	20906	20320
WHEAT FLOUR-GR EQ	MT	0	2224	0	441
BULGUR & ROLLED WHEAT	MT	523	575	109	129
RICE	MT	5197	4178	2011	1913
GRAINS & PREP---CONTINUED					
FEED GRAINS & PRODUCTS	MT	13976	10191	1651	1688
FEED GRAINS	MT	13790	3682	1615	629
BARLEY	MT				
CORN	MT	13790	3682	1615	629
GRAIN SORGHUMS	MT				
OATS	MT				
BLENDED FOOD PRODUCTS	MT	3061	2427	1112	965
FRUITS AND PREPARATIONS	NA	---	---	1094	471
FRESH	MT	1265	414	918	287
CITRUS	MT				
OTHER	MT	1265	414	918	287
DRIED	MT	24	36	60	69
CANNED	MT	101	74	89	98
FRUIT JUICES	MLT	50	31	23	17
NUTS AND PREPARATIONS	NA	---	---	41	14
VEGETABLES & PREPARATIONS	NA	---	---	881	1897
FRESH	MT	43	0	10	0
VEGETABLES-FROZEN	MT				
PULSES	MT	343	2098	307	1208
DRIED BEANS	MT	342	2090	306	1200
DRIED PEAS	MT				
DRIED LENTILS	MT	1	8	1	9
CANNED	MT	144	119	298	112
HOPS-INC EXTRACT EQ	MT	19	16	45	78
FEEDS,FODDERS-EX OILCAKE	NA	---	---	234	551
CORN BYPRODUCTS	MT	0	900	0	281
ALFALFA MEAL AND CUBES	MT				
OILSEEDS AND PRODUCTS	NA	---	---	8667	17443
OILCAKE AND MEAL	MT	23708	26567	5904	8281
SOYBEAN	MT	23669	26567	5890	8281
OILSEEDS	NA	---	---	37	78
SOYBEANS	MT				
OILS AND WAXES-VEG	MT	4250	14559	2721	9081
OILS-SOYA,COTTONSEED	MT	4065	14125	2511	8646
SOYBEAN	MT	675	5772	593	3718
COTTONSEED	MT	3390	8353	1918	4928
TOBACCO,UNMANUFACTURED	MT	2	1	6	4
BURLEY	MT				
FLUE-CURED	MT				
COTTON-EX LINTERS	MT	135	223	235	411
COTTON LINTERS	MT				
ESSENTIAL OILS	MT	10	50	65	267
SEEDS-FIELD AND GARDEN	NA	---	---	170	1.3
OTHER VEGETABLE PRODS	NA	---	---	1132	999

TABLE 1--U.S. AGRICULTURAL EXPORTS: QUANTITY AND VALUE, COUNTRY BY COMMODITY GROUP, FISCAL YEARS 1980 AND 1981

COUNTRY AND COMMODITY GROUP	UNIT	QUANTITY 1980	QUANTITY 1981	VALUE 1980 $1,000	VALUE 1981 $1,000
215 HONDURAS					
TOTAL	---	---	---	50182	44718
ANIMALS & ANIMAL PRODUCTS	NA	---	---	6929	6408
ANIMALS-LIVE,EX POULTRY	NA	---	---	164	54
CATTLE	MNO	0	0	157	24
MEATS AND MEAT PRODUCTS	MT	221	473	485	1097
MEATS-FRESH,FROZEN	MT	79	256	134	564
BEEF AND VEAL	MT	3	19	11	51
PORK	MT	58	146	92	276
VARIETY MEATS	MT	18	20	31	47
MEATS-PREP,PRES	MT	142	217	351	533
BEEF	MT	36	9	102	32
PORK	MT	58	63	114	160
POULTRY & POULTRY PRODS	NA	---	---	734	584
POULTRY-LIVE	NA	---	---	210	320
BABY CHICKS-BREEDER	MNO	80	115	138	212
BABY CHICKS-EX BRDR	MNO	306	325	66	107
POULTRY MEATS	MT	33	41	47	80
POULTRY MEAT-FR,FRZ	MT	27	39	38	69
CHICKENS	MT	19	36	22	63
TURKEYS	MT	5	3	9	6
POULTRY MEATS-PREP	MT	6	2	9	11
EGGS	NA	---	---	477	184
DAIRY PRODUCTS	NA	---	---	582	923
EVAP & COND MILK	MT	2	2	3	1
NONFAT DRY MILK	MT	1073	1331	381	597
BUTTER & ANHYDROUS	MT	0	1	0	2
CHEESE	MT	9	12	31	48
FATS,OILS AND GREASES	MT	9145	7407	4527	3272
LARD	MT	33	52	42	72
TALLOW-INEDIBLE	MT	7671	7266	3908	3109
HIDES AND SKINS	NA	---	---	34	2
CATTLE HIDES	MNO	2	0	29	0
CATTLE HIDES-WHOLE	MNO	2	0	29	0
FURSKINS	NA	---	---		
OTHER ANIMAL PRODUCTS	NA	---	---	402	477
GRAINS AND PREPARATIONS	NA	---	---	26269	19845
WHEAT AND PRODUCTS	MT	71352	80870	13195	13029
WHEAT AND WHEAT FLOUR	MT	71294	80608	13189	12940
WHEAT	MT	70777	67171	13086	12730
WHEAT FLOUR-GR EQ	MT	517	13437	103	210
BULGUR & ROLLED WHEAT	MT	58	245	5	76
RICE	MT	6357	1439	2548	582

GRAINS & PREP---CONTINUED

COMMODITY GROUP	UNIT	QUANTITY 1980	QUANTITY 1981	VALUE 1980 $1,000	VALUE 1981 $1,000
FEED GRAINS & PRODUCTS	MT	66017	25773	8761	4177
FEED GRAINS	MT	64999	22929	8570	3668
BARLEY	MT				
CORN	MT	64955	22869	8566	3662
GRAIN SORGHUMS	MT	44	0	4	0
OATS	MT	0	60	0	6
BLENDED FOOD PRODUCTS	MT	2949	3759	1060	1511
FRUITS AND PREPARATIONS	NA	---	---	1822	2922
FRESH	MT	1669	2549	1032	1504
CITRUS	MT	0	644	0	372
OTHER	MT	1669	1905	1032	1132
DRIED	MT	51	50	124	138
CANNED	MT	232	174	153	192
FRUIT JUICES	MLT	1261	2517	479	866
NUTS AND PREPARATIONS	NA	---	---	88	57
VEGETABLES & PREPARATIONS	NA	---	---	3757	3844
FRESH	MT	1578	1204	373	521
VEGETABLES-FROZEN	MT	0	37	0	26
PULSES	MT	2213	16	1506	13
DRIED BEANS	MT	2206	3	1499	3
DRIED PEAS	MT	6	10	6	7
DRIED LENTILS	MT	1	3	1	3
CANNED	MT	806	1220	1100	1338
HOPS-INC EXTRACT EQ	MT	19	6	87	111
FEEDS,FODDERS-EX OILCAKE	NA	---	---	584	538
CORN BYPRODUCTS	MT	3	11	0	2
ALFALFA MEAL AND CUBES	MT				
OILSEEDS AND PRODUCTS	NA	---	---	6714	6257
OILCAKE AND MEAL	MT	13076	12093	3455	3676
SOYBEAN	MT	13076	12090	3455	3675
OILSEEDS	NA	---	---	8	14
SOYBEANS	MT	0	46	0	14
OILS AND WAXES-VEG	MT	4429	3200	3251	2565
OILS-SOYA,COTTONSEED	MT	3245	2142	2276	1605
SOYBEAN	MT	940	1142	813	962
COTTONSEED	MT	2305	1000	1463	643
TOBACCO,UNMANUFACTURED	MT	69	36	176	365
BURLEY	MT				
FLUE-CURED	MT				
COTTON-EX LINTERS	MT	2	0	3	0
COTTON LINTERS	MT				
ESSENTIAL OILS	MT	25	951	163	824
SEEDS-FIELD AND GARDEN	NA	---	---	313	229
OTHER VEGETABLE PRODS	NA	---	---	3365	3428

TABLE 1--U.S. AGRICULTURAL EXPORTS: QUANTITY AND VALUE, COUNTRY BY COMMODITY GROUP, FISCAL YEARS 1980 AND 1981

COUNTRY AND COMMODITY GROUP	UNIT	QUANTITY 1980	QUANTITY 1981	VALUE 1980 $1,000	VALUE 1981 $1,000
219 NICARAGUA					
TOTAL	---	---	---	64540	38832
ANIMALS & ANIMAL PRODUCTS	NA	---	---	11275	14679
ANIMALS-LIVE,EX POULTRY	NA	---	---	0	68
CATTLE	MNO				
MEATS AND MEAT PRODUCTS	MT	43	3	147	9
MEATS-FRESH,FROZEN	MT	35	0	131	0
BEEF AND VEAL	MT	35	0	128	0
PORK	MT				
VARIETY MEATS	MT	0	0	1	0
MEATS-PREP,PRES	MT	8	3	16	9
BEEF	MT	0	0	1	0
PORK	MT	7	2	14	5
POULTRY & POULTRY PRODS	NA	---	---	3416	7133
POULTRY-LIVE	NA	---	---	87	909
BABY CHICKS-BREEDER	MNO	0	45	0	54
BABY CHICKS-EX BRDR	MNO	225	3070	87	855
POULTRY MEATS	MT	2143	4247	2353	5897
POULTRY MEAT-FR,FRZ	MT	2143	4247	2353	5897
CHICKENS	MT	2143	4247	2353	5897
TURKEYS	MT				
POULTRY MEATS-PREP	MT				
EGGS	NA	---	---	976	327
DAIRY PRODUCTS	NA	---	---	1016	465
EVAP & COND MILK	MT	6	3	9	5
NONFAT DRY MILK	MT	507	588	190	217
BUTTER & ANHYDROUS	MT				
CHEESE	MT	5	5	16	26
FATS,OILS AND GREASES	MT	12507	14548	6617	6883
LARD	MT				
TALLOW-INEDIBLE	MT	12504	9244	6612	4422
HIDES AND SKINS	NA	---	---		
CATTLE HIDES	MNO				
CATTLE HIDES-WHOLE	MNO				
FURSKINS	NA	---	---		
OTHER ANIMAL PRODUCTS	NA	---	---	79	120
GRAINS AND PREPARATIONS	NA	---	---	22315	3657
WHEAT AND PRODUCTS	MT	51182	10857	9072	2082
WHEAT AND WHEAT FLOUR	MT	51179	10854	9070	2079
WHEAT	MT	51154	8150	9052	1458
WHEAT FLOUR-GR EQ	MT	25	2704	19	621
BULGUR & ROLLED WHEAT	MT				
RICE	MT	16191	505	4981	234

GRAINS & PREP---CONTINUED

COMMODITY GROUP	UNIT	QUANTITY 1980	QUANTITY 1981	VALUE 1980 $1,000	VALUE 1981 $1,000
FEED GRAINS & PRODUCTS	MT	42097	9761	7860	1303
FEED GRAINS	MT	30200	0	6531	0
BARLEY	MT	13	0	2	0
CORN	MT	30187	0	6530	0
GRAIN SORGHUMS	MT				
OATS	MT				
BLENDED FOOD PRODUCTS	MT	859	0	376	0
FRUITS AND PREPARATIONS	NA	---	---	244	303
FRESH	MT	221	308	155	235
CITRUS	MT				
OTHER	MT	221	308	155	235
DRIED	MT	84	9	75	22
CANNED	MT	9	2	10	2
FRUIT JUICES	MLT	3	3	2	2
NUTS AND PREPARATIONS	NA	---	---	114	4
VEGETABLES & PREPARATIONS	NA	---	---	10349	8785
FRESH	MT	89	50	47	17
VEGETABLES-FROZEN	MT				
PULSES	MT	11326	10190	10062	8246
DRIED BEANS	MT	11326	9918	10062	7999
DRIED PEAS	MT	0	272	0	246
DRIED LENTILS	MT				
CANNED	MT	5	0	5	0
HOPS-INC EXTRACT EQ	MT	106	44	173	472
FEEDS,FODDERS-EX OILCAKE	NA	---	---	23	95
CORN BYPRODUCTS	MT				
ALFALFA MEAL AND CUBES	MT				
OILSEEDS AND PRODUCTS	NA	---	---	17711	8326
OILCAKE AND MEAL	MT	1774	0	493	0
SOYBEAN	MT	1774	0	493	0
OILSEEDS	NA	---	---	4766	4141
SOYBEANS	MT	15990	12362	4766	4141
OILS AND WAXES-VEG	MT	29010	5696	12452	4185
OILS-SOYA,COTTONSEED	MT	19876	5590	12299	4073
SOYBEAN	MT	1039	738	977	678
COTTONSEED	MT	18837	4852	11322	3394
TOBACCO,UNMANUFACTURED	MT	35	9	140	62
BURLEY	MT				
FLUE-CURED	MT				
COTTON-EX LINTERS	MT				
COTTON LINTERS	MT				
ESSENTIAL OILS	MT	15	5	146	77
SEEDS-FIELD AND GARDEN	NA	---	---	601	1109
OTHER VEGETABLE PRODS	NA	---	---	1622	1734

TABLE 1--U.S. AGRICULTURAL EXPORTS: QUANTITY AND VALUE, COUNTRY BY COMMODITY GROUP, FISCAL YEARS 1980 AND 1981

COUNTRY AND COMMODITY GROUP	UNIT	QUANTITY 1980	QUANTITY 1981	VALUE 1980 $1,000	VALUE 1981 $1,000
223 COSTA RICA					
TOTAL	---	---	---	64236	48119
ANIMALS & ANIMAL PRODUCTS	NA	---	---	6265	3304
ANIMALS-LIVE,EX POULTRY	NA	---	---	353	109
CATTLE	MNO	0	0	183	68
MEATS AND MEAT PRODUCTS	MT	855	131	1655	358
MEATS-FRESH,FROZEN	MT	528	77	893	229
BEEF AND VEAL	MT	2	23	5	146
PORK	MT	171	0	396	0
VARIETY MEATS	MT	355	54	492	83
MEATS-PREP,PRES	MT	327	54	762	128
BEEF	MT	1	0	5	3
PORK	MT	318	54	705	123
POULTRY & POULTRY PRODS	NA	---	---	971	456
POULTRY-LIVE	NA	---	---	99	228
BABY CHICKS-BREEDER	MNO	59	178	80	195
BABY CHICKS-EX BRDR	MNO	7	12	15	27
POULTRY MEATS	MT	18	0	10	0
POULTRY MEAT-FR,FRZ	MT	18	0	10	0
CHICKENS	MT	18	0	10	0
TURKEYS	MT				
POULTRY MEATS-PREP	MT				
EGGS	NA	---	---	863	239
DAIRY PRODUCTS	NA	---	---	570	1147
EVAP & COND MILK	MT	12	12	5	5
NONFAT DRY MILK	MT	0	516	3	216
BUTTER & ANHYDROUS	MT	1	0	1	0
CHEESE	MT	2	0	6	2
FATS,OILS AND GREASES	MT	1427	968	1060	699
LARD	MT	434	0	423	0
TALLOW-INEDIBLE	MT	929	809	564	496
HIDES AND SKINS	NA	---	---	828	61
CATTLE HIDES	MNO	35	0	828	0
CATTLE HIDES-WHOLE	MNO	35	0	828	0
FURSKINS	NA	---	---	0	32
OTHER ANIMAL PRODUCTS	NA	---	---	828	465
GRAINS AND PREPARATIONS	NA	---	---	33082	29549
WHEAT AND PRODUCTS	MT	93601	77451	21024	20088
WHEAT AND WHEAT FLOUR	MT	93601	77450	21024	20087
WHEAT	MT	92527	76598	20765	19916
WHEAT FLOUR-GR EQ	MT	1074	852	259	171
BULGUR & ROLLED WHEAT	MT				
RICE	MT	26	79	10	52

GRAINS & PREP---CONTINUED

COMMODITY GROUP	UNIT	QUANTITY 1980	QUANTITY 1981	VALUE 1980 $1,000	VALUE 1981 $1,000
FEED GRAINS & PRODUCTS	MT	77542	59921	11563	8842
FEED GRAINS	MT	74018	56329	10886	8023
BARLEY	MT	11	0	2	0
CORN	MT	47882	30960	7018	4686
GRAIN SORGHUMS	MT	26125	25369	3866	3137
OATS	MT				
BLENDED FOOD PRODUCTS	MT	173	4	74	3
FRUITS AND PREPARATIONS	NA	---	---	2057	1069
FRESH	MT	1378	769	879	535
CITRUS	MT				
OTHER	MT	1378	769	879	535
DRIED	MT	59	11	125	22
CANNED	MT	581	45	379	46
FRUIT JUICES	MLT	500	289	247	182
NUTS AND PREPARATIONS	NA	---	---	186	115
VEGETABLES & PREPARATIONS	NA	---	---	1278	697
FRESH	MT	531	0	129	0
VEGETABLES-FROZEN	MT	70	73	27	38
PULSES	MT	435	108	318	62
DRIED BEANS	MT	322	12	258	12
DRIED PEAS	MT	75	74	32	36
DRIED LENTILS	MT	38	22	28	15
CANNED	MT	54	64	77	64
HOPS-INC EXTRACT EQ	MT	7	15	47	101
FEEDS,FODDERS-EX OILCAKE	NA	---	---	1783	847
CORN BYPRODUCTS	MT	1139	0	397	0
ALFALFA MEAL AND CUBES	MT	247	0	41	0
OILSEEDS AND PRODUCTS	NA	---	---	15353	9111
OILCAKE AND MEAL	MT	22314	19222	7015	6339
SOYBEAN	MT	22314	19222	7015	6339
OILSEEDS	NA	---	---	30	26
SOYBEANS	MT	19	0	6	0
OILS AND WAXES-VEG	MT	9386	3963	8100	2476
OILS-SOYA,COTTONSEED	MT	6473	1547	4553	1049
SOYBEAN	MT	4575	547	3337	450
COTTONSEED	MT	1898	1000	1216	600
TOBACCO,UNMANUFACTURED	MT	17	12	19	29
BURLEY	MT				
FLUE-CURED	MT				
COTTON-EX LINTERS	MT	0	182	0	354
COTTON LINTERS	MT				
ESSENTIAL OILS	MT	59	63	520	637
SEEDS-FIELD AND GARDEN	NA	---	---	1119	637
OTHER VEGETABLE PRODS	NA	---	---	2574	1771

TABLE 1--U.S. AGRICULTURAL EXPORTS: QUANTITY AND VALUE, COUNTRY BY COMMODITY GROUP, FISCAL YEARS 1980 AND 1981

COUNTRY AND COMMODITY GROUP	UNIT	QUANTITY 1980	QUANTITY 1981	VALUE 1980 $1,000	VALUE 1981 $1,000
225 PANAMA (INC. CANAL ZONE)					
TOTAL	---	---	---	74431	82985
ANIMALS & ANIMAL PRODUCTS	NA	---	---	8829	10637
ANIMALS-LIVE,EX POULTRY	NA	---	---	218	959
CATTLE	MNO	0	0	27	904
MEATS AND MEAT PRODUCTS	MT	2606	2710	4248	4838
MEATS-FRESH,FROZEN	MT	1501	1033	2273	1436
BEEF AND VEAL	MT	30	31	126	132
PORK	MT	648	139	1400	311
VARIETY MEATS	MT	813	859	720	984
MEATS-PREP,PRES	MT	1105	1677	1975	3402
BEEF	MT	88	43	166	48
PORK	MT	784	1371	1021	2466
POULTRY & POULTRY PRODS	NA	---	---	847	1100
POULTRY-LIVE	NA	---	---	91	112
BABY CHICKS-BREEDER	MNO	29	44	74	105
BABY CHICKS-EX BRDR	MNO	5	25	17	6
POULTRY MEATS	MT	275	341	580	631
POULTRY MEAT-FR,FRZ	MT	243	334	504	617
CHICKENS	MT	44	46	42	86
TURKEYS	MT	119	279	270	501
POULTRY MEATS-PREP	MT	32	7	76	13
EGGS	NA	---	---	176	356
DAIRY PRODUCTS	NA	---	---	1858	2277
EVAP & COND MILK	MT				
NONFAT DRY MILK	MT	1121	1558	433	670
BUTTER & ANHYDROUS	MT				
CHEESE	MT	293	317	920	1127
FATS,OILS AND GREASES	MT	2397	2198	1207	1146
LARD	MT	22	42	20	39
TALLOW-INEDIBLE	MT	2317	1208	1104	598
HIDES AND SKINS	NA	---	---	5	0
CATTLE HIDES	MNO				
CATTLE HIDES-WHOLE	MNO				
FURSKINS	NA	---	---		
OTHER ANIMAL PRODUCTS	NA	---	---	438	318
GRAINS AND PREPARATIONS	NA	---	---	19371	23236
WHEAT AND PRODUCTS	MT	58159	63968	12106	14037
WHEAT AND WHEAT FLOUR	MT	58150	63967	12098	14035
WHEAT	MT	57956	63907	12063	14027
WHEAT FLOUR-GR EQ	MT	194	60	35	8
BULGUR & ROLLED WHEAT	MT	2	0	2	0
RICE	MT	8	206	7	104
GRAINS & PREP---CONTINUED					
FEED GRAINS & PRODUCTS	MT	36717	42665	5793	7613
FEED GRAINS	MT	32178	32394	4913	5929
BARLEY	MT				
CORN	MT	32138	32374	4903	5923
GRAIN SORGHUMS	MT				
OATS	MT	40	20	10	5
BLENDED FOOD PRODUCTS	MT	1251	806	403	310
FRUITS AND PREPARATIONS	NA	---	---	7235	6955
FRESH	MT	3279	4978	2155	3143
CITRUS	MT	0	13	0	9
OTHER	MT	3279	4965	2155	3134
DRIED	MT	380	249	816	551
CANNED	MT	2717	1304	2455	1248
FRUIT JUICES	MLT	2153	3425	1351	1788
NUTS AND PREPARATIONS	NA	---	---	1402	921
VEGETABLES & PREPARATIONS	NA	---	---	8524	9847
FRESH	MT	2797	3181	695	847
VEGETABLES-FROZEN	MT	515	648	324	330
PULSES	MT	4480	5339	3461	3953
DRIED BEANS	MT	3534	3112	2844	2518
DRIED PEAS	MT	433	218	291	135
DRIED LENTILS	MT	513	2009	326	1309
CANNED	MT	3390	2674	2788	2461
HOPS-INC EXTRACT EQ	MT	6	16	56	147
FEEDS,FODDERS-EX OILCAKE	NA	---	---	901	1869
CORN BYPRODUCTS	MT	1008	2528	342	737
ALFALFA MEAL AND CUBES	MT	206	360	41	88
OILSEEDS AND PRODUCTS	NA	---	---	16008	15891
OILCAKE AND MEAL	MT	11126	14821	3017	4476
SOYBEAN	MT	11126	14625	3017	4402
OILSEEDS	NA	---	---	52	32
SOYBEANS	MT				
OILS AND WAXES-VEG	MT	18890	16378	12911	11303
OILS-SOYA,COTTONSEED	MT	17869	14659	11775	9724
SOYBEAN	MT	17869	14659	11775	9724
COTTONSEED	MT				
TOBACCO,UNMANUFACTURED	MT	306	340	1858	2185
BURLEY	MT	34	16	221	120
FLUE-CURED	MT	226	272	1371	1769
COTTON-EX LINTERS	MT	3	0	5	0
COTTON LINTERS	MT	30	0	8	0
ESSENTIAL OILS	MT	36	78	169	355
SEEDS-FIELD AND GARDEN	NA	---	---	422	680
OTHER VEGETABLE PRODS	NA	---	---	9710	10407

TABLE 1--U.S. AGRICULTURAL EXPORTS: QUANTITY AND VALUE, COUNTRY BY COMMODITY GROUP, FISCAL YEARS 1980 AND 1981

COUNTRY AND COMMODITY GROUP	UNIT	QUANTITY 1980	QUANTITY 1981	VALUE 1980 $1,000	VALUE 1981 $1,000
232 BERMUDA					
TOTAL	---	---	---	32625	34620
ANIMALS & ANIMAL PRODUCTS	NA	---	---	12104	12255
ANIMALS-LIVE,EX POULTRY	NA	---	---	74	80
CATTLE	MNO	0	0	69	9
MEATS AND MEAT PRODUCTS	MT	1875	1672	7667	7801
MEATS-FRESH,FROZEN	MT	1436	1253	6475	6546
BEEF AND VEAL	MT	1008	983	5493	5681
PORK	MT	107	59	270	154
VARIETY MEATS	MT	67	145	139	425
MEATS-PREP,PRES	MT	439	419	1192	1254
BEEF	MT	92	64	231	307
PORK	MT	156	187	407	435
POULTRY & POULTRY PRODS	NA	---	---	3318	3545
POULTRY-LIVE	NA	---	---	2	5
BABY CHICKS-BREEDER	MNO	3	2	2	1
BABY CHICKS-EX BRDR	MNO	0	5	0	2
POULTRY MEATS	MT	1763	1743	2770	3023
POULTRY MEAT-FR,FRZ	MT	1741	1738	2719	3009
CHICKENS	MT	1284	1404	1994	2439
TURKEYS	MT	165	122	297	250
POULTRY MEATS-PREP	MT	22	5	51	13
EGGS	NA	---	---	546	518
DAIRY PRODUCTS	NA	---	---	867	652
EVAP & COND MILK	MT				
NONFAT DRY MILK	MT	5	0	4	0
BUTTER & ANHYDROUS	MT	5	11	16	36
CHEESE	MT	156	77	549	286
FATS,OILS AND GREASES	MT	165	123	160	141
LARD	MT	1	0	2	0
TALLOW-INEDIBLE	MT				
HIDES AND SKINS	NA	---	---		
CATTLE HIDES	MNO				
CATTLE HIDES-WHOLE	MNO				
FURSKINS	NA	---	---		
OTHER ANIMAL PRODUCTS	NA	---	---	18	36
GRAINS AND PREPARATIONS	NA	---	---	1609	2227
WHEAT AND PRODUCTS	MT	21	41	20	25
WHEAT AND WHEAT FLOUR	MT	0	20	0	5
WHEAT	MT				
WHEAT FLOUR-GR EQ	MT	0	20	0	5
BULGUR & ROLLED WHEAT	MT				
RICE	MT	289	283	226	260
GRAINS & PREP---CONTINUED					
FEED GRAINS & PRODUCTS	MT	137	227	50	43
FEED GRAINS	MT	77	145	8	13
BARLEY	MT				
CORN	MT				
GRAIN SORGHUMS	MT	77	145	8	13
OATS	MT				
BLENDED FOOD PRODUCTS	MT	9	10	12	7
FRUITS AND PREPARATIONS	NA	---	---	5281	3557
FRESH	MT	3008	1753	3048	1505
CITRUS	MT	241	189	130	105
OTHER	MT	2767	1564	2918	1400
DRIED	MT	331	127	353	249
CANNED	MT	680	546	613	544
FRUIT JUICES	MLT	2010	2181	1037	1029
NUTS AND PREPARATIONS	NA	---	---	258	916
VEGETABLES & PREPARATIONS	NA	---	---	6446	8487
FRESH	MT	1897	2711	1148	1827
VEGETABLES-FROZEN	MT	934	948	992	995
PULSES	MT	103	221	79	172
DRIED BEANS	MT	94	194	72	141
DRIED PEAS	MT	9	22	7	18
DRIED LENTILS	MT	0	5	0	13
CANNED	MT	2194	2146	2327	2374
HOPS-INC EXTRACT EQ	MT				
FEEDS,FODDERS-EX OILCAKE	NA	---	---	1505	1598
CORN BYPRODUCTS	MT				
ALFALFA MEAL AND CUBES	MT				
OILSEEDS AND PRODUCTS	NA	---	---	1284	943
OILCAKE AND MEAL	MT	29	0	12	0
SOYBEAN	MT				
OILSEEDS	NA	---	---	60	71
SOYBEANS	MT				
OILS AND WAXES-VEG	MT	908	657	1198	845
OILS-SOYA,COTTONSEED	MT	75	93	72	90
SOYBEAN	MT	73	93	70	90
COTTONSEED	MT	2	0	2	0
TOBACCO,UNMANUFACTURED	MT				
BURLEY	MT				
FLUE-CURED	MT				
COTTON-EX LINTERS	MT				
COTTON LINTERS	MT				
ESSENTIAL OILS	MT	26	8	84	60
SEEDS-FIELD AND GARDEN	NA	---	---	55	149
OTHER VEGETABLE PRODS	NA	---	---	3997	4427

TABLE 1--U.S. AGRICULTURAL EXPORTS: QUANTITY AND VALUE, COUNTRY BY COMMODITY GROUP, FISCAL YEARS 1980 AND 1981

COUNTRY AND COMMODITY GROUP	UNIT	QUANTITY 1980	QUANTITY 1981	VALUE 1980 $1,000	VALUE 1981 $1,000
236 BAHAMAS					
TOTAL	---	---	---	69022	70492
ANIMALS & ANIMAL PRODUCTS	NA	---	---	25854	24986
ANIMALS-LIVE,EX POULTRY	NA	---	---	78	193
CATTLE	HNO	0	0	0	186
MEATS AND MEAT PRODUCTS	MT	6921	6342	20375	18567
MEATS-FRESH,FROZEN	MT	5306	4788	16888	15142
BEEF AND VEAL	MT	3637	2632	12445	10595
PORK	MT	1746	1590	3365	3397
VARIETY MEATS	MT	336	326	517	536
MEATS-PREP,PRES	MT	1615	1554	3488	3425
BEEF	MT	284	284	301	377
PORK	MT	856	760	1760	1728
POULTRY & POULTRY PRODS	NA	---	---	2558	2811
POULTRY-LIVE	NA	---	---	1208	1396
BABY CHICKS-BREEDER	HNO	109	60	33	46
BABY CHICKS-EX BRDR	HNO	2098	4430	756	1296
POULTRY MEATS	MT	1233	1028	1264	139
POULTRY MEAT-FR,FRZ	MT	1206	1024	1220	1377
CHICKENS	MT	336	504	451	678
TURKEYS	MT	533	480	642	609
POULTRY MEATS-PREP	MT	27	4	44	13
EGGS	NA	---	---	86	25
DAIRY PRODUCTS	NA	---	---	2358	2449
EVAP & COND MILK	MT	82	69	72	51
NONFAT DRY MILK	MT	36	29	35	66
BUTTER & ANHYDROUS	MT	71	61	128	138
CHEESE	MT	181	192	610	639
FATS,OILS AND GREASES	MT	457	402	486	355
LARD	MT	202	173	181	117
TALLOW-INEDIBLE	MT				
HIDES AND SKINS	NA	---	---	29	3
CATTLE HIDES	MNO	2	3	29	3
CATTLE HIDES-WHOLE	MNO	2	0	28	2
FURSKINS	NA	---	---		
OTHER ANIMAL PRODUCTS	NA	---	---	49	608
GRAINS AND PREPARATIONS	NA	---	---	7998	10111
WHEAT AND PRODUCTS	MT	5222	4689	1455	1534
WHEAT AND WHEAT FLOUR	MT	4784	4312	1095	1211
WHEAT	MT				
WHEAT FLOUR-GR EQ	MT	4784	4312	1095	1211
BULGUR & ROLLED WHEAT	MT				
RICE	MT	5070	5976	3250	4495

GRAINS & PREP---CONTINUED

COMMODITY GROUP	UNIT	QUANTITY 1980	QUANTITY 1981	VALUE 1980 $1,000	VALUE 1981 $1,000
FEED GRAINS & PRODUCTS	MT	3276	3057	772	767
FEED GRAINS	MT				
BARLEY	MT				
CORN	MT				
GRAIN SORGHUMS	MT				
OATS	MT				
BLENDED FOOD PRODUCTS	MT	20	17	12	12
FRUITS AND PREPARATIONS	NA	---	---	4280	4398
FRESH	MT	1449	1148	818	638
CITRUS	MT	411	278	130	114
OTHER	MT	1038	870	688	524
DRIED	MT	53	73	110	159
CANNED	MT	595	629	470	487
FRUIT JUICES	MLT	6928	11178	2795	2969
NUTS AND PREPARATIONS	NA	---	---	251	407
VEGETABLES & PREPARATIONS	NA	---	---	9199	7580
FRESH	MT	2761	2354	830	938
VEGETABLES-FROZEN	MT	681	663	444	534
PULSES	MT	68	23	43	21
DRIED BEANS	MT	58	3	35	2
DRIED PEAS	MT	9	19	7	16
DRIED LENTILS	MT	1	2	1	2
CANNED	MT	3493	2589	2585	2023
HOPS-INC EXTRACT EQ	MT				
FEEDS,FODDERS-EX OILCAKE	NA	---	---	7297	8063
CORN BYPRODUCTS	MT	0	94	0	19
ALFALFA MEAL AND CUBES	MT	29	142	5	37
OILSEEDS AND PRODUCTS	NA	---	---	3122	3136
OILCAKE AND MEAL	MT	42	3	20	1
SOYBEAN	MT				
OILSEEDS	NA	---	---	33	21
SOYBEANS	MT				
OILS AND WAXES-VEG	MT	2952	2920	3063	3097
OILS-SOYA,COTTONSEED	MT	729	801	705	805
SOYBEAN	MT	723	793	695	798
COTTONSEED	MT	5	8	10	7
TOBACCO,UNMANUFACTURED	MT	41	87	104	213
BURLEY	MT				
FLUE-CURED	MT				
COTTON-EX LINTERS	MT				
COTTON LINTERS	MT				
ESSENTIAL OILS	MT	52	18	214	153
SEEDS-FIELD AND GARDEN	NA	---	---	122	98
OTHER VEGETABLE PRODS	NA	---	---	10581	11346

TABLE 1--U.S. AGRICULTURAL EXPORTS: QUANTITY AND VALUE, COUNTRY BY COMMODITY GROUP, FISCAL YEARS 1980 AND 1981

COUNTRY AND COMMODITY GROUP	UNIT	QUANTITY 1980	QUANTITY 1981	VALUE 1980 $1,000	VALUE 1981 $1,000
241 JAMAICA					
TOTAL	---	---	---	75948	105339
ANIMALS & ANIMAL PRODUCTS	NA	---	---	18964	18373
ANIMALS-LIVE,EX POULTRY	NA	---	---	7	33
CATTLE	MNO				
MEATS AND MEAT PRODUCTS	MT	2853	1971	4360	2787
MEATS-FRESH,FROZEN	MT	2232	1595	3725	2251
BEEF AND VEAL	MT	338	181	1886	684
PORK	MT	306	152	379	174
VARIETY MEATS	MT	1593	1260	1439	1389
MEATS-PREP,PRES	MT	621	376	635	536
BEEF	MT	35	49	205	284
PORK	MT	579	325	408	241
POULTRY & POULTRY PRODS	NA	---	---	10123	10798
POULTRY-LIVE	NA	---	---	19	46
BABY CHICKS-BREEDER	MNO				
BABY CHICKS-EX BRDR	MNO	2	8	7	8
POULTRY MEATS	MT	16671	19519	5863	6677
POULTRY MEAT-FR,FRZ	MT	16653	19475	5848	6618
CHICKENS	MT	15797	18594	5518	6233
TURKEYS	MT	36	4	54	11
POULTRY MEATS-PREP	MT	18	44	15	59
EGGS	NA	---	---	4241	4075
DAIRY PRODUCTS	NA	---	---	298	471
EVAP & COND MILK	MT				
NONFAT DRY MILK	MT	211	0	79	0
BUTTER & ANHYDROUS	MT	2	0	8	0
CHEESE	MT	30	37	103	151
FATS,OILS AND GREASES	MT	7818	7706	4044	4097
LARD	MT	0	35	0	117
TALLOW-INEDIBLE	MT	7491	7198	3787	3695
HIDES AND SKINS	NA	---	---	70	35
CATTLE HIDES	MNO	1	0	68	0
CATTLE HIDES-WHOLE	MNO	1	0	68	0
FURSKINS	NA	---	---	0	35
OTHER ANIMAL PRODUCTS	NA	---	---	62	152
GRAINS AND PREPARATIONS	NA	---	---	29893	45034
WHEAT AND PRODUCTS	MT	27739	65959	4920	12798
WHEAT AND WHEAT FLOUR	MT	26645	65959	4560	12790
WHEAT	MT	5132	36289	878	6871
WHEAT FLOUR-GR EQ	MT	21513	29670	3782	5919
BULGUR & ROLLED WHEAT	MT	1007	0	213	0
RICE	MT	3259	9195	1399	3918

GRAINS & PREP---CONTINUED

COMMODITY GROUP	UNIT	QUANTITY 1980	QUANTITY 1981	VALUE 1980 $1,000	VALUE 1981 $1,000
FEED GRAINS & PRODUCTS	MT	179001	178158	22657	27835
FEED GRAINS	MT	171300	172285	21402	25772
BARLEY	MT				
CORN	MT	168903	169158	21024	25197
GRAIN SORGHUMS	MT	1757	2725	212	429
OATS	MT	640	402	165	146
BLENDED FOOD PRODUCTS	MT	712	320	261	109
FRUITS AND PREPARATIONS	NA	---	---	552	917
FRESH	MT	5	62	3	129
CITRUS	MT				
OTHER	MT	5	62	3	129
DRIED	MT	75	119	141	278
CANNED	MT	36	72	53	105
FRUIT JUICES	MLT	620	943	329	389
NUTS AND PREPARATIONS	NA	---	---	22	14
VEGETABLES & PREPARATIONS	NA	---	---	1532	1891
FRESH	MT	189	319	45	121
VEGETABLES-FROZEN	MT	276	22	334	21
PULSES	MT	347	308	211	287
DRIED BEANS	MT	347	306	211	285
DRIED PEAS	MT	0	2	0	2
DRIED LENTILS	MT				
CANNED	MT	115	141	121	117
HOPS-INC EXTRACT EQ	MT	49	68	226	472
FEEDS,FODDERS-EX OILCAKE	NA	---	---	620	1549
CORN BYPRODUCTS	MT				
ALFALFA MEAL AND CUBES	MT				
OILSEEDS AND PRODUCTS	NA	---	---	19533	23956
OILCAKE AND MEAL	MT	4837	5586	1121	1631
SOYBEAN	MT	4837	5586	1121	1631
OILSEEDS	NA	---	---	16001	17612
SOYBEANS	MT	60227	58616	16001	17604
OILS AND WAXES-VEG	MT	3491	7868	2411	4679
OILS-SOYA,COTTONSEED	MT	1746	6171	1287	3495
SOYBEAN	MT	1728	5955	1277	3360
COTTONSEED	MT	18	216	11	135
TOBACCO,UNMANUFACTURED	MT	370	449	2204	2944
BURLEY	MT				
FLUE-CURED	MT	258	319	1097	1604
COTTON-EX LINTERS	MT	0	8	0	17
COTTON LINTERS	MT				
ESSENTIAL OILS	MT	9	19	82	148
SEEDS-FIELD AND GARDEN	NA	---	---	191	536
OTHER VEGETABLE PRODS	NA	---	---	2355	9961

TABLE 1--U.S. AGRICULTURAL EXPORTS: QUANTITY AND VALUE, COUNTRY BY COMMODITY GROUP, FISCAL YEARS 1980 AND 1981

COUNTRY AND COMMODITY GROUP	UNIT	QUANTITY 1980	QUANTITY 1981	VALUE 1980 $1,000	VALUE 1981 $1,000
244 CAYMAN ISLANDS					
TOTAL	---	---	---	6541	7476
ANIMALS & ANIMAL PRODUCTS	NA	---	---	3199	3706
ANIMALS-LIVE,EX POULTRY	NA	---	---		
CATTLE	MNO				
MEATS AND MEAT PRODUCTS	MT	579	894	1962	2136
MEATS-FRESH,FROZEN	MT	473	768	1343	1752
BEEF AND VEAL	MT	329	561	1217	1299
PORK	MT	77	120	194	251
VARIETY MEATS	MT	51	71	80	159
MEATS-PREP,PRES	MT	106	126	319	384
BEEF	MT	28	38	90	115
PORK	MT	36	37	108	134
POULTRY & POULTRY PRODS	NA	---	---	649	770
POULTRY-LIVE	NA	---	---	54	24
BABY CHICKS-BREEDER	MNO	11	0	47	0
BABY CHICKS-EX BRDR	MNO	82	110	7	24
POULTRY MEATS	MT	461	635	557	688
POULTRY MEAT-FR,FRZ	MT	458	635	547	686
CHICKENS	MT	446	624	525	665
TURKEYS	MT	12	10	22	19
POULTRY MEATS-PREP	MT	3	0	10	1
EGGS	NA	---	---	38	58
DAIRY PRODUCTS	NA	---	---	663	751
EVAP & COND MILK	MT	55	52	48	54
NONFAT DRY MILK	MT	9	0	4	0
BUTTER & ANHYDROUS	MT	5	1	12	4
CHEESE	MT	37	37	81	131
FATS,OILS AND GREASES	MT	25	18	24	23
LARD	MT	6	4	0	5
TALLOW-INEDIBLE	MT				
HIDES AND SKINS	NA	---	---		
CATTLE HIDES	MNO				
CATTLE HIDES-WHOLE	MNO				
FURSKINS	NA	---	---		
OTHER ANIMAL PRODUCTS	NA	---	---	0	26
GRAINS AND PREPARATIONS	NA	---	---	558	613
WHEAT AND PRODUCTS	MT	820	338	126	93
WHEAT AND WHEAT FLOUR	MT	807	332	114	88
WHEAT	MT				
WHEAT FLOUR-GR EQ	MT	807	332	114	88
BULGUR & ROLLED WHEAT	MT				
RICE	MT	259	265	133	136
GRAINS & PREP---CONTINUED					
FEED GRAINS & PRODUCTS	MT	7	10	4	5
FEED GRAINS	MT				
BARLEY	MT				
CORN	MT				
GRAIN SORGHUMS	MT				
OATS	MT				
BLENDED FOOD PRODUCTS	MT				
FRUITS AND PREPARATIONS	NA	---	---	275	358
FRESH	MT	70	169	41	88
CITRUS	MT	8	56	4	25
OTHER	MT	62	113	36	63
DRIED	MT	1	0	2	0
CANNED	MT	9	12	8	14
FRUIT JUICES	MLT	1075	1279	221	254
NUTS AND PREPARATIONS	NA	---	---	47	27
VEGETABLES & PREPARATIONS	NA	---	---	591	784
FRESH	MT	393	404	157	286
VEGETABLES-FROZEN	MT	54	129	39	94
PULSES	MT	121	87	84	78
DRIED BEANS	MT	117	86	82	77
DRIED PEAS	MT	4	1	2	2
DRIED LENTILS	MT				
CANNED	MT	173	20	82	23
HOPS-INC EXTRACT EQ	MT				
FEEDS,FODDERS-EX OILCAKE	NA	---	---	549	326
CORN BYPRODUCTS	MT				
ALFALFA MEAL AND CUBES	MT				
OILSEEDS AND PRODUCTS	NA	---	---	178	221
OILCAKE AND MEAL	MT				
SOYBEAN	MT				
OILSEEDS	NA	---	---	1	0
SOYBEANS	MT				
OILS AND WAXES-VEG	MT	147	153	167	215
OILS-SOYA,COTTONSEED	MT	28	30	22	23
SOYBEAN	MT	12	9	11	8
COTTONSEED	MT	16	21	11	15
TOBACCO,UNMANUFACTURED	MT	0	0	0	1
BURLEY	MT				
FLUE-CURED	MT				
COTTON-EX LINTERS	MT				
COTTON LINTERS	MT				
ESSENTIAL OILS	MT	8	6	36	43
SEEDS-FIELD AND GARDEN	NA	---	---	4	85
OTHER VEGETABLE PRODS	NA	---	---	1105	1312

TABLE 1--U.S. AGRICULTURAL EXPORTS: QUANTITY AND VALUE, COUNTRY BY COMMODITY GROUP, FISCAL YEARS 1980 AND 1981

COUNTRY AND COMMODITY GROUP	UNIT	QUANTITY 1980	QUANTITY 1981	VALUE 1980 $1,000	VALUE 1981 $1,000
245 HAITI					
TOTAL	---	---	---	68014	70587
ANIMALS & ANIMAL PRODUCTS	NA	---	---	13501	10316
ANIMALS-LIVE,EX POULTRY	NA	---	---	0	10
CATTLE	MNO				
MEATS AND MEAT PRODUCTS	MT	433	369	693	562
MEATS-FRESH,FROZEN	MT	283	222	433	338
BEEF AND VEAL	MT	154	123	266	228
PORK	MT	10	72	9	90
VARIETY MEATS	MT	118	25	156	16
MEATS-PREP,PRES	MT	150	147	261	224
BEEF	MT	55	33	78	39
PORK	MT	58	84	70	135
POULTRY & POULTRY PRODS	NA	---	---	652	818
POULTRY-LIVE	NA	---	---	135	188
BABY CHICKS-BREEDER	MNO	19	1	38	1
BABY CHICKS-EX BROR	MNO	685	339	94	148
POULTRY MEATS	MT	211	241	139	257
POULTRY MEAT-FR,FRZ	MT	183	89	97	97
CHICKENS	MT	78	76	47	84
TURKEYS	MT	3	13	5	13
POULTRY MEATS-PREP	MT	18	152	42	160
EGGS	NA	---	---	378	373
DAIRY PRODUCTS	NA	---	---	1805	1043
EVAP & COND MILK	MT	4	14	9	86
NONFAT DRY MILK	MT	2236	378	808	162
BUTTER & ANHYDROUS	MT	1	1	5	1
CHEESE	MT	101	69	273	239
FATS,OILS AND GREASES	MT	17526	13339	9689	7267
LARD	MT	1439	820	876	493
TALLOW-INEDIBLE	MT	15540	12207	8444	6466
HIDES AND SKINS	NA	---	---	236	255
CATTLE HIDES	MNO	5	13	47	228
CATTLE HIDES-WHOLE	MNO	5	9	45	143
FURSKINS	NA	---	---		
OTHER ANIMAL PRODUCTS	NA	---	---	425	861
GRAINS AND PREPARATIONS	NA	---	---	32725	31439
WHEAT AND PRODUCTS	MT	136569	120571	20846	21811
WHEAT AND WHEAT FLOUR	MT	98763	109816	19110	19365
WHEAT	MT	98133	105739	18984	18656
WHEAT FLOUR-GR EQ	MT	630	4077	126	709
BULGUR & ROLLED WHEAT	MT	7769	10737	1706	2432
RICE	MT	23334	8781	8579	3987
GRAINS & PREP---CONTINUED					
FEED GRAINS & PRODUCTS	MT	10574	17318	1634	2946
FEED GRAINS	MT	2490	4737	352	712
BARLEY	MT				
CORN	MT	2490	4737	352	712
GRAIN SORGHUMS	MT				
OATS	MT				
BLENDED FOOD PRODUCTS	MT	3905	5256	1355	2145
FRUITS AND PREPARATIONS	NA	---	---	428	635
FRESH	MT	106	335	53	167
CITRUS	MT	4	7	2	11
OTHER	MT	102	328	51	156
DRIED	MT	22	21	40	56
CANNED	MT	139	194	123	202
FRUIT JUICES	MLT	331	461	160	205
NUTS AND PREPARATIONS	NA	---	---	3	14
VEGETABLES & PREPARATIONS	NA	---	---	1427	2087
FRESH	MT	63	242	42	160
VEGETABLES-FROZEN	MT	24	96	18	103
PULSES	MT	297	230	142	165
DRIED BEANS	MT	279	138	137	91
DRIED PEAS	MT	17	91	3	72
DRIED LENTILS	MT	1	1	1	1
CANNED	MT	814	1061	585	915
HOPS-INC EXTRACT EQ	MT				
FEEDS,FODDERS-EX OILCAKE	NA	---	---	548	660
CORN BYPRODUCTS	MT				
ALFALFA MEAL AND CUBES	MT	9	59	0	3
OILSEEDS AND PRODUCTS	NA	---	---	17146	19503
OILCAKE AND MEAL	MT	164	673	51	215
SOYBEAN	MT	163	673	49	215
OILSEEDS	NA	---	---	57	2592
SOYBEANS	MT	0	9084	0	2530
OILS AND WAXES-VEG	MT	23902	23336	17034	16692
OILS-SOYA,COTTONSEED	MT	22993	22448	16329	15794
SOYBEAN	MT	22796	22448	16205	15794
COTTONSEED	MT	197	0	120	0
TOBACCO,UNMANUFACTURED	MT	24	112	141	683
BURLEY	MT				
FLUE-CURED	MT				
COTTON-EX LINTERS	MT	0	63	0	132
COTTON LINTERS	MT				
ESSENTIAL OILS	MT	3	7	63	42
SEEDS-FIELD AND GARDEN	NA	---	---	832	928
OTHER VEGETABLE PRODS	NA	---	---	1201	4148

TABLE 1--U.S. AGRICULTURAL EXPORTS: QUANTITY AND VALUE, COUNTRY BY COMMODITY GROUP, FISCAL YEARS 1980 AND 1981

COUNTRY AND COMMODITY GROUP	UNIT	QUANTITY 1980	QUANTITY 1981	VALUE 1980 $1,000	VALUE 1981 $1,000
247 DOMINICAN REPUBLIC					
TOTAL	---	---	---	213792	232164
ANIMALS & ANIMAL PRODUCTS	NA	---	---	33148	34863
ANIMALS-LIVE,EX POULTRY	NA	---	---	674	523
CATTLE	MNO	0	0	419	225
MEATS AND MEAT PRODUCTS	MT	3802	8973	5078	13078
MEATS-FRESH,FROZEN	MT	3296	8422	4232	12050
BEEF AND VEAL	MT	38	83	170	254
PORK	MT	2962	6698	3773	9951
VARIETY MEATS	MT	294	1567	258	1713
MEATS-PREP,PRES	MT	506	551	846	1028
BEEF	MT	203	13	230	58
PORK	MT	195	328	273	592
POULTRY & POULTRY PRODS	NA	---	---	10858	5865
POULTRY-LIVE	NA	---	---	1765	1644
BABY CHICKS-BREEDER	MNO	601	417	798	789
BABY CHICKS-EX BRDR	MNO	2690	1167	904	852
POULTRY MEATS	MT	3694	2306	4281	3068
POULTRY MEAT-FR,FRZ	MT	3690	2243	4270	3008
CHICKENS	MT	3642	2167	4205	2899
TURKEYS	MT	43	32	52	49
POULTRY MEATS-PREP	MT	4	63	11	60
EGGS	NA	---	---	4812	1153
DAIRY PRODUCTS	NA	---	---	1736	3713
EVAP & COND MILK	MT	312	12	260	22
NONFAT DRY MILK	MT	1187	198	473	104
BUTTER & ANHYDROUS	MT	0	220	0	573
CHEESE	MT	79	101	286	503
FATS,OILS AND GREASES	MT	20351	17476	11480	10041
LARD	MT	45	6	22	9
TALLOW-INEDIBLE	MT	19461	17204	10901	9621
HIDES AND SKINS	NA	---	---	1938	433
CATTLE HIDES	MNO	69	18	1850	432
CATTLE HIDES-WHOLE	MNO	69	18	1850	432
FURSKINS	NA	---	---		
OTHER ANIMAL PRODUCTS	NA	---	---	1384	1210
GRAINS AND PREPARATIONS	NA	---	---	80943	87055
WHEAT AND PRODUCTS	MT	182796	182531	32347	35790
WHEAT AND WHEAT FLOUR	MT	180557	181032	31845	35445
WHEAT	MT	178260	180692	31511	35403
WHEAT FLOUR-GR EQ	MT	2297	340	334	42
BULGUR & ROLLED WHEAT	MT	2235	1492	498	339
RICE	MT	41984	44900	17757	21809
GRAINS & PREP---CONTINUED					
FEED GRAINS & PRODUCTS	MT	209749	174951	27882	26680
FEED GRAINS	MT	193162	162882	24689	23811
BARLEY	MT				
CORN	MT	192688	162749	24592	23775
GRAIN SORGHUMS	MT				
OATS	MT	474	133	97	36
BLENDED FOOD PRODUCTS	MT	4028	3026	1414	1162
FRUITS AND PREPARATIONS	NA	---	---	5069	6795
FRESH	MT	1928	2549	832	1088
CITRUS	MT				
OTHER	MT	1928	2549	832	1088
DRIED	MT	349	165	505	389
CANNED	MT	1624	1014	1727	1195
FRUIT JUICES	MLT	4564	10713	1681	3871
NUTS AND PREPARATIONS	NA	---	---	317	427
VEGETABLES & PREPARATIONS	NA	---	---	10018	7081
FRESH	MT	3781	321	633	245
VEGETABLES-FROZEN	MT	183	24	50	14
PULSES	MT	9640	4080	6325	3069
DRIED BEANS	MT	9468	3979	6271	3032
DRIED PEAS	MT	168	82	50	25
DRIED LENTILS	MT	4	19	3	12
CANNED	MT	1983	1934	1761	1913
HOPS-INC EXTRACT EQ	MT	59	136	209	525
FEEDS,FODDERS-EX OILCAKE	NA	---	---	6515	3318
CORN BYPRODUCTS	MT	485	462	120	133
ALFALFA MEAL AND CUBES	MT	179	269	44	49
OILSEEDS AND PRODUCTS	NA	---	---	47728	58804
OILCAKE AND MEAL	MT	27080	39483	7039	12366
SOYBEAN	MT	27080	39420	7039	12353
OILSEEDS	NA	---	---	9577	12505
SOYBEANS	MT	34486	43330	9549	12303
OILS AND WAXES-VEG	MT	52564	59040	30912	33554
OILS-SOYA,COTTONSEED	MT	51394	57902	29488	32419
SOYBEAN	MT	22980	24714	12816	11306
COTTONSEED	MT	28414	33188	16672	21113
TOBACCO,UNMANUFACTURED	MT	1926	2315	23768	27400
BURLEY	MT	48	81	333	598
FLUE-CURED	MT	289	425	1334	2342
COTTON-EX LINTERS	MT				
COTTON LINTERS	MT	0	0	0	4
ESSENTIAL OILS	MT	77	58	336	277
SEEDS-FIELD AND GARDEN	NA	---	---	678	538
OTHER VEGETABLE PRODS	NA	---	---	5272	5602

TABLE 1--U.S. AGRICULTURAL EXPORTS: QUANTITY AND VALUE, COUNTRY BY COMMODITY GROUP, FISCAL YEARS 1980 AND 1981

COUNTRY AND COMMODITY GROUP	UNIT	QUANTITY 1980	QUANTITY 1981	VALUE 1980 $1,000	VALUE 1981 $1,000
248 LEEWARD-WINDWARD IS.					
TOTAL	---	---	---	34884	44957
ANIMALS & ANIMAL PRODUCTS	NA	---	---	15548	19934
ANIMALS-LIVE,EX POULTRY	NA	---	---	38	38
CATTLE	MNO	0	0	15	6
MEATS AND MEAT PRODUCTS	MT	1610	2106	4028	5267
MEATS-FRESH,FROZEN	MT	908	1162	2787	3411
BEEF AND VEAL	MT	456	460	1931	2309
PORK	MT	173	271	328	509
VARIETY MEATS	MT	239	383	339	435
MEATS-PREP,PRES	MT	702	944	1241	1856
BEEF	MT	64	84	203	362
PORK	MT	494	554	795	1013
POULTRY & POULTRY PRODS	NA	---	---	8543	11752
POULTRY-LIVE	NA	---	---	71	152
BABY CHICKS-BREEDER	MNO	24	254	28	67
BABY CHICKS-EX BRDR	MNO	173	168	21	68
POULTRY MEATS	MT	9739	12292	8043	10785
POULTRY MEAT-FR,FRZ	MT	9731	12285	8025	10760
CHICKENS	MT	9058	11408	7537	10065
TURKEYS	MT	123	343	103	323
POULTRY MEATS-PREP	MT	8	7	18	25
EGGS	NA	---	---	429	815
DAIRY PRODUCTS	NA	---	---	1254	814
EVAP & COND MILK	MT	252	108	595	348
NONFAT DRY MILK	MT	253	2	98	6
BUTTER & ANHYDROUS	MT	12	16	34	55
CHEESE	MT	36	35	145	127
FATS,OILS AND GREASES	MT	3233	3624	1658	1939
LARD	MT	73	15	58	13
TALLOW-INEDIBLE	MT	3126	3499	1551	1819
HIDES AND SKINS	NA	---	---	3	49
CATTLE HIDES	MNO	0	1	3	49
CATTLE HIDES-WHOLE	MNO	0	0	3	0
FURSKINS	NA	---	---		
OTHER ANIMAL PRODUCTS	NA	---	---	23	74
GRAINS AND PREPARATIONS	NA	---	---	9128	7377
WHEAT AND PRODUCTS	MT	39148	29215	7170	5459
WHEAT AND WHEAT FLOUR	MT	39071	28573	7101	5283
WHEAT	MT	38327	24493	6905	4186
WHEAT FLOUR-GR EQ	MT	744	4680	196	1097
BULGUR & ROLLED WHEAT	MT	0	661	0	135
RICE	MT	1820	1104	1013	791
GRAINS & PREP---CONTINUED					
FEED GRAINS & PRODUCTS	MT	3546	2873	575	653
FEED GRAINS	MT	2438	1351	280	215
BARLEY	MT	190	0	26	0
CORN	MT	2248	1351	253	215
GRAIN SORGHUMS	MT				
OATS	MT				
BLENDED FOOD PRODUCTS	MT	48	4	19	3
FRUITS AND PREPARATIONS	NA	---	---	1740	2879
FRESH	MT	188	353	130	226
CITRUS	MT	5	21	6	16
OTHER	MT	183	332	125	210
DRIED	MT	5	31	11	50
CANNED	MT	197	209	161	226
FRUIT JUICES	MLT	3731	7339	1383	2324
NUTS AND PREPARATIONS	NA	---	---	92	165
VEGETABLES & PREPARATIONS	NA	---	---	3076	4235
FRESH	MT	1904	1664	829	1443
VEGETABLES-FROZEN	MT	159	210	119	197
PULSES	MT	387	572	345	547
DRIED BEANS	MT	245	362	218	356
DRIED PEAS	MT	98	143	83	130
DRIED LENTILS	MT	44	67	44	66
CANNED	MT	899	1058	749	1178
HOPS-INC EXTRACT EQ	MT				
FEEDS,FODDERS-EX OILCAKE	NA	---	---	443	608
CORN BYPRODUCTS	MT	242	173	53	40
ALFALFA MEAL AND CUBES	MT	0	50	0	11
OILSEEDS AND PRODUCTS	NA	---	---	555	2011
OILCAKE AND MEAL	MT	256	2729	83	764
SOYBEAN	MT	250	2679	83	745
OILSEEDS	MA	---	---	1	12
SOYBEANS	MT				
OILS AND WAXES-VEG	MT	465	1270	471	1235
OILS-SOYA,COTTONSEED	MT	76	237	59	220
SOYBEAN	MT	73	222	57	205
COTTONSEED	MT	3	15	2	15
TOBACCO,UNMANUFACTURED	MT	19	43	52	380
BURLEY	MT				
FLUE-CURED	MT				
COTTON-EX LINTERS	MT				
COTTON LINTERS	MT				
ESSENTIAL OILS	MT	6	5	35	51
SEEDS-FIELD AND GARDEN	NA	---	---	71	168
OTHER VEGETABLE PRODS	NA	---	---	4141	7129

TABLE 1--U.S. AGRICULTURAL EXPORTS: QUANTITY AND VALUE, COUNTRY BY COMMODITY GROUP, FISCAL YEARS 1980 AND 1981

COUNTRY AND COMMODITY GROUP	UNIT	QUANTITY 1980	QUANTITY 1981	VALUE 1980 $1,000	VALUE 1981 $1,000
272 BARBADOS					
TOTAL	---	---	---	27732	28741
ANIMALS & ANIMAL PRODUCTS	NA	---	---	7901	8251
ANIMALS-LIVE,EX POULTRY	NA	---	---	0	48
CATTLE	MNO				
MEATS AND MEAT PRODUCTS	MT	1358	1426	2992	3171
MEATS-FRESH,FROZEN	MT	552	927	1936	2274
BEEF AND VEAL	MT	293	323	1523	1450
PORK	MT	80	282	168	403
VARIETY MEATS	MT	176	312	223	399
MEATS-PREP,PRES	MT	806	499	1056	897
BEEF	MT	16	6	37	46
PORK	MT	776	450	972	741
POULTRY & POULTRY PRODS	NA	---	---	4221	4541
POULTRY-LIVE	NA	---	---		
BABY CHICKS-BREEDER	MNO				
BABY CHICKS-EX BRDR	MNO				
POULTRY MEATS	MT	3456	3328	3385	3882
POULTRY MEAT-FR,FRZ	MT	3410	3308	3317	3853
CHICKENS	MT	3099	2855	2792	3196
TURKEYS	MT	161	296	136	481
POULTRY MEATS-PREP	MT	46	20	68	29
EGGS	NA	---	---	836	659
DAIRY PRODUCTS	NA	---	---	398	451
EVAP & COND MILK	MT	2	0	4	0
NONFAT DRY MILK	MT	198	58	58	45
BUTTER & ANHYDROUS	MT	2	2	3	3
CHEESE	MT	43	37	157	142
FATS,OILS AND GREASES	MT	418	21	267	14
LARD	MT				
TALLOW-INEDIBLE	MT	336	19	166	8
HIDES AND SKINS	NA	---	---		
CATTLE HIDES	MNO				
CATTLE HIDES-WHOLE	MNO				
FURSKINS	NA	---	---		
OTHER ANIMAL PRODUCTS	NA	---	---	22	26
GRAINS AND PREPARATIONS	NA	---	---	8896	9149
WHEAT AND PRODUCTS	MT	9615	18514	1782	2958
WHEAT AND WHEAT FLOUR	MT	9614	18514	1780	2958
WHEAT	MT	9063	18295	1687	2912
WHEAT FLOUR-GR EQ	MT	551	219	93	46
BULGUR & ROLLED WHEAT	MT				
RICE	MT	3674	2292	2809	1777

GRAINS & PREP---CONTINUED

COMMODITY GROUP	UNIT	QUANTITY 1980	QUANTITY 1981	VALUE 1980 $1,000	VALUE 1981 $1,000
FEED GRAINS & PRODUCTS	MT	25974	23487	3842	3546
FEED GRAINS	MT	25550	23102	3699	3444
BARLEY	MT				
CORN	MT	25438	23092	3667	3443
GRAIN SORGHUMS	MT				
OATS	MT	112	10	32	1
BLENDED FOOD PRODUCTS	MT				
FRUITS AND PREPARATIONS	NA	---	---	1046	1806
FRESH	MT	707	1280	491	1117
CITRUS	MT	295	364	185	253
OTHER	MT	412	916	306	864
DRIED	MT	18	13	21	20
CANNED	MT	187	152	193	188
FRUIT JUICES	MLT	636	1071	284	427
NUTS AND PREPARATIONS	NA	---	---	271	210
VEGETABLES & PREPARATIONS	NA	---	---	2271	2694
FRESH	MT	1171	939	538	455
VEGETABLES-FROZEN	MT	114	254	96	240
PULSES	MT	465	539	268	367
DRIED BEANS	MT	84	156	55	113
DRIED PEAS	MT	374	375	205	245
DRIED LENTILS	MT	7	8	7	9
CANNED	MT	829	603	775	602
HOPS-INC EXTRACT EQ	MT	4	2	13	8
FEEDS,FODDERS-EX OILCAKE	NA	---	---	902	1274
CORN BYPRODUCTS	MT				
ALFALFA MEAL AND CUBES	MT				
OILSEEDS AND PRODUCTS	NA	---	---	4446	3266
OILCAKE AND MEAL	MT	9975	6542	2523	1626
SOYBEAN	MT	9975	1256	2523	311
OILSEEDS	NA	---	---	346	244
SOYBEANS	MT				
OILS AND WAXES-VEG	MT	1618	1441	1572	1396
OILS-SOYA,COTTONSEED	MT	958	839	864	712
SOYBEAN	MT	958	839	864	712
COTTONSEED	MT				
TOBACCO,UNMANUFACTURED	MT	110	85	503	441
BURLEY	MT				
FLUE-CURED	MT	74	58	487	428
COTTON-EX LINTERS	MT				
COTTON LINTERS	MT	0	1	0	3
ESSENTIAL OILS	MT	1	0	24	3
SEEDS-FIELD AND GARDEN	NA	---	---	109	99
OTHER VEGETABLE PRODS	NA	---	---	1362	1546

TABLE 1--U.S. AGRICULTURAL EXPORTS: QUANTITY AND VALUE, COUNTRY BY COMMODITY GROUP, FISCAL YEARS 1980 AND 1981

COUNTRY AND COMMODITY GROUP	UNIT	QUANTITY 1980	QUANTITY 1981	VALUE 1980 $1,000	VALUE 1981 $1,000
274 TRINIDAD-TOBAGO					
TOTAL	---	---	---	103216	121182
ANIMALS & ANIMAL PRODUCTS	NA	---	---	15332	19112
ANIMALS-LIVE,EX POULTRY	NA	---	---	1174	774
CATTLE	MNO	1	1	967	656
MEATS AND MEAT PRODUCTS	MT	2245	2513	3590	4696
MEATS-FRESH,FROZEN	MT	1415	1648	2527	3338
BEEF AND VEAL	MT	265	211	1100	1286
PORK	MT	378	402	613	717
VARIETY MEATS	MT	754	1030	776	1326
MEATS-PREP,PRES	MT	830	865	1063	1358
BEEF	MT	3	43	31	119
PORK	MT	729	633	825	839
POULTRY & POULTRY PRODS	NA	---	---	8131	12132
POULTRY-LIVE	NA	---	---	194	233
BABY CHICKS-BREEDER	MNO	26	58	27	66
BABY CHICKS-EX BRDR	MNO	292	259	161	155
POULTRY MEATS	MT	2842	4689	3617	6665
POULTRY MEAT-FR,FRZ	MT	2833	4634	3568	6541
CHICKENS	MT	2465	3981	3093	4616
TURKEYS	MT	306	1102	424	1379
POULTRY MEATS-PREP	MT	9	55	50	124
EGGS	NA	---	---	4319	5234
DAIRY PRODUCTS	NA	---	---	655	244
EVAP & COND MILK	MT	110	0	47	0
NONFAT DRY MILK	MT	0	14	0	12
BUTTER & ANHYDROUS	MT	9	2	30	2
CHEESE	MT	106	40	329	146
FATS,OILS AND GREASES	MT	3158	2169	1726	1191
LARD	MT	0	2	0	2
TALLOW-INEDIBLE	MT	3104	2139	1644	1144
HIDES AND SKINS	NA	---	---	13	9
CATTLE HIDES	MNO	1	0	13	0
CATTLE HIDES-WHOLE	MNO				
FURSKINS	NA	---	---		
OTHER ANIMAL PRODUCTS	NA	---	---	43	76
GRAINS AND PREPARATIONS	NA	---	---	36503	37885
WHEAT AND PRODUCTS	MT	129129	92746	22913	16056
WHEAT AND WHEAT FLOUR	MT	129122	92746	22905	16056
WHEAT	MT	128579	92486	22807	15977
WHEAT FLOUR-GR EQ	MT	543	260	97	78
BULGUR & ROLLED WHEAT	MT				
RICE	MT	2617	6354	1093	3417
GRAINS & PREP---CONTINUED					
FEED GRAINS & PRODUCTS	MT	88573	108072	10630	14701
FEED GRAINS	MT	87221	106993	10132	14167
BARLEY	MT				
CORN	MT	87166	106865	10121	14154
GRAIN SORGHUMS	MT				
OATS	MT	55	128	11	13
BLENDED FOOD PRODUCTS	MT	10	0	19	0
FRUITS AND PREPARATIONS	NA	---	---	3335	4040
FRESH	MT	2447	3091	1788	2083
CITRUS	MT	16	4	14	5
OTHER	MT	2431	3087	1775	2078
DRIED	MT	340	516	509	742
CANNED	MT	453	541	448	565
FRUIT JUICES	MLT	491	1555	387	561
NUTS AND PREPARATIONS	NA	---	---	1998	1867
VEGETABLES & PREPARATIONS	NA	---	---	6087	11525
FRESH	MT	3615	6459	2477	5144
VEGETABLES-FROZEN	MT	860	957	621	781
PULSES	MT	1645	4209	1232	2570
DRIED BEANS	MT	682	1177	526	1060
DRIED PEAS	MT	683	2763	503	1268
DRIED LENTILS	MT	280	269	203	242
CANNED	MT	654	1316	703	1193
HOPS-INC EXTRACT EQ	MT	0	21	0	56
FEEDS,FODDERS-EX OILCAKE	NA	---	---	11721	14036
CORN BYPRODUCTS	MT	561	462	113	96
ALFALFA MEAL AND CUBES	MT	33	0	14	0
OILSEEDS AND PRODUCTS	NA	---	---	15486	18076
OILCAKE AND MEAL	MT	39260	34276	7583	10487
SOYBEAN	MT	39260	34274	7583	10485
OILSEEDS	NA	---	---	338	259
SOYBEANS	MT				
OILS AND WAXES-VEG	MT	10963	10547	7505	7251
OILS-SOYA,COTTONSEED	MT	8025	7809	5212	4570
SOYBEAN	MT	7960	6949	5143	4525
COTTONSEED	MT	65	60	69	45
TOBACCO,UNMANUFACTURED	MT	309	243	1562	1110
BURLEY	MT	0	0	3	0
FLUE-CURED	MT	228	161	1544	1017
COTTON-EX LINTERS	MT	36	63	62	129
COTTON LINTERS	MT				
ESSENTIAL OILS	MT	34	47	178	195
SEEDS-FIELD AND GARDEN	NA	---	---	186	144
OTHER VEGETABLE PRODS	NA	---	---	10767	13861

TABLE 1--U.S. AGRICULTURAL EXPORTS: QUANTITY AND VALUE, COUNTRY BY COMMODITY GROUP, FISCAL YEARS 1980 AND 1981

COUNTRY AND COMMODITY GROUP	UNIT	QUANTITY 1980	QUANTITY 1981	VALUE 1980 $1,000	VALUE 1981 $1,000
277 NETHERLANDS ANTILLES					
TOTAL	---	---	---	65725	78306
ANIMALS & ANIMAL PRODUCTS	NA	---	---	20937	23924
ANIMALS-LIVE,EX POULTRY	NA	---	---	0	18
CATTLE	MNO	0	0	0	18
MEATS AND MEAT PRODUCTS	MT	4945	5149	12499	12915
MEATS-FRESH,FROZEN	MT	3386	3661	9305	9666
BEEF AND VEAL	MT	1103	888	5264	4162
PORK	MT	1415	1549	2913	3648
VARIETY MEATS	MT	798	1143	937	1635
MEATS-PREP,PRES	MT	1559	1488	3194	3249
BEEF	MT	147	135	360	366
PORK	MT	777	428	1273	917
POULTRY & POULTRY PRODS	NA	---	---	6128	8326
POULTRY-LIVE	NA	---	---	165	151
BABY CHICKS-BREEDER	MNO	3	5	3	3
BABY CHICKS-EX BRDR	MNO	650	465	161	112
POULTRY MEATS	MT	4955	5998	5864	7905
POULTRY MEAT-FR,FRZ	MT	4929	5979	5819	7874
CHICKENS	MT	4689	5824	5469	7482
TURKEYS	MT	99	45	143	101
POULTRY MEATS-PREP	MT	26	19	44	31
EGGS	NA	---	---	100	267
DAIRY PRODUCTS	NA	---	---	1453	1613
EVAP & COND MILK	MT	63	8	55	11
NONFAT DRY MILK	MT	38	47	41	44
BUTTER & ANHYDROUS	MT	25	11	42	18
CHEESE	MT	247	245	595	604
FATS, OILS AND GREASES	MT	871	882	737	815
LARD	MT	462	296	446	275
TALLOW-INEDIBLE	MT	251	337	146	168
HIDES AND SKINS	NA	---	---	0	130
CATTLE HIDES	MNO	5	7	0	130
CATTLE HIDES-WHOLE	MNO	0	1	0	45
FURSKINS	NA	---	---		
OTHER ANIMAL PRODUCTS	NA	---	---	120	106
GRAINS AND PREPARATIONS	NA	---	---	9293	11899
WHEAT AND PRODUCTS	MT	13720	18154	2957	3833
WHEAT AND WHEAT FLOUR	MT	13519	17935	2802	3649
WHEAT	MT	12800	17079	2569	3429
WHEAT FLOUR-GR EQ	MT	719	856	133	219
BULGUR & ROLLED WHEAT	MT	15	0	2	0
RICE	MT	4629	5038	3268	3922
GRAINS & PREP---CONTINUED					
FEED GRAINS & PRODUCTS	MT	9157	12499	1670	2232
FEED GRAINS	MT	8204	11447	1401	1970
BARLEY	MT				
CORN	MT	8204	11447	1401	1970
GRAIN SORGHUMS	MT				
OATS	MT				
BLENDED FOOD PRODUCTS	MT	0	28	0	20
FRUITS AND PREPARATIONS	NA	---	---	7359	7321
FRESH	MT	4282	3403	2301	2813
CITRUS	MT	1857	1578	639	746
OTHER	MT	2425	1825	1662	1267
DRIED	MT	412	241	509	398
CANNED	MT	1250	968	1015	916
FRUIT JUICES	MLT	8393	11422	3168	3698
NUTS AND PREPARATIONS	NA	---	---	841	1047
VEGETABLES & PREPARATIONS	NA	---	---	10756	12557
FRESH	MT	5991	4947	2668	2643
VEGETABLES-FROZEN	MT	1225	1589	1050	1332
PULSES	MT	487	405	381	348
DRIED BEANS	MT	344	290	274	274
DRIED PEAS	MT	134	107	98	68
DRIED LENTILS	MT	9	8	9	7
CANNED	MT	3750	3778	3133	3318
HOPS-INC EXTRACT EQ	MT				
FEEDS,FODDERS-EX OILCAKE	NA	---	---	2093	1792
CORN BYPRODUCTS	MT	20	112	4	23
ALFALFA MEAL AND CUBES	MT	268	138	34	27
OILSEEDS AND PRODUCTS	NA	---	---	3600	3766
OILCAKE AND MEAL	MT	1637	2672	462	804
SOYBEAN	MT	1331	2662	358	801
OILSEEDS	NA	---	---	65	44
SOYBEANS	MT	0	5	0	2
OILS AND WAXES-VEG	MT	3330	3185	3070	2917
OILS-SOYA,COTTONSEED	MT	1912	1829	1270	1298
SOYBEAN	MT	1908	1828	1266	1298
COTTONSEED	MT	4	1	4	1
TOBACCO,UNMANUFACTURED	MT	276	1137	1315	2605
BURLEY	MT				
FLUE-CURED	MT	224	289	1157	1811
COTTON-EX LINTERS	MT				
COTTON LINTERS	MT				
ESSENTIAL OILS	MT	27	91	81	254
SEEDS-FIELD AND GARDEN	NA	---	---	9	94
OTHER VEGETABLE PRODS	NA	---	---	9460	13057

TABLE 1--U.S. AGRICULTURAL EXPORTS: QUANTITY AND VALUE, COUNTRY BY COMMODITY GROUP, FISCAL YEARS 1980 AND 1981

COUNTRY AND COMMODITY GROUP	UNIT	QUANTITY 1980	QUANTITY 1981	VALUE 1980 $1,000	VALUE 1981 $1,000
283 FRENCH WEST INDIES					
TOTAL	---	---	---	13454	13294
ANIMALS & ANIMAL PRODUCTS	NA	---	---	3017	3324
ANIMALS-LIVE,EX POULTRY	NA	---	---	98	0
CATTLE	MNO	0	0	98	0
MEATS AND MEAT PRODUCTS	MT	1377	1638	2374	2584
MEATS-FRESH,FROZEN	MT	1051	1297	1623	1723
BEEF AND VEAL	MT	20	53	78	185
PORK	MT	109	59	272	113
VARIETY MEATS	MT	921	1173	1271	1418
MEATS-PREP,PRES	MT	326	351	751	861
BEEF	MT	41	9	61	20
PORK	MT	276	195	673	690
POULTRY & POULTRY PRODS	NA	---	---	492	527
POULTRY-LIVE	NA	---	---	369	407
BABY CHICKS-BREEDER	MNO	52	184	8	20
BABY CHICKS-EX BRDR	MNO	1406	2259	313	345
POULTRY MEATS	MT	61	24	75	34
POULTRY MEAT-FR,FRZ	MT	61	24	75	34
CHICKENS	MT	61	24	75	34
TURKEYS	MT				
POULTRY MEATS-PREP	MT				
EGGS	NA	---	---	48	86
DAIRY PRODUCTS	NA	---	---	5	41
EVAP & COND MILK	MT	3	0	1	0
NONFAT DRY MILK	MT				
BUTTER & ANHYDROUS	MT	0	1	0	3
CHEESE	MT	0	6	0	11
FATS,OILS AND GREASES	MT				
LARD	MT				
TALLOW-INEDIBLE	MT				
HIDES AND SKINS	NA	---	---	29	93
CATTLE HIDES	MNO	1	2	29	69
CATTLE HIDES-WHOLE	MNO	1	2	29	69
FURSKINS	NA	---	---		
OTHER ANIMAL PRODUCTS	NA	---	---	19	79
GRAINS AND PREPARATIONS	NA	---	---	3980	3361
WHEAT AND PRODUCTS	MY	3015	1827	604	482
WHEAT AND WHEAT FLOUR	MT	3015	1826	604	481
WHEAT	MT	2952	1770	583	389
WHEAT FLOUR-GR EQ	MT	63	56	21	12
BULGUR & ROLLED WHEAT	MT				
RICE	MT	859	540	511	519
GRAINS & PREP---CONTINUED					
FEED GRAINS & PRODUCTS	MT	15243	11312	2386	2004
FEED GRAINS	MT	15061	11154	2326	1923
BARLEY	MT				
CORN	MT	15061	11154	2326	1923
GRAIN SORGHUMS	MT				
OATS	MT				
BLENDED FOOD PRODUCTS	MT	0	3	0	3
FRUITS AND PREPARATIONS	NA	---	---	2045	1589
FRESH	MT	1949	1379	1633	1049
CITRUS	MT	803	428	553	300
OTHER	MT	1146	951	1081	749
DRIED	MT	79	20	168	15
CANNED	MT	5	265	8	223
FRUIT JUICES	MLT	387	644	197	241
NUTS AND PREPARATIONS	NA	---	---	4	25
VEGETABLES & PREPARATIONS	NA	---	---	2552	2800
FRESH	MT	1531	690	935	454
VEGETABLES-FROZEN	MT	39	84	22	58
PULSES	MT	1492	2028	1128	1697
DRIED BEANS	MT	1491	1845	1127	1529
DRIED PEAS	MT	0	163	0	151
DRIED LENTILS	MT	1	20	1	17
CANNED	MT	230	238	182	208
HOPS-INC EXTRACT EQ	MT				
FEEDS,FODDERS-EX OILCAKE	NA	---	---	25	290
CORN BYPRODUCTS	MT	10	46	3	10
ALFALFA MEAL AND CUBES	MT				
OILSEEDS AND PRODUCTS	NA	---	---	785	862
OILCAKE AND MEAL	MT	2791	4640	756	855
SOYBEAN	MT	2791	4640	756	855
OILSEEDS	NA	---	---	16	0
SOYBEANS	MT				
OILS AND WAXES-VEG	MT	8	4	13	7
OILS-SOYA,COTTONSEED	MT				
SOYBEAN	MT				
COTTONSEED	MT				
TOBACCO,UNMANUFACTURED	MT	38	1	175	4
BURLEY	MT				
FLUE-CURED	MT				
COTTON-EX LINTERS	MT				
COTTON LINTERS	MT				
ESSENTIAL OILS	MT	4	0	10	2
SEEDS-FIELD AND GARDEN	NA	---	---	111	93
OTHER VEGETABLE PRODS	NA	---	---	749	943

TABLE 1--U.S. AGRICULTURAL EXPORTS: QUANTITY AND VALUE, COUNTRY BY COMMODITY GROUP, FISCAL YEARS 1980 AND 1981

COUNTRY AND COMMODITY GROUP	UNIT	QUANTITY 1980	QUANTITY 1981	VALUE 1980 $1,000	VALUE 1981 $1,000
301 COLOMBIA					
TOTAL	---	---	---	287651	201797
ANIMALS & ANIMAL PRODUCTS	NA	---	---	27100	28457
ANIMALS-LIVE,EX POULTRY	NA	---	---	1338	1022
CATTLE	MNO	1	1	1045	772
MEATS AND MEAT PRODUCTS	MT	222	454	360	892
MEATS-FRESH,FROZEN	MT	96	269	113	387
BEEF AND VEAL	MT	2	0	7	3
PORK	MT	35	70	48	143
VARIETY MEATS	MT	53	199	57	241
MEATS-PREP,PRES	MT	132	185	247	505
BEEF	MT	52	9	69	22
PORK	MT	58	147	133	389
POULTRY & POULTRY PRODS	NA	---	---	1928	2424
POULTRY-LIVE	NA	---	---	854	984
BABY CHICKS-BREEDER	MNO	203	207	827	939
BABY CHICKS-EX BROR	MNO	12	7	8	11
POULTRY MEATS	MT	590	783	743	994
POULTRY MEAT-FR,FRZ	MT	527	739	593	856
CHICKENS	MT	471	690	517	761
TURKEYS	MT	28	47	38	75
POULTRY MEATS-PREP	MT	63	44	150	139
EGGS	NA	---	---	331	446
DAIRY PRODUCTS	NA	---	---	926	1734
EVAP & COND MILK	MT	39	115	31	119
NONFAT DRY MILK	MT	0	47	0	36
BUTTER & ANHYDROUS	MT	4	2	3	5
CHEESE	MT	17	61	56	152
FATS,OILS AND GREASES	MT	44766	50071	21432	21326
LARD	MT	625	1533	314	1048
TALLOW-INEDIBLE	MT	36858	35489	17673	14649
HIDES AND SKINS	NA	---	---	119	7
CATTLE HIDES	MNO	4	0	76	0
CATTLE HIDES-WHOLE	MNO	4	0	76	0
FURSKINS	NA	---	---	1	6
OTHER ANIMAL PRODUCTS	NA	---	---	997	1051
GRAINS AND PREPARATIONS	NA	---	---	157173	103163
WHEAT AND PRODUCTS	MT	640743	424799	117510	77633
WHEAT AND WHEAT FLOUR	MT	640393	424468	117407	77552
WHEAT	MT	637194	423596	116808	77246
WHEAT FLOUR-GR EQ	MT	3199	872	599	306
BULGUR & ROLLED WHEAT	MT	265	290	34	45
RICE	MT	47	130	21	86
GRAINS & PREP---CONTINUED					
FEED GRAINS & PRODUCTS	MT	286310	146815	38481	23271
FEED GRAINS	MT	272190	117589	36806	18045
BARLEY	MT	0	16086	0	3345
CORN	MT	209005	68467	28391	9889
GRAIN SORGHUMS	MT	63185	32970	8415	4805
OATS	MT	0	56	0	7
BLENDED FOOD PRODUCTS	MT	45	147	15	76
FRUITS AND PREPARATIONS	NA	---	---	8225	8510
FRESH	MT	8151	11237	4349	5453
CITRUS	MT	2	45	3	35
OTHER	MT	8149	11192	4346	5418
DRIED	MT	1225	518	2022	809
CANNED	MT	1906	1650	1189	1257
FRUIT JUICES	MLT	1305	1581	579	899
NUTS AND PREPARATIONS	NA	---	---	1059	882
VEGETABLES & PREPARATIONS	NA	---	---	17229	13463
FRESH	MT	85	130	37	56
VEGETABLES-FROZEN	MT	319	0	123	0
PULSES	MT	25194	26402	12029	10588
DRIED BEANS	MT	5089	1501	3882	806
DRIED PEAS	MT	17271	16895	5944	4478
DRIED LENTILS	MT	2834	8006	2202	5305
CANNED	MT	618	405	596	511
HOPS-INC EXTRACT EQ	MT	1885	893	2969	1519
FEEDS,FODDERS-EX OILCAKE	NA	---	---	926	424
CORN BYPRODUCTS	MT	0	275	0	46
ALFALFA MEAL AND CUBES	MT				
OILSEEDS AND PRODUCTS	NA	---	---	61573	34536
OILCAKE AND MEAL	MT	3270	6	841	2
SOYBEAN	MT	3270	6	841	2
OILSEEDS	NA	---	---	8549	190
SOYBEANS	MT	30732	0	8192	0
OILS AND WAXES-VEG	MT	83171	61558	51664	34018
OILS-SOYA,COTTONSEED	MT	82567	60311	50714	32643
SOYBEAN	MT	82565	60310	50711	32642
COTTONSEED	MT	2	1	3	1
TOBACCO,UNMANUFACTURED	MT	0	0	6	0
BURLEY	MT				
FLUE-CURED	MT				
COTTON-EX LINTERS	MT	539	0	827	0
COTTON LINTERS	MT	1	0	7	0
ESSENTIAL OILS	MT	267	257	2701	2370
SEEDS-FIELD AND GARDEN	NA	---	---	3013	2389
OTHER VEGETABLE PRODS	NA	---	---	7811	7602

TABLE 1--U.S. AGRICULTURAL EXPORTS: QUANTITY AND VALUE, COUNTRY BY COMMODITY GROUP, FISCAL YEARS 1980 AND 1981

COUNTRY AND COMMODITY GROUP	UNIT	QUANTITY 1980	QUANTITY 1981	VALUE 1980 $1,000	VALUE 1981 $1,000
307 VENEZUELA					
TOTAL	---	---	---	616174	899325
ANIMALS & ANIMAL PRODUCTS	NA	---	---	55233	78522
ANIMALS-LIVE,EX POULTRY	NA	---	---	1128	4151
CATTLE	MNO	0	1	137	866
MEATS AND MEAT PRODUCTS	MT	4918	7135	11395	16149
MEATS-FRESH,FROZEN	MT	3442	4523	7658	9161
BEEF AND VEAL	MT	397	175	978	730
PORK	MT	2331	2854	5659	6301
VARIETY MEATS	MT	630	1301	833	1745
MEATS-PREP,PRES	MT	1476	2612	3737	6988
BEEF	MT	20	116	66	323
PORK	MT	1304	2074	2867	5308
POULTRY & POULTRY PRODS	NA	---	---	25472	44970
POULTRY-LIVE	NA	---	---	1852	2479
BABY CHICKS-BREEDER	MNO	537	632	1782	2151
BABY CHICKS-EX BRDR	MNO	18	299	16	261
POULTRY MEATS	MT	18443	24344	20213	36122
POULTRY MEAT-FR,FRZ	MT	18421	24284	20151	36065
CHICKENS	MT	17976	23271	19404	34012
TURKEYS	MT	315	393	509	696
POULTRY MEATS-PREP	MT	22	60	61	116
EGGS	NA	---	---	3373	6339
DAIRY PRODUCTS	NA	---	---	2066	2027
EVAP & COND MILK	MT	9	45	12	62
NONFAT DRY MILK	MT	0	1	0	4
BUTTER & ANHYDROUS	MT	0	1	0	4
CHEESE	MT	309	212	1037	882
FATS,OILS AND GREASES	MT	27342	20294	13821	9385
LARD	MT	25	36	20	37
TALLOW-INEDIBLE	MT	26409	18029	13012	7969
HIDES AND SKINS	NA	---	---	430	150
CATTLE HIDES	MNO	7	5	177	129
CATTLE HIDES-WHOLE	MNO	7	5	177	129
FURSKINS	NA	---	---	0	1
OTHER ANIMAL PRODUCTS	NA	---	---	898	1692
GRAINS AND PREPARATIONS	NA	---	---	264535	360682
WHEAT AND PRODUCTS	MT	711127	843464	137355	169491
WHEAT AND WHEAT FLOUR	MT	711072	843251	137321	169150
WHEAT	MT	710755	843163	137245	169137
WHEAT FLOUR-GR EQ	MT	317	88	76	14
BULGUR & ROLLED WHEAT	MT				
RICE	MT	141	25	49	21
GRAINS & PREP---CONTINUED					
FEED GRAINS & PRODUCTS	MT	874423	1220600	124612	186929
FEED GRAINS	MT	859921	1198156	121333	182084
BARLEY	MT				
CORN	MT	728897	692128	102926	106405
GRAIN SORGHUMS	MT	126074	501353	17475	74603
OATS	MT	4950	4675	933	1072
BLENDED FOOD PRODUCTS	MT	319	1	79	2
FRUITS AND PREPARATIONS	NA	---	---	19080	29172
FRESH	MT	10783	22287	7093	15415
CITRUS	MT	0	11	0	18
OTHER	MT	10783	22276	7093	15398
DRIED	MT	2274	2282	4859	4711
CANNED	MT	975	2037	848	2145
FRUIT JUICES	MLT	3505	2799	1798	1238
NUTS AND PREPARATIONS	NA	---	---	4742	5153
VEGETABLES & PREPARATIONS	NA	---	---	27328	32590
FRESH	MT	1040	6598	398	5289
VEGETABLES-FROZEN	MT	777	1555	668	1427
PULSES	MT	23871	21692	14233	12619
DRIED BEANS	MT	13058	9329	8283	6391
DRIED PEAS	MT	7857	9934	3281	4393
DRIED LENTILS	MT	2956	2429	2669	1835
CANNED	MT	5002	5145	3861	5289
HOPS-INC EXTRACT EQ	MT	279	336	1158	1499
FEEDS,FODDERS-EX OILCAKE	NA	---	---	2003	2357
CORN BYPRODUCTS	MT	54	71	7	16
ALFALFA MEAL AND CUBES	MT	482	673	39	114
OILSEEDS AND PRODUCTS	NA	---	---	169970	290297
OILCAKE AND MEAL	MT	334896	373590	79381	106297
SOYBEAN	MT	328851	373590	77881	106297
OILSEEDS	NA	---	---	12673	21973
SOYBEANS	MT	47584	66344	12014	21536
OILS AND WAXES-VEG	MT	118011	254899	76483	161036
OILS-SOYA,COTTONSEED	MT	82204	162508	53079	101581
SOYBEAN	MT	9903	53424	5213	30375
COTTONSEED	MT	72301	109084	47866	71206
TOBACCO,UNMANUFACTURED	MT	21	69	63	124
BURLEY	MT				
FLUE-CURED	MT				
COTTON-EX LINTERS	MT				
COTTON LINTERS	MT	0	14	0	4
ESSENTIAL OILS	MT	279	237	3009	2177
SEEDS-FIELD AND GARDEN	NA	---	---	8892	8913
OTHER VEGETABLE PRODS	NA	---	---	61349	88333

TABLE 1--U.S. AGRICULTURAL EXPORTS: QUANTITY AND VALUE, COUNTRY BY COMMODITY GROUP, FISCAL YEARS 1980 AND 1981

COUNTRY AND COMMODITY GROUP	UNIT	QUANTITY 1980	QUANTITY 1981	VALUE 1980 $1,000	VALUE 1981 $1,000
312 GUYANA					
TOTAL	---	---	---	22195	23240
ANIMALS & ANIMAL PRODUCTS	NA	---	---	2581	2973
ANIMALS-LIVE,EX POULTRY	NA	---	---	15	0
CATTLE	MNO				
MEATS AND MEAT PRODUCTS	MT	0	5	0	12
MEATS-FRESH,FROZEN	MT	0	3	0	6
BEEF AND VEAL	MT	0	1	0	3
PORK	MT				
VARIETY MEATS	MT	0	2	0	1
MEATS-PREP,PRES	MT	0	2	0	6
BEEF	MT				
PORK	MT	0	2	0	6
POULTRY & POULTRY PRODS	NA	---	---	1548	1702
POULTRY-LIVE	NA	---	---	144	164
BABY CHICKS-BREEDER	MNO				
BABY CHICKS-EX BROR	MNO	256	267	139	161
POULTRY MEATS	MT	0	4	0	5
POULTRY MEAT-FR,FRZ	MT	0	4	0	5
CHICKENS	MT	0	4	0	5
TURKEYS	MT				
POULTRY MEATS-PREP	MT				
EGGS	NA	---	---	1404	1533
DAIRY PRODUCTS	NA	---	---	189	7
EVAP & COND MILK	MT	0	2	0	2
NONFAT DRY MILK	MT	72	0	25	0
BUTTER & ANHYDROUS	MT	0	1	0	1
CHEESE	MT				
FATS,OILS AND GREASES	MT	1334	2147	816	1248
LARD	MT				
TALLOW-INEDIBLE	MT	1334	2147	816	1248
HIDES AND SKINS	NA	---	---		
CATTLE HIDES	MNO				
CATTLE HIDES-WHOLE	MNO				
FURSKINS	NA	---	---		
OTHER ANIMAL PRODUCTS	NA	---	---	12	3
GRAINS AND PREPARATIONS	NA	---	---	12154	10273
WHEAT AND PRODUCTS	MT	54417	44637	9243	8007
WHEAT AND WHEAT FLOUR	MT	54417	44637	9243	8007
WHEAT	MT	52866	44227	8981	7906
WHEAT FLOUR-GR EQ	MT	1551	410	261	101
BULGUR & ROLLED WHEAT	MT				
RICE	MT				
GRAINS & PREP---CONTINUED					
FEED GRAINS & PRODUCTS	MT	13706	9280	2899	2156
FEED GRAINS	MT	10087	7258	2021	1537
BARLEY	MT				
CORN	MT	10087	7258	2021	1537
GRAIN SORGHUMS	MT				
OATS	MT				
BLENDED FOOD PRODUCTS	MT				
FRUITS AND PREPARATIONS	NA	---	---	12	88
FRESH	MT	0	2	0	1
CITRUS	MT				
OTHER	MT	0	2	0	1
DRIED	MT				
CANNED	MT	0	36	0	68
FRUIT JUICES	MLT	15	48	12	19
NUTS AND PREPARATIONS	NA	---	---	21	1
VEGETABLES & PREPARATIONS	NA	---	---	354	432
FRESH	MT	266	233	240	254
VEGETABLES-FROZEN	MT				
PULSES	MT	58	16	51	18
DRIED BEANS	MT	0	14	0	15
DRIED PEAS	MT	58	2	51	3
DRIED LENTILS	MT				
CANNED	MT	42	45	54	87
HOPS-INC EXTRACT EQ	MT	0	3	0	32
FEEDS,FODDERS-EX OILCAKE	NA	---	---	3851	2173
CORN BYPRODUCTS	MT	8462	2171	1049	325
ALFALFA MEAL AND CUBES	MT				
OILSEEDS AND PRODUCTS	NA	---	---	2421	5362
OILCAKE AND MEAL	MT	5538	8716	1516	2520
SOYBEAN	MT	4903	8716	1304	2520
OILSEEDS	NA	---	---	6	19
SOYBEANS	MT				
OILS AND WAXES-VEG	MT	1328	3752	866	2820
OILS-SOYA,COTTONSEED	MT	53	2717	42	2084
SOYBEAN	MT	51	2717	39	2084
COTTONSEED	MT	2	0	4	0
TOBACCO,UNMANUFACTURED	MT	0	2	0	5
BURLEY	MT				
FLUE-CURED	MT				
COTTON-EX LINTERS	MT	93	408	217	975
COTTON LINTERS	MT				
ESSENTIAL OILS	MT	17	5	48	74
SEEDS-FIELD AND GARDEN	NA	---	---	30	47
OTHER VEGETABLE PRODS	NA	---	---	507	837

TABLE 1--U.S. AGRICULTURAL EXPORTS: QUANTITY AND VALUE, COUNTRY BY COMMODITY GROUP, FISCAL YEARS 1980 AND 1981

COUNTRY AND COMMODITY GROUP	UNIT	QUANTITY 1980	QUANTITY 1981	VALUE 1980 $1,000	VALUE 1981 $1,000
315 SURINAME					
TOTAL	---	---	---	16586	22953
ANIMALS & ANIMAL PRODUCTS	NA	---	---	1746	1692
ANIMALS-LIVE,EX POULTRY	NA	---	---	6	0
CATTLE	MNO				
MEATS AND MEAT PRODUCTS	MT	127	70	285	193
MEATS-FRESH,FROZEN	MT	97	60	234	163
BEEF AND VEAL	MT	32	12	177	84
PORK	MT	43	1	37	3
VARIETY MEATS	MT	22	45	18	73
MEATS-PREP,PRES	MT	30	10	51	30
BEEF	MT	0	4	0	11
PORK	MT	25	4	35	14
POULTRY & POULTRY PRODS	NA	---	---	1256	1274
POULTRY-LIVE	NA	---	---	357	351
BABY CHICKS-BREEDER	MNO	5	47	2	17
BABY CHICKS-EX BRDR	MNO	1236	944	341	322
POULTRY MEATS	MT	42	18	82	43
POULTRY MEAT-FR,FRZ	MT	42	14	82	35
CHICKENS	MT	9	0	6	0
TURKEYS	MT	7	2	12	4
POULTRY MEATS-PREP	MT	0	4	0	8
EGGS	NA	---	---	817	880
DAIRY PRODUCTS	NA	---	---	120	167
EVAP & COND MILK	MT	1	0	1	0
NONFAT DRY MILK	MT				
BUTTER & ANHYDROUS	MT				
CHEESE	MT	0	1	0	6
FATS,OILS AND GREASES	MT	39	24	62	44
LARD	MT				
TALLOW-INEDIBLE	MT				
HIDES AND SKINS	NA	---	---		
CATTLE HIDES	MNO				
CATTLE HIDES-WHOLE	MNO				
FURSKINS	NA	---	---		
OTHER ANIMAL PRODUCTS	NA	---	---	17	14
GRAINS AND PREPARATIONS	NA	---	---	6900	11140
WHEAT AND PRODUCTS	MT	18821	19029	3566	4309
WHEAT AND WHEAT FLOUR	MT	18821	19026	3566	4306
WHEAT	MT	12848	12770	2490	3025
WHEAT FLOUR-GR EQ	MT	5973	6256	1075	1280
BULGUR & ROLLED WHEAT	MT				
RICE	MT				
GRAINS & PREP---CONTINUED					
FEED GRAINS & PRODUCTS	MT	23274	36137	3176	6657
FEED GRAINS	MT	22952	35753	3060	6479
BARLEY	MT				
CORN	MT	22952	35753	3060	6479
GRAIN SORGHUMS	MT				
OATS	MT				
BLENDED FOOD PRODUCTS	MT				
FRUITS AND PREPARATIONS	NA	---	---	280	340
FRESH	MT	45	29	42	21
CITRUS	MT				
OTHER	MT	45	29	42	21
DRIED	MT	60	47	107	82
CANNED	MT	91	91	86	112
FRUIT JUICES	MLT	70	128	38	87
NUTS AND PREPARATIONS	NA	---	---	489	377
VEGETABLES & PREPARATIONS	NA	---	---	1311	1605
FRESH	MT	359	213	110	65
VEGETABLES-FROZEN	MT	2	3	2	2
PULSES	MT	1180	1121	721	873
DRIED BEANS	MT	244	318	180	330
DRIED PEAS	MT	936	803	541	543
DRIED LENTILS	MT				
CANNED	MT	259	227	219	204
HOPS-INC EXTRACT EQ	MT				
FEEDS,FODDERS-EX OILCAKE	NA	---	---	3621	3270
CORN BYPRODUCTS	MT				
ALFALFA MEAL AND CUBES	MT				
OILSEEDS AND PRODUCTS	NA	---	---	569	2589
OILCAKE AND MEAL	MT	45	6370	12	1738
SOYBEAN	MT	45	6370	12	1738
OILSEEDS	NA	---	---	7	11
SOYBEANS	MT	0	35	0	11
OILS AND WAXES-VEG	MT	385	601	549	840
OILS-SOYA,COTTONSEED	MT	38	132	33	116
SOYBEAN	MT	38	132	33	116
COTTONSEED	MT				
TOBACCO,UNMANUFACTURED	MT	128	148	610	815
BURLEY	MT	5	6	36	47
FLUE-CURED	MT	82	103	556	749
COTTON-EX LINTERS	MT				
COTTON LINTERS	MT				
ESSENTIAL OILS	MT	7	4	22	28
SEEDS-FIELD AND GARDEN	NA	---	---	15	17
OTHER VEGETABLE PRODS	NA	---	---	1023	1089

TABLE 1--U.S. AGRICULTURAL EXPORTS: QUANTITY AND VALUE, COUNTRY BY COMMODITY GROUP, FISCAL YEARS 1980 AND 1981

COUNTRY AND COMMODITY GROUP	UNIT	QUANTITY 1980	QUANTITY 1981	VALUE 1980 $1,000	VALUE 1981 $1,000
331 ECUADOR					
TOTAL	---	---	---	122247	124544
ANIMALS & ANIMAL PRODUCTS	NA	---	---	16172	18265
ANIMALS-LIVE,EX POULTRY	NA	---	---	111	1069
CATTLE	MNO	0	0	55	721
MEATS AND MEAT PRODUCTS	MT	57	28	47	68
MEATS-FRESH,FROZEN	MT				
BEEF AND VEAL	MT				
PORK	MT				
VARIETY MEATS	MT				
MEATS-PREP,PRES	MT	57	28	47	68
BEEF	MT	6	0	9	0
PORK	MT	0	26	0	66
POULTRY & POULTRY PRODS	NA	---	---	890	1219
POULTRY-LIVE	NA	---	---	590	906
BABY CHICKS-BREEDER	MNO	343	423	513	833
BABY CHICKS-EX BRDR	MNO	16	25	54	35
POULTRY MEATS	MT	6	3	53	25
POULTRY MEAT-FR,FRZ	MT	1	0	3	0
CHICKENS	MT				
TURKEYS	MT	1	0	3	0
POULTRY MEATS-PREP	MT	5	3	50	25
EGGS	NA	---	---	248	287
DAIRY PRODUCTS	NA	---	---	1334	1743
EVAP & COND MILK	MT	2	36	2	36
NONFAT DRY MILK	MT	268	333	94	162
BUTTER & ANHYDROUS	MT				
CHEESE	MT				
FATS,OILS AND GREASES	MT	25961	29291	13195	13636
LARD	MT	0	0	0	1
TALLOW-INEDIBLE	MT	11597	10043	5539	4460
HIDES AND SKINS	NA	---	---	0	71
CATTLE HIDES	MNO				
CATTLE HIDES-WHOLE	MNO				
FURSKINS	NA	---	---	0	71
OTHER ANIMAL PRODUCTS	NA	---	---	595	461
GRAINS AND PREPARATIONS	NA	---	---	63027	61645
WHEAT AND PRODUCTS	MT	330103	313625	61108	57035
WHEAT AND WHEAT FLOUR	MT	330103	313625	61108	57035
WHEAT	MT	329661	311462	61016	56642
WHEAT FLOUR-GR EQ	MT	442	2163	91	393
BULGUR & ROLLED WHEAT	MT				
RICE	MT				
GRAINS & PREP---CONTINUED					
FEED GRAINS & PRODUCTS	MT	11643	20416	1608	3945
FEED GRAINS	MT	10571	20075	1271	3802
BARLEY	MT	0	9900	0	2251
CORN	MT	0	10110	0	1541
GRAIN SORGHUMS	MT	0	65	0	10
OATS	MT	10571	0	1271	0
BLENDED FOOD PRODUCTS	MT	540	825	196	325
FRUITS AND PREPARATIONS	NA	---	---	1228	1213
FRESH	MT	1300	1343	599	768
CITRUS	MT				
OTHER	MT	1300	1343	599	768
DRIED	MT	259	208	436	321
CANNED	MT	165	99	173	107
FRUIT JUICES	MLT	28	32	19	15
NUTS AND PREPARATIONS	NA	---	---	259	469
VEGETABLES & PREPARATIONS	NA	---	---	979	2328
FRESH	MT				
VEGETABLES-FROZEN	MT				
PULSES	MT	592	1508	405	1187
DRIED BEANS	MT	198	446	134	362
DRIED PEAS	MT	0	105	0	36
DRIED LENTILS	MT	394	957	271	789
CANNED	MT	29	218	34	433
HOPS-INC EXTRACT EQ	MT	259	226	447	429
FEEDS,FODDERS-EX OILCAKE	NA	---	---	864	990
CORN BYPRODUCTS	MT	0	56	0	36
ALFALFA MEAL AND CUBES	MT				
OILSEEDS AND PRODUCTS	NA	---	---	24228	26076
OILCAKE AND MEAL	MT	27	0	10	0
SOYBEAN	MT				
OILSEEDS	NA	---	---	88	252
SOYBEANS	MT	62	7635	19	2524
OILS AND WAXES-VEG	MT	38964	40258	23954	23326
OILS-SOYA,COTTONSEED	MT	35360	38640	21688	21972
SOYBEAN	MT	35340	38640	21666	21972
COTTONSEED	MT	20	0	22	0
TOBACCO,UNMANUFACTURED	MT	1821	1168	8407	6361
BURLEY	MT	1	2	5	0
FLUE-CURED	MT	1469	831	6670	4975
COTTON-EX LINTERS	MT				
COTTON LINTERS	MT	136	0	35	0
ESSENTIAL OILS	MT	62	107	787	1425
SEEDS-FIELD AND GARDEN	NA	---	---	1085	1616
OTHER VEGETABLE PRODS	NA	---	---	5176	4164

TABLE 1--U.S. AGRICULTURAL EXPORTS: QUANTITY AND VALUE, COUNTRY BY COMMODITY GROUP, FISCAL YEARS 1980 AND 1981

COUNTRY AND COMMODITY GROUP	UNIT	QUANTITY 1980	QUANTITY 1981	VALUE 1980 $1,000	VALUE 1981 $1,000
333 PERU					
TOTAL	---	---	---	256418	430154
ANIMALS & ANIMAL PRODUCTS	NA	---	---	5491	8096
ANIMALS-LIVE,EX POULTRY	NA	---	---	111	1725
CATTLE	HNO	3	1	9	1394
MEATS AND MEAT PRODUCTS	MT	57	451	105	530
MEATS-FRESH,FROZEN	MT	0	374	0	365
BEEF AND VEAL	MT	0	2	0	8
PORK	MT				
VARIETY MEATS	MT	0	372	0	357
MEATS-PREP,PRES	MT	57	77	105	165
BEEF	MT	11	4	13	7
PORK	MT	30	67	66	147
POULTRY & POULTRY PRODS	NA	---	---	681	829
POULTRY-LIVE	NA	---	---	568	661
BABY CHICKS-BREEDER	HNO	133	119	533	637
BABY CHICKS-EX BRDR	HNO				
POULTRY MEATS	MT	2	159	5	99
POULTRY MEAT-FR,FRZ	MT	0	46	0	29
CHICKENS	MT	0	46	0	29
TURKEYS	MT				
POULTRY MEATS-PREP	MT	2	113	5	70
EGGS	NA	---	---	8	69
DAIRY PRODUCTS	NA	---	---	2500	2984
EVAP & COND MILK	MT	0	1	0	1
NONFAT DRY MILK	MT	1815	3539	639	1486
BUTTER & ANHYDROUS	MT				
CHEESE	MT	6	11	24	39
FATS,OILS AND GREASES	MT	2901	2869	1719	1587
LARD	MT	4	10	2	7
TALLOW-INEDIBLE	MT	2823	2792	1577	1466
HIDES AND SKINS	NA	---	---	0	169
CATTLE HIDES	HNO				
CATTLE HIDES-WHOLE	HNO				
FURSKINS	NA	---	---		
OTHER ANIMAL PRODUCTS	NA	---	---	375	272
GRAINS AND PREPARATIONS	NA	---	---	193213	287350
WHEAT AND PRODUCTS	MT	645728	810891	112292	148665
WHEAT AND WHEAT FLOUR	MT	637570	800439	110572	146337
WHEAT	MT	625559	793059	108542	145152
WHEAT FLOUR-GR EQ	MT	12011	7380	2029	1186
BULGUR & ROLLED WHEAT	MT	8158	10434	1720	2311
RICE	MT	64913	122439	26721	59894

GRAINS & PREP---CONTINUED

COMMODITY GROUP	UNIT	QUANTITY 1980	QUANTITY 1981	VALUE 1980 $1,000	VALUE 1981 $1,000
FEED GRAINS & PRODUCTS	MT	386489	479350	50908	73447
FEED GRAINS	MT	369507	446432	47902	67733
BARLEY	MT	0	4725	0	1152
CORN	MT	366391	419089	47508	62720
GRAIN SORGHUMS	MT	0	18499	0	3277
OATS	MT	2816	4119	394	583
BLENDED FOOD PRODUCTS	MT	7424	9393	2389	3669
FRUITS AND PREPARATIONS	NA	---	---	657	2615
FRESH	MT	48	2246	28	1488
CITRUS	MT				
OTHER	MT	48	2246	28	1488
DRIED	MT	23	78	59	170
CANNED	MT	612	971	540	860
FRUIT JUICES	MLT	41	211	14	59
NUTS AND PREPARATIONS	NA	---	---	54	70
VEGETABLES & PREPARATIONS	NA	---	---	3982	8597
FRESH	MT	55	12	24	12
VEGETABLES-FROZEN	MT	1	1	2	2
PULSES	MT	4805	11293	2043	5065
DRIED BEANS	MT	22	61	50	37
DRIED PEAS	MT	4499	8207	1796	3100
DRIED LENTILS	MT	284	3022	197	1928
CANNED	MT	156	279	190	271
HOPS-INC EXTRACT EQ	MT	481	382	1456	2345
FEEDS,FODDERS-EX OILCAKE	NA	---	---	1286	518
CORN BYPRODUCTS	MT				
ALFALFA MEAL AND CUBES	MT				
OILSEEDS AND PRODUCTS	NA	---	---	30102	33986
OILCAKE AND MEAL	MT	21837	21953	5554	7650
SOYBEAN	MT	21817	19854	5547	7037
OILSEEDS	NA	---	---	9	21
SOYBEANS	MT	0	11	0	3
OILS AND WAXES-VEG	MT	37412	43599	24523	26039
OILS-SOYA,COTTONSEED	MT	36172	41249	23417	23713
SOYBEAN	MT	36172	41214	23417	23672
COTTONSEED	MT	0	35	0	41
TOBACCO,UNMANUFACTURED	MT	83	35	391	226
BURLEY	MT				
FLUE-CURED	MT				
COTTON-EX LINTERS	MT				
COTTON LINTERS	MT				
ESSENTIAL OILS	MT	35	37	651	704
SEEDS-FIELD AND GARDEN	NA	---	---	1251	2054
OTHER VEGETABLE PRODS	NA	---	---	19341	85937

TABLE 1--U.S. AGRICULTURAL EXPORTS: QUANTITY AND VALUE, COUNTRY BY COMMODITY GROUP, FISCAL YEARS 1980 AND 1981

COUNTRY AND COMMODITY GROUP	UNIT	QUANTITY 1980	QUANTITY 1981	VALUE 1980 $1,000	VALUE 1981 $1,000
335 BOLIVIA					
TOTAL	---	---	---	36301	13371
ANIMALS & ANIMAL PRODUCTS	NA	---	---	2765	4577
ANIMALS-LIVE,EX POULTRY	NA	---	---	148	9
CATTLE	MNO	0	0	148	0
MEATS AND MEAT PRODUCTS	MT	75	2	83	8
MEATS-FRESH,FROZEN	MT	51	0	37	0
BEEF AND VEAL	MT				
PORK	MT	50	0	35	0
VARIETY MEATS	MT	1	0	2	0
MEATS-PREP,PRES	MT	22	2	46	8
BEEF	MT	20	0	35	0
PORK	MT	0	2	0	8
POULTRY & POULTRY PRODS	NA	---	---	29	14
POULTRY-LIVE	NA	---	---	19	10
BABY CHICKS-BREEDER	MNO	13	5	15	6
BABY CHICKS-EX BRDR	MNO	3	3	4	4
POULTRY MEATS	MT				
POULTRY MEAT-FR,FRZ	MT				
CHICKENS	MT				
TURKEYS	MT				
POULTRY MEATS-PREP	MT				
EGGS	NA	---	---	10	4
DAIRY PRODUCTS	NA	---	---	1550	2286
EVAP & COND MILK	MT				
NONFAT DRY MILK	MT	2647	2598	942	1020
BUTTER & ANHYDROUS	MT				
CHEESE	MT	0	0	0	1
FATS,OILS AND GREASES	MT	934	2106	929	2232
LARD	MT	927	2106	920	2232
TALLOW-INEDIBLE	MT				
HIDES AND SKINS	NA	---	---	0	2
CATTLE HIDES	MNO				
CATTLE HIDES-WHOLE	MNO				
FURSKINS	NA	---	---		
OTHER ANIMAL PRODUCTS	NA	---	---	25	36
GRAINS AND PREPARATIONS	NA	---	---	28400	3842
WHEAT AND PRODUCTS	MT	140008	8731	25963	1634
WHEAT AND WHEAT FLOUR	MT	137375	6803	25396	1224
WHEAT	MT	124696	0	23261	0
WHEAT FLOUR-GR EQ	MT	12679	6803	2135	1224
BULGUR & ROLLED WHEAT	MT	2633	1928	567	410
RICE	MT	97	3	41	0
GRAINS & PREP---CONTINUED					
FEED GRAINS & PRODUCTS	MT	351	616	145	143
FEED GRAINS	MT				
BARLEY	MT				
CORN	MT				
GRAIN SORGHUMS	MT				
OATS	MT				
BLENDED FOOD PRODUCTS	MT	6207	4179	2092	1644
FRUITS AND PREPARATIONS	NA	---	---	187	97
FRESH	MT	8	2	6	4
CITRUS	MT				
OTHER	MT	8	2	6	4
DRIED	MT	56	21	133	49
CANNED	MT	26	17	40	33
FRUIT JUICES	MLT	13	13	3	9
NUTS AND PREPARATIONS	NA	---	---	41	7
VEGETABLES & PREPARATIONS	NA	---	---	452	713
FRESH	MT				
VEGETABLES-FROZEN	MT				
PULSES	MT	0	30	0	29
DRIED BEANS	MT				
DRIED PEAS	MT				
DRIED LENTILS	MT	0	30	0	29
CANNED	MT	40	81	35	92
HOPS-INC EXTRACT EW	MT	67	76	385	491
FEEDS,FODDERS-EX OILCAKE	NA	---	---	13	57
CORN BYPRODUCTS	MT				
ALFALFA MEAL AND CUBES	MT				
OILSEEDS AND PRODUCTS	NA	---	---	1518	774
OILCAKE AND MEAL	MT				
SOYBEAN	MT				
OILSEEDS	NA	---	---	86	190
SOYBEANS	MT	16	0	5	0
OILS AND WAXES-VEG	MT	1567	660	1432	575
OILS-SOYA,COTTONSEED	MT	1202	524	1047	432
SOYBEAN	MT	1202	524	1047	432
COTTONSEED	MT				
TOBACCO,UNMANUFACTURED	MT	267	203	1562	1451
BURLEY	MT	56	65	340	467
FLUE-CURED	MT	211	138	1222	984
COTTON-EX LINTERS	MT				
COTTON LINTERS	MT				
ESSENTIAL OILS	MT	78	70	224	258
SEEDS-FIELD AND GARDEN	NA	---	---	321	436
OTHER VEGETABLE PRODS	NA	---	---	819	1159

TABLE 1--U.S. AGRICULTURAL EXPORTS: QUANTITY AND VALUE, COUNTRY BY COMMODITY GROUP, FISCAL YEARS 1980 AND 1981

COUNTRY AND COMMODITY GROUP	UNIT	QUANTITY 1980	QUANTITY 1981	VALUE 1980 $1,000	VALUE 1981 $1,000
337 CHILE					
TOTAL	---	---	---	261024	345753
ANIMALS & ANIMAL PRODUCTS	NA	---	---	10416	13335
ANIMALS-LIVE,EX POULTRY	NA	---	---	320	1451
CATTLE	HNO	0	1	0	1220
MEATS AND MEAT PRODUCTS	MT	517	1008	586	1101
MEATS-FRESH,FROZEN	MT	449	856	543	920
BEEF AND VEAL	MT	0	11	0	23
PORK	MT	168	199	298	231
VARIETY MEATS	MT	281	646	245	665
MEATS-PREP,PRES	MT	68	152	144	181
BEEF	MT	2	2	4	3
PORK	MT	49	131	112	120
POULTRY & POULTRY PRODS	NA	---	---	3214	4794
POULTRY-LIVE	NA	---	---	337	187
BABY CHICKS-BREEDER	HNO	185	67	337	185
BABY CHICKS-EX BRDR	HNO				
POULTRY MEATS	MT	2163	4166	2587	4136
POULTRY MEAT-FR,FRZ	MT	1111	2676	1401	2881
CHICKENS	MT	954	2461	1180	2430
TURKEYS	MT	93	104	116	175
POULTRY MEATS-PREP	MT	1052	1490	1185	1255
EGGS	NA	---	---	290	470
DAIRY PRODUCTS	NA	---	---	2441	1297
EVAP & COND MILK	MT	2	0	2	0
NONFAT DRY MILK	MT	1325	1752	458	694
BUTTER & ANHYDROUS	MT				
CHEESE	MT	24	31	83	161
FATS,OILS AND GREASES	MT	4616	5268	2956	3289
LARD	MT	461	808	449	721
TALLOW-INEDIBLE	MT	3832	3079	1962	1417
HIDES AND SKINS	NA	---	---	156	17
CATTLE HIDES	HNO	7	1	148	15
CATTLE HIDES-WHOLE	HNO	7	1	148	15
FURSKINS	NA	---	---	0	2
OTHER ANIMAL PRODUCTS	NA	---	---	604	1386
GRAINS AND PREPARATIONS	NA	---	---	202454	237546
WHEAT AND PRODUCTS	MT	918034	1070672	160624	198604
WHEAT AND WHEAT FLOUR	MT	918020	1070645	160621	198582
WHEAT	MT	907387	1060894	158393	196763
WHEAT FLOUR-GR EQ	MT	10633	9752	2228	1799
BULGUR & ROLLED WHEAT	MT	14	12	3	2
RICE	MT	3281	8316	1189	3780

GRAINS & PREP---CONTINUED

COMMODITY GROUP	UNIT	QUANTITY 1980	QUANTITY 1981	VALUE 1980 $1,000	VALUE 1981 $1,000
FEED GRAINS & PRODUCTS	MT	297754	213293	39470	33268
FEED GRAINS	MT	297309	212740	39023	32580
BARLEY	MT				
CORN	MT	297309	212740	39023	32580
GRAIN SORGHUMS	MT				
OATS	MT				
BLENDED FOOD PRODUCTS	MT	2261	3958	817	1425
FRUITS AND PREPARATIONS	NA	---	---	603	646
FRESH	MT	266	9	233	14
CITRUS	MT	0	3	0	3
OTHER	MT	266	6	233	10
DRIED	MT	16	16	46	33
CANNED	MT	124	231	131	348
FRUIT JUICES	MLT	273	381	179	225
NUTS AND PREPARATIONS	NA	---	---	1583	613
VEGETABLES & PREPARATIONS	NA	---	---	3697	3089
FRESH	MT	21	74	24	123
VEGETABLES-FROZEN	MT	1	45	2	15
PULSES	MT	219	1080	89	381
DRIED BEANS	MT	15	27	10	25
DRIED PEAS	MT	204	1053	79	356
DRIED LENTILS	MT				
CANNED	MT	730	399	2539	350
HOPS-INC EXTRACT EQ	MT	153	115	581	439
FEEDS,FODDERS-EX OILCAKE	NA	---	---	798	332
CORN BYPRODUCTS	MT	195	276	16	45
ALFALFA MEAL AND CUBES	MT				
OILSEEDS AND PRODUCTS	NA	---	---	10745	19857
OILCAKE AND MEAL	MT				
SOYBEAN	MT				
OILSEEDS	NA	---	---	2	4
SOYBEANS	MT				
OILS AND WAXES-VEG	MT	14582	27259	10145	18327
OILS-SOYA,COTTONSEED	MT	13237	22758	8686	13873
SOYBEAN	MT	13237	22758	8686	13873
COTTONSEED	MT				
TOBACCO,UNMANUFACTURED	MT	1761	2232	10647	12287
BURLEY	MT	486	645	3261	2727
FLUE-CURED	MT	1172	1305	7151	9191
COTTON-EX LINTERS	MT	100	813	186	1072
COTTON LINTERS	MT	0	7	0	27
ESSENTIAL OILS	MT	35	92	376	1269
SEEDS-FIELD AND GARDEN	NA	---	---	2332	2304
OTHER VEGETABLE PRODS	NA	---	---	17187	53376

TABLE 1--U.S. AGRICULTURAL EXPORTS: QUANTITY AND VALUE, COUNTRY BY COMMODITY GROUP, FISCAL YEARS 1980 AND 1981

COUNTRY AND COMMODITY GROUP	UNIT	QUANTITY 1980	QUANTITY 1981	VALUE 1980 $1,000	VALUE 1981 $1,000
351 BRAZIL					
TOTAL	---	---	---	698280	643390
ANIMALS & ANIMAL PRODUCTS	NA	---	---	26582	11542
ANIMALS-LIVE,EX POULTRY	NA	---	---	2902	713
CATTLE	HNO	0	0	1025	198
MEATS AND MEAT PRODUCTS	MT	20	34	186	171
MEATS-FRESH,FROZEN	MT	14	2	86	5
BEEF AND VEAL	MT	9	2	51	5
PORK	MT	1	0	3	0
VARIETY MEATS	MT	4	0	32	0
MEATS-PREP,PRES	MT	6	32	21	166
BEEF	MT	1	32	3	166
PORK	MT	1	0	5	0
POULTRY & POULTRY PRODS	NA	---	---	4613	6318
POULTRY-LIVE	NA	---	---	4343	5826
BABY CHICKS-BREEDER	HNO	509	681	4343	5808
BABY CHICKS-EX BRDR	HNO	0	6	0	18
POULTRY MEATS	MT	2	0	4	0
POULTRY MEAT-FR,FRZ	MT	2	0	4	0
CHICKENS	MT	1	0	2	0
TURKEYS	MT	1	0	1	0
POULTRY MEATS-PREP	MT				
EGGS	NA	---	---	265	487
DAIRY PRODUCTS	NA	---	---	339	560
EVAP & COND MILK	MT	23	12	21	6
NONFAT DRY MILK	MT	483	697	154	292
BUTTER & ANHYDROUS	MT				
CHEESE	MT	4	1	17	3
FATS,OILS AND GREASES	MT	26125	18	13267	15
LARD	MT				
TALLOW-INEDIBLE	MT	26106	6	13226	4
HIDES AND SKINS	NA	---	---	110	272
CATTLE HIDES	MNO				
CATTLE HIDES-WHOLE	MNO				
FURSKINS	NA	---	---		
OTHER ANIMAL PRODUCTS	NA	---	---	5245	3493
GRAINS AND PREPARATIONS	NA	---	---	581124	772397
WHEAT AND PRODUCTS	MT	1947376	2855712	345085	534134
WHEAT AND WHEAT FLOUR	MT	1947376	2855712	345085	534134
WHEAT	MT	1943664	2854582	344447	533920
WHEAT FLOUR-GR EQ	MT	3712	1130	638	213
BULGUR & ROLLED WHEAT	MT				
RICE	MT	30047	4910	9545	2568

GRAINS & PREP---CONTINUED

COMMODITY GROUP	UNIT	QUANTITY 1980	QUANTITY 1981	VALUE 1980 $1,000	VALUE 1981 $1,000
FEED GRAINS & PRODUCTS	MT	1716283	1528538	226435	235262
FEED GRAINS	MT	1715375	1527522	226306	235063
BARLEY	MT				
CORN	MT	1715375	1527522	226306	235063
GRAIN SORGHUMS	MT				
OATS	MT				
BLENDED FOOD PRODUCTS	MT				
FRUITS AND PREPARATIONS	NA	---	---	2335	2445
FRESH	MT	2783	2657	1478	1446
CITRUS	MT				
OTHER	MT	2783	2657	1478	1446
DRIED	MT	378	391	807	879
CANNED	MT	35	120	38	70
FRUIT JUICES	MLT	18	0	4	0
NUTS AND PREPARATIONS	NA	---	---	1717	640
VEGETABLES & PREPARATIONS	NA	---	---	8542	19539
FRESH	MT	1	134	1	204
VEGETABLES-FROZEN	MT				
PULSES	MT	5202	15869	1772	11354
DRIED BEANS	MT	509	11954	140	10070
DRIED PEAS	MT	3430	3906	1291	1278
DRIED LENTILS	MT	1263	9	342	6
CANNED	MT	53	2	93	8
HOPS-INC EXTRACT EQ	MT	3758	2505	6599	7599
FEEDS,FODDERS-EX OILCAKE	NA	---	---	569	791
CORN BYPRODUCTS	MT	15	0	4	0
ALFALFA MEAL AND CUBES	MT				
OILSEEDS AND PRODUCTS	NA	---	---	65799	24830
OILCAKE AND MEAL	MT	171	0	32	0
SOYBEAN	MT				
OILSEEDS	NA	---	---	18216	24626
SOYBEANS	MT	65925	77509	18199	24623
OILS AND WAXES-VEG	MT	76206	93	47540	199
OILS-SOYA,COTTONSEED	MT	76122	0	47402	0
SOYBEAN	MT	76122	0	47402	0
COTTONSEED	MT				
TOBACCO,UNMANUFACTURED	MT	11	9	20	0
BURLEY	MT				
FLUE-CURED	MT				
COTTON-EX LINTERS	MT				
COTTON LINTERS	MT	0	36	0	54
ESSENTIAL OILS	MT	182	98	2779	2601
SEEDS-FIELD AND GARDEN	NA	---	---	5536	4980
OTHER VEGETABLE PRODS	NA	---	---	3277	4172

TABLE 1--U.S. AGRICULTURAL EXPORTS: QUANTITY AND VALUE, COUNTRY BY COMMODITY GROUP, FISCAL YEARS 1980 AND 1981

COUNTRY AND COMMODITY GROUP	UNIT	QUANTITY 1980	QUANTITY 1981	VALUE 1980 $1,000	VALUE 1981 $1,000
353 PARAGUAY					
TOTAL	---	---	---	2412	3139
ANIMALS & ANIMAL PRODUCTS	NA	---	---	765	1094
ANIMALS-LIVE,EX POULTRY	NA	---	---	516	780
CATTLE	MNO	3	6	137	325
MEATS AND MEAT PRODUCTS	MT				
MEATS-FRESH,FROZEN	MT				
BEEF AND VEAL	MT				
PORK	MT				
VARIETY MEATS	MT				
MEATS-PREP,PRES	MT				
BEEF	MT				
PORK	MT				
POULTRY & POULTRY PRODS	NA	---	---	2	48
POULTRY-LIVE	NA	---	---		
BABY CHICKS-BREEDER	MNO				
BABY CHICKS-EX BRDR	MNO				
POULTRY MEATS	MT	0	2	0	4
POULTRY MEAT-FR,FRZ	MT				
CHICKENS	MT				
TURKEYS	MT				
POULTRY MEATS-PREP	MT	0	2	0	4
EGGS	NA	---	---	2	44
DAIRY PRODUCTS	NA	---	---	60	291
EVAP & COND MILK	MT				
NONFAT DRY MILK	MT	169	865	60	288
BUTTER & ANHYDROUS	MT				
CHEESE	MT	0	1	0	2
FATS,OILS AND GREASES	MT	1	1	1	2
LARD	MT				
TALLOW-INEDIBLE	MT				
HIDES AND SKINS	NA	---	---	27	8
CATTLE HIDES	MNO				
CATTLE HIDES-WHOLE	MNO				
FURSKINS	NA	---	---	27	4
OTHER ANIMAL PRODUCTS	NA	---	---	58	45
GRAINS AND PREPARATIONS	NA	---	---	208	196
WHEAT AND PRODUCTS	MT	443	267	84	40
WHEAT AND WHEAT FLOUR	MT	443	267	84	40
WHEAT	MT				
WHEAT FLOUR-GR EQ	MT	443	267	84	40
BULGUR & ROLLED WHEAT	MT				
RICE	MT				
GRAINS & PREP---CONTINUED					
FEED GRAINS & PRODUCTS	MT	198	311	37	67
FEED GRAINS	MT				
BARLEY	MT				
CORN	MT				
GRAIN SORGHUMS	MT				
OATS	MT				
BLENDED FOOD PRODUCTS	MT	269	226	98	89
FRUITS AND PREPARATIONS	NA	---	---	28	42
FRESH	MT				
CITRUS	MT				
OTHER	MT				
DRIED	MT	2	9	1	25
CANNED	MT	19	21	25	18
FRUIT JUICES	MLT	5	0	2	0
NUTS AND PREPARATIONS	NA	---	---	11	105
VEGETABLES & PREPARATIONS	NA	---	---	267	317
FRESH	MT	3	32	4	11
VEGETABLES-FROZEN	MT				
PULSES	MT				
DRIED BEANS	MT				
DRIED PEAS	MT				
DRIED LENTILS	MT				
CANNED	MT	22	16	15	12
HOPS-INC EXTRACT EQ	MT	15	42	210	241
FEEDS,FODDERS-EX OILCAKE	NA	---	---	48	54
CORN BYPRODUCTS	MT				
ALFALFA MEAL AND CUBES	MT				
OILSEEDS AND PRODUCTS	NA	---	---	5	42
OILCAKE AND MEAL	MT				
SOYBEAN	MT				
OILSEEDS	NA	---	---	5	0
SOYBEANS	MT				
OILS AND WAXES-VEG	MT	0	30	0	40
OILS-SOYA,COTTONSEED	MT	0	19	0	17
SOYBEAN	MT	0	19	0	17
COTTONSEED	MT				
TOBACCO,UNMANUFACTURED	MT	4	0	25	0
BURLEY	MT				
FLUE-CURED	MT				
COTTON-EX LINTERS	MT				
COTTON LINTERS	MT				
ESSENTIAL OILS	MT	1	1	29	5
SEEDS-FIELD AND GARDEN	NA	---	---	58	114
OTHER VEGETABLE PRODS	NA	---	---	969	1169

TABLE 1--U.S. AGRICULTURAL EXPORTS: QUANTITY AND VALUE, COUNTRY BY COMMODITY GROUP, FISCAL YEARS 1980 AND 1981

COUNTRY AND COMMODITY GROUP	UNIT	QUANTITY 1980	QUANTITY 1981	VALUE 1980 $1,000	VALUE 1981 $1,000
355 URUGUAY					
TOTAL	---	---	---	10389	6853
ANIMALS & ANIMAL PRODUCTS	NA	---	---	6629	2522
ANIMALS-LIVE,EX POULTRY	NA	---	---	15	68
CATTLE	MNO	[illegible]	0	0	12
MEATS AND MEAT PRODUCTS	MT	37	6	93	11
MEATS-FRESH,FROZEN	MT	18	0	45	0
BEEF AND VEAL	MT				
PORK	MT	18	0	45	0
VARIETY MEATS	MT				
MEATS-PREP,PRES	MT	19	6	47	11
BEEF	MT				
PORK	MT	16	0	32	0
POULTRY & POULTRY PRODS	NA	---	---	119	244
POULTRY-LIVE	NA	---	---		
BABY CHICKS-BREEDER	MNO				
BABY CHICKS-EX BRDR	MNO				
POULTRY MEATS	MT	9	8	0	14
POULTRY MEAT-FR,FRZ	MT				
CHICKENS	MT				
TURKEYS	MT				
POULTRY MEATS-PREP	MT	9	8	9	14
EGGS	NA	---	---	119	230
DAIRY PRODUCTS	NA	---	---	114	189
EVAP & COND MILK	MT				
NONFAT DRY MILK	MT				
BUTTER & ANHYDROUS	MT				
CHEESE	MT				
FATS,OILS AND GREASES	MT	4749	79	2594	92
LARD	MT				
TALLOW-INEDIBLE	MT	4738	77	2582	87
HIDES AND SKINS	NA	---	---	3091	1603
CATTLE HIDES	MNO	2	0	52	0
CATTLE HIDES-WHOLE	MNO	2	0	52	0
FURSKINS	NA	---	---	648	804
OTHER ANIMAL PRODUCTS	NA	---	---	593	299
GRAINS AND PREPARATIONS	NA	---	---	17	12
WHEAT AND PRODUCTS	MT				
WHEAT AND WHEAT FLOUR	MT				
WHEAT	MT				
WHEAT FLOUR-GR EQ	MT				
BULGUR & ROLLED WHEAT	MT				
RICE	MT				
GRAINS & PREP---CONTINUED					
FEED GRAINS & PRODUCTS	MT	10	7	3	2
FEED GRAINS	MT				
BARLEY	MT				
CORN	MT				
GRAIN SORGHUMS	MT				
OATS	MT				
BLENDED FOOD PRODUCTS	MT				
FRUITS AND PREPARATIONS	NA	---	---	61	341
FRESH	MT	1	324	4	238
CITRUS	MT				
OTHER	MT	1	324	4	238
DRIED	MT	27	28	57	71
CANNED	MT	0	7	1	10
FRUIT JUICES	MLT	0	35	0	20
NUTS AND PREPARATIONS	NA	---	---	207	255
VEGETABLES & PREPARATIONS	NA	---	---	199	456
FRESH	MT				
VEGETABLES-FROZEN	MT	0	0	0	1
PULSES	MT	0	36	0	24
DRIED BEANS	MT				
DRIED PEAS	MT				
DRIED LENTILS	MT	0	36	0	24
CANNED	MT	10	6	10	7
HOPS-INC EXTRACT EQ	MT	32	59	122	222
FEEDS,FODDERS-EX OILCAKE	NA	---	---	235	277
CORN BYPRODUCTS	MT				
ALFALFA MEAL AND CUBES	MT				
OILSEEDS AND PRODUCTS	NA	---	---	133	254
OILCAKE AND MEAL	MT				
SOYBEAN	MT				
OILSEEDS	NA	---	---	0	8
SOYBEANS	MT				
OILS AND WAXES-VEG	MT	102	220	133	235
OILS-SOYA,COTTONSEED	MT	4	0	6	0
SOYBEAN	MT				
COTTONSEED	MT	4	0	6	0
TOBACCO,UNMANUFACTURED	MT	393	319	2319	1603
BURLEY	MT	61	218	405	1098
FLUE-CURED	MT	330	75	1888	488
COTTON-EX LINTERS	MT	78	0	122	0
COTTON LINTERS	MT	0	24	0	11
ESSENTIAL OILS	MT	4	3	52	115
SEEDS-FIELD AND GARDEN	NA	---	---	490	351
OTHER VEGETABLE PRODS	NA	---	---	425	656

TABLE 1--U.S. AGRICULTURAL EXPORTS: QUANTITY AND VALUE, COUNTRY BY COMMODITY GROUP, FISCAL YEARS 1980 AND 1981

COUNTRY AND COMMODITY GROUP	UNIT	QUANTITY 1980	QUANTITY 1981	VALUE 1980 $1,000	VALUE 1981 $1,000
357 ARGENTINA					
TOTAL	---	---	---	48598	43285
ANIMALS & ANIMAL PRODUCTS	NA	---	---	18375	9405
ANIMALS-LIVE,EX POULTRY	NA	---	---	2524	2317
CATTLE	MNO	0	1	931	1253
MEATS AND MEAT PRODUCTS	MT	76	55	516	212
MEATS-FRESH,FROZEN	MT				
BEEF AND VEAL	MT				
PORK	MT				
VARIETY MEATS	MT				
MEATS-PREP,PRES	MT	76	55	516	212
BEEF	MT				
PORK	MT	76	55	513	212
POULTRY & POULTRY PRODS	NA	---	---	10877	3191
POULTRY-LIVE	NA	---	---	1145	1149
BABY CHICKS-BREEDER	MNO	378	219	1057	987
BABY CHICKS-EX BRDR	MNO	60	51	88	162
POULTRY MEATS	MT	4480	904	5647	1297
POULTRY MEAT-FR,FRZ	MT	4480	903	5647	1291
CHICKENS	MT	3909	429	4771	377
TURKEYS	MT	524	471	811	901
POULTRY MEATS-PREP	MT	0	1	0	6
EGGS	NA	---	---	4085	745
DAIRY PRODUCTS	NA	---	---	1079	523
EVAP & COND MILK	MT				
NONFAT DRY MILK	MT	20	21	26	26
BUTTER & ANHYDROUS	MT				
CHEESE	MT	0	2	1	2
FATS,OILS AND GREASES	MT	699	841	720	1081
LARD	MT	18	0	13	0
TALLOW-INEDIBLE	MT	593	298	457	321
HIDES AND SKINS	NA	---	---	934	351
CATTLE HIDES	MNO				
CATTLE HIDES-WHOLE	MNO				
FURSKINS	NA	---	---	933	350
OTHER ANIMAL PRODUCTS	NA	---	---	1725	1730
GRAINS AND PREPARATIONS	NA	---	---	706	615
WHEAT AND PRODUCTS	MT	0	0	1	0
WHEAT AND WHEAT FLOUR	MT				
WHEAT	MT				
WHEAT FLOUR-GR EQ	MT				
BULGUR & ROLLED WHEAT	MT				
RICE	MT				
GRAINS & PREP---CONTINUED					
FEED GRAINS & PRODUCTS	MT	131	130	84	103
FEED GRAINS	MT	55	12	8	1
BARLEY	MT				
CORN	MT	55	9	8	0
GRAIN SORGHUMS	MT	0	12	0	1
OATS	MT				
BLENDED FOOD PRODUCTS	MT	5	91	10	37
FRUITS AND PREPARATIONS	NA	---	---	2423	3380
FRESH	MT	1305	4813	1165	2648
CITRUS	MT	0	1987	0	675
OTHER	MT	1305	2826	1165	1973
DRIED	MT	435	114	830	275
CANNED	MT	649	230	381	298
FRUIT JUICES	MLT	10	286	14	151
NUTS AND PREPARATIONS	NA	---	---	3271	2470
VEGETABLES & PREPARATIONS	NA	---	---	1819	1581
FRESH	MT	89	62	51	97
VEGETABLES-FROZEN	MT	254	86	229	83
PULSES	MT	35	14	28	10
DRIED BEANS	MT	35	0	28	0
DRIED PEAS	MT	0	14	0	10
DRIED LENTILS	MT				
CANNED	MT	1086	216	774	197
HOPS-INC EXTRACT EQ	MT	24	35	183	397
FEEDS,FODDERS-EX OILCAKE	NA	---	---	1254	1082
CORN BYPRODUCTS	MT				
ALFALFA MEAL AND CUBES	MT				
OILSEEDS AND PRODUCTS	NA	---	---	1268	2017
OILCAKE AND MEAL	MT	29	0	6	0
SOYBEAN	MT	29	0	6	0
OILSEEDS	NA	---	---	515	1120
SOYBEANS	MT	742	191	304	60
OILS AND WAXES-VEG	MT	417	238	557	437
OILS-SOYA,COTTONSEED	MT	0	3	0	2
SOYBEAN	MT				
COTTONSEED	MT	0	3	0	2
TOBACCO,UNMANUFACTURED	MT	108	53	334	90
BURLEY	MT	15	0	97	0
FLUE-CURED	MT	26	0	120	0
COTTON-EX LINTERS	MT	894	151	1459	283
COTTON LINTERS	MT	615	695	179	268
ESSENTIAL OILS	MT	191	204	1502	2061
SEEDS-FIELD AND GARDEN	NA	---	---	10101	6033
OTHER VEGETABLE PRODS	NA	---	---	5908	13900

TABLE 1--U.S. AGRICULTURAL EXPORTS: QUANTITY AND VALUE, COUNTRY BY COMMODITY GROUP, FISCAL YEARS 1980 AND 1981

COUNTRY AND COMMODITY GROUP	UNIT	QUANTITY 1980	QUANTITY 1981	VALUE 1980 $1,000	VALUE 1981 $1,000
400 ICELAND					
TOTAL	---	---	---	8007	10134
ANIMALS & ANIMAL PRODUCTS	NA	---	---	63	69
ANIMALS-LIVE,EX POULTRY	NA	---	---		
CATTLE	MNO				
MEATS AND MEAT PRODUCTS	MT	30	3	32	6
MEATS-FRESH,FROZEN	MT				
BEEF AND VEAL	MT				
PORK	MT				
VARIETY MEATS	MT				
MEATS-PREP,PRES	MT	30	3	32	6
BEEF	MT	10	0	16	0
PORK	MT				
POULTRY & POULTRY PRODS	NA	---	---	9	4
POULTRY-LIVE	NA	---	---		
BABY CHICKS-BREEDER	MNO				
BABY CHICKS-EX BRDR	MNO				
POULTRY MEATS	MT	5	0	5	0
POULTRY MEAT-FR,FRZ	MT	5	0	5	0
CHICKENS	MT	4	0	3	0
TURKEYS	MT				
POULTRY MEATS-PREP	MT				
EGGS	NA	---	---	4	4
DAIRY PRODUCTS	NA	---	---	5	2
EVAP & COND MILK	MT				
NONFAT DRY MILK	MT				
BUTTER & ANHYDROUS	MT				
CHEESE	MT				
FATS,OILS AND GREASES	MT	6	35	5	39
LARD	MT				
TALLOW-INEDIBLE	MT				
HIDES AND SKINS	NA	---	---		
CATTLE HIDES	MNO				
CATTLE HIDES-WHOLE	MNO				
FURSKINS	NA	---	---		
OTHER ANIMAL PRODUCTS	NA	---	---	13	18
GRAINS AND PREPARATIONS	NA	---	---	3212	3467
WHEAT AND PRODUCTS	MT	3691	4617	655	1162
WHEAT AND WHEAT FLOUR	MT	3690	4617	652	1162
WHEAT	MT	232	182	42	34
WHEAT FLOUR-GR EQ	MT	3458	4435	611	1128
BULGUR & ROLLED WHEAT	MT				
RICE	MT	341	435	257	313
GRAINS & PREP---CONTINUED					
FEED GRAINS & PRODUCTS	MT	7123	4244	927	728
FEED GRAINS	MT	7016	4178	902	698
BARLEY	MT	856	336	108	69
CORN	MT	6160	3842	795	629
GRAIN SORGHUMS	MT				
OATS	MT				
BLENDED FOOD PRODUCTS	MT				
FRUITS AND PREPARATIONS	NA	---	---	2204	3056
FRESH	MT	1536	1731	966	1493
CITRUS	MT	228	107	150	74
OTHER	MT	1308	1624	815	1419
DRIED	MT	244	194	469	382
CANNED	MT	193	272	150	264
FRUIT JUICES	MLT	1733	2789	610	890
NUTS AND PREPARATIONS	NA	---	---	18	88
VEGETABLES & PREPARATIONS	NA	---	---	1008	1472
FRESH	MT	308	248	162	188
VEGETABLES-FROZEN	MT	194	163	115	148
PULSES	MT	103	415	58	209
DRIED BEANS	MT	0	7	0	2
DRIED PEAS	MT	103	408	58	208
DRIED LENTILS	MT				
CANNED	MT	264	533	276	504
HOPS-INC EXTRACT EQ	MT				
FEEDS,FODDERS-EX OILCAKE	NA	---	---	67	106
CORN BYPRODUCTS	MT				
ALFALFA MEAL AND CUBES	MT				
OILSEEDS AND PRODUCTS	NA	---	---	120	93
OILCAKE AND MEAL	MT				
SOYBEAN	MT				
OILSEEDS	NA	---	---	0	2
SOYBEANS	MT				
OILS AND WAXES-VEG	MT	90	59	120	91
OILS-SOYA,COTTONSEED	MT	28	0	47	0
SOYBEAN	MT	28	0	47	0
COTTONSEED	MT				
TOBACCO,UNMANUFACTURED	MT	0	9	0	64
BURLEY	MT				
FLUE-CURED	MT	0	9	0	64
COTTON-EX LINTERS	MT				
COTTON LINTERS	MT				
ESSENTIAL OILS	MT	8	0	11	6
SEEDS-FIELD AND GARDEN	NA	---	---	68	29
OTHER VEGETABLE PRODS	NA	---	---	1237	1683

TABLE 1--U.S. AGRICULTURAL EXPORTS: QUANTITY AND VALUE, COUNTRY BY COMMODITY GROUP, FISCAL YEARS 1980 AND 1981

COUNTRY AND COMMODITY GROUP	UNIT	QUANTITY 1980	QUANTITY 1981	VALUE 1980 $1,000	VALUE 1981 $1,000
401 SWEDEN					
TOTAL	---	---	---	136741	125582
ANIMALS & ANIMAL PRODUCTS	NA	---	---	14319	7563
ANIMALS-LIVE,EX POULTRY	NA	---	---	1669	1573
CATTLE	MNO				
MEATS AND MEAT PRODUCTS	MT	1002	584	3806	2139
MEATS-FRESH,FROZEN	MT	956	506	3579	1787
BEEF AND VEAL	MT	298	92	1584	534
PORK	MT	396	168	1742	851
VARIETY MEATS	MT	253	244	352	400
MEATS-PREP,PRES	MT	46	78	127	353
BEEF	MT	17	34	19	255
PORK	MT	18	0	28	0
POULTRY & POULTRY PRODS	NA	---	---	176	396
POULTRY-LIVE	NA	---	---	6	26
BABY CHICKS-BREEDER	MNO	3	18	0	26
BABY CHICKS-EX BRDR	MNO				
POULTRY MEATS	MT	43	167	176	368
POULTRY MEAT-FR,FRZ	MT	41	142	140	298
CHICKENS	MT	0	101	0	101
TURKEYS	MT	41	41	140	197
POULTRY MEATS-PREP	MT	2	25	37	70
EGGS	NA	---	---		
DAIRY PRODUCTS	NA	---	---	287	168
EVAP & COND MILK	MT				
NONFAT DRY MILK	MT				
BUTTER & ANHYDROUS	MT				
CHEESE	MT	1	4	8	20
FATS,OILS AND GREASES	MT	40	91	66	215
LARD	MT				
TALLOW-INEDIBLE	MT				
HIDES AND SKINS	NA	---	---	7972	2440
CATTLE HIDES	MNO	22	2	812	71
CATTLE HIDES-WHOLE	MNO	22	2	800	71
FURSKINS	NA	---	---	5647	1533
OTHER ANIMAL PRODUCTS	NA	---	---	342	651
GRAINS AND PREPARATIONS	NA	---	---	9402	9731
WHEAT AND PRODUCTS	MT	1665	1646	158	213
WHEAT AND WHEAT FLOUR	MT	1665	1238	158	116
WHEAT	MT	1	74	0	22
WHEAT FLOUR-GR EQ	MT	1665	1154	158	94
BULGUR & ROLLED WHEAT	MT	0	418	0	97
RICE	MT	10448	10056	7187	7260

GRAINS & PREP---CONTINUED

COMMODITY GROUP	UNIT	QUANTITY 1980	QUANTITY 1981	VALUE 1980 $1,000	VALUE 1981 $1,000
FEED GRAINS & PRODUCTS	MT	2849	2991	710	680
FEED GRAINS	MT	0	222	0	20
BARLEY	MT				
CORN	MT	0	222	0	20
GRAIN SORGHUMS	MT				
OATS	MT				
BLENDED FOOD PRODUCTS	MT				
FRUITS AND PREPARATIONS	NA	---	---	35613	40127
FRESH	MT	18936	22840	8795	13443
CITRUS	MT	9002	6240	3436	2852
OTHER	MT	9934	16600	5359	10592
DRIED	MT	7407	7780	15625	16624
CANNED	MT	6026	3562	5259	3588
FRUIT JUICES	MLT	17456	17969	5549	5816
NUTS AND PREPARATIONS	NA	---	---	17920	13058
VEGETABLES & PREPARATIONS	NA	---	---	13633	15961
FRESH	MT	11022	10159	4752	4675
VEGETABLES-FROZEN	MT	2170	1922	1639	1481
PULSES	MT	248	897	178	641
DRIED BEANS	MT	239	294	174	276
DRIED PEAS	MT	9	532	5	312
DRIED LENTILS	MT	0	71	0	53
CANNED	MT	1530	2284	1524	2510
HOPS-INC EXTRACT EQ	MT	0	91	0	829
FEEDS,FODDERS-EX OILCAKE	NA	---	---	1658	2014
CORN BYPRODUCTS	MT				
ALFALFA MEAL AND CUBES	MT	0	34	0	7
OILSEEDS AND PRODUCTS	NA	---	---	3007	1493
OILCAKE AND MEAL	MT	205	55	95	17
SOYBEAN	MT	0	20	0	2
OILSEEDS	NA	---	---	231	116
SOYBEANS	MT				
OILS AND WAXES-VEG	MT	741	116	1086	175
OILS-SOYA,COTTONSEED	MT	248	58	171	41
SOYBEAN	MT	248	58	171	41
COTTONSEED	MT				
TOBACCO,UNMANUFACTURED	MT	7068	6124	26973	24624
BURLEY	MT	1262	957	7127	6062
FLUE-CURED	MT	3376	2816	17432	15765
COTTON-EX LINTERS	MT	5001	1588	7061	2698
COTTON LINTERS	MT	0	35	0	45
ESSENTIAL OILS	MT	24	43	335	415
SEEDS-FIELD AND GARDEN	NA	---	---	3817	3587
OTHER VEGETABLE PRODS	NA	---	---	3004	4240

TABLE 1--U.S. AGRICULTURAL EXPORTS: QUANTITY AND VALUE, COUNTRY BY COMMODITY GROUP, FISCAL YEARS 1980 AND 1981

COUNTRY AND COMMODITY GROUP	UNIT	QUANTITY 1980	QUANTITY 1981	VALUE 1980 $1,000	VALUE 1981 $1,000
403 NORWAY					
TOTAL	---	---	---	186737	200646
ANIMALS & ANIMAL PRODUCTS	NA	---	---	1098	944
ANIMALS-LIVE,EX POULTRY	NA	---	---	28	191
CATTLE	HNO				
MEATS AND MEAT PRODUCTS	MT	113	67	387	178
MEATS-FRESH,FROZEN	MT	17	0	126	0
BEEF AND VEAL	MT	15	0	125	0
PORK	MT				
VARIETY MEATS	MT	2	0	1	0
MEATS-PREP,PRES	MT	96	67	260	178
BEEF	MT				
PORK	MT	90	62	227	161
POULTRY & POULTRY PRODS	NA	---	---	45	103
POULTRY-LIVE	NA	---	---		
BABY CHICKS-BREEDER	HNO				
BABY CHICKS-EX BRDR	HNO				
POULTRY MEATS	MT	22	16	45	103
POULTRY MEAT-FR,FRZ	MT	22	16	45	103
CHICKENS	MT				
TURKEYS	MT	22	16	45	103
POULTRY MEATS-PREP	MT				
EGGS	NA	---	---		
DAIRY PRODUCTS	NA	---	---	12	0
EVAP & COND MILK	MT				
NONFAT DRY MILK	MT				
BUTTER & ANHYDROUS	MT				
CHEESE	MT	0	0	2	0
FATS,OILS AND GREASES	MT	1064	616	350	429
LARD	MT	17	19	11	30
TALLOW-INEDIBLE	MT	1010	563	496	329
HIDES AND SKINS	NA	---	---	60	29
CATTLE HIDES	HNO	1	0	13	0
CATTLE HIDES-WHOLE	HNO				
FURSKINS	NA	---	---	47	0
OTHER ANIMAL PRODUCTS	NA	---	---	17	22
GRAINS AND PREPARATIONS	NA	---	---	54851	80797
WHEAT AND PRODUCTS	MT	99545	176731	17279	35474
WHEAT AND WHEAT FLOUR	MT	99545	176731	17279	35474
WHEAT	MT	99518	176676	17271	35461
WHEAT FLOUR-GR EQ	MT	27	55	8	14
BULGUR & ROLLED WHEAT	MT				
RICE	MT	955	1330	772	1276

GRAINS & PREP---CONTINUED

COMMODITY GROUP	UNIT	QUANTITY 1980	QUANTITY 1981	VALUE 1980 $1,000	VALUE 1981 $1,000
FEED GRAINS & PRODUCTS	MT	269360	263572	33746	40125
FEED GRAINS	MT	269235	263485	33719	40102
BARLEY	MT				
CORN	MT	36457	64594	4806	9986
GRAIN SORGHUMS	MT	232779	198891	28913	30115
OATS	MT				
BLENDED FOOD PRODUCTS	MT				
FRUITS AND PREPARATIONS	NA	---	---	17307	17254
FRESH	MT	7862	7845	3962	3935
CITRUS	MT	1397	849	531	444
OTHER	MT	6465	6996	3431	3491
DRIED	MT	4153	4568	8903	8655
CANNED	MT	3050	2431	2597	2294
FRUIT JUICES	MLT	5809	6881	1826	2181
NUTS AND PREPARATIONS	NA	---	---	10866	7842
VEGETABLES & PREPARATIONS	NA	---	---	3919	3696
FRESH	MT	1560	1852	440	606
VEGETABLES-FROZEN	MT	831	598	728	559
PULSES	MT	891	566	309	226
DRIED BEANS	MT	171	135	97	85
DRIED PEAS	MT	573	426	205	136
DRIED LENTILS	MT	57	5	7	5
CANNED	MT	378	331	884	522
HOPS-INC EXTRACT EQ	MT				
FEEDS,FODDERS-EX OILCAKE	NA	---	---	352	409
CORN BYPRODUCTS	MT	9	15	2	1
ALFALFA MEAL AND CUBES	MT				
OILSEEDS AND PRODUCTS	NA	---	---	79487	77172
OILCAKE AND MEAL	MT	4120	272	577	151
SOYBEAN	MT	0	272	0	151
OILSEEDS	NA	---	---	77970	76259
SOYBEANS	MT	297647	261052	77903	76150
OILS AND WAXES-VEG	MT	87	35	115	59
OILS-SOYA,COTTONSEED	MT	0	18	0	25
SOYBEAN	MT	0	18	0	25
COTTONSEED	MT				
TOBACCO,UNMANUFACTURED	MT	3232	1614	14193	7633
BURLEY	MT	119	48	497	236
FLUE-CURED	MT	2000	1204	8993	5601
COTTON-EX LINTERS	MT	1591	1387	2475	2662
COTTON LINTERS	MT				
ESSENTIAL OILS	MT	6	3	75	66
SEEDS-FIELD AND GARDEN	NA	---	---	462	639
OTHER VEGETABLE PRODS	NA	---	---	1651	1532

TABLE 1--U.S. AGRICULTURAL EXPORTS: QUANTITY AND VALUE, COUNTRY BY COMMODITY GROUP, FISCAL YEARS 1980 AND 1981

COUNTRY AND COMMODITY GROUP	UNIT	QUANTITY 1980	QUANTITY 1981	VALUE 1980 $1,000	VALUE 1981 $1,000
405 FINLAND					
TOTAL	---	---	---	92165	64398
ANIMALS & ANIMAL PRODUCTS	NA	---	---	5121	5961
ANIMALS-LIVE,EX POULTRY	NA	---	---	629	1342
CATTLE	NNO				
MEATS AND MEAT PRODUCTS	MT	18	2	22	18
MEATS-FRESH,FROZEN	MT	18	2	20	18
BEEF AND VEAL	MT	0	2	0	18
PORK	MT				
VARIETY MEATS	MT	18	0	20	0
MEATS-PREP,PRES	MT	0	0	2	0
BEEF	MT				
PORK	MT				
POULTRY & POULTRY PRODS	NA	---	---	84	57
POULTRY-LIVE	NA	---	---	84	57
BABY CHICKS-BREEDER	MNO	11	6	84	57
BABY CHICKS-EX BROR	MNO				
POULTRY MEATS	MT				
POULTRY MEAT-FR,FRZ	MT				
CHICKENS	MT				
TURKEYS	MT				
POULTRY MEATS-PREP	MT				
EGGS	NA	---	---		
DAIRY PRODUCTS	NA	---	---		
EVAP & COND MILK	MT				
NONFAT DRY MILK	MT				
BUTTER & ANHYDROUS	MT				
CHEESE	MT				
FATS,OILS AND GREASES	MT	6	4	7	6
LARD	MT				
TALLOW-INEDIBLE	MT				
HIDES AND SKINS	NA	---	---	2852	3270
CATTLE HIDES	MNO	18	13	610	398
CATTLE HIDES-WHOLE	MNO	12	13	479	398
FURSKINS	NA	---	---	2170	2836
OTHER ANIMAL PRODUCTS	NA	---	---	1536	1268
GRAINS AND PREPARATIONS	NA	---	---	36653	1653
WHEAT AND PRODUCTS	MT	190176	6	33058	1
WHEAT AND WHEAT FLOUR	MT	190176	6	33058	1
WHEAT	MT	190176	6	33058	1
WHEAT FLOUR-GR EQ	MT				
BULGUR & ROLLED WHEAT	MT				
RICE	MT	1199	1352	737	1170

GRAINS & PREP---CONTINUED

COMMODITY GROUP	UNIT	QUANTITY 1980	QUANTITY 1981	VALUE 1980 $1,000	VALUE 1981 $1,000
FEED GRAINS & PRODUCTS	MT	407	300	217	162
FEED GRAINS	MT				
BARLEY	MT				
CORN	MT				
GRAIN SORGHUMS	MT				
OATS	MT				
BLENDED FOOD PRODUCTS	MT				
FRUITS AND PREPARATIONS	NA	---	---	20212	22574
FRESH	MT	4347	6975	2346	3629
CITRUS	MT	55	31	19	8
OTHER	MT	4292	6944	2327	3621
DRIED	MT	7106	7263	15365	15293
CANNED	MT	2052	2188	2045	2235
FRUIT JUICES	MLT	715	1860	305	833
NUTS AND PREPARATIONS	NA	---	---	2389	2568
VEGETABLES & PREPARATIONS	NA	---	---	668	940
FRESH	MT	161	95	53	36
VEGETABLES-FROZEN	MT	128	37	95	34
PULSES	MT	11	151	12	90
DRIED BEANS	MT	11	10	12	6
DRIED PEAS	MT	0	140	0	82
DRIED LENTILS	MT	0	1	0	3
CANNED	MT	60	120	62	154
HOPS-INC EXTRACT Ew	MT				
FEEDS,FODDERS-EX OILCAKE	NA	---	---	62	121
CORN BYPRODUCTS	MT				
ALFALFA MEAL AND CUBES	MT				
OILSEEDS AND PRODUCTS	NA	---	---	946	642
OILCAKE AND MEAL	MT				
SOYBEAN	MT				
OILSEEDS	NA	---	---	576	331
SOYBEANS	MT				
OILS AND WAXES-VEG	MT	7	15	12	12
OILS-SOYA,COTTONSEED	MT	1	0	2	0
SOYBEAN	MT				
COTTONSEED	MT	1	0	2	0
TOBACCO,UNMANUFACTURED	MT	4151	4834	26067	26662
BURLEY	MT	559	757	3673	5490
FLUE-CURED	MT	3082	3258	16090	19131
COTTON-EX LINTERS	MT	2589	545	4110	1020
COTTON LINTERS	MT	61	0	9	0
ESSENTIAL OILS	MT	94	13	320	85
SEEDS-FIELD AND GARDEN	NA	---	---	281	429
OTHER VEGETABLE PRODS	NA	---	---	1327	1743

TABLE 1--U.S. AGRICULTURAL EXPORTS: QUANTITY AND VALUE, COUNTRY BY COMMODITY GROUP, FISCAL YEARS 1980 AND 1981

COUNTRY AND COMMODITY GROUP	UNIT	QUANTITY 1980	QUANTITY 1981	VALUE 1980 $1,000	VALUE 1981 $1,000
409 DENMARK					
TOTAL	---	---	---	214573	142725
ANIMALS & ANIMAL PRODUCTS	NA	---	---	35962	31954
ANIMALS-LIVE,EX POULTRY	NA	---	---	319	566
CATTLE	MNO				
MEATS AND MEAT PRODUCTS	MT	593	876	1556	1813
MEATS-FRESH,FROZEN	MT	496	742	1302	1322
BEEF AND VEAL	MT	62	64	446	393
PORK	MT				
VARIETY MEATS	MT	398	678	783	929
MEATS-PREP,PRES	MT	97	134	256	491
BEEF	MT	34	50	124	249
PORK	MT	0	39	0	159
POULTRY & POULTRY PRODS	NA	---	---	729	573
POULTRY-LIVE	NA	---	---	46	93
BABY CHICKS-BREEDER	MNO	9	20	46	93
BABY CHICKS-EX BRDR	MNO				
POULTRY MEATS	MT	36	20	97	58
POULTRY MEAT-FR,FRZ	MT	36	20	97	58
CHICKENS	MT				
TURKEYS	MT	29	0	89	0
POULTRY MEATS-PREP	MT				
EGGS	NA	---	---	556	373
DAIRY PRODUCTS	NA	---	---	28	87
EVAP & COND MILK	MT				
NONFAT DRY MILK	MT	1	4	5	9
BUTTER & ANHYDROUS	MT				
CHEESE	MT				
FATS,OILS AND GREASES	MT	29	2	18	3
LARD	MT				
TALLOW-INEDIBLE	MT				
HIDES AND SKINS	NA	---	---	24212	16399
CATTLE HIDES	MNO	3	3	131	106
CATTLE HIDES-WHOLE	MNO	3	1	124	27
FURSKINS	NA	---	---	23947	16274
OTHER ANIMAL PRODUCTS	NA	---	---	9098	12519
GRAINS AND PREPARATIONS	NA	---	---	1636	1745
WHEAT AND PRODUCTS	MT	481	785	48	64
WHEAT AND WHEAT FLOUR	MT	481	785	48	64
WHEAT	MT	0	56	0	11
WHEAT FLOUR-GR EQ	MT	481	729	48	54
BULGUR & ROLLED WHEAT	MT				
RICE	MT	1455	1452	992	1040
GRAINS & PREP---CONTINUED					

COMMODITY GROUP	UNIT	QUANTITY 1980	QUANTITY 1981	VALUE 1980 $1,000	VALUE 1981 $1,000
FEED GRAINS & PRODUCTS	MT	389	251	63	124
FEED GRAINS	MT	38	0	3	0
BARLEY	MT				
CORN	MT				
GRAIN SORGHUMS	MT	38	0	3	0
OATS	MT				
BLENDED FOOD PRODUCTS	MT	1	0	4	0
FRUITS AND PREPARATIONS	NA	---	---	11455	12208
FRESH	MT	2162	854	790	617
CITRUS	MT	1966	603	672	212
OTHER	MT	196	251	118	405
DRIED	MT	4689	5245	9382	9542
CANNED	MT	825	440	613	452
FRUIT JUICES	MLT	1409	2764	495	860
NUTS AND PREPARATIONS	NA	---	---	7937	8215
VEGETABLES & PREPARATIONS	NA	---	---	1773	2118
FRESH	MT	59	39	41	57
VEGETABLES-FROZEN	MT	146	214	137	140
PULSES	MT	31	26	28	16
DRIED BEANS	MT	1	3	1	5
DRIED PEAS	MT	19	9	6	0
DRIED LENTILS	MT	20	18	21	11
CANNED	MT	583	619	586	650
HOPS-INC EXTRACT EQ	MT	1	5	4	27
FEEDS,FODDERS-EX OILCAKE	NA	---	---	3082	1440
CORN BYPRODUCTS	MT				
ALFALFA MEAL AND CUBES	MT				
OILSEEDS AND PRODUCTS	NA	---	---	109829	54219
OILCAKE AND MEAL	MT	132663	36587	22669	5095
SOYBEAN	MT	48467	101	10675	41
OILSEEDS	NA	---	---	86742	49398
SOYBEANS	MT	342282	156282	86686	47521
OILS AND WAXES-VEG	MT	36	563	59	398
OILS-SOYA,COTTONSEED	MT	7	4	10	6
SOYBEAN	MT	1	1	1	2
COTTONSEED	MT	6	3	9	4
TOBACCO,UNMANUFACTURED	MT	10244	4051	36986	21166
BURLEY	MT	1928	360	9646	1894
FLUE-CURED	MT	4593	3201	25805	18724
COTTON-EX LINTERS	MT	258	429	436	970
COTTON LINTERS	MT				
ESSENTIAL OILS	MT	115	74	835	658
SEEDS-FIELD AND GARDEN	NA	---	---	1627	2781
OTHER VEGETABLE PRODS	NA	---	---	3016	3251

TABLE 1--U.S. AGRICULTURAL EXPORTS: QUANTITY AND VALUE, COUNTRY BY COMMODITY GROUP, FISCAL YEARS 1980 AND 1981

COUNTRY AND COMMODITY GROUP	UNIT	QUANTITY 1980	QUANTITY 1981	VALUE 1980 $1,000	VALUE 1981 $1,000
412 UNITED KINGDOM					
TOTAL	---	---	---	1003179	909892
ANIMALS & ANIMAL PRODUCTS	NA	---	---	201131	193499
ANIMALS-LIVE,EX POULTRY	NA	---	---	26390	39875
CATTLE	MNO				
MEATS AND MEAT PRODUCTS	MT	32751	29949	38089	32321
MEATS-FRESH,FROZEN	MT	32511	29725	37545	31756
BEEF AND VEAL	MT	78	708	156	3651
PORK	MT	1372	808	2060	1473
VARIETY MEATS	MT	30874	28016	35062	26305
MEATS-PREP,PRES	MT	240	224	544	565
BEEF	MT	44	66	164	243
PORK	MT	158	93	242	97
POULTRY & POULTRY PRODS	NA	---	---	16393	17123
POULTRY-LIVE	NA	---	---	355	235
BABY CHICKS-BREEDER	MNO	64	56	250	224
BABY CHICKS-EX BRDR	MNO				
POULTRY MEATS	MT	5406	4344	13460	14108
POULTRY MEAT-FR,FRZ	MT	4907	4077	11462	12839
CHICKENS	MT	1386	1079	2011	2728
TURKEYS	MT	2888	2468	7448	8089
POULTRY MEATS-PREP	MT	499	267	1998	1269
EGGS	NA	---	---	2492	2408
DAIRY PRODUCTS	NA	---	---	2191	1272
EVAP & COND MILK	MT	0	7	0	3
NONFAT DRY MILK	MT	13	0	9	0
BUTTER & ANHYDROUS	MT	0	1	0	2
CHEESE	MT	42	11	107	47
FATS,OILS AND GREASES	MT	82827	53545	40339	26182
LARD	MT	2299	562	1277	466
TALLOW-INEDIBLE	MT	67294	39529	31349	17547
HIDES AND SKINS	NA	---	---	53298	50768
CATTLE HIDES	MNO	77	8	1958	168
CATTLE HIDES-WHOLE	MNO	45	6	1442	164
FURSKINS	NA	---	---	47161	48870
OTHER ANIMAL PRODUCTS	NA	---	---	24432	25958
GRAINS AND PREPARATIONS	NA	---	---	291297	224480
WHEAT AND PRODUCTS	MT	299968	25151	53634	4659
WHEAT AND WHEAT FLOUR	MT	299694	25107	53437	4601
WHEAT	MT	297401	23089	53225	4371
WHEAT FLOUR-GR EQ	MT	2293	2018	213	230
BULGUR & ROLLED WHEAT	MT	66	0	10	0
RICE	MT	34393	19533	10310	9168
GRAINS & PREP---CONTINUED					
FEED GRAINS & PRODUCTS	MT	1833531	1413491	223071	206871
FEED GRAINS	MT	1828516	1395333	221027	200503
BARLEY	MT				
CORN	MT	1827616	1394762	220939	200442
GRAIN SORGHUMS	MT	900	571	89	61
OATS	MT				
BLENDED FOOD PRODUCTS	MT	43	91	67	23
FRUITS AND PREPARATIONS	NA	---	---	46874	41357
FRESH	MT	36390	32281	17249	21728
CITRUS	MT	24853	11218	8368	4521
OTHER	MT	11537	21063	8881	17207
DRIED	MT	11558	5963	20001	10318
CANNED	MT	817	1140	788	1016
FRUIT JUICES	MLT	18281	18944	7426	6786
NUTS AND PREPARATIONS	NA	---	---	72717	41159
VEGETABLES & PREPARATIONS	NA	---	---	55960	69339
FRESH	MT	8726	8872	4953	5473
VEGETABLES-FROZEN	MT	4062	3313	2807	2515
PULSES	MT	56664	67634	28427	44754
DRIED BEANS	MT	53063	63154	26911	42987
DRIED PEAS	MT	3530	4462	1465	1753
DRIED LENTILS	MT	71	18	51	14
CANNED	MT	5737	5368	4804	4695
HOPS-INC EXTRACT EQ	MT	213	167	577	236
FEEDS,FODDERS-EX OILCAKE	NA	---	---	20079	25423
CORN BYPRODUCTS	MT	205	64784	23	9975
ALFALFA MEAL AND CUBES	MT	95	537	5	91
OILSEEDS AND PRODUCTS	NA	---	---	165605	140213
OILCAKE AND MEAL	MT	69185	56891	17162	14912
SOYBEAN	MT	68995	56855	17119	14899
OILSEEDS	NA	---	---	139834	110681
SOYBEANS	MT	520180	383836	137575	109570
OILS AND WAXES-VEG	MT	6347	11234	5454	10323
OILS-SOYA,COTTONSEED	MT	520	1537	384	929
SOYBEAN	MT	41	36	25	19
COTTONSEED	MT	479	1501	360	910
TOBACCO,UNMANUFACTURED	MT	15546	20434	73483	107649
BURLEY	MT	552	292	3188	1884
FLUE-CURED	MT	11402	15884	61923	96318
COTTON-EX LINTERS	MT	14652	7914	25314	15931
COTTON LINTERS	MT	721	443	229	143
ESSENTIAL OILS	MT	1196	948	20480	16405
SEEDS-FIELD AND GARDEN	NA	---	---	10231	9738
OTHER VEGETABLE PRODS	NA	---	---	19781	24555

TABLE 1--U.S. AGRICULTURAL EXPORTS: QUANTITY AND VALUE, COUNTRY BY COMMODITY GROUP, FISCAL YEARS 1980 AND 1981

COUNTRY AND COMMODITY GROUP	UNIT	QUANTITY 1980	QUANTITY 1981	VALUE 1980 $1,000	VALUE 1981 $1,000
419 IRELAND					
TOTAL	---	---	---	74582	72638
ANIMALS & ANIMAL PRODUCTS	NA	---	---	13629	12931
ANIMALS-LIVE,EX POULTRY	NA	---	---	13009	12323
CATTLE	MNO				
MEATS AND MEAT PRODUCTS	MT	17	16	42	31
MEATS-FRESH,FROZEN	MT				
BEEF AND VEAL	MT				
PORK	MT				
VARIETY MEATS	MT				
MEATS-PREP,PRES	MT	17	16	42	31
BEEF	MT				
PORK	MT				
POULTRY & POULTRY PRODS	NA	---	---	90	240
POULTRY-LIVE	NA	---	---	14	208
BABY CHICKS-BREEDER	MNO	12	30	14	208
BABY CHICKS-EX BRDR	MNO				
POULTRY MEATS	MT	16	0	24	0
POULTRY MEAT-FR,FRZ	MT	16	0	24	0
CHICKENS	MT	16	0	24	0
TURKEYS	MT				
POULTRY MEATS-PREP	MT				
EGGS	NA	---	---	52	32
DAIRY PRODUCTS	NA	---	---	203	45
EVAP & COND MILK	MT				
NONFAT DRY MILK	MT				
BUTTER & ANHYDROUS	MT				
CHEESE	MT				
FATS,OILS AND GREASES	MT	8	11	23	17
LARD	MT				
TALLOW-INEDIBLE	MT				
HIDES AND SKINS	NA	---	---	110	175
CATTLE HIDES	MNO	1	0	13	0
CATTLE HIDES-WHOLE	MNO				
FURSKINS	NA	---	---	94	175
OTHER ANIMAL PRODUCTS	NA	---	---	152	100
GRAINS AND PREPARATIONS	NA	---	---	296	455
WHEAT AND PRODUCTS	MT				
WHEAT AND WHEAT FLOUR	MT				
WHEAT	MT				
WHEAT FLOUR-GR EQ	MT				
BULGUR & ROLLED WHEAT	MT				
RICE	MT	11	0	15	0
GRAINS & PREP---CONTINUED					
FEED GRAINS & PRODUCTS	MT	7	527	3	205
FEED GRAINS	MT				
BARLEY	MT				
CORN	MT				
GRAIN SORGHUMS	MT				
OATS	MT				
BLENDED FOOD PRODUCTS	MT	25	18	25	31
FRUITS AND PREPARATIONS	NA	---	---	2294	1334
FRESH	MT	1246	1518	758	901
CITRUS	MT	135	0	49	0
OTHER	MT	1111	1518	709	901
DRIED	MT	653	170	1069	198
CANNED	MT				
FRUIT JUICES	MLT	675	885	456	235
NUTS AND PREPARATIONS	NA	---	---	582	1077
VEGETABLES & PREPARATIONS	NA	---	---	2524	3516
FRESH	MT	48	50	12	25
VEGETABLES-FROZEN	MT	110	275	94	173
PULSES	MT	1120	2442	519	1638
DRIED BEANS	MT	833	2300	425	1596
DRIED PEAS	MT	287	142	94	42
DRIED LENTILS	MT				
CANNED	MT	272	79	299	104
HOPS-INC EXTRACT EQ	MT	360	308	728	843
FEEDS,FODDERS-EX OILCAKE	NA	---	---	5518	4120
CORN BYPRODUCTS	MT	22577	21861	3376	3597
ALFALFA MEAL AND CUBES	MT				
OILSEEDS AND PRODUCTS	NA	---	---	17459	710
OILCAKE AND MEAL	MT	74120	500	16943	136
SOYBEAN	MT	74099	500	16934	136
OILSEEDS	NA	---	---		
SOYBEANS	MT				
OILS AND WAXES-VEG	MT	437	489	515	565
OILS-SOYA,COTTONSEED	MT				
SOYBEAN	MT				
COTTONSEED	MT				
TOBACCO,UNMANUFACTURED	MT	1983	2009	8275	10115
BURLEY	MT				
FLUE-CURED	MT	1382	1486	8076	9496
COTTON-EX LINTERS	MT	11059	13569	18635	26192
COTTON LINTERS	MT				
ESSENTIAL OILS	MT	221	134	1608	6304
SEEDS-FIELD AND GARDEN	NA	---	---	259	159
OTHER VEGETABLE PRODS	NA	---	---	3503	5726

TABLE 1--U.S. AGRICULTURAL EXPORTS: QUANTITY AND VALUE, COUNTRY BY COMMODITY GROUP, FISCAL YEARS 1980 AND 1981

COUNTRY AND COMMODITY GROUP	UNIT	QUANTITY 1980	QUANTITY 1981	VALUE 1980 $1,000	VALUE 1981 $1,000
421 NETHERLANDS					
TOTAL	---	---	---	3440021	3171339
ANIMALS & ANIMAL PRODUCTS	NA	---	---	109747	113929
ANIMALS-LIVE,EX POULTRY	NA	---	---	622	1311
CATTLE	MNO	0	0	110	0
MEATS AND MEAT PRODUCTS	MT	29427	24437	46980	41864
MEATS-FRESH,FROZEN	MT	29116	24236	46406	41399
BEEF AND VEAL	MT	502	515	2743	2989
PORK	MT	1008	276	1287	429
VARIETY MEATS	MT	15489	12158	21483	15320
MEATS-PREP,PRES	MT	311	201	574	465
BEEF	MT	66	58	63	137
PORK	MT	201	114	353	241
POULTRY & POULTRY PRODS	NA	---	---	5314	6180
POULTRY-LIVE	NA	---	---	550	1044
BABY CHICKS-BREEDER	MNO	163	281	550	1041
BABY CHICKS-EX BRDR	MNO				
POULTRY MEATS	MT	1450	2500	2961	4223
POULTRY MEAT-FR,FRZ	MT	1077	2416	1566	3919
CHICKENS	MT	712	1163	1016	1573
TURKEYS	MT	213	603	305	925
POULTRY MEATS-PREP	MT	373	84	1295	304
EGGS	NA	---	---	1773	907
DAIRY PRODUCTS	NA	---	---	277	513
EVAP & COND MILK	MT	2	0	3	0
NONFAT DRY MILK	MT	18	0	10	0
BUTTER & ANHYDROUS	MT	2	2	3	10
CHEESE	MT	14	1	37	4
FATS,OILS AND GREASES	MT	102815	123027	45805	54357
LARD	MT	58	821	56	394
TALLOW-INEDIBLE	MT	89921	112236	40177	49058
HIDES AND SKINS	NA	---	---	6002	2721
CATTLE HIDES	MNO	267	55	4824	1143
CATTLE HIDES-WHOLE	MNO	95	51	2595	1117
FURSKINS	NA	---	---	519	1280
OTHER ANIMAL PRODUCTS	NA	---	---	4747	6984
GRAINS AND PREPARATIONS	NA	---	---	414413	391568
WHEAT AND PRODUCTS	MT	645618	623350	115295	116977
WHEAT AND WHEAT FLOUR	MT	645592	623349	115278	116976
WHEAT	MT	643407	621482	114845	116582
WHEAT FLOUR-GR EQ	MT	2185	1867	433	395
BULGUR & ROLLED WHEAT	MT				
RICE	MT	52370	29238	19742	12713
GRAINS & PREP---CONTINUED					
FEED GRAINS & PRODUCTS	MT	2187099	1795616	276259	258047
FEED GRAINS	MT	2186988	1795392	276208	257939
BARLEY	MT	0	4	0	1
CORN	MT	2107636	1773133	261403	254792
GRAIN SORGHUMS	MT	69065	11485	13010	1540
OATS	MT	10287	10770	1796	1607
BLENDED FOOD PRODUCTS	MT	160	18	24	36
FRUITS AND PREPARATIONS	NA	---	---	54251	56341
FRESH	MT	76893	59958	28582	30074
CITRUS	MT	72946	51044	24438	20584
OTHER	MT	3947	8914	4144	9490
DRIED	MT	4394	2848	8446	5693
CANNED	MT	7707	4079	6189	4000
FRUIT JUICES	MLT	21213	44064	8986	12081
NUTS AND PREPARATIONS	NA	---	---	52547	33383
VEGETABLES & PREPARATIONS	NA	---	---	16487	25043
FRESH	MT	11223	7951	4492	4083
VEGETABLES-FROZEN	MT	31	34	37	71
PULSES	MT	19804	24393	5629	14038
DRIED BEANS	MT	17625	22217	4343	12873
DRIED PEAS	MT	752	1623	247	762
DRIED LENTILS	MT	1427	553	1040	403
CANNED	MT	1263	804	840	755
HOPS-INC EXTRACT EQ	MT	394	438	1773	2327
FEEDS,FODDERS-EX OILCAKE	NA	---	---	584115	562568
CORN BYPRODUCTS	MT	2095659	2384821	353103	388241
ALFALFA MEAL AND CUBES	MT	205018	72861	26503	9587
OILSEEDS AND PRODUCTS	NA	---	---	2075822	1875727
OILCAKE AND MEAL	MT	1621803	1698239	350425	404747
SOYBEAN	MT	1490036	1501583	328598	372766
OILSEEDS	NA	---	---	1687192	1398933
SOYBEANS	MT	5907020	4085196	1540723	1239397
OILS AND WAXES-VEG	MT	55958	100387	36916	69841
OILS-SOYA,COTTONSEED	MT	12128	8332	6767	5307
SOYBEAN	MT	6903	2576	3798	1740
COTTONSEED	MT	5225	5756	2968	3567
TOBACCO,UNMANUFACTURED	MT	20349	15073	91669	71992
BURLEY	MT	4029	373	22721	1954
FLUE-CURED	MT	10661	9481	47789	48590
COTTON-EX LINTERS	MT	2032	275	3328	537
COTTON LINTERS	MT	0	2317	0	413
ESSENTIAL OILS	MT	760	703	4318	4506
SEEDS-FIELD AND GARDEN	NA	---	---	16966	16986
OTHER VEGETABLE PRODS	NA	---	---	16358	18407

TABLE 1--U.S. AGRICULTURAL EXPORTS: QUANTITY AND VALUE, COUNTRY BY COMMODITY GROUP, FISCAL YEARS 1980 AND 1981

COUNTRY AND COMMODITY GROUP	UNIT	QUANTITY 1980	QUANTITY 1981	VALUE 1980 $1,000	VALUE 1981 $1,000
423 BELGIUM-LUXEMBOURG					
TOTAL	---	---	---	623033	777872
ANIMALS & ANIMAL PRODUCTS	NA	---	---	70778	52114
ANIMALS-LIVE,EX POULTRY	NA	---	---	13	21
CATTLE	MNO				
MEATS AND MEAT PRODUCTS	MT	29566	21878	54803	41862
MEATS-FRESH,FROZEN	MT	29562	21861	54788	41781
BEEF AND VEAL	MT	61	117	281	644
PORK	MT	207	339	211	347
VARIETY MEATS	MT	10723	9723	19515	16136
MEATS-PREP,PRES	MT	4	17	15	80
BEEF	MT	0	7	0	35
PORK	MT	2	2	6	12
POULTRY & POULTRY PRODS	NA	---	---	565	1421
POULTRY-LIVE	NA	---	---	88	93
BABY CHICKS-BREEDER	MNO	67	48	88	93
BABY CHICKS-EX BRDR	MNO				
POULTRY MEATS	MT	191	368	212	931
POULTRY MEAT-FR,FRZ	MT	187	331	190	622
CHICKENS	MT	122	137	147	145
TURKEYS	MT	0	28	0	93
POULTRY MEATS-PREP	MT	4	37	22	309
EGGS	NA	---	---	254	379
DAIRY PRODUCTS	NA	---	---	148	316
EVAP & COND MILK	MT				
NONFAT DRY MILK	MT	0	77	0	35
BUTTER & ANHYDROUS	MT				
CHEESE	MT	1	16	4	59
FATS,OILS AND GREASES	MT	16644	12403	7618	4772
LARD	MT	7	1	3	1
TALLOW-INEDIBLE	MT	15987	10545	7462	4299
HIDES AND SKINS	NA	---	---	4024	1474
CATTLE HIDES	MNO	67	18	2058	428
CATTLE HIDES-WHOLE	MNO	64	18	1945	428
FURSKINS	NA	---	---	1669	963
OTHER ANIMAL PRODUCTS	NA	---	---	3608	2248
GRAINS AND PREPARATIONS	NA	---	---	275266	399081
WHEAT AND PRODUCTS	MT	113931	193019	19195	36379
WHEAT AND WHEAT FLOUR	MT	113922	193019	19194	36379
WHEAT	MT	113866	192891	19183	36376
WHEAT FLOUR-GR EQ	MT	56	128	11	4
BULGUR & ROLLED WHEAT	MT	9	0	1	0
RICE	MT	104064	109271	45200	56840
GRAINS & PREP---CONTINUED					
FEED GRAINS & PRODUCTS	MT	1622656	2141310	210250	305230
FEED GRAINS	MT	1622497	2141220	210174	305197
BARLEY	MT	0	16134	0	1907
CORN	MT	1622233	2065086	210147	295685
GRAIN SORGHUMS	MT	264	60000	26	7605
OATS	MT				
BLENDED FOOD PRODUCTS	MT				
FRUITS AND PREPARATIONS	NA	---	---	18309	20174
FRESH	MT	20474	18274	7528	9213
CITRUS	MT	19604	17314	6604	7624
OTHER	MT	870	960	924	1589
DRIED	MT	3268	2848	6415	5531
CANNED	MT	2845	2956	2898	3095
FRUIT JUICES	MLT	2512	6417	1158	1943
NUTS AND PREPARATIONS	NA	---	---	9271	7895
VEGETABLES & PREPARATIONS	NA	---	---	5186	11179
FRESH	MT	311	33	103	36
VEGETABLES-FROZEN	MT	6	0	2	0
PULSES	MT	6679	8065	3318	4546
DRIED BEANS	MT	5871	6135	2954	3681
DRIED PEAS	MT	646	1282	245	435
DRIED LENTILS	MT	162	648	119	430
CANNED	MT	680	605	496	569
HOPS-INC EXTRACT EQ	MT	0	573	2	5168
FEEDS,FODDERS-EX OILCAKE	NA	---	---	11132	5760
CORN BYPRODUCTS	MT	590	0	107	0
ALFALFA MEAL AND CUBES	MT				
OILSEEDS AND PRODUCTS	NA	---	---	197634	249266
OILCAKE AND MEAL	MT	14532	49268	3076	11361
SOYBEAN	MT	13336	48934	2933	11258
OILSEEDS	NA	---	---	178416	224921
SOYBEANS	MT	585185	711645	148199	207656
OILS AND WAXES-VEG	MT	8967	8154	5779	5095
OILS-SOYA,COTTONSEED	MT	35	9	28	9
SOYBEAN	MT	34	6	27	6
COTTONSEED	MT	1	3	1	3
TOBACCO,UNMANUFACTURED	MT	3730	3745	16230	18456
BURLEY	MT	557	270	2723	1333
FLUE-CURED	MT	2030	2376	9483	12642
COTTON-EX LINTERS	MT	5240	1498	9547	3016
COTTON LINTERS	MT	1728	747	290	263
ESSENTIAL OILS	MT	80	132	823	1309
SEEDS-FIELD AND GARDEN	NA	---	---	994	1068
OTHER VEGETABLE PRODS	NA	---	---	7572	8288

TABLE 1--U.S. AGRICULTURAL EXPORTS: QUANTITY AND VALUE, COUNTRY BY COMMODITY GROUP, FISCAL YEARS 1980 AND 1981

COUNTRY AND COMMODITY GROUP	UNIT	QUANTITY 1980	QUANTITY 1981	VALUE 1980 $1,000	VALUE 1981 $1,000
427 FRANCE					
TOTAL	---	---	---	804431	602436
ANIMALS & ANIMAL PRODUCTS	NA	---	---	200247	167439
ANIMALS-LIVE,EX POULTRY	NA	---	---	18395	18089
CATTLE	MNO	0	0	1931	0
MEATS AND MEAT PRODUCTS	MT	68259	68996	131193	122008
MEATS-FRESH,FROZEN	MT	68178	60923	131034	121734
BEEF AND VEAL	MT	48	193	194	517
PORK	MT	1288	342	2005	498
VARIETY MEATS	MT	49359	43753	82414	71981
MEATS-PREP,PRES	MT	81	73	159	274
BEEF	MT	4	14	70	152
PORK	MT	54	3	32	14
POULTRY & POULTRY PRODS	NA	---	---	3324	3981
POULTRY-LIVE	NA	---	---	948	1107
BABY CHICKS-BREEDER	MNO	239	394	891	1106
BABY CHICKS-EX BROR	MNO	51	8	56	2
POULTRY MEATS	MT	328	391	353	747
POULTRY MEAT-FR,FRZ	MT	327	388	342	733
CHICKENS	MT	38	130	41	153
TURKEYS	MT	18	2	21	42
POULTRY MEATS-PREP	MT	1	3	10	13
EGGS	NA	---	---	170	354
DAIRY PRODUCTS	NA	---	---	331	349
EVAP & COND MILK	MT				
NONFAT DRY MILK	MT				
BUTTER & ANHYDROUS	MT				
CHEESE	MT	0	17	3	73
FATS,OILS AND GREASES	MT	18478	2283	8939	1136
LARD	MT	57	38	47	30
TALLOW-INEDIBLE	MT	18306	2136	8781	981
HIDES AND SKINS	NA	---	---	30287	15404
CATTLE HIDES	MNO	340	68	11869	1725
CATTLE HIDES-WHOLE	MNO	276	68	10198	1725
FURSKINS	NA	---	---	15154	11355
OTHER ANIMAL PRODUCTS	NA	---	---	7777	6472
GRAINS AND PREPARATIONS	NA	---	---	80170	46805
WHEAT AND PRODUCTS	MT	226709	128291	42830	24221
WHEAT AND WHEAT FLOUR	MT	226709	128291	42830	24221
WHEAT	MT	226709	128291	42830	24221
WHEAT FLOUR-GR EQ	MT				
BULGUR & ROLLED WHEAT	MT				
RICE	MT	17141	9957	6789	4959
GRAINS & PREP---CONTINUED					

COMMODITY GROUP	UNIT	QUANTITY 1980	QUANTITY 1981	VALUE 1980 $1,000	VALUE 1981 $1,000
FEED GRAINS & PRODUCTS	MT	227870	112025	29720	16714
FEED GRAINS	MT	226843	110769	29355	16120
BARLEY	MT				
CORN	MT	226787	110754	29349	16119
GRAIN SORGHUMS	MT	56	15	6	1
OATS	MT				
BLENDED FOOD PRODUCTS	MT	0	16	0	21
FRUITS AND PREPARATIONS	NA	---	---	46259	62252
FRESH	MT	63427	62357	23788	36474
CITRUS	MT	62007	54081	22044	21784
OTHER	MT	1420	8276	1744	14690
DRIED	MT	8359	10936	11865	13907
CANNED	MT	849	916	712	791
FRUIT JUICES	MLT	20819	23173	9606	10874
NUTS AND PREPARATIONS	NA	---	---	55233	38583
VEGETABLES & PREPARATIONS	NA	---	---	18159	19056
FRESH	MT	422	592	282	517
VEGETABLES-FROZEN	MT	112	183	37	169
PULSES	MT	12413	14544	6735	9863
DRIED BEANS	MT	10999	12751	6034	8980
DRIED PEAS	MT	1343	1588	655	751
DRIED LENTILS	MT	71	205	46	132
CANNED	MT	12277	9916	7447	6998
HOPS-INC EXTRACT EQ	MT	95	19	1494	26
FEEDS,FODDERS-EX OILCAKE	NA	---	---	6206	3426
CORN BYPRODUCTS	MT	24	2780	2	551
ALFALFA MEAL AND CUBES	MT	7227	0	876	0
OILSEEDS AND PRODUCTS	NA	---	---	325895	206238
OILCAKE AND MEAL	MT	270477	7958	64270	2352
SOYBEAN	MT	270214	7958	64146	2352
OILSEEDS	NA	---	---	252060	192576
SOYBEANS	MT	740426	493289	180821	146371
OILS AND WAXES-VEG	MT	13348	16962	9406	11137
OILS-SOYA,COTTONSEED	MT	3049	1	1640	1
SOYBEAN	MT	2940	0	1531	0
COTTONSEED	MT	109	1	109	1
TOBACCO,UNMANUFACTURED	MT	2262	3241	9277	15110
BURLEY	MT	139	385	774	2372
FLUE-CURED	MT	904	1003	4417	4942
COTTON-EX LINTERS	MT	19018	8363	32191	16446
COTTON LINTERS	MT	54	113	21	29
ESSENTIAL OILS	MT	939	557	8831	6666
SEEDS-FIELD AND GARDEN	NA	---	---	10182	10815
OTHER VEGETABLE PRODS	NA	---	---	11759	9570

TABLE 1--U.S. AGRICULTURAL EXPORTS: QUANTITY AND VALUE, COUNTRY BY COMMODITY GROUP, FISCAL YEARS 1980 AND 1981

COUNTRY AND COMMODITY GROUP	UNIT	QUANTITY 1980	QUANTITY 1981	VALUE 1980 $1,000	VALUE 1981 $1,000
428 FEDERAL REP OF GERMANY					
TOTAL	---	---	---	1838130	1722826
ANIMALS & ANIMAL PRODUCTS	NA	---	---	189966	146998
ANIMALS-LIVE,EX POULTRY	NA	---	---	1401	2088
CATTLE	MNO	0	0	64	10
MEATS AND MEAT PRODUCTS	MT	15286	12794	11493	10112
MEATS-FRESH,FROZEN	MT	14968	12713	10664	9768
BEEF AND VEAL	MT	113	171	641	1082
PORK	MT	472	438	959	1462
VARIETY MEATS	MT	14012	12000	8492	7043
MEATS-PREP,PRES	MT	318	81	829	343
BEEF	MT	25	37	67	118
PORK	MT	41	35	39	154
POULTRY & POULTRY PRODS	NA	---	---	28900	21154
POULTRY-LIVE	NA	---	---	14	25
BABY CHICKS-BREEDER	MNO	1	6	4	25
BABY CHICKS-EX BRDR	MNO				
POULTRY MEATS	MT	14265	9099	20759	13380
POULTRY MEAT-FR,FRZ	MT	12458	7824	17886	11098
CHICKENS	MT	537	255	714	351
TURKEYS	MT	8259	5055	12650	7312
POULTRY MEATS-PREP	MT	1807	1275	2873	2282
EGGS	NA	---	---	5422	6280
DAIRY PRODUCTS	NA	---	---	449	1302
EVAP & COND MILK	MT	15	0	12	0
NONFAT DRY MILK	MT				
BUTTER & ANHYDROUS	MT				
CHEESE	MT	47	367	116	981
FATS,OILS AND GREASES	MT	79388	49681	33023	20393
LARD	MT				
TALLOW-INEDIBLE	MT	74439	46869	30298	19185
HIDES AND SKINS	NA	---	---	105255	81763
CATTLE HIDES	MNO	307	175	10518	4158
CATTLE HIDES-WHOLE	MNO	282	175	10043	4158
FURSKINS	NA	---	---	92716	74798
OTHER ANIMAL PRODUCTS	NA	---	---	9445	10187
GRAINS AND PREPARATIONS	NA	---	---	214300	214796
WHEAT AND PRODUCTS	MT	104384	44723	14927	9773
WHEAT AND WHEAT FLOUR	MT	104353	44719	14882	9753
WHEAT	MT	104353	44719	14882	9753
WHEAT FLOUR-GR EQ	MT				
BULGUR & ROLLED WHEAT	MT				
RICE	MT	28528	20264	12614	10317
GRAINS & PREP---CONTINUED					
FEED GRAINS & PRODUCTS	MT	1522961	1294167	185412	192451
FEED GRAINS	MT	1521757	1293346	184905	192154
BARLEY	MT	984	17273	130	2086
CORN	MT	1520773	1264357	184775	188004
GRAIN SORGHUMS	MT				
OATS	MT	0	11716	0	2063
BLENDED FOOD PRODUCTS	MT	10	1	22	1
FRUITS AND PREPARATIONS	NA	---	---	57243	56275
FRESH	MT	15207	11595	7781	6405
CITRUS	MT	11826	9081	3876	3045
OTHER	MT	3381	2514	3905	3360
DRIED	MT	12303	11785	21152	19180
CANNED	MT	19539	18760	16623	16562
FRUIT JUICES	MLT	24073	33940	9412	10215
NUTS AND PREPARATIONS	NA	---	---	212317	157884
VEGETABLES & PREPARATIONS	NA	---	---	29703	46568
FRESH	MT	898	831	442	616
VEGETABLES-FROZEN	MT	245	170	182	146
PULSES	MT	8179	13125	4386	8428
DRIED BEANS	MT	6037	8752	3079	5640
DRIED PEAS	MT	668	1948	261	730
DRIED LENTILS	MT	1474	2425	1046	2058
CANNED	MT	10515	6269	6652	4809
HOPS-INC EXTRACT EQ	MT	1313	2330	7231	24333
FEEDS,FODDERS-EX OILCAKE	NA	---	---	113657	100127
CORN BYPRODUCTS	MT	534216	467786	90071	76483
ALFALFA MEAL AND CUBES	MT	104517	56613	13124	7065
OILSEEDS AND PRODUCTS	NA	---	---	700181	734730
OILCAKE AND MEAL	MT	1348026	770038	235059	175826
SOYBEAN	MT	1012670	710269	230589	167522
OILSEEDS	NA	---	---	463468	551166
SOYBEANS	MT	1373951	1781405	363350	519832
OILS AND WAXES-VEG	MT	3108	11097	1504	7505
OILS-SOYA,COTTONSEED	MT	104	122	146	139
SOYBEAN	MT	103	86	143	115
COTTONSEED	MT	1	36	3	24
TOBACCO,UNMANUFACTURED	MT	44265	35940	205779	182739
BURLEY	MT	10696	8724	58332	54848
FLUE-CURED	MT	27657	20664	136803	116343
COTTON-EX LINTERS	MT	43747	21553	72111	39828
COTTON LINTERS	MT	11316	15144	4079	4060
ESSENTIAL OILS	MT	987	762	6263	6719
SEEDS-FIELD AND GARDEN	NA	---	---	7459	8371
OTHER VEGETABLE PRODS	NA	---	---	25071	23731

TABLE 1--U.S. AGRICULTURAL EXPORTS: QUANTITY AND VALUE, COUNTRY BY COMMODITY GROUP, FISCAL YEARS 1980 AND 1981

COUNTRY AND COMMODITY GROUP	UNIT	QUANTITY 1980	QUANTITY 1981	VALUE 1980 $1,000	VALUE 1981 $1,000
429 GERMAN DEMOCRATIC REPUBLIC					
TOTAL	---	---	---	492796	343760
ANIMALS & ANIMAL PRODUCTS	NA	---	---	1182	366
ANIMALS-LIVE,EX POULTRY	NA	---	---		
CATTLE	MNO				
MEATS AND MEAT PRODUCTS	MT	235	18	127	7
MEATS-FRESH,FROZEN	MT	235	18	127	7
BEEF AND VEAL	MT				
PORK	MT				
VARIETY MEATS	MT	235	18	127	7
MEATS-PREP,PRES	MT				
BEEF	MT				
PORK	MT				
POULTRY & POULTRY PRODS	NA	---	---	0	22
POULTRY-LIVE	NA	---	---		
BABY CHICKS-BREEDER	MNO				
BABY CHICKS-EX BRDR	MNO				
POULTRY MEATS	MT	0	12	0	22
POULTRY MEAT-FR,FRZ	MT	0	12	0	22
CHICKENS	MT				
TURKEYS	MT	0	12	0	22
POULTRY MEATS-PREP	MT				
EGGS	NA	---	---		
DAIRY PRODUCTS	NA	---	---		
EVAP & COND MILK	MT				
NONFAT DRY MILK	MT				
BUTTER & ANHYDROUS	MT				
CHEESE	MT				
FATS,OILS AND GREASES	MT				
LARD	MT				
TALLOW-INEDIBLE	MT				
HIDES AND SKINS	NA	---	---	1032	298
CATTLE HIDES	MNO	47	11	1032	233
CATTLE HIDES-WHOLE	MNO	47	11	1032	233
FURSKINS	NA	---	---	0	65
OTHER ANIMAL PRODUCTS	NA	---	---	22	40
GRAINS AND PREPARATIONS	NA	---	---	421573	277011
WHEAT AND PRODUCTS	MT	347966	138364	67493	28001
WHEAT AND WHEAT FLOUR	MT	347966	138364	67493	28001
WHEAT	MT	347966	138364	67493	28001
WHEAT FLOUR-GR EQ	MT				
BULGUR & ROLLED WHEAT	MT				
RICE	MT				

GRAINS & PREP---CONTINUED

COMMODITY GROUP	UNIT	QUANTITY 1980	QUANTITY 1981	VALUE 1980 $1,000	VALUE 1981 $1,000
FEED GRAINS & PRODUCTS	MT	2545754	1597609	354080	249010
FEED GRAINS	MT	2545754	1577042	354080	247230
BARLEY	MT	0	124621	0	15053
CORN	MT	2479880	1452421	345066	232177
GRAIN SORGHUMS	MT	65874	0	9014	0
OATS	MT				
BLENDED FOOD PRODUCTS	MT				
FRUITS AND PREPARATIONS	NA	---	---	261	288
FRESH	MT	691	828	261	288
CITRUS	MT	691	828	261	288
OTHER	MT				
DRIED	MT				
CANNED	MT				
FRUIT JUICES	MLT				
NUTS AND PREPARATIONS	NA	---	---		
VEGETABLES & PREPARATIONS	NA	---	---		
FRESH	MT				
VEGETABLES-FROZEN	MT				
PULSES	MT				
DRIED BEANS	MT				
DRIED PEAS	MT				
DRIED LENTILS	MT				
CANNED	MT				
HOPS-INC EXTRACT EQ	MT				
FEEDS,FODDERS-EX OILCAKE	NA	---	---		
CORN BYPRODUCTS	MT				
ALFALFA MEAL AND CUBES	MT				
OILSEEDS AND PRODUCTS	NA	---	---	69369	65270
OILCAKE AND MEAL	MT	324651	244886	69135	64825
SOYBEAN	MT	324651	244886	69135	64825
OILSEEDS	NA	---	---	234	444
SOYBEANS	MT	900	1513	234	444
OILS AND WAXES-VEG	MT				
OILS-SOYA,COTTONSEED	MT				
SOYBEAN	MT				
COTTONSEED	MT				
TOBACCO,UNMANUFACTURED	MT	12	48	57	341
BURLEY	MT				
FLUE-CURED	MT	12	47	57	334
COTTON-EX LINTERS	MT	0	58	0	103
COTTON LINTERS	MT	2654	2349	348	314
ESSENTIAL OILS	NA	---	---	6	8
SEEDS-FIELD AND GARDEN	NA	---	---	0	61
OTHER VEGETABLE PRODS	NA	---	---	0	7

TABLE 1--U.S. AGRICULTURAL EXPORTS: QUANTITY AND VALUE, COUNTRY BY COMMODITY GROUP, FISCAL YEARS 1980 AND 1981

COUNTRY AND COMMODITY GROUP	UNIT	QUANTITY 1980	QUANTITY 1981	VALUE 1980 $1,000	VALUE 1981 $1,000
433 AUSTRIA					
TOTAL	---	---	---	26282	28457
ANIMALS & ANIMAL PRODUCTS	NA	---	---	3284	4328
ANIMALS-LIVE,EX POULTRY	NA	---	---	0	57
CATTLE	MNO	0	0	0	2
MEATS AND MEAT PRODUCTS	MT	209	122	1111	242
MEATS-FRESH,FROZEN	MT	207	122	1108	242
BEEF AND VEAL	MT	137	17	884	122
PORK	MT				
VARIETY MEATS	MT	70	51	224	25
MEATS-PREP,PRES	MT	2	0	3	0
BEEF	MT				
PORK	MT				
POULTRY & POULTRY PRODS	NA	---	---	2162	1298
POULTRY-LIVE	NA	---	---	51	99
BABY CHICKS-BREEDER	MNO	10	32	51	98
BABY CHICKS-EX BRDR	MNO				
POULTRY MEATS	MT	320	249	665	619
POULTRY MEAT-FR,FRZ	MT	213	103	276	77
CHICKENS	MT	28	101	28	73
TURKEYS	MT	168	2	232	4
POULTRY MEATS-PREP	MT	107	146	389	542
EGGS	NA	---	---	1446	590
DAIRY PRODUCTS	NA	---	---	23	37
EVAP & COND MILK	MT	0	1	0	1
NONFAT DRY MILK	MT				
BUTTER & ANHYDROUS	MT				
CHEESE	MT				
FATS,OILS AND GREASES	MT	1	0	2	0
LARD	MT				
TALLOW-INEDIBLE	MT				
HIDES AND SKINS	NA	---	---	4524	2135
CATTLE HIDES	MNO	5	0	153	0
CATTLE HIDES-WHOLE	MNO	4	0	132	0
FURSKINS	NA	---	---	3593	2135
OTHER ANIMAL PRODUCTS	NA	---	---	462	559
GRAINS AND PREPARATIONS	NA	---	---	2120	5152
WHEAT AND PRODUCTS	MT	0	14384	0	3785
WHEAT AND WHEAT FLOUR	MT	0	14384	0	3785
WHEAT	MT				
WHEAT FLOUR-GR EQ	MT	0	14384	0	3785
BULGUR & ROLLED WHEAT	MT				
RICE	MT	2620	1442	1961	1127
GRAINS & PREP---CONTINUED					
FEED GRAINS & PRODUCTS	MT				
FEED GRAINS	MT				
BARLEY	MT				
CORN	MT				
GRAIN SORGHUMS	MT				
OATS	MT				
BLENDED FOOD PRODUCTS	MT				
FRUITS AND PREPARATIONS	NA	---	---	2896	2570
FRESH	MT	106	121	322	210
CITRUS	MT	0	15	0	4
OTHER	MT	106	106	322	206
DRIED	MT	692	453	1229	781
CANNED	MT	1045	909	830	802
FRUIT JUICES	MLT	1261	2118	513	697
NUTS AND PREPARATIONS	NA	---	---	2600	2914
VEGETABLES & PREPARATIONS	NA	---	---	298	369
FRESH	MT	0	1	0	3
VEGETABLES-FROZEN	MT	0	45	0	42
PULSES	MT	0	121	0	79
DRIED BEANS	MT	0	60	0	35
DRIED PEAS	MT				
DRIED LENTILS	MT	0	61	0	44
CANNED	MT	173	141	135	114
HOPS-INC EXTRACT EQ	MT				
FEEDS,FODDERS-EX OILCAKE	NA	---	---	71	20
CORN BYPRODUCTS	MT				
ALFALFA MEAL AND CUBES	MT				
OILSEEDS AND PRODUCTS	NA	---	---	247	238
OILCAKE AND MEAL	MT	200	0	95	0
SOYBEAN	MT				
OILSEEDS	NA	---	---	141	28
SOYBEANS	MT				
OILS AND WAXES-VEG	MT	5	20	11	34
OILS-SOYA,COTTONSEED	MT	9	1	0	1
SOYBEAN	MT				
COTTONSEED	MT	0	1	0	1
TOBACCO,UNMANUFACTURED	MT	1478	1404	7580	8212
BURLEY	MT	129	40	658	195
FLUE-CURED	MT	1231	1213	6217	7211
COTTON-EX LINTERS	MT	156	1141	291	1691
COTTON LINTERS	MT				
ESSENTIAL OILS	MT	18	50	253	158
SEEDS-FIELD AND GARDEN	NA	---	---	905	1686
OTHER VEGETABLE PRODS	NA	---	---	818	1119

TABLE 1--U.S. AGRICULTURAL EXPORTS: QUANTITY AND VALUE, COUNTRY BY COMMODITY GROUP, FISCAL YEARS 1980 AND 1981

COUNTRY AND COMMODITY GROUP	UNIT	QUANTITY 1980	QUANTITY 1981	VALUE 1980 $1,000	VALUE 1981 $1,000
435 CZECHOSLOVAKIA					
TOTAL	---	---	---	246171	78853
ANIMALS & ANIMAL PRODUCTS	NA	---	---	18402	8959
ANIMALS-LIVE-EX POULTRY	NA	---	---	0	30
CATTLE	MNO	0	0	0	30
MEATS AND MEAT PRODUCTS	MT				
MEATS-FRESH,FROZEN	MT				
BEEF AND VEAL	MT				
PORK	MT				
VARIETY MEATS	MT				
MEATS-PREP,PRES	MT				
BEEF	MT				
PORK	MT				
POULTRY & POULTRY PRODS	NA	---	---	2	94
POULTRY-LIVE	NA	---	---	0	94
BABY CHICKS-BREEDER	MNO	0	11	0	94
BABY CHICKS-EX BRDR	MNO				
POULTRY MEATS	MT				
POULTRY MEAT-FR,FRZ	MT				
CHICKENS	MT				
TURKEYS	MT				
POULTRY MEATS-PREP	MT				
EGGS	NA	---	---	2	0
DAIRY PRODUCTS	NA	---	---	45	0
EVAP & COND MILK	MT				
NONFAT DRY MILK	MT				
BUTTER & ANHYDROUS	MT				
CHEESE	MT				
FATS,OILS AND GREASES	MT				
LARD	MT				
TALLOW-INEDIBLE	MT				
HIDES AND SKINS	NA	---	---	18243	8836
CATTLE HIDES	MNO	510	296	16922	7444
CATTLE HIDES-WHOLE	MNO	505	296	16813	7444
FURSKINS	NA	---	---	1321	1264
OTHER ANIMAL PRODUCTS	NA	---	---	112	0
GRAINS AND PREPARATIONS	NA	---	---	172823	53054
WHEAT AND PRODUCTS	MT	414696	6024	75665	1173
WHEAT AND WHEAT FLOUR	MT	414696	6024	75665	1173
WHEAT	MT	414696	6024	75665	1173
WHEAT FLOUR-GR EQ	MT				
BULGUR & ROLLED WHEAT	MT				
RICE	MT				

GRAINS & PREP---CONTINUED

COMMODITY GROUP	UNIT	QUANTITY 1980	QUANTITY 1981	VALUE 1980 $1,000	VALUE 1981 $1,000
FEED GRAINS & PRODUCTS	MT	735962	347383	97158	51881
FEED GRAINS	MT	735962	347383	97158	51881
BARLEY	MT				
CORN	MT	735962	347383	97158	51881
GRAIN SORGHUMS	MT				
OATS	MT				
BLENDED FOOD PRODUCTS	MT				
FRUITS AND PREPARATIONS	NA	---	---	1453	2
FRESH	MT	4700	0	1453	0
CITRUS	MT	4700	0	1453	0
OTHER	MT				
DRIED	MT				
CANNED	MT	0	3	0	2
FRUIT JUICES	MLT				
NUTS AND PREPARATIONS	NA	---	---		
VEGETABLES & PREPARATIONS	NA	---	---	24	2118
FRESH	MT				
VEGETABLES-FROZEN	MT				
PULSES	MT				
DRIED BEANS	MT				
DRIED PEAS	MT				
DRIED LENTILS	MT				
CANNED	MT				
HOPS-INC EXTRACT EQ	MT	0	255	0	2118
FEEDS,FODDERS-EX OILCAKE	NA	---	---	0	4
CORN BYPRODUCTS	MT				
ALFALFA MEAL AND CUBES	MT				
OILSEEDS AND PRODUCTS	NA	---	---	50099	14360
OILCAKE AND MEAL	MT	213511	60321	45991	13963
SOYBEAN	MT	213511	60321	45991	13963
OILSEEDS	NA	---	---	4108	397
SOYBEANS	MT	1524	1270	431	397
OILS AND WAXES-VEG	MT				
OILS-SOYA,COTTONSEED	MT				
SOYBEAN	MT				
COTTONSEED	MT				
TOBACCO,UNMANUFACTURED	MT	829	70	3288	256
BURLEY	MT				
FLUE-CURED	MT	462	30	2148	136
COTTON-EX LINTERS	MT				
COTTON LINTERS	MT				
ESSENTIAL OILS	MT				
SEEDS-FIELD AND GARDEN	NA	---	---	70	87
OTHER VEGETABLE PRODS	NA	---	---	11	14

TABLE 1--U.S. AGRICULTURAL EXPORTS: QUANTITY AND VALUE, COUNTRY BY COMMODITY GROUP, FISCAL YEARS 1980 AND 1981

COUNTRY AND COMMODITY GROUP	UNIT	QUANTITY 1980	QUANTITY 1981	VALUE 1980 $1,000	VALUE 1981 $1,000
437 HUNGARY					
TOTAL	---	---	---	30985	8477
ANIMALS & ANIMAL PRODUCTS	NA	---	---	4998	6054
ANIMALS-LIVE,EX POULTRY	NA	---	---	129	822
CATTLE	MNO	0	0	0	782
MEATS AND MEAT PRODUCTS	MT	0	666	0	249
MEATS-FRESH,FROZEN	MT	0	666	0	249
BEEF AND VEAL	MT				
PORK	MT				
VARIETY MEATS	MT	0	666	0	249
MEATS-PREP,PRES	MT				
BEEF	MT				
PORK	MT				
POULTRY & POULTRY PRODS	NA	---	---	55	11
POULTRY-LIVE	NA	---	---	49	4
BABY CHICKS-BREEDER	MNO	39	4	49	4
BABY CHICKS-EX BRDR	MNO				
POULTRY MEATS	MT				
POULTRY MEAT-FR,FRZ	MT				
CHICKENS	MT				
TURKEYS	MT				
POULTRY MEATS-PREP	MT				
EGGS	NA	---	---		
DAIRY PRODUCTS	NA	---	---		
EVAP & COND MILK	MT				
NONFAT DRY MILK	MT				
BUTTER & ANHYDROUS	MT				
CHEESE	MT				
FATS,OILS AND GREASES	MT	7	6	15	9
LARD	MT				
TALLOW-INEDIBLE	MT	0	4	0	4
HIDES AND SKINS	NA	---	---	4021	4335
CATTLE HIDES	MNO	104	102	2685	2692
CATTLE HIDES-WHOLE	MNO	104	102	2685	2689
FURSKINS	NA	---	---	408	107
OTHER ANIMAL PRODUCTS	NA	---	---	779	629
GRAINS AND PREPARATIONS	NA	---	---	2	0
WHEAT AND PRODUCTS	MT				
WHEAT AND WHEAT FLOUR	MT				
WHEAT	MT				
WHEAT FLOUR-GR EQ	MT				
BULGUR & ROLLED WHEAT	MT				
RICE	MT	2	0	2	0

GRAINS & PREP---CONTINUED

COMMODITY GROUP	UNIT	QUANTITY 1980	QUANTITY 1981	VALUE 1980 $1,000	VALUE 1981 $1,000
FEED GRAINS & PRODUCTS	MT				
FEED GRAINS	MT				
BARLEY	MT				
CORN	MT				
GRAIN SORGHUMS	MT				
OATS	MT				
BLENDED FOOD PRODUCTS	MT				
FRUITS AND PREPARATIONS	NA	---	---		
FRESH	MT				
CITRUS	MT				
OTHER	MT				
DRIED	MT				
CANNED	MT				
FRUIT JUICES	MLT				
NUTS AND PREPARATIONS	NA	---	---	0	35
VEGETABLES & PREPARATIONS	NA	---	---	8	0
FRESH	MT				
VEGETABLES-FROZEN	MT				
PULSES	MT				
DRIED BEANS	MT				
DRIED PEAS	MT				
DRIED LENTILS	MT				
CANNED	MT				
HOPS-INC EXTRACT EQ	MT				
FEEDS,FODDERS-EX OILCAKE	NA	---	---	1	7
CORN BYPRODUCTS	MT				
ALFALFA MEAL AND CUBES	MT				
OILSEEDS AND PRODUCTS	NA	---	---	24100	517
OILCAKE AND MEAL	MT	95167	0	23670	0
SOYBEAN	MT	95167	0	23670	0
OILSEEDS	NA	---	---	0	64
SOYBEANS	MT				
OILS AND WAXES-VEG	MT	0	2	0	6
OILS-SOYA,COTTONSEED	MT				
SOYBEAN	MT				
COTTONSEED	MT				
TOBACCO,UNMANUFACTURED	MT	84	0	429	0
BURLEY	MT				
FLUE-CURED	MT	44	0	222	0
COTTON-EX LINTERS	MT	298	340	631	615
COTTON LINTERS	MT				
ESSENTIAL OILS	MT				
SEEDS-FIELD AND GARDEN	NA	---	---	786	1115
OTHER VEGETABLE PRODS	NA	---	---	38	134

TABLE 1--U.S. AGRICULTURAL EXPORTS: QUANTITY AND VALUE, COUNTRY BY COMMODITY GROUP, FISCAL YEARS 1980 AND 1981

COUNTRY AND COMMODITY GROUP	UNIT	QUANTITY 1980	QUANTITY 1981	VALUE 1980 $1,000	VALUE 1981 $1,000
441 SWITZERLAND					
TOTAL	---	---	---	279872	263187
ANIMALS & ANIMAL PRODUCTS	NA	---	---	75152	56622
ANIMALS-LIVE,EX POULTRY	NA	---	---	54	31
CATTLE	MNO	0	0	2	0
MEATS AND MEAT PRODUCTS	MT	3526	2707	11992	9453
MEATS-FRESH,FROZEN	MT	3524	2678	11968	9334
BEEF AND VEAL	MT	720	585	3533	3859
PORK	MT	18	0	43	0
VARIETY MEATS	MT	344	61	1087	176
MEATS-PREP,PRES	MT	2	29	25	119
BEEF	MT	1	21	15	76
PORK	MT				
POULTRY & POULTRY PRODS	NA	---	---	5971	4161
POULTRY-LIVE	NA	---	---	94	63
BABY CHICKS-BREEDER	MNO	12	13	94	63
BABY CHICKS-EX BRDR	MNO				
POULTRY MEATS	MT	1515	1388	2415	2582
POULTRY MEAT-FR,FRZ	MT	1410	1242	1991	2034
CHICKENS	MT	794	1061	1082	1447
TURKEYS	MT	583	179	841	422
POULTRY MEATS-PREP	MT	105	146	424	548
EGGS	NA	---	---	1105	1159
DAIRY PRODUCTS	NA	---	---	89	113
EVAP & COND MILK	MT				
NONFAT DRY MILK	MT				
BUTTER & ANHYDROUS	MT				
CHEESE	MT	0	0	1	0
FATS,OILS AND GREASES	MT	2469	4115	1343	1762
LARD	MT	20	0	26	0
TALLOW-INEDIBLE	MT	2355	4093	1207	1731
HIDES AND SKINS	NA	---	---	53642	38552
CATTLE HIDES	MNO	21	0	697	0
CATTLE HIDES-WHOLE	MNO	19	0	677	0
FURSKINS	NA	---	---	51433	38324
OTHER ANIMAL PRODUCTS	NA	---	---	2061	2552
GRAINS AND PREPARATIONS	NA	---	---	49425	53994
WHEAT AND PRODUCTS	MT	22618	82449	4171	13568
WHEAT AND WHEAT FLOUR	MT	22609	82428	4168	13541
WHEAT	MT	22609	82428	4168	13541
WHEAT FLOUR-GR EQ	MT				
BULGUR & ROLLED WHEAT	MT				
RICE	MT	73072	69863	31487	32848

GRAINS & PREP---CONTINUED

COMMODITY GROUP	UNIT	QUANTITY 1980	QUANTITY 1981	VALUE 1980 $1,000	VALUE 1981 $1,000
FEED GRAINS & PRODUCTS	MT	33239	47653	4213	7046
FEED GRAINS	MT	32887	47356	4006	6872
BARLEY	MT	0	1800	0	321
CORN	MT	25637	45443	3030	6537
GRAIN SORGHUMS	MT	123	113	12	14
OATS	MT	7127	0	964	0
BLENDED FOOD PRODUCTS	MT				
FRUITS AND PREPARATIONS	NA	---	---	12986	12070
FRESH	MT	1219	1130	1184	1304
CITRUS	MT	546	318	222	124
OTHER	MT	673	812	963	1180
DRIED	MT	2216	2393	5058	5686
CANNED	MT	4063	2146	3492	2012
FRUIT JUICES	MLT	6436	7474	3116	2883
NUTS AND PREPARATIONS	NA	---	---	39616	25245
VEGETABLES & PREPARATIONS	NA	---	---	5232	10377
FRESH	MT	347	430	372	459
VEGETABLES-FROZEN	MT	25	64	54	117
PULSES	MT	1403	2227	911	1803
DRIED BEANS	MT	940	1892	536	1572
DRIED PEAS	MT	9	16	0	4
DRIED LENTILS	MT	463	319	375	227
CANNED	MT	2302	3575	1827	2946
HOPS-INC EXTRACT EQ	MT	13	271	25	2049
FEEDS,FODDERS-EX OILCAKE	NA	---	---	4607	3474
CORN BYPRODUCTS	MT	3879	0	625	0
ALFALFA MEAL AND CUBES	MT				
OILSEEDS AND PRODUCTS	NA	---	---	18616	24559
OILCAKE AND MEAL	MT	41220	36959	9888	10044
SOYBEAN	MT	41220	36959	9888	10044
OILSEEDS	NA	---	---	7200	12459
SOYBEANS	MT	3556	39782	988	12104
OILS AND WAXES-VEG	MT	1640	1816	1248	2025
OILS-SOYA,COTTONSEED	MT	24	351	12	273
SOYBEAN	MT	24	350	12	271
COTTONSEED	MT	0	1	0	2
TOBACCO,UNMANUFACTURED	MT	9957	9142	37263	50363
BURLEY	MT	1097	2266	6312	14755
FLUE-CURED	MT	3424	4227	16880	22485
COTTON-EX LINTERS	MT	24718	9114	39850	17853
COTTON LINTERS	MT	110	117	33	91
ESSENTIAL OILS	MT	533	600	1950	2312
SEEDS-FIELD AND GARDEN	NA	---	---	924	1186
OTHER VEGETABLE PRODS	NA	---	---	3217	5040

TABLE 1--U.S. AGRICULTURAL EXPORTS: QUANTITY AND VALUE, COUNTRY BY COMMODITY GROUP, FISCAL YEARS 1980 AND 1981

COUNTRY AND COMMODITY GROUP	UNIT	QUANTITY 1980	QUANTITY 1981	VALUE 1980 $1,000	VALUE 1981 $1,000
455 POLAND					
TOTAL	---	---	---	639179	699719
ANIMALS & ANIMAL PRODUCTS	NA	---	---	34504	63211
ANIMALS-LIVE,EX POULTRY	NA	---	---	0	150
CATTLE	MNO				
MEATS AND MEAT PRODUCTS	MT	26	4	81	13
MEATS-FRESH,FROZEN	MT	0	4	0	11
BEEF AND VEAL	MT	0	4	0	11
PORK	MT				
VARIETY MEATS	MT				
MEATS-PREP,PRES	MT	26	0	81	2
BEEF	MT				
PORK	MT	26	0	81	1
POULTRY & POULTRY PRODS	NA	---	---	0	28
POULTRY-LIVE	NA	---	---		
BABY CHICKS-BREEDER	MNO				
BABY CHICKS-EX BRDR	MNO				
POULTRY MEATS	MT	0	16	0	28
POULTRY MEAT-FR,FRZ	MT	0	16	0	28
CHICKENS	MT	0	16	0	28
TURKEYS	MT				
POULTRY MEATS-PREP	MT				
EGGS	NA	---	---		
DAIRY PRODUCTS	NA	---	---	553	38454
EVAP & COND MILK	MT				
NONFAT DRY MILK	MT	0	3968	0	3074
BUTTER & ANHYDROUS	MT	0	15772	0	24849
CHEESE	MT				
FATS,OILS AND GREASES	MT	9331	27990	4141	17772
LARD	MT	0	19535	0	13798
TALLOW-INEDIBLE	MT	9331	8455	4141	3974
HIDES AND SKINS	NA	---	---	29589	6795
CATTLE HIDES	MNO	588	197	22502	5357
CATTLE HIDES-WHOLE	MNO	588	197	22502	5357
FURSKINS	NA	---	---		
OTHER ANIMAL PRODUCTS	NA	---	---	140	0
GRAINS AND PREPARATIONS	NA	---	---	375710	454541
WHEAT AND PRODUCTS	MT	244253	294596	41249	54130
WHEAT AND WHEAT FLOUR	MT	244253	294596	41249	54130
WHEAT	MT	244253	294279	41249	54015
WHEAT FLOUR-GR EQ	MT	0	317	0	115
BULGUR & ROLLED WHEAT	MT				
RICE	MT	12560	19559	5252	9364
GRAINS & PREP---CONTINUED					
FEED GRAINS & PRODUCTS	MT	2676816	2567879	329207	391022
FEED GRAINS	MT	2676816	2567879	329207	391022
BARLEY	MT				
CORN	MT	2569350	2567879	316280	391022
GRAIN SORGHUMS	MT	107466	0	12927	0
OATS	MT				
BLENDED FOOD PRODUCTS	MT	0	40	0	24
FRUITS AND PREPARATIONS	NA	---	---	1574	0
FRESH	MT	3591	0	1574	0
CITRUS	MT	3591	0	1574	0
OTHER	MT				
DRIED	MT				
CANNED	MT				
FRUIT JUICES	MLT				
NUTS AND PREPARATIONS	NA	---	---		
VEGETABLES & PREPARATIONS	NA	---	---	207	2
FRESH	MT	0	4	0	2
VEGETABLES-FROZEN	MT				
PULSES	MT	200	0	124	0
DRIED BEANS	MT	200	0	124	0
DRIED PEAS	MT				
DRIED LENTILS	MT				
CANNED	MT	7	0	78	0
HOPS-INC EXTRACT EQ	MT				
FEEDS,FODDERS-EX OILCAKE	NA	---	---	0	1096
CORN BYPRODUCTS	MT				
ALFALFA MEAL AND CUBES	MT				
OILSEEDS AND PRODUCTS	NA	---	---	203699	153271
OILCAKE AND MEAL	MT	473694	342808	105496	89750
SOYBEAN	MT	399950	312340	90993	83148
OILSEEDS	NA	---	---	84225	48461
SOYBEANS	MT	320793	156608	84225	48461
OILS AND WAXES-VEG	MT	12631	20230	7681	12453
OILS-SOYA,COTTONSEED	MT	3597	15231	2115	9093
SOYBEAN	MT	3597	15231	2115	9093
COTTONSEED	MT				
TOBACCO,UNMANUFACTURED	MT	2196	1103	9715	4470
BURLEY	MT				
FLUE-CURED	MT	2021	781	9581	4213
COTTON-EX LINTERS	MT	5019	6383	10705	15019
COTTON LINTERS	MT				
ESSENTIAL OILS	MT	1	26	2	29
SEEDS-FIELD AND GARDEN	NA	---	---	1576	7983
OTHER VEGETABLE PRODS	NA	---	---	487	97

TABLE 1--U.S. AGRICULTURAL EXPORTS: QUANTITY AND VALUE, COUNTRY BY COMMODITY GROUP, FISCAL YEARS 1980 AND 1981

COUNTRY AND COMMODITY GROUP	UNIT	QUANTITY 1980	QUANTITY 1981	VALUE 1980 $1,000	VALUE 1981 $1,000
461 U.S.S.R					
TOTAL	---	---	---	1413829	1573268
ANIMALS & ANIMAL PRODUCTS	NA	---	---	32994	53826
ANIMALS-LIVE,EX POULTRY	NA	---	---		
CATTLE	MNO				
MEATS AND MEAT PRODUCTS	MT				
MEATS-FRESH,FROZEN	MT				
BEEF AND VEAL	MT				
PORK	MT				
VARIETY MEATS	MT				
MEATS-PREP,PRES	MT				
BEEF	MT				
PORK	MT				
POULTRY & POULTRY PRODS	NA	---	---	9	0
POULTRY-LIVE	NA	---	---	9	0
BABY CHICKS-BREEDER	MNO				
BABY CHICKS-EX BRDR	MNO	4	0	9	0
POULTRY MEATS	MT				
POULTRY MEAT-FR,FRZ	MT				
CHICKENS	MT				
TURKEYS	MT				
POULTRY MEATS-PREP	MT				
EGGS	NA	---	---		
DAIRY PRODUCTS	NA	---	---	0	2
EVAP & COND MILK	MT				
NONFAT DRY MILK	MT				
BUTTER & ANHYDROUS	MT				
CHEESE	MT				
FATS,OILS AND GREASES	MT	52282	106730	30019	53746
LARD	MT				
TALLOW-INEDIBLE	MT	52282	106730	30019	53746
HIDES AND SKINS	NA	---	---	2965	78
CATTLE HIDES	MNO	67	0	2860	0
CATTLE HIDES-WHOLE	MNO	67	0	2860	0
FURSKINS	NA	---	---		
OTHER ANIMAL PRODUCTS	NA	---	---		
GRAINS AND PREPARATIONS	NA	---	---	1112510	1467265
WHEAT AND PRODUCTS	MT	2262045	3693069	395300	714677
WHEAT AND WHEAT FLOUR	MT	2262045	3693069	395300	714677
WHEAT	MT	2262045	3693069	395300	714677
WHEAT FLOUR-GR EQ	MT				
BULGUR & ROLLED WHEAT	MT				
RICE	MT	11413	0	4200	0
GRAINS & PREP---CONTINUED					
FEED GRAINS & PRODUCTS	MT	5508063	4946735	713009	752588
FEED GRAINS	MT	5508063	4946735	713009	752588
BARLEY	MT	165906	0	21698	0
CORN	MT	5342157	4946735	691311	752588
GRAIN SORGHUMS	MT				
OATS	MT				
BLENDED FOOD PRODUCTS	MT				
FRUITS AND PREPARATIONS	NA	---	---	1821	0
FRESH	MT	3464	0	958	0
CITRUS	MT	3464	0	958	0
OTHER	MT				
DRIED	MT	539	0	862	0
CANNED	MT				
FRUIT JUICES	MLT				
NUTS AND PREPARATIONS	NA	---	---	25752	19166
VEGETABLES & PREPARATIONS	NA	---	---	5753	15673
FRESH	MT				
VEGETABLES-FROZEN	MT				
PULSES	MT				
DRIED BEANS	MT				
DRIED PEAS	MT				
DRIED LENTILS	MT				
CANNED	MT				
HOPS-INC EXTRACT EQ	MT	1069	1138	5749	15673
FEEDS,FODDERS-EX OILCAKE	NA	---	---		
CORN BYPRODUCTS	MT				
ALFALF MEAL AND CUBES	MT				
OILSEEDS AND PRODUCTS	NA	---	---	229104	1500
OILCAKE AND MEAL	MT				
SOYBEAN	MT				
OILSEEDS	NA	---	---	213240	0
SOYBEANS	MT	812527	0	213240	0
OILS AND WAXES-VEG	MT	24697	1793	15783	1500
OILS-SOYA,COTTONSEED	MT	24696	1793	15782	1500
SOYBEAN	MT	24696	0	15782	0
COTTONSEED	MT	0	1793	0	1500
TOBACCO,UNMANUFACTURED	MT	362	0	1749	0
BURLEY	MT				
FLUE-CURED	MT	315	0	1542	0
COTTON-EX LINTERS	MT	65	0	118	0
COTTON LINTERS	MT				
ESSENTIAL OILS	MT				
SEEDS-FIELD AND GARDEN	NA	---	---	19	206
OTHER VEGETABLE PRODS	NA	---	---	4011	15631

TABLE 1--U.S. AGRICULTURAL EXPORTS: QUANTITY AND VALUE, COUNTRY BY COMMODITY GROUP, FISCAL YEARS 1980 AND 1981

COUNTRY AND COMMODITY GROUP	UNIT	QUANTITY 1980	QUANTITY 1981	VALUE 1980 $1,000	VALUE 1981 $1,000
469 SPAIN					
TOTAL	---	---	---	1233139	1054499
ANIMALS & ANIMAL PRODUCTS	NA	---	---	57227	45962
ANIMALS-LIVE,EX POULTRY	NA	---	---	897	38
CATTLE	MNO	0	0	886	0
MEATS AND MEAT PRODUCTS	MT	511	314	745	496
MEATS-FRESH,FROZEN	MT	506	288	703	415
BEEF AND VEAL	MT	16	53	26	132
PORK	MT	89	6	201	20
VARIETY MEATS	MT	401	207	476	294
MEATS-PREP,PRES	MT	5	26	42	81
BEEF	MT	0	7	20	45
PORK	MT	4	19	20	35
POULTRY & POULTRY PRODS	NA	---	---	3199	3748
POULTRY-LIVE	NA	---	---	2272	1928
BABY CHICKS-BREEDER	MNO	468	298	2272	1928
BABY CHICKS-EX BRDR	MNO				
POULTRY MEATS	MT	584	1383	729	1610
POULTRY MEAT-FR,FRZ	MT	584	1383	729	1610
CHICKENS	MT	584	1383	729	1610
TURKEYS	MT				
POULTRY MEATS-PREP	MT				
EGGS	NA	---	---	192	206
DAIRY PRODUCTS	NA	---	---	418	363
EVAP & COND MILK	MT	38	29	19	21
NONFAT DRY MILK	MT				
BUTTER & ANHYDROUS	MT				
CHEESE	MT	4	0	12	0
FATS,OILS AND GREASES	MT	52502	50864	23777	21161
LARD	MT				
TALLOW-INEDIBLE	MT	45839	38112	21022	16607
HIDES AND SKINS	NA	---	---	25237	17255
CATTLE HIDES	MNO	394	306	15567	9411
CATTLE HIDES-WHOLE	MNO	388	299	15346	9274
FURSKINS	NA	---	---	9459	7652
OTHER ANIMAL PRODUCTS	NA	---	---	2954	2842
GRAINS AND PREPARATIONS	NA	---	---	453757	413214
WHEAT AND PRODUCTS	MT	291554	45609	56866	6907
WHEAT AND WHEAT FLOUR	MT	291554	45609	56866	6907
WHEAT	MT	291554	45609	56866	6907
WHEAT FLOUR-GR EQ	MT				
BULGUR & ROLLED WHEAT	MT				
RICE	MT	15	0	24	0

GRAINS & PREP---CONTINUED

COMMODITY GROUP	UNIT	QUANTITY 1980	QUANTITY 1981	VALUE 1980 $1,000	VALUE 1981 $1,000
FEED GRAINS & PRODUCTS	MT	3272433	2859331	395806	405099
FEED GRAINS	MT	3272396	2859273	395787	405067
BARLEY	MT	120755	29248	14151	3305
CORN	MT	2503197	2650540	304084	380043
GRAIN SORGHUMS	MT	648444	179485	77552	21719
OATS	MT				
BLENDED FOOD PRODUCTS	MT	18	38	27	85
FRUITS AND PREPARATIONS	NA	---	---	3012	2298
FRESH	MT	18	2	40	3
CITRUS	MT				
OTHER	MT	18	2	40	3
DRIED	MT	1706	1460	2914	2267
CANNED	MT	61	27	53	23
FRUIT JUICES	MLT	6	0	5	0
NUTS AND PREPARATIONS	NA	---	---	28868	22967
VEGETABLES & PREPARATIONS	NA	---	---	6193	8890
FRESH	MT	2041	38	251	76
VEGETABLES-FROZEN	MT	214	0	115	0
PULSES	MT	4544	8925	2812	5911
DRIED BEANS	MT	1007	3141	812	2223
DRIED PEAS	MT	2248	2011	1010	827
DRIED LENTILS	MT	1289	3773	990	2861
CANNED	MT	34	50	43	48
HOPS-INC EXTRACT EQ	MT	0	45	0	932
FEEDS,FODDERS-EX OILCAKE	NA	---	---	749	210
CORN BYPRODUCTS	MT	20	23	9	4
ALFALFA MEAL AND CUBES	MT				
OILSEEDS AND PRODUCTS	NA	---	---	566465	460443
OILCAKE AND MEAL	MT	58264	21622	13959	6364
SOYBEAN	MT	58026	21622	13840	6364
OILSEEDS	NA	---	---	545696	447118
SOYBEANS	MT	2157906	1502894	543001	445154
OILS AND WAXES-VEG	MT	9614	7040	3986	4256
OILS-SOYA,COTTONSEED	MT	1	1002	1	543
SOYBEAN	MT	1	2	1	3
COTTONSEED	MT	0	1000	0	540
TOBACCO,UNMANUFACTURED	MT	11987	12103	55704	64396
BURLEY	MT	173	0	473	0
FLUE-CURED	MT	9618	10348	44952	53440
COTTON-EX LINTERS	MT	29551	12085	47635	24151
COTTON LINTERS	MT	645	807	346	521
ESSENTIAL OILS	MT	352	337	2168	2340
SEEDS-FIELD AND GARDEN	NA	---	---	6522	4886
OTHER VEGETABLE PRODS	NA	---	---	4494	4279

TABLE 1--U.S. AGRICULTURAL EXPORTS: QUANTITY AND VALUE, COUNTRY BY COMMODITY GROUP, FISCAL YEARS 1980 AND 1981

COUNTRY AND COMMODITY GROUP	UNIT	QUANTITY 1980	QUANTITY 1981	VALUE 1980 $1,000	VALUE 1981 $1,000
471 PORTUGAL					
TOTAL	---	---	---	592721	764198
ANIMALS & ANIMAL PRODUCTS	NA	---	---	10839	3355
ANIMALS-LIVE,EX POULTRY	NA	---	---	0	140
CATTLE	MNO				
MEATS AND MEAT PRODUCTS	MT	221	32	342	38
MEATS-FRESH,FROZEN	MT	221	0	331	4
BEEF AND VEAL	MT	10	0	54	1
PORK	MT				
VARIETY MEATS	MT	211	0	277	3
MEATS-PREP,PRES	MT	0	32	10	35
BEEF	MT	0	0	9	9
PORK	MT	0	18	1	8
POULTRY & POULTRY PRODS	NA	---	---	311	157
POULTRY-LIVE	NA	---	---	84	91
BABY CHICKS-BREEDER	MNO	24	25	76	91
BABY CHICKS-EX BRDR	MNO	6	0	8	0
POULTRY MEATS	MT	128	35	227	66
POULTRY MEAT-FR,FRZ	MT	128	35	225	66
CHICKENS	MT	79	0	109	0
TURKEYS	MT	49	35	116	66
POULTRY MEATS-PREP	MT	0	0	2	0
EGGS	NA	---	---		
DAIRY PRODUCTS	NA	---	---	19	13
EVAP & COND MILK	MT	0	4	0	2
NONFAT DRY MILK	MT				
BUTTER & ANHYDROUS	MT				
CHEESE	MT				
FATS,OILS AND GREASES	MT	8061	4010	3851	1818
LARD	MT				
TALLOW--INEDIBLE	MT	8053	4004	3849	1802
HIDES AND SKINS	NA	---	---	5429	418
CATTLE HIDES	MNO	128	12	5247	337
CATTLE HIDES-WHOLE	MNO	124	12	5095	337
FURSKINS	NA	---	---	0	36
OTHER ANIMAL PRODUCTS	NA	---	---	888	770
GRAINS AND PREPARATIONS	NA	---	---	431035	528267
WHEAT AND PRODUCTS	MT	597089	631718	102952	111733
WHEAT AND WHEAT FLOUR	MT	597089	631718	102952	111733
WHEAT	MT	597089	623517	102952	110825
WHEAT FLOUR-GR EQ	MT	0	8201	0	908
BULGUR & ROLLED WHEAT	MT				
RICE	MT	34501	15	9891	4
GRAINS & PREP---CONTINUED					
FEED GRAINS & PRODUCTS	MT	2541717	2860277	318003	416232
FEED GRAINS	MT	2541678	2860277	317992	416232
BARLEY	MT				
CORN	MT	2513853	2667822	314581	388447
GRAIN SORGHUMS	MT	27825	192455	3411	27785
OATS	MT				
BLENDED FOOD PRODUCTS	MT				
FRUITS AND PREPARATIONS	NA	---	---	306	260
FRESH	MT	0	63	0	32
CITRUS	MT				
OTHER	MT	0	63	0	32
DRIED	MT	106	34	195	54
CANNED	MT	35	0	28	0
FRUIT JUICES	MLT	98	129	77	85
NUTS AND PREPARATIONS	NA	---	---	0	508
VEGETABLES & PREPARATIONS	NA	---	---	1401	1168
FRESH	MT	0	0	0	1
VEGETABLES-FROZEN	MT				
PULSES	MT	963	999	529	775
DRIED BEANS	MT	35	961	20	755
DRIED PEAS	MT	928	38	510	21
DRIED LENTILS	MT				
CANNED	MT	315	48	316	38
HOPS-INC EXTRACT EQ	MT				
FEEDS,FOODERS-EX OILCAKE	NA	---	---	259	507
CORN BYPRODUCTS	MT	523	859	109	94
ALFALFA MEAL AND CUBES	MT				
OILSEEDS AND PRODUCTS	NA	---	---	117383	284335
OILCAKE AND MEAL	MT	97012	224148	23176	61093
SOYBEAN	MT	97012	224148	23176	61093
OILSEEDS	NA	---	---	93967	143036
SOYBEANS	MT	137939	235303	35759	69878
OILS AND WAXES-VEG	MT	12	20	45	27
OILS-SOYA,COTTONSEED	MT				
SOYBEAN	MT				
COTTONSEED	MT				
TOBACCO,UNMANUFACTURED	MT	5	99	28	494
BURLEY	MT				
FLUE-CURED	MT	0	44	0	260
COTTON-EX LINTERS	MT	13961	6691	24877	14404
COTTON LINTERS	MT				
ESSENTIAL OILS	MT	27	22	144	199
SEEDS-FIELD AND GARDEN	NA	---	---	282	435
OTHER VEGETABLE PRODS	NA	---	---	6166	10266

TABLE 1--U.S. AGRICULTURAL EXPORTS: QUANTITY AND VALUE, COUNTRY BY COMMODITY GROUP, FISCAL YEARS 1980 AND 1981

COUNTRY AND COMMODITY GROUP	UNIT	QUANTITY 1980	QUANTITY 1981	VALUE 1980 $1,000	VALUE 1981 $1,000
473 MALTA-GOZO					
TOTAL	---	---	---	8754	16798
ANIMALS & ANIMAL PRODUCTS	NA	---	---	705	626
ANIMALS-LIVE,EX POULTRY	NA	---	---		
CATTLE	MNO				
MEATS AND MEAT PRODUCTS	MT	137	3	176	3
MEATS-FRESH,FROZEN	MT	43	3	45	3
BEEF AND VEAL	MT	0	1	0	1
PORK	MT	13	0	18	0
VARIETY MEATS	MT	30	2	27	2
MEATS-PREP,PRES	MT	94	0	130	0
BEEF	MT	46	0	69	0
PORK	MT				
POULTRY & POULTRY PRODS	NA	---	---	380	596
POULTRY-LIVE	NA	---	---		
BABY CHICKS-BREEDER	MNO				
BABY CHICKS-EX BRDR	MNO				
POULTRY MEATS	MT	247	380	380	596
POULTRY MEAT-FR,FRZ	MT	247	380	378	596
CHICKENS	MT	234	376	357	578
TURKEYS	MT	13	4	21	18
POULTRY MEATS-PREP	MT	0	0	1	0
EGGS	NA	---	---		
DAIRY PRODUCTS	NA	---	---	4	2
EVAP & COND MILK	MT				
NONFAT DRY MILK	MT				
BUTTER & ANHYDROUS	MT				
CHEESE	MT				
FATS,OILS AND GREASES	MT	0	3	0	12
LARD	MT				
TALLOW-INEDIBLE	MT				
HIDES AND SKINS	NA	---	---	145	13
CATTLE HIDES	MNO				
CATTLE HIDES-WHOLE	MNO				
FURSKINS	NA	---	---		
OTHER ANIMAL PRODUCTS	NA	---	---		
GRAINS AND PREPARATIONS	NA	---	---	7189	14741
WHEAT AND PRODUCTS	MT	17159	40041	2643	7002
WHEAT AND WHEAT FLOUR	MT	17159	40041	2643	7002
WHEAT	MT	17159	40041	2643	7002
WHEAT FLOUR-GR EQ	MT				
BULGUR & ROLLED WHEAT	MT				
RICE	MT	16	15	14	17
GRAINS & PREP---CONTINUED					
FEED GRAINS & PRODUCTS	MT	38506	50014	4516	7710
FEED GRAINS	MT	38499	50014	4513	7710
BARLEY	MT	11631	0	1314	0
CORN	MT	26868	50014	3199	7710
GRAIN SORGHUMS	MT				
OATS	MT				
BLENDED FOOD PRODUCTS	MT				
FRUITS AND PREPARATIONS	NA	---	---	21	22
FRESH	MT				
CITRUS	MT				
OTHER	MT				
DRIED	MT	9	4	16	7
CANNED	MT	8	10	5	15
FRUIT JUICES	MLT				
NUTS AND PREPARATIONS	NA	---	---	88	68
VEGETABLES & PREPARATIONS	NA	---	---	101	150
FRESH	MT				
VEGETABLES-FROZEN	MT				
PULSES	MT	1	21	1	22
DRIED BEANS	MT	1	21	1	22
DRIED PEAS	MT				
DRIED LENTILS	MT				
CANNED	MT	87	111	87	105
HOPS-INC EXTRACT EQ	MT				
FEEDS,FODDERS-EX OILCAKE	NA	---	---		
CORN BYPRODUCTS	MT				
ALFALFA MEAL AND CUBES	MT				
OILSEEDS AND PRODUCTS	NA	---	---	608	1146
OILCAKE AND MEAL	MT	2528	4199	579	1105
SOYBEAN	MT	2528	4199	579	1105
OILSEEDS	NA	---	---	15	0
SOYBEANS	MT				
OILS AND WAXES-VEG	MT	10	34	14	42
OILS-SOYA,COTTONSEED	MT				
SOYBEAN	MT				
COTTONSEED	MT				
TOBACCO,UNMANUFACTURED	MT	0	2	0	12
BURLEY	MT				
FLUE-CURED	MT				
COTTON-EX LINTERS	MT				
COTTON LINTERS	MT				
ESSENTIAL OILS	MT				
SEEDS-FIELD AND GARDEN	NA	---	---	1	0
OTHER VEGETABLE PRODS	NA	---	---	40	33

TABLE 1--U.S. AGRICULTURAL EXPORTS: QUANTITY AND VALUE, COUNTRY BY COMMODITY GROUP, FISCAL YEARS 1980 AND 1981

COUNTRY AND COMMODITY GROUP	UNIT	QUANTITY 1980	QUANTITY 1981	VALUE 1980 $1,000	VALUE 1981 $1,000
475 ITALY					
TOTAL	---	---	---	1197654	1148280
ANIMALS & ANIMAL PRODUCTS	NA	---	---	94081	55633
ANIMALS-LIVE,EX POULTRY	NA	---	---	1875	1426
CATTLE	HNO	0	0	378	465
MEATS AND MEAT PRODUCTS	MT	1439	1323	3123	3344
MEATS-FRESH,FROZEN	MT	1420	1311	2995	3307
BEEF AND VEAL	MT	13	4	85	28
PORK	MT	0	17	0	41
VARIETY MEATS	MT	30	35	105	59
MEATS-PREP,PRES	MT	19	12	128	37
BEEF	MT	13	12	114	36
PORK	MT	1	0	2	0
POULTRY & POULTRY PRODS	NA	---	---	3513	4038
POULTRY-LIVE	NA	---	---	412	599
BABY CHICKS-BREEDER	MNO	225	282	404	567
BABY CHICKS-EX BRDR	MNO				
POULTRY MEATS	MT	426	141	624	265
POULTRY MEAT-FR,FRZ	MT	426	141	623	264
CHICKENS	MT	183	16	232	28
TURKEYS	MT	243	105	390	189
POULTRY MEATS-PREP	MT	0	0	1	1
EGGS	NA	---	---	2400	3086
DAIRY PRODUCTS	NA	---	---	115	306
EVAP & COND MILK	MT				
NONFAT DRY MILK	MT				
BUTTER & ANHYDROUS	MT				
CHEESE	MT	2	1	7	5
FATS,OILS AND GREASES	MT	8444	2916	4350	1412
LARD	MT				
TALLOW-INEDIBLE	MT	8328	2751	4160	1183
HIDES AND SKINS	NA	---	---	75192	36323
CATTLE HIDES	MNO	1268	306	42807	6413
CATTLE HIDES-WHOLE	MNO	1148	306	40949	6399
FURSKINS	NA	---	---	25494	25129
OTHER ANIMAL PRODUCTS	NA	---	---	5914	8784
GRAINS AND PREPARATIONS	NA	---	---	386196	471977
WHEAT AND PRODUCTS	MT	560729	804186	101888	152834
WHEAT AND WHEAT FLOUR	MT	560729	804186	101888	152834
WHEAT	MT	560670	803985	101881	152797
WHEAT FLOUR-GR EQ	MT	59	201	7	37
BULGUR & ROLLED WHEAT	MT				
RICE	MT	55963	29258	13908	7667

GRAINS & PREP---CONTINUED

COMMODITY GROUP	UNIT	QUANTITY 1980	QUANTITY 1981	VALUE 1980 $1,000	VALUE 1981 $1,000
FEED GRAINS & PRODUCTS	MT	2169408	2070912	268125	310493
FEED GRAINS	MT	2169243	2070697	268043	310404
BARLEY	MT	94261	201118	11297	32677
CORN	MT	2072094	1858885	256402	275969
GRAIN SORGHUMS	MT	388	233	48	23
OATS	MT	2500	10461	296	1736
BLENDED FOOD PRODUCTS	MT				
FRUITS AND PREPARATIONS	NA	---	---	12174	11238
FRESH	MT	3157	854	1161	361
CITRUS	MT	3040	764	1005	251
OTHER	MT	117	90	155	110
DRIED	MT	8153	9858	8664	7742
CANNED	MT	1189	1150	910	955
FRUIT JUICES	MLT	1429	3107	917	1829
NUTS AND PREPARATIONS	NA	---	---	21174	15779
VEGETABLES & PREPARATIONS	NA	---	---	5728	9000
FRESH	MT	229	88	412	291
VEGETABLES-FROZEN	MT	0	26	0	8
PULSES	MT	6578	11214	3293	7021
DRIED BEANS	MT	3406	5501	1886	4058
DRIED PEAS	MT	2820	3027	1188	1182
DRIED LENTILS	MT	352	2686	219	1782
CANNED	MT	87	123	65	81
HOPS-INC EXTRACT EQ	MT				
FEEDS,FODDERS-EX OILCAKE	NA	---	---	6757	6918
CORN BYPRODUCTS	MT	34790	32491	5867	5352
ALFALFA MEAL AND CUBES	MT	452	0	33	0
OILSEEDS AND PRODUCTS	NA	---	---	514868	459211
OILCAKE AND MEAL	MT	856059	684358	187976	173700
SOYBEAN	MT	855716	684338	187919	173691
OILSEEDS	NA	---	---	320044	279773
SOYBEANS	MT	1015884	839425	269484	250216
OILS AND WAXES-VEG	MT	8294	6655	5858	5024
OILS-SOYA,COTTONSEED	MT	6	8	6	9
SOYBEAN	MT	1	8	2	9
COTTONSEED	MT	5	0	5	0
TOBACCO,UNMANUFACTURED	MT	14185	12569	65727	56185
BURLEY	MT	4709	5218	20945	25983
FLUE-CURED	MT	9217	7211	44268	39837
COTTON-EX LINTERS	MT	37500	11810	59868	22236
COTTON LINTERS	MT	1293	442	254	58
ESSENTIAL OILS	MT	232	32	2775	573
SEEDS-FIELD AND GARDEN	NA	---	---	20732	21787
OTHER VEGETABLE PRODS	NA	---	---	7321	7686

TABLE 1--U.S. AGRICULTURAL EXPORTS: QUANTITY AND VALUE, COUNTRY BY COMMODITY GROUP, FISCAL YEARS 1980 AND 1981

COUNTRY AND COMMODITY GROUP	UNIT	QUANTITY 1980	QUANTITY 1981	VALUE 1980 $1,000	VALUE 1981 $1,000
479 YUGOSLAVIA					
TOTAL	---	---	---	302187	187771
ANIMALS & ANIMAL PRODUCTS	NA	---	---	23569	15629
ANIMALS-LIVE,EX POULTRY	NA	---	---		
CATTLE	MNO				
MEATS AND MEAT PRODUCTS	MT	1010	1556	1586	1195
MEATS-FRESH,FROZEN	MT	1000	1554	1939	1140
BEEF AND VEAL	MT				
PORK	MT	483	195	1023	277
VARIETY MEATS	MT	498	1359	385	863
MEATS-PREP,PRES	MT	10	2	146	55
BEEF	MT	6	2	90	44
PORK	MT				
POULTRY & POULTRY PRODS	NA	---	---	615	745
POULTRY-LIVE	NA	---	---	533	687
BABY CHICKS-BREEDER	MNO	59	69	533	651
BABY CHICKS-EX BRDR	MNO				
POULTRY MEATS	MT	3	4	37	33
POULTRY MEAT-FR,FRZ	MT	0	1	0	6
CHICKENS	MT				
TURKEYS	MT				
POULTRY MEATS-PREP	MT	3	3	37	27
EGGS	NA	---	---	45	25
DAIRY PRODUCTS	NA	---	---	4	40
EVAP & COND MILK	MT				
NONFAT DRY MILK	MT				
BUTTER & ANHYDROUS	MT				
CHEESE	MT				
FATS,OILS AND GREASES	MT	0	1711	0	820
LARD	MT	0	18	0	10
TALLOW-INEDIBLE	MT	0	1693	0	810
HIDES AND SKINS	NA	---	---	20884	12427
CATTLE HIDES	MNO	606	259	17681	8649
CATTLE HIDES-WHOLE	MNO	572	259	17086	8649
FURSKINS	NA	---	---	87	0
OTHER ANIMAL PRODUCTS	NA	---	---	482	402
GRAINS AND PREPARATIONS	NA	---	---	171832	36614
WHEAT AND PRODUCTS	MT	1018108	230127	169599	36614
WHEAT AND WHEAT FLOUR	MT	1018108	230127	169599	36614
WHEAT	MT	1018108	230127	169599	36614
WHEAT FLOUR-GR EQ	MT				
BULGUR & ROLLED WHEAT	MT				
RICE	MT				
GRAINS & PREP---CONTINUED					
FEED GRAINS & PRODUCTS	MT	18256	0	2210	0
FEED GRAINS	MT	18243	0	2203	0
BARLEY	MT				
CORN	MT	18243	0	2203	0
GRAIN SORGHUMS	MT				
OATS	MT				
BLENDED FOOD PRODUCTS	MT				
FRUITS AND PREPARATIONS	NA	---	---		
FRESH	MT				
CITRUS	MT				
OTHER	MT				
DRIED	MT				
CANNED	MT				
FRUIT JUICES	MLT				
NUTS AND PREPARATIONS	NA	---	---		
VEGETABLES & PREPARATIONS	NA	---	---	1542	32
FRESH	MT	0	19	0	32
VEGETABLES-FROZEN	MT				
PULSES	MT	2252	0	1539	0
DRIED BEANS	MT	2252	0	1539	0
DRIED PEAS	MT				
DRIED LENTILS	MT				
CANNED	MT	0	0	4	0
HOPS-INC EXTRACT EQ	MT				
FEEDS,FODDERS-EX OILCAKE	NA	---	---	856	169
CORN BYPRODUCTS	MT	0	47	0	8
ALFALFA MEAL AND CUBES	MT				
OILSEEDS AND PRODUCTS	NA	---	---	95036	127518
OILCAKE AND MEAL	MT	152943	191380	35253	49472
SOYBEAN	MT	152943	191380	35253	49472
OILSEEDS	NA	---	---	58489	61154
SOYBEANS	MT	222873	204722	58489	61149
OILS AND WAXES-VEG	MT	0	26654	1	16057
OILS-SOYA,COTTONSEED	MT	0	26648	0	16047
SOYBEAN	MT	0	26648	0	16047
COTTONSEED	MT				
TOBACCO,UNMANUFACTURED	MT	876	906	4512	5078
BURLEY	MT	0	80	0	497
FLUE-CURED	MT	872	690	4508	3697
COTTON-EX LINTERS	MT	1198	0	2305	0
COTTON LINTERS	MT				
ESSENTIAL OILS	MT	53	16	242	212
SEEDS-FIELD AND GARDEN	NA	---	---	496	376
OTHER VEGETABLE PRODS	NA	---	---	1796	2143

TABLE 1--U.S. AGRICULTURAL EXPORTS: QUANTITY AND VALUE, COUNTRY BY COMMODITY GROUP, FISCAL YEARS 1980 AND 1981

COUNTRY AND COMMODITY GROUP	UNIT	QUANTITY 1980	QUANTITY 1981	VALUE 1980 $1,000	VALUE 1981 $1,000
484 GREECE					
TOTAL	---	---	---	272617	211582
ANIMALS & ANIMAL PRODUCTS	NA	---	---	8714	5820
ANIMALS-LIVE,EX POULTRY	NA	---	---	546	0
CATTLE	HNO	3	0	546	0
MEATS AND MEAT PRODUCTS	MT	72	45506	384	685
MEATS-FRESH,FROZEN	MT	63	123	343	561
BEEF AND VEAL	MT	63	47	343	385
PORK	MT	0	2	0	4
VARIETY MEATS	MT	0	69	0	168
MEATS-PREP,PRES	MT	9	45383	41	124
BEEF	MT	1	45367	23	89
PORK	MT	0	2	0	5
POULTRY & POULTRY PRODS	NA	---	---	1752	2202
POULTRY-LIVE	NA	---	---	567	732
BABY CHICKS-BREEDER	HNO	248	288	563	732
BABY CHICKS-EX BRDR	HNO	9	0	4	0
POULTRY MEATS	MT	147	404	274	634
POULTRY MEAT-FR,FRZ	MT	135	327	233	458
CHICKENS	MT	43	119	54	80
TURKEYS	MT	78	186	138	313
POULTRY MEATS-PREP	MT	12	77	40	176
EGGS	NA	---	---	912	836
DAIRY PRODUCTS	NA	---	---	104	50
EVAP & COND MILK	MT	0	1	0	2
NONFAT DRY MILK	MT				
BUTTER & ANHYDROUS	MT				
CHEESE	MT	17	9	58	31
FATS,OILS AND GREASES	MT	2575	2929	1518	1405
LARD	MT	7	0	6	0
TALLOW-INEDIBLE	MT	2566	2926	1508	1400
HIDES AND SKINS	NA	---	---	4295	1321
CATTLE HIDES	HNO	114	36	3912	793
CATTLE HIDES-WHOLE	HNO	114	36	3912	793
FURSKINS	NA	---	---	267	408
OTHER ANIMAL PRODUCTS	NA	---	---	115	156
GRAINS AND PREPARATIONS	NA	---	---	143333	106142
WHEAT AND PRODUCTS	MT	1	122	1	42
WHEAT AND WHEAT FLOUR	MT	0	122	0	42
WHEAT	MT	0	47	0	9
WHEAT FLOUR-GR EQ	MT	0	75	0	33
BULGUR & ROLLED WHEAT	MT				
RICE	MT	20	78	15	45

GRAINS & PREP---CONTINUED

COMMODITY GROUP	UNIT	QUANTITY 1980	QUANTITY 1981	VALUE 1980 $1,000	VALUE 1981 $1,000
FEED GRAINS & PRODUCTS	MT	1119356	718336	143040	105954
FEED GRAINS	MT	1119152	718182	142924	105799
BARLEY	MT				
CORN	MT	1119152	718182	142924	105799
GRAIN SORGHUMS	MT				
OATS	MT				
BLENDED FOOD PRODUCTS	MT				
FRUITS AND PREPARATIONS	NA	---	---	155	193
FRESH	MT	6	15	5	16
CITRUS	MT				
OTHER	MT	6	15	5	16
DRIED	MT	4	17	5	28
CANNED	MT	75	69	98	110
FRUIT JUICES	MLT	96	76	35	29
NUTS AND PREPARATIONS	NA	---	---	846	107
VEGETABLES & PREPARATIONS	NA	---	---	2009	3611
FRESH	MT	5	1	2	1
VEGETABLES-FROZEN	MT	13	2	23	17
PULSES	MT	1884	4361	1408	2907
DRIED BEANS	MT	45	2	43	2
DRIED PEAS	MT	36	804	19	465
DRIED LENTILS	MT	1803	3555	1346	2439
CANNED	MT	241	203	195	184
HOPS-INC EXTRACT EQ	MT	6	0	55	4
FEEDS,FODDERS-EX OILCAKE	NA	---	---	6091	6941
CORN BYPRODUCTS	MT	17	0	3	0
ALFALFA MEAL AND CUBES	MT				
OILSEEDS AND PRODUCTS	NA	---	---	55748	50376
OILCAKE AND MEAL	MT	2522	973	584	230
SOYBEAN	MT	2522	973	584	230
OILSEEDS	NA	---	---	51885	46504
SOYBEANS	MT	194045	156847	51859	46493
OILS AND WAXES-VEG	MT	3975	4736	3236	3559
OILS-SOYA,COTTONSEED	MT	3888	4689	3125	3478
SOYBEAN	MT	17	0	17	0
COTTONSEED	MT	3871	4689	3109	3478
TOBACCO,UNMANUFACTURED	MT	66	115	280	558
BURLEY	MT	0	36	0	260
FLUE-CURED	MT	46	25	263	151
COTTON-EX LINTERS	MT	29185	14271	49820	30105
COTTON LINTERS	MT				
ESSENTIAL OILS	MT	23	9	258	146
SEEDS-FIELD AND GARDEN	NA	---	---	3937	6180
OTHER VEGETABLE PRODS	NA	---	---	1428	1405

TABLE 1--U.S. AGRICULTURAL EXPORTS: QUANTITY AND VALUE, COUNTRY BY COMMODITY GROUP, FISCAL YEARS 1980 AND 1981

COUNTRY AND COMMODITY GROUP	UNIT	QUANTITY 1980	QUANTITY 1981	VALUE 1980 $1,000	VALUE 1981 $1,000
485 ROMANIA					
TOTAL	---	---	---	468192	434924
ANIMALS & ANIMAL PRODUCTS	NA	---	---	50597	34088
ANIMALS-LIVE,EX POULTRY	NA	---	---	82	89
CATTLE	MNO				
MEATS AND MEAT PRODUCTS	MT	2291	1459	2700	780
MEATS-FRESH,FROZEN	MT	2291	1459	2700	780
BEEF AND VEAL	MT				
PORK	MT	2165	0	2602	0
VARIETY MEATS	MT	126	1459	98	780
MEATS-PREP,PRES	MT				
BEEF	MT				
PORK	MT				
POULTRY & POULTRY PRODS	NA	---	---	11165	2916
POULTRY-LIVE	NA	---	---		
BABY CHICKS-BREEDER	MNO				
BABY CHICKS-EX BRDR	MNO				
POULTRY MEATS	MT	4725	271	11165	213
POULTRY MEAT-FR,FRZ	MT	4725	271	11165	213
CHICKENS	MT	4725	271	11165	213
TURKEYS	MT				
POULTRY MEATS-PREP	MT				
EGGS	NA	---	---	0	2703
DAIRY PRODUCTS	NA	---	---		
EVAP & COND MILK	MT				
NONFAT DRY MILK	MT				
BUTTER & ANHYDROUS	MT				
CHEESE	MT				
FATS,OILS AND GREASES	MT	11	0	19	0
LARD	MT				
TALLOW-INEDIBLE	MT				
HIDES AND SKINS	NA	---	---	36552	30298
CATTLE HIDES	MNO	1122	1004	36552	30214
CATTLE HIDES-WHOLE	MNO	1122	1004	36552	30214
FURSKINS	NA	---	---	0	80
OTHER ANIMAL PRODUCTS	NA	---	---	80	5
GRAINS AND PREPARATIONS	NA	---	---	238248	260100
WHEAT AND PRODUCTS	MT	599012	62995	101602	8379
WHEAT AND WHEAT FLOUR	MT	599012	62995	101602	8379
WHEAT	MT	599012	62995	101602	8379
WHEAT FLOUR-GR EQ	MT				
BULGUR & ROLLED WHEAT	MT				
RICE	MT	2	3	1	2
GRAINS & PREP---CONTINUED					
FEED GRAINS & PRODUCTS	MT	1073102	1626205	136645	251719
FEED GRAINS	MT	1073102	1626205	136645	251719
BARLEY	MT	42364	17623	5686	2299
CORN	MT	1030738	1608582	130959	249420
GRAIN SORGHUMS	MT				
OATS	MT				
BLENDED FOOD PRODUCTS	MT				
FRUITS AND PREPARATIONS	NA	---	---		
FRESH	MT				
CITRUS	MT				
OTHER	MT				
DRIED	MT				
CANNED	MT				
FRUIT JUICES	MLT				
NUTS AND PREPARATIONS	NA	---	---		
VEGETABLES & PREPARATIONS	NA	---	---	0	495
FRESH	MT	0	439	0	472
VEGETABLES-FROZEN	MT				
PULSES	MT	0	36	0	23
DRIED BEANS	MT	0	36	0	23
DRIED PEAS	MT				
DRIED LENTILS	MT				
CANNED	MT				
HOPS-INC EXTRACT EQ	MT				
FEEDS,FODDERS-EX OILCAKE	NA	---	---	0	3
CORN BYPRODUCTS	MT				
ALFALFA MEAL AND CUBES	MT				
OILSEEDS AND PRODUCTS	NA	---	---	136348	137865
OILCAKE AND MEAL	MT	259650	431484	55201	118932
SOYBEAN	MT	259650	431484	55201	118932
OILSEEDS	NA	---	---	78651	17916
SOYBEANS	MT	308295	60503	78651	17916
OILS AND WAXES-VEG	MT				
OILS-SOYA,COTTONSEED	MT				
SOYBEAN	MT				
COTTONSEED	MT				
TOBACCO,UNMANUFACTURED	MT				
BURLEY	MT				
FLUE-CURED	MT				
COTTON-EX LINTERS	MT	27380	0	42600	0
COTTON LINTERS	MT				
ESSENTIAL OILS	MT				
SEEDS-FIELD AND GARDEN	NA	---	---	386	2230
OTHER VEGETABLE PRODS	NA	---	---	14	142

TABLE 1--U.S. AGRICULTURAL EXPORTS: QUANTITY AND VALUE, COUNTRY BY COMMODITY GROUP, FISCAL YEARS 1980 AND 1981

COUNTRY AND COMMODITY GROUP	UNIT	QUANTITY 1980	QUANTITY 1981	VALUE 1980 $1,000	VALUE 1981 $1,000
487 BULGARIA					
TOTAL	---	---	---	102914	186451
ANIMALS & ANIMAL PRODUCTS	NA	---	---	2256	551
ANIMALS-LIVE,EX POULTRY	NA	---	---	0	10
CATTLE	MNO				
MEATS AND MEAT PRODUCTS	MT				
MEATS-FRESH,FROZEN	MT				
BEEF AND VEAL	MT				
PORK	MT				
VARIETY MEATS	MT				
MEATS-PREP,PRES	MT				
BEEF	MT				
PORK	MT				
POULTRY & POULTRY PRODS	NA	---	---	0	215
POULTRY-LIVE	NA	---	---	0	215
BABY CHICKS-BREEDER	MNO	0	6	0	215
BABY CHICKS-EX BRDR	MNO				
POULTRY MEATS	MT				
POULTRY MEAT-FR,FRZ	MT				
CHICKENS	MT				
TURKEYS	MT				
POULTRY MEATS-PREP	MT				
EGGS	NA	---	---		
DAIRY PRODUCTS	NA	---	---	3	0
EVAP & COND MILK	MT				
NONFAT DRY MILK	MT				
BUTTER & ANHYDROUS	MT				
CHEESE	MT				
FATS,OILS AND GREASES	MT				
LARD	MT				
TALLOW-INEDIBLE	MT				
HIDES AND SKINS	NA	---	---	2247	326
CATTLE HIDES	MNO	55	0	2247	0
CATTLE HIDES-WHOLE	MNO	55	0	2247	0
FURSKINS	NA	---	---	0	303
OTHER ANIMAL PRODUCTS	NA	---	---	7	0
GRAINS AND PREPARATIONS	NA	---	---	58342	113965
WHEAT AND PRODUCTS	MT	0	1029	0	236
WHEAT AND WHEAT FLOUR	MT				
WHEAT	MT				
WHEAT FLOUR-GR EQ	MT				
BULGUR & ROLLED WHEAT	MT	0	1029	0	236
RICE	MT				
GRAINS & PREP---CONTINUED					
FEED GRAINS & PRODUCTS	MT	453922	765383	58342	113729
FEED GRAINS	MT	453922	765383	58342	113729
BARLEY	MT				
CORN	MT	453922	765383	58342	113729
GRAIN SORGHUMS	MT				
OATS	MT				
BLENDED FOOD PRODUCTS	MT				
FRUITS AND PREPARATIONS	NA	---	---		
FRESH	MT				
CITRUS	MT				
OTHER	MT				
DRIED	MT				
CANNED	MT				
FRUIT JUICES	MLT				
NUTS AND PREPARATIONS	NA	---	---	60	16
VEGETABLES & PREPARATIONS	NA	---	---	276	2708
FRESH	MT				
VEGETABLES-FROZEN	MT				
PULSES	MT	1150	5052	276	2708
DRIED BEANS	MT	1150	5052	276	2708
DRIED PEAS	MT				
DRIED LENTILS	MT				
CANNED	MT				
HOPS-INC EXTRACT EQ	MT				
FEEDS,FODDERS-EX OILCAKE	NA	---	---	0	24
CORN BYPRODUCTS	MT				
ALFALFA MEAL AND CUBES	MT				
OILSEEDS AND PRODUCTS	NA	---	---	35588	60806
OILCAKE AND MEAL	MT	152676	213488	35486	54626
SOYBEAN	MT	152676	213488	35486	54626
OILSEEDS	NA	---	---	0	6180
SOYBEANS	MT	0	21454	0	6180
OILS AND WAXES-VEG	MT				
OILS-SOYA,COTTONSEED	MT				
SOYBEAN	MT				
COTTONSEED	MT				
TOBACCO,UNMANUFACTURED	MT	1187	1673	6379	8337
BURLEY	MT	282	400	1596	2741
FLUE-CURED	MT	905	947	4783	5334
COTTON-EX LINTERS	MT				
COTTON LINTERS	MT				
ESSENTIAL OILS	MT				
SEEDS-FIELD AND GARDEN	NA	---	---	10	45
OTHER VEGETABLE PRODS	NA	---	---	1	0

TABLE 1--U.S. AGRICULTURAL EXPORTS: QUANTITY AND VALUE, COUNTRY BY COMMODITY GROUP, FISCAL YEARS 1980 AND 1981

COUNTRY AND COMMODITY GROUP	UNIT	QUANTITY 1980	QUANTITY 1981	VALUE 1980 $1,000	VALUE 1981 $1,000
489 TURKEY					
TOTAL	---	---	---	13407	87484
ANIMALS & ANIMAL PRODUCTS	NA	---	---	6150	9953
ANIMALS-LIVE,EX POULTRY	NA	---	---		
CATTLE	MNO				
MEATS AND MEAT PRODUCTS	MT	1	7	6	7
MEATS-FRESH,FROZEN	MT	0	0	2	1
BEEF AND VEAL	MT	0	0	2	1
PORK	MT				
VARIETY MEATS	MT				
MEATS-PREP,PRES	MT	1	7	4	6
BEEF	MT	1	0	4	6
PORK	MT	0	7	0	6
POULTRY & POULTRY PRODS	NA	---	---	382	371
POULTRY-LIVE	NA	---	---	382	371
BABY CHICKS-BREEDER	MNO	68	52	382	371
BABY CHICKS-EX BRDR	MNO				
POULTRY MEATS	MT				
POULTRY MEAT-FR,FRZ	MT				
CHICKENS	MT				
TURKEYS	MT				
POULTRY MEATS-PREP	MT				
EGGS	NA	---	---		
DAIRY PRODUCTS	NA	---	---		
EVAP & COND MILK	MT	1	9	118	247
NONFAT DRY MILK	MT			1	12
BUTTER & ANHYDROUS	MT				
CHEESE	MT				
FATS,OILS AND GREASES	MT	10131	16850	5643	9278
LARD	MT	8	0	8	0
TALLOW-INEDIBLE	MT	9028	14963	5040	8439
HIDES AND SKINS	NA	---	---	0	50
CATTLE HIDES	MNO				
CATTLE HIDES-WHOLE	MNO				
FURSKINS	NA	---	---		
OTHER ANIMAL PRODUCTS	NA	---	---		
GRAINS AND PREPARATIONS	NA	---	---	95	28211
WHEAT AND PRODUCTS	MT	418	181799	89	28179
WHEAT AND WHEAT FLOUR	MT	0	181601	0	28136
WHEAT	MT	0	181601	0	28136
WHEAT FLOUR-GR EQ	MT				
BULGUR & ROLLED WHEAT	MT	418	198	89	43
RICE	MT	7	40	6	26
GRAINS & PREP---CONTINUED					
FEED GRAINS & PRODUCTS	MT	0	11	0	2
FEED GRAINS	MT				
BARLEY	MT				
CORN	MT				
GRAIN SORGHUMS	MT				
OATS	MT				
BLENDED FOOD PRODUCTS	MT				
FRUITS AND PREPARATIONS	NA	---	---	3	6
FRESH	MT				
CITRUS	MT				
OTHER	MT				
DRIED	MT				
CANNED	MT				
FRUIT JUICES	MLT	0	1	0	1
NUTS AND PREPARATIONS	NA	5	6	3	5
VEGETABLES & PREPARATIONS	NA	---	---		
FRESH	MT	---	---	1	4
VEGETABLES-FROZEN	MT				
PULSES	MT				
DRIED BEANS	MT	0	1	0	2
DRIED PEAS	MT	0	1	0	2
DRIED LENTILS	MT				
CANNED	MT				
HOPS-INC EXTRACT EQ	MT				
FEEDS,FODDERS-EX OILCAKE	NA	---	---	0	10
CORN BYPRODUCTS	MT				
ALFALFA MEAL AND CUBES	MT				
OILSEEDS AND PRODUCTS	NA	---	---	1618	332
OILCAKE AND MEAL	MT	55	0	24	0
SOYBEAN	MT				
OILSEEDS	NA	---	---		
SOYBEANS	MT				
OILS AND WAXES-VEG	MT	3000	499	1595	332
OILS-SOYA,COTTONSEED	MT	2999	0	1593	0
SOYBEAN	MT				
COTTONSEED	MT	2999	0	1593	0
TOBACCO,UNMANUFACTURED	MT				
BURLEY	MT				
FLUE-CURED	MT				
COTTON-EX LINTERS	MT				
COTTON LINTERS	MT				
ESSENTIAL OILS	MT	0	1	16	21
SEEDS-FIELD AND GARDEN	NA	---	---	13	1259
OTHER VEGETABLE PRODS	NA	---	---	5511	47688

TABLE 1--U.S. AGRICULTURAL EXPORTS: QUANTITY AND VALUE, COUNTRY BY COMMODITY GROUP, FISCAL YEARS 1980 AND 1981

COUNTRY AND COMMODITY GROUP	UNIT	QUANTITY 1980	QUANTITY 1981	VALUE 1980 $1,000	VALUE 1981 $1,000
491 CYPRUS					
TOTAL	---	---	---	26218	36017
ANIMALS & ANIMAL PRODUCTS	NA	---	---	52	155
ANIMALS-LIVE,EX POULTRY	NA	---	---		
CATTLE	MNO				
MEATS AND MEAT PRODUCTS	MT	0	2	0	2
MEATS-FRESH,FROZEN	MT				
BEEF AND VEAL	MT				
PORK	MT				
VARIETY MEATS	MT				
MEATS-PREP,PRES	MT	0	2	0	2
BEEF	MT				
PORK	MT				
POULTRY & POULTRY PRODS	NA	---	---	0	146
POULTRY-LIVE	NA	---	---	0	146
BABY CHICKS-BREEDER	MNO	0	21	0	146
BABY CHICKS-EX BRDR	MNO				
POULTRY MEATS	MT				
POULTRY MEAT-FR,FRZ	MT				
CHICKENS	MT				
TURKEYS	MT				
POULTRY MEATS-PREP	MT				
EGGS	NA	---	---		
DAIRY PRODUCTS	NA	---	---	10	4
EVAP & COND MILK	MT				
NONFAT DRY MILK	MT				
BUTTER & ANHYDROUS	MT				
CHEESE	MT	6	1	10	4
FATS,OILS AND GREASES	MT	8	4	14	2
LARD	MT				
TALLOW-INEDIBLE	MT				
HIDES AND SKINS	NA	---	---	29	3
CATTLE HIDES	MNO	1	0	29	3
CATTLE HIDES-WHOLE	MNO	1	0	29	3
FURSKINS	NA	---	---		
OTHER ANIMAL PRODUCTS	NA	---	---		
GRAINS AND PREPARATIONS	NA	---	---	21181	38742
WHEAT AND PRODUCTS	MT	30119	25659	5501	4392
WHEAT AND WHEAT FLOUR	MT	30116	25659	5597	4392
WHEAT	MT	28321	25626	5265	4379
WHEAT FLOUR-GR EQ	MT	1795	33	331	13
BULGUR & ROLLED WHEAT	MT				
RICE	MT	814	121	334	107
GRAINS & PREP---CONTINUED					
FEED GRAINS & PRODUCTS	MT	110667	169929	15225	26207
FEED GRAINS	MT	110667	169929	15225	26207
BARLEY	MT	0	17850	0	3168
CORN	MT	39071	20536	5363	3063
GRAIN SORGHUMS	MT	71596	131543	9862	19976
OATS	MT				
BLENDED FOOD PRODUCTS	MT				
FRUITS AND PREPARATIONS	NA	---	---	148	90
FRESH	MT				
CITRUS	MT				
OTHER	MT				
DRIED	MT	4	3	7	4
CANNED	MT	136	33	133	25
FRUIT JUICES	MLT	4	145	3	55
NUTS AND PREPARATIONS	NA	---	---	218	297
VEGETABLES & PREPARATIONS	NA	---	---	485	421
FRESH	MT				
VEGETABLES-FROZEN	MT	25	0	50	0
PULSES	MT	314	226	181	153
DRIED BEANS	MT	10	0	6	0
DRIED PEAS	MT	304	226	175	153
DRIED LENTILS	MT				
CANNED	MT	248	250	212	162
HOPS-INC EXTRACT EQ	MT				
FEEDS,FODDERS-EX OILCAKE	NA	---	---	22	24
CORN BYPRODUCTS	MT				
ALFALFA MEAL AND CUBES	MT				
OILSEEDS AND PRODUCTS	NA	---	---	643	928
OILCAKE AND MEAL	MT	0	2294	0	747
SOYBEAN	MT	0	2294	0	747
OILSEEDS	NA	---	---		
SOYBEANS	MT				
OILS AND WAXES-VEG	MT	533	132	643	180
OILS-SOYA,COTTONSEED	MT	89	0	90	0
SOYBEAN	MT	89	0	90	0
COTTONSEED	MT				
TOBACCO,UNMANUFACTURED	MT	625	564	2744	2804
BURLEY	MT				
FLUE-CURED	MT	625	552	2744	2754
COTTON-EX LINTERS	MT				
COTTON LINTERS	MT				
ESSENTIAL OILS	MT	2	3	73	134
SEEDS-FIELD AND GARDEN	NA	---	---	49	64
OTHER VEGETABLE PRODS	NA	---	---	604	358

TABLE 1--U.S. AGRICULTURAL EXPORTS: QUANTITY AND VALUE, COUNTRY BY COMMODITY GROUP, FISCAL YEARS 1980 AND 1981

COUNTRY AND COMMODITY GROUP	UNIT	QUANTITY 1980	QUANTITY 1981	VALUE 1980 $1,000	VALUE 1981 $1,000
502 SYRIA					
TOTAL	---	---	---	35529	33663
ANIMALS & ANIMAL PRODUCTS	NA	---	---	2358	654
ANIMALS-LIVE,EX POULTRY	NA	---	---		
CATTLE	MNO				
MEATS AND MEAT PRODUCTS	MT	3	1	27	14
MEATS-FRESH,FROZEN	MT	3	1	27	14
BEEF AND VEAL	MT	2	1	12	14
PORK	MT				
VARIETY MEATS	MT	1	0	15	0
MEATS-PREP,PRES	MT				
BEEF	MT				
PORK	MT				
POULTRY & POULTRY PRODS	NA	---	---	1793	151
POULTRY-LIVE	NA	---	---	101	128
BABY CHICKS-BREEDER	MNO	59	80	101	128
BABY CHICKS-EX BRDR	MNO				
POULTRY MEATS	MT	4	0	4	0
POULTRY MEAT-FR,FRZ	MT	4	0	4	0
CHICKENS	MT	4	0	4	0
TURKEYS	MT				
POULTRY MEATS-PREP	MT				
EGGS	NA	---	---	1688	23
DAIRY PRODUCTS	NA	---	---	338	190
EVAP & COND MILK	MT				
NONFAT DRY MILK	MT	811	500	286	176
BUTTER & ANHYDROUS	MT				
CHEESE	MT	0	0	2	0
FATS,OILS AND GREASES	MT				
LARD	MT				
TALLOW-INEDIBLE	MT				
HIDES AND SKINS	NA	---	---	0	20
CATTLE HIDES	MNO	0	1	0	20
CATTLE HIDES-WHOLE	MNO	0	1	0	20
FURSKINS	NA	---	---		
OTHER ANIMAL PRODUCTS	NA	---	---	200	278
GRAINS AND PREPARATIONS	NA	---	---	19020	21992
WHEAT AND PRODUCTS	MT	0	6750	0	1255
WHEAT AND WHEAT FLOUR	MT	0	6750	0	1255
WHEAT	MT	0	6750	0	1255
WHEAT FLOUR-GR EQ	MT				
BULGUR & ROLLED WHEAT	MT				
RICE	MT				

GRAINS & PREP---CONTINUED

COMMODITY GROUP	UNIT	QUANTITY 1980	QUANTITY 1981	VALUE 1980 $1,000	VALUE 1981 $1,000
FEED GRAINS & PRODUCTS	MT	146552	152044	19020	20731
FEED GRAINS	MT	146552	152044	19020	20731
BARLEY	MT	47996	0	6863	0
CORN	MT	98556	152044	12157	20731
GRAIN SORGHUMS	MT				
OATS	MT				
BLENDED FOOD PRODUCTS	MT	0	10	0	6
FRUITS AND PREPARATIONS	NA	---	---	37	238
FRESH	MT				
CITRUS	MT				
OTHER	MT				
DRIED	MT	0	102	0	211
CANNED	MT				
FRUIT JUICES	MLT	58	40	37	27
NUTS AND PREPARATIONS	NA	---	---	1406	1985
VEGETABLES & PREPARATIONS	NA	---	---	115	120
FRESH	MT				
VEGETABLES-FROZEN	MT	16	0	13	0
PULSES	MT				
DRIED BEANS	MT				
DRIED PEAS	MT				
DRIED LENTILS	MT				
CANNED	MT	64	77	75	53
HOPS-INC EXTRACT EQ	MT				
FEEDS,FODDERS-EX OILCAKE	NA	---	---	16	5
CORN BYPRODUCTS	MT				
ALFALFA MEAL AND CUBES	MT				
OILSEEDS AND PRODUCTS	NA	---	---	5625	826
OILCAKE AND MEAL	MT	20045	0	4788	0
SOYBEAN	MT	20045	0	4788	0
OILSEEDS	NA	---	---		
SOYBEANS	MT				
OILS AND WAXES-VEG	MT	1009	854	837	826
OILS-SOYA,COTTONSEED	MT	912	500	693	408
SOYBEAN	MT	912	500	693	408
COTTONSEED	MT				
TOBACCO,UNMANUFACTURED	MT				
BURLEY	MT				
FLUE-CURED	MT				
COTTON-EX LINTERS	MT				
COTTON LINTERS	MT				
ESSENTIAL OILS	MT	8	10	33	53
SEEDS-FIELD AND GARDEN	NA	---	---	1212	1969
OTHER VEGETABLE PRODS	NA	---	---	5707	5823

TABLE 1--U.S. AGRICULTURAL EXPORTS: QUANTITY AND VALUE, COUNTRY BY COMMODITY GROUP, FISCAL YEARS 1980 AND 1981

COUNTRY AND COMMODITY GROUP	UNIT	QUANTITY 1980	QUANTITY 1981	VALUE 1980 $1,000	VALUE 1981 $1,000
504 LEBANON					
TOTAL	---	---	---	93705	104166
ANIMALS & ANIMAL PRODUCTS	NA	---	---	4678	10437
ANIMALS-LIVE,EX POULTRY	NA	---	---	55	0
CATTLE	MNO				
MEATS AND MEAT PRODUCTS	MT	44	5	249	40
MEATS-FRESH,FROZEN	MT	18	0	143	2
BEEF AND VEAL	MT	16	0	122	2
PORK	MT	2	0	20	0
VARIETY MEATS	MT				
MEATS-PREP,PRES	MT	26	5	106	38
BEEF	MT	14	3	73	31
PORK	MT	0	0	1	0
POULTRY & POULTRY PRODS	NA	---	---	363	2603
POULTRY-LIVE	NA	---	---	125	2
BABY CHICKS-BREEDER	MNO	31	0	125	0
BABY CHICKS-EX BRDR	MNO	0	2	0	2
POULTRY MEATS	MT	97	84	150	193
POULTRY MEAT-FR,FRZ	MT	92	84	146	193
CHICKENS	MT	75	64	115	141
TURKEYS	MT	17	20	31	52
POULTRY MEATS-PREP	MT	5	0	5	0
EGGS	NA	---	---	87	2408
DAIRY PRODUCTS	NA	---	---	84	71
EVAP & COND MILK	MT				
NONFAT DRY MILK	MT				
BUTTER & ANHYDROUS	MT				
CHEESE	MT	22	8	76	35
FATS,OILS AND GREASES	MT	7388	13560	3766	7594
LARD	MT	0	7	0	18
TALLOW-INEDIBLE	MT	7085	13545	3616	7576
HIDES AND SKINS	NA	---	---	85	0
CATTLE HIDES	MNO	4	0	59	0
CATTLE HIDES-WHOLE	MNO	1	0	28	0
FURSKINS	NA	---	---		
OTHER ANIMAL PRODUCTS	NA	---	---	77	129
GRAINS AND PREPARATIONS	NA	---	---	59835	69361
WHEAT AND PRODUCTS	MT	156677	240245	28001	42878
WHEAT AND WHEAT FLOUR	MT	156674	240242	27998	42876
WHEAT	MT	156074	239633	27855	42724
WHEAT FLOUR-GR EQ	MT	600	609	143	151
BULGUR & ROLLED WHEAT	MT				
RICE	MT	493	639	310	557
GRAINS & PREP---CONTINUED					
FEED GRAINS & PRODUCTS	MT	247962	167142	31285	25536
FEED GRAINS	MT	247952	167069	31279	25505
BARLEY	MT	0	22908	0	3698
CORN	MT	247952	144169	31279	21807
GRAIN SORGHUMS	MT				
OATS	MT				
BLENDED FOOD PRODUCTS	MT	7	0	1	0
FRUITS AND PREPARATIONS	NA	---	---	1775	1331
FRESH	MT	4	3	4	1
CITRUS	MT				
OTHER	MT	4	3	4	1
DRIED	MT	311	402	678	801
CANNED	MT	993	378	917	355
FRUIT JUICES	MLT	167	272	167	165
NUTS AND PREPARATIONS	NA	---	---	2251	3219
VEGETABLES & PREPARATIONS	NA	---	---	2403	1721
FRESH	MT	3	0	1	0
VEGETABLES-FROZEN	MT				
PULSES	MT	1674	226	1035	155
DRIED BEANS	MT	1604	104	992	101
DRIED PEAS	MT	70	122	43	54
DRIED LENTILS	MT				
CANNED	MT	639	239	727	254
HOPS-INC EXTRACT EQ	MT				
FEEDS,FODDERS-EX OILCAKE	NA	---	---	340	357
CORN BYPRODUCTS	MT				
ALFALFA MEAL AND CUBES	MT				
OILSEEDS AND PRODUCTS	NA	---	---	19367	14786
OILCAKE AND MEAL	MT	8099	8003	2019	2692
SOYBEAN	MT	8099	8003	2019	2692
OILSEEDS	NA	---	---	15827	11376
SOYBEANS	MT	61641	42264	15827	11376
OILS AND WAXES-VEG	MT	1717	509	1521	717
OILS-SOYA,COTTONSEED	MT	1000	0	415	0
SOYBEAN	MT				
COTTONSEED	MT	1000	0	415	0
TOBACCO,UNMANUFACTURED	MT				
BURLEY	MT				
FLUE-CURED	MT				
COTTON-EX. LINTERS	MT				
COTTON LINTERS	MT				
ESSENTIAL OILS	MT	30	4	239	96
SEEDS-FIELD AND GARDEN	NA	---	---	906	939
OTHER VEGETABLE PRODS	NA	---	---	1912	1919

TABLE 1--U.S. AGRICULTURAL EXPORTS: QUANTITY AND VALUE, COUNTRY BY COMMODITY GROUP, FISCAL YEARS 1980 AND 1981

COUNTRY AND COMMODITY GROUP	UNIT	QUANTITY 1980	QUANTITY 1981	VALUE 1980 $1,000	VALUE 1981 $1,000
505 IRAQ					
TOTAL	---	---	---	266073	148294
ANIMALS & ANIMAL PRODUCTS	NA	---	---	22890	73047
ANIMALS-LIVE,EX POULTRY	NA	---	---		
CATTLE	MNO				
MEATS AND MEAT PRODUCTS	MT				
MEATS-FRESH,FROZEN	MT				
BEEF AND VEAL	MT				
PORK	MT				
VARIETY MEATS	MT				
MEATS-PREP,PRES	MT				
BEEF	MT				
PORK	MT				
POULTRY & POULTRY PRODS	NA	---	---	22827	72995
POULTRY-LIVE	NA	---	---		
BABY CHICKS-BREEDER	MNO				
BABY CHICKS-EX BRDR	MNO				
POULTRY MEATS	MT	17165	40227	20971	53005
POULTRY MEAT-FR,FRZ	MT	17165	40227	20971	53005
CHICKENS	MT	17165	40227	20971	53005
TURKEYS	MT				
POULTRY MEATS-PREP	MT				
EGGS	NA	---	---	1856	19990
DAIRY PRODUCTS	NA	---	---	47	44
EVAP & COND MILK	MT				
NONFAT DRY MILK	MT				
BUTTER & ANHYDROUS	MT				
CHEESE	MT				
FATS,OILS AND GREASES	MT				
LARD	MT				
TALLOW-INEDIBLE	MT				
HIDES AND SKINS	NA	---	---		
CATTLE HIDES	MNO				
CATTLE HIDES-WHOLE	MNO				
FURSKINS	NA	---	---		
OTHER ANIMAL PRODUCTS	NA	---	---	15	9
GRAINS AND PREPARATIONS	NA	---	---	235538	61844
WHEAT AND PRODUCTS	MT	399939	140699	75895	27213
WHEAT AND WHEAT FLOUR	MT	399939	140699	75895	27213
WHEAT	MT	399939	140699	75895	27213
WHEAT FLOUR-GR EQ	MT				
BULGUR & ROLLED WHEAT	MT				
RICE	MT	297345	59896	137079	31048
GRAINS & PREP---CONTINUED					
FEED GRAINS & PRODUCTS	MT	178174	19616	21899	3501
FEED GRAINS	MT	178174	19616	21899	3501
BARLEY	MT	178174	19616	21899	3501
CORN	MT				
GRAIN SORGHUMS	MT				
OATS	MT				
BLENDED FOOD PRODUCTS	MT	91	0	32	0
FRUITS AND PREPARATIONS	NA	---	---		
FRESH	MT				
CITRUS	MT				
OTHER	MT				
DRIED	MT				
CANNED	MT				
FRUIT JUICES	MLT				
NUTS AND PREPARATIONS	NA	---	---		
VEGETABLES & PREPARATIONS	NA	---	---	329	0
FRESH	MT				
VEGETABLES-FROZEN	MT				
PULSES	MT				
DRIED BEANS	MT				
DRIED PEAS	MT				
DRIED LENTILS	MT				
CANNED	MT	41	0	35	0
HOPS-INC EXTRACT EQ	MT				
FEEDS,FODDERS-EX OILCAKE	NA	---	---	183	0
CORN BYPRODUCTS	MT	953	0	183	0
ALFALFA MEAL AND CUBES	MT				
OILSEEDS AND PRODUCTS	NA	---	---	2	0
OILCAKE AND MEAL	MT				
SOYBEAN	MT				
OILSEEDS	NA	---	---		
SOYBEANS	MT				
OILS AND WAXES-VEG	MT	1	0	2	0
OILS-SOYA,COTTONSEED	MT				
SOYBEAN	MT				
COTTONSEED	MT				
TOBACCO,UNMANUFACTURED	MT				
BURLEY	MT				
FLUE-CURED	MT				
COTTON-EX LINTERS	MT				
COTTON LINTERS	MT				
ESSENTIAL OILS	MT				
SEEDS-FIELD AND GARDEN	NA	---	---	2503	1845
OTHER VEGETABLE PRODS	NA	---	---	4628	11557

TABLE 1--U.S. AGRICULTURAL EXPORTS: QUANTITY AND VALUE, COUNTRY BY COMMODITY GROUP, FISCAL YEARS 1980 AND 1981

COUNTRY AND COMMODITY GROUP	UNIT	QUANTITY 1980	QUANTITY 1981	VALUE 1980 $1,000	VALUE 1981 $1,000
507 IRAN					
TOTAL	---	---	---	51657	181615
ANIMALS & ANIMAL PRODUCTS	NA	---	---	2099	727
ANIMALS-LIVE,EX POULTRY	NA	---	---	0	57
CATTLE	MNO	0	0	0	57
MEATS AND MEAT PRODUCTS	MT				
MEATS-FRESH,FROZEN	MT				
BEEF AND VEAL	MT				
PORK	MT				
VARIETY MEATS	MT				
MEATS-PREP,PRES	MT				
BEEF	MT				
PORK	MT				
POULTRY & POULTRY PRODS	NA	---	---	53	0
POULTRY-LIVE	NA	---	---	53	0
BABY CHICKS-BREEDER	MNO	48	0	53	0
BABY CHICKS-EX BRDR	MNO				
POULTRY MEATS	MT				
POULTRY MEAT-FR,FRZ	MT				
CHICKENS	MT				
TURKEYS	MT				
POULTRY MEATS-PREP	MT				
EGGS	NA	---	---		
DAIRY PRODUCTS	NA	---	---	95	671
EVAP & COND MILK	MT				
NONFAT DRY MILK	MT				
BUTTER & ANHYDROUS	MT				
CHEESE	MT	0	205	0	671
FATS,OILS AND GREASES	MT	3122	0	1950	0
LARD	MT				
TALLOW-INEDIBLE	MT	3122	0	1950	0
HIDES AND SKINS	NA	---	---		
CATTLE HIDES	MNO				
CATTLE HIDES-WHOLE	MNO				
FURSKINS	NA	---	---		
OTHER ANIMAL PRODUCTS	NA	---	---	1	0
GRAINS AND PREPARATIONS	NA	---	---	35071	171694
WHEAT AND PRODUCTS	MT	50013	835903	8179	138743
WHEAT AND WHEAT FLOUR	MT	49999	835903	8168	138743
WHEAT	MT	49999	835903	8168	138743
WHEAT FLOUR-GR EQ	MT				
BULGUR & ROLLED WHEAT	MT				
RICE	MT	2136	35174	1053	19536
GRAINS & PREP---CONTINUED					
FEED GRAINS & PRODUCTS	MT	209417	85591	25490	13415
FEED GRAINS	MT	209417	85591	25490	13415
BARLEY	MT	47678	0	6406	0
CORN	MT	161739	85591	19084	13415
GRAIN SORGHUMS	MT				
OATS	MT				
BLENDED FOOD PRODUCTS	MT				
FRUITS AND PREPARATIONS	NA	---	---	14	0
FRESH	MT				
CITRUS	MT				
OTHER	MT				
DRIED	MT				
CANNED	MT	1	0	1	0
FRUIT JUICES	MLT				
NUTS AND PREPARATIONS	NA	---	---	100	0
VEGETABLES & PREPARATIONS	NA	---	---	67	0
FRESH	MT				
VEGETABLES-FROZEN	MT				
PULSES	MT				
DRIED BEANS	MT				
DRIED PEAS	MT				
DRIED LENTILS	MT				
CANNED	MT				
HOPS-INC EXTRACT EQ	MT				
FEEDS,FODDERS-EX OILCAKE	NA	---	---	238	7
CORN BYPRODUCTS	MT				
ALFALFA MEAL AND CUBES	MT				
OILSEEDS AND PRODUCTS	NA	---	---	12017	1019
OILCAKE AND MEAL	MT	41425	0	9369	0
SOYBEAN	MT	40421	0	9147	0
OILSEEDS	NA	---	---		
SOYBEANS	MT				
OILS AND WAXES-VEG	MT	1819	614	2649	1019
OILS-SOYA,COTTONSEED	MT	3	0	5	0
SOYBEAN	MT	3	0	2	0
COTTONSEED	MT	2	0	3	0
TOBACCO,UNMANUFACTURED	MT				
BURLEY	MT				
FLUE-CURED	MT				
COTTON-EX LINTERS	MT				
COTTON LINTERS	MT				
ESSENTIAL OILS	MT	41	0	95	0
SEEDS-FIELD AND GARDEN	NA	---	---	966	0
OTHER VEGETABLE PRODS	NA	---	---	989	8167

TABLE 1--U.S. AGRICULTURAL EXPORTS: QUANTITY AND VALUE, COUNTRY BY COMMODITY GROUP, FISCAL YEARS 1980 AND 1981

COUNTRY AND COMMODITY GROUP	UNIT	QUANTITY 1980	QUANTITY 1981	VALUE 1980 $1,000	VALUE 1981 $1,000
508 ISRAEL					
TOTAL	---	---	---	296383	365176
ANIMALS & ANIMAL PRODUCTS	NA	---	---	6014	9280
ANIMALS-LIVE,EX POULTRY	NA	---	---	10	0
CATTLE	MNO				
MEATS AND MEAT PRODUCTS	MT	2010	3466	3316	5674
MEATS-FRESH,FROZEN	MT	2008	3420	3290	5529
BEEF AND VEAL	MT	70	22	185	50
PORK	MT				
VARIETY MEATS	MT	1923	3398	3021	5475
MEATS-PREP,PRES	MT	2	46	26	145
BEEF	MT	0	27	2	54
PORK	MT				
POULTRY & POULTRY PRODS	NA	---	---	588	1104
POULTRY-LIVE	NA	---	---	302	694
BABY CHICKS-BREEDER	MNO	70	186	255	694
BABY CHICKS-EX BRDR	MNO	50	0	48	0
POULTRY MEATS	MT	82	0	67	0
POULTRY MEAT-FR,FRZ	MT	76	0	59	0
CHICKENS	MT	7	0	8	0
TURKEYS	MT	5	0	5	0
POULTRY MEATS-PREP	MT	6	0	8	0
EGGS	NA	---	---	219	410
DAIRY PRODUCTS	NA	---	---	341	897
EVAP & COND MILK	MT	19	7	12	4
NONFAT DRY MILK	MT	211	616	80	251
BUTTER & ANHYDROUS	MT				
CHEESE	MT	4	0	22	0
FATS,OILS AND GREASES	MT	11	29	19	50
LARD	MT				
TALLOW-INEDIBLE	MT				
HIDES AND SKINS	NA	---	---	1623	1447
CATTLE HIDES	MNO	30	22	1409	824
CATTLE HIDES-WHOLE	MNO	30	22	1405	816
FURSKINS	NA	---	---	37	82
OTHER ANIMAL PRODUCTS	NA	---	---	117	108
GRAINS AND PREPARATIONS	NA	---	---	200007	238357
WHEAT AND PRODUCTS	MT	492718	417881	88120	77208
WHEAT AND WHEAT FLOUR	MT	489609	415077	87419	76545
WHEAT	MT	482378	408263	86099	75245
WHEAT FLOUR-GR EQ	MT	7231	6814	1319	1299
BULGUR & ROLLED WHEAT	MT	3109	2804	701	663
RICE	MT	3683	5392	1414	2198
GRAINS & PREP---CONTINUED					
FEED GRAINS & PRODUCTS	MT	911659	997789	110088	150520
FEED GRAINS	MT	910134	995916	109675	149953
BARLEY	MT	0	17	0	2
CORN	MT	562091	546884	67435	84586
GRAIN SORGHUMS	MT	348043	449015	42241	65364
OATS	MT				
BLENDED FOOD PRODUCTS	MT	301	267	108	104
FRUITS AND PREPARATIONS	NA	---	---	3141	2508
FRESH	MT				
CITRUS	MT				
OTHER	MT				
DRIED	MT	129	301	219	547
CANNED	MT	606	314	493	285
FRUIT JUICES	MLT	5712	6393	2404	1584
NUTS AND PREPARATIONS	NA	---	---	2214	2428
VEGETABLES & PREPARATIONS	NA	---	---	1387	1240
FRESH	MT	21	8	32	6
VEGETABLES-FROZEN	MT	1	18	2	12
PULSES	MT	1575	1010	680	548
DRIED BEANS	MT	276	266	157	223
DRIED PEAS	MT	1299	744	524	325
DRIED LENTILS	MT				
CANNED	MT	201	57	164	82
HOPS-INC EXTRACT EQ	MT				
FEEDS,FODDERS-EX OILCAKE	NA	---	---	526	409
CORN BYPRODUCTS	MT	40	0	9	0
ALFALFA MEAL AND CUBES	MT	40	0	7	0
OILSEEDS AND PRODUCTS	NA	---	---	72554	85919
OILCAKE AND MEAL	MT	0	50	0	36
SOYBEAN	MT	0	50	0	36
OILSEEDS	NA	---	---	66421	82781
SOYBEANS	MT	248820	276607	66136	82348
OILS AND WAXES-VEG	MT	9674	5283	5914	2925
OILS-SOYA,COTTONSEED	MT	9571	5191	5737	2690
SOYBEAN	MT	9571	5186	5737	2688
COTTONSEED	MT	0	5	0	2
TOBACCO,UNMANUFACTURED	MT	515	532	2370	2875
BURLEY	MT	220	110	1247	691
FLUE-CURED	MT	254	119	1115	806
COTTON-EX LINTERS	MT	3647	11773	6125	23545
COTTON LINTERS	MT				
ESSENTIAL OILS	MT	11	46	174	349
SEEDS-FIELD AND GARDEN	NA	---	---	556	1362
OTHER VEGETABLE PRODS	NA	---	---	1317	4903

TABLE 1--U.S. AGRICULTURAL EXPORTS: QUANTITY AND VALUE, COUNTRY BY COMMODITY GROUP, FISCAL YEARS 1980 AND 1981

COUNTRY AND COMMODITY GROUP	UNIT	QUANTITY 1980	QUANTITY 1981	VALUE 1980 $1,000	VALUE 1981 $1,000
511 JORDAN					
TOTAL	---	---	---	36306	90829
ANIMALS & ANIMAL PRODUCTS	NA	---	---	4793	3974
ANIMALS-LIVE,EX POULTRY	NA	---	---		
CATTLE	MNO				
MEATS AND MEAT PRODUCTS	MT	16	55	87	238
MEATS-FRESH,FROZEN	MT	16	55	87	238
BEEF AND VEAL	MT	11	31	69	194
PORK	MT	3	4	8	13
VARIETY MEATS	MT	1	17	6	18
MEATS-PREP,PRES	MT				
BEEF	MT				
PORK	MT				
POULTRY & POULTRY PRODS	NA	---	---	4240	2904
POULTRY-LIVE	NA	---	---	74	127
BABY CHICKS-BREEDER	MNO	130	56	74	127
BABY CHICKS-EX BRDR	MNO				
POULTRY MEATS	MT	2553	15	2853	57
POULTRY MEAT-FR,FRZ	MT	2553	15	2853	57
CHICKENS	MT	2553	14	2853	53
TURKEYS	MT				
POULTRY MEATS-PREP	MT				
EGGS	NA	---	---	1313	2719
DAIRY PRODUCTS	NA	---	---	159	101
EVAP & COND MILK	MT				
NONFAT DRY MILK	MT	116	217	41	91
BUTTER & ANHYDROUS	MT				
CHEESE	MT	0	1	0	3
FATS,OILS AND GREASES	MT	250	1192	178	707
LARD	MT				
TALLOW-INEDIBLE	MT	250	1192	178	707
HIDES AND SKINS	NA	---	---	122	0
CATTLE HIDES	MNO	3	0	122	0
CATTLE HIDES-WHOLE	MNO	3	0	122	0
FURSKINS	NA	---	---		
OTHER ANIMAL PRODUCTS	NA	---	---	7	23
GRAINS AND PREPARATIONS	NA	---	---	17111	50739
WHEAT AND PRODUCTS	MT	28520	127218	5125	23528
WHEAT AND WHEAT FLOUR	MT	28318	126984	5081	23463
WHEAT	MT	27501	126286	4946	23300
WHEAT FLOUR-GR EQ	MT	817	698	135	163
BULGUR & ROLLED WHEAT	MT	202	234	44	65
RICE	MT	6620	43298	3037	20828

GRAINS & PREP---CONTINUED

COMMODITY GROUP	UNIT	QUANTITY 1980	QUANTITY 1981	VALUE 1980 $1,000	VALUE 1981 $1,000
FEED GRAINS & PRODUCTS	MT	61856	41555	8368	6083
FEED GRAINS	MT	61856	41548	8368	6081
BARLEY	MT				
CORN	MT	61856	41548	8368	6081
GRAIN SORGHUMS	MT				
OATS	MT				
BLENDED FOOD PRODUCTS	MT	64	178	22	64
FRUITS AND PREPARATIONS	NA	---	---	361	529
FRESH	MT	0	5	0	4
CITRUS	MT				
OTHER	MT	0	5	0	4
DRIED	MT	0	50	0	87
CANNED	MT	89	112	116	116
FRUIT JUICES	MLT	433	402	244	318
NUTS AND PREPARATIONS	NA	---	---	1633	1410
VEGETABLES & PREPARATIONS	NA	---	---	637	1141
FRESH	MT	0	15	0	9
VEGETABLES-FROZEN	MT	2	0	4	0
PULSES	MT	156	68	105	53
DRIED BEANS	MT	98	14	70	17
DRIED PEAS	MT	41	54	33	35
DRIED LENTILS	MT	17	0	3	0
CANNED	MT	110	158	96	172
HOPS-INC EXTRACT EQ	MT	0	13	0	96
FEEDS,FODDERS-EX OILCAKE	NA	---	---	110	18
CORN BYPRODUCTS	MT				
ALFALFA MEAL AND CUBES	MT				
OILSEEDS AND PRODUCTS	NA	---	---	8617	2154
OILCAKE AND MEAL	MT	33572	3789	7987	1077
SOYBEAN	MT	33572	3789	7987	1077
OILSEEDS	NA	---	---		
SOYBEANS	MT				
OILS AND WAXES-VEG	MT	416	842	528	1077
OILS-SOYA,COTTONSEED	MT	96	84	86	67
SOYBEAN	MT	96	81	86	61
COTTONSEED	MT	0	3	0	5
TOBACCO,UNMANUFACTURED	MT				
BURLEY	MT				
FLUE-CURED	MT				
COTTON-EX LINTERS	MT				
COTTON LINTERS	MT				
ESSENTIAL OILS	MT	8	9	32	92
SEEDS-FIELD AND GARDEN	NA	---	---	1453	1202
OTHER VEGETABLE PRODS	NA	---	---	1561	29570

TABLE 1--U.S. AGRICULTURAL EXPORTS: QUANTITY AND VALUE, COUNTRY BY COMMODITY GROUP, FISCAL YEARS 1980 AND 1981

COUNTRY AND COMMODITY GROUP	UNIT	QUANTITY 1980	QUANTITY 1981	VALUE 1980 $1,000	VALUE 1981 $1,000
513 KUWAIT					
TOTAL	---	---	---	39035	63085
ANIMALS & ANIMAL PRODUCTS	NA	---	---	5898	6671
ANIMALS-LIVE-EX POULTRY	NA	---	---		
CATTLE	MNO				
MEATS AND MEAT PRODUCTS	MT	362	284	1461	1586
MEATS-FRESH,FROZEN	MT	176	231	1152	1428
BEEF AND VEAL	MT	163	188	1113	1317
PORK	MT	0	10	0	36
VARIETY MEATS	MT	9	23	33	39
MEATS-PREP,PRES	MT	186	53	309	158
BEEF	MT	61	1	65	13
PORK	MT	18	14	32	35
POULTRY & POULTRY PRODS	NA	---	---	4234	4928
POULTRY-LIVE	NA	---	---	56	1
BABY CHICKS-BREEDER	MNO				
BABY CHICKS-EX BRDR	MNO	136	3	56	1
POULTRY MEATS	MT	2913	2972	3780	4342
POULTRY MEAT-FR,FRZ	MT	2909	2968	3776	4323
CHICKENS	MT	2554	2581	3236	3617
TURKEYS	MT	196	346	300	616
POULTRY MEATS-PREP	MT	4	4	4	19
EGGS	NA	---	---	399	585
DAIRY PRODUCTS	NA	---	---	162	89
EVAP & COND MILK	MT	0	2	0	2
NONFAT DRY MILK	MT				
BUTTER & ANHYDROUS	MT				
CHEESE	MT	2	5	8	20
FATS,OILS AND GREASES	MT	26	28	23	35
LARD	MT				
TALLOW-INEDIBLE	MT	6	0	4	0
HIDES AND SKINS	NA	---	---		
CATTLE HIDES	MNO				
CATTLE HIDES-WHOLE	MNO				
FURSKINS	NA	---	---		
OTHER ANIMAL PRODUCTS	NA	---	---	18	33
GRAINS AND PREPARATIONS	NA	---	---	9826	31525
WHEAT AND PRODUCTS	MT	30	114302	24	21595
WHEAT AND WHEAT FLOUR	MT	0	114248	0	21559
WHEAT	MT	0	114172	0	21548
WHEAT FLOUR-GR EQ	MT	0	76	0	11
BULGUR & ROLLED WHEAT	MT				
RICE	MT	14220	1522	6792	1034

GRAINS & PREP---CONTINUED

COMMODITY GROUP	UNIT	QUANTITY 1980	QUANTITY 1981	VALUE 1980 $1,000	VALUE 1981 $1,000
FEED GRAINS & PRODUCTS	MT	17041	50560	2638	8270
FEED GRAINS	MT	17038	50553	2636	8266
BARLEY	MT	0	50553	0	8266
CORN	MT	17038	0	2636	0
GRAIN SORGHUMS	MT				
OATS	MT				
BLENDED FOOD PRODUCTS	MT				
FRUITS AND PREPARATIONS	NA	---	---	1749	3913
FRESH	MT	784	3425	210	1661
CITRUS	MT	750	12	185	9
OTHER	MT	34	3413	25	1652
DRIED	MT	36	110	108	198
CANNED	MT	550	782	486	801
FRUIT JUICES	MLT	2235	2774	900	1178
NUTS AND PREPARATIONS	NA	---	---	1392	2249
VEGETABLES & PREPARATIONS	NA	---	---	6041	6034
FRESH	MT	16	0	9	0
VEGETABLES-FROZEN	MT	149	114	336	144
PULSES	MT	1612	273	1261	223
DRIED BEANS	MT	1301	155	1013	122
DRIED PEAS	MT	164	70	84	43
DRIED LENTILS	MT	147	48	164	59
CANNED	MT	1249	1712	995	1637
HOPS-INC EXTRACT EQ	MT				
FEEDS,FODDERS-EX OILCAKE	NA	---	---	45	429
CORN BYPRODUCTS	MT				
ALFALFA MEAL AND CUBES	MT				
OILSEEDS AND PRODUCTS	NA	---	---	10499	7281
OILCAKE AND MEAL	MT	14339	6223	3668	1805
SOYBEAN	MT	14339	6101	3668	1765
OILSEEDS	NA	---	---	2724	3260
SOYBEANS	MT	11567	11650	2722	3259
OILS AND WAXES-VEG	MT	3692	1990	4107	2179
OILS-SOYA,COTTONSEED	MT				
SOYBEAN	MT				
COTTONSEED	MT				
TOBACCO,UNMANUFACTURED	MT				
BURLEY	MT				
FLUE-CURED	MT				
COTTON-EX LINTERS	MT	8	1	15	2
COTTON LINTERS	MT				
ESSENTIAL OILS	MT	0	2	7	7
SEEDS-FIELD AND GARDEN	NA	---	---	589	735
OTHER VEGETABLE PRODS	NA	---	---	2973	4238

TABLE 1--U.S. AGRICULTURAL EXPORTS: QUANTITY AND VALUE, COUNTRY BY COMMODITY GROUP, FISCAL YEARS 1980 AND 1981

COUNTRY AND COMMODITY GROUP	UNIT	QUANTITY 1980	QUANTITY 1981	VALUE 1980 $1,000	VALUE 1981 $1,000
517 SAUDI ARABIA					
TOTAL	---	---	---	346279	491144
ANIMALS & ANIMAL PRODUCTS	NA	---	---	41246	51295
ANIMALS-LIVE,EX POULTRY	NA	---	---	0	794
CATTLE	MNO	0	0	0	775
MEATS AND MEAT PRODUCTS	MT	3055	5232	15514	27490
MEATS-FRESH,FROZEN	MT	2033	3666	11263	20190
BEEF AND VEAL	MT	1662	3163	9521	18000
PORK	MT	2	52	6	234
VARIETY MEATS	MT	254	356	1440	1485
MEATS-PREP,PRES	MT	1022	1566	4251	7299
BEEF	MT	506	717	2859	4216
PORK	MT	27	157	96	598
POULTRY & POULTRY PRODS	NA	---	---	21168	20033
POULTRY-LIVE	NA	---	---	7	0
BABY CHICKS-BREEDER	MNO	2	0	2	0
BABY CHICKS-EX BRDR	MNO				
POULTRY MEATS	MT	13673	9690	17224	14138
POULTRY MEAT-FR,FRZ	MT	13643	9537	17172	13847
CHICKENS	MT	12908	8223	15627	10807
TURKEYS	MT	373	1002	802	2281
POULTRY MEATS-PREP	MT	30	153	51	291
EGGS	NA	---	---	3937	5895
DAIRY PRODUCTS	NA	---	---	3241	1332
EVAP & COND MILK	MT	256	19	318	31
NONFAT DRY MILK	MT	6	9	6	16
BUTTER & ANHYDROUS	MT	55	13	72	34
CHEESE	MT	400	88	1654	297
FATS,OILS AND GREASES	MT	82	621	109	515
LARD	MT				
TALLOW-INEDIBLE	MT				
HIDES AND SKINS	NA	---	---	0	395
CATTLE HIDES	MNO				
CATTLE HIDES-WHOLE	MNO				
FURSKINS	NA	---	---	0	376
OTHER ANIMAL PRODUCTS	NA	---	---	1214	737
GRAINS AND PREPARATIONS	NA	---	---	185418	290133
WHEAT AND PRODUCTS	MT	372616	502555	75988	106384
WHEAT AND WHEAT FLOUR	MT	372114	501945	75708	105941
WHEAT	MT	136883	303451	22541	56627
WHEAT FLOUR-GR EQ	MT	235231	198494	53167	49314
BULGUR & ROLLED WHEAT	MT				
RICE	MT	170689	264596	94985	165233

GRAINS & PREP---CONTINUED

COMMODITY GROUP	UNIT	QUANTITY 1980	QUANTITY 1981	VALUE 1980 $1,000	VALUE 1981 $1,000
FEED GRAINS & PRODUCTS	MT	13453	37056	1690	5814
FEED GRAINS	MT	12598	36104	1389	5568
BARLEY	MT				
CORN	MT	12598	35469	1389	5503
GRAIN SORGHUMS	MT	0	130	0	13
OATS	MT	0	505	0	52
BLENDED FOOD PRODUCTS	MT	6	1909	2	931
FRUITS AND PREPARATIONS	NA	---	---	23846	32911
FRESH	MT	20776	33484	12961	20387
CITRUS	MT	1322	19	617	11
OTHER	MT	19454	33465	12344	20375
DRIED	MT	117	580	216	1166
CANNED	MT	3464	4343	3078	4029
FRUIT JUICES	MLT	14119	13914	6465	6326
NUTS AND PREPARATIONS	NA	---	---	7819	8527
VEGETABLES & PREPARATIONS	NA	---	---	29771	30754
FRESH	MT	1376	1639	668	1117
VEGETABLES-FROZEN	MT	1450	1786	1618	2006
PULSES	MT	2761	1238	1633	835
DRIED BEANS	MT	2000	510	1150	382
DRIED PEAS	MT	641	642	377	368
DRIED LENTILS	MT	120	86	106	85
CANNED	MT	8769	7732	7884	6639
HOPS-INC EXTRACT EQ	MT				
FEEDS,FODDERS-EX OILCAKE	NA	---	---	1877	4109
CORN BYPRODUCTS	MT	0	6	0	1
ALFALFA MEAL AND CUBES	MT	492	619	63	119
OILSEEDS AND PRODUCTS	NA	---	---	31285	40976
OILCAKE AND MEAL	MT	42513	57022	10595	17227
SOYBEAN	MT	41288	51374	10256	15550
OILSEEDS	NA	---	---	183	26
SOYBEANS	MT				
OILS AND WAXES-VEG	MT	12857	13653	20502	23671
OILS-SOYA,COTTONSEED	MT	219	540	208	577
SOYBEAN	MT	205	540	197	577
COTTONSEED	MT	14	0	11	0
TOBACCO,UNMANUFACTURED	MT				
BURLEY	MT				
FLUE-CURED	MT				
COTTON-EX LINTERS	MT				
COTTON LINTERS	MT	2	0	6	2
ESSENTIAL OILS	MT	17	3	60	13
SEEDS-FIELD AND GARDEN	NA	---	---	2278	3228
OTHER VEGETABLE PRODS	NA	---	---	22673	29197

TABLE 1--U.S. AGRICULTURAL EXPORTS: QUANTITY AND VALUE, COUNTRY BY COMMODITY GROUP, FISCAL YEARS 1980 AND 1981

COUNTRY AND COMMODITY GROUP	UNIT	QUANTITY 1980	QUANTITY 1981	VALUE 1980 $1,000	VALUE 1981 $1,000
518 QATAR					
TOTAL	---	---	---	5652	3718
ANIMALS & ANIMAL PRODUCTS	NA	---	---	218	447
ANIMALS-LIVE,EX POULTRY	NA	---	---		
CATTLE	NNO				
MEATS AND MEAT PRODUCTS	MT	17	12	84	87
MEATS-FRESH,FROZEN	MT	13	8	75	69
BEEF AND VEAL	MT	4	4	43	56
PORK	MT	9	0	30	0
VARIETY MEATS	MT	0	4	0	11
MEATS-PREP,PRES	MT	4	4	9	18
BEEF	MT	0	2	0	9
PORK	MT	9	1	0	5
POULTRY & POULTRY PRODS	NA	---	---	120	309
POULTRY-LIVE	NA	---	---		
BABY CHICKS-BREEDER	NNO				
BABY CHICKS-EX BRDR	NNO				
POULTRY MEATS	MT	61	83	101	171
POULTRY MEAT-FR,FRZ	MT	61	75	100	152
CHICKENS	MT	24	39	38	62
TURKEYS	MT	13	36	22	89
POULTRY MEATS-PREP	MT	0	8	1	19
EGGS	NA	---	---	20	136
DAIRY PRODUCTS	NA	---	---	10	32
EVAP & COND MILK	MT	3	3	3	4
NONFAT DRY MILK	MT				
BUTTER & ANHYDROUS	MT				
CHEESE	MT	0	5	2	13
FATS,OILS AND GREASES	MT	0	5	0	7
LARD	MT				
TALLOW-INEDIBLE	MT				
HIDES AND SKINS	NA	---	---		
CATTLE HIDES	NNO				
CATTLE HIDES-WHOLE	NNO				
FURSKINS	NA	---	---		
OTHER ANIMAL PRODUCTS	NA	---	---	4	13
GRAINS AND PREPARATIONS	NA	---	---	2704	283
WHEAT AND PRODUCTS	MT	283	154	51	49
WHEAT AND WHEAT FLOUR	MT	266	97	47	28
WHEAT	MT	3	0	1	0
WHEAT FLOUR-GR EQ	MT	263	97	46	28
BULGUR & ROLLED WHEAT	MT	16	0	2	0
RICE	MT	6143	158	2479	129

GRAINS & PREP---CONTINUED

COMMODITY GROUP	UNIT	QUANTITY 1980	QUANTITY 1981	VALUE 1980 $1,000	VALUE 1981 $1,000
FEED GRAINS & PRODUCTS	MT	18	0	28	0
FEED GRAINS	MT				
BARLEY	MT				
CORN	MT				
GRAIN SORGHUMS	MT				
OATS	MT				
BLENDED FOOD PRODUCTS	MT				
FRUITS AND PREPARATIONS	NA	---	---	214	408
FRESH	MT	16	9	17	6
CITRUS	MT	16	9	17	6
OTHER	MT				
DRIED	MT	0	17	0	37
CANNED	MT	76	105	63	119
FRUIT JUICES	MLT	192	444	98	247
NUTS AND PREPARATIONS	NA	---	---	216	298
VEGETABLES & PREPARATIONS	NA	---	---	719	965
FRESH	MT				
VEGETABLES-FROZEN	MT	10	13	11	13
PULSES	MT	88	0	80	0
DRIED BEANS	MT	88	0	80	0
DRIED PEAS	MT				
DRIED LENTILS	MT				
CANNED	MT	125	213	94	222
HOPS-INC EXTRACT EQ	MT				
FEEDS,FODDERS-EX OILCAKE	NA	---	---	13	40
CORN BYPRODUCTS	MT				
ALFALFA MEAL AND CUBES	MT				
OILSEEDS AND PRODUCTS	NA	---	---	663	381
OILCAKE AND MEAL	MT	0	18	0	5
SOYBEAN	MT				
OILSEEDS	NA	---	---	338	0
SOYBEANS	MT				
OILS AND WAXES-VEG	MT	175	202	324	376
OILS-SOYA,COTTONSEED	MT				
SOYBEAN	MT				
COTTONSEED	MT				
TOBACCO,UNMANUFACTURED	MT				
BURLEY	MT				
FLUE-CURED	MT				
COTTON-EX LINTERS	MT				
COTTON LINTERS	MT				
ESSENTIAL OILS	MT	16	0	36	0
SEEDS-FIELD AND GARDEN	NA	---	---	188	212
OTHER VEGETABLE PRODS	NA	---	---	682	694

TABLE 1--U.S. AGRICULTURAL EXPORTS: QUANTITY AND VALUE, COUNTRY BY COMMODITY GROUP, FISCAL YEARS 1980 AND 1981

COUNTRY AND COMMODITY GROUP	UNIT	QUANTITY 1980	QUANTITY 1981	VALUE 1980 $1,000	VALUE 1981 $1,000
520 UNITED ARAB EMIRATES					
TOTAL	---	---	---	89452	80185
ANIMALS & ANIMAL PRODUCTS	NA	---	---	4834	14390
ANIMALS-LIVE,EX POULTRY	NA	---	---		
CATTLE	MNO				
MEATS AND MEAT PRODUCTS	MT	533	343	2468	1838
MEATS-FRESH,FROZEN	MT	332	288	1779	1679
BEEF AND VEAL	MT	211	250	1348	1517
PORK	MT	76	6	204	27
VARIETY MEATS	MT	39	11	189	60
MEATS-PREP,PRES	MT	201	55	590	159
BEEF	MT	22	6	36	32
PORK	MT	55	16	211	62
POULTRY & POULTRY PRODS	NA	---	---	1712	11426
POULTRY-LIVE	NA	---	---		
BABY CHICKS-BREEDER	MNO				
BABY CHICKS-EX BRDR	MNO				
POULTRY MEATS	MT	512	593	1027	1359
POULTRY MEAT-FR,FRZ	MT	494	572	972	1321
CHICKENS	MT	264	402	480	917
TURKEYS	MT	136	131	302	299
POULTRY MEATS-PREP	MT	18	21	55	38
EGGS	NA	---	---	684	10066
DAIRY PRODUCTS	NA	---	---	549	735
EVAP & COND MILK	MT	5	0	11	0
NONFAT DRY MILK	MT	52	0	28	0
BUTTER & ANHYDROUS	MT	0	0	1	0
CHEESE	MT	78	209	306	474
FATS,OILS AND GREASES	MT	63	66	54	78
LARD	MT				
TALLOW-INEDIBLE	MT				
HIDES AND SKINS	NA	---	---		
CATTLE HIDES	MNO				
CATTLE HIDES-WHOLE	MNO				
FURSKINS	NA	---	---		
OTHER ANIMAL PRODUCTS	NA	---	---	52	312
GRAINS AND PREPARATIONS	NA	---	---	58001	29983
WHEAT AND PRODUCTS	MT	4245	2492	922	599
WHEAT AND WHEAT FLOUR	MT	4207	2432	895	551
WHEAT	MT				
WHEAT FLOUR-GR EQ	MT	4207	2432	895	551
BULGUR & ROLLED WHEAT	MT				
RICE	MT	122788	51785	55105	27344
GRAINS & PREP---CONTINUED					
FEED GRAINS & PRODUCTS	MT	1573	7969	519	1390
FEED GRAINS	MT				
BARLEY	MT				
CORN	MT				
GRAIN SORGHUMS	MT				
OATS	MT				
BLENDED FOOD PRODUCTS	MT				
FRUITS AND PREPARATIONS	NA	---	---	7664	12957
FRESH	MT	8635	20364	4387	10532
CITRUS	MT	1971	2337	472	1352
OTHER	MT	6664	18027	3915	9180
DRIED	MT	34	142	46	261
CANNED	MT	623	331	611	340
FRUIT JUICES	MLT	4605	3854	2371	1740
NUTS AND PREPARATIONS	NA	---	---	3057	3101
VEGETABLES & PREPARATIONS	NA	---	---	5742	6785
FRESH	MT	74	109	57	72
VEGETABLES-FROZEN	MT	447	428	469	533
PULSES	MT	954	597	580	380
DRIED BEANS	MT	320	247	202	162
DRIED PEAS	MT	628	350	370	218
DRIED LENTILS	MT	6	0	8	0
CANNED	MT	1537	2290	1489	2165
HOPS-INC EXTRACT EQ	MT				
FEEDS,FODDERS-EX OILCAKE	NA	---	---	198	291
CORN BYPRODUCTS	MT				
ALFALFA MEAL AND CUBES	MT				
OILSEEDS AND PRODUCTS	NA	---	---	5709	7607
OILCAKE AND MEAL	MT	127	2478	45	682
SOYBEAN	MT	0	2478	0	682
OILSEEDS	NA	---	---	17	3
SOYBEANS	MT				
OILS AND WAXES-VEG	MT	3635	4754	5647	6529
OILS-SOYA,COTTONSEED	MT	12	54	12	75
SOYBEAN	MT	12	54	12	75
COTTONSEED	MT				
TOBACCO,UNMANUFACTURED	MT				
BURLEY	MT				
FLUE-CURED	MT				
COTTON-EX LINTERS	MT				
COTTON LINTERS	MT				
ESSENTIAL OILS	MT	37	12	71	18
SEEDS-FIELD AND GARDEN	NA	---	---	513	888
OTHER VEGETABLE PRODS	NA	---	---	3663	4166

TABLE 1--U.S. AGRICULTURAL EXPORTS: QUANTITY AND VALUE, COUNTRY BY COMMODITY GROUP, FISCAL YEARS 1980 AND 1981

COUNTRY AND COMMODITY GROUP	UNIT	QUANTITY 1980	QUANTITY 1981	VALUE 1980 $1,000	VALUE 1981 $1,000
521 YEMEN (SANA)					
TOTAL	---	---	---	8292	16283
ANIMALS & ANIMAL PRODUCTS	NA	---	---	173	0
ANIMALS-LIVE,EX POULTRY	NA	---	---		
CATTLE	MNO				
MEATS AND MEAT PRODUCTS	MT	20	0	26	0
MEATS-FRESH,FROZEN	MT				
BEEF AND VEAL	MT				
PORK	MT				
VARIETY MEATS	MT				
MEATS-PREP,PRES	MT	20	0	26	0
BEEF	MT	6	0	11	0
PORK	MT				
POULTRY & POULTRY PRODS	NA	---	---	147	0
POULTRY-LIVE	NA	---	---		
BABY CHICKS-BREEDER	MNO				
BABY CHICKS-EX BRDR	MNO				
POULTRY MEATS	MT				
POULTRY MEAT-FR,FRZ	MT				
CHICKENS	MT				
TURKEYS	MT				
POULTRY MEATS-PREP	MT				
EGGS	NA	---	---	147	0
DAIRY PRODUCTS	NA	---	---		
EVAP & COND MILK	MT				
NONFAT DRY MILK	MT				
BUTTER & ANHYDROUS	MT				
CHEESE	MT				
FATS,OILS AND GREASES	MT				
LARD	MT				
TALLOW-INEDIBLE	MT				
HIDES AND SKINS	NA	---	---		
CATTLE HIDES	MNO				
CATTLE HIDES-WHOLE	MNO				
FURSKINS	NA	---	---		
OTHER ANIMAL PRODUCTS	NA	---	---		
GRAINS AND PREPARATIONS	NA	---	---	7542	151[illegible]
WHEAT AND PRODUCTS	MT	2888	499	544	95
WHEAT AND WHEAT FLOUR	MT	2888	499	544	95
WHEAT	MT				
WHEAT FLOUR-GR EQ	MT	2888	499	544	95
BULGUR & ROLLED WHEAT	MT				
RICE	MT	14261	28478	6703	14747
GRAINS & PREP---CONTINUED					
FEED GRAINS & PRODUCTS	MT				
FEED GRAINS	MT				
BARLEY	MT				
CORN	MT				
GRAIN SORGHUMS	MT				
OATS	MT				
BLENDED FOOD PRODUCTS	MT	5	0	4	0
FRUITS AND PREPARATIONS	NA	---	---	0	684
FRESH	MT	0	1352	0	684
CITRUS	MT				
OTHER	MT	0	1352	0	684
DRIED	MT				
CANNED	MT				
FRUIT JUICES	MLT				
NUTS AND PREPARATIONS	NA	---	---	43	1
VEGETABLES & PREPARATIONS	NA	---	---	50	0
FRESH	MT				
VEGETABLES-FROZEN	MT				
PULSES	MT				
DRIED BEANS	MT				
DRIED PEAS	MT				
DRIED LENTILS	MT				
CANNED	MT	29	0	29	0
HOPS-INC EXTRACT EQ	MT				
FEEDS,FODDERS-EX OILCAKE	NA	---	---	254	0
CORN BYPRODUCTS	MT				
ALFALFA MEAL AND CUBES	MT				
OILSEEDS AND PRODUCTS	NA	---	---	136	177
OILCAKE AND MEAL	MT	330	336	86	87
SOYBEAN	MT	330	336	86	87
OILSEEDS	NA	---	---		
SOYBEANS	MT				
OILS AND WAXES-VEG	MT	60	101	50	90
OILS-SOYA,COTTONSEED	MT	60	100	50	88
SOYBEAN	MT	60	100	50	88
COTTONSEED	MT				
TOBACCO,UNMANUFACTURED	MT				
BURLEY	MT				
FLUE-CURED	MT				
COTTON-EX LINTERS	MT				
COTTON LINTERS	MT				
ESSENTIAL OILS	MT	0	0	5	0
SEEDS-FIELD AND GARDEN	NA	---	---	34	47
OTHER VEGETABLE PRODS	NA	---	---	54	186

TABLE 1--U.S. AGRICULTURAL EXPORTS: QUANTITY AND VALUE, COUNTRY BY COMMODITY GROUP, FISCAL YEARS 1980 AND 1981

COUNTRY AND COMMODITY GROUP	UNIT	QUANTITY 1980	QUANTITY 1981	VALUE 1980 $1,000	VALUE 1981 $1,000
522 YEMEN (ADEN)					
TOTAL	---	---	---	871	1560
ANIMALS & ANIMAL PRODUCTS	NA	---	---		
ANIMALS-LIVE,EX POULTRY	NA	---	---		
CATTLE	MNO				
MEATS AND MEAT PRODUCTS	MT				
MEATS-FRESH,FROZEN	MT				
BEEF AND VEAL	MT				
PORK	MT				
VARIETY MEATS	MT				
MEATS-PREP,PRES	MT				
BEEF	MT				
PORK	MT				
POULTRY & POULTRY PRODS	NA	---	---		
POULTRY-LIVE	NA	---	---		
BABY CHICKS-BREEDER	MNO				
BABY CHICKS-EX BROR	MNO				
POULTRY MEATS	MT				
POULTRY MEAT-FR,FRZ	MT				
CHICKENS	MT				
TURKEYS	MT				
POULTRY MEATS-PREP	MT				
EGGS	NA	---	---		
DAIRY PRODUCTS	NA	---	---		
EVAP & COND MILK	MT				
NONFAT DRY MILK	MT				
BUTTER & ANHYDROUS	MT				
CHEESE	MT				
FATS,OILS AND GREASES	MT				
LARD	MT				
TALLOW-INEDIBLE	MT				
HIDES AND SKINS	NA	---	---		
CATTLE HIDES	MNO				
CATTLE HIDES-WHOLE	MNO				
FURSKINS	NA	---	---		
OTHER ANIMAL PRODUCTS	NA	---	---		
GRAINS AND PREPARATIONS	NA	---	---	260	303
WHEAT AND PRODUCTS	MT	405	717	77	140
WHEAT AND WHEAT FLOUR	MT	405	717	77	140
WHEAT	MT				
WHEAT FLOUR-GR EQ	MT	405	717	77	140
BULGUR & ROLLED WHEAT	MT				
RICE	MT	351	272	173	132
GRAINS & PREP---CONTINUED					
FEED GRAINS & PRODUCTS	MT				
FEED GRAINS	MT				
BARLEY	MT				
CORN	MT				
GRAIN SORGHUMS	MT				
OATS	MT				
BLENDED FOOD PRODUCTS	MT				
FRUITS AND PREPARATIONS	NA	---	---		
FRESH	MT				
CITRUS	MT				
OTHER	MT				
DRIED	MT				
CANNED	MT				
FRUIT JUICES	MLT				
NUTS AND PREPARATIONS	NA	---	---		
VEGETABLES & PREPARATIONS	NA	---	---		
FRESH	MT				
VEGETABLES-FROZEN	MT				
PULSES	MT				
DRIED BEANS	MT				
DRIED PEAS	MT				
DRIED LENTILS	MT				
CANNED	MT				
HOPS-INC EXTRACT EQ	MT				
FEEDS,FODDERS-EX OILCAKE	NA	---	---	158	0
CORN BYPRODUCTS	MT				
ALFALFA MEAL AND CUBES	MT				
OILSEEDS AND PRODUCTS	NA	---	---		
OILCAKE AND MEAL	MT				
SOYBEAN	MT				
OILSEEDS	NA	---	---		
SOYBEANS	MT				
OILS AND WAXES-VEG	MT				
OILS-SOYA,COTTONSEED	MT				
SOYBEAN	MT				
COTTONSEED	MT				
TOBACCO,UNMANUFACTURED	MT	100	242	431	1062
BURLEY	MT				
FLUE-CURED	MT	50	170	193	860
COTTON-EX LINTERS	MT				
COTTON LINTERS	MT				
ESSENTIAL OILS	MT				
SEEDS-FIELD AND GARDEN	NA	---	---	16	41
OTHER VEGETABLE PRODS	NA	---	---	6	154

TABLE 1--U.S. AGRICULTURAL EXPORTS: QUANTITY AND VALUE, COUNTRY BY COMMODITY GROUP, FISCAL YEARS 1980 AND 1981

COUNTRY AND COMMODITY GROUP	UNIT	QUANTITY 1980	QUANTITY 1981	VALUE 1980 $1,000	VALUE 1981 $1,000
523 OMAN					
TOTAL	---	---	---	3961	7185
ANIMALS & ANIMAL PRODUCTS	NA	---	---	183	571
ANIMALS-LIVE,EX POULTRY	NA	---	---		
CATTLE	MNO				
MEATS AND MEAT PRODUCTS	MT	27	37	99	163
MEATS-FRESH,FROZEN	MT	21	30	89	154
BEEF AND VEAL	MT	17	29	82	152
PORK	MT	4	1	5	2
VARIETY MEATS	MT				
MEATS-PREP,PRES	MT	6	7	10	9
BEEF	MT	4	5	6	7
PORK	MT				
POULTRY & POULTRY PRODS	NA	---	---	84	35
POULTRY-LIVE	NA	---	---		
BABY CHICKS-BREEDER	MNO				
BABY CHICKS-EX BRDR	MNO				
POULTRY MEATS	MT	46	11	84	35
POULTRY MEAT-FR,FRZ	MT	46	10	84	33
CHICKENS	MT	12	0	32	0
TURKEYS	MT	21	10	31	33
POULTRY MEATS-PREP	MT	0	1	0	1
EGGS	NA	---	---		
DAIRY PRODUCTS	NA	---	---	0	352
EVAP & COND MILK	MT	0	15	0	22
NONFAT DRY MILK	MT				
BUTTER & ANHYDROUS	MT				
CHEESE	MT	0	49	0	196
FATS,OILS AND GREASES	MT	0	16	0	18
LARD	MT				
TALLOW-INEDIBLE	MT				
HIDES AND SKINS	NA	---	---		
CATTLE HIDES	MNO				
CATTLE HIDES-WHOLE	MNO				
FURSKINS	NA	---	---		
OTHER ANIMAL PRODUCTS	NA	---	---	0	3
GRAINS AND PREPARATIONS	NA	---	---	1862	2456
WHEAT AND PRODUCTS	MT	5268	4971	986	1021
WHEAT AND WHEAT FLOUR	MT	5250	4937	973	995
WHEAT	MT	5250	4937	973	995
WHEAT FLOUR-GR EQ	MT				
BULGUR & ROLLED WHEAT	MT				
RICE	MT	88	122	65	97
GRAINS & PREP---CONTINUED					
FEED GRAINS & PRODUCTS	MT	6096	6650	765	1187
FEED GRAINS	MT	5969	5876	733	992
BARLEY	MT				
CORN	MT	5969	5876	733	992
GRAIN SORGHUMS	MT				
OATS	MT				
BLENDED FOOD PRODUCTS	MT				
FRUITS AND PREPARATIONS	NA	---	---	311	611
FRESH	MT	36	37	21	32
CITRUS	MT	36	37	21	32
OTHER	MT				
DRIED	MT	2	3	4	5
CANNED	MT	41	175	35	138
FRUIT JUICES	MLT	478	832	247	424
NUTS AND PREPARATIONS	NA	---	---	125	341
VEGETABLES & PREPARATIONS	NA	---	---	728	1569
FRESH	MT	8	9	3	10
VEGETABLES-FROZEN	MT	22	4	23	4
PULSES	MT	299	302	162	189
DRIED BEANS	MT	280	136	144	87
DRIED PEAS	MT	2	166	2	102
DRIED LENTILS	MT	17	0	17	0
CANNED	MT	278	794	216	676
HOPS-INC EXTRACT EQ	MT				
FEEDS,FODDERS-EX OILCAKE	NA	---	---	0	8
CORN BYPRODUCTS	MT				
ALFALFA MEAL AND CUBES	MT				
OILSEEDS AND PRODUCTS	NA	---	---	125	106
OILCAKE AND MEAL	MT				
SOYBEAN	MT				
OILSEEDS	NA	---	---	3	8
SOYBEANS	MT	5	0	3	0
OILS AND WAXES-VEG	MT	96	96	122	92
OILS-SOYA,COTTONSEED	MT				
SOYBEAN	MT				
COTTONSEED	MT				
TOBACCO,UNMANUFACTURED	MT				
BURLEY	MT				
FLUE-CURED	MT				
COTTON-EX LINTERS	MT				
COTTON LINTERS	MT				
ESSENTIAL OILS	MT				
SEEDS-FIELD AND GARDEN	NA	---	---	90	184
OTHER VEGETABLE PRODS	NA	---	---	537	1339

TABLE 1--U.S. AGRICULTURAL EXPORTS: QUANTITY AND VALUE, COUNTRY BY COMMODITY GROUP, FISCAL YEARS 1980 AND 1981

COUNTRY AND COMMODITY GROUP	UNIT	QUANTITY 1980	QUANTITY 1981	VALUE 1980 $1,000	VALUE 1981 $1,000
525 BAHRAIN					
TOTAL	---	---	---	6972	9153
ANIMALS & ANIMAL PRODUCTS	NA	---	---	1175	2064
ANIMALS-LIVE,EX POULTRY	NA	---	---		
CATTLE	MNO				
MEATS AND MEAT PRODUCTS	MT	88	213	371	789
MEATS-FRESH,FROZEN	MT	68	110	308	532
BEEF AND VEAL	MT	26	76	196	459
PORK	MT	38	11	79	31
VARIETY MEATS	MT	4	22	32	40
MEATS-PREP,PRES	MT	20	103	63	257
BEEF	MT	0	2	0	4
PORK	MT	10	12	30	42
POULTRY & POULTRY PRODS	NA	---	---	605	1008
POULTRY-LIVE	NA	---	---		
BABY CHICKS-BREEDER	MNO				
BABY CHICKS-EX BRDR	MNO				
POULTRY MEATS	MT	351	445	605	1008
POULTRY MEAT-FR,FRZ	MT	351	444	605	1001
CHICKENS	MT	305	380	548	885
TURKEYS	MT	4	24	9	65
POULTRY MEATS-PREP	MT	0	1	0	7
EGGS	NA	---	---		
DAIRY PRODUCTS	NA	---	---	198	265
EVAP & COND MILK	MT	2	0	2	1
NONFAT DRY MILK	MT				
BUTTER & ANHYDROUS	MT				
CHEESE	MT	52	52	178	173
FATS,OILS AND GREASES	MT	0	4	0	2
LARD	MT				
TALLOW-INEDIBLE	MT				
HIDES AND SKINS	NA	---	---		
CATTLE HIDES	MNO				
CATTLE HIDES-WHOLE	MNO				
FURSKINS	NA	---	---		
OTHER ANIMAL PRODUCTS	NA	---	---	1	0
GRAINS AND PREPARATIONS	NA	---	---	497	707
WHEAT AND PRODUCTS	MT	52	224	19	45
WHEAT AND WHEAT FLOUR	MT	45	217	14	39
WHEAT	MT				
WHEAT FLOUR-GR EQ	MT	45	217	14	39
BULGUR & ROLLED WHEAT	MT				
RICE	MT	202	239	155	177
GRAINS & PREP---CONTINUED					
FEED GRAINS & PRODUCTS	MT	409	667	83	175
FEED GRAINS	MT				
BARLEY	MT				
CORN	MT				
GRAIN SORGHUMS	MT				
OATS	MT				
BLENDED FOOD PRODUCTS	MT	2	18	2	9
FRUITS AND PREPARATIONS	NA	---	---	661	867
FRESH	MT	2	2	1	3
CITRUS	MT	0	2	0	3
OTHER	MT	2	0	1	0
DRIED	MT	4	25	8	45
CANNED	MT	185	133	160	117
FRUIT JUICES	MLT	756	1214	438	658
NUTS AND PREPARATIONS	NA	---	---	525	673
VEGETABLES & PREPARATIONS	NA	---	---	1538	1878
FRESH	MT	10	4	13	4
VEGETABLES-FROZEN	MT	128	125	119	139
PULSES	MT	283	254	205	204
DRIED BEANS	MT	44	53	39	42
DRIED PEAS	MT	228	172	161	134
DRIED LENTILS	MT	19	29	14	27
CANNED	MT	473	406	385	382
HOPS-INC EXTRACT EQ	MT				
FEEDS,FODDERS-EX OILCAKE	NA	---	---	1182	1357
CORN BYPRODUCTS	MT				
ALFALFA MEAL AND CUBES	MT				
OILSEEDS AND PRODUCTS	NA	---	---	604	511
OILCAKE AND MEAL	MT	0	145	0	13
SOYBEAN	MT				
OILSEEDS	NA	---	---	1	2
SOYBEANS	MT				
OILS AND WAXES-VEG	MT	360	299	603	496
OILS-SOYA,COTTONSEED	MT	0	16	0	18
SOYBEAN	MT	0	16	0	18
COTTONSEED	MT				
TOBACCO,UNMANUFACTURED	MT	0	1	0	9
BURLEY	MT				
FLUE-CURED	MT				
COTTON-EX LINTERS	MT				
COTTON LINTERS	MT	40	0	24	0
ESSENTIAL OILS	MT	0	0	8	0
SEEDS-FIELD AND GARDEN	NA	---	---	19	56
OTHER VEGETABLE PRODS	NA	---	---	739	1030

TABLE 1--U.S. AGRICULTURAL EXPORTS: QUANTITY AND VALUE, COUNTRY BY COMMODITY GROUP, FISCAL YEARS 1980 AND 1981

COUNTRY AND COMMODITY GROUP	UNIT	QUANTITY 1980	QUANTITY 1981	VALUE 1980 $1,000	VALUE 1981 $1,000
533 INDIA					
TOTAL	---	---	---	367328	324029
ANIMALS & ANIMAL PRODUCTS	NA	---	---	6217	21580
ANIMALS-LIVE,EX POULTRY	NA	---	---	175	26
CATTLE	MNO				
MEATS AND MEAT PRODUCTS	MT	0	1	0	2
MEATS-FRESH,FROZEN	MT				
BEEF AND VEAL	MT				
PORK	MT				
VARIETY MEATS	MT				
MEATS-PREP,PRES	MT	0	1	0	2
BEEF	MT				
PORK	MT				
POULTRY & POULTRY PRODS	NA	---	---	173	300
POULTRY-LIVE	NA	---	---	162	292
BABY CHICKS-BREEDER	MNO	79	47	162	292
BABY CHICKS-EX BRDR	MNO				
POULTRY MEATS	MT				
POULTRY MEAT-FR,FRZ	MT				
CHICKENS	MT				
TURKEYS	MT				
POULTRY MEATS-PREP	MT				
EGGS	NA	---	---	10	8
DAIRY PRODUCTS	NA	---	---	1901	1907
EVAP & COND MILK	MT	2	0	3	0
NONFAT DRY MILK	MT	5397	4842	1847	1876
BUTTER & ANHYDROUS	MT				
CHEESE	MT	1	1	3	4
FATS,OILS AND GREASES	MT	7045	37362	3332	17747
LARD	MT				
TALLOW-INEDIBLE	MT	7038	37358	3310	17740
HIDES AND SKINS	NA	---	---	166	103
CATTLE HIDES	MNO	5	3	166	102
CATTLE HIDES-WHOLE	MNO	5	3	166	102
FURSKINS	NA	---	---		
OTHER ANIMAL PRODUCTS	NA	---	---	471	1496
GRAINS AND PREPARATIONS	NA	---	---	80109	187630
WHEAT AND PRODUCTS	MT	314792	948234	65364	169046
WHEAT AND WHEAT FLOUR	MT	35952	606299	5964	102570
WHEAT	MT	24363	592908	3773	100523
WHEAT FLOUR-GR EQ	MT	11589	13391	2191	2047
BULGUR & ROLLED WHEAT	MT	278840	341935	59400	66476
RICE	MT	61	58	29	24

GRAINS & PREP---CONTINUED

COMMODITY GROUP	UNIT	QUANTITY 1980	QUANTITY 1981	VALUE 1980 $1,000	VALUE 1981 $1,000
FEED GRAINS & PRODUCTS	MT	13842	19948	3272	3566
FEED GRAINS	MT	13842	19948	3272	3566
BARLEY	MT				
CORN	MT	13842	19948	3272	3566
GRAIN SORGHUMS	MT				
OATS	MT				
BLENDED FOOD PRODUCTS	MT	35171	38504	11419	14948
FRUITS AND PREPARATIONS	NA	---	---	73	51
FRESH	MT	0	4	0	29
CITRUS	MT				
OTHER	MT	0	4	0	29
DRIED	MT	32	4	62	7
CANNED	MT	3	0	3	0
FRUIT JUICES	MLT	16	34	5	15
NUTS AND PREPARATIONS	NA	---	---	2281	5303
VEGETABLES & PREPARATIONS	NA	---	---	642	4621
FRESH	MT				
VEGETABLES-FROZEN	MT				
PULSES	MT	756	12405	256	4301
DRIED BEANS	MT	88	53	32	19
DRIED PEAS	MT	668	12352	225	4282
DRIED LENTILS	MT				
CANNED	MT	131	2	212	3
HOPS-INC EXTRACT EQ	MT	0	2	0	7
FEEDS,FODDERS-EX OILCAKE	NA	---	---	89	178
CORN BYPRODUCTS	MT				
ALFALFA MEAL AND CUBES	MT				
OILSEEDS AND PRODUCTS	NA	---	---	276894	69919
OILCAKE AND MEAL	MT	180	0	82	0
SOYBEAN	MT				
OILSEEDS	NA	---	---		
SOYBEANS	MT				
OILS AND WAXES-VEG	MT	429886	93176	276812	69913
OILS-SOYA,COTTONSEED	MT	427668	89030	275395	67145
SOYBEAN	MT	427668	61815	275395	48072
COTTONSEED	MT	0	27215	0	19074
TOBACCO,UNMANUFACTURED	MT	6	22	44	164
BURLEY	MT	0	10	0	78
FLUE-CURED	MT	6	12	44	85
COTTON-EX LINTERS	MT	0	56	0	78
COTTON LINTERS	MT				
ESSENTIAL OILS	MT	82	145	223	283
SEEDS-FIELD AND GARDEN	NA	---	---	0	17
OTHER VEGETABLE PRODS	NA	---	---	757	34206

TABLE 1--U.S. AGRICULTURAL EXPORTS: QUANTITY AND VALUE, COUNTRY BY COMMODITY GROUP, FISCAL YEARS 1980 AND 1981

COUNTRY AND COMMODITY GROUP	UNIT	QUANTITY 1980	QUANTITY 1981	VALUE 1980 $1,000	VALUE 1981 $1,000
535 PAKISTAN					
TOTAL	---	---	---	161301	147032
ANIMALS & ANIMAL PRODUCTS	NA	---	---	34429	43285
ANIMALS-LIVE,EX POULTRY	NA	---	---		
CATTLE	HND				
MEATS AND MEAT PRODUCTS	MT	8	10	12	28
MEATS-FRESH,FROZEN	MT	0	1	0	5
BEEF AND VEAL	MT				
PORK	MT	0	1	0	5
VARIETY MEATS	MT				
MEATS-PREP,PRES	MT	4	9	12	24
BEEF	MT	0	2	0	4
PORK	MT	4	5	12	18
POULTRY & POULTRY PRODS	NA	---	---	280	694
POULTRY-LIVE	NA	---	---	277	694
BABY CHICKS-BREEDER	HND	121	269	277	693
BABY CHICKS-EX BRDR	HND	0	0	0	1
POULTRY MEATS	MT	0	0	2	3
POULTRY MEAT-FR,FRZ	MT				
CHICKENS	MT				
TURKEYS	MT				
POULTRY MEATS-PREP	MT	0	0	2	0
EGGS	NA	---	---	1	0
DAIRY PRODUCTS	NA	---	---	685	2517
EVAP & COND MILK	MT				
NONFAT DRY MILK	MT	897	6242	318	2469
BUTTER & ANHYDROUS	MT				
CHEESE	MT	1	0	3	0
FATS,OILS AND GREASES	MT	67966	85541	33255	39215
LARD	MT				
TALLOW-INEDIBLE	MT	67964	81866	33252	37445
HIDES AND SKINS	NA	---	---	170	39
CATTLE HIDES	HND	4	0	148	0
CATTLE HIDES-WHOLE	HND	4	0	148	0
FURSKINS	NA	---	---		
OTHER ANIMAL PRODUCTS	NA	---	---	27	793
GRAINS AND PREPARATIONS	NA	---	---	33450	30200
WHEAT AND PRODUCTS	MT	205101	182440	33375	30098
WHEAT AND WHEAT FLOUR	MT	205101	182436	33375	30094
WHEAT	MT	205101	182436	33375	30094
WHEAT FLOUR-GR EQ	MT				
BULGUR & ROLLED WHEAT	MT				
RICE	MT	2	2	1	2

GRAINS & PREP---CONTINUED

COMMODITY GROUP	UNIT	QUANTITY 1980	QUANTITY 1981	VALUE 1980 $1,000	VALUE 1981 $1,000
FEED GRAINS & PRODUCTS	MT	0	48	0	39
FEED GRAINS	MT				
BARLEY	MT				
CORN	MT				
GRAIN SORGHUMS	MT				
OATS	MT				
BLENDED FOOD PRODUCTS	MT				
FRUITS AND PREPARATIONS	NA	---	---	21	5
FRESH	MT				
CITRUS	MT				
OTHER	MT				
DRIED	MT				
CANNED	MT	17	2	10	2
FRUIT JUICES	MLT	18	10	12	3
NUTS AND PREPARATIONS	NA	---	---	49	23
VEGETABLES & PREPARATIONS	NA	---	---	31	105
FRESH	MT				
VEGETABLES-FROZEN	MT				
PULSES	MT	12	55	10	47
DRIED BEANS	MT	12	0	10	0
DRIED PEAS	MT	0	55	0	47
DRIED LENTILS	MT				
CANNED	MT	5	4	5	4
HOPS-INC EXTRACT EQ	MT	3	15	7	40
FEEDS,FODDERS-EX OILCAKE	NA	---	---	90	35
CORN BYPRODUCTS	MT				
ALFALFA MEAL AND CUBES	MT				
OILSEEDS AND PRODUCTS	NA	---	---	90273	68461
OILCAKE AND MEAL	MT				
SOYBEAN	MT				
OILSEEDS	NA	---	---	21	82
SOYBEANS	MT	17	0	5	0
OILS AND WAXES-VEG	MT	148054	125736	90252	68378
OILS-SOYA,COTTONSEED	MT	147422	125727	89735	68365
SOYBEAN	MT	147422	125727	89735	68365
COTTONSEED	MT				
TOBACCO,UNMANUFACTURED	MT	232	348	1643	2512
BURLEY	MT	0	27	0	201
FLUE-CURED	MT	232	313	1643	2311
COTTON-EX LINTERS	MT	248	237	521	686
COTTON LINTERS	MT				
ESSENTIAL OILS	MT	37	26	137	170
SEEDS-FIELD AND GARDEN	NA	---	---	73	246
OTHER VEGETABLE PRODS	NA	---	---	583	1305

TABLE 1--U.S. AGRICULTURAL EXPORTS: QUANTITY AND VALUE, COUNTRY BY COMMODITY GROUP, FISCAL YEARS 1980 AND 1981

COUNTRY AND COMMODITY GROUP	UNIT	QUANTITY 1980	QUANTITY 1981	VALUE 1980 $1,000	VALUE 1981 $1,000
536 NEPAL					
TOTAL	---	---	---	7385	3215
ANIMALS & ANIMAL PRODUCTS	NA	---	---	161	422
ANIMALS-LIVE,EX POULTRY	NA	---	---		
CATTLE	MNO				
MEATS AND MEAT PRODUCTS	MT				
MEATS-FRESH,FROZEN	MT				
BEEF AND VEAL	MT				
PORK	MT				
VARIETY MEATS	MT				
MEATS-PREP,PRES	MT				
BEEF	MT				
PORK	MT				
POULTRY & POULTRY PRODS	NA	---	---		
POULTRY-LIVE	NA	---	---		
BABY CHICKS-BREEDER	MNO				
BABY CHICKS-EX BRDR	MNO				
POULTRY MEATS	MT				
POULTRY MEAT-FR,FRZ	MT				
CHICKENS	MT				
TURKEYS	MT				
POULTRY MEATS-PREP	MT				
EGGS	NA	---	---		
DAIRY PRODUCTS	NA	---	---	156	422
EVAP & COND MILK	MT				
NONFAT DRY MILK	MT	269	1000	95	422
BUTTER & ANHYDROUS	MT				
CHEESE	MT	0	0	5	0
FATS,OILS AND GREASES	MT				
LARD	MT				
TALLOW-INEDIBLE	MT				
HIDES AND SKINS	NA	---	---		
CATTLE HIDES	MNO				
CATTLE HIDES-WHOLE	MNO				
FURSKINS	NA	---	---		
OTHER ANIMAL PRODUCTS	NA	---	---	5	0
GRAINS AND PREPARATIONS	NA	---	---	6908	1930
WHEAT AND PRODUCTS	MT	36108	10341	6344	1714
WHEAT AND WHEAT FLOUR	MT	36108	10341	6344	1714
WHEAT	MT	33626	825	5910	176
WHEAT FLOUR-GR EQ	MT	2482	9516	434	1538
BULGUR & ROLLED WHEAT	MT				
RICE	MT				
GRAINS & PREP---CONTINUED					
FEED GRAINS & PRODUCTS	MT	987	0	148	0
FEED GRAINS	MT	987	0	148	0
BARLEY	MT				
CORN	MT	987	0	148	0
GRAIN SORGHUMS	MT				
OATS	MT				
BLENDED FOOD PRODUCTS	MT	1200	531	416	215
FRUITS AND PREPARATIONS	NA	---	---	6	2
FRESH	MT				
CITRUS	MT				
OTHER	MT				
DRIED	MT				
CANNED	MT	1	0	2	0
FRUIT JUICES	MLT	11	2	2	1
NUTS AND PREPARATIONS	NA	---	---	15	23
VEGETABLES & PREPARATIONS	NA	---	---	1	4
FRESH	MT				
VEGETABLES-FROZEN	MT				
PULSES	MT				
DRIED BEANS	MT				
DRIED PEAS	MT				
DRIED LENTILS	MT				
CANNED	MT				
HOPS-INC EXTRACT EQ	MT				
FEEDS,FODDERS-EX OILCAKE	NA	---	---	0	2
CORN BYPRODUCTS	MT				
ALFALFA MEAL AND CUBES	MT				
OILSEEDS AND PRODUCTS	NA	---	---	284	444
OILCAKE AND MEAL	MT				
SOYBEAN	MT				
OILSEEDS	NA	---	---		
SOYBEANS	MT				
OILS AND WAXES-VEG	MT	293	529	284	444
OILS-SOYA,COTTONSEED	MT	290	528	278	443
SOYBEAN	MT	290	528	278	443
COTTONSEED	MT				
TOBACCO,UNMANUFACTURED	MT	0	82	0	375
BURLEY	MT	0	50	0	231
FLUE-CURED	MT	0	32	0	143
COTTON-EX LINTERS	MT				
COTTON LINTERS	MT				
ESSENTIAL OILS	MT				
SEEDS-FIELD AND GARDEN	NA	---	---		
OTHER VEGETABLE PRODS	NA	---	---	10	13

TABLE 1--U.S. AGRICULTURAL EXPORTS: QUANTITY AND VALUE, COUNTRY BY COMMODITY GROUP, FISCAL YEARS 1980 AND 1981

COUNTRY AND COMMODITY GROUP	UNIT	QUANTITY 1980	QUANTITY 1981	VALUE 1980 $1,000	VALUE 1981 $1,000
538 BANGLADESH					
TOTAL	---	---	---	228424	74936
ANIMALS & ANIMAL PRODUCTS	NA	---	---	3404	564
ANIMALS-LIVE,EX POULTRY	NA	---	---		
CATTLE	MNO				
MEATS AND MEAT PRODUCTS	MT	0	5	0	18
MEATS-FRESH,FROZEN	MT				
BEEF AND VEAL	MT				
PORK	MT				
VARIETY MEATS	MT				
MEATS-PREP,PRES	MT	0	5	0	18
BEEF	MT				
PORK	MT				
POULTRY & POULTRY PRODS	NA	---	---	18	0
POULTRY-LIVE	NA	---	---	18	0
BABY CHICKS-BREEDER	MNO	9	0	18	0
BABY CHICKS-EX BRDR	MNO				
POULTRY MEATS	MT				
POULTRY MEAT-FR,FRZ	MT				
CHICKENS	MT				
TURKEYS	MT				
POULTRY MEATS-PREP	MT				
EGGS	NA	---	---		
DAIRY PRODUCTS	NA	---	---	273	400
EVAP & COND MILK	MT				
NONFAT DRY MILK	MT	798	600	244	251
BUTTER & ANHYDROUS	MT				
CHEESE	MT	1	4	4	13
FATS,OILS AND GREASES	MT	6310	161	3110	85
LARD	MT				
TALLOW-INEDIBLE	MT	6310	0	3110	0
HIDES AND SKINS	NA	---	---		
CATTLE HIDES	MNO				
CATTLE HIDES-WHOLE	MNO				
FURSKINS	NA	---	---		
OTHER ANIMAL PRODUCTS	NA	---	---	3	60
GRAINS AND PREPARATIONS	NA	---	---	183579	46809
WHEAT AND PRODUCTS	MT	1152971	308876	183086	46310
WHEAT AND WHEAT FLOUR	MT	1152971	308876	183086	46310
WHEAT	MT	1152967	308872	183084	46308
WHEAT FLOUR-GR EQ	MT	4	4	2	2
BULGUR & ROLLED WHEAT	MT				
RICE	MT				
FEED GRAINS & PRODUCTS	MT	2015	2283	266	326
FEED GRAINS	MT				
BARLEY	MT				
CORN	MT				
GRAIN SORGHUMS	MT				
OATS	MT				
BLENDED FOOD PRODUCTS	MT	797	0	227	0
FRUITS AND PREPARATIONS	NA	---	---	0	39
FRESH	MT	0	37	0	18
CITRUS	MT				
OTHER	MT	0	37	0	18
DRIED	MT	0	7	0	14
CANNED	MT	0	3	0	7
FRUIT JUICES	MLT				
NUTS AND PREPARATIONS	NA	---	---	0	10
VEGETABLES & PREPARATIONS	NA	---	---	11	148
FRESH	MT				
VEGETABLES-FROZEN	MT	0	1	0	4
PULSES	MT	0	408	0	141
DRIED BEANS	MT				
DRIED PEAS	MT	0	408	0	141
DRIED LENTILS	MT				
CANNED	MT				
HOPS-INC EXTRACT EQ	MT				
FEEDS,FODDERS-EX OILCAKE	NA	---	---		
CORN BYPRODUCTS	MT				
ALFALFA MEAL AND CUBES	MT				
OILSEEDS AND PRODUCTS	NA	---	---	18157	15618
OILCAKE AND MEAL	MT				
SOYBEAN	MT				
OILSEEDS	NA	---	---		
SOYBEANS	MT				
OILS AND MAXES-VEG	MT	20901	25314	18157	15618
OILS-SOYA,COTTONSEED	MT	20880	25295	18108	15592
SOYBEAN	MT	20880	25295	18108	15592
COTTONSEED	MT				
TOBACCO,UNMANUFACTURED	MT	51	102	347	733
BURLEY	MT				
FLUE-CURED	MT	51	102	347	733
COTTON-EX LINTERS	MT	15924	5549	22838	10692
COTTON LINTERS	MT				
ESSENTIAL OILS	MT	2	1	26	30
SEEDS-FIELD AND GARDEN	NA	---	---	3	112
OTHER VEGETABLE PRODS	NA	---	---	59	183

GRAINS & PREP---CONTINUED

TABLE 1--U.S. AGRICULTURAL EXPORTS: QUANTITY AND VALUE, COUNTRY BY COMMODITY GROUP, FISCAL YEARS 1980 AND 1981

COUNTRY AND COMMODITY GROUP	UNIT	QUANTITY 1980	QUANTITY 1981	VALUE 1980 $1,000	VALUE 1981 $1,000
542 SRI LANKA (CEYLON)					
TOTAL	---	---	---	30479	48525
ANIMALS & ANIMAL PRODUCTS	NA	---	---	224	115
ANIMALS-LIVE,EX POULTRY	NA	---	---		
CATTLE	MNO				
MEATS AND MEAT PRODUCTS	MT	15	9	101	70
MEATS-FRESH,FROZEN	MT	15	9	101	70
BEEF AND VEAL	MT	14	8	97	56
PORK	MT				
VARIETY MEATS	MT				
MEATS-PREP,PRES	MT				
BEEF	MT				
PORK	MT				
POULTRY & POULTRY PRODS	NA	---	---	66	43
POULTRY-LIVE	NA	---	---	65	31
BABY CHICKS-BREEDER	MNO	22	9	65	28
BABY CHICKS-EX BRDR	MNO	0	7	0	4
POULTRY MEATS	MT	1	8	2	11
POULTRY MEAT-FR,FRZ	MT	1	8	2	11
CHICKENS	MT				
TURKEYS	MT	1	8	2	11
POULTRY MEATS-PREP	MT				
EGGS	NA	---	---		
DAIRY PRODUCTS	NA	---	---	54	0
EVAP & COND MILK	MT				
NONFAT DRY MILK	MT				
BUTTER & ANHYDROUS	MT				
CHEESE	MT				
FATS,OILS AND GREASES	MT				
LARD	MT				
TALLOW-INEDIBLE	MT				
HIDES AND SKINS	NA	---	---		
CATTLE HIDES	MNO				
CATTLE HIDES-WHOLE	MNO				
FURSKINS	NA	---	---		
OTHER ANIMAL PRODUCTS	NA	---	---	2	3
GRAINS AND PREPARATIONS	NA	---	---	26593	45900
WHEAT AND PRODUCTS	MT	148024	268268	24213	42822
WHEAT AND WHEAT FLOUR	MT	148024	268268	24213	42822
WHEAT	MT	135889	261836	21707	41374
WHEAT FLOUR-GR EQ	MT	12135	6432	2506	1448
BULGUR & ROLLED WHEAT	MT				
RICE	MT	0	1	0	1
GRAINS & PREP---CONTINUED					
FEED GRAINS & PRODUCTS	MT				
FEED GRAINS	MT				
BARLEY	MT				
CORN	MT				
GRAIN SORGHUMS	MT				
OATS	MT				
BLENDED FOOD PRODUCTS	MT	6352	7062	2378	3072
FRUITS AND PREPARATIONS	NA	---	---	36	35
FRESH	MT	73	85	32	35
CITRUS	MT				
OTHER	MT	73	85	32	35
DRIED	MT	2	0	4	0
CANNED	MT				
FRUIT JUICES	MLT				
NUTS AND PREPARATIONS	NA	---	---	2	91
VEGETABLES & PREPARATIONS	NA	---	---	81	35
FRESH	MT				
VEGETABLES-FROZEN	MT				
PULSES	MT				
DRIED BEANS	MT				
DRIED PEAS	MT				
DRIED LENTILS	MT				
CANNED	MT	14	1	24	4
HOPS-INC EXTRACT EQ	MT	11	0	33	0
FEEDS,FODDERS-EX OILCAKE	NA	---	---	0	1578
CORN BYPRODUCTS	MT				
ALFALFA MEAL AND CUBES	MT				
OILSEEDS AND PRODUCTS	NA	---	---	638	597
OILCAKE AND MEAL	MT				
SOYBEAN	MT				
OILSEEDS	NA	---	---		
SOYBEANS	MT				
OILS AND WAXES-VEG	MT	840	483	610	373
OILS-SOYA,COTTONSEED	MT	837	482	604	372
SOYBEAN	MT	837	481	604	369
COTTONSEED	MT	0	1	0	3
TOBACCO,UNMANUFACTURED	MT	1	0	6	0
BURLEY	MT				
FLUE-CURED	MT	1	0	6	0
COTTON-EX LINTERS	MT	1392	0	2644	0
COTTON LINTERS	MT				
ESSENTIAL OILS	MT	0	0	58	51
SEEDS-FIELD AND GARDEN	NA	---	---	21	1
OTHER VEGETABLE PRODS	NA	---	---	177	123

TABLE 1--U.S. AGRICULTURAL EXPORTS: QUANTITY AND VALUE, COUNTRY BY COMMODITY GROUP, FISCAL YEARS 1980 AND 1981

COUNTRY AND COMMODITY GROUP	UNIT	QUANTITY 1980	QUANTITY 1981	VALUE 1980 $1,000	VALUE 1981 $1,000
549 THAILAND					
TOTAL	---	---	---	170829	184824
ANIMALS & ANIMAL PRODUCTS	NA	---	---	3545	3258
ANIMALS-LIVE,EX POULTRY	NA	---	---	6	39
CATTLE	MNO				
MEATS AND MEAT PRODUCTS	MT	45	131	274	461
MEATS-FRESH,FROZEN	MT	37	110	248	404
BEEF AND VEAL	MT	37	59	248	343
PORK	MT	0	1	0	5
VARIETY MEATS	MT	0	50	0	55
MEATS-PREP,PRES	MT	8	21	25	57
BEEF	MT	1	0	3	0
PORK	MT	0	16	0	42
POULTRY & POULTRY PRODS	NA	---	---	2281	2229
POULTRY-LIVE	NA	---	---	2083	2082
BABY CHICKS-BREEDER	MNO	816	581	2082	1969
BABY CHICKS-EX BRDR	MNO	3	67	1	110
POULTRY MEATS	MT	31	87	36	139
POULTRY MEAT-FR,FRZ	MT	30	87	33	139
CHICKENS	MT	18	62	13	83
TURKEYS	MT	11	16	17	31
POULTRY MEATS-PREP	MT	1	0	3	0
EGGS	NA	---	---	10	8
DAIRY PRODUCTS	NA	---	---	750	189
EVAP & COND MILK	MT				
NONFAT DRY MILK	MT	516	0	182	0
BUTTER & ANHYDROUS	MT				
CHEESE	MT	18	27	57	85
FATS,OILS AND GREASES	MT	57	79	72	87
LARD	MT				
TALLOW-INEDIBLE	MT	16	8	11	6
HIDES AND SKINS	NA	---	---	76	110
CATTLE HIDES	MNO	2	3	76	110
CATTLE HIDES-WHOLE	MNO	2	3	76	110
FURSKINS	NA	---	---		
OTHER ANIMAL PRODUCTS	NA	---	---	87	142
GRAINS AND PREPARATIONS	NA	---	---	15298	30051
WHEAT AND PRODUCTS	MT	77685	142389	14629	29525
WHEAT AND WHEAT FLOUR	MT	75594	142386	14195	29522
WHEAT	MT	74244	141972	13787	29408
WHEAT FLOUR-GR EQ	MT	1350	414	408	114
BULGUR & ROLLED WHEAT	MT	2090	0	433	0
RICE	MT	0	89	0	40
GRAINS & PREP---CONTINUED					
FEED GRAINS & PRODUCTS	MT	59	423	18	83
FEED GRAINS	MT	0	353	0	59
BARLEY	MT				
CORN	MT	0	353	0	59
GRAIN SORGHUMS	MT				
OATS	MT				
BLENDED FOOD PRODUCTS	MT	1204	15	484	20
FRUITS AND PREPARATIONS	NA	---	---	1546	2506
FRESH	MT	97	1798	65	1042
CITRUS	MT	36	74	15	34
OTHER	MT	61	1724	51	1008
DRIED	MT	144	193	352	451
CANNED	MT	54	67	70	103
FRUIT JUICES	MLT	1967	1869	1043	871
NUTS AND PREPARATIONS	NA	---	---	143	89
VEGETABLES & PREPARATIONS	NA	---	---	1823	1942
FRESH	MT	1168	1524	344	548
VEGETABLES-FROZEN	MT	49	7	39	11
PULSES	MT	1501	2186	562	645
DRIED BEANS	MT	4	7	4	5
DRIED PEAS	MT	1496	2177	556	638
DRIED LENTILS	MT	1	2	2	2
CANNED	MT	277	160	229	159
HOPS-INC EXTRACT EQ	MT	3	1	5	4
FEEDS,FODDERS-EX OILCAKE	NA	---	---	1635	2219
CORN BYPRODUCTS	MT	13	7	1	1
ALFALFA MEAL AND CUBES	MT				
OILSEEDS AND PRODUCTS	NA	---	---	5435	9101
OILCAKE AND MEAL	MT	8800	9606	2455	2366
SOYBEAN	MT	8800	9267	2455	2279
OILSEEDS	NA	---	---	9	0
SOYBEANS	MT				
OILS AND WAXES-VEG	MT	2447	8729	2901	6648
OILS-SOYA,COTTONSEED	MT	1302	7452	1229	4750
SOYBEAN	MT	1302	7452	1229	4750
COTTONSEED	MT				
TOBACCO,UNMANUFACTURED	MT	10256	8354	47838	41783
BURLEY	MT	3443	1646	18185	10082
FLUE-CURED	MT	6813	6708	29653	31700
COTTON-EX LINTERS	MT	53050	45133	81805	84057
COTTON LINTERS	MT	0	109	0	156
ESSENTIAL OILS	MT	28	60	319	545
SEEDS-FIELD AND GARDEN	NA	---	---	533	689
OTHER VEGETABLE PRODS	NA	---	---	10911	8430

TABLE 1--U.S. AGRICULTURAL EXPORTS: QUANTITY AND VALUE, COUNTRY BY COMMODITY GROUP, FISCAL YEARS 1980 AND 1981

COUNTRY AND COMMODITY GROUP	UNIT	QUANTITY 1980	QUANTITY 1981	VALUE 1980 $1,000	VALUE 1981 $1,000
555 KAMPUCHEA (CAMBODIA)					
TOTAL	---	---	---	22767	12849
ANIMALS & ANIMAL PRODUCTS	NA	---	---	8	635
ANIMALS-LIVE,EX POULTRY	NA	---	---		
CATTLE	MNO				
MEATS AND MEAT PRODUCTS	MT				
MEATS-FRESH,FROZEN	MT				
BEEF AND VEAL	MT				
PORK	MT				
VARIETY MEATS	MT				
MEATS-PREP,PRES	MT				
BEEF	MT				
PORK	MT				
POULTRY & POULTRY PRODS	NA	---	---		
POULTRY-LIVE	NA	---	---		
BABY CHICKS-BREEDER	MNO				
BABY CHICKS-EX BRDR	MNO				
POULTRY MEATS	MT				
POULTRY MEAT-FR,FRZ	MT				
CHICKENS	MT				
TURKEYS	MT				
POULTRY MEATS-PREP	MT				
EGGS	NA	---	---		
DAIRY PRODUCTS	NA	---	---	8	635
EVAP & COND MILK	MT				
NONFAT DRY MILK	MT	0	1500	0	635
BUTTER & ANHYDROUS	MT				
CHEESE	MT				
FATS,OILS AND GREASES	MT				
LARD	MT				
TALLOW-INEDIBLE	MT				
HIDES AND SKINS	NA	---	---		
CATTLE HIDES	MNO				
CATTLE HIDES-WHOLE	MNO				
FURSKINS	NA	---	---		
OTHER ANIMAL PRODUCTS	NA	---	---		
GRAINS AND PREPARATIONS	NA	---	---	17154	12214
WHEAT AND PRODUCTS	MT	4807	3289	1016	525
WHEAT AND WHEAT FLOUR	MT	0	3289	0	525
WHEAT	MT				
WHEAT FLOUR-GR EQ	MT	0	3289	0	525
BULGUR & ROLLED WHEAT	MT	4807	0	1016	0
RICE	MT	41403	24096	15806	11690
GRAINS & PREP---CONTINUED					
FEED GRAINS & PRODUCTS	MT				
FEED GRAINS	MT				
BARLEY	MT				
CORN	MT				
GRAIN SORGHUMS	MT				
OATS	MT				
BLENDED FOOD PRODUCTS	MT	953	0	332	0
FRUITS AND PREPARATIONS	NA	---	---		
FRESH	MT				
CITRUS	MT				
OTHER	MT				
DRIED	MT				
CANNED	MT				
FRUIT JUICES	MLT				
NUTS AND PREPARATIONS	NA	---	---		
VEGETABLES & PREPARATIONS	NA	---	---		
FRESH	MT				
VEGETABLES-FROZEN	MT				
PULSES	MT				
DRIED BEANS	MT				
DRIED PEAS	MT				
DRIED LENTILS	MT				
CANNED	MT				
HOPS-INC EXTRACT EQ	MT				
FEEDS,FODDERS-EX OILCAKE	NA	---	---		
CORN BYPRODUCTS	MT				
ALFALFA MEAL AND CUBES	MT				
OILSEEDS AND PRODUCTS	NA	---	---	5606	0
OILCAKE AND MEAL	MT				
SOYBEAN	MT				
OILSEEDS	NA	---	---		
SOYBEANS	MT				
OILS AND WAXES-VEG	MT	5893	0	5606	0
OILS-SOYA,COTTONSEED	MT	4893	0	4815	0
SOYBEAN	MT	4893	0	4815	0
COTTONSEED	MT				
TOBACCO,UNMANUFACTURED	MT				
BURLEY	MT				
FLUE-CURED	MT				
COTTON-EX LINTERS	MT				
COTTON LINTERS	MT				
ESSENTIAL OILS	MT				
SEEDS-FIELD AND GARDEN	NA	---	---		
OTHER VEGETABLE PRODS	NA	---	---		

TABLE 1--U.S. AGRICULTURAL EXPORTS: QUANTITY AND VALUE, COUNTRY BY COMMODITY GROUP, FISCAL YEARS 1980 AND 1981

COUNTRY AND COMMODITY GROUP	UNIT	QUANTITY 1980	QUANTITY 1981	VALUE 1980 $1,000	VALUE 1981 $1,000
557 MALAYSIA					
TOTAL	---	---	---	70515	106444
ANIMALS & ANIMAL PRODUCTS	NA	---	---	2148	1638
ANIMALS-LIVE,EX POULTRY	NA	---	---	466	339
CATTLE	MNO				
MEATS AND MEAT PRODUCTS	MT	150	118	632	425
MEATS-FRESH,FROZEN	MT	140	56	610	273
BEEF AND VEAL	MT	68	36	571	247
PORK	MT	35	0	19	0
VARIETY MEATS	MT	37	20	19	26
MEATS-PREP,PRES	MT	10	62	22	152
BEEF	MT	4	9	11	28
PORK	MT	0	14	0	33
POULTRY & POULTRY PRODS	NA	---	---	699	578
POULTRY-LIVE	NA	---	---	318	129
BABY CHICKS-BREEDER	MNO	214	91	318	129
BABY CHICKS-EX BRDR	MNO	0	0	0	1
POULTRY MEATS	MT	333	334	377	440
POULTRY MEAT-FR,FRZ	MT	332	321	364	420
CHICKENS	MT	334	280	325	336
TURKEYS	MT	1	23	2	42
POULTRY MEATS-PREP	MT	1	13	12	21
EGGS	NA	---	---	5	8
DAIRY PRODUCTS	NA	---	---	197	244
EVAP & COND MILK	MT	4	0	7	0
NONFAT DRY MILK	MT				
BUTTER & ANHYDROUS	MT				
CHEESE	MT	5	6	22	23
FATS,OILS AND GREASES	MT	25	29	49	22
LARD	MT	0	3	0	4
TALLOW-INEDIBLE	MT	5	0	13	0
HIDES AND SKINS	NA	---	---	33	0
CATTLE HIDES	MNO	1	0	33	0
CATTLE HIDES-WHOLE	MNO	1	0	33	0
FURSKINS	NA	---	---		
OTHER ANIMAL PRODUCTS	NA	---	---	72	30
GRAINS AND PREPARATIONS	NA	---	---	11029	27424
WHEAT AND PRODUCTS	MT	44451	150211	8141	27141
WHEAT AND WHEAT FLOUR	MT	44438	150210	8137	27138
WHEAT	MT	44438	150200	8137	27136
WHEAT FLOUR-GR EQ	MT	0	10	0	2
BULGUR & ROLLED WHEAT	MT	12	0	2	0
RICE	MT	5961	0	2079	0
GRAINS & PREP---CONTINUED					
FEED GRAINS & PRODUCTS	MT	4721	25	564	16
FEED GRAINS	MT	4678	0	541	0
BARLEY	MT				
CORN	MT	4678	0	541	0
GRAIN SORGHUMS	MT				
OATS	MT				
BLENDED FOOD PRODUCTS	MT	0	9	0	7
FRUITS AND PREPARATIONS	NA	---	---	7167	10097
FRESH	MT	7957	11946	3859	6442
CITRUS	MT	4898	6802	2080	3345
OTHER	MT	3149	5144	1779	3098
DRIED	MT	851	947	1483	1648
CANNED	MT	238	340	236	362
FRUIT JUICES	MLT	3166	4597	1541	1577
NUTS AND PREPARATIONS	NA	---	---	559	538
VEGETABLES & PREPARATIONS	NA	---	---	2310	2746
FRESH	MT	162	431	20	78
VEGETABLES-FROZEN	MT	182	374	116	253
PULSES	MT	2428	1001	462	632
DRIED BEANS	MT	129	232	78	179
DRIED PEAS	MT	2299	768	384	452
DRIED LENTILS	MT	0	1	0	1
CANNED	MT	1246	851	873	721
HOPS-INC EXTRACT EQ	MT	99	104	257	406
FEEDS,FODDERS-EX OILCAKE	NA	---	---	807	865
CORN BYPRODUCTS	MT	0	15	0	5
ALFALFA MEAL AND CUBES	MT				
OILSEEDS AND PRODUCTS	NA	---	---	5885	18944
OILCAKE AND MEAL	MT				
SOYBEAN	MT				
OILSEEDS	NA	---	---	5106	18460
SOYBEANS	MT	21119	58799	5106	18458
OILS AND WAXES-VEG	MT	525	163	574	305
OILS-SOYA,COTTONSEED	MT	432	0	435	0
SOYBEAN	MT	432	0	435	0
COTTONSEED	MT				
TOBACCO,UNMANUFACTURED	MT	2889	3449	18402	23915
BURLEY	MT	0	1	0	9
FLUE-CURED	MT	2711	3296	18310	23795
COTTON-EX LINTERS	MT	19310	5899	15747	10565
COTTON LINTERS	MT				
ESSENTIAL OILS	MT	38	37	223	303
SEEDS-FIELD AND GARDEN	NA	---	---	24	31
OTHER VEGETABLE PRODS	NA	---	---	6215	9377

TABLE 1--U.S. AGRICULTURAL EXPORTS: QUANTITY AND VALUE, COUNTRY BY COMMODITY GROUP, FISCAL YEARS 1980 AND 1981

COUNTRY AND COMMODITY GROUP	UNIT	QUANTITY 1980	QUANTITY 1981	VALUE 1980 $1,000	VALUE 1981 $1,000
559 SINGAPORE					
TOTAL	---	---	---	125410	169899
ANIMALS & ANIMAL PRODUCTS	NA	---	---	23818	36153
ANIMALS-LIVE,EX POULTRY	NA	---	---	161	347
CATTLE	MNO				
MEATS AND MEAT PRODUCTS	MT	1213	1477	4000	4616
MEATS-FRESH,FROZEN	MT	1050	1285	3519	4032
BEEF AND VEAL	MT	452	541	2864	3344
PORK	MT	207	168	212	252
VARIETY MEATS	MT	389	573	439	430
MEATS-PREP,PRES	MT	163	192	481	584
BEEF	MT	20	25	51	59
PORK	MT	48	49	136	171
POULTRY & POULTRY PRODS	NA	---	---	18278	29745
POULTRY-LIVE	NA	---	---	713	506
BABY CHICKS-BREEDER	MNO	440	227	709	506
BABY CHICKS-EX BRDR	MNO				
POULTRY MEATS	MT	15718	23469	17514	28878
POULTRY MEAT-FR,FRZ	MT	15688	23403	17459	28716
CHICKENS	MT	15115	22513	16540	27019
TURKEYS	MT	170	290	286	519
POULTRY MEATS-PREP	MT	30	66	55	163
EGGS	NA	---	---	46	72
DAIRY PRODUCTS	NA	---	---	691	955
EVAP & COND MILK	MT	1	19	3	23
NONFAT DRY MILK	MT	99	321	35	138
BUTTER & ANHYDROUS	MT	0	0	1	0
CHEESE	MT	41	32	151	127
FATS,OILS AND GREASES	MT	518	318	566	423
LARD	MT	0	4	0	6
TALLOW-INEDIBLE	MT	288	159	350	271
HIDES AND SKINS	NA	---	---	35	20
CATTLE HIDES	MNO	0	0	0	5
CATTLE HIDES-WHOLE	MNO	0	0	0	5
FURSKINS	NA	---	---	0	12
OTHER ANIMAL PRODUCTS	NA	---	---	87	48
GRAINS AND PREPARATIONS	NA	---	---	21849	52773
WHEAT AND PRODUCTS	MT	59489	109899	10052	19886
WHEAT AND WHEAT FLOUR	MT	59114	109892	9962	19877
WHEAT	MT	58968	109744	9946	19853
WHEAT FLOUR-GR EQ	MT	146	148	16	24
BULGUR & ROLLED WHEAT	MT	366	0	88	0
RICE	MT	8015	3576	2978	1552
GRAINS & PREP---CONTINUED					
FEED GRAINS & PRODUCTS	MT	58534	164444	7850	29815
FEED GRAINS	MT	58403	164152	7774	29479
BARLEY	MT	21709	154875	3039	28078
CORN	MT	36694	9249	4734	1398
GRAIN SORGHUMS	MT	0	28	0	3
OATS	MT				
BLENDED FOOD PRODUCTS	MT	1043	95	363	90
FRUITS AND PREPARATIONS	NA	---	---	23909	28372
FRESH	MT	28399	34286	15486	20290
CITRUS	MT	16525	20832	6747	9471
OTHER	MT	11874	13454	8739	10819
DRIED	MT	1839	1546	3072	2381
CANNED	MT	4078	3903	3431	3477
FRUIT JUICES	MLT	3484	4353	1659	1877
NUTS AND PREPARATIONS	NA	---	---	3604	2758
VEGETABLES & PREPARATIONS	NA	---	---	9261	13691
FRESH	MT	3908	5011	1014	1919
VEGETABLES-FROZEN	MT	1254	2031	1034	1693
PULSES	MT	2261	5266	936	1965
DRIED BEANS	MT	110	130	64	96
DRIED PEAS	MT	2103	5129	826	1864
DRIED LENTILS	MT	48	7	47	5
CANNED	MT	3707	3356	2683	3586
HOPS-INC EXTRACT EQ	MT	67	122	140	343
FEEDS,FODDERS-EX OILCAKE	NA	---	---	1516	1420
CORN BYPRODUCTS	MT	85	0	18	0
ALFALFA MEAL AND CUBES	MT	0	54	0	5
OILSEEDS AND PRODUCTS	NA	---	---	15430	11571
OILCAKE AND MEAL	MT	28999	0	6631	0
SOYBEAN	MT	28999	0	6631	0
OILSEEDS	NA	---	---	5887	2
SOYBEANS	MT	22625	0	5881	0
OILS AND WAXES-VEG	MT	2513	14665	2846	11547
OILS-SOYA,COTTONSEED	MT	320	6234	338	4072
SOYBEAN	MT	309	6222	324	4056
COTTONSEED	MT	11	12	13	16
TOBACCO,UNMANUFACTURED	MT	707	887	2706	3592
BURLEY	MT				
FLUE-CURED	MT	418	479	2658	3392
COTTON-EX LINTERS	MT	6936	1530	10431	2870
COTTON LINTERS	MT	0	132	0	182
ESSENTIAL OILS	MT	20	25	100	260
SEEDS-FIELD AND GARDEN	NA	---	---	61	186
OTHER VEGETABLE PRODS	NA	---	---	12725	16071

TABLE 1--U.S. AGRICULTURAL EXPORTS: QUANTITY AND VALUE, COUNTRY BY COMMODITY GROUP, FISCAL YEARS 1980 AND 1981

COUNTRY AND COMMODITY GROUP	UNIT	QUANTITY 1980	QUANTITY 1981	VALUE 1980 $1,000	VALUE 1981 $1,000
560 INDONESIA					
TOTAL	---	---	---	450842	382159
ANIMALS & ANIMAL PRODUCTS	NA	---	---	3202	5946
ANIMALS-LIVE,EX POULTRY	NA	---	---		
CATTLE	MNO				
MEATS AND MEAT PRODUCTS	MT	168	312	681	1643
MEATS-FRESH,FROZEN	MT	97	242	430	1335
BEEF AND VEAL	MT	91	226	409	1268
PORK	MT	6	16	21	66
VARIETY MEATS	MT				
MEATS-PREP,PRES	MT	71	70	252	308
BEEF	MT	41	1	158	8
PORK	MT	1	15	4	51
POULTRY & POULTRY PRODS	NA	---	---	1780	2049
POULTRY-LIVE	NA	---	---	1706	1875
BABY CHICKS-BREEDER	MNO	635	541	1705	1865
BABY CHICKS-EX BRDR	MNO	0	7	0	10
POULTRY MEATS	MT	49	70	74	142
POULTRY MEAT-FR,FRZ	MT	48	70	73	142
CHICKENS	MT	10	15	16	30
TURKEYS	MT	13	36	19	68
POULTRY MEATS-PREP	MT	1	0	1	0
EGGS	NA	---	---	0	32
DAIRY PRODUCTS	NA	---	---	642	2204
EVAP & COND MILK	MT	2	1	3	2
NONFAT DRY MILK	MT	263	3240	215	1487
BUTTER & ANHYDROUS	MT	0	4	0	14
CHEESE	MT	9	24	39	105
FATS,OILS AND GREASES	MT	30	13	56	14
LARD	MT				
TALLOW-INEDIBLE	MT				
HIDES AND SKINS	NA	---	---	5	0
CATTLE HIDES	MNO	1	0	5	0
CATTLE HIDES-WHOLE	MNO	1	0	5	0
FURSKINS	NA	---	---		
OTHER ANIMAL PRODUCTS	NA	---	---	39	36
GRAINS AND PREPARATIONS	NA	---	---	245419	188439
WHEAT AND PRODUCTS	MT	856479	714427	151950	128564
WHEAT AND WHEAT FLOUR	MT	845184	698302	149540	125097
WHEAT	MT	817131	697964	144408	125037
WHEAT FLOUR-GR EQ	MT	28053	338	5132	60
BULGUR & ROLLED WHEAT	MT	11285	16108	2401	3453
RICE	MT	244557	103685	90633	50861
GRAINS & PREP---CONTINUED					
FEED GRAINS & PRODUCTS	MT	12261	291	1836	81
FEED GRAINS	MT	12024	191	1757	34
BARLEY	MT				
CORN	MT	12024	191	1757	34
GRAIN SORGHUMS	MT				
OATS	MT				
BLENDED FOOD PRODUCTS	MT	2494	1860	867	703
FRUITS AND PREPARATIONS	NA	---	---	5188	8877
FRESH	MT	5195	9012	3427	6415
CITRUS	MT	2597	2499	1403	1398
OTHER	MT	2598	6513	2023	5016
DRIED	MT	208	291	394	590
CANNED	MT	810	1151	806	1095
FRUIT JUICES	MLT	864	1499	462	639
NUTS AND PREPARATIONS	NA	---	---	201	242
VEGETABLES & PREPARATIONS	NA	---	---	1387	1940
FRESH	MT	60	450	13	172
VEGETABLES-FROZEN	MT	226	361	140	246
PULSES	MT	13	3	5	3
DRIED BEANS	MT	9	2	1	2
DRIED PEAS	MT	3	1	3	1
DRIED LENTILS	MT	1	0	1	0
CANNED	MT	255	292	255	271
HOPS-INC EXTRACT EQ	MT	51	33	59	279
FEEDS,FODDERS-EX OILCAKE	NA	---	---	96	165
CORN BYPRODUCTS	MT				
ALFALFA MEAL AND CUBES	MT				
OILSEEDS AND PRODUCTS	NA	---	---	69540	75692
OILCAKE AND MEAL	MT	18608	96	4603	9
SOYBEAN	MT	18608	0	4603	0
OILSEEDS	NA	---	---	64086	74773
SOYBEANS	MT	238718	251771	64086	74768
OILS AND WAXES-VEG	MT	576	438	837	891
OILS-SOYA,COTTONSEED	MT	290	56	274	52
SOYBEAN	MT	290	56	274	52
COTTONSEED	MT				
TOBACCO,UNMANUFACTURED	MT	2206	2471	13275	14018
BURLEY	MT	892	1025	6396	5913
FLUE-CURED	MT	1028	797	5724	5127
COTTON-EX LINTERS	MT	67730	46337	110677	88943
COTTON LINTERS	MT				
ESSENTIAL OILS	MT	73	50	217	402
SEEDS-FIELD AND GARDEN	NA	---	---	25	7
OTHER VEGETABLE PRODS	NA	---	---	1615	5489

TABLE 1--U.S. AGRICULTURAL EXPORTS: QUANTITY AND VALUE, COUNTRY BY COMMODITY GROUP, FISCAL YEARS 1980 AND 1981

COUNTRY AND COMMODITY GROUP	UNIT	QUANTITY 1980	QUANTITY 1981	VALUE 1980 $1,000	VALUE 1981 $1,000
565 PHILIPPINES					
TOTAL	---	---	---	316771	337684
ANIMALS & ANIMAL PRODUCTS	NA	---	---	13602	14064
ANIMALS-LIVE,EX POULTRY	NA	---	---	556	364
CATTLE	MNO	0	0	229	9
MEATS AND MEAT PRODUCTS	MT	1128	664	2657	2276
MEATS-FRESH,FROZEN	MT	960	508	2419	2090
BEEF AND VEAL	MT	254	259	1807	1828
PORK	MT	371	194	301	99
VARIETY MEATS	MT	334	143	309	151
MEATS-PREP,PRES	MT	168	156	238	186
BEEF	MT	18	135	29	152
PORK	MT	149	3	205	18
POULTRY & POULTRY PRODS	NA	---	---	819	1315
POULTRY-LIVE	NA	---	---	691	1222
BABY CHICKS-BREEDER	MNO	167	303	672	1218
BABY CHICKS-EX BRDR	MNO	13	3	13	5
POULTRY MEATS	MT	22	20	45	22
POULTRY MEAT-FR,FRZ	MT	21	17	28	20
CHICKENS	MT	18	17	20	18
TURKEYS	MT	1	0	5	0
POULTRY MEATS-PREP	MT	1	3	17	2
EGGS	NA	---	---	80	38
DAIRY PRODUCTS	NA	---	---	4075	5272
EVAP & COND MILK	MT	0	3	0	8
NONFAT DRY MILK	MT	3630	7969	1405	3516
BUTTER & ANHYDROUS	MT				
CHEESE	MT	6	8	18	32
FATS,OILS AND GREASES	MT	7249	7296	3991	3626
LARD	MT				
TALLOW-INEDIBLE	MT	7063	7156	3771	3426
HIDES AND SKINS	NA	---	---	318	464
CATTLE HIDES	MNO	8	11	286	300
CATTLE HIDES-WHOLE	MNO	8	11	286	300
FURSKINS	NA	---	---	1	11
OTHER ANIMAL PRODUCTS	NA	---	---	1186	747
GRAINS AND PREPARATIONS	NA	---	---	181126	218241
WHEAT AND PRODUCTS	MT	817964	858496	148895	168544
WHEAT AND WHEAT FLOUR	MT	817663	857027	148830	168206
WHEAT	MT	793152	831818	143525	162652
WHEAT FLOUR-GR EQ	MT	24511	25209	5305	5555
BULGUR & ROLLED WHEAT	MT	301	1469	65	338
RICE	MT	13	120	7	49

GRAINS & PREP---CONTINUED

COMMODITY GROUP	UNIT	QUANTITY 1980	QUANTITY 1981	VALUE 1980 $1,000	VALUE 1981 $1,000
FEED GRAINS & PRODUCTS	MT	151693	226004	18828	37151
FEED GRAINS	MT	151413	224803	18704	36836
BARLEY	MT				
CORN	MT	151413	224803	18704	36830
GRAIN SORGHUMS	MT				
OATS	MT				
BLENDED FOOD PRODUCTS	MT	37702	29756	12874	11818
FRUITS AND PREPARATIONS	NA	---	---	2139	3240
FRESH	MT	715	1271	460	753
CITRUS	MT	71	224	25	102
OTHER	MT	644	1047	435	651
DRIED	MT	42	207	80	472
CANNED	MT	141	382	434	818
FRUIT JUICES	MLT	2042	2475	1155	1152
NUTS AND PREPARATIONS	NA	---	---	209	31
VEGETABLES & PREPARATIONS	NA	---	---	2030	2557
FRESH	MT	170	126	40	50
VEGETABLES-FROZEN	MT	26	83	31	79
PULSES	MT	1973	2202	939	1218
DRIED BEANS	MT	1089	967	663	699
DRIED PEAS	MT	847	1224	260	510
DRIED LENTILS	MT	37	11	15	9
CANNED	MT	58	257	83	186
HOPS-INC EXTRACT EQ	MT	147	48	579	125
FEEDS,FODDERS-EX OILCAKE	NA	---	---	9496	4073
CORN BYPRODUCTS	MT	177	136	15	22
ALFALFA MEAL AND CUBES	MT	226	288	76	105
OILSEEDS AND PRODUCTS	NA	---	---	18373	13972
OILCAKE AND MEAL	MT	41201	0	9532	0
SOYBEAN	MT	41149	0	9528	0
OILSEEDS	NA	---	---	6004	9576
SOYBEANS	MT	24823	32503	5996	9576
OILS AND WAXES-VEG	MT	3334	5056	2449	3309
OILS-SOYA,COTTONSEED	MT	3202	4835	2171	3043
SOYBEAN	MT	3200	4835	2167	3043
COTTONSEED	MT	2	0	3	0
TOBACCO,UNMANUFACTURED	MT	5080	5435	27596	32908
BURLEY	MT	1615	1496	9587	10947
FLUE-CURED	MT	3006	3361	17590	20763
COTTON-EX LINTERS	MT	33611	14475	48526	22676
COTTON LINTERS	MT	57	137	45	128
ESSENTIAL OILS	MT	478	290	2437	3202
SEEDS-FIELD AND GARDEN	NA	---	---	705	1083
OTHER VEGETABLE PRODS	NA	---	---	10487	21508

TABLE 1--U.S. AGRICULTURAL EXPORTS: QUANTITY AND VALUE, COUNTRY BY COMMODITY GROUP, FISCAL YEARS 1980 AND 1981

COUNTRY AND COMMODITY GROUP	UNIT	QUANTITY 1980	QUANTITY 1981	VALUE 1980 $1,000	VALUE 1981 $1,000
570 CHINA MAINLAND					
TOTAL	---	---	---	1936571	2117652
ANIMALS & ANIMAL PRODUCTS	NA	---	---	26280	14033
ANIMALS-LIVE,EX POULTRY	NA	---	---	10	0
CATTLE	MNO	0	0	10	0
MEATS AND MEAT PRODUCTS	MT	1	9	2	64
MEATS-FRESH,FROZEN	MT	1	9	2	64
BEEF AND VEAL	MT	0	9	0	64
PORK	MT	1	0	2	0
VARIETY MEATS	MT				
MEATS-PREP,PRES	MT				
BEEF	MT				
PORK	MT				
POULTRY & POULTRY PRODS	NA	---	---	36	153
POULTRY-LIVE	NA	---	---	0	74
BABY CHICKS-BREEDER	MNO	0	30	0	74
BABY CHICKS-EX BRDR	MNO				
POULTRY MEATS	MT	9	0	17	0
POULTRY MEAT-FR,FRZ	MT	9	0	17	0
CHICKENS	MT	9	0	17	0
TURKEYS	MT				
POULTRY MEATS-PREP	MT				
EGGS	NA	---	---	0	20
DAIRY PRODUCTS	NA	---	---	326	0
EVAP & COND MILK	MT				
NONFAT DRY MILK	MT	900	0	326	0
BUTTER & ANHYDROUS	MT				
CHEESE	MT				
FATS,OILS AND GREASES	MT	30664	13514	15965	6311
LARD	MT				
TALLOW-INEDIBLE	MT	30664	13514	15965	6311
HIDES AND SKINS	NA	---	---	9801	7215
CATTLE HIDES	MNO	283	206	8828	6040
CATTLE HIDES-WHOLE	MNO	256	174	8014	5064
FURSKINS	NA	---	---	567	1032
OTHER ANIMAL PRODUCTS	NA	---	---	140	290
GRAINS AND PREPARATIONS	NA	---	---	896844	1463106
WHEAT AND PRODUCTS	MT	4035982	7693070	671293	1354217
WHEAT AND WHEAT FLOUR	MT	4035982	7693070	671293	1354217
WHEAT	MT	4035721	7693070	671275	1354217
WHEAT FLOUR-GR EQ	MT	261	0	18	0
BULGUR & ROLLED WHEAT	MT				
RICE	MT				

GRAINS & PREP---CONTINUED

COMMODITY GROUP	UNIT	QUANTITY 1980	QUANTITY 1981	VALUE 1980 $1,000	VALUE 1981 $1,000
FEED GRAINS & PRODUCTS	MT	1788208	725141	225510	108888
FEED GRAINS	MT	1788178	725141	225500	108888
BARLEY	MT				
CORN	MT	1788178	725141	225500	108888
GRAIN SORGHUMS	MT				
OATS	MT				
BLENDED FOOD PRODUCTS	MT				
FRUITS AND PREPARATIONS	NA	---	---	41	163
FRESH	MT	60	34	41	24
CITRUS	MT	0	34	0	24
OTHER	MT	60	0	41	0
DRIED	MT				
CANNED	MT	0	17	0	7
FRUIT JUICES	MLT	0	298	0	132
NUTS AND PREPARATIONS	NA	---	---	355	231
VEGETABLES & PREPARATIONS	NA	---	---	11	0
FRESH	MT				
VEGETABLES-FROZEN	MT				
PULSES	MT	18	0	10	0
DRIED BEANS	MT	18	0	10	0
DRIED PEAS	MT				
DRIED LENTILS	MT				
CANNED	MT				
HOPS-INC EXTRACT EQ	MT				
FEEDS,FODDERS-EX OILCAKE	NA	---	---	0	227
CORN BYPRODUCTS	MT				
ALFALFA MEAL AND CUBES	MT				
OILSEEDS AND PRODUCTS	NA	---	---	257682	157899
OILCAKE AND MEAL	MT				
SOYBEAN	MT				
OILSEEDS	NA	---	---	201196	136438
SOYBEANS	MT	809658	472026	200707	136416
OILS AND WAXES-VEG	MT	99657	31619	56451	21461
OILS-SOYA,COTTONSEED	MT	99657	25615	56451	17091
SOYBEAN	MT	99657	25615	56451	17091
COTTONSEED	MT				
TOBACCO,UNMANUFACTURED	MT	49	8	204	54
BURLEY	MT	0	0	2	0
FLUE-CURED	MT	0	8	0	54
COTTON-EX LINTERS	MT	514029	253594	754535	481438
COTTON LINTERS	MT				
ESSENTIAL OILS	MT	10	0	186	4
SEEDS-FIELD AND GARDEN	NA	---	---	297	324
OTHER VEGETABLE PRODS	NA	---	---	136	173

TABLE 1--U.S. AGRICULTURAL EXPORTS: QUANTITY AND VALUE, COUNTRY BY COMMODITY GROUP, FISCAL YEARS 1980 AND 1981

COUNTRY AND COMMODITY GROUP	UNIT	QUANTITY 1980	QUANTITY 1981	VALUE 1980 $1,000	VALUE 1981 $1,000
586 KOREA, REPUBLIC OF					
TOTAL	---	---	---	1617734	2136471
ANIMALS & ANIMAL PRODUCTS	NA	---	---	176792	199886
ANIMALS-LIVE,EX POULTRY	NA	---	---	7960	1061
CATTLE	HNO	5	1	7529	824
MEATS AND MEAT PRODUCTS	MT	585	1637	2376	5049
MEATS-FRESH,FROZEN	MT	416	859	2084	4189
BEEF AND VEAL	MT	273	546	1722	3325
PORK	MT	6	110	15	457
VARIETY MEATS	MT	135	191	336	367
MEATS-PREP,PRES	MT	169	778	292	860
BEEF	MT	134	686	200	521
PORK	MT	27	37	64	180
POULTRY & POULTRY PRODS	NA	---	---	16055	25994
POULTRY-LIVE	NA	---	---	473	311
BABY CHICKS-BREEDER	HNO	64	121	473	308
BABY CHICKS-EX BRDR	HNO				
POULTRY MEATS	MT	30	116	59	217
POULTRY MEAT-FR,FRZ	MT	29	115	56	206
CHICKENS	MT	24	91	37	133
TURKEYS	MT	1	4	3	14
POULTRY MEATS-PREP	MT	1	1	3	11
EGGS	NA	---	---	49	141
DAIRY PRODUCTS	NA	---	---	1125	829
EVAP & COND MILK	MT	8	39	4	63
NONFAT DRY MILK	MT	22	3	67	11
BUTTER & ANHYDROUS	MT	1	21	4	53
CHEESE	MT	41	57	160	195
FATS,OILS AND GREASES	MT	115024	95498	55315	43035
LARD	MT	26	2	23	2
TALLOW-INEDIBLE	MT	113370	93237	54055	41073
HIDES AND SKINS	NA	---	---	92995	122082
CATTLE HIDES	HNO	2441	3492	86218	115084
CATTLE HIDES-WHOLE	HNO	2428	3483	86075	114937
FURSKINS	NA	---	---	1895	1686
OTHER ANIMAL PRODUCTS	NA	---	---	967	1837
GRAINS AND PREPARATIONS	NA	---	---	778249	1240426
WHEAT AND PRODUCTS	MT	1755708	2060170	286820	366931
WHEAT AND WHEAT FLOUR	MT	1755661	2059975	286796	366820
WHEAT	MT	1755657	2059867	286794	366794
WHEAT FLOUR-GR EQ	MT	4	108	2	26
BULGUR & ROLLED WHEAT	MT				
RICE	MT	719865	1173334	219655	506012

GRAINS & PREP---CONTINUED

COMMODITY GROUP	UNIT	QUANTITY 1980	QUANTITY 1981	VALUE 1980 $1,000	VALUE 1981 $1,000
FEED GRAINS & PRODUCTS	MT	2130329	2378335	270832	365498
FEED GRAINS	MT	2129940	2377860	270649	365226
BARLEY	MT				
CORN	MT	2129940	2303576	270649	355913
GRAIN SORGHUMS	MT	0	74258	0	9310
OATS	MT	0	26	0	3
BLENDED FOOD PRODUCTS	MT	62	6	184	3
FRUITS AND PREPARATIONS	NA	---	---	5928	7052
FRESH	MT	257	333	150	232
CITRUS	MT	244	278	124	160
OTHER	MT	13	55	26	72
DRIED	MT	580	1150	1259	2632
CANNED	MT	1100	1161	1122	1055
FRUIT JUICES	MLT	7331	8208	3239	2970
NUTS AND PREPARATIONS	NA	---	---	965	340
VEGETABLES & PREPARATIONS	NA	---	---	2586	4964
FRESH	MT	6	55	2	60
VEGETABLES-FROZEN	MT	160	109	108	82
PULSES	MT	305	174	219	188
DRIED BEANS	MT	305	73	219	144
DRIED PEAS	MT	0	101	0	44
DRIED LENTILS	MT				
CANNED	MT	690	937	705	957
HOPS-INC EXTRACT EQ	MT	76	25	513	222
FEEDS,FODDERS-EX OILCAKE	NA	---	---	411	475
CORN BYPRODUCTS	MT				
ALFALFA MEAL AND CUBES	MT	0	260	0	37
OILSEEDS AND PRODUCTS	NA	---	---	126287	156119
OILCAKE AND MEAL	MT	0	16612	0	4256
SOYBEAN	MT	0	16612	0	4256
OILSEEDS	NA	---	---	121161	145353
SOYBEANS	MT	473165	467342	121126	145253
OILS AND WAXES-VEG	MT	4723	5112	4949	5974
OILS-SOYA,COTTONSEED	MT	1984	2575	1349	1856
SOYBEAN	MT	40	91	18	54
COTTONSEED	MT	1944	2484	1331	1802
TOBACCO,UNMANUFACTURED	MT	6155	4411	45274	36169
BURLEY	MT	1700	409	12913	3801
FLUE-CURED	MT	4450	4002	32325	32368
COTTON-EX LINTERS	MT	319914	275514	474080	481276
COTTON LINTERS	MT	251	8	64	0
ESSENTIAL OILS	MT	69	63	987	1086
SEEDS-FIELD AND GARDEN	NA	---	---	463	3286
OTHER VEGETABLE PRODS	NA	---	---	5620	5395

TABLE 1--U.S. AGRICULTURAL EXPORTS: QUANTITY AND VALUE, COUNTRY BY COMMODITY GROUP, FISCAL YEARS 1980 AND 1981

COUNTRY AND COMMODITY GROUP	UNIT	QUANTITY 1980	QUANTITY 1981	VALUE 1980 $1,000	VALUE 1981 $1,000
582 HONG KONG					
TOTAL	---	---	---	443468	387583
ANIMALS & ANIMAL PRODUCTS	NA	---	---	54180	52798
ANIMALS-LIVE,EX POULTRY	NA	---	---	15	53
CATTLE	MNO				
MEATS AND MEAT PRODUCTS	MT	1984	2311	6756	8044
MEATS-FRESH,FROZEN	MT	1625	1856	5872	6645
BEEF AND VEAL	MT	725	872	4258	4981
PORK	MT	393	570	896	1262
VARIETY MEATS	MT	469	318	663	282
MEATS-PREP,PRES	MT	359	455	885	1398
BEEF	MT	41	7	115	17
PORK	MT	70	170	225	631
POULTRY & POULTRY PRODS	NA	---	---	32501	33701
POULTRY-LIVE	NA	---	---	2	41
BABY CHICKS-BREEDER	MNO	1	6	2	31
BABY CHICKS-EX BRDR	MNO	0	5	0	9
POULTRY MEATS	MT	26872	21510	27775	24125
POULTRY MEAT-FR,FRZ	MT	26827	21241	27684	23710
CHICKENS	MT	24223	19691	24481	21611
TURKEYS	MT	715	740	865	1006
POULTRY MEATS-PREP	MT	45	269	91	415
EGGS	NA	---	---	3950	6949
DAIRY PRODUCTS	NA	---	---	2808	2540
EVAP & COND MILK	MT	0	31	0	48
NONFAT DRY MILK	MT	21	14	42	55
BUTTER & ANHYDROUS	MT	19	0	37	0
CHEESE	MT	107	93	411	465
FATS,OILS AND GREASES	MT	1016	283	795	277
LARD	MT	235	27	244	33
TALLOW-INEDIBLE	MT	509	0	254	0
HIDES AND SKINS	NA	---	---	11087	7709
CATTLE HIDES	MNO	234	140	7084	3107
CATTLE HIDES-WHOLE	MNO	228	138	6964	3034
FURSKINS	NA	---	---	2295	3351
OTHER ANIMAL PRODUCTS	NA	---	---	218	478
GRAINS AND PREPARATIONS	NA	---	---	15305	23109
WHEAT AND PRODUCTS	MT	82986	113669	14712	22170
WHEAT AND WHEAT FLOUR	MT	82889	113649	14612	22152
WHEAT	MT	82613	113385	14543	22124
WHEAT FLOUR-GR EQ	MT	276	264	69	28
BULGUR & ROLLED WHEAT	MT				
RICE	MT	64	497	17	253
GRAINS & PREP---CONTINUED					
FEED GRAINS & PRODUCTS	MT	456	284	100	100
FEED GRAINS	MT	319	0	44	0
BARLEY	MT				
CORN	MT	319	0	44	0
GRAIN SORGHUMS	MT				
OATS	MT				
BLENDED FOOD PRODUCTS	MT	13	5	3	1
FRUITS AND PREPARATIONS	NA	---	---	87106	107113
FRESH	MT	146702	163588	77607	96713
CITRUS	MT	114886	113636	53352	60116
OTHER	MT	31816	49952	24256	36597
DRIED	MT	1600	1338	3184	2735
CANNED	MT	3708	4080	3105	3771
FRUIT JUICES	MLT	4968	6809	2736	3475
NUTS AND PREPARATIONS	NA	---	---	4199	3695
VEGETABLES & PREPARATIONS	NA	---	---	24487	27673
FRESH	MT	25542	27130	10085	12354
VEGETABLES-FROZEN	MT	5628	4303	3726	2997
PULSES	MT	1151	1059	591	601
DRIED BEANS	MT	80	338	50	231
DRIED PEAS	MT	1067	714	535	366
DRIED LENTILS	MT	4	7	5	4
CANNED	MT	6744	6387	5539	6019
HOPS-INC EXTRACT EQ	MT	13	16	63	81
FEEDS,FODDERS-EX OILCAKE	NA	---	---	16098	18495
CORN BYPRODUCTS	MT	500	418	143	68
ALFALFA MEAL AND CUBES	MT	264	193	51	35
OILSEEDS AND PRODUCTS	NA	---	---	5097	5631
OILCAKE AND MEAL	MT	360	214	125	84
SOYBEAN	MT	271	95	93	41
OILSEEDS	NA	---	---	85	36
SOYBEANS	MT	213	0	63	0
OILS AND WAXES-VEG	MT	4227	4342	4813	5310
OILS-SOYA,COTTONSEED	MT	98	92	114	111
SOYBEAN	MT	6	30	5	31
COTTONSEED	MT	92	62	108	80
TOBACCO,UNMANUFACTURED	MT	2782	1805	14181	9476
BURLEY	MT	480	104	2558	664
FLUE-CURED	MT	2091	1368	11556	8315
COTTON-EX LINTERS	MT	126012	43478	175453	73578
COTTON LINTERS	MT	120	108	39	135
ESSENTIAL OILS	MT	186	281	1947	2427
SEEDS-FIELD AND GARDEN	NA	---	---	653	809
OTHER VEGETABLE PRODS	NA	---	---	44803	62645

PB82-234158 AGES-820208 U.S. FOREIGN AGRICULTURAL TRADE STATISTICAL REPORT, FISCAL YEAR 1981: SUPPLEMENTARY TABLES. ECONOMIC RESEARCH SERVICE, WASHINGTON, DC. INTERNATIONAL ECONOMICS DIV. MAR 82 246P

2 OF 3
PB82
234154

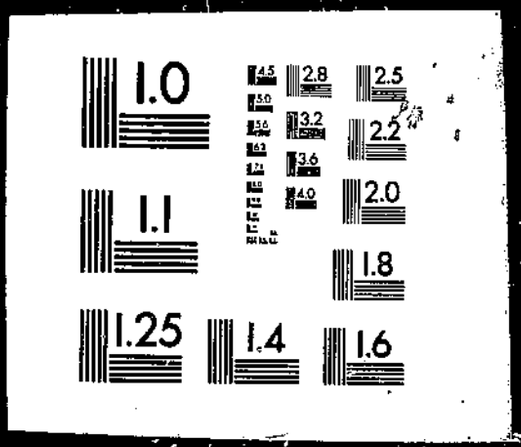

TABLE 1--U.S. AGRICULTURAL EXPORTS: QUANTITY AND VALUE, COUNTRY BY COMMODITY GROUP, FISCAL YEARS 1980 AND 1981

COUNTRY AND COMMODITY GROUP	UNIT	QUANTITY 1980	QUANTITY 1981	VALUE 1980 $1,000	VALUE 1981 $1,000
583 CHINA TAIWAN					
TOTAL	---	---	---	1109148	1105192
ANIMALS & ANIMAL PRODUCTS	NA	---	---	76180	72768
ANIMALS-LIVE,EX POULTRY	NA	---	---	981	1320
CATTLE	MNO	0	0	139	140
MEATS AND MEAT PRODUCTS	MT	2149	845	5119	3279
MEATS-FRESH,FROZEN	MT	2116	741	5014	3030
BEEF AND VEAL	MT	1838	462	4473	2761
PORK	MT	5	0	9	0
VARIETY MEATS	MT	166	193	406	195
MEATS-PREP,PRES	MT	33	104	105	250
BEEF	MT	10	67	33	115
PORK	MT	4	20	13	85
POULTRY & POULTRY PRODS	NA	---	---	3546	5475
POULTRY-LIVE	NA	---	---	496	598
BABY CHICKS-BREEDER	MNO	171	143	496	565
BABY CHICKS-EX BRDR	MNO	0	3	0	3
POULTRY MEATS	MT	305	134	385	196
POULTRY MEAT-FR,FRZ	MT	304	133	379	192
CHICKENS	MT	212	105	248	134
TURKEYS	MT	6	28	13	58
POULTRY MEATS-PREP	MT	1	1	6	4
EGGS	NA	---	---	0	2
DAIRY PRODUCTS	NA	---	---	3765	4240
EVAP & COND MILK	MT	77	25	39	16
NONFAT DRY MILK	MT	283	702	326	1312
BUTTER & ANHYDROUS	MT				
CHEESE	MT	27	28	98	90
FATS,OILS AND GREASES	MT	36803	32464	16829	13983
LARD	MT				
TALLOW-INEDIBLE	MT	35943	32092	16205	13641
HIDES AND SKINS	NA	---	---	43150	41965
CATTLE HIDES	MNO	1271	1231	42125	40995
CATTLE HIDES-WHOLE	MNO	1200	1197	40463	39736
FURSKINS	NA	---	---	8	124
OTHER ANIMAL PRODUCTS	NA	---	---	2870	2506
GRAINS AND PREPARATIONS	NA	---	---	427740	450298
WHEAT AND PRODUCTS	MT	649594	604881	115318	115475
WHEAT AND WHEAT FLOUR	MT	649593	604878	115316	115473
WHEAT	MT	649572	604878	115314	115473
WHEAT FLOUR-GR EQ	MT	21	0	2	0
BULGUR & ROLLED WHEAT	MT				
RICE	MT	0	25	0	24
GRAINS & PREP---CONTINUED					
FEED GRAINS & PRODUCTS	MT	2369591	2146512	312003	334499
FEED GRAINS	MT	2369551	2124335	311989	331847
BARLEY	MT	128971	242552	16479	38585
CORN	MT	2112545	1501927	279775	235725
GRAIN SORGHUMS	MT	128035	379856	15736	57536
OATS	MT				
BLENDED FOOD PRODUCTS	MT				
FRUITS AND PREPARATIONS	NA	---	---	52158	52846
FRESH	MT	67154	78028	42918	42099
CITRUS	MT	1461	1138	510	596
OTHER	MT	65693	76890	42408	41503
DRIED	MT	2491	2333	4476	4098
CANNED	MT	2086	1726	1765	1559
FRUIT JUICES	MLT	6172	11532	2794	4914
NUTS AND PREPARATIONS	MT	---	---	1455	2640
VEGETABLES & PREPARATIONS	MT	---	---	7848	10219
FRESH	MT	244	1234	120	407
VEGETABLES-FROZEN	MT	82	8	30	5
PULSES	MT	13598	16144	4024	5169
DRIED BEANS	MT	2788	1749	622	524
DRIED PEAS	MT	10810	14395	3402	4645
DRIED LENTILS	MT				
CANNED	MT	1744	1945	1095	1582
HOPS-INC EXTRACT EQ	MT	1040	225	2181	2150
FEEDS,FODDERS-EX OILCAKE	NA	---	---	19258	32034
CORN BYPRODUCTS	MT	70	318	15	93
ALFALFA MEAL AND CUBES	MT	104	209	33	43
OILSEEDS AND PRODUCTS	NA	---	---	238688	323245
OILCAKE AND MEAL	MT	10506	386	2848	108
SOYBEAN	MT	10496	386	2843	108
OILSEEDS	NA	---	---	233839	320538
SOYBEANS	MT	855574	1043176	233453	319968
OILS AND WAXES-VEG	MT	1254	1394	1830	2466
OILS-SOYA,COTTONSEED	MT	38	11	39	18
SOYBEAN	MT	38	11	39	18
COTTONSEED	MT				
TOBACCO,UNMANUFACTURED	MT	12146	6005	61518	35864
BURLEY	MT	76	0	291	0
FLUE-CURED	MT	12051	6005	61206	35864
COTTON-EX LINTERS	MT	153715	71749	206593	110224
COTTON LINTERS	MT	136	292	32	216
ESSENTIAL OILS	MT	68	56	715	823
SEEDS-FIELD AND GARDEN	NA	---	---	506	1120
OTHER VEGETABLE PRODS	NA	---	---	16457	12895

TABLE 1--U.S. AGRICULTURAL EXPORTS: QUANTITY AND VALUE, COUNTRY BY COMMODITY GROUP, FISCAL YEARS 1980 AND 1981

COUNTRY AND COMMODITY GROUP	UNIT	QUANTITY 1980	QUANTITY 1981	VALUE 1980 $1,000	VALUE 1981 $1,000
588 JAPAN					
TOTAL	---	---	---	5749319	6705951
ANIMALS & ANIMAL PRODUCTS	NA	---	---	727189	899918
ANIMALS-LIVE,EX POULTRY	NA	---	---	20608	14024
CATTLE	MNO	5	4	7913	4806
MEATS AND MEAT PRODUCTS	MT	92161	117112	317534	410355
MEATS-FRESH,FROZEN	MT	90114	114592	308259	400712
BEEF AND VEAL	MT	33102	38167	133128	143586
PORK	MT	26392	42458	89974	156646
VARIETY MEATS	MT	29251	31982	82920	97335
MEATS-PREP,PRES	MT	2047	2520	9275	9643
BEEF	MT	956	767	6246	5194
PORK	MT	195	253	543	899
POULTRY & POULTRY PRODS	NA	---	---	67770	127414
POULTRY-LIVE	NA	---	---	3395	4013
BABY CHICKS-BREEDER	MNO	653	842	3372	3998
BABY CHICKS-EX BRDR	MNO	0	3	0	10
POULTRY MEATS	MT	37551	63445	45148	80786
POULTRY MEAT-FR,FRZ	MT	37502	63377	44954	80569
CHICKENS	MT	35266	61425	41114	76644
TURKEYS	MT	807	996	1525	2115
POULTRY MEATS-PREP	MT	49	68	194	216
EGGS	NA	---	---	18032	36633
DAIRY PRODUCTS	NA	---	---	9016	11516
EVAP & COND MILK	MT	86	2	14	4
NONFAT DRY MILK	MT	112	0	85	0
BUTTER & ANHYDROUS	MT	10	39	12	68
CHEESE	MT	1081	1211	4648	5453
FATS,OILS AND GREASES	MT	116967	96010	57955	45107
LARD	MT	40	45	45	28
TALLOW-INEDIBLE	MT	105886	90922	51606	41646
HIDES AND SKINS	NA	---	---	246372	283398
CATTLE HIDES	MNO	6735	7479	229528	256902
CATTLE HIDES-WHOLE	MNO	6687	7456	228960	255489
FURSKINS	NA	---	---	2284	2658
OTHER ANIMAL PRODUCTS	NA	---	---	7935	8106
GRAINS AND PREPARATIONS	NA	---	---	2534450	3081669
WHEAT AND PRODUCTS	MT	3266444	3415418	575085	635269
WHEAT AND WHEAT FLOUR	MT	3266369	3415297	575015	635169
WHEAT	MT	3266362	3415001	575013	635119
WHEAT FLOUR-GR EQ	MT	7	296	2	50
BULGUR & ROLLED WHEAT	MT				
RICE	MT	961	1161	491	519
GRAINS & PREP---CONTINUED					
FEED GRAINS & PRODUCTS	MT	15277397	15581275	1953468	2438788
FEED GRAINS	MT	15264315	15574548	1950721	2437051
BARLEY	MT	94864	256817	13597	39759
CORN	MT	11193048	12585862	1441428	1982113
GRAIN SORGHUMS	MT	3972694	2725360	494903	414128
OATS	MT	3709	6509	794	1050
BLENDED FOOD PRODUCTS	MT	34	95	103	90
FRUITS AND PREPARATIONS	NA	---	---	232742	281801
FRESH	MT	315006	368720	162499	199728
CITRUS	MT	300854	353062	142987	173085
OTHER	MT	14152	15658	19512	26643
DRIED	MT	20129	24196	32123	40727
CANNED	MT	22609	17850	19224	16252
FRUIT JUICES	MLT	24181	36173	13502	17081
NUTS AND PREPARATIONS	NA	---	---	75677	53497
VEGETABLES & PREPARATIONS	NA	---	---	103237	145830
FRESH	MT	14737	39647	5385	17623
VEGETABLES-FROZEN	MT	72729	77682	41144	50430
PULSES	MT	31898	39905	10991	17287
DRIED BEANS	MT	23629	30989	8193	14476
DRIED PEAS	MT	8269	8914	2798	2807
DRIED LENTILS	MT	0	2	0	4
CANNED	MT	22102	29686	15907	23907
HOPS-INC EXTRACT EQ	MT	714	522	1348	2554
FEEDS,FODDERS-EX OILCAKE	NA	---	---	141664	128890
CORN BYPRODUCTS	MT	1044	1142	238	201
ALFALFA MEAL AND CUBES	MT	346234	323249	42798	42428
OILSEEDS AND PRODUCTS	NA	---	---	1093318	1288756
OILCAKE AND MEAL	MT	212425	156143	52429	46461
SOYBEAN	MT	209979	153682	51819	45715
OILSEEDS	NA	---	---	1010203	1191096
SOYBEANS	MT	3877142	3849304	995705	1181137
OILS AND WAXES-VEG	MT	35167	66264	24955	44976
OILS-SOYA,COTTONSEED	MT	23158	46007	14197	26944
SOYBEAN	MT	150	5819	141	1021
COTTONSEED	MT	23008	40188	14056	25923
TOBACCO,UNMANUFACTURED	MT	38570	44129	206093	237470
BURLEY	MT	4359	6176	29784	45614
FLUE-CURED	MT	28204	27071	174756	189098
COTTON-EX LINTERS	MT	333320	248142	538022	477030
COTTON LINTERS	MT	23346	19380	5761	6460
ESSENTIAL OILS	MT	2812	1181	16961	13868
SEEDS-FIELD AND GARDEN	NA	---	---	23393	29632
OTHER VEGETABLE PRODS	NA	---	---	50812	61129

TABLE 1--U.S. AGRICULTURAL EXPORTS: QUANTITY AND VALUE, COUNTRY BY COMMODITY GROUP, FISCAL YEARS 1980 AND 1981

COUNTRY AND COMMODITY GROUP	UNIT	QUANTITY 1980	QUANTITY 1981	VALUE 1980 $1,000	VALUE 1981 $1,000
632 AUSTRALIA					
TOTAL	---	---	---	110126	122859
ANIMALS & ANIMAL PRODUCTS	NA	---	---	7389	7345
ANIMALS-LIVE,EX POULTRY	NA	---	---	19	0
CATTLE	MNO				
MEATS AND MEAT PRODUCTS	MT	42	40	135	169
MEATS-FRESH,FROZEN	MT	26	20	100	125
BEEF AND VEAL	MT	8	4	10	5
PORK	MT	0	15	0	117
VARIETY MEATS	MT	18	1	89	2
MEATS-PREP,PRES	MT	16	20	35	45
BEEF	MT	1	0	5	0
PORK	MT	2	2	10	4
POULTRY & POULTRY PRODS	NA	---	---	26	14
POULTRY-LIVE	NA	---	---		
BABY CHICKS-BREEDER	MNO				
BABY CHICKS-EX BRDR	MNO				
POULTRY MEATS	MT	0	14	0	14
POULTRY MEAT-FR,FRZ	MT	0	14	0	14
CHICKENS	MT	0	14	0	12
TURKEYS	MT				
POULTRY MEATS-PREP	MT				
EGGS	NA	---	---	26	0
DAIRY PRODUCTS	NA	---	---	1452	1580
EVAP & COND MILK	MT	57	10	31	8
NONFAT DRY MILK	MT	0	8	0	23
BUTTER & ANHYDROUS	MT				
CHEESE	MT	24	28	99	152
FATS,OILS AND GREASES	MT	133	314	221	542
LARD	MT				
TALLOW-INEDIBLE	MT	0	5	0	4
HIDES AND SKINS	NA	---	---	1770	1345
CATTLE HIDES	MNO	5	5	127	161
CATTLE HIDES-WHOLE	MNO	0	5	0	161
FURSKINS	NA	---	---	1554	1171
OTHER ANIMAL PRODUCTS	NA	---	---	3765	3695
GRAINS AND PREPARATIONS	NA	---	---	2199	3178
WHEAT AND PRODUCTS	MT	998	1511	89	167
WHEAT AND WHEAT FLOUR	MT	997	1458	87	124
WHEAT	MT				
WHEAT FLOUR-GR EQ	MT	997	1458	87	124
BULGUR & ROLLED WHEAT	MT				
RICE	MT	309	421	213	320
GRAINS & PREP---CONTINUED					
FEED GRAINS & PRODUCTS	MT	1425	931	286	382
FEED GRAINS	MT	1025	151	156	30
BARLEY	MT				
CORN	MT	714	151	129	30
GRAIN SORGHUMS	MT	311	0	26	.0
OATS	MT				
BLENDED FOOD PRODUCTS	MT	350	515	222	419
FRUITS AND PREPARATIONS	NA	---	---	3656	6367
FRESH	MT	987	1831	678	1174
CITRUS	MT	474	805	308	392
OTHER	MT	513	1026	371	782
DRIED	MT	527	625	1251	1557
CANNED	MT	260	1277	293	1098
FRUIT JUICES	MLT	2132	2653	709	929
NUTS AND PREPARATIONS	NA	---	---	10188	13023
VEGETABLES & PREPARATIONS	NA	---	---	9251	13745
FRESH	MT	292	2262	362	1476
VEGETABLES-FROZEN	MT	2444	6471	1562	3881
PULSES	MT	3220	4234	2388	2952
DRIED BEANS	MT	2361	3384	1662	2295
DRIED PEAS	MT	278	115	197	84
DRIED LENTILS	MT	581	735	530	573
CANNED	MT	837	297	589	445
HOPS-INC EXTRACT EQ	MT	3	0	4	0
FEEDS,FODDERS-EX OILCAKE	NA	---	---	1789	1163
CORN BYPRODUCTS	MT				
ALFALFA MEAL AND CUBES	MT	22	45	1	2
OILSEEDS AND PRODUCTS	NA	---	---	28241	31681
OILCAKE AND MEAL	MT	17681	4967	4764	1530
SOYBEAN	MT	17681	4965	4764	1529
OILSEEDS	NA	---	---	5991	14083
SOYBEANS	MT	19380	45134	5494	13846
OILS AND WAXES-VEG	MT	21497	19632	15664	13935
OILS-SOYA,COTTONSEED	MT	16372	16484	10660	10066
SOYBEAN	MT	16368	16481	10654	10063
COTTONSEED	MT	4	3	5	2
TOBACCO,UNMANUFACTURED	MT	6739	5593	31902	30468
BURLEY	MT	601	388	3162	2454
FLUE-CURED	MT	4758	4089	27944	27034
COTTON-EX LINTERS	MT	227	181	316	231
COTTON LINTERS	MT	174	0	32	0
ESSENTIAL OILS	MT	159	175	2303	2378
SEEDS-FIELD AND GARDEN	NA	---	---	7462	7632
OTHER VEGETABLE PRODS	NA	---	---	5392	5647

TABLE 1--U.S. AGRICULTURAL EXPORTS: QUANTITY AND VALUE, COUNTRY BY COMMODITY GROUP, FISCAL YEARS 1980 AND 1981

COUNTRY AND COMMODITY GROUP	UNIT	QUANTITY 1980	QUANTITY 1981	VALUE 1980 $1,000	VALUE 1981 $1,000
614 NEW ZEALAND					
TOTAL	---	---	---	37913	40856
ANIMALS & ANIMAL PRODUCTS	NA	---	---	1685	3376
ANIMALS-LIVE,EX POULTRY	NA	---	---	118	69
CATTLE	HNO	0	0	0	17
MEATS AND MEAT PRODUCTS	MT	57	43	207	159
MEATS-FRESH,FROZEN	MT	0	3	0	6
BEEF AND VEAL	MT				
PORK	MT				
VARIETY MEATS	MT	0	0	0	1
MEATS-PREP,PRES	MT	57	40	207	154
BEEF	MT				
PORK	MT	55	35	204	141
POULTRY & POULTRY PRODS	NA	---	---	20	113
POULTRY-LIVE	NA	---	---		
BABY CHICKS-BREEDER	HNO				
BABY CHICKS-EX BRDR	HNO				
POULTRY MEATS	MT	3	25	15	113
POULTRY MEAT-FR,FRZ	MT	3	25	13	113
CHICKENS	MT	0	15	0	13
TURKEYS	MT	3	10	13	100
POULTRY MEATS-PREP	MT	0	0	2	0
EGGS	NA	---	---	6	0
DAIRY PRODUCTS	NA	---	---	60	1611
EVAP & COND MILK	MT				
NONFAT DRY MILK	MT	0	0	2	0
BUTTER & ANHYDROUS	MT	0	874	0	1521
CHEESE	MT	0	2	0	7
FATS,OILS AND GREASES	MT	31	80	40	97
LARD	MT				
TALLOW-INEDIBLE	MT	0	7	0	7
HIDES AND SKINS	NA	---	---	78	64
CATTLE HIDES	HNO				
CATTLE HIDES-WHOLE	HNO				
FURSKINS	NA	---	---	60	46
OTHER ANIMAL PRODUCTS	NA	---	---	1161	1264
GRAINS AND PREPARATIONS	NA	---	---	788	1283
WHEAT AND PRODUCTS	MT	12	0	2	0
WHEAT AND WHEAT FLOUR	MT	12	0	2	0
WHEAT	MT	12	0	2	0
WHEAT FLOUR-GR EQ	MT				
BULGUR & ROLLED WHEAT	MT				
RICE	MT	956	1118	495	692
GRAINS & PREP---CONTINUED					
FEED GRAINS & PRODUCTS	MT	26	140	11	63
FEED GRAINS	MT				
BARLEY	MT				
CORN	MT				
GRAIN SORGHUMS	MT				
OATS	MT				
BLENDED FOOD PRODUCTS	MT	24	11	19	14
FRUITS AND PREPARATIONS	NA	---	---	7356	10282
FRESH	MT	8926	10944	3420	4817
CITRUS	MT	7257	7747	2381	2942
OTHER	MT	1669	3197	1039	1875
DRIED	MT	1312	1680	3513	4494
CANNED	MT	92	100	97	115
FRUIT JUICES	MLT	526	1943	318	736
NUTS AND PREPARATIONS	NA	---	---	1852	2222
VEGETABLES & PREPARATIONS	NA	---	---	686	1079
FRESH	MT	0	149	0	100
VEGETABLES-FROZEN	MT	45	14	28	16
PULSES	MT	532	810	342	515
DRIED BEANS	MT	479	716	296	449
DRIED PEAS	MT	12	31	10	25
DRIED LENTILS	MT	41	63	37	41
CANNED	MT	46	28	71	36
HOPS-INC EXTRACT EQ	MT	0	0	0	1
FEEDS,FODDERS-EX OILCAKE	NA	---	---	51	51
CORN BYPRODUCTS	MT				
ALFALFA MEAL AND CUBES	MT				
OILSEEDS AND PRODUCTS	NA	---	---	13550	13011
OILCAKE AND MEAL	MT	2361	3401	653	1048
SOYBEAN	MT	406	2711	108	834
OILSEEDS	NA	---	---	423	282
SOYBEANS	MT				
OILS AND WAXES-VEG	MT	17935	17343	12358	11336
OILS-SOYA,COTTONSEED	MT	8591	10487	6082	6685
SOYBEAN	MT	7347	9571	5014	5889
COTTONSEED	MT	1244	916	1068	796
TOBACCO,UNMANUFACTURED	MT	1810	1351	8670	6965
BURLEY	MT	0	9	1	59
FLUE-CURED	MT	1365	1010	8308	6569
COTTON-EX LINTERS	MT				
COTTON LINTERS	MT				
ESSENTIAL OILS	MT	24	20	536	435
SEEDS-FIELD AND GARDEN	NA	---	---	1459	995
OTHER VEGETABLE PRODS	NA	---	---	1279	1158

TABLE 1--U.S. AGRICULTURAL EXPORTS: QUANTITY AND VALUE, COUNTRY BY COMMODITY GROUP, FISCAL YEARS 1980 AND 1981

COUNTRY AND COMMODITY GROUP	UNIT	QUANTITY 1980	QUANTITY 1981	VALUE 1980 $1,000	VALUE 1981 $1,000
641 FRENCH PACIFIC IS.					
TOTAL	---	---	---	17941	19814
ANIMALS & ANIMAL PRODUCTS	NA	---	---	7230	7467
ANIMALS-LIVE,EX POULTRY	NA	---	---		
CATTLE	MNO				
MEATS AND MEAT PRODUCTS	MT	561	374	1306	1085
MEATS-FRESH,FROZEN	MT	269	176	587	507
BEEF AND VEAL	MT	9	8	70	91
PORK	MT	178	115	445	312
VARIETY MEATS	MT	38	27	80	39
MEATS-PREP,PRES	MT	292	198	619	577
BEEF	MT	15	12	37	28
PORK	MT	242	153	492	440
POULTRY & POULTRY PRODS	NA	---	---	5824	6164
POULTRY-LIVE	NA	---	---	33	38
BABY CHICKS-BREEDER	MNO	18	3	31	7
BABY CHICKS-EX BRDR	MNO	8	27	3	17
POULTRY MEATS	MT	4554	4295	5785	6126
POULTRY MEAT-FR,FRZ	MT	4514	4259	5720	6041
CHICKENS	MT	4278	4001	5229	5478
TURKEYS	MT	57	31	110	85
POULTRY MEATS-PREP	MT	40	36	65	85
EGGS	NA	---	---	6	19
DAIRY PRODUCTS	NA	---	---	99	130
EVAP & COND MILK	MT	7	1	5	4
NONFAT DRY MILK	MT				
BUTTER & ANHYDROUS	MT				
CHEESE	MT	9	14	35	56
FATS,OILS AND GREASES	MT	0	92	0	52
LARD	MT				
TALLOW-INEDIBLE	MT	0	92	0	52
HIDES AND SKINS	NA	---	---		
CATTLE HIDES	MNO				
CATTLE HIDES-WHOLE	MNO				
FURSKINS	NA	---	---		
OTHER ANIMAL PRODUCTS	NA	---	---	1	16
GRAINS AND PREPARATIONS	NA	---	---	1322	2252
WHEAT AND PRODUCTS	MT	6	40	4	8
WHEAT AND WHEAT FLOUR	MT	0	40	0	8
WHEAT	MT	0	36	0	7
WHEAT FLOUR-GR EQ	MT	0	4	0	1
BULGUR & ROLLED WHEAT	MT				
RICE	MT	1078	1734	868	1217
GRAINS & PREP---CONTINUED					
FEED GRAINS & PRODUCTS	MT	769	3575	122	697
FEED GRAINS	MT	709	3425	89	591
BARLEY	MT				
CORN	MT	709	3425	89	591
GRAIN SORGHUMS	MT				
OATS	MT				
BLENDED FOOD PRODUCTS	MT	1	0	2	0
FRUITS AND PREPARATIONS	NA	---	---	1966	1936
FRESH	MT	1019	1181	619	756
CITRUS	MT	557	440	231	235
OTHER	MT	462	741	388	521
DRIED	MT	60	74	123	164
CANNED	MT	253	283	226	278
FRUIT JUICES	MLT	2182	1771	965	705
NUTS AND PREPARATIONS	NA	---	---	433	797
VEGETABLES & PREPARATIONS	NA	---	---	3079	3761
FRESH	MT	648	1163	338	675
VEGETABLES-FROZEN	MT	368	396	240	336
PULSES	MT	436	520	429	459
DRIED BEANS	MT	233	273	197	241
DRIED PEAS	MT	17	11	10	8
DRIED LENTILS	MT	186	236	222	210
CANNED	MT	1680	1710	1297	1489
HOPS-INC EXTRACT EQ	MT				
FEEDS,FODDERS-EX OILCAKE	NA	---	---	2299	1688
CORN BYPRODUCTS	MT	17	776	3	140
ALFALFA MEAL AND CUBES	MT				
OILSEEDS AND PRODUCTS	NA	---	---	380	612
OILCAKE AND MEAL	MT	302	922	76	192
SOYBEAN	MT	16	54	6	19
OILSEEDS	NA	---	---	12	94
SOYBEANS	MT	0	276	0	87
OILS AND WAXES-VEG	MT	230	234	293	319
OILS-SOYA,COTTONSEED	MT	10	29	6	26
SOYBEAN	MT				
COTTONSEED	MT	10	29	6	26
TOBACCO,UNMANUFACTURED	MT				
BURLEY	MT				
FLUE-CURED	MT				
COTTON-EX LINTERS	MT	389	295	589	468
COTTON LINTERS	MT				
ESSENTIAL OILS	MT				
SEEDS-FIELD AND GARDEN	NA	---	---	37	32
OTHER VEGETABLE PRODS	NA	---	---	605	802

TABLE 1--U.S. AGRICULTURAL EXPORTS: QUANTITY AND VALUE, COUNTRY BY COMMODITY GROUP, FISCAL YEARS 1980 AND 1981

COUNTRY AND COMMODITY GROUP	UNIT	QUANTITY 1980	QUANTITY 1981	VALUE 1980 $1,000	VALUE 1981 $1,000
684 TRUST TERR. OF PACIFIC IS.					
TOTAL	---	---	---	19625	20372
ANIMALS & ANIMAL PRODUCTS	NA	---	---	7392	7910
ANIMALS-LIVE,EX POULTRY	NA	---	---		
CATTLE	MNO				
MEATS AND MEAT PRODUCTS	MT	908	1111	2431	3169
MEATS-FRESH,FROZEN	MT	336	315	841	934
BEEF AND VEAL	MT	117	107	435	441
PORK	MT	118	111	204	244
VARIETY MEATS	MT	101	97	201	249
MEATS-PREP,PRES	MT	572	796	1590	2235
BEEF	MT	55	49	129	92
PORK	MT	310	434	940	1322
POULTRY & POULTRY PRODS	NA	---	---	3244	3348
POULTRY-LIVE	NA	---	---	7	0
BABY CHICKS-BREEDER	MNO	2	0	1	9
BABY CHICKS-EX BRDR	MNO				
POULTRY MEATS	MT	2258	2361	2995	3110
POULTRY MEAT-FR,FRZ	MT	1850	2230	2103	2849
CHICKENS	MT	1643	2074	1888	2701
TURKEYS	MT	182	153	172	146
POULTRY MEATS-PREP	MT	408	131	892	260
EGGS	NA	---	---	242	239
DAIRY PRODUCTS	NA	---	---	1628	1266
EVAP & COND MILK	MT	760	594	674	617
NONFAT DRY MILK	MT	12	61	25	131
BUTTER & ANHYDROUS	MT	141	26	461	97
CHEESE	MT	67	27	171	86
FATS,OILS AND GREASES	MT	73	111	89	124
LARD	MT	1	24	1	23
TALLOW-INEDIBLE	MT				
HIDES AND SKINS	NA	---	---		
CATTLE HIDES	MNO				
CATTLE HIDES-WHOLE	MNO				
FURSKINS	NA	---	---		
OTHER ANIMAL PRODUCTS	NA	---	---	0	3
GRAINS AND PREPARATIONS	NA	---	---	4560	4959
WHEAT AND PRODUCTS	MT	4428	3165	1285	895
WHEAT AND WHEAT FLOUR	MT	4317	3149	1207	885
WHEAT	MT				
WHEAT FLOUR-GR EQ	MT	4317	3149	1207	885
BULGUR & ROLLED WHEAT	MT	9	0	4	0
RICE	MT	6551	6438	3071	3773

GRAINS & PREP---CONTINUED

COMMODITY GROUP	UNIT	QUANTITY 1980	QUANTITY 1981	VALUE 1980 $1,000	VALUE 1981 $1,000
FEED GRAINS & PRODUCTS	MT	41	86	12	28
FEED GRAINS	MT	33	18	3	3
BARLEY	MT				
CORN	MT				
GRAIN SORGHUMS	MT	33	18	3	3
OATS	MT				
BLENDED FOOD PRODUCTS	MT	0	0	1	0
FRUITS AND PREPARATIONS	NA	---	---	1874	736
FRESH	MT	1263	86	693	64
CITRUS	MT	54	22	30	15
OTHER	MT	1209	64	663	49
DRIED	MT	15	5	9	14
CANNED	MT	365	411	310	428
FRUIT JUICES	MLT	1560	369	795	196
NUTS AND PREPARATIONS	NA	---	---	124	224
VEGETABLES & PREPARATIONS	NA	---	---	1478	871
FRESH	MT	266	181	134	123
VEGETABLES-FROZEN	MT	159	52	130	40
PULSES	MT	4	36	3	29
DRIED BEANS	MT	4	36	3	29
DRIED PEAS	MT				
DRIED LENTILS	MT				
CANNED	MT	810	226	546	227
HOPS-INC EXTRACT EQ	MT				
FEEDS,FODDERS-EX OILCAKE	NA	---	---	248	250
CORN BYPRODUCTS	MT	77	35	19	6
ALFALFA MEAL AND CUBES	MT				
OILSEEDS AND PRODUCTS	NA	---	---	430	431
OILCAKE AND MEAL	MT				
SOYBEAN	MT				
OILSEEDS	NA	---	---	1	0
SOYBEANS	MT	2	0	1	0
OILS AND WAXES-VEG	MT	373	335	429	430
OILS-SOYA,COTTONSEED	MT	12	11	12	13
SOYBEAN	MT	12	9	12	11
COTTONSEED	MT	0	2	0	2
TOBACCO,UNMANUFACTURED	MT				
BURLEY	MT				
FLUE-CURED	MT				
COTTON-EX LINTERS	MT				
COTTON LINTERS	MT				
ESSENTIAL OILS	MT	1	0	2	2
SEEDS-FIELD AND GARDEN	NA	---	---	0	1
OTHER VEGETABLE PRODS	NA	---	---	3518	4968

TABLE 1--U.S. AGRICULTURAL EXPORTS: QUANTITY AND VALUE, COUNTRY BY COMMODITY GROUP, FISCAL YEARS 1980 AND 1981

COUNTRY AND COMMODITY GROUP	UNIT	QUANTITY 1980	QUANTITY 1981	VALUE 1980 $1,000	VALUE 1981 $1,000
686 PACIFIC ISLANDS, NEC					
TOTAL	---	---	---	1781	2494
ANIMALS & ANIMAL PRODUCTS	NA	---	---	12	14
ANIMALS-LIVE,EX POULTRY	NA	---	---		
CATTLE	MNO				
MEATS AND MEAT PRODUCTS	MT	0	1	1	3
MEATS-FRESH,FROZEN	MT				
BEEF AND VEAL	MT				
PORK	MT				
VARIETY MEATS	MT				
MEATS-PREP,PRES	MT	0	1	1	3
BEEF	MT				
PORK	MT	0	1	0	3
POULTRY & POULTRY PRODS	NA	---	---	3	4
POULTRY-LIVE	NA	---	---		
BABY CHICKS-BREEDER	MNO				
BABY CHICKS-EX BRDR	MNO				
POULTRY MEATS	MT	3	4	3	4
POULTRY MEAT-FR,FRZ	MT	1	4	1	4
CHICKENS	MT	1	4	1	4
TURKEYS	MT				
POULTRY MEATS-PREP	MT	2	0	2	0
EGGS	NA	---	---		
DAIRY PRODUCTS	NA	---	---	1	1
EVAP & COND MILK	MT	0	1	0	1
NONFAT DRY MILK	MT				
BUTTER & ANHYDROUS	MT				
CHEESE	MT				
FATS,OILS AND GREASES	MT	5	0	7	0
LARD	MT				
TALLOW-INEDIBLE	MT				
HIDES AND SKINS	NA	---	---		
CATTLE HIDES	MNO				
CATTLE HIDES-WHOLE	MNO				
FURSKINS	NA	---	---		
OTHER ANIMAL PRODUCTS	NA	---	---	0	6
GRAINS AND PREPARATIONS	NA	---	---	2	39
WHEAT AND PRODUCTS	MT	0	63	0	2
WHEAT AND WHEAT FLOUR	MT	0	63	0	2
WHEAT	MT				
WHEAT FLOUR-GR EQ	MT	0	63	0	2
BULGUR & ROLLED WHEAT	MT				
RICE	MT	0	37	0	28

GRAINS & PREP---CONTINUED

COMMODITY GROUP	UNIT	QUANTITY 1980	QUANTITY 1981	VALUE 1980 $1,000	VALUE 1981 $1,000
FEED GRAINS & PRODUCTS	MT				
FEED GRAINS	MT				
BARLEY	MT				
CORN	MT				
GRAIN SORGHUMS	MT				
OATS	MT				
BLENDED FOOD PRODUCTS	MT				
FRUITS AND PREPARATIONS	NA	---	---	189	144
FRESH	MT	210	163	149	113
CITRUS	MT	44	63	28	26
OTHER	MT	166	100	121	86
DRIED	MT	0	1	0	2
CANNED	MT	2	1	3	1
FRUIT JUICES	MLT	67	36	35	26
NUTS AND PREPARATIONS	NA	---	---	155	131
VEGETABLES & PREPARATIONS	NA	---	---	277	780
FRESH	MT	246	918	149	590
VEGETABLES-FROZEN	MT	3	0	2	0
PULSES	MT	0	48	0	23
DRIED BEANS	MT	0	48	0	23
DRIED PEAS	MT				
DRIED LENTILS	MT				
CANNED	MT	13	11	13	9
HOPS-INC EXTRACT EQ	MT				
FEEDS,FODDERS-EX OILCAKE	NA	---	---	194	267
CORN BYPRODUCTS	MT				
ALFALFA MEAL AND CUBES	MT				
OILSEEDS AND PRODUCTS	NA	---	---	31	91
OILCAKE AND MEAL	MT	50	0	17	0
SOYBEAN	MT	50	0	17	0
OILSEEDS	NA	---	---	5	13
SOYBEANS	MT	0	18	0	6
OILS AND WAXES-VEG	MT	8	66	10	78
OILS-SOYA,COTTONSEED	MT	0	2	0	2
SOYBEAN	MT	0	2	0	2
COTTONSEED	MT				
TOBACCO,UNMANUFACTURED	MT	175	176	719	849
BURLEY	MT				
FLUE-CURED	MT	175	176	719	849
COTTON-EX LINTERS	MT				
COTTON LINTERS	MT				
ESSENTIAL OILS	MT				
SEEDS-FIELD AND GARDEN	NA	---	---	29	24
OTHER VEGETABLE PRODS	NA	---	---	173	157

TABLE 1--U.S. AGRICULTURAL EXPORTS: QUANTITY AND VALUE, COUNTRY BY COMMODITY GROUP, FISCAL YEARS 1980 AND 1981

COUNTRY AND COMMODITY GROUP	UNIT	QUANTITY 1980	QUANTITY 1981	VALUE 1980 $1,000	VALUE 1981 $1,000
714 MOROCCO					
TOTAL	---	---	---	127691	160175
ANIMALS & ANIMAL PRODUCTS	NA	---	---	7228	4577
ANIMALS-LIVE,EX POULTRY	NA	---	---		
CATTLE	MNO				
MEATS AND MEAT PRODUCTS	MT				
MEATS-FRESH,FROZEN	MT				
BEEF AND VEAL	MT				
PORK	MT				
VARIETY MEATS	MT				
MEATS-PREP,PRES	MT				
BEEF	MT				
PORK	MT				
POULTRY & POULTRY PRODS	NA	---	---	81	94
POULTRY-LIVE	NA	---	---	81	94
BABY CHICKS-BREEDER	MNO	42	41	81	94
BABY CHICKS-EX BROR	MNO				
POULTRY MEATS	MT				
POULTRY MEAT-FR,FRZ	MT				
CHICKENS	MT				
TURKEYS	MT				
POULTRY MEATS-PREP	MT				
EGGS	NA	---	---		
DAIRY PRODUCTS	NA	---	---	1091	29
EVAP & COND MILK	MT				
NONFAT DRY MILK	MT	1687	42	569	28
BUTTER & ANHYDROUS	MT				
CHEESE	MT				
FATS,OILS AND GREASES	MT	10936	9446	5955	4308
LARD	MT				
TALLOW-INEDIBLE	MT	10933	9443	5949	4301
HIDES AND SKINS	NA	---	---	101	145
CATTLE HIDES	MNO	2	3	101	145
CATTLE HIDES-WHOLE	MNO	2	3	101	145
FURSKINS	NA	---	---		
OTHER ANIMAL PRODUCTS	NA	---	---	0	1
GRAINS AND PREPARATIONS	NA	---	---	99133	143905
WHEAT AND PRODUCTS	MT	491446	761805	84399	114231
WHEAT AND WHEAT FLOUR	MT	490871	761805	84274	114231
WHEAT	MT	455376	700700	77288	104111
WHEAT FLOUR-GR EQ	MT	35495	61105	6986	10119
BULGUR & ROLLED WHEAT	MT	575	0	125	0
RICE	MT	918	81	322	42
GRAINS & PREP---CONTINUED					
FEED GRAINS & PRODUCTS	MT	109226	194805	13142	27312
FEED GRAINS	MT	109226	194805	13142	27312
BARLEY	MT	0	15741	0	1938
CORN	MT	109226	178918	13142	25360
GRAIN SORGHUMS	MT	0	146	0	14
OATS	MT				
BLENDED FOOD PRODUCTS	MT	3438	6645	1250	2296
FRUITS AND PREPARATIONS	NA	---	---	3	0
FRESH	MT				
CITRUS	MT				
OTHER	MT				
DRIED	MT				
CANNED	MT	4	0	1	0
FRUIT JUICES	MLT	3	0	2	0
NUTS AND PREPARATIONS	NA	---	---		
VEGETABLES & PREPARATIONS	NA	---	---	50	354
FRESH	MT				
VEGETABLES-FROZEN	MT				
PULSES	MT				
DRIED BEANS	MT				
DRIED PEAS	MT				
DRIED LENTILS	MT				
CANNED	MT	14	0	17	0
HOPS-INC EXTRACT EQ	MT	0	32	0	317
FEEDS,FODDERS-EX OILCAKE	NA	---	---		
CORN BYPRODUCTS	MT				
ALFALFA MEAL AND CUBES	MT				
OILSEEDS AND PRODUCTS	NA	---	---	10358	5575
OILCAKE AND MEAL	MT				
SOYBEAN	MT				
OILSEEDS	NA	---	---	8233	1275
SOYBEANS	MT	33610	4250	8233	1275
OILS AND WAXES-VEG	MT	2257	5096	2125	4301
OILS-SOYA,COTTONSEED	MT	2257	4995	2125	4222
SOYBEAN	MT	2257	4995	2125	4222
COTTONSEED	MT				
TOBACCO,UNMANUFACTURED	MT	0	1	0	8
BURLEY	MT				
FLUE-CURED	MT				
COTTON-EX LINTERS	MT	5426	2396	8101	4294
COTTON LINTERS	MT				
ESSENTIAL OILS	MT	12	14	210	305
SEEDS-FIELD AND GARDEN	NA	---	---	201	583
OTHER VEGETABLE PRODS	NA	---	---	2407	573

TABLE 1--U.S. AGRICULTURAL EXPORTS: QUANTITY AND VALUE, COUNTRY BY COMMODITY GROUP, FISCAL YEARS 1980 AND 1981

COUNTRY AND COMMODITY GROUP	UNIT	QUANTITY 1980	QUANTITY 1981	VALUE 1980 $1,000	VALUE 1981 $1,000
721 ALGERIA					
TOTAL	---	---	---	185220	265365
ANIMALS & ANIMAL PRODUCTS	NA	---	---	18939	23081
ANIMALS-LIVE,EX POULTRY	NA	---	---		
CATTLE	MNO				
MEATS AND MEAT PRODUCTS	MT	3	18	6	8
MEATS-FRESH,FROZEN	MT	0	18	0	8
BEEF AND VEAL	MT				
PORK	MT				
VARIETY MEATS	MT	0	18	0	8
MEATS-PREP,PRES	MT	3	0	6	0
BEEF	MT	1	0	3	0
PORK	MT	2	0	4	0
POULTRY & POULTRY PRODS	NA	---	---	132	0
POULTRY-LIVE	NA	---	---		
BABY CHICKS-BREEDER	MNO				
BABY CHICKS-EX BRDR	MNO				
POULTRY MEATS	MT	149	0	132	0
POULTRY MEAT-FR,FRZ	MT	149	0	132	0
CHICKENS	MT	149	0	132	0
TURKEYS	MT				
POULTRY MEATS-PREP	MT				
EGGS	NA	---	---		
DAIRY PRODUCTS	NA	---	---	204	0
EVAP & COND MILK	MT	164	0	204	0
NONFAT DRY MILK	MT				
BUTTER & ANHYDROUS	MT				
CHEESE	MT				
FATS,OILS AND GREASES	MT	32697	48210	16411	22837
LARD	MT				
TALLOW-INEDIBLE	MT	32697	46212	16411	21742
HIDES AND SKINS	NA	---	---	2153	235
CATTLE HIDES	MNO	52	6	2153	235
CATTLE HIDES-WHOLE	MNO	52	6	2153	235
FURSKINS	NA	---	---		
OTHER ANIMAL PRODUCTS	NA	---	---	32	0
GRAINS AND PREPARATIONS	NA	---	---	98268	136770
WHEAT AND PRODUCTS	MT	401642	443263	79247	92225
WHEAT AND WHEAT FLOUR	MT	401642	443263	79247	92225
WHEAT	MT	401642	443263	79247	92225
WHEAT FLOUR-GR EQ	MT				
BULGUR & ROLLED WHEAT	MT				
RICE	MT	1016	5353	560	2569

GRAINS & PREP---CONTINUED

COMMODITY GROUP	UNIT	QUANTITY 1980	QUANTITY 1981	VALUE 1980 $1,000	VALUE 1981 $1,000
FEED GRAINS & PRODUCTS	MT	149233	273142	18260	41969
FEED GRAINS	MT	149233	273142	18260	41969
BARLEY	MT				
CORN	MT	149233	273142	18260	41969
GRAIN SORGHUMS	MT				
OATS	MT				
BLENDED FOOD PRODUCTS	MT				
FRUITS AND PREPARATIONS	NA	---	---		
FRESH	MT				
CITRUS	MT				
OTHER	MT				
DRIED	MT				
CANNED	MT				
FRUIT JUICES	MLT				
NUTS AND PREPARATIONS	NA	---	---	3972	5257
VEGETABLES & PREPARATIONS	NA	---	---	39138	40749
FRESH	MT				
VEGETABLES-FROZEN	MT				
PULSES	MT	47453	52404	39024	40749
DRIED BEANS	MT	26233	20828	16539	16241
DRIED PEAS	MT	79	0	43	0
DRIED LENTILS	MT	21141	31576	22442	24508
CANNED	MT	32	0	30	0
HOPS-INC EXTRACT EQ	MT				
FEEDS,FODDERS-EX OILCAKE	NA	---	---		
CORN BYPRODUCTS	MT				
ALFALFA MEAL AND CUBES	MT				
OILSEEDS AND PRODUCTS	NA	---	---	7647	52207
OILCAKE AND MEAL	MT	8499	7999	2066	1946
SOYBEAN	MT	8499	7999	2066	1946
OILSEEDS	NA	---	---	251	31
SOYBEANS	MT				
OILS AND WAXES-VEG	MT	12008	80258	5330	50231
OILS-SOYA,COTTONSEED	MT				
SOYBEAN	MT				
COTTONSEED	MT				
TOBACCO,UNMANUFACTURED	MT	1337	1379	5825	6659
BURLEY	MT	417	350	1686	1896
FLUE-CURED	MT	919	999	4135	4620
COTTON-EX LINTERS	MT	50	0	63	0
COTTON LINTERS	MT	3	0	2	0
ESSENTIAL OILS	MT	0	2	0	3
SEEDS-FIELD AND GARDEN	NA	---	---	646	199
OTHER VEGETABLE PRODS	NA	---	---	10722	440

TABLE 1--U.S. AGRICULTURAL EXPORTS: QUANTITY AND VALUE, COUNTRY BY COMMODITY GROUP, FISCAL YEARS 1980 AND 1981

COUNTRY AND COMMODITY GROUP	UNIT	QUANTITY 1980	QUANTITY 1981	VALUE 1980 $1,000	VALUE 1981 $1,000
723 TUNISIA					
TOTAL	---	---	---	196396	79809
ANIMALS & ANIMAL PRODUCTS	NA	---	---	642	304
ANIMALS-LIVE,EX POULTRY	NA	---	---		
CATTLE	MNO				
MEATS AND MEAT PRODUCTS	MT				
MEATS-FRESH,FROZEN	MT				
BEEF AND VEAL	MT				
PORK	MT				
VARIETY MEATS	MT				
MEATS-PREP,PRES	MT				
BEEF	MT				
PORK	MT				
POULTRY & POULTRY PRODS	NA	---	---		
POULTRY-LIVE	NA	---	---		
BABY CHICKS-BREEDER	MNO				
BABY CHICKS-EX BRDR	MNO				
POULTRY MEATS	MT				
POULTRY MEAT-FR,FRZ	MT				
CHICKENS	MT				
TURKEYS	MT				
POULTRY MEATS-PREP	MT				
EGGS	NA	---	---		
DAIRY PRODUCTS	NA	---	---	198	304
EVAP & COND MILK	MT				
NONFAT DRY MILK	MT	561	773	198	304
BUTTER & ANHYDROUS	MT				
CHEESE	MT				
FATS,OILS AND GREASES	MT				
LARD	MT				
TALLOW-INEDIBLE	MT				
HIDES AND SKINS	NA	---	---	444	0
CATTLE HIDES	MNO	9	0	444	0
CATTLE HIDES-WHOLE	MNO	9	0	444	0
FURSKINS	NA	---	---		
OTHER ANIMAL PRODUCTS	NA	---	---		
GRAINS AND PREPARATIONS	NA	---	---	94697	77109
WHEAT AND PRODUCTS	MT	294990	163489	57519	36052
WHEAT AND WHEAT FLOUR	MT	293383	163289	57211	36005
WHEAT	MT	288691	156685	56385	34701
WHEAT FLOUR-GR EQ	MT	4692	6604	826	1304
BULGUR & ROLLED WHEAT	MT	1607	200	308	47
RICE	MT	72	223	32	134
GRAINS & PREP---CONTINUED					
FEED GRAINS & PRODUCTS	MT	295649	283792	37131	40763
FEED GRAINS	MT	295618	283733	37091	40706
BARLEY	MT	11681	78448	1343	10830
CORN	MT	283937	205285	35748	29876
GRAIN SORGHUMS	MT				
OATS	MT				
BLENDED FOOD PRODUCTS	MT	36	374	14	160
FRUITS AND PREPARATIONS	NA	---	---		
FRESH	MT				
CITRUS	MT				
OTHER	MT				
DRIED	MT				
CANNED	MT				
FRUIT JUICES	MLT				
NUTS AND PREPARATIONS	NA	---	---	931	0
VEGETABLES & PREPARATIONS	NA	---	---	2795	130
FRESH	MT				
VEGETABLES-FROZEN	MT				
PULSES	MT	3756	0	2762	0
DRIED BEANS	MT	3756	0	2762	0
DRIED PEAS	MT				
DRIED LENTILS	MT				
CANNED	MT				
HOPS-INC EXTRACT EQ	MT	0	10	0	130
FEEDS,FODDERS-EX OILCAKE	NA	---	---		
CORN BYPRODUCTS	MT				
ALFALFA MEAL AND CUBES	MT				
OILSEEDS AND PRODUCTS	NA	---	---	5118	1471
OILCAKE AND MEAL	MT				
SOYBEAN	MT				
OILSEEDS	NA	---	---	4689	0
SOYBEANS	MT	17973	0	4689	0
OILS AND WAXES-VEG	MT	515	1728	429	1471
OILS-SOYA,COTTONSEED	MT	515	1728	429	1471
SOYBEAN	MT	515	1728	429	1471
COTTONSEED	MT				
TOBACCO,UNMANUFACTURED	MT				
BURLEY	MT				
FLUE-CURED	MT				
COTTON-EX LINTERS	MT	787	250	1177	512
COTTON LINTERS	MT				
ESSENTIAL OILS	MT	0	0	3	1
SEEDS-FIELD AND GARDEN	NA	---	---	73	49
OTHER VEGETABLE PRODS	NA	---	---	960	233

TABLE 1--U.S. AGRICULTURAL EXPORTS: QUANTITY AND VALUE, COUNTRY BY COMMODITY GROUP, FISCAL YEARS 1980 AND 1981

COUNTRY AND COMMODITY GROUP	UNIT	QUANTITY 1980	QUANTITY 1981	VALUE 1980 $1,000	VALUE 1981 $1,000
725 LIBYA					
TOTAL	---	---	---	16058	16011
ANIMALS & ANIMAL PRODUCTS	NA	---	---	626	1166
ANIMALS-LIVE,EX POULTRY	NA	---	---	0	845
CATTLE	MNO	0	1	0	845
MEATS AND MEAT PRODUCTS	MT	470	0	455	0
MEATS-FRESH,FROZEN	MT				
BEEF AND VEAL	MT				
PORK	MT				
VARIETY MEATS	MT				
MEATS-PREP,PRES	MT	470	0	455	0
BEEF	MT	470	0	455	0
PORK	MT				
POULTRY & POULTRY PRODS	NA	---	---	169	0
POULTRY-LIVE	NA	---	---		
BABY CHICKS-BREEDER	MNO				
BABY CHICKS-EX BRDR	MNO				
POULTRY MEATS	MT				
POULTRY MEAT-FR,FRZ	MT				
CHICKENS	MT				
TURKEYS	MT				
POULTRY MEATS-PREP	MT				
EGGS	NA	---	---	169	0
DAIRY PRODUCTS	NA	---	---	0	162
EVAP & COND MILK	MT				
NONFAT DRY MILK	MT				
BUTTER & ANHYDROUS	MT				
CHEESE	MT	0	2	0	6
FATS,OILS AND GREASES	MT	0	250	0	152
LARD	MT				
TALLOW-INEDIBLE	MT	0	250	0	152
HIDES AND SKINS	NA	---	---		
CATTLE HIDES	MNO				
CATTLE HIDES-WHOLE	MNO				
FURSKINS	NA	---	---		
OTHER ANIMAL PRODUCTS	NA	---	---	2	7
GRAINS AND PREPARATIONS	NA	---	---	5265	6853
WHEAT AND PRODUCTS	MT	16084	0	2903	0
WHEAT AND WHEAT FLOUR	MT	16084	0	2903	0
WHEAT	MT	16094	0	2903	0
WHEAT FLOUR-GR EQ	MT				
BULGUR & ROLLED WHEAT	MT				
RICE	MT	2509	2010	2193	1930
GRAINS & PREP---CONTINUED					
FEED GRAINS & PRODUCTS	MT	12	29955	2	4777
FEED GRAINS	MT	0	29920	0	4730
BARLEY	MT	0	100	0	72
CORN	MT	0	29820	0	4658
GRAIN SORGHUMS	MT				
OATS	MT				
BLENDED FOOD PRODUCTS	MT				
FRUITS AND PREPARATIONS	NA	---	---	372	187
FRESH	MT	16	0	10	0
CITRUS	MT	7	0	3	0
OTHER	MT	9	0	7	0
DRIED	MT	3	0	2	0
CANNED	MT	44	0	55	0
FRUIT JUICES	MLT	435	0	287	0
NUTS AND PREPARATIONS	NA	---	---	314	202
VEGETABLES & PREPARATIONS	NA	---	---	1712	1461
FRESH	MT	179	1543	124	745
VEGETABLES-FROZEN	MT				
PULSES	MT	0	1	0	1
DRIED BEANS	MT	0	1	0	1
DRIED PEAS	MT				
DRIED LENTILS	MT				
CANNED	MT	752	133	1309	257
HOPS-INC EXTRACT EQ	MT				
FEEDS,FODDERS-EX OILCAKE	NA	---	---	2	0
CORN BYPRODUCTS	MT				
ALFALFA MEAL AND CUBES	MT				
OILSEEDS AND PRODUCTS	NA	---	---	19	0
OILCAKE AND MEAL	MT				
SOYBEAN	MT				
OILSEEDS	NA	---	---		
SOYBEANS	MT				
OILS AND WAXES-VEG	MT	20	0	19	0
OILS-SOYA,COTTONSEED	MT				
SOYBEAN	MT				
COTTONSEED	MT				
TOBACCO,UNMANUFACTURED	MT	1170	800	5797	4086
BURLEY	MT	71	0	437	0
FLUE-CURED	MT	924	650	5268	4049
COTTON-EX LINTERS	MT				
COTTON LINTERS	MT				
ESSENTIAL OILS	MT	1	1	27	54
SEEDS-FIELD AND GARDEN	NA	---	---	1179	1953
OTHER VEGETABLE PRODS	NA	---	---	743	50

TABLE 4--U.S. AGRICULTURAL EXPORTS: QUANTITY AND VALUE, COUNTRY BY COMMODITY GROUP, FISCAL YEARS 1980 AND 1981

COUNTRY AND COMMODITY GROUP	UNIT	QUANTITY 1980	QUANTITY 1981	VALUE 1980 $1,000	VALUE 1981 $1,000
729 EGYPT					
TOTAL	---	---	---	736180	950375
ANIMALS & ANIMAL PRODUCTS	NA	---	---	132188	185949
ANIMALS-LIVE,EX POULTRY	NA	---	---		
CATTLE	MNO				
MEATS AND MEAT PRODUCTS	MT	4087	9259	4555	10988
MEATS-FRESH,FROZEN	MT	4044	9244	4489	10948
BEEF AND VEAL	MT	60	136	319	518
PORK	MT				
VARIETY MEATS	MT	3974	9108	4161	10430
MEATS-PREP,PRES	MT	43	15	65	40
BEEF	MT	5	1	5	1
PORK	MT	2	3	3	10
POULTRY & POULTRY PRODS	NA	---	---	39885	75926
POULTRY-LIVE	NA	---	---	0	22
BABY CHICKS-BREEDER	MNO	0	27	0	22
BABY CHICKS-EX BROR	MNO				
POULTRY MEATS	MT	39730	63798	39168	71254
POULTRY MEAT-FR,FRZ	MT	39730	63523	39168	70891
CHICKENS	MT	28044	50085	30713	58868
TURKEYS	MT	7584	8374	5820	7616
POULTRY MEATS-PREP	MT	0	275	0	363
EGGS	NA	---	---	717	4650
DAIRY PRODUCTS	NA	---	---	112	2283
EVAP & COND MILK	MT	1	1	2	2
NONFAT DRY MILK	MT	97	5318	34	2227
BUTTER & ANHYDROUS	MT				
CHEESE	MT	3	12	11	35
FATS,OILS AND GREASES	MT	167251	197465	87596	96423
LARD	MT				
TALLOW-INEDIBLE	MT	167055	196611	87463	95841
HIDES AND SKINS	NA	---	---	0	319
CATTLE HIDES	MNO	0	10	0	310
CATTLE HIDES-WHOLE	MNO	0	10	0	310
FURSKINS	NA	---	---		
OTHER ANIMAL PRODUCTS	NA	---	---	40	11
GRAINS AND PREPARATIONS	NA	---	---	432582	612057
WHEAT AND PRODUCTS	MT	1781367	2491111	312026	436378
WHEAT AND WHEAT FLOUR	MT	1779452	2489697	311546	436034
WHEAT	MT	1218413	1917525	207206	324375
WHEAT FLOUR-GR EQ	MT	561039	572172	104341	111659
BULGUR & ROLLED WHEAT	MT	1915	1378	480	321
RICE	MT	9	1	0	1
GRAINS & PREP---CONTINUED					
FEED GRAINS & PRODUCTS	MT	874036	1129591	112950	168113
FEED GRAINS	MT	873567	1129049	112741	167684
BARLEY	MT				
CORN	MT	873567	1129048	112741	167683
GRAIN SORGHUMS	MT	0	1	0	1
OATS	MT				
BLENDED FOOD PRODUCTS	MT	17311	16638	6398	6865
FRUITS AND PREPARATIONS	NA	---	---	1750	2147
FRESH	MT	1199	1216	1467	1365
CITRUS	MT				
OTHER	MT	1199	1216	1467	1365
DRIED	MT	0	138	0	254
CANNED	MT	201	358	188	332
FRUIT JUICES	MLT	128	371	48	109
NUTS AND PREPARATIONS	NA	---	---	279	209
VEGETABLES & PREPARATIONS	NA	---	---	5592	9382
FRESH	MT				
VEGETABLES-FROZEN	MT				
PULSES	MT	5455	12320	5341	8900
DRIED BEANS	MT				
DRIED PEAS	MT	0	1361	0	398
DRIED LENTILS	MT	5455	10959	5341	8503
CANNED	MT	42	18	52	28
HOPS-INC EXTRACT EQ	MT				
FEEDS,FODDERS-EX OILCAKE	NA	---	---	60	160
CORN BYPRODUCTS	MT				
ALFALFA MEAL AND CUBES	MT	38	0	25	0
OILSEEDS AND PRODUCTS	NA	---	---	120277	88865
OILCAKE AND MEAL	MT				
SOYBEAN	MT				
OILSEEDS	NA	---	---	4316	5769
SOYBEANS	MT	15216	18700	4316	5669
OILS AND WAXES-VEG	MT	172952	128690	115934	82982
OILS-SOYA,COTTONSEED	MT	163047	78956	109245	46294
SOYBEAN	MT	5963	3389	5099	2884
COTTONSEED	MT	157084	75567	104146	43410
TOBACCO,UNMANUFACTURED	MT	8095	7301	31205	28827
BURLEY	MT	700	120	3370	463
FLUE-CURED	MT	5545	5592	25818	24662
COTTON-EX LINTERS	MT				
COTTON LINTERS	MT				
ESSENTIAL OILS	MT	52	97	162	284
SEEDS-FIELD AND GARDEN	NA	---	---	974	3492
OTHER VEGETABLE PRODS	NA	---	---	11110	19004

TABLE 1--U.S. AGRICULTURAL EXPORTS: QUANTITY AND VALUE, COUNTRY BY COMMODITY GROUP, FISCAL YEARS 1980 AND 1981

COUNTRY AND COMMODITY GROUP	UNIT	QUANTITY 1980	QUANTITY 1981	VALUE 1980 $1,000	VALUE 1981 $1,000
732 SUDAN					
TOTAL	---	---	---	74436	83372
ANIMALS & ANIMAL PRODUCTS	NA	---	---	3736	13684
ANIMALS-LIVE,EX POULTRY	NA	---	---		
CATTLE	MNO				
MEATS AND MEAT PRODUCTS	MT	2	3	2	16
MEATS-FRESH,FROZEN	MT	0	2	0	15
BEEF AND VEAL	MT	0	2	0	15
PORK	MT				
VARIETY MEATS	MT				
MEATS-PREP,PRES	MT	2	1	2	1
BEEF	MT	1	1	1	1
PORK	MT				
POULTRY & POULTRY PRODS	NA	---	---		
POULTRY-LIVE	NA	---	---		
BABY CHICKS-BREEDER	MNO				
BABY CHICKS-EX BROR	MNO				
POULTRY MEATS	MT				
POULTRY MEAT-FR,FRZ	MT				
CHICKENS	MT				
TURKEYS	MT				
POULTRY MEATS-PREP	MT				
EGGS	NA	---	---		
DAIRY PRODUCTS	NA	---	---		
EVAP & COND MILK	MT	0	6	405	1032
NONFAT DRY MILK	MT	1134	2293	400	912
BUTTER & ANHYDROUS	MT				
CHEESE	MT				
FATS,OILS AND GREASES	MT	5251	21630	3329	12636
LARD	MT				
TALLOW-INEDIBLE	MT	5249	21630	3327	12636
HIDES AND SKINS	NA	---	---		
CATTLE HIDES	MNO				
CATTLE HIDES-WHOLE	MNO				
FURSKINS	NA	---	---		
OTHER ANIMAL PRODUCTS	NA	---	---		
GRAINS AND PREPARATIONS	NA	---	---	69020	67035
WHEAT AND PRODUCTS	MT	383407	371043	68904	65808
WHEAT AND WHEAT FLOUR	MT	383407	369492	68904	66445
WHEAT	MT	309689	223155	55811	38156
WHEAT FLOUR-GR EQ	MT	73718	146337	13094	28289
BULGUR & ROLLED WHEAT	MT	0	1551	0	363
RICE	MT	28	209	12	53
GRAINS & PREP---CONTINUED					
FEED GRAINS & PRODUCTS	MT	539	121	80	81
FEED GRAINS	MT	0	68	0	20
BARLEY	MT				
CORN	MT	0	68	0	20
GRAIN SORGHUMS	MT				
OATS	MT				
BLENDED FOOD PRODUCTS	MT				
FRUITS AND PREPARATIONS	NA	---	---	32	20
FRESH	MT	33	8	11	8
CITRUS	MT	0	2	0	2
OTHER	MT	33	6	11	7
DRIED	MT				
CANNED	MT	11	5	10	6
FRUIT JUICES	MLT	21	7	11	2
NUTS AND PREPARATIONS	NA	---	---	0	8
VEGETABLES & PREPARATIONS	NA	---	---	34	91
FRESH	MT				
VEGETABLES-FROZEN	MT	25	0	12	0
PULSES	MT	50	26	11	10
DRIED BEANS	MT	47	26	10	10
DRIED PEAS	MT	3	0	1	0
DRIED LENTILS	MT				
CANNED	MT	9	16	7	18
HOPS-INC EXTRACT EQ	MT				
FEEDS,FODDERS-EX OILCAKE	NA	---	---	0	2
CORN BYPRODUCTS	MT				
ALFALFA MEAL AND CUBES	MT				
OILSEEDS AND PRODUCTS	NA	---	---	325	477
OILCAKE AND MEAL	MT				
SOYBEAN	MT				
OILSEEDS	NA	---	---	0	25
SOYBEANS	MT				
OILS AND WAXES-VEG	MT	337	533	323	452
OILS-SOYA,COTTONSEED	MT	332	503	315	416
SOYBEAN	MT	332	503	315	416
COTTONSEED	MT				
TOBACCO,UNMANUFACTURED	MT				
BURLEY	MT				
FLUE-CURED	MT				
COTTON-EX LINTERS	MT				
COTTON LINTERS	MT				
ESSENTIAL OILS	MT				
SEEDS-FIELD AND GARDEN	NA	---	---	182	285
OTHER VEGETABLE PRODS	NA	---	---	1108	1770

TABLE 1--U.S. AGRICULTURAL EXPORTS: QUANTITY AND VALUE, COUNTRY BY COMMODITY GROUP, FISCAL YEARS 1980 AND 1981

COUNTRY AND COMMODITY GROUP	UNIT	QUANTITY 1980	QUANTITY 1981	VALUE 1980 $1,000	VALUE 1981 $1,000
733 CANARY ISLANDS					
TOTAL	---	---	---	49403	69082
ANIMALS & ANIMAL PRODUCTS	NA	---	---	13227	12927
ANIMALS-LIVE,EX POULTRY	NA	---	---		
CATTLE	MNO				
MEATS AND MEAT PRODUCTS	MT	1323	753	2302	2544
MEATS-FRESH,FROZEN	MT	1236	708	2014	2475
BEEF AND VEAL	MT	0	325	0	1644
PORK	MT	793	160	1596	412
VARIETY MEATS	MT	431	223	405	418
MEATS-PREP,PRES	MT	87	45	288	70
BEEF	MT				
PORK	MT	86	35	286	40
POULTRY & POULTRY PRODS	NA	---	---	10904	10381
POULTRY-LIVE	NA	---	---		
BABY CHICKS-BREEDER	MNO				
BABY CHICKS-EX BRDR	MNO				
POULTRY MEATS	MT	9740	8227	10904	10381
POULTRY MEAT-FR,FRZ	MT	9725	8227	10891	10381
CHICKENS	MT	9632	8143	10735	10237
TURKEYS	MT	76	84	125	144
POULTRY MEATS-PREP	MT	15	0	13	0
EGGS	NA	---	---		
DAIRY PRODUCTS	NA	---	---	3	2
EVAP & COND MILK	MT				
NONFAT DRY MILK	MT				
BUTTER & ANHYDROUS	MT				
CHEESE	MT				
FATS,OILS AND GREASES	MT				
LARD	MT				
TALLOW-INEDIBLE	MT				
HIDES AND SKINS	NA	---	---		
CATTLE HIDES	MNO				
CATTLE HIDES-WHOLE	MNO				
FURSKINS	NA	---	---		
OTHER ANIMAL PRODUCTS	NA	---	---	18	0
GRAINS AND PREPARATIONS	NA	---	---	11748	23154
WHEAT AND PRODUCTS	MT				
WHEAT AND WHEAT FLOUR	MT				
WHEAT	MT				
WHEAT FLOUR-GR EQ	MT				
BULGUR & ROLLED WHEAT	MT				
RICE	MT	17	29	16	29

GRAINS & PREP---CONTINUED

COMMODITY GROUP	UNIT	QUANTITY 1980	QUANTITY 1981	VALUE 1980 $1,000	VALUE 1981 $1,000
FEED GRAINS & PRODUCTS	MT	92021	150407	11711	23066
FEED GRAINS	MT	91769	150333	11584	22961
BARLEY	MT				
CORN	MT	91769	150333	11584	22961
GRAIN SORGHUMS	MT				
OATS	MT				
BLENDED FOOD PRODUCTS	MT				
FRUITS AND PREPARATIONS	NA	---	---	453	312
FRESH	MT	0	1	0	3
CITRUS	MT				
OTHER	MT	0	1	0	3
DRIED	MT	69	58	126	107
CANNED	MT	249	110	280	146
FRUIT JUICES	MLT	46	45	47	43
NUTS AND PREPARATIONS	NA	---	---	642	264
VEGETABLES & PREPARATIONS	NA	---	---	307	393
FRESH	MT	0	25	0	9
VEGETABLES-FROZEN	MT	0	34	0	18
PULSES	MT				
DRIED BEANS	MT				
DRIED PEAS	MT				
DRIED LENTILS	MT				
CANNED	MT	191	125	169	99
HOPS-INC EXTRACT EQ	MT	0	6	0	118
FEEDS,FODDERS-EX OILCAKE	NA	---	---	5	0
CORN BYPRODUCTS	MT				
ALFALFA MEAL AND CUBES	MT				
OILSEEDS AND PRODUCTS	NA	---	---	270	308
OILCAKE AND MEAL	MT				
SOYBEAN	MT				
OILSEEDS	NA	---	---		
SOYBEANS	MT				
OILS AND WAXES-VEG	MT	178	177	270	308
OILS-SOYA,COTTONSEED	MT				
SOYBEAN	MT				
COTTONSEED	MT				
TOBACCO,UNMANUFACTURED	MT	4724	5816	21346	29928
BURLEY	MT				
FLUE-CURED	MT	4637	5685	21032	28977
COTTON-EX LINTERS	MT				
COTTON LINTERS	MT				
ESSENTIAL OILS	MT	114	7	318	272
SEEDS-FIELD AND GARDEN	NA	---	---	61	89
OTHER VEGETABLE PRODS	NA	---	---	1026	1441

TABLE 1--U.S. AGRICULTURAL EXPORTS: QUANTITY AND VALUE, COUNTRY BY COMMODITY GROUP, FISCAL YEARS 1980 AND 1981

COUNTRY AND COMMODITY GROUP	UNIT	QUANTITY 1980	QUANTITY 1981	VALUE 1980 $1,000	VALUE 1981 $1,000
741 MAURITANIA					
TOTAL	---	---	---	5801	5371
ANIMALS & ANIMAL PRODUCTS	NA	---	---	1030	1107
ANIMALS-LIVE,EX POULTRY	NA	---	---		
CATTLE	MNO				
MEATS AND MEAT PRODUCTS	MT	0	18	0	96
MEATS-FRESH,FROZEN	MT	0	18	0	96
BEEF AND VEAL	MT				
PORK	MT				
VARIETY MEATS	MT	0	18	0	96
MEATS-PREP,PRES	MT				
BEEF	MT				
PORK	MT				
POULTRY & POULTRY PRODS	NA	---	---	0	22
POULTRY-LIVE	NA	---	---		
BABY CHICKS-BREEDER	MNO				
BABY CHICKS-EX BRDR	MNO				
POULTRY MEATS	MT	0	19	0	22
POULTRY MEAT-FR,FRZ	MT	0	19	0	22
CHICKENS	MT	0	19	0	22
TURKEYS	MT				
POULTRY MEATS-PREP	MT				
EGGS	NA	---	---		
DAIRY PRODUCTS	NA	---	---	1030	987
EVAP & COND MILK	MT				
NONFAT DRY MILK	MT	796	395	201	177
BUTTER & ANHYDROUS	MT				
CHEESE	MT				
FATS,OILS AND GREASES	MT				
LARD	MT				
TALLOW-INEDIBLE	MT				
HIDES AND SKINS	NA	---	---		
CATTLE HIDES	MNO				
CATTLE HIDES-WHOLE	MNO				
FURSKINS	NA	---	---		
OTHER ANIMAL PRODUCTS	NA	---	---	0	2
GRAINS AND PREPARATIONS	NA	---	---	4078	3808
WHEAT AND PRODUCTS	MT	16260	10372	2952	2145
WHEAT AND WHEAT FLOUR	MT	16260	10372	2952	2145
WHEAT	MT	16260	10000	2952	2072
WHEAT FLOUR-GR EQ	MT	0	372	0	73
BULGUR & ROLLED WHEAT	MT				
RICE	MT	0	91	0	42
GRAINS & PREP---CONTINUED					
FEED GRAINS & PRODUCTS	MT	9999	10453	1111	1550
FEED GRAINS	MT	9999	10453	1111	1550
BARLEY	MT				
CORN	MT				
GRAIN SORGHUMS	MT	9999	10453	1111	1550
OATS	MT				
BLENDED FOOD PRODUCTS	MT	45	182	15	71
FRUITS AND PREPARATIONS	NA	---	---		
FRESH	MT				
CITRUS	MT				
OTHER	MT				
DRIED	MT				
CANNED	MT				
FRUIT JUICES	MLT				
NUTS AND PREPARATIONS	NA	---	---		
VEGETABLES & PREPARATIONS	NA	---	---	0	42
FRESH	MT				
VEGETABLES-FROZEN	MT				
PULSES	MT				
DRIED BEANS	MT				
DRIED PEAS	MT				
DRIED LENTILS	MT				
CANNED	MT				
HOPS-INC EXTRACT EQ	MT				
FEEDS,FODDERS-EX OILCAKE	NA	---	---		
CORN BYPRODUCTS	MT				
ALFALFA MEAL AND CUBES	MT				
OILSEEDS AND PRODUCTS	NA	---	---	570	186
OILCAKE AND MEAL	MT				
SOYBEAN	MT				
OILSEEDS	NA	---	---		
SOYBEANS	MT				
OILS AND WAXES-VEG	MT	738	225	570	186
OILS-SOYA,COTTONSEED	MT	672	225	510	186
SOYBEAN	MT	672	225	510	186
COTTONSEED	MT				
TOBACCO,UNMANUFACTURED	MT				
BURLEY	MT				
FLUE-CURED	MT				
COTTON-EX LINTERS	MT	0	45	0	97
COTTON LINTERS	MT				
ESSENTIAL OILS	MT				
SEEDS-FIELD AND GARDEN	NA	---	---	5	9
OTHER VEGETABLE PRODS	NA	---	---	118	123

TABLE 1--U.S. AGRICULTURAL EXPORTS: QUANTITY AND VALUE, COUNTRY BY COMMODITY GROUP, FISCAL YEARS 1980 AND 1981

COUNTRY AND COMMODITY GROUP	UNIT	QUANTITY 1980	QUANTITY 1981	VALUE 1980 $1,000	VALUE 1981 $1,000
742 CAMEROON	---	---	---	7785	8056
TOTAL	---	---	---	3123	1822
ANIMALS & ANIMAL PRODUCTS	NA	---	---		
ANIMALS-LIVE,EX POULTRY	NA	---	---		
CATTLE	HNO				
MEATS AND MEAT PRODUCTS	MT	1	0	3	0
MEATS-FRESH,FROZEN	MT				
BEEF AND VEAL	MT				
PORK	MT				
VARIETY MEATS	MT				
MEATS-PREP,PRES	MT	1	0	3	0
BEEF	MT				
PORK	MT	1	0	3	0
POULTRY & POULTRY PRODS	NA	---	---	13	9
POULTRY-LIVE	NA	---	---	13	9
BABY CHICKS-BREEDER	HNO	5	3	13	9
BABY CHICKS-EX BRDR	HNO				
POULTRY MEATS	MT				
POULTRY MEAT-FR,FRZ	MT				
CHICKENS	MT				
TURKEYS	MT				
POULTRY MEATS-PREP	MT				
EGGS	NA	---	---		
DAIRY PRODUCTS	NA	---	---	815	347
EVAP & COND MILK	MT	1	0	1	0
NONFAT DRY MILK	MT	1012	796	357	324
BUTTER & ANHYDROUS	MT				
CHEESE	MT				
FATS,OILS AND GREASES	MT	3959	3499	2285	1460
LARD	MT				
TALLOW-INEDIBLE	MT	3959	3499	2285	1460
HIDES AND SKINS	NA	---	---		
CATTLE HIDES	HNO				
CATTLE HIDES-WHOLE	HNO				
FURSKINS	NA	---	---		
OTHER ANIMAL PRODUCTS	NA	---	---	7	6
GRAINS AND PREPARATIONS	NA	---	---	1400	2313
WHEAT AND PRODUCTS	MT	2732	41	528	9
WHEAT AND WHEAT FLOUR	MT	1530	0	265	0
WHEAT	MT	284	0	58	0
WHEAT FLOUR-GR EQ	MT	1246	0	207	0
BULGUR & ROLLED WHEAT	MT	1202	41	263	9
RICE	MT	735	516	355	480

GRAINS & PREP---CONTINUED

COMMODITY GROUP	UNIT	QUANTITY 1980	QUANTITY 1981	VALUE 1980 $1,000	VALUE 1981 $1,000
FEED GRAINS & PRODUCTS	MT	3633	8988	494	1491
FEED GRAINS	MT	476	6013	71	1017
BARLEY	MT				
CORN	MT	476	0	71	0
GRAIN SORGHUMS	MT	0	6013	0	1017
OATS	MT				
BLENDED FOOD PRODUCTS	MT	59	985	21	332
FRUITS AND PREPARATIONS	NA	---	---	70	0
FRESH	MT				
CITRUS	MT				
OTHER	MT				
DRIED	MT				
CANNED	MT	19	0	67	0
FRUIT JUICES	MLT	4	0	3	0
NUTS AND PREPARATIONS	NA	---	---	0	10
VEGETABLES & PREPARATIONS	NA	---	---	352	129
FRESH	MT	45	0	9	0
VEGETABLES-FROZEN	MT				
PULSES	MT				
DRIED BEANS	MT				
DRIED PEAS	MT				
DRIED LENTILS	MT				
CANNED	MT				
HOPS-INC EXTRACT EQ	MT	117	28	334	15
FEEDS,FODDERS-EX OILCAKE	NA	---	---		
CORN BYPRODUCTS	MT				
ALFALFA MEAL AND CUBES	MT				
OILSEEDS AND PRODUCTS	NA	---	---	411	562
OILCAKE AND MEAL	MT				
SOYBEAN	MT				
OILSEEDS	NA	---	---		
SOYBEANS	MT				
OILS AND WAXES-VEG	MT	492	654	411	562
OILS-SOYA,COTTONSEED	MT	491	481	409	422
SOYBEAN	MT	491	481	409	422
COTTONSEED	MT				
TOBACCO,UNMANUFACTURED	MT	596	814	2211	3172
BURLEY	MT	16	0	62	0
FLUE-CURED	MT	133	341	508	1447
COTTON-EX LINTERS	MT				
COTTON LINTERS	MT	2	0	2	0
ESSENTIAL OILS	MT				
SEEDS-FIELD AND GARDEN	NA	---	---	1	1
OTHER VEGETABLE PRODS	NA	---	---	215	47

TABLE 1--U.S. AGRICULTURAL EXPORTS: QUANTITY AND VALUE, COUNTRY BY COMMODITY GROUP, FISCAL YEARS 1980 AND 1981

COUNTRY AND COMMODITY GROUP	UNIT	QUANTITY 1980	QUANTITY 1981	VALUE 1980 $1,000	VALUE 1981 $1,000
744 SENEGAL					
TOTAL	---	---	---	18383	30616
ANIMALS & ANIMAL PRODUCTS	NA	---	---	5485	1096
ANIMALS-LIVE,EX POULTRY	NA	---	---		
CATTLE	MNO				
MEATS AND MEAT PRODUCTS	MT	20	0	36	0
MEATS-FRESH,FROZEN	MT	18	0	30	0
BEEF AND VEAL	MT	12	0	20	0
PORK	MT	0	0	2	0
VARIETY MEATS	MT	6	0	6	0
MEATS-PREP,PRES	MT	2	0	6	0
BEEF	MT				
PORK	MT				
POULTRY & POULTRY PRODS	NA	---	---	9	10
POULTRY-LIVE	NA	---	---		
BABY CHICKS-BREEDER	MNO				
BABY CHICKS-EX BROR	MNO				
POULTRY MEATS	MT	4	3	9	10
POULTRY MEAT-FR,FRZ	MT	3	3	6	10
CHICKENS	MT	2	0	3	0
TURKEYS	MT	1	1	3	2
POULTRY MEATS-PREP	MT	1	0	3	0
EGGS	NA	---	---		
DAIRY PRODUCTS	NA	---	---	3393	871
EVAP & COND MILK	MT	3	0	2	0
NONFAT DRY MILK	MT	1344	1000	470	389
BUTTER & ANHYDROUS	MT	2	0	4	0
CHEESE	MT	5	0	4	0
FATS,OILS AND GREASES	MT	4050	500	2047	215
LARD	MT				
TALLOW-INEDIBLE	MT	4050	500	2047	215
HIDES AND SKINS	NA	---	---		
CATTLE HIDES	MNO				
CATTLE HIDES-WHOLE	MNO				
FURSKINS	NA	---	---		
OTHER ANIMAL PRODUCTS	NA	---	---		
GRAINS AND PREPARATIONS	NA	---	---	12308	19895
WHEAT AND PRODUCTS	MT	151	4415	33	821
WHEAT AND WHEAT FLOUR	MT	0	4415	0	821
WHEAT	MT	0	4415	0	821
WHEAT FLOUR-GR EQ	MT				
BULGUR & ROLLED WHEAT	MT	150	0	32	0
RICE	MT	19742	19235	7457	9978
GRAINS & PREP---CONTINUED					
FEED GRAINS & PRODUCTS	MT	17070	34497	2403	5356
FEED GRAINS	MT	12527	13267	1752	2079
BARLEY	MT				
CORN	MT				
GRAIN SORGHUMS	MT	12527	13267	1752	2079
OATS	MT				
BLENDED FOOD PRODUCTS	MT	7184	9938	2414	3740
FRUITS AND PREPARATIONS	NA	---	---	5	0
FRESH	MT	3	0	2	0
CITRUS	MT	3	0	2	0
OTHER	MT				
DRIED	MT	8	0	3	0
CANNED	MT				
FRUIT JUICES	MLT				
NUTS AND PREPARATIONS	NA	---	---	2	0
VEGETABLES & PREPARATIONS	NA	---	---	78	72
FRESH	MT	28	0	7	0
VEGETABLES-FROZEN	MT				
PULSES	MT				
DRIED BEANS	MT				
DRIED PEAS	MT				
DRIED LENTILS	MT				
CANNED	MT	25	8	28	9
HOPS-INC EXTRACT EQ	MT				
FEEDS,FODDERS-EX OILCAKE	NA	---	---		-
CORN BYPRODUCTS	MT				
ALFALFA MEAL AND CUBES	MT				
OILSEEDS AND PRODUCTS	NA	---	---	176	9552
OILCAKE AND MEAL	MT				
SOYBEAN	MT				
OILSEEDS	NA	---	---	0	8905
SOYBEANS	MT				
OILS AND WAXES-VEG	MT	228	753	176	647
OILS-SOYA,COTTONSEED	MT	162	661	119	566
SOYBEAN	MT	162	661	119	566
COTTONSEED	MT				
TOBACCO,UNMANUFACTURED	MT	16	0	84	0
BURLEY	MT				
FLUE-CURED	MT	6	0	28	0
COTTON-EX LINTERS	MT				
COTTON LINTERS	MT				
ESSENTIAL OILS	MT	0	0	0	1
SEEDS-FIELD AND GARDEN	NA	---	---	174	0
OTHER VEGETABLE PRODS	NA	---	---	72	0

TABLE 1--U.S. AGRICULTURAL EXPORTS: QUANTITY AND VALUE, COUNTRY BY COMMODITY GROUP, FISCAL YEARS 1980 AND 1981

COUNTRY AND COMMODITY GROUP	UNIT	QUANTITY 1980	QUANTITY 1981	VALUE 1980 $1,000	VALUE 1981 $1,000
746 GUINEA					
TOTAL	---	---	---	9452	13318
ANIMALS & ANIMAL PRODUCTS	NA	---	---	589	740
ANIMALS-LIVE,EX POULTRY	NA	---	---		
CATTLE	HNO				
MEATS AND MEAT PRODUCTS	MT	134	152	339	580
MEATS-FRESH,FROZEN	MT	128	71	309	305
BEEF AND VEAL	MT	74	38	229	237
PORK	MT	5	5	18	22
VARIETY MEATS	MT	44	24	36	29
MEATS-PREP,PRES	MT	6	81	30	275
BEEF	MT	0	71	0	241
PORK	MT	0	2	3	6
POULTRY & POULTRY PRODS	NA	---	---	58	90
POULTRY-LIVE	NA	---	---	0	2
BABY CHICKS-BREEDER	HNO				
BABY CHICKS-EX BRDR	HNO				
POULTRY MEATS	MT	20	29	43	69
POULTRY MEAT-FR,FRZ	MT	19	27	36	58
CHICKENS	MT	11	19	22	34
TURKEYS	MT	7	6	12	15
POULTRY MEATS-PREP	MT	1	2	7	11
EGGS	NA	---	---	15	19
DAIRY PRODUCTS	NA	---	---	193	67
EVAP & COND MILK	MT	25	22	15	22
NONFAT DRY MILK	MT	353	14	124	6
BUTTER & ANHYDROUS	MT	8	4	23	15
CHEESE	MT	16	1	12	8
FATS,OILS AND GREASES	MT	0	1	0	2
LARD	MT				
TALLOW-INEDIBLE	MT				
HIDES AND SKINS	NA	---	---		
CATTLE HIDES	MNO				
CATTLE HIDES-WHOLE	MNO				
FURSKINS	NA	---	---		
OTHER ANIMAL PRODUCTS	NA	---	---	0	1
GRAINS AND PREPARATIONS	NA	---	---	6179	10608
WHEAT AND PRODUCTS	MT	7	5506	6	995
WHEAT AND WHEAT FLOUR	MT	0	5506	0	995
WHEAT	MT				
WHEAT FLOUR-GR EQ	MT	0	5506	0	995
BULGUR & ROLLED WHEAT	MT				
RICE	MT	14620	21814	6047	9591

GRAINS & PREP---CONTINUED

COMMODITY GROUP	UNIT	QUANTITY 1980	QUANTITY 1981	VALUE 1980 $1,000	VALUE 1981 $1,000
FEED GRAINS & PRODUCTS	MT	757	46	109	8
FEED GRAINS	MT	251	46	38	8
BARLEY	MT				
CORN	MT	251	46	38	8
GRAIN SORGHUMS	MT				
OATS	MT				
BLENDED FOOD PRODUCTS	MT	20	0	7	0
FRUITS AND PREPARATIONS	NA	---	---	31	34
FRESH	MT	32	32	17	23
CITRUS	MT	12	9	7	6
OTHER	MT	20	23	10	17
DRIED	MT	1	0	1	1
CANNED	MT	4	6	4	6
FRUIT JUICES	MLT	10	12	7	3
NUTS AND PREPARATIONS	NA	---	---	10	27
VEGETABLES & PREPARATIONS	NA	---	---	190	257
FRESH	MT	216	371	86	151
VEGETABLES-FROZEN	MT	2	4	2	2
PULSES	MT				
DRIED BEANS	MT				
DRIED PEAS	MT				
DRIED LENTILS	MT				
CANNED	MT	31	1	31	1
HOPS-INC EXTRACT EQ	MT				
FEEDS,FODDERS-EX OILCAKE	NA	---	---	17	8
CORN BYPRODUCTS	MT				
ALFALFA MEAL AND CUBES	MT				
OILSEEDS AND PRODUCTS	NA	---	---	994	1043
OILCAKE AND MEAL	MT				
SOYBEAN	MT				
OILSEEDS	NA	---	---		
SOYBEANS	MT				
OILS AND WAXES-VEG	MT	1514	1488	994	1043
OILS-SOYA,COTTONSEED	MT	40	1365	38	943
SOYBEAN	MT	40	1365	38	943
COTTONSEED	MT				
TOBACCO,UNMANUFACTURED	MT				
BURLEY	MT				
FLUE-CURED	MT				
COTTON-EX LINTERS	MT				
COTTON LINTERS	MT				
ESSENTIAL OILS	MT				
SEEDS-FIELD AND GARDEN	NA	---	---		
OTHER VEGETABLE PRODS	NA	---	---	443	601

TABLE 1--U.S. AGRICULTURAL EXPORTS: QUANTITY AND VALUE, COUNTRY BY COMMODITY GROUP, FISCAL YEARS 1980 AND 1981

COUNTRY AND COMMODITY GROUP	UNIT	QUANTITY 1980	QUANTITY 1981	VALUE 1980 $1,000	VALUE 1981 $1,000
747 SIERRA LEONE					
TOTAL	---	---	---	5732	7016
ANIMALS & ANIMAL PRODUCTS	NA	---	---	18	613
ANIMALS-LIVE,EX POULTRY	NA	---	---		
CATTLE	MNO				
MEATS AND MEAT PRODUCTS	MT	2	5	16	29
MEATS-FRESH,FROZEN	MT	1	3	9	20
BEEF AND VEAL	MT	0	0	5	2
PORK	MT				
VARIETY MEATS	MT	1	3	4	18
MEATS-PREP,PRES	MT	1	2	7	10
BEEF	MT	1	1	6	5
PORK	MT	0	1	1	5
POULTRY & POULTRY PRODS	NA	---	---	0	3
POULTRY-LIVE	NA	---	---		
BABY CHICKS-BREEDER	MNO				
BABY CHICKS-EX BRDR	MNO				
POULTRY MEATS	MT	0	2	0	3
POULTRY MEAT-FR,FRZ	MT				
CHICKENS	MT				
TURKEYS	MT				
POULTRY MEATS-PREP	MT	0	2	0	3
EGGS	NA	---	---		
DAIRY PRODUCTS	NA	---	---	2	573
EVAP & COND MILK	MT	0	2	0	3
NONFAT DRY MILK	MT	0	1390	0	560
BUTTER & ANHYDROUS	MT				
CHEESE	MT	0	1	0	4
FATS,OILS AND GREASES	MT				
LARD	MT				
TALLOW-INEDIBLE	MT				
HIDES AND SKINS	NA	---	---		
CATTLE HIDES	MNO				
CATTLE HIDES-WHOLE	MNO				
FURSKINS	NA	---	---		
OTHER ANIMAL PRODUCTS	NA	---	---	0	8
GRAINS AND PREPARATIONS	NA	---	---	4197	4512
WHEAT AND PRODUCTS	MT	18802	7393	3308	1431
WHEAT AND WHEAT FLOUR	MT	17286	6337	2980	1201
WHEAT	MT	17286	6325	2980	1199
WHEAT FLOUR-GR EQ	MT	0	12	0	2
BULGUR & ROLLED WHEAT	MT	1516	1056	328	230
RICE	MT	368	7038	220	2928
GRAINS & PREP---CONTINUED					
FEED GRAINS & PRODUCTS	MT	1076	634	130	102
FEED GRAINS	MT	1069	629	128	100
BARLEY	MT				
CORN	MT	1069	629	128	100
GRAIN SORGHUMS	MT				
OATS	MT				
BLENDED FOOD PRODUCTS	MT	1651	0	502	0
FRUITS AND PREPARATIONS	NA	---	---	49	30
FRESH	MT	2	13	1	15
CITRUS	MT				
OTHER	MT	2	13	1	15
DRIED	MT				
CANNED	MT	16	1	21	1
FRUIT JUICES	MLT	40	110	25	12
NUTS AND PREPARATIONS	NA	---	---	15	10
VEGETABLES & PREPARATIONS	NA	---	---	223	192
FRESH	MT	0	1	0	11
VEGETABLES-FROZEN	MT	1	3	2	7
PULSES	MT	15	12	16	7
DRIED BEANS	MT	8	2	8	2
DRIED PEAS	MT	7	10	7	5
DRIED LENTILS	MT				
CANNED	MT	69	51	71	58
HOPS-INC EXTRACT EQ	MT	24	8	85	25
FEEDS,FODDERS-EX OILCAKE	NA	---	---	2	0
CORN BYPRODUCTS	MT				
ALFALFA MEAL AND CUBES	MT				
OILSEEDS AND PRODUCTS	NA	---	---	546	662
OILCAKE AND MEAL	MT				
SOYBEAN	MT				
OILSEEDS	NA	---	---		
SOYBEANS	MT				
OILS AND WAXES-VEG	MT	607	771	546	662
OILS-SOYA,COTTONSEED	MT	571	706	511	595
SOYBEAN	MT	567	700	504	587
COTTONSEED	MT	4	6	8	8
TOBACCO,UNMANUFACTURED	MT	132	201	612	926
BURLEY	MT				
FLUE-CURED	MT	89	104	594	859
COTTON-EX LINTERS	MT				
COTTON LINTERS	MT				
ESSENTIAL OILS	MT	0	1	0	5
SEEDS-FIELD AND GARDEN	NA	---	---		
OTHER VEGETABLE PRODS	NA	---	---	69	68

TABLE 1--U.S. AGRICULTURAL EXPORTS: QUANTITY AND VALUE, COUNTRY BY COMMODITY GROUP, FISCAL YEARS 1980 AND 1981

COUNTRY AND COMMODITY GROUP	UNIT	QUANTITY 1980	QUANTITY 1981	VALUE 1980 $1,000	VALUE 1981 $1,000
746 IVORY COAST					
TOTAL	---	---	---	23990	24460
ANIMALS & ANIMAL PRODUCTS	NA	---	---	1130	55
ANIMALS-LIVE,EX POULTRY	NA	---	---		
CATTLE	MNO				
MEATS AND MEAT PRODUCTS	MT	4	4	9	7
MEATS-FRESH,FROZEN	MT	4	4	9	7
BEEF AND VEAL	MT	4	3	9	5
PORK	MT				
VARIETY MEATS	MT	0	1	0	2
MEATS-PREP,PRES	MT				
BEEF	MT				
PORK	MT				
POULTRY & POULTRY PRODS	NA	---	---	251	39
POULTRY-LIVE	NA	---	---	0	3
BABY CHICKS-BREEDER	MNO	0	4	0	3
BABY CHICKS-EX BRDR	MNO				
POULTRY MEATS	MT	171	52	251	35
POULTRY MEAT-FR,FRZ	MT	171	52	251	35
CHICKENS	MT	0	33	0	7
TURKEYS	MT	162	19	243	28
POULTRY MEATS-PREP	MT				
EGGS	NA	---	---		
DAIRY PRODUCTS	NA	---	---	19	8
EVAP & COND MILK	MT				
NONFAT DRY MILK	MT	52	0	18	0
BUTTER & ANHYDROUS	MT				
CHEESE	MT				
FATS,OILS AND GREASES	MT	1764	0	850	0
LARD	MT				
TALLOW-INEDIBLE	MT	1764	0	850	0
HIDES AND SKINS	NA	---	---		
CATTLE HIDES	MNO				
CATTLE HIDES-WHOLE	MNO				
FURSKINS	NA	---	---		
OTHER ANIMAL PRODUCTS	NA	---	---	0	1
GRAINS AND PREPARATIONS	NA	---	---	17923	20322
WHEAT AND PRODUCTS	MT	85212	76276	15316	14701
WHEAT AND WHEAT FLOUR	MT	85212	76237	15316	14695
WHEAT	MT	84952	76103	15269	14669
WHEAT FLOUR-GR EQ	MT	260	134	47	26
BULGUR & ROLLED WHEAT	MT	0	39	0	6
RICE	MT	3742	5754	2179	3781
GRAINS & PREP---CONTINUED					
FEED GRAINS & PRODUCTS	MT	778	9476	177	1460
FEED GRAINS	MT	682	7558	164	1170
BARLEY	MT				
CORN	MT				
GRAIN SORGHUMS	MT	682	7558	164	1170
OATS	MT				
BLENDED FOOD PRODUCTS	MT	26	5	9	2
FRUITS AND PREPARATIONS	NA	---	---	0	1
FRESH	MT				
CITRUS	MT				
OTHER	MT				
DRIED	MT				
CANNED	MT				
FRUIT JUICES	MLT	0	4	0	1
NUTS AND PREPARATIONS	NA	---	---	37	33
VEGETABLES & PREPARATIONS	NA	---	---	449	735
FRESH	MT				
VEGETABLES-FROZEN	MT				
PULSES	MT				
DRIED BEANS	MT				
DRIED PEAS	MT				
DRIED LENTILS	MT				
CANNED	MT	129	24	379	19
HOPS-INC EXTRACT EQ	MT	0	32	0	525
FEEDS,FODDERS-EX OILCAKE	NA	---	---		
CORN BYPRODUCTS	MT				
ALFALFA MEAL AND CUBES	MT				
OILSEEDS AND PRODUCTS	NA	---	---	2571	73
OILCAKE AND MEAL	MT				
SOYBEAN	MT				
OILSEEDS	NA	---	---	1622	0
SOYBEANS	MT				
OILS AND WAXES-VEG	MT	1078	83	949	73
OILS-SOYA,COTTONSEED	MT	1073	83	931	73
SOYBEAN	MT	1073	83	931	73
COTTONSEED	MT				
TOBACCO,UNMANUFACTURED	MT	307	433	1553	2731
BURLEY	MT	30	0	130	0
FLUE-CURED	MT	174	96	981	622
COTTON-EX LINTERS	MT				
COTTON LINTERS	MT				
ESSENTIAL OILS	MT				
SEEDS-FIELD AND GARDEN	NA	---	---	54	73
OTHER VEGETABLE PRODS	NA	---	---	273	436

TABLE 1--U.S. AGRICULTURAL EXPORTS: QUANTITY AND VALUE, COUNTRY BY COMMODITY GROUP, FISCAL YEARS 1980 AND 1981

COUNTRY AND COMMODITY GROUP	UNIT	QUANTITY 1980	QUANTITY 1981	VALUE 1980 $1,000	VALUE 1981 $1,000
749 GHANA					
TOTAL	---	---	---	27302	45630
ANIMALS & ANIMAL PRODUCTS	NA	---	---	4644	5160
ANIMALS-LIVE,EX POULTRY	NA	---	---		
CATTLE	MNO				
MEATS AND MEAT PRODUCTS	MT	132	114	403	397
MEATS-FRESH,FROZEN	MT	46	74	166	250
BEEF AND VEAL	MT	46	67	163	239
PORK	MT	0	2	3	6
VARIETY MEATS	MT	0	5	0	5
MEATS-PREP,PRES	MT	86	40	237	146
BEEF	MT	81	29	218	118
PORK	MT	0	10	0	22
POULTRY & POULTRY PRODS	NA	---	---	139	317
POULTRY-LIVE	NA	---	---	29	175
BABY CHICKS-BREEDER	MNO	8	16	29	175
BABY CHICKS-EX BRDR	MNO				
POULTRY MEATS	MT	81	105	111	143
POULTRY MEAT-FR,FRZ	MT	81	105	111	143
CHICKENS	MT	81	103	109	140
TURKEYS	MT	0	2	0	3
POULTRY MEATS-PREP	MT				
EGGS	NA	---	---		
DAIRY PRODUCTS	NA	---	---	971	1967
EVAP & COND MILK	MT	24	26	26	34
NONFAT DRY MILK	MT	22	132	12	60
BUTTER & ANHYDROUS	MT	0	1	2	2
CHEESE	MT	0	1	1	6
FATS,OILS AND GREASES	MT	6554	5699	3115	2468
LARD	MT				
TALLOW-INEDIBLE	MT	6518	5699	3017	2468
HIDES AND SKINS	NA	---	---		
CATTLE HIDES	MNO				
CATTLE HIDES-WHOLE	MNO				
FURSKINS	NA	---	---		
OTHER ANIMAL PRODUCTS	NA	---	---	16	11
GRAINS AND PREPARATIONS	NA	---	---	13549	31778
WHEAT AND PRODUCTS	MT	16112	53917	2709	10447
WHEAT AND WHEAT FLOUR	MT	13500	51203	2145	9835
WHEAT	MT	13500	51200	2145	9834
WHEAT FLOUR-GR EQ	MT	0	3	0	1
BULGUR & ROLLED WHEAT	MT	2612	2714	564	612
RICE	MT	9599	14479	3856	7324
GRAINS & PREP---CONTINUED					
FEED GRAINS & PRODUCTS	MT	32605	61768	5479	11943
FEED GRAINS	MT	32598	61766	5477	11941
BARLEY	MT				
CORN	MT	32598	61766	5477	11941
GRAIN SORGHUMS	MT				
OATS	MT				
BLENDED FOOD PRODUCTS	MT	3656	4863	1337	1901
FRUITS AND PREPARATIONS	NA	---	---	1	16
FRESH	MT				
CITRUS	MT				
OTHER	MT				
DRIED	MT				
CANNED	MT	0	4	0	8
FRUIT JUICES	MLT	2	5	1	7
NUTS AND PREPARATIONS	NA	---	---	24	18
VEGETABLES & PREPARATIONS	NA	---	---	157	329
FRESH	MT	9	0	3	0
VEGETABLES-FROZEN	MT				
PULSES	MT	0	5	0	6
DRIED BEANS	MT				
DRIED PEAS	MT	0	5	0	6
DRIED LENTILS	MT				
CANNED	MT	68	21	86	30
HOPS-INC EXTRACT EQ	MT	6	6	32	31
FEEDS,FODDERS-EX OILCAKE	NA	---	---	232	20
CORN BYPRODUCTS	MT				
ALFALFA MEAL AND CUBES	MT				
OILSEEDS AND PRODUCTS	NA	---	---	1307	2264
OILCAKE AND MEAL	MT				
SOYBEAN	MT				
OILSEEDS	NA	---	---	4	25
SOYBEANS	MT				
OILS AND WAXES-VEG	MT	1179	2558	1124	2239
OILS-SOYA,COTTONSEED	MT	893	1928	848	1602
SOYBEAN	MT	893	1928	848	1602
COTTONSEED	MT				
TOBACCO,UNMANUFACTURED	MT	305	359	1654	2317
BURLEY	MT				
FLUE-CURED	MT	186	271	1186	1972
COTTON-EX LINTERS	MT	2857	1464	5161	3065
COTTON LINTERS	MT				
ESSENTIAL OILS	MT	8	75	25	236
SEEDS-FIELD AND GARDEN	NA	---	---	39	152
OTHER VEGETABLE PRODS	NA	---	---	408	276

TABLE 1--U.S. AGRICULTURAL EXPORTS: QUANTITY AND VALUE, COUNTRY BY COMMODITY GROUP, FISCAL YEARS 1980 AND 1981

COUNTRY AND COMMODITY GROUP	UNIT	QUANTITY 1980	QUANTITY 1981	VALUE 1980 $1,000	VALUE 1981 $1,000
751 NIGER					
TOTAL	---	---	---	2238	2818
ANIMALS & ANIMAL PRODUCTS	NA	---	---	162	6
ANIMALS-LIVE,EX POULTRY	NA	---	---		
CATTLE	MNO				
MEATS AND MEAT PRODUCTS	MT				
MEATS-FRESH,FROZEN	MT				
BEEF AND VEAL	MT				
PORK	MT				
VARIETY MEATS	MT				
MEATS-PREP,PRES	MT				
BEEF	MT				
PORK	MT				
POULTRY & POULTRY PRODS	NA	---	---	129	6
POULTRY-LIVE	NA	---	---	0	6
BABY CHICKS-BREEDER	MNO	0	2	0	6
BABY CHICKS-EX BRDR	MNO				
POULTRY MEATS	MT	104	0	129	0
POULTRY MEAT-FR,FRZ	MT	104	0	129	0
CHICKENS	MT				
TURKEYS	MT	104	0	129	0
POULTRY MEATS-PREP	MT				
EGGS	NA	---	---		
DAIRY PRODUCTS	NA	---	---	33	0
EVAP & COND MILK	MT				
NONFAT DRY MILK	MT	74	0	26	0
BUTTER & ANHYDROUS	MT				
CHEESE	MT				
FATS,OILS AND GREASES	MT				
LARD	MT				
TALLOW-INEDIBLE	MT				
HIDES AND SKINS	NA	---	---		
CATTLE HIDES	MNO				
CATTLE HIDES-WHOLE	MNO				
FURSKINS	NA	---	---		
OTHER ANIMAL PRODUCTS	NA	---	---		
GRAINS AND PREPARATIONS	NA	---	---	301	194
WHEAT AND PRODUCTS	MT	317	233	61	40
WHEAT AND WHEAT FLOUR	MT	317	233	61	40
WHEAT	MT				
WHEAT FLOUR-GR EQ	MT	317	233	61	40
BULGUR & ROLLED WHEAT	MT				
RICE	MT	27	54	13	40
FEED GRAINS & PRODUCTS	MT	1535	667	211	113
FEED GRAINS	MT	967	530	133	89
BARLEY	MT				
CORN	MT	23	32	4	10
GRAIN SORGHUMS	MT	944	498	128	79
OATS	MT				
BLENDED FOOD PRODUCTS	MT				
FRUITS AND PREPARATIONS	NA	---	---		
FRESH	MT				
CITRUS	MT				
OTHER	MT				
DRIED	MT				
CANNED	MT				
FRUIT JUICES	MLT				
NUTS AND PREPARATIONS	NA	---	---		
VEGETABLES & PREPARATIONS	NA	---	---	0	21
FRESH	MT				
VEGETABLES-FROZEN	MT				
PULSES	MT				
DRIED BEANS	MT				
DRIED PEAS	MT				
DRIED LENTILS	MT				
CANNED	MT				
HOPS-INC EXTRACT EQ	MT				
FEEDS,FODDERS-EX OILCAKE	NA	---	---		
CORN BYPRODUCTS	MT				
ALFALFA MEAL AND CUBES	MT				
OILSEEDS AND PRODUCTS	NA	---	---	94	84
OILCAKE AND MEAL	MT				
SOYBEAN	MT				
OILSEEDS	NA	---	---		
SOYBEANS	MT				
OILS AND WAXES-VEG	MT	118	105	94	84
OILS-SOYA,COTTONSEED	MT	118	80	94	64
SOYBEAN	MT	118	80	94	64
COTTONSEED	MT				
TOBACCO,UNMANUFACTURED	MT	275	195	1681	1431
BURLEY	MT				
FLUE-CURED	MT	59	0	245	0
COTTON-EX LINTERS	MT				
COTTON LINTERS	MT				
ESSENTIAL OILS	MT				
SEEDS-FIELD AND GARDEN	NA	---	---	0	53
OTHER VEGETABLE PRODS	NA	---	---	0	229

GRAINS & PREP---CONTINUED

TABLE 1--U.S. AGRICULTURAL EXPORTS: QUANTITY AND VALUE, COUNTRY BY COMMODITY GROUP, FISCAL YEARS 1980 AND 1981

COUNTRY AND COMMODITY GROUP	UNIT	QUANTITY 1980	QUANTITY 1981	VALUE 1980 $1,000	VALUE 1981 $1,000
752 TOGO					
TOTAL	---	---	---	5019	12089
ANIMALS & ANIMAL PRODUCTS	NA	---	---	1537	2647
ANIMALS-LIVE,EX POULTRY	NA	---	---		
CATTLE	MNO				
MEATS AND MEAT PRODUCTS	MT	2	15	11	18
MEATS-FRESH,FROZEN	MT				
BEEF AND VEAL	MT				
PORK	MT				
VARIETY MEATS	MT				
MEATS-PREP,PRES	MT	2	15	11	18
BEEF	MT				
PORK	MT				
POULTRY & POULTRY PRODS	NA	---	---	1509	2568
POULTRY-LIVE	NA	---	---		
BABY CHICKS-BREEDER	MNO				
BABY CHICKS-EX BROR	MNO				
POULTRY MEATS	MT	1226	2047	1509	2568
POULTRY MEAT-FR,FRZ	MT	1226	2047	1509	2568
CHICKENS	MT	14	61	19	101
TURKEYS	MT	846	1712	1143	2284
POULTRY MEATS-PREP	MT				
EGGS	NA	---	---		
DAIRY PRODUCTS	NA	---	---	18	61
EVAP & COND MILK	MT				
NONFAT DRY MILK	MT	56	75	18	31
BUTTER & ANHYDROUS	MT				
CHEESE	MT				
FATS,OILS AND GREASES	MT				
LARD	MT				
TALLOW-INEDIBLE	MT				
HIDES AND SKINS	NA	---	---		
CATTLE HIDES	MNO				
CATTLE HIDES-WHOLE	MNO				
FURSKINS	NA	---	---		
OTHER ANIMAL PRODUCTS	NA	---	---		
GRAINS AND PREPARATIONS	NA	---	---	1517	8784
WHEAT AND PRODUCTS	MT	956	35436	214	7087
WHEAT AND WHEAT FLOUR	MT	0	35271	0	7048
WHEAT	MT	0	35271	0	7048
WHEAT FLOUR-GR EQ	MT				
BULGUR & ROLLED WHEAT	MT	956	165	214	40
RICE	MT	686	1551	450	1008
GRAINS & PREP---CONTINUED					
FEED GRAINS & PRODUCTS	MT	4514	3434	575	608
FEED GRAINS	MT	1276	1052	151	191
BARLEY	MT				
CORN	MT	1013	868	113	162
GRAIN SORGHUMS	MT	263	184	38	29
OATS	MT				
BLENDED FOOD PRODUCTS	MT	1043	149	371	59
FRUITS AND PREPARATIONS	NA	---	---		
FRESH	MT				
CITRUS	MT				
OTHER	MT				
DRIED	MT				
CANNED	MT				
FRUIT JUICES	MLT				
NUTS AND PREPARATIONS	NA	---	---	3	1
VEGETABLES & PREPARATIONS	NA	---	---	68	430
FRESH	MT				
VEGETABLES-FROZEN	MT				
PULSES	MT				
DRIED BEANS	MT				
DRIED PEAS	MT				
DRIED LENTILS	MT				
CANNED	MT	36	0	66	0
HOPS-INC EXTRACT EQ	MT	0	21	0	410
FEEDS,FODDERS-EX OILCAKE	NA	---	---		
CORN BYPRODUCTS	MT				
ALFALFA MEAL AND CUBES	MT				
OILSEEDS AND PRODUCTS	NA	---	---	704	193
OILCAKE AND MEAL	MT				
SOYBEAN	MT				
OILSEEDS	NA	---	---		
SOYBEANS	MT				
OILS AND WAXES-VEG	MT	795	225	704	193
OILS-SOYA,COTTONSEED	MT	568	150	528	132
SOYBEAN	MT	568	150	528	132
COTTONSEED	MT				
TOBACCO,UNMANUFACTURED	MT	164	5	993	30
BURLEY	MT				
FLUE-CURED	MT	8	0	40	0
COTTON-EX LINTERS	MT				
COTTON LINTERS	MT				
ESSENTIAL OILS	MT				
SEEDS-FIELD AND GARDEN	NA	---	---	20	0
OTHER VEGETABLE PRODS	NA	---	---	76	3

TABLE 1--U.S. AGRICULTURAL EXPORTS: QUANTITY AND VALUE, COUNTRY BY COMMODITY GROUP, FISCAL YEARS 1980 AND 1981

COUNTRY AND COMMODITY GROUP	UNIT	QUANTITY 1980	QUANTITY 1981	VALUE 1980 $1,000	VALUE 1981 $1,000
753 NIGERIA					
TOTAL	---	---	---	331536	490570
ANIMALS & ANIMAL PRODUCTS	NA	---	---	34981	24272
ANIMALS-LIVE,EX POULTRY	NA	---	---	0	598
CATTLE	HNO	0	0	0	598
MEATS AND MEAT PRODUCTS	MT	157	152	664	144
MEATS-FRESH,FROZEN	MT	78	52	508	48
BEEF AND VEAL	MT	41	23	393	33
PORK	MT	6	0	25	0
VARIETY MEATS	MT	0	29	0	16
MEATS-PREP,PRES	MT	79	100	157	96
BEEF	MT	73	100	130	96
PORK	MT	3	0	19	0
POULTRY & POULTRY PRODS	NA	---	---	11565	5580
POULTRY-LIVE	NA	---	---	131	90
BABY CHICKS-BREEDER	HNO	53	27	131	88
BABY CHICKS-EX BRDR	HNO	0	4	0	2
POULTRY MEATS	MT	10177	4991	11404	5490
POULTRY MEAT-FR,FRZ	MT	10177	4987	11404	5486
CHICKENS	MT	7590	3284	8537	3867
TURKEYS	MT	1745	1216	2120	1249
POULTRY MEATS-PREP	MT	0	4	0	4
EGGS	NA	---	---	30	0
DAIRY PRODUCTS	NA	---	---	291	806
EVAP & COND MILK	MT	35	0	97	0
NONFAT DRY MILK	MT	9	371	97	288
BUTTER & ANHYDROUS	MT				
CHEESE	MT	0	2	1	6
FATS,OILS AND GREASES	MT	41980	33162	22334	16326
LARD	MT	0	3	0	2
TALLOW-INEDIBLE	MT	41948	33097	22293	16245
HIDES AND SKINS	NA	---	---		
CATTLE HIDES	HNO				
CATTLE HIDES-WHOLE	HNO				
FURSKINS	NA	---	---		
OTHER ANIMAL PRODUCTS	NA	---	---	26	718
GRAINS AND PREPARATIONS	NA	---	---	277016	442323
WHEAT AND PRODUCTS	MT	1032984	1089928	183418	207821
WHEAT AND WHEAT FLOUR	MT	1032984	1089928	183418	207821
WHEAT	MT	1026760	1086053	183336	207005
WHEAT FLOUR-GR EQ	MT	6224	3875	82	816
BULGUR & ROLLED WHEAT	MT				
RICE	MT	146777	344428	69120	191572

GRAINS & PREP---CONTINUED

COMMODITY GROUP	UNIT	QUANTITY 1980	QUANTITY 1981	VALUE 1980 $1,000	VALUE 1981 $1,000
FEED GRAINS & PRODUCTS	MT	158711	253579	23150	39957
FEED GRAINS	MT	155386	251112	22692	39312
BARLEY	MT				
CORN	MT	154647	249961	22586	39131
GRAIN SORGHUMS	MT	739	1151	106	182
OATS	MT				
BLENDED FOOD PRODUCTS	MT				
FRUITS AND PREPARATIONS	NA	---	---	13	384
FRESH	MT	0	3	0	2
CITRUS	MT				
OTHER	MT	0	3	0	2
DRIED	MT	0	20	0	53
CANNED	MT	9	172	12	195
FRUIT JUICES	MLT	0	269	0	132
NUTS AND PREPARATIONS	NA	---	---	25	69
VEGETABLES & PREPARATIONS	NA	---	---	4087	4405
FRESH	MT				
VEGETABLES-FROZEN	MT				
PULSES	MT	0	292	0	261
DRIED BEANS	MT				
DRIED PEAS	MT	0	292	0	261
DRIED LENTILS	MT				
CANNED	MT	439	387	669	444
HOPS-INC EXTRACT EQ	MT	336	362	1615	1761
FEEDS,FODDERS-EX OILCAKE	NA	---	---	2782	815
CORN BYPRODUCTS	MT	20	82	4	13
ALFALFA MEAL AND CUBES	MT				
OILSEEDS AND PRODUCTS	NA	---	---	6375	4087
OILCAKE AND MEAL	MT	7169	10921	1839	2928
SOYBEAN	MT	2665	10921	718	2928
OILSEEDS	NA	---	---	3281	0
SOYBEANS	MT				
OILS AND WAXES-VEG	MT	1063	1287	1255	1159
OILS-SOYA,COTTONSEED	MT	535	275	574	254
SOYBEAN	MT	503	275	527	254
COTTONSEED	MT	32	0	47	0
TOBACCO,UNMANUFACTURED	MT	511	571	2751	3721
BURLEY	MT	0	63	0	307
FLUE-CURED	MT	398	237	2296	1662
COTTON-EX LINTERS	MT				
COTTON LINTERS	MT				
ESSENTIAL OILS	MT	5	38	13	212
SEEDS-FIELD AND GARDEN	NA	---	---	13	5e
OTHER VEGETABLE PRODS	NA	---	---	3580	10224

TABLE 1--U.S. AGRICULTURAL EXPORTS: QUANTITY AND VALUE, COUNTRY BY COMMODITY GROUP, FISCAL YEARS 1980 AND 1981

COUNTRY AND COMMODITY GROUP	UNIT	QUANTITY 1980	QUANTITY 1981	VALUE 1980 $1,000	VALUE 1981 $1,000
760 UPPER VOLTA					
TOTAL	---	---	---	9201	14377
ANIMALS & ANIMAL PRODUCTS	NA	---	---	2060	2951
ANIMALS-LIVE,EX POULTRY	NA	---	---		
CATTLE	MNO				
MEATS AND MEAT PRODUCTS	MT				
MEATS-FRESH,FROZEN	MT				
BEEF AND VEAL	MT				
PORK	MT				
VARIETY MEATS	MT				
MEATS-PREP,PRES	MT				
BEEF	MT				
PORK	MT				
POULTRY & POULTRY PRODS	NA	---	---		
POULTRY-LIVE	NA	---	---		
BABY CHICKS-BREEDER	MNO				
BABY CHICKS-EX BRDR	MNO				
POULTRY MEATS	MT				
POULTRY MEAT-FR,FRZ	MT				
CHICKENS	MT				
TURKEYS	MT				
POULTRY MEATS-PREP	MT				
EGGS	NA	---	---		
DAIRY PRODUCTS	NA	---	---	2060	2951
EVAP & COND MILK	MT				
NONFAT DRY MILK	MT	5821	7066	2053	2951
BUTTER & ANHYDROUS	MT				
CHEESE	MT				
FATS,OILS AND GREASES	MT				
LARD	MT				
TALLOW-INEDIBLE	MT				
HIDES AND SKINS	NA	---	---		
CATTLE HIDES	MNO				
CATTLE HIDES-WHOLE	MNO				
FURSKINS	NA	---	---		
OTHER ANIMAL PRODUCTS	NA	---	---		
GRAINS AND PREPARATIONS	NA	---	---	5771	7668
WHEAT AND PRODUCTS	MT	3	130	0	24
WHEAT AND WHEAT FLOUR	MT	0	130	0	24
WHEAT	MT				
WHEAT FLOUR-GR EQ	MT	0	130	0	24
BULGUR & ROLLED WHEAT	MT				
RICE	MT	4813	5907	1712	2872

GRAINS & PREP---CONTINUED

COMMODITY GROUP	UNIT	QUANTITY 1980	QUANTITY 1981	VALUE 1980 $1,000	VALUE 1981 $1,000
FEED GRAINS & PRODUCTS	MT	29709	31014	4055	4770
FEED GRAINS	MT	13524	14047	1805	2176
BARLEY	MT				
CORN	MT				
GRAIN SORGHUMS	MT	13524	14047	1805	2176
OATS	MT				
BLENDED FOOD PRODUCTS	MT	12	6	4	2
FRUITS AND PREPARATIONS	NA	---	---		
FRESH	MT				
CITRUS	MT				
OTHER	MT				
DRIED	MT				
CANNED	MT				
FRUIT JUICES	MLT				
NUTS AND PREPARATIONS	NA	---	---		
VEGETABLES & PREPARATIONS	NA	---	---	44	26
FRESH	MT				
VEGETABLES-FROZEN	MT				
PULSES	MT				
DRIED BEANS	MT				
DRIED PEAS	MT				
DRIED LENTILS	MT				
CANNED	MT	15	0	28	0
HOPS-INC EXTRACT EQ	MT				
FEEDS,FODDERS-EX OILCAKE	NA	---	---		
CORN BYPRODUCTS	MT				
ALFALFA MEAL AND CUBES	MT				
OILSEEDS AND PRODUCTS	NA	---	---	1327	3732
OILCAKE AND MEAL	MT				
SOYBEAN	MT				
OILSEEDS	NA	---	---		
SOYBEANS	MT				
OILS AND WAXES-VEG	MT	1509	4510	1327	3732
OILS-SOYA,COTTONSEED	MT	1180	2536	1071	2004
SOYBEAN	MT	1180	2536	1071	2004
COTTONSEED	MT				
TOBACCO,UNMANUFACTURED	MT				
BURLEY	MT				
FLUE-CURED	MT				
COTTON-EX LINTERS	MT				
COTTON LINTERS	MT				
ESSENTIAL OILS	MT				
SEEDS-FIELD AND GARDEN	NA	---	---		
OTHER VEGETABLE PRODS	NA	---	---		

TABLE 1--U.S. AGRICULTURAL EXPORTS: QUANTITY AND VALUE, COUNTRY BY COMMODITY GROUP, FISCAL YEARS 1980 AND 1981

COUNTRY AND COMMODITY GROUP	UNIT	QUANTITY 1980	QUANTITY 1981	VALUE 1980 $1,000	VALUE 1981 $1,000
751 BENIN					
TOTAL	---	---	---	6569	9776
ANIMALS & ANIMAL PRODUCTS	NA	---	---	138	184
ANIMALS-LIVE,EX POULTRY	NA	---	---		
CATTLE	NNO				
MEATS AND MEAT PRODUCTS	MT				
MEATS-FRESH,FROZEN	MT				
BEEF AND VEAL	MT				
PORK	MT				
VARIETY MEATS	MT				
MEATS-PREP,PRES	MT				
BEEF	MT				
PORK	MT				
POULTRY & POULTRY PRODS	NA	---	---		
POULTRY-LIVE	NA	---	---		
BABY CHICKS-BREEDER	NNO				
BABY CHICKS-EX BROR	NNO				
POULTRY MEATS	MT				
POULTRY MEAT-FR,FRZ	MT				
CHICKENS	MT				
TURKEYS	MT				
POULTRY MEATS-PREP	MT				
EGGS	NA	---	---		
DAIRY PRODUCTS	NA	---	---	138	184
EVAP & COND MILK	MT				
NONFAT DRY MILK	MT	216	440	76	184
BUTTER & ANHYDROUS	MT				
CHEESE	MT				
FATS,OILS AND GREASES	MT				
LARD	MT				
TALLOW-INEDIBLE	MT				
HIDES AND SKINS	NA	---	---		
CATTLE HIDES	MNO				
CATTLE HIDES-WHOLE	MNO				
FURSKINS	NA	---	---		
OTHER ANIMAL PRODUCTS	NA	---	---		
GRAINS AND PREPARATIONS	NA	---	---	2182	2555
WHEAT AND PRODUCTS	MT	6015	0	1021	0
WHEAT AND WHEAT FLOUR	MT	5871	0	990	0
WHEAT	MT	5871	0	990	0
WHEAT FLOUR-GR EQ	MT				
BULGUR & ROLLED WHEAT	MT	144	0	31	0
RICE	MT	94	1417	67	1357

GRAINS & PREP---CONTINUED

COMMODITY GROUP	UNIT	QUANTITY 1980	QUANTITY 1981	VALUE 1980 $1,000	VALUE 1981 $1,000
FEED GRAINS & PRODUCTS	MT	8413	6429	1040	1041
FEED GRAINS	MT	5810	3021	671	482
BARLEY	MT				
CORN	MT	5320	2000	601	315
GRAIN SORGHUMS	MT	490	1021	69	167
OATS	MT				
BLENDED FOOD PRODUCTS	MT	152	404	54	157
FRUITS AND PREPARATIONS	NA	---	---		
FRESH	MT				
CITRUS	MT				
OTHER	MT				
DRIED	MT				
CANNED	MT				
FRUIT JUICES	MLT				
NUTS AND PREPARATIONS	NA	---	---		
VEGETABLES & PREPARATIONS	NA	---	---		
FRESH	MT				
VEGETABLES-FROZEN	MT				
PULSES	MT				
DRIED BEANS	MT				
DRIED PEAS	MT				
DRIED LENTILS	MT				
CANNED	MT				
HOPS-INC EXTRACT EQ	MT				
FEEDS,FODDERS-EX OILCAKE	NA	---	---		
CORN BYPRODUCTS	MT				
ALFALFA MEAL AND CUBES	MT				
OILSEEDS AND PRODUCTS	NA	---	---	165	590
OILCAKE AND MEAL	MT				
SOYBEAN	MT				
OILSEEDS	NA	---	---		
SOYBEANS	MT				
OILS AND WAXES-VEG	MT	170	691	165	590
OILS-SOYA,COTTONSEED	MT	170	415	165	342
SOYBEAN	MT	170	415	165	342
COTTONSEED	MT				
TOBACCO,UNMANUFACTURED	MT	641	1025	3826	6402
BURLEY	MT				
FLUE-CURED	MT	69	81	326	416
COTTON-EX LINTERS	MT				
COTTON LINTERS	MT				
ESSENTIAL OILS	MT				
SEEDS-FIELD AND GARDEN	NA	---	---	116	8
OTHER VEGETABLE PRODS	NA	---	---	142	36

TABLE 1--U.S. AGRICULTURAL EXPORTS: QUANTITY AND VALUE, COUNTRY BY COMMODITY GROUP, FISCAL YEARS 1980 AND 1981

COUNTRY AND COMMODITY GROUP	UNIT	QUANTITY 1980	QUANTITY 1981	VALUE 1980 $1,000	VALUE 1981 $1,000
762 ANGOLA					
TOTAL	---	---	---	10776	36016
ANIMALS & ANIMAL PRODUCTS	NA	---	---	3376	2720
ANIMALS-LIVE,EX POULTRY	NA	---	---		
CATTLE	MNO				
MEATS AND MEAT PRODUCTS	MT	160	175	359	281
MEATS-FRESH,FROZEN	MT	160	175	359	281
BEEF AND VEAL	MT	160	168	359	276
PORK	MT				
VARIETY MEATS	MT	0	7	0	6
MEATS-PREP,PRES	MT				
BEEF	MT				
PORK	MT				
POULTRY & POULTRY PRODS	NA	---	---	1929	0
POULTRY-LIVE	NA	---	---		
BABY CHICKS-BREEDER	MNO				
BABY CHICKS-EX BRDR	MNO				
POULTRY MEATS	MT	1633	0	1900	0
POULTRY MEAT-FR,FRZ	MT	1633	0	1900	0
CHICKENS	MT	1633	0	1900	0
TURKEYS	MT				
POULTRY MEATS-PREP	MT				
EGGS	NA	---	---	29	0
DAIRY PRODUCTS	NA	---	---	498	1210
EVAP & COND MILK	MT				
NONFAT DRY MILK	MT	1416	1918	498	770
BUTTER & ANHYDROUS	MT				
CHEESE	MT				
FATS,OILS AND GREASES	MT	1138	2208	589	1223
LARD	MT				
TALLOW-INEDIBLE	MT	1134	2208	585	1223
HIDES AND SKINS	NA	---	---		
CATTLE HIDES	MNO				
CATTLE HIDES-WHOLE	MNO				
FURSKINS	NA	---	---		
OTHER ANIMAL PRODUCTS	NA	---	---	0	5
GRAINS AND PREPARATIONS	NA	---	---	7121	2496
WHEAT AND PRODUCTS	MT	21025	0	3728	0
WHEAT AND WHEAT FLOUR	MT	21025	0	3728	0
WHEAT	MT	21025	0	3728	0
WHEAT FLOUR-GR EQ	MT				
BULGUR & ROLLED WHEAT	MT				
RICE	MT	309	206	113	93
GRAINS & PREP---CONTINUED					
FEED GRAINS & PRODUCTS	MT	6185	7219	838	1208
FEED GRAINS	MT	791	4119	119	738
BARLEY	MT				
CORN	MT	791	4119	119	738
GRAIN SORGHUMS	MT				
OATS	MT				
BLENDED FOOD PRODUCTS	MT	4944	3079	1637	1122
FRUITS AND PREPARATIONS	NA	---	---	0	3
FRESH	MT				
CITRUS	MT				
OTHER	MT				
DRIED	MT				
CANNED	MT	0	3	0	3
FRUIT JUICES	MLT				
NUTS AND PREPARATIONS	NA	---	---		
VEGETABLES & PREPARATIONS	NA	---	---	8	30603
FRESH	MT				
VEGETABLES-FROZEN	MT				
PULSES	MT	0	38311	0	30136
DRIED BEANS	MT	0	38311	0	30136
DRIED PEAS	MT				
DRIED LENTILS	MT				
CANNED	MT	5	392	6	135
HOPS-INC EXTRACT EQ	MT	0	10	0	79
FEEDS,FODDERS-EX OILCAKE	NA	---	---		
CORN BYPRODUCTS	MT				
ALFALFA MEAL AND CUBES	MT				
OILSEEDS AND PRODUCTS	NA	---	---	158	185
OILCAKE AND MEAL	MT				
SOYBEAN	MT				
OILSEEDS	NA	---	---		
SOYBEANS	MT				
OILS AND WAXES-VEG	MT	230	223	158	185
OILS-SOYA,COTTONSEED	MT	143	223	91	185
SOYBEAN	MT	143	223	91	185
COTTONSEED	MT				
TOBACCO,UNMANUFACTURED	MT				
BURLEY	MT				
FLUE-CURED	MT				
COTTON-EX LINTERS	MT				
COTTON LINTERS	MT				
ESSENTIAL OILS	MT	3	0	14	0
SEEDS-FIELD AND GARDEN	NA	---	---		
OTHER VEGETABLE PRODS	NA	---	---	99	9

TABLE 1--U.S. AGRICULTURAL EXPORTS: QUANTITY AND VALUE, COUNTRY BY COMMODITY GROUP, FISCAL YEARS 1980 AND 1981

COUNTRY AND COMMODITY GROUP	UNIT	QUANTITY 1980	QUANTITY 1981	VALUE 1980 $1,000	VALUE 1981 $1,000
763 CONGO (BRAZZAVILLE)					
TOTAL	---	---	---	2767	1515
ANIMALS & ANIMAL PRODUCTS	NA	---	---	168	27
ANIMALS-LIVE,EX POULTRY	NA	---	---		
CATTLE	MNO				
MEATS AND MEAT PRODUCTS	MT				
MEATS-FRESH,FROZEN	MT				
BEEF AND VEAL	MT				
PORK	MT				
VARIETY MEATS	MT				
MEATS-PREP,PRES	MT				
BEEF	MT				
PORK	MT				
POULTRY & POULTRY PRODS	NA	---	---		
POULTRY-LIVE	NA	---	---		
BABY CHICKS-BREEDER	MNO				
BABY CHICKS-EX BRDR	MNO				
POULTRY MEATS	MT				
POULTRY MEAT-FR,FRZ	MT				
CHICKENS	MT				
TURKEYS	MT				
POULTRY MEATS-PREP	MT				
EGGS	NA	---	---		
DAIRY PRODUCTS	NA	---	---	168	27
EVAP & COND MILK	MT				
NONFAT DRY MILK	MT	477	70	168	27
BUTTER & ANHYDROUS	MT				
CHEESE	MT				
FATS,OILS AND GREASES	MT				
LARD	MT				
TALLOW-INEDIBLE	MT				
HIDES AND SKINS	NA	---	---		
CATTLE HIDES	MNO				
CATTLE HIDES-WHOLE	MNO				
FURSKINS	NA	---	---		
OTHER ANIMAL PRODUCTS	NA	---	---		
GRAINS AND PREPARATIONS	NA	---	---	1855	699
WHEAT AND PRODUCTS	MT	2972	1473	545	284
WHEAT AND WHEAT FLOUR	MT	2972	1473	545	284
WHEAT	MT				
WHEAT FLOUR-GR EQ	MT	2972	1473	545	284
BULGUR & ROLLED WHEAT	MT				
RICE	MT	3003	173	1167	119

GRAINS & PREP---CONTINUED

COMMODITY GROUP	UNIT	QUANTITY 1980	QUANTITY 1981	VALUE 1980 $1,000	VALUE 1981 $1,000
FEED GRAINS & PRODUCTS	MT	986	975	142	158
FEED GRAINS	MT				
BARLEY	MT				
CORN	MT				
GRAIN SORGHUMS	MT				
OATS	MT				
BLENDED FOOD PRODUCTS	MT				
FRUITS AND PREPARATIONS	NA	---	---	0	23
FRESH	MT				
CITRUS	MT				
OTHER	MT				
DRIED	MT	0	1	0	2
CANNED	MT				
FRUIT JUICES	MLT	0	54	0	6
NUTS AND PREPARATIONS	NA	---	---		
VEGETABLES & PREPARATIONS	NA	---	---	53	255
FRESH	MT				
VEGETABLES-FROZEN	MT				
PULSES	MT	0	5	0	3
DRIED BEANS	MT				
DRIED PEAS	MT	0	5	0	3
DRIED LENTILS	MT				
CANNED	MT	2	5	9	7
HOPS-INC EXTRACT EQ	MT	0	31	0	237
FEEDS,FODDERS-EX OILCAKE	NA	---	---		
CORN BYPRODUCTS	MT				
ALFALFA MEAL AND CUBES	MT				
OILSEEDS AND PRODUCTS	NA	---	---	276	51
OILCAKE AND MEAL	MT				
SOYBEAN	MT				
OILSEEDS	NA	---	---		
SOYBEANS	MT				
OILS AND WAXES-VEG	MT	309	54	276	51
OILS-SOYA,COTTONSEED	MT	230	53	209	48
SOYBEAN	MT	230	53	209	48
COTTONSEED	MT				
TOBACCO,UNMANUFACTURED	MT	81	82	415	446
BURLEY	MT				
FLUE-CURED	MT	65	76	408	443
COTTON-EX LINTERS	MT				
COTTON LINTERS	MT				
ESSENTIAL OILS	MT				
SEEDS-FIELD AND GARDEN	NA	---	---		
OTHER VEGETABLE PRODS	NA	---	---	0	14

TABLE 1--U.S. AGRICULTURAL EXPORTS: QUANTITY AND VALUE, COUNTRY BY COMMODITY GROUP, FISCAL YEARS 1980 AND 1981

COUNTRY AND COMMODITY GROUP	UNIT	QUANTITY 1980	QUANTITY 1981	VALUE 1980 $1,000	VALUE 1981 $1,000
764 WESTERN AFRICA, NEC					
TOTAL	---	---	---	3367	8317
ANIMALS & ANIMAL PRODUCTS	NA	---	---	51	327
ANIMALS-LIVE,EX POULTRY	NA	---	---		
CATTLE	MNO				
MEATS AND MEAT PRODUCTS	MT	3	33	24	152
MEATS-FRESH,FROZEN	MT	3	25	24	120
BEEF AND VEAL	MT	3	14	24	95
PORK	MT	0	2	0	5
VARIETY MEATS	MT	0	9	0	18
MEATS-PREP,PRES	MT	0	8	0	32
BEEF	MT	0	7	0	27
PORK	MT	0	0	0	1
POULTRY & POULTRY PRODS	NA	---	---	0	26
POULTRY-LIVE	NA	---	---	0	6
BABY CHICKS-BREEDER	MNO	0	2	0	6
BABY CHICKS-EX BRDR	MNO				
POULTRY MEATS	MT	0	6	0	14
POULTRY MEAT-FR,FRZ	MT	0	6	0	13
CHICKENS	MT	0	4	0	8
TURKEYS	MT	0	2	0	4
POULTRY MEATS-PREP	MT	0	0	0	2
EGGS	NA	---	---	0	5
DAIRY PRODUCTS	NA	---	---	27	147
EVAP & COND MILK	MT	0	6	0	7
NONFAT DRY MILK	MT	76	268	27	98
BUTTER & ANHYDROUS	MT	0	1	0	3
CHEESE	MT	0	0	0	1
FATS,OILS AND GREASES	MT	0	1	0	1
LARD	MT				
TALLOW-INEDIBLE	MT				
HIDES AND SKINS	NA	---	---		
CATTLE HIDES	MNO				
CATTLE HIDES-WHOLE	MNO				
FURSKINS	NA	---	---		
OTHER ANIMAL PRODUCTS	NA	---	---	0	1
GRAINS AND PREPARATIONS	NA	---	---	3118	7226
WHEAT AND PRODUCTS	MT	114	3305	23	555
WHEAT AND WHEAT FLOUR	MT	62	3305	11	555
WHEAT	MT	0	3127	0	522
WHEAT FLOUR-GR EQ	MT	62	178	11	33
BULGUR & ROLLED WHEAT	MT	52	0	11	0
RICE	MT	3655	6906	1512	3226
GRAINS & PREP---CONTINUED					
FEED GRAINS & PRODUCTS	MT	12381	20760	1571	3421
FEED GRAINS	MT	12140	20323	1533	3346
BARLEY	MT				
CORN	MT	12140	14814	1533	2494
GRAIN SORGHUMS	MT	0	5509	0	852
OATS	MT				
BLENDED FOOD PRODUCTS	MT	32	54	11	16
FRUITS AND PREPARATIONS	NA	---	---	14	21
FRESH	MT	0	18	0	12
CITRUS	MT	0	9	0	6
OTHER	MT	0	9	0	6
DRIED	MT	0	1	0	5
CANNED	MT	0	3	0	3
FRUIT JUICES	MLT	23	1	14	1
NUTS AND PREPARATIONS	NA	---	---	0	19
VEGETABLES & PREPARATIONS	NA	---	---	15	88
FRESH	MT	14	149	1	43
VEGETABLES-FROZEN	MT				
PULSES	MT	0	7	0	5
DRIED BEANS	MT	0	7	0	5
DRIED PEAS	MT				
DRIED LENTILS	MT				
CANNED	MT	13	15	12	3
HOPS-INC EXTRACT EQ	MT				
FEEDS,FODDERS-EX OILCAKE	NA	---	---	0	2
CORN BYPRODUCTS	MT				
ALFALFA MEAL AND CUBES	MT				
OILSEEDS AND PRODUCTS	NA	---	---	158	194
OILCAKE AND MEAL	MT				
SOYBEAN	MT				
OILSEEDS	NA	---	---		
SOYBEANS	MT				
OILS AND WAXES-VEG	MT	179	214	158	194
OILS-SOYA,COTTONSEED	MT	154	153	137	142
SOYBEAN	MT	154	150	137	138
COTTONSEED	MT	0	3	0	4
TOBACCO,UNMANUFACTURED	MT	0	19	1	76
BURLEY	MT				
FLUE-CURED	MT				
COTTON-EX LINTERS	MT	0	3	0	5
COTTON LINTERS	MT				
ESSENTIAL OILS	MT	0	0	0	1
SEEDS-FIELD AND GARDEN	NA	---	---	0	1
OTHER VEGETABLE PRODS	NA	---	---	10	357

TABLE 1--U.S. AGRICULTURAL EXPORTS: QUANTITY AND VALUE, COUNTRY BY COMMODITY GROUP, FISCAL YEARS 1980 AND 1981

COUNTRY AND COMMODITY GROUP	UNIT	QUANTITY 1980	QUANTITY 1981	VALUE 1980 $1,000	VALUE 1981 $1,000
765 LIBERIA					
TOTAL	---	---	---	32024	41914
ANIMALS & ANIMAL PRODUCTS	NA	---	---	644	862
ANIMALS-LIVE,EX POULTRY	NA	---	---		
CATTLE	MNO				
MEATS AND MEAT PRODUCTS	MT	102	125	297	289
MEATS-FRESH,FROZEN	MT	37	46	111	135
BEEF AND VEAL	MT	9	28	43	90
PORK	MT	26	1	65	3
VARIETY MEATS	MT	0	17	0	42
MEATS-PREP,PRES	MT	65	79	186	154
BEEF	MT	2	0	2	0
PORK	MT	37	10	113	23
POULTRY & POULTRY PRODS	NA	---	---	115	303
POULTRY-LIVE	NA	---	---	8	4
BABY CHICKS-BREEDER	MNO	4	12	8	4
BABY CHICKS-EX BRDR	MNO				
POULTRY MEATS	MT	47	163	71	265
POULTRY MEAT-FR,FRZ	MT	47	163	69	265
CHICKENS	MT	17	55	28	106
TURKEYS	MT	30	92	40	122
POULTRY MEATS-PREP	MT	0	0	3	0
EGGS	NA	---	---	36	33
DAIRY PRODUCTS	NA	---	---	221	253
EVAP & COND MILK	MT				
NONFAT DRY MILK	MT	1	1	3	4
BUTTER & ANHYDROUS	MT	0	2	0	5
CHEESE	MT	17	26	56	99
FATS,OILS AND GREASES	MT	0	4	0	6
LARD	MT				
TALLOW-INEDIBLE	MT				
HIDES AND SKINS	NA	---	---		
CATTLE HIDES	MNO				
CATTLE HIDES-WHOLE	MNO				
FURSKINS	NA	---	---		
OTHER ANIMAL PRODUCTS	NA	---	---	11	11
GRAINS AND PREPARATIONS	NA	---	---	27873	37708
WHEAT AND PRODUCTS	MT	18649	18317	3460	3479
WHEAT AND WHEAT FLOUR	MT	18484	18303	3398	3463
WHEAT	MT	18380	16371	3381	3092
WHEAT FLOUR-GR EQ	MT	104	1932	17	371
BULGUR & ROLLED WHEAT	MT	108	7	16	1
RICE	MT	65555	86671	23735	33226
GRAINS & PREP---CONTINUED					
FEED GRAINS & PRODUCTS	MT	530	3042	107	375
FEED GRAINS	MT	0	750	0	103
BARLEY	MT				
CORN	MT	0	750	0	103
GRAIN SORGHUMS	MT				
OATS	MT				
BLENDED FOOD PRODUCTS	MT	111	12	38	6
FRUITS AND PREPARATIONS	NA	---	---	312	582
FRESH	MT	83	359	50	403
CITRUS	MT	0	7	0	13
OTHER	MT	83	352	50	390
DRIED	MT	33	0	41	0
CANNED	MT	71	36	80	41
FRUIT JUICES	MLT	222	323	130	116
NUTS AND PREPARATIONS	NA	---	---	150	76
VEGETABLES & PREPARATIONS	NA	---	---	1078	1470
FRESH	MT	7	42	10	114
VEGETABLES-FROZEN	MT	33	72	38	95
PULSES	MT	79	127	67	111
DRIED BEANS	MT	67	114	58	100
DRIED PEAS	MT	12	13	9	10
DRIED LENTILS	MT				
CANNED	MT	328	413	409	417
HOPS-INC EXTRACT EQ	MT	6	6	17	12
FEEDS,FODDERS-EX OILCAKE	NA	---	---	102	100
CORN BYPRODUCTS	MT	100	0	18	0
ALFALFA MEAL AND CUBES	MT				
OILSEEDS AND PRODUCTS	NA	---	---	1389	560
OILCAKE AND MEAL	MT	79	39	18	9
SOYBEAN	MT	73	39	16	9
OILSEEDS	NA	---	---		
SOYBEANS	MT				
OILS AND WAXES-VEG	MT	1235	486	1371	551
OILS-SOYA,COTTONSEED	MT	437	141	396	135
SOYBEAN	MT	435	139	394	132
COTTONSEED	MT	2	2	3	3
TOBACCO,UNMANUFACTURED	MT				
BURLEY	MT				
FLUE-CURED	MT				
COTTON-EX LINTERS	MT				
COTTON LINTERS	MT				
ESSENTIAL OILS	MT				
SEEDS-FIELD AND GARDEN	NA	---	---	2	68
OTHER VEGETABLE PRODS	NA	---	---	474	488

TABLE 1--U.S. AGRICULTURAL EXPORTS: QUANTITY AND VALUE, COUNTRY BY COMMODITY GROUP, FISCAL YEARS 1980 AND 1981

COUNTRY AND COMMODITY GROUP	UNIT	QUANTITY 1980	QUANTITY 1981	VALUE 1980 $1,000	VALUE 1981 $1,000
766 ZAIRE					
TOTAL	---	---	---	46581	40248
ANIMALS & ANIMAL PRODUCTS	NA	---	---	741	2120
ANIMALS-LIVE,EX POULTRY	NA	---	---		
CATTLE	MNO				
MEATS AND MEAT PRODUCTS	MT	79	193	372	618
MEATS-FRESH,FROZEN	MT	61	53	303	372
BEEF AND VEAL	MT	50	44	261	308
PORK	MT	9	7	34	35
VARIETY MEATS	MT	2	1	9	10
MEATS-PREP,PRES	MT	18	140	69	247
BEEF	MT	0	0	2	0
PORK	MT	12	10	46	53
POULTRY & POULTRY PRODS	NA	---	---	32	51
POULTRY-LIVE	NA	---	---		
BABY CHICKS-BREEDER	MNO				
BABY CHICKS-EX BRDR	MNO				
POULTRY MEATS	MT	14	29	32	51
POULTRY MEAT-FR,FRZ	MT	13	28	29	46
CHICKENS	MT	9	24	17	36
TURKEYS	MT	3	3	8	7
POULTRY MEATS-PREP	MT	1	1	3	5
EGGS	NA	---	---		
DAIRY PRODUCTS	NA	---	---	286	1205
EVAP & COND MILK	MT				
NONFAT DRY MILK	MT	312	2711	110	1116
BUTTER & ANHYDROUS	MT	0	11	0	49
CHEESE	MT	5	4	18	21
FATS,OILS AND GREASES	MT	10	0	11	0
LARD	MT				
TALLOW-INEDIBLE	MT				
HIDES AND SKINS	NA	---	---		
CATTLE HIDES	MNO				
CATTLE HIDES-WHOLE	MNO				
FURSKINS	NA	---	---		
OTHER ANIMAL PRODUCTS	NA	---	---	39	246
GRAINS AND PREPARATIONS	NA	---	---	40043	34132
WHEAT AND PRODUCTS	MT	164528	157975	30350	30583
WHEAT AND WHEAT FLOUR	MT	162960	155253	30003	29952
WHEAT	MT	149265	141707	27593	27482
WHEAT FLOUR-GR EQ	MT	13695	13546	2410	2470
BULGUR & ROLLED WHEAT	MT	1568	2722	347	631
RICE	MT	23701	7129	9569	2863
GRAINS & PREP---CONTINUED					
FEED GRAINS & PRODUCTS	MT	274	3725	39	588
FEED GRAINS	MT				
BARLEY	MT				
CORN	MT				
GRAIN SORGHUMS	MT				
OATS	MT				
BLENDED FOOD PRODUCTS	MT	65	60	85	99
FRUITS AND PREPARATIONS	NA	---	---	0	3
FRESH	MT	0	1	0	3
CITRUS	MT				
OTHER	MT	0	1	0	3
DRIED	MT				
CANNED	MT				
FRUIT JUICES	MLT				
NUTS AND PREPARATIONS	NA	---	---		
VEGETABLES & PREPARATIONS	NA	---	---	368	627
FRESH	MT				
VEGETABLES-FROZEN	MT	1	0	3	3
PULSES	MT	68	0	17	0
DRIED BEANS	MT	68	0	17	0
DRIED PEAS	MT				
DRIED LENTILS	MT				
CANNED	MT	297	1	339	5
HOPS-INC EXTRACT EQ	MT	0	13	0	107
FEEDS,FODDERS-EX OILCAKE	NA	---	---	106	101
CORN BYPRODUCTS	MT				
ALFALFA MEAL AND CUBES	MT	350	0	106	0
OILSEEDS AND PRODUCTS	NA	---	---	120	953
OILCAKE AND MEAL	MT				
SOYBEAN	MT				
OILSEEDS	NA	---	---		
SOYBEANS	MT				
OILS AND WAXES-VEG	MT	125	1122	120	953
OILS-SOYA,COTTONSEED	MT	125	1087	120	920
SOYBEAN	MT	125	1087	120	920
COTTONSEED	MT				
TOBACCO,UNMANUFACTURED	MT	372	159	1574	895
BURLEY	MT				
FLUE-CURED	MT	337	145	1551	884
COTTON-EX LINTERS	MT	1999	594	3216	1163
COTTON LINTERS	MT	0	0	1	2
ESSENTIAL OILS	MT				
SEEDS-FIELD AND GARDEN	NA	---	---	8	2
OTHER VEGETABLE PRODS	NA	---	---	404	250

TABLE 1--U.S. AGRICULTURAL EXPORTS: QUANTITY AND VALUE, COUNTRY BY COMMODITY GROUP, FISCAL YEARS 1980 AND 1981

COUNTRY AND COMMODITY GROUP	UNIT	QUANTITY 1980	QUANTITY 1981	VALUE 1980 $1,000	VALUE 1981 $1,000
767 BURUNDI					
TOTAL	---	---	---	1814	2565
ANIMALS & ANIMAL PRODUCTS	NA	---	---	152	640
ANIMALS-LIVE,EX POULTRY	NA	---	---		
CATTLE	MNO				
MEATS AND MEAT PRODUCTS	MT				
MEATS-FRESH,FROZEN	MT				
BEEF AND VEAL	MT				
PORK	MT				
VARIETY MEATS	MT				
MEATS-PREP,PRES	MT				
BEEF	MT				
PORK	MT				
POULTRY & POULTRY PRODS	NA	---	---		
POULTRY-LIVE	NA	---	---		
BABY CHICKS-BREEDER	MNO				
BABY CHICKS-EX BRDR	MNO				
POULTRY MEATS	MT				
POULTRY MEAT-FR,FRZ	MT				
CHICKENS	MT				
TURKEYS	MT				
POULTRY MEATS-PREP	MT				
EGGS	NA	---	---		
DAIRY PRODUCTS	NA	---	---	152	640
EVAP & COND MILK	MT				
NONFAT DRY MILK	MT	434	1540	152	640
BUTTER & ANHYDROUS	MT				
CHEESE	MT				
FATS,OILS AND GREASES	MT				
LARD	MT				
TALLOW-INEDIBLE	MT				
HIDES AND SKINS	NA	---	---		
CATTLE HIDES	MNO				
CATTLE HIDES-WHOLE	MNO				
FURSKINS	NA	---	---		
OTHER ANIMAL PRODUCTS	NA	---	---		
GRAINS AND PREPARATIONS	NA	---	---	1047	1139
WHEAT AND PRODUCTS	MT	5229	5405	1017	1096
WHEAT AND WHEAT FLOUR	MT	2354	1814	417	342
WHEAT	MT				
WHEAT FLOUR-GR EQ	MT	2354	1814	417	342
BULGUR & ROLLED WHEAT	MT	2875	3591	600	754
RICE	MT				
FEED GRAINS & PRODUCTS	MT	223	244	30	43
FEED GRAINS	MT				
BARLEY	MT				
CORN	MT				
GRAIN SORGHUMS	MT				
OATS	MT				
BLENDED FOOD PRODUCTS	MT				
FRUITS AND PREPARATIONS	NA	---	---		
FRESH	MT				
CITRUS	MT				
OTHER	MT				
DRIED	MT				
CANNED	MT				
FRUIT JUICES	MLT				
NUTS AND PREPARATIONS	NA	---	---		
VEGETABLES & PREPARATIONS	NA	---	---	65	241
FRESH	MT				
VEGETABLES-FROZEN	MT				
PULSES	MT				
DRIED BEANS	MT				
DRIED PEAS	MT				
DRIED LENTILS	MT				
CANNED	MT				
HOPS-INC EXTRACT EQ	MT	16	15	65	241
FEEDS,FODDERS-EX OILCAKE	NA	---	---		
CORN BYPRODUCTS	MT				
ALFALFA MEAL AND CUBES	MT				
OILSEEDS AND PRODUCTS	NA	---	---	550	545
OILCAKE AND MEAL	MT				
SOYBEAN	MT				
OILSEEDS	NA	---	---		
SOYBEANS	MT				
OILS AND WAXES-VEG	MT	690	650	550	545
OILS-SOYA,COTTONSEED	MT	690	490	550	412
SOYBEAN	MT	690	490	550	412
COTTONSEED	MT				
TOBACCO,UNMANUFACTURED	MT				
BURLEY	MT				
FLUE-CURED	MT				
COTTON-EX LINTERS	MT				
COTTON LINTERS	MT				
ESSENTIAL OILS	MT				
SEEDS-FIELD AND GARDEN	NA	---	---		
OTHER VEGETABLE PRODS	NA	---	---		

GRAINS & PREP---CONTINUED

TABLE 1--U.S. AGRICULTURAL EXPORTS: QUANTITY AND VALUE, COUNTRY BY COMMODITY GROUP, FISCAL YEARS 1980 AND 1981

COUNTRY AND COMMODITY GROUP	UNIT	QUANTITY 1980	QUANTITY 1981	VALUE 1980 $1,000	VALUE 1981 $1,000
769 RWANDA					
TOTAL	---	---	---	1996	3908
ANIMALS & ANIMAL PRODUCTS	NA	---	---	312	732
ANIMALS-LIVE,EX POULTRY	NA	---	---		
CATTLE	MNO				
MEATS AND MEAT PRODUCTS	MT				
MEATS-FRESH,FROZEN	MT				
BEEF AND VEAL	MT				
PORK	MT				
VARIETY MEATS	MT				
MEATS-PREP,PRES	MT				
BEEF	MT				
PORK	MT				
POULTRY & POULTRY PRODS	NA	---	---		
POULTRY-LIVE	NA	---	---		
BABY CHICKS-BREEDER	MNO				
BABY CHICKS-EX BRDR	MNO				
POULTRY MEATS	MT				
POULTRY MEAT-FR,FRZ	MT				
CHICKENS	MT				
TURKEYS	MT				
POULTRY MEATS-PREP	MT				
EGGS	NA	---	---		
DAIRY PRODUCTS	NA	---	---	312	732
EVAP & COND MILK	MT				
ADVFAT DRY MILK	MT	894	1847	312	732
BUTTER & ANHYDROUS	MT				
CHEESE	MT				
FATS,OILS AND GREASES	MT				
LARD	MT				
TALLOW-INEDIBLE	MT				
HIDES AND SKINS	NA	---	---		
CATTLE HIDES	MNO				
CATTLE HIDES-WHOLE	MNO				
FURSKINS	NA	---	---		
OTHER ANIMAL PRODUCTS	NA	---	---		
GRAINS AND PREPARATIONS	NA	---	---	810	2184
WHEAT AND PRODUCTS	MT	1475	1334	271	252
WHEAT AND WHEAT FLOUR	MT	1475	1334	271	252
WHEAT	MT				
WHEAT FLOUR-GR EQ	MT	1475	1334	271	252
BULGUR & ROLLED WHEAT	MT				
RICE	MT	105	4612	45	1201
GRAINS & PREP---CONTINUED					
FEED GRAINS & PRODUCTS	MT	3633	4847	495	731
FEED GRAINS	MT				
BARLEY	MT				
CORN	MT				
GRAIN SORGHUMS	MT				
OATS	MT				
BLENDED FOOD PRODUCTS	MT				
FRUITS AND PREPARATIONS	NA	---	---	11	0
FRESH	MT				
CITRUS	MT				
OTHER	MT				
DRIED	MT				
CANNED	MT				
FRUIT JUICES	MLT	16	0	11	0
NUTS AND PREPARATIONS	NA	---	---		
VEGETABLES & PREPARATIONS	NA	---	---	72	0
FRESH	MT				
VEGETABLES-FROZEN	MT				
PULSES	MT				
DRIED BEANS	MT				
DRIED PEAS	MT				
DRIED LENTILS	MT				
CANNED	MT				
HOPS-INC EXTRACT EQ	MT	16	0	72	0
FEEDS,FODDERS-EX OILCAKE	NA	---	---		
CORN BYPRODUCTS	MT				
ALFALFA MEAL AND CUBES	MT				
OILSEEDS AND PRODUCTS	NA	---	---	790	992
OILCAKE AND MEAL	MT				
SOYBEAN	MT				
OILSEEDS	NA	---	---		
SOYBEANS	MT				
OILS AND WAXES-VEG	MT	918	1175	790	992
OILS-SOYA,COTTONSEED	MT	686	987	561	818
SOYBEAN	MT	686	987	561	818
COTTONSEED	MT				
TOBACCO,UNMANUFACTURED	MT				
BURLEY	MT				
FLUE-CURED	MT				
COTTON-EX LINTERS	MT				
COTTON LINTERS	MT				
ESSENTIAL OILS	MT				
SEEDS-FIELD AND GARDEN	NA	---	---		
OTHER VEGETABLE PRODS	NA	---	---		

TABLE 1--U.S. AGRICULTURAL EXPORTS: QUANTITY AND VALUE, COUNTRY BY COMMODITY GROUP, FISCAL YEARS 1980 AND 1981

COUNTRY AND COMMODITY GROUP	UNIT	QUANTITY 1980	QUANTITY 1981	VALUE 1980 $1,000	VALUE 1981 $1,000
770 SOMALIA					
TOTAL	---	---	---	46306	50249
ANIMALS & ANIMAL PRODUCTS	NA	---	---	1737	2881
ANIMALS-LIVE,EX POULTRY	NA	---	---		
CATTLE	MNO				
MEATS AND MEAT PRODUCTS	MT	0	34	0	265
MEATS-FRESH,FROZEN	MT				
BEEF AND VEAL	MT				
PORK	MT				
VARIETY MEATS	MT				
MEATS-PREP,PRES	MT	0	34	0	265
BEEF	MT	0	34	0	265
PORK	MT				
POULTRY & POULTRY PRODS	NA	---	---		
POULTRY-LIVE	NA	---	---		
BABY CHICKS-BREEDER	MNO				
BABY CHICKS-EX BRDR	MNO				
POULTRY MEATS	MT				
POULTRY MEAT-FR,FRZ	MT				
CHICKENS	MT				
TURKEYS	MT				
POULTRY MEATS-PREP	MT				
EGGS	NA	---	---		
DAIRY PRODUCTS	NA	---	---	1737	2616
EVAP & COND MILK	MT				
NONFAT DRY MILK	MT	4899	6389	1728	2583
BUTTER & ANHYDROUS	MT				
CHEESE	MT				
FATS,OILS AND GREASES	MT				
LARD	MT				
TALLOW-INEDIBLE	MT				
HIDES AND SKINS	NA	---	---		
CATTLE HIDES	MNO				
CATTLE HIDES-WHOLE	MNO				
FURSKINS	NA	---	---		
OTHER ANIMAL PRODUCTS	NA	---	---	0	7
GRAINS AND PREPARATIONS	NA	---	---	32863	35273
WHEAT AND PRODUCTS	MT	39343	31454	7276	6559
WHEAT AND WHEAT FLOUR	MT	37892	31454	6970	6559
WHEAT	MT				
WHEAT FLOUR-GR EQ	MT	37892	31454	6970	6559
BULGUR & ROLLED WHEAT	MT	1451	0	306	0
RICE	MT	21281	7950	7629	3809

GRAINS & PREP---CONTINUED

COMMODITY GROUP	UNIT	QUANTITY 1980	QUANTITY 1981	VALUE 1980 $1,000	VALUE 1981 $1,000
FEED GRAINS & PRODUCTS	MT	96082	115225	14767	20793
FEED GRAINS	MT	96082	115225	14767	20793
BARLEY	MT				
CORN	MT	96082	115225	14767	20793
GRAIN SORGHUMS	MT				
OATS	MT				
BLENDED FOOD PRODUCTS	MT	6212	10295	2391	4101
FRUITS AND PREPARATIONS	NA	---	---	0	14
FRESH	MT				
CITRUS	MT				
OTHER	MT				
DRIED	MT				
CANNED	MT	0	14	0	10
FRUIT JUICES	MLT	0	11	0	4
NUTS AND PREPARATIONS	NA	---	---		
VEGETABLES & PREPARATIONS	NA	---	---	402	57
FRESH	MT				
VEGETABLES-FROZEN	MT				
PULSES	MT	992	0	378	0
DRIED BEANS	MT				
DRIED PEAS	MT	992	0	378	0
DRIED LENTILS	MT				
CANNED	MT	33	4	24	4
HOPS-INC EXTRACT EQ	MT				
FEEDS,FODDERS-EX OILCAKE	NA	---	---	4	1
CORN BYPRODUCTS	MT				
ALFALFA MEAL AND CUBES	MT				
OILSEEDS AND PRODUCTS	NA	---	---	11746	11847
OILCAKE AND MEAL	MT				
SOYBEAN	MT				
OILSEEDS	NA	---	---		
SOYBEANS	MT				
OILS AND WAXES-VEG	MT	14282	15793	11746	11847
OILS-SOYA,COTTONSEED	MT	14278	14703	11738	11074
SOYBEAN	MT	14278	14703	11738	11074
COTTONSEED	MT				
TOBACCO,UNMANUFACTURED	MT				
BURLEY	MT				
FLUE-CURED	MT				
COTTON-EX LINTERS	MT				
COTTON LINTERS	MT				
ESSENTIAL OILS	MT				
SEEDS-FIELD AND GARDEN	NA	---	---		
OTHER VEGETABLE PRODS	NA	---	---	54	176

TABLE 1--U.S. AGRICULTURAL EXPORTS: QUANTITY AND VALUE, COUNTRY BY COMMODITY GROUP, FISCAL YEARS 1980 AND 1981

COUNTRY AND COMMODITY GROUP	UNIT	QUANTITY 1980	QUANTITY 1981	VALUE 1980 $1,000	VALUE 1981 $1,000
774 ETHIOPIA					
TOTAL	---	---	---	19992	9198
ANIMALS & ANIMAL PRODUCTS	NA	---	---	769	1486
ANIMALS-LIVE,EX POULTRY	NA	---	---		
CATTLE	MNO				
MEATS AND MEAT PRODUCTS	MT	0	8	0	20
MEATS-FRESH,FROZEN	MT				
BEEF AND VEAL	MT				
PORK	MT				
VARIETY MEATS	MT				
MEATS-PREP,PRES	MT	0	8	0	20
BEEF	MT				
PORK	MT				
POULTRY & POULTRY PRODS	NA	---	---		
POULTRY-LIVE	NA	---	---		
BABY CHICKS-BREEDER	MNO				
BABY CHICKS-EX BROR	MNO				
POULTRY MEATS	MT				
POULTRY MEAT-FR,FRZ	MT				
CHICKENS	MT				
TURKEYS	MT				
POULTRY MEATS-PREP	MT				
EGGS	NA	---	---		
DAIRY PRODUCTS	NA	---	---	769	1466
EVAP & COND MILK	MT				
NONFAT DRY MILK	MT	1188	2025	419	810
BUTTER & ANHYDROUS	MT				
CHEESE	MT				
FATS,OILS AND GREASES	MT				
LARD	MT				
TALLOW-INEDIBLE	MT				
HIDES AND SKINS	NA	---	---		
CATTLE HIDES	MNO				
CATTLE HIDES-WHOLE	MNO				
FURSKINS	NA	---	---		
OTHER ANIMAL PRODUCTS	NA	---	---		
GRAINS AND PREPARATIONS	NA	---	---	17255	5522
WHEAT AND PRODUCTS	MT	81442	0	13375	0
WHEAT AND WHEAT FLOUR	MT	81442	0	13375	0
WHEAT	MT	81442	0	13375	0
WHEAT FLOUR-GR EQ	MT				
BULGUR & ROLLED WHEAT	MT				
RICE	MT	15	40	11	40
GRAINS & PREP---CONTINUED					

COMMODITY GROUP	UNIT	QUANTITY 1980	QUANTITY 1981	VALUE 1980 $1,000	VALUE 1981 $1,000
FEED GRAINS & PRODUCTS	MT	0	10001	0	1628
FEED GRAINS	MT	0	9999	0	1627
BARLEY	MT				
CORN	MT				
GRAIN SORGHUMS	MT	0	9999	0	1627
OATS	MT				
BLENDED FOOD PRODUCTS	MT	9982	9065	3869	3851
FRUITS AND PREPARATIONS	NA	---	---	1	0
FRESH	MT				
CITRUS	MT				
OTHER	MT				
DRIED	MT				
CANNED	MT	1	0	1	0
FRUIT JUICES	MLT				
NUTS AND PREPARATIONS	NA	---	---		
VEGETABLES & PREPARATIONS	NA	---	---	119	55
FRESH	MT				
VEGETABLES-FROZEN	MT				
PULSES	MT				
DRIED BEANS	MT				
DRIED PEAS	MT				
DRIED LENTILS	MT				
CANNED	MT	5	19	8	24
HOPS-INC EXTRACT EQ	MT				
FEEDS,FODDERS-EX OILCAKE	NA	---	---	0	4
CORN BYPRODUCTS	MT				
ALFALFA MEAL AND CUBES	MT				
OILSEEDS AND PRODUCTS	NA	---	---	985	1210
OILCAKE AND MEAL	MT				
SOYBEAN	MT				
OILSEEDS	NA	---	---		
SOYBEANS	MT				
OILS AND WAXES-VEG	MT	1203	1416	985	1210
OILS-SOYA,COTTONSEED	MT	1203	1079	985	897
SOYBEAN	MT	1203	1079	985	897
COTTONSEED	MT				
TOBACCO,UNMANUFACTURED	MT				
BURLEY	MT				
FLUE-CURED	MT				
COTTON-EA LINTERS	MT				
COTTON LINTERS	MT				
ESSENTIAL OILS	MT	0	1	0	8
SEEDS-FIELD AND GARDEN	NA	---	---	9	20
OTHER VEGETABLE PRODS	NA	---	---	854	893

TABLE 1--U.S. AGRICULTURAL EXPORTS: QUANTITY AND VALUE, COUNTRY BY COMMODITY GROUP, FISCAL YEARS 1980 AND 1981

COUNTRY AND COMMODITY GROUP	UNIT	QUANTITY 1980	QUANTITY 1981	VALUE 1980 $1,000	VALUE 1981 $1,000
777 DJIBOUTI					
TOTAL	---	---	---	7519	6611
ANIMALS & ANIMAL PRODUCTS	NA	---	---	298	908
ANIMALS-LIVE,EX POULTRY	NA	---	---		
CATTLE	MNO				
MEATS AND MEAT PRODUCTS	MT				
MEATS-FRESH,FROZEN	MT				
BEEF AND VEAL	MT				
PORK	MT				
VARIETY MEATS	MT				
MEATS-PREP,PRES	MT				
BEEF	MT				
PORK	MT				
POULTRY & POULTRY PRODS	NA	---	---		
POULTRY-LIVE	NA	---	---		
BABY CHICKS-BREEDER	MNO				
BABY CHICKS-EX BRDR	MNO				
POULTRY MEATS	MT				
POULTRY MEAT-FR,FRZ	MT				
CHICKENS	MT				
TURKEYS	MT				
POULTRY MEATS-PREP	MT				
EGGS	NA	---	---		
DAIRY PRODUCTS	NA	---	---	298	908
EVAP & COND MILK	MT				
NONFAT DRY MILK	MT	230	338	81	150
BUTTER & ANHYDROUS	MT				
CHEESE	MT				
FATS,OILS AND GREASES	MT				
LARD	MT				
TALLOW-INEDIBLE	MT				
HIDES AND SKINS	NA	---	---		
CATTLE HIDES	MNO				
CATTLE HIDES-WHOLE	MNO				
FURSKINS	NA	---	---		
OTHER ANIMAL PRODUCTS	NA	---	---		
GRAINS AND PREPARATIONS	NA	---	---	6755	5234
WHEAT AND PRODUCTS	MT				
WHEAT AND WHEAT FLOUR	MT				
WHEAT	MT				
WHEAT FLOUR-GR EQ	MT				
BULGUR & ROLLED WHEAT	MT				
RICE	MT	13332	9730	6691	4846
GRAINS & PREP---CONTINUED					
FEED GRAINS & PRODUCTS	MT				
FEED GRAINS	MT				
BARLEY	MT				
CORN	MT				
GRAIN SORGHUMS	MT				
OATS	MT				
BLENDED FOOD PRODUCTS	MT	14	620	3	288
FRUITS AND PREPARATIONS	NA	---	---	0	17
FRESH	MT				
CITRUS	MT				
OTHER	MT				
DRIED	MT				
CANNED	MT	0	1	0	3
FRUIT JUICES	MLT	0	19	0	14
NUTS AND PREPARATIONS	NA	---	---	0	7
VEGETABLES & PREPARATIONS	NA	---	---	2	13
FRESH	MT				
VEGETABLES-FROZEN	MT				
PULSES	MT				
DRIED BEANS	MT				
DRIED PEAS	MT				
DRIED LENTILS	MT				
CANNED	MT				
HOPS-INC EXTRACT EQ	MT				
FEEDS,FODDERS-EX OILCAKE	NA	---	---		
CORN BYPRODUCTS	MT				
ALFALFA MEAL AND CUBES	MT				
OILSEEDS AND PRODUCTS	NA	---	---	403	423
OILCAKE AND MEAL	MT				
SOYBEAN	MT				
OILSEEDS	NA	---	---		
SOYBEANS	MT				
OILS AND WAXES-VEG	MT	453	503	403	423
OILS-SOYA,COTTONSEED	MT	453	503	403	423
SOYBEAN	MT	453	503	403	423
COTTONSEED	MT				
TOBACCO,UNMANUFACTURED	MT				
BURLEY	MT				
FLUE-CURED	MT				
COTTON-EX LINTERS	MT				
COTTON LINTERS	MT				
ESSENTIAL OILS	MT				
SEEDS-FIELD AND GARDEN	NA	---	---		
OTHER VEGETABLE PRODS	NA	---	---	61	8

TABLE 1--U.S. AGRICULTURAL EXPORTS: QUANTITY AND VALUE, COUNTRY BY COMMODITY GROUP, FISCAL YEARS 1980 AND 1981

COUNTRY AND COMMODITY GROUP	UNIT	QUANTITY 1980	QUANTITY 1981	VALUE 1980 $1,000	VALUE 1981 $1,000
778 UGANDA					
TOTAL	---	---	---	6621	6713
ANIMALS & ANIMAL PRODUCTS	NA	---	---	443	25
ANIMALS-LIVE,EX POULTRY	NA	---	---		
CATTLE	MNO				
MEATS AND MEAT PRODUCTS	MT				
MEATS-FRESH,FROZEN	MT				
BEEF AND VEAL	MT				
PORK	MT				
VARIETY MEATS	MT				
MEATS-PREP,PRES	MT				
BEEF	MT				
PORK	MT				
POULTRY & POULTRY PRODS	NA	---	---		
POULTRY-LIVE	NA	---	---		
BABY CHICKS-BREEDER	MNO				
BABY CHICKS-EX BROR	MNO				
POULTRY MEATS	MT				
POULTRY MEAT-FR,FRZ	MT				
CHICKENS	MT				
TURKEYS	MT				
POULTRY MEATS-PREP	MT				
EGGS	NA	---	---		
DAIRY PRODUCTS	NA	---	---	443	25
EVAP & COND MILK	MT				
NONFAT DRY MILK	MT	959	0	443	0
BUTTER & ANHYDROUS	MT				
CHEESE	MT				
FATS,OILS AND GREASES	MT				
LARD	MT				
TALLOW-INEDIBLE	MT				
HIDES AND SKINS	NA	---	---		
CATTLE HIDES	MNO				
CATTLE HIDES-WHOLE	MNO				
FURSKINS	NA	---	---		
OTHER ANIMAL PRODUCTS	NA	---	---		
GRAINS AND PREPARATIONS	NA	---	---	3239	5957
WHEAT AND PRODUCTS	MT				
WHEAT AND WHEAT FLOUR	MT				
WHEAT	MT				
WHEAT FLOUR-GR EQ	MT				
BULGUR & ROLLED WHEAT	MT				
RICE	MT				

GRAINS & PREP---CONTINUED

COMMODITY GROUP	UNIT	QUANTITY 1980	QUANTITY 1981	VALUE 1980 $1,000	VALUE 1981 $1,000
FEED GRAINS & PRODUCTS	MT	22104	37352	3228	5957
FEED GRAINS	MT	11550	5018	1701	905
BARLEY	MT				
CORN	MT	11550	5018	1701	905
GRAIN SORGHUMS	MT				
OATS	MT				
BLENDED FOOD PRODUCTS	MT				
FRUITS AND PREPARATIONS	NA	---	---		
FRESH	MT				
CITRUS	MT				
OTHER	MT				
DRIED	MT				
CANNED	MT				
FRUIT JUICES	MLT				
NUTS AND PREPARATIONS	NA	---	---		
VEGETABLES & PREPARATIONS	NA	---	---	0	3
FRESH	MT				
VEGETABLES-FROZEN	MT				
PULSES	MT				
DRIED BEANS	MT				
DRIED PEAS	MT				
DRIED LENTILS	MT				
CANNED	MT				
HOPS-INC EXTRACT EQ	MT				
FEEDS,FODDERS-EX OILCAKE	NA	---	---		
CORN BYPRODUCTS	MT				
ALFALFA MEAL AND CUBES	MT				
OILSEEDS AND PRODUCTS	NA	---	---	2939	728
OILCAKE AND MEAL	MT				
SOYBEAN	MT				
OILSEEDS	NA	---	---		
SOYBEANS	MT				
OILS AND WAXES-VEG	MT	3562	800	2939	728
OILS-SOYA,COTTONSEED	MT	3487	300	2672	251
SOYBEAN	MT	3487	300	2872	251
COTTONSEED	MT				
TOBACCO,UNMANUFACTURED	MT				
BURLEY	MT				
FLUE-CURED	MT				
COTTON-EX LINTERS	MT				
COTTON LINTERS	MT				
ESSENTIAL OILS	MT				
SEEDS-FIELD AND GARDEN	NA	---	---		
OTHER VEGETABLE PRODS	NA	---	---		

TABLE 1--U.S. AGRICULTURAL EXPORTS: QUANTITY AND VALUE, COUNTRY BY COMMODITY GROUP, FISCAL YEARS 1980 AND 1981

COUNTRY AND COMMODITY GROUP	UNIT	QUANTITY 1980	QUANTITY 1981	VALUE 1980 $1,000	VALUE 1981 $1,000
779 KENYA					
TOTAL	---	---	---	35173	33938
ANIMALS & ANIMAL PRODUCTS	NA	---	---	1844	2344
ANIMALS-LIVE,EX POULTRY	NA	---	---	30	0
CATTLE	MNO				
MEATS AND MEAT PRODUCTS	MT	1	0	2	0
MEATS-FRESH,FROZEN	MT				
BEEF AND VEAL	MT				
PORK	MT				
VARIETY MEATS	MT				
MEATS-PREP,PRES	MT	1	0	2	0
BEEF	MT	1	0	2	0
PORK	MT				
POULTRY & POULTRY PRODS	NA	---	---	1	35
POULTRY-LIVE	NA	---	---	0	35
BABY CHICKS-BREEDER	MNO	0	15	0	35
BABY CHICKS-EX BRDR	MNO				
POULTRY MEATS	MT	0	0	1	0
POULTRY MEAT-FR,FRZ	MT				
CHICKENS	MT				
TURKEYS	MT				
POULTRY MEATS-PREP	MT	0	0	1	0
EGGS	NA	---	---		
DAIRY PRODUCTS	NA	---	---	1317	2287
EVAP & COND MILK	MT				
NONFAT DRY MILK	MT	3792	5506	1301	2232
BUTTER & ANHYDROUS	MT				
CHEESE	MT				
FATS,OILS AND GREASES	MT	1000	13	490	11
LARD	MT				
TALLOW-INEDIBLE	MT	1000	0	490	0
HIDES AND SKINS	NA	---	---		
CATTLE HIDES	MNO				
CATTLE HIDES-WHOLE	MNO				
FURSKINS	NA	---	---		
OTHER ANIMAL PRODUCTS	NA	---	---	4	11
GRAINS AND PREPARATIONS	NA	---	---	30590	27671
WHEAT AND PRODUCTS	MT	73779	80039	12027	8905
WHEAT AND WHEAT FLOUR	MT	70116	43615	11262	7451
WHEAT	MT	70116	43181	11262	7371
WHEAT FLOUR-GR EQ	MT	0	434	0	80
BULGUR & ROLLED WHEAT	MT	3663	36424	765	1454
RICE	MT	12444	5303	5081	2489

GRAINS & PREP---CONTINUED

COMMODITY GROUP	UNIT	QUANTITY 1980	QUANTITY 1981	VALUE 1980 $1,000	VALUE 1981 $1,000
FEED GRAINS & PRODUCTS	MT	75967	112273	13443	16228
FEED GRAINS	MT	74153	111150	13191	16025
BARLEY	MT				
CORN	MT	74153	111083	13191	16017
GRAIN SORGHUMS	MT	0	67	0	8
OATS	MT				
BLENDED FOOD PRODUCTS	MT	91	136	31	24
FRUITS AND PREPARATIONS	NA	---	---	94	33
FRESH	MT				
CITRUS	MT				
OTHER	MT				
DRIED	MT	40	11	85	21
CANNED	MT	8	5	9	12
FRUIT JUICES	MLT				
NUTS AND PREPARATIONS	NA	---	---	148	118
VEGETABLES & PREPARATIONS	NA	---	---	81	402
FRESH	MT				
VEGETABLES-FROZEN	MT				
PULSES	MT	0	91	0	31
DRIED BEANS	MT				
DRIED PEAS	MT	0	91	0	31
DRIED LENTILS	MT				
CANNED	MT	3	0	3	0
HOPS-INC EXTRACT EQ	MT	0	32	0	315
FEEDS,FODDERS-EX OILCAKE	NA	---	---	19	23
CORN BYPRODUCTS	MT				
ALFALFA MEAL AND CUBES	MT				
OILSEEDS AND PRODUCTS	NA	---	---	1466	2488
OILCAKE AND MEAL	MT				
SOYBEAN	MT				
OILSEEDS	NA	---	---		
SOYBEANS	MT				
OILS AND WAXES-VEG	MT	1796	2884	1466	2460
OILS-SOYA,COTTONSEED	MT	1727	2796	1414	2386
SOYBEAN	MT	1727	2796	1414	2386
COTTONSEED	MT				
TOBACCO,UNMANUFACTURED	MT	40	34	276	291
BURLEY	MT				
FLUE-CURED	MT	40	34	276	291
COTTON-EX LINTERS	MT				
COTTON LINTERS	MT				
ESSENTIAL OILS	MT	7	5	41	64
SEEDS-FIELD AND GARDEN	NA	---	---	318	264
OTHER VEGETABLE PRODS	NA	---	---	296	242

TABLE 1--U.S. AGRICULTURAL EXPORTS: QUANTITY AND VALUE, COUNTRY BY COMMODITY GROUP, FISCAL YEARS 1980 AND 1981

COUNTRY AND COMMODITY GROUP	UNIT	QUANTITY 1980	QUANTITY 1981	VALUE 1980 $1,000	VALUE 1981 $1,000
783 TANZANIA					
TOTAL	---	---	---	27279	35110
ANIMALS & ANIMAL PRODUCTS	NA	---	---	973	1208
ANIMALS-LIVE,EX POULTRY	NA	---	---		
CATTLE	HNO				
MEATS AND MEAT PRODUCTS	MT	0	3	0	6
MEATS-FRESH,FROZEN	MT	0	3	0	5
BEEF AND VEAL	MT	0	3	0	5
PORK	MT				
VARIETY MEATS	MT				
MEATS-PREP,PRES	MT	0	0	0	1
BEEF	MT				
PORK	MT				
POULTRY & POULTRY PRODS	NA	---	---	0	2
POULTRY-LIVE	NA	---	---		
BABY CHICKS-BREEDER	HNO				
BABY CHICKS-EX BRDR	HNO				
POULTRY MEATS	MT	0	1	0	2
POULTRY MEAT-FR,FRZ	MT	0	1	0	2
CHICKENS	MT	0	1	0	2
TURKEYS	MT				
POULTRY MEATS-PREP	MT				
EGGS	NA	---	---		
DAIRY PRODUCTS	NA	---	---	856	1200
EVAP & COND MILK	MT	0	2	0	1
NONFAT DRY MILK	MT	1431	2112	544	864
BUTTER & ANHYDROUS	MT				
CHEESE	MT				
FATS,OILS AND GREASES	MT				
LARD	MT				
TALLOW-INEDIBLE	MT				
HIDES AND SKINS	NA	---	---		
CATTLE HIDES	HNO				
CATTLE HIDES-WHOLE	HNO				
FURSKINS	NA	---	---		
OTHER ANIMAL PRODUCTS	NA	---	---	117	0
GRAINS AND PREPARATIONS	NA	---	---	24915	32645
WHEAT AND PRODUCTS	MT	1594	4282	350	964
WHEAT AND WHEAT FLOUR	MT				
WHEAT	MT				
WHEAT FLOUR-GR EQ	MT				
BULGUR & ROLLED WHEAT	MT	1594	4282	350	964
RICE	MT	11909	0	5011	0

GRAINS & PREP---CONTINUED

COMMODITY GROUP	UNIT	QUANTITY 1980	QUANTITY 1981	VALUE 1980 $1,000	VALUE 1981 $1,000
FEED GRAINS & PRODUCTS	MT	147434	204774	19306	31497
FEED GRAINS	MT	147434	204774	19306	31497
BARLEY	MT				
CORN	MT	147434	204774	19306	31497
GRAIN SORGHUMS	MT				
OATS	MT				
BLENDED FOOD PRODUCTS	MT	748	433	248	164
FRUITS AND PREPARATIONS	NA	---	---		
FRESH	MT				
CITRUS	MT				
OTHER	MT				
DRIED	MT				
CANNED	MT				
FRUIT JUICES	MLT				
NUTS AND PREPARATIONS	NA	---	---	0	1
VEGETABLES & PREPARATIONS	NA	---	---	16	2
FRESH	MT				
VEGETABLES-FROZEN	MT				
PULSES	MT				
DRIED BEANS	MT				
DRIED PEAS	MT				
DRIED LENTILS	MT				
CANNED	MT	11	0	13	0
HOPS-INC EXTRACT EQ	MT				
FEEDS,FODDERS-EX OILCAKE	NA	---	---		
CORN BYPRODUCTS	MT				
ALFALFA MEAL AND CUBES	MT				
OILSEEDS AND PRODUCTS	NA	---	---	1008	967
OILCAKE AND MEAL	MT				
SOYBEAN	MT				
OILSEEDS	NA	---	---		
SOYBEANS	MT				
OILS AND WAXES-VEG	MT	1160	1139	1008	967
OILS-SOYA,COTTONSEED	MT	889	573	795	494
SOYBEAN	MT	888	573	794	494
COTTONSEED	MT	1	0	2	0
TOBACCO,UNMANUFACTURED	MT				
BURLEY	MT				
FLUE-CURED	MT				
COTTON-EX LINTERS	MT				
COTTON LINTERS	MT				
ESSENTIAL OILS	MT				
SEEDS-FIELD AND GARDEN	NA	---	---	64	52
OTHER VEGETABLE PRODS	NA	---	---	303	236

TABLE 1--U.S. AGRICULTURAL EXPORTS: QUANTITY AND VALUE, COUNTRY BY COMMODITY GROUP, FISCAL YEARS 1980 AND 1981

COUNTRY AND COMMODITY GROUP	UNIT	QUANTITY 1980	QUANTITY 1981	VALUE 1980 $1,000	VALUE 1981 $1,000
785 MAURITIUS					
TOTAL	---	---	---	12445	12147
ANIMALS & ANIMAL PRODUCTS	NA	---	---	0	111
ANIMALS-LIVE,EX POULTRY	NA	---	---		
CATTLE	MNO				
MEATS AND MEAT PRODUCTS	MT				
MEATS-FRESH,FROZEN	MT				
BEEF AND VEAL	MT				
PORK	MT				
VARIETY MEATS	MT				
MEATS-PREP,PRES	MT				
BEEF	MT				
PORK	MT				
POULTRY & POULTRY PRODS	NA	---	---		
POULTRY-LIVE	NA	---	---		
BABY CHICKS-BREEDER	MNO				
BABY CHICKS-EX BRDR	MNO				
POULTRY MEATS	MT				
POULTRY MEAT-FR,FRZ	MT				
CHICKENS	MT				
TURKEYS	MT				
POULTRY MEATS-PREP	MT				
EGGS	NA	---	---		
DAIRY PRODUCTS	NA	---	---	0	111
EVAP & COND MILK	MT				
NONFAT DRY MILK	MT	3	201	0	71
BUTTER & ANHYDROUS	MT				
CHEESE	MT				
FATS,OILS AND GREASES	MT				
LARD	MT				
TALLOW-INEDIBLE	MT				
HIDES AND SKINS	NA	---	---		
CATTLE HIDES	MNO				
CATTLE HIDES-WHOLE	MNO				
FURSKINS	NA	---	---		
OTHER ANIMAL PRODUCTS	NA	---	---		
GRAINS AND PREPARATIONS	NA	---	---	7090	4374
WHEAT AND PRODUCTS	MT	5249	8600	1415	1569
WHEAT AND WHEAT FLOUR	MT	5249	8600	1415	1569
WHEAT	MT				
WHEAT FLOUR-GR EQ	MT	5249	8600	1415	1569
BULGUR & ROLLED WHEAT	MT				
RICE	MT	12481	4751	5369	2354

GRAINS & PREP---CONTINUED

COMMODITY GROUP	UNIT	QUANTITY 1980	QUANTITY 1981	VALUE 1980 $1,000	VALUE 1981 $1,000
FEED GRAINS & PRODUCTS	MT				
FEED GRAINS	MT				
BARLEY	MT				
CORN	MT				
GRAIN SORGHUMS	MT				
OATS	MT				
BLENDED FOOD PRODUCTS	MT	869	1152	304	451
FRUITS AND PREPARATIONS	NA	---	---	0	13
FRESH	MT				
CITRUS	MT				
OTHER	MT				
DRIED	MT	0	3	0	4
CANNED	MT				
FRUIT JUICES	MLT	0	15	0	8
NUTS AND PREPARATIONS	NA	---	---	61	34
VEGETABLES & PREPARATIONS	NA	---	---	25	685
FRESH	MT				
VEGETABLES-FROZEN	MT				
PULSES	MT	0	730	0	647
DRIED BEANS	MT	0	730	0	647
DRIED PEAS	MT				
DRIED LENTILS	MT				
CANNED	MT	0	18	0	16
HOPS-INC EXTRACT EQ	MT	5	10	25	22
FEEDS,FODDERS-EX OILCAKE	NA	---	---		
CORN BYPRODUCTS	MT				
ALFALFA MEAL AND CUBES	MT				
OILSEEDS AND PRODUCTS	NA	---	---	3533	5568
OILCAKE AND MEAL	MT				
SOYBEAN	MT				
OILSEEDS	NA	---	---		
SOYBEANS	MT				
OILS AND WAXES-VEG	MT	6247	9647	3533	5568
OILS-SOYA,COTTONSEED	MT	6247	9428	3533	5430
SOYBEAN	MT	6247	9428	3533	5430
COTTONSEED	MT				
TOBACCO,UNMANUFACTURED	MT	192	132	1300	979
BURLEY	MT				
FLUE-CURED	MT	192	132	1300	979
COTTON-EX LINTERS	MT	41	0	76	0
COTTON LINTERS	MT				
ESSENTIAL OILS	MT				
SEEDS-FIELD AND GARDEN	NA	---	---	24	19
OTHER VEGETABLE PRODS	NA	---	---	336	366

TABLE 1--U.S. AGRICULTURAL EXPORTS: QUANTITY AND VALUE, COUNTRY BY COMMODITY GROUP, FISCAL YEARS 1980 AND 1981

COUNTRY AND COMMODITY GROUP	UNIT	QUANTITY 1980	QUANTITY 1981	VALUE 1980 $1,000	VALUE 1981 $1,000
787 MOZAMBIQUE					
TOTAL	---	---	---	17045	7141
ANIMALS & ANIMAL PRODUCTS	NA	---	---	302	170
ANIMALS-LIVE,EX POULTRY	NA	---	---		
CATTLE	MNO				
MEATS AND MEAT PRODUCTS	MT	9	3	0	22
MEATS-FRESH,FROZEN	MT	0	3	0	22
BEEF AND VEAL	MT	0	3	0	22
PORK	MT				
VARIETY MEATS	MT				
MEATS-PREP,PRES	MT				
BEEF	MT				
PORK	MT				
POULTRY & POULTRY PRODS	NA	---	---		
POULTRY-LIVE	NA	---	---		
BABY CHICKS-BREEDER	MNO				
BABY CHICKS-EX BROR	MNO				
POULTRY MEATS	MT				
POULTRY MEAT-FR,FRZ	MT				
CHICKENS	MT				
TURKEYS	MT				
POULTRY MEATS-PREP	MT				
EGGS	NA	---	---		
DAIRY PRODUCTS	NA	---	---	302	148
EVAP & COND MILK	MT				
NONFAT DRY MILK	MT	857	391	302	148
BUTTER & ANHYDROUS	MT				
CHEESE	MT				
FATS,OILS AND GREASES	MT				
LARD	MT				
TALLOW-INEDIBLE	MT				
HIDES AND SKINS	NA	---	---		
CATTLE HIDES	MNO				
CATTLE HIDES-WHOLE	MNO				
FURSKINS	NA	---	---		
OTHER ANIMAL PRODUCTS	NA	---	---		
GRAINS AND PREPARATIONS	NA	---	---	15696	6792
WHEAT AND PRODUCTS	MT	42970	23383	7394	4401
WHEAT AND WHEAT FLOUR	MT	42970	23383	7394	4401
WHEAT	MT	42896	23383	7381	4401
WHEAT FLOUR-GR EQ	MT	74	0	13	0
BULGUR & ROLLED WHEAT	MT				
RICE	MT	6638	0	2429	0
GRAINS & PREP---CONTINUED					
FEED GRAINS & PRODUCTS	MT	37832	10917	5629	1930
FEED GRAINS	MT	37832	10602	5629	1876
BARLEY	MT				
CORN	MT	37832	10602	5629	1876
GRAIN SORGHUMS	MT				
OATS	MT				
BLENDED FOOD PRODUCTS	MT	717	1165	244	460
FRUITS AND PREPARATIONS	NA	---	---		
FRESH	MT				
CITRUS	MT				
OTHER	MT				
DRIED	MT				
CANNED	MT				
FRUIT JUICES	MLT				
NUTS AND PREPARATIONS	NA	---	---		
VEGETABLES & PREPARATIONS	NA	---	---		
FRESH	MT				
VEGETABLES-FROZEN	MT				
PULSES	MT				
DRIED BEANS	MT				
DRIED PEAS	MT				
DRIED LENTILS	MT				
CANNED	MT				
HOPS-INC EXTRACT EQ	MT				
FEEDS,FODDERS-EX OILCAKE	NA	---	---		
CORN BYPRODUCTS	MT				
ALFALFA MEAL AND CUBES	MT				
OILSEEDS AND PRODUCTS	NA	---	---	991	111
OILCAKE AND MEAL	MT				
SOYBEAN	MT				
OILSEEDS	NA	---	---		
SOYBEANS	MT				
OILS AND WAXES-VEG	MT	1105	120	991	111
OILS-SOYA,COTTONSEED	MT	946	70	844	65
SOYBEAN	MT	946	70	844	65
COTTONSEED	MT				
TOBACCO,UNMANUFACTURED	MT				
BURLEY	MT				
FLUE-CURED	MT				
COTTON-EA LINTERS	MT				
COTTON LINTERS	MT				
ESSENTIAL OILS	MT	0	1	0	3
SEEDS-FIELD AND GARDEN	NA	---	---	28	29
OTHER VEGETABLE PRODS	NA	---	---	28	36

TABLE 1--U.S. AGRICULTURAL EXPORTS: QUANTITY AND VALUE, COUNTRY BY COMMODITY GROUP, FISCAL YEARS 1980 AND 1981

COUNTRY AND COMMODITY GROUP	UNIT	QUANTITY 1980	QUANTITY 1981	VALUE 1980 $1,000	VALUE 1981 $1,000
788 MALAGASY REPUBLIC					
TOTAL	---	---	---	2262	6731
ANIMALS & ANIMAL PRODUCTS	NA	---	---	2007	738
ANIMALS-LIVE,EX POULTRY	NA	---	---		
CATTLE	MNO				
MEATS AND MEAT PRODUCTS	MT				
MEATS-FRESH,FROZEN	MT				
BEEF AND VEAL	MT				
PORK	MT				
VARIETY MEATS	MT				
MEATS-PREP,PRES	MT				
BEEF	MT				
PORK	MT				
POULTRY & POULTRY PRODS	NA	---	---		
POULTRY-LIVE	NA	---	---		
BABY CHICKS-BREEDER	MNO				
BABY CHICKS-EX BRDR	MNO				
POULTRY MEATS	MT				
POULTRY MEAT-FR,FRZ	MT				
CHICKENS	MT				
TURKEYS	MT				
POULTRY MEATS-PREP	MT				
EGGS	NA	---	---		
DAIRY PRODUCTS	NA	---	---	0	273
EVAP & COND MILK	MT				
NONFAT DRY MILK	MT	0	652	0	273
BUTTER & ANHYDROUS	MT				
CHEESE	MT				
FATS,OILS AND GREASES	MT	4003	1000	2007	465
LARD	MT				
TALLOW-INEDIBLE	MT	3983	1000	1977	465
HIDES AND SKINS	NA	---	---		
CATTLE HIDES	MNO				
CATTLE HIDES-WHOLE	MNO				
FURSKINS	NA	---	---		
OTHER ANIMAL PRODUCTS	NA	---	---		
GRAINS AND PREPARATIONS	NA	---	---	198	2341
WHEAT AND PRODUCTS	MT				
WHEAT AND WHEAT FLOUR	MT				
WHEAT	MT				
WHEAT FLOUR-GR EQ	MT				
BULGUR & ROLLED WHEAT	MT				
RICE	MT	571	5272	198	2341
GRAINS & PREP---CONTINUED					
FEED GRAINS & PRODUCTS	MT				
FEED GRAINS	MT				
BARLEY	MT				
CORN	MT				
GRAIN SORGHUMS	MT				
OATS	MT				
BLENDED FOOD PRODUCTS	MT				
FRUITS AND PREPARATIONS	NA	---	---		
FRESH	MT				
CITRUS	MT				
OTHER	MT				
DRIED	MT				
CANNED	MT				
FRUIT JUICES	MLT				
NUTS AND PREPARATIONS	NA	---	---		
VEGETABLES & PREPARATIONS	NA	---	---		
FRESH	MT				
VEGETABLES-FROZEN	MT				
PULSES	MT				
DRIED BEANS	MT				
DRIED PEAS	MT				
DRIED LENTILS	MT				
CANNED	MT				
HOPS-INC EXTRACT EQ	MT				
FEEDS,FODDERS-EX OILCAKE	NA	---	---		
CORN BYPRODUCTS	MT				
ALFALFA MEAL AND CUBES	MT				
OILSEEDS AND PRODUCTS	NA	---	---	27	559
OILCAKE AND MEAL	MT				
SOYBEAN	MT				
OILSEEDS	NA	---	---		
SOYBEANS	MT				
OILS AND WAXES-VEG	MT	30	724	27	559
OILS-SOYA,COTTONSEED	MT	0	575	0	420
SOYBEAN	MT	0	575	0	420
COTTONSEED	MT				
TOBACCO,UNMANUFACTURED	MT	0	12	0	76
BURLEY	MT				
FLUE-CURED	MT	0	12	0	76
COTTON-EX LINTERS	MT	0	1471	0	3003
COTTON LINTERS	MT				
ESSENTIAL OILS	MT				
SEEDS-FIELD AND GARDEN	NA	---	---	30	14
OTHER VEGETABLE PRODS	NA	---	---		

TABLE 1--U.S. AGRICULTURAL EXPORTS: QUANTITY AND VALUE, COUNTRY BY COMMODITY GROUP, FISCAL YEARS 1980 AND 1981

COUNTRY AND COMMODITY GROUP	UNIT	QUANTITY 1980	QUANTITY 1981	VALUE 1980 $1,000	VALUE 1981 $1,000
791 REPUBLIC OF SOUTH AFRICA					
TOTAL	---	---	---	117777	174946
ANIMALS & ANIMAL PRODUCTS	NA	---	---	28856	26368
ANIMALS-LIVE,EX POULTRY	NA	---	---	2652	2703
CATTLE	HNO	0	0	53	604
MEATS AND MEAT PRODUCTS	MT	65	412	236	453
MEATS-FRESH,FROZEN	MT	37	411	104	451
BEEF AND VEAL	MT	6	0	44	0
PORK	MT	16	341	22	365
VARIETY MEATS	MT	15	70	39	85
MEATS-PREP,PRES	MT	28	1	131	3
BEEF	MT	2	0	26	1
PORK	MT	2	1	21	2
POULTRY & POULTRY PRODS	NA	---	---	453	7843
POULTRY-LIVE	NA	---	---		
BABY CHICKS-BREEDER	HNO				
BABY CHICKS-EX BRDR	HNO				
POULTRY MEATS	MT	4	5418	27	6498
POULTRY MEAT-FR,FRZ	MT	1	5054	5	6075
CHICKENS	MT	1	5022	5	6046
TURKEYS	MT	0	32	0	29
POULTRY MEATS-PREP	MT	3	364	22	423
EGGS	NA	---	---	0	994
DAIRY PRODUCTS	NA	---	---	949	1805
EVAP & COND MILK	MT	0	8	0	7
NONFAT DRY MILK	MT	191	534	46	208
BUTTER & ANHYDROUS	MT				
CHEESE	MT	25	63	101	231
FATS,OILS AND GREASES	MT	47671	25570	23045	11861
LARD	MT	0	9	0	4
TALLOW-INEDIBLE	MT	44188	25284	21381	11400
HIDES AND SKINS	NA	---	---	452	365
CATTLE HIDES	MNO	12	7	383	220
CATTLE HIDES-WHOLE	MNO	6	6	249	194
FURSKINS	NA	---	---	23	0
OTHER ANIMAL PRODUCTS	NA	---	---	1069	1338
GRAINS AND PREPARATIONS	NA	---	---	51164	112856
WHEAT AND PRODUCTS	MT	13891	293044	2546	54562
WHEAT AND WHEAT FLOUR	MT	12080	292832	2151	54514
WHEAT	MT	11285	290719	2020	54094
WHEAT FLOUR-GR EQ	MT	795	2113	130	419
BULGUR & ROLLED WHEAT	MT	1811	209	396	43
RICE	MT	106177	104971	45665	52886

GRAINS & PREP---CONTINUED

COMMODITY GROUP	UNIT	QUANTITY 1980	QUANTITY 1981	VALUE 1980 $1,000	VALUE 1981 $1,000
FEED GRAINS & PRODUCTS	MT	8535	13578	1353	2275
FEED GRAINS	MT	3744	3637	569	602
BARLEY	MT				
CORN	MT	2236	3380	352	524
GRAIN SORGHUMS	MT	1508	257	217	78
OATS	MT				
BLENDED FOOD PRODUCTS	MT	2232	6252	841	2466
FRUITS AND PREPARATIONS	NA	---	---	1363	2193
FRESH	MT	9	0	6	0
CITRUS	MT	7	0	4	0
OTHER	MT	2	0	2	0
DRIED	MT	674	1127	936	1240
CANNED	MT	194	294	272	496
FRUIT JUICES	MLT	118	194	101	80
NUTS AND PREPARATIONS	NA	---	---	1776	2861
VEGETABLES & PREPARATIONS	NA	---	---	1605	6966
FRESH	MT	4	1	2	2
VEGETABLES-FROZEN	MT	0	579	1	236
PULSES	MT	13	2723	10	1393
DRIED BEANS	MT	13	1482	10	975
DRIED PEAS	MT	0	1241	0	418
DRIED LENTILS	MT				
CANNED	MT	56	204	63	230
HOPS-INC EXTRACT EQ	MT	127	204	270	3728
FEEDS,FODDERS-EX OILCAKE	NA	---	---	298	412
CORN BYPRODUCTS	MT				
ALFALFA MEAL AND CUBES	MT				
OILSEEDS AND PRODUCTS	NA	---	---	25914	12596
OILCAKE AND MEAL	MT	206	144	78	73
SOYBEAN	MT	196	144	74	73
OILSEEDS	NA	---	---	20020	4393
SOYBEANS	MT	0	141	0	44
OILS AND WAXES-VEG	MT	2920	4424	2379	3746
OILS-SOYA,COTTONSEED	MT	1815	2261	1494	1818
SOYBEAN	MT	1815	2261	1494	1818
COTTONSEED	MT	0	0	0	1
TOBACCO,UNMANUFACTURED	MT	15	56	100	442
BURLEY	MT				
FLUE-CURED	MT				
COTTON-EX LINTERS	MT	0	44	0	71
COTTON LINTERS	MT	92	1	26	9
ESSENTIAL OILS	MT	131	167	2059	2588
SEEDS-FIELD AND GARDEN	NA	---	---	1954	3301
OTHER VEGETABLE PRODS	NA	---	---	2662	4283

TABLE 1--U.S. AGRICULTURAL EXPORTS: QUANTITY AND VALUE, COUNTRY BY COMMODITY GROUP, FISCAL YEARS 1980 AND 1981

COUNTRY AND COMMODITY GROUP	UNIT	QUANTITY 1980	QUANTITY 1981	VALUE 1980 $1,000	VALUE 1981 $1,000
794 ZAMBIA					
TOTAL	---	---	---	23625	12513
ANIMALS & ANIMAL PRODUCTS	NA	---	---	439	745
ANIMALS-LIVE,EX POULTRY	NA	---	---		
CATTLE	MNO				
MEATS AND MEAT PRODUCTS	MT				
MEATS-FRESH,FROZEN	MT				
BEEF AND VEAL	MT				
PORK	MT				
VARIETY MEATS	MT				
MEATS-PREP,PRES	MT				
BEEF	MT				
PORK	MT				
POULTRY & POULTRY PRODS	NA	---	---	227	279
POULTRY-LIVE	NA	---	---	227	279
BABY CHICKS-BREEDER	MNO	34	40	227	279
BABY CHICKS-EX BRDR	MNO				
POULTRY MEATS	MT				
POULTRY MEAT-FR,FRZ	MT				
CHICKENS	MT				
TURKEYS	MT				
POULTRY MEATS-PREP	MT				
EGGS	NA	---	---		
DAIRY PRODUCTS	NA	---	---	198	0
EVAP & COND MILK	MT				
NONFAT DRY MILK	MT	199	0	71	0
BUTTER & ANHYDROUS	MT				
CHEESE	MT				
FATS,OILS AND GREASES	MT	0	557	0	245
LARD	MT				
TALLOW-INEDIBLE	MT	0	557	0	245
HIDES AND SKINS	NA	---	---		
CATTLE HIDES	MNO				
CATTLE HIDES-WHOLE	MNO				
FURSKINS	NA	---	---		
OTHER ANIMAL PRODUCTS	NA	---	---	14	220
GRAINS AND PREPARATIONS	NA	---	---	21721	11703
WHEAT AND PRODUCTS	MT	12730	58278	2280	10826
WHEAT AND WHEAT FLOUR	MT	12678	58278	2269	10826
WHEAT	MT	12678	58278	2269	10826
WHEAT FLOUR-GR EQ	MT				
BULGUR & ROLLED WHEAT	MT	52	0	11	0
RICE	MT	17848	0	7163	0
GRAINS & PREP---CONTINUED					
FEED GRAINS & PRODUCTS	MT	84719	5398	12276	877
FEED GRAINS	MT	84719	5398	12276	877
BARLEY	MT				
CORN	MT	84719	5398	12276	877
GRAIN SORGHUMS	MT				
OATS	MT				
BLENDED FOOD PRODUCTS	MT	6	0	2	0
FRUITS AND PREPARATIONS	NA	---	---		
FRESH	MT				
CITRUS	MT				
OTHER	MT				
DRIED	MT				
CANNED	MT				
FRUIT JUICES	MLT				
NUTS AND PREPARATIONS	NA	---	---		
VEGETABLES & PREPARATIONS	NA	---	---	0	29
FRESH	MT				
VEGETABLES-FROZEN	MT				
PULSES	MT	0	36	0	29
DRIED BEANS	MT	0	36	0	29
DRIED PEAS	MT				
DRIED LENTILS	MT				
CANNED	MT				
HOPS-INC EXTRACT EQ	MT				
FEEDS,FODDERS-EX OILCAKE	NA	---	---		
CORN BYPRODUCTS	MT				
ALFALFA MEAL AND CUBES	MT				
OILSEEDS AND PRODUCTS	NA	---	---	1245	0
OILCAKE AND MEAL	MT				
SOYBEAN	MT				
OILSEEDS	NA	---	---		
SOYBEANS	MT				
OILS AND WAXES-VEG	MT	1930	0	1245	0
OILS-SOYA,COTTONSEED	MT	1930	0	1245	0
SOYBEAN	MT	1930	0	1245	0
COTTONSEED	MT				
TOBACCO,UNMANUFACTURED	MT				
BURLEY	MT				
FLUE-CURED	MT				
COTTON-EX LINTERS	MT				
COTTON LINTERS	MT				
ESSENTIAL OILS	MT				
SEEDS-FIELD AND GARDEN	NA	---	---	165	0
OTHER VEGETABLE PRODS	NA	---	---	54	37

TABLE 1--U.S. AGRICULTURAL EXPORTS: QUANTITY AND VALUE, COUNTRY BY COMMODITY GROUP, FISCAL YEARS 1980 AND 1981

COUNTRY AND COMMODITY GROUP	UNIT	QUANTITY 1980	QUANTITY 1981	VALUE 1980 $1,000	VALUE 1981 $1,000
796 ZIMBABWE					
TOTAL	---	---	---	2082	1617
ANIMALS & ANIMAL PRODUCTS	NA	---	---	376	491
ANIMALS-LIVE,EX POULTRY	NA	---	---	10	19
CATTLE	MNO	0	0	10	19
MEATS AND MEAT PRODUCTS	MT				
MEATS-FRESH,FROZEN	MT				
BEEF AND VEAL	MT				
PORK	MT				
VARIETY MEATS	MT				
MEATS-PREP,PRES	MT				
BEEF	MT				
PORK	MT				
POULTRY & POULTRY PRODS	NA	---	---	0	37
POULTRY-LIVE	NA	---	---	0	37
BABY CHICKS-BREEDER	MNO	0	2	0	37
BABY CHICKS-EX BRDR	MNO				
POULTRY MEATS	MT				
POULTRY MEAT-FR,FRZ	MT				
CHICKENS	MT				
TURKEYS	MT				
POULTRY MEATS-PREP	MT				
EGGS	NA	---	---		
DAIRY PRODUCTS	NA	---	---		
EVAP & COND MILK	MT				
NONFAT DRY MILK	MT				
BUTTER & ANHYDROUS	MT				
CHEESE	MT				
FATS,OILS AND GREASES	MT	620	662	330	315
LARD	MT				
TALLOW-INEDIBLE	MT	620	662	330	315
HIDES AND SKINS	NA	---	---		
CATTLE HIDES	MNO				
CATTLE HIDES-WHOLE	MNO				
FURSKINS	NA	---	---		
OTHER ANIMAL PRODUCTS	NA	---	---	36	121
GRAINS AND PREPARATIONS	NA	---	---	1653	832
WHEAT AND PRODUCTS	MT				
WHEAT AND WHEAT FLOUR	MT				
WHEAT	MT				
WHEAT FLOUR-GR EQ	MT				
BULGUR & ROLLED WHEAT	MT				
RICE	MT				
GRAINS & PREP---CONTINUED					
FEED GRAINS & PRODUCTS	MT	9621	4998	1653	832
FEED GRAINS	MT	9621	4998	1653	832
BARLEY	MT				
CORN	MT	9621	4998	1653	832
GRAIN SORGHUMS	MT				
OATS	MT				
BLENDED FOOD PRODUCTS	MT				
FRUITS AND PREPARATIONS	NA	---	---		
FRESH	MT				
CITRUS	MT				
OTHER	MT				
DRIED	MT				
CANNED	MT				
FRUIT JUICES	MLT				
NUTS AND PREPARATIONS	NA	---	---	20	10
VEGETABLES & PREPARATIONS	NA	---	---	2	182
FRESH	MT				
VEGETABLES-FROZEN	MT				
PULSES	MT	2	89	2	73
DRIED BEANS	MT	2	89	2	73
DRIED PEAS	MT				
DRIED LENTILS	MT				
CANNED	MT				
HOPS-INC EXTRACT EQ	MT	0	8	0	109
FEEDS,FODDERS-EX OILCAKE	NA	---	---	0	4
CORN BYPRODUCTS	MT				
ALFALFA MEAL AND CUBES	MT				
OILSEEDS AND PRODUCTS	NA	---	---		
OILCAKE AND MEAL	MT				
SOYBEAN	MT				
OILSEEDS	NA	---	---		
SOYBEANS	MT				
OILS AND WAXES-VEG	MT				
OILS-SOYA,COTTONSEED	MT				
SOYBEAN	MT				
COTTONSEED	MT				
TOBACCO,UNMANUFACTURED	MT				
BURLEY	MT				
FLUE-CURED	MT				
COTTON-EX LINTERS	MT				
COTTON LINTERS	MT				
ESSENTIAL OILS	MT	0	0	4	1
SEEDS-FIELD AND GARDEN	NA	---	---	18	48
OTHER VEGETABLE PRODS	NA	---	---	9	46

TABLE 1--U.S. AGRICULTURAL EXPORTS: QUANTITY AND VALUE, COUNTRY BY COMMODITY GROUP, FISCAL YEARS 1980 AND 1981

COUNTRY AND COMMODITY GROUP	UNIT	QUANTITY 1980	QUANTITY 1981	VALUE 1980 $1,000	VALUE 1981 $1,000
799 LESOTHO	---	---	---	6494	6113
TOTAL	---	---	---	1077	585
ANIMALS & ANIMAL PRODUCTS	NA	---	---		
ANIMALS-LIVE,EX POULTRY	NA				
CATTLE	HNO				
MEATS AND MEAT PRODUCTS	MT				
MEATS-FRESH,FROZEN	MT				
BEEF AND VEAL	MT				
PORK	MT				
VARIETY MEATS	MT				
MEATS-PREP,PRES	MT				
BEEF	MT				
PORK	MT				
POULTRY & POULTRY PRODS	NA	---	---		
POULTRY-LIVE	NA	---	---		
BABY CHICKS-BREEDER	HNO				
BABY CHICKS-EX BRDR	HNO				
POULTRY MEATS	MT				
POULTRY MEAT-FR,FRZ	MT				
CHICKENS	MT				
TURKEYS	MT				
POULTRY MEATS-PREP	MT				
EGGS	NA	---	---	1077	585
DAIRY PRODUCTS	NA	---	---		
EVAP & COND MILK	MT				
NONFAT DRY MILK	MT	3356	1594	1077	585
BUTTER & ANHYDROUS	MT				
CHEESE	MT				
FATS,OILS AND GREASES	MT				
LARD	MT				
TALLOW-INEDIBLE	MT				
HIDES AND SKINS	NA	---	---		
CATTLE HIDES	HNO				
CATTLE HIDES-WHOLE	HNO				
FURSKINS	NA	---	---		
OTHER ANIMAL PRODUCTS	NA	---	---		
				4736	4381
GRAINS AND PREPARATIONS	NA	---	---	2432	789
WHEAT AND PRODUCTS	MT	14059	24952	1846	342
WHEAT AND WHEAT FLOUR	MT	11071	2083	1160	0
WHEAT	MT	7000	0	686	342
WHEAT FLOUR-GR EQ	MT	4071	2083	586	447
BULGUR & ROLLED WHEAT	MT	2988	22869		
RICE	MT				

GRAINS & PREP---CONTINUED

COMMODITY GROUP	UNIT	QUANTITY 1980	QUANTITY 1981	VALUE 1980 $1,000	VALUE 1981 $1,000
FEED GRAINS & PRODUCTS	MT	14180	18501	1969	3016
FEED GRAINS	MT				
BARLEY	MT				
CORN	MT				
GRAIN SORGHUMS	MT				
OATS	MT				
BLENDED FOOD PRODUCTS	MT	992	1469	335	577
FRUITS AND PREPARATIONS	NA	---	---		
FRESH	MT				
CITRUS	MT				
OTHER	MT				
DRIED	MT				
CANNED	MT				
FRUIT JUICES	MLT				
NUTS AND PREPARATIONS	NA	---	---		
VEGETABLES & PREPARATIONS	NA	---	---	29	22
FRESH	MT				
VEGETABLES-FROZEN	MT	0	11	0	4
PULSES	MT	0	11	0	4
DRIED BEANS	MT				
DRIED PEAS	MT				
DRIED LENTILS	MT				
CANNED	MT	11	13	29	18
HOPS-INC EXTRACT EQ	NA	---	---		
FEEDS,FODDERS-EX OILCAKE	MT				
CORN BYPRODUCTS	MT				
ALFALFA MEAL AND CUBES	NA	---	---	652	1125
OILSEEDS AND PRODUCTS	MT				
OILCAKE AND MEAL	MT				
SOYBEAN	NA	---	---		
OILSEEDS	MT				
SOYBEANS	MT	727	1408	652	1125
OILS AND WAXES-VEG	MT	523	559	457	483
OILS-SOYA,COTTONSEED	MT	523	559	457	483
SOYBEAN	MT				
COTTONSEED	MT				
TOBACCO,UNMANUFACTURED	MT				
BURLEY	MT				
FLUE-CURED	MT				
COTTON-EX LINTERS	MT				
COTTON LINTERS	MT				
ESSENTIAL OILS	NA	---	---		
SEEDS-FIELD AND GARDEN	NA	---	---		
OTHER VEGETABLE PRODS					

TABLE 1--U.S. AGRICULTURAL EXPORTS: QUANTITY AND VALUE, COUNTRY BY COMMODITY GROUP, FISCAL YEARS 1980 AND 1981

COUNTRY AND COMMODITY GROUP	UNIT	QUANTITY 1980	QUANTITY 1981	VALUE 1980 $1,000	VALUE 1981 $1,000
822 COUNTRY UNKNOWN					
TOTAL	---	---	---	1025172	1131728
ANIMALS & ANIMAL PRODUCTS	NA	---	---		
ANIMALS-LIVE,EX POULTRY	NA	---	---		
CATTLE	MNO				
MEATS AND MEAT PRODUCTS	MT				
MEATS-FRESH,FROZEN	MT				
BEEF AND VEAL	MT				
PORK	MT				
VARIETY MEATS	MT				
MEATS-PREP,PRES	MT				
BEEF	MT				
PORK	MT				
POULTRY & POULTRY PRODS	NA	---	---		
POULTRY-LIVE	NA	---	---		
BABY CHICKS-BREEDER	MNO				
BABY CHICKS-EX BRDR	MNO				
POULTRY MEATS	MT				
POULTRY MEAT-FR,FRZ	MT				
CHICKENS	MT				
TURKEYS	MT				
POULTRY MEATS-PREP	MT				
EGGS	NA	---	---		
DAIRY PRODUCTS	NA	---	---		
EVAP & COND MILK	MT				
NONFAT DRY MILK	MT				
BUTTER & ANHYDROUS	MT				
CHEESE	MT				
FATS,OILS AND GREASES	MT				
LARD	MT				
TALLOW-INEDIBLE	MT				
HIDES AND SKINS	NA	---	---		
CATTLE HIDES	MNO				
CATTLE HIDES-WHOLE	MNO				
FURSKINS	NA	---	---		
OTHER ANIMAL PRODUCTS	NA	---	---		
GRAINS AND PREPARATIONS	NA	---	---	862493	889978
WHEAT AND PRODUCTS	MT	2142097	1807620	383394	311372
WHEAT AND WHEAT FLOUR	MT	2142097	1807620	383394	311372
WHEAT	MT	2142097	1807620	383394	311372
WHEAT FLOUR-GR EQ	MT				
BULGUR & ROLLED WHEAT	MT				
RICE	MT				
GRAINS & PREP---CONTINUED					
FEED GRAINS & PRODUCTS	MT	4063207	4332586	469407	569914
FEED GRAINS	MT	4063207	4332559	469407	569909
BARLEY	MT	285607	444143	34390	54544
CORN	MT	3757091	3841043	432840	508519
GRAIN SORGHUMS	MT				
OATS	MT	20509	47373	2177	6846
BLENDED FOOD PRODUCTS	MT				
FRUITS AND PREPARATIONS	NA	---	---		
FRESH	MT				
CITRUS	MT				
OTHER	MT				
DRIED	MT				
CANNED	MT				
FRUIT JUICES	MLT				
NUTS AND PREPARATIONS	NA	---	---		
VEGETABLES & PREPARATIONS	NA	---	---		
FRESH	MT				
VEGETABLES-FROZEN	MT				
PULSES	MT				
DRIED BEANS	MT				
DRIED PEAS	MT				
DRIED LENTILS	MT				
CANNED	MT				
HOPS-INC EXTRACT EQ	MT				
FEEDS,FODDERS-EX OILCAKE	NA	---	---		
CORN BYPRODUCTS	MT				
ALFALFA MEAL AND CUBES	MT				
OILSEEDS AND PRODUCTS	NA	---	---	162677	241750
OILCAKE AND MEAL	MT				
SOYBEAN	MT				
OILSEEDS	NA	---	---	162677	241750
SOYBEANS	MT	665049	883950	159610	239960
OILS AND WAXES-VEG	MT				
OILS-SOYA,COTTONSEED	MT				
SOYBEAN	MT				
COTTONSEED	MT				
TOBACCO,UNMANUFACTURED	MT				
BURLEY	MT				
FLUE-CURED	MT				
COTTON-EX LINTERS	MT				
COTTON LINTERS	MT				
ESSENTIAL OILS	MT				
SEEDS-FIELD AND GARDEN	NA	---	---	3	0
OTHER VEGETABLE PRODS	NA	---	---		

Table 2--Transhipments of U.S. agricultural products through Canada: Estimated quantity and value by commodity and destination, fiscal year 1980 (revised)

Destination	Wheat	Rye	Barley	Oats	Corn	Soybeans	Wheat	Rye	Barley	Oats	Corn	Soybeans	Total
	-- 1,000 metric tons --						-- Million dollars --						
European Community	1,170.9	25.3	44.9	---	1,044.1	190.0	209.7	3.3	5.1	---	119.8	46.2	384.1
Belgium	61.5	---	---	---	36.1	37.8	10.7	---	---	---	4.6	9.1	24.4
Denmark	---	---	---	---	---	7.1	---	---	---	---	---	1.8	1.8
France	97.1	---	---	---	15.5	45.3	17.9	---	---	---	2.0	10.9	30.8
Germany, Fed.Rep.	40.3	---	---	---	190.0	18.2	6.7	---	---	---	22.1	4.6	33.4
Italy	337.3	---	44.9	---	731.5	---	60.1	---	5.1	---	82.9	---	148.1
Netherlands	415.9	25.3	---	---	30.9	18.2	75.4	3.3	---	---	3.5	4.6	86.8
United Kingdom	218.8	---	---	---	40.1	63.4	38.9	---	---	---	4.7	15.2	58.8
Other Western Eur.	171.3	---	---	---	1,568.8	198.7	30.2	---	---	---	182.4	45.9	259.2
Finland	49.4	---	---	---	---	---	8.3	---	---	---	---	---	8.3
Malta	11.8	---	---	---	---	---	2.1	---	---	---	---	---	2.1
Norway	6.6	---	---	---	---	7.4	1.2	---	---	---	---	1.9	3.1
Portugal	29.1	---	---	---	---	---	5.5	---	---	---	---	---	1/ 6.2
Spain	74.4	---	---	---	1,568.8	191.3	13.1	---	---	---	182.4	44.0	239.5
Eastern Europe	94.8	31.1	93.1	---	439.5	3.2	17.3	3.9	11.3	---	50.6	.8	83.9
Bulgaria	---	---	---	---	45.1	---	---	---	---	---	4.8	---	4.8
German Dem. Rep.	6.3	---	54.5	---	386.6	3.2	1.2	---	6.6	---	45.0	.8	53.6
Romania	33.1	31.1	38.6	---	7.8	---	6.3	3.9	4.7	---	.8	---	15.7
Yugoslavia	55.4	---	---	---	---	---	9.8	---	---	---	---	---	9.8
U.S.S.R.	---	---	1.0	---	353.1	9.1	---	---	.1	---	38.6	2.3	41.0
West Asia	92.5	---	124.7	---	---	146.9	16.4	---	15.3	---	---	39.1	70.8
Iran	---	---	57.2	---	---	---	---	---	6.9	---	---	---	6.9
Iraq	3.6	---	6.2	---	---	---	.6	---	.7	---	---	---	1.3
Israel	35.0	---	---	---	---	146.9	5.9	---	---	---	---	39.1	45.0
Lebanon	---	---	25.6	---	---	---	---	---	3.0	---	---	---	3.0
Saudi Arabia	53.9	---	---	---	---	---	9.9	---	---	---	---	---	9.9
Syria	---	---	35.7	---	---	---	---	---	4.7	---	---	---	4.7
East Asia	113.7	---	---	---	13.6	117.1	20.5	---	---	---	1.5	25.3	47.3
China, Mainland	113.7	---	---	---	---	---	20.5	---	---	---	---	---	20.5
Japan	---	---	---	---	13.6	111.3	---	---	---	---	1.5	24.2	25.7
Malaysia	---	---	---	---	---	5.8	---	---	---	---	---	1.1	1.1
North Africa	391.4	---	1.5	---	7.0	---	70.2	---	.2	---	.9	---	71.3
Algeria	155.5	---	---	---	---	---	27.5	---	---	---	---	---	27.5
Egypt	77.8	---	---	---	---	---	14.3	---	---	---	---	---	14.3
Morocco	52.6	---	---	---	---	---	9.5	---	---	---	---	---	9.5
Tunisia	105.5	---	1.5	---	7.0	---	18.9	---	.2	---	.9	---	20.0
Other Africa	81.7	---	---	---	---	---	14.3	---	---	---	---	---	14.3
Benin	2.7	---	---	---	---	---	.5	---	---	---	---	---	.5
Ghana	43.0	---	---	---	---	---	7.0	---	---	---	---	---	7.0
Nigeria	24.8	---	---	---	---	---	4.7	---	---	---	---	---	4.7
Togo	11.2	---	---	---	---	---	2.1	---	---	---	---	---	2.1
Latin America	16.3	---	---	---	---	---	3.1	---	---	---	---	---	5.3
Brazil	7.7	---	---	---	---	---	1.5	---	---	---	---	---	1.5
Mexico	---	---	---	---	---	---	---	---	---	---	---	---	2/ 2.2
Venezuela	8.6	---	---	---	---	---	1.6	---	---	---	---	---	1.6
Canada	---	23.8	20.4	20.5	331.0	---	---	2.5	2.4	2.2	39.0	---	46.1
Unknown	9.5	---	---	---	---	---	1.7	---	---	---	---	---	1.7
Total	2,142.1	80.2	285.6	20.5	3,757.1	665.0	383.4	9.7	34.4	2.2	432.8	159.6	1,025.2

1/ Includes 3,400 tons of sunflower seeds valued at $0.7 million.
2/ Includes 10,500 tons of sunflower seeds valued at $2.2 million.

Sources: U.S. Bureau of the Census; USDA, Agricultural Marketing Service, Grain Market News; and the Canadian Grain Commission.

Table 3--Transshipments of U.S. agricultural products through Canada: Estimated quantity and value by commodity and destination, fiscal year 1981

Destination	Wheat	Rye	Barley	Oats	Corn	Soybeans	Wheat	Rye	Barley	Oats	Corn	Soybeans	Total
	-- 1,000 metric tons --						-- Million dollars --						
European Community	772.8	7.5	74.5	7.4	372.5	143.6	136.7	1.0	8.9	1.1	50.0	36.4	235.8
Belgium	42.2	---	---	---	9.3	.7	7.8	---	---	---	1.3	.2	9.3
France	6.9	---	---	---	---	6.2	1.4	---	---	---	---	1.6	3.0
Germany, Fed.Rep.	38.5	---	28.6	---	138.5	.6	6.0	---	3.6	---	17.9	.2	27.7
Italy	257.0	---	45.9	---	199.9	---	45.2	---	5.3	---	27.3	---	1/ 79.5
Netherlands	326.6	7.5	---	7.4	11.8	104.7	58.4	1.0	---	1.1	1.7	26.5	88.7
United Kingdom	101.6	---	---	---	13.0	31.4	17.9	---	---	---	1.8	7.9	27.6
Other Western Eur.	159.8	17.5	84.1	---	1,693.9	358.4	28.6	2.3	9.6	---	222.5	98.9	361.9
Greece	---	---	---	---	---	5.8	---	---	---	---	---	1.8	1.8
Norway	70.6	---	---	---	---	21.3	12.8	---	---	---	---	6.3	19.1
Portugal	30.2	17.5	---	---	---	---	5.0	2.3	---	---	---	---	7.3
Spain	59.0	---	84.1	---	1,693.9	331.3	10.8	---	9.6	---	222.5	90.8	333.7
Eastern Europe	5.7	19.8	54.9	---	555.2	65.4	.9	2.4	6.4	---	74.4	17.0	101.1
Bulgaria	---	---	23.2	---	---	---	---	---	2.7	---	---	---	2.7
German Dem. Rep.	5.7	---	---	---	196.8	---	.9	---	---	---	26.5	---	27.4
Poland	---	---	---	---	87.8	---	---	---	---	---	11.9	---	11.9
Romania	---	19.8	31.7	---	270.6	65.4	---	2.4	3.7	---	36.0	17.0	59.1
U.S.S.R.	---	---	---	---	751.1	---	---	---	---	---	100.3	---	100.3
West Asia	204.2	---	219.3	---	25.0	121.0	32.8	---	28.1	---	3.4	31.8	96.1
Cyprus	7.8	---	---	---	---	---	1.2	---	---	---	---	---	1.2
Iran	88.0	---	219.3	---	25.0	---	14.4	---	28.1	---	3.4	---	45.9
Israel	---	---	---	---	---	121.0	---	---	---	---	---	31.8	31.8
Saudi Arabia	64.1	---	---	---	---	---	10.1	---	---	---	---	---	10.1
Turkey	44.3	---	---	---	---	---	7.1	---	---	---	---	---	7.1
East & S.E. Asia	262.6	---	---	8.0	---	190.3	48.4	---	---	1.2	---	54.5	104.1
China, Mainland	262.6	---	---	---	---	59.0	48.4	---	---	---	---	18.3	66.7
Indonesia	---	---	---	---	---	7.4	---	---	---	---	---	1.8	1.8
Japan	---	---	---	8.0	---	108.6	---	---	---	1.2	---	29.7	30.9
Malaysia	---	---	---	---	---	15.4	---	---	---	---	---	4.7	4.7
North Africa	290.1	---	1.5	---	5.7	5.2	46.3	---	.2	---	.8	1.4	48.7
Algeria	45.7	---	---	---	---	---	7.9	---	---	---	---	---	7.9
Egypt	201.8	---	---	---	---	---	31.3	---	---	---	---	---	31.3
Morocco	24.7	---	---	---	---	5.2	4.1	---	---	---	---	1.4	5.5
Tunisia	17.9	---	1.5	---	5.7	---	3.0	---	.2	---	.8	---	4.0
Other Africa	78.3	---	---	---	---	---	12.3	---	---	---	---	---	12.3
Nigeria	78.3	---	---	---	---	---	12.3	---	---	---	---	---	12.3
Latin America	11.9	---	---	---	---	---	2.1	---	---	---	---	---	2.1
Venezuela	11.9	---	---	---	---	---	2.1	---	---	---	---	---	2.1
Canada	22.5	21.1	9.9	24.4	437.6	---	3.3	2.5	1.3	3.4	57.1	---	67.7
Unknown	---	4.0	---	7.6	---	---	---	.5	---	1.1	---	---	1.5
Total	1,807.8	70.3	444.2	47.4	3,841.0	884.0	311.4	8.7	54.5	6.8	508.5	240.0	1,131.7

1/ Includes 6,600 tons of sunflower seeds valued at $1.7 million.

TABLE 4--U.S. AGRICULTURAL IMPORTS: QUANTITY AND VALUE, COUNTRY BY COMMODITY GROUP, FISCAL YEARS 1980 AND 1981

COUNTRY AND COMMODITY GROUP	UNIT	QUANTITY 1980	QUANTITY 1981	VALUE 1980 $1,000	VALUE 1981 $1,000
C01 WORLD		---	---	17275798	17218077
COMPLEMENTARY	NA	---	---	7351380	5916295
BANANAS-FRESH	MT	2333473	2442331	406989	501275
PLANTAINS-FRESH	MT	69194	79390	13386	16536
COFFEE-GREEN	MT	1105181	986914	4165693	2799720
COFFEE-ROASTED	MT	18816	11576	78084	38009
COFFEE-SOLUBLE,EXTRACTS	MT	26702	26531	249390	240169
COCOA BEANS	MT	139922	246335	398624	478474
COCOA BUTTER	MT	34789	43573	207812	227875
COCOA-CAKE,POWDER,ETC	MT	66762	78546	125720	78024
CHOCOLATE PREPARATIONS	MT	73512	62172	235835	168979
TEA-CRUDE OR PREPARED	MT	86389	86700	132844	132232
SPICES	MT	71086	78477	139635	146194
ALLIED GUMS	MT	10409	2606	16237	8435
RUBBER-CRUDE	MT	618602	624653	818195	758826
RUBBER-LATEX	MT	55960	59465	83905	80070
RUBBER-DRY FORM	MT	562642	565188	734290	678756
SILK-RAW	MT	229	303	6588	8672
WOOL-UNMFD,FREE	MT	13878	12795	45814	39124
FIBERS-EX COTTON,JUTE	MT	50915	40000	35068	26756
OILS-ESSENTIAL	MT	5660	4956	100868	83130
DRUGS	MT	44427	35746	151094	137339
OTHER COMPLEMENTARY	NA	---	---	23503	26525
SUPPLEMENTARY	NA	---	---	9924418	11301782
ANIMALS & ANIMAL PRODS	NA	---	---	3711153	3729686
ANIMALS-LIVE,EX PLTRY	NA	---	---	466901	338687
CATTLE-DUTIABLE	MNO	881	674	287835	189439
MEATS AND MEAT PRODS	MT	911605	904648	2277476	2221953
MEATS-P.L.88-482	MT	638569	610301	1553769	1404725
MEATS-FRESH,FROZEN	MT	728774	717838	1685112	1583378
BEEF AND VEAL	MT	637715	609563	1551298	1403107
PORK	MT	83660	100355	118856	162115
MEATS-PREP,PRES	MT	165311	167281	549665	584346
BEEF AND VEAL	MT	57020	59089	200864	218198
PORK	MT	103153	100536	335508	346722
MUTTON,GOAT, & LAMB	MT	15150	17066	34880	43587
POULTRY & PRODUCTS	NA	---	---	70372	95202
DAIRY PRODUCTS	NA	---	---	461539	523771
NONFAT DRY MILK	MT	2549	6737	2241	7782
CHEESE	MT	104211	113163	289325	329729
CASEIN AND MIXTURES	MT	61380	51282	136199	145997
FATS OILS AND GREASES	MT	7716	12545	6921	9539
HIDES AND SKINS	NA	---	---	227441	280515
SHEEP & LAMB SKINS	MT	10460	12779	49614	42191
FURSKINS	NA	---	---	135071	184182
WOOL-UMD,EX FREE	MT	18067	29935	62631	112529
SAUSAGE CASINGS	NA	---	---	52978	56705
OTHER ANIMAL PRODUCTS	NA	---	---	84894	90785
VEGETABLE PRODUCTS	NA	---	---	6213264	7572096
GRAINS AND PREPS	NA	---	---	271285	309593
WHEAT-EX SEED,ED	MT	893	205	111	43
BARLEY	MT	155544	118050	25008	23093
BISCUITS,WAFERS	MT	48256	48081	91137	94830
FRUITS AND PREPS	NA	---	---	572556	691073
FRESH OR FROZEN	MT	533946	474649	209391	214799
STRAWBERRIES	MT	44743	32577	31662	30079
PREPARED OR PRES	MT	321557	280778	219323	208508
PINEAPPLES	MT	214268	196337	116150	120357
FRUIT JUICES	MLT	713581	1245761	143842	267766
NUTS AND PREPS	NA	---	---	227761	248093
VEGETABLES AND PREPS	NA	---	---	852362	1026916
FRESH OR FROZEN	NA	---	---	379433	531869
TOMATOES	MT	302513	244318	133775	241129
PREPARED OR PRES	NA	---	---	472929	495047
OLIVES	MLT	57078	58012	77890	78719
MUSHROOMS,CANNED	MT	50412	40424	116453	87030
HOPS & EXTRACT EQ	MT	7593	6640	36970	34316
SUGAR AND REL PRODS	NA	---	---	1843077	2416869
SUGAR-CANE,BEET	MT	3920208	3745949	1619379	2169512
MOLASSES INEDIBLE	MT	1199121	1005390	101613	113923
CONFECTIONERY PRODS	MT	40007	39516	79515	81197
SPICES	MT	11381	11185	17079	17371
TOBACCO,UNMFD	MT	169476	160259	401815	366336
TOBACCO-FILLER	MT	90365	114914	262098	307499
TOBACCO-SCRAP	MT	66063	28134	125114	45382
BEVERGES EX FR JUICE	MLT	926444	1031778	1039273	1140873
WINE	MLT	383201	413505	673911	737484
MALT BEVERAGES	MLT	535306	600078	360667	393351
FEEDS & FODDERS	NA	---	---	81433	101981
OILSEEDS AND PRODS	NA	---	---	617407	908131
OILSEEDS & OILNUTS	MT	100499	351220	52461	378060
FLAXSEED	MT	28765	95193	7639	30091
SESAME SEED	MT	30684	36839	32401	34698
OILS AND WAXES-VEG	MT	649431	830682	559803	521911
CASTOR OIL	MT	46005	38695	47447	33359
COCONUT OIL	MT	367474	508783	292343	277014
OLIVE OIL	MT	26491	26548	47687	46288
PALM OIL	MT	96291	146886	56509	71339
PALM KERNEL OIL	MT	81006	76976	73564	49335
OILCAKE AND MEAL	MT	30534	40323	5144	8160
COTTON,EX LINTERS	MT	1096	5969	1633	7303
COTTON LINTERS	MT	20782	6533	7133	2514
SEEDS,FIELD & GARDEN	NA	---	---	56265	76691
NURSERY STOCK, CUT FLOWERS	NA	---	---	146700	176372
OTHER VEG PRODUCTS	NA	---	---	77485	81980

TABLE 4--U.S. AGRICULTURAL IMPORTS: QUANTITY AND VALUE, COUNTRY BY COMMODITY GROUP, FISCAL YEARS 1980 AND 1981

COUNTRY AND COMMODITY GROUP	UNIT	QUANTITY 1980	QUANTITY 1981	VALUE 1980 $1,000	VALUE 1981 $1,000
122 CANADA		---	---	1022535	1143034
COMPLEMENTARY	NA	---	---	40525	36738
BANANAS-FRESH	MT	283	35	52	8
PLANTAINS-FRESH	MT	0	12	0	5
COFFEE-GREEN	MT	0	164	2	427
COFFEE-ROASTED	MT	287	486	1550	2880
COFFEE-SOLUBLE,EXTRACTS	MT	19	18	312	274
COCOA BEANS	MT	0	13	0	42
COCOA BUTTER	MT	18	17	97	117
COCOA-CAKE,POWDER,ETC	MT	209	269	298	331
CHOCOLATE PREPARATIONS	MT	7353	6969	23493	21720
TEA-CRUDE OR PREPARED	MT	2633	1918	9088	5865
SPICES	MT	565	327	1044	531
ALLIED GUMS	MT				
RUBBER-CRUDE	MT	38	177	47	228
RUBBER-LATEX	MT	0	23	0	28
RUBBER-DRY FORM	MT	38	154	47	201
SILK-RAW	MT				
WOOL-UNMFD,FREE	MT	4	56	13	133
FIBERS-EX COTTON,JUTE	MT	77	129	43	77
OILS-ESSENTIAL	MT	42	36	871	722
DRUGS	MT	1739	1213	1741	1584
OTHER COMPLEMENTARY	NA	---	---	1874	1793
SUPPLEMENTARY	NA	---	---	982010	1106297
ANIMALS & ANIMAL PRODS	NA	---	---	547807	557413
ANIMALS-LIVE,EX PLTRY	NA	---	---	244121	192152
CATTLE-DUTIABLE	MNO	369	296	152393	104918
MEATS AND MEAT PRODS	MT	127951	145162	217283	259390
MEATS-P.L.88-482	MT	41496	49828	92834	104497
MEATS-FRESH,FROZEN	MT	125039	141736	208572	248330
BEEF AND VEAL	MT	41480	49813	92802	104478
PORK	MT	81088	89477	111909	139755
MEATS-PREP,PRES	MT	2163	2812	6864	9506
BEEF AND VEAL	MT	20	17	252	252
PORK	MT	2066	2676	6463	8930
MUTTON,GOAT, & LAMB	MT	25	14	69	15
POULTRY & PRODUCTS	NA	---	---	7801	10988
DAIRY PRODUCTS	NA	---	---	6208	5275
NONFAT DRY MILK	MT	794	289	828	395
CHEESE	MT	1139	1147	3719	3975
CASEIN AND MIXTURES	MT	463	0	814	0
FATS OILS AND GREASES	MT	1279	1201	698	673
HIDES AND SKINS	NA	---	---	59482	74195
SHEEP & LAMB SKINS	MT	277	168	336	359
FURSKINS	NA	---	---	32528	34596
WOOL-UNM,EX FREE	MT	185	481	326	884
SAUSAGE CASINGS	NA	---	---	6677	7512
OTHER ANIMAL PRODUCTS	NA	---	---	5210	6345
VEGETABLE PRODUCTS	NA	---	---	434203	548884
GRAINS AND PREPS	NA	---	---	119700	132132
WHEAT-EX SEED,ED	MT	891	205	109	43
BARLEY	MT	155527	117999	25006	23080
BISCUITS,WAFERS	MT	21873	22157	33318	34834
FRUITS AND PREPS	NA	---	---	31822	32730
FRESH OR FROZEN	MT	51856	58298	27807	27543
STRAWBERRIES	MT	635	618	607	673
PREPARED OR PRES	MT	1958	1984	2384	2334
PINEAPPLES	MT	0	0	0	12
FRUIT JUICES	MLT	4226	8463	1631	2853
NUTS AND PREPS	NA	---	---	645	483
VEGETABLES AND PREPS	NA	---	---	38418	65521
FRESH OR FROZEN	NA	---	---	28173	53188
TOMATOES	MT	385	478	237	337
PREPARED OR PRES	NA	---	---	10245	12333
OLIVES	MLT	26	32	41	31
MUSHROOMS,CANNED	MT	30	22	111	90
HOPS & EXTRACT EQ	MT	59	69	152	356
SUGAR AND REL PRODS	NA	---	---	26487	25450
SUGAR-CANE,BEET	MT	6471	1453	2859	1060
MOLASSES INEDIBLE	MT	0	33	0	5
CONFECTIONERY PRODS	MT	2773	2202	3976	3711
SPICES	MT	684	590	570	612
TOBACCO,UNMFD	MT	3745	2121	9882	4326
TOBACCO-FILLER	MT	644	1402	1066	3980
TOBACCO-SCRAP	MT	2723	88	8691	174
BEVERGES EX FR JUICE	MLT	184106	202359	87730	101382
WINE	MLT	230	256	305	386
MALT BEVERAGES	MLT	179888	194870	85310	97191
FEEDS & FODDERS	NA	---	---	61557	74421
OILSEEDS AND PRODS	NA	---	---	24291	62855
OILSEEDS & OILNUTS	MT	66817	171469	17664	51987
FLAXSEED	MT	28765	95193	7639	30091
SESAME SEED	MT	110	22	108	26
OILS AND WAXES-VEG	MT	4784	5416	3044	3928
CASTOR OIL	MT	0	0	0	1
COCONUT OIL	MT				
OLIVE OIL	MT	21	7	45	16
PALM OIL	MT	251	102	134	68
PALM KERNEL OIL	MT	1	0	2	0
OILCAKE AND MEAL	MT	21564	33468	3583	6949
COTTON,EX LINTERS	MT	0	0	0	2
COTTON LINTERS	MT	64	0	24	1
SEEDS,FIELD & GARDEN	NA	---	---	19463	31943
NURSERY STOCK	NA	---	---	10545	13554
OTHER VEG PRODUCTS	NA	---	---	3070	3553

TABLE 4--U.S. AGRICULTURAL IMPORTS: QUANTITY AND VALUE, COUNTRY BY COMMODITY GROUP, FISCAL YEARS 1980 AND 1981

COUNTRY AND COMMODITY GROUP	UNIT	QUANTITY 1980	QUANTITY 1981	VALUE 1980 $1,000	VALUE 1981 $1,000
201 MEXICO		---	---	1197458	1075166
COMPLEMENTARY	NA	---	---	420531	259789
BANANAS-FRESH	MT	18689	11494	2505	2339
PLANTAINS-FRESH	MT	1639	584	386	131
COFFEE-GREEN	MT	87152	75116	331969	204442
COFFEE-ROASTED	MT	5963	4050	26445	13075
COFFEE-SOLUBLE,EXTRACTS	MT	1180	683	9003	4061
COCOA BEANS	MT	741	0	2302	0
COCOA BUTTER	MT	3343	1891	19940	10115
COCOA-CAKE,POWDER,ETC	MT	0	14	1	6
CHOCOLATE PREPARATIONS	MT	1058	633	1732	1231
TEA-CRUDE OR PREPARED	MT				
SPICES	MT	3335	3713	2119	2767
ALLIED GUMS	MT				
RUBBER-CRUDE	MT				
RUBBER-LATEX	MT				
RUBBER-DRY FORM	MT				
SILK-RAW	MT				
WOOL-UNMFD,FREE	MT	0	1	0	2
FIBERS-EX COTTON,JUTE	MT	3699	2646	4781	4097
OILS-ESSENTIAL	MT	451	348	14166	12391
DRUGS	MT	206	93	330	221
OTHER COMPLEMENTARY	NA	---	---	4851	4910
SUPPLEMENTARY	NA	---	---	776927	815377
ANIMALS & ANIMAL PRODS	NA	---	---	145239	95896
ANIMALS-LIVE,EX PLTRY	NA	---	---	135714	85020
CATTLE-DUTIABLE	MNO	512	378	135308	84378
MEATS AND MEAT PRODS	MT	410	555	1016	1429
MEATS-P.L.88-482	MT	220	554	598	1420
MEATS-FRESH,FROZEN	MT	206	555	518	1429
BEEF AND VEAL	MT	205	554	517	1420
PORK	MT				
MEATS-PREP,PRES	MT	204	0	498	0
BEEF AND VEAL	MT	200	0	495	0
PORK	MT				
MUTTON,GOAT, & LAMB	MT				
POULTRY & PRODUCTS	NA	---	---	45	318
DAIRY PRODUCTS	NA	---	---	776	2
NONFAT DRY MILK	MT				
CHEESE	MT	217	0	773	0
CASEIN AND MIXTURES	MT				
FATS OILS AND GREASES	MT	164	742	24	145
HIDES AND SKINS	NA	---	---	544	338
SHEEP & LAMB SKINS	MT				
FURSKINS	NA	---	---	489	318
WOOL-UMD,EX FREE	MT	4	5	13	20
SAUSAGE CASINGS	NA	---	---	5654	6322
OTHER ANIMAL PRODUCTS	NA	---	---	1452	2301

COMMODITY GROUP	UNIT	QUANTITY 1980	QUANTITY 1981	VALUE 1980 $1,000	VALUE 1981 $1,000
VEGETABLE PRODUCTS	NA	---	---	631689	719481
GRAINS AND PREPS	NA	---	---	9863	14598
WHEAT-EX SEED,ED	MT				
BARLEY	MT				
BISCUITS,WAFERS	MT	4380	4200	4933	5519
FRUITS AND PREPS	NA	---	---	131930	122503
FRESH OR FROZEN	MT	351580	259408	106008	95062
STRAWBERRIES	MT	41721	28889	28644	26153
PREPARED OR PRES	MT	29066	22233	16621	14194
PINEAPPLES	MT	16469	9748	9239	5619
FRUIT JUICES	MLT	37488	44405	9301	13248
NUTS AND PREPS	NA	---	---	464	719
VEGETABLES AND PREPS	NA	---	---	363815	467866
FRESH OR FROZEN	NA	---	---	318327	431052
TOMATOES	MT	301549	242339	133339	240163
PREPARED OR PRES	NA	---	---	45488	36813
OLIVES	MLT	925	134	328	74
MUSHROOMS,CANNED	MT				
HOPS & EXTRACT EQ	MT	0	0	0	1
SUGAR AND REL PRODS	NA	---	---	30325	13376
SUGAR-CANE,BEET	MT	150	72	76	62
MOLASSES INEDIBLE	MT	282752	37209	26373	3762
CONFECTIONERY PRODS	MT	850	598	1096	999
SPICES	MT	1145	1449	2214	2973
TOBACCO,UNMFD	MT	8974	5299	17880	13722
TOBACCO-FILLER	MT	3219	1913	6585	6291
TOBACCO-SCRAP	MT	3355	2228	6865	4692
BEVERGES EX FR JUICE	MLT	42274	41919	24328	26562
WINE	MLT	105	758	147	329
MALT BEVERAGES	MLT	39840	38643	22890	24522
FEEDS & FODDERS	NA	---	---	226	45
OILSEEDS AND PRODS	NA	---	---	25709	28184
OILSEEDS & OILNUTS	MT	21905	27037	23534	26395
FLAXSEED	MT				
SESAME SEED	MT	21750	26765	23335	26116
OILS AND WAXES-VEG	MT	889	643	2135	1788
CASTOR OIL	MT				
COCONUT OIL	MT				
OLIVE OIL	MT	3	0	8	0
PALM OIL	MT				
PALM KERNEL OIL	MT				
OILCAKE AND MEAL	MT	225	0	40	0
COTTON,EX LINTERS	MT	823	5235	843	5941
COTTON LINTERS	MT	7491	5077	3121	2050
SEEDS,FIELD & GARDEN	NA	---	---	4500	4164
NURSERY STOCK	NA	---	---	416	1420
OTHER VEG PRODUCTS	NA	---	---	16055	15358

TABLE 4--U.S. AGRICULTURAL IMPORTS: QUANTITY AND VALUE, COUNTRY BY COMMODITY GROUP, FISCAL YEARS 1980 AND 1981

COUNTRY AND COMMODITY GROUP	UNIT	QUANTITY 1980	QUANTITY 1981	VALUE 1980 $1,000	VALUE 1981 $1,000
205 GUATEMALA		---	---	446123	294864
COMPLEMENTARY	NA	---	---	300231	160083
BANANAS-FRESH	MT	194930	240101	26438	34790
PLANTAINS-FRESH	MT	546	209	77	34
COFFEE-GREEN	MT	68784	44391	268230	118853
COFFEE-ROASTED	MT	95	20	235	44
COFFEE-SOLUBLE,EXTRACTS	MT	70	235	649	1614
COCOA BEANS	MT	476	235	1348	537
COCOA BUTTER	MT				
COCOA-CAKE,POWDER,ETC	MT				
CHOCOLATE PREPARATIONS	MT				
TEA-CRUDE OR PREPARED	MT				
SPICES	MT	199	222	753	622
ALLIED GUMS	MT				
RUBBER-CRUDE	MT				
RUBBER-LATEX	MT				
RUBBER-DRY FORM	MT				
SILK-RAW	MT				
WOOL-UNMFD,FREE	MT				
FIBERS-EX COTTON,JUTE	MT				
OILS-ESSENTIAL	MT	60	144	684	1223
DRUGS	MT	0	0	1	0
OTHER COMPLEMENTARY	NA	---	---	1816	2365
SUPPLEMENTARY	NA	---	---	145892	134781
ANIMALS & ANIMAL PRODS	NA	---	---	35177	14503
ANIMALS-LIVE,EX PLTRY	NA	---	---	62	4
CATTLE-DUTIABLE	MNO				
MEATS AND MEAT PRODS	MT	12790	5787	35054	14480
MEATS-P.L.88-482	MT	12771	5784	35027	14462
MEATS-FRESH,FROZEN	MT	12752	5784	34999	14462
BEEF AND VEAL	MT	12752	5784	34999	14462
PORK	MT				
MEATS-PREP,PRES	MT	38	3	55	18
BEEF AND VEAL	MT	38	3	55	18
PORK	MT				
MUTTON,GOAT, & LAMB	MT				
POULTRY & PRODUCTS	NA	---	---		
DAIRY PRODUCTS	NA	---	---	59	10
NONFAT DRY MILK	MT				
CHEESE	MT	18	2	59	10
CASEIN AND MIXTURES	MT				
FATS OILS AND GREASES	MT				
HIDES AND SKINS	NA	---	---		
SHEEP & LAMB SKINS	MT				
FURSKINS	NA	---	---		
WOOL-UMD,EX FREE	MT				
SAUSAGE CASINGS	NA	---	---		
OTHER ANIMAL PRODUCTS	NA	---	---	2	8
VEGETABLE PRODUCTS	NA	---	---	110716	120278
GRAINS AND PREPS	NA	---	---	53	55
WHEAT-EX SEED,ED	MT				
BARLEY	MT				
BISCUITS,WAFERS	MT				
FRUITS AND PREPS	NA	---	---	484	1493
FRESH OR FROZEN	MT	1438	3966	409	1180
STRAWBERRIES	MT	0	4	0	4
PREPARED OR PRES	MT	91	342	75	313
PINEAPPLES	MT	12	97	12	105
FRUIT JUICES	MLT				
NUTS AND PREPS	NA	---	---	269	295
VEGETABLES AND PREPS	NA	---	---	4524	5417
FRESH OR FROZEN	NA	---	---	4331	5166
TOMATOES	MT				
PREPARED OR PRES	NA	---	---	193	251
OLIVES	MLT				
MUSHROOMS,CANNED	MT				
HOPS & EXTRACT EQ	MT				
SUGAR AND REL PRODS	NA	---	---	92376	100959
SUGAR-CANE,BEET	MT	191958	187910	89182	91276
MOLASSES INEDIBLE	MT	42332	84531	3161	9466
CONFECTIONERY PRODS	MT	0	114	0	103
SPICES	MT	0	0	0	0
TOBACCO,UNMFD	MT	1896	1274	2697	1357
TOBACCO-FILLER	MT	258	267	827	540
TOBACCO-SCRAP	MT	637	277	1764	705
BEVERGES EX FR JUICE	MLT				
WINE	MLT				
MALT BEVERAGES	MLT				
FEEDS & FODDERS	NA	---	---		
OILSEEDS AND PRODS	NA	---	---	5481	5634
OILSEEDS & OILNUTS	MT	4624	6863	4516	5634
FLAXSEED	MT				
SESAME SEED	MT	4550	6860	4455	5632
OILS AND WAXES-VEG	MT				
CASTOR OIL	MT				
COCONUT OIL	MT				
OLIVE OIL	MT				
PALM OIL	MT				
PALM KERNEL OIL	MT				
OILCAKE AND MEAL	MT	5725	0	965	0
COTTON,EX LINTERS	MT	0	228	0	399
COTTON LINTERS	MT				
SEEDS,FIELD & GARDEN	NA	---	---	1633	1386
NURSERY STOCK	NA	---	---	3198	3281
OTHER VEG PRODUCTS	NA	---	---		

TABLE 4--U.S. AGRICULTURAL IMPORTS: QUANTITY AND VALUE, COUNTRY BY COMMODITY GROUP, FISCAL YEARS 1980 AND 1981

COUNTRY AND COMMODITY GROUP	UNIT	QUANTITY 1980	QUANTITY 1981	VALUE 1980 $1,000	VALUE 1981 $1,000
208 BELIZE		---	---	34356	27096
COMPLEMENTARY	NA	---	---	3	21
BANANAS-FRESH	MT				
PLANTAINS-FRESH	MT				
COFFEE-GREEN	MT				
COFFEE-ROASTED	MT				
COFFEE-SOLUBLE,EXTRACTS	MT				
COCOA BEANS	MT	0	3	0	6
COCOA BUTTER	MT				
COCOA-CAKE,POWDER,ETC	MT				
CHOCOLATE PREPARATIONS	MT				
TEA-CRUDE OR PREPARED	MT				
SPICES	MT				
ALLIED GUMS	MT				
RUBBER-CRUDE	MT				
RUBBER-LATEX	MT				
RUBBER-DRY FORM	MT				
SILK-RAW	MT				
WOOL-UNMFD,FREE	MT				
FIBERS-EX COTTON,JUTE	MT				
OILS-ESSENTIAL	MT				
DRUGS	MT				
OTHER COMPLEMENTARY	NA	---	---	3	15
SUPPLEMENTARY	NA	---	---	34352	27075
ANIMALS & ANIMAL PRODS	NA	---	---	252	248
ANIMALS-LIVE,EX PLTRY	NA	---	---		
CATTLE-DUTIABLE	MNO				
MEATS AND MEAT PRODS	MT	96	99	252	248
MEATS-P.L.88-482	MT	96	99	252	248
MEATS-FRESH,FROZEN	MT	96	99	252	248
BEEF AND VEAL	MT	96	99	252	248
PORK	MT				
MEATS-PREP,PRES	MT				
BEEF AND VEAL	MT				
PORK	MT				
MUTTON,GOAT, & LAMB	MT				
POULTRY & PRODUCTS	NA	---	---		
DAIRY PRODUCTS	NA	---	---		
NONFAT DRY MILK	MT				
CHEESE	MT				
CASEIN AND MIXTURES	MT				
FATS OILS AND GREASES	MT				
HIDES AND SKINS	NA	---	---		
SHEEP & LAMB SKINS	MT				
FURSKINS	NA	---	---		
WOOL-UNM,EX FREE	MT				
SAUSAGE CASINGS	NA	---	---		
OTHER ANIMAL PRODUCTS	NA	---	---		
VEGETABLE PRODUCTS	NA	---	---	34100	26827
GRAINS AND PREPS	NA	---	---		
WHEAT-EX SEED,ED	MT				
BARLEY	MT				
BISCUITS,WAFERS	MT				
FRUITS AND PREPS	NA	---	---	298	2335
FRESH OR FROZEN	MT	503	310	298	174
STRAWBERRIES	MT				
PREPARED OR PRES	MT				
PINEAPPLES	MT				
FRUIT JUICES	MLT	0	9369	0	2162
NUTS AND PREPS	NA	---	---		
VEGETABLES AND PREPS	NA	---	---		
FRESH OR FROZEN	NA	---	---		
TOMATOES	MT				
PREPARED OR PRES	NA	---	---		
OLIVES	MLT				
MUSHROOMS,CANNED	MT				
HOPS & EXTRACT EQ	MT				
SUGAR AND REL PRODS	NA	---	---	33662	24244
SUGAR-CANE,BEET	MT	63498	35708	31372	22022
MOLASSES INEDIBLE	MT	28463	22189	2290	2211
CONFECTIONERY PRODS	MT				
SPICES	MT				
TOBACCO,UNMFD	MT				
TOBACCO-FILLER	MT				
TOBACCO-SCRAP	MT				
BEVERGES EX FR JUICE	MLT	0	240	0	103
WINE	MLT				
MALT BEVERAGES	MLT				
FEEDS & FODDERS	NA	---	---		
OILSEEDS AND PRODS	NA	---	---	0	1
OILSEEDS & OILNUTS	MT	0	1	0	1
FLAXSEED	MT				
SESAME SEED	MT				
OILS AND WAXES-VEG	MT				
CASTOR OIL	MT				
COCONUT OIL	MT				
OLIVE OIL	MT				
PALM OIL	MT				
PALM KERNEL OIL	MT				
OILCAKE AND MEAL	MT				
COTTON,EX LINTERS	MT				
COTTON LINTERS	MT				
SEEDS,FIELD & GARDEN	NA	---	---		
NURSERY STOCK	NA	---	---	105	100
OTHER VEG PRODUCTS	NA	---	---	35	44

TABLE 4--U.S. AGRICULTURAL IMPORTS: QUANTITY AND VALUE, COUNTRY BY COMMODITY GROUP, FISCAL YEARS 1980 AND 1981

COUNTRY AND COMMODITY GROUP	UNIT	QUANTITY 1980	QUANTITY 1981	VALUE 1980 $1,000	VALUE 1981 $1,000
211 EL SALVADOR		---	---	289748	167021
COMPLEMENTARY	NA	---	---	248302	152279
BANANAS-FRESH	MT				
PLANTAINS-FRESH	MT	32	0	8	0
COFFEE-GREEN	MT	67260	57927	243758	149266
COFFEE-ROASTED	MT	24	108	88	352
COFFEE-SOLUBLE,EXTRACTS	MT	356	299	3869	2555
COCOA BEANS	MT	195	0	575	0
COCOA BUTTER	MT				
COCOA-CAKE,POWDER,ETC	MT				
CHOCOLATE PREPARATIONS	MT				
TEA-CRUDE OR PREPARED	MT				
SPICES	MT	0	17	0	93
ALLIED GUMS	MT				
RUBBER-CRUDE	MT				
RUBBER-LATEX	MT				
RUBBER-DRY FORM	MT				
SILK-RAW	MT				
WOOL-UNMFD,FREE	MT				
FIBERS-EX COTTON,JUTE	MT				
OILS-ESSENTIAL	MT	0	1	3	13
DRUGS	MT				
OTHER COMPLEMENTARY	NA	---	---		
SUPPLEMENTARY	NA	---	---	41446	14741
ANIMALS & ANIMAL PRODS	NA	---	---	9376	226
ANIMALS-LIVE,EX PLTRY	NA	---	---	3	3
CATTLE-DUTIABLE	MNO				
MEATS AND MEAT PRODS	MT	3479	73	9290	173
MEATS-P.L.88-482	MT	3459	73	9253	173
MEATS-FRESH,FROZEN	MT	3479	73	9290	173
BEEF AND VEAL	MT	3459	73	9253	173
PORK	MT				
MEATS-PREP,PRES	MT				
BEEF AND VEAL	MT				
PORK	MT				
MUTTON,GOAT, & LAMB	MT				
POULTRY & PRODUCTS	NA	---	---	16	0
DAIRY PRODUCTS	NA	---	---	66	50
NONFAT DRY MILK	MT				
CHEESE	MT	16	11	66	50
CASEIN AND MIXTURES	MT				
FATS OILS AND GREASES	MT				
HIDES AND SKINS	NA	---	---		
SHEEP & LAMB SKINS	MT				
FURSKINS	NA	---	---		
WOOL-UMD,EX FREE	MT				
SAUSAGE CASINGS	NA	---	---		
OTHER ANIMAL PRODUCTS	NA	---	---		
VEGETABLE PRODUCTS	NA	---	---	32070	14516
GRAINS AND PREPS	NA	---	---	0	7
WHEAT-EX SEED,ED	MT				
BARLEY	MT				
BISCUITS,WAFERS	MT				
FRUITS AND PREPS	NA	---	---	378	0
FRESH OR FROZEN	MT	1150	0	378	0
STRAWBERRIES	MT				
PREPARED OR PRES	MT				
PINEAPPLES	MT				
FRUIT JUICES	MLT				
NUTS AND PREPS	NA	---	---	622	200
VEGETABLES AND PREPS	NA	---	---	590	815
FRESH OR FROZEN	NA	---	---	590	815
TOMATOES	MT	15	0	7	0
PREPARED OR PRES	NA	---	---		
OLIVES	MLT				
MUSHROOMS,CANNED	MT				
HOPS & EXTRACT EQ	MT				
SUGAR AND REL PRODS	NA	---	---	29864	12064
SUGAR-CANE,BEET	MT	84346	19096	29799	11786
MOLASSES INEDIBLE	MT				
CONFECTIONERY PRODS	MT	5	10	4	15
SPICES	MT				
TOBACCO,UNMFD	MT	43	100	71	178
TOBACCO-FILLER	MT				
TOBACCO-SCRAP	MT	43	42	71	172
BEVERGES EX FR JUICE	MLT				
WINE	MLT				
MALT BEVERAGES	MLT				
FEEDS & FODDERS	NA	---	---		
OILSEEDS AND PRODS	NA	---	---	529	1215
OILSEEDS & OILNUTS	MT	508	627	529	448
FLAXSEED	MT				
SESAME SEED	MT	508	627	529	448
OILS AND WAXES-VEG	MT				
CASTOR OIL	MT				
COCONUT OIL	MT				
OLIVE OIL	MT				
PALM OIL	MT				
PALM KERNEL OIL	MT				
OILCAKE AND MEAL	MT	0	4700	0	767
COTTON,EX LINTERS	MT				
COTTON LINTERS	MT				
SEEDS,FIELD & GARDEN	NA	---	---	4	5
NURSERY STOCK	NA	---	---	13	32
OTHER VEG PRODUCTS	NA	---	---	0	1

TABLE 4--U.S. AGRICULTURAL IMPORTS: QUANTITY AND VALUE, COUNTRY BY COMMODITY GROUP, FISCAL YEARS 1980 AND 1981

COUNTRY AND COMMODITY GROUP	UNIT	QUANTITY 1980	QUANTITY 1981	VALUE 1980 $1,000	VALUE 1981 $1,000
215 HONDURAS		---	---	315257	315433
COMPLEMENTARY	NA	---	---	203438	186034
BANANAS-FRESH	MT	624860	605693	112450	133996
PLANTAINS-FRESH	MT	0	42	0	7
COFFEE-GREEN	MT	22721	18244	87947	48000
COFFEE-ROASTED	MT				
COFFEE-SOLUBLE,EXTRACTS	MT				
COCOA BEANS	MT	293	230	786	686
COCOA BUTTER	MT				
COCOA-CAKE,POWDER,ETC	MT				
CHOCOLATE PREPARATIONS	MT				
TEA-CRUDE OR PREPARED	MT				
SPICES	MT	89	154	124	238
ALLIED GUMS	MT				
RUBBER-CRUDE	MT				
RUBBER-LATEX	MT				
RUBBER-DRY FORM	MT				
SILK-RAW	MT				
WOOL-UNMFD,FREE	MT				
FIBERS-EX COTTON,JUTE	MT				
OILS-ESSENTIAL	MT	2	6	47	58
DRUGS	MT	4	0	4	1
OTHER COMPLEMENTARY	NA	---	---	2080	3047
SUPPLEMENTARY	NA	---	---	111819	129399
ANIMALS & ANIMAL PRODS	NA	---	---	52920	66608
ANIMALS-LIVE,EX PLTRY	NA	---	---		
CATTLE-DUTIABLE	MNO				
MEATS AND MEAT PRODS	MT	22653	28089	52197	66242
MEATS-P.L.88-482	MT	22369	28021	51368	66146
MEATS-FRESH,FROZEN	MT	22508	28089	51787	66242
BEEF AND VEAL	MT	22402	28021	51644	66146
PORK	MT				
MEATS-PREP,PRES	MT	145	0	410	0
BEEF AND VEAL	MT	142	0	401	0
PORK	MT	3	0	8	0
MUTTON,GOAT, & LAMB	MT				
POULTRY & PRODUCTS	NA	---	---	6	0
DAIRY PRODUCTS	NA	---	---		
NONFAT DRY MILK	MT				
CHEESE	MT				
CASEIN AND MIXTURES	MT				
FATS OILS AND GREASES	MT				
HIDES AND SKINS	NA	---	---	655	343
SHEEP & LAMB SKINS	MT				
FURSKINS	NA	---	---		
WOOL-UMD,EX FREE	MT				
SAUSAGE CASINGS	NA	---	---		
OTHER ANIMAL PRODUCTS	NA	---	---	62	23
VEGETABLE PRODUCTS	NA	---	---	58899	62792
GRAINS AND PREPS	NA	---	---	0	7
WHEAT-EX SEED,ED	MT				
BARLEY	MT				
BISCUITS,WAFERS	MT	0	0	0	0
FRUITS AND PREPS	NA	---	---	5921	6702
FRESH OR FROZEN	MT	27183	31116	5280	5885
STRAWBERRIES	MT				
PREPARED OR PRES	MT	0	1	0	1
PINEAPPLES	MT				
FRUIT JUICES	MLT	3945	5804	641	817
NUTS AND PREPS	NA	---	---	437	1107
VEGETABLES AND PREPS	NA	---	---	472	898
FRESH OR FROZEN	NA	---	---	35	135
TOMATOES	MT				
PREPARED OR PRES	NA	---	---	438	763
OLIVES	MLT				
MUSHROOMS,CANNED	MT				
HOPS & EXTRACT EQ	MT				
SUGAR AND REL PRODS	NA	---	---	42669	46513
SUGAR-CANE,BEET	MT	83564	80260	38652	42730
MOLASSES INEDIBLE	MT	44889	35730	3932	3547
CONFECTIONERY PRODS	MT				
SPICES	MT				
TOBACCO,UNMFD	MT	1575	1507	4448	5064
TOBACCO-FILLER	MT	340	507	1500	1805
TOBACCO-SCRAP	MT	611	268	949	791
BEVERGES EX FR JUICE	MLT				
WINE	MLT				
MALT BEVERAGES	MLT				
FEEDS & FODDERS	NA	---	---		
OILSEEDS AND PRODS	NA	---	---	2205	603
OILSEEDS & OILNUTS	MT	2371	804	2205	589
FLAXSEED	MT				
SESAME SEED	MT	2371	804	2205	589
OILS AND WAXES-VEG	MT	0	1	0	15
CASTOR OIL	MT				
COCONUT OIL	MT				
OLIVE OIL	MT				
PALM OIL	MT				
PALM KERNEL OIL	MT				
OILCAKE AND MEAL	MT				
COTTON,EX LINTERS	MT				
COTTON LINTERS	MT				
SEEDS,FIELD & GARDEN	NA	---	---	238	155
NURSERY STOCK	NA	---	---	2508	1717
OTHER VEG PRODUCTS	NA	---	---	0	26

TABLE 4--U.S. AGRICULTURAL IMPORTS: QUANTITY AND VALUE, COUNTRY BY COMMODITY GROUP, FISCAL YEARS 1980 AND 1981

COUNTRY AND COMMODITY GROUP	UNIT	QUANTITY 1980	QUANTITY 1981	VALUE 1980 $1,000	VALUE 1981 $1,000
219 NICARAGUA		---	---	165527	122682
COMPLEMENTARY	NA	---	---	64753	54643
BANANAS-FRESH	MT	106831	81491	21095	17573
PLANTAINS-FRESH	MT				
COFFEE-GREEN	MT	10132	7507	39741	22534
COFFEE-ROASTED	MT	125	0	568	0
COFFEE-SOLUBLE,EXTRACTS	MT	474	729	3135	4127
COCOA BEANS	MT	0	36	0	84
COCOA BUTTER	MT				
COCOA-CAKE,POWDER,ETC	MT	0	200	0	82
CHOCOLATE PREPARATIONS	MT				
TEA-CRUDE OR PREPARED	MT				
SPICES	MT	246	299	144	180
ALLIED GUMS	MT				
RUBBER-CRUDE	MT				
RUBBER-LATEX	MT				
RUBBER-DRY FORM	MT				
SILK-RAW	MT				
WOOL-UNMFD,FREE	MT				
FIBERS-EX COTTON,JUTE	MT				
OILS-ESSENTIAL	MT				
DRUGS	MT	4	3	70	63
OTHER COMPLEMENTARY	NA	---	---		
SUPPLEMENTARY	NA	---	---	100774	78039
ANIMALS & ANIMAL PRODS	NA	---	---	65032	32456
ANIMALS-LIVE,EX PLTRY	NA	---	---		
CATTLE-DUTIABLE	HNO				
MEATS AND MEAT PRODS	MT	21781	11966	64860	32456
MEATS-P.L.88-482	MT	21774	11966	64849	32456
MEATS-FRESH,FROZEN	MT	21781	11966	64860	32456
BEEF AND VEAL	MT	21774	11966	64849	32456
PORK	MT				
MEATS-PREP,PRES	MT				
BEEF AND VEAL	MT				
PORK	MT				
MUTTON,GOAT, & LAMB	MT				
POULTRY & PRODUCTS	NA	---	---		
DAIRY PRODUCTS	NA	---	---		
NONFAT DRY MILK	MT				
CHEESE	MT				
CASEIN AND MIXTURES	MT				
FATS OILS AND GREASES	MT				
HIDES AND SKINS	NA	---	---	166	0
SHEEP & LAMB SKINS	MT				
FURSKINS	NA	---	---		
WOOL-UMD,EX FREE	MT				
SAUSAGE CASINGS	NA	---	---		
OTHER ANIMAL PRODUCTS	NA	---	---	7	0
VEGETABLE PRODUCTS	NA	---	---	35742	45583
GRAINS AND PREPS	NA	---	---	0	2
WHEAT-EX SEED,ED	MT				
BARLEY	MT				
BISCUITS,WAFERS	MT				
FRUITS AND PREPS	NA	---	---	83	67
FRESH OR FROZEN	MT	220	190	83	67
STRAWBERRIES	MT				
PREPARED OR PRES	MT				
PINEAPPLES	MT				
FRUIT JUICES	MLT				
NUTS AND PREPS	NA	---	---	103	29
VEGETABLES AND PREPS	NA	---	---	222	985
FRESH OR FROZEN	NA	---	---	222	985
TOMATOES	MT				
PREPARED OR PRES	NA	---	---		
OLIVES	MLT				
MUSHROOMS,CANNED	MT				
HOPS & EXTRACT EQ	MT				
SUGAR AND REL PRODS	NA	---	---	38778	40860
SUGAR-CANE,BEET	MT	69060	66198	26767	35991
MOLASSES INEDIBLE	MT	42226	47426	4011	4869
CONFECTIONERY PRODS	MT				
SPICES	MT				
TOBACCO,UNMFD	MT	468	432	2867	2306
TOBACCO-FILLER	MT	164	206	821	733
TOBACCO-SCRAP	MT	52	64	72	128
BEVERGES EX FR JUICE	MLT				
WINE	MLT				
MALT BEVERAGES	MLT				
FEEDS & FODDERS	NA	---	---		
OILSEEDS AND PRODS	NA	---	---	1646	1325
OILSEEDS & OILNUTS	MT	1325	1206	1646	1325
FLAXSEED	MT				
SESAME SEED	MT	1325	1206	1646	1325
OILS AND WAXES-VEG	MT				
CASTOR OIL	MT				
COCONUT OIL	MT				
OLIVE OIL	MT				
PALM OIL	MT				
PALM KERNEL OIL	MT				
OILCAKE AND MEAL	MT				
COTTON,EX LINTERS	MT				
COTTON LINTERS	MT				
SEEDS,FIELD & GARDEN	NA	---	---		
NURSERY STOCK	NA	---	---	42	10
OTHER VEG PRODUCTS	NA	---	---		

TABLE 4--U.S. AGRICULTURAL IMPORTS: QUANTITY AND VALUE, COUNTRY BY COMMODITY GROUP, FISCAL YEARS 1980 AND 1981

COUNTRY AND COMMODITY GROUP	UNIT	QUANTITY 1980	QUANTITY 1981	VALUE 1980 $1,000	VALUE 1981 $1,000
223 COSTA RICA		---	---	311083	294257
COMPLEMENTARY	NA	---	---	197064	161866
BANANAS-FRESH	MT	491915	497611	93044	113789
PLANTAINS-FRESH	MT	15826	14238	3662	3302
COFFEE-GREEN	MT	20378	14914	82504	38984
COFFEE-ROASTED	MT	307	1	934	5
COFFEE-SOLUBLE,EXTRACTS	MT				
COCOA BEANS	MT	1510	82	4648	167
COCOA BUTTER	MT	1358	726	8154	3740
COCOA-CAKE,POWDER,ETC	MT	1139	428	1719	316
CHOCOLATE PREPARATIONS	MT	304	187	1063	326
TEA-CRUDE OR PREPARED	MT				
SPICES	MT	45	27	35	23
ALLIED GUMS	MT				
RUBBER-CRUDE	MT				
RUBBER-LATEX	MT				
RUBBER-DRY FORM	MT				
SILK-RAW	MT				
WOOL-UNMFD,FREE	MT				
FIBERS-EX COTTON,JUTE	MT				
OILS-ESSENTIAL	MT	0	0	0	1
DRUGS	MT	11	8	37	76
OTHER COMPLEMENTARY	NA	---	---	1266	1136
SUPPLEMENTARY	NA	---	---	114019	132391
ANIMALS & ANIMAL PRODS	NA	---	---	61752	77711
ANIMALS-LIVE,EX PLTRY	NA	---	---	50	10
CATTLE-DUTIABLE	MNO				
MEATS AND MEAT PRODS	MT	21280	29682	61366	77608
MEATS-P.L.88-482	MT	21255	29658	61328	77589
MEATS-FRESH,FROZEN	MT	21280	29667	61366	77598
BEEF AND VEAL	MT	21255	29658	61328	77589
PORK	MT				
MEATS-PREP,PRES	MT				
BEEF AND VEAL	MT				
PORK	MT				
MUTTON,GOAT, & LAMB	MT	0	15	0	10
POULTRY & PRODUCTS	NA	---	---	13	20
DAIRY PRODUCTS	NA	---	---		
NONFAT DRY MILK	MT				
CHEESE	MT				
CASEIN AND MIXTURES	MT				
FATS OILS AND GREASES	MT				
HIDES AND SKINS	NA	---	---	1	0
SHEEP & LAMB SKINS	MT				
FURSKINS	NA	---	---		
WOOL-UNMD,EX FREE	MT				
SAUSAGE CASINGS	NA	---	---		
OTHER ANIMAL PRODUCTS	NA	---	---	322	73
VEGETABLE PRODUCTS	NA	---	---	52267	54680
GRAINS AND PREPS	NA	---	---	515	1087
WHEAT-EX SEED,ED	MT				
BARLEY	MT				
BISCUITS,WAFERS	MT	8	148	14	245
FRUITS AND PREPS	NA	---	---	500	1382
FRESH OR FROZEN	MT	282	1992	93	792
STRAWBERRIES	MT				
PREPARED OR PRES	MT	416	400	218	296
PINEAPPLES	MT	0	6	0	6
FRUIT JUICES	MLT	365	753	189	293
NUTS AND PREPS	NA	---	---	665	533
VEGETABLES AND PREPS	NA	---	---	2814	3312
FRESH OR FROZEN	NA	---	---	2655	3087
TOMATOES	MT	0	1	0	0
PREPARED OR PRES	NA	---	---	159	225
OLIVES	MLT				
MUSHROOMS,CANNED	MT				
HOPS & EXTRACT EQ	MT				
SUGAR AND REL PRODS	NA	---	---	40062	41794
SUGAR-CANE,BEET	MT	89412	71657	40032	40460
MOLASSES INEDIBLE	MT	0	13483	0	1180
CONFECTIONERY PRODS	MT	15	67	31	112
SPICES	MT	2	1	1	0
TOBACCO,UNMFD	MT	190	39	482	119
TOBACCO-FILLER	MT	6	28	13	93
TOBACCO-SCRAP	MT	140	11	463	25
BEVERGES EX FR JUICE	MLT				
WINE	MLT				
MALT BEVERAGES	MLT				
FEEDS & FODDERS	NA	---	---	3	0
OILSEEDS AND PRODS	NA	---	---		
OILSEEDS & OILNUTS	MT				
FLAXSEED	MT				
SESAME SEED	MT				
OILS AND WAXES-VEG	MT	3	0	3	0
CASTOR OIL	MT				
COCONUT OIL	MT	3	0	3	0
OLIVE OIL	MT				
PALM OIL	MT				
PALM KERNEL OIL	MT				
OILCAKE AND MEAL	MT				
COTTON,EX LINTERS	MT				
COTTON LINTERS	MT				
SEEDS,FIELD & GARDEN	NA	---	---	2044	2734
NURSERY STOCK	NA	---	---	5181	3719
OTHER VEG PRODUCTS	NA	---	---		

TABLE 4--U.S. AGRICULTURAL IMPORTS: QUANTITY AND VALUE, COUNTRY BY COMMODITY GROUP, FISCAL YEARS 1980 AND 1981

COUNTRY AND COMMODITY GROUP	UNIT	QUANTITY 1980	QUANTITY 1981	VALUE 1980 $1,000	VALUE 1981 $1,000
225 PANAMA (INCL. CANAL ZONE)		---	---	102925	129618
COMPLEMENTARY	NA	---	---	35475	43225
BANANAS-FRESH	MT	147396	167055	20784	35003
PLANTAINS-FRESH	MT	96	1073	29	222
COFFEE-GREEN	MT	2696	2515	10929	6969
COFFEE-ROASTED	MT	193	0	360	0
COFFEE-SOLUBLE,EXTRACTS	MT				
COCOA BEANS	MT	842	69	2358	218
COCOA BUTTER	MT	18	20	123	80
COCOA-CAKE,POWDER,ETC	MT				
CHOCOLATE PREPARATIONS	MT				
TEA-CRUDE OR PREPARED	MT				
SPICES	MT				
ALLIED GUMS	MT				
RUBBER-CRUDE	MT				
RUBBER-LATEX	MT				
RUBBER-DRY FORM	MT				
SILK-RAW	MT				
WOOL-UNMFD,FREE	MT				
FIBERS-EX COTTON,JUTE	MT				
OILS-ESSENTIAL	MT				
DRUGS	MT				
OTHER COMPLEMENTARY	NA	---	---	892	733
SUPPLEMENTARY	NA	---	---	67450	86393
ANIMALS & ANIMAL PRODS	NA	---	---	3372	6841
ANIMALS-LIVE,EX PLTRY	NA	---	---	141	660
CATTLE-DUTIABLE	MNO				
MEATS AND MEAT PRODS	MT	883	1985	2324	4885
MEATS-P.L.88-482	MT	883	1985	2324	4885
MEATS-FRESH,FROZEN	MT	883	1985	2324	4885
BEEF AND VEAL	MT	883	1985	2324	4885
PORK	MT				
MEATS-PREP,PRES	MT				
BEEF AND VEAL	MT				
PORK	MT				
MUTTON,GOAT, & LAMB	MT				
POULTRY & PRODUCTS	NA	---	---	2	0
DAIRY PRODUCTS	NA	---	---		
NONFAT DRY MILK	MT				
CHEESE	MT				
CASEIN AND MIXTURES	MT				
FATS OILS AND GREASES	MT				
HIDES AND SKINS	NA	---	---	203	503
SHEEP & LAMB SKINS	MT				
FURSKINS	NA	---	---		
WOOL-UMD,EX FREE	MT				
SAUSAGE CASINGS	NA	---	---		
OTHER ANIMAL PRODUCTS	NA	---	---	702	793

COMMODITY GROUP	UNIT	QUANTITY 1980	QUANTITY 1981	VALUE 1980 $1,000	VALUE 1981 $1,000
VEGETABLE PRODUCTS	NA	---	---	64078	79553
GRAINS AND PREPS	NA	---	---	214	192
WHEAT-EX SEED,FD	MT				
BARLEY	MT				
BISCUITS,WAFERS	MT	32	16	35	22
FRUITS AND PREPS	NA	---	---	3	3
FRESH OR FROZEN	MT				
STRAWBERRIES	MT				
PREPARED OR PRES	MT				
PINEAPPLES	MT				
FRUIT JUICES	MLT	2	4	3	3
NUTS AND PREPS	NA	---	---	0	4
VEGETABLES AND PREPS	NA	---	---	9	27
FRESH OR FROZEN	NA	---	---	9	27
TOMATOES	MT	0	29	0	7
PREPARED OR PRES	NA	---	---		
OLIVES	MLT				
MUSHROOMS,CANNED	MT				
HOPS & EXTRACT EQ	MT				
SUGAR AND REL PRODS	NA	---	---	63600	77906
SUGAR-CANE,BEET	MT	152802	117157	63443	76318
MOLASSES INEDIBLE	MT	2450	17098	157	1588
CONFECTIONERY PRODS	MT				
SPICES	MT				
TOBACCO,UNMFD	MT	225	432	242	1222
TOBACCO-FILLER	MT				
TOBACCO-SCRAP	MT	80	280	229	1206
BEVERGES EX FR JUICE	MLT	10	6	8	5
WINE	MLT	0	0	0	0
MALT BEVERAGES	MLT				
FEEDS & FODDERS	NA	---	---		
OILSEEDS AND PRODS	NA	---	---	0	46
OILSEEDS & OILNUTS	MT	0	56	0	46
FLAXSEED	MT				
SESAME SEED	MT	0	56	0	46
OILS AND WAXES-VEG	MT				
CASTOR OIL	MT				
COCONUT OIL	MT				
OLIVE OIL	MT				
PALM OIL	MT				
PALM KERNEL OIL	MT				
OILCAKE AND MEAL	MT				
COTTON,EX LINTERS	MT				
COTTON LINTERS	MT				
SEEDS,FIELD & GARDEN	NA	---	---	0	0
NURSERY STOCK	NA	---	---	1	141
OTHER VEG PRODUCTS	NA	---	---	0	7

TABLE 4--U.S. AGRICULTURAL IMPORTS: QUANTITY AND VALUE, COUNTRY BY COMMODITY GROUP, FISCAL YEARS 1980 AND 1981

COUNTRY AND COMMODITY GROUP	UNIT	QUANTITY 1980	QUANTITY 1981	VALUE 1980 $1,000	VALUE 1981 $1,000
241 JAMAICA		---	---	34188	8904
COMPLEMENTARY	NA	---	---	2668	2025
BANANAS-FRESH	MT				
PLANTAINS-FRESH	MT	6	0	1	1
COFFEE-GREEN	MT	27	21	176	117
COFFEE-ROASTED	MT	6	16	40	133
COFFEE-SOLUBLE,EXTRACTS	MT				
COCOA BEANS	MT				
COCOA BUTTER	MT	45	35	236	186
COCOA-CAKE,POWDER,ETC	MT	0	3	0	12
CHOCOLATE PREPARATIONS	MT	0	12	0	38
TEA-CRUDE OR PREPARED	MT				
SPICES	MT	381	361	997	818
ALLIED GUMS	MT				
RUBBER-CRUDE	MT				
RUBBER-LATEX	MT				
RUBBER-DRY FORM	MT				
SILK-RAW	MT				
WOOL-UNMFD,FREE	MT				
FIBERS-EX COTTON,JUTE	MT				
OILS-ESSENTIAL	MT	50	33	1189	719
DRUGS	MT				
OTHER COMPLEMENTARY	NA	---	---	26	0
SUPPLEMENTARY	NA	---	---	31520	6879
ANIMALS & ANIMAL PRODS	NA	---	---	1	37
ANIMALS-LIVE,EX PLTRY	NA	---	---		
CATTLE-DUTIABLE	MNO				
MEATS AND MEAT PRODS	MT				
MEATS-P.L.88-482	MT				
MEATS-FRESH,FROZEN	MT				
BEEF AND VEAL	MT				
PORK	MT				
MEATS-PREP,PRES	MT				
BEEF AND VEAL	MT				
PORK	MT				
MUTTON,GOAT, & LAMB	MT				
POULTRY & PRODUCTS	NA	---	---		
DAIRY PRODUCTS	NA	---	---	1	5
NONFAT DRY MILK	MT				
CHEESE	MT	0	1	0	5
CASEIN AND MIXTURES	MT				
FATS OILS AND GREASES	MT				
HIDES AND SKINS	NA	---	---	0	32
SHEEP & LAMB SKINS	MT				
FURSKINS	NA	---	---		
WOOL-UNMD,EX FREE	MT				
SAUSAGE CASINGS	NA	---	---		
OTHER ANIMAL PRODUCTS	NA	---	---		

COMMODITY GROUP	UNIT	QUANTITY 1980	QUANTITY 1981	VALUE 1980 $1,000	VALUE 1981 $1,000
VEGETABLE PRODUCTS	NA	---	---	31519	6843
GRAINS AND PREPS	NA	---	---	198	240
WHEAT-EX SEED,ED	MT				
BARLEY	MT				
BISCUITS,WAFERS	MT	58	28	71	46
FRUITS AND PREPS	NA	---	---	111	64
FRESH OR FROZEN	MT	302	39	71	11
STRAWBERRIES	MT				
PREPARED OR PRES	MT	33	48	33	46
PINEAPPLES	MT	0	1	0	1
FRUIT JUICES	MLT	9	7	7	7
NUTS AND PREPS	NA	---	---	18	64
VEGETABLES AND PREPS	NA	---	---	1433	2033
FRESH OR FROZEN	NA	---	---	595	1392
TOMATOES	MT				
PREPARED OR PRES	NA	---	---	838	640
OLIVES	MLT				
MUSHROOMS,CANNED	MT				
HOPS & EXTRACT EQ	MT				
SUGAR AND REL PRODS	NA	---	---	28679	2957
SUGAR-CANE,BEET	MT	71669	4267	28551	2742
MOLASSES INEDIBLE	MT				
CONFECTIONERY PRODS	MT				
SPICES	MT	0	0	0	1
TOBACCO,UNMFD	MT	37	70	39	63
TOBACCO-FILLER	MT	1	4	4	5
TOBACCO-SCRAP	MT	36	56	35	52
BEVERGES EX FR JUICE	MLT	230	370	132	260
WINE	MLT	0	10	0	10
MALT BEVERAGES	MLT	229	359	132	250
FEEDS & FODDERS	NA	---	---		
OILSEEDS AND PRODS	NA	---	---	5	37
OILSEEDS & OILNUTS	MT				
FLAXSEED	MT				
SESAME SEED	MT				
OILS AND WAXES-VEG	MT	3	17	5	37
CASTOR OIL	MT				
COCONUT OIL	MT	3	17	5	37
OLIVE OIL	MT				
PALM OIL	MT				
PALM KERNEL OIL	MT				
OILCAKE AND MEAL	MT				
COTTON,EX LINTERS	MT				
COTTON LINTERS	MT				
SEEDS,FIELD & GARDEN	NA	---	---	65	70
NURSERY STOCK	NA	---	---	805	995
OTHER VEG PRODUCTS	NA	---	---	35	58

TABLE 4--U.S. AGRICULTURAL IMPORTS: QUANTITY AND VALUE, COUNTRY BY COMMODITY GROUP, FISCAL YEARS 1980 AND 1981

COUNTRY AND COMMODITY GROUP	UNIT	QUANTITY 1980	QUANTITY 1981	VALUE 1980 $1,000	VALUE 1981 $1,000
245 HAITI		---	---	35102	24137
COMPLEMENTARY	NA	---	---	22057	13272
BANANAS-FRESH	MT	924	0	190	0
PLANTAINS-FRESH	MT				
COFFEE-GREEN	MT	4007	2271	12932	5085
COFFEE-ROASTED	MT	141	4	354	33
COFFEE-SOLUBLE,EXTRACTS	MT				
COCOA BEANS	MT	1330	1939	3441	3326
COCOA BUTTER	MT	20	0	120	0
COCOA-CAKE,POWDER,ETC	MT				
CHOCOLATE PREPARATIONS	MT				
TEA-CRUDE OR PREPARED	MT				
SPICES	MT	50	27	23	60
ALLIED GUMS	MT				
RUBBER-CRUDE	MT	16	102	13	145
RUBBER-LATEX	MT				
RUBBER-DRY FORM	MT	16	102	13	145
SILK-RAW	MT				
WOOL-UNMFD,FREE	MT				
FIBERS-EX COTTON,JUTE	MT	1216	446	790	262
OILS-ESSENTIAL	MT	168	183	4182	4252
DRUGS	MT				
OTHER COMPLEMENTARY	NA	---	---	12	109
SUPPLEMENTARY	NA	---	---	13046	10865
ANIMALS & ANIMAL PRODS	NA	---	---	2380	4905
ANIMALS-LIVE,EX PLTRY	NA	---	---		
CATTLE-DUTIABLE	HNO				
MEATS AND MEAT PRODS	MT	691	1424	1634	3854
MEATS-P.L.88-482	MT	582	1272	1293	3237
MEATS-FRESH,FROZEN	MT	505	1108	1064	2695
BEEF AND VEAL	MT	502	1090	1062	2671
PORK	MT				
MEATS-PREP,PRES	MT	106	134	339	593
BEEF AND VEAL	MT	60	115	263	532
PORK	MT				
MUTTON,GOAT, & LAMB	MT	80	182	231	566
POULTRY & PRODUCTS	NA	---	---		
DAIRY PRODUCTS	NA	---	---		
NONFAT DRY MILK	MT				
CHEESE	MT				
CASEIN AND MIXTURES	MT				
FATS OILS AND GREASES	MT				
HIDES AND SKINS	NA	---	---	663	926
SHEEP & LAMB SKINS	MT				
FURSKINS	NA	---	---		
WOOL-UMD,EX FREE	MT				
SAUSAGE CASINGS	NA	---	---		
OTHER ANIMAL PRODUCTS	NA	---	---	83	126

COMMODITY GROUP	UNIT	QUANTITY 1980	QUANTITY 1981	VALUE 1980 $1,000	VALUE 1981 $1,000
VEGETABLE PRODUCTS	NA	---	---	10665	5960
GRAINS AND PREPS	NA	---	---	2	16
WHEAT-EX SEED,FD	MT				
BARLEY	MT				
BISCUITS,WAFERS	MT				
FRUITS AND PREPS	NA	---	---	1924	2723
FRESH OR FROZEN	MT	3773	4706	1696	2578
STRAWBERRIES	MT				
PREPARED OR PRES	MT	407	307	214	146
PINEAPPLES	MT				
FRUIT JUICES	MLT	28	0	13	0
NUTS AND PREPS	NA	---	---	0	21
VEGETABLES AND PREPS	NA	---	---	308	61
FRESH OR FROZEN	NA	---	---	100	16
TOMATOES	MT				
PREPARED OR PRES	NA	---	---	208	45
OLIVES	MLT				
MUSHROOMS,CANNED	MT	11	0	22	0
HOPS & EXTRACT EQ	MT				
SUGAR AND REL PRODS	NA	---	---	6239	996
SUGAR-CANE,BEET	MT	8965	0	5120	0
MOLASSES INEDIBLE	MT	9730	7924	1120	995
CONFECTIONERY PRODS	MT				
SPICES	MT				
TOBACCO,UNMFD	MT	0	11	0	31
TOBACCO-FILLER	MT				
TOBACCO-SCRAP	MT	0	11	0	31
BEVERGES EX FR JUICE	MLT				
WINE	MLT				
MALT BEVERAGES	MLT				
FEEDS & FODDERS	NA	---	---	2088	1961
OILSEEDS AND PRODS	NA	---	---	0	2
OILSEEDS & OILNUTS	MT	0	3	0	2
FLAXSEED	MT				
SESAME SEED	MT				
OILS AND WAXES-VEG	MT				
CASTOR OIL	MT				
COCONUT OIL	MT				
OLIVE OIL	MT				
PALM OIL	MT				
PALM KERNEL OIL	MT				
OILCAKE AND MEAL	MT				
COTTON,EX LINTERS	MT				
COTTON LINTERS	MT				
SEEDS,FIELD & GARDEN	NA	---	---	0	1
NURSERY STOCK	NA	---	---	5	38
OTHER VEG PRODUCTS	NA	---	---	101	111

TABLE 4--U.S. AGRICULTURAL IMPORTS: QUANTITY AND VALUE, COUNTRY BY COMMODITY GROUP, FISCAL YEARS 1980 AND 1981

COUNTRY AND COMMODITY GROUP	UNIT	QUANTITY 1980	QUANTITY 1981	VALUE 1980 $1,000	VALUE 1981 $1,000
247 DOMINICAN REPUBLIC		---	---	505918	479535
COMPLEMENTARY	NA	---	---	205715	133248
BANANAS-FRESH	MT	6895	14947	1637	4049
PLANTAINS-FRESH	MT	682	5411	224	1670
COFFEE-GREEN	MT	30837	25541	123278	62068
COFFEE-ROASTED	MT	5336	4997	21799	13463
COFFEE-SOLUBLE,EXTRACTS	MT				
COCOA BEANS	MT	22465	26338	52583	44440
COCOA BUTTER	MT	389	694	2337	3558
COCOA-CAKE,POWDER,ETC	MT	261	611	321	637
CHOCOLATE PREPARATIONS	MT	1138	653	2510	1080
TEA-CRUDE OR PREPARED	MT	0	71	0	116
SPICES	MT	626	449	365	283
ALLIED GUMS	MT				
RUBBER-CRUDE	MT				
RUBBER-LATEX	MT				
RUBBER-DRY FORM	MT				
SILK-RAW	MT				
WOOL-UNMFD,FREE	MT				
FIBERS-EX COTTON,JUTE	MT				
OILS-ESSENTIAL	MT	13	9	255	193
DRUGS	MT	72	21	37	25
OTHER COMPLEMENTARY	NA	---	---	370	1665
SUPPLEMENTARY	NA	---	---	300203	346287
ANIMALS & ANIMAL PRODS	NA	---	---	3974	14865
ANIMALS-LIVE,EX PLTRY	NA	---	---	1	0
CATTLE-DUTIABLE	NNO				
MEATS AND MEAT PRODS	MT	620	4589	1707	12686
MEATS-P.L.88-482	MT	620	4589	1706	12685
MEATS-FRESH,FROZEN	MT	620	4589	1707	12685
BEEF AND VEAL	MT	620	4589	1706	12685
PORK	MT				
MEATS-PREP,PRES	MT	1	0	1	2
BEEF AND VEAL	MT				
PORK	MT				
MUTTON,GOAT, & LAMB	MT				
POULTRY & PRODUCTS	NA	---	---	0	1
DAIRY PRODUCTS	NA	---	---	66	32
NONFAT DRY MILK	MT				
CHEESE	MT	22	4	66	32
CASEIN AND MIXTURES	MT				
FATS OILS AND GREASES	MT	1	0	2	0
HIDES AND SKINS	NA	---	---	18	10
SHEEP & LAMB SKINS	MT				
FURSKINS	NA	---	---		
WOOL-UNMD,EX FREE	MT				
SAUSAGE CASINGS	NA	---	---	1385	1225
OTHER ANIMAL PRODUCTS	NA	---	---	793	910

COMMODITY GROUP	UNIT	QUANTITY 1980	QUANTITY 1981	VALUE 1980 $1,000	VALUE 1981 $1,000
VEGETABLE PRODUCTS	NA	---	---	296229	331422
GRAINS AND PREPS	NA	---	---	6008	7086
WHEAT-EX SEED,ED	MT				
BARLEY	MT				
BISCUITS,WAFERS	MT	290	581	409	735
FRUITS AND PREPS	NA	---	---	1993	3362
FRESH OR FROZEN	MT	303	1898	106	399
STRAWBERRIES	MT				
PREPARED OR PRES	MT	4504	5949	1740	2802
PINEAPPLES	MT	1	4	1	5
FRUIT JUICES	MLT	95	165	148	161
NUTS AND PREPS	NA	---	---	2883	3730
VEGETABLES AND PREPS	NA	---	---	15818	17240
FRESH OR FROZEN	NA	---	---	10745	13047
TOMATOES	MT	524	1164	171	450
PREPARED OR PRES	NA	---	---	5072	4194
OLIVES	MLT	4	0	8	0
MUSHROOMS,CANNED	MT	202	143	396	281
HOPS & EXTRACT EQ	MT	1	0	0	0
SUGAR AND REL PRODS	NA	---	---	260494	289173
SUGAR-CANE,BEET	MT	527642	492047	242072	269209
MOLASSES INEDIBLE	MT	229839	121935	13976	17733
CONFECTIONERY PRODS	MT	200	194	200	235
SPICES	MT				
TOBACCO,UNMFD	MT	3684	4414	7739	9421
TOBACCO-FILLER	MT	500	688	2103	2461
TOBACCO-SCRAP	MT	2756	3273	5500	6738
BEVERGES EX FR JUICE	MLT	231	230	153	172
WINE	MLT	0	0	0	0
MALT BEVERAGES	MLT	231	158	153	108
FEEDS & FODDERS	NA	---	---	479	301
OILSEEDS AND PRODS	NA	---	---	6	2
OILSEEDS & OILNUTS	MT	14	2	6	2
FLAXSEED	MT				
SESAME SEED	MT	14	2	6	2
OILS AND WAXES-VEG	MT				
CASTOR OIL	MT				
COCONUT OIL	MT				
OLIVE OIL	MT				
PALM OIL	MT				
PALM KERNEL OIL	MT				
OILCAKE AND MEAL	MT				
COTTON,EX LINTERS	MT				
COTTON LINTERS	MT				
SEEDS,FIELD & GARDEN	NA	---	---	0	1
NURSERY STOCK	NA	---	---	395	735
OTHER VEG PRODUCTS	NA	---	---	262	200

TABLE 4--U.S. AGRICULTURAL IMPORTS: QUANTITY AND VALUE, COUNTRY BY COMMODITY GROUP, FISCAL YEARS 1980 AND 1981

COUNTRY AND COMMODITY GROUP	UNIT	QUANTITY 1980	QUANTITY 1981	VALUE 1980 $1,000	VALUE 1981 $1,000
248 LEEWARD-WINDWARD IS.		---	---	8252	7905
COMPLEMENTARY	NA	---	---	352	522
BANANAS-FRESH	MT				
PLANTAINS-FRESH	MT	0	2	0	0
COFFEE-GREEN	MT	3	9	5	26
COFFEE-ROASTED	MT				
COFFEE-SOLUBLE,EXTRACTS	MT				
COCOA BEANS	MT	0	56	0	148
COCOA BUTTER	MT				
COCOA-CAKE,POWDER,ETC	MT				
CHOCOLATE PREPARATIONS	MT				
TEA-CRUDE OR PREPARED	MT				
SPICES	MT	148	149	310	278
ALLIED GUMS	MT				
RUBBER-CRUDE	MT				
RUBBER-LATEX	MT				
RUBBER-DRY FORM	MT				
SILK-RAW	MT				
WOOL-UNMFD,FREE	MT				
FIBERS-EX COTTON,JUTE	MT				
OILS-ESSENTIAL	MT	2	4	42	69
DRUGS	MT				
OTHER COMPLEMENTARY	NA	---	---		
SUPPLEMENTARY	NA	---	---	7900	7383
ANIMALS & ANIMAL PRODS	NA	---	---		
ANIMALS-LIVE,EX PLTRY	NA	---	---		
CATTLE-DUTIABLE	MNO				
MEATS AND MEAT PRODS	MT				
MEATS-P.L.88-482	MT				
MEATS-FRESH,FROZEN	MT				
BEEF AND VEAL	MT				
PORK	MT				
MEATS-PREP,PRES	MT				
BEEF AND VEAL	MT				
PORK	MT				
MUTTON,GOAT, & LAMB	MT				
POULTRY & PRODUCTS	NA	---	---		
DAIRY PRODUCTS	NA	---	---		
NONFAT DRY MILK	MT				
CHEESE	MT				
CASEIN AND MIXTURES	MT				
FATS OILS AND GREASES	MT				
HIDES AND SKINS	NA	---	---		
SHEEP & LAMB SKINS	MT				
FURSKINS	NA	---	---		
WOOL-UNM,EX FREE	MT				
SAUSAGE CASINGS	NA	---	---		
OTHER ANIMAL PRODUCTS	NA	---	---		

COMMODITY GROUP	UNIT	QUANTITY 1980	QUANTITY 1981	VALUE 1980 $1,000	VALUE 1981 $1,000
VEGETABLE PRODUCTS	NA	---	---	7900	7383
GRAINS AND PREPS	NA	---	---		
WHEAT-EX SEED,FD	MT				
BARLEY	MT				
BISCUITS,WAFERS	MT				
FRUITS AND PREPS	NA	---	---	14	18
FRESH OR FROZEN	MT				
STRAWBERRIES	MT				
PREPARED OR PRES	MT	24	24	14	18
PINEAPPLES	MT				
FRUIT JUICES	MLT				
NUTS AND PREPS	NA	---	---	0	4
VEGETABLES AND PREPS	NA	---	---	130	469
FRESH OR FROZEN	NA	---	---	0	3
TOMATOES	MT				
PREPARED OR PRES	NA	---	---	130	466
OLIVES	MLT				
MUSHROOMS,CANNED	MT				
HOPS & EXTRACT EQ	MT				
SUGAR AND REL PRODS	NA	---	---	5790	6712
SUGAR-CANE,BEET	MT	11221	9578	5790	5073
MOLASSES INEDIBLE	MT	0	18682	0	1640
CONFECTIONERY PRODS	MT				
SPICES	MT				
TOBACCO,UNMFD	MT				
TOBACCO-FILLER	MT				
TOBACCO-SCRAP	MT				
BEVERGES EX FR JUICE	MLT				
WINE	MLT				
MALT BEVERAGES	MLT				
FEEDS & FODDERS	NA	---	---	97	170
OILSEEDS AND PRODS	NA	---	---	1866	1
OILSEEDS & OILNUTS	MT	0	1	0	1
FLAXSEED	MT				
SESAME SEED	MT				
OILS AND WAXES-VEG	MT	1927	0	1866	0
CASTOR OIL	MT				
COCONUT OIL	MT	1927	0	1866	0
OLIVE OIL	MT				
PALM OIL	MT				
PALM KERNEL OIL	MT	0	0	0	0
OILCAKE AND MEAL	MT				
COTTON,EX LINTERS	MT	0	0	1	0
COTTON LINTERS	MT				
SEEDS,FIELD & GARDEN	NA	---	---		
NURSERY STOCK	NA	---	---	2	0
OTHER VEG PRODUCTS	NA	---	---	0	8

TABLE 4--U.S. AGRICULTURAL IMPORTS: QUANTITY AND VALUE, COUNTRY BY COMMODITY GROUP, FISCAL YEARS 1980 AND 1981

COUNTRY AND COMMODITY GROUP	UNIT	QUANTITY 1980	QUANTITY 1981	VALUE 1980 $1,000	VALUE 1981 $1,000
272 BARBADOS		---	---	29797	24726
COMPLEMENTARY	NA	---	---	704	0
BANANAS-FRESH	MT				
PLANTAINS-FRESH	MT				
COFFEE-GREEN	MT				
COFFEE-ROASTED	MT				
COFFEE-SOLUBLE,EXTRACTS	MT				
COCOA BEANS	MT				
COCOA BUTTER	MT				
COCOA-CAKE,POWDER,ETC	MT	601	0	704	0
CHOCOLATE PREPARATIONS	MT				
TEA-CRUDE OR PREPARED	MT				
SPICES	MT				
ALLIED GUMS	MT				
RUBBER-CRUDE	MT				
RUBBER-LATEX	MT				
RUBBER-DRY FORM	MT				
SILK-RAW	MT				
WOOL-UNMFD,FREE	MT				
FIBERS-EX COTTON,JUTE	MT				
OILS-ESSENTIAL	MT				
DRUGS	MT				
OTHER COMPLEMENTARY	NA	---	---		
SUPPLEMENTARY	NA	---	---	29093	24726
ANIMALS & ANIMAL PRODS	NA	---	---	0	6
ANIMALS-LIVE,EX PLTRY	NA	---	---		
CATTLE-DUTIABLE	NO				
MEATS AND MEAT PRODS	MT				
MEATS-P.L.89-482	MT				
MEATS-FRESH,FROZEN	MT				
BEEF AND VEAL	MT				
PORK	MT				
MEATS-PREP,PRES	MT				
BEEF AND VEAL	MT				
PORK	MT				
MUTTON,GOAT, & LAMB	MT				
POULTRY & PRODUCTS	NA	---	---		
DAIRY PRODUCTS	NA	---	---	0	6
NONFAT DRY MILK	MT				
CHEESE	MT	C	0	0	2
CASEIN AND MIXTURES	MT				
FATS OILS AND GREASES	MT				
HIDES AND SKINS	NA	---	---		
SHEEP & LAMB SKINS	MT				
FURSKINS	NA	---	---		
WOOL-UNM,EX FREE	MT				
SAUSAGE CASINGS	NA	---	---		
OTHER ANIMAL PRODUCTS	NA	---	---		
VEGETABLE PRODUCTS	NA	---	---	29093	24720
GRAINS AND PREPS	NA	---	---		
WHEAT-EX SEED,FD	MT				
BARLEY	MT				
BISCUITS,WAFERS	MT				
FRUITS AND PREPS	NA	---	---		
FRESH OR FROZEN	MT				
STRAWBERRIES	MT				
PREPARED OR PRES	MT				
PINEAPPLES	MT				
FRUIT JUICES	MLT				
NUTS AND PREPS	NA	---	---		
VEGETABLES AND PREPS	NA	---	---	43	67
FRESH OR FROZEN	NA	---	---	43	32
TOMATOES	MT				
PREPARED OR PRES	NA	---	---	0	35
OLIVES	MLT				
MUSHROOMS,CANNED	MT				
HOPS & EXTRACT EQ	MT				
SUGAR AND REL PRODS	NA	---	---	29051	24651
SUGAR-CANE,BEET	MT	52112	24796	25266	20609
MOLASSES INEDIBLE	MT	0	2429	0	516
CONFECTIONERY PRODS	MT				
SPICES	MT				
TOBACCO,UNMFD	MT				
TOBACCO-FILLER	MT				
TOBACCO-SCRAP	MT				
BEVERGES EX FR JUICE	MLT	0	2	0	2
WINE	MLT				
MALT BEVERAGES	MLT	0	2	0	2
FEEDS & FODDERS	NA	---	---		
OILSEEDS AND PRODS	NA	---	---		
OILSEEDS & OILNUTS	MT				
FLAXSEED	MT				
SESAME SEED	MT				
OILS AND WAXES-VEG	MT				
CASTOR OIL	MT				
COCONUT OIL	MT				
OLIVE OIL	MT				
PALM OIL	MT				
PALM KERNEL OIL	MT				
OILCAKE AND MEAL	MT				
COTTON,EX LINTERS	MT				
COTTON LINTERS	MT				
SEEDS,FIELD & GARDEN	NA	---	---		
NURSERY STOCK	NA	---	---		
OTHER VEG PRODUCTS	NA	---	---		

TABLE 4--U.S. AGRICULTURAL IMPORTS: QUANTITY AND VALUE, COUNTRY BY COMMODITY GROUP, FISCAL YEARS 1980 AND 1981

COUNTRY AND COMMODITY GROUP	UNIT	QUANTITY 1980	QUANTITY 1981	VALUE 1980 $1,000	VALUE 1981 $1,000
274 TRINIDAD-TOBAGO		---	---	5821	6260
COMPLEMENTARY	NA	---	---	2397	4052
BANANAS-FRESH	MT				
PLANTAINS-FRESH	MT				
COFFEE-GREEN	MT	82	96	264	233
COFFEE-ROASTED	MT				
COFFEE-SOLUBLE,EXTRACTS	MT				
COCOA BEANS	MT	594	1482	1926	3576
COCOA BUTTER	MT				
COCOA-CAKE,POWDER,ETC	MT				
CHOCOLATE PREPARATIONS	MT	0	2	0	3
TEA-CRUDE OR PREPARED	MT				
SPICES	MT	30	12	115	71
ALLIED GUMS	MT				
RUBBER-CRUDE	MT				
RUBBER-LATEX	MT				
RUBBER-DRY FORM	MT				
SILK-RAW	MT				
WOOL-UNMFD,FREE	MT				
FIBERS-EX COTTON,JUTE	MT				
OILS-ESSENTIAL	MT	29	7	596	169
DRUGS	MT				
OTHER COMPLEMENTARY	NA	---	---	3	1
SUPPLEMENTARY	NA	---	---	2924	2209
ANIMALS & ANIMAL PRODS	NA	---	---	7	11
ANIMALS-LIVE,EX PLTRY	NA	---	---	0	10
CATTLE-DUTIABLE	1NO				
MEATS AND MEAT PRODS	MT				
MEATS-P,L,BA-482	MT				
MEATS-FRESH,FROZEN	MT				
BEEF AND VEAL	MT				
PORK	MT				
MEATS-PREP,PRES	MT				
BEEF AND VEAL	MT				
PORK	MT				
MUTTON,GOAT, & LAMB	MT				
POULTRY & PRODUCTS	NA	---	---		
DAIRY PRODUCTS	NA	---	---		
NONFAT DRY MILK	MT				
CHEESE	MT				
CASEIN AND MIXTURES	MT				
FATS OILS AND GREASES	MT				
HIDES AND SKINS	NA	---	---		
SHEEP & LAMB SKINS	MT				
FURSKINS	NA	---	---		
WOOL-UNMD,EX FREE	MT				
SAUSAGE CASINGS	NA	---	---		
OTHER ANIMAL PRODUCTS	NA	---	---	7	1
VEGETABLE PRODUCTS	NA	---	---	2917	2197
GRAINS AND PREPS	NA	---	---	189	138
WHEAT-EX SEED,FD	MT				
BARLEY	MT				
BISCUITS,WAFERS	MT				
FRUITS AND PREPS	NA	---	---	21	0
FRESH OR FROZEN	MT				
STRAWBERRIES	MT				
PREPARED OR PRES	MT	2	0	1	0
PINEAPPLES	MT				
FRUIT JUICES	MLT	24	0	20	0
NUTS AND PREPS	NA	---	---	5	0
VEGETABLES AND PREPS	NA	---	---	130	86
FRESH OR FROZEN	NA	---	---	31	27
TOMATOES	MT				
PREPARED OR PRES	NA	---	---	100	59
OLIVES	MLT				
MUSHROOMS,CANNED	MT				
HOPS & EXTRACT EQ	MT				
SUGAR AND REL PRODS	NA	---	---	2535	1963
SUGAR-CANE,BEET	MT				
MOLASSES INEDIBLE	MT	28757	12749	2509	1916
CONFECTIONERY PRODS	MT				
SPICES	MT				
TOBACCO,UNMFD	MT	18	0	32	0
TOBACCO-FILLER	MT				
TOBACCO-SCRAP	MT	18	0	32	0
BEVERGES EX FR JUICE	MLT	0	0	2	1
[illegible]	MLT				
MALT BEVERAGES	MLT				
[illegible] & FODDERS	NA	---	---		
OILSEEDS AND PRODS	NA	---	---	0	0
OILSEEDS & OILNUTS	MT				
FLAXSEED	MT				
SESAME SEED	MT				
OILS AND WAXES-VEG	MT	0	0	0	0
CASTOR OIL	MT				
COCONUT OIL	MT				
OLIVE OIL	MT				
PALM OIL	MT				
PALM KERNEL OIL	MT				
OILCAKE AND MEAL	MT				
COTTON,EX LINTERS	MT				
COTTON LINTERS	MT				
SEEDS,FIELD & GARDEN	NA	---	---		
NURSERY STOCK	NA	---	---		
OTHER VEG PRODUCTS	NA	---	---	2	9

TABLE 4--U.S. AGRICULTURAL IMPORTS: QUANTITY AND VALUE, COUNTRY BY COMMODITY GROUP, FISCAL YEARS 1980 AND 1981

COUNTRY AND COMMODITY GROUP	UNIT	QUANTITY 1980	QUANTITY 1981	VALUE 1980 $1,000	VALUE 1981 $1,000
301 COLOMBIA		---	---	1060836	682500
COMPLEMENTARY	NA	---	---	915190	447675
BANANAS-FRESH	MT	228538	267191	39592	55977
PLANTAINS-FRESH	MT	22594	24975	4216	5318
COFFEE-GREEN	MT	222723	117943	842865	378642
COFFEE-ROASTED	MT	4709	233	18336	860
COFFEE-SOLUBLE,EXTRACTS	MT	219	383	2316	3277
COCOA BEANS	MT	326	0	865	0
COCOA BUTTER	MT	770	685	4857	3598
COCOA-CAKE,POWDER,ETC	MT	131	306	126	129
CHOCOLATE PREPARATIONS	MT	731	238	1846	387
TEA-CRUDE OR PREPARED	MT	0	40	0	76
SPICES	MT	13	1	24	5
ALLIED GUMS	MT				
RUBBER-CRUDE	MT				
RUBBER-LATEX	MT				
RUBBER-DRY FORM	MT				
SILK-RAW	MT				
WOOL-UNMFD,FREE	MT				
FIBERS-EX COTTON,JUTE	MT	16	0	6	0
OILS-ESSENTIAL	MT				
DRUGS	MT	19	0	18	0
OTHER COMPLEMENTARY	NA	---	---	123	6
SUPPLEMENTARY	NA	---	---	145547	234826
ANIMALS & ANIMAL PRODS	NA	---	---	964	1411
ANIMALS-LIVE,EX PLTRY	NA	---	---	131	31
CATTLE-DUTIABLE	NO				
MEATS AND MEAT PRODS	MT				
MEATS-P.L.88-482	MT				
MEATS-FRESH,FROZEN	MT				
BEEF AND VEAL	MT				
PORK	MT				
MEATS-PREP,PRES	MT				
BEEF AND VEAL	MT				
PORK	MT				
MUTTON,GOAT, & LAMB	MT				
POULTRY & PRODUCTS	NA	---	---		
DAIRY PRODUCTS	NA	---	---		
NONFAT DRY MILK	MT				
CHEESE	MT				
CASEIN AND MIXTURES	MT				
FATS OILS AND GREASES	MT				
HIDES AND SKINS	NA	---	---	0	20
SHEEP & LAMB SKINS	MT				
FURSKINS	NA	---	---		
WOOL-UNMFD,EX FREE	MT				
SAUSAGE CASINGS	NA	---	---		
OTHER ANIMAL PRODUCTS	NA	---	---	732	1360
VEGETABLE PRODUCTS	NA	---	---	144783	233414
GRAINS AND PREPS	NA	---	---	3168	2745
WHEAT-EX SEED,EQ	MT				
BARLEY	MT				
BISCUITS,WAFERS	MT	1271	624	1198	735
FRUITS AND PREPS	NA	---	---	148	311
FRESH OR FROZEN	MT	139	89	54	55
STRAWBERRIES	MT				
PREPARED OR PRES	MT	78	234	94	257
PINEAPPLES	MT	3	0	4	0
FRUIT JUICES	MLT				
NUTS AND PREPS	NA	---	---	4	0
VEGETABLES AND PREPS	NA	---	---	2048	4061
FRESH OR FROZEN	NA	---	---	1105	1634
TOMATOES	MT				
PREPARED OR PRES	NA	---	---	944	2427
OLIVES	MLT				
MUSHROOMS,CANNED	MT				
HOPS & EXTRACT EQ	MT				
SUGAR AND REL PRODS	NA	---	---	55750	135068
SUGAR-CANE,BEET	MT	134095	174728	54135	119679
MOLASSES INEDIBLE	MT	78894	170034	8605	12651
CONFECTIONERY PRODS	MT	3484	2794	2962	2723
SPICES	MT				
TOBACCO,UNMFD	MT	1494	1394	2518	2748
TOBACCO-FILLER	MT	0	89	0	146
TOBACCO-SCRAP	MT	1341	1235	2397	2567
BEVERGES EX FR JUICE	MLT	41	87	31	59
WINE	MLT	0	0	0	1
MALT BEVERAGES	MLT	26	17	19	15
FEEDS & FODDERS	NA	---	---		
OILSEEDS AND PRODS	NA	---	---	32	19
OILSEEDS & OILNUTS	MT	1	0	0	0
FLAXSEED	MT				
SESAME SEED	MT	1	0	0	0
OILS AND WAXES-VEG	MT	9	5	32	19
CASTOR OIL	MT				
COCONUT OIL	MT				
OLIVE OIL	MT				
PALM OIL	MT				
PALM KERNEL OIL	MT				
OILCAKE AND MEAL	MT				
COTTON,EX LINTERS	MT				
COTTON LINTERS	MT	16	0	5	0
SEEDS,FIELD & GARDEN	NA	---	---	9	8
NURSERY STOCK, CUT FLOWERS	NA	---	---	71071	88305
OTHER VEG PRODUCTS	NA	---	---	7	0

TABLE 4--U.S. AGRICULTURAL IMPORTS: QUANTITY AND VALUE, COUNTRY BY COMMODITY GROUP, FISCAL YEARS 1980 AND 1981

COUNTRY AND COMMODITY GROUP	UNIT	QUANTITY 1980	QUANTITY 1981	VALUE 1980 $1,000	VALUE 1981 $1,000
307 VENEZUELA		---	---	19501	13131
COMPLEMENTARY	NA	---	---	15915	10904
BANANAS-FRESH	MT	0	2234	0	299
PLANTAINS-FRESH	MT	214	0	87	0
COFFEE-GREEN	MT	2206	1511	8554	4327
COFFEE-ROASTED	MT	39	1	119	8
COFFEE-SOLUBLE,EXTRACTS	MT				
COCOA BEANS	MT	846	1512	2649	4040
COCOA BUTTER	MT	442	348	2680	1844
COCOA-CAKE,POWDER,ETC	MT	85	3	67	0
CHOCOLATE PREPARATIONS	MT	540	150	1543	382
TEA-CRUDE OR PREPARED	MT				
SPICES	MT	0	0	1	0
ALLIED GUMS	MT				
RUBBER-CRUDE	MT				
RUBBER-LATEX	MT				
RUBBER-DRY FORM	MT				
SILK-RAW	MT				
WOOL-UNMFD,FREE	MT				
FIBERS-EX COTTON,JUTE	MT				
OILS-ESSENTIAL	MT	3	3	15	9
DRUGS	MT	0	1	0	1
OTHER COMPLEMENTARY	NA	---	---	0	4
SUPPLEMENTARY	NA	---	---	3686	2227
ANIMALS & ANIMAL PRODS	NA	---	---	1703	796
ANIMALS-LIVE,EX PLTRY	NA	---	---	1265	552
CATTLE-DUTIABLE	MNO				
MEATS AND MEAT PRODS	MT				
* MEATS-P.L.88-482	MT				
MEATS-FRESH,FROZEN	MT				
BEEF AND VEAL	MT				
PORK	MT				
MEATS-PREP,PRES	MT				
BEEF AND VEAL	MT				
PORK	MT				
MUTTON,GOAT, & LAMB	MT				
POULTRY & PRODUCTS	NA	---	---	276	0
DAIRY PRODUCTS	NA	---	---		
NONFAT DRY MILK	MT				
CHEESE	MT				
CASEIN AND MIXTURES	MT				
FATS OILS AND GREASES	MT				
HIDES AND SKINS	NA	---	---		
SHEEP & LAMB SKINS	MT				
FURSKINS	NA	---	---		
WOOL-UMD,EX FREE	MT				
SAUSAGE CASINGS	NA	---	---		
OTHER ANIMAL PRODUCTS	NA	---	---	168	244
VEGETABLE PRODUCTS	NA	---	---	1984	1431
GRAINS AND PREPS	NA	---	---	100	6
WHEAT-EX SEED,FD	MT				
BARLEY	MT				
BISCUITS,WAFERS	MT	0	0	1	0
FRUITS AND PREPS	NA	---	---	266	276
FRESH OR FROZEN	MT	367	214	263	276
STRAWBERRIES	MT				
PREPARED OR PRES	MT	3	0	3	0
PINEAPPLES	MT	3	0	3	0
FRUIT JUICES	MLT				
NUTS AND PREPS	NA	---	---	3	0
VEGETABLES AND PREPS	NA	---	---	1348	822
FRESH OR FROZEN	NA	---	---		
TOMATOES	MT				
PREPARED OR PRES	NA	---	---	1348	822
OLIVES	MLT				
MUSHROOMS,CANNED	MT				
HOPS & EXTRACT EQ	MT				
SUGAR AND REL PRODS	NA	---	---	0	0
SUGAR-CANE,BEET	MT	3	0	0	0
MOLASSES INEDIBLE	MT				
CONFECTIONERY PRODS	MT				
SPICES	MT				
TOBACCO,UNMFD	MT	115	665	232	265
TOBACCO-FILLER	MT	1	186	3	172
TOBACCO-SCRAP	MT	64	25	174	28
BEVERGES EX FR JUICE	MLT	0	0	0	0
WINE	MLT				
MALT BEVERAGES	MLT	0	0	0	0
FEEDS & FODDERS	NA	---	---		
OILSEEDS AND PRODS	NA	---	---	9	0
OILSEEDS & OILNUTS	MT	6	0	9	0
FLAXSEED	MT				
SESAME SEED	MT				
OILS AND WAXES-VEG	MT				
CASTOR OIL	MT				
COCONUT OIL	MT				
OLIVE OIL	MT				
PALM OIL	MT				
PALM KERNEL OIL	MT				
OILCAKE AND MEAL	MT				
COTTON,EX LINTERS	MT				
COTTON LINTERS	MT				
SEEDS,FIELD & GARDEN	NA	---	---	4	26
NURSERY STOCK	NA	---	---	9	17
OTHER VEG PRODUCTS	NA	---	---	11	22

TABLE 4--U.S. AGRICULTURAL IMPORTS: QUANTITY AND VALUE, COUNTRY BY COMMODITY GROUP, FISCAL YEARS 1980 AND 1981

COUNTRY AND COMMODITY GROUP	UNIT	QUANTITY 1980	QUANTITY 1981	VALUE 1980 $1,000	VALUE 1981 $1,000
312 GUYANA		---	---	18004	47099
COMPLEMENTARY	NA	---	---	528	478
BANANAS-FRESH	MT				
PLANTAINS-FRESH	MT				
COFFEE-GREEN	MT	114	143	497	430
COFFEE-ROASTED	MT				
COFFEE-SOLUBLE,EXTRACTS	MT				
COCOA BEANS	MT				
COCOA BUTTER	MT				
COCOA-CAKE,POWDER,ETC	MT				
CHOCOLATE PREPARATIONS	MT				
TEA-CRUDE OR PREPARED	MT				
SPICES	MT	10	22	31	48
ALLIED GUMS	MT				
RUBBER-CRUDE	MT				
RUBBER-LATEX	MT				
RUBBER-DRY FORM	MT				
SILK-RAW	MT				
WOOL-UNMFD,FREE	MT				
FIBERS-EX COTTON,JUTE	MT				
OILS-ESSENTIAL	MT				
DRUGS	MT				
OTHER COMPLEMENTARY	NA	---	---		
SUPPLEMENTARY	NA	---	---	17476	46612
ANIMALS & ANIMAL PRODS	NA	---	---		
ANIMALS-LIVE,EX PLTRY	NA	---	---		
CATTLE-DUTIABLE	NO				
MEATS AND MEAT PRODS	MT				
MEATS-P.L.88-482	MT				
MEATS-FRESH,FROZEN	MT				
BEEF AND VEAL	MT				
PORK	MT				
MEATS-PREP,PRES	MT				
BEEF AND VEAL	MT				
PORK	MT				
MUTTON,GOAT, & LAMB	MT				
POULTRY & PRODUCTS	NA	---	---		
DAIRY PRODUCTS	NA	---	---		
NONFAT DRY MILK	MT				
CHEESE	MT				
CASEIN AND MIXTURES	MT				
FATS OILS AND GREASES	MT				
HIDES AND SKINS	NA	---	---		
SHEEP & LAMB SKINS	MT				
FURSKINS	NA	---	---		
WOOL-UMD,EX FREE	MT				
SAUSAGE CASINGS	NA	---	---		
OTHER ANIMAL PRODUCTS	NA	---	---		
VEGETABLE PRODUCTS	NA	---	---	17476	46612
GRAINS AND PREPS	NA	---	---		
WHEAT-EX SEED,FD	MT				
BARLEY	MT				
BISCUITS,WAFERS	MT				
FRUITS AND PREPS	NA	---	---	3	0
FRESH OR FROZEN	MT				
STRAWBERRIES	MT				
PREPARED OR PRES	MT	2	0	3	0
PINEAPPLES	MT				
FRUIT JUICES	MLT				
NUTS AND PREPS	NA	---	---		
VEGETABLES AND PREPS	NA	---	---	1	9
FRESH OR FROZEN	NA	---	---		
TOMATOES	MT				
PREPARED OR PRES	NA	---	---	1	9
OLIVES	MLT				
MUSHROOMS,CANNED	MT				
HOPS & EXTRACT EQ	MT				
SUGAR AND REL PRODS	NA	---	---	17473	46561
SUGAR-CANE,BEET	MT	39926	63229	15274	43756
MOLASSES INEDIBLE	MT	25389	26119	2199	2805
CONFECTIONERY PRODS	MT				
SPICES	MT				
TOBACCO,UNMFD	MT				
TOBACCO-FILLER	MT				
TOBACCO-SCRAP	MT				
BEVERGES EX FR JUICE	MLT	3	31	0	21
WINE	MLT	0	0	0	0
MALT BEVERAGES	MLT				
FEEDS & FODDERS	NA	---	---		
OILSEEDS AND PRODS	NA	---	---	0	5
OILSEEDS & OILNUTS	MT				
FLAXSEED	MT				
SESAME SEED	MT				
OILS AND WAXES-VEG	MT	0	6	0	5
CASTOR OIL	MT				
COCONUT OIL	MT				
OLIVE OIL	MT				
PALM OIL	MT				
PALM KERNEL OIL	MT				
OILCAKE AND MEAL	MT				
COTTON,EX LINTERS	MT				
COTTON LINTERS	MT				
SEEDS,FIELD & GARDEN	NA	---	---		
NURSERY STOCK	NA	---	---	0	11
OTHER VEG PRODUCTS	NA	---	---	0	6

TABLE 4--U.S. AGRICULTURAL IMPORTS: QUANTITY AND VALUE, COUNTRY BY COMMODITY GROUP, FISCAL YEARS 1980 AND 1981

COUNTRY AND COMMODITY GROUP	UNIT	QUANTITY 1980	QUANTITY 1981	VALUE 1980 $1,000	VALUE 1981 $1,000
331 ECUADOR		---	---	359048	339782
COMPLEMENTARY	NA	---	---	329479	298674
BANANAS-FRESH	MT	509575	550631	88729	102634
PLANTAINS-FRESH	MT	27228	32746	4550	5827
COFFEE-GREEN	MT	29591	43149	104534	99076
COFFEE-ROASTED	MT	210	13	714	43
COFFEE-SOLUBLE,EXTRACTS	MT	755	1749	5839	8951
COCOA BEANS	MT	8819	7843	22952	14745
COCOA BUTTER	MT	2363	3215	14253	15553
COCOA-CAKE,POWDER,ETC	MT	4550	5115	6282	4306
CHOCOLATE PREPARATIONS	MT	20885	15508	72076	39674
TEA-CRUDE OR PREPARED	MT	1320	803	1379	993
SPICES	MT	8	45	8	29
ALLIED GUMS	MT				
RUBBER-CRUDE	MT				
RUBBER-LATEX	MT				
RUBBER-DRY FORM	MT				
SILK-RAW	MT				
WOOL-UNMFD,FREE	MT				
FIBERS-EX COTTON,JUTE	MT	7215	5985	6259	5405
OILS-ESSENTIAL	MT				
DRUGS	MT	5	7	176	483
OTHER COMPLEMENTARY	NA	---	---	1429	953
SUPPLEMENTARY	NA	---	---	29569	41108
ANIMALS & ANIMAL PRODS	NA	---	---	2	101
ANIMALS-LIVE,EX PLTRY	NA	---	---	1	101
CATTLE-DUTIABLE	NO				
MEATS AND MEAT PRODS	MT				
MEATS-P.L.88-482	MT				
MEATS-FRESH,FROZEN	MT				
BEEF AND VEAL	MT				
PORK	MT				
MEATS-PREP,PRES	MT				
BEEF AND VEAL	MT				
PORK	MT				
MUTTON,COAT, & LAMB	MT				
POULTRY & PRODUCTS	NA	---	---		
DAIRY PRODUCTS	NA	---	---		
NONFAT DRY MILK	MT				
CHEESE	MT				
CASEIN AND MIXTURES	MT				
FATS OILS AND GREASES	MT				
HIDES AND SKINS	NA	---	---	1	
SHEEP & LAMB SKINS	MT				
FURSKINS	NA	---	---		
WOOL-UNMFD,EX FREE	MT				
SAUSAGE CASINGS	NA	---	---		
OTHER ANIMAL PRODUCTS	NA	---	---		
VEGETABLE PRODUCTS	NA	---	---	29567	41007
GRAINS AND PREPS	NA	---	---	7	17
WHEAT-EX SEED,FD	MT				
BARLEY	MT				
BISCUITS,WAFERS	MT	0	0	0	0
FRUITS AND PREPS	NA	---	---	776	766
FRESH OR FROZEN	MT	1365	1593	617	576
STRAWBERRIES	MT				
PREPARED OR PRES	MT	350	485	159	190
PINEAPPLES	MT				
FRUIT JUICES	MLT				
NUTS AND PREPS	NA	---	---		
VEGETABLES AND PREPS	NA	---	---	229	276
FRESH OR FROZEN	NA	---	---	23	13
TOMATOES	MT				
PREPARED OR PRES	NA	---	---	206	263
OLIVES	MLT				
MUSHROOMS CANNED	MT				
HOPS & EXTRACT EQ	MT				
SUGAR AND REL PRODS	NA	---	---	27141	37728
SUGAR-CANE,BEET	MT	56697	44600	23011	33612
MOLASSES INEDIBLE	MT	66691	48671	4126	4116
CONFECTIONERY PRODS	MT				
SPICES	MT				
TOBACCO,UNMFD	MT	131	75	525	412
TOBACCO-FILLER	MT	51	42	171	161
TOBACCO-SCRAP	MT	55	0	139	0
BEVERGES EX FR JUICE	MLT	0	46	0	20
WINE	MLT				
MALT BEVERAGES	MLT	0	46	0	20
SEEDS & FODDERS	NA	---	---	118	0
OILSEEDS AND PRODS	NA	---	---	641	1004
OILSEEDS & OILNUTS	MT				
FLAXSEED	MT				
SESAME SEED	MT				
OILS AND WAXES-VEG	MT	552	1101	641	1004
CASTOR OIL	MT	552	1101	641	1004
COCONUT OIL	MT				
OLIVE OIL	MT				
PALM OIL	MT				
PALM KERNEL OIL	MT				
OILCAKE AND MEAL	MT				
COTTON,EX LINTERS	MT				
COTTON LINTERS	MT				
SEEDS,FIELD & GARDEN	NA	---	---	1	1
NURSERY STOCK	NA	---	---	110	149
OTHER VEG PRODUCTS	NA	---	---	20	635

TABLE 4--U.S. AGRICULTURAL IMPORTS: QUANTITY AND VALUE, COUNTRY BY COMMODITY GROUP, FISCAL YEARS 1980 AND 1981

COUNTRY AND COMMODITY GROUP	UNIT	QUANTITY 1980	QUANTITY 1981	VALUE 1980 $1,000	VALUE 1981 $1,000
333 PERU		---	---	221115	108800
COMPLEMENTARY	NA	---	---	191644	103328
BANANAS-FRESH	MT	1514	0	229	0
PLANTAINS-FRESH	MT	319	0	38	0
COFFEE-GREEN	MT	45445	36600	176810	88664
COFFEE-ROASTED	MT	0	1	0	4
COFFEE-SOLUBLE,EXTRACTS	MT	77	26	487	178
COCOA BEANS	MT	555	566	1663	1135
COCOA BUTTER	MT	325	1091	2140	5507
COCOA-CAKE,POWDER,ETC	MT	120	120	155	55
CHOCOLATE PREPARATIONS	MT	2332	2207	7561	5682
TEA-CRUDE OR PREPARED	MT	0	17	0	18
SPICES	MT	2	1	2	1
ALLIED GUMS	MT				
RUBBER-CRUDE	MT				
RUBBER-LATEX	MT				
RUBBER-DRY FORM	MT				
SILK-RAW	MT				
WOOL-UNMFD,FREE	MT				
FIBERS-EX COTTON,JUTE	MT				
OILS-ESSENTIAL	MT	40	62	1097	1540
DRUGS	MT	1284	606	1460	527
OTHER COMPLEMENTARY	NA	---	---	3	18
SUPPLEMENTARY	NA	---	---	29471	5472
ANIMALS & ANIMAL PRODS	NA	---	---	410	975
ANIMALS-LIVE,EX PLTRY	NA	---	---	53	739
CATTLE-DUTIABLE	MNO				
MEATS AND MEAT PRODS	MT	7	6	22	18
MEATS-P.L.R8-482	MT				
MEATS-FRESH,FROZEN	MT	0	6	0	18
BEEF AND VEAL	MT				
PORK	MT				
MEATS-PREP,PRES	MT	7	0	22	0
BEEF AND VEAL	MT	7	0	21	0
PORK	MT				
MUTTON,GOAT, & LAMB	MT				
POULTRY & PRODUCTS	NA	---	---		
DAIRY PRODUCTS	NA	---	---		
NONFAT DRY MILK	MT				
CHEESE	MT				
CASEIN AND MIXTURES	MT				
FATS OILS AND GREASES	MT				
HIDES AND SKINS	NA	---	---	213	25
SHEEP & LAMB SKINS	MT	J	0	2	0
FURSKINS	NA	---	---	0	2
WOOL-UNMFD,EX FREE	MT				
SAUSAGE CASINGS	NA	---	---		
OTHER ANIMAL PRODUCTS	NA	---	---	122	193
VEGETABLE PRODUCTS	NA	---	---	29061	4497
GRAINS AND PREPS	NA	---	---	15	12
WHEAT-EX SEED,ED	MT				
BARLEY	MT				
BISCUITS,WAFERS	MT	4	7	13	8
FRUITS AND PREPS	NA	---	---	42	176
FRESH OR FROZEN	MT	96	276	28	68
STRAWBERRIES	MT				
PREPARED OR PRES	MT				
PINEAPPLES	MT				
FRUIT JUICES	MLT	11	144	13	88
NUTS AND PREPS	NA	---	---	1652	674
VEGETABLES AND PREPS	NA	---	---	1420	2357
FRESH OR FROZEN	NA	---	---	518	310
TOMATOES	MT				
PREPARED OR PRES	NA	---	---	902	2047
OLIVES	MLT	30	35	28	40
MUSHROOMS,CANNED	MT				
HOPS & EXTRACT EQ	MT				
SUGAR AND REL PRODS	NA	---	---	25023	13
SUGAR-CANE,BEET	MT	70850	1	23297	0
MOLASSES INEDIBLE	MT	19243	0	1669	0
CONFECTIONERY PRODS	MT	5	0	6	0
SPICES	MT	1	0	3	0
TOBACCO,UNMFD	MT	0	0	0	1
TOBACCO-FILLER	MT	0	0	0	1
TOBACCO-SCRAP	MT				
BEVERGES EX FR JUICE	MLT	128	79	69	45
WINE	MLT				
MALT BEVERAGES	MLT	124	79	67	45
FEEDS & FODDERS	NA	---	---	26	0
OILSEEDS AND PRODS	NA	---	---	69	1
OILSEEDS & OILNUTS	MT	10	5	9	1
FLAXSEED	MT				
SESAME SEED	MT	10	0	9	0
OILS AND WAXES-VEG	MT				
CASTOR OIL	MT				
COCONUT OIL	MT				
OLIVE OIL	MT				
PALM OIL	MT				
PALM KERNEL OIL	MT				
OILCAKE AND MEAL	MT	38	0	59	0
COTTON,EX LINTERS	MT	136	5	408	16
COTTON LINTERS	MT				
SEEDS,FIELD & GARDEN	NA	---	---	2	1
NURSERY STOCK	NA	---	---	277	1118
OTHER VEG PRODUCTS	NA	---	---	56	88

TABLE 4--U.S. AGRICULTURAL IMPORTS: QUANTITY AND VALUE, COUNTRY BY COMMODITY GROUP, FISCAL YEARS 1980 AND 1981

COUNTRY AND COMMODITY GROUP	UNIT	QUANTITY 1980	QUANTITY 1981	VALUE 1980 $1,000	VALUE 1981 $1,000
335 BOLIVIA		---	---	27502	15836
COMPLEMENTARY	NA	---	---	5878	2874
BANANAS-FRESH	MT	0	1870	0	416
PLANTAINS-FRESH	MT				
COFFEE-GREEN	MT	1406	87	4837	1997
COFFEE-ROASTED	MT				
COFFEE-SOLUBLE,EXTRACTS	MT				
COCOA BEANS	MT				
COCOA BUTTER	MT	138	80	781	461
COCOA-CAKE,POWDER,ETC	MT	136	3	291	0
CHOCOLATE PREPARATIONS	MT	18	0	59	0
TEA-CRUDE OR PREPARED	MT				
SPICES	MT				
ALLIED GUMS	MT				
RUBBER-CRUDE	MT				
RUBBER-LATEX	MT				
RUBBER-DRY FORM	MT				
SILK-RAW	MT				
WOOL-UNMFD,FREE	MT				
FIBERS-EX COTTON,JUTE	MT				
OILS-ESSENTIAL	MT				
DRUGS	MT				
OTHER COMPLEMENTARY	NA	---	---		
SUPPLEMENTARY	NA	---	---	21725	12964
ANIMALS & ANIMAL PRODS	NA	---	---	77	33
ANIMALS-LIVE,EX PLTRY	NA	---	---		
CATTLE-DUTIABLE	MNO				
MEATS AND MEAT PRODS	MT				
MEATS-P.L.88-482	MT				
MEATS-FRESH,FROZEN	MT				
BEEF AND VEAL	MT				
PORK	MT				
MEATS-PREP,PRES	MT				
BEEF AND VEAL	MT				
PORK	MT				
MUTTON,GOAT, & LAMB	MT				
POULTRY & PRODUCTS	NA	---	---		
DAIRY PRODUCTS	NA	---	---		
NONFAT DRY MILK	MT				
CHEESE	MT				
CASEIN AND MIXTURES	MT				
FATS OILS AND GREASES	MT				
HIDES AND SKINS	NA	---	---	1	16
SHEEP & LAMB SKINS	MT	0	0	1	0
FURSKINS	NA	---	---		
WOOL-UMD,EX FREE	MT	17	4	76	18
SAUSAGE CASINGS	NA	---	---		
OTHER ANIMAL PRODUCTS	NA	---	---		

COMMODITY GROUP	UNIT	QUANTITY 1980	QUANTITY 1981	VALUE 1980 $1,000	VALUE 1981 $1,000
VEGETABLE PRODUCTS	NA	---	---	21648	12931
GRAINS AND PREPS	NA	---	---		
WHEAT-EX SEED,FD	MT				
BARLEY	MT				
BISCUITS,WAFERS	MT				
FRUITS AND PREPS	NA	---	---	0	1
FRESH OR FROZEN	MT				
STRAWBERRIES	MT				
PREPARED OR PRES	MT	0	2	0	1
PINEAPPLES	MT				
FRUIT JUICES	MLT				
NUTS AND PREPS	NA	---	---	2429	2260
VEGETABLES AND PREPS	NA	---	---	7	0
FRESH OR FROZEN	NA	---	---	7	0
TOMATOES	MT	15	0	7	0
PREPARED OR PRES	NA	---	---		
OLIVES	MLT				
MUSHROOMS,CANNED	MT				
HOPS & EXTRACT EQ	MT				
SUGAR AND REL PRODS	NA	---	---	19208	10661
SUGAR-CANE,BEET	MT	53134	16298	19208	10661
MOLASSES INEDIBLE	MT				
CONFECTIONERY PRODS	MT				
SPICES	MT				
TOBACCO,UNMFD	MT				
TOBACCO-FILLER	MT				
TOBACCO-SCRAP	MT				
BEVERGES EX FR JUICE	MLT				
WINE	MLT				
MALT BEVERAGES	MLT				
FEEDS & FODDERS	NA	---	---		
OILSEEDS AND PRODS	NA	---	---		
OILSEEDS & OILNUTS	MT				
FLAXSEED	MT				
SESAME SEED	MT				
OILS AND WAXES-VEG	MT				
CASTOR OIL	MT				
COCONUT OIL	MT				
OLIVE OIL	MT				
PALM OIL	MT				
PALM KERNEL OIL	MT				
OILCAKE AND MEAL	MT				
COTTON,EX LINTERS	MT				
COTTON LINTERS	MT				
SEEDS,FIELD & GARDEN	NA	---	---		
NURSERY STOCK	NA	---	---	6	9
OTHER VEG PRODUCTS	NA	---	---		

TABLE 4--U.S. AGRICULTURAL IMPORTS: QUANTITY AND VALUE, COUNTRY BY COMMODITY GROUP, FISCAL YEARS 1980 AND 1981

COUNTRY AND COMMODITY GROUP	UNIT	QUANTITY 1980	QUANTITY 1981	VALUE 1980 $1,000	VALUE 1981 $1,000
337 CHILE		---	---	45420	66194
COMPLEMENTARY	NA	---	---	436	339
BANANAS-FRESH	MT				
PLANTAINS-FRESH	MT	3	0	2	0
COFFEE-GREEN	MT	35	0	122	0
COFFEE-ROASTED	MT	7	0	35	0
COFFEE-SOLUBLE,EXTRACTS	MT				
COCOA BEANS	MT				
COCOA BUTTER	MT				
COCOA-CAKE,POWDER,ETC	MT				
CHOCOLATE PREPARATIONS	MT				
TEA-CRUDE OR PREPARED	MT				
SPICES	MT	17	7	27	2
ALLIED GUMS	MT				
RUBBER-CRUDE	MT				
RUBBER-LATEX	MT				
RUBBER-DRY FORM	MT				
SILK-RAW	MT				
WOOL-UNMFD,FREE	MT	20	0	68	0
FIBERS-EX COTTON,JUTE	MT				
OILS-ESSENTIAL	MT				
DRUGS	MT	2	0	3	0
OTHER COMPLEMENTARY	NA	---	---	180	337
SUPPLEMENTARY	NA	---	---	44984	65856
ANIMALS & ANIMAL PRODS	NA	---	---	3354	4195
ANIMALS-LIVE,EX PLTRY	NA	---	---	746	1736
CATTLE-DUTIABLE	NO				
MEATS AND MEAT PRODS	MT				
MEATS-P.L.88-482	MT				
MEATS-FRESH,FROZEN	MT				
BEEF AND VEAL	MT				
PORK	MT				
MEATS-PREP,PRES	MT				
BEEF AND VEAL	MT				
PORK	MT				
MUTTON,GOAT, & LAMB	MT				
POULTRY & PRODUCTS	NA	---	---		
DAIRY PRODUCTS	NA	---	---		
NONFAT DRY MILK	MT				
CHEESE	MT				
CASEIN AND MIXTURES	MT				
FATS OILS AND GREASES	MT				
HIDES AND SKINS	NA	---	---	538	340
SHEEP & LAMB SKINS	MT	3	0	27	0
FURSKINS	NA	---	---	300	339
WOOL-UNMD,EX FREE	MT	435	628	1069	1411
SAUSAGE CASINGS	NA	---	---		
OTHER ANIMAL PRODUCTS	NA	---	---	909	708

COMMODITY GROUP	UNIT	QUANTITY 1980	QUANTITY 1981	VALUE 1980 $1,000	VALUE 1981 $1,000
VEGETABLE PRODUCTS	NA	---	---	41930	61661
GRAINS AND PREPS	NA	---	---	0	2
WHEAT-EX SEED,ED	MT				
BARLEY	MT				
BISCUITS,WAFERS	MT				
FRUITS AND PREPS	NA	---	---	35966	52345
FRESH OR FROZEN	MT	56574	70425	35328	50772
STRAWBERRIES	MT	2	0	4	0
PREPARED OR PRES	MT	240	6	224	14
PINEAPPLES	MT				
FRUIT JUICES	MLT	2056	8634	414	1559
NUTS AND PREPS	NA	---	---	0	4
VEGETABLES AND PREPS	NA	---	---	2647	4377
FRESH OR FROZEN	NA	---	---	564	690
TOMATOES	MT	10	0	8	0
PREPARED OR PRES	NA	---	---	2083	3686
OLIVES	MLT	71	0	71	0
MUSHROOMS,CANNED	MT				
HOPS & EXTRACT EQ	MT				
SUGAR AND REL PRODS	NA	---	---	750	257
SUGAR-CANE,BEET	MT				
MOLASSES INEDIBLE	MT	9787	0	750	0
CONFECTIONERY PRODS	MT				
SPICES	MT				
TOBACCO,UNMFD	MT	0	0	0	0
TOBACCO-FILLER	MT	0	0	0	0
TOBACCO-SCRAP	MT				
BEVERGES EX FR JUICE	MLT	638	1137	984	2097
WINE	MLT	638	1137	984	2097
MALT BEVERAGES	MLT				
FEEDS & FODDERS	NA	---	---	0	467
OILSEEDS AND PRODS	NA	---	---	0	192
OILSEEDS & OILNUTS	MT				
FLAXSEED	MT				
SESAME SEED	MT				
OILS AND WAXES-VEG	MT	0	203	0	192
CASTOR OIL	MT				
COCONUT OIL	MT				
OLIVE OIL	MT				
PALM OIL	MT				
PALM KERNEL OIL	MT				
OILCAKE AND MEAL	MT				
COTTON,EX LINTERS	MT				
COTTON LINTERS	MT				
SEEDS,FIELD & GARDEN	NA	---	---	1556	1912
NURSERY STOCK	NA	---	---	0	1
OTHER VEG PRODUCTS	NA	---	---	27	8

TABLE 4--U.S. AGRICULTURAL IMPORTS: QUANTITY AND VALUE, COUNTRY BY COMMODITY GROUP, FISCAL YEARS 1980 AND 1981

COUNTRY AND COMMODITY GROUP	UNIT	QUANTITY 1980	QUANTITY 1981	VALUE 1980 $1,000	VALUE 1981 $1,000
351 BRAZIL		---	---	1746508	2038755
COMPLEMENTARY	NA	---	---	1129121	1225076
BANANAS-FRESH	MT	0	132	0	15
PLANTAINS-FRESH	MT	0	79	0	12
COFFEE-GREEN	MT	158972	201708	666090	778053
COFFEE-ROASTED	MT	555	751	2792	3372
COFFEE-SOLUBLE,EXTRACTS	MT	24446	19498	197845	190087
COCOA BEANS	MT	21626	39169	60724	76303
COCOA BUTTER	MT	13100	16067	78995	85821
COCOA-CAKE,POWDER,ETC	MT	16395	17724	25539	12260
CHOCOLATE PREPARATIONS	MT	18420	14872	66675	40944
TEA-CRUDE OR PREPARED	MT	2728	3835	3790	5044
SPICES	MT	9152	17185	17115	26870
ALLIED GUMS	MT				
RUBBER-CRUDE	MT	242	8	380	10
RUBBER-LATEX	MT	0	4	0	5
RUBBER-DRY FORM	MT	242	4	380	4
SILK-RAW	MT	59	82	1612	2233
WOOL-UNMFD,FREE	MT	11	0	47	0
FIBERS-EX COTTON,JUTE	MT	2349	1726	935	717
OILS-ESSENTIAL	MT	594	538	5681	2448
DRUGS	MT	143	142	364	504
OTHER COMPLEMENTARY	NA	---	---	536	465
SUPPLEMENTARY	NA	---	---	617387	813678
ANIMALS & ANIMAL PRODS	NA	---	---	78755	90429
ANIMALS-LIVE,EX PLTRY	NA	---	---	128	145
CATTLE-DUTIABLE	NNO	0	0	88	0
MEATS AND MEAT PRODS	MT	21267	23966	72379	79547
MEATS-P.L.88-482	MT	0	1	0	2
MEATS-FRESH,FROZEN	MT	5	0	21	0
BEEF AND VEAL	MT				
PORK	MT				
MEATS-PREP,PRES	MT	21150	23899	71340	78755
BEEF AND VEAL	MT	21136	23899	71291	78755
PORK	MT				
MUTTON,GOAT, & LAMB	MT				
POULTRY & PRODUCTS	NA	---	---		
DAIRY PRODUCTS	NA	---	---	79	89
NONFAT DRY MILK	MT				
CHEESE	MT				
CASEIN AND MIXTURES	MT	30	33	79	89
FATS OILS AND GREASES	MT	2195	4394	2662	4418
HIDES AND SKINS	NA	---	---	16	215
SHEEP & LAMB SKINS	MT	0	16	0	206
FURSKINS	NA	---	---	0	8
WOOL-UNMD,EX FREE	MT	4	757	9	1834
SAUSAGE CASINGS	NA	---	---	569	717
OTHER ANIMAL PRODUCTS	NA	---	---	2914	3466

COMMODITY GROUP	UNIT	QUANTITY 1980	QUANTITY 1981	VALUE 1980 $1,000	VALUE 1981 $1,000
VEGETABLE PRODUCTS	NA	---	---	538632	723249
GRAINS AND PREPS	NA	---	---	1390	1663
WHEAT-EX SEED,ED	MT				
BARLEY	MT				
BISCUITS,WAFERS	MT	8	3	12	13
FRUITS AND PREPS	NA	---	---	66758	169836
FRESH OR FROZEN	MT	3	86	1	49
STRAWBERRIES	MT				
PREPARED OR PRES	MT	2585	1558	1530	1073
PINEAPPLES	MT				
FRUIT JUICES	MLT	376619	725008	65218	159714
NUTS AND PREPS	NA	---	---	57975	64341
VEGETABLES AND PREPS	NA	---	---	7443	9147
FRESH OR FROZEN	NA	---	---	73	471
TOMATOES	MT				
PREPARED OR PRES	NA	---	---	7370	8676
OLIVES	MLT				
MUSHROOMS,CANNED	MT				
HOPS & EXTRACT EQ	MT				
SUGAR AND REL PRODS	NA	---	---	307275	416307
SUGAR-CANE,BEET	MT	798253	663444	298091	391660
MOLASSES INEDIBLE	MT	37386	130781	3699	18149
CONFECTIONERY PRODS	MT	5484	5365	4599	5798
SPICES	MT				
TOBACCO,UNMFD	MT	21368	14080	38680	20460
TOBACCO-FILLER	MT	2657	6203	4459	11002
TOBACCO-SCRAP	MT	14828	2877	32841	7798
BEVERGES EX FR JUICE	MLT	379	5504	174	2782
WINE	MLT	287	1553	127	1463
MALT BEVERAGES	MLT	80	114	41	52
FEEDS & FODDERS	NA	---	---	800	362
OILSEEDS AND PRODS	NA	---	---	51342	44169
OILSEEDS & OILNUTS	MT	0	1618	0	2751
FLAXSEED	MT				
SESAME SEED	MT				
OILS AND WAXES-VEG	MT	47722	44063	51342	41412
CASTOR OIL	MT	38570	37593	39690	32353
COCONUT OIL	MT				
OLIVE OIL	MT	0	0	0	2
PALM OIL	MT				
PALM KERNEL OIL	MT				
OILCAKE AND MEAL	MT	0	22	0	5
COTTON,EX LINTERS	MT				
COTTON LINTERS	MT	9717	112	2842	33
SEEDS,FIELD & GARDEN	NA	---	---	352	515
NURSERY STOCK	NA	---	---	223	287
OTHER VEG PRODUCTS	NA	---	---	3386	2346

TABLE 4--U.S. AGRICULTURAL IMPORTS: QUANTITY AND VALUE, COUNTRY BY COMMODITY GROUP, FISCAL YEARS 1980 AND 1981

COUNTRY AND COMMODITY GROUP	UNIT	QUANTITY 1980	QUANTITY 1981	VALUE 1980 $1,000	VALUE 1981 $1,000
353 PARAGUAY		---	---	103470	45432
COMPLEMENTARY	NA	---	---	97533	21700
BANANAS-FRESH	MT				
PLANTAINS-FRESH	MT				
COFFEE-GREEN	MT	25702	8296	93512	18867
COFFEE-ROASTED	MT				
COFFEE-SOLUBLE,EXTRACTS	MT				
COCOA BEANS	MT	0	60	0	123
COCOA BUTTER	MT				
COCOA-CAKE,POWDER,ETC	MT	18	0	53	0
CHOCOLATE PREPARATIONS	MT				
TEA-CRUDE OR PREPARED	MT				
SPICES	MT				
ALLIED GUMS	MT				
RUBBER-CRUDE	MT				
RUBBER-LATEX	MT				
RUBBER-DRY FORM	MT				
SILK-RAW	MT				
WOOL-UNMFD,FREE	MT				
FIBERS-EX COTTON,JUTE	MT				
OILS-ESSENTIAL	MT	299	159	3968	2706
DRUGS	MT				
OTHER COMPLEMENTARY	NA	---	---	0	3
SUPPLEMENTARY	NA	---	---	5937	23733
ANIMALS & ANIMAL PRODS	NA	---	---	1322	2130
ANIMALS-LIVE,EX PLTRY	NA	---	---		
CATTLE-DUTIABLE	MNO				
MEATS AND MEAT PRODS	MT	29	0	80	0
MEATS-P.L.88-482	MT				
MEATS-FRESH,FROZEN	MT				
BEEF AND VEAL	MT				
PORK	MT				
MEATS-PREP,PRES	MT	29	0	80	0
BEEF AND VEAL	MT	29	0	80	0
PORK	MT				
MUTTON,GOAT, & LAMB	MT				
POULTRY & PRODUCTS	NA	---	---		
DAIRY PRODUCTS	NA	---	---		
NONFAT DRY MILK	MT				
CHEESE	MT				
CASEIN AND MIXTURES	MT				
FATS OILS AND GREASES	MT				
HIDES AND SKINS	NA	---	---	1219	2130
SHEEP & LAMB SKINS	MT				
FURSKINS	NA	---	---	10	87
WOOL-UNM,EX FREE	MT				
SAUSAGE CASINGS	NA	---	---		
OTHER ANIMAL PRODUCTS	NA	---	---	22	0
VEGETABLE PRODUCTS	NA	---	---	4615	21682
GRAINS AND PREPS	NA	---	---	501	150
WHEAT-EX SEED,ED	MT				
BARLEY	MT				
BISCUITS,WAFERS	MT				
FRUITS AND PREPS	NA	---	---		
FRESH OR FROZEN	MT				
STRAWBERRIES	MT				
PREPARED OR PRES	MT				
PINEAPPLES	MT				
FRUIT JUICES	MLT				
NUTS AND PREPS	NA	---	---		
VEGETABLES AND PREPS	NA	---	---		
FRESH OR FROZEN	NA	---	---		
TOMATOES	MT				
PREPARED OR PRES	NA	---	---		
OLIVES	MLT				
MUSHROOMS,CANNED	MT				
HOPS & EXTRACT EQ	MT				
SUGAR AND REL PRODS	NA	---	---	0	15778
SUGAR-CANE,BEET	MT	0	21964	0	15778
MOLASSES INEDIBLE	MT				
CONFECTIONERY PRODS	MT				
SPICES	MT				
TOBACCO,UNMFD	MT	1558	1673	1775	2146
TOBACCO-FILLER	MT	21	484	31	588
TOBACCO-SCRAP	MT	1386	1083	1726	1550
BEVERGES EX FR JUICE	MLT				
WINE	MLT				
MALT BEVERAGES	MLT				
FEEDS & FODDERS	NA	---	---		
OILSEEDS AND PRODS	NA	---	---	2338	3528
OILSEEDS & OILNUTS	MT				
FLAXSEED	MT				
SESAME SEED	MT				
OILS AND WAXES-VEG	MT	2000	3338	2338	3528
CASTOR OIL	MT				
COCONUT OIL	MT				
OLIVE OIL	MT				
PALM OIL	MT				
PALM KERNEL OIL	MT				
OILCAKE AND MEAL	MT				
COTTON,EX LINTERS	MT				
COTTON LINTERS	MT				
SEEDS,FIELD & GARDEN	NA	---	---		
NURSERY STOCK	NA	---	---	1	0
OTHER VEG PRODUCTS	NA	---	---		

TABLE 4--U.S. AGRICULTURAL IMPORTS: QUANTITY AND VALUE, COUNTRY BY COMMODITY GROUP, FISCAL YEARS 1980 AND 1981

COUNTRY AND COMMODITY GROUP	UNIT	QUANTITY 1980	QUANTITY 1981	VALUE 1980 $1,000	VALUE 1981 $1,000
355 URUGUAY					
COMPLEMENTARY		---	---	7819	14887
BANANAS-FRESH	NA	---	---	240	610
PLANTAINS-FRESH	MT				
COFFEE-GREEN	MT				
COFFEE-ROASTED	MT				
COFFEE-SOLUBLE,EXTRACTS	MT				
COCOA BEANS	MT				
COCOA BUTTER	MT				
COCOA-CAKE,POWDER,ETC	MT				
CHOCOLATE PREPARATIONS	MT				
TEA-CRUDE OR PREPARED	MT	0	0	0	0
SPICES	MT				
ALLIED GUMS	MT	0	0	0	0
RUBBER-CRUDE	MT				
RUBBER-LATEX	MT				
RUBBER-DRY FORM	MT				
SILK-RAW	MT				
WOOL-UNMFD,FREE	MT				
FIBERS-EX COTTON,JUTE	MT	0	11	0	26
OILS-ESSENTIAL	MT				
DRUGS	MT	3	3	31	56
OTHER COMPLEMENTARY	NA	49	90	199	527
SUPPLEMENTARY	NA	---	---	9	0
ANIMALS & ANIMAL PRODS	NA	---	---	7579	14278
ANIMALS-LIVE,EX PLTRY	NA	---	---	7155	13669
CATTLE-DUTIABLE	MNO			95	180
MEATS AND MEAT PRODS	MT	1146	1361	3784	4488
MEATS-P.L.88-482	MT				
MEATS-FRESH,FROZEN	MT				
BEEF AND VEAL	MT				
PORK	MT				
MEATS-PREP,PRES	MT	1146	1361	3784	4488
BEEF AND VEAL	MT	1146	1361	3784	4488
PORK	MT				
MUTTON,GOAT, & LAMB	MT				
POULTRY & PRODUCTS	NA	---	---		
DAIRY PRODUCTS	NA	---	---	171	0
NONFAT DRY MILK	MT				
CHEESE	MT				
CASEIN AND MIXTURES	MT	59	0	171	0
FATS OILS AND GREASES	MT				
HIDES AND SKINS	NA	---	---	383	274
SHEEP & LAMB SKINS	MT				
FURSKINS	NA	---	---	17	162
WOOL-UMD,EX FREE	MT	559	2451	1920	7232
SAUSAGE CASINGS	NA	---	---	8	36
OTHER ANIMAL PRODUCTS	NA	---	---	794	1459
VEGETABLE PRODUCTS	NA	---	---	424	609
GRAINS AND PREPS	NA	---	---	410	94
WHEAT-EX SEED,ED	MT				
BARLEY	MT				
BISCUITS,WAFERS	MT				
FRUITS AND PREPS	NA	---	---	0	325
FRESH OR FROZEN	MT				
STRAWBERRIES	MT				
PREPARED OR PRES	MT				
PINEAPPLES	MT				
FRUIT JUICES	MLT	0	2476	0	325
NUTS AND PREPS	NA	---	---		
VEGETABLES AND PREPS	NA	---	---	0	3
FRESH OR FROZEN	NA	---	---	0	3
TOMATOES	MT				
PREPARED OR PRES	NA	---	---		
OLIVES	MLT				
MUSHROOMS,CANNED	MT				
HOPS & EXTRACT EQ	MT				
SUGAR AND REL PRODS	NA	---	---		
SUGAR-CANE,BEET	MT				
MOLASSES INEDIBLE	MT				
CONFECTIONERY PRODS	MT				
SPICES	MT				
TOBACCO,UNMFD	MT	0	1	0	4
TOBACCO-FILLER	MT				
TOBACCO-SCRAP	MT	0	1	0	4
BEVERGES EX FR JUICE	MLT	0	32	0	19
WINE	MLT	0	32	0	19
MALT BEVERAGES	MLT				
FEEDS & FODDERS	NA	---	---	14	0
OILSEEDS AND PRODS	NA	---	---		
OILSEEDS & OILNUTS	MT				
FLAXSEED	MT				
SESAME SEED	MT				
OILS AND WAXES-VEG	MT				
CASTOR OIL	MT				
COCONUT OIL	MT				
OLIVE OIL	MT				
PALM OIL	MT				
PALM KERNEL OIL	MT				
OILCAKE AND MEAL	MT				
COTTON,EX LINTERS	MT				
COTTON LINTERS	MT				
SEEDS,FIELD & GARDEN	NA	---	---	0	164
NURSERY STOCK	NA	---	---		
OTHER VEG PRODUCTS	NA	---	---		

TABLE 4--U.S. AGRICULTURAL IMPORTS: QUANTITY AND VALUE, COUNTRY BY COMMODITY GROUP, FISCAL YEARS 1980 AND 1981

COUNTRY AND COMMODITY GROUP	UNIT	QUANTITY 1980	QUANTITY 1981	VALUE 1980 $1,000	VALUE 1981 $1,000
357 ARGENTINA		---	---	228574	494472
COMPLEMENTARY	NA	---	---	13868	15650
BANANAS-FRESH	MT				
PLANTAINS-FRESH	MT				
COFFEE-GREEN	MT				
COFFEE-ROASTED	MT				
COFFEE-SOLUBLE,EXTRACTS	MT	0	0	0	4
COCOA BEANS	MT				
COCOA BUTTER	MT				
COCOA-CAKE,POWDER,ETC	MT	8	0	8	0
CHOCOLATE PREPARATIONS	MT	16	0	30	0
TEA-CRUDE OR PREPARED	MT	8973	11494	7624	9910
SPICES	MT	338	38	133	11
ALLIED GUMS	MT				
RUBBER-CRUDE	MT				
RUBBER-LATEX	MT				
RUBBER-DRY FORM	MT				
SILK-RAW	MT				
WOOL-UNMFD,FREE	MT	1262	1136	4254	3764
FIBERS-EX COTTON,JUTE	MT				
OILS-ESSENTIAL	MT	53	60	743	390
DRUGS	MT	353	383	822	1231
OTHER COMPLEMENTARY	NA	---	---	254	340
SUPPLEMENTARY	NA	---	---	214706	478822
ANIMALS & ANIMAL PRODS	NA	---	---	141482	168995
ANIMALS-LIVE,EX PLTRY	NA	---	---	1924	3417
CATTLE-DUTIABLE	MNO				
MEATS AND MEAT PRODS	MT	31782	31811	117427	130918
MEATS-P.L.88-482	MT	220	23	1182	104
MEATS-FRESH,FROZEN	MT				
BEEF AND VEAL	MT				
PORK	MT				
MEATS-PREP,PRES	MT	31697	31519	116882	127423
BEEF AND VEAL	MT	31650	31504	116721	127364
PORK	MT	29	15	100	59
MUTTON,GOAT, & LAMB	MT				
POULTRY & PRODUCTS	NA	---	---		
DAIRY PRODUCTS	NA	---	---	5651	6863
NONFAT DRY MILK	MT				
CHEESE	MT	1260	1164	3674	3961
CASEIN AND MIXTURES	MT	744	1023	1977	2901
FATS OILS AND GREASES	MT	288	187	362	217
HIDES AND SKINS	NA	---	---	4648	5511
SHEEP & LAMB SKINS	MT	71	25	145	118
FURSKINS	NA	---	---	1545	4728
WOOL-UNMD,EX FREE	MT	2745	5755	7445	17075
SAUSAGE CASINGS	NA	---	---	1131	385
OTHER ANIMAL PRODUCTS	NA	---	---	2892	4609
VEGETABLE PRODUCTS	NA	---	---	73224	309826
GRAINS AND PREPS	NA	---	---	1932	1437
WHEAT-EX SEED,ED	MT				
BARLEY	MT				
BISCUITS,WAFERS	MT	306	41	281	47
FRUITS AND PREPS	NA	---	---	18857	32531
FRESH OR FROZEN	MT	31	50	5	62
STRAWBERRIES	MT				
PREPARED OR PRES	MT	266	318	246	456
PINEAPPLES	MT				
FRUIT JUICES	MLT	62979	178741	18607	32013
NUTS AND PREPS	NA	---	---	8	0
VEGETABLES AND PREPS	NA	---	---	248	872
FRESH OR FROZEN	NA	---	---	80	700
TOMATOES	MT				
PREPARED OR PRES	NA	---	---	168	172
OLIVES	MLT				
MUSHROOMS,CANNED	MT				
HOPS & EXTRACT EQ	MT				
SUGAR AND REL PRODS	NA	---	---	31554	230262
SUGAR-CANE,BEET	MT	78640	349949	28078	225072
MOLASSES INEDIBLE	MT	7556	0	1319	0
CONFECTIONERY PRODS	MT	1396	315	1629	491
SPICES	MT	0	0	2	0
TOBACCO,UNMFD	MT	4107	2281	4750	2046
TOBACCO-FILLER	MT	504	926	622	1390
TOBACCO-SCRAP	MT	2956	504	3930	398
BEVERGES EX FR JUICE	MLT	922	715	971	942
WINE	MLT	922	715	971	942
MALT BEVERAGES	MLT				
FEEDS & FODDERS	NA	---	---	78	694
OILSEEDS AND PRODS	NA	---	---	1420	27819
OILSEEDS & OILNUTS	MT	1	11640	6	22610
FLAXSEED	MT				
SESAME SEED	MT				
OILS AND WAXES-VEG	MT	1484	4793	1414	5209
CASTOR OIL	MT				
COCONUT OIL	MT				
OLIVE OIL	MT	33	69	60	121
PALM OIL	MT				
PALM KERNEL OIL	MT				
OILCAKE AND MEAL	MT				
COTTON,EX LINTERS	MT	0	0	0	0
COTTON LINTERS	MT	1750	0	479	0
SEEDS,FIELD & GARDEN	NA	---	---	12	1693
NURSERY STOCK	NA	---	---	1	0
OTHER VEG PRODUCTS	NA	---	---	12910	11530

TABLE 4--U.S. AGRICULTURAL IMPORTS: QUANTITY AND VALUE, COUNTRY BY COMMODITY GROUP, FISCAL YEARS 1980 AND 1981

COUNTRY AND COMMODITY GROUP	UNIT	QUANTITY 1980	QUANTITY 1981	VALUE 1980 $1,000	VALUE 1981 $1,000
400 ICELAND		---	---	2571	3275
COMPLEMENTARY	NA	---	---	5	0
BANANAS-FRESH	MT				
PLANTAINS-FRESH	MT				
COFFEE-GREEN	MT				
COFFEE-ROASTED	MT				
COFFEE-SOLUBLE,EXTRACTS	MT				
COCOA BEANS	MT				
COCOA BUTTER	MT				
COCOA-CAKE,POWDER,ETC	MT				
CHOCOLATE PREPARATIONS	MT				
TEA-CRUDE OR PREPARED	MT				
SPICES	MT				
ALLIED GUMS	MT				
RUBBER-CRUDE	MT				
RUBBER-LATEX	MT				
RUBBER-DRY FORM	MT				
SILK-RAW	MT				
WOOL-UNMFD,FREE	MT	1	0	5	0
FIBERS-EX COTTON,JUTE	MT				
OILS-ESSENTIAL	MT				
DRUGS	MT				
OTHER COMPLEMENTARY	NA	---	---		
SUPPLEMENTARY	NA	---	---	2566	3275
ANIMALS & ANIMAL PRODS	NA	---	---	2566	1293
ANIMALS-LIVE,EX PLTRY	NA	---	---		
CATTLE-DUTIABLE	MNO				
MEATS AND MEAT PRODS	MT	59	48	117	182
MEATS-P.L.88-482	MT				
MEATS-FRESH,FROZEN	MT	40	45	88	171
BEEF AND VEAL	MT				
PORK	MT				
MEATS-PREP,PRES	MT				
BEEF AND VEAL	MT				
PORK	MT				
MUTTON,GOAT, & LAMB	MT	19	3	29	11
POULTRY & PRODUCTS	NA	---	---		
DAIRY PRODUCTS	NA	---	---	2442	1106
NONFAT DRY MILK	MT				
CHEESE	MT	1461	620	2442	1106
CASEIN AND MIXTURES	MT				
FATS OILS AND GREASES	MT				
HIDES AND SKINS	NA	---	---	7	0
SHEEP & LAMB SKINS	MT	0	0	5	0
FURSKINS	NA	---	---		
WOOL-UNM,EX FREE	MT				
SAUSAGE CASINGS	NA	---	---		
OTHER ANIMAL PRODUCTS	NA	---	---	0	5

COMMODITY GROUP	UNIT	QUANTITY 1980	QUANTITY 1981	VALUE 1980 $1,000	VALUE 1981 $1,000
VEGETABLE PRODUCTS	NA	---	---	0	1982
GRAINS AND PREPS	NA	---	---		
WHEAT-EX SEED,ED	MT				
BARLEY	MT				
BISCUITS,WAFERS	MT				
FRUITS AND PREPS	NA	---	---		
FRESH OR FROZEN	MT				
STRAWBERRIES	MT				
PREPARED OR PRES	MT				
PINEAPPLES	MT				
FRUIT JUICES	MLT				
NUTS AND PREPS	NA	---	---	0	25
VEGETABLES AND PREPS	NA	---	---	0	2
FRESH OR FROZEN	NA	---	---		
TOMATOES	MT				
PREPARED OR PRES	NA	---	---	0	2
OLIVES	MLT				
MUSHROOMS,CANNED	MT				
HOPS & EXTRACT EQ	MT				
SUGAR AND REL PRODS	NA	---	---		
SUGAR-CANE,BEET	MT				
MOLASSES INEDIBLE	MT				
CONFECTIONERY PRODS	MT				
SPICES	MT				
TOBACCO,UNMFD	MT				
TOBACCO-FILLER	MT				
TOBACCO-SCRAP	MT				
BEVERGES EX FR JUICE	MLT				
WINE	MLT				
MALT BEVERAGES	MLT				
FEEDS & FODDERS	NA	---	---		
OILSEEDS AND PRODS	NA	---	---	0	1955
OILSEEDS & OILNUTS	MT	0	856	0	1955
FLAXSEED	MT				
SESAME SEED	MT				
OILS AND WAXES-VEG	MT				
CASTOR OIL	MT				
COCONUT OIL	MT				
OLIVE OIL	MT				
PALM OIL	MT				
PALM KERNEL OIL	MT				
OILCAKE AND MEAL	MT				
COTTON,EX LINTERS	MT				
COTTON LINTERS	MT				
SEEDS,FIELD & GARDEN	NA	---	---		
NURSERY STOCK	NA	---	---		
OTHER VEG PRODUCTS	NA	---	---		

TABLE 4--U.S. AGRICULTURAL IMPORTS: QUANTITY AND VALUE, COUNTRY BY COMMODITY GROUP, FISCAL YEARS 1980 AND 1981

COUNTRY AND COMMODITY GROUP	UNIT	QUANTITY 1980	QUANTITY 1981	VALUE 1980 $1,000	VALUE 1981 $1,000
401 SWEDEN		---	---	24336	27893
COMPLEMENTARY	NA	---	---	1324	2963
BANANAS-FRESH	MT				
PLANTAINS-FRESH	MT				
COFFEE-GREEN	MT				
COFFEE-ROASTED	MT	1	0	7	0
COFFEE-SOLUBLE,EXTRACTS	MT				
COCOA BEANS	MT				
COCOA BUTTER	MT	0	0	0	2
COCOA-CAKE,POWDER,ETC	MT	93	104	239	278
CHOCOLATE PREPARATIONS	MT	195	602	714	2129
TEA-CRUDE OR PREPARED	MT				
SPICES	MT	11	15	33	47
ALLIED GUMS	MT				
RUBBER-CRUDE	MT				
RUBBER-LATEX	MT				
RUBBER-DRY FORM	MT				
SILK-RAW	MT				
WOOL-UNMFD,FREE	MT				
FIBERS-EX COTTON,JUTE	MT				
OILS-ESSENTIAL	MT				
DRUGS	MT	10	19	196	406
OTHER COMPLENENTARY	NA	---	---	135	101
SUPPLEMENTARY	NA	---	---	23012	24930
ANIMALS & ANIMAL PRODS	NA	---	---	16298	17169
ANIMALS-LIVE,EX PLTRY	NA	---	---	1112	1253
CATTLE-DUTIABLE	MNO				
MEATS AND MEAT PRODS	MT	52	17	188	66
MEATS-P.L.88-482	MT				
MEATS-FRESH,FROZEN	MT	0	0	0	1
BEEF AND VEAL	MT				
PORK	MT				
MEATS-PREP,PRES	MT	52	17	188	65
BEEF AND VEAL	MT				
PORK	MT	52	17	188	65
MUTTON,GOAT, & LAMB	MT				
POULTRY & PRODUCTS	NA	---	---		
DAIRY PRODUCTS	NA	---	---	4043	3279
NONFAT DRY MILK	MT				
CHEESE	MT	1617	1170	4015	3061
CASEIN AND MIXTURES	MT	0	54	0	139
FATS OILS AND GREASES	MT	0	20	6	20
HIDES AND SKINS	NA	---	---	8623	9411
SHEEP & LAMB SKINS	MT				
FURSKINS	NA	---	---	8138	8786
WOOL-UNMD,EX FREE	MT				
SAUSAGE CASINGS	NA	---	---	1934	1899
OTHER ANIMAL PRODUCTS	NA	---	---	391	1241
VEGETABLE PRODUCTS	NA	---	---	6714	7761
GRAINS AND PREPS	NA	---	---	1852	2257
WHEAT-EX SEED,ED	MT				
BARLEY	MT				
BISCUITS,WAFERS	MT	122	98	361	214
FRUITS AND PREPS	NA	---	---	310	421
FRESH OR FROZEN	MT	16	9	8	20
STRAWBERRIES	MT				
PREPARED OR PRES	MT	139	139	301	383
PINEAPPLES	MT				
FRUIT JUICES	MLT	6	21	1	18
NUTS AND PREPS	NA	---	---	1	0
VEGETABLES AND PREPS	NA	---	---	113	201
FRESH OR FROZEN	NA	---	---	86	17
TOMATOES	MT	3	0	1	0
PREPARED OR PRES	NA	---	---	27	184
OLIVES	MLT				
MUSHROOMS,CANNED	MT				
HOPS & EXTRACT EQ	MT				
SUGAR AND REL PRODS	NA	---	---	3901	3734
SUGAR-CANE,BEET	MT	4	3	4	4
MOLASSES INEDIBLE	MT				
CONFECTIONERY PRODS	MT	2789	1876	3887	3691
SPICES	MT	1	2	3	5
TOBACCO,UNMFD	MT				
TOBACCO-FILLER	MT				
TOBACCO-SCRAP	MT				
BEVERGES EX FR JUICE	MLT	63	344	65	270
WINE	MLT	0	17	0	34
MALT BEVERAGES	MLT	55	327	41	235
FEEDS & FODDERS	NA	---	---	180	169
OILSEEDS AND PRODS	NA	---	---	59	57
OILSEEDS & OILNUTS	MT	10	0	12	1
FLAXSEED	MT				
SESAME SEED	MT				
OILS AND WAXES-VEG	MT	2	29	47	579
CASTOR OIL	MT				
COCONUT OIL	MT				
OLIVE OIL	MT				
PALM OIL	MT				
PALM KERNEL OIL	MT				
OILCAKE AND MEAL	MT				
COTTON,EX LINTERS	MT				
COTTON LINTERS	MT				
SEEDS,FIELD & GARDEN	NA	---	---	130	116
NURSERY STOCK	NA	---	---	57	1
OTHER VEG PRODUCTS	NA	---	---	44	9

TABLE 4--U.S. AGRICULTURAL IMPORTS: QUANTITY AND VALUE, COUNTRY BY COMMODITY GROUP, FISCAL YEARS 1980 AND 1981

COUNTRY AND COMMODITY GROUP	UNIT	QUANTITY 1980	QUANTITY 1981	VALUE 1980 $1,000	VALUE 1981 $1,000
403 NORWAY		---	---	44252	55363
COMPLEMENTARY	NA	---	---	91	82
BANANAS-FRESH	MT				
PLANTAINS-FRESH	MT				
COFFEE-GREEN	MT				
COFFEE-ROASTED	MT				
COFFEE-SOLUBLE,EXTRACTS	MT				
COCOA BEANS	MT				
COCOA BUTTER	MT				
COCOA-CAKE,POWDER,ETC	MT				
CHOCOLATE PREPARATIONS	MT	19	16	78	82
TEA-CRUDE OR PREPARED	MT				
SPICES	MT				
ALLIED GUMS	MT				
RUBBER-CRUDE	MT				
RUBBER-LATEX	MT				
RUBBER-DRY FORM	MT				
SILK-RAW	MT				
WOOL-UNMFD,FREE	MT				
FIBERS-EX COTTON,JUTE	MT				
OILS-ESSENTIAL	MT				
DRUGS	MT				
OTHER COMPLEMENTARY	NA	---	---	13	0
SUPPLEMENTARY	NA	---	---	44161	55281
ANIMALS & ANIMAL PRODS	NA	---	---	40937	52187
ANIMALS-LIVE,EX PLTRY	NA	---	---	11	105
CATTLE-DUTIABLE	MNO				
MEATS AND MEAT PRODS	MT	7	2	20	8
MEATS-P.L.88-482	MT				
MEATS-FRESH,FROZEN	MT				
BEEF AND VEAL	MT				
PORK	MT				
MEATS-PREP,PRES	MT	7	2	20	7
BEEF AND VEAL	MT				
PORK	MT				
MUTTON,GOAT, & LAMB	MT				
POULTRY & PRODUCTS	NA	---	---	0	433
DAIRY PRODUCTS	NA	---	---	29759	34213
NONFAT DRY MILK	MT				
CHEESE	MT	7790	8302	28214	31176
CASEIN AND MIXTURES	MT	804	1146	1526	2997
FATS OILS AND GREASES	MT	83	258	77	166
HIDES AND SKINS	NA	---	---	11006	17197
SHEEP & LAMB SKINS	MT				
FURSKINS	NA	---	---	10978	17183
WOOL-UMD,EX FREE	MT				
SAUSAGE CASINGS	NA	---	---	64	65
OTHER ANIMAL PRODUCTS	NA	---	---		

COMMODITY GROUP	UNIT	QUANTITY 1980	QUANTITY 1981	VALUE 1980 $1,000	VALUE 1981 $1,000
VEGETABLE PRODUCTS	NA	---	---	3223	3093
GRAINS AND PREPS	NA	---	---	1414	1468
WHEAT-EX SEED,ED	MT				
BARLEY	MT				
BISCUITS,WAFERS	MT	616	703	1149	1220
FRUITS AND PREPS	NA	---	---	7	5
FRESH OR FROZEN	MT	0	0	0	0
STRAWBERRIES	MT				
PREPARED OR PRES	MT	1	1	4	5
PINEAPPLES	MT				
FRUIT JUICES	MLT	4	0	3	0
NUTS AND PREPS	NA	---	---		
VEGETABLES AND PREPS	NA	---	---	27	44
FRESH OR FROZEN	NA	---	---		
TOMATOES	MT				
PREPARED OR PRES	NA	---	---	27	44
OLIVES	MLT				
MUSHROOMS,CANNED	MT				
HOPS & EXTRACT EQ	MT				
SUGAR AND REL PRODS	NA	---	---	12	4
SUGAR-CANE,BEET	MT				
MOLASSES INEDIBLE	MT				
CONFECTIONERY PRODS	MT	3	0	12	3
SPICES	MT	0	0	0	0
TOBACCO,UNMFD	MT	0	0	0	0
TOBACCO-FILLER	MT	0	0	0	0
TOBACCO-SCRAP	MT				
BEVERGES EX FR JUICE	MLT	2152	1787	1729	1486
WINE	MLT	2	1	18	6
MALT BEVERAGES	MLT	2119	1772	1679	1468
FEEDS & FODDERS	NA	---	---	4	0
OILSEEDS AND PRODS	NA	---	---	24	81
OILSEEDS & OILNUTS	MT				
FLAXSEED	MT				
SESAME SEED	MT				
OILS AND WAXES-VEG	MT	10	8	24	81
CASTOR OIL	MT				
COCONUT OIL	MT				
OLIVE OIL	MT				
PALM OIL	MT				
PALM KERNEL OIL	MT				
OILCAKE AND MEAL	MT				
COTTON,EX LINTERS	MT				
COTTON LINTERS	MT				
SEEDS,FIELD & GARDEN	NA	---	---	5	3
NURSERY STOCK	NA	---	---	0	0
OTHER VEG PRODUCTS	NA	---	---	3	3

TABLE 4--U.S. AGRICULTURAL IMPORTS: QUANTITY AND VALUE, COUNTRY BY COMMODITY GROUP, FISCAL YEARS 1980 AND 1981

COUNTRY AND COMMODITY GROUP	UNIT	QUANTITY 1980	QUANTITY 1981	VALUE 1980 $1,000	VALUE 1981 $1,000
405 FINLAND		---	---	57247	84945
COMPLEMENTARY	NA	---	---	780	1475
BANANAS-FRESH	MT				
PLANTAINS-FRESH	MT				
COFFEE-GREEN	MT				
COFFEE-ROASTED	MT	0	0	1	0
COFFEE-SOLUBLE,EXTRACTS	MT				
COCOA BEANS	MT				
COCOA BUTTER	MT				
COCOA-CAKE,POWDER,ETC	MT				
CHOCOLATE PREPARATIONS	MT	288	550	519	1343
TEA-CRUDE OR PREPARED	MT				
SPICES	MT	0	0	2	0
ALLIED GUMS	MT				
RUBBER-CRUDE	MT				
RUBBER-LATEX	MT				
RUBBER-DRY FORM	MT				
SILK-RAW	MT				
WOOL-UNMFD,FREE	MT				
FIBERS-EX COTTON,JUTE	MT				
OILS-ESSENTIAL	MT				
DRUGS	MT	0	14	159	132
OTHER COMPLEMENTARY	NA	---	---		
SUPPLEMENTARY	NA	---	---	56466	83470
ANIMALS & ANIMAL PRODS	NA	---	---	48247	74816
ANIMALS-LIVE,EX PLTRY	NA	---	---	109	1
CATTLE-DUTIABLE	HNO				
MEATS AND MEAT PRODS	MT	30	0	87	0
MEATS-P.L.88-482	MT				
MEATS-FRESH,FROZEN	MT	0	0	0	0
BEEF AND VEAL	MT				
PORK	MT				
MEATS-PREP,PRES	MT	30	0	87	0
BEEF AND VEAL	MT				
PORK	MT	30	0	87	0
MUTTON,GOAT, & LAMB	MT				
POULTRY & PRODUCTS	NA	---	---		
DAIRY PRODUCTS	NA	---	---	26325	33275
NONFAT DRY MILK	MT				
CHEESE	MT	10414	12332	25672	32515
CASEIN AND MIXTURES	MT	96	0	127	0
FATS OILS AND GREASES	MT				
HIDES AND SKINS	NA	---	---	21376	41177
SHEEP & LAMB SKINS	MT				
FURSKINS	NA	---	---	21356	41129
WOOL-UMD,EX FREE	MT				
SAUSAGE CASINGS	NA	---	---	351	362
OTHER ANIMAL PRODUCTS	NA	---	---		

COMMODITY GROUP	UNIT	QUANTITY 1980	QUANTITY 1981	VALUE 1980 $1,000	VALUE 1981 $1,000
VEGETABLE PRODUCTS	NA	---	---	8219	8654
GRAINS AND PREPS	NA	---	---	1670	1028
WHEAT-EX SEED,FD	MT				
BARLEY	MT				
BISCUITS,WAFERS	MT	370	305	696	583
FRUITS AND PREPS	NA	---	---	27	0
FRESH OR FROZEN	MT				
STRAWBERRIES	MT				
PREPARED OR PRES	MT	11	0	27	0
PINEAPPLES	MT				
FRUIT JUICES	MLT				
NUTS AND PREPS	NA	---	---	0	28
VEGETABLES AND PREPS	NA	---	---	0	155
FRESH OR FROZEN	NA	---	---		
TOMATOES	MT				
PREPARED OR PRES	NA	---	---	0	155
OLIVES	MLT				
MUSHROOMS,CANNED	MT				
HOPS & EXTRACT EQ	MT				
SUGAR AND REL PRODS	NA	---	---	738	1072
SUGAR-CANE,BEET	MT				
MOLASSES INEDIBLE	MT				
CONFECTIONERY PRODS	MT	363	459	738	1072
SPICES	MT				
TOBACCO,UNMFD	MT	1	0	3	0
TOBACCO-FILLER	MT				
TOBACCO-SCRAP	MT	1	0	3	0
BEVERGES EX FR JUICE	MLT	63	138	48	126
WINE	MLT	1	6	1	11
MALT BEVERAGES	MLT	62	131	47	115
FEEDS & FODDERS	NA	---	---		
OILSEEDS AND PRODS	NA	---	---		
OILSEEDS & OILNUTS	MT				
FLAXSEED	MT				
SESAME SEED	MT				
OILS AND WAXES-VEG	MT				
CASTOR OIL	MT				
COCONUT OIL	MT				
OLIVE OIL	MT				
PALM OIL	MT				
PALM KERNEL OIL	MT				
OILCAKE AND MEAL	MT				
COTTON,EX LINTERS	MT				
COTTON LINTERS	MT				
SEEDS,FIELD & GARDEN	NA	---	---	0	0
NURSERY STOCK	NA	---	---		
OTHER VEG PRODUCTS	NA	---	---	5733	6244

TABLE 4--U.S. AGRICULTURAL IMPORTS: QUANTITY AND VALUE, COUNTRY BY COMMODITY GROUP, FISCAL YEARS 1980 AND 1981

COUNTRY AND COMMODITY GROUP	UNIT	QUANTITY 1980	QUANTITY 1981	VALUE 1980 $1,000	VALUE 1981 $1,000
409 DENMARK					
COMPLEMENTARY	NA	---	---	249216	329947
BANANAS-FRESH	MT	---	---	25656	38469
PLANTAINS-FRESH	MT				
COFFEE-GREEN	MT				
COFFEE-ROASTED	MT	3	0	17	0
COFFEE-SOLUBLE,EXTRACTS	MT	0	0	2	0
COCOA BEANS	MT				
COCOA BUTTER	MT				
COCOA-CAKE,POWDER,ETC	MT	0	18	2	37
CHOCOLATE PREPARATIONS	MT	158	172	496	564
TEA-CRUDE OR PREPARED	MT				
SPICES	MT	1	29	2	36
ALLIED GUMS	MT				
RUBBER-CRUDE	MT				
RUBBER-LATEX	MT				
RUBBER-DRY FORM	MT				
SILK-RAW	MT				
WOOL-UNMFD,FREE	MT				
FIBERS-EX COTTON,JUTE	MT				
OILS-ESSENTIAL	MT	0	0	1	1
DRUGS	MT	5095	7312	25137	37831
OTHER COMPLEMENTARY	NA	---	---		
SUPPLEMENTARY	NA	---	---	223360	291478
ANIMALS & ANIMAL PRODS	NA	---	---	195107	260403
ANIMALS-LIVE,EX PLTRY	NA	---	---	139	786
CATTLE-DUTIABLE	KNO				
MEATS AND MEAT PRODS	MT	35421	52475	120731	159435
MEATS-P.L.88-482	MT	0	2864	0	5880
MEATS-FRESH,FROZEN	MT	2405	13571	6568	27813
BEEF AND VEAL	MT	0	2864	0	5880
PORK	MT	2405	10672	6568	21851
MEATS-PREP,PRES	MT	31709	37539	110625	127645
BEEF AND VEAL	MT	1295	1134	4193	3845
PORK	MT	26619	30921	98479	113122
MUTTON,GOAT, & LAMB	MT				
POULTRY & PRODUCTS	NA	---	---	9	1314
DAIRY PRODUCTS	NA	---	---	44745	53376
NONFAT DRY MILK	MT				
CHEESE	MT	13416	15890	40199	46456
CASEIN AND MIXTURES	MT	494	451	1278	1289
FATS OILS AND GREASES	MT	12	3	19	2
HIDES AND SKINS	NA	---	---	21183	35341
SHEEP & LAMB SKINS	MT				
FURSKINS	NA	---	---	21183	35326
WOOL-UNMD,EX FREE	MT				
SAUSAGE CASINGS	NA	---	---	5795	5474
OTHER ANIMAL PRODUCTS	NA	---	---	2517	4675

COMMODITY GROUP	UNIT	QUANTITY 1980	QUANTITY 1981	VALUE 1980 $1,000	VALUE 1981 $1,000
VEGETABLE PRODUCTS	NA	---	---	28453	31075
GRAINS AND PREPS	NA	---	---	16447	16504
WHEAT-EX SEED,ED	MT				
BARLEY	MT				
BISCUITS,WAFERS	MT	5498	5488	16267	16397
FRUITS AND PREPS	NA	---	---	68	264
FRESH OR FROZEN	MT				
STRAWBERRIES	MT				
PREPARED OR PRES	MT	36	1	49	2
PINEAPPLES	MT				
FRUIT JUICES	MLT	18	254	19	262
NUTS AND PREPS	NA	---	---	30	48
VEGETABLES AND PREPS	NA	---	---	95	164
FRESH OR FROZEN	NA	---	---	7	0
TOMATOES	MT				
PREPARED OR PRES	NA	---	---	88	164
OLIVES	NLT				
MUSHROOMS,CANNED	MT				
HOPS & EXTRACT EQ	MT				
SUGAR AND REL PRODS	NA	---	---	1306	1670
SUGAR-CANE,BEET	MT				
MOLASSES INEDIBLE	MT				
CONFECTIONERY PRODS	MT	778	808	1303	1670
SPICES	MT	0	0	1	2
TOBACCO,UNMFD	MT	38	25	157	50
TOBACCO-FILLER	MT	2	25	29	50
TOBACCO-SCRAP	MT	36	0	128	0
BEVERAGES EX FR JUICE	MLT	3882	3942	4370	3919
WINE	MLT	823	673	1969	1494
MALT BEVERAGES	MLT	2979	2391	2330	1943
FEEDS & FODDERS	NA	---	---	15	1
OILSEEDS AND PRODS	NA	---	---	1672	1798
OILSEEDS & OILNUTS	MT				
FLAXSEED	MT				
SESAME SEED	MT				
OILS AND WAXES-VEG	MT	843	1138	1672	1798
CASTOR OIL	MT				
COCONUT OIL	MT				
OLIVE OIL	MT				
PALM OIL	MT				
PALM KERNEL OIL	MT	320	588	635	1036
OILCAKE AND MEAL	MT				
COTTON,EX LINTERS	MT				
COTTON LINTERS	MT				
SEEDS,FIELD & GARDEN	NA	---	---	377	427
NURSERY STOCK	NA	---	---	235	138
OTHER VEG PRODUCTS	NA	---	---	3680	6093

TABLE 4--U.S. AGRICULTURAL IMPORTS: QUANTITY AND VALUE, COUNTRY BY COMMODITY GROUP, FISCAL YEARS 1980 AND 1981

COUNTRY AND COMMODITY GROUP	UNIT	QUANTITY 1980	QUANTITY 1981	VALUE 1980 $1,000	VALUE 1981 $1,000
412 UNITED KINGDOM		---	---	133897	137082
COMPLEMENTARY	NA	---	---	30507	32601
BANANAS-FRESH	MT				
PLANTAINS-FRESH	MT				
COFFEE-GREEN	MT	0	35	0	53
COFFEE-ROASTED	MT	0	1	6	11
COFFEE-SOLUBLE,EXTRACTS	MT	18	1	115	21
COCOA BEANS	MT	0	110	0	229
COCOA BUTTER	MT	987	599	6122	4076
COCOA-CAKE,POWDER,ETC	MT	309	579	795	901
CHOCOLATE PREPARATIONS	MT	5830	6353	11724	13845
TEA-CRUDE OR PREPARED	MT	403	870	2544	2627
SPICES	MT	39	66	170	202
ALLIED GUMS	MT				
RUBBER-CRUDE	MT	89	15	170	20
RUBBER-LATEX	MT				
RUBBER-DRY FORM	MT	89	15	170	20
SILK-RAW	MT	0	1	4	10
WOOL-UNMFD,FREE	MT	1093	1555	3819	5390
FIBERS-EX COTTON,JUTE	MT	37	19	35	6
OILS-ESSENTIAL	MT	53	33	1275	1040
DRUGS	MT	592	572	3694	4149
OTHER COMPLEMENTARY	NA	---	---	32	22
SUPPLEMENTARY	NA	---	---	103390	104481
ANIMALS & ANIMAL PRODS	NA	---	---	46039	48584
ANIMALS-LIVE,EX PLTRY	NA	---	---	23866	16337
CATTLE-DUTIABLE	MNO	0	0	28	108
MEATS AND MEAT PRODS	MT	93	67	447	325
MEATS-P.L.88-482	MT	16	37	46	92
MEATS-FRESH,FROZEN	MT	37	42	197	134
BEEF AND VEAL	MT	16	37	46	92
PORK	MT				
MEATS-PREP,PRES	MT	49	16	107	27
BEEF AND VEAL	MT	49	0	106	0
PORK	MT	0	16	0	26
MUTTON,GOAT, & LAMB	MT				
POULTRY & PRODUCTS	NA	---	---	504	1927
DAIRY PRODUCTS	NA	---	---	10475	17554
NONFAT DRY MILK	MT	420	5406	359	6254
CHEESE	MT	1338	2402	3937	6512
CASEIN AND MIXTURES	MT	2356	1391	5905	4594
FATS OILS AND GREASES	MT	169	260	149	155
HIDES AND SKINS	NA	---	---	3678	5500
SHEEP & LAMB SKINS	MT	125	132	729	532
FURSKINS	NA	---	---	2828	3960
WOOL-UMD,EX FREE	MT	137	192	551	973
SAUSAGE CASINGS	NA	---	---	557	738
OTHER ANIMAL PRODUCTS	NA	---	---	5812	5075
VEGETABLE PRODUCTS	NA	---	---	57351	55897
GRAINS AND PREPS	NA	---	---	9161	8820
WHEAT-EX SEED,ED	MT				
BARLEY	MT				
BISCUITS,WAFERS	MT	2532	2239	7148	6316
FRUITS AND PREPS	NA	---	---	2652	2944
FRESH OR FROZEN	MT	0	0	6	4
STRAWBERRIES	MT				
PREPARED OR PRES	MT	1227	1228	2560	2817
PINEAPPLES	MT	0	77	0	42
FRUIT JUICES	MLT	148	347	87	123
NUTS AND PREPS	NA	---	---	123	210
VEGETABLES AND PREPS	NA	---	---	1737	2695
FRESH OR FROZEN	NA	---	---	8	116
TOMATOES	MT				
PREPARED OR PRES	NA	---	---	1730	2578
OLIVES	MLT	19	0	19	0
MUSHROOMS,CANNED	MT				
HOPS & EXTRACT EQ	MT	20	71	98	402
SUGAR AND REL PRODS	NA	---	---	15110	13580
SUGAR-CANE,BEET	MT	34	23	45	41
MOLASSES INEDIBLE	MT				
CONFECTIONERY PRODS	MT	7006	6063	14851	13334
SPICES	MT	963	626	1797	1471
TOBACCO,UNMFD	MT	202	96	40	48
TOBACCO-FILLER	MT				
TOBACCO-SCRAP	MT	98	96	29	48
BEVERGES EX FR JUICE	MLT	14715	13149	16103	14613
WINE	MLT	2048	1457	6736	5562
MALT BEVERAGES	MLT	12620	11628	9322	8974
FEEDS & FODDERS	NA	---	---	553	870
OILSEEDS AND PRODS	NA	---	---	3878	2922
OILSEEDS & OILNUTS	MT	4	0	5	1
FLAXSEED	MT				
SESAME SEED	MT				
OILS AND WAXES-VEG	MT	1413	1088	3873	2922
CASTOR OIL	MT	0	0	1	0
COCONUT OIL	MT	3	1	9	2
OLIVE OIL	MT	3	0	1	3
PALM OIL	MT				
PALM KERNEL OIL	MT	70	18	142	76
OILCAKE AND MEAL	MT				
COTTON,EX LINTERS	MT				
COTTON LINTERS	MT				
SEEDS,FIELD & GARDEN	NA	---	---	1325	2271
NURSERY STOCK	NA	---	---	500	1006
OTHER VEG PRODUCTS	NA	---	---	4362	4446

TABLE 4--U.S. AGRICULTURAL IMPORTS: QUANTITY AND VALUE, COUNTRY BY COMMODITY GROUP, FISCAL YEARS 1980 AND 1981

COUNTRY AND COMMODITY GROUP	UNIT	QUANTITY 1980	QUANTITY 1981	VALUE 1980 $1,000	VALUE 1981 $1,000
419 IRELAND		---	---	55177	76437
COMPLEMENTARY	NA	---	---	6909	5286
BANANAS-FRESH	MT				
PLANTAINS-FRESH	MT				
COFFEE-GREEN	MT				
COFFEE-ROASTED	MT				
COFFEE-SOLUBLE,EXTRACTS	MT				
COCOA BEANS	MT				
COCOA BUTTER	MT				
COCOA-CAKE,POWDER,ETC	MT				
CHOCOLATE PREPARATIONS	MT	4582	3124	6100	4679
TEA-CRUDE OR PREPARED	MT	3	5	12	28
SPICES	MT				
ALLIED GUMS	MT				
RUBBER-CRUDE	MT				
RUBBER-LATEX	MT				
RUBBER-DRY FORM	MT				
SILK-RAW	MT				
WOOL-UNMFD,FREE	MT	138	90	486	269
FIBERS-EX COTTON,JUTE	MT				
OILS-ESSENTIAL	MT	0	0	0	5
DRUGS	MT	49	18	256	305
OTHER COMPLEMENTARY	NA	---	---	55	0
SUPPLEMENTARY	NA	---	---	48268	71152
ANIMALS & ANIMAL PRODS	NA	---	---	35540	57517
ANIMALS-LIVE,EX PLTRY	NA	---	---	7209	6200
CATTLE-DUTIABLE	MNO	0	0	19	0
MEATS AND MEAT PRODS	MT	72	6627	107	14538
MEATS-P.L.88-482	MT	55	6590	94	14455
MEATS-FRESH,FROZEN	MT	72	6610	107	14469
BEEF AND VEAL	MT	55	6590	94	14455
PORK	MT				
MEATS-PREP,PRES	MT	0	17	0	69
BEEF AND VEAL	MT				
PORK	MT	0	17	0	69
MUTTON,GOAT, & LAMB	MT				
POULTRY & PRODUCTS	NA	---	---		
DAIRY PRODUCTS	NA	---	---	26083	33040
NONFAT DRY MILK	MT	311	471	354	503
CHEESE	MT	257	344	839	1118
CASEIN AND MIXTURES	MT	9527	9657	24739	30270
FATS OILS AND GREASES	MT	1	0	3	1
HIDES AND SKINS	NA	---	---	1321	1445
SHEEP & LAMB SKINS	MT				
FURSKINS	NA	---	---	1280	1232
WOOL-UMD,EX FREE	MT	0	2	0	6
SAUSAGE CASINGS	NA	---	---	8	33
OTHER ANIMAL PRODUCTS	NA	---	---	1908	2556

COMMODITY GROUP	UNIT	QUANTITY 1980	QUANTITY 1981	VALUE 1980 $1,000	VALUE 1981 $1,000
VEGETABLE PRODUCTS	NA	---	---	11628	13334
GRAINS AND PREPS	NA	---	---	878	1424
WHEAT-EX SEED,ED	MT				
BARLEY	MT				
BISCUITS,WAFERS	MT	32	30	88	132
FRUITS AND PREPS	NA	---	---	42	68
FRESH OR FROZEN	MT				
STRAWBERRIES	MT				
PREPARED OR PRES	MT	27	47	41	68
PINEAPPLES	MT				
FRUIT JUICES	MLT	0	0	1	0
NUTS AND PREPS	NA	---	---		
VEGETABLES AND PREPS	NA	---	---	352	125
FRESH OR FROZEN	NA	---	---		
TOMATOES	MT				
PREPARED OR PRES	NA	---	---	352	125
OLIVES	MLT				
MUSHROOMS,CANNED	MT				
HOPS & EXTRACT EQ	MT				
SUGAR AND REL PRODS	NA	---	---	90	138
SUGAR-CANE,BEET	MT				
MOLASSES INEDIBLE	MT				
CONFECTIONERY PRODS	MT	32	68	70	106
SPICES	MT				
TOBACCO,UNMFD	MT	1	17	6	64
TOBACCO-FILLER	MT	0	17	4	64
TOBACCO-SCRAP	MT				
BEVERGES EX FR JUICE	MLT	7508	8578	5624	6914
WINE	MLT	5	2	29	3
MALT BEVERAGES	MLT	7503	8576	5595	6911
FEEDS & FODDERS	NA	---	---	4589	4504
OILSEEDS AND PRODS	NA	---	---	41	21
OILSEEDS & OILNUTS	MT				
FLAXSEED	MT				
SESAME SEED	MT				
OILS AND MAKES-VEG	MT	33	17	41	21
CASTOR OIL	MT				
COCONUT OIL	MT				
OLIVE OIL	MT				
PALM OIL	MT				
PALM KERNEL OIL	MT				
OILCAKE AND MEAL	MT				
COTTON,EX LINTERS	MT				
COTTON LINTERS	MT				
SEEDS,FIELD & GARDEN	NA	---	---		
NURSERY STOCK	NA	---	---	7	0
OTHER VEG PRODUCTS	NA	---	---	0	78

TABLE 4--U.S. AGRICULTURAL IMPORTS: QUANTITY AND VALUE, COUNTRY BY COMMODITY GROUP, FISCAL YEARS 1980 AND 1981

COUNTRY AND COMMODITY GROUP	UNIT	QUANTITY 1980	QUANTITY 1981	VALUE 1980 $1,000	VALUE 1981 $1,000
421 NETHERLANDS		---	---	387720	407415
COMPLEMENTARY	NA	---	---	89419	71559
BANANAS-FRESH	MT				
PLANTAINS-FRESH	MT				
COFFEE-GREEN	MT	856	1102	3970	3793
COFFEE-ROASTED	MT	75	179	347	869
COFFEE-SOLUBLE,EXTRACTS	MT	1233	1339	7469	6434
COCOA BEANS	MT	250	1216	984	2880
COCOA BUTTER	MT	744	706	4710	3761
COCOA-CAKE,POWDER,ETC	MT	16106	17993	48749	31059
CHOCOLATE PREPARATIONS	MT	651	861	2476	2762
TEA-CRUDE OR PREPARED	MT	5244	8094	6570	9443
SPICES	MT	2471	2730	4020	3368
ALLIED GUMS	MT	1	0	1	0
RUBBER-CRUDE	MT	0	37	0	18
RUBBER-LATEX	MT				
RUBBER-DRY FORM	MT	0	37	0	18
SILK-RAW	MT				
WOOL-UNMFD,FREE	MT	20	0	61	0
FIBERS-EX COTTON,JUTE	MT				
OILS-ESSENTIAL	MT	26	15	1193	1318
DRUGS	MT	796	803	8859	5834
OTHER COMPLEMENTARY	NA	---	---	12	29
SUPPLEMENTARY	NA	---	---	298301	335856
ANIMALS & ANIMAL PRODS	NA	---	---	43520	57038
ANIMALS-LIVE,EX PLTRY	NA	---	---	1248	1291
CATTLE-DUTIABLE	NNO				
MEATS AND MEAT PRODS	MT	2908	7363	9052	22276
MEATS-P.L.88-482	MT				
MEATS-FRESH,FROZEN	MT	79	28	313	127
BEEF AND VEAL	MT				
PORK	MT				
MEATS-PREP,PRES	MT	2829	7326	8740	22119
BEEF AND VEAL	MT	28	17	89	39
PORK	MT	2609	6742	8330	21117
MUTTON,GOAT, & LAMB	MT				
POULTRY & PRODUCTS	NA	---	---	2508	928
DAIRY PRODUCTS	NA	---	---	21352	23901
NONFAT DRY MILK	MT	0	1	0	1
CHEESE	MT	4800	6092	14896	18310
CASEIN AND MIXTURES	MT	398	35	880	89
FATS OILS AND GREASES	MT	417	380	554	369
HIDES AND SKINS	NA	---	---	3490	2955
SHEEP & LAMB SKINS	MT	0	0	5	0
FURSKINS	NA	---	---	3447	2908
WOOL-UMD,EX FREE	MT				
SAUSAGE CASINGS	NA	---	---	3813	3556
OTHER ANIMAL PRODUCTS	NA	---	---	1402	1761
VEGETABLE PRODUCTS	NA	---	---	254781	278819
GRAINS AND PREPS	NA	---	---	4016	2950
WHEAT-EX SEED,ED	MT				
BARLEY	MT				
BISCUITS,WAFERS	MT	1280	1057	2883	2276
FRUITS AND PREPS	NA	---	---	1320	2822
FRESH OR FROZEN	MT	11	0	11	0
STRAWBERRIES	MT				
PREPARED OR PRES	MT	10	24	25	24
PINEAPPLES	MT	0	15	0	7
FRUIT JUICES	MLT	4078	11264	1284	2799
NUTS AND PREPS	NA	---	---	3	18
VEGETABLES AND PREPS	NA	---	---	4158	6654
FRESH OR FROZEN	NA	---	---	653	281
TOMATOES	MT				
PREPARED OR PRES	NA	---	---	3505	6374
OLIVES	MLT				
MUSHROOMS,CANNED	MT	0	1	0	7
HOPS & EXTRACT EQ	MT				
SUGAR AND REL PRODS	NA	---	---	4544	12509
SUGAR-CANE,BEET	MT	0	0	0	0
MOLASSES INEDIBLE	MT	0	43097	0	6511
CONFECTIONERY PRODS	MT	2330	2906	4504	5936
SPICES	MT	15	8	32	27
TOBACCO,UNMFD	MT	140	290	156	345
TOBACCO-FILLER	MT	3	0	10	1
TOBACCO-SCRAP	MT	58	206	83	295
BEVERGES EX FR JUICE	MLT	207852	245702	175674	182802
WINE	MLT	420	739	826	1475
MALT BEVERAGES	MLT	207432	244948	174848	181317
FEEDS & FODDERS	NA	---	---	2369	2701
OILSEEDS AND PRODS	NA	---	---	13726	10742
OILSEEDS & OILNUTS	MT	890	1121	666	1118
FLAXSEED	MT				
SESAME SEED	MT				
OILS AND WAXES-VEG	MT	7937	6459	13060	9623
CASTOR OIL	MT	0	0	1	0
COCONUT OIL	MT	0	499	0	246
OLIVE OIL	MT				
PALM OIL	MT	20	34	35	31
PALM KERNEL OIL	MT	7066	5399	11931	8508
OILCAKE AND MEAL	MT				
COTTON,EX LINTERS	MT				
COTTON LINTERS	MT				
SEEDS,FIELD & GARDEN	NA	---	---	5175	4864
NURSERY STOCK	NA	---	---	42311	51457
OTHER VEG PRODUCTS	NA	---	---	1297	926

TABLE 4--U.S. AGRICULTURAL IMPORTS: QUANTITY AND VALUE, COUNTRY BY COMMODITY GROUP, FISCAL YEARS 1980 AND 1981

COUNTRY AND COMMODITY GROUP	UNIT	QUANTITY 1980	QUANTITY 1981	VALUE 1980 $1,000	VALUE 1981 $1,000
423 BELGIUM-LUXEMBOURG		---	---	30076	32296
COMPLEMENTARY	NA	---	---	12502	11814
BANANAS-FRESH	MT				
PLANTAINS-FRESH	MT				
COFFEE-GREEN	MT	720	715	3362	2721
COFFEE-ROASTED	MT	4	8	48	73
COFFEE-SOLUBLE,EXTRACTS	MT	332	165	1581	965
COCOA BEANS	MT	0	120	0	252
COCOA BUTTER	MT				
COCOA-CAKE,POWDER,ETC	MT	18	0	37	0
CHOCOLATE PREPARATIONS	MT	615	569	2393	2388
TEA-CRUDE OR PREPARED	MT	0	86	0	128
SPICES	MT	14	3	22	12
ALLIED GUMS	MT				
RUBBER-CRUDE	MT				
RUBBER-LATEX	MT				
RUBBER-DRY FORM	MT				
SILK-RAW	MT				
WOOL-UNMFD,FREE	MT	0	0	0	1
FIBERS-EX COTTON,JUTE	MT				
OILS-ESSENTIAL	MT	5	0	114	58
DRUGS	MT	839	834	4942	5215
OTHER COMPLEMENTARY	NA	---	---	2	1
SUPPLEMENTARY	NA	---	---	17574	20482
ANIMALS & ANIMAL PRODS	NA	---	---	7586	9140
ANIMALS-LIVE,EX PLTRY	NA	---	---	17	177
CATTLE-DUTIABLE	MNO				
MEATS AND MEAT PRODS	MT	239	656	742	2042
MEATS-P.L.88-482	MT				
MEATS-FRESH,FROZEN	MT	7	0	20	0
BEEF AND VEAL	MT				
PORK	MT				
MEATS-PREP,PRES	MT	229	656	714	2042
BEEF AND VEAL	MT				
PORK	MT	178	649	563	2022
MUTTON,GOAT, & LAMB	MT				
POULTRY & PRODUCTS	NA	---	---	167	217
DAIRY PRODUCTS	NA	---	---	3004	1666
NONFAT DRY MILK	MT				
CHEESE	MT	234	354	581	826
CASEIN AND MIXTURES	MT	319	0	786	0
FATS OILS AND GREASES	MT	278	244	138	100
HIDES AND SKINS	NA	---	---	314	370
SHEEP & LAMB SKINS	MT				
FURSKINS	NA	---	---	257	229
WOOL-UNMFD,EX FREE	MT	76	220	1087	2452
SAUSAGE CASINGS	NA	---	---	458	718
OTHER ANIMAL PRODUCTS	NA	---	---	1559	1397
VEGETABLE PRODUCTS	NA	---	---	9987	11342
GRAINS AND PREPS	NA	---	---	1024	1130
WHEAT-EX SEED,FD	MT				
BARLEY	MT				
BISCUITS,WAFERS	MT	201	288	624	840
FRUITS AND PREPS	NA	---	---	72	72
FRESH OR FROZEN	MT	0	19	0	11
STRAWBERRIES	MT				
PREPARED OR PRES	MT	2	17	4	19
PINEAPPLES	MT				
FRUIT JUICES	MLT	427	180	68	43
NUTS AND PREPS	NA	---	---	65	168
VEGETABLES AND PREPS	NA	---	---	3963	4372
FRESH OR FROZEN	NA	---	---	1752	2190
TOMATOES	MT				
PREPARED OR PRES	NA	---	---	2210	2182
OLIVES	MLT				
MUSHROOMS,CANNED	MT	4	0	37	0
HOPS & EXTRACT EQ	MT	9	11	43	54
SUGAR AND REL PRODS	NA	---	---	573	571
SUGAR-CANE,BEET	MT	0	19	0	30
MOLASSES INEDIBLE	MT				
CONFECTIONERY PRODS	MT	310	327	573	534
SPICES	MT	12	0	16	0
TOBACCO,UNMFD	MT	239	109	154	101
TOBACCO-FILLER	MT	39	0	22	2
TOBACCO-SCRAP	MT	199	91	123	93
BEVERGES EX FR JUICE	MLT	1162	786	1219	999
WINE	MLT	167	202	408	456
MALT BEVERAGES	MLT	994	585	810	543
FEEDS & FODDERS	NA	---	---	1	26
OILSEEDS AND PRODS	NA	---	---	35	594
OILSEEDS & OILNUTS	MT	28	0	14	0
FLAXSEED	MT				
SESAME SEED	MT				
OILS AND WAXES-VEG	MT	4	1023	21	594
CASTOR OIL	MT				
COCONUT OIL	MT				
OLIVE OIL	MT				
PALM OIL	MT				
PALM KERNEL OIL	MT	0	1003	0	575
OILCAKE AND MEAL	MT				
COTTON,EX LINTERS	MT				
COTTON LINTERS	MT				
SEEDS,FIELD & GARDEN	NA	---	---	104	9
NURSERY STOCK	NA	---	---	2349	1643
OTHER VEG PRODUCTS	NA	---	---	414	1657

TABLE 4--U.S. AGRICULTURAL IMPORTS: QUANTITY AND VALUE, COUNTRY BY COMMODITY GROUP, FISCAL YEARS 1980 AND 1981

COUNTRY AND COMMODITY GROUP	UNIT	QUANTITY 1980	QUANTITY 1981	VALUE 1980 $1,000	VALUE 1981 $1,000
427 FRANCE		---	---	400805	438217
COMPLEMENTARY	NA	---	---	62584	52450
BANANAS-FRESH	MT	0	1818	0	351
PLANTAINS-FRESH	MT	0	15	0	2
COFFEE-GREEN	MT	3240	2889	13801	9356
COFFEE-ROASTED	MT	2	2	10	12
COFFEE-SOLUBLE,EXTRACTS	MT	959	654	12223	10175
COCOA BEANS	MT	0	743	0	1359
COCOA BUTTER	MT	22	444	125	2573
COCOA-CAKE,POWDER,ETC	MT	3875	5431	6799	5408
CHOCOLATE PREPARATIONS	MT	58	193	433	942
TEA-CRUDE OR PREPARED	MT	2	6	30	54
SPICES	MT	435	558	3856	1937
ALLIED GUMS	MT	0	0	1	0
RUBBER-CRUDE	MT	7	18	3	30
RUBBER-LATEX	MT	7	0	3	0
RUBBER-DRY FORM	MT	0	18	0	30
SILK-RAW	MT	0	0	0	1
WOOL-UNMFD,FREE	MT	0	77	0	192
FIBRS-EX COTTON,JUTE	MT	45	31	66	54
OILS-ESSENTIAL	MT	622	581	18785	16217
DRUGS	MT	586	268	6333	3605
OTHER COMPLEMENTARY	NA	---	---	119	182
SUPPLEMENTARY	NA	---	---	338221	385767
ANIMALS & ANIMAL PRODS	NA	---	---	110442	113548
ANIMALS-LIVE,EX PLTRY	NA	---	---	33272	17704
CATTLE-OUTIABLE	MNO	0	0	0	5
MEATS AND MEAT PRODS	MT	529	755	3501	4780
MEATS-P.L.88-482	MT				
MEATS-FRESH,FROZEN	MT	3	9	17	29
BEEF AND VEAL	MT				
PORK	MT				
MEATS-PREP,PRES	MT	524	745	3476	4744
BEEF AND VEAL	MT	0	0	0	0
PORK	MT	61	3	202	14
MUTTON,GOAT, & LAMB	MT				
POULTRY & PRODUCTS	NA	---	---	15451	20567
DAIRY PRODUCTS	NA	---	---	37093	42744
NONFAT DRY MILK	MT	0	0	0	2
CHEESE	MT	6590	8658	27976	33407
CASEIN AND MIXTURES	MT	3039	3098	7843	8504
FATS OILS AND GREASES	MT	3	300	8	123
HIDES AND SKINS	NA	---	---	10008	13082
SHEEP & LAMB SKINS	MT	282	178	946	505
FURSKINS	NA	---	---	8175	9430
WOOL-UMD,EX FREE	MT	10	241	56	636
SAUSAGE CASINGS	NA	---	---	355	549
OTHER ANIMAL PRODUCTS	NA	---	---	10698	13362

COMMODITY GROUP	UNIT	QUANTITY 1980	QUANTITY 1981	VALUE 1980 $1,000	VALUE 1981 $1,000
VEGETABLE PRODUCTS	NA	---	---	227779	272218
GRAINS AND PREPS	NA	---	---	1861	2490
WHEAT-EX SEED,ED	MT				
BARLEY	MT				
BISCUITS,WAFERS	MT	258	452	995	1391
FRUITS AND PREPS	NA	---	---	8894	5042
FRESH OR FROZEN	MT	3106	2840	2726	2243
STRAWBERRIES	MT	4	10	8	17
PREPARED OR PRES	MT	250	368	555	883
PINEAPPLES	MT	19	17	8	8
FRUIT JUICES	MLT	19341	7176	5613	1916
NUTS AND PREPS	NA	---	---	455	309
VEGETABLES AND PREPS	NA	---	---	7499	11777
FRESH OR FROZEN	NA	---	---	325	609
TOMATOES	MT				
PREPARED OR PRES	NA	---	---	7173	11168
OLIVES	MLT	5	10	14	28
MUSHROOMS,CANNED	MT	94	75	503	396
HOPS & EXTRACT EQ	MT	236	220	869	795
SUGAR AND REL PRODS	NA	---	---	6453	4760
SUGAR-CANE,BEET	MT	0	4	0	3
MOLASSES INEDIBLE	MT	32399	17555	5200	3066
CONFECTIONERY PRODS	MT	292	439	1147	1561
SPICES	MT	677	976	1339	1760
TOBACCO,UNMFD	MT	7	1	29	14
TOBACCO-FILLER	MT	1	1	11	9
TOBACCO-SCRAP	MT	5	0	7	0
BEVERGES EX FR JUICE	MLT	52732	67282	196711	241556
WINE	MLT	49755	61975	194221	236983
MALT BEVERAGES	MLT	2938	5263	2460	4535
FEEDS & FODDERS	NA	---	---	13	31
OILSEEDS AND PRODS	NA	---	---	969	912
OILSEEDS & OILNUTS	MT	1	8	4	27
FLAXSEED	MT				
SESAME SEED	MT				
OILS AND WAXES-VEG	MT	345	316	956	869
CASTOR OIL	MT				
COCONUT OIL	MT				
OLIVE OIL	MT	187	167	386	339
PALM OIL	MT	3	0	4	0
PALM KERNEL OIL	MT	0	0	0	1
OILCAKE AND MEAL	MT	4	5	9	16
COTTON,EX LINTERS	MT	0	0	0	0
COTTON LINTERS	MT				
SEEDS,FIELD & GARDEN	NA	---	---	1763	1338
NURSERY STOCK	NA	---	---	142	122
OTHER VEG PRODUCTS	NA	---	---	1651	2106

TABLE 4--U.S. AGRICULTURAL IMPORTS: QUANTITY AND VALUE, COUNTRY BY COMMODITY GROUP, FISCAL YEARS 1980 AND 1981

COUNTRY AND COMMODITY GROUP	UNIT	QUANTITY 1980	QUANTITY 1981	VALUE 1980 $1,000	VALUE 1981 $1,000
428 FEDERAL REP OF GERMANY		---	---	330004	335605
COMPLEMENTARY	NA	---	---	81578	56656
BANANAS-FRESH	MT				
PLANTAINS-FRESH	MT				
COFFEE-GREEN	MT	8665	6070	39700	20560
COFFEE-ROASTED	MT	7	72	94	809
COFFEE-SOLUBLE,EXTRACTS	MT	512	659	4231	6926
COCOA BEANS	MT	126	91	349	137
COCOA BUTTER	MT	99	172	700	983
COCOA-CAKE,POWDER,ETC	MT	4545	3833	12298	6377
CHOCOLATE PREPARATIONS	MT	2090	1538	8548	5706
TEA-CRUDE OR PREPARED	MT	172	288	857	1609
SPICES	MT	206	178	966	499
ALLIED GUMS	MT	1	1	2	3
RUBBER-CRUDE	MT	2	4	15	13
RUBBER-LATEX	MT	2	1	15	3
RUBBER-DRY FORM	MT	3	3	0	10
SILK-RAW	MT	0	2	0	58
WOOL-UNMFD,FREE	MT	0	21	0	55
FIBERS-EX COTTON,JUTE	MT				
OILS-ESSENTIAL	MT	12	15	165	350
DRUGS	MT	2091	1794	13558	12522
OTHER COMPLEMENTARY	NA	---	---	95	49
SUPPLEMENTARY	NA	---	---	248426	278949
ANIMALS & ANIMAL PRODS	NA	---	---	28778	50407
ANIMALS-LIVE,EX PLTRY	NA	---	---	921	2150
CATTLE-DUTIABLE	MNO				
MEATS AND MEAT PRODS	MT	527	406	2104	1502
MEATS-P.L.88-482	MT	0	12	0	22
MEATS-FRESH,FROZEN	MT	21	35	74	107
BEEF AND VEAL	MT				
PORK	MT	19	35	58	107
MEATS-PREP,PRES	MT	420	269	1702	1027
BEEF AND VEAL	MT	2	14	8	36
PORK	MT	411	240	1663	959
MUTTON,GOAT, & LAMB	MT				
POULTRY & PRODUCTS	NA	---	---	3569	8486
DAIRY PRODUCTS	NA	---	---	9799	24308
NONFAT DRY MILK	MT	0	1	0	6
CHEESE	MT	3518	8267	9038	22081
CASEIN AND MIXTURES	MT	202	427	529	1095
FATS OILS AND GREASES	MT	411	846	188	522
HIDES AND SKINS	NA	---	---	3801	4867
SHEEP & LAMB SKINS	MT	149	68	645	298
FURSKINS	NA	---	---	2528	3809
WOOL-UNMD,EX FREE	MT	49	38	335	408
SAUSAGE CASINGS	NA	---	---	5314	5779
OTHER ANIMAL PRODUCTS	NA	---	---	2837	2392
VEGETABLE PRODUCTS	NA	---	---	219648	228541
GRAINS AND PREPS	NA	---	---	9170	8951
WHEAT-EX SEED,ED	MT				
BARLEY	MT	0	39	0	3
BISCUITS,WAFERS	MT	2233	2713	6412	6526
FRUITS AND PREPS	NA	---	---	4034	5531
FRESH OR FROZEN	MT	0	0	2	0
STRAWBERRIES	MT				
PREPARED OR PRES	MT	279	205	597	440
PINEAPPLES	MT				
FRUIT JUICES	MLT	11891	21506	3435	5091
NUTS AND PREPS	NA	---	---	26	56
VEGETABLES AND PREPS	NA	---	---	30710	25911
FRESH OR FROZEN	NA	---	---	40*	27
TOMATOES	MT				
PREPARED OR PRES	NA	---	---	30302	25884
OLIVES	MLT				
MUSHROOMS,CANNED	MT	31	35	189	193
HOPS & EXTRACT EQ	MT	5068	3837	26037	22120
SUGAR AND REL PRODS	NA	---	---	25023	21567
SUGAR-CANE,BEET	MT	1	4	2	15
MOLASSES INEDIBLE	MT				
CONFECTIONERY PRODS	MT	5159	7394	24653	21387
SPICES	MT	135	195	288	406
TOBACCO,UNMFD	MT	739	737	898	920
TOBACCO-FILLER	MT	204	1	270	6
TOBACCO-SCRAP	MT	457	599	621	879
BEVERGES EX FR JUICE	MLT	100605	114208	137269	149583
WINE	MLT	44213	48294	94231	98955
MALT BEVERAGES	MLT	56147	65832	42837	50529
FEEDS & FODDERS	NA	---	---	5956	7099
OILSEEDS AND PRODS	NA	---	---	4529	5687
OILSEEDS & OILNUTS	MT	37	64	51	85
FLAXSEED	MT				
SESAME SEED	MT				
OILS AND WAXES-VEG	MT	2629	3533	4477	5801
CASTOR OIL	MT	0	1	0	1
COCONUT OIL	MT				
OLIVE OIL	MT	3	0	8	0
PALM OIL	MT				
PALM KERNEL OIL	MT	0	101	0	180
OILCAKE AND MEAL	MT	2	0	2	0
COTTON,EX LINTERS	MT				
COTTON LINTERS	MT				
SEEDS,FIELD & GARDEN	NA	---	---	696	702
NURSERY STOCK	NA	---	---	136	115
OTHER VEG PRODUCTS	NA	---	---	912	1816

TABLE 4--U.S. AGRICULTURAL IMPORTS: QUANTITY AND VALUE, COUNTRY BY COMMODITY GROUP, FISCAL YEARS 1980 AND 1981

COUNTRY AND COMMODITY GROUP	UNIT	QUANTITY 1980	QUANTITY 1981	VALUE 1980 $1,000	VALUE 1981 $1,000
429 GERMAN DEMOCRATIC REP		---	---	2877	500
COMPLEMENTARY	NA	---	---	40	16
BANANAS-FRESH	MT				
PLANTAINS-FRESH	MT				
COFFEE-GREEN	MT				
COFFEE-ROASTED	MT				
COFFEE-SOLUBLE,EXTRACTS	MT				
COCOA BEANS	MT				
COCOA BUTTER	MT				
COCOA-CAKE,POWDER,ETC	MT				
CHOCOLATE PREPARATIONS	MT				
TEA-CRUDE OR PREPARED	MT				
SPICES	MT	20	0	25	0
ALLIED GUMS	MT				
RUBBER-CRUDE	MT				
RUBBER-LATEX	MT				
RUBBER-DRY FORM	MT				
SILK-RAW	MT				
WOOL-UNMFD,FREE	MT				
FIBERS-EX COTTON,JUTE	MT				
OILS-ESSENTIAL	MT	0	0	0	3
DRUGS	MT	5	5	16	13
OTHER COMPLEMENTARY	NA	---	---		
SUPPLEMENTARY	NA	---	---	2836	484
ANIMALS & ANIMAL PRODS	NA	---	---	2671	344
ANIMALS-LIVE,EX PLTRY	NA	---	---		
CATTLE-DUTIABLE	MNO				
MEATS AND MEAT PRODS	MT	17	14	57	28
MEATS-P.L.88-482	MT				
MEATS-FRESH,FROZEN	MT				
BEEF AND VEAL	MT				
PORK	MT				
MEATS-PREP,PRES	MT	17	14	57	28
BEEF AND VEAL	MT				
PORK	MT	17	14	57	28
MUTTON,GOAT, & LAMB	MT				
POULTRY & PRODUCTS,	NA	---	---		
DAIRY PRODUCTS	NA	---	---	7	0
NONFAT DRY MILK	MT				
CHEESE	MT	1	0	7	0
CASEIN AND MIXTURES	MT				
FATS OILS AND GREASES	MT				
HIDES AND SKINS	NA	---	---	2607	317
SHEEP & LAMB SKINS	MT				
FURSKINS	NA	---	---	2401	199
WOOL-UNMD,EX FREE	MT				
SAUSAGE CASINGS	NA	---	---		
OTHER ANIMAL PRODUCTS	NA	---	---		

COMMODITY GROUP	UNIT	QUANTITY 1980	QUANTITY 1981	VALUE 1980 $1,000	VALUE 1981 $1,000
VEGETABLE PRODUCTS	NA	---	---	165	140
GRAINS AND PREPS	NA	---	---	17	0
WHEAT-EX SEED,ED	MT				
BARLEY	MT				
BISCUITS,WAFERS	MT	5	0	17	0
FRUITS AND PREPS	NA	---	---		
FRESH OR FROZEN	MT				
STRAWBERRIES	MT				
PREPARED OR PRES	MT				
PINEAPPLES	MT				
FRUIT JUICES	MLT				
NUTS AND PREPS	NA	---	---		
VEGETABLES AND PREPS	NA	---	---	0	3
FRESH OR FROZEN	NA	---	---		
TOMATOES	MT				
PREPARED OR PRES	NA	---	---	0	3
OLIVES	MLT				
MUSHROOMS,CANNED	MT	0	0	0	3
HOPS & EXTRACT EQ	MT				
SUGAR AND REL PRODS	NA	---	---	25	0
SUGAR-CANE,BEET	MT				
MOLASSES INEDIBLE	MT				
CONFECTIONERY PRODS	MT	22	0	25	0
SPICES	MT				
TOBACCO,UNMFD	MT	11	0	16	0
TOBACCO-FILLER	MT	11	0	16	0
TOBACCO-SCRAP	MT				
BEVERGES EX FR JUICE	MLT	75	50	87	136
WINE	MLT	13	50	26	136
MALT BEVERAGES	MLT	61	0	60	0
FEEDS & FODDERS	NA	---	---	19	0
OILSEEDS AND PRODS	NA	---	---		
OILSEEDS & OILNUTS	MT				
FLAXSEED	MT				
SESAME SEED	MT				
OILS AND WAXES-VEG	MT				
CASTOR OIL	MT				
COCONUT OIL	MT				
OLIVE OIL	MT				
PALM OIL	MT				
PALM KERNEL OIL	MT				
OILCAKE AND MEAL	MT				
COTTON,EX LINTERS	MT				
COTTON LINTERS	MT				
SEEDS,FIELD & GARDEN	NA	---	---	2	0
NURSERY STOCK	NA	---	---	1	1
OTHER VEG PRODUCTS	NA	---	---		

TABLE 4--U.S. AGRICULTURAL IMPORTS: QUANTITY AND VALUE, COUNTRY BY COMMODITY GROUP, FISCAL YEARS 1980 AND 1981

COUNTRY AND COMMODITY GROUP	UNIT	QUANTITY 1980	QUANTITY 1981	VALUE 1980 $1,000	VALUE 1981 $1,000
433 AUSTRIA		---	---	33372	31526
COMPLEMENTARY	NA	---	---	490	384
BANANAS-FRESH	MT				
PLANTAINS-FRESH	MT				
COFFEE-GREEN	MT				
COFFEE-ROASTED	MT				
COFFEE-SOLUBLE,EXTRACTS	MT				
COCOA BEANS	MT				
COCOA BUTTER	MT				
COCOA-CAKE,POWDER,ETC	MT				
CHOCOLATE PREPARATIONS	MT	18	18	137	104
TEA-CRUDE OR PREPARED	MT				
SPICES	MT	0	0	2	1
ALLIED GUMS	MT				
RUBBER-CRUDE	MT				
RUBBER-LATEX	MT				
RUBBER-DRY FORM	MT				
SILK-RAW	MT				
WOOL-UNMFD,FREE	MT				
FIBERS-EX COTTON,JUTE	MT				
OILS-ESSENTIAL	MT	4	3	301	223
DRUGS	MT	0	2	9	41
OTHER COMPLEMENTARY	NA	---	---	41	15
SUPPLEMENTARY	NA	---	---	32882	31142
ANIMALS & ANIMAL PRODS	NA	---	---	25279	24251
ANIMALS-LIVE,EX PLTRY	NA	---	---	6	5
CATTLE-DUTIABLE	MNO				
MEATS AND MEAT PRODS	MT	0	11	0	44
MEATS-P.L.88-482	MT				
MEATS-FRESH,FROZEN	MT	0	11	0	44
BEEF AND VEAL	MT				
PORK	MT				
MEATS-PREP,PRES	MT				
BEEF AND VEAL	MT				
PORK	MT				
MUTTON,GOAT, & LAMB	MT				
POULTRY & PRODUCTS	NA	---	---		
DAIRY PRODUCTS	NA	---	---	25203	24155
NONFAT DRY MILK	MT	0	10	0	11
CHEESE	MT	9731	8604	25199	24145
CASEIN AND MIXTURES	MT				
FATS OILS AND GREASES	MT				
HIDES AND SKINS	NA	---	---		
SHEEP & LAMB SKINS	MT				
FURSKINS	NA	---	---		
WOOL-UMD,EX FREE	MT				
SAUSAGE CASINGS	NA	---	---	32	0
OTHER ANIMAL PRODUCTS	NA	---	---	39	46
VEGETABLE PRODUCTS	NA	---	---	7603	6891
GRAINS AND PREPS	NA	---	---	1554	832
WHEAT-EX SEED,ED	MT				
BARLEY	MT				
BISCUITS,WAFERS	MT	717	357	1486	713
FRUITS AND PREPS	NA	---	---	2791	2529
FRESH OR FROZEN	MT				
STRAWBERRIES	MT				
PREPARED OR PRES	MT	3	0	12	0
PINEAPPLES	MT				
FRUIT JUICES	MLT	8568	5411	2778	2528
NUTS AND PREPS	NA	---	---	0	452
VEGETABLES AND PREPS	NA	---	---	652	492
FRESH OR FROZEN	NA	---	---	0	78
TOMATOES	MT				
PREPARED OR PRES	NA	---	---	652	414
OLIVES	MLT				
MUSHROOMS,CANNED	MT				
HOPS & EXTRACT EQ	MT				
SUGAR AND REL PRODS	NA	---	---	66	123
SUGAR-CANE,BEET	MT	0	1	0	2
MOLASSES INEDIBLE	MT				
CONFECTIONERY PRODS	MT	19	51	66	121
SPICES	MT				
TOBACCO,UNMFD	MT				
TOBACCO-FILLER	MT				
TOBACCO-SCRAP	MT				
BEVERGES EX FR JUICE	MLT	1374	1365	2222	2103
WINE	MLT	858	862	1851	1742
MALT BEVERAGES	MLT	517	503	371	361
FEEDS & FODDERS	NA	---	---	0	23
OILSEEDS AND PRODS	NA	---	---	37	11
OILSEEDS & OILNUTS	MT				
FLAXSEED	MT				
SESAME SEED	MT				
OILS AND WAXES-VEG	MT	5	0	37	11
CASTOR OIL	MT				
COCONUT OIL	MT				
OLIVE OIL	MT				
PALM OIL	MT				
PALM KERNEL OIL	MT				
OILCAKE AND MEAL	MT				
COTTON,EX LINTERS	MT				
COTTON LINTERS	MT				
SEEDS,FIELD & GARDEN	NA	---	---	73	2
NURSERY STOCK	NA	---	---		
OTHER VEG PRODUCTS	NA	---	---	209	325

TABLE 4--U.S. AGRICULTURAL IMPORTS: QUANTITY AND VALUE, COUNTRY BY COMMODITY GROUP, FISCAL YEARS 1980 AND 1981

COUNTRY AND COMMODITY GROUP	UNIT	QUANTITY 1980	QUANTITY 1981	VALUE 1980 $1,000	VALUE 1981 $1,000
435 CZECHOSLOVAKIA		---	---	9518	11863
COMPLEMENTARY	NA	---	---	83	79
BANANAS-FRESH	MT				
PLANTAINS-FRESH	MT				
COFFEE-GREEN	MT				
COFFEE-ROASTED	MT				
COFFEE-SOLUBLE,EXTRACTS	MT				
COCOA BEANS	MT				
COCOA BUTTER	MT				
COCOA-CAKE,POWDER,ETC	MT				
CHOCOLATE PREPARATIONS	MT	34	34	66	79
TEA-CRUDE OR PREPARED	MT				
SPICES	MT				
ALLIED GUMS	MT				
RUBBER-CRUDE	MT				
RUBBER-LATEX	MT				
RUBBER-DRY FORM	MT				
SILK-RAW	MT				
WOOL-UNMFD,FREE	MT				
FIBERS-EX COTTON,JUTE	MT				
OILS-ESSENTIAL	MT				
DRUGS	MT	5	0	16	0
OTHER COMPLEMENTARY	NA	---	---		
SUPPLEMENTARY	NA	---	---	9535	11783
ANIMALS & ANIMAL PRODS	NA	---	---	5208	5713
ANIMALS-LIVE,EX PLTRY	NA	---	---		
CATTLE-DUTIABLE	MNO				
MEATS AND MEAT PRODS	MT	1532	1546	4183	4582
MEATS-P.L.88-482	MT				
MEATS-FRESH,FROZEN	MT				
BEEF AND VEAL	MT				
PORK	MT				
MEATS-PREP,PRES	MT	1532	1546	4183	4582
BEEF AND VEAL	MT				
PORK	MT	1532	1546	4183	4582
MUTTON,GOAT, & LAMB	MT				
POULTRY & PRODUCTS	NA	---	---	258	865
DAIRY PRODUCTS	NA	---	---	290	246
NONFAT DRY MILK	MT				
CHEESE	MT	225	180	290	246
CASEIN AND MIXTURES	MT				
FATS OILS AND GREASES	MT				
HIDES AND SKINS	NA	---	---	3	8
SHEEP & LAMB SKINS	MT				
FURSKINS	NA	---	---	3	0
WOOL-UNMD,EX FREE	MT	54	0	334	0
SAUSAGE CASINGS	NA	---	---		
OTHER ANIMAL PRODUCTS	NA	---	---	140	0

COMMODITY GROUP	UNIT	QUANTITY 1980	QUANTITY 1981	VALUE 1980 $1,000	VALUE 1981 $1,000
VEGETABLE PRODUCTS	NA	---	---	4327	6071
GRAINS AND PREPS	NA	---	---	0	94
WHEAT-EX SEED,ED	MT				
BARLEY	MT				
BISCUITS,WAFERS	MT				
FRUITS AND PREPS	NA	---	---		
FRESH OR FROZEN	MT				
STRAWBERRIES	MT				
PREPARED OR PRES	MT				
PINEAPPLES	MT				
FRUIT JUICES	MLT				
NUTS AND PREPS	NA	---	---		
VEGETABLES AND PREPS	NA	---	---	3704	5288
FRESH OR FROZEN	NA	---	---		
TOMATOES	MT				
PREPARED OR PRES	NA	---	---	3704	5288
OLIVES	MLT				
MUSHROOMS,CANNED	MT				
HOPS & EXTRACT EQ	MT	653	1079	3694	5284
SUGAR AND REL PRODS	NA	---	---	52	10
SUGAR-CANE,BEET	MT				
MOLASSES INEDIBLE	MT				
CONFECTIONERY PRODS	MT	62	0	52	1
SPICES	MT				
TOBACCO,UNMFD	MT				
TOBACCO-FILLER	MT				
TOBACCO-SCRAP	MT				
BEVERGES EX FR JUICE	MLT	981	1132	571	679
WINE	MLT	4	0	8	0
MALT BEVERAGES	MLT	977	1132	562	679
FEEDS & FODDERS	NA	---	---		
OILSEEDS AND PRODS	NA	---	---		
OILSEEDS & OILNUTS	MT				
FLAXSEED	MT				
SESAME SEED	MT				
OILS AND WAXES-VEG	MT				
CASTOR OIL	MT				
COCONUT OIL	MT				
OLIVE OIL	MT				
PALM OIL	MT				
PALM KERNEL OIL	MT				
OILCAKE AND MEAL	MT				
COTTON,EX LINTERS	MT				
COTTON LINTERS	MT				
SEEDS,FIELD & GARDEN	NA	---	---		
NURSERY STOCK	NA	---	---		
OTHER VEG PRODUCTS	NA	---	---		

TABLE 4--U.S. AGRICULTURAL IMPORTS: QUANTITY AND VALUE, COUNTRY BY COMMODITY GROUP, FISCAL YEARS 1980 AND 1981

COUNTRY AND COMMODITY GROUP	UNIT	QUANTITY 1980	QUANTITY 1981	VALUE 1980 $1,000	VALUE 1981 $1,000
437 HUNGARY		---	---	29826	34649
COMPLEMENTARY	NA	---	---	58	152
BANANAS-FRESH	MT				
PLANTAINS-FRESH	MT				
COFFEE-GREEN	MT				
COFFEE-ROASTED	MT				
COFFEE-SOLUBLE,EXTRACTS	MT				
COCOA BEANS	MT				
COCOA BUTTER	MT				
COCOA-CAKE,POWDER,ETC	MT				
CHOCOLATE PREPARATIONS	MT	0	1	0	6
TEA-CRUDE OR PREPARED	MT				
SPICES	MT	2	22	3	66
ALLIED GUMS	MT				
RUBBER-CRUDE	MT				
RUBBER-LATEX	MT				
RUBBER-DRY FORM	MT				
SILK-RAW	MT				
WOOL-UNMFD,FREE	MT				
FIBERS-EX COTTON,JUTE	MT				
OILS-ESSENTIAL	MT	0	2	7	37
DRUGS	MT	14	10	48	43
OTHER COMPLEMENTARY	NA	---	---		
SUPPLEMENTARY	NA	---	---	29768	34497
ANIMALS & ANIMAL PRODS	NA	---	---	26101	29448
ANIMALS-LIVE,EX PLTRY	NA	---	---	0	4
CATTLE-DUTIABLE	NNO				
MEATS AND MEAT PRODS	MT	7679	7801	23895	26463
MEATS-P.L.88-482	MT				
MEATS-FRESH,FROZEN	MT				
BEEF AND VEAL	MT				
PORK	MT				
MEATS-PREP,PRES	MT	7679	7801	23895	26463
BEEF AND VEAL	MT	0	29	0	40
PORK	MT	7679	7772	23895	26423
MUTTON,GOAT, & LAMB	MT				
POULTRY & PRODUCTS	NA	---	---	117	674
DAIRY PRODUCTS	NA	---	---	1868	541
NONFAT DRY MILK	MT				
CHEESE	MT	1063	280	1968	541
CASEIN AND MIXTURES	MT				
FATS OILS AND GREASES	MT				
HIDES AND SKINS	NA	---	---	65	1692
SHEEP & LAMB SKINS	MT				
FURSKINS	NA	---	---	65	1692
WOOL-UMD,EX FREE	MT				
SAUSAGE CASINGS	NA	---	---		
OTHER ANIMAL PRODUCTS	NA	---	---	156	74

COMMODITY GROUP	UNIT	QUANTITY 1980	QUANTITY 1981	VALUE 1980 $1,000	VALUE 1981 $1,000
VEGETABLE PRODUCTS	NA	---	---	3667	5049
GRAINS AND PREPS	NA	---	---	507	476
WHEAT-EX SEED,ED	MT				
BARLEY	MT				
BISCUITS,WAFERS	MT	44	0	104	0
FRUITS AND PREPS	NA	---	---	118	240
FRESH OR FROZEN	MT				
STRAWBERRIES	MT				
PREPARED OR PRES	MT	92	65	59	43
PINEAPPLES	MT				
FRUIT JUICES	MLT	270	1435	58	196
NUTS AND PREPS	NA	---	---		
VEGETABLES AND PREPS	NA	---	---	51	47
FRESH OR FROZEN	NA	---	---	0	4
TOMATOES	MT				
PREPARED OR PRES	NA	---	---	51	43
OLIVES	MLT				
MUSHROOMS,CANNED	MT				
HOPS & EXTRACT EQ	MT				
SUGAR AND REL PRODS	NA	---	---	16	64
SUGAR-CANE,BEET	MT				
MOLASSES INEDIBLE	MT				
CONFECTIONERY PRODS	MT	0	33	0	29
SPICES	MT	1149	758	1769	1090
TOBACCO,UNMFD	MT	0	27	0	77
TOBACCO-FILLER	MT	0	22	0	77
TOBACCO-SCRAP	MT				
BEVERGES EX FR JUICE	MLT	731	1109	1207	1630
WINE	MLT	731	1109	1207	1630
MALT BEVERAGES	MLT				
FEEDS & FODDERS	NA	---	---	0	7
OILSEEDS AND PRODS	NA	---	---	0	0
OILSEEDS & OILNUTS	MT				
FLAXSEED	MT				
SESAME SEED	MT				
OILS AND WAXES-VEG	MT	0	0	0	0
CASTOR OIL	MT				
COCONUT OIL	MT				
OLIVE OIL	MT				
PALM OIL	MT				
PALM KERNEL OIL	MT				
OILCAKE AND MEAL	MT				
COTTON,EX LINTERS	MT				
COTTON LINTERS	MT				
SEEDS,FIELD & GARDEN	NA	---	---	0	1268
NURSERY STOCK	NA	---	---		
OTHER VEG PRODUCTS	NA	---	---	0	151

TABLE 4--U.S. AGRICULTURAL IMPORTS: QUANTITY AND VALUE, COUNTRY BY COMMODITY GROUP, FISCAL YEARS 1980 AND 1981

COUNTRY AND COMMODITY GROUP	UNIT	QUANTITY 1980	QUANTITY 1981	VALUE 1980 $1,000	VALUE 1981 $1,000
441 SWITZERLAND		---	---	63966	61457
COMPLEMENTARY	NA	---	---	9277	12803
BANANAS-FRESH	MT				
PLANTAINS-FRESH	MT				
COFFEE-GREEN	MT	115	348	623	1408
COFFEE-ROASTED	MT	0	0	7	5
COFFEE-SOLUBLE,EXTRACTS	MT	32	64	198	298
COCOA BEANS	MT	0	5	9	21
COCOA BUTTER	MT	0	1	3	6
COCOA-CAKE,POWDER,ETC	MT	36	72	127	234
CHOCOLATE PREPARATIONS	MT	1468	1932	6778	8534
TEA-CRUDE OR PREPARED	MT	0	21	0	56
SPICES	MT	2	23	6	51
ALLIED GUMS	MT				
RUBBER-CRUDE	MT	0	3	0	5
RUBBER-LATEX	MT				
RUBBER-DRY FORM	MT	0	3	0	5
SILK-RAW	MT	0	0	3	4
WOOL-UNMFD,FREE	MT				
FIBERS-EX COTTON,JUTE	MT	0	21	0	9
OILS-ESSENTIAL	MT	16	22	769	539
DRUGS	MT	35	53	732	1623
OTHER COMPLEMENTARY	NA	---	---	32	10
SUPPLEMENTARY	NA	---	---	51629	48654
ANIMALS & ANIMAL PRODS	NA	---	---	22832	20574
ANIMALS-LIVE,EX PLTRY	NA	---	---	36	0
CATTLE-DUTIABLE	NNO				
MEATS AND MEAT PRODS	MT	6	6	96	74
MEATS-P.L.88-482	MT				
MEATS-FRESH,FROZEN	MT				
BEEF AND VEAL	MT				
PORK	MT				
MEATS-PREP,PRES	MT	6	6	96	74
BEEF AND VEAL	MT	6	4	87	59
PORK	MT	0	2	9	16
MUTTON,GOAT, & LAMB	MT				
POULTRY & PRODUCTS	NA	---	---	446	108
DAIRY PRODUCTS	NA	---	---	21788	20122
NONFAT DRY MILK	MT				
CHEESE	MT	5711	5176	21781	20122
CASEIN AND MIXTURES	MT				
FATS OILS AND GREASES	MT	0	0	0	0
HIDES AND SKINS	NA	---	---	303	102
SHEEP & LAMB SKINS	MT				
FURSKINS	NA	---	---	303	102
WOOL-UNMD,EX FREE	MT				
SAUSAGE CASINGS	NA	---	---	6	0
OTHER ANIMAL PRODUCTS	NA	---	---	154	166
VEGETABLE PRODUCTS	NA	---	---	28796	28080
GRAINS AND PREPS	NA	---	---	3427	4206
WHEAT-EX SEED,ED	MT				
BARLEY	MT				
BISCUITS,WAFERS	MT	78	128	273	450
FRUITS AND PREPS	NA	---	---	1661	937
FRESH OR FROZEN	MT	1	1	3	3
STRAWBERRIES	MT	1	1	3	2
PREPARED OR PRES	MT	118	238	339	533
PINEAPPLES	MT				
FRUIT JUICES	MLT	5889	1606	1319	401
NUTS AND PREPS	NA	---	---	39	38
VEGETABLES AND PREPS	NA	---	---	19070	17760
FRESH OR FROZEN	NA	---	---	0	0
TOMATOES	MT				
PREPARED OR PRES	NA	---	---	19070	17760
OLIVES	MLT				
MUSHROOMS,CANNED	MT	11	14	122	128
HOPS & EXTRACT EQ	MT				
SUGAR AND REL PRODS	NA	---	---	491	648
SUGAR-CANE,BEET	MT	0	0	0	0
MOLASSES INEDIBLE	MT				
CONFECTIONERY PRODS	MT	140	149	452	476
SPICES	MT				
TOBACCO,UNMFD	MT	0	1	0	3
TOBACCO-FILLER	MT	0	1	0	3
TOBACCO-SCRAP	MT	0	0	0	0
BEVERGES EX FR JUICE	MLT	748	638	928	724
WINE	MLT	155	68	408	216
MALT BEVERAGES	MLT	546	536	480	477
FEEDS & FODDERS	NA	---	---	41	50
OILSEEDS AND PRODS	NA	---	---	621	1349
OILSEEDS & OILNUTS	MT	0	428	0	345
FLAXSEED	MT				
SESAME SEED	MT	0	428	0	345
OILS AND WAXES-VEG	MT	773	1277	621	1004
CASTOR OIL	MT				
COCONUT OIL	MT				
OLIVE OIL	MT				
PALM OIL	MT				
PALM KERNEL OIL	MT				
OILCAKE AND MEAL	MT				
COTTON,EX LINTERS	MT				
COTTON LINTERS	MT				
SEEDS,FIELD & GARDEN	NA	---	---	73	59
NURSERY STOCK	NA	---	---	17	8
OTHER VEG PRODUCTS	NA	---	---	2430	2298

TABLE 4--U.S. AGRICULTURAL IMPORTS: QUANTITY AND VALUE, COUNTRY BY COMMODITY GROUP, FISCAL YEARS 1980 AND 1981

COUNTRY AND COMMODITY GROUP	UNIT	QUANTITY 1980	QUANTITY 1981	VALUE 1980 $1,000	VALUE 1981 $1,000
455 POLAND		---	---	159030	135843
COMPLEMENTARY	NA	---	---	921	502
BANANAS-FRESH	MT				
PLANTAINS-FRESH	MT				
COFFEE-GREEN	MT				
COFFEE-ROASTED	MT				
COFFEE-SOLUBLE,EXTRACTS	MT				
COCOA BEANS	MT				
COCOA BUTTER	MT				
COCOA-CAKE,POWDER,ETC	MT				
CHOCOLATE PREPARATIONS	MT	261	106	411	169
TEA-CRUDE OR PREPARED	MT				
SPICES	MT	172	60	287	72
ALLIED GUMS	MT				
RUBBER-CRUDE	MT				
RUBBER-LATEX	MT				
RUBBER-DRY FORM	MT				
SILK-RAW	MT				
WOOL-UNMFD,FREE	MT				
FIBERS-EX COTTON,JUTE	MT				
OILS-ESSENTIAL	MT	4	5	191	261
DRUGS	MT	7	0	24	0
OTHER COMPLEMENTARY	NA	---	---	8	0
SUPPLEMENTARY	NA	---	---	158109	135342
ANIMALS & ANIMAL PRODS	NA	---	---	148630	127180
ANIMALS-LIVE,EX PLTRY	NA	---	---	1721	418
CATTLE-DUTIABLE	NNO				
MEATS AND MEAT PRODS	MT	44785	34115	140651	118808
MEATS-P.L.88-482	MT				
MEATS-FRESH,FROZEN	MT				
BEEF AND VEAL	MT				
PORK	MT				
MEATS-PREP,PRES	MT	44785	34115	140651	118808
BEEF AND VEAL	MT				
PORK	MT	44594	34075	140330	118725
MUTTON,GOAT, & LAMB	MT				
POULTRY & PRODUCTS	NA	---	---	206	1718
DAIRY PRODUCTS	NA	---	---	4931	4109
NONFAT DRY MILK	MT				
CHEESE	MT	1391	519	2325	997
CASEIN AND MIXTURES	MT	1217	1356	2406	3208
FATS OILS AND GREASES	MT				
HIDES AND SKINS	NA	---	---	649	1857
SHEEP & LAMB SKINS	MT				
FURSKINS	NA	---	---	649	1836
WOOL-UNMD,EX FREE	MT				
SAUSAGE CASINGS	NA	---	---	25	0
OTHER ANIMAL PRODUCTS	NA	---	---	447	268
VEGETABLE PRODUCTS	NA	---	---	9479	8162
GRAINS AND PREPS	NA	---	---	652	362
WHEAT-EX SEED,ED	MT				
BARLEY	MT				
BISCUITS,WAFERS	MT	541	254	652	358
FRUITS AND PREPS	NA	---	---	1842	2584
FRESH OR FROZEN	MT	2184	2794	1691	2280
STRAWBERRIES	MT	2184	2794	1691	2280
PREPARED OR PRES	MT	234	367	151	302
PINEAPPLES	MT				
FRUIT JUICES	MLT	0	2	0	2
NUTS AND PREPS	NA	---	---		
VEGETABLES AND PREPS	NA	---	---	2842	3085
FRESH OR FROZEN	NA	---	---	300	0
TOMATOES	MT				
PREPARED OR PRES	NA	---	---	2542	3085
OLIVES	MLT				
MUSHROOMS,CANNED	MT	20	8	162	85
HOPS & EXTRACT EQ	MT	419	477	1506	1931
SUGAR AND REL PRODS	NA	---	---	1227	660
SUGAR-CANE,BEET	MT				
MOLASSES INEDIBLE	MT				
CONFECTIONERY PRODS	MT	1337	539	1134	526
SPICES	MT				
TOBACCO,UNMFD	MT	252	60	391	96
TOBACCO-FILLER	MT	252	60	391	96
TOBACCO-SCRAP	MT				
BEVERGES EX FR JUICE	MLT	725	826	452	307
WINE	MLT	158	18	254	32
MALT BEVERAGES	MLT	567	808	198	275
FEEDS & FODDERS	NA	---	---		
OILSEEDS AND PRODS	NA	---	---	2054	1061
OILSEEDS & OILNUTS	MT	87	15	57	14
FLAXSEED	MT				
SESAME SEED	MT				
OILS AND WAXES-VEG	MT	3006	1660	1996	1047
CASTOR OIL	MT				
COCONUT OIL	MT				
OLIVE OIL	MT				
PALM OIL	MT				
PALM KERNEL OIL	MT				
OILCAKE AND MEAL	MT				
COTTON,EX LINTERS	MT				
COTTON LINTERS	MT				
SEEDS,FIELD & GARDEN	NA	---	---	19	7
NURSERY STOCK	NA	---	---		
OTHER VEG PRODUCTS	NA	---	---		

TABLE 4--U.S. AGRICULTURAL IMPORTS: QUANTITY AND VALUE, COUNTRY BY COMMODITY GROUP, FISCAL YEARS 1980 AND 1981

COUNTRY AND COMMODITY GROUP	UNIT	QUANTITY 1980	QUANTITY 1981	VALUE 1980 $1,000	VALUE 1981 $1,000
461 U.S.S.R		---	---	10073	10318
COMPLEMENTARY	NA	---	---	566	902
BANANAS-FRESH	MT				
PLANTAINS-FRESH	MT				
COFFEE-GREEN	MT				
COFFEE-ROASTED	MT				
COFFEE-SOLUBLE,EXTRACTS	MT				
COCOA BEANS	MT				
COCOA BUTTER	MT				
COCOA-CAKE,POWDER,ETC	MT				
CHOCOLATE PREPARATIONS	MT	4	3	15	10
TEA-CRUDE OR PREPARED	MT	482	462	380	378
SPICES	MT	8	1	16	1
ALLIED GUMS	MT				
RUBBER-CRUDE	MT				
RUBBER-LATEX	MT				
RUBBER-DRY FORM	MT				
SILK-RAW	MT				
WOOL-UNMFD,FREE	MT				
FIBERS-EX COTTON,JUTE	MT				
OILS-ESSENTIAL	MT	2	11	120	569
DRUGS	MT	9	0	35	4
OTHER COMPLEMENTARY	NA	---	---		
SUPPLEMENTARY	NA	---	---	9506	9416
ANIMALS & ANIMAL PRODS	NA	---	---	7944	7373
ANIMALS-LIVE,EX PLTRY	NA	---	---		
CATTLE-DUTIABLE	NNO				
MEATS AND MEAT PRODS	MT				
MEATS-P.L.88-482	MT				
MEATS-FRESH,FROZEN	MT				
BEEF AND VEAL	MT				
PORK	MT				
MEATS-PREP,PRES	MT				
BEEF AND VEAL	MT				
PORK	MT				
MUTTON,GOAT, & LAMB	MT				
POULTRY & PRODUCTS	NA	---	---		
DAIRY PRODUCTS	NA	---	---	1887	287
NONFAT DRY MILK	MT				
CHEESE	MT				
CASEIN AND MIXTURES	MT	1153	121	1887	287
FATS OILS AND GREASES	MT				
HIDES AND SKINS	NA	---	---	6017	6957
SHEEP & LAMB SKINS	MT				
FURSKINS	NA	---	---	6017	6957
WOOL-UNMFD,EX FREE	MT				
SAUSAGE CASINGS	NA	---	---		
OTHER ANIMAL PRODUCTS	NA	---	---	40	130

COMMODITY GROUP	UNIT	QUANTITY 1980	QUANTITY 1981	VALUE 1980 $1,000	VALUE 1981 $1,000
VEGETABLE PRODUCTS	NA	---	---	1562	2043
GRAINS AND PREPS	NA	---	---	4	12
WHEAT-EX SEED,ED	MT				
BARLEY	MT				
BISCUITS,WAFERS	MT				
FRUITS AND PREPS	NA	---	---	19	41
FRESH OR FROZEN	MT				
STRAWBERRIES	MT				
PREPARED OR PRES	MT	21	54	19	41
PINEAPPLES	MT				
FRUIT JUICES	MLT				
NUTS AND PREPS	NA	---	---	11	0
VEGETABLES AND PREPS	NA	---	---	2	284
FRESH OR FROZEN	NA	---	---	1	5
TOMATOES	MT				
PREPARED OR PRES	NA	---	---	1	280
OLIVES	MLT				
MUSHROOMS,CANNED	MT				
HOPS & EXTRACT EQ	MT	9	55	0	260
SUGAR AND REL PRODS	NA	---	---	11	2
SUGAR-CANE,BEET	MT				
MOLASSES INEDIBLE	MT				
CONFECTIONERY PRODS	MT	3	1	6	2
SPICES	MT				
TOBACCO,UNMFD	MT	547	429	1460	1154
TOBACCO-FILLER	MT	547	429	1460	1154
TOBACCO-SCRAP	MT				
BEVERGES EX FR JUICE	MLT	21	46	40	85
WINE	MLT	21	45	40	84
MALT BEVERAGES	MLT				
FEEDS & FODDERS	NA	---	---	0	3
OILSEEDS AND PRODS	NA	---	---	0	6
OILSEEDS & OILNUTS	MT				
FLAXSEED	MT				
SESAME SEED	MT				
OILS AND WAXES-VEG	MT	0	7	0	6
CASTOR OIL	MT				
COCONUT OIL	MT				
OLIVE OIL	MT				
PALM OIL	MT				
PALM KERNEL OIL	MT				
OILCAKE AND MEAL	MT				
COTTON,EX LINTERS	MT	0	327	0	440
COTTON LINTERS	MT				
SEEDS,FIELD & GARDEN	NA	---	---	9	16
NURSERY STOCK	NA	---	---		
OTHER VEG PRODUCTS	NA	---	---	6	1

TABLE 4--U.S. AGRICULTURAL IMPORTS: QUANTITY AND VALUE, COUNTRY BY COMMODITY GROUP, FISCAL YEARS 1980 AND 1981

COUNTRY AND COMMODITY GROUP	UNIT	QUANTITY 1980	QUANTITY 1981	VALUE 1980 $1,000	VALUE 1981 $1,000
467 AZORES		---	---	916	1562
COMPLEMENTARY	NA	---	---	2	3
BANANAS-FRESH	MT				
PLANTAINS-FRESH	MT				
COFFEE-GREEN	MT				
COFFEE-ROASTED	MT				
COFFEE-SOLUBLE,EXTRACTS	MT	1	0	2	0
COCOA BEANS	MT				
COCOA BUTTER	MT				
COCOA-CAKE,POWDER,ETC	MT	0	0	0	1
CHOCOLATE PREPARATIONS	MT				
TEA-CRUDE OR PREPARED	MT	0	0	0	2
SPICES	MT				
ALLIED GUMS	MT				
RUBBER-CRUDE	MT				
RUBBER-LATEX	MT				
RUBBER-DRY FORM	MT				
SILK-RAW	KT				
WOOL-UNMFD,FREE	MT				
FIBERS-EX COTTON,JUTE	MT				
OILS-ESSENTIAL	MT				
DRUGS	MT				
OTHER COMPLEMENTARY	NA	---	---		
SUPPLEMENTARY	NA	---	---	913	1559
ANIMALS & ANIMAL PRODS	NA	---	---	595	896
ANIMALS-LIVE,EX PLTRY	NA	---	---		
CATTLE-DUTIABLE	NO				
MEATS AND MEAT PRODS	MT				
MEATS-P.L.88-482	MT				
MEATS-FRESH,FROZEN	MT				
BEEF AND VEAL	MT				
PORK	MT				
MEATS-PREP,PRES	MT				
BEEF AND VEAL	MT				
PORK	MT				
MUTTON,GOAT, & LAMB	MT				
POULTRY & PRODUCTS	NA	---	---		
DAIRY PRODUCTS	NA	---	---	595	896
NONFAT DRY MILK	MT				
CHEESE	MT	181	247	595	896
CASEIN AND MIXTURES	MT				
FATS OILS AND GREASES	MT				
HIDES AND SKINS	NA	---	---		
SHEEP & LAMB SKINS	MT				
FURSKINS	NA	---	---		
WOOL-UNMD,EX FREE	MT				
SAUSAGE CASINGS	NA	---	---		
OTHER ANIMAL PRODUCTS	NA	---	---	0	0
VEGETABLE PRODUCTS	NA	---	---	319	663
GRAINS AND PREPS	NA	---	---	71	89
WHEAT-EX SEED,FD	MT				
BARLEY	MT				
BISCUITS,WAFERS	MT	7	23	9	36
FRUITS AND PREPS	NA	---	---	7	8
FRESH OR FROZEN	MT	1	0	1	0
STRAWBERRIES	MT				
PREPARED OR PRES	MT	3	4	6	8
PINEAPPLES	MT	1	0	1	0
FRUIT JUICES	MLT				
NUTS AND PREPS	NA	---	---		
VEGETABLES AND PREPS	NA	---	---	177	194
FRESH OR FROZEN	NA	---	---	49	80
TOMATOES	MT				
PREPARED OR PRES	NA	---	---	127	114
OLIVES	MLT				
MUSHROOMS,CANNED	MT				
HOPS & EXTRACT EQ	MT				
SUGAR AND REL PRODS	NA	---	---		
SUGAR-CANE,BEET	MT				
MOLASSES INEDIBLE	MT				
CONFECTIONERY PRODS	MT				
SPICES	MT				
TOBACCO,UNMFD	MT	0	130	0	276
TOBACCO-FILLER	MT	0	130	0	276
TOBACCO-SCRAP	MT				
BEVERGES EX FR JUICE	MLT	58	99	64	95
WINE	MLT	38	0	50	0
MALT BEVERAGES	MLT	0	9	0	7
FEEDS & FODDERS	NA	---	---		
OILSEEDS AND PRODS	NA	---	---		
OILSEEDS & OILNUTS	MT				
FLAXSEED	MT				
SESAME SEED	MT				
OILS AND WAXES-VEG	MT				
CASTOR OIL	MT				
COCONUT OIL	MT				
OLIVE OIL	MT				
PALM OIL	MT				
PALM KERNEL OIL	MT				
OILCAKE AND MEAL	MT				
COTTON,EX LINTERS	MT				
COTTON LINTERS	MT				
SEEDS,FIELD & GARDEN	NA	---	---		
NURSERY STOCK	NA	---	---		
OTHER VEG PRODUCTS	NA	---	---		

TABLE 4--U.S. AGRICULTURAL IMPORTS: QUANTITY AND VALUE, COUNTRY BY COMMODITY GROUP, FISCAL YEARS 1980 AND 1981

COUNTRY AND COMMODITY GROUP	UNIT	QUANTITY 1980	QUANTITY 1981	VALUE 1980 $1,000	VALUE 1981 $1,000
469 SPAIN		---	---	201305	221066
COMPLEMENTARY	NA	---	---	7225	8786
BANANAS-FRESH	MT				
PLANTAINS-FRESH	MT				
COFFEE-GREEN	MT	3	135	6	422
COFFEE-ROASTED	MT	0	0	0	0
COFFEE-SOLUBLE,EXTRACTS	MT	0	0	0	0
COCOA BEANS	MT	20	0	137	0
COCOA BUTTER	MT	220	75	1441	368
COCOA-CAKE,POWDER,ETC	MT				
CHOCOLATE PREPARATIONS	MT	71	333	318	1040
TEA-CRUDE OR PREPARED	MT	0	0	1	0
SPICES	MT	1063	1452	2568	3577
ALLIED GUMS	MT				
RUBBER-CRUDE	MT				
RUBBER-LATEX	MT				
RUBBER-DRY FORM	MT				
SILK-RAW	MT				
WOOL-UNMFD,FREE	MT	66	16	212	40
FIBERS-EX COTTON,JUTE	MT	0	0	0	1
OILS-ESSENTIAL	MT	107	145	1689	2100
DRUGS	MT	10	36	23	158
OTHER COMPLEMENTARY	NA	---	---	737	1079
SUPPLEMENTARY	NA	---	---	194379	212280
ANIMALS & ANIMAL PRODS	NA	---	---	2221	2980
ANIMALS-LIVE,EX PLTRY	NA	---	---	216	419
CATTLE-DUTIABLE	NNO				
MEATS AND MEAT PRODS	MT	82	18	292	64
MEATS-P.L.88-482	MT				
MEATS-FRESH,FROZEN	MT				
BEEF AND VEAL	MT				
PORK	MT				
MEATS-PREP,PRES	MT	69	18	248	64
BEEF AND VEAL	MT	0	18	0	64
PORK	MT	69	0	248	0
MUTTON,GOAT, & LAMB	MT				
POULTRY & PRODUCTS	NA	---	---	18	13
DAIRY PRODUCTS	NA	---	---	83	270
NONFAT DRY MILK	MT				
CHEESE	MT	23	10	83	84
CASEIN AND MIXTURES	MT	0	68	0	187
FATS OILS AND GREASES	MT	3	0	3	0
HIDES AND SKINS	NA	---	---	254	347
SHEEP & LAMB SKINS	MT	0	20	0	157
FURSKINS	NA	---	---	171	152
WOOL-UMD,EX FREE	MT				
SAUSAGE CASINGS	NA	---	---	1334	1798
OTHER ANIMAL PRODUCTS	NA	---	---	20	70
VEGETABLE PRODUCTS	NA	---	---	191859	209308
GRAINS AND PREPS	NA	---	---	3095	3011
WHEAT-EX SEED,ED	MT				
BARLEY	MT				
BISCUITS,WAFERS	MT	351	468	658	849
FRUITS AND PREPS	NA	---	---	12128	8542
FRESH OR FROZEN	MT	393	348	318	291
STRAWBERRIES	MT				
PREPARED OR PRES	MT	8993	6234	10443	6547
PINEAPPLES	MT				
FRUIT JUICES	MLT	5769	7813	1367	1704
NUTS AND PREPS	NA	---	---	905	566
VEGETABLES AND PREPS	NA	---	---	96252	102177
FRESH OR FROZEN	NA	---	---	789	5043
TOMATOES	MT	0	3	0	5
PREPARED OR PRES	NA	---	---	95463	97134
OLIVES	MLT	52178	53012	73016	73371
MUSHROOMS,CANNED	MT	35	96	66	165
HOPS & EXTRACT EQ	MT				
SUGAR AND REL PRODS	NA	---	---	3504	5966
SUGAR-CANE,BEET	MT				
MOLASSES INEDIBLE	MT				
CONFECTIONERY PRODS	MT	576	1398	3486	5965
SPICES	MT	2601	2837	4819	5071
TOBACCO,UNMFD	MT	112	357	59	228
TOBACCO-FILLER	MT	79	104	44	59
TOBACCO-SCRAP	MT	33	238	15	167
BEVERGES EX FR JUICE	MLT	27532	29013	49408	60609
WINE	MLT	27341	28768	49283	60456
MALT BEVERAGES	MLT	167	237	94	145
FEEDS & FODDERS	NA	---	---		
OILSEEDS AND PRODS	NA	---	---	16532	16897
OILSEEDS & OILNUTS	MT				
FLAXSEED	MT				
SESAME SEED	MT				
OILS AND WAXES-VEG	MT	8908	9317	16532	16897
CASTOR OIL	MT				
COCONUT OIL	MT				
OLIVE OIL	MT	8906	9295	16529	16862
PALM OIL	MT				
PALM KERNEL OIL	MT				
OILCAKE AND MEAL	MT				
COTTON,EX LINTERS	MT				
COTTON LINTERS	MT				
SEEDS,FIELD & GARDEN	NA	---	---	26	48
NURSERY STOCK	NA	---	---	15	51
OTHER VEG PRODUCTS	NA	---	---	5115	6135

PB82-234154 AGES-820208 U.S. FOREIGN AGRICULTURAL TRADE STATISTICAL REPORT, FISCAL YEAR 1981: SUPPLEMENTARY TABLES. ECONOMIC RESEARCH SERVICE, WASHINGTON, DC. INTERNATIONAL ECONOMICS DIV. MAR 82 246P

3 OF 3
PB82
234154

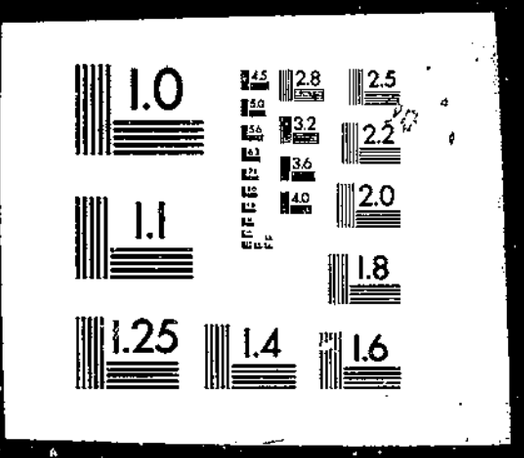

TABLE 4--U.S. AGRICULTURAL IMPORTS: QUANTITY AND VALUE, COUNTRY BY COMMODITY GROUP, FISCAL YEARS 1980 AND 1981

COUNTRY AND COMMODITY GROUP	UNIT	QUANTITY 1980	QUANTITY 1981	VALUE 1980 $1,000	VALUE 1981 $1,000
471 PORTUGAL		---	---	42215	43332
COMPLEMENTARY	NA	---	---	346	265
BANANAS-FRESH	MT				
PLANTAINS-FRESH	MT				
COFFEE-GREEN	MT				
COFFEE-ROASTED	MT	1	0	12	2
COFFEE-SOLUBLE,EXTRACTS	MT	1	0	17	2
COCOA BEANS	MT				
COCOA BUTTER	MT	16	0	108	0
COCOA-CAKE,POWDER,ETC	MT	2	3	2	3
CHOCOLATE PREPARATIONS	MT	17	21	44	99
TEA-CRUDE OR PREPARED	MT				
SPICES	MT	130	50	101	32
ALLIED GUMS	MT				
RUBBER-CRUDE	MT				
RUBBER-LATEX	MT				
RUBBER-DRY FORM	MT				
SILK-RAW	MT				
WOOL-UNMFD,FREE	MT	7	2	21	4
FIBERS-EX COTTON,JUTE	MT	18	0	5	0
OILS-ESSENTIAL	MT				
DRUGS	MT	0	4	0	16
OTHER COMPLEMENTARY	NA	---	---	36	120
SUPPLEMENTARY	NA	---	---	41869	43067
ANIMALS & ANIMAL PRODS	NA	---	---	1885	1569
ANIMALS-LIVE,EX PLTRY	NA	---	---		
CATTLE-DUTIABLE	NNO				
MEATS AND MEAT PRODS	MT	50	16	141	57
MEATS-P.L.88-482	MT				
MEATS-FRESH,FROZEN	MT				
BEEF AND VEAL	MT				
PORK	MT				
MEATS-PREP,PRES	MT	50	16	141	57
BEEF AND VEAL	MT				
PORK	MT	50	16	141	57
MUTTON,GOAT, & LAMB	MT				
POULTRY & PRODUCTS	NA	---	---	24	7
DAIRY PRODUCTS	NA	---	---	924	727
NONFAT DRY MILK	MT				
CHEESE	MT	471	284	924	727
CASEIN AND MIXTURES	MT				
FATS OILS AND GREASES	MT				
HIDES AND SKINS	NA	---	---		
SHEEP & LAMB SKINS	MT				
FURSKINS	NA	---	---		
WOOL-UMD,EX FREE	MT				
SAUSAGE CASINGS	NA	---	---	797	764
OTHER ANIMAL PRODUCTS	NA	---	---	0	13
VEGETABLE PRODUCTS	NA	---	---	39984	41498
GRAINS AND PREPS	NA	---	---	101	219
WHEAT-EX SEED,FD	MT				
BARLEY	MT				
BISCUITS,WAFERS	MT	53	89	62	145
FRUITS AND PREPS	NA	---	---	1980	1137
FRESH OR FROZEN	MT				
STRAWBERRIES	MT				
PREPARED OR PRES	MT	1385	896	1900	1132
PINEAPPLES	MT	1	0	1	0
FRUIT JUICES	MLT	0	6	0	5
NUTS AND PREPS	NA	---	---	661	657
VEGETABLES AND PREPS	NA	---	---	3227	4706
FRESH OR FROZEN	NA	---	---	86	78
TOMATOES	MT				
PREPARED OR PRES	NA	---	---	3142	4628
OLIVES	MLT	376	406	278	324
MUSHROOMS,CANNED	MT				
HOPS & EXTRACT EQ	MT				
SUGAR AND REL PRODS	NA	---	---	5	26
SUGAR-CANE,BEET	MT				
MOLASSES INEDIBLE	MT				
CONFECTIONERY PRODS	MT	4	15	5	26
SPICES	MT	0	0	0	0
TOBACCO,UNMFD	MT				
TOBACCO-FILLER	MT				
TOBACCO-SCRAP	MT				
BEVERGES EX FR JUICE	MLT	21242	20700	33248	33240
WINE	MLT	21128	20415	33194	33068
MALT BEVERAGES	MLT	90	184	37	106
FEEDS & FODDERS	NA	---	---	8	0
OILSEEDS AND PRODS	NA	---	---	521	1160
OILSEEDS & OILNUTS	MT	0	0	0	1
FLAXSEED	MT				
SESAME SEED	MT				
OILS AND WAXES-VEG	MT	227	541	521	1159
CASTOR OIL	MT				
COCONUT OIL	MT				
OLIVE OIL	MT	227	540	521	1158
PALM OIL	MT				
PALM KERNEL OIL	MT				
OILCAKE AND MEAL	MT				
COTTON,EA LINTERS	MT				
COTTON LINTERS	MT				
SEEDS,FIELD & GARDEN	NA	---	---	1	6
NURSERY STOCK	NA	---	---	10	0
OTHER VEG PRODUCTS	NA	---	---	303	347

TABLE 4--U.S. AGRICULTURAL IMPORTS: QUANTITY AND VALUE, COUNTRY BY COMMODITY GROUP, FISCAL YEARS 1980 AND 1981

COUNTRY AND COMMODITY GROUP	UNIT	QUANTITY 1980	QUANTITY 1981	VALUE 1980 $1,000	VALUE 1981 $1,000
475 ITALY		---	---	389509	405382
COMPLEMENTARY	NA	---	---	7421	9238
BANANAS-FRESH	MT				
PLANTAINS-FRESH	MT				
COFFEE-GREEN	MT	5	173	9	423
COFFEE-ROASTED	MT	19	45	133	304
COFFEE-SOLUBLE,EXTRACTS	MT	1	0	38	7
COCOA BEANS	MT	0	751	0	1620
COCOA BUTTER	MT	50	0	341	0
COCOA-CAKE,POWDER,ETC	MT	70	0	116	0
CHOCOLATE PREPARATIONS	MT	678	669	3723	3669
TEA-CRUDE OR PREPARED	MT	0	19	0	22
SPICES	MT	42	25	130	74
ALLIED GUMS	MT				
RUBBER-CRUDE	MT	5	16	2	23
RUBBER-LATEX	MT	5	3	2	2
RUBBER-DRY FORM	MT	0	13	0	22
SILK-RAW	MT				
WOOL-UNMFD,FREE	MT	15	37	26	53
FIBERS-EX COTTON,JUTE	MT				
OILS-ESSENTIAL	MT	41	47	2667	2380
DRUGS	MT	3	25	88	391
OTHER COMPLEMENTARY	NA	---	---	150	272
SUPPLEMENTARY	NA	---	---	382088	396144
ANIMALS & ANIMAL PRODS	NA	---	---	28479	32514
ANIMALS-LIVE,EX PLTRY	NA	---	---	561	364
CATTLE-DUTIABLE	MNO	0	0	0	30
MEATS AND MEAT PRODS	MT	290	106	950	344
MEATS-P.L.88-482	MT				
MEATS-FRESH,FROZEN	MT				
BEEF AND VEAL	MT				
PORK	MT				
MEATS-PREP,PRES	MT	284	106	996	343
BEEF AND VEAL	MT	67	29	246	137
PORK	MT	217	35	651	137
MUTTON,GOAT, & LAMB	MT				
POULTRY & PRODUCTS	NA	---	---	16	68
DAIRY PRODUCTS	NA	---	---	26190	30213
NONFAT DRY MILK	MT				
CHEESE	MT	6552	7711	25753	30210
CASEIN AND MIXTURES	MT	170	0	437	0
FATS OILS AND GREASES	MT	56	423	104	225
HIDES AND SKINS	NA	---	---	30	263
SHEEP & LAMB SKINS	MT	0	73	2	226
FURSKINS	NA	---	---	28	13
WOOL-UNMD,EX FREE	MT	0	11	0	51
SAUSAGE CASINGS	NA	---	---	15	51
OTHER ANIMAL PRODUCTS	NA	---	---	513	936
VEGETABLE PRODUCTS	NA	---	---	353609	363630
GRAINS AND PREPS	NA	---	---	10744	15549
WHEAT-EX SEED,ED	MT				
BARLEY	MT	0	10	0	9
BISCUITS,WAFERS	MT	679	759	2494	3113
FRUITS AND PREPS	NA	---	---	2310	1914
FRESH OR FROZEN	MT	0	14	1	15
STRAWBERRIES	MT				
PREPARED OR PRES	MT	1054	1320	690	930
PINEAPPLES	MT				
FRUIT JUICES	MLT	4259	836	1620	969
NUTS AND PREPS	NA	---	---	6407	4517
VEGETABLES AND PREPS	NA	---	---	7906	11949
FRESH OR FROZEN	NA	---	---	116	228
TOMATOES	MT	0	17	0	12
PREPARED OR PRES	NA	---	---	7790	11721
OLIVES	MLT	63	145	83	153
MUSHROOMS,CANNED	MT	12	2	42	18
HOPS & EXTRACT EQ	MT				
SUGAR AND REL PRODS	NA	---	---	7325	5148
SUGAR-CANE,BEET	MT				
MOLASSES INEDIBLE	MT	40891	15163	3503	1284
CONFECTIONERY PRODS	MT	1912	1819	3811	3839
SPICES	MT	0	3	3	19
TOBACCO,UNMFD	MT	9453	12465	14722	16330
TOBACCO-FILLER	MT	4419	10702	7550	15791
TOBACCO-SCRAP	MT	4796	1123	7133	453
BEVERGES EX FR JUICE	MLT	222880	234451	273988	275563
WINE	MLT	222442	233656	273620	275027
MALT BEVERAGES	MLT	296	638	201	380
FEEDS & FODDERS	NA	---	---	92	2667
OILSEEDS AND PRODS	NA	---	---	25234	25756
OILSEEDS & OILNUTS	MT	18	15	26	23
FLAXSEED	MT				
SESAME SEED	MT				
OILS AND WAXES-VEG	MT	14653	15482	25207	25732
CASTOR OIL	MT				
COCONUT OIL	MT				
OLIVE OIL	MT	14603	15313	25143	25564
PALM OIL	MT				
PALM KERNEL OIL	MT	10	0	15	0
OILCAKE AND MEAL	MT				
COTTON,EX LINTERS	MT				
COTTON LINTERS	MT				
SEEDS,FIELD & GARDEN	NA	---	---	519	1041
NURSERY STOCK	NA	---	---	68	135
OTHER VEG PRODUCTS	NA	---	---	4290	3044

TABLE 4--U.S. AGRICULTURAL IMPORTS: QUANTITY AND VALUE, COUNTRY BY COMMODITY GROUP, FISCAL YEARS 1980 AND 1981

COUNTRY AND COMMODITY GROUP	UNIT	QUANTITY 1980	QUANTITY 1981	VALUE 1980 $1,000	VALUE 1981 $1,000
479 YUGOSLAVIA		---	---	62740	66621
COMPLEMENTARY	NA	---	---	3172	3434
BANANAS-FRESH	MT				
PLANTAINS-FRESH	MT				
COFFEE-GREEN	MT				
COFFEE-ROASTED	MT				
COFFEE-SOLUBLE,EXTRACTS	MT				
COCOA BEANS	MT				
COCOA BUTTER	MT				
COCOA-CAKE,POWDER,ETC	MT				
CHOCOLATE PREPARATIONS	MT	40	18	101	62
TEA-CRUDE OR PREPARED	MT	1	2	12	7
SPICES	MT	706	674	2273	2316
ALLIED GUMS	MT				
RUBBER-CRUDE	MT				
RUBBER-LATEX	MT				
RUBBER-DRY FORM	MT				
SILK-RAW	MT				
WOOL-UNMFD,FREE	MT				
FIBERS-EX COTTON,JUTE	MT	5	0	2	0
OILS-ESSENTIAL	MT	17	27	562	786
DRUGS	MT	51	249	29	169
OTHER COMPLEMENTARY	NA	---	---	93	114
SUPPLEMENTARY	NA	---	---	59568	63186
ANIMALS & ANIMAL PRODS	NA	---	---	31542	35701
ANIMALS-LIVE,EX PLTRY	NA	---	---		
CATTLE-DUTIABLE	MNO				
MEATS AND MEAT PRODS	MT	9386	8646	29260	29445
MEATS-P.L.88-482	MT				
MEATS-FRESH,FROZEN	MT				
BEEF AND VEAL	MT				
PORK	MT				
MEATS-PREP,PRES	MT	9386	8646	29260	29445
BEEF AND VEAL	MT				
PORK	MT	9376	8646	29176	29445
MUTTON,GOAT, & LAMB	MT				
POULTRY & PRODUCTS	NA	---	---	144	4839
DAIRY PRODUCTS	NA	---	---	436	575
NONFAT DRY MILK	MT				
CHEESE	MT	197	221	436	575
CASEIN AND MIXTURES	MT				
FATS OILS AND GREASES	MT				
HIDES AND SKINS	NA	---	---		
SHEEP & LAMB SKINS	MT				
FURSKINS	NA	---	---		
WOOL-UMD,EX FREE	MT				
SAUSAGE CASINGS	NA	---	---	724	576
OTHER ANIMAL PRODUCTS	NA	---	---	979	267
VEGETABLE PRODUCTS	NA	---	---	28026	27485
GRAINS AND PREPS	NA	---	---	501	817
WHEAT-EX SEED,ED	MT				
BARLEY	MT				
BISCUITS,WAFERS	MT	287	412	380	712
FRUITS AND PREPS	NA	---	---	718	504
FRESH OR FROZEN	MT				
STRAWBERRIES	MT				
PREPARED OR PRES	MT	69	15	68	19
PINEAPPLES	MT				
FRUIT JUICES	MLT	1422	2706	650	485
NUTS AND PREPS	NA	---	---		
VEGETABLES AND PREPS	NA	---	---	4013	2629
FRESH OR FROZEN	NA	---	---	1	5
TOMATOES	MT				
PREPARED OR PRES	NA	---	---	4012	2624
OLIVES	MLT				
MUSHROOMS,CANNED	MT				
HOPS & EXTRACT EQ	MT	910	658	3715	2476
SUGAR AND REL PRODS	NA	---	---	182	313
SUGAR-CANE,BEET	MT				
MOLASSES INEDIBLE	MT				
CONFECTIONERY PRODS	MT	32	230	130	249
SPICES	MT	6	10	9	13
TOBACCO,UNMFD	MT	6009	6384	20812	20930
TOBACCO-FILLER	MT	5986	6384	20805	20929
TOBACCO-SCRAP	MT	23	0	7	1
BEVERGES EX FR JUICE	MLT	1396	1352	1124	1229
WINE	MLT	1205	1193	1022	1132
MALT BEVERAGES	MLT	179	147	94	90
FEEDS & FODDERS	NA	---	---		
OILSEEDS AND PRODS	NA	---	---	95	71
OILSEEDS & OILNUTS	MT	146	100	94	67
FLAXSEED	MT				
SESAME SEED	MT				
OILS AND WAXES-VEG	MT	1	3	2	4
CASTOR OIL	MT				
COCONUT OIL	MT				
OLIVE OIL	MT				
PALM OIL	MT				
PALM KERNEL OIL	MT				
OILCAKE AND MEAL	MT				
COTTON,EX LINTERS	MT				
COTTON LINTERS	MT				
SEEDS,FIELD & GARDEN	NA	---	---	543	967
NURSERY STOCK	NA	---	---		
OTHER VEG PRODUCTS	NA	---	---	28	13

TABLE 4--U.S. AGRICULTURAL IMPORTS: QUANTITY AND VALUE, COUNTRY BY COMMODITY GROUP, FISCAL YEARS 1980 AND 1981

COUNTRY AND COMMODITY GROUP	UNIT	QUANTITY 1980	QUANTITY 1981	VALUE 1980 $1,000	VALUE 1981 $1,000
494 GREECE		---	---	61329	73378
COMPLEMENTARY	NA	---	---	2810	2546
BANANAS-FRESH	MT				
PLANTAINS-FRESH	MT				
COFFEE-GREEN	MT				
COFFEE-ROASTED	MT	97	67	617	381
COFFEE-SOLUBLE,EXTRACTS	MT				
COCOA BEANS	MT				
COCOA BUTTER	MT				
COCOA-CAKE,POWDER,ETC	MT				
CHOCOLATE PREPARATIONS	MT	36	41	60	86
TEA-CRUDE OR PREPARED	MT	1	3	2	9
SPICES	MT	866	958	2117	2005
ALLIED GUMS	MT				
RUBBER-CRUDE	MT				
RUBBER-LATEX	MT				
RUBBER-DRY FORM	MT				
SILK-RAW	MT				
WOOL-UNMFD,FREE	MT				
FIBERS-EX COTTON,JUTE	MT				
OILS-ESSENTIAL	MT				
DRUGS	MT	6	0	0	0
OTHER COMPLEMENTARY	NA	---	---	14	74
SUPPLEMENTARY	NA	---	---	58519	70832
ANIMALS & ANIMAL PRODS	NA	---	---	2075	2406
ANIMALS-LIVE,EX PLTRY	NA	---	---		
CATTLE-DUTIABLE	MNO				
MEATS AND MEAT PRODS	MT	1	182	11	762
MEATS-P.L.88-482	MT				
MEATS-FRESH,FROZEN	MT				
BEEF AND VEAL	MT				
PORK	MT				
MEATS-PREP,PRES	MT	1	182	11	762
BEEF AND VEAL	MT				
PORK	MT	0	149	0	502
MUTTON,GOAT, & LAMB	MT				
POULTRY & PRODUCTS	NA	---	---	0	1
DAIRY PRODUCTS	NA	---	---	1747	1267
NONFAT DRY MILK	MT				
CHEESE	MT	515	362	1747	1267
CASEIN AND MIXTURES	MT				
FATS OILS AND GREASES	MT	45	53	95	123
HIDES AND SKINS	NA	---	---	123	98
SHEEP & LAMB SKINS	MT				
FURSKINS	NA	---	---	123	98
WOOL-UMD,EX FREE	MT				
SAUSAGE CASINGS	NA	---	---		
OTHER ANIMAL PRODUCTS	NA	---	---	100	155
VEGETABLE PRODUCTS	NA	---	---	56444	68426
GRAINS AND PREPS	NA	---	---	971	1114
WHEAT-EX SEED,ED	MT				
BARLEY	MT				
BISCUITS,WAFERS	MT	8	0	13	0
FRUITS AND PREPS	NA	---	---	4456	3610
FRESH OR FROZEN	MT	1	5	2	9
STRAWBERRIES	MT				
PREPARED OR PRES	MT	3124	2370	4355	3600
PINEAPPLES	MT				
FRUIT JUICES	MLT	219	1	99	0
NUTS AND PREPS	NA	---	---	4	8
VEGETABLES AND PREPS	NA	---	---	8075	10199
FRESH OR FROZEN	NA	---	---	0	82
TOMATOES	MT				
PREPARED OR PRES	NA	---	---	8075	10118
OLIVES	MLT	2860	2600	3435	3145
MUSHROOMS,CANNED	MT				
HOPS & EXTRACT EQ	MT				
SUGAR AND REL PRODS	NA	---	---	179	262
SUGAR-CANE,BEET	MT				
MOLASSES INEDIBLE	MT				
CONFECTIONERY PRODS	MT	81	129	127	233
SPICES	MT				
TOBACCO,UNMFD	MT	10572	16179	38881	49472
TOBACCO-FILLER	MT	13131	15619	38126	49160
TOBACCO-SCRAP	MT	426	211	753	241
BEVERGES EX FR JUICE	MLT	2701	2030	2756	2341
WINE	MLT	2579	1975	2681	2304
MALT BEVERAGES	MLT	123	54	75	38
FEEDS & FODDERS	NA	---	---		
OILSEEDS AND PRODS	NA	---	---	1032	1127
OILSEEDS & OILNUTS	MT				
FLAXSEED	MT				
SESAME SEED	MT				
OILS AND WAXES-VEG	MT	555	523	1032	1127
CASTOR OIL	MT				
COCONUT OIL	MT				
OLIVE OIL	MT	555	523	1032	1127
PALM OIL	MT				
PALM KERNEL OIL	MT				
OILCAKE AND MEAL	MT				
COTTON,EX LINTERS	MT				
COTTON LINTERS	MT				
SEEDS,FIELD & GARDEN	NA	---	---		
NURSERY STOCK	NA	---	---		
OTHER VEG PRODUCTS	NA	---	---	91	293

TABLE 4--U.S. AGRICULTURAL IMPORTS: QUANTITY AND VALUE, COUNTRY BY COMMODITY GROUP, FISCAL YEARS 1980 AND 1981

COUNTRY AND COMMODITY GROUP	UNIT	QUANTITY 1980	QUANTITY 1981	VALUE 1980 $1,000	VALUE 1981 $1,000
485 ROMANIA		---	---	31206	30532
COMPLEMENTARY	NA	---	---	219	629
BANANAS-FRESH	MT				
PLANTAINS-FRESH	MT				
COFFEE-GREEN	MT				
COFFEE-ROASTED	MT				
COFFEE-SOLUBLE,EXTRACTS	MT				
COCOA BEANS	MT				
COCOA BUTTER	MT				
COCOA-CAKE,POWDER,ETC	MT				
CHOCOLATE PREPARATIONS	MT				
TEA-CRUDE OR PREPARED	MT				
SPICES	MT	634	945	218	386
ALLIED GUMS	MT				
RUBBER-CRUDE	MT	0	246	0	229
RUBBER-LATEX	MT				
RUBBER-DRY FORM	MT	0	246	0	229
SILK-RAW	MT				
WOOL-UNMFD,FREE	MT				
FIBERS-EX COTTON,JUTE	MT				
OILS-ESSENTIAL	MT				
DRUGS	MT	0	0	1	0
OTHER COMPLEMENTARY	NA	---	---	0	14
SUPPLEMENTARY	NA	---	---	30987	29963
ANIMALS & ANIMAL PRODS	NA	---	---	28265	24134
ANIMALS-LIVE,EX PLTRY	NA	---	---		
CATTLE-DUTIABLE	MNO				
MEATS AND MEAT PRODS	MT	7567	6595	20200	18713
MEATS-P.L.88-482	MT				
MEATS-FRESH,FROZEN	MT				
BEEF AND VEAL	MT				
PORK	MT				
MEATS-PREP,PRES	MT	7563	6595	20184	18713
BEEF AND VEAL	MT	350	200	502	273
PORK	MT	7213	6395	19682	18440
MUTTON,GOAT, & LAMB	MT				
POULTRY & PRODUCTS	NA	---	---	1272	1007
DAIRY PRODUCTS	NA	---	---	6520	4344
NONFAT DRY MILK	MT				
CHEESE	MT	3112	1925	6520	4344
CASEIN AND MIXTURES	MT				
FATS OILS AND GREASES	MT				
HIDES AND SKINS	NA	---	---		
SHEEP & LAMB SKINS	MT				
FURSKINS	NA	---	---		
WOOL-UNMD,EX FREE	MT				
SAUSAGE CASINGS	NA	---	---		
OTHER ANIMAL PRODUCTS	NA	---	---	273	69
VEGETABLE PRODUCTS	NA	---	---	2722	5769
GRAINS AND PREPS	NA	---	---	264	194
WHEAT-EX SEED,FD	MT				
BARLEY	MT				
BISCUITS,WAFERS	MT				
FRUITS AND PREPS	NA	---	---	280	0
FRESH OR FROZEN	MT				
STRAWBERRIES	MT				
PREPARED OR PRES	MT	405	0	260	0
PINEAPPLES	MT				
FRUIT JUICES	MLT	90	0	19	0
NUTS AND PREPS	NA	---	---		
VEGETABLES AND PREPS	NA	---	---	100	73
FRESH OR FROZEN	NA	---	---		
TOMATOES	MT				
PREPARED OR PRES	NA	---	---	100	73
OLIVES	MLT				
MUSHROOMS,CANNED	MT	20	0	44	0
HOPS & EXTRACT FD	MT				
SUGAR AND REL PRODS	NA	---	---	0	28
SUGAR-CANE,BEET	MT				
MOLASSES INEDIBLE	MT				
CONFECTIONERY PRODS	MT	0	14	0	28
SPICES	MT				
TOBACCO,UNMFD	MT	161	499	163	767
TOBACCO-FILLER	MT	11	427	33	711
TOBACCO-SCRAP	MT	121	50	126	48
BEVERGES EX FR JUICE	MLT	1580	1211	1351	1085
WINE	MLT	1580	1211	1351	1085
MALT BEVERAGES	MLT				
FEEDS & FODDERS	NA	---	---		
OILSEEDS AND PRODS	NA	---	---	93	347
OILSEEDS & OILNUTS	MT	134	379	93	347
FLAXSEED	MT				
SESAME SEED	MT				
OILS AND WAXES-VEG	MT				
CASTOR OIL	MT				
COCONUT OIL	MT				
OLIVE OIL	MT				
PALM OIL	MT				
PALM KERNEL OIL	MT				
OILCAKE AND MEAL	MT				
COTTON,EX LINTERS	MT				
COTTON LINTERS	MT				
SEEDS,FIELD & GARDEN	NA	---	---	471	3277
NURSERY STOCK	NA	---	---		
OTHER VEG PRODUCTS	NA	---	---		

TABLE 4--U.S. AGRICULTURAL IMPORTS: QUANTITY AND VALUE, COUNTRY BY COMMODITY GROUP, FISCAL YEARS 1980 AND 1981

COUNTRY AND COMMODITY GROUP	UNIT	QUANTITY 1980	QUANTITY 1981	VALUE 1980 $1,000	VALUE 1981 $1,000
487 BULGARIA		---	---	17371	20175
COMPLEMENTARY	NA	---	---	443	471
BANANAS-FRESH	MT				
PLANTAINS-FRESH	MT				
COFFEE-GREEN	MT				
COFFEE-ROASTED	MT				
COFFEE-SOLUBLE,EXTRACTS	MT				
COCOA BEANS	MT				
COCOA BUTTER	MT				
COCOA-CAKE,POWDER,ETC	MT				
CHOCOLATE PREPARATIONS	MT				
TEA-CRUDE OR PREPARED	MT	3	3	3	3
SPICES	MT	29	25	41	34
ALLIED GUMS	MT				
RUBBER-CRUDE	MT				
RUBBER-LATEX	MT				
RUBBER-DRY FORM	MT				
SILK-RAW	MT				
WOOL-UNMFD,FREE	MT				
FIBERS-EX COTTON,JUTE	MT				
OILS-ESSENTIAL	MT	7	2	393	434
DRUGS	MT				
OTHER COMPLEMENTARY	NA	---	---	7	0
SUPPLEMENTARY	NA	---	---	16928	19704
ANIMALS & ANIMAL PRODS	NA	---	---	1493	2210
ANIMALS-LIVE,EX PLTRY	NA	---	---		
CATTLE-DUTIABLE	MNO				
MEATS AND MEAT PRODS	MT	56	37	123	100
MEATS-P.L.88-482	MT				
MEATS-FRESH,FROZEN	MT				
BEEF AND VEAL	MT				
PORK	MT				
MEATS-PREP,PRES	MT	56	37	123	100
BEEF AND VEAL	MT				
PORK	MT	56	37	123	100
MUTTON,GOAT, & LAMB	MT				
POULTRY & PRODUCTS	NA	---	---		
DAIRY PRODUCTS	NA	---	---	1370	2109
NONFAT DRY MILK	MT				
CHEESE	MT	714	982	1370	2109
CASEIN AND MIXTURES	MT				
FATS OILS AND GREASES	MT				
HIDES AND SKINS	NA	---	---		
SHEEP & LAMB SKINS	MT				
FURSKINS	NA	---	---		
WOOL-UMD,EX FREE	MT				
SAUSAGE CASINGS	NA	---	---		
OTHER ANIMAL PRODUCTS	NA	---	---		

COMMODITY GROUP	UNIT	QUANTITY 1980	QUANTITY 1981	VALUE 1980 $1,000	VALUE 1981 $1,000
VEGETABLE PRODUCTS	NA	---	---	15435	17494
GRAINS AND PREPS	NA	---	---		
WHEAT-EX SEED,ED	MT				
BARLEY	MT				
BISCUITS,WAFERS	MT				
FRUITS AND PREPS	NA	---	---	0	17
FRESH OR FROZEN	MT				
STRAWBERRIES	MT				
PREPARED OR PRES	MT	0	23	0	17
PINEAPPLES	MT				
FRUIT JUICES	MLT				
NUTS AND PREPS	NA	---	---	24	0
VEGETABLES AND PREPS	NA	---	---	10	0
FRESH OR FROZEN	NA	---	---		
TOMATOES	MT				
PREPARED OR PRES	NA	---	---	10	0
OLIVES	MLT				
MUSHROOMS,CANNED	MT				
HOPS & EXTRACT EQ	MT				
SUGAR AND REL PRODS	NA	---	---		
SUGAR-CANE,BEET	MT				
MOLASSES INEDIBLE	MT				
CONFECTIONERY PRODS	MT				
SPICES	MT	0	39	0	69
TOBACCO,UNMFD	MT	4921	5296	15029	16715
TOBACCO-FILLER	MT	4921	5296	15029	16715
TOBACCO-SCRAP	MT				
BEVERGES EX FR JUICE	MLT	593	961	372	692
WINE	MLT	593	961	372	692
MALT BEVERAGES	MLT				
FEEDS & FODDERS	NA	---	---		
OILSEEDS AND PRODS	NA	---	---		
OILSEEDS & OILNUTS	MT				
FLAXSEED	MT				
SESAME SEED	MT				
OILS AND MAXES-VEG	MT				
CASTOR OIL	MT				
COCONUT OIL	MT				
OLIVE OIL	MT				
PALM OIL	MT				
PALM KERNEL OIL	MT				
OILCAKE AND MEAL	MT				
COTTON,EX LINTERS	MT				
COTTON LINTERS	MT				
SEEDS,FIELD & GARDEN	NA	---	---		
NURSERY STOCK	NA	---	---		
OTHER VEG PRODUCTS	NA	---	---		

TABLE 4--U.S. AGRICULTURAL IMPORTS: QUANTITY AND VALUE, COUNTRY BY COMMODITY GROUP, FISCAL YEARS 1980 AND 1981

COUNTRY AND COMMODITY GROUP	UNIT	QUANTITY 1980	QUANTITY 1981	VALUE 1980 $1,000	VALUE 1981 $1,000
489 TURKEY		---	---	158303	152124
COMPLEMENTARY	NA	---	---	3698	3411
BANANAS-FRESH	MT				
PLANTAINS-FRESH	MT				
COFFEE-GREEN	MT				
COFFEE-ROASTED	MT	1	0	8	0
COFFEE-SOLUBLE,EXTRACTS	MT				
COCOA BEANS	MT				
COCOA BUTTER	MT				
COCOA-CAKE,POWDER,ETC	MT				
CHOCOLATE PREPARATIONS	MT				
TEA-CRUDE OR PREPARED	MT				
SPICES	MT	1417	1657	2667	2477
ALLIED GUMS	MT				
RUBBER-CRUDE	MT				
RUBBER-LATEX	MT				
RUBBER-DRY FORM	MT				
SILK-RAW	MT				
WOOL-UNMFD,FREE	MT				
FIBERS-EX COTTON,JUTE	MT				
OILS-ESSENTIAL	MT	1	0	385	45
DRUGS	MT	1014	432	533	889
OTHER COMPLEMENTARY	NA	---	---	5	0
SUPPLEMENTARY	NA	---	---	154605	148713
ANIMALS & ANIMAL PRODS	NA	---	---	43	283
ANIMALS-LIVE,EX PLTRY	NA	---	---		
CATTLE-DUTIABLE	MNO				
MEATS AND MEAT PRODS	MT				
MEATS-P.L.88-482	MT				
MEATS-FRESH,FROZEN	MT				
BEEF AND VEAL	MT				
PORK	MT				
MEATS-PREP,PRES	MT				
BEEF AND VEAL	MT				
PORK	MT				
MUTTON,GOAT, & LAMB	MT				
POULTRY & PRODUCTS	NA	---	---		
DAIRY PRODUCTS	NA	---	---		
NONFAT DRY MILK	MT				
CHEESE	MT				
CASEIN AND MIXTURES	MT				
FATS OILS AND GREASES	MT				
HIDES AND SKINS	NA	---	---	0	0
SHEEP & LAMB SKINS	MT				
FURSKINS	NA	---	---	0	0
WOOL-UNMD,EX FREE	MT	0	32	0	216
SAUSAGE CASINGS	NA	---	---	0	19
OTHER ANIMAL PRODUCTS	NA	---	---	43	48
VEGETABLE PRODUCTS	NA	---	---	154563	148430
GRAINS AND PREPS	NA	---	---	7	5
WHEAT-EX SEED,ED	MT				
BARLEY	MT				
BISCUITS,WAFERS	MT				
FRUITS AND PREPS	NA	---	---	6589	4946
FRESH OR FROZEN	MT	0	18	0	40
STRAWBERRIES	MT				
PREPARED OR PRES	MT	3373	1434	6589	4582
PINEAPPLES	MT				
FRUIT JUICES	MLT	0	1423	0	324
NUTS AND PREPS	NA	---	---	7951	6633
VEGETABLES AND PREPS	NA	---	---	979	1942
FRESH OR FROZEN	NA	---	---	21	30
TOMATOES	MT				
PREPARED OR PRES	NA	---	---	959	1912
OLIVES	MLT				
MUSHROOMS,CANNED	MT				
HOPS & EXTRACT EQ	MT				
SUGAR AND REL PRODS	NA	---	---	14	31
SUGAR-CANE,BEET	MT				
MOLASSES INEDIBLE	MT				
CONFECTIONERY PRODS	MT	7	7	14	17
SPICES	MT	0	0	0	0
TOBACCO,UNMFD	MT	50945	49925	138733	133901
TOBACCO-FILLER	MT	47184	46677	137321	132726
TOBACCO-SCRAP	MT	3761	3248	1413	1175
BEVERGES EX FR JUICE	MLT	0	43	0	25
WINE	MLT				
MALT BEVERAGES	MLT	0	43	0	25
FEEDS & FODDERS	NA	---	---		
OILSEEDS AND PRODS	NA	---	---	250	895
OILSEEDS & OILNUTS	MT	421	935	250	895
FLAXSEED	MT				
SESAME SEED	MT				
OILS AND WAXES-VEG	MT				
CASTOR OIL	MT				
COCONUT OIL	MT				
OLIVE OIL	MT				
PALM OIL	MT				
PALM KERNEL OIL	MT				
OILCAKE AND MEAL	MT				
COTTON,EX LINTERS	MT				
COTTON LINTERS	MT				
SEEDS,FIELD & GARDEN	NA	---	---	2	0
NURSERY STOCK	NA	---	---	1	6
OTHER VEG PRODUCTS	NA	---	---	36	46

TABLE ←--U.S. AGRICULTURAL IMPORTS: QUANTITY AND VALUE, COUNTRY BY COMMODITY GROUP, FISCAL YEARS 1980 AND 1981

COUNTRY AND COMMODITY GROUP	UNIT	QUANTITY 1980	QUANTITY 1981	VALUE 1980 $1,000	VALUE 1981 $1,000
491 CYPRUS		---	---	759	829
COMPLEMENTARY	NA	---	---	331	253
BANANAS-FRESH	MT				
PLANTAINS-FRESH	MT				
COFFEE-GREEN	MT				
COFFEE-ROASTED	MT	0	0	1	1
COFFEE-SOLUBLE,EXTRACTS	MT				
COCOA BEANS	MT				
COCOA BUTTER	MT				
COCOA-CAKE,POWDER,ETC	MT				
CHOCOLATE PREPARATIONS	MT	14	33	44	136
TEA-CRUDE OR PREPARED	MT				
SPICES	MT	1	1	4	1
ALLIED GUMS	MT				
RUBBER-CRUDE	MT				
RUBBER-LATEX	MT				
RUBBER-DRY FORM	MT				
SILK-RAW	MT				
WOOL-UNMFD,FREE	MT				
FIBERS-EX COTTON,JUTE	MT				
OILS-ESSENTIAL	MT				
DRUGS	MT				
OTHER COMPLEMENTARY	NA	---	---	281	115
SUPPLEMENTARY	NA	---	---	428	575
ANIMALS & ANIMAL PRODS	NA	---	---	179	143
ANIMALS-LIVE,EX PLTRY	NA	---	---		
CATTLE-DUTIABLE	MNO				
MEATS AND MEAT PRODS	MT				
MEATS-P.L.88-482	MT				
MEATS-FRESH,FROZEN	MT				
BEEF AND VEAL	MT				
PORK	MT				
MEATS-PREP,PRES	MT				
BEEF AND VEAL	MT				
PORK	MT				
MUTTON,GOAT, & LAMB	MT				
POULTRY & PRODUCTS	NA	---	---		
DAIRY PRODUCTS	NA	---	---	178	143
NONFAT DRY MILK	MT				
CHEESE	MT	41	30	178	143
CASEIN AND MIXTURES	MT				
FATS OILS AND GREASES	MT				
HIDES AND SKINS	NA	---	---	0	0
SHEEP & LAMB SKINS	MT				
FURSKINS	NA	---	---	0	0
WOOL-UNMD,EX FREE	MT				
SAUSAGE CASINGS	NA	---	---		
OTHER ANIMAL PRODUCTS	NA	---	---		
VEGETABLE PRODUCTS	NA	---	---	250	433
GRAINS AND PREPS	NA	---	---	3	18
WHEAT-EX SEED,FD	MT				
BARLEY	MT				
BISCUITS,WAFERS	MT				
FRUITS AND PREPS	NA	---	---	73	259
FRESH OR FROZEN	MT				
STRAWBERRIES	MT				
PREPARED OR PRES	MT	126	523	71	258
PINEAPPLES	MT				
FRUIT JUICES	MLT	1	1	1	1
NUTS AND PREPS	NA	---	---	1	0
VEGETABLES AND PREPS	NA	---	---	3	0
FRESH OR FROZEN	NA	---	---		
TOMATOES	MT				
PREPARED OR PRES	NA	---	---	3	0
OLIVES	MLT	4	0	3	0
MUSHROOMS,CANNED	MT				
HOPS & EXTRACT EQ	MT				
SUGAR AND REL PRODS	NA	---	---	4	3
SUGAR-CANE,BEET	MT				
MOLASSES INEDIBLE	MT				
CONFECTIONERY PRODS	MT	1	1	3	3
SPICES	MT				
TOBACCO,UNMFD	MT	18	8	64	27
TOBACCO-FILLER	MT	13	5	45	15
TOBACCO-SCRAP	MT	5	3	18	12
BEVERGES EX FR JUICE	MLT	55	78	78	116
WINE	MLT	54	69	77	105
MALT BEVERAGES	MLT	0	10	0	10
FEEDS & FODDERS	NA	---	---		
OILSEEDS AND PRODS	NA	---	---		
OILSEEDS & OILNUTS	MT				
FLAXSEED	MT				
SESAME SEED	MT				
OILS AND WAXES-VEG	MT				
CASTOR OIL	MT				
COCONUT OIL	MT				
OLIVE OIL	MT				
PALM OIL	MT				
PALM KERNEL OIL	MT				
OILCAKE AND MEAL	MT				
COTTON,EX LINTERS	MT				
COTTON LINTERS	MT				
SEEDS,FIELD & GARDEN	NA	---	---	0	10
NURSERY STOCK	NA	---	---		
OTHER VEG PRODUCTS	NA	---	---	24	0

TABLE 4--U.S. AGRICULTURAL IMPORTS: QUANTITY AND VALUE, COUNTRY BY COMMODITY GROUP, FISCAL YEARS 1980 AND 1981

COUNTRY AND COMMODITY GROUP	UNIT	QUANTITY 1980	QUANTITY 1981	VALUE 1980 $1,000	VALUE 1981 $1,000
502 SYRIA		---	---	6218	8495
COMPLEMENTARY	NA	---	---	407	274
BANANAS-FRESH	MT				
PLANTAINS-FRESH	MT				
COFFEE-GREEN	MT				
COFFEE-ROASTED	MT				
COFFEE-SOLUBLE,EXTRACTS	MT				
COCOA BEANS	MT				
COCOA BUTTER	MT				
COCOA-CAKE,POWDER,ETC	MT				
CHOCOLATE PREPARATIONS	MT				
TEA-CRUDE OR PREPARED	MT				
SPICES	MT	9	12	24	30
ALLIED GUMS	MT				
RUBBER-CRUDE	MT				
RUBBER-LATEX	MT				
RUBBER-DRY FORM	MT				
SILK-RAW	MT				
WOOL-UNMFD,FREE	MT	166	126	326	244
FIBERS-EX COTTON,JUTE	MT	259	0	56	0
OILS-ESSENTIAL	MT				
DRUGS	MT	0	0	0	0
OTHER COMPLEMENTARY	NA	---	---	0	0
SUPPLEMENTARY	NA	---	---	5811	8221
ANIMALS & ANIMAL PRODS	NA	---	---	273	319
ANIMALS-LIVE,EX PLTRY	NA	---	---		
CATTLE-DUTIABLE	MNO				
MEATS AND MEAT PRODS	MT				
MEATS-P.L.88-482	MT				
MEATS-FRESH,FROZEN	MT				
BEEF AND VEAL	MT				
PORK	MT				
MEATS-PREP,PRES	MT				
BEEF AND VEAL	MT				
PORK	MT				
MUTTON,GOAT, & LAMB	MT				
POULTRY & PRODUCTS	NA	---	---		
DAIRY PRODUCTS	NA	---	---		
NONFAT DRY MILK	MT				
CHEESE	MT				
CASEIN AND MIXTURES	MT				
FATS OILS AND GREASES	MT				
HIDES AND SKINS	NA	---	---		
SHEEP & LAMB SKINS	MT				
FURSKINS	NA	---	---		
WOOL-UMD,EX FREE	MT	0	41	0	98
SAUSAGE CASINGS	NA	---	---	273	221
OTHER ANIMAL PRODUCTS	NA	---	---		
VEGETABLE PRODUCTS	NA	---	---	5538	7902
GRAINS AND PREPS	NA	---	---	16	37
WHEAT-EX SEED,ED	MT				
BARLEY	MT				
BISCUITS,WAFERS	MT				
FRUITS AND PREPS	NA	---	---	411	102
FRESH OR FROZEN	MT				
STRAWBERRIES	MT				
PREPARED OR PRES	MT	328	38	408	102
PINEAPPLES	MT				
FRUIT JUICES	MLT	8	0	3	0
NUTS AND PREPS	NA	---	---	0	33
VEGETABLES AND PREPS	NA	---	---	4	24
FRESH OR FROZEN	NA	---	---		
TOMATOES	MT				
PREPARED OR PRES	NA	---	---	4	24
OLIVES	MLT				
MUSHROOMS,CANNED	MT				
HOPS & EXTRACT EQ	MT				
SUGAR AND REL PRODS	NA	---	---	10	4
SUGAR-CANE,BEET	MT				
MOLASSES INEDIBLE	MT				
CONFECTIONERY PRODS	MT	0	0	1	0
SPICES	MT	0	0	0	1
TOBACCO,UNMFD	MT	1485	2133	5097	7687
TOBACCO-FILLER	MT	1485	2094	5096	7679
TOBACCO-SCRAP	MT	0	39	1	8
BEVERGES EX FR JUICE	MLT				
WINE	MLT				
MALT BEVERAGES	MLT				
FEEDS & FODDERS	NA	---	---		
OILSEEDS AND PRODS	NA	---	---	0	14
OILSEEDS & OILNUTS	MT	0	3	0	4
FLAXSEED	MT				
SESAME SEED	MT				
OILS AND WAXES-VEG	MT	0	4	0	10
CASTOR OIL	MT				
COCONUT OIL	MT				
OLIVE OIL	MT				
PALM OIL	MT				
PALM KERNEL OIL	MT				
OILCAKE AND MEAL	MT				
COTTON,EX LINTERS	MT				
COTTON LINTERS	MT				
SEEDS,FIELD & GARDEN	NA	---	---	0	0
NURSERY STOCK	NA	---	---		
OTHER VEG PRODUCTS	NA	---	---		

TABLE 4--U.S. AGRICULTURAL IMPORTS: QUANTITY AND VALUE, COUNTRY BY COMMODITY GROUP, FISCAL YEARS 1980 AND 1981

COUNTRY AND COMMODITY GROUP	UNIT	QUANTITY 1980	QUANTITY 1981	VALUE 1980 $1,000	VALUE 1981 $1,000
504 LEBANON		---	---	11468	12698
COMPLEMENTARY	NA	---	---	477	231
BANANAS-FRESH	MT				
PLANTAINS-FRESH	MT				
COFFEE-GREEN	MT				
COFFEE-ROASTED	MT	0	0	1	0
COFFEE-SOLUBLE,EXTRACTS	MT				
COCOA BEANS	MT				
COCOA BUTTER	MT				
COCOA-CAKE,POWDER,ETC	MT				
CHOCOLATE PREPARATIONS	MT				
TEA-CRUDE OR PREPARED	MT				
SPICES	MT	24	3	26	13
ALLIED GUMS	MT				
RUBBER-CRUDE	MT				
RUBBER-LATEX	MT				
RUBBER-DRY FORM	MT				
SILK-RAW	MT				
WOOL-UNMFD,FREE	MT	52	126	193	218
FIBERS-EX COTTON,JUTE	MT				
OILS-ESSENTIAL	MT	0	0	4	0
DRUGS	MT	112	0	253	0
OTHER COMPLEMENTARY	NA	---	---	0	0
SUPPLEMENTARY	NA	---	---	10991	12467
ANIMALS & ANIMAL PRODS	NA	---	---	5	41
ANIMALS-LIVE,EX PLTRY	NA	---	---		
CATTLE-DUTIABLE	MNO				
MEATS AND MEAT PRODS	MT				
MEATS-P.L.88-482	MT				
MEATS-FRESH,FROZEN	MT				
BEEF AND VEAL	MT				
PORK	MT				
MEATS-PREP,PRES	MT				
BEEF AND VEAL	MT				
PORK	MT				
MUTTON,GOAT, & LAMB	MT				
POULTRY & PRODUCTS	NA	---	---		
DAIRY PRODUCTS	NA	---	---		
NONFAT DRY MILK	MT				
CHEESE	MT				
CASEIN AND MIXTURES	MT				
FATS OILS AND GREASES	MT	0	1	0	2
HIDES AND SKINS	NA	---	---		
SHEEP & LAMB SKINS	MT				
FURSKINS	NA	---	---		
WOOL-UMD,EX FREE	MT				
SAUSAGE CASINGS	NA	---	---	5	40
OTHER ANIMAL PRODUCTS	NA	---	---		
VEGETABLE PRODUCTS	NA	---	---	10986	12426
GRAINS AND PREPS	NA	---	---	83	67
WHEAT-EX SEED,ED	MT				
BARLEY	MT				
BISCUITS,WAFERS	MT	0	0	1	0
FRUITS AND PREPS	NA	---	---	18	41
FRESH OR FROZEN	MT				
STRAWBERRIES	MT				
PREPARED OR PRES	MT	10	12	12	20
PINEAPPLES	MT				
FRUIT JUICES	MLT	10	17	6	21
NUTS AND PREPS	NA	---	---	0	0
VEGETABLES AND PREPS	NA	---	---	91	94
FRESH OR FROZEN	NA	---	---	0	1
TOMATOES	MT				
PREPARED OR PRES	NA	---	---	91	94
OLIVES	MLT				
MUSHROOMS,CANNED	MT				
HOPS & EXTRACT EQ	MT				
SUGAR AND REL PRODS	NA	---	---	127	109
SUGAR-CANE,BEET	MT				
MOLASSES INEDIBLE	MT				
CONFECTIONERY PRODS	MT	33	26	111	92
SPICES	MT	0	0	2	0
TOBACCO,UNMFD	MT	3471	3682	10613	11967
TOBACCO-FILLER	MT	2942	3521	10350	11876
TOBACCO-SCRAP	MT	529	161	263	91
BEVERGES EX FR JUICE	MLT	1	21	3	87
WINE	MLT	1	21	3	87
MALT BEVERAGES	MLT				
FEEDS & FODDERS	NA	---	---		
OILSEEDS AND PRODS	NA	---	---	24	34
OILSEEDS & OILNUTS	MT	0	35	1	19
FLAXSEED	MT				
SESAME SEED	MT	0	0	1	0
OILS AND WAXES-VEG	MT	7	5	23	14
CASTOR OIL	MT				
COCONUT OIL	MT				
OLIVE OIL	MT				
PALM OIL	MT				
PALM KERNEL OIL	MT				
OILCAKE AND MEAL	MT				
COTTON,EX LINTERS	MT				
COTTON LINTERS	MT				
SEEDS,FIELD & GARDEN	NA	---	---	11	8
NURSERY STOCK	NA	---	---		
OTHER VEG PRODUCTS	NA	---	---	13	18

TABLE 4--U.S. AGRICULTURAL IMPORTS: QUANTITY AND VALUE, COUNTRY BY COMMODITY GROUP, FISCAL YEARS 1980 AND 1981

COUNTRY AND COMMODITY GROUP	UNIT	QUANTITY 1980	QUANTITY 1981	VALUE 1980 $1,000	VALUE 1981 $1,000
505 IRAQ		---	---	4017	410
COMPLEMENTARY	NA	---	---	1370	19
BANANAS-FRESH	MT				
PLANTAINS-FRESH	MT				
COFFEE-GREEN	MT				
COFFEE-ROASTED	MT				
COFFEE-SOLUBLE,EXTRACTS	MT				
COCOA BEANS	MT				
COCOA BUTTER	MT				
COCOA-CAKE,POWDER,ETC	MT				
CHOCOLATE PREPARATIONS	MT				
TEA-CRUDE OR PREPARED	MT				
SPICES	MT				
ALLIED GUMS	MT				
RUBBER-CRUDE	MT				
RUBBER-LATEX	MT				
RUBBER-DRY FORM	MT				
SILK-RAW	MT				
WOOL-UNMFD,FREE	MT	229	13	462	19
FIBERS-EX COTTON,JUTE	MT				
OILS-ESSENTIAL	MT				
DRUGS	MT	248	0	557	0
OTHER COMPLEMENTARY	NA	---	---	50	0
SUPPLEMENTARY	NA	---	---	2947	391
ANIMALS & ANIMAL PRODS	NA	---	---	42	0
ANIMALS-LIVE,EX PLTRY	NA	---	---		
CATTLE-DUTIABLE	MNO				
MEATS AND MEAT PRODS	MT				
MEATS-P.L.88-482	MT				
MEATS-FRESH,FROZEN	MT				
BEEF AND VEAL	MT				
PORK	MT				
MEATS-PREP,PRES	MT				
BEEF AND VEAL	MT				
PORK	MT				
MUTTON,GOAT, & LAMB	MT				
POULTRY & PRODUCTS	NA	---	---		
DAIRY PRODUCTS	NA	---	---	42	0
NONFAT DRY MILK	MT				
CHEESE	MT				
CASEIN AND MIXTURES	MT	15	0	42	0
FATS OILS AND GREASES	MT				
HIDES AND SKINS	NA	---	---		
SHEEP & LAMB SKINS	MT				
FURSKINS	NA	---	---		
WOOL-UMD,EX FREE	MT				
SAUSAGE CASINGS	NA	---	---		
OTHER ANIMAL PRODUCTS	NA	---	---		

COMMODITY GROUP	UNIT	QUANTITY 1980	QUANTITY 1981	VALUE 1980 $1,000	VALUE 1981 $1,000
VEGETABLE PRODUCTS	NA	---	---	2905	391
GRAINS AND PREPS	NA	---	---		
WHEAT-EX SEED,ED	MT				
BARLEY	MT				
BISCUITS,WAFERS	MT				
FRUITS AND PREPS	NA	---	---	2905	391
FRESH OR FROZEN	MT				
STRAWBERRIES	MT				
PREPARED OR PRES	MT	3843	1120	2905	391
PINEAPPLES	MT				
FRUIT JUICES	MLT				
NUTS AND PREPS	NA	---	---		
VEGETABLES AND PREPS	NA	---	---		
FRESH OR FROZEN	NA	---	---		
TOMATOES	MT				
PREPARED OR PRES	NA	---	---		
OLIVES	MLT				
MUSHROOMS,CANNED	MT				
HOPS & EXTRACT EQ	MT				
SUGAR AND REL PRODS	NA	---	---		
SUGAR-CANE,BEET	MT				
MOLASSES INEDIBLE	MT				
CONFECTIONERY PRODS	MT				
SPICES	MT				
TOBACCO,UNMFD	MT				
TOBACCO-FILLER	MT				
TOBACCO-SCRAP	MT				
BEVERGES EX FR JUICE	MLT				
WINE	MLT				
MALT BEVERAGES	MLT				
FEEDS & FODDERS	NA	---	---		
OILSEEDS AND PRODS	NA	---	---		
OILSEEDS & OILNUTS	MT				
FLAXSEED	MT				
SESAME SEED	MT				
OILS AND WAXES-VEG	MT				
CASTOR OIL	MT				
COCONUT OIL	MT				
OLIVE OIL	MT				
PALM OIL	MT				
PALM KERNEL OIL	MT				
OILCAKE AND MEAL	MT				
COTTON,EX LINTERS	MT				
COTTON LINTERS	MT				
SEEDS,FIELD & GARDEN	NA	---	---		
NURSERY STOCK	NA	---	---		
OTHER VEG PRODUCTS	NA	---	---		

TABLE 4--U.S. AGRICULTURAL IMPORTS: QUANTITY AND VALUE, COUNTRY BY COMMODITY GROUP, FISCAL YEARS 1980 AND 1981

COUNTRY AND COMMODITY GROUP	UNIT	QUANTITY 1980	QUANTITY 1981	VALUE 1980 $1,000	VALUE 1981 $1,000
507 IRAN		---	---	29479	18710
COMPLEMENTARY	NA	---	---	2446	2876
BANANAS-FRESH	MT				
PLANTAINS-FRESH	MT				
COFFEE-GREEN	MT				
COFFEE-ROASTED	MT				
COFFEE-SOLUBLE,EXTRACTS	MT				
COCOA BEANS	MT				
COCOA BUTTER	MT				
COCOA-CAKE,POWDER,ETC	MT				
CHOCOLATE PREPARATIONS	MT				
TEA-CRUDE OR PREPARED	MT				
SPICES	MT	465	187	831	299
ALLIED GUMS	MT				
RUBBER-CRUDE	MT				
RUBBER-LATEX	MT				
RUBBER-DRY FORM	MT				
SILK-RAW	MT				
WOOL-UNMFD,FREE	MT				
FIBERS-EX COTTON,JUTE	MT				
OILS-ESSENTIAL	MT				
DRUGS	MT	606	984	1504	2577
OTHER COMPLEMENTARY	NA	---	---	12	0
SUPPLEMENTARY	NA	---	---	27033	15834
ANIMALS & ANIMAL PRODS	NA	---	---	11257	9169
ANIMALS-LIVE,EX PLTRY	NA	---	---		
CATTLE-DUTIABLE	MNO				
MEATS AND MEAT PRODS	MT				
MEATS-P.L.88-482	MT				
MEATS-FRESH,FROZEN	MT				
BEEF AND VEAL	MT				
PORK	MT				
MEATS-PREP,PRES	MT				
BEEF AND VEAL	MT				
PORK	MT				
MUTTON,GOAT, & LAMB	MT				
POULTRY & PRODUCTS	NA	---	---		
DAIRY PRODUCTS	NA	---	---	0	5
NONFAT DRY MILK	MT				
CHEESE	MT				
CASEIN AND MIXTURES	MT				
FATS OILS AND GREASES	MT				
HIDES AND SKINS	NA	---	---	10965	8803
SHEEP & LAMB SKINS	MT	1953	2044	10370	8631
FURSKINS	NA	---	---		
WOOL-UMD,EX FREE	MT	36	59	292	362
SAUSAGE CASINGS	NA	---	---		
OTHER ANIMAL PRODUCTS	NA	---	---		

COMMODITY GROUP	UNIT	QUANTITY 1980	QUANTITY 1981	VALUE 1980 $1,000	VALUE 1981 $1,000
VEGETABLE PRODUCTS	NA	---	---	15776	6665
GRAINS AND PREPS	NA	---	---	10	0
WHEAT-EX SEED,ED	MT				
BARLEY	MT				
BISCUITS,WAFERS	MT				
FRUITS AND PREPS	NA	---	---	6946	102
FRESH OR FROZEN	MT				
STRAWBERRIES	MT				
PREPARED OR PRES	MT	8747	63	6938	102
PINEAPPLES	MT				
FRUIT JUICES	MLT	17	0	8	0
NUTS AND PREPS	NA	---	---	8791	6560
VEGETABLES AND PREPS	NA	---	---	24	0
FRESH OR FROZEN	NA	---	---		
TOMATOES	MT				
PREPARED OR PRES	NA	---	---	24	0
OLIVES	MLT				
MUSHROOMS,CANNED	MT				
HOPS & EXTRACT EQ	MT				
SUGAR AND REL PRODS	NA	---	---		
SUGAR-CANE,BEET	MT				
MOLASSES INEDIBLE	MT				
CONFECTIONERY PRODS	MT				
SPICES	MT				
TOBACCO,UNMFD	MT	1	1	5	3
TOBACCO-FILLER	MT	1	1	5	3
TOBACCO-SCRAP	MT				
BEVERGES EX FR JUICE	MLT				
WINE	MLT				
MALT BEVERAGES	MLT				
FEEDS & FODDERS	NA	---	---		
OILSEEDS AND PRODS	NA	---	---		
OILSEEDS & OILNUTS	MT				
FLAXSEED	MT				
SESAME SEED	MT				
OILS AND WAXES-VEG	MT				
CASTOR OIL	MT				
COCONUT OIL	MT				
OLIVE OIL	MT				
PALM OIL	MT				
PALM KERNEL OIL	MT				
OILCAKE AND MEAL	MT				
COTTON,EX LINTERS	MT				
COTTON LINTERS	MT				
SEEDS,FIELD & GARDEN	NA	---	---		
NURSERY STOCK	NA	---	---		
OTHER VEG PRODUCTS	NA	---	---		

TABLE 4--U.S. AGRICULTURAL IMPORTS: QUANTITY AND VALUE, COUNTRY BY COMMODITY GROUP, FISCAL YEARS 1980 AND 1981

COUNTRY AND COMMODITY GROUP	UNIT	QUANTITY 1980	QUANTITY 1981	VALUE 1980 $1,000	VALUE 1981 $1,000
508 ISRAEL		---	---	24125	30318
COMPLEMENTARY	NA	---	---	4351	6459
BANANAS-FRESH	MT				
PLANTAINS-FRESH	MT				
COFFEE-GREEN	MT	0	458	0	1196
COFFEE-ROASTED	MT				
COFFEE-SOLUBLE,EXTRACTS	MT				
COCOA BEANS	MT				
COCOA BUTTER	MT				
COCOA-CAKE,POWDER,ETC	MT	1	1	6	4
CHOCOLATE PREPARATIONS	MT	369	393	1255	1404
TEA-CRUDE OR PREPARED	MT	1	2	6	16
SPICES	MT	224	212	207	232
ALLIED GUMS	MT				
RUBBER-CRUDE	MT				
RUBBER-LATEX	MT				
RUBBER-DRY FORM	MT				
SILK-RAW	MT				
WOOL-UNMFD,FREE	MT				
FIBERS-EX COTTON,JUTE	MT				
OILS-ESSENTIAL	MT	3	6	19	41
DRUGS	MT	783	812	2834	3566
OTHER COMPLEMENTARY	NA	---	---	24	0
SUPPLEMENTARY	NA	---	---	19775	23860
ANIMALS & ANIMAL PRODS	NA	---	---	2561	2227
ANIMALS-LIVE,EX PLTRY	NA	---	---		
CATTLE-DUTIABLE	MNO				
MEATS AND MEAT PRODS	MT				
MEATS-P.L.88-482	MT				
MEATS-FRESH,FROZEN	MT				
BEEF AND VEAL	MT				
PORK	MT				
MEATS-PREP,PRES	MT				
BEEF AND VEAL	MT				
PORK	MT				
MUTTON,GOAT, & LAMB	MT				
POULTRY & PRODUCTS	NA	---	---	299	164
DAIRY PRODUCTS	NA	---	---	2128	1958
NONFAT DRY MILK	MT				
CHEESE	MT	1253	946	2128	1958
CASEIN AND MIXTURES	MT				
FATS OILS AND GREASES	MT	205	62	82	29
HIDES AND SKINS	NA	---	---	3	0
SHEEP & LAMB SKINS	MT				
FURSKINS	NA	---	---	3	0
WOOL-UMD,EX FREE	MT				
SAUSAGE CASINGS	NA	---	---		
OTHER ANIMAL PRODUCTS	NA	---	---	49	75

COMMODITY GROUP	UNIT	QUANTITY 1980	QUANTITY 1981	VALUE 1980 $1,000	VALUE 1981 $1,000
VEGETABLE PRODUCTS	NA	---	---	17214	21633
GRAINS AND PREPS	NA	---	---	2631	3153
WHEAT-EX SEED,ED	MT				
BARLEY	MT				
BISCUITS,WAFERS	MT	1803	1813	2341	2744
FRUITS AND PREPS	NA	---	---	4642	4514
FRESH OR FROZEN	MT	370	617	155	254
STRAWBERRIES	MT	0	1	0	2
PREPARED OR PRES	MT	4584	3685	3628	3173
PINEAPPLES	MT				
FRUIT JUICES	MLT	2397	5878	859	1087
NUTS AND PREPS	NA	---	---	0	117
VEGETABLES AND PREPS	NA	---	---	2768	7122
FRESH OR FROZEN	NA	---	---	105	105
TOMATOES	MT	0	27	0	70
PREPARED OR PRES	NA	---	---	2663	7017
OLIVES	MLT	305	1285	356	1284
MUSHROOMS,CANNED	MT				
HOPS & EXTRACT EQ	MT				
SUGAR AND REL PRODS	NA	---	---	522	700
SUGAR-CANE,BEET	MT				
MOLASSES INEDIBLE	MT				
CONFECTIONERY PRODS	MT	474	598	516	694
SPICES	MT				
TOBACCO,UNMFD	MT				
TOBACCO-FILLER	MT				
TOBACCO-SCRAP	MT				
BEVERGES EX FR JUICE	MLT	1524	1313	2149	1894
WINE	MLT	1512	1267	2141	1860
MALT BEVERAGES	MLT	0	11	0	8
FEEDS & FODDERS	NA	---	---		
OILSEEDS AND PRODS	NA	---	---	17	389
OILSEEDS & OILNUTS	MT	21	234	17	248
FLAXSEED	MT				
SESAME SEED	MT	4	0	8	0
OILS AND WAXES-VEG	MT	0	36	1	149
CASTOR OIL	MT				
COCONUT OIL	MT				
OLIVE OIL	MT	0	36	0	29
PALM OIL	MT				
PALM KERNEL OIL	MT				
OILCAKE AND MEAL	MT				
COTTON,EX LINTERS	MT				
COTTON LINTERS	MT				
SEEDS,FIELD & GARDEN	NA	---	---	1337	1101
NURSERY STOCK	NA	---	---	2785	2123
OTHER VEG PRODUCTS	NA	---	---	362	520

TABLE 4--U.S. AGRICULTURAL IMPORTS: QUANTITY AND VALUE, COUNTRY BY COMMODITY GROUP, FISCAL YEARS 1980 AND 1981

COUNTRY AND COMMODITY GROUP	UNIT	QUANTITY 1980	QUANTITY 1981	VALUE 1980 $1,000	VALUE 1981 $1,000
531 AFGHANISTAN		---	---	1747	5284
COMPLEMENTARY	NA	---	---	0	575
BANANAS-FRESH	MT				
PLANTAINS-FRESH	MT	0	2	0	0
COFFEE-GREEN	MT				
COFFEE-ROASTED	MT				
COFFEE-SOLUBLE,EXTRACTS	MT				
COCOA BEANS	MT				
COCOA BUTTER	MT				
COCOA-CAKE,POWDER,ETC	MT				
CHOCOLATE PREPARATIONS	MT				
TEA-CRUDE OR PREPARED	MT				
SPICES	MT	0	30	0	41
ALLIED GUMS	MT				
RUBBER-CRUDE	MT				
RUBBER-LATEX	MT				
RUBBER-DRY FORM	MT				
SILK-RAW	MT				
WOOL-UNMFD,FREE	MT				
FIBERS-EX COTTON,JUTE	MT				
OILS-ESSENTIAL	MT				
DRUGS	MT	0	804	0	534
OTHER COMPLEMENTARY	NA	---	---		
SUPPLEMENTARY	NA	---	---	1747	4709
ANIMALS & ANIMAL PRODS	NA	---	---	1502	4706
ANIMALS-LIVE,EX PLTRY	NA	---	---		
CATTLE-DUTIABLE	MNO				
MEATS AND MEAT PRODS	MT				
MEATS-P.L.88-482	MT				
MEATS-FRESH,FROZEN	MT				
BEEF AND VEAL	MT				
PORK	MT				
MEATS-PREP,PRES	MT				
BEEF AND VEAL	MT				
PORK	MT				
MUTTON,GOAT, & LAMB	MT				
POULTRY & PRODUCTS	NA	---	---		
DAIRY PRODUCTS	NA	---	---		
NONFAT DRY MILK	MT				
CHEESE	MT				
CASEIN AND MIXTURES	MT				
FATS OILS AND GREASES	MT				
HIDES AND SKINS	NA	---	---	911	2819
SHEEP & LAMB SKINS	MT	57	374	455	1978
FURSKINS	NA	---	---	413	552
WOOL-UMD,EX FREE	MT	78	273	591	1887
SAUSAGE CASINGS	NA	---	---		
OTHER ANIMAL PRODUCTS	NA	---	---		
VEGETABLE PRODUCTS	NA	---	---	245	3
GRAINS AND PREPS	NA	---	---		
WHEAT-EX SEED,ED	MT				
BARLEY	MT				
BISCUITS,WAFERS	MT				
FRUITS AND PREPS	NA	---	---		
FRESH OR FROZEN	MT				
STRAWBERRIES	MT				
PREPARED OR PRES	MT				
PINEAPPLES	MT				
FRUIT JUICES	MLT				
NUTS AND PREPS	NA	---	---	245	3
VEGETABLES AND PREPS	NA	---	---		
FRESH OR FROZEN	NA	---	---		
TOMATOES	MT				
PREPARED OR PRES	NA	---	---		
OLIVES	MLT				
MUSHROOMS,CANNED	MT				
HOPS & EXTRACT EQ	MT				
SUGAR AND REL PRODS	NA	---	---		
SUGAR-CANE,BEET	MT				
MOLASSES INEDIBLE	MT				
CONFECTIONERY PRODS	MT				
SPICES	MT				
TOBACCO,UNMFD	MT				
TOBACCO-FILLER	MT				
TOBACCO-SCRAP	MT				
BEVERGES EX FR JUICE	MLT				
WINE	MLT				
MALT BEVERAGES	MLT				
FEEDS & FODDERS	NA	---	---		
OILSEEDS AND PRODS	NA	---	---		
OILSEEDS & OILNUTS	MT				
FLAXSEED	MT				
SESAME SEED	MT				
OILS AND WAXES-VEG	MT				
CASTOR OIL	MT				
COCONUT OIL	MT				
OLIVE OIL	MT				
PALM OIL	MT				
PALM KERNEL OIL	MT				
OILCAKE AND MEAL	MT				
COTTON,EX LINTERS	MT				
COTTON LINTERS	MT				
SEEDS,FIELD & GARDEN	NA	---	---		
NURSERY STOCK	NA	---	---		
OTHER VEG PRODUCTS	NA	---	---		

TABLE 4--U.S. AGRICULTURAL IMPORTS: QUANTITY AND VALUE, COUNTRY BY COMMODITY GROUP, FISCAL YEARS 1980 AND 1981

COUNTRY AND COMMODITY GROUP	UNIT	QUANTITY 1980	QUANTITY 1981	VALUE 1980 $1,000	VALUE 1981 $1,000
533 INDIA		---	---	171284	200390
COMPLEMENTARY	NA	---	---	102156	96934
BANANAS-FRESH	MT	0	1	0	2
PLANTAINS-FRESH	MT				
COFFEE-GREEN	MT	11805	25258	42397	57836
COFFEE-ROASTED	MT	15	9	57	26
COFFEE-SOLUBLE,EXTRACTS	MT	0	25	0	289
COCOA BEANS	MT				
COCOA BUTTER	MT				
COCOA-CAKE,POWDER,ETC	MT				
CHOCOLATE PREPARATIONS	MT	0	1	1	1
TEA-CRUDE OR PREPARED	MT	4642	4737	10192	11330
SPICES	MT	11969	8520	16403	9266
ALLIED GUMS	MT				
RUBBER-CRUDE	MT	51	0	74	0
RUBBER-LATEX	MT	0	0	0	0
RUBBER-DRY FORM	MT	51	0	74	0
SILK-RAW	MT				
WOOL-UNMFD,FREE	MT				
FIBERS-EX COTTON,JUTE	MT	787	771	347	249
OILS-ESSENTIAL	MT	56	52	1765	1567
DRUGS	MT	4809	5173	30891	16305
OTHER COMPLEMENTARY	NA	---	---	29	62
SUPPLEMENTARY	NA	---	---	69128	103456
ANIMALS & ANIMAL PRODS	NA	---	---	13873	12541
ANIMALS-LIVE,EX PLTRY	NA	---	---		
CATTLE-DUTIABLE	MNO				
MEATS AND MEAT PRODS	MT	961	1575	2465	5151
MEATS-P.L.88-482	MT				
MEATS-FRESH,FROZEN	MT	961	1575	2465	5151
BEEF AND VEAL	MT				
PORK	MT				
MEATS-PREP,PRES	MT				
BEEF AND VEAL	MT				
PORK	MT				
MUTTON,GOAT, & LAMB	MT				
POULTRY & PRODUCTS	NA	---	---	103	133
DAIRY PRODUCTS	NA	---	---	2	1
NONFAT DRY MILK	MT				
CHEESE	MT				
CASEIN AND MIXTURES	MT	1	0	2	0
FATS OILS AND GREASES	MT	538	278	568	278
HIDES AND SKINS	NA	---	---	5	9
SHEEP & LAMB SKINS	MT				
FURSKINS	NA	---	---		
WOOL-UNMD,EX FREE	MT				
SAUSAGE CASINGS	NA	---	---		
OTHER ANIMAL PRODUCTS	NA	---	---	10532	6969
VEGETABLE PRODUCTS	NA	---	---	55255	90915
GRAINS AND PREPS	NA	---	---	753	1425
WHEAT-EX SEED,ED	MT				
BARLEY	MT	14	0	1	0
BISCUITS,WAFERS	MT	18	24	34	40
FRUITS AND PREPS	NA	---	---	698	765
FRESH OR FROZEN	MT	13	0	20	0
STRAWBERRIES	MT	1	0	1	0
PREPARED OR PRES	MT	738	466	677	631
PINEAPPLES	MT				
FRUIT JUICES	MLT	9	858	2	133
NUTS AND PREPS	NA	---	---	37590	26598
VEGETABLES AND PREPS	NA	---	---	649	905
FRESH OR FROZEN	NA	---	---	0	69
TOMATOES	MT				
PREPARED OR PRES	NA	---	---	649	836
OLIVES	MLT				
MUSHROOMS,CANNED	MT				
HOPS & EXTRACT EQ	MT				
SUGAR AND REL PRODS	NA	---	---	33	71
SUGAR-CANE,BEET	MT	17	41	9	30
MOLASSES INEDIBLE	MT				
CONFECTIONERY PRODS	MT	7	11	16	25
SPICES	MT	1121	901	1285	909
TOBACCO,UNMFD	MT	450	531	925	995
TOBACCO-FILLER	MT	63	614	59	988
TOBACCO-SCRAP	MT	387	16	866	6
BEVERGES EX FR JUICE	MLT	87	66	48	44
WINE	MLT	5	0	4	0
MALT BEVERAGES	MLT	82	63	45	38
FEEDS & FODDERS	NA	---	---	0	23
OILSEEDS AND PRODS	NA	---	---	7470	52696
OILSEEDS & OILNUTS	MT	77	24925	68	52428
FLAXSEED	MT				
SESAME SEED	MT				
OILS AND WAXES-VEG	MT	7138	327	7402	268
CASTOR OIL	MT	6706	0	6942	0
COCONUT OIL	MT	0	3	0	3
OLIVE OIL	MT				
PALM OIL	MT				
PALM KERNEL OIL	MT				
OILCAKE AND MEAL	MT				
COTTON,EX LINTERS	MT				
COTTON LINTERS	MT				
SEEDS,FIELD & GARDEN	NA	---	---	4103	4278
NURSERY STOCK	NA	---	---	26	29
OTHER VEG PRODUCTS	NA	---	---	1674	2176

TABLE 4--U.S. AGRICULTURAL IMPORTS: QUANTITY AND VALUE, COUNTRY BY COMMODITY GROUP, FISCAL YEARS 1980 AND 1981

COUNTRY AND COMMODITY GROUP	UNIT	QUANTITY 1980	QUANTITY 1981	VALUE 1980 $1,000	VALUE 1981 $1,000
535 PAKISTAN		---	---	2348	2290
COMPLEMENTARY	NA	---	---	310	309
BANANAS-FRESH	MT				
PLANTAINS-FRESH	MT				
COFFEE-GREEN	MT				
COFFEE-ROASTED	MT				
COFFEE-SOLUBLE,EXTRACTS	MT				
COCOA BEANS	MT				
COCOA BUTTER	MT				
COCOA-CAKE,POWDER,ETC	MT				
CHOCOLATE PREPARATIONS	MT				
TEA-CRUDE OR PREPARED	MT				
SPICES	MT	228	318	213	274
ALLIED GUMS	MT				
RUBBER-CRUDE	MT				
RUBBER-LATEX	MT				
RUBBER-DRY FORM	MT				
SILK-RAW	MT				
WOOL-UNMFD,FREE	MT	12	0	28	0
FIBERS-EX COTTON,JUTE	MT				
OILS-ESSENTIAL	MT	0	1	1	30
DRUGS	MT	189	0	68	0
OTHER COMPLEMENTARY	NA	---	---	0	4
SUPPLEMENTARY	NA	---	---	2038	1981
ANIMALS & ANIMAL PRODS	NA	---	---	409	446
ANIMALS-LIVE,EX PLTRY	NA	---	---	50	20
CATTLE-DUTIABLE	NO				
MEATS AND MEAT PRODS	MT				
MEATS-P.L.88-482	MT				
MEATS-FRESH,FROZEN	MT				
BEEF AND VEAL	MT				
PORK	MT				
MEATS-PREP,PRES	MT				
BEEF AND VEAL	MT				
PORK	MT				
MUTTON,GOAT, & LAMB	MT				
POULTRY & PRODUCTS	NA	---	---		
DAIRY PRODUCTS	NA	---	---		
NONFAT DRY MILK	MT				
CHEESE	MT				
CASEIN AND MIXTURES	MT				
FATS OILS AND GREASES	MT				
HIDES AND SKINS	NA	---	---	131	134
SHEEP & LAMB SKINS	MT				
FURSKINS	NA	---	---	123	129
WOOL-UNMD,EX FREE	MT				
SAUSAGE CASINGS	NA	---	---		
OTHER ANIMAL PRODUCTS	NA	---	---	228	293

COMMODITY GROUP	UNIT	QUANTITY 1980	QUANTITY 1981	VALUE 1980 $1,000	VALUE 1981 $1,000
VEGETABLE PRODUCTS	NA	---	---	1629	1535
GRAINS AND PREPS	NA	---	---	468	532
WHEAT-EX SEED,ED	MT				
BARLEY	MT				
BISCUITS,WAFERS	MT	0	0	0	0
FRUITS AND PREPS	NA	---	---	22	18
FRESH OR FROZEN	MT	1	0	1	0
STRAWBERRIES	MT				
PREPARED OR PRES	MT	17	12	20	18
PINEAPPLES	MT				
FRUIT JUICES	MLT	0	0	1	0
NUTS AND PREPS	NA	---	---	1	1
VEGETABLES AND PREPS	NA	---	---	61	66
FRESH OR FROZEN	NA	---	---	7	0
TOMATOES	MT				
PREPARED OR PRES	NA	---	---	54	66
OLIVES	MLT				
MUSHROOMS,CANNED	MT				
HOPS & EXTRACT EQ	MT				
SUGAR AND REL PRODS	NA	---	---	2	6
SUGAR-CANE,BEET	MT				
MOLASSES INEDIBLE	MT				
CONFECTIONERY PRODS	MT	0	0	0	0
SPICES	MT	1547	1324	1028	881
TOBACCO,UNMFD	MT				
TOBACCO-FILLER	MT				
TOBACCO-SCRAP	MT				
BEVERGES EX FR JUICE	MLT	2	0	3	0
WINE	MLT				
MALT BEVERAGES	MLT				
FEEDS & FODDERS	NA	---	---		
OILSEEDS AND PRODS	NA	---	---	0	2
OILSEEDS & OILNUTS	MT	0	1	0	2
FLAXSEED	MT				
SESAME SEED	MT				
OILS AND WAXES-VEG	MT				
CASTOR OIL	MT				
COCONUT OIL	MT				
OLIVE OIL	MT				
PALM OIL	MT				
PALM KERNEL OIL	MT				
OILCAKE AND MEAL	MT				
COTTON,EX LINTERS	MT	18	18	29	26
COTTON LINTERS	MT				
SEEDS,FIELD & GARDEN	NA	---	---	12	2
NURSERY STOCK	NA	---	---		
OTHER VEG PRODUCTS	NA	---	---	1	0

TABLE 4--U.S. AGRICULTURAL IMPORTS: QUANTITY AND VALUE, COUNTRY BY COMMODITY GROUP, FISCAL YEARS 1980 AND 1981

COUNTRY AND COMMODITY GROUP	UNIT	QUANTITY 1980	QUANTITY 1981	VALUE 1980 $1,000	VALUE 1981 $1,000
538 BANGLADESH		---	---	2283	3745
COMPLEMENTARY	NA	---	---	108	30
BANANAS-FRESH	MT				
PLANTAINS-FRESH	MT				
COFFEE-GREEN	MT				
COFFEE-ROASTED	MT				
COFFEE-SOLUBLE,EXTRACTS	MT				
COCOA BEANS	MT				
COCOA BUTTER	MT				
COCOA-CAKE,POWDER,ETC	MT				
CHOCOLATE PREPARATIONS	MT				
TEA-CRUDE OR PREPARED	MT	88	6	108	9
SPICES	MT				
ALLIED GUMS	MT				
RUBBER-CRUDE	MT				
RUBBER-LATEX	MT				
RUBBER-DRY FORM	MT				
SILK-RAW	MT				
WOOL-UNMFD,FREE	MT				
FIBERS-EX COTTON,JUTE	MT	J	305	0	22
OILS-ESSENTIAL	MT				
DRUGS	MT				
OTHER COMPLEMENTARY	NA	---	---		
SUPPLEMENTARY	NA	---	---	2174	3714
ANIMALS & ANIMAL PRODS	NA	---	---	1040	2271
ANIMALS-LIVE,EX PLTRY	NA	---	---		
CATTLE-DUTIABLE	NNO				
MEATS AND MEAT PRODS	MT	356	656	1040	2271
MEATS-P.L.88-482	MT				
MEATS-FRESH,FROZEN	MT	356	656	1040	2271
BEEF AND VEAL	MT				
PORK	MT				
MEATS-PREP,PRES	MT				
BEEF AND VEAL	MT				
PORK	MT				
MUTTON,GOAT, & LAMB	MT				
POULTRY & PRODUCTS	NA	---	---		
DAIRY PRODUCTS	NA	---	---		
NONFAT DRY MILK	MT				
CHEESE	MT				
CASEIN AND MIXTURES	MT				
FATS OILS AND GREASES	MT				
HIDES AND SKINS	NA	---	---		
SHEEP & LAMB SKINS	MT				
FURSKINS	NA	---	---		
WOOL-UNM,EX FREE	MT				
SAUSAGE CASINGS	NA	---	---		
OTHER ANIMAL PRODUCTS	NA	---	---		
VEGETABLE PRODUCTS	NA	---	---	1134	1443
GRAINS AND PREPS	NA	---	---		
WHEAT-EX SEED,EQ	MT				
BARLEY	MT				
BISCUITS,WAFERS	MT				
FRUITS AND PREPS	NA	---	---		
FRESH OR FROZEN	MT				
STRAWBERRIES	MT				
PREPARED OR PRES	MT				
PINEAPPLES	MT				
FRUIT JUICES	MLT				
NUTS AND PREPS	NA	---	---		
VEGETABLES AND PREPS	NA	---	---	12	9
FRESH OR FROZEN	NA	---	---	0	9
TOMATOES	MT				
PREPARED OR PRES	NA	---	---	12	0
OLIVES	MLT				
MUSHROOMS,CANNED	MT	2	0	6	0
HOPS & EXTRACT EQ	MT				
SUGAR AND REL PRODS	NA	---	---		
SUGAR-CANE,BEET	MT				
MOLASSES INEDIBLE	MT				
CONFECTIONERY PRODS	MT				
SPICES	MT				
TOBACCO,UNMFD	MT				
TOBACCO-FILLER	MT				
TOBACCO-SCRAP	MT				
BEVERGES EX FR JUICE	MLT				
WINE	MLT				
MALT BEVERAGES	MLT				
FEEDS & FODDERS	NA	---	---		
OILSEEDS AND PRODS	NA	---	---	1	0
OILSEEDS & OILNUTS	MT	0	0	1	0
FLAXSEED	MT				
SESAME SEED	MT				
OILS AND WAXES-VEG	MT				
CASTOR OIL	MT				
COCONUT OIL	MT				
OLIVE OIL	MT				
PALM OIL	MT				
PALM KERNEL OIL	MT				
OILCAKE AND MEAL	MT				
COTTON,EX LINTERS	MT				
COTTON LINTERS	MT				
SEEDS,FIELD & GARDEN	NA	---	---		
NURSERY STOCK	NA	---	---		
OTHER VEG PRODUCTS	NA	---	---	1122	1434

TABLE 4--U.S. AGRICULTURAL IMPORTS: QUANTITY AND VALUE, COUNTRY BY COMMODITY GROUP, FISCAL YEARS 1980 AND 1981

COUNTRY AND COMMODITY GROUP	UNIT	QUANTITY 1980	QUANTITY 1981	VALUE 1980 $1,000	VALUE 1981 $1,000
542 SRI LANKA (CEYLON)		---	---	47866	33611
COMPLEMENTARY	NA	---	---	39362	32126
BANANAS-FRESH	MT				
PLANTAINS-FRESH	MT				
COFFEE-GREEN	MT	35	45	109	99
COFFEE-ROASTED	MT				
COFFEE-SOLUBLE,EXTRACTS	MT				
COCOA BEANS	MT				
COCOA BUTTER	MT				
COCOA-CAKE,POWDER,ETC	MT				
CHOCOLATE PREPARATIONS	MT				
TEA-CRUDE OR PREPARED	MT	13818	11174	25311	21027
SPICES	MT	871	1116	1946	2288
ALLIED GUMS	MT	0	5	0	6
RUBBER-CRUDE	MT	5961	4286	9815	6017
RUBBER-LATEX	MT	50	794	89	1092
RUBBER-DRY FORM	MT	5911	3492	9726	4925
SILK-RAW	MT				
WOOL-UNMFD,FREE	MT				
FIBERS-EX COTTON,JUTE	MT	6866	9609	1594	2382
OILS-ESSENTIAL	MT	66	50	450	386
DRUGS	MT	3	0	37	0
OTHER COMPLEMENTARY	NA	---	---	0	0
SUPPLEMENTARY	NA	---	---	8505	1496
ANIMALS & ANIMAL PRODS	NA	---	---	0	40
ANIMALS-LIVE,EX PLTRY	NA	---	---		
CATTLE-DUTIABLE	NNO				
MEATS AND MEAT PRODS	MT	0	11	0	40
MEATS-P.L.88-482	MT				
MEATS-FRESH,FROZEN	MT	0	11	0	40
BEEF AND VEAL	MT				
PORK	MT				
MEATS-PREP,PRES	MT				
BEEF AND VEAL	MT				
PORK	MT				
MUTTON,GOAT, & LAMB	MT				
POULTRY & PRODUCTS	NA	---	---		
DAIRY PRODUCTS	NA	---	---		
NONFAT DRY MILK	MT				
CHEESE	MT				
CASEIN AND MIXTURES	MT				
FATS OILS AND GREASES	MT				
HIDES AND SKINS	NA	---	---		
SHEEP & LAMB SKINS	MT				
FURSKINS	NA	---	---		
WOOL-UNM,EX FREE	MT				
SAUSAGE CASINGS	NA	---	---		
OTHER ANIMAL PRODUCTS	NA	---	---		
VEGETABLE PRODUCTS	NA	---	---	8505	1446
GRAINS AND PREPS	NA	---	---		
WHEAT-EX SEED,ED	MT				
BARLEY	MT				
BISCUITS,WAFERS	MT				
FRUITS AND PREPS	NA	---	---	10	0
FRESH OR FROZEN	MT				
STRAWBERRIES	MT				
PREPARED OR PRES	MT	17	0	10	0
PINEAPPLES	MT	16	0	8	0
FRUIT JUICES	MLT				
NUTS AND PREPS	NA	---	---	202	450
VEGETABLES AND PREPS	NA	---	---	22	9
FRESH OR FROZEN	NA	---	---		
TOMATOES	MT				
PREPARED OR PRES	NA	---	---	22	9
OLIVES	MLT				
MUSHROOMS,CANNED	MT				
HOPS & EXTRACT EQ	MT				
SUGAR AND REL PRODS	NA	---	---	1	0
SUGAR-CANE,BEET	MT				
MOLASSES INEDIBLE	MT				
CONFECTIONERY PRODS	MT				
SPICES	MT				
TOBACCO,UNMFD	MT	0	42	0	86
TOBACCO-FILLER	MT	0	24	0	59
TOBACCO-SCRAP	MT				
BEVERGES EX FR JUICE	MLT	1	0	1	0
WINE	MLT				
MALT BEVERAGES	MLT				
FEEDS & FODDERS	NA	---	---		
OILSEEDS AND PRODS	NA	---	---	8268	899
OILSEEDS & OILNUTS	MT	0	25	0	35
FLAXSEED	MT				
SESAME SEED	MT				
OILS AND WAXES-VEG	MT	8754	1490	8268	863
CASTOR OIL	MT				
COCONUT OIL	MT	8754	1489	8268	860
OLIVE OIL	MT				
PALM OIL	MT				
PALM KERNEL OIL	MT				
OILCAKE AND MEAL	MT				
COTTON,EX LINTERS	MT				
COTTON LINTERS	MT				
SEEDS,FIELD & GARDEN	NA	---	---		
NURSERY STOCK	NA	---	---	1	2
OTHER VEG PRODUCTS	NA	---	---		

TABLE 4--U.S. AGRICULTURAL IMPORTS: QUANTITY AND VALUE, COUNTRY BY COMMODITY GROUP, FISCAL YEARS 1980 AND 1981

COUNTRY AND COMMODITY GROUP	UNIT	QUANTITY 1980	QUANTITY 1981	VALUE 1980 $1,000	VALUE 1981 $1,000
549 THAILAND		---	---	138966	185817
COMPLEMENTARY	NA	---	---	55762	45991
BANANAS-FRESH	MT	4	1	5	3
PLANTAINS-FRESH	MT				
COFFEE-GREEN	MT	2	1427	4	3080
COFFEE-ROASTED	MT	4	1	6	1
COFFEE-SOLUBLE,EXTRACTS	MT	0	1	0	1
COCOA BEANS	MT				
COCOA BUTTER	MT				
COCOA-CAKE,POWDER,ETC	MT				
CHOCOLATE PREPARATIONS	MT				
TEA-CRUDE OR PREPARED	MT	19	27	38	69
SPICES	MT	56	115	210	496
ALLIED GUMS	MT				
RUBBER-CRUDE	MT	40209	32839	52736	39863
RUBBER-LATEX	MT				
RUBBER-DRY FORM	MT	40209	32839	52736	39863
SILK-RAW	MT				
WOOL-UNMFD,FREE	MT				
FIBERS-EX COTTON,JUTE	MT	6179	4014	2698	2433
OILS-ESSENTIAL	MT				
DRUGS	MT	0	0	0	26
OTHER COMPLEMENTARY	NA	---	---	65	78
SUPPLEMENTARY	NA	---	---	83204	139826
ANIMALS & ANIMAL PRODS	NA	---	---	2945	1857
ANIMALS-LIVE,EX PLTRY	NA	---	---		
CATTLE-DUTIABLE	MNO				
MEATS AND MEAT PRODS	MT	3	0	8	0
MEATS-P.L.88-482	MT				
MEATS-FRESH,FROZEN	MT				
BEEF AND VEAL	MT				
PORK	MT				
MEATS-PREP,PRES	MT	3	0	8	0
BEEF AND VEAL	MT				
PORK	MT				
MUTTON,GOAT, & LAMB	MT				
POULTRY & PRODUCTS	NA	---	---	2131	295
DAIRY PRODUCTS	NA	---	---		
NONFAT DRY MILK	MT				
CHEESE	MT				
CASEIN AND MIXTURES	MT				
FATS OILS AND GREASES	MT				
HIDES AND SKINS	NA	---	---	749	732
SHEEP & LAMB SKINS	MT				
FURSKINS	NA	---	---		
WOOL-UNMD,EX FREE	MT				
SAUSAGE CASINGS	NA	---	---	0	1
OTHER ANIMAL PRODUCTS	NA	---	---	57	29
VEGETABLE PRODUCTS	NA	---	---	80259	138769
GRAINS AND PREPS	NA	---	---	2089	5919
WHEAT-EX SEED,FD	MT				
BARLEY	MT				
BISCUITS,WAFERS	MT	32	87	30	123
FRUITS AND PREPS	NA	---	---	40215	52367
FRESH OR FROZEN	MT	4	4	11	9
STRAWBERRIES	MT				
PREPARED OR PRES	MT	66049	75866	35251	45302
PINEAPPLES	MT	65825	75261	34901	44341
FRUIT JUICES	MLT	40332	51818	4954	7056
NUTS AND PREPS	NA	---	---	76	255
VEGETABLES AND PREPS	NA	---	---	8168	18025
FRESH OR FROZEN	NA	---	---	14	275
TOMATOES	MT				
PREPARED OR PRES	NA	---	---	8154	17750
OLIVES	MLT				
MUSHROOMS,CANNED	MT	0	8	0	20
HOPS & EXTRACT EQ	MT	0	0	0	0
SUGAR AND REL PRODS	NA	---	---	21132	51989
SUGAR-CANE,BEET	MT	44729	126119	21031	51687
MOLASSES INEDIBLE	MT				
CONFECTIONERY PRODS	MT	20	13	29	27
SPICES	MT	40	55	116	162
TOBACCO,UNMFD	MT	3508	3832	6863	7632
TOBACCO-FILLER	MT	2099	3008	4451	7393
TOBACCO-SCRAP	MT	1234	83	2386	97
BEVERGES EX FR JUICE	MLT	232	274	156	260
WINE	MLT				
MALT BEVERAGES	MLT	226	255	148	232
FEEDS & FODDERS	NA	---	---	383	509
OILSEEDS AND PRODS	NA	---	---	67	386
OILSEEDS & OILNUTS	MT	3	188	6	285
FLAXSEED	MT				
SESAME SEED	MT	3	11	6	14
OILS AND WAXES-VEG	MT	31	47	61	101
CASTOR OIL	MT				
COCONUT OIL	MT				
OLIVE OIL	MT				
PALM OIL	MT				
PALM KERNEL OIL	MT				
OILCAKE AND MEAL	MT	0	0	0	0
COTTON,EX LINTERS	MT				
COTTON LINTERS	MT				
SEEDS,FIELD & GARDEN	NA	---	---	49	71
NURSERY STOCK	NA	---	---	103	441
OTHER VEG PRODUCTS	NA	---	---	843	754

TABLE 4--U.S. AGRICULTURAL IMPORTS: QUANTITY AND VALUE, COUNTRY BY COMMODITY GROUP, FISCAL YEARS 1980 AND 1981

COUNTRY AND COMMODITY GROUP	UNIT	QUANTITY 1980	QUANTITY 1981	VALUE 1980 $1,000	VALUE 1981 $1,000
557 MALAYSIA		---	---	364110	345906
COMPLEMENTARY	NA	---	---	242119	232935
BANANAS-FRESH	MT				
PLANTAINS-FRESH	MT				
COFFEE-GREEN	MT	350	2293	1319	4841
COFFEE-ROASTED	MT				
COFFEE-SOLUBLE,EXTRACTS	MT				
COCOA BEANS	MT	1021	5944	2760	11027
COCOA BUTTER	MT	666	1731	4033	9592
COCOA-CAKE,POWDER,ETC	MT	493	1181	926	811
CHOCOLATE PREPARATIONS	MT	0	0	1	0
TEA-CRUDE OR PREPARED	MT	10	10	17	13
SPICES	MT	4477	833	8817	1920
ALLIED GUMS	MT	8161	876	10156	1595
RUBBER-CRUDE	MT	146797	152124	213773	203056
RUBBER-LATEX	MT	18260	18216	28417	26149
RUBBER-DRY FORM	MT	128537	133908	185356	176908
SILK-RAW	MT	3	0	105	0
WOOL-UNMFD,FREE	MT				
FIBERS-EX COTTON,JUTE	MT				
OILS-ESSENTIAL	MT	21	2	208	76
DRUGS	MT	0	0	0	0
OTHER COMPLEMENTARY	NA	---	---	4	5
SUPPLEMENTARY	NA	---	---	121990	112971
ANIMALS & ANIMAL PRODS	NA	---	---	308	81
ANIMALS-LIVE,EX PLTRY	NA	---	---	0	18
CATTLE-DUTIABLE	MNO				
MEATS AND MEAT PRODS	MT	6	3	30	13
MEATS-P.L.88-482	MT				
MEATS-FRESH,FROZEN	MT				
BEEF AND VEAL	MT				
PORK	MT				
MEATS-PREP,PRES	MT	6	3	30	13
BEEF AND VEAL	MT				
PORK	MT				
MUTTON,GOAT, & LAMB	MT				
POULTRY & PRODUCTS	NA	---	---	16	7
DAIRY PRODUCTS	NA	---	---		
NONFAT DRY MILK	MT				
CHEESE	MT				
CASEIN AND MIXTURES	MT				
FATS OILS AND GREASES	MT	1	4	1	3
HIDES AND SKINS	NA	---	---	206	0
SHEEP & LAMB SKINS	MT				
FURSKINS	NA	---	---		
WOOL-UMD,EX FREE	MT				
SAUSAGE CASINGS	NA	---	---		
OTHER ANIMAL PRODUCTS	NA	---	---	54	41
VEGETABLE PRODUCTS	NA	---	---	121683	112869
GRAINS AND PREPS	NA	---	---	108	77
WHEAT-EX SEED,ED	MT				
BARLEY	MT				
BISCUITS,WAFERS	MT	3	0	10	4
FRUITS AND PREPS	NA	---	---	2184	1734
FRESH OR FROZEN	MT	0	4	0	8
STRAWBERRIES	MT				
PREPARED OR PRES	MT	3814	3024	2184	1726
PINEAPPLES	MT	3810	2998	2173	1679
FRUIT JUICES	MLT				
NUTS AND PREPS	NA	---	---	86	27
VEGETABLES AND PREPS	NA	---	---	124	49
FRESH OR FROZEN	NA	---	---		
TOMATOES	MT				
PREPARED OR PRES	NA	---	---	124	49
OLIVES	MLT				
MUSHROOMS,CANNED	MT				
HOPS & EXTRACT EQ	MT				
SUGAR AND REL PRODS	NA	---	---	1	2
SUGAR-CANE,BEET	MT	0	0	0	0
MOLASSES INEDIBLE	MT				
CONFECTIONERY PRODS	MT				
SPICES	MT	0	2	0	3
TOBACCO,UNMFD	MT	18	2	54	4
TOBACCO-FILLER	MT	0	1	0	2
TOBACCO-SCRAP	MT	18	0	54	0
BEVERGES EX FR JUICE	MLT	0	3	0	3
WINE	MLT				
MALT BEVERAGES	MLT				
FEEDS & FODDERS	NA	---	---	0	12
OILSEEDS AND PRODS	NA	---	---	119110	110933
OILSEEDS & OILNUTS	MT	41	424	68	748
FLAXSEED	MT				
SESAME SEED	MT				
OILS AND WAXES-VEG	MT	171134	215464	119042	110185
CASTOR OIL	MT				
COCONUT OIL	MT	8790	4820	7589	3288
OLIVE OIL	MT				
PALM OIL	MT	93872	146736	55080	71212
PALM KERNEL OIL	MT	68472	63893	56373	35673
OILCAKE AND MEAL	MT				
COTTON,EX LINTERS	MT				
COTTON LINTERS	MT				
SEEDS,FIELD & GARDEN	NA	---	---	3	0
NURSERY STOCK	NA	---	---	3	2
OTHER VEG PRODUCTS	NA	---	---	10	44

TABLE 4--U.S. AGRICULTURAL IMPORTS: QUANTITY AND VALUE, COUNTRY BY COMMODITY GROUP, FISCAL YEARS 1980 AND 1981

COUNTRY AND COMMODITY GROUP	UNIT	QUANTITY 1980	QUANTITY 1981	VALUE 1980 $1,000	VALUE 1981 $1,000
559 SINGAPORE		---	---	69281	67247
COMPLEMENTARY	NA	---	---	55091	56926
BANANAS-FRESH	MT				
PLANTAINS-FRESH	MT				
COFFEE-GREEN	MT	60	345	215	816
COFFEE-ROASTED	MT				
COFFEE-SOLUBLE,EXTRACTS	MT				
COCOA BEANS	MT	136	449	353	824
COCOA BUTTER	MT	1693	1627	10020	9361
COCOA-CAKE,POWDER,ETC	MT	548	818	775	569
CHOCOLATE PREPARATIONS	MT	0	5	1	10
TEA-CRUDE OR PREPARED	MT	35	200	54	260
SPICES	MT	690	521	1596	1564
ALLIED GUMS	MT	1242	1501	4757	6463
RUBBER-CRUDE	MT	27706	29156	36895	36902
RUBBER-LATEX	MT	515	462	875	724
RUBBER-DRY FORM	MT	27191	28694	36021	36178
SILK-RAW	MT	0	0	0	0
WOOL-UNMFD,FREE	MT				
FIBERS-EX COTTON,JUTE	MT	0	20	0	17
OILS-ESSENTIAL	MT	47	19	414	119
DRUGS	MT	2	4	9	21
OTHER COMPLEMENTARY	NA	---	---	1	0
SUPPLEMENTARY	NA	---	---	14190	10321
ANIMALS & ANIMAL PRODS	NA	---	---	4235	2843
ANIMALS-LIVE,EX PLTRY	NA	---	---		
CATTLE-DUTIABLE	MNO				
MEATS AND MEAT PRODS	MT	0	0	0	0
MEATS-P.L.88-482	MT				
MEATS-FRESH,FROZEN	MT				
BEEF AND VEAL	MT				
PORK	MT				
MEATS-PREP,PRES	MT	0	0	0	0
BEEF AND VEAL	MT				
PORK	MT				
MUTTON,GOAT, & LAMB	MT				
POULTRY & PRODUCTS	NA	---	---	3357	2076
DAIRY PRODUCTS	NA	---	---	0	0
NONFAT DRY MILK	MT				
CHEESE	MT				
CASEIN AND MIXTURES	MT				
FATS OILS AND GREASES	MT				
HIDES AND SKINS	NA	---	---	876	625
SHEEP & LAMB SKINS	MT				
FURSKINS	NA	---	---	0	13
WOOL-UNMD,EX FREE	MT				
SAUSAGE CASINGS	NA	---	---		
OTHER ANIMAL PRODUCTS	NA	---	---	1	142

COMMODITY GROUP	UNIT	QUANTITY 1980	QUANTITY 1981	VALUE 1980 $1,000	VALUE 1981 $1,000
VEGETABLE PRODUCTS	NA	---	---	9955	7478
GRAINS AND PREPS	NA	---	---	241	418
WHEAT-EX SEED,ED	MT				
BARLEY	MT				
BISCUITS,WAFERS	MT	4	24	12	61
FRUITS AND PREPS	NA	---	---	2128	2958
FRESH OR FROZEN	MT				
STRAWBERRIES	MT				
PREPARED OR PRES	MT	3745	5234	2123	2901
PINEAPPLES	MT	3729	5198	2105	2840
FRUIT JUICES	MLT	13	928	5	57
NUTS AND PREPS	NA	---	---	400	172
VEGETABLES AND PREPS	NA	---	---	525	578
FRESH OR FROZEN	NA	---	---	0	0
TOMATOES	MT				
PREPARED OR PRES	NA	---	---	525	578
OLIVES	MLT				
MUSHROOMS,CANNED	MT				
HOPS & EXTRACT EQ	MT				
SUGAR AND REL PRODS	NA	---	---	4	2
SUGAR-CANE,BEET	MT				
MOLASSES INEDIBLE	MT				
CONFECTIONERY PRODS	MT	0	0	0	0
SPICES	MT	0	0	0	1
TOBACCO,UNMFD	MT	50	0	127	0
TOBACCO-FILLER	MT				
TOBACCO-SCRAP	MT	50	0	127	0
BEVERGES EX FR JUICE	MLT	228	663	174	413
WINE	MLT	0	8	0	11
MALT BEVERAGES	MLT	27	9	29	6
FEEDS & FODDERS	NA	---	---		
OILSEEDS AND PRODS	NA	---	---	4165	1299
OILSEEDS & OILNUTS	MT	59	408	108	892
FLAXSEED	MT				
SESAME SEED	MT				
OILS AND WAXES-VEG	MT	5011	537	4057	407
CASTOR OIL	MT				
COCONUT OIL	MT	0	589	0	332
OLIVE OIL	MT				
PALM OIL	MT	1600	0	926	0
PALM KERNEL OIL	MT	3372	0	3026	0
OILCAKE AND MEAL	MT				
COTTON,EX LINTERS	MT				
COTTON LINTERS	MT				
SEEDS,FIELD & GARDEN	NA	---	---	9	7
NURSERY STOCK	NA	---	---	37	92
OTHER VEG PRODUCTS	NA	---	---	2146	1537

TABLE 4--U.S. AGRICULTURAL IMPORTS: QUANTITY AND VALUE, COUNTRY BY COMMODITY GROUP, FISCAL YEARS 1980 AND 1981

COUNTRY AND COMMODITY GROUP	UNIT	QUANTITY 1980	QUANTITY 1981	VALUE 1980 $1,000	VALUE 1981 $1,000
560 INDONESIA		---	---	747366	655158
COMPLEMENTARY	NA	---	---	716890	640821
BANANAS-FRESH	MT				
PLANTAINS-FRESH	MT				
COFFEE-GREEN	MT	68742	78755	213464	167555
COFFEE-ROASTED	MT	301	25	1065	50
COFFEE-SOLUBLE,EXTRACTS	MT	1	0	6	0
COCOA BEANS	MT	326	408	939	837
COCOA BUTTER	MT	202	495	1154	2628
COCOA-CAKE,POWDER,ETC	MT	0	100	0	74
CHOCOLATE PREPARATIONS	MT				
TEA-CRUDE OR PREPARED	MT	14670	14309	21625	20951
SPICES	MT	19789	24487	33982	37873
ALLIED GUMS	MT	1005	223	1320	304
RUBBER-CRUDE	MT	342558	350976	427426	480155
RUBBER-LATEX	MT	15288	17908	21522	18534
RUBBER-DRY FORM	MT	327270	333068	405904	381621
SILK-RAW	MT				
WOOL-UNMFD,FREE	MT				
FIBERS-EX COTTON,JUTE	MT	17	0	25	0
OILS-ESSENTIAL	MT	1072	960	15925	10323
DRUGS	MT	0	38	57	70
OTHER COMPLEMENTARY	NA	---	---	2	1
SUPPLEMENTARY	NA	---	---	30476	14337
ANIMALS & ANIMAL PRODS	NA	---	---	1070	730
ANIMALS-LIVE,EX PLTRY	NA	---	---		
CATTLE-DUTIABLE	NNO				
MEATS AND MEAT PRODS	MT	5	42	26	48
MEATS-P.L.88-482	MT				
MEATS-FRESH,FROZEN	MT	5	42	26	48
BEEF AND VEAL	MT				
PORK	MT				
MEATS-PREP,PRES	MT				
BEEF AND VEAL	MT				
PORK	MT				
MUTTON,GOAT, & LAMB	MT				
POULTRY & PRODUCTS	NA	---	---	7	0
DAIRY PRODUCTS	NA	---	---		
NONFAT DRY MILK	MT				
CHEESE	MT				
CASEIN AND MIXTURES	MT				
FATS OILS AND GREASES	MT				
HIDES AND SKINS	NA	---	---	863	573
SHEEP & LAMB SKINS	MT	4	20	59	124
FURSKINS	NA	---	---		
WOOL-UNMD,EX FREE	MT				
SAUSAGE CASINGS	NA	---	---		
OTHER ANIMAL PRODUCTS	NA	---	---	175	109
VEGETABLE PRODUCTS	NA	---	---	29406	13607
GRAINS AND PREPS	NA	---	---	28	9
WHEAT-EX SEED,ED	MT				
BARLEY	MT				
BISCUITS,WAFERS	MT	1	0	3	2
FRUITS AND PREPS	NA	---	---	45	3
FRESH OR FROZEN	MT				
STRAWBERRIES	MT				
PREPARED OR PRES	MT	72	3	45	3
PINEAPPLES	MT	72	0	44	0
FRUIT JUICES	MLT				
NUTS AND PREPS	NA	---	---	87	356
VEGETABLES AND PREPS	NA	---	---	629	91
FRESH OR FROZEN	NA	---	---		
TOMATOES	MT				
PREPARED OR PRES	NA	---	---	629	91
OLIVES	MLT				
MUSHROOMS,CANNED	MT	10	0	18	0
HOPS & EXTRACT EQ	MT				
SUGAR AND REL PRODS	NA	---	---	3	1418
SUGAR-CANE,BEET	MT	0	2540	0	731
MOLASSES INEDIBLE	MT	0	9756	0	604
CONFECTIONERY PRODS	MT	1	32	3	84
SPICES	MT	41	0	53	0
TOBACCO,UNMFD	MT	3211	3844	3567	6078
TOBACCO-FILLER	MT	1	2	1	3
TOBACCO-SCRAP	MT	3144	3835	3560	6064
BEVERGES EX FR JUICE	MLT				
WINE	MLT				
MALT BEVERAGES	MLT				
FEEDS & FODDERS	NA	---	---		
OILSEEDS AND PRODS	NA	---	---	24840	5640
OILSEEDS & OILNUTS	MT	5	262	9	442
FLAXSEED	MT				
SESAME SEED	MT				
OILS AND WAXES-VEG	MT	31441	8923	24832	5198
CASTOR OIL	MT				
COCONUT OIL	MT	31441	8923	24832	5198
OLIVE OIL	MT				
PALM OIL	MT				
PALM KERNEL OIL	MT				
OILCAKE AND MEAL	MT				
COTTON,EX LINTERS	MT				
COTTON LINTERS	MT				
SEEDS,FIELD & GARDEN	NA	---	---	0	11
NURSERY STOCK	NA	---	---	1	1
OTHER VEG PRODUCTS	NA	---	---	153	0

TABLE 4--U.S. AGRICULTURAL IMPORTS: QUANTITY AND VALUE, COUNTRY BY COMMODITY GROUP, FISCAL YEARS 1980 AND 1981

COUNTRY AND COMMODITY GROUP	UNIT	QUANTITY 1980	QUANTITY 1981	VALUE 1980 $1,000	VALUE 1981 $1,000
565 PHILIPPINES		---	---	583522	619043
COMPLEMENTARY	NA	---	---	57714	62865
BANANAS-FRESH	MT	0	25	0	30
PLANTAINS-FRESH	MT	0	0	1	1
COFFEE-GREEN	MT	10307	15577	32384	32343
COFFEE-ROASTED	MT	323	84	1014	176
COFFEE-SOLUBLE,EXTRACTS	MT				
COCOA BEANS	MT				
COCOA BUTTER	MT	728	2465	4258	12790
COCOA-CAKE,POWDER,ETC	MT				
CHOCOLATE PREPARATIONS	MT	2	1	7	6
TEA-CRUDE OR PREPARED	MT				
SPICES	MT	81	42	71	31
ALLIED GUMS	MT				
RUBBER-CRUDE	MT	1217	3534	1468	3812
RUBBER-LATEX	MT				
RUBBER-DRY FORM	MT	1217	3534	1468	3812
SILK-RAW	MT				
WOOL-UNMFD,FREE	MT	0	10	0	47
FIBERS-EX COTTON,JUTE	MT	19603	12736	15620	10037
OILS-ESSENTIAL	MT	1	5	1	40
DRUGS	MT				
OTHER COMPLEMENTARY	NA	---	---	2890	3552
SUPPLEMENTARY	NA	---	---	525808	556178
ANIMALS & ANIMAL PRODS	NA	---	---	351	320
ANIMALS-LIVE,EX POLTRY	NA	---	---		
CATTLE-DUTIABLE	MNO				
MEATS AND MEAT PRODS	MT	0	0	0	0
MEATS-P.L.88-482	MT				
MEATS-FRESH,FROZEN	MT				
BEEF AND VEAL	MT				
PORK	MT				
MEATS-PREP,PRES	MT				
BEEF AND VEAL	MT				
PORK	MT				
MUTTON,GOAT, & LAMB	MT				
POULTRY & PRODUCTS	NA	---	---	2	4
DAIRY PRODUCTS	NA	---	---	7	2
NONFAT DRY MILK	MT				
CHEESE	MT	2	0	7	0
CASEIN AND MIXTURES	MT				
FATS OILS AND GREASES	MT				
HIDES AND SKINS	NA	---	---	0	3
SHEEP & LAMB SKINS	MT				
FURSKINS	NA	---	---		
WOOL-UMD,EX FREE	MT				
SAUSAGE CASINGS	NA	---	---		
OTHER ANIMAL PRODUCTS	NA	---	---	341	311

COMMODITY GROUP	UNIT	QUANTITY 1980	QUANTITY 1981	VALUE 1980 $1,000	VALUE 1981 $1,000
VEGETABLE PRODUCTS	NA	---	---	525457	555858
GRAINS AND PREPS	NA	---	---	2509	3135
WHEAT-EX SEED,ED	MT				
BARLEY	MT				
BISCUITS,WAFERS	MT	53	68	155	227
FRUITS AND PREPS	NA	---	---	75950	73529
FRESH OR FROZEN	MT	2	2	5	6
STRAWBERRIES	MT				
PREPARED OR PRES	MT	108222	88231	58779	56585
PINEAPPLES	MT	101347	84172	53654	52754
FRUIT JUICES	MLT	96909	78290	17166	16938
NUTS AND PREPS	NA	---	---	49216	50583
VEGETABLES AND PREPS	NA	---	---	514	585
FRESH OR FROZEN	NA	---	---	36	55
TOMATOES	MT				
PREPARED OR PRES	NA	---	---	477	530
OLIVES	MLT				
MUSHROOMS,CANNED	MT	10	0	20	0
HOPS & EXTRACT EQ	MT	0	1	0	2
SUGAR AND REL PRODS	NA	---	---	146555	165925
SUGAR-CANE,BEET	MT	378824	296996	146518	165850
MOLASSES INEDIBLE	MT				
CONFECTIONERY PRODS	MT	11	21	36	55
SPICES	MT	2	6	5	10
TOBACCO,UNMFD	MT	6280	5958	7245	7459
TOBACCO-FILLER	MT	14	523	27	802
TOBACCO-SCRAP	MT	6113	5023	7201	6596
BEVERGES EX FR JUICE	MLT	2376	3678	1020	1609
WINE	MLT				
MALT BEVERAGES	MLT	2367	3659	1011	1596
FEEDS & FODDERS	NA	---	---	47	46
OILSEEDS AND PRODS	NA	---	---	242294	252915
OILSEEDS & OILNUTS	MT	0	0	1	1
FLAXSEED	MT				
SESAME SEED	MT				
OILS AND WAXES-VEG	MT	306668	468725	242293	252910
CASTOR OIL	MT				
COCONUT OIL	MT	305660	468223	241508	252626
OLIVE OIL	MT				
PALM OIL	MT	506	0	301	0
PALM KERNEL OIL	MT	502	502	484	284
OILCAKE AND MEAL	MT	0	20	0	4
COTTON,EX LINTERS	MT				
COTTON LINTERS	MT				
SEEDS,FIELD & GARDEN	NA	---	---	1	16
NURSERY STOCK	NA	---	---	20	11
OTHER VEG PRODUCTS	NA	---	---	82	35

TABLE 4--U.S. AGRICULTURAL IMPORTS: QUANTITY AND VALUE, COUNTRY BY COMMODITY GROUP, FISCAL YEARS 1980 AND 1981

COUNTRY AND COMMODITY GROUP	UNIT	QUANTITY 1980	QUANTITY 1981	VALUE 1980 $1,000	VALUE 1981 $1,000
566 MACAO		---	---	2532	2314
COMPLEMENTARY	NA	---	---	237	398
BANANAS-FRESH	MT				
PLANTAINS-FRESH	MT				
COFFEE-GREEN	MT	0	50	0	183
COFFEE-ROASTED	MT				
COFFEE-SOLUBLE,EXTRACTS	MT				
COCOA BEANS	MT				
COCOA BUTTER	MT				
COCOA-CAKE,POWDER,ETC	MT				
CHOCOLATE PREPARATIONS	MT				
TEA-CRUDE OR PREPARED	MT				
SPICES	MT	29	10	55	12
ALLIED GUMS	MT				
RUBBER-CRUDE	MT	126	225	167	249
RUBBER-LATEX	MT				
RUBBER-DRY FORM	MT	126	225	167	249
SILK-RAW	MT				
WOOL-UNMFD,FREE	MT				
FIBERS-EX COTTON,JUTE	MT				
OILS-ESSENTIAL	MT	1	5	12	31
DRUGS	MT	3	2	3	3
OTHER COMPLEMENTARY.	NA	---	---		
SUPPLEMENTARY	NA	---	---	2295	1915
ANIMALS & ANIMAL PRODS	NA	---	---		
ANIMALS-LIVE,EX PLTRY	NA	---	---		
CATTLE-DUTIABLE	MNO				
MEATS AND MEAT PRODS	MT				
MEATS-P.L.88-482	MT				
MEATS-FRESH,FROZEN	MT				
BEEF AND VEAL	MT				
PORK	MT				
MEATS-PREP,PRES	MT				
BEEF AND VEAL	MT				
PORK	MT				
MUTTON,GOAT, & LAMB	MT				
POULTRY & PRODUCTS	NA	---	---		
DAIRY PRODUCTS	NA	---	---		
NONFAT DRY MILK	MT				
CHEESE	MT				
CASEIN AND MIXTURES	MT				
FATS OILS AND GREASES	MT				
HIDES AND SKINS	NA	---	---		
SHEEP & LAMB SKINS	MT				
FURSKINS	NA	---	---		
WOOL-UMD,EX FREE	MT				
SAUSAGE CASINGS	NA	---	---		
OTHER ANIMAL PRODUCTS	NA	---	---		
VEGETABLE PRODUCTS	NA	---	---	2295	1915
GRAINS AND PREPS	NA	---	---	8	14
WHEAT-EX SEED,ED	MT				
BARLEY	MT				
BISCUITS,WAFERS	MT	4	5	7	11
FRUITS AND PREPS	NA	---	---	0	13
FRESH OR FROZEN	MT				
STRAWBERRIES	MT				
PREPARED OR PRES	MT	0	21	0	13
PINEAPPLES	MT	9	16	0	9
FRUIT JUICES	MLT				
NUTS AND PREPS	NA	---	---		
VEGETABLES AND PREPS	NA	---	---	2177	1888
FRESH OR FROZEN	NA	---	---		
TOMATOES	MT				
PREPARED OR PRES	NA	---	---	2177	1886
OLIVES	MLT				
MUSHROOMS,CANNED	MT	1148	952	2177	1858
HOPS & EXTRACT EQ	MT				
SUGAR AND REL PRODS	NA	---	---		
SUGAR-CANE,BEET	MT				
MOLASSES INEDIBLE	MT				
CONFECTIONERY PRODS	MT				
SPICES	MT				
TOBACCO,UNMFD	MT	45	0	109	0
TOBACCO-FILLER	MT				
TOBACCO-SCRAP	MT	45	0	109	0
BEVERGES EX FR JUICE	MLT				
WINE	MLT				
MALT BEVERAGES	MLT				
FEEDS & FODDERS	NA	---	---		
OILSEEDS AND PRODS	NA	---	---		
OILSEEDS & OILNUTS	MT				
FLAXSEED	MT				
SESAME SEED	MT				
OILS AND WAXES-VEG	MT				
CASTOR OIL	MT				
COCONUT OIL	MT				
OLIVE OIL	MT				
PALM OIL	MT				
PALM KERNEL OIL	MT				
OILCAKE AND MEAL	MT				
COTTON,EX LINTERS	MT				
COTTON LINTERS	MT				
SEEDS,FIELD & GARDEN	NA	---	---		
NURSERY STOCK	NA	---	---		
OTHER VEG PRODUCTS	NA	---	---		

TABLE 4--U.S. AGRICULTURAL IMPORTS: QUANTITY AND VALUE, COUNTRY BY COMMODITY GROUP, FISCAL YEARS 1980 AND 1981

COUNTRY AND COMMODITY GROUP	UNIT	QUANTITY 1980	QUANTITY 1981	VALUE 1980 $1,000	VALUE 1981 $1,000
570 CHINA MAINLAND		---	---	123489	298398
COMPLEMENTARY	NA	---	---	42184	39224
BANANAS-FRESH	MT				
PLANTAINS-FRESH	MT				
COFFEE-GREEN	MT				
COFFEE-ROASTED	MT				
COFFEE-SOLUBLE,EXTRACTS	MT				
COCOA BEANS	MT	76	0	213	0
COCOA BUTTER	MT	0	215	0	1058
COCOA-CAKE,POWDER,ETC	MT				
CHOCOLATE PREPARATIONS	MT	8	2	14	13
TEA-CRUDE OR PREPARED	MT	8763	6580	10008	9888
SPICES	MT	1586	2032	1988	1998
ALLIED GUMS	MT				
RUBBER-CRUDE	MT	0	113	0	153
RUBBER-LATEX	MT				
RUBBER-DRY FORM	MT	0	113	0	153
SILK-RAW	MT	164	215	4811	6255
WOOL-UNMFD,FREE	MT	19	0	21	0
FIBERS-EX COTTON,JUTE	MT	0	64	0	35
OILS-ESSENTIAL	MT	1106	1049	11274	10582
DRUGS	MT	21347	10735	12578	8170
OTHER COMPLEMENTARY	NA	---	---	1178	1072
SUPPLEMENTARY	NA	---	---	81304	259174
ANIMALS & ANIMAL PRODS	NA	---	---	46265	49403
ANIMALS-LIVE,EX PLTRY	NA	---	---		
CATTLE-DUTIABLE	HNO				
MEATS AND MEAT PRODS	MT	828	977	967	1048
MEATS-P.L.88-482	MT				
MEATS-FRESH,FROZEN	MT	828	977	967	1041
BEEF AND VEAL	MT				
PORK	MT				
MEATS-PREP,PRES	MT	0	0	0	0
BEEF AND VEAL	MT	0	0	0	0
PORK	MT				
MUTTON,GOAT, & LAMB	MT				
POULTRY & PRODUCTS	NA	---	---	21793	26490
DAIRY PRODUCTS	NA	---	---		
NONFAT DRY MILK	MT				
CHEESE	MT				
CASEIN AND MIXTURES	MT				
FATS OILS AND GREASES	MT				
HIDES AND SKINS	NA	---	---	822	846
SHEEP & LAMB SKINS	MT				
FURSKINS	NA	---	---	382	304
WOOL-UMD,EX FREE	MT	421	624	4565	5344
SAUSAGE CASINGS	NA	---	---	2612	3151
OTHER ANIMAL PRODUCTS	NA	---	---	15506	12523

COMMODITY GROUP	UNIT	QUANTITY 1980	QUANTITY 1981	VALUE 1980 $1,000	VALUE 1981 $1,000
VEGETABLE PRODUCTS	NA	---	---	35040	209771
GRAINS AND PREPS	NA	---	---	3110	4006
WHEAT-EX SEED,ED	MT				
BARLEY	MT	2	1	0	1
BISCUITS,WAFERS	MT	11	51	21	94
FRUITS AND PREPS	NA	---	---	2057	2898
FRESH OR FROZEN	MT	20	0	38	2
STRAWBERRIES	MT				
PREPARED OR PRES	MT	1673	2775	1965	2841
PINEAPPLES	MT	0	128	0	78
FRUIT JUICES	MLT	54	69	54	55
NUTS AND PREPS	NA	---	---	3458	1547
VEGETABLES AND PREPS	NA	---	---	12013	35923
FRESH OR FROZEN	NA	---	---	263	674
TOMATOES	MT				
PREPARED OR PRES	NA	---	---	11750	35248
OLIVES	MLT				
MUSHROOMS,CANNED	MT	3354	11913	6560	22872
HOPS & EXTRACT EQ	MT	50	101	111	342
SUGAR AND REL PRODS	NA	---	---	8039	8535
SUGAR-CANE,BEET	MT	16	188	11	172
MOLASSES INEDIBLE	MT				
CONFECTIONERY PRODS	MT	122	183	129	287
SPICES	MT	975	1216	1272	1459
TOBACCO,UNMFD	MT	102	59	114	88
TOBACCO-FILLER	MT	100	59	113	88
TOBACCO-SCRAP	MT	2	0	1	0
BEVERGES EX FR JUICE	MLT	1969	2543	1040	1327
WINE	MLT	74	64	195	140
MALT BEVERAGES	MLT	1582	2133	664	984
FEEDS & FODDERS	NA	---	---	16	76
OILSEEDS AND PRODS	NA	---	---	2287	152425
OILSEEDS & OILNUTS	MT	85	71990	110	151779
FLAXSEED	MT				
SESAME SEED	MT	8	11	11	18
OILS AND WAXES-VEG	MT	2101	563	2172	646
CASTOR OIL	MT	19	0	19	0
COCONUT OIL	MT				
OLIVE OIL	MT				
PALM OIL	MT				
PALM KERNEL OIL	MT				
OILCAKE AND MEAL	MT	2	0	5	0
COTTON,EX LINTERS	MT				
COTTON LINTERS	MT	1544	1192	587	395
SEEDS,FIELD & GARDEN	NA	---	---	268	520
NURSERY STOCK	NA	---	---	17	23
OTHER VEG PRODUCTS	NA	---	---	764	550

TABLE 4--U.S. AGRICULTURAL IMPORTS: QUANTITY AND VALUE, COUNTRY BY COMMODITY GROUP, FISCAL YEARS 1980 AND 1981

COUNTRY AND COMMODITY GROUP	UNIT	QUANTITY 1980	QUANTITY 1981	VALUE 1980 $1,000	VALUE 1981 $1,000
580 KOREA, REPUBLIC OF		---	---	60933	31018
COMPLEMENTARY	NA	---	---	5351	3236
BANANAS-FRESH	MT				
PLANTAINS-FRESH	MT				
COFFEE-GREEN	MT				
COFFEE-ROASTED	MT	0	1	0	1
COFFEE-SOLUBLE,EXTRACTS	MT				
COCOA BEANS	MT				
COCOA BUTTER	MT				
COCOA-CAKE,POWDER,ETC	MT				
CHOCOLATE PREPARATIONS	MT				
TEA-CRUDE OR PREPARED	MT	2	41	23	48
SPICES	MT	13	7	21	34
ALLIED GUMS	MT	0	0	0	56
RUBBER-CRUDE	MT				
RUBBER-LATEX	MT				
RUBBER-DRY FORM	MT				
SILK-RAW	MT				
WOOL-UNMFD,FREE	MT				
FIBERS-EX COTTON,JUTE	MT	1	0	10	0
OILS-ESSENTIAL	MT	1	0	3	0
DRUGS	MT	72	59	5118	3028
OTHER COMPLEMENTARY	NA	---	---	177	70
SUPPLEMENTARY	NA	---	---	54582	27782
ANIMALS & ANIMAL PRODS	NA	---	---	441	382
ANIMALS-LIVE,EX PLTRY	NA	---	---		
CATTLE-DUTIABLE	MNO				
MEATS AND MEAT PRODS	MT	21	18	84	49
MEATS-P.L.88-482	MT				
MEATS-FRESH,FROZEN	MT				
BEEF AND VEAL	MT				
PORK	MT				
MEATS-PREP,PRES	MT	21	18	84	49
BEEF AND VEAL	MT				
PORK	MT	16	18	62	49
MUTTON,GOAT, & LAMB	MT				
POULTRY & PRODUCTS	NA	---	---	51	295
DAIRY PRODUCTS	NA	---	---		
NONFAT DRY MILK	MT				
CHEESE	MT				
CASEIN AND MIXTURES	MT				
FATS OILS AND GREASES	MT	15	1	7	0
HIDES AND SKINS	NA	---	---	74	9
SHEEP & LAMB SKINS	MT				
FURSKINS	NA	---	---	26	9
WOOL-UMD,EX FREE	MT				
SAUSAGE CASINGS	NA	---	---	162	0
OTHER ANIMAL PRODUCTS	NA	---	---	62	29
VEGETABLE PRODUCTS	NA	---	---	54241	27400
GRAINS AND PREPS	NA	---	---	1560	2433
WHEAT-EX SEED,ED	MT				
BARLEY	MT				
BISCUITS,WAFERS	MT	207	169	226	241
FRUITS AND PREPS	NA	---	---	1082	1152
FRESH OR FROZEN	MT				
STRAWBERRIES	MT				
PREPARED OR PRES	MT	974	1029	1082	1149
PINEAPPLES	MT	0	6	0	6
FRUIT JUICES	MLT	0	1	0	3
NUTS AND PREPS	NA	---	---	72	60
VEGETABLES AND PREPS	NA	---	---	30218	19422
FRESH OR FROZEN	NA	---	---	111	98
TOMATOES	MT				
PREPARED OR PRES	NA	---	---	30107	19324
OLIVES	MLT				
MUSHROOMS,CANNED	MT	10045	4537	23478	9896
HOPS & EXTRACT EQ	MT				
SUGAR AND REL PRODS	NA	---	---	21	150
SUGAR-CANE,BEET	MT	0	300	0	134
MOLASSES INEDIBLE	MT				
CONFECTIONERY PRODS	MT	20	0	19	1
SPICES	MT	40	21	52	65
TOBACCO,UNMFD	MT	8630	4903	20130	3278
TOBACCO-FILLER	MT	110	1219	158	2742
TOBACCO-SCRAP	MT	7455	19	19857	2
BEVERGES EX FR JUICE	MLT	61	92	39	102
WINE	MLT	0	1	0	11
MALT BEVERAGES	MLT	48	29	12	11
FEEDS & FODDERS	NA	---	---	3	4
OILSEEDS AND PRODS	NA	---	---	1044	702
OILSEEDS & OILNUTS	MT	0	0	1	1
FLAXSEED	MT				
SESAME SEED	MT	0	0	0	0
OILS AND WAXES-VEG	MT	1010	188	1043	701
CASTOR OIL	MT				
COCONUT OIL	MT	952	0	918	0
OLIVE OIL	MT				
PALM OIL	MT				
PALM KERNEL OIL	MT				
OILCAKE AND MEAL	MT				
COTTON,EX LINTERS	MT				
COTTON LINTERS	MT				
SEEDS,FIELD & GARDEN	NA	---	---	12	32
NURSERY STOCK	NA	---	---	5	1
OTHER VEG PRODUCTS	NA	---	---	5	0

TABLE 4--U.S. AGRICULTURAL IMPORTS: QUANTITY AND VALUE, COUNTRY BY COMMODITY GROUP, FISCAL YEARS 1980 AND 1981

COUNTRY AND COMMODITY GROUP	UNIT	QUANTITY 1980	QUANTITY 1981	VALUE 1980 $1,000	VALUE 1981 $1,000
582 HONG KONG		---	---	41146	46784
COMPLEMENTARY	NA	---	---	1968	1631
BANANAS-FRESH	MT				
PLANTAINS-FRESH	MT				
COFFEE-GREEN	MT	8	0	28	0
COFFEE-ROASTED	MT				
COFFEE-SOLUBLE,EXTRACTS	MT				
COCOA BEANS	MT				
COCOA BUTTER	MT				
COCOA-CAKE,POWDER,ETC	MT				
CHOCOLATE PREPARATIONS	MT	60	6	193	20
TEA-CRUDE OR PREPARED	MT	383	277	748	695
SPICES	MT	191	97	272	176
ALLIED GUMS	MT	0	0	9	9
RUBBER-CRUDE	MT				
RUBBER-LATEX	MT				
RUBBER-DRY FORM	MT				
SILK-RAW	MT	2	4	53	116
WOOL-UNMFD,FREE	MT				
FIBERS-EX COTTON,JUTE	MT	20	18	14	19
OILS-ESSENTIAL	MT	7	25	73	50
DRUGS	MT	31	35	529	404
OTHER COMPLEMENTARY	NA	---	---	58	153
SUPPLEMENTARY	NA	---	---	39177	45154
ANIMALS & ANIMAL PRODS	NA	---	---	2788	3821
ANIMALS-LIVE,EX PLTRY	NA	---	---		
CATTLE-DUTIABLE	NNO				
MEATS AND MEAT PRODS	MT	0	35	1	37
MEATS-F.L.8A-482	MT				
MEATS-FRESH,FROZEN	MT	0	35	0	36
BEEF AND VEAL	MT				
PORK	MT				
MEATS-PREP,PRES	MT	0	0	1	1
BEEF AND VEAL	MT				
PORK	MT				
MUTTON,GOAT, & LAMB	MT				
POULTRY & PRODUCTS	NA	---	---	1638	2911
DAIRY PRODUCTS	NA	---	---	0	2
NONFAT DRY MILK	MT				
CHEESE	MT				
CASEIN AND MIXTURES	MT				
FATS OILS AND GREASES	MT	5	0	15	0
HIDES AND SKINS	NA	---	---	298	173
SHEEP & LAMB SKINS	MT	0	0	0	0
FURSKINS	NA	---	---	291	172
WOOL-UMD,EX FREE	MT	11	0	48	0
SAUSAGE CASINGS	NA	---	---	40	45
OTHER ANIMAL PRODUCTS	NA	---	---	748	652
VEGETABLE PRODUCTS	NA	---	---	36389	41333
GRAINS AND PREPS	NA	---	---	6582	6757
WHEAT-EX SEED,ED	MT				
BARLEY	MT				
BISCUITS,WAFERS	MT	312	376	936	1171
FRUITS AND PREPS	NA	---	---	2363	2681
FRESH OR FROZEN	MT	1	0	2	2
STRAWBERRIES	MT	0	0	0	0
PREPARED OR PRES	MT	1005	1218	2356	2651
PINEAPPLES	MT	246	258	132	146
FRUIT JUICES	MLT	11	100	4	28
NUTS AND PREPS	NA	---	---	551	184
VEGETABLES AND PREPS	NA	---	---	24856	27211
FRESH OR FROZEN	NA	---	---	37	269
TOMATOES	MT				
PREPARED OR PRES	NA	---	---	24818	26942
OLIVES	MLT	0	2	0	5
MUSHROOMS,CANNED	MT	8966	9343	17584	17586
HOPS & EXTRACT EQ	MT				
SUGAR AND REL PRODS	NA	---	---	1564	1922
SUGAR-CANE,BEET	MT	10	55	10	55
MOLASSES INEDIBLE	MT				
CONFECTIONERY PRODS	MT	563	588	1073	1368
SPICES	MT	25	5	38	10
TOBACCO,UNMFD	MT	0	98	0	38
TOBACCO-FILLER	MT	0	5	0	22
TOBACCO-SCRAP	MT	0	0	0	1
BEVERGES EX FR JUICE	MLT	254	1258	153	853
WINE	MLT	8	19	15	39
MALT BEVERAGES	MLT	164	181	100	107
FEEDS & FODDERS	NA	---	---	0	2
OILSEEDS AND PRODS	NA	---	---	160	1403
OILSEEDS & OILNUTS	MT	16	471	28	1092
FLAXSEED	MT				
SESAME SEED	MT	1	1	2	2
OILS AND WAXES-VEG	MT	55	142	131	311
CASTOR OIL	MT				
COCONUT OIL	MT				
OLIVE OIL	MT				
PALM OIL	MT				
PALM KERNEL OIL	MT				
OILCAKE AND MEAL	MT				
COTTON,EX LINTERS	MT				
COTTON LINTERS	MT	200	0	76	0
SEEDS,FIELD & GARDEN	NA	---	---	3	48
NURSERY STOCK	NA	---	---	6	18
OTHER VEG PRODUCTS	NA	---	---	40	207

TABLE 4--U.S. AGRICULTURAL IMPORTS: QUANTITY AND VALUE, COUNTRY BY COMMODITY GROUP, FISCAL YEARS 1980 AND 1981

COUNTRY AND COMMODITY GROUP	UNIT	QUANTITY 1980	QUANTITY 1981	VALUE 1980 $1,000	VALUE 1981 $1,000
583 CHINA TAIWAN		---	---	150339	137132
COMPLEMENTARY	NA	---	---	7433	10735
BANANAS-FRESH	MT				
PLANTAINS-FRESH	MT				
COFFEE-GREEN	MT	0	1	0	2
COFFEE-ROASTED	MT				
COFFEE-SOLUBLE,EXTRACTS	MT				
COCOA BEANS	MT	0	146	0	260
COCOA BUTTER	MT				
COCOA-CAKE,POWDER,ETC	MT				
CHOCOLATE PREPARATIONS	MT	2	15	5	66
TEA-CRUDE OR PREPARED	MT	2864	4233	3219	4995
SPICES	MT	398	418	230	318
ALLIED GUMS	MT				
RUBBER-CRUDE	MT	152	805	228	1106
RUBBER-LATEX	MT	0	354	0	558
RUBBER-DRY FORM	MT	152	451	228	548
SILK-RAW	MT	0	0	0	1
WOOL-UNMFD,FREE	MT				
FIBERS-EX COTTON,JUTE	MT	13	36	18	42
OILS-ESSENTIAL	MT	271	149	2290	1817
DRUGS	MT	32	154	1145	1532
*OTHER COMPLEMENTARY	NA	---	---	297	598
SUPPLEMENTARY	NA	---	---	142907	126397
ANIMALS & ANIMAL PRODS	NA	---	---	7428	8264
ANIMALS-LIVE,EX PLTRY	NA	---	---		
CATTLE-DUTIABLE	MNO				
MEATS AND MEAT PRODS	MT	529	1897	1567	3852
MEATS-P.L.89-482	MT				
MEATS-FRESH,FROZEN	MT	14	38	48	145
BEEF AND VEAL	MT				
PORK	MT	0	0	0	0
MEATS-PREP,PRES	MT	515	1059	1518	3707
BEEF AND VEAL	MT				
PORK	MT	283	507	867	1785
MUTTON,GOAT, & LAMB	MT				
POULTRY & PRODUCTS	NA	---	---	4786	3426
DAIRY PRODUCTS	NA	---	---	0	3
NONFAT DRY MILK	MT				
CHEESE	MT				
CASEIN AND MIXTURES	MT				
FATS OILS AND GREASES	MT	361	473	206	304
HIDES AND SKINS	NA	---	---	109	18
SHEEP & LAMB SKINS	MT				
FURSKINS	NA	---	---		
WOOL-UMD,EX FREE	MT				
SAUSAGE CASINGS	NA	---	---	33	0
OTHER ANIMAL PRODUCTS	NA	---	---	728	660

COMMODITY GROUP	UNIT	QUANTITY 1980	QUANTITY 1981	VALUE 1980 $1,000	VALUE 1981 $1,000
VEGETABLE PRODUCTS	NA	---	---	135479	118134
GRAINS AND PREPS	NA	---	---	7016	8418
WHEAT-EX SEED,FD	MT				
BARLEY	MT				
BISCUITS,WAFERS	MT	473	405	883	794
FRUITS AND PREPS	NA	---	---	22064	19511
FRESH OR FROZEN	MT	2	1	2	5
STRAWBERRIES	MT	1	0	1	0
PREPARED OR PRES	MT	30882	21847	21949	19284
PINEAPPLES	MT	17804	10114	11356	8431
FRUIT JUICES	MLT	171	395	112	222
NUTS AND PREPS	NA	---	---	1374	2120
VEGETABLES AND PREPS	NA	---	---	100489	78611
FRESH OR FROZEN	NA	---	---	4588	5308
TOMATOES	MT	0	7	0	11
PREPARED OR PRES	NA	---	---	95900	73303
OLIVES	MLT				
MUSHROOMS,CANNED	MT	26168	13125	64303	33025
HOPS & EXTRACT EQ	MT	0	1	0	9
SUGAR AND REL PRODS	NA	---	---	486	802
SUGAR-CANE,BEET	MT	11	1	8	0
MOLASSES INEDIBLE	MT	9	0	4	0
CONFECTIONERY PRODS	MT	172	196	390	593
SPICES	MT	29	3	42	8
TOBACCO,UNMFD	MT	141	0	360	0
TOBACCO-FILLER	MT	141	0	360	0
TOBACCO-SCRAP	MT				
BEVERGES EX FR JUICE	MLT	274	319	244	331
WINE	MLT	78	99	124	222
MALT BEVERAGES	MLT	85	91	64	57
FEEDS & FODDERS	NA	---	---	256	216
OILSEEDS AND PRODS	NA	---	---	463	4049
OILSEEDS & OILNUTS	MT	51	1771	91	3387
FLAXSEED	MT				
SESAME SEED	MT	1	0	2	1
OILS AND WAXES-VEG	MT	294	1041	372	661
CASTOR OIL	MT	156	0	153	0
COCONUT OIL	MT	0	1016	0	590
OLIVE OIL	MT				
PALM OIL	MT				
PALM KERNEL OIL	MT				
OILCAKE AND MEAL	MT	0	0	0	1
COTTON,EX LINTERS	MT				
COTTON LINTERS	MT				
SEEDS,FIELD & GARDEN	NA	---	---	2662	3740
NURSERY STOCK	NA	---	---	14	11
OTHER VEG PRODUCTS	NA	---	---	11	316

TABLE 4--U.S. AGRICULTURAL IMPORTS: QUANTITY AND VALUE, COUNTRY BY COMMODITY GROUP, FISCAL YEARS 1980 AND 1981

COUNTRY AND COMMODITY GROUP	UNIT	QUANTITY 1980	QUANTITY 1981	VALUE 1980 $1,000	VALUE 1981 $1,000
588 JAPAN		---	---	93805	116377
COMPLEMENTARY	NA	---	---	7673	11075
BANANAS-FRESH	MT				
PLANTAINS-FRESH	MT				
COFFEE-GREEN	MT	0	19	0	70
COFFEE-ROASTED	MT				
COFFEE-SOLUBLE,EXTRACTS	MT	0	0	2	1
COCOA BEANS	MT				
COCOA BUTTER	MT	0	0	4	0
COCOA-CAKE,POWDER,ETC	MT				
CHOCOLATE PREPARATIONS	MT	3	10	12	75
TEA-CRUDE OR PREPARED	MT	2538	2455	1836	2229
SPICES	MT	62	146	259	421
ALLIED GUMS	MT				
RUBBER-CRUDE	MT	68	20	102	32
RUBBER-LATEX	MT				
RUBBER-DRY FORM	MT	68	20	102	32
SILK-RAW	MT				
WOOL-UNMFD,FREE	MT				
FIBERS-EX COTTON,JUTE	MT	2	3	29	4
OILS-ESSENTIAL	MT	16	15	1044	1137
DRUGS	MT	164	1357	4215	6868
OTHER COMPLEMENTARY	NA	---	---	171	238
SUPPLEMENTARY	NA	---	---	86132	105302
ANIMALS & ANIMAL PRODS	NA	---	---	5554	8071
ANIMALS-LIVE,EX PLTRY	NA	---	---	250	340
CATTLE-DUTIABLE	NNO				
MEATS AND MEAT PRODS	MT	236	326	1102	1748
MEATS-P.L.88-482	MT				
MEATS-FRESH,FROZEN	MT	228	294	1033	1534
BEEF AND VEAL	MT				
PORK	MT	18	0	7	0
MEATS-PREP,PRES	MT	8	32	70	213
BEEF AND VEAL	MT				
PORK	MT	0	17	0	54
MUTTON,GOAT, & LAMB	MT				
POULTRY & PRODUCTS	NA	---	---	94	36
DAIRY PRODUCTS	NA	---	---	11	173
NONFAT DRY MILK	MT	0	0	0	0
CHEESE	MT	7	0	10	1
CASEIN AND MIXTURES	MT				
FATS OILS AND GREASES	MT	255	159	339	834
HIDES AND SKINS	NA	---	---	497	1367
SHEEP & LAMB SKINS	MT				
FURSKINS	NA	---	---	497	1338
WOOL-UMD,EX FREE	MT				
SAUSAGE CASINGS	NA	---	---	122	52
OTHER ANIMAL PRODUCTS	NA	---	---	3238	3521

COMMODITY GROUP	UNIT	QUANTITY 1980	QUANTITY 1981	VALUE 1980 $1,000	VALUE 1981 $1,000
VEGETABLE PRODUCTS	NA	---	---	80478	97231
GRAINS AND PREPS	NA	---	---	15217	22511
WHEAT-EX SEED,ED	MT	2	0	2	0
BARLEY	MT	0	0	1	0
BISCUITS,WAFERS	MT	1117	1332	3360	4748
FRUITS AND PREPS	NA	---	---	23476	21790
FRESH OR FROZEN	MT	883	1131	812	1099
STRAWBERRIES	MT				
PREPARED OR PRES	MT	20522	17930	22634	20645
PINEAPPLES	MT	250	124	124	75
FRUIT JUICES	MLT	16	13	30	45
NUTS AND PREPS	NA	---	---	118	1155
VEGETABLES AND PREPS	NA	---	---	24071	30055
FRESH OR FROZEN	NA	---	---	193	1479
TOMATOES	MT				
PREPARED OR PRES	NA	---	---	23878	28576
OLIVES	MLT	20	20	37	33
MUSHROOMS,CANNED	MT	242	153	610	403
HOPS & EXTRACT EQ	MT				
SUGAR AND REL PRODS	NA	---	---	821	1677
SUGAR-CANE,BEET	MT	1	0	2	1
MOLASSES INEDIBLE	MT	3035	3135	32	73
CONFECTIONERY PRODS	MT	199	296	741	1474
SPICES	MT	20	36	107	134
TOBACCO,UNMFD	MT	0	273	0	376
TOBACCO-FILLER	MT	0	183	0	359
TOBACCO-SCRAP	MT				
BEVERGES EX FR JUICE	MLT	7062	8372	7129	8865
WINE	MLT	2370	2647	3920	4487
MALT BEVERAGES	MLT	4593	5493	3111	4161
FEEDS & FODDERS	NA	---	---	308	363
OILSEEDS AND PRODS	NA	---	---	4386	4938
OILSEEDS & OILNUTS	MT	37	64	100	151
FLAXSEED	MT				
SESAME SEED	MT	29	44	78	133
OILS AND WAXES-VEG	MT	1558	1634	4284	4785
CASTOR OIL	MT				
COCONUT OIL	MT				
OLIVE OIL	MT				
PALM OIL	MT	9	0	9	0
PALM KERNEL OIL	MT	0	4	0	35
OILCAKE AND MEAL	MT	1	1	2	1
COTTON,EX LINTERS	MT				
COTTON LINTERS	MT				
SEEDS,FIELD & GARDEN	NA	---	---	2261	2772
NURSERY STOCK	NA	---	---	1297	1361
OTHER VEG PRODUCTS	NA	---	---	1286	1233

TABLE 4--U.S. AGRICULTURAL IMPORTS: QUANTITY AND VALUE, COUNTRY BY COMMODITY GROUP, FISCAL YEARS 1980 AND 1981

COUNTRY AND COMMODITY GROUP	UNIT	QUANTITY 1980	QUANTITY 1981	VALUE 1980 $1,000	VALUE 1981 $1,000
602 AUSTRALIA		---	---	1070393	1134488
COMPLEMENTARY	NA	---	---	1663	3660
BANANAS-FRESH	MT				
PLANTAINS-FRESH	MT				
COFFEE-GREEN	MT				
COFFEE-ROASTED	MT				
COFFEE-SOLUBLE,EXTRACTS	MT	0	0	0	0
COCOA BEANS	MT				
COCOA BUTTER	MT				
COCOA-CAKE,POWDER,ETC	MT				
CHOCOLATE PREPARATIONS	MT	68	98	80	191
TEA-CRUDE OR PREPARED	MT	2	2	4	5
SPICES	MT	25	64	56	1863
ALLIED GUMS	MT				
RUBBER-CRUDE	MT	0	98	0	112
RUBBER-LATEX	MT				
RUBBER-DRY FORM	MT	0	98	0	112
SILK-RAW	MT				
WOOL-UNMFD,FREE	MT	201	341	691	1096
FIBERS-EX COTTON,JUTE	MT				
OILS-ESSENTIAL	MT	9	6	108	76
DRUGS	MT	78	3	590	28
OTHER COMPLEMENTARY	NA	---	---	133	288
SUPPLEMENTARY	NA	---	---	1068730	1130829
ANIMALS & ANIMAL PRODS	NA	---	---	956026	806112
ANIMALS-LIVE,EX PLTRY	NA	---	---	2412	1051
CATTLE-OUTIABLE	MNO				
MEATS AND MEAT PRODS	MT	364311	303340	877185	702789
MEATS-P.L.88-482	MT	359542	299883	866628	694661
MEATS-FRESH,FROZEN	MT	361137	301328	869664	697242
BEEF AND VEAL	MT	359266	299839	866106	694601
PORK	MT	130	171	309	402
MEATS-PREP,PRES	MT	377	238	1173	1232
BEEF AND VEAL	MT	376	238	1168	1232
PORK	MT	0	0	1	0
MUTTON,GOAT, & LAMB	MT	2776	1758	6010	4061
POULTRY & PRODUCTS	NA	---	---	0	152
DAIRY PRODUCTS	NA	---	---	31759	33884
NONFAT DRY MILK	MT	958	487	526	521
CHEESE	MT	6099	3366	10111	6746
CASEIN AND MIXTURES	MT	7495	7415	15987	21482
FATS OILS AND GREASES	MT	518	1821	295	679
HIDES AND SKINS	NA	---	---	2709	2215
SHEEP & LAMB SKINS	MT	398	251	951	311
FURSKINS	NA	---	---	1640	1767
WOOL-UMD,EX FREE	MT	12284	16026	39454	61793
SAUSAGE CASINGS	NA	---	---	1426	1502
OTHER ANIMAL PRODUCTS	NA	---	---	785	2047

COMMODITY GROUP	UNIT	QUANTITY 1980	QUANTITY 1981	VALUE 1980 $1,000	VALUE 1981 $1,000
VEGETABLE PRODUCTS	NA	---	---	112704	324717
GRAINS AND PREPS	NA	---	---	14894	14711
WHEAT-EX SEED,FD	MT				
BARLEY	MT				
BISCUITS,WAFERS	MT	20	3	51	13
FRUITS AND PREPS	NA	---	---	4215	6194
FRESH OR FROZEN	MT	4392	6376	2975	4146
STRAWBERRIES	MT				
PREPARED OR PRES	MT	361	447	1024	1611
PINEAPPLES	MT	0	0	0	2
FRUIT JUICES	MLT	766	742	216	437
NUTS AND PREPS	NA	---	---	1315	2533
VEGETABLES AND PREPS	NA	---	---	615	1077
FRESH OR FROZEN	NA	---	---	1	0
TOMATOES	MT				
PREPARED OR PRES	NA	---	---	614	1077
OLIVES	MLT				
MUSHROOMS,CANNED	MT				
HOPS & EXTRACT EQ	MT	100	59	446	285
SUGAR AND REL PRODS	NA	---	---	81775	290759
SUGAR-CANE,BEET	MT	189867	506349	76231	279163
MOLASSES INEDIBLE	MT	73468	71177	5326	11115
CONFECTIONERY PRODS	MT	119	98	154	146
SPICES	MT				
TOBACCO,UNMFD	MT	480	0	2024	0
TOBACCO-FILLER	MT	0	0	1	0
TOBACCO-SCRAP	MT	480	0	2023	0
BEVERGES EX FR JUICE	MLT	8738	7848	4689	5927
WINE	MLT	279	623	565	1661
MALT BEVERAGES	MLT	8452	7117	4116	4101
FEEDS & FODDERS	NA	---	---	159	75
OILSEEDS AND PRODS	NA	---	---	416	693
OILSEEDS & OILNUTS	MT	590	795	370	693
FLAXSEED	MT				
SESAME SEED	MT				
OILS AND WAXES-VEG	MT				
CASTOR OIL	MT				
COCONUT OIL	MT				
OLIVE OIL	MT				
PALM OIL	MT				
PALM KERNEL OIL	MT				
OILCAKE AND MEAL	MT	323	0	47	0
COTTON,EX LINTERS	MT				
COTTON LINTERS	MT				
SEEDS,FIELD & GARDEN	NA	---	---	1324	1081
NURSERY STOCK	NA	---	---	855	462
OTHER VEG PRODUCTS	NA	---	---	423	1185

TABLE 4--U.S. AGRICULTURAL IMPORTS: QUANTITY AND VALUE, COUNTRY BY COMMODITY GROUP, FISCAL YEARS 1980 AND 1981

COUNTRY AND COMMODITY GROUP	UNIT	QUANTITY 1980	QUANTITY 1981	VALUE 1980 $1,000	VALUE 1981 $1,000
604 PAPUA NEW GUINEA		---	---	33437	28060
COMPLEMENTARY	NA	---	---	33330	24742
BANANAS-FRESH	MT				
PLANTAINS-FRESH	MT				
COFFEE-GREEN	MT	5297	3083	19818	8032
COFFEE-ROASTED	MT	0	18	0	46
COFFEE-SOLUBLE,EXTRACTS	MT				
COCOA BEANS	MT	4551	8219	12885	16417
COCOA BUTTER	MT				
COCOA-CAKE,POWDER,ETC	MT				
CHOCOLATE PREPARATIONS	MT				
TEA-CRUDE OR PREPARED	MT	170	104	209	124
SPICES	MT	10	6	20	10
ALLIED GUMS	MT				
RUBBER-CRUDE	MT				
RUBBER-LATEX	MT				
RUBBER-DRY FORM	MT				
SILK-RAW	MT				
WOOL-UNMFD,FREE	MT				
FIBERS-EX COTTON,JUTE	MT				
OILS-ESSENTIAL	MT				
DRUGS	MT	4	2	398	114
OTHER COMPLEMENTARY	NA	---	---		
SUPPLEMENTARY	NA	---	---	108	3318
ANIMALS & ANIMAL PRODS	NA	---	---		
ANIMALS-LIVE,EX PLTRY	NA	---	---		
CATTLE-DUTIABLE	NNO				
MEATS AND MEAT PRODS	MT				
MEATS-P.L.88-482	MT				
MEATS-FRESH,FROZEN	MT				
BEEF AND VEAL	MT				
PORK	MT				
MEATS-PREP,PRES	MT				
BEEF AND VEAL	MT				
PORK	MT				
MUTTON,GOAT, & LAMB	MT				
POULTRY & PRODUCTS	NA	---	---		
DAIRY PRODUCTS	NA	---	---		
NONFAT DRY MILK	MT				
CHEESE	MT				
CASEIN AND MIXTURES	MT				
FATS OILS AND GREASES	MT				
HIDES AND SKINS	NA	---	---		
SHEEP & LAMB SKINS	MT				
FURSKINS	NA	---	---		
WOOL-UMD,EX FREE	MT				
SAUSAGE CASINGS	NA	---	---		
OTHER ANIMAL PRODUCTS	NA	---	---		

COMMODITY GROUP	UNIT	QUANTITY 1980	QUANTITY 1981	VALUE 1980 $1,000	VALUE 1981 $1,000
VEGETABLE PRODUCTS	NA	---	---	108	3318
GRAINS AND PREPS	NA	---	---		
WHEAT-EX SEED,ED	MT				
BARLEY	MT				
BISCUITS,WAFERS	MT				
FRUITS AND PREPS	NA	---	---		
FRESH OR FROZEN	MT				
STRAWBERRIES	MT				
PREPARED OR PRES	MT				
PINEAPPLES	MT				
FRUIT JUICES	MLT				
NUTS AND PREPS	NA	---	---		
VEGETABLES AND PREPS	NA	---	---		
FRESH OR FROZEN	NA	---	---		
TOMATOES	MT				
PREPARED OR PRES	NA	---	---		
OLIVES	MLT				
MUSHROOMS,CANNED	MT				
HOPS & EXTRACT EQ	MT				
SUGAR AND REL PRODS	NA	---	---		
SUGAR-CANE,BEET	MT				
MOLASSES INEDIBLE	MT				
CONFECTIONERY PRODS	MT				
SPICES	MT	73	102	109	181
TOBACCO,UNMFD	MT				
TOBACCO-FILLER	MT				
TOBACCO-SCRAP	MT				
BEVERGES EX FR JUICE	MLT	8	0	6	0
WINE	MLT	8	0	6	0
MALT BEVERAGES	MLT				
FEEDS & FODDERS	NA	---	---		
OILSEEDS AND PRODS	NA	---	---	0	3137
OILSEEDS & OILNUTS	MT				
FLAXSEED	MT				
SESAME SEED	MT				
OILS AND WAXES-VEG	MT	0	5189	0	3137
CASTOR OIL	MT				
COCONUT OIL	MT	0	5189	0	3137
OLIVE OIL	MT				
PALM OIL	MT				
PALM KERNEL OIL	MT				
OILCAKE AND MEAL	MT				
COTTON,EX LINTERS	MT				
COTTON LINTERS	MT				
SEEDS,FIELD & GARDEN	NA	---	---		
NURSERY STOCK	NA	---	---	2	0
OTHER VEG PRODUCTS	NA	---	---		

TABLE 4--U.S. AGRICULTURAL IMPORTS: QUANTITY AND VALUE, COUNTRY BY COMMODITY GROUP, FISCAL YEARS 1980 AND 1981

COUNTRY AND COMMODITY GROUP	UNIT	QUANTITY 1980	QUANTITY 1981	VALUE 1980 $1,000	VALUE 1981 $1,000
614 NEW ZEALAND		---	---	609350	622833
COMPLEMENTARY	NA	---	---	35556	27922
BANANAS-FRESH	MT				
PLANTAINS-FRESH	MT	0	1	0	2
COFFEE-GREEN	MT				
COFFEE-ROASTED	MT	16	0	39	2
COFFEE-SOLUBLE,EXTRACTS	MT				
COCOA BEANS	MT				
COCOA BUTTER	MT				
COCOA-CAKE,POWDER,ETC	MT				
CHOCOLATE PREPARATIONS	MT	6	0	6	0
TEA-CRUDE OR PREPARED	MT				
SPICES	MT	0	3	0	3
ALLIED GUMS	MT				
RUBBER-CRUDE	MT				
RUBBER-LATEX	MT				
RUBBER-DRY FORM	MT				
SILK-RAW	MT				
WOOL-UNMFD,FREE	MT	10436	8996	34974	27361
FIBRS-EX COTTON,JUTE	MT				
OILS-ESSENTIAL	MT	15	0	47	0
DRUGS	MT	382	223	412	393
OTHER COMPLEMENTARY	NA	---	---	178	161
SUPPLEMENTARY	NA	---	---	573695	594911
ANIMALS & ANIMAL PRODS	NA	---	---	555681	575453
ANIMALS-LIVE,EX PLTRY	NA	---	---	5211	2466
CATTLE-DUTIABLE	NNO				
MEATS AND MEAT PRODS	MT	166031	182476	395240	411840
MEATS-P.L.88-482	MT	153210	167061	364787	371712
MEATS-FRESH,FROZEN	MT	153377	166873	365543	371753
BEEF AND VEAL	MT	152950	166601	364318	370866
PORK	MT	1	0	4	0
MEATS-PREP,PRES	MT	403	510	1055	1162
BEEF AND VEAL	MT	403	499	1055	1062
PORK	MT				
MUTTON,GOAT, & LAMB	MT	12251	15093	28542	38925
POULTRY & PRODUCTS	NA	---	---	1473	3116
DAIRY PRODUCTS	NA	---	---	105461	116888
NONFAT DRY MILK	MT	67	72	73	89
CHEESE	MT	12800	15538	21920	30066
CASEIN AND MIXTURES	MT	32799	25009	68584	68868
FATS OILS AND GREASES	MT	413	408	214	93
HIDES AND SKINS	NA	---	---	31614	21338
SHEEP & LAMB SKINS	MT	5649	7626	24848	16874
FURSKINS	NA	---	---	6688	4416
WOOL-UMD,EX FREE	MT	597	787	1969	2543
SAUSAGE CASINGS	NA	---	---	11244	13095
OTHER ANIMAL PRODUCTS	NA	---	---	3256	4052

COMMODITY GROUP	UNIT	QUANTITY 1980	QUANTITY 1981	VALUE 1980 $1,000	VALUE 1981 $1,000
VEGETABLE PRODUCTS	NA	---	---	18014	19458
GRAINS AND PREPS	NA	---	---	60	38
WHEAT-EX SEED,ED	MT				
BARLEY	MT				
BISCUITS,WAFERS	MT	9	9	16	23
FRUITS AND PREPS	NA	---	---	15354	14746
FRESH OR FROZEN	MT	15702	17146	15072	13351
STRAWBERRIES	MT	194	261	703	949
PREPARED OR PRES	MT	22	140	103	95
PINEAPPLES	MT				
FRUIT JUICES	MLT	732	7222	179	1301
NUTS AND PREPS	NA	---	---	0	1
VEGETABLES AND PREPS	NA	---	---	418	201
FRESH OR FROZEN	NA	---	---	88	122
TOMATOES	MT	0	4	0	9
PREPARED OR PRES	NA	---	---	330	79
OLIVES	MLT				
MUSHROOMS,CANNED	MT				
HOPS & EXTRACT EQ	MT	66	0	299	0
SUGAR AND REL PRODS	NA	---	---	48	139
SUGAR-CANE,BEET	MT				
MOLASSES INEDIBLE	MT				
CONFECTIONERY PRODS	MT	23	69	20	81
SPICES	MT				
TOBACCO,UNMFD	MT				
TOBACCO-FILLER	MT				
TOBACCO-SCRAP	MT				
BEVERGES EX FR JUICE	MLT	838	990	590	931
WINE	MLT	26	62	51	284
MALT BEVERAGES	MLT	812	927	539	647
FEEDS & FODDERS	NA	---	---	632	2018
OILSEEDS AND PRODS	NA	---	---	0	0
OILSEEDS & OILNUTS	MT	0	0	0	0
FLAXSEED	MT				
SESAME SEED	MT				
OILS AND WAXES-VEG	MT				
CASTOR OIL	MT				
COCONUT OIL	MT				
OLIVE OIL	MT				
PALM OIL	MT				
PALM KERNEL OIL	MT				
OILCAKE AND MEAL	MT				
COTTON,EX LINTERS	MT				
COTTON LINTERS	MT				
SEEDS,FIELD & GARDEN	NA	---	---	438	762
NURSERY STOCK	NA	---	---	417	525
OTHER VEG PRODUCTS	NA	---	---	56	96

TABLE 4--U.S. AGRICULTURAL IMPORTS: QUANTITY AND VALUE, COUNTRY BY COMMODITY GROUP, FISCAL YEARS 1980 AND 1981

COUNTRY AND COMMODITY GROUP	UNIT	QUANTITY 1980	QUANTITY 1981	VALUE 1980 $1,000	VALUE 1981 $1,000
641 FRENCH PACIFIC IS.		---	---	1485	1665
COMPLEMENTARY	NA	---	---	134	8
BANANAS-FRESH	MT				
PLANTAINS-FRESH	MT				
COFFEE-GREEN	MT				
COFFEE-ROASTED	MT				
COFFEE-SOLUBLE,EXTRACTS	MT				
COCOA BEANS	MT				
COCOA BUTTER	MT				
COCOA-CAKE,POWDER,ETC	MT				
CHOCOLATE PREPARATIONS	MT				
TEA-CRUDE OR PREPARED	MT				
SPICES	MT	2	0	134	8
ALLIED GUMS	MT				
RUBBER-CRUDE	MT				
RUBBER-LATEX	MT				
RUBBER-DRY FORM	MT				
SILK-RAW	MT				
WOOL-UNMFD,FREE	MT				
FIBERS-EX COTTON,JUTE	MT				
OILS-ESSENTIAL	MT				
DRUGS	MT				
OTHER COMPLEMENTARY	NA	---	---		
SUPPLEMENTARY	NA	---	---	1351	1657
ANIMALS & ANIMAL PRODS	NA	---	---	89	0
ANIMALS-LIVE,EX PLTRY	NA	---	---	85	0
CATTLE-OUTIABLE	NO				
MEATS AND MEAT PRODS	MT				
MEATS-P.L.88-482	MT				
MEATS-FRESH,FROZEN	MT				
BEEF AND VEAL	MT				
PORK	MT				
MEATS-PREP,PRES	MT				
BEEF AND VEAL	MT				
PORK	MT				
MUTTON,GOAT, & LAMB	MT				
POULTRY & PRODUCTS	NA	---	---		
DAIRY PRODUCTS	NA	---	---	4	0
NONFAT DRY MILK	MT				
CHEESE	MT	2	0	4	0
CASEIN AND MIXTURES	MT				
FATS OILS AND GREASES	MT				
HIDES AND SKINS	NA	---	---		
SHEEP & LAMB SKINS	MT				
FURSKINS	NA	---	---		
WOOL-UMD,EX FREE	MT				
SAUSAGE CASINGS	NA	---	---		
OTHER ANIMAL PRODUCTS	NA	---	---		

COMMODITY GROUP	UNIT	QUANTITY 1980	QUANTITY 1981	VALUE 1980 $1,000	VALUE 1981 $1,000
VEGETABLE PRODUCTS	NA	---	---	1262	1657
GRAINS AND PREPS	NA	---	---	15	0
WHEAT-EX SEED,ED	MT				
BARLEY	MT				
BISCUITS,WAFERS	MT	7	0	15	0
FRUITS AND PREPS	NA	---	---		
FRESH OR FROZEN	MT				
STRAWBERRIES	MT				
PREPARED OR PRES	MT				
PINEAPPLES	MT				
FRUIT JUICES	MLT				
NUTS AND PREPS	NA	---	---		
VEGETABLES AND PREPS	NA	---	---		
FRESH OR FROZEN	NA	---	---		
TOMATOES	MT				
PREPARED OR PRES	NA	---	---		
OLIVES	MLT				
MUSHROOMS,CANNED	MT				
HOPS & EXTRACT EQ	MT				
SUGAR AND REL PRODS	NA	---	---		
SUGAR-CANE,BEET	MT				
MOLASSES INEDIBLE	MT				
CONFECTIONERY PRODS	MT				
SPICES	MT				
TOBACCO,UNMFD	MT				
TOBACCO-FILLER	MT				
TOBACCO-SCRAP	MT				
BEVERGES EX FR JUICE	MLT	33	10	34	11
WINE	MLT				
MALT BEVERAGES	MLT	33	10	34	11
FEEDS & FODDERS	NA	---	---		
OILSEEDS AND PRODS	NA	---	---	1213	1646
OILSEEDS & OILNUTS	MT				
FLAXSEED	MT				
SESAME SEED	MT				
OILS AND WAXES-VEG	MT	1502	2455	1213	1646
CASTOR OIL	MT				
COCONUT OIL	MT	1502	2455	1213	1646
OLIVE OIL	MT				
PALM OIL	MT				
PALM KERNEL OIL	MT				
OILCAKE AND MEAL	MT				
COTTON,EX LINTERS	MT				
COTTON LINTERS	MT				
SEEDS,FIELD & GARDEN	NA	---	---		
NURSERY STOCK	NA	---	---		
OTHER VEG PRODUCTS	NA	---	---		

TABLE 4--U.S. AGRICULTURAL IMPORTS: QUANTITY AND VALUE, COUNTRY BY COMMODITY GROUP, FISCAL YEARS 1980 AND 1981

COUNTRY AND COMMODITY GROUP	UNIT	QUANTITY 1980	QUANTITY 1981	VALUE 1980 $1,000	VALUE 1981 $1,000
686 PACIFIC ISLANDS, NEC		---	---	39920	25160
COMPLEMENTARY	NA	---	---	1006	1634
BANANAS-FRESH	MT				
PLANTAINS-FRESH	MT				
COFFEE-GREEN	MT				
COFFEE-ROASTED	MT				
COFFEE-SOLUBLE,EXTRACTS	MT				
COCOA BEANS	MT				
COCOA BUTTER	MT				
COCOA-CAKE,POWDER,ETC	MT				
CHOCOLATE PREPARATIONS	MT				
TEA-CRUDE OR PREPARED	MT				
SPICES	MT	1281	1255	990	1618
ALLIED GUMS	MT				
RUBBER-CRUDE	MT				
RUBBER-LATEX	MT				
RUBBER-DRY FORM	MT				
SILK-RAW	MT				
WOOL-UNMFD,FREE	MT				
FIBERS-EX COTTON,JUTE	MT				
OILS-ESSENTIAL	MT				
DRUGS	MT				
OTHER COMPLEMENTARY	NA	---	---	16	16
SUPPLEMENTARY	NA	---	---	38914	23526
ANIMALS & ANIMAL PRODS	NA	---	---	0	5
ANIMALS-LIVE,EX PLTRY	NA	---	---		
CATTLE-DUTIABLE	MNO				
MEATS AND MEAT PRODS	MT				
MEATS-P.L.88-482	MT				
MEATS-FRESH,FROZEN	MT				
BEEF AND VEAL	MT				
PORK	MT				
MEATS-PREP,PRES	MT				
BEEF AND VEAL	MT				
PORK	MT				
MUTTON,GOAT, & LAMB	MT				
POULTRY & PRODUCTS	NA	---	---		
DAIRY PRODUCTS	NA	---	---		
NONFAT DRY MILK	MT				
CHEESE	MT				
CASEIN AND MIXTURES	MT				
FATS OILS AND GREASES	MT				
HIDES AND SKINS	NA	---	---		
SHEEP & LAMB SKINS	MT				
FURSKINS	NA	---	---		
WOOL-UMD,EX FREE	MT				
SAUSAGE CASINGS	NA	---	---	0	5
OTHER ANIMAL PRODUCTS	NA	---	---		
VEGETABLE PRODUCTS	NA	---	---	38914	23521
GRAINS AND PREPS	NA	---	---	27	69
WHEAT-EX SEED,ED	MT				
BARLEY	MT				
BISCUITS,WAFERS	MT	21	44	24	63
FRUITS AND PREPS	NA	---	---	181	44
FRESH OR FROZEN	MT	22	0	14	0
STRAWBERRIES	MT				
PREPARED OR PRES	MT	78	36	67	44
PINEAPPLES	MT				
FRUIT JUICES	MLT	180	0	99	0
NUTS AND PREPS	NA	---	---	273	199
VEGETABLES AND PREPS	NA	---	---	36	17
FRESH OR FROZEN	NA	---	---	31	17
TOMATOES	MT				
PREPARED OR PRES	NA	---	---	6	0
OLIVES	MLT				
MUSHROOMS,CANNED	MT				
HOPS & EXTRACT EQ	MT				
SUGAR AND REL PRODS	NA	---	---	38065	17993
SUGAR-CANE,BEET	MT	92084	20931	36256	15855
MOLASSES INEDIBLE	MT	15697	22002	1808	2138
CONFECTIONERY PRODS	MT				
SPICES	MT				
TOBACCO,UNMFD	MT				
TOBACCO-FILLER	MT				
TOBACCO-SCRAP	MT				
BEVERGES EX FR JUICE	MLT	5	0	4	0
WINE	MLT				
MALT BEVERAGES	MLT	5	0	4	0
FEEDS & FODDERS	NA	---	---		
OILSEEDS AND PRODS	NA	---	---	326	5197
OILSEEDS & OILNUTS	MT				
FLAXSEED	MT				
SESAME SEED	MT				
OILS AND WAXES-VEG	MT	451	8638	326	5197
CASTOR OIL	MT				
COCONUT OIL	MT	451	8638	326	5197
OLIVE OIL	MT				
PALM OIL	MT				
PALM KERNEL OIL	MT				
OILCAKE AND MEAL	MT				
COTTON,EX LINTERS	MT				
COTTON LINTERS	MT				
SEEDS,FIELD & GARDEN	NA	---	---		
NURSERY STOCK	NA	---	---	1	2
OTHER VEG PRODUCTS	NA	---	---		

TABLE 4--U.S. AGRICULTURAL IMPORTS: QUANTITY AND VALUE, COUNTRY BY COMMODITY GROUP, FISCAL YEARS 1980 AND 1981

COUNTRY AND COMMODITY GROUP	UNIT	QUANTITY 1980	QUANTITY 1981	VALUE 1980 $1,000	VALUE 1981 $1,000
714 MOROCCO		---	---	3846	4224
COMPLEMENTARY	NA	---	---	2036	2264
BANANAS-FRESH	MT				
PLANTAINS-FRESH	MT				
COFFEE-GREEN	MT				
COFFEE-ROASTED	MT				
COFFEE-SOLUBLE,EXTRACTS	MT				
COCOA BEANS	MT				
COCOA BUTTER	MT				
COCOA-CAKE,POWDER,ETC	MT				
CHOCOLATE PREPARATIONS	MT				
TEA-CRUDE OR PREPARED	MT	0	12	0	34
SPICES	MT	772	962	1946	1994
ALLIED GUMS	MT				
RUBBER-CRUDE	MT				
RUBBER-LATEX	MT				
RUBBER-DRY FORM	MT				
SILK-RAW	MT				
WOOL-UNMFD,FREE	MT				
FIBERS-EX COTTON,JUTE	MT				
OILS-ESSENTIAL	MT	4	10	89	233
DRUGS	MT				
OTHER COMPLEMENTARY	NA	---	---	3	4
SUPPLEMENTARY	NA	---	---	1810	1959
ANIMALS & ANIMAL PRODS	NA	---	---	6	0
ANIMALS-LIVE,EX PLTRY	NA	---	---	4	0
CATTLE-DUTIABLE	NNO				
MEATS AND MEAT PRODS	MT				
MEATS-P.L.88-482	MT				
MEATS-FRESH,FROZEN	MT				
BEEF AND VEAL	MT				
PORK	MT				
MEATS-PREP,PRES	MT				
BEEF AND VEAL	MT				
PORK	MT				
MUTTON,GOAT, & LAMB	MT				
POULTRY & PRODUCTS	NA	---	---		
DAIRY PRODUCTS	NA	---	---		
NONFAT DRY MILK	MT				
CHEESE	MT				
CASEIN AND MIXTURES	MT				
FATS OILS AND GREASES	MT				
HIDES AND SKINS	NA	---	---	2	0
SHEEP & LAMB SKINS	MT				
FURSKINS	NA	---	---		
WOOL-UNMD,EX FREE	MT				
SAUSAGE CASINGS	NA	---	---		
OTHER ANIMAL PRODUCTS	NA	---	---		
VEGETABLE PRODUCTS	NA	---	---	1804	1959
GRAINS AND PREPS	NA	---	---		
WHEAT-EX SEED,ED	MT				
BARLEY	MT				
BISCUITS,WAFERS	MT				
FRUITS AND PREPS	NA	---	---	150	67
FRESH OR FROZEN	MT	172	67	150	67
STRAWBERRIES	MT				
PREPARED OR PRES	MT				
PINEAPPLES	MT				
FRUIT JUICES	MLT				
NUTS AND PREPS	NA	---	---		
VEGETABLES AND PREPS	NA	---	---	1618	1660
FRESH OR FROZEN	NA	---	---	84	52
TOMATOES	MT				
PREPARED OR PRES	NA	---	---	1534	1608
OLIVES	MLT	193	331	173	233
MUSHROOMS,CANNED	MT				
HOPS & EXTRACT EQ	MT				
SUGAR AND REL PRODS	NA	---	---		
SUGAR-CANE,BEET	MT				
MOLASSES INEDIBLE	MT				
CONFECTIONERY PRODS	MT				
SPICES	MT				
TOBACCO,UNMFD	MT				
TOBACCO-FILLER	MT				
TOBACCO-SCRAP	MT				
BEVERGES EX FR JUICE	MLT	20	15	34	20
WINE	MLT	20	15	34	20
MALT BEVERAGES	MLT				
FEEDS & FODDERS	NA	---	---		
OILSEEDS AND PRODS	NA	---	---		
OILSEEDS & OILNUTS	MT				
FLAXSEED	MT				
SESAME SEED	MT				
OILS AND WAXES-VEG	MT				
CASTOR OIL	MT				
COCONUT OIL	MT				
OLIVE OIL	MT				
PALM OIL	MT				
PALM KERNEL OIL	MT				
OILCAKE AND MEAL	MT				
COTTON,EX LINTERS	MT				
COTTON LINTERS	MT				
SEEDS,FIELD & GARDEN	NA	---	---		
NURSERY STOCK	NA	---	---		
OTHER VEG PRODUCTS	NA	---	---	3	213

TABLE 4--U.S. AGRICULTURAL IMPORTS: QUANTITY AND VALUE, COUNTRY BY COMMODITY GROUP, FISCAL YEARS 1980 AND 1981

COUNTRY AND COMMODITY GROUP	UNIT	QUANTITY 1980	QUANTITY 1981	VALUE 1980 $1,000	VALUE 1981 $1,000
723 TUNISIA		---	---	4881	1223
COMPLEMENTARY	NA	---	---	452	66
BANANAS-FRESH	MT				
PLANTAINS-FRESH	MT				
COFFEE-GREEN	MT				
COFFEE-ROASTED	MT				
COFFEE-SOLUBLE,EXTRACTS	MT				
COCOA BEANS	MT				
COCOA BUTTER	MT				
COCOA-CAKE,POWDER,ETC	MT				
CHOCOLATE PREPARATIONS	MT				
TEA-CRUDE OR PREPARED	MT				
SPICES	MT				
ALLIED GUMS	MT				
RUBBER-CRUDE	MT				
RUBBER-LATEX	MT				
RUBBER-DRY FORM	MT				
SILK-RAW	MT				
WOOL-UNMFD,FREE	MT				
FIBERS-EX COTTON,JUTE	MT				
OILS-ESSENTIAL	MT	28	4	452	66
DRUGS	MT				
OTHER COMPLEMENTARY	NA	---	---		
SUPPLEMENTARY	NA	---	---	4429	1156
ANIMALS & ANIMAL PRODS	NA	---	---	0	200
ANIMALS-LIVE,EX PLTRY	NA	---	---		
CATTLE-DUTIABLE	MNO				
MEATS AND MEAT PRODS	MT				
MEATS-P.L.88-482	MT				
MEATS-FRESH,FROZEN	MT				
BEEF AND VEAL	MT				
PORK	MT				
MEATS-PREP,PRES	MT				
BEEF AND VEAL	MT				
PORK	MT				
MUTTON,GOAT, & LAMB	MT				
POULTRY & PRODUCTS	NA	---	---		
DAIRY PRODUCTS	NA	---	---		
NONFAT DRY MILK	MT				
CHEESE	MT				
CASEIN AND MIXTURES	MT				
FATS OILS AND GREASES	MT				
HIDES AND SKINS	NA	---	---	0	200
SHEEP & LAMB SKINS	MT	0	37	0	200
FURSKINS	NA	---	---		
WOOL-UNMD,EX FREE	MT				
SAUSAGE CASINGS	NA	---	---		
OTHER ANIMAL PRODUCTS	NA	---	---		
VEGETABLE PRODUCTS	NA	---	---	4429	956
GRAINS AND PREPS	NA	---	---		
WHEAT-EX SEED,ED	MT				
BARLEY	MT				
BISCUITS,WAFERS	MT				
FRUITS AND PREPS	NA	---	---		
FRESH OR FROZEN	MT				
STRAWBERRIES	MT				
PREPARED OR PRES	MT				
PINEAPPLES	MT				
FRUIT JUICES	MLT				
NUTS AND PREPS	NA	---	---		
VEGETABLES AND PREPS	NA	---	---		
FRESH OR FROZEN	NA	---	---		
TOMATOES	MT				
PREPARED OR PRES	NA	---	---		
OLIVES	MLT				
MUSHROOMS,CANNED	MT				
HOPS & EXTRACT EQ	MT				
SUGAR AND REL PRODS	NA	---	---		
SUGAR-CANE,BEET	MT				
MOLASSES INEDIBLE	MT				
CONFECTIONERY PRODS	MT				
SPICES	MT				
TOBACCO,UNMFD	MT				
TOBACCO-FILLER	MT				
TOBACCO-SCRAP	MT				
BEVERGES EX FR JUICE	MLT	11	1	10	1
WINE	MLT	11	1	10	1
MALT BEVERAGES	MLT				
FEEDS & FODDERS	NA	---	---		
OILSEEDS AND PRODS	NA	---	---	3835	954
OILSEEDS & OILNUTS	MT				
FLAXSEED	MT				
SESAME SEED	MT				
OILS AND WAXES-VEG	MT	1847	596	3835	954
CASTOR OIL	MT				
COCONUT OIL	MT				
OLIVE OIL	MT	1847	596	3835	954
PALM OIL	MT				
PALM KERNEL OIL	MT				
OILCAKE AND MEAL	MT				
COTTON,EX LINTERS	MT				
COTTON LINTERS	MT				
SEEDS,FIELD & GARDEN	NA	---	---		
NURSERY STOCK	NA	---	---		
OTHER VEG PRODUCTS	NA	---	---	583	0

TABLE 4--U.S. AGRICULTURAL IMPORTS: QUANTITY AND VALUE, COUNTRY BY COMMODITY GROUP, FISCAL YEARS 1980 AND 1981

COUNTRY AND COMMODITY GROUP	UNIT	QUANTITY 1980	QUANTITY 1981	VALUE 1980 $1,000	VALUE 1981 $1,000
729 EGYPT		---	---	4116	5869
COMPLEMENTARY	NA	---	---	3074	2842
BANANAS-FRESH	MT				
PLANTAINS-FRESH	MT				
COFFEE-GREEN	MT				
COFFEE-ROASTED	MT				
COFFEE-SOLUBLE,EXTRACTS	MT				
COCOA BEANS	MT				
COCOA BUTTER	MT				
COCOA-CAKE,POWDER,ETC	MT				
CHOCOLATE PREPARATIONS	MT				
TEA-CRUDE OR PREPARED	MT				
SPICES	MT	1743	1939	1851	2022
ALLIED GUMS	MT				
RUBBER-CRUDE	MT				
RUBBER-LATEX	MT				
RUBBER-DRY FORM	MT				
SILK-RAW	MT				
WOOL-UNMFD,FREE	MT				
FIBERS-EX COTTON,JUTE	MT				
OILS-ESSENTIAL	MT	25	16	1224	819
DRUGS	MT				
OTHER COMPLEMENTARY	NA	---	---		
SUPPLEMENTARY	NA	---	---	0	1
ANIMALS & ANIMAL PRODS	NA	---	---	1042	3047
ANIMALS-LIVE,EX PLTRY	NA	---	---	619	1639
CATTLE-DUTIABLE	MNO			198	1094
MEATS AND MEAT PRODS	MT				
MEATS-F.L.8B-482	MT				
MEATS-FRESH,FROZEN	MT				
BEEF AND VEAL	MT				
PORK	MT				
MEATS-PREP,PRES	MT				
BEEF AND VEAL	MT				
PORK	MT				
MUTTON,GOAT, & LAMB	MT				
POULTRY & PRODUCTS	NA	---	---		
DAIRY PRODUCTS	NA	---	---		
NONFAT DRY MILK	MT				
CHEESE	MT				
CASEIN AND MIXTURES	MT				
FATS OILS AND GREASES	MT				
HIDES AND SKINS	NA	---	---	0	166
SHEEP & LAMB SKINS	MT	0	3	0	55
FURSKINS	NA	---	---		
WOOL-UNMD,EX FREE	MT				
SAUSAGE CASINGS	NA	---	---		
OTHER ANIMAL PRODUCTS	NA	---	---	421	379

COMMODITY GROUP	UNIT	QUANTITY 1980	QUANTITY 1981	VALUE 1980 $1,000	VALUE 1981 $1,000
VEGETABLE PRODUCTS	NA	---	---	423	1408
GRAINS AND PREPS	NA	---	---	0	1
WHEAT-EX SEED,ED	MT				
BARLEY	MT				
BISCUITS,WAFERS	MT				
FRUITS AND PREPS	NA	---	---	20	40
FRESH OR FROZEN	MT				
STRAWBERRIES	MT				
PREPARED OR PRES	MT	3	1	2	2
PINEAPPLES	MT				
FRUIT JUICES	MLT	78	42	18	38
NUTS AND PREPS	NA	---	---		
VEGETABLES AND PREPS	NA	---	---	32	41
FRESH OR FROZEN	NA	---	---		
TOMATOES	MT				
PREPARED OR PRES	NA	---	---	32	41
OLIVES	MLT				
MUSHROOMS,CANNED	MT				
HOPS & EXTRACT EQ	MT				
SUGAR AND REL PRODS	NA	---	---		
SUGAR-CANE,BEET	MT				
MOLASSES INEDIBLE	MT				
CONFECTIONERY PRODS	MT				
SPICES	MT	4	6	3	6
TOBACCO,UNMFD	MT				
TOBACCO-FILLER	MT				
TOBACCO-SCRAP	MT				
BEVERGES EX FR JUICE	MLT				
WINE	MLT				
MALT BEVERAGES	MLT				
FEEDS & FODDERS	NA	---	---		
OILSEEDS AND PRODS	NA	---	---	0	835
OILSEEDS & OILNUTS	MT	0	530	0	835
FLAXSEED	MT				
SESAME SEED	MT				
OILS AND WAXES-VEG	MT				
CASTOR OIL	MT				
COCONUT OIL	MT				
OLIVE OIL	MT				
PALM OIL	MT				
PALM KERNEL OIL	MT				
OILCAKE AND MEAL	MT				
COTTON,EX LINTERS	MT	118	156	352	484
COTTON LINTERS	MT				
SEEDS,FIELD & GARDEN	NA	---	---	3	1
NURSERY STOCK	NA	---	---	0	0
OTHER VEG PRODUCTS	NA	---	---	13	0

TABLE 4--U.S. AGRICULTURAL IMPORTS: QUANTITY AND VALUE, COUNTRY BY COMMODITY GROUP, FISCAL YEARS 1980 AND 1981

COUNTRY AND COMMODITY GROUP	UNIT	QUANTITY 1980	QUANTITY 1981	VALUE 1980 $1,000	VALUE 1981 $1,000
732 SUDAN		---	---	3415	43967
COMPLEMENTARY	NA	---	---	1	28
BANANAS-FRESH	MT				
PLANTAINS-FRESH	MT				
COFFEE-GREEN	MT				
COFFEE-ROASTED	MT				
COFFEE-SOLUBLE,EXTRACTS	MT				
COCOA BEANS	MT				
COCOA BUTTER	MT				
COCOA-CAKE,POWDER,ETC	MT				
CHOCOLATE PREPARATIONS	MT				
TEA-CRUDE OR PREPARED	MT				
SPICES	MT	0	0	1	0
ALLIED GUMS	MT				
RUBBER-CRUDE	MT				
RUBBER-LATEX	MT				
RUBBER-DRY FORM	MT				
SILK-RAW	MT				
WOOL-UNMFD,FREE	MT				
FIBERS-EX COTTON,JUTE	MT				
OILS-ESSENTIAL	MT				
DRUGS	MT				
OTHER COMPLEMENTARY	NA	---	---	0	28
SUPPLEMENTARY	NA	---	---	3414	43939
ANIMALS & ANIMAL PRODS	NA	---	---	3371	4629
ANIMALS-LIVE,EX PLTRY	NA	---	---		
CATTLE-DUTIABLE	NNO				
MEATS AND MEAT PRODS	MT				
MEATS-P.L.88-482	MT				
MEATS-FRESH,FROZEN	MT				
BEEF AND VEAL	MT				
PORK	MT				
MEATS-PREP,PRES	MT				
BEEF AND VEAL	MT				
PORK	MT				
MUTTON,GOAT, & LAMB	MT				
POULTRY & PRODUCTS	NA	---	---		
DAIRY PRODUCTS	NA	---	---		
NONFAT DRY MILK	MT				
CHEESE	MT				
CASEIN AND MIXTURES	MT				
FATS OILS AND GREASES	MT				
HIDES AND SKINS	NA	---	---	3370	4628
SHEEP & LAMB SKINS	MT	599	783	3351	4569
FURSKINS	NA	---	---		
WOOL-UMD,EX FREE	MT				
SAUSAGE CASINGS	NA	---	---		
OTHER ANIMAL PRODUCTS	NA	---	---	1	2
VEGETABLE PRODUCTS	NA	---	---	43	39340
GRAINS AND PREPS	NA	---	---		
WHEAT-EX SEED,ED	MT				
BARLEY	MT				
BISCUITS,WAFERS	MT				
FRUITS AND PREPS	NA	---	---		
FRESH OR FROZEN	MT				
STRAWBERRIES	MT				
PREPARED OR PRES	MT				
PINEAPPLES	MT				
FRUIT JUICES	MLT				
NUTS AND PREPS	NA	---	---		
VEGETABLES AND PREPS	NA	---	---		
FRESH OR FROZEN	NA	---	---		
TOMATOES	MT				
PREPARED OR PRES	NA	---	---		
OLIVES	MLT				
MUSHROOMS,CANNED	MT				
HOPS & EXTRACT EQ	MT				
SUGAR AND REL PRODS	NA	---	---		
SUGAR-CANE,BEET	MT				
MOLASSES INEDIBLE	MT				
CONFECTIONERY PRODS	MT				
SPICES	MT				
TOBACCO,UNMFD	MT				
TOBACCO-FILLER	MT				
TOBACCO-SCRAP	MT				
BEVERGES EX FR JUICE	MLT				
WINE	MLT				
MALT BEVERAGES	MLT				
FEEDS & FODDERS	NA	---	---		
OILSEEDS AND PRODS	NA	---	---	0	39277
OILSEEDS & OILNUTS	MT	0	19677	0	39277
FLAXSEED	MT				
SESAME SEED	MT				
OILS AND WAXES-VEG	MT				
CASTOR OIL	MT				
COCONUT OIL	MT				
OLIVE OIL	MT				
PALM OIL	MT				
PALM KERNEL OIL	MT				
OILCAKE AND MEAL	MT				
COTTON,EX LINTERS	MT				
COTTON LINTERS	MT				
SEEDS,FIELD & GARDEN	NA	---	---	43	63
NURSERY STOCK	NA	---	---		
OTHER VEG PRODUCTS	NA	---	---		

TABLE 4--U.S. AGRICULTURAL IMPORTS: QUANTITY AND VALUE, COUNTRY BY COMMODITY GROUP, FISCAL YEARS 1980 AND 1981

COUNTRY AND COMMODITY GROUP	UNIT	QUANTITY 1980	QUANTITY 1981	VALUE 1980 $1,000	VALUE 1981 $1,000
742 CAMEROON		---	---	71274	63157
COMPLEMENTARY	NA	---	---	67211	55264
BANANAS-FRESH	MT				
PLANTAINS-FRESH	MT				
COFFEE-GREEN	MT	13573	15540	47696	39095
COFFEE-ROASTED	MT				
COFFEE-SOLUBLE,EXTRACTS	MT				
COCOA BEANS	MT	2087	6876	6509	13850
COCOA BUTTER	MT	1622	68	9652	379
COCOA-CAKE,POWDER,ETC	MT	1386	2429	3037	1941
CHOCOLATE PREPARATIONS	MT	72	0	283	0
TEA-CRUDE OR PREPARED	MT				
SPICES	MT				
ALLIED GUMS	MT				
RUBBER-CRUDE	MT				
RUBBER-LATEX	MT				
RUBBER-DRY FORM	MT				
SILK-RAW	MT				
WOOL-UNMFD,FREE	MT				
FIBERS-EX COTTON,JUTE	MT				
OILS-ESSENTIAL	MT				
DRUGS	MT				
OTHER COMPLEMENTARY	NA	---	---	33	0
SUPPLEMENTARY	NA	---	---	4063	7893
ANIMALS & ANIMAL PRODS	NA	---	---		
ANIMALS-LIVE,EX PLTRY	NA	---	---		
CATTLE-DUTIABLE	MNO				
MEATS AND MEAT PRODS	MT				
MEATS-P.L.88-482	MT				
MEATS-FRESH,FROZEN	MT				
BEEF AND VEAL	MT				
PORK	MT				
MEATS-PREP,PRES	MT				
BEEF AND VEAL	MT				
PORK	MT				
MUTTON,GOAT, & LAMB	MT				
POULTRY & PRODUCTS	NA	---	---		
DAIRY PRODUCTS	NA	---	---		
NONFAT DRY MILK	MT				
CHEESE	MT				
CASEIN AND MIXTURES	MT				
FATS OILS AND GREASES	MT				
HIDES AND SKINS	NA	---	---		
SHEEP & LAMB SKINS	MT				
FURSKINS	NA	---	---		
WOOL-UMD,EX FREE	MT				
SAUSAGE CASINGS	NA	---	---		
OTHER ANIMAL PRODUCTS	NA	---	---		
VEGETABLE PRODUCTS	NA	---	---	4063	7893
GRAINS AND PREPS	NA	---	---		
WHEAT-EX SEED,ED	MT				
BARLEY	MT				
BISCUITS,WAFERS	MT				
FRUITS AND PREPS	NA	---	---		
FRESH OR FROZEN	MT				
STRAWBERRIES	MT				
PREPARED OR PRES	MT				
PINEAPPLES	MT				
FRUIT JUICES	MLT				
NUTS AND PREPS	NA	---	---	84	0
VEGETABLES AND PREPS	NA	---	---		
FRESH OR FROZEN	NA	---	---		
TOMATOES	MT				
PREPARED OR PRES	NA	---	---		
OLIVES	MLT				
MUSHROOMS,CANNED	MT				
HOPS & EXTRACT EQ	MT				
SUGAR AND REL PRODS	NA	---	---	0	3561
SUGAR-CANE,BEET	MT	0	4958	0	3561
MOLASSES INEDIBLE	MT				
CONFECTIONERY PRODS	MT				
SPICES	MT				
TOBACCO,UNMFD	MT	438	635	3979	4332
TOBACCO-FILLER	MT	42	35	516	408
TOBACCO-SCRAP	MT	247	465	602	1244
BEVERGES EX FR JUICE	MLT				
WINE	MLT				
MALT BEVERAGES	MLT				
FEEDS & FODDERS	NA	---	---		
OILSEEDS AND PRODS	NA	---	---		
OILSEEDS & OILNUTS	MT				
FLAXSEED	MT				
SESAME SEED	MT				
OILS AND WAXES-VEG	MT				
CASTOR OIL	MT				
COCONUT OIL	MT				
OLIVE OIL	MT				
PALM OIL	MT				
PALM KERNEL OIL	MT				
OILCAKE AND MEAL	MT				
COTTON,EX LINTERS	MT				
COTTON LINTERS	MT				
SEEDS,FIELD & GARDEN	NA	---	---		
NURSERY STOCK	NA	---	---		
OTHER VEG PRODUCTS	NA	---	---		

TABLE 4--U.S. AGRICULTURAL IMPORTS: QUANTITY AND VALUE, COUNTRY BY COMMODITY GROUP, FISCAL YEARS 1980 AND 1981

COUNTRY AND COMMODITY GROUP	UNIT	QUANTITY 1980	QUANTITY 1981	VALUE 1980 $1,000	VALUE 1981 $1,000
746 GUINEA		---	---	208	2706
COMPLEMENTARY	NA	---	---	204	2702
BANANAS-FRESH	MT				
PLANTAINS-FRESH	MT				
COFFEE-GREEN	MT	48	1060	190	2667
COFFEE-ROASTED	MT				
COFFEE-SOLUBLE,EXTRACTS	MT				
COCOA BEANS	MT				
COCOA BUTTER	MT				
COCOA-CAKE,POWDER,ETC	MT				
CHOCOLATE PREPARATIONS	MT				
TEA-CRUDE OR PREPARED	MT	10	20	14	36
SPICES	MT				
ALLIED GUMS	MT				
RUBBER-CRUDE	MT				
RUBBER-LATEX	MT				
RUBBER-DRY FORM	MT				
SILK-RAW	MT				
WOOL-UNMFD,FREE	MT				
FIBERS-EX COTTON,JUTE	MT				
OILS-ESSENTIAL	MT				
DRUGS	MT				
OTHER COMPLEMENTARY	NA	---	---		
SUPPLEMENTARY	NA	---	---	4	3
ANIMALS & ANIMAL PRODS	NA	---	---		
ANIMALS-LIVE,EX PLTRY	NA	---	---		
CATTLE-DUTIABLE	NNO				
MEATS AND MEAT PRODS	MT				
MEATS-F.L.&B-482	MT				
MEATS-FRESH,FROZEN	MT				
BEEF AND VEAL	MT				
PORK	MT				
MEATS-PREP,PRES	MT				
BEEF AND VEAL	MT				
PORK	MT				
MUTTON,GOAT, & LAMB	MT				
POULTRY & PRODUCTS	NA	---	---		
DAIRY PRODUCTS	NA	---	---		
NONFAT DRY MILK	MT				
CHEESE	MT				
CASEIN AND MIXTURES	MT				
FATS OILS AND GREASES	MT				
HIDES AND SKINS	NA	---	---		
SHEEP & LAMB SKINS	MT				
FURSKINS	NA	---	---		
WOOL-UMD,EX FREE	MT				
SAUSAGE CASINGS	NA	---	---		
OTHER ANIMAL PRODUCTS	NA	---	---		
VEGETABLE PRODUCTS	NA	---	---	4	3
GRAINS AND PREPS	NA	---	---		
WHEAT-EX SEED,ED	MT				
BARLEY	MT				
BISCUITS,WAFERS	MT				
FRUITS AND PREPS	NA	---	---		
FRESH OR FROZEN	MT				
STRAWBERRIES	MT				
PREPARED OR PRES	MT				
PINEAPPLES	MT				
FRUIT JUICES	MLT				
NUTS AND PREPS	NA	---	---		
VEGETABLES AND PREPS	NA	---	---		
FRESH OR FROZEN	NA	---	---		
TOMATOES	MT				
PREPARED OR PRES	NA	---	---		
OLIVES	MLT				
MUSHROOMS,CANNED	MT				
HOPS & EXTRACT EQ	MT				
SUGAR AND REL PRODS	NA	---	---		
SUGAR-CANE,BEET	MT				
MOLASSES INEDIBLE	MT				
CONFECTIONERY PRODS	MT				
SPICES	MT				
TOBACCO,UNMFD	MT				
TOBACCO-FILLER	MT				
TOBACCO-SCRAP	MT				
BEVERGES EX FR JUICE	MLT				
WINE	MLT				
MALT BEVERAGES	MLT				
FEEDS & FODDERS	NA	---	---		
OILSEEDS AND PRODS	NA	---	---		
OILSEEDS & OILNUTS	MT				
FLAXSEED	MT				
SESAME SEED	MT				
OILS AND WAXES-VEG	MT				
CASTOR OIL	MT				
COCONUT OIL	MT				
OLIVE OIL	MT				
PALM OIL	MT				
PALM KERNEL OIL	MT				
OILCAKE AND MEAL	MT				
COTTON,EX LINTERS	MT				
COTTON LINTERS	MT				
SEEDS,FIELD & GARDEN	NA	---	---		
NURSERY STOCK	NA	---	---		
OTHER VEG PRODUCTS	NA	---	---	4	3

TABLE 4--U.S. AGRICULTURAL IMPORTS: QUANTITY AND VALUE, COUNTRY BY COMMODITY GROUP, FISCAL YEARS 1980 AND 1981

COUNTRY AND COMMODITY GROUP	UNIT	QUANTITY 1980	QUANTITY 1981	VALUE 1980 $1,000	VALUE 1981 $1,000
747 SIERRA LEONE		---	---	12303	10322
COMPLEMENTARY	NA	---	---	12293	10290
BANANAS-FRESH	MT				
PLANTAINS-FRESH	MT				
COFFEE-GREEN	MT	3715	2185	11741	5238
COFFEE-ROASTED	MT				
COFFEE-SOLUBLE,EXTRACTS	MT				
COCOA BEANS	MT	0	2238	0	4749
COCOA BUTTER	MT				
COCOA-CAKE,POWDER,ETC	MT				
CHOCOLATE PREPARATIONS	MT				
TEA-CRUDE OR PREPARED	MT				
SPICES	MT	430	269	505	299
ALLIED GUMS	MT				
RUBBER-CRUDE	MT				
RUBBER-LATEX	MT				
RUBBER-DRY FORM	MT				
SILK-RAW	MT				
WOOL-UNMFD,FREE	MT				
FIBERS-EX COTTON,JUTE	MT	49	10	41	4
OILS-ESSENTIAL	MT				
DRUGS	MT				
OTHER COMPLEMENTARY	NA	---	---	6	0
SUPPLEMENTARY	NA	---	---	11	32
ANIMALS & ANIMAL PRODS	NA	---	---		
ANIMALS-LIVE,EX PLTRY	NA	---	---		
CATTLE-DUTIABLE	MNO				
MEATS AND MEAT PRODS	MT				
MEATS-P.L.88-482	MT				
MEATS-FRESH,FROZEN	MT				
BEEF AND VEAL	MT				
PORK	MT				
MEATS-PREP,PRES	MT				
BEEF AND VEAL	MT				
PORK	MT				
MUTTON,GOAT, & LAMB	MT				
POULTRY & PRODUCTS	NA	---	---		
DAIRY PRODUCTS	NA	---	---		
NONFAT DRY MILK	MT				
CHEESE	MT				
CASEIN AND MIXTURES	MT				
FATS OILS AND GREASES	MT				
HIDES AND SKINS	NA	---	---		
SHEEP & LAMB SKINS	MT				
FURSKINS	NA	---	---		
WOOL-UNMD,EX FREE	MT				
SAUSAGE CASINGS	NA	---	---		
OTHER ANIMAL PRODUCTS	NA	---	---		
VEGETABLE PRODUCTS	NA	---	---	11	32
GRAINS AND PREPS	NA	---	---	0	1
WHEAT-EX SEED,ED	MT				
BARLEY	MT				
BISCUITS,WAFERS	MT				
FRUITS AND PREPS	NA	---	---		
FRESH OR FROZEN	MT				
STRAWBERRIES	MT				
PREPARED OR PRES	MT				
PINEAPPLES	MT				
FRUIT JUICES	MLT				
NUTS AND PREPS	NA	---	---		
VEGETABLES AND PREPS	NA	---	---	7	8
FRESH OR FROZEN	NA	---	---		
TOMATOES	MT				
PREPARED OR PRES	NA	---	---	7	8
OLIVES	MLT				
MUSHROOMS,CANNED	MT				
HOPS & EXTRACT EQ	MT				
SUGAR AND REL PRODS	NA	---	---		
SUGAR-CANE,BEET	MT				
MOLASSES INEDIBLE	MT				
CONFECTIONERY PRODS	MT				
SPICES	MT				
TOBACCO,UNMFD	MT				
TOBACCO-FILLER	MT				
TOBACCO-SCRAP	MT				
BEVERGES EX FR JUICE	MLT				
WINE	MLT				
MALT BEVERAGES	MLT				
FEEDS & FODDERS	NA	---	---		
OILSEEDS AND PRODS	NA	---	---	4	24
OILSEEDS & OILNUTS	MT				
FLAXSEED	MT				
SESAME SEED	MT				
OILS AND WAXES-VEG	MT	2	13	4	24
CASTOR OIL	MT				
COCONUT OIL	MT				
OLIVE OIL	MT				
PALM OIL	MT	2	12	3	22
PALM KERNEL OIL	MT	0	1	1	2
OILCAKE AND MEAL	MT				
COTTON,EX LINTERS	MT				
COTTON LINTERS	MT				
SEEDS,FIELD & GARDEN	NA	---	---		
NURSERY STOCK	NA	---	---		
OTHER VEG PRODUCTS	NA	---	---		

TABLE 4--U.S. AGRICULTURAL IMPORTS: QUANTITY AND VALUE, COUNTRY BY COMMODITY GROUP, FISCAL YEARS 1980 AND 1981

COUNTRY AND COMMODITY GROUP	UNIT	QUANTITY 1980	QUANTITY 1981	VALUE 1980 $1,000	VALUE 1981 $1,000
748 IVORY COAST		---	---	278003	352854
COMPLEMENTARY	NA	---	---	270257	344888
BANANAS-FRESH	MT				
PLANTAINS-FRESH	MT				
COFFEE-GREEN	MT	31390	33619	112336	80787
COFFEE-ROASTED	MT				
COFFEE-SOLUBLE,EXTRACTS	MT				
COCOA BEANS	MT	37456	111014	111877	210813
COCOA BUTTER	MT	4600	7371	25293	35163
COCOA-CAKE,POWDER,ETC	MT	6100	15974	9551	9406
CHOCOLATE PREPARATIONS	MT	2925	2977	9931	7128
TEA-CRUDE OR PREPARED	MT				
SPICES	MT				
ALLIED GUMS	MT				
RUBBER-CRUDE	MT	697	669	947	954
RUBBER-LATEX	MT				
RUBBER-DRY FORM	MT	697	669	947	954
SILK-RAW	MT				
WOOL-UNMFD,FREE	MT				
FIBERS-EX COTTON,JUTE	MT				
OILS-ESSENTIAL	MT	10	19	322	636
DRUGS	MT				
OTHER COMPLEMENTARY	NA	---	---		
SUPPLEMENTARY	NA	---	---	7746	7966
ANIMALS & ANIMAL PRODS	NA	---	---	0	21
ANIMALS-LIVE,EX PLTRY	NA	---	---		
CATTLE-DUTIABLE	MNO				
MEATS AND MEAT PRODS	MT				
MEATS-P.L.88-482	MT				
MEATS-FRESH,FROZEN	MT				
BEEF AND VEAL	MT				
PORK	MT				
MEATS-PREP,PRES	MT				
BEEF AND VEAL	MT				
PORK	MT				
MUTTON,GOAT, & LAMB	MT				
POULTRY & PRODUCTS	NA	---	---		
DAIRY PRODUCTS	NA	---	---		
NONFAT DRY MILK	MT				
CHEESE	MT				
CASEIN AND MIXTURES	MT				
FATS OILS AND GREASES	MT				
HIDES AND SKINS	NA	---	---	0	21
SHEEP & LAMB SKINS	MT	0	7	0	21
FURSKINS	NA	---	---		
WOOL-UNMD,EX FREE	MT				
SAUSAGE CASINGS	NA	---	---		
OTHER ANIMAL PRODUCTS	NA	---	---		
VEGETABLE PRODUCTS	NA	---	---	7746	7945
GRAINS AND PREPS	NA	---	---		
WHEAT-EX SEED,ED	MT				
BARLEY	MT				
BISCUITS,WAFERS	MT				
FRUITS AND PREPS	NA	---	---	858	898
FRESH OR FROZEN	MT	0	50	0	39
STRAWBERRIES	MT				
PREPARED OR PRES	MT	1722	1575	836	859
PINEAPPLES	MT	1722	1575	836	859
FRUIT JUICES	MLT	130	0	23	0
NUTS AND PREPS	NA	---	---	0	40
VEGETABLES AND PREPS	NA	---	---		
FRESH OR FROZEN	NA	---	---		
TOMATOES	MT				
PREPARED OR PRES	NA	---	---		
OLIVES	MLT				
MUSHROOMS,CANNED	MT				
HOPS & EXTRACT EQ	MT				
SUGAR AND REL PRODS	NA	---	---	6567	6675
SUGAR-CANE,BEET	MT	10500	10669	6567	6675
MOLASSES,INEDIBLE	MT				
CONFECTIONERY PRODS	MT				
SPICES	MT				
TOBACCO,UNMFD	MT	22	44	47	93
TOBACCO-FILLER	MT				
TOBACCO-SCRAP	MT	22	44	47	93
BEVERGES EX FR JUICE	MLT				
WINE	MLT				
MALT BEVERAGES	MLT				
FEEDS & FODDERS	NA	---	---		
OILSEEDS AND PRODS	NA	---	---		
OILSEEDS & OILNUTS	MT				
FLAXSEED	MT				
SESAME SEED	MT				
OILS AND WAXES-VEG	MT				
CASTOR OIL	MT				
COCONUT OIL	MT				
OLIVE OIL	MT				
PALM OIL	MT				
PALM KERNEL OIL	MT				
OILCAKE AND MEAL	MT				
COTTON,EX LINTERS	MT				
COTTON LINTERS	MT				
SEEDS,FIELD & GARDEN	NA	---	---		
NURSERY STOCK	NA	---	---	5	19
OTHER VEG PRODUCTS	NA	---	---	270	220

TABLE 4--U.S. AGRICULTURAL IMPORTS: QUANTITY AND VALUE, COUNTRY BY COMMODITY GROUP, FISCAL YEARS 1980 AND 1981

COUNTRY AND COMMODITY GROUP	UNIT	QUANTITY 1980	QUANTITY 1981	VALUE 1980 $1,000	VALUE 1981 $1,000
749 GHANA		---	---	31182	38446
COMPLEMENTARY	NA	---	---	31176	38440
BANANAS-FRESH	MT	1120	0	240	0
PLANTAINS-FRESH	MT				
COFFEE-GREEN	MT	0	102	0	220
COFFEE-ROASTED	MT				
COFFEE-SOLUBLE,EXTRACTS	MT				
COCOA BEANS	MT	9709	14583	28855	35180
COCOA BUTTER	MT	50	350	324	1748
COCOA-CAKE,POWDER,ETC	MT	100	2307	65	1193
CHOCOLATE PREPARATIONS	MT	0	50	0	99
TEA-CRUDE OR PREPARED	MT				
SPICES	MT				
ALLIED GUMS	MT				
RUBBER-CRUDE	MT	1333	0	1553	0
RUBBER-LATEX	MT				
RUBBER-DRY FORM	MT	1333	0	1553	0
SILK-RAW	MT				
WOOL-UNMFD,FREE	MT				
FIBERS-EX COTTON,JUTE	MT				
OILS-ESSENTIAL	MT				
DRUGS	MT				
OTHER COMPLEMENTARY	NA	---	---	139	0
SUPPLEMENTARY	NA	---	---	6	7
ANIMALS & ANIMAL PRODS	NA	---	---		
ANIMALS-LIVE,EX PLTRY	NA	---	---		
CATTLE-DUTIABLE	MNO				
MEATS AND MEAT PRODS	MT				
MEATS-P.L.88-482	MT				
MEATS-FRESH,FROZEN	MT				
BEEF AND VEAL	MT				
PORK	MT				
MEATS-PREP,PRES	MT				
BEEF AND VEAL	MT				
PORK	MT				
MUTTON,GOAT, & LAMB	MT				
POULTRY & PRODUCTS	NA	---	---		
DAIRY PRODUCTS	NA	---	---		
NONFAT DRY MILK	MT				
CHEESE	MT				
CASEIN AND MIXTURES	MT				
FATS OILS AND GREASES	MT				
HIDES AND SKINS	NA	---	---		
SHEEP & LAMB SKINS	MT				
FURSKINS	NA	---	---		
WOOL-UMD,EX FREE	MT				
SAUSAGE CASINGS	NA	---	---		
OTHER ANIMAL PRODUCTS	NA	---	---		
VEGETABLE PRODUCTS	NA	---	---	6	7
GRAINS AND PREPS	NA	---	---	3	0
WHEAT-EX SEED,ED	MT				
BARLEY	MT				
BISCUITS,WAFERS	MT				
FRUITS AND PREPS	NA	---	---	0	3
FRESH OR FROZEN	MT				
STRAWBERRIES	MT				
PREPARED OR PRES	MT				
PINEAPPLES	MT				
FRUIT JUICES	MLT	0	4	0	3
NUTS AND PREPS	NA	---	---		
VEGETABLES AND PREPS	NA	---	---	0	4
FRESH OR FROZEN	NA	---	---		
TOMATOES	MT				
PREPARED OR PRES	NA	---	---	0	4
OLIVES	MLT				
MUSHROOMS,CANNED	MT				
HOPS & EXTRACT EQ	MT				
SUGAR AND REL PRODS	NA	---	---		
SUGAR-CANE,BEET	MT				
MOLASSES INEDIBLE	MT				
CONFECTIONERY PRODS	MT				
SPICES	MT				
TOBACCO,UNMFD	MT				
TOBACCO-FILLER	MT				
TOBACCO-SCRAP	MT				
BEVERGES EX FR JUICE	MLT				
WINE	MLT				
MALT BEVERAGES	MLT				
FEEDS & FODDERS	NA	---	---		
OILSEEDS AND PRODS	NA	---	---	2	0
OILSEEDS & OILNUTS	MT				
FLAXSEED	MT				
SESAME SEED	MT				
OILS AND WAXES-VEG	MT	1	0	2	0
CASTOR OIL	MT				
COCONUT OIL	MT				
OLIVE OIL	MT				
PALM OIL	MT				
PALM KERNEL OIL	MT	1	0	2	0
OILCAKE AND MEAL	MT				
COTTON,EX LINTERS	MT				
COTTON LINTERS	MT				
SEEDS,FIELD & GARDEN	NA	---	---	1	0
NURSERY STOCK	NA	---	---		
OTHER VEG PRODUCTS	NA	---	---		

TABLE 4--U.S. AGRICULTURAL IMPORTS: QUANTITY AND VALUE, COUNTRY BY COMMODITY GROUP, FISCAL YEARS 1980 AND 1981

COUNTRY AND COMMODITY GROUP	UNIT	QUANTITY 1980	QUANTITY 1981	VALUE 1980 $1,000	VALUE 1981 $1,000
753 NIGERIA		---	---	81543	44342
COMPLEMENTARY	NA	---	---	77750	37448
BANANAS-FRESH	MT				
PLANTAINS-FRESH	MT				
COFFEE-GREEN	MT				
COFFEE-ROASTED	MT				
COFFEE-SOLUBLE,EXTRACTS	MT				
COCOA BEANS	MT	20977	11064	65859	23401
COCOA BUTTER	MT	761	2315	4810	12459
COCOA-CAKE,POWDER,ETC	MT	9450	2739	6718	1495
CHOCOLATE PREPARATIONS	MT				
TEA-CRUDE OR PREPARED	MT				
SPICES	MT				
ALLIED GUMS	MT				
RUBBER-CRUDE	MT	0	100	0	78
RUBBER-LATEX	MT				
RUBBER-DRY FORM	MT	0	100	0	78
SILK-RAW	MT				
WOOL-UNMFD,FREE	MT				
FIBERS-EX COTTON,JUTE	MT				
OILS-ESSENTIAL	MT	0	0	0	5
DRUGS	MT				
OTHER COMPLEMENTARY	NA	---	---	363	10
SUPPLEMENTARY	NA	---	---	3794	6894
ANIMALS & ANIMAL PRODS	NA	---	---	2403	2091
ANIMALS-LIVE,EX PLTRY	NA	---	---		
CATTLE-DUTIABLE	NO				
MEATS AND MEAT PRODS	MT				
MEATS-P.L.88-482	MT				
MEATS-FRESH,FROZEN	MT				
BEEF AND VEAL	MT				
PORK	MT				
MEATS-PREP,PRES	MT				
BEEF AND VEAL	MT				
PORK	MT				
MUTTON,GOAT, & LAMB	MT				
POULTRY & PRODUCTS	NA	---	---		
DAIRY PRODUCTS	NA	---	---		
NONFAT DRY MILK	MT				
CHEESE	MT				
CASEIN AND MIXTURES	MT				
FATS OILS AND GREASES	MT				
HIDES AND SKINS	NA	---	---	2357	2053
SHEEP & LAMB SKINS	MT	204	148	2139	2042
FURSKINS	NA	---	---		
WOOL-UNM,EX FREE	MT				
SAUSAGE CASINGS	NA	---	---		
OTHER ANIMAL PRODUCTS	NA	---	---	46	38
VEGETABLE PRODUCTS	NA	---	---	1390	4804
GRAINS AND PREPS	NA	---	---		
WHEAT-EX SEED,ED	MT				
BARLEY	MT				
BISCUITS,WAFERS	MT				
FRUITS AND PREPS	NA	---	---		
FRESH OR FROZEN	MT				
STRAWBERRIES	MT				
PREPARED OR PRES	MT				
PINEAPPLES	MT				
FRUIT JUICES	MLT				
NUTS AND PREPS	NA	---	---		
VEGETABLES AND PREPS	NA	---	---	0	5
FRESH OR FROZEN	NA	---	---		
TOMATOES	MT				
PREPARED OR PRES	NA	---	---	0	5
OLIVES	MLT				
MUSHROOMS,CANNED	MT				
HOPS & EXTRACT EQ	MT				
SUGAR AND REL PRODS	NA	---	---		
SUGAR-CANE,BEET	MT				
MOLASSES INEDIBLE	MT				
CONFECTIONERY PRODS	MT				
SPICES	MT				
TOBACCO,UNMFD	MT	57	16	298	81
TOBACCO-FILLER	MT				
TOBACCO-SCRAP	MT	47	13	295	80
BEVERGES EX FR JUICE	MLT				
WINE	MLT				
MALT BEVERAGES	MLT				
FEEDS & FODDERS	NA	---	---	140	1720
OILSEEDS AND PRODS	NA	---	---	952	2976
OILSEEDS & OILNUTS	MT	0	20	0	12
FLAXSEED	MT				
SESAME SEED	MT				
OILS AND WAXES-VEG	MT	1194	5465	952	2965
CASTOR OIL	MT				
COCONUT OIL	MT				
OLIVE OIL	MT				
PALM OIL	MT				
PALM KERNEL OIL	MT	1194	5465	952	2965
OILCAKE AND MEAL	MT				
COTTON,EX LINTERS	MT				
COTTON LINTERS	MT				
SEEDS,FIELD & GARDEN	NA	---	---		
NURSERY STOCK	NA	---	---		
OTHER VEG PRODUCTS	NA	---	---	0	21

TABLE 4--U.S. AGRICULTURAL IMPORTS: QUANTITY AND VALUE, COUNTRY BY COMMODITY GROUP, FISCAL YEARS 1980 AND 1981

COUNTRY AND COMMODITY GROUP	UNIT	QUANTITY 1980	QUANTITY 1981	VALUE 1980 $1,000	VALUE 1981 $1,000
765 LIBERIA		---	---	89120	73449
COMPLEMENTARY	NA	---	---	89010	73269
BANANAS-FRESH	MT				
PLANTAINS-FRESH	MT				
COFFEE-GREEN	MT	3353	2396	11956	5605
COFFEE-ROASTED	MT				
COFFEE-SOLUBLE,EXTRACTS	MT				
COCOA BEANS	MT	1550	1270	4710	2466
COCOA BUTTER	MT				
COCOA-CAKE,POWDER,ETC	MT				
CHOCOLATE PREPARATIONS	MT				
TEA-CRUDE OR PREPARED	MT				
SPICES	MT	0	1	0	1
ALLIED GUMS	MT				
RUBBER-CRUDE	MT	51313	48688	72343	65197
RUBBER-LATEX	MT	21834	21701	32982	32976
RUBBER-DRY FORM	MT	29479	26987	39361	32221
SILK-RAW	MT				
WOOL-UNMFD,FREE	MT				
FIBERS-EX COTTON,JUTE	MT				
OILS-ESSENTIAL	MT				
DRUGS	MT				
OTHER COMPLEMENTARY	NA	---	---		
SUPPLEMENTARY	NA	---	---	110	180
ANIMALS & ANIMAL PRODS	NA	---	---	0	1
ANIMALS-LIVE,EX PLTRY	NA	---	---		
CATTLE-DUTIABLE	NNO				
MEATS AND MEAT PRODS	MT				
MEATS-P.L.88-482	MT				
MEATS-FRESH,FROZEN	MT				
BEEF AND VEAL	MT				
PORK	MT				
MEATS-PREP,PRES	MT				
BEEF AND VEAL	MT				
PORK	MT				
MUTTON,GOAT, & LAMB	MT				
POULTRY & PRODUCTS	NA	---	---		
DAIRY PRODUCTS	NA	---	---		
NONFAT DRY MILK	MT				
CHEESE	MT				
CASEIN AND MIXTURES	MT				
FATS OILS AND GREASES	MT	0	1	0	1
HIDES AND SKINS	NA	---	---		
SHEEP & LAMB SKINS	MT				
FURSKINS	NA	---	---		
WOOL-UMD,EX FREE	MT				
SAUSAGE CASINGS	NA	---	---		
OTHER ANIMAL PRODUCTS	NA	---	---		

COMMODITY GROUP	UNIT	QUANTITY 1980	QUANTITY 1981	VALUE 1980 $1,000	VALUE 1981 $1,000
VEGETABLE PRODUCTS	NA	---	---	110	178
GRAINS AND PREPS	NA	---	---		
WHEAT-EX SEED,FD	MT				
BARLEY	MT				
BISCUITS,WAFERS	MT				
FRUITS AND PREPS	NA	---	---		
FRESH OR FROZEN	MT				
STRAWBERRIES	MT				
PREPARED OR PRES	MT				
PINEAPPLES	MT				
FRUIT JUICES	MLT				
NUTS AND PREPS	NA	---	---		
VEGETABLES AND PREPS	NA	---	---	12	27
FRESH OR FROZEN	NA	---	---	11	8
TOMATOES	MT				
PREPARED OR PRES	NA	---	---	2	19
OLIVES	MLT				
MUSHROOMS,CANNED	MT				
HOPS & EXTRACT EQ	MT				
SUGAR AND REL PRODS	NA	---	---		
SUGAR-CANE,BEET	MT				
MOLASSES INEDIBLE	MT				
CONFECTIONERY PRODS	MT				
SPICES	MT				
TOBACCO,UNMFD	MT				
TOBACCO-FILLER	MT				
TOBACCO-SCRAP	MT				
BEVERGES EX FR JUICE	MLT				
WINE	MLT				
MALT BEVERAGES	MLT				
FEEDS & FODDERS	NA	---	---	86	131
OILSEEDS AND PRODS	NA	---	---	11	16
OILSEEDS & OILNUTS	MT	3	5	7	9
FLAXSEED	MT				
SESAME SEED	MT				
OILS AND WAXES-VEG	MT	5	3	4	7
CASTOR OIL	MT				
COCONUT OIL	MT				
OLIVE OIL	MT				
PALM OIL	MT	5	3	4	6
PALM KERNEL OIL	MT	0	0	0	1
OILCAKE AND MEAL	MT				
COTTON,EX LINTERS	MT				
COTTON LINTERS	MT				
SEEDS,FIELD & GARDEN	NA	---	---		
NURSERY STOCK	NA	---	---	0	4
OTHER VEG PRODUCTS	NA	---	---		

TABLE 4--U.S. AGRICULTURAL IMPORTS: QUANTITY AND VALUE, COUNTRY BY COMMODITY GROUP, FISCAL YEARS 1980 AND 1981

COUNTRY AND COMMODITY GROUP	UNIT	QUANTITY 1980	QUANTITY 1981	VALUE 1980 $1,000	VALUE 1981 $1,000
766 ZAIRE		---	---	29481	39410
COMPLEMENTARY	NA	---	---	29481	39192
BANANAS-FRESH	MT				
PLANTAINS-FRESH	MT				
COFFEE-GREEN	MT	7950	15699	27824	37991
COFFEE-ROASTED	MT	1	0	6	0
COFFEE-SOLUBLE,EXTRACTS	MT				
COCOA BEANS	MT				
COCOA BUTTER	MT				
COCOA-CAKE,POWDER,ETC	MT				
CHOCOLATE PREPARATIONS	MT				
TEA-CRUDE OR PREPARED	MT	0	13	0	17
SPICES	MT				
ALLIED GUMS	MT				
RUBBER-CRUDE	MT	0	247	0	264
RUBBER-LATEX	MT				
RUBBER-DRY FORM	MT	0	247	0	264
SILK-RAW	MT				
WOOL-UNMFD,FREE	MT				
FIBERS-EX COTTON,JUTE	MT				
OILS-ESSENTIAL	MT				
DRUGS	MT	57	43	1650	919
OTHER COMPLEMENTARY	NA	---	---		
SUPPLEMENTARY	NA	---	---	0	218
ANIMALS & ANIMAL PRODS	NA	---	---	0	218
ANIMALS-LIVE,EX PLTRY	NA	---	---		
CATTLE-DUTIABLE	MNO				
MEATS AND MEAT PRODS	MT	0	0	0	0
MEATS-P.L.88-482	MT				
MEATS-FRESH,FROZEN	MT	0	0	0	0
BEEF AND VEAL	MT				
PORK	MT				
MEATS-PREP,PRES	MT				
BEEF AND VEAL	MT				
PORK	MT				
MUTTON,GOAT, & LAMB	MT				
POULTRY & PRODUCTS	NA	---	---		
DAIRY PRODUCTS	NA	---	---		
NONFAT DRY MILK	MT				
CHEESE	MT				
CASEIN AND MIXTURES	MT				
FATS OILS AND GREASES	MT				
HIDES AND SKINS	NA	---	---		
SHEEP & LAMB SKINS	MT				
FURSKINS	NA	---	---		
WOOL-UMD,EX FREE	MT	0	70	0	218
SAUSAGE CASINGS	NA	---	---		
OTHER ANIMAL PRODUCTS	NA	---	---		

COMMODITY GROUP	UNIT	QUANTITY 1980	QUANTITY 1981	VALUE 1980 $1,000	VALUE 1981 $1,000
VEGETABLE PRODUCTS	NA	---	---		
GRAINS AND PREPS	NA	---	---		
WHEAT-EX SEED,ED	MT				
BARLEY	MT				
BISCUITS,WAFERS	MT				
FRUITS AND PREPS	NA	---	---		
FRESH OR FROZEN	MT				
STRAWBERRIES	MT				
PREPARED OR PRES	MT				
PINEAPPLES	MT				
FRUIT JUICES	MLT				
NUTS AND PREPS	NA	---	---		
VEGETABLES AND PREPS	NA	---	---		
FRESH OR FROZEN	NA	---	---		
TOMATOES	MT				
PREPARED OR PRES	NA	---	---		
OLIVES	MLT				
MUSHROOMS,CANNED	MT				
HOPS & EXTRACT EQ	MT				
SUGAR AND REL PRODS	NA	---	---		
SUGAR-CANE,BEET	MT				
MOLASSES INEDIBLE	MT				
CONFECTIONERY PRODS	MT				
SPICES	MT				
TOBACCO,UNMFD	MT				
TOBACCO-FILLER	MT				
TOBACCO-SCRAP	MT				
BEVERGES EX FR JUICE	MLT				
WINE	MLT				
MALT BEVERAGES	MLT				
FEEDS & FODDERS	NA	---	---		
OILSEEDS AND PRODS	NA	---	---		
OILSEEDS & OILNUTS	MT				
FLAXSEED	MT				
SESAME SEED	MT				
OILS AND WAXES-VEG	MT				
CASTOR OIL	MT				
COCONUT OIL	MT				
OLIVE OIL	MT				
PALM OIL	MT				
PALM KERNEL OIL	MT				
OILCAKE AND MEAL	MT				
COTTON,EX LINTERS	MT				
COTTON LINTERS	MT				
SEEDS,FIELD & GARDEN	NA	---	---		
NURSERY STOCK	NA	---	---		
OTHER VEG PRODUCTS	NA	---	---		

TABLE 4--U.S. AGRICULTURAL IMPORTS: QUANTITY AND VALUE, COUNTRY BY COMMODITY GROUP, FISCAL YEARS 1980 AND 1981

COUNTRY AND COMMODITY GROUP	UNIT	QUANTITY 1980	QUANTITY 1981	VALUE 1980 $1,000	VALUE 1981 $1,000
769 RWANDA		---	---	74463	44284
COMPLEMENTARY	NA	---	---	74463	44284
BANANAS-FRESH	MT				
PLANTAINS-FRESH	MT				
COFFEE-GREEN	MT	19148	16724	72500	43100
COFFEE-ROASTED	MT				
COFFEE-SOLUBLE,EXTRACTS	MT				
COCOA BEANS	MT				
COCOA BUTTER	MT				
COCOA-CAKE,POWDER,ETC	MT				
CHOCOLATE PREPARATIONS	MT				
TEA-CRUDE OR PREPARED	MT	279	502	611	1047
SPICES	MT				
ALLIED GUMS	MT				
RUBBER-CRUDE	MT				
RUBBER-LATEX	MT				
RUBBER-DRY FORM	MT				
SILK-RAW	MT				
WOOL-UNMFD,FREE	MT				
FIBERS-EX COTTON,JUTE	MT				
OILS-ESSENTIAL	MT				
DRUGS	MT	15	2	1352	137
OTHER COMPLEMENTARY	NA	---	---		
SUPPLEMENTARY	NA	---	---		
ANIMALS & ANIMAL PRODS	NA	---	---		
ANIMALS-LIVE,EX PLTRY	NA	---	---		
CATTLE-DUTIABLE	MNO				
MEATS AND MEAT PRODS	MT				
MEATS-P.L.88-482	MT				
MEATS-FRESH,FROZEN	MT				
BEEF AND VEAL	MT				
PORK	MT				
MEATS-PREP,PRES	MT				
BEEF AND VEAL	MT				
PORK	MT				
MUTTON,GOAT, & LAMB	MT				
POULTRY & PRODUCTS	NA	---	---		
DAIRY PRODUCTS	NA	---	---		
NONFAT DRY MILK	MT				
CHEESE	MT				
CASEIN AND MIXTURES	MT				
FATS OILS AND GREASES	MT				
HIDES AND SKINS	NA	---	---		
SHEEP & LAMB SKINS	MT				
FURSKINS	NA	---	---		
WOOL-UMD,EX FREE	MT				
SAUSAGE CASINGS	NA	---	---		
OTHER ANIMAL PRODUCTS	NA	---	---		
VEGETABLE PRODUCTS	NA	---	---		
GRAINS AND PREPS	NA	---	---		
WHEAT-EX SEED,ED	MT				
BARLEY	MT				
BISCUITS,WAFERS	MT				
FRUITS AND PREPS	NA	---	---		
FRESH OR FROZEN	MT				
STRAWBERRIES	MT				
PREPARED OR PRES	MT				
PINEAPPLES	MT				
FRUIT JUICES	MLT				
NUTS AND PREPS	NA	---	---		
VEGETABLES AND PREPS	NA	---	---		
FRESH OR FROZEN	NA	---	---		
TOMATOES	MT				
PREPARED OR PRES	NA	---	---		
OLIVES	MLT				
MUSHROOMS,CANNED	MT				
HOPS & EXTRACT EQ	MT				
SUGAR AND REL PRODS	NA	---	---		
SUGAR-CANE,BEET	MT				
MOLASSES INEDIBLE	MT				
CONFECTIONERY PRODS	MT				
SPICES	MT				
TOBACCO,UNMFD	MT				
TOBACCO-FILLER	MT				
TOBACCO-SCRAP	MT				
BEVERGES EX FR JUICE	MLT				
WINE	MLT				
MALT BEVERAGES	MLT				
FEEDS & FODDERS	NA	---	---		
OILSEEDS AND PRODS	NA	---	---		
OILSEEDS & OILNUTS	MT				
FLAXSEED	MT				
SESAME SEED	MT				
OILS AND WAXES-VEG	MT				
CASTOR OIL	MT				
COCONUT OIL	MT				
OLIVE OIL	MT				
PALM OIL	MT				
PALM KERNEL OIL	MT				
OILCAKE AND MEAL	MT				
COTTON,EX LINTERS	MT				
COTTON LINTERS	MT				
SEEDS,FIELD & GARDEN	NA	---	---		
NURSERY STOCK	NA	---	---		
OTHER VEG PRODUCTS	NA	---	---		

TABLE 4--U.S. AGRICULTURAL IMPORTS: QUANTITY AND VALUE, COUNTRY BY COMMODITY GROUP, FISCAL YEARS 1980 AND 1981

COUNTRY AND COMMODITY GROUP	UNIT	QUANTITY 1980	QUANTITY 1981	VALUE 1980 $1,000	VALUE 1981 $1,000
774 ETHIOPIA		---	---	102399	75918
COMPLEMENTARY	NA	---	---	98089	73582
BANANAS-FRESH	MT				
PLANTAINS-FRESH	MT				
COFFEE-GREEN	MT	26975	30225	98087	73580
COFFEE-ROASTED	MT	0	0	0	0
COFFEE-SOLUBLE,EXTRACTS	MT				
COCOA BEANS	MT				
COCOA BUTTER	MT				
COCOA-CAKE,POWDER,ETC	MT				
CHOCOLATE PREPARATIONS	MT				
TEA-CRUDE OR PREPARED	MT				
SPICES	MT				
ALLIED GUMS	MT				
RUBBER-CRUDE	MT				
RUBBER-LATEX	MT				
RUBBER-DRY FORM	MT				
SILK-RAW	MT				
WOOL-UNMFD,FREE	MT				
FIBERS-EX COTTON,JUTE	MT				
OILS-ESSENTIAL	MT				
DRUGS	MT				
OTHER COMPLEMENTARY	NA	---	---	2	2
SUPPLEMENTARY	NA	---	---	4310	2336
ANIMALS & ANIMAL PRODS	NA	---	---	3510	1790
ANIMALS-LIVE,EX PLTRY	NA	---	---		
CATTLE-DUTIABLE	MNO				
MEATS AND MEAT PRODS	MT				
MEATS-P.L.88-482	MT				
MEATS-FRESH,FROZEN	MT				
BEEF AND VEAL	MT				
PORK	MT				
MEATS-PREP,PRES	MT				
BEEF AND VEAL	MT				
PORK	MT				
MUTTON,GOAT, & LAMB	MT				
POULTRY & PRODUCTS	NA	---	---		
DAIRY PRODUCTS	NA	---	---		
NONFAT DRY MILK	MT				
CHEESE	MT				
CASEIN AND MIXTURES	MT				
FATS OILS AND GREASES	MT				
HIDES AND SKINS	NA	---	---	2944	1413
SHEEP & LAMB SKINS	MT	143	186	591	1276
FURSKINS	NA	---	---		
WOOL-UNM,EX FREE	MT				
SAUSAGE CASINGS	NA	---	---		
OTHER ANIMAL PRODUCTS	NA	---	---	566	377
VEGETABLE PRODUCTS	NA	---	---	800	546
GRAINS AND PREPS	NA	---	---	0	0
WHEAT-EX SEED,ED	MT				
BARLEY	MT				
BISCUITS,WAFERS	MT				
FRUITS AND PREPS	NA	---	---		
FRESH OR FROZEN	MT				
STRAWBERRIES	MT				
PREPARED OR PRES	MT				
PINEAPPLES	MT				
FRUIT JUICES	MLT				
NUTS AND PREPS	NA	---	---	3	0
VEGETABLES AND PREPS	NA	---	---	14	0
FRESH OR FROZEN	NA	---	---		
TOMATOES	MT				
PREPARED OR PRES	NA	---	---	14	0
OLIVES	MLT				
MUSHROOMS,CANNED	MT				
HOPS & EXTRACT EQ	MT				
SUGAR AND REL PRODS	NA	---	---		
SUGAR-CANE,BEET	MT				
MOLASSES INEDIBLE	MT				
CONFECTIONERY PRODS	MT				
SPICES	MT				
TOBACCO,UNMFD	MT				
TOBACCO-FILLER	MT				
TOBACCO-SCRAP	MT				
BEVERGES EX FR JUICE	MLT				
WINE	MLT				
MALT BEVERAGES	MLT				
FEEDS & FODDERS	NA	---	---		
OILSEEDS AND PRODS	NA	---	---	0	1
OILSEEDS & OILNUTS	MT	0	0	0	1
FLAXSEED	MT				
SESAME SEED	MT	0	0	0	1
OILS AND WAXES-VEG	MT				
CASTOR OIL	MT				
COCONUT OIL	MT				
OLIVE OIL	MT				
PALM OIL	MT				
PALM KERNEL OIL	MT				
OILCAKE AND MEAL	MT				
COTTON,EX LINTERS	MT				
COTTON LINTERS	MT				
SEEDS,FIELD & GARDEN	NA	---	---	357	0
NURSERY STOCK	NA	---	---		
OTHER VEG PRODUCTS	NA	---	---	426	545

TABLE 4--U.S. AGRICULTURAL IMPORTS: QUANTITY AND VALUE, COUNTRY BY COMMODITY GROUP, FISCAL YEARS 1980 AND 1981

COUNTRY AND COMMODITY GROUP	UNIT	QUANTITY 1980	QUANTITY 1981	VALUE 1980 $1,000	VALUE 1981 $1,000
778 UGANDA		---	---	158883	75504
COMPLEMENTARY	NA	---	---	158874	75498
BANANAS-FRESH	MT				
PLANTAINS-FRESH	MT				
COFFEE-GREEN	MT	45125	33554	158720	75446
COFFEE-ROASTED	MT				
COFFEE-SOLUBLE,EXTRACTS	MT				
COCOA BEANS	MT				
COCOA BUTTER	MT				
COCOA-CAKE,POWDER,ETC	MT				
CHOCOLATE PREPARATIONS	MT				
TEA-CRUDE OR PREPARED	MT				
SPICES	MT	5	0	41	0
ALLIED GUMS	MT				
RUBBER-CRUDE	MT				
RUBBER-LATEX	MT				
RUBBER-DRY FORM	MT				
SILK-RAW	MT				
WOOL-UNMFD,FREE	MT				
FIBERS-EX COTTON,JUTE	MT				
OILS-ESSENTIAL	MT				
DRUGS	MT	6	6	113	44
OTHER COMPLEMENTARY	NA	---	---		
SUPPLEMENTARY	NA	---	---	9	14
ANIMALS & ANIMAL PRODS	NA	---	---		
ANIMALS-LIVE,EX PLTRY	NA	---	---		
CATTLE-DUTIABLE	MNO				
MEATS AND MEAT PRODS	MT				
MEATS-P.L.88-482	MT				
MEATS-FRESH,FROZEN	MT				
BEEF AND VEAL	MT				
PORK	MT				
MEATS-PREP,PRES	MT				
BEEF AND VEAL	MT				
PORK	MT				
MUTTON,GOAT, & LAMB	MT				
POULTRY & PRODUCTS	NA	---	---		
DAIRY PRODUCTS	NA	---	---		
NONFAT DRY MILK	MT				
CHEESE	MT				
CASEIN AND MIXTURES	MT				
FATS OILS AND GREASES	MT				
HIDES AND SKINS	NA	---	---		
SHEEP & LAMB SKINS	MT				
FURSKINS	NA	---	---		
WOOL-UMD,EX FREE	MT				
SAUSAGE CASINGS	NA	---	---		
OTHER ANIMAL PRODUCTS	NA	---	---		

COMMODITY GROUP	UNIT	QUANTITY 1980	QUANTITY 1981	VALUE 1980 $1,000	VALUE 1981 $1,000
VEGETABLE PRODUCTS	NA	---	---	9	14
GRAINS AND PREPS	NA	---	---		
WHEAT-EX SEED,ED	MT				
BARLEY	MT				
BISCUITS,WAFERS	MT				
FRUITS AND PREPS	NA	---	---		
FRESH OR FROZEN	MT				
STRAWBERRIES	MT				
PREPARED OR PRES	MT				
PINEAPPLES	MT				
FRUIT JUICES	MLT				
NUTS AND PREPS	NA	---	---		
VEGETABLES AND PREPS	NA	---	---		
FRESH OR FROZEN	NA	---	---		
TOMATOES	MT				
PREPARED OR PRES	NA	---	---		
OLIVES	MLT				
MUSHROOMS,CANNED	MT				
HOPS & EXTRACT EQ	MT				
SUGAR AND REL PRODS	NA	---	---		
SUGAR-CANE,BEET	MT				
MOLASSES INEDIBLE	MT				
CONFECTIONERY PRODS	MT				
SPICES	MT	5	9	9	14
TOBACCO,UNMFD	MT				
TOBACCO-FILLER	MT				
TOBACCO-SCRAP	MT				
BEVERGES EX FR JUICE	MLT				
WINE	MLT				
MALT BEVERAGES	MLT				
FEEDS & FODDERS	NA	---	---		
OILSEEDS AND PRODS	NA	---	---		
OILSEEDS & OILNUTS	MT				
FLAXSEED	MT				
SESAME SEED	MT				
OILS AND WAXES-VEG	MT				
CASTOR OIL	MT				
COCONUT OIL	MT				
OLIVE OIL	MT				
PALM OIL	MT				
PALM KERNEL OIL	MT				
OILCAKE AND MEAL	MT				
COTTON,EX LINTERS	MT				
COTTON LINTERS	MT				
SEEDS,FIELD & GARDEN	NA	---	---		
NURSERY STOCK	NA	---	---		
OTHER VEG PRODUCTS	NA	---	---		

TABLE 4--U.S. AGRICULTURAL IMPORTS: QUANTITY AND VALUE, COUNTRY BY COMMODITY GROUP, FISCAL YEARS 1980 AND 1981

COUNTRY AND COMMODITY GROUP	UNIT	QUANTITY 1980	QUANTITY 1981	VALUE 1980 $1,000	VALUE 1981 $1,000
779 KENYA		---	---	45120	48375
COMPLEMENTARY	NA	---	---	41372	44038
BANANAS-FRESH	MT				
PLANTAINS-FRESH	MT				
COFFEE-GREEN	MT	3071	8538	11840	20012
COFFEE-ROASTED	MT	0	0	0	0
COFFEE-SOLUBLE,EXTRACTS	MT				
COCOA BEANS	MT				
COCOA BUTTER	MT				
COCOA-CAKE,POWDER,ETC	MT				
CHOCOLATE PREPARATIONS	MT				
TEA-CRUDE OR PREPARED	MT	7657	5269	16070	11187
SPICES	MT				
ALLIED GUMS	MT				
RUBBER-CRUDE	MT				
RUBBER-LATEX	MT				
RUBBER-DRY FORM	MT				
SILK-RAW	MT				
WOOL-UNMFD,FREE	MT				
FIBERS-EX COTTON,JUTE	MT	1658	1138	1109	703
OILS-ESSENTIAL	MT	0	3	0	20
DRUGS	MT	189	183	12283	12115
OTHER COMPLEMENTARY	NA	---	---	70	0
SUPPLEMENTARY	NA	---	---	3747	4338
ANIMALS & ANIMAL PRODS	NA	---	---	342	269
ANIMALS-LIVE,EX PLTRY	NA	---	---		
CATTLE-DUTIABLE	HNO				
MEATS AND MEAT PRODS	MT	39	0	73	0
MEATS-P.L.88-482	MT				
MEATS-FRESH,FROZEN	MT	39	0	73	0
BEEF AND VEAL	MT				
PORK	MT				
MEATS-PREP,PRES	MT				
BEEF AND VEAL	MT				
PORK	MT				
MUTTON,GOAT, & LAMB	MT				
POULTRY & PRODUCTS	NA	---	---		
DAIRY PRODUCTS	NA	---	---		
NONFAT DRY MILK	MT				
CHEESE	MT				
CASEIN AND MIXTURES	MT				
FATS OILS AND GREASES	MT				
HIDES AND SKINS	NA	---	---	251	241
SHEEP & LAMB SKINS	MT	6	83	15	209
FURSKINS	NA	---	---		
WOOL-UMD,EX FREE	MT				
SAUSAGE CASINGS	NA	---	---		
OTHER ANIMAL PRODUCTS	NA	---	---	18	28
VEGETABLE PRODUCTS	NA	---	---	3405	4069
GRAINS AND PREPS	NA	---	---	2	1
WHEAT-EX SEED,ED	MT				
BARLEY	MT				
BISCUITS,WAFERS	MT				
FRUITS AND PREPS	NA	---	---	0	3
FRESH OR FROZEN	MT				
STRAWBERRIES	MT				
PREPARED OR PRES	MT	0	0	0	0
PINEAPPLES	MT				
FRUIT JUICES	MLT	0	16	0	3
NUTS AND PREPS	NA	---	---	2709	3034
VEGETABLES AND PREPS	NA	---	---	693	1017
FRESH OR FROZEN	NA	---	---	2	3
TOMATOES	MT				
PREPARED OR PRES	NA	---	---	681	1014
OLIVES	MLT				
MUSHROOMS,CANNED	MT				
HOPS & EXTRACT EQ	MT				
SUGAR AND REL PRODS	NA	---	---		
SUGAR-CANE,BEET	MT				
MOLASSES INEDIBLE	MT				
CONFECTIONERY PRODS	MT				
SPICES	MT	1	4	1	7
TOBACCO,UNMFD	MT				
TOBACCO-FILLER	MT				
TOBACCO-SCRAP	MT				
BEVERGES EX FR JUICE	MLT				
WINE	MLT				
MALT BEVERAGES	MLT				
FEEDS & FODDERS	NA	---	---		
OILSEEDS AND PRODS	NA	---	---	0	0
OILSEEDS & OILNUTS	MT				
FLAXSEED	MT				
SESAME SEED	MT				
OILS AND WAXES-VEG	MT	0	0	0	0
CASTOR OIL	MT				
COCONUT OIL	MT				
OLIVE OIL	MT				
PALM OIL	MT				
PALM KERNEL OIL	MT				
OILCAKE AND MEAL	MT				
COTTON,EX LINTERS	MT				
COTTON LINTERS	MT				
SEEDS,FIELD & GARDEN	NA	---	---		
NURSERY STOCK	NA	---	---	10	6
OTHER VEG PRODUCTS	NA	---	---		

TABLE 4--U.S. AGRICULTURAL IMPORTS: QUANTITY AND VALUE, COUNTRY BY COMMODITY GROUP, FISCAL YEARS 1980 AND 1981

COUNTRY AND COMMODITY GROUP	UNIT	QUANTITY 1980	QUANTITY 1981	VALUE 1980 $1,000	VALUE 1981 $1,000
783 TANZANIA		---	---	24292	19434
COMPLEMENTARY	NA	---	---	18595	8132
BANANAS-FRESH	MT				
PLANTAINS-FRESH	MT				
COFFEE-GREEN	MT	3887	2926	13423	5132
COFFEE-ROASTED	MT	0	0	0	0
COFFEE-SOLUBLE,EXTRACTS	MT				
COCOA BEANS	MT				
COCOA BUTTER	MT				
COCOA-CAKE,POWDER,ETC	MT				
CHOCOLATE PREPARATIONS	MT				
TEA-CRUDE OR PREPARED	MT	618	909	1148	1658
SPICES	MT	16	29	129	224
ALLIED GUMS	MT				
RUBBER-CRUDE	MT				
RUBBER-LATEX	MT				
RUBBER-DRY FORM	MT				
SILK-RAW	MT				
WOOL-UNMFD,FREE	MT				
FIBERS-EX COTTON,JUTE	MT	676	10	376	8
OILS-ESSENTIAL	MT	3	0	13	0
DRUGS	MT	88	29	3586	1110
OTHER COMPLEMENTARY	NA	---	---		
SUPPLEMENTARY	NA	---	---	5697	11302
ANIMALS & ANIMAL PRODS	NA	---	---	174	362
ANIMALS-LIVE,EX PLTRY	NA	---	---		
CATTLE-DUTIABLE	NNO				
MEATS AND MEAT PRODS	MT				
MEATS-P.L.88-482	MT				
MEATS-FRESH,FROZEN	MT				
BEEF AND VEAL	MT				
PORK	MT				
MEATS-PREP,PRES	MT				
BEEF AND VEAL	MT				
PORK	MT				
MUTTON,GOAT, & LAMB	MT				
POULTRY & PRODUCTS	NA	---	---		
DAIRY PRODUCTS	NA	---	---		
NONFAT DRY MILK	MT				
CHEESE	MT				
CASEIN AND MIXTURES	MT				
FATS OILS AND GREASES	MT				
HIDES AND SKINS	NA	---	---	48	0
SHEEP & LAMB SKINS	MT				
FURSKINS	NA	---	---	48	0
WOOL-UNMD,EX FREE	MT				
SAUSAGE CASINGS	NA	---	---		
OTHER ANIMAL PRODUCTS	NA	---	---	126	362

COMMODITY GROUP	UNIT	QUANTITY 1980	QUANTITY 1981	VALUE 1980 $1,000	VALUE 1981 $1,000
VEGETABLE PRODUCTS	NA	---	---	5523	10940
GRAINS AND PREPS	NA	---	---		
WHEAT-EX SEED,ED	MT				
BARLEY	MT				
BISCUITS,WAFERS	MT				
FRUITS AND PREPS	NA	---	---		
FRESH OR FROZEN	MT				
STRAWBERRIES	MT				
PREPARED OR PRES	MT				
PINEAPPLES	MT				
FRUIT JUICES	MLT				
NUTS AND PREPS	NA	---	---	5389	10782
VEGETABLES AND PREPS	NA	---	---	15	143
FRESH OR FROZEN	NA	---	---	0	1
TOMATOES	MT				
PREPARED OR PRES	NA	---	---	15	142
OLIVES	MLT				
MUSHROOMS,CANNED	MT				
HOPS & EXTRACT EQ	MT				
SUGAR AND REL PRODS	NA	---	---		
SUGAR-CANE,BEET	MT				
MOLASSES INEDIBLE	MT				
CONFECTIONERY PRODS	MT				
SPICES	MT				
TOBACCO,UNMFD	MT	51	0	117	0
TOBACCO-FILLER	MT				
TOBACCO-SCRAP	MT	51	0	117	0
BEVERGES EX FR JUICE	MLT				
WINE	MLT				
MALT BEVERAGES	MLT				
FEEDS & FODDERS	NA	---	---		
OILSEEDS AND PRODS	NA	---	---		
OILSEEDS & OILNUTS	MT				
FLAXSEED	MT				
SESAME SEED	MT				
OILS AND WAXES-VEG	MT				
CASTOR OIL	MT				
COCONUT OIL	MT				
OLIVE OIL	MT				
PALM OIL	MT				
PALM KERNEL OIL	MT				
OILCAKE AND MEAL	MT				
COTTON,EX LINTERS	MT				
COTTON LINTERS	MT				
SEEDS,FIELD & GARDEN	NA	---	---	1	0
NURSERY STOCK	NA	---	---		
OTHER VEG PRODUCTS	NA	---	---	0	15

TABLE 4--U.S. AGRICULTURAL IMPORTS: QUANTITY AND VALUE, COUNTRY BY COMMODITY GROUP, FISCAL YEARS 1980 AND 1981

COUNTRY AND COMMODITY GROUP	UNIT	QUANTITY 1980	QUANTITY 1981	VALUE 1980 $1,000	VALUE 1981 $1,000
787 MOZAMBIQUE		---	---	82903	96971
COMPLEMENTARY	NA	---	---	5746	6330
BANANAS-FRESH	MT				
PLANTAINS-FRESH	MT				
COFFEE-GREEN	MT	15	98	34	352
COFFEE-ROASTED	MT				
COFFEE-SOLUBLE,EXTRACTS	MT				
COCOA BEANS	MT				
COCOA BUTTER	MT				
COCOA-CAKE,POWDER,ETC	MT				
CHOCOLATE PREPARATIONS	MT				
TEA-CRUDE OR PREPARED	MT	5411	5076	5712	5978
SPICES	MT				
ALLIED GUMS	MT				
RUBBER-CRUDE	MT				
RUBBER-LATEX	MT				
RUBBER-DRY FORM	MT				
SILK-RAW	MT				
WOOL-UNMFD,FREE	MT				
FIBERS-EX COTTON,JUTE	MT				
OILS-ESSENTIAL	MT				
DRUGS	MT				
OTHER COMPLEMENTARY	NA	---	---		
SUPPLEMENTARY	NA	---	---	77157	90641
ANIMALS & ANIMAL PRODS	NA	---	---	11	0
ANIMALS-LIVE,EX PLTRY	NA	---	---		
CATTLE-DUTIABLE	HNO				
MEATS AND MEAT PRODS	MT	9	0	11	0
MEATS-P.L.88-482	MT				
MEATS-FRESH,FROZEN	MT	9	0	11	0
BEEF AND VEAL	MT				
PORK	MT				
MEATS-PREP,PRES	MT				
BEEF AND VEAL	MT				
PORK	MT				
MUTTON,GOAT, & LAMB	MT				
POULTRY & PRODUCTS	NA	---	---		
DAIRY PRODUCTS	NA	---	---		
NONFAT DRY MILK	MT				
CHEESE	MT				
CASEIN AND MIXTURES	MT				
FATS OILS AND GREASES	MT				
HIDES AND SKINS	NA	---	---		
SHEEP & LAMB SKINS	MT				
FURSKINS	NA	---	---		
WOOL-UNM,EX FREE	MT				
SAUSAGE CASINGS	NA	---	---		
OTHER ANIMAL PRODUCTS	NA	---	---		
VEGETABLE PRODUCTS	NA	---	---	77146	90641
GRAINS AND PREPS	NA	---	---		
WHEAT-EX SEED,ED	MT				
BARLEY	MT				
BISCUITS,WAFERS	MT				
FRUITS AND PREPS	NA	---	---		
FRESH OR FROZEN	MT				
STRAWBERRIES	MT				
PREPARED OR PRES	MT				
PINEAPPLES	MT				
FRUIT JUICES	MLT				
NUTS AND PREPS	NA	---	---	29948	46913
VEGETABLES AND PREPS	NA	---	---	0	4
FRESH OR FROZEN	NA	---	---		
TOMATOES	MT				
PREPARED OR PRES	NA	---	---	0	4
OLIVES	MLT				
MUSHROOMS,CANNED	MT				
HOPS & EXTRACT EQ	MT				
SUGAR AND REL PRODS	NA	---	---	47161	43621
SUGAR-CANE,BEET	MT	111958	50938	47161	43621
MOLASSES INEDIBLE	MT				
CONFECTIONERY PRODS	MT				
SPICES	MT				
TOBACCO,UNMFD	MT	23	7	37	10
TOBACCO-FILLER	MT				
TOBACCO-SCRAP	MT	23	7	37	10
BEVERGES EX FR JUICE	MLT				
WINE	MLT				
MALT BEVERAGES	MLT				
FEEDS & FODDERS	NA	---	---		
OILSEEDS AND PRODS	NA	---	---	0	93
OILSEEDS & OILNUTS	MT	0	206	0	79
FLAXSEED	MT				
SESAME SEED	MT				
OILS AND WAXES-VEG	MT	0	16	0	14
CASTOR OIL	MT				
COCONUT OIL	MT				
OLIVE OIL	MT				
PALM OIL	MT				
PALM KERNEL OIL	MT				
OILCAKE AND MEAL	MT				
COTTON,EX LINTERS	MT				
COTTON LINTERS	MT				
SEEDS,FIELD & GARDEN	NA	---	---		
NURSERY STOCK	NA	---	---		
OTHER VEG PRODUCTS	NA	---	---		

TABLE 4--U.S. AGRICULTURAL IMPORTS: QUANTITY AND VALUE, COUNTRY BY COMMODITY GROUP, FISCAL YEARS 1980 AND 1981

COUNTRY AND COMMODITY GROUP	UNIT	QUANTITY 1980	QUANTITY 1981	VALUE 1980 $1,000	VALUE 1981 $1,000
788 MALAGASY REPUBLIC		---	---	78876	77084
COMPLEMENTARY	NA	---	---	76858	62720
BANANAS-FRESH	MT				
PLANTAINS-FRESH	MT				
COFFEE-GREEN	MT	17454	15941	59989	38217
COFFEE-ROASTED	MT				
COFFEE-SOLUBLE,EXTRACTS	MT				
COCOA BEANS	MT				
COCOA BUTTER	MT				
COCOA-CAKE,POWDER,ETC	MT				
CHOCOLATE PREPARATIONS	MT				
TEA-CRUDE OR PREPARED	MT				
SPICES	MT	1003	785	15876	23776
ALLIED GUMS	MT				
RUBBER-CRUDE	MT				
RUBBER-LATEX	MT				
RUBBER-DRY FORM	MT				
SILK-RAW	MT				
WOOL-UNMFD,FREE	MT				
FIBERS-EX COTTON,JUTE	MT	92	178	109	198
OILS-ESSENTIAL	MT	141	49	884	499
DRUGS	MT				
OTHER COMPLEMENTARY	NA	---	---	0	30
SUPPLEMENTARY	NA	---	---	2018	14364
ANIMALS & ANIMAL PRODS	NA	---	---		
ANIMALS-LIVE,EX PLTRY	NA	---	---		
CATTLE-DUTIABLE	MNO				
MEATS AND MEAT PRODS	MT				
MEATS-P.L.88-482	MT				
MEATS-FRESH,FROZEN	MT				
BEEF AND VEAL	MT				
PORK	MT				
MEATS-PREP,PRES	MT				
BEEF AND VEAL	MT				
PORK	MT				
MUTTON,GOAT, & LAMB	MT				
POULTRY & PRODUCTS	NA	---	---		
DAIRY PRODUCTS	NA	---	---		
NONFAT DRY MILK	MT				
CHEESE	MT				
CASEIN AND MIXTURES	MT				
FATS OILS AND GREASES	MT				
HIDES AND SKINS	NA	---	---		
SHEEP & LAMB SKINS	MT				
FURSKINS	NA	---	---		
WOOL-UNMD,EX FREE	MT				
SAUSAGE CASINGS	NA	---	---		
OTHER ANIMAL PRODUCTS	NA	---	---		
VEGETABLE PRODUCTS	NA	---	---	2018	14364
GRAINS AND PREPS	NA	---	---		
WHEAT-EX SEED,ED	MT				
BARLEY	MT				
BISCUITS,WAFERS	MT				
FRUITS AND PREPS	NA	---	---		
FRESH OR FROZEN	MT				
STRAWBERRIES	MT				
PREPARED OR PRES	MT				
PINEAPPLES	MT				
FRUIT JUICES	MLT				
NUTS AND PREPS	NA	---	---		
VEGETABLES AND PREPS	NA	---	---	0	4
FRESH OR FROZEN	NA	---	---		
TOMATOES	MT				
PREPARED OR PRES	NA	---	---	0	4
OLIVES	MLT				
MUSHROOMS,CANNED	MT				
HOPS & EXTRACT EQ	MT				
SUGAR AND REL PRODS	NA	---	---	2011	14354
SUGAR-CANE,BEET	MT	3001	25676	2011	14354
MOLASSES INEDIBLE	MT				
CONFECTIONERY PRODS	MT				
SPICES	MT				
TOBACCO,UNMFD	MT				
TOBACCO-FILLER	MT				
TOBACCO-SCRAP	MT				
BEVERGES EX FR JUICE	MLT				
WINE	MLT				
MALT BEVERAGES	MLT				
FEEDS & FODDERS	NA	---	---		
OILSEEDS AND PRODS	NA	---	---		
OILSEEDS & OILNUTS	MT				
FLAXSEED	MT				
SESAME SEED	MT				
OILS AND WAXES-VEG	MT				
CASTOR OIL	MT				
COCONUT OIL	MT				
OLIVE OIL	MT				
PALM OIL	MT				
PALM KERNEL OIL	MT				
OILCAKE AND MEAL	MT				
COTTON,EX LINTERS	MT				
COTTON LINTERS	MT				
SEEDS,FIELD & GARDEN	NA	---	---		
NURSERY STOCK	NA	---	---	7	6
OTHER VEG PRODUCTS	NA	---	---		

TABLE 4--U.S. AGRICULTURAL IMPORTS: QUANTITY AND VALUE, COUNTRY BY COMMODITY GROUP, FISCAL YEARS 1980 AND 1981

COUNTRY AND COMMODITY GROUP	UNIT	QUANTITY 1980	QUANTITY 1981	VALUE 1980 $1,000	VALUE 1981 $1,000
791 REPUBLIC OF SOUTH AFRICA		---	---	113552	48674
COMPLEMENTARY	NA	---	---	1354	2461
BANANAS-FRESH	MT				
PLANTAINS-FRESH	MT				
COFFEE-GREEN	MT	2	60	6	166
COFFEE-ROASTED	MT				
COFFEE-SOLUBLE,EXTRACTS	MT				
COCOA BEANS	MT				
COCOA BUTTER	MT	0	15	0	66
COCOA-CAKE,POWDER,ETC	MT				
CHOCOLATE PREPARATIONS	MT	76	56	69	74
TEA-CRUDE OR PREPARED	MT	169	256	389	736
SPICES	MT	0	45	0	35
ALLIED GUMS	MT				
RUBBER-CRUDE	MT	0	65	0	93
RUBBER-LATEX	MT				
RUBBER-DRY FORM	MT	0	65	0	93
SILK-RAW	MT				
WOOL-UNMFD,FREE	MT	82	181	106	210
FIBERS-EX COTTON,JUTE	MT	11	32	3	33
OILS-ESSENTIAL	MT	1	5	88	261
DRUGS	MT	53	95	678	766
OTHER COMPLEMENTARY	NA	---	---	16	23
SUPPLEMENTARY	NA	---	---	112298	46213
ANIMALS & ANIMAL PRODS	NA	---	---	9465	11333
ANIMALS-LIVE,EX PLTRY	NA	---	---	3707	1691
CATTLE-DUTIABLE	NNO				
MEATS AND MEAT PRODS	MT				
MEATS-P.L.88-482	MT				
MEATS-FRESH,FROZEN	MT				
BEEF AND VEAL	MT				
PORK	MT				
MEATS-PREP,PRES	MT				
BEEF AND VEAL	MT				
PORK	MT				
MUTTON,GOAT, & LAMB	MT				
POULTRY & PRODUCTS	NA	---	---	1656	1577
DAIRY PRODUCTS	NA	---	---	1	1
NONFAT DRY MILK	MT	0	0	1	1
CHEESE	MT				
CASEIN AND MIXTURES	MT				
FATS OILS AND GREASES	MT	0	128	0	54
HIDES AND SKINS	NA	---	---	3096	4647
SHEEP & LAMB SKINS	MT	355	532	2982	3469
FURSKINS	NA	---	---	36	25
WOOL-UNMD,EX FREE	MT	96	821	436	3211
SAUSAGE CASINGS	NA	---	---	56	16
OTHER ANIMAL PRODUCTS	NA	---	---	513	736
VEGETABLE PRODUCTS	NA	---	---	102833	34880
GRAINS AND PREPS	NA	---	---	55	150
WHEAT-EX SEED,FD	MT				
BARLEY	MT				
BISCUITS,WAFERS	MT				
FRUITS AND PREPS	NA	---	---	13841	18982
FRESH OR FROZEN	MT	9483	8504	6829	5302
STRAWBERRIES	MT				
PREPARED OR PRES	MT	3102	6762	1636	3506
PINEAPPLES	MT	2941	6428	1547	3285
FRUIT JUICES	MLT	20938	53066	5376	10174
NUTS AND PREPS	NA	---	---	642	5879
VEGETABLES AND PREPS	NA	---	---	17	50
FRESH OR FROZEN	NA	---	---		
TOMATOES	MT				
PREPARED OR PRES	NA	---	---	17	50
OLIVES	MLT				
MUSHROOMS,CANNED	MT				
HOPS & EXTRACT FD	MT				
SUGAR AND REL PRODS	NA	---	---	81310	2394
SUGAR-CANE,BEET	MT	177868	0	74813	0
MOLASSES INEDIBLE	MT	70371	17805	5316	1070
CONFECTIONERY PRODS	MT	771	996	725	1259
SPICES	MT	61	0	103	0
TOBACCO,UNMFD	MT	1350	986	3531	1563
TOBACCO-FILLER	MT	0	932	0	1479
TOBACCO-SCRAP	MT	1306	28	3520	81
BEVERGES EX FR JUICE	MLT	69	89	119	199
WINE	MLT	54	89	111	199
MALT BEVERAGES	MLT	15	0	8	0
FEEDS & FODDERS	NA	---	---	4	15
OILSEEDS AND PRODS	NA	---	---	338	4193
OILSEEDS & OILNUTS	MT	157	1790	78	3806
FLAXSEED	MT				
SESAME SEED	MT				
OILS AND WAXES-VEG	MT	55	72	260	387
CASTOR OIL	MT				
COCONUT OIL	MT				
OLIVE OIL	MT				
PALM OIL	MT				
PALM KERNEL OIL	MT				
OILCAKE AND MEAL	MT				
COTTON,EX LINTERS	MT				
COTTON LINTERS	MT	0	151	0	35
SEEDS,FIELD & GARDEN	NA	---	---	2038	187
NURSERY STOCK	NA	---	---	284	730
OTHER VEG PRODUCTS	NA	---	---	550	503

TABLE 4--U.S. AGRICULTURAL IMPORTS: QUANTITY AND VALUE, COUNTRY BY COMMODITY GROUP, FISCAL YEARS 1980 AND 1981

COUNTRY AND COMMODITY GROUP	UNIT	QUANTITY 1980	QUANTITY 1981	VALUE 1980 $1,000	VALUE 1981 $1,000
795 SWAZILAND		---	---	55330	58697
COMPLEMENTARY	NA	---	---		
BANANAS-FRESH	MT				
PLANTAINS-FRESH	MT				
COFFEE-GREEN	MT				
COFFEE-ROASTED	MT				
COFFEE-SOLUBLE,EXTRACTS	MT				
COCOA BEANS	MT				
COCOA BUTTER	MT				
COCOA-CAKE,POWDER,ETC	MT				
CHOCOLATE PREPARATIONS	MT				
TEA-CRUDE OR PREPARED	MT				
SPICES	MT				
ALLIED GUMS	MT				
RUBBER-CRUDE	MT				
RUBBER-LATEX	MT				
RUBBER-DRY FORM	MT				
SILK-RAW	MT				
WOOL-UNMFD,FREE	MT				
FIBERS-EX COTTON,JUTE	MT				
OILS-ESSENTIAL	MT				
DRUGS	MT				
OTHER COMPLEMENTARY	NA	---	---		
SUPPLEMENTARY	NA	---	---	55330	58697
ANIMALS & ANIMAL PRODS	NA	---	---	5	0
ANIMALS-LIVE,EX PLTRY	NA	---	---		
CATTLE-DUTIABLE	NNO				
MEATS AND MEAT PRODS	MT	0	0	0	0
MEATS-P.L.88-482	MT				
MEATS-FRESH,FROZEN	MT				
BEEF AND VEAL	MT				
PORK	MT				
MEATS-PREP,PRES	MT				
BEEF AND VEAL	MT				
PORK	MT				
MUTTON,GOAT, & LAMB	MT				
POULTRY & PRODUCTS	NA	---	---		
DAIRY PRODUCTS	NA	---	---		
NONFAT DRY MILK	MT				
CHEESE	MT				
CASEIN AND MIXTURES	MT				
FATS OILS AND GREASES	MT				
HIDES AND SKINS	NA	---	---		
SHEEP & LAMB SKINS	MT				
FURSKINS	NA	---	---		
WOOL-UNMD,EX FREE	MT				
SAUSAGE CASINGS	NA	---	---		
OTHER ANIMAL PRODUCTS	NA	---	---	5	0
VEGETABLE PRODUCTS	NA	---	---	55325	58696
GRAINS AND PREPS	NA	---	---	43	0
WHEAT-EA SEED,ED	MT				
BARLEY	MT				
BISCUITS,WAFERS	MT	14	0	43	0
FRUITS AND PREPS	NA	---	---		
FRESH OR FROZEN	MT				
STRAWBERRIES	MT				
PREPARED OR PRES	MT				
PINEAPPLES	MT				
FRUIT JUICES	MLT				
NUTS AND PREPS	NA	---	---		
VEGETABLES AND PREPS	NA	---	---	0	0
FRESH OR FROZEN	NA	---	---		
TOMATOES	MT				
PREPARED OR PRES	NA	---	---	0	0
OLIVES	MLT				
MUSHROOMS,CANNED	MT				
HOPS & EXTRACT EQ	MT				
SUGAR AND REL PRODS	NA	---	---	55266	58696
SUGAR-CANE,BEET	MT	108087	116537	55266	58694
MOLASSES INEDIBLE	MT				
CONFECTIONERY PRODS	MT	0	0	0	2
SPICES	MT				
TOBACCO,UNMFD	MT				
TOBACCO-FILLER	MT				
TOBACCO-SCRAP	MT				
BEVERGES EX FR JUICE	MLT	18	0	16	0
WINE	MLT	18	0	16	0
MALT BEVERAGES	MLT				
FEEDS & FODDERS	NA	---	---		
OILSEEDS AND PRODS	NA	---	---		
OILSEEDS & OILNUTS	MT				
FLAXSEED	MT				
SESAME SEED	MT				
OILS AND WAXES-VEG	MT				
CASTOR OIL	MT				
COCONUT OIL	MT				
OLIVE OIL	MT				
PALM OIL	MT				
PALM KERNEL OIL	MT				
OILCAKE AND MEAL	MT				
COTTON,EX LINTERS	MT				
COTTON LINTERS	MT				
SEEDS,FIELD & GARDEN	NA	---	---		
NURSERY STOCK	NA	---	---		
OTHER VEG PRODUCTS	NA	---	---		

TABLE 4--U.S. AGRICULTURAL IMPORTS: QUANTITY AND VALUE, COUNTRY BY COMMODITY GROUP, FISCAL YEARS 1980 AND 1981

COUNTRY AND COMMODITY GROUP	UNIT	QUANTITY 1980	QUANTITY 1981	VALUE 1980 $1,000	VALUE 1981 $1,000
796 ZIMBABWE(RHODESIA)		---	---	6302	41623
COMPLEMENTARY	NA	---	---	101	1216
BANANAS-FRESH	MT				
PLANTAINS-FRESH	MT				
COFFEE-GREEN	MT	0	485	0	1105
COFFEE-ROASTED	MT				
COFFEE-SOLUBLE,EXTRACTS	MT				
COCOA BEANS	MT				
COCOA BUTTER	MT				
COCOA-CAKE,POWDER,ETC	MT				
CHOCOLATE PREPARATIONS	MT				
TEA-CRUDE OR PREPARED	MT	53	64	101	111
SPICES	MT				
ALLIED GUMS	MT				
RUBBER-CRUDE	MT				
RUBBER-LATEX	MT				
RUBBER-DRY FORM	MT				
SILK-RAW	MT				
WOOL-UNMFD,FREE	MT				
FIBERS-EX COTTON,JUTE	MT				
OILS-ESSENTIAL	MT				
DRUGS	MT				
OTHER COMPLEMENTARY	NA	---	---		
SUPPLEMENTARY	NA	---	---	6201	40407
ANIMALS & ANIMAL PRODS	NA	---	---	0	9
ANIMALS-LIVE,EX PLTRY	NA	---	---		
CATTLE-DUTIABLE	MNO				
MEATS AND MEAT PRODS	MT				
MEATS-F,L,&R-482	MT				
MEATS-FRESH,FROZEN	MT				
BEEF AND VEAL	MT				
PORK	MT				
MEATS-PREP,PRES	MT				
BEEF AND VEAL	MT				
PORK	MT				
MUTTON,GOAT, & LAMB	MT				
POULTRY & PRODUCTS	NA	---	---		
DAIRY PRODUCTS	NA	---	---		
NONFAT DRY MILK	MT				
CHEESE	MT				
CASEIN AND MIXTURES	MT				
FATS OILS AND GREASES	MT				
HIDES AND SKINS	NA	---	---	0	8
SHEEP & LAMB SKINS	MT				
FURSKINS	NA	---	---		
WOOL-UNMD,EX FREE	MT				
SAUSAGE CASINGS	NA	---	---		
OTHER ANIMAL PRODUCTS	NA	---	---	0	2
VEGETABLE PRODUCTS	NA	---	---	6201	40397
GRAINS AND PREPS	NA	---	---	17	0
WHEAT-EX SEED,ED	MT				
BARLEY	MT				
BISCUITS,WAFERS	MT				
FRUITS AND PREPS	NA	---	---	0	17
FRESH OR FROZEN	MT	0	16	0	17
STRAWBERRIES	MT				
PREPARED OR PRES	MT				
PINEAPPLES	MT				
FRUIT JUICES	MLT				
NUTS AND PREPS	NA	---	---		
VEGETABLES AND PREPS	NA	---	---		
FRESH OR FROZEN	NA	---	---		
TOMATOES	MT				
PREPARED OR PRES	NA	---	---		
OLIVES	MLT				
MUSHROOMS,CANNED	MT				
HOPS & EXTRACT EQ	MT				
SUGAR AND REL PRODS	NA	---	---	0	38109
SUGAR-CANE,BEET	MT	0	84669	0	38109
MOLASSES INEDIBLE	MT				
CONFECTIONERY PRODS	MT				
SPICES	MT				
TOBACCO,UNMFD	MT	3361	1249	6184	2103
TOBACCO-FILLER	MT	75	1157	58	2078
TOBACCO-SCRAP	MT	2762	5	5932	2
BEVERGES EX FR JUICE	MLT				
WINE	MLT				
MALT BEVERAGES	MLT				
FEEDS & FODDERS	NA	---	---		
OILSEEDS AND PRODS	NA	---	---	0	165
OILSEEDS & OILNUTS	MT	0	68	0	142
FLAXSEED	MT				
SESAME SEED	MT				
OILS AND WAXES-VEG	MT	0	32	0	24
CASTOR OIL	MT				
COCONUT OIL	MT				
OLIVE OIL	MT				
PALM OIL	MT				
PALM KERNEL OIL	MT				
OILCAKE AND MEAL	MT				
COTTON,EX LINTERS	MT				
COTTON LINTERS	MT				
SEEDS,FIELD & GARDEN	NA	---	---	0	3
NURSERY STOCK	NA	---	---		
OTHER VEG PRODUCTS	NA	---	---		

TABLE 4--U.S. AGRICULTURAL IMPORTS: QUANTITY AND VALUE, COUNTRY BY COMMODITY GROUP, FISCAL YEARS 1980 AND 1981

COUNTRY AND COMMODITY GROUP	UNIT	QUANTITY 1980	QUANTITY 1981	VALUE 1980 $1,000	VALUE 1981 $1,000
797 MALAWI		---	---	26838	39658
COMPLEMENTARY	NA	---	---	2987	3318
BANANAS-FRESH	MT				
PLANTAINS-FRESH	MT				
COFFEE-GREEN	MT	15	0	35	0
COFFEE-ROASTED	MT				
COFFEE-SOLUBLE,EXTRACTS	MT	15	0	53	0
COCOA BEANS	MT				
COCOA BUTTER	MT				
COCOA-CAKE,POWDER,ETC	MT				
CHOCOLATE PREPARATIONS	MT				
TEA-CRUDE OR PREPARED	MT	2209	2354	2898	3318
SPICES	MT	0	0	1	0
ALLIED GUMS	MT				
RUBBER-CRUDE	MT				
RUBBER-LATEX	MT				
RUBBER-DRY FORM	MT				
SILK-RAW	MT				
WOOL-UNMFD,FREE	MT				
FIBERS-EX COTTON,JUTE	MT				
OILS-ESSENTIAL	MT				
DRUGS	MT				
OTHER COMPLEMENTARY	NA	---	---		
SUPPLEMENTARY	NA	---	---	23813	36340
ANIMALS & ANIMAL PRODS	NA	---	---		
ANIMALS-LIVE,EX PLTRY	NA	---	---		
CATTLE-DUTIABLE	MNO				
MEATS AND MEAT PRODS	MT				
MEATS-P,L,&B-482	MT				
MEATS-FRESH,FROZEN	MT				
BEEF AND VEAL	MT				
PORK	MT				
MEATS-PREP,PRES	MT				
BEEF AND VEAL	MT				
PORK	MT				
MUTTON,GOAT, & LAMB	MT				
POULTRY & PRODUCTS	NA	---	---		
DAIRY PRODUCTS	NA	---	---		
NONFAT DRY MILK	MT				
CHEESE	MT				
CASEIN AND MIXTURES	MT				
FATS OILS AND GREASES	MT				
HIDES AND SKINS	NA	---	---		
SHEEP & LAMB SKINS	MT				
FURSKINS	NA	---	---		
WOOL-UMD,EX FREE	MT				
SAUSAGE CASINGS	NA	---	---		
OTHER ANIMAL PRODUCTS	NA	---	---		

COMMODITY GROUP	UNIT	QUANTITY 1980	QUANTITY 1981	VALUE 1980 $1,000	VALUE 1981 $1,000
VEGETABLE PRODUCTS	NA	---	---	23813	36340
GRAINS AND PREPS	NA	---	---		
WHEAT-EX SEED,ED	MT				
BARLEY	MT				
BISCUITS,WAFERS	MT				
FRUITS AND PREPS	NA	---	---		
FRESH OR FROZEN	MT				
STRAWBERRIES	MT				
PREPARED OR PRES	MT				
PINEAPPLES	MT				
FRUIT JUICES	MLT				
NUTS AND PREPS	NA	---	---	1	0
VEGETABLES AND PREPS	NA	---	---	81	264
FRESH OR FROZEN	NA	---	---		
TOMATOES	MT				
PREPARED OR PRES	NA	---	---	81	264
OLIVES	MLT				
MUSHROOMS,CANNED	MT				
HOPS & EXTRACT EQ	MT				
SUGAR AND REL PRODS	NA	---	---	20550	25950
SUGAR-CANE,BEET	MT	42780	43596	20550	25950
MOLASSES INEDIBLE	MT				
CONFECTIONERY PRODS	MT	0	0	0	0
SPICES	MT	0	0	1	0
TOBACCO,UNMFD	MT	2187	2730	3048	4324
TOBACCO-FILLER	MT	1107	2667	1457	4231
TOBACCO-SCRAP	MT	956	56	1550	91
BEVERGES EX FR JUICE	MLT				
WINE	MLT				
MALT BEVERAGES	MLT				
FEEDS & FODDERS	NA	---	---		
OILSEEDS AND PRODS	NA	---	---	0	5042
OILSEEDS & OILNUTS	MT	0	2074	0	5028
FLAXSEED	MT				
SESAME SEED	MT				
OILS AND WAXES-VEG	MT	0	16	0	14
CASTOR OIL	MT				
COCONUT OIL	MT				
OLIVE OIL	MT				
PALM OIL	MT				
PALM KERNEL OIL	MT				
OILCAKE AND MEAL	MT				
COTTON,EX LINTERS	MT				
COTTON LINTERS	MT				
SEEDS,FIELD & GARDEN	NA	---	---	132	760
NURSERY STOCK	NA	---	---		
OTHER VEG PRODUCTS	NA	---	---		

*U.S. GOVERNMENT PRINTING OFFICE: 1982-360-932:ERS-1050

END
DATE
FILMED
9-2-82
NTIS