



**AgEcon** SEARCH  
RESEARCH IN AGRICULTURAL & APPLIED ECONOMICS

*The World's Largest Open Access Agricultural & Applied Economics Digital Library*

**This document is discoverable and free to researchers across the globe due to the work of AgEcon Search.**

**Help ensure our sustainability.**

Give to AgEcon Search

AgEcon Search  
<http://ageconsearch.umn.edu>  
[aesearch@umn.edu](mailto:aesearch@umn.edu)

*Papers downloaded from **AgEcon Search** may be used for non-commercial purposes and personal study only. No other use, including posting to another Internet site, is permitted without permission from the copyright owner (not AgEcon Search), or as allowed under the provisions of Fair Use, U.S. Copyright Act, Title 17 U.S.C.*

SB-45 (1927)

USDA STATISTICAL BULLETINS

UP-DATE

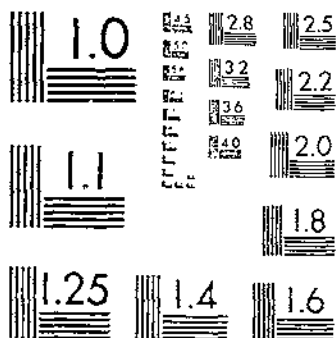
PRICES OF FARM PRODUCTS RECEIVED BY PRODUCERS

2 THE NORTH-CENTRAL

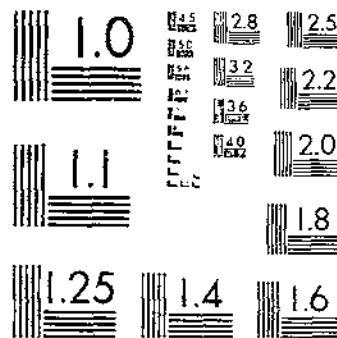
SARLES C. FLETCHER

12 OF

# START



MICROCOPY RESOLUTION TEST CHART  
NATIONAL BUREAU OF STANDARDS-1963-A



MICROCOPY RESOLUTION TEST CHART  
NATIONAL BUREAU OF STANDARDS-1963-A

30.5  
5-3-13

UNITED STATES DEPARTMENT OF AGRICULTURE  
STATISTICAL BULLETIN No. 15

Washington, D. C.

\*

May, 1927

PRICES OF FARM PRODUCTS RECEIVED  
BY PRODUCERS

2. THE NORTH CENTRAL STATES

Monthly Prices Through 1925 and Other Data by States,  
With Comparable Data for Earlier Years

*Prepared by the Bureau of Agricultural Economics*

CONTENTS

	Page
Introduction . . . . .	1-6
Tables for Ohio . . . . .	7-23
Tables for Indiana . . . . .	24-40
Tables for Illinois . . . . .	41-57
Tables for Michigan . . . . .	58-74
Tables for Wisconsin . . . . .	75-91
Tables for Minnesota . . . . .	91-107
Tables for Iowa . . . . .	108-124
Tables for Missouri . . . . .	124-141
Tables for North Dakota . . . . .	142-155
Tables for South Dakota . . . . .	156-170
Tables for Nebraska . . . . .	171-186
Tables for Kansas . . . . .	187-203



UNITED STATES  
GOVERNMENT PRINTING OFFICE  
WASHINGTON  
1927



# TABLE OF CONTENTS

	Page		Page
<b>Ohio:</b>		<b>Iowa:</b>	
Monthly farm prices, Table 1.....	7-19	Monthly farm prices, Table 43.....	108-119
December 1 farm price of crops, 1866-1925, Table 2.....	19-20	December 1 farm price of crops, 1866-1925, Table 44.....	120
January 1 farm values of livestock per head, 1867-1926, Table 3.....	20	January 1 farm values of livestock per head, 1867-1926, Table 45.....	121
January 1 farm values of livestock per head by ages and groups, 1894-1926, Table 4.....	21	January 1 farm values of livestock per head by ages and groups, 1894-1926, Table 46.....	121
Value of farm products per unit by crop-reporting districts, 1924, Table 5.....	22	Value of farm products per unit by crop-reporting districts, 1924, Table 47.....	122, 123
Wages of hired farm labor, 1866-1926, Table 6.....	23	Wages of hired farm labor, 1866-1926, Table 48.....	123
Farm lands, value per acre, 1912-1926, Table 7.....	23	Farm lands, value per acre, 1912-1926, Table 49.....	124
<b>Indiana:</b>		<b>Missouri:</b>	
Monthly farm prices, Table 8.....	24-30	Monthly farm prices, Table 50.....	124-137
December 1 farm price of crops, 1866-1925, Table 9.....	37	December 1 farm price of crops, 1866-1925, Table 51.....	138
January 1 farm values of livestock per head, 1867-1926, Table 10.....	38	January 1 farm values of livestock per head, 1867-1926, Table 52.....	139
January 1 farm values of livestock per head by ages and groups, 1894-1926, Table 11.....	38	January 1 farm values of livestock per head by ages and groups, 1894-1926, Table 53.....	139
Value of farm products per unit by crop-reporting districts, 1924, Table 12.....	39	Value of farm products per unit by crop-reporting districts, 1924, Table 54.....	140, 141
Wages of hired farm labor, 1866-1926, Table 13.....	40	Wages of hired farm labor, 1866-1926, Table 55.....	141
Farm lands, value per acre, 1912-1926, Table 14.....	40	Farm lands, value per acre, 1912-1926, Table 56.....	141
<b>Illinois:</b>		<b>North Dakota:</b>	
Monthly farm prices, Table 15.....	41-53	Monthly farm prices, Table 57.....	142-151
December 1 farm price of crops, 1866-1925, Table 16.....	54	December 1 farm price of crops, 1866-1925, Table 58.....	152
January 1 farm values of livestock per head, 1867-1926, Table 17.....	55	January 1 farm values of livestock per head, 1867-1926, Table 59.....	152, 153
January 1 farm values of livestock per head by ages and groups, 1894-1926, Table 18.....	55	January 1 farm values of livestock per head by ages and groups, 1894-1926, Table 60.....	153
Value of farm products per unit by crop-reporting districts, 1924, Table 19.....	56	Value of farm products per unit by crop-reporting districts, 1924, Table 61.....	154, 155
Wages of hired farm labor, 1866-1926, Table 20.....	57	Wages of hired farm labor, 1866-1926, Table 62.....	155
Farm lands, value per acre, 1912-1926, Table 21.....	57	Farm lands, value per acre, 1912-1926, Table 63.....	155
<b>Michigan:</b>		<b>South Dakota:</b>	
Monthly farm prices, Table 22.....	58-70	Monthly farm prices, Table 64.....	156-167
December 1 farm price of crops, 1866-1925, Table 23.....	70, 71	December 1 farm price of crops, 1866-1925, Table 65.....	167
January 1 farm values of livestock per head, 1867-1926, Table 24.....	71	January 1 farm values of livestock per head, 1867-1926, Table 66.....	168
January 1 farm values of livestock per head by ages and groups, 1894-1926, Table 25.....	72	January 1 farm values of livestock per head by ages and groups, 1894-1926, Table 67.....	168
Value of farm products per unit by crop-reporting districts, 1924, Table 26.....	72, 73	Value of farm products per unit by crop-reporting districts, 1924, Table 68.....	169, 170
Wages of hired farm labor, 1866-1926, Table 27.....	74	Wages of hired farm labor, 1866-1926, Table 69.....	170
Farm lands, value per acre, 1912-1926, Table 28.....	74	Farm lands, value per acre, 1912-1926, Table 70.....	170
<b>Wisconsin:</b>		<b>Nebraska:</b>	
Monthly farm prices, Table 29.....	75-86	Monthly farm prices, Table 71.....	171-182
December 1 farm price of crops, 1866-1925, Table 30.....	87	December 1 farm price of crops, 1866-1925, Table 72.....	182, 183
January 1 farm values of livestock per head, 1867-1926, Table 31.....	88	January 1 farm values of livestock per head, 1867-1926, Table 73.....	183
January 1 farm values of livestock per head by ages and groups, 1894-1926, Table 32.....	88	January 1 farm values of livestock per head by ages and groups, 1894-1926, Table 74.....	184
Value of farm products per unit by crop-reporting districts, 1924, Table 33.....	89, 90	Value of farm products per unit by crop-reporting districts, 1924, Table 75.....	184, 185
Wages of hired farm labor, 1866-1926, Table 34.....	90	Wages of hired farm labor, 1866-1926, Table 76.....	186
Farm lands, value per acre, 1912-1926, Table 35.....	91	Farm lands, value per acre, 1912-1926, Table 77.....	186
<b>Minnesota:</b>		<b>Kansas:</b>	
Monthly farm prices, Table 36.....	91-103	Monthly farm prices, Table 78.....	187-199
December 1 farm price of crops, 1867-1925, Table 37.....	103, 104	December 1 farm price of crops, 1866-1925, Table 79.....	190, 200
January 1 farm values of livestock per head, 1867-1926, Table 38.....	104	January 1 farm values of livestock per head, 1867-1926, Table 80.....	200
January 1 farm values of livestock per head by ages and groups, 1894-1926, Table 39.....	105	January 1 farm values of livestock per head by ages and groups, 1894, 1926, Table 81.....	201
Value of farm products per unit by crop-reporting districts, 1924, Table 40.....	105, 106	Value of farm products per unit by crop-reporting districts, 1924, Table 82.....	201, 202
Wages of hired farm labor, 1866-1926, Table 41.....	107	Wages of hired farm labor, 1866-1926, Table 83.....	203
Farm lands, value per acre, 1912-1926, Table 42.....	107	Farm lands, value per acre, 1912-1926, Table 84.....	203

UNITED STATES DEPARTMENT OF AGRICULTURE  
STATISTICAL BULLETIN NO. 15

WASHINGTON, D. C.

MAY, 1927

PRICES OF FARM PRODUCTS RECEIVED BY PRODUCERS

2. THE NORTH CENTRAL STATES

Monthly Prices Through 1925 and Other Data by States, With Comparable Data  
for Earlier Years

Prepared by the Bureau of Agricultural Economics<sup>1</sup>

INTRODUCTION

Prices received by producers in their local markets have been collected for a number of years and have been published as "farm prices" as distinguished from "wholesale prices" of farm products at the central markets. Farm prices of crops and livestock in the several States have been regularly collected by the United States Department of Agriculture, beginning with the prices of major crops on December 1, 1866, and values of livestock on January 1, 1867. This large volume of statistics regarding farm prices is now compiled and presented in a form ready for use as basic data by students generally for more specialized studies in many directions.

From 1866 to 1908 the prices were collected annually. Since January, 1908, prices of the more important farm products have been collected monthly in addition to the yearly prices.

The monthly prices of farm products, by States, assembled from the original records of the department, are comparable with those now issued. The necessary conversions to the 15th of the month basis have been made by averaging the prices reported on the first of two successive months.

The farm prices of crops on December 1, 1866-1925, published, by crops, in many different volumes, are now brought together, by States. The farm values of livestock per head, January 1, 1867-1926, similarly published, are also brought together. Beginning with 1894, January 1 values of livestock have been obtained by age groups in each class, the full series to January 1, 1926, being given for each State in this bulletin. Average prices of farm crops for the crop year of 1924-25, livestock products for the calendar year 1924, and the value of livestock on farms January 1, 1925, by crop-reporting districts, were obtained by special inquiry in 1925 and have not been previously published. The tables containing these prices for

<sup>1</sup> Prepared under the direction of Charles F. Searle and Charlotte M. Ward, Division of Crops and Livestock Estimates.

each State show the price relationships prevailing at the time in different sections of the State and constitute the only general series of farm prices published by the department for areas smaller than a State. The location and approximate extent of the crop-reporting districts are indicated in Figure 1 for use in connection with these prices for the crop year 1924-25.

The wages of hired farm labor since 1866 are presented by States. The series of wages per day "other than harvest labor" published annually prior to 1924 was found to be reasonably comparable with wage data collected quarterly. A series of values of farm lands with and without improvements since 1912 are published for the first time in addition to the series of values of plowlands since 1916 as previously published.

The most readily available source of current data for bringing the several series forward to date is the supplement to the periodical, Crops and Markets, published monthly by the department. The yearbooks of the department regularly contain many of the data so published, usually in a somewhat different arrangement. For immediate current use the most widely important items may be gathered as soon as prepared from the mimeographed releases issued from Washington, and locally through the agricultural statisticians or the Crop and Livestock Market News Service offices of the department.

#### RELIABILITY OF THE DATA

The general confidence in the farm-price statistics of the department has sound foundation in practical use and in theory. This is particularly true with respect to their use in studies of price movements over a period of time. Every effort within the means of the department has been made to obtain and report prices which are reliable in every way. In the nature of the case, however, the prices for the major products are more reliable than for those less generally produced for sale, and for the States of heaviest production than for the States with small production.

Absolute accuracy of a reported price would mean that such a price is identical with that computed from reports of the total quantity sold and the total receipts from such sales. It is manifestly impossible to obtain such reports. Essentially accurate prices are obtained by averaging large numbers of reports, the measure of reliability being the size of the probable difference between the reported average price and the average of an indefinitely increased number of individual quotations. Tested in this way, many of the prices reported in the tables would not be materially changed by a much more extensive system of reports than that now in use.

The prices reported to the Department of Agriculture are the prices at which the products first changed hands when sold by the producer, usually the price the farmer receives in his local market. For most farm products there is no price "at the farm"; the prices called such include the variable item of cost to the farmer of transporting the product to the place where it changes hands.

The prices are for no specific grade or quality, which accounts for much of the variability in the average price. The reporter states the price prevailing for the grades and qualities within his observation. Of the major crops hay regularly shows a wide range in the price reported. The variations in prices of apples, attributable to kind

and quality and method of selling, makes the sale average prices of apples much less reliable than the State averages of wheat, cotton, hogs, etc. Oat prices are somewhat affected by sales for seed as well as for feed.

Of the classes of livestock the prices of horses and milk cows show the widest variation, most noticeable in comparisons of the reported average prices for December 15 and for January 15 and the average values on January 1. Lack of complete agreement between these averages reflects the difference between prices for animals sold during the month and the values of animals of all ages and grades on the farms.

A somewhat detailed study of the reliability of the price data here included indicates that the prices of the more important farm products are based on a sufficient number of reports to render them reasonably stable and reliable. It is not feasible to strive for the same high degree of reliability with the minor products or with those products which are little sold by farmers, because of the large number of reporters that would be necessary. But even with the minor products the price data afford valuable information as to the general trend of prices over a period of a year or more.

Where monthly farm prices of important farm products in States of surplus production have been compared with primary market prices, the relationship existing over a period of years has been remarkably close. When farm prices have been compared for neighboring States where conditions are similar the price movements have kept very closely in step month by month.

The December 1 prices of farm crops and the January 1 value of livestock per head have been obtained from the reports of crop reporters, a much larger list than the monthly price-reporter list, which is made up almost entirely of small-town dealers in farm products, merchants, and a few well-informed farmers. Prior to January, 1924, the monthly prices of farm crops were obtained from farmers—the county crop reporters—of the Department of Agriculture. Since that time prices of all farm products have been obtained from the price reporters. In the small States the December 1 prices of farm crops and the January 1 values of livestock per head are probably more reliable than the monthly prices, as they are based on a much larger number of price reports.

Prior to 1894 the January 1 value of all classes of livestock per head was obtained by asking the farmer to report on the average value of all ages for the different classes of livestock. Beginning with 1894 the values of horses, mules, other cattle (not milk cows), and sheep have been obtained by age groups, and the values, by age groups, have been weighted by the relative number of each of the age groups according to the latest census report, to determine the average value of the class. This change in method would tend to break somewhat the comparability of the January 1 values of livestock for classes where the change was made. No change was made with milk cows or hogs.

The State averages are made up of prices reported from both surplus and deficit producing areas within the State. The price in a surplus area is roughly equivalent to the primary market price less the costs of marketing, whereas the price in a deficit area is roughly equivalent to the price in the farthest surplus-producing area from

which it draws its supplies, plus cost of transportation and handling. With a bulky crop, such as potatoes, there may be considerable difference between the prices prevailing in surplus and deficit producing areas within the same State. The "farm price" reflects these differences, being higher than the price in the section of heaviest surplus and lower than the price in the deficit sections. The farm price of cabbage serves as a measure of the general trend of cabbage prices, but does not reflect the wide fluctuations which occur in a surplus area.

The averages tend to be self-weighting. To overcome as far as possible deficiencies in natural distribution of reports, the prices for the major crops from each crop-reporting district are first averaged and the district averages combined into the average price for the State by weighting them by the number of acres of the crop in the several districts for the latest available year. The prices of minor crops, livestock, and livestock products are not weighted, but there are usually more reports from those parts of a State where the sales of a particular product are more frequent.

The State averages are combined into average prices for the United States (as published in current releases, in the monthly supplements to Crops and Markets and in the yearbooks of the department), weighted in the case of crops by the latest estimate of production of each crop; livestock, by the number of head of each class on farms January 1; and livestock products and a few other products, by production as reported by the census.

The prices here published have been revised and corrected as far as possible with the data available. They are subject to defects in representativeness, to fluctuations in the sample, especially when the sample is small, and possibly to some error in computation. There may still be some prices inconsistent with the series. The Department of Agriculture wishes to be advised of such misfits in order that appropriate revision may later be made. Gaps in the tables for some products mean that not enough prices were reported to justify an estimate for the month.

No yearly average of wages of hired farm labor has been computed for individual States for the years 1924 and 1925, when these data were collected quarterly. The overlapping of the series reported annually through 1923 and quarterly, beginning with January, 1923, provides the means of computing averages for 1924 and 1925 by some combination of the quarterly rates.

For the United States a simple average of the rates of wages, by the month, for April, July, October, and the following January seems entirely satisfactory for comparisons with earlier years, whereas an average computed with weights of 1 for April, 5 for July, 5 for October, and 1 for the following January seemed most suitable for the series of wages by the day.

The method used for computing the average from quarterly data is not satisfactory for many individual States. A suitable method for any particular State may be devised by experimentation, as indicated. Published records do not reveal the year to which the averages of the inquiries made in the spring of 1875 and later years, through 1892, apply. From 1866 to 1890 the wage rates, by the month, apply to labor hired by the year. Since 1891 no distinction was made between labor hired by the year and that hired for the season.

The land values are reported on March 1 each year and represent the average of crop reporters' judgment of land values in their localities. The values represent relative changes in land values. It is

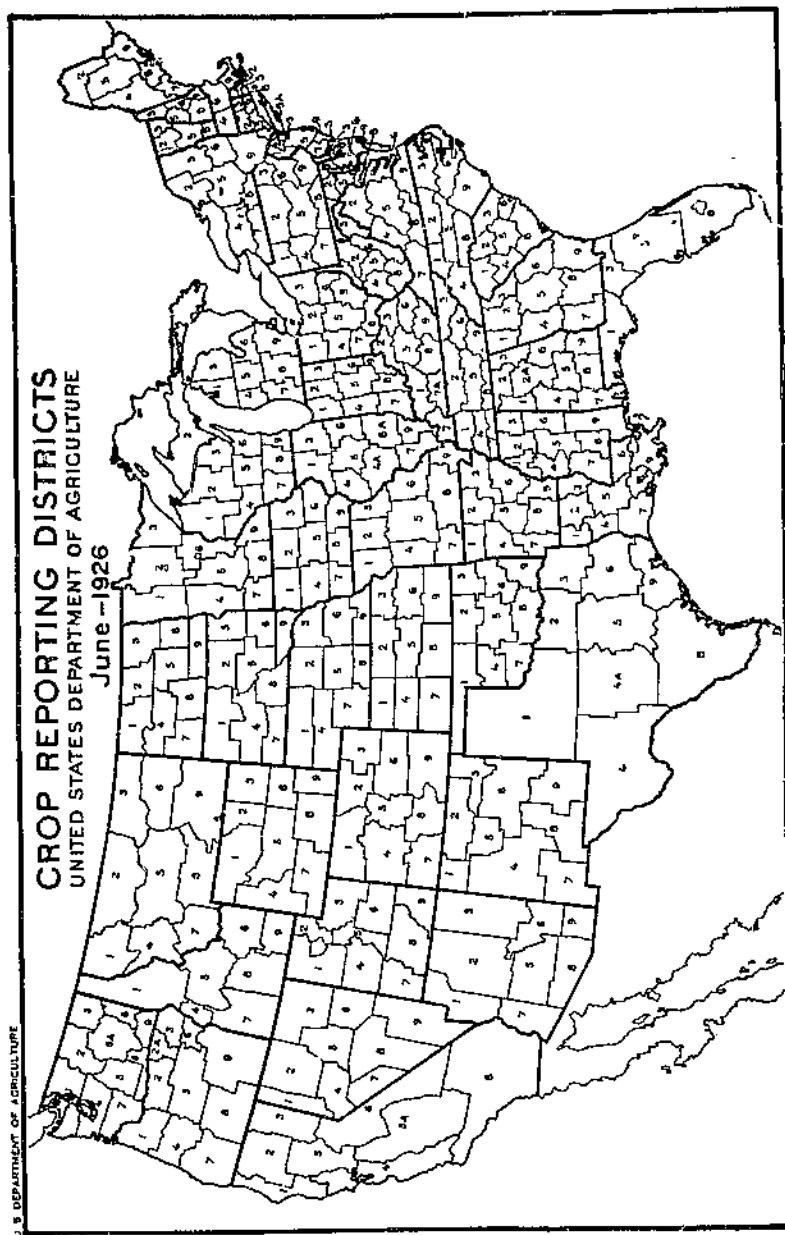


FIG. 1.—This map will prove useful in interpreting the tables of prices by crop-reporting districts, 1924-25

suggested that the best use of these land-value figures would be as the basis for index numbers of changes in land values over a period of years.

## List of Products for Which Monthly Farm Prices Appear by States

Product	Ohio	Indiana	Illinois	Michigan	Wisconsin	Minnesota	Iowa	Missouri	North Dakota	South Dakota	Nebraska	Kansas
Wheat.....	x	x	x	x	x	x	x	x	x	x	x	x
Bran.....	x	x	x	x	x	x	x	x	x	x	x	x
Rye.....	x	x	x	x	x	x	x	x	x	x	x	x
Corn.....	x	x	x	x	x	x	x	x	x	x	x	x
Oats.....	x	x	x	x	x	x	x	x	x	x	x	x
Barley.....	x	x	x	x	x	x	x	x	x	x	x	x
Flaxseed.....	x	x	x	x	x	x	x	x	x	x	x	x
Backwheat.....	x	x	x	x	x	x	x	x	x	x	x	x
Kafir.....	x	x	x	x	x	x	x	x	x	x	x	x
Apples (bushel).....	x	x	x	x	x	x	x	x	x	x	x	x
Apples (barrel).....	x	x	x	x	x	x	x	x	x	x	x	x
Peaches.....	x	x	x	x	x	x	x	x	x	x	x	x
Pears.....	x	x	x	x	x	x	x	x	x	x	x	x
Grapes.....	x	x	x	x	x	x	x	x	x	x	x	x
Cabbage.....	x	x	x	x	x	x	x	x	x	x	x	x
Onions.....	x	x	x	x	x	x	x	x	x	x	x	x
Potatoes.....	x	x	x	x	x	x	x	x	x	x	x	x
Sweet potatoes.....	x	x	x	x	x	x	x	x	x	x	x	x
Tomatoes.....	x	x	x	x	x	x	x	x	x	x	x	x
Turnips.....	x	x	x	x	x	x	x	x	x	x	x	x
Beans, dry.....	x	x	x	x	x	x	x	x	x	x	x	x
Soybeans.....	x	x	x	x	x	x	x	x	x	x	x	x
Cowpeas.....	x	x	x	x	x	x	x	x	x	x	x	x
Broomcorn.....	x	x	x	x	x	x	x	x	x	x	x	x
Cotton (lint).....	x	x	x	x	x	x	x	x	x	x	x	x
Cotton seed.....	x	x	x	x	x	x	x	x	x	x	x	x
Cottonseed meal (as bought).....	x	x	x	x	x	x	x	x	x	x	x	x
Hay, loose.....	x	x	x	x	x	x	x	x	x	x	x	x
Hay, alfalfa.....	x	x	x	x	x	x	x	x	x	x	x	x
Hay, clover.....	x	x	x	x	x	x	x	x	x	x	x	x
Hay, timothy.....	x	x	x	x	x	x	x	x	x	x	x	x
Hay, prairie.....	x	x	x	x	x	x	x	x	x	x	x	x
Maple sugar.....	x	x	x	x	x	x	x	x	x	x	x	x
Maple sirup.....	x	x	x	x	x	x	x	x	x	x	x	x
Clover seed (as sold).....	x	x	x	x	x	x	x	x	x	x	x	x
Clover seed (as bought).....	x	x	x	x	x	x	x	x	x	x	x	x
Timothy seed (as sold).....	x	x	x	x	x	x	x	x	x	x	x	x
Timothy seed (as bought).....	x	x	x	x	x	x	x	x	x	x	x	x
Alfalfa seed (as sold).....	x	x	x	x	x	x	x	x	x	x	x	x
Alfalfa seed (as bought).....	x	x	x	x	x	x	x	x	x	x	x	x
Beef cattle.....	x	x	x	x	x	x	x	x	x	x	x	x
Veal calves.....	x	x	x	x	x	x	x	x	x	x	x	x
Milk cows.....	x	x	x	x	x	x	x	x	x	x	x	x
Milk, wholesale.....	x	x	x	x	x	x	x	x	x	x	x	x
Butter.....	x	x	x	x	x	x	x	x	x	x	x	x
Butterfat.....	x	x	x	x	x	x	x	x	x	x	x	x
Hogs.....	x	x	x	x	x	x	x	x	x	x	x	x
Scape.....	x	x	x	x	x	x	x	x	x	x	x	x
Lambs.....	x	x	x	x	x	x	x	x	x	x	x	x
Wool.....	x	x	x	x	x	x	x	x	x	x	x	x
Horses.....	x	x	x	x	x	x	x	x	x	x	x	x
Chickens.....	x	x	x	x	x	x	x	x	x	x	x	x
Turkeys.....	x	x	x	x	x	x	x	x	x	x	x	x
Eggs.....	x	x	x	x	x	x	x	x	x	x	x	x

TABLE I.—Ohio: Monthly farm price<sup>1</sup>

WHEAT

[Cents per bushel]

Year	Jan.	Feb.	Mar.	Apr.	May	June	July	Aug.	Sept.	Oct.	Nov.	Dec.
1908	94	94	94	94	94	90	80	88	92	90	98	90
1909	100	108	110	124	134	138	122	104	102	108	112	114
1910	116	118	116	109	104	102	100	98	95	92	90	90
1911	91	88	85	84	85	85	82	82	85	91	92	92
1912	94	85	96	102	110	110	104	101	100	99	96	98
1913	102	103	100	100	102	100	92	86	88	88	89	90
1914	92	92	92	92	92	88	82	90	102	102	104	111
1915	128	140	141	144	142	124	106	100	99	102	104	110
1916	120	118	109	110	110	104	108	126	139	155	168	166
1917	108	174	184	230	265	246	222	200	204	204	204	208
1918	94	263	267	268	268	206	204	208	208	210	212	209
1919	210	216	210	230	230	233	218	211	211	212	212	218
1920	232	236	234	244	264	296	252	238	230	214	184	170
1921	175	172	169	135	130	130	116	111	113	112	108	108
1922	110	120	128	128	128	116	104	100	106	106	113	120
1923	124	122	122	123	123	115	100	92	96	100	100	100
1924	103	105	104	100	108	104	110	122	121	133	146	166
1925	182	188	178	159	171	173	162	155	155	149	158	167

BRAN (AS BOUGHT)

[Dollars per ton]

1910	26.20	27.70	28.40	27.60	27.30	30.10	26.30	25.80	25.30	25.60	25.30	25.10
1911	26.00	20.00	25.90	26.40	27.10	20.40	26.30	26.50	20.80	26.00	27.30	27.40
1912	27.60	29.50	30.00	30.50	30.60	30.00	20.20	28.70	28.20	28.30	20.70	25.90
1913	26.30	20.50	20.00	25.90	25.50	25.50	25.60	25.40	27.30	27.20	27.20	27.80
1914	27.80	28.40	28.60	29.70	29.30	28.90	28.40	28.70	30.00	28.40	28.10	28.00
1915	29.10	30.40	29.60	26.90	30.00	29.29	28.90	28.60	27.70	27.60	26.70	26.80
1916	27.20	27.30	27.10	27.29	27.50	27.00	27.10	27.50	28.70	29.00	31.90	33.00
1917	33.60	35.80	40.00	44.10	46.90	43.10	43.00	44.30	41.40	40.70	40.60	44.00
1918	40.20	39.70	39.50	39.40	39.70	37.00	37.30	30.10	36.70	39.60	38.40	39.10
1919	52.20	52.40	49.20	49.30	49.60	48.80	47.50	49.50	49.90	49.10	48.90	46.80
1920	50.60	53.70	51.80	54.75	59.50	59.60	60.30	57.70	56.00	52.00	46.50	44.50
1921	41.00	30.50	37.60	34.00	39.00	31.00	28.00	29.00	29.00	27.00	26.00	29.00
1922	31.00	32.00	34.00	34.00	34.00	31.00	29.00	29.00	28.00	31.00	32.00	33.00
1923	35.80	35.60	37.40	38.40	37.80	30.80	34.70	33.40	34.50	35.70	37.00	37.00
1924	36.70	36.30	35.50	35.00	34.50	33.00	34.00	35.10	34.80	36.00	37.90	36.20
1925	40.00	40.00	38.10	36.60	36.30	38.10	38.40	38.20	37.10	35.80	35.70	36.90

RYE

[Cents per bushel]

1908	75	70	76	76	78	76	74	74	74	74	78	76
1909	78	76	78	80	82	84	82	77	74	74	76	76
1910	76	76	78	78	76	77	74	73	74	74	72	72
1911	72	72	74	74	74	75	74	74	78	84	86	84
1912	84	84	86	89	90	80	80	81	80	79	77	74
1913	72	68	69	70	72	72	68	64	67	68	68	70
1914	68	36	68	70	70	70	68	68	76	80	81	84
1915	98	104	102	100	102	94	85	84	86	84	84	84
1916	87	88	85	84	80	80	84	90	103	110	110	120
1917	124	128	132	145	161	172	180	165	156	165	162	162
1918	104	178	203	218	201	178	164	158	158	160	147	152
1919	149	144	144	160	152	148	140	148	148	144	144	148
1920	156	151	163	167	184	192	182	174	186	165	144	136
1921	138	134	122	110	110	106	100	95	90	88	85	82
1922	78	81	85	88	80	84	78	74	73	78	82	86
1923	85	81	81	84	83	78	70	63	72	74	76	76
1924	73	74	76	73	72	74	70	85	86	110	108	110
1925	128	127	123	107	116	113	99	96	97	90	88	90

<sup>1</sup> These prices are the estimated prices of farm products received by producers on the 15th of the month as currently reported in the supplements to Crops and Markets, monthly, by States; or, in the case of some products for which prior to January, 1924, prices were reported on the 1st of the month, converted to the 15th of the month by averaging the prices reported on the 1st of two successive months. Prices were first collected monthly in 1908, the list being extended from time to time. All the available monthly prices are shown.



TABLE 1.—Ohio: Monthly farm price—Continued

Year	CORN											
	[Cents per bushel]											
	Jan.	Feb.	Mar.	Apr.	May	June	July	Aug.	Sept.	Oct.	Nov.	Dec.
1908	55	56	60	63	69	74	70	78	77	69	63	64
1909	61	64	68	72	75	77	77	76	73	66	58	57
1910	50	62	62	60	60	60	62	64	64	58	50	46
1911	46	46	46	48	52	56	61	65	66	62	58	58
1912	60	62	66	72	78	79	77	76	74	64	50	45
1913	46	48	50	52	55	59	62	67	72	68	64	62
1914	62	62	64	66	60	71	73	78	79	72	64	62
1915	66	72	74	74	70	76	76	78	70	70	61	61
1916	55	68	68	70	72	72	70	82	85	84	80	69
1917	96	100	108	134	156	164	182	182	175	166	143	91
1918	134	142	144	143	144	144	152	160	162	146	132	135
1919	143	138	142	158	171	178	188	193	174	141	122	137
1920	141	145	149	157	172	182	168	183	138	106	78	129
1921	64	60	60	50	56	58	60	62	58	45	68	68
1922	46	51	67	60	62	64	64	67	60	64	65	44
1923	72	76	78	80	84	87	88	88	86	82	77	68
1924	71	75	74	75	79	78	100	112	118	124	107	72
1925	122	128	123	112	116	121	116	113	102	77	61	110
												69

## OATS

[Cents per bushel]

1908	49	50	52	53	54	54	52	51	60	48	48	50
1909	50	51	54	56	56	57	54	45	40	40	41	42
1910	44	46	46	44	44	44	42	39	36	36	38	34
1911	34	33	33	34	34	38	40	40	42	44	45	46
1912	47	49	51	55	57	55	50	30	33	33	33	34
1913	34	33	33	34	35	37	38	38	40	40	40	40
1914	38	38	39	40	40	40	38	40	44	44	44	40
1915	50	52	54	50	54	50	46	42	36	34	36	38
1916	42	44	42	42	42	40	40	42	45	48	52	52
1917	54	50	60	67	70	68	70	64	56	58	61	69
1918	74	81	88	88	82	76	72	68	68	68	68	70
1919	68	62	62	68	70	72	75	74	71	68	70	73
1920	82	84	85	96	103	108	96	74	62	54	51	49
1921	45	42	42	39	38	37	36	34	33	33	33	33
1922	34	35	36	36	39	38	38	40	40	41	43	46
1923	47	48	50	53	54	52	47	44	44	45	45	45
1924	44	47	47	46	46	45	50	43	47	49	50	53
1925	68	50	53	48	50	51	49	41	30	37	38	40

## BARLEY

[Cents per bushel]

1908	72	70	70	72	72	71	69	66	64	65	64	66
1909	67	68	72	74	75	76	72	66	63	62	61	61
1910	60	67	68	64	64	65	61	62	62	60	60	60
1911	60	62	62	62	65	66	64	70	70	84	85	87
1912	88	86	86	95	98	92	82	66	58	60	55	58
1913	56	56	52	55	58	54	51	52	55	56	57	57
1914	55	55	56	59	60	56	63	60	56	51	52	59
1915	61	62	62	67	68	64	64	61	68	74	77	77
1916	58	58	61	61	62	56	63	60	56	51	52	54
1917	92	100	109	114	114	113	111	110	112	148	148	122
1918	138	148	166	169	143	128	112	96	96	94	92	92
1919	94	96	98	104	112	110	118	128	124	121	124	126
1920	134	134	131	144	152	150	132	112	100	62	85	81
1921	76	71	68	62	58	60	59	56	56	53	50	52
1922	67	61	60	60	63	66	69	66	66	60	64	64
1923	64	66	66	68	68	68	63	62	60	60	62	66
1924	64	66	67	65	66	68	68	70	75	80	80	90
1925	66	68	100	100	91	90	85	76	76	71	70	70

TABLE 1.—Ohio: Monthly farm price—Continued

BUCKWHEAT

[Cents per bushel]

Year	Jan.	Feb.	Mar.	Apr.	May	June	July	Aug.	Sept.	Oct.	Nov.	Dec.
1908	77	75	74	74	74	78	82	80	70	76	80	80
1909	78	78	80	90	88	90	88	84	80	70	76	70
1910	78	77	76	70	76	76	74	77	77	77	78	70
1911	60	69	72	70	72	81	79	73	68	60	72	78
1912	75	76	77	78	80	80	80	81	76	68	68	72
1913	70	74	70	66	66	68	67	70	72	73	76	80
1914	80	88	84	78	70	78	75	72	74	75	76	77
1915	80	84	94	98	78	70	76	70	72	71	76	77
1916	78	77	78	77	78	82	82	88	94	112	120	112
1917	114	118	122	132	148	180	213	188	170	164	158	152
1918	152	154	188	172	172	201	209	164	162	163	155	162
1919	164	155	150	156	164	168	184	173	155	164	161	152
1920	150	162	148	157	166	168	166	152	145	132	115	110
1921	121	123	118	120	110	100	100	96	99	97	97	95
1922	85	74	105	120	101	90	78	86	84	88	90	80
1923	80	82	84	88	95	100	100	106	98	92	92	94
1924	96	92	90	92	91	93	110	120	100	100	104	104
1925	130	127	101	121	122	122	143	147	142	83	85	89

APPLES

[Dollars per bushel]

1910	1.00	1.14	1.20	1.14	1.20	1.28	1.04	0.76	0.80	0.75	0.90	0.95
1911	1.10	1.15	1.20	1.30	1.30	1.38	.79	.54	.51	.48	.50	.88
1912	.70	.72	.75	.80	.90	1.10	.85	.65	.65	.60	.63	.71
1913	.75	.75	.90	.90	.98	.99	1.00	.98	.95	1.00	1.05	1.15
1914	1.20	1.40	1.60	1.60	1.75	1.60	.99	.75	.61	.60	.60	.65
1915	.70	.75	.73	.80	.85	1.02	.96	.50	.50	.52	.52	.58
1916	.70	.73	.73	.76	.80	1.10	.90	.85	.80	.88	.98	.95
1917	1.10	1.25	1.40	1.45	1.50	1.70	1.80	1.30	1.25	1.25	1.35	1.60
1918	1.60	1.60	1.60	1.50	1.85	1.60	1.65	1.95	1.33	1.50	1.50	1.60
1919	1.75	1.90	2.20	2.10	2.30	---	2.70	2.35	2.10	2.30	2.40	2.70
1920	2.70	3.00	3.10	3.40	3.60	3.60	2.70	1.40	1.20	1.20	1.23	1.30
1921	1.37	1.38	1.50	1.40	1.70	2.07	2.00	2.00	1.90	2.20	2.32	2.43
1922	2.55	2.80	2.80	2.85	2.85	2.70	1.85	1.18	1.12	1.25	1.35	1.43
1923	1.68	1.67	1.88	2.10	2.00	3.00	2.20	1.30	1.04	1.07	1.08	1.11
1924	1.18	1.30	1.31	1.40	1.40	1.00	1.20	1.27	1.15	1.30	1.25	1.32
1925	1.50	1.60	1.67	1.64	1.55	2.50	1.03	1.25	1.15	1.30	1.40	1.48

[Dollars per barrel]

1914								2.15	2.00	1.80	1.90	2.15
1915	2.10	2.25	2.35	2.50	2.90	2.95	2.75	1.62	1.55	1.80	1.76	2.00
1916	2.20	2.40	2.40	2.40	2.50	2.70	2.27	2.45	2.30	2.90	3.00	3.40
1917	3.70	3.95	5.00	4.40	5.20	---	---	3.40	3.00	4.10	4.50	4.65
1918	4.60	4.70	4.85	4.55	5.70	5.80	3.80	3.75	4.30	4.50	5.00	5.00
1919	5.40	6.50	7.90	8.70	9.10	---	---	6.10	6.00	6.60	7.00	8.20
1920	8.20	8.00	9.20	10.15	10.20	10.30	8.10	3.00	3.50	3.45	3.75	4.20
1921	4.25	4.30	4.65	4.75	5.87	5.87	4.65	4.50	---	5.95	6.02	7.00
1922	7.45	8.00	8.00	8.10	8.75	8.00	5.25	3.85	3.25	3.55	4.00	4.30
1923	1.82	4.82	6.00	5.40	5.40	---	---	4.50	4.00	2.92	3.30	3.00
1924	4.00	4.20	4.25	4.30	4.50	4.70	3.00	3.00	3.00	3.90	3.60	4.30
1925	5.10	5.00	5.50	5.70	5.30	---	---	4.60	3.40	3.45	3.40	4.40

PEACHES

[Dollars per bushel]

Year	July	Aug.	Sept.	Oct.	Year	July	Aug.	Sept.	Oct.
1910		1.55	1.00	1.67	1918	2.90	3.30	3.60	3.20
1911		1.60	1.40	1.81	1919	2.50	3.10	3.30	3.70
1912	1.30	1.60	1.44	1.50	1920	3.20	2.50	2.15	2.65
1913	1.90	2.00	2.60	1.86	1921	3.15	4.12	3.65	3.15
1914	1.65	1.60	1.40	1.40	1922	3.20	2.50	1.70	2.15
1915	1.95	1.15	.67	1.00	1923	2.60	3.40	1.87	1.80
1916	1.55	2.00	1.55	1.60	1924	---	2.16	2.05	2.20
1917	2.70	2.85	2.15	2.60	1925	2.65	2.60	2.44	2.40

TABLE 1.—Ohio: Monthly farm price—Continued

## PEARS

[Dollars per bushel]

Year	Aug.	Sept.	Oct.	Nov.	Dec.	Year	Aug.	Sept.	Oct.	Nov.	Dec.
1910.....		1.09	0.95	0.84	1.05	1918.....	2.40	2.00	1.75	1.70	1.75
1911.....	1.09	.87	.80	.60	.71	1919.....	3.00	2.60	2.60	2.60	2.70
1912.....	1.10	.93	.76	.65	.73	1920.....	2.10	1.75	1.45	1.20	1.40
1913.....	1.40	1.15	1.16	1.10	1.04	1921.....	3.00	2.50	2.17	2.75	
1914.....	1.15	.85	.80	.70	.75	1922.....	1.55		1.12	.80	1.10
1915.....	.68	.80	.75	.65	.70	1923.....	1.90	1.14	1.25	1.08	1.13
1916.....	1.30	1.00	1.00	1.00	1.25	1924.....	2.00	1.83	1.42	1.20	
1917.....	2.00	1.60	1.60	1.25		1925.....	1.21	1.28	1.27	1.19	1.00

## GRAPES

[Cents per pound]

1910.....		2.7	3.5	3.5		1918.....	8.5	4.4	5.1	5.0	
1911.....	4.0	2.0	2.3	5.0	3.0	1919.....	6.0	5.0	6.5	7.0	
1912.....	3.3	2.2	2.2	2.0	3.1	1920.....		7.0	5.0	8.0	8.0
1913.....		3.2	3.5	4.4		1921.....	7.0	7.0	9.0	9.0	
1914.....	3.8	2.3	2.5	3.0	3.0	1922.....	5.0		7.5	6.0	
1915.....	4.0	2.5	2.7	2.7		1923.....		4.2	4.8	6.4	6.0
1916.....	4.5	3.1	3.0	4.1		1924.....	5.0	5.2	4.5		
1917.....		3.8	3.6	3.6		1925.....	8.0	4.9	5.9	4.1	

## CABBAGE

[Dollars per 100 pounds]

Year	Jan.	Feb.	Mar.	Apr.	May	June	July	Aug.	Sept.	Oct.	Nov.	Dec.
1910.....	2.73	2.02	2.15	2.20	2.70	2.80	2.57	2.21	1.81	1.64	1.50	1.75
1911.....	1.70	1.31	1.07	1.29	1.60	3.75	3.56	2.22	1.87	1.40	1.20	2.06
1912.....	2.10	2.10	3.30	3.95	3.50	3.58	2.55	2.37	1.60	1.40	.96	1.29
1913.....	1.14	1.20	1.00	1.49	2.08	2.52	3.20	2.30	2.00	1.90	2.20	2.00
1914.....	2.10	2.25	2.40	2.90	3.00	2.70	2.75	2.10	1.80	1.40	1.10	1.40
1915.....	1.40	1.70	1.50	2.39	3.40	3.60	3.60	1.35	1.15	1.05	1.15	1.10
1916.....	1.30	1.25	1.50	1.00	2.50	2.30	3.00	2.55	3.05	3.00	3.30	3.80
1917.....	4.30	6.90	9.28	10.20	9.50	6.50	3.90	2.10	1.50	1.90	1.90	2.60
1918.....	3.10	3.60	3.00	3.40	4.60	5.90	4.06	3.00	3.00	2.60	2.50	2.20
1919.....	2.60	2.60	3.00	4.40	6.00	5.90	5.00	4.20	3.60	3.10	2.70	3.60
1920.....	4.80	5.80	6.80	6.50	6.60	6.15	6.39	3.60	1.90	2.00	2.10	2.12
1921.....	2.10	2.50	2.55	2.40	3.75	4.08	3.95	3.95	2.88	3.15	3.05	3.45
1922.....	3.90	3.00	3.75	4.00	4.05	3.95	3.57	2.35	2.07	1.86	1.73	2.05
1923.....	2.21	2.40	3.70	5.00	5.10	5.10	4.10	2.80	2.65	2.49	2.43	2.30
1924.....	2.60	2.70	3.20	4.00	4.50		3.60	2.00	2.20	2.00	2.10	2.08
1925.....	2.10	2.60	2.47	3.15	3.10	2.60	4.00	2.90	2.54	2.00	2.25	2.48

## ONIONS

[Cents per bushel]

1910.....	70	71	78	78	63	91	82	90	79	76	75	80
1911.....	79	87	74	100	98	146	131	104	87	63	97	100
1912.....	120	170	199	205	190	159	131	101	80	72	66	74
1913.....	74	85	65	63	66	80	100	105	68	108	110	111
1914.....	129	125	150	160	150	140	182	140	160	85	79	80
1915.....	80	85	75	105	82	90	78	72	72	88	88	91
1916.....	106	115	110	120	125	140	115	120	120	150	150	165
1917.....	210	350	485	400	340	260	190	155	145	155	170	180
1918.....	192	180	110	125	145	140	180	170	160	110	135	120
1919.....	125	130	200	190	200	240	250	200	190	180	210	119
1920.....	250	300	290	300	350	290	250	180	160	140	125	260
1921.....	95	110	119	90	116	165	168	179	180	200	240	263
1922.....	255	305	330	440	395	245	252	176	145	95	112	126
1923.....	167	180	190	220	210	230	230	199	162	184	190	173
1924.....	180	180	188	190	200	200	160	200	190	137	139	125
1925.....	150	160	161	142	225	275	240	280	190	170	168	177

TABLE 1.—Ohio: Monthly farm prices—Continued

POTATOES

[Cents per bushel]

Year	Jan.	Feb.	Mar.	Apr.	May	June	July	Aug.	Sept.	Oct.	Nov.	Dec.
1908	69	71	74	76	78	84	91	86	81	80	78	78
1909	80	82	88	88	103	95	88	74	64	60	57	58
1910	58	56	48	36	30	34	50	71	76	64	62	68
1911	48	48	48	48	51	67	120	146	115	98	82	88
1912	98	109	121	136	142	132	112	89	67	56	53	55
1913	57	58	57	54	50	58	70	88	100	90	86	84
1914	82	82	82	82	84	100	114	104	92	74	56	54
1915	54	52	50	50	45	48	52	52	51	62	71	76
1916	90	100	102	104	108	110	108	146	132	134	141	142
1917	106	246	280	300	329	322	236	146	132	134	141	142
1918	141	137	112	86	80	80	126	170	188	179	158	148
1919	144	140	140	142	142	144	193	244	234	202	188	194
1920	214	255	303	378	442	448	401	276	172	142	134	132
1921	123	112	103	88	76	74	124	192	200	170	161	152
1922	148	150	148	145	142	150	152	140	115	101	92	88
1923	88	94	98	102	100	105	138	148	128	110	102	93
1924	95	98	96	100	100	99	120	122	103	100	86	80
1925	92	93	88	89	90	108	184	160	131	120	185	206

SWEET POTATOES

[Cents per bushel]

1910	93	89	108	98	77	100	100	116	115	109	92	93
1911	129	130	117	125	150	175	135	149	123	105	98	116
1912	128	124	126	145	175	162	150	140	112	100	93	98
1913	115	110	110	120	142	100	100	155	120	110	104	110
1914	120	140	130	170	113	124	135	150	115	100	97	110
1915	105	105	115	125	115	110	110	94	100	98	90	90
1916	102	120	110	110	115	125	125	150	115	110	125	140
1917	160	160	190	265	235	-----	-----	210	155	150	160	195
1918	220	240	190	200	185	175	-----	240	210	205	200	210
1919	240	230	230	270	-----	-----	-----	310	240	211	210	220
1920	250	270	270	320	330	330	320	390	250	200	163	180
1921	200	220	184	190	175	218	-----	288	230	189	169	216
1922	200	189	225	165	237	237	200	205	152	145	130	164
1923	147	161	169	194	210	148	270	210	157	152	155	180
1924	200	240	250	-----	-----	-----	-----	210	200	181	160	151
1925	170	200	225	200	300	-----	-----	300	211	186	191	223

TOMATOES

[Cents per bushel]

Year	Aug.	Sept.	Oct.	Year	Aug.	Sept.	Oct.
1912	95	47	52	1919	220	110	90
1913	105	66	69	1920	200	100	85
1914	100	60	50	1921	145	90	91
1915	74	55	65	1922	120	-----	85
1916	112	83	87	1923	250	-----	124
1917	205	140	125	1924	130	82	120
1918	145	120	120	1925	180	59	98

TURNIPS

[Cents per bushel]

Year	Jan.	Feb.	Nov.	Dec.	Year	Jan.	Feb.	Nov.	Dec.
1912	-----	-----	87	80	1910	85	85	110	120
1913	40	40	54	53	1920	130	160	100	85
1914	58	65	44	45	1921	95	110	93	75
1915	47	49	42	45	1922	100	97	80	95
1916	47	53	30	95	1923	100	100	82	91
1917	100	100	75	90	1924	100	110	98	110
1918	100	100	89	80	1925	118	115	84	102

TABLE 1.—Ohio: Monthly farm prices—Continued

BEANS, DRY

[Dollars per bushel]

Year	Jan.	Feb.	Mar.	Apr.	May	June	July	Aug.	Sept.	Oct.	Nov.	Dec.
1910.....										2.12	2.21	2.32
1911.....	2.35	2.44	2.32	2.17	2.26	2.26	2.51	2.28	2.12	2.34	2.53	2.49
1912.....	2.61	2.71	2.53	2.59	2.65	2.86	2.87	2.72	2.43	2.51	2.57	2.50
1913.....	2.63	2.52	2.54	2.60	2.56	2.57	2.45	2.51	2.41	2.47	2.57	2.33
1914.....	2.40	2.40	2.40	2.55	2.46	2.50	2.45	2.60	2.90	2.45	2.68	2.75
1915.....	2.88	3.15	3.14	3.08	3.05	3.22	3.06	2.74	2.80	3.15	3.60	3.95
1916.....	3.91	4.05	3.87	3.86	3.92	4.09	6.27	5.60	5.26	5.35	6.30	6.45
1917.....	6.70	6.75	7.60	8.30	9.40	10.90	9.30	8.50	8.20	8.60	9.00	9.30
1918.....	9.00	8.55	8.65	8.55	8.40	8.30	8.10	7.60	7.60	7.10	6.60	6.50
1919.....	6.50	6.00	5.60	5.20	5.50	5.90	5.90	5.30	5.80	5.70	6.00	5.70
1920.....	5.90	5.10	5.20	5.10	5.20	5.50	5.40	5.20	4.50	4.60	4.32	3.70
1921.....	3.10	3.20	3.07	2.94	2.89	3.00	3.31	2.80	3.25	3.30	3.35	2.97
1922.....	3.09	3.57	3.70	4.20	4.45	4.61	5.09	4.55	4.40	3.65	3.98	4.40
1923.....	4.45	5.00	4.60	5.20	4.60	4.35	4.50	5.00	3.95	4.15	3.83	4.00
1924.....	3.80	3.78	3.60	3.60	3.50	4.00	4.20	4.85	4.00	3.60	4.40	
1925.....	4.90	4.10	5.30	4.20	4.50	4.74	4.00	3.60	3.70	3.60	3.75	3.90

COTTONSEED MEAL (AS BOUGHT)

[Dollars per ton]

1910.....						30.40		32.80	33.40	32.80	33.80	33.10
1911.....	34.50	34.10	32.60	33.60	34.40	33.40	35.50	34.80	33.80	32.90	31.50	33.90
1912.....	33.00	33.30	33.50	32.80	34.00	34.00	34.50	35.10	34.20	34.00	32.30	32.00
1913.....	33.30	33.10	32.50	32.80	32.44	33.40	32.00	32.70	33.40	32.80	34.00	34.50
1914.....	34.45	34.00	34.60	34.00	34.20	33.80	33.90	34.00	34.00	33.00	31.60	31.50
1915.....	31.50	33.20	33.60	33.40	33.20	33.10	33.00	33.40	33.50	33.50	35.40	37.00
1916.....	38.00	39.20	37.60	37.50	36.70	37.50	35.10	37.10	37.30	38.30	41.40	43.00
1917.....	45.00	44.00	45.00	47.20	48.00	45.70	49.00	52.20	53.00	53.60	53.60	55.60
1918.....	56.80	50.60	58.30	57.10	57.40	57.30	58.60	57.00	60.60	63.30	64.00	63.80
1919.....	64.70	65.20	65.40	65.90	64.50	65.90	67.00	75.40	78.20	78.20	70.10	70.50
1920.....	83.00	83.40	80.20	80.60	80.10	80.20	78.80	72.00	71.00	68.00	57.00	53.50
1921.....	60.00	47.00	45.60	42.00	41.00	43.00	41.00	46.00	46.00	47.00	47.00	48.00
1922.....	49.00	50.00	51.00	49.00	52.00	49.00	53.00	47.00	44.00	43.00	55.00	53.00
1923.....	61.80	50.60	53.80	55.70	50.00	48.70	51.10	40.50	52.00	54.50	54.00	65.00
1924.....	54.00	54.10	58.00	64.00	33.00	51.00	51.00	54.10	52.60	55.00	52.00	50.00
1925.....	54.00	54.00	52.70	49.00	51.50	50.70	50.40	53.40	49.20	48.40	49.60	48.80

HAY (LOOSE)

[Dollars per ton]

1903.....	11.48	11.02	10.65	10.25	9.75	8.90	8.15	8.10	8.20	8.16	8.42	8.85
1909.....	9.00	9.00	9.12	9.32	9.60	9.55	9.45	9.10	9.60	10.25	10.70	11.20
1910.....	11.90	12.50	12.85	12.75	12.45	12.45	11.75	11.30	12.00	12.50	12.65	12.70
1911.....	12.90	12.85	12.80	13.45	15.45	17.40	17.60	17.50	17.90	18.30	18.75	19.20
1912.....	19.75	20.55	21.80	23.40	24.10	22.40	18.20	14.80	13.85	13.45	13.15	12.90
1913.....	12.55	11.85	10.85	10.50	10.65	10.45	10.15	10.55	11.55	12.25	12.65	12.75
1914.....	12.40	12.20	12.25	12.50	12.80	12.80	12.70	13.65	14.20	13.60	13.35	13.40
1915.....	13.05	14.05	13.95	13.80	14.05	14.00	13.30	12.70	12.80	12.75	12.60	12.75
1916.....	13.00	13.15	13.15	13.50	13.80	13.55	11.80	10.45	10.55	10.35	10.40	10.60
1917.....	10.75	10.95	10.85	11.15	12.20	12.75	12.50	12.25	12.85	14.90	17.65	20.00
1918.....	20.80	21.60	22.30	21.40	19.15	16.25	15.30	17.10	20.45	22.55	22.50	21.90
1919.....	21.80	21.50	21.60	23.75	26.00	27.05	25.95	24.50	24.20	22.65	21.00	22.20
1920.....	23.55	25.60	26.40	27.60	28.90	26.30	26.85	23.70	22.75	21.20	19.70	18.85
1921.....	17.70	16.05	14.40	13.60	12.30	11.30	11.25	11.35	11.30	11.30	11.40	11.80
1922.....	12.30	12.55	12.70	13.02	13.22	12.85	11.60	10.75	10.90	10.65	10.65	10.75
1923.....	10.80	10.50	10.30	10.85	11.30	11.45	11.75	12.10	12.80	14.10	15.75	15.20
1924.....	17.20	17.60	18.00	18.60	18.00	18.20	17.50	14.30	13.60	13.00	11.80	12.00
1925.....	12.70	12.50	10.50	12.00	10.40	10.20	12.00	12.00	12.20	13.70	13.80	14.10

TABLE 1.—Ohio: Monthly farm price—Continued

ALFALFA HAY

[Dollars per ton]

Year	Jan.	Feb.	Mar.	Apr.	May	June	July	Aug.	Sept.	Oct.	Nov.	Dec.
1914										15.20	15.60	15.40
1915	16.40	16.40	15.50	15.80	15.90	15.00	14.80	13.00	13.00	12.00	14.00	13.10
1916	13.30	13.20	13.50	13.30	13.60	13.70	11.64	11.00	11.00	11.00	11.55	11.80
1917	13.00	12.70	12.60	13.60	14.30	13.90	14.20	13.20	14.60	17.80	21.00	23.20
1918	24.80	26.30	25.50	23.40	19.10	18.40	14.70	16.40	21.00	23.60	23.20	22.50
1919	23.00	22.80	21.70	24.20	27.10	27.60	22.50	23.30	25.10	24.70	26.60	27.70
1920	30.20	30.70	32.20	31.70	32.00	31.70	23.70	27.50	25.00	23.70	22.50	21.60
1921	21.25	19.00	17.10	15.60	14.00	13.00	13.00	13.00	13.00	14.00	12.00	14.00
1922	14.00	15.00	15.00	15.00	15.00	14.50	13.00	12.00	12.00	12.00	12.00	13.00
1923	13.10	13.00	13.20	13.20	12.30	12.50	11.70	12.30	15.00	16.20	18.00	18.90
1924	19.50	20.70	20.90	21.20	20.60	19.80	18.00	15.00	16.00	15.00	16.20	15.60
1925	15.60	15.90	12.80	14.00	13.90	12.30	15.40	16.00	17.10	18.00	18.50	18.20

CLOVER HAY

[Dollars per ton]

Year	Jan.	Feb.	Mar.	Apr.	May	June	July	Aug.	Sept.	Oct.	Nov.	Dec.
1914										11.20	12.40	12.30
1915	12.90	13.20	13.00	13.10	13.30	12.60	11.70	10.60	10.50	10.60	10.80	11.20
1916	11.00	11.20	11.10	10.90	11.30	11.60	9.60	8.90	8.00	8.75	9.05	9.50
1917	10.00	10.00	10.40	10.90	11.60	11.00	11.50	11.20	12.10	14.40	18.00	19.80
1918	21.20	22.40	22.70	20.50	17.20	14.20	13.00	15.00	18.50	20.50	20.80	20.00
1919	21.00	20.00	20.00	22.80	25.40	25.50	21.60	21.50	22.20	20.70	21.10	23.30
1920	24.70	26.70	27.50	23.50	20.10	30.00	26.50	22.60	21.90	19.50	10.80	18.60
1921	18.00	15.50	14.20	12.00	13.00	12.00	8.00	10.00	11.00	10.00	10.30	11.00
1922	11.00	12.00	12.00	12.00	13.00	11.80	9.00	9.00	9.00	9.00	9.00	10.00
1923	11.30	11.20	11.10	11.00	11.00	11.00	10.40	11.60	14.00	14.10	16.00	17.00
1924	17.70	18.50	18.80	19.00	18.60	17.70	16.50	14.60	14.00	13.00	12.20	12.60
1925	12.00	12.20	11.30	11.60	11.80	16.50	11.60	12.00	14.00	13.60	14.00	14.70

TIMOTHY HAY

[Dollars per ton]

Year	Jan.	Feb.	Mar.	Apr.	May	June	July	Aug.	Sept.	Oct.	Nov.	Dec.
1914										14.50	14.20	13.00
1915	14.40	14.50	14.40	14.70	14.80	14.70	14.00	12.50	12.60	12.60	13.00	13.00
1916	13.30	13.50	13.40	13.60	13.80	14.30	11.90	10.40	10.20	10.60	10.30	10.70
1917	10.70	11.00	11.20	11.70	12.50	13.30	13.00	12.50	13.50	18.00	19.40	20.00
1918	22.90	23.70	24.30	22.60	19.40	16.20	15.40	17.30	21.20	23.10	23.30	21.60
1919	22.70	21.40	21.60	24.50	27.50	28.30	24.50	24.00	21.00	22.60	22.10	23.40
1920	24.60	26.50	27.50	28.40	26.90	31.50	28.30	23.80	23.00	21.00	20.90	19.35
1921	19.00	16.50	15.40	14.00	14.00	12.00	11.00	12.00	12.00	12.00	11.00	12.00
1922	12.00	13.00	13.00	13.00	14.00	13.50	11.00	11.00	10.00	11.00	11.00	11.00
1923	11.60	11.40	11.40	11.90	12.00	11.50	11.90	12.40	14.50	15.00	17.00	17.20
1924	17.90	18.00	19.40	10.50	10.00	18.70	18.00	15.50	14.50	14.00	12.90	13.30
1925	13.10	12.50	11.60	12.40	12.00	11.20	12.20	13.50	14.00	14.30	15.20	15.30

MAPLE SUGAR

[Cents per pound]

Year	Feb.	Mar.	Apr.	May	June	Year	Feb.	Mar.	Apr.	May	June
1912	13.0	14.0	12.0	12.0	13.0	1919	18.0	25.0	28.0	27.0	27.0
1913	12.4	12.0	14.0	12.0	12.0	1920	25.0	30.0	39.0	42.0	38.0
1914		13.5	13.5	13.0	14.0	1921	26.0	24.0	26.0	30.0	
1915	15.0	12.8	14.4	13.5	13.5	1922	25.0	25.0	27.0	27.0	20.0
1916	13.9	14.5	14.6	14.6	15.2	1923	26.0	30.0	31.0	24.0	21.0
1917	15.0	16.0	17.5	19.2	19.3	1924	28.0	25.0	30.0	30.0	32.0
1918		28.0	23.0	24.0	25.0	1925	25.0	30.0	33.3	27.7	

MAPLE SIRUP

[Dollars per gallon]

Year	Feb.	Mar.	Apr.	May	June	Year	Feb.	Mar.	Apr.	May	June
1912	1.09	1.09	1.12	1.07	1.10	1919	1.90	2.00	2.00	2.00	2.40
1913	1.04	1.05	1.06	1.07	1.10	1920	2.40	2.55	2.95	3.00	2.90
1914		1.10	1.13	1.09	1.16	1921	2.85	2.11	2.22	2.13	2.20
1915	1.05	1.09	1.08	1.04	1.15	1922	2.50	1.90	2.00	2.00	1.90
1916	1.04	1.10	1.16	1.13	1.14	1923	1.93	2.00	2.05	2.00	1.99
1917	1.25	1.30	1.30	1.30	1.30	1924	2.00	2.10	2.20	2.10	2.00
1918	1.50	1.75	1.75	1.80	1.90	1925	2.00	2.02	2.08	2.16	

TABLE 1.—Ohio: Monthly farm price—Continued

CLOVER SEED (AS SOLD)  
[Dollars per bushel]

Year	Jan.	Feb.	Mar.	Apr.	May	June	July	Aug.	Sept.	Oct.	Nov.	Dec.
1910	8.32	8.16	7.46	7.10	6.69	6.10	8.40	7.25	8.49	8.00	7.80	7.00
1911	8.20	8.20	8.40	8.58	8.51	8.55	8.80	9.86	10.40	10.60	10.71	11.23
1912	11.41	13.20	13.63	13.10	12.40	11.03	9.86	9.67	9.62	10.00	9.57	9.64
1913	10.00	10.93	10.91	11.55	11.16	9.96	9.37	8.85	6.40	6.47	7.15	7.65
1914	7.90	8.10	8.19	7.70	7.50	7.60	7.60	8.40	9.05	8.10	7.95	5.00
1915	8.50	8.55	8.25	8.00	7.75	7.60	7.80	7.70	8.30	10.50	10.30	10.60
1916	10.70	11.10	11.10	11.09	9.40	8.70	9.00	8.60	8.40	8.60	9.25	9.30
1917	9.70	10.00	10.60	10.50	10.40	10.10	10.50	10.50	11.00	12.10	13.30	14.20
1918	15.50	17.00	18.70	18.40	16.20	15.20	15.10	15.00	17.50	20.10	20.50	21.60
1919	22.70	22.50	23.50	25.50	24.10	23.00	23.60	26.00	27.30	28.10	28.20	29.00
1920	30.40	33.70	34.00	33.20	30.20	28.00	28.10	20.00	16.60	13.00	12.30	11.00
1921	12.00	11.50	11.70	11.05	10.90	10.60	10.60	10.85	10.80	10.60	10.70	11.00
1922	11.70	13.00	14.00	13.80	13.00	12.50	11.20	10.50	8.90	10.10	10.70	11.10
1923	11.00	12.00	11.80	11.40	11.10	10.00	10.20	10.70	11.30	12.80	12.00	12.50
1924	12.40	13.00	13.20	13.10	13.00	12.00	12.20	12.70	12.30	13.00	16.00	16.20
1925	17.70	18.00	18.70	10.30	19.80	14.70	15.70	14.50	13.00	14.10	15.10	15.40

CLOVER SEED (AS BOUGHT)  
[Dollars per bushel]

1912						13.17	11.60	10.96	11.06	11.45	11.09	11.30
1913	11.60	12.05	12.23	12.78	12.75	11.74	11.22	10.83	7.85	7.35	5.10	8.75
1914	9.00	9.15	9.20	9.00	8.90	8.80	8.75	9.70	10.00	9.25	8.55	9.00
1915	6.60	6.65	6.45	6.20	6.70	6.90	6.65	8.70	9.20	11.60	11.50	11.00
1916	12.10	12.40	12.60	12.25	11.00	10.60	10.40	9.90	9.70	9.50	10.30	10.50
1917	10.80	11.20	11.80	11.60	11.30	11.30	11.30	12.00	12.30	13.30	14.70	15.50
1918	17.00	19.70	20.70	20.10	18.00	17.20	17.70	17.10	19.00	22.00	22.90	23.50
1919	25.50	25.00	25.79	28.10	27.00	26.00	26.50	28.00	29.30	30.70	30.90	32.10
1920	33.40	36.70	36.70	36.60	33.90	31.60	28.60	24.70	21.90	17.50	16.30	14.20
1921	14.15	13.75	13.45	13.50	13.05	12.90	12.70	13.40	12.45	12.70	12.70	12.60
1922	13.65	14.00	15.70	15.40	14.30	14.50	13.90	12.60	11.10	12.10	12.80	12.80
1923	13.90	14.20	14.00	13.50	13.00	12.70	12.90	12.20	13.80	14.50	14.40	14.10
1924	14.20	14.70	15.10	15.00	14.60	14.10	14.00	14.40	15.00	14.50	16.00	16.50
1925	20.40	20.30	21.00	20.40	20.40	19.70	18.40	13.70	15.70	13.90	16.50	17.50

TIMOTHY SEED (AS SOLD)  
[Dollars per bushel]

1910									4.20	4.15	4.10	4.15
1911	4.25	4.50	5.05	5.10	5.16	4.50	5.57	6.09	6.72	7.00	6.60	6.75
1912	6.92	7.40	7.22	6.57	6.71	5.92	4.53	2.06	1.94	1.96	1.81	1.80
1913	1.81	1.81	1.74	1.86	1.69	1.89	1.90	2.02	2.25	2.29	2.30	2.27
1914	2.30	2.29	2.25	2.25	2.30	2.25	2.40	2.55	2.65	2.60	2.45	2.50
1915	2.75	2.95	2.90	2.80	2.70	2.65	2.65	2.90	3.00	3.30	3.25	3.20
1916	3.30	3.35	3.30	3.40	3.25	3.15	3.20	2.60	2.20	2.35	2.40	2.40
1917	2.45	2.50	2.80	2.60	2.80	3.00	3.20	3.40	3.50	3.40	3.40	3.40
1918	3.60	3.70	3.70	3.60	3.50	3.40	3.70	3.90	4.20	4.60	4.60	4.70
1919	4.00	4.50	4.60	4.80	4.90	4.70	5.00	5.10	5.30	5.40	5.30	5.20
1920	5.60	5.80	5.90	5.85	5.90	5.90	5.60	4.60	4.00	3.50	3.20	3.30
1921	3.35	3.25	3.10	3.60	3.10	3.00	2.75	2.75	2.50	2.70	2.50	2.81
1922	2.80	3.00	3.30	3.10	3.30	3.00	2.90	2.60	2.30	2.80	2.90	2.80
1923	2.80	3.10	3.00	3.60	3.10	3.00	3.80	3.35	3.30	3.60	3.50	3.40
1924	3.40	3.70	3.90	3.60	3.40	3.40	3.20	3.50	3.00	3.00	3.10	3.30
1925	3.20	3.20	2.90	3.00	3.00	3.00	3.50	3.90	3.70	3.50	3.60	3.45

TIMOTHY SEED (AS BOUGHT)  
[Dollars per bushel]

1912						7.23	5.95	2.76	2.66	2.43	2.36	2.31
1913	2.29	2.12	2.16	2.32	2.19	2.26	2.45	2.65	2.70	2.84	2.75	2.81
1914	2.80	2.80	2.90	2.88	2.70	2.75	2.85	3.25	3.23	3.10	3.00	2.95
1915	3.40	3.60	3.55	3.45	3.35	3.40	3.40	3.40	3.50	3.85	3.75	3.75
1916	3.85	3.90	4.00	3.90	3.80	3.80	3.90	3.10	2.80	2.70	3.00	2.85
1917	2.90	3.00	3.00	3.00	3.00	3.00	3.00	3.70	3.90	4.00	4.00	4.00
1918	4.20	4.30	4.40	4.30	4.30	4.20	4.30	4.50	4.00	5.30	5.30	5.30
1919	5.30	5.30	5.30	5.50	5.50	5.50	5.70	5.80	6.00	6.10	6.10	6.20
1920	6.30	6.80	6.90	6.90	6.90	6.70	6.70	6.40	5.30	5.60	4.30	4.15
1921	4.00	3.85	4.10	3.75	3.70	3.85	3.65	3.60	3.50	3.40	3.20	3.48
1922	3.60	3.90	3.90	3.90	3.80	3.70	3.60	3.50	3.10	3.40	4.40	4.50
1923	3.60	3.80	3.80	3.80	3.80	3.70	3.90	3.90	4.00	4.30	4.20	4.00
1924	4.30	4.20	4.20	4.40	4.20	4.20	4.20	4.10	4.00	3.70	3.80	4.00
1925	3.70	3.90	3.80	3.70	3.80	3.70	3.90	4.30	4.30	4.30	4.20	4.10

TABLE 1.—Ohio: Monthly farm price—Continued

ALFALFA SEED (AS SOLD)

[Dollars per bushel]

Year	Jan.	Feb.	Mar.	Apr.	May	June	July	Aug.	Sept.	Oct.	Nov.	Dec.
1912						10.77	10.69	10.07	9.86	10.22	10.42	10.52
1913	9.85	10.28	10.13	10.60	9.08	9.40	9.21	9.48	8.60	8.10	8.75	8.90
1914	8.00	8.10	8.10	8.00	8.10	8.00	8.25	8.50	9.10	9.00	8.00	8.40
1915	8.60	9.10	9.00	9.10	9.50	9.15	9.00	9.70	8.00	10.60	10.60	10.30
1916	10.70	11.00	11.60	12.10	11.70	11.70	11.95	11.00	10.30	11.90	11.25	10.80
1917	10.40	10.80	10.50	11.10	10.90	10.10	11.80	11.00	11.70	11.90	11.60	12.80
1918	12.80	13.50	13.70	14.80	14.20	11.80	14.60	13.80	13.10	15.00	15.00	13.80
1919	14.00	15.10	14.10	16.20	16.80	16.80	15.00	17.00	17.00	20.10	21.70	24.60
1920	22.70	28.30	26.90	26.60	28.00	23.00	22.90	23.90	21.75	10.00		15.50
1921	13.00	12.60	12.90	12.50	12.00	11.40	12.00	12.00	12.00	12.50	12.60	11.25
1922	11.75	11.10	11.80	12.00	11.80	11.50	11.70	10.30	11.00	11.00	10.60	10.20
1923	11.20	12.20	12.60	11.50	11.90	11.00	14.00	12.00	12.00	12.10	11.50	13.00
1924	12.00	12.70	13.00	13.60	14.00	14.00	14.60	14.20		12.00	11.50	12.00
1925	12.80		13.60		13.70	14.00	13.90	13.50	13.90	11.90	12.20	12.60

ALFALFA SEED (AS BOUGHT)

[Dollars per bushel]

1912						12.17	11.03	11.57	11.36	12.10	11.68	11.64
1913	11.55	11.44	11.18	11.30	11.17	10.93	10.59	10.78	10.00	8.92	9.39	9.60
1914	9.38	9.05	9.30	9.90	9.60	9.00	9.40	9.25	10.00	9.60	9.50	9.50
1915	10.20	10.45	10.30	10.50	10.40	10.40	10.80	10.80	10.60	11.20	11.50	11.60
1916	12.16	12.60	12.90	13.60	13.00	12.90	12.30	12.40	12.00	12.00	11.80	12.10
1917	11.40	11.70	11.50	11.80	11.80	11.60	11.60	12.00	12.00	12.50	12.90	13.20
1918	13.60	14.50	14.70	14.90	14.30	13.90	15.00	14.80	14.50	15.40	14.90	15.40
1919	15.40	15.80	16.00	16.50	16.00	17.00	17.20	18.60	19.20	20.30	22.20	26.50
1920	27.00	29.60	29.20	28.60	28.60	26.80	24.00	26.90	23.20	18.45	18.30	15.60
1921	14.00	13.80	13.70	13.75	13.20	12.50	12.60	14.00	13.70	13.25	12.95	12.75
1922	12.30	12.80	13.70	13.20	13.10	13.00	12.50	12.10	11.80	12.10	12.50	12.70
1923	14.20	13.60	13.50	13.50	13.60	13.10	13.30	13.60	13.90	13.60	13.50	13.90
1924	14.40	14.20	14.20	14.50	14.50	14.80	14.50	14.50	14.40	14.80	14.60	14.50
1925	16.00	14.90	15.10	14.90	15.00	15.40	14.90	15.40	14.60	14.30	13.70	14.10

BEEF CATTLE

[Dollars per 100 pounds]

1910	5.20	5.20	5.70	6.00	6.20	5.70	5.60	5.40	5.30	5.20	5.00	4.90
1911	5.30	5.10	5.10	5.00	4.20	4.90	4.70	4.70	4.70	4.80	4.80	4.90
1912	5.10	5.30	5.40	5.70	6.00	6.00	6.00	6.30	6.30	6.20	5.90	6.10
1913	6.20	6.40	6.70	7.00	6.80	6.80	7.00	6.90	7.00	6.00	6.70	6.70
1914	6.00	7.00	7.10	7.10	7.10	7.10	7.20	7.30	7.40	7.00	6.80	6.60
1915	6.00	6.00	6.50	6.60	6.70	7.00	7.10	7.60	7.00	6.90	6.60	6.50
1916	6.70	6.80	7.10	7.50	7.70	7.90	7.80	7.40	7.30	6.90	7.00	7.20
1917	7.70	8.20	8.60	9.20	9.40	9.70	9.10	9.60	9.10	9.60	8.70	8.00
1918	9.30	9.30	9.80	10.40	11.30	11.30	11.10	11.00	10.10	10.50	10.00	10.20
1919	10.90	11.00	11.60	11.90	12.10	11.40	11.00	10.60	9.60	9.60	9.40	9.10
1920	10.10	10.10	9.60	10.25	10.30	10.30	10.40	10.10	10.00	9.40	8.40	7.60
1921	7.50	6.90	7.20	7.60	7.30	6.80	6.50	6.50	6.00	6.70	5.50	5.80
1922	5.60	5.70	6.10	6.20	6.50	6.60	6.60	6.30	6.60	6.50	6.50	6.50
1923	6.80	6.90	6.70	6.70	6.90	7.10	6.90	6.90	7.10	6.80	6.30	6.20
1924	6.50	6.70	6.80	7.00	7.00	7.00	6.70	7.00	6.80	6.70	6.50	6.60
1925	6.70	6.90	7.60	8.20	7.50	7.90	7.50	7.70	7.30	7.20	7.10	7.30

VEAL CALVES

[Dollars per 100 pounds]

1910	7.80	7.40	7.50	7.50	7.10	6.90	7.10	7.20	7.50	7.50	7.60	7.60
1911	7.80	7.50	7.60	6.30	6.60	6.20	6.40	6.30	6.60	6.80	6.80	6.80
1912	7.20	7.00	6.90	6.80	6.80	7.00	7.10	7.40	7.00	8.20	8.00	8.30
1913	8.40	8.00	8.80	8.60	8.00	8.60	8.60	8.80	9.10	9.10	8.90	9.00
1914	9.20	9.20	9.20	8.50	8.20	8.40	8.70	9.10	9.20	9.60	8.60	8.20
1915	8.30	8.40	8.00	7.80	7.60	8.20	8.40	8.60	8.80	9.00	8.70	8.60
1916	8.80	9.10	9.20	8.80	8.80	9.40	9.70	9.80	10.20	9.70	9.70	9.80
1917	10.80	11.70	11.60	11.70	11.30	11.80	12.10	12.20	12.70	13.10	12.60	12.60
1918	12.90	12.70	13.00	13.20	12.30	13.40	13.60	14.50	15.10	14.60	14.40	14.80
1919	15.30	14.40	15.40	14.80	12.70	14.30	16.50	16.50	16.50	16.10	15.20	15.30
1920	16.00	16.50	16.90	15.20	13.60	13.60	13.50	14.00	14.60	14.70	13.50	11.20
1921	12.30	11.60	11.30	9.60	8.40	8.30	8.70	8.40	9.60	9.50	9.20	9.20
1922	9.10	10.00	10.00	8.20	8.60	8.70	8.90	9.20	9.80	10.10	9.00	9.60
1923	10.60	11.10	10.80	9.10	9.00	9.00	9.40	9.90	10.30	10.60	9.60	9.40
1924	10.70	10.80	10.60	10.40	9.50	9.30	9.50	9.60	9.80	10.20	9.80	9.70
1925	11.10	11.50	11.40	10.60	9.50	9.20	10.00	10.50	11.20	11.40	11.10	11.40



TABLE 1.—Ohio: Monthly farm price—Continued

MILK COWS

[Dollars per head]

Year	Jan.	Feb.	Mar.	Apr.	May	June	July	Aug.	Sept.	Oct.	Nov.	Dec.
1910.....	48.30	48.00	48.80	47.00	60.70	49.50	50.10	50.00	48.70	50.00	50.50	51.50
1911.....	51.50	49.00	49.30	46.70	46.10	44.30	43.70	43.00	42.90	44.40	43.70	42.50
1912.....	44.50	44.80	44.60	44.90	45.30	45.20	44.60	46.50	47.60	49.10	48.90	49.00
1913.....	51.20	53.00	58.00	50.80	56.50	57.50	58.30	58.20	60.20	61.60	63.40	62.50
1914.....	63.00	63.80	63.40	64.30	63.20	63.00	61.40	63.00	63.00	60.10	60.70	60.30
1915.....	58.70	59.40	58.40	57.20	57.80	59.40	58.80	59.10	60.00	61.10	59.80	59.10
1916.....	58.50	59.30	59.90	61.40	62.10	62.20	63.60	62.90	63.40	61.60	64.20	64.70
1917.....	66.00	66.50	69.30	68.00	70.60	69.50	70.00	71.60	72.30	75.00	74.90	70.20
1918.....	77.30	77.30	80.60	79.20	82.40	83.30	84.00	83.50	86.00	85.90	85.30	86.00
1919.....	86.40	86.70	88.00	91.60	94.20	94.00	95.50	93.00	101.00	97.00	97.00	97.90
1920.....	99.50	100.00	100.20	97.40	92.60	98.20	95.70	92.90	93.00	91.00	84.00	77.00
1921.....	73.00	67.00	71.00	68.00	64.00	58.00	54.00	59.00	59.00	56.00	60.00	62.00
1922.....	61.00	66.00	63.00	57.00	57.00	57.00	50.00	55.00	57.00	57.00	58.00	60.00
1923.....	61.20	62.00	60.90	60.20	58.80	60.30	58.40	61.00	59.30	57.00	59.90	60.00
1924.....	61.00	60.00	60.00	62.00	60.00	59.00	59.60	59.00	60.00	58.00	56.50	56.90
1925.....	62.00	60.00	63.20	62.30	57.00	61.00	64.00	62.00	64.00	65.00	68.00	68.00

MILK, WHOLESALE

[Cents per gallon]

1910.....	20	20	20	19	19	20	17	19	19	19	18	19
1911.....	20	19	18	18	17	18	17	18	19	18	19	18
1912.....	19	21	19	19	19	19	18	18	19	19	19	19
1913.....	18	19	18	19	18	18	19	19	19	19	19	19
1914.....												18
1915.....	19	19	20	20	18	17	17	18	18	18	18	19
1916.....	19	18	19	18	18	18	18	19	19	20	21	20
1917.....	20	22	22	22	22	22	23	23	24	26	25	26
1918.....	28	26	29	28	27	28	27	28	20	31	32	32
1919.....	32	33	32	32	31	30	32	32	33	34	35	38
1920.....	35	37	35	35	36	35	34	34	38	35	33	35
1921.....	33	33	32	31	27	27	27	20	25	25	26	27
1922.....	27	27	25	26	25	22	24	25	25	25	27	26
1923.....	31	33	28	28	27	30	28	27				

[Dollars per 100 pounds]

1923.....									2.02	2.70	2.92	3.00
1924.....	2.80	2.70	2.65	2.55	2.30	2.10	2.00	2.30	2.40	2.20	2.20	2.50
1925.....	2.46	2.52	2.48	2.28	2.41	2.40	2.40	2.35	2.30	2.50	2.54	2.03

BUTTER

[Cents per pound]

1909.....		24	24	24	22	21	22	22	24	25	26	28
1910.....	23	27	26	25	24	22	22	23	25	26	26	28
1911.....	24	21	21	21	20	18	19	21	22	24	26	27
1912.....	28	28	28	25	24	23	22	24	24	26	28	29
1913.....	28	28	28	26	26	24	24	24	26	28	28	29
1914.....	28	28	26	25	23	22	23	26	27	27	28	29
1915.....	28	27	26	26	25	24	23	24	25	26	27	28
1916.....	28	27	28	28	27	26	26	26	28	30	33	34
1917.....	34	34	33	34	35	33	32	34	36	39	41	42
1918.....	43	43	42	40	39	37	37	39	44	48	52	55
1919.....	52	46	45	48	48	46	46	48	50	55	60	62
1920.....	60	58	57	58	56	53	51	51	52	53	54	54
1921.....	48	44	42	41	33	26	30	36	38	40	42	42
1922.....	38	34	33	36	35	33	32	33	34	38	41	45
1923.....	46	44	42	42	40	38	36	38	42	43	46	48
1924.....	48	47	45	41	39	37	33	40	38	40	41	45
1925.....	42	40	40	40	39	39	41	41	42	47	48	47

PRICES OF FARM PRODUCTS RECEIVED BY PRODUCERS

TABLE 1.—Ohio: Monthly farm price—Continued

BUTTERFAT  
[Cents per pound]

Year	Jan.	Feb.	Mar.	Apr.	May	June	July	Aug.	Sept.	Oct.	Nov.	Dec.
1920									55	55	59	52
1921	50	42	44	45	26	24	30	38	27	42	43	41
1922	31	32	34	34	34	33	34	32	35	37	47	55
1923	50	46	49	50	42	39	39	41	43	48	50	50
1924	52	50	48	43	40	39	40	38	37	39	38	45
1925	42	40	41	41	41	41	41	42	43	49	49	48

HOGS

[Dollars per 100 pounds]

1910	8.00	8.30	9.00	9.85	9.10	8.80	8.60	8.20	8.00	8.50	7.80	7.20
1911	7.70	7.30	8.80	8.30	5.70	5.00	6.10	6.90	6.90	6.30	5.90	6.70
1912	6.00	6.00	6.20	7.20	7.20	7.00	7.10	7.80	8.30	8.30	7.30	7.20
1913	7.10	7.80	8.40	8.70	8.00	8.10	8.50	8.00	8.50	8.10	7.60	7.20
1914	7.10	6.30	8.30	8.30	8.00	7.70	8.20	8.90	8.80	7.30	6.00	6.10
1915	6.50	6.40	6.50	6.80	7.10	7.10	7.30	7.00	6.20	10.20	9.00	9.20
1916	10.10	7.70	9.00	9.10	9.10	8.80	8.20	9.50	10.20	17.10	15.90	16.20
1917	10.10	11.70	13.80	14.80	14.90	14.00	14.50	15.00	18.00	18.90	17.00	16.10
1918	16.00	15.80	17.40	18.00	16.00	16.00	16.50	18.50	18.50	16.80	14.00	12.70
1919	16.10	16.40	17.40	18.70	19.10	18.00	20.70	20.50	16.30	15.30	15.10	12.00
1920	13.00	14.60	14.40	15.30	14.30	13.70	15.00	14.70	10.00	8.00	7.80	6.90
1921	8.00	8.90	10.00	8.30	8.00	7.50	9.20	10.10	9.10	8.00	8.00	7.90
1922	7.50	9.10	10.30	9.80	10.00	9.90	10.10	7.40	8.20	7.60	6.70	6.40
1923	8.20	8.20	8.00	7.80	7.90	6.50	7.10	7.40	8.30	7.60	9.10	8.70
1924	6.90	6.90	7.00	7.10	7.10	7.00	7.30	13.10	12.50	11.40	11.00	10.80
1925	9.00	10.30	12.80	12.80	11.50	11.70	13.20					

SHEEP

[Dollars per 100 pounds]

1910	4.50	5.20	5.50	5.70	5.50	4.50	4.50	4.10	4.00	3.90	3.70	3.70
1911	3.80	3.70	3.80	3.70	3.40	3.40	3.30	3.00	3.10	3.00	3.00	2.90
1912	3.30	3.50	3.80	4.20	4.40	3.90	3.70	3.70	3.60	3.50	3.40	3.70
1913	4.00	4.60	4.90	5.20	4.80	4.30	4.00	3.80	3.90	3.90	3.90	4.00
1914	4.30	4.60	4.60	4.70	4.50	4.40	4.50	4.50	4.40	4.40	4.30	4.30
1915	4.40	4.80	5.10	5.40	5.50	5.00	4.80	4.90	4.70	5.00	5.00	5.00
1916	5.40	5.90	6.50	6.20	6.20	6.10	6.00	6.00	6.10	5.90	5.80	6.10
1917	7.10	8.10	8.60	8.90	9.20	8.60	8.10	8.00	8.90	9.00	8.90	8.20
1918	9.70	9.70	10.10	10.50	10.30	10.20	10.10	9.80	9.80	9.00	8.90	8.60
1919	8.70	8.70	9.50	10.00	9.70	8.50	8.20	8.20	6.40	6.20	5.60	4.60
1920	8.20	9.30	9.50	9.40	9.00	7.90	6.10	6.30	6.40	3.30	3.20	3.70
1921	4.50	4.10	4.60	4.20	4.40	4.10	3.50	3.50	5.10	5.50	5.50	5.70
1922	4.00	6.20	5.90	6.00	5.70	5.10	5.10	5.20	5.20	5.80	5.50	5.90
1923	6.10	6.00	6.10	6.90	5.80	5.30	5.10	5.80	5.30	5.10	5.10	5.50
1924	5.60	6.00	6.60	7.20	6.40	6.20	6.00	6.00	6.00	6.30	6.30	6.80
1925	7.00	7.20	7.40	7.90	7.10	5.50	6.00	6.00	6.50	6.30		

LAMBS

[Dollars per 100 pounds]

1910	0.80	7.10	7.70	7.70	7.50	6.50	6.30	5.90	5.80	5.70	5.40	5.50
1911	5.30	6.30	5.40	4.90	4.00	5.20	5.00	4.80	4.80	4.80	4.40	4.60
1912	5.20	5.30	6.50	6.10	6.30	6.30	5.80	5.50	5.50	5.50	5.40	6.00
1913	0.90	7.00	7.20	7.10	6.50	6.40	6.50	6.00	6.10	6.00	5.90	6.30
1914	6.50	6.70	6.70	6.70	6.50	6.80	7.00	6.80	6.80	6.50	6.40	6.40
1915	6.70	6.00	7.40	7.50	7.60	7.50	7.50	7.10	7.00	7.30	7.20	7.50
1916	8.00	8.00	8.90	8.70	8.70	8.90	9.00	8.90	8.90	8.50	8.70	9.50
1917	10.60	11.70	12.20	12.00	12.40	12.40	12.10	11.90	12.00	13.00	13.40	13.70
1918	14.40	14.20	14.60	14.80	14.10	14.60	14.90	14.10	14.20	13.70	12.60	12.80
1919	13.60	13.70	14.90	14.80	14.10	13.50	14.00	13.70	12.00	11.80	11.50	12.50
1920	14.40	15.70	15.30	14.90	14.30	13.60	12.20	11.20	11.00	10.50	9.90	9.30
1921	9.10	8.00	8.40	7.70	8.50	8.60	8.00	7.50	7.50	8.70	8.80	8.10
1922	8.80	9.90	11.00	10.70	10.80	10.00	9.80	9.40	9.70	10.20	10.00	11.30
1923	11.70	11.70	11.40	10.30	11.00	10.80	10.80	10.10	10.50	10.70	10.30	10.20
1924	13.70	11.80	11.60	12.20	12.00	11.50	11.40	11.10	10.90	11.00	11.00	11.90
1925	14.10	14.00	14.60	13.30	12.80	12.60	11.80	11.70	12.00	12.20	12.20	13.00

TABLE 1.—Ohio: Monthly farm price—Continued

## WOOL (UNWASHED)

[Cents per pound]

Year	Jan.	Feb.	Mar.	Apr.	May	June	July	Aug.	Sept.	Oct.	Nov.	Dec.
1910.....	33	32	31	27	27	24	24	24	23	23	22	23
1911.....	22	22	21	19	17	19	20	19	23	20	20	20
1912.....	20	20	20	20	21	21	23	23	23	24	23	23
1913.....	23	23	22	21	17	18	19	19	19	19	19	19
1914.....	19	19	19	20	21	24	24	24	24	23	23	23
1915.....	24	24	26	26	26	29	28	28	28	28	28	28
1916.....	28	29	30	31	32	33	34	34	34	34	34	35
1917.....	37	38	42	46	50	52	59	58	57	57	57	57
1918.....	70	69	69	68	67	65	64	65	66	66	65	65
1919.....	62	58	57	54	55	52	55	65	60	66	65	65
1920.....	69	67	63	68	68	66	62	68	67	65	69	69
1921.....	28	26	28	23	22	22	22	37	37	37	32	32
1922.....	23	27	30	31	37	42	43	41	42	43	42	42
1923.....	43	44	45	45	46	45	46	47	46	46	46	46
1924.....	46	45	46	46	44	41	38	39	41	44	47	47
1925.....	50	50	51	46	38	40	43	45	45	45	45	46

## HORSES

[Dollars per head]

1910.....	169	170	182	183	187	170	180	175	176	172	172	170
1911.....	170	189	172	173	167	162	168	160	164	168	163	150
1912.....	154	160	166	167	167	164	163	163	163	160	159	161
1913.....	165	164	167	172	168	170	168	164	163	167	167	161
1914.....	160	160	162	162	164	156	158	158	156	147	150	148
1915.....	165	163	159	153	154	152	153	150	150	146	143	143
1916.....	139	145	150	154	156	160	155	149	150	147	160	140
1917.....	143	149	155	155	148	154	150	146	145	136	136	143
1918.....	137	147	148	152	151	146	145	142	135	133	129	125
1919.....	125	139	136	135	147	141	137	135	128	120	122	121
1920.....	128	135	141	148	143	147	140	136	133	133	127	115
1921.....	116	124	133	127	127	124	113	119	110	110	101	106
1922.....	110	115	117	115	114	114	111	108	104	98	96	98
1923.....	95	106	109	107	105	106	102	101	97	97	95	93
1924.....	90	92	95	96	96	95	97	97	95	90	92	90
1925.....	91	91	96	92	90	99	99	99	99	93	93	91

## CHICKENS

[Cents per pound]

1909.....		10.5	11.0	11.0	11.0	11.0	12.0	12.0	12.0	11.0	11.0	
1910.....	11.2	11.8	12.4	13.0	13.2	13.0	12.7	12.4	12.2	11.6	10.4	9.8
1911.....	10.1	10.6	11.0	11.4	11.4	11.2	11.2	11.3	11.0	10.1	9.2	8.8
1912.....	9.4	10.4	11.0	11.4	11.4	11.0	10.8	11.3	11.0	11.0	11.2	10.9
1913.....	11.2	11.5	12.0	12.4	12.6	12.6	13.5	12.9	13.2	12.7	11.3	11.0
1914.....	12.0	12.8	13.1	13.8	13.4	12.7	13.0	13.0	12.9	12.2	11.0	10.6
1915.....	11.0	11.5	12.3	12.6	12.6	12.0	12.2	12.6	12.7	12.3	11.8	11.4
1916.....	12.1	12.8	13.6	14.2	14.2	14.6	15.0	15.7	15.0	15.1	14.1	13.8
1917.....	15.2	16.2	17.4	19.0	19.0	18.8	18.0	19.0	20.3	20.6	17.3	18.0
1918.....	20.0	22.9	22.8	23.8	22.5	22.5	24.0	25.0	25.5	22.9	21.9	21.6
1919.....	23.7	23.8	24.0	24.0	24.0	24.6	26.0	26.0	26.0	22.5	22.0	22.0
1920.....	24.5	26.8	26.1	26.5	30.4	28.9	29.0	29.3	28.0	25.0	23.0	21.0
1921.....	23.6	25.0	26.0	26.0	24.0	22.0	23.0	23.0	20.0	20.0	18.0	18.0
1922.....	20.0	20.0	21.0	22.0	22.0	22.0	21.0	21.0	20.0	23.0	18.0	18.0
1923.....	18.8	20.9	21.8	22.0	22.0	21.0	20.0	22.0	21.0	20.5	18.2	18.0
1924.....	19.3	20.0	22.0	22.4	22.0	21.0	19.8	22.0	21.1	20.5	18.9	19.0
1925.....	20.2	21.1	22.9	23.7	23.4	23.0	23.1	23.0	22.2	21.0	19.8	20.7

TABLE 1.—Ohio: Monthly farm price—Continued

TURKEYS  
[Cents per pound]

Year	Jan.	Oct.	Nov.	Dec.	Year	Jan.	Oct.	Nov.	Dec.
1913	16.9	15.5	16.2	16.7	1920	37.6	35.0	38.0	39.0
1914	17.2	14.9	15.2	16.4	1921	40.0	31.0	31.0	36.0
1915	15.4	15.1	16.5	18.2	1922	36.0	31.0	32.0	41.0
1916	17.0	19.0	21.0	21.0	1923	35.0	35.0	37.0	36.0
1917	21.0	23.0	23.1	25.0	1924	34.0	35.0	31.7	35.0
1918	24.7	25.4	27.7	28.7	1925	31.9	29.3	26.5	36.7

EGGS  
[Cents per dozen]

Year	Jan.	Feb.	Mar.	Apr.	May	June	July	Aug	Sept.	Oct.	Nov.	Dec.
1909		24	19	18	20	20	20	22	22	24	28	30
1910	31	26	22	10	19	19	19	20	22	24	28	32
1911	27	16	16	15	14	14	15	17	19	22	28	30
1912	30	28	22	18	17	17	18	19	22	26	30	30
1913	25	22	18	16	17	18	17	19	23	27	34	34
1914	31	26	24	16	17	17	18	20	24	24	30	33
1915	34	24	18	18	17	17	17	18	22	26	31	32
1916	31	22	18	18	19	20	21	23	27	32	36	40
1917	42	38	26	30	32	31	32	33	38	40	42	48
1918	53	51	31	31	32	31	35	37	40	46	55	62
1919	58	35	35	38	41	37	41	43	45	54	62	74
1920	65	52	42	38	40	38	40	45	51	50	67	75
1921	57	30	28	21	21	21	20	31	34	44	57	59
1922	33	34	19	21	23	21	22	22	31	40	53	51
1923	43	31	28	23	23	20	22	25	32	38	52	50
1924	38	30	22	20	20	22	24	27	35	42	53	56
1925	54	40	25	25	26	28	30	32	32	41	53	52

TABLE 2.—Ohio: December 1 farm price of crops, 1866-1935<sup>1</sup>

Year	Wheat	Corn	Oats	Barley	Rye	Buckwheat	Potatoes	Sweet potatoes	Tame hay	Wild hay	Tobacco	Sorghum syrup
	Cts. per bu.	Cts. per bu.	Cts. per bu.	Cts. per bu.	Cts. per bu.	Cts. per bu.	Cts. per bu.	Cts. per bu.	Dolls. per ton	Dolls. per ton	Cts. per lb.	Cts. per gal.
1866	175	38	28	79	76	76	64	7.65				4.7
1867	169	59	30	92	90	82	72	8.83				7.2
1868	123	45	37	100	85	80	62	160	10.27			4.7
1869	82	57	36	81	65	72	33	135	8.64			4.0
1870	98	43	34	77	68	76	73	148	9.89			11.0
1871	113	40	31	67	69	86	57	130	10.71			8.2
1872	126	30	26	63	65	83	56	116	12.78			7.2
1873	121	39	32	90	69	91	81	148	13.45			5.1
1874	94	52	44	69	73	81	78	147	16.07			8.1
1875	95	38	31	78	66	71	31	121	11.31			5.2
1876	104	35	28	71	62	69	57		7.72			6.0
1877	121	30	27	55	63	77	30		7.82			
1878	86	33	22	72	51	61	53		6.51			5.0
1879	120	39	30	76	69	75	43	91	10.65			6.0
1880	102	41	34	78	74	72	48	91	12.16			6.0
1881	120	51	44	99	62	96	110		12.90			8.0
1882	95	02	46	75	65	70	60	100	9.60			7.0
1883	90	47	35	75	69	90	40	101	9.50			6.0
1884	75	01	29	61	50	70	42	99	10.00			7.2
1885	71	32	27	67	60	65	39	73	11.44			6.3
1886	94	35	28	56	59	60	40	81	9.00			7.0
1887	75	48	32	68	58	68	91	115	10.25			9.0
1888	97	35	28	64	58	70	37	79	11.16			8.0
1889	70	31	23	54	44	50	34	81	7.50			5.8
1890	91	51	42	70	63	65	85	80	7.58			7.5
1891	92	41	33	60	85	85	35	81	8.29			8.5
1892	68	42	35	57	58	59	64		0.27			7.5
1893	57	40	30	47	47	60	67		10.05			6.5

<sup>1</sup> These prices are issued by States in December each year and published in supplements to Crops and Markets. Prices for recent years appear in current issues of the Yearbook. The full series for any single State is not available in this form elsewhere.

TABLE 2.—Ohio: December 1 farm price of crops, 1866-1925—Continued

Year	Wheat	Corn	Oats	Barley	Rye	Buckwheat	Potatoes	Sweet potatoes	Tame hay	Wild hay	To-bacco	Ser-gum sirup
	Cts. per bu.	Cts. per bu.	Cts. per bu.	Cts. per bu.	Cts. per bu.	Cts. per bu.	Cts. per bu.	Cts. per bu.	Dolls. per ton	Dolls. per ton	Cts. per lb.	Cts. per gal.
1864	49	43	31	48	55	60	52	76	8.46			
1865	60	27	22	41	45	55	32	84	12.76		5.4	
1866	78	21	17	38	39	55	26	63	7.93		5.2	
1867	88	25	20	41	44	50	22	78	6.25		4.6	
1868	66	27	24	44	45	51	41		5.75			
1869	64	30	25	45	55	58	43	80	8.96		6.8	
1870	71	34	26	43	55	68	49	75	11.05		7.0	
1871	71	57	39	51	55	80	55	94	8.72		7.0	
1872	71	42	32	40	53	61	44	78	10.20		7.0	
1873	80	47	36	50	58	65	61	85	10.00		7.2	
1874	110	46	32	52	74	72	47	78	9.25		8.0	
1875	82	43	31	45	62	62	63	81	8.00		8.4	
1876	71	39	33	40	67	67	48	83	12.00		11.5	
1877	62	62	45	70	75	75	68	95	11.75		8.4	
1878	99	03	49	04	79	82	79	101	8.70		10.5	
1879	112	56	41	61	76	78	57	84	10.90		10.5	64
1880	90	46	35	60	72	75	61	86	12.50		8.5	68
1881	91	58	45	84	85	78	84	100	18.90		7.6	57
1882	93	45	33	55	75	70	53	87	13.00		9.1	67
1883	90	63	40	58	60	76	85	106	12.80		11.4	65
1884	105	61	45	59	81	76	70	96	13.40	10.00	8.8	63
1885	104	86	36	54	83	77	70	98	12.70	10.00	0.0	
1886	169	90	63	60	120	110	152	150	10.00	10.00	13.0	
1887	204	136	64	118	161	153	143	175	19.00	16.00	25.0	103
1888	212	130	70	93	150	156	150	175	22.20	14.50	16.5	140
1889	212	121	72	125	145	156	192	215	21.80	18.00	33.7	150
1890	165	68	50	82	135	105	135	176	19.50	15.00	13.0	152
1891	108	41	33	51	84	105	155	178	11.50	10.00	15.0	160
1892	117	66	45	65	83	80	90	135	10.80	10.00	19.0	105
1893	90	74	45	63	78	94	100	150	16.70	13.50	14.4	118
1894	145	104	52	85	111	103	89	163	12.80	8.00	19.4	116
1895	158	67	39	70	88	86	200	210	15.20	10.50	15.0	125

TABLE 3.—Ohio: January 1 farm values of livestock per head, 1867-1926<sup>1</sup>

Year	Horses	Mules	Milk cows	Other cattle	Sheep	Hogs	Year	Horses	Mules	Milk cows	Other cattle	Sheep	Hogs
	Dolls.	Dolls.	Dolls.	Dolls.	Dolls.	Dolls.		Dolls.	Dolls.	Dolls.	Dolls.	Dolls.	Dolls.
1867	54.97	66.91	33.39	22.70	2.30	4.73	1897	31.67	38.59	25.18	22.30	2.48	4.93
1868	53.80	61.41	31.10	21.36	1.76	3.84	1898	41.37	43.10	29.35	27.16	3.42	5.47
1869	59.02	59.18	31.71	25.10	1.25	6.30	1899	46.39	47.72	31.05	27.86	3.55	5.02
1870	66.77	71.20	36.91	28.02	1.83	7.75	1900	55.00	58.04	32.30	30.09	3.71	6.21
1871	71.80	75.30	40.73	31.92	2.04	7.13	1901	65.55	62.72	31.85	21.54	3.56	7.15
1872	71.63	75.48	34.24	27.04	2.85	4.78	1902	74.79	71.65	31.56	20.86	2.98	8.31
1873	71.09	73.41	28.68	24.70	2.69	4.07	1903	70.80	75.65	33.40	22.24	3.12	8.75
1874	72.14	73.68	26.88	23.01	2.50	5.04	1904	87.97	80.84	33.17	21.37	3.20	6.20
1875	66.40	66.03	27.23	23.80	2.49	6.38	1905	87.29	80.83	31.81	19.56	3.41	6.30
1876	60.70	63.25	28.07	21.83	2.39	7.08	1906	101.07	99.13	32.70	20.32	4.48	6.65
1877	58.81	61.35	30.59	21.60	2.34	7.02	1907	113.00	114.00	34.00	22.00	4.81	8.25
1878	59.09	62.00	30.91	23.73	2.70	5.70	1908	111.00	110.00	35.00	21.00	4.48	6.50
1879	57.00	65.88	27.47	21.17	2.42	3.30	1909	113.00	111.00	37.75	22.00	4.10	6.75
1880	57.53	60.69	26.44	22.37	2.83	5.01	1910	129.00	125.00	42.80	24.10	4.80	10.70
1881	57.80	66.94	27.03	23.76	3.08	5.63	1911	133.00	129.00	47.00	24.83	4.27	9.30
1882	57.53	69.50	31.15	27.50	3.10	7.32	1912	126.00	127.00	42.00	24.30	3.40	8.20
1883	76.77	83.83	35.00	30.59	3.11	8.97	1913	130.00	131.00	50.00	26.80	4.10	10.80
1884	83.06	90.46	36.50	29.42	2.03	6.20	1914	132.00	132.00	60.00	35.40	4.30	11.30
1885	80.04	89.01	33.47	29.40	2.50	5.30	1915	128.00	127.00	60.00	34.60	4.70	11.20
1886	79.16	87.68	30.53	26.94	1.00	4.80	1916	116.00	116.00	56.00	33.80	5.40	9.00
1887	81.67	87.08	29.18	26.90	2.53	5.50	1917	119.00	120.00	60.00	36.40	7.20	12.20
1888	87.30	90.42	29.20	25.00	2.61	5.72	1918	112.00	118.00	64.00	43.70	11.00	20.50
1889	88.02	87.65	28.75	25.16	2.71	6.88	1919	107.00	117.00	83.50	47.30	11.00	21.80
1890	81.00	87.00	24.80	22.62	3.02	5.22	1920	113.00	119.00	92.00	48.90	10.00	20.20
1891	77.67	83.37	24.06	21.49	3.25	4.19	1921	109.00	112.00	72.90	37.40	5.70	13.30
1892	75.03	81.21	23.00	22.44	3.39	4.65	1922	100.00	100.00	56.00	29.20	4.60	10.90
1893	68.74	75.24	25.95	22.20	2.29	6.40	1923	94.00	100.00	56.00	31.30	7.10	12.10
1894	64.85	68.05	25.94	20.89	2.29	6.40	1924	81.00	92.00	56.00	29.70	7.30	10.20
1895	41.02	42.68	25.52	20.88	1.72	6.00	1925	85.00	93.00	67.00	31.30	8.90	12.00
1896	37.88	41.18	24.25	21.41	1.91	4.41	1926	91.00	96.00	64.00	33.30	9.50	15.00

<sup>1</sup> These prices are issued by States in January or February each year and published in supplements to Crops and Markets. Values for recent years appear in current issues of the Yearbook. The early years of the series are available only in the issues in which published at the time, only a few years in any one place.

TABLE 4.—Ohio: January 1 farm values of livestock per head, by ages and groups 1894-1926<sup>1</sup>

Year	Horses			Mules			Cattle			Sheep			
	Under 1 year old	1 and under 2 years	2 years and over	Under 1 year old	1 and under 2 years	2 years and over	Under 1 year old	1 and under 2 years	2 years and over	Under 1 year old	Ewea 1 year and over	Weth-ers 1 year and over	Rams
	Dolla.	Dolla.	Dolla.	Dolla.	Dolla.	Dolla.	Dolla.	Dolla.	Dolla.	Dolla.	Dolla.	Dolla.	Dolla.
1894	23.85	35.87	66.61	25.59	37.70	67.58	8.34	14.40	28.37	1.62		2.52	
1895	17.81	26.95	49.50	18.72	27.89	40.20	5.35	14.33	28.37	1.34		1.87	
1896	18.82	25.63	35.72	18.88	27.00	45.94	8.31	14.92	29.11	1.55		2.05	
1897	17.41	25.25	43.88	17.77	25.52	43.92	8.78	15.57	30.43	1.92		2.71	
1898	19.20	28.50	40.62	20.00	28.90	49.06	11.60	19.20	36.44	2.75		3.70	
1899	22.20	32.25	64.23	21.76	31.90	64.32	11.95	19.75	37.20	2.80		3.85	
1900	25.75	38.25	65.82	25.39	36.80	66.56	13.40	22.70	40.62	3.05		4.00	
1901	28.31	42.62	70.28	27.33	40.62	68.69	12.72	21.30	38.76	2.85		3.84	
1902	31.15	47.00	80.30	37.82	44.57	70.01	12.80	20.59	37.66	2.42		3.21	
1903	34.54	54.07	85.39	34.30	53.58	82.26	13.53	23.40	35.68	2.58	3.28	3.61	
1904	36.22	63.03	89.71	36.00	57.00	88.00	14.00	21.13	35.85	2.69	3.35	3.90	
1905	37.74	60.43	93.23	38.00	60.94	94.82	12.39	20.68	32.26	2.79	3.63	4.16	
1906	44.50	69.00	108.00	45.00	68.00	108.00	12.50	21.50	33.00	3.75	4.75	5.25	
1907	50.00	80.00	120.00	60.00	83.00	124.00	13.00	23.00	35.00	3.00	5.20	5.60	
1908	50.00	78.00	118.00	60.00	80.00	120.00	14.00	22.50	33.50	3.70	4.80	5.20	
1909	50.00	80.00	121.00	51.00	79.00	120.00	13.80	23.20	34.50	3.50	4.40	4.75	
1910	58.00	92.00	137.00	68.00	88.00	136.00	15.00	25.50	39.00	3.90	5.20	5.50	
1911	60.00	94.00	142.00	68.00	91.00	140.00	15.60	25.60	40.50	3.50	4.80	4.80	
1912	58.00	87.00	134.00	57.00	88.00	138.00	15.40	25.80	38.50	2.90	3.40	3.40	6.40
1913	58.00	92.00	140.00	58.00	92.00	143.00	18.00	32.00	48.00	3.70	4.00	4.10	7.40
1914	61.00	93.00	143.00	60.00	94.00	144.00	22.00	38.00	56.00	3.00	4.30	4.40	7.50
1915	57.00	90.00	138.00	57.00	80.00	138.00	21.00	37.00	56.00	4.00	4.80	4.70	8.10
1916	52.00	82.00	125.00	54.00	84.00	130.00	21.00	36.00	54.00	4.80	5.50	5.40	8.40
1917	53.00	84.00	129.00	55.00	84.00	131.00	22.50	38.50	59.00	6.20	7.40	7.10	11.00
1918	50.00	78.00	121.00	54.00	80.00	129.00	27.00	45.00	71.00	9.40	12.50	11.10	16.80
1919	47.00	74.00	116.00	53.00	80.00	127.00	29.00	50.00	77.00	9.20	11.50	10.70	17.00
1920	47.00	74.00	118.00	54.00	82.00	131.00	30.00	51.00	80.00	8.80	10.40	9.70	16.50
1921	46.00	71.00	113.00	52.00	79.00	123.00	23.00	40.00	60.50	5.50	5.60	5.50	10.00
1922	52.00	66.00	103.00	44.00	68.00	110.00	18.50	30.50	46.00	4.70	4.50	4.60	9.00
1923	40.00	62.00	97.00	44.00	68.00	106.00	20.00	32.50	49.00	6.80	7.10	6.70	11.00
1924	39.00	55.00	83.00	41.00	64.00	98.00	19.50	32.00	48.00	6.70	7.50	6.90	11.50
1925	38.00	50.00	87.00	41.00	62.00	97.00	20.00	32.00	48.00	8.50	9.00	8.30	13.00
1926	42.00	64.00	93.00	44.00	68.00	100.00	21.50	35.00	52.00	9.10	9.60	8.50	13.60

<sup>1</sup> These prices are issued by States in January or February each year and published in supplements to Crops and Markets. They appear for recent years in current issues of the Yearbook. The early years of the series are available elsewhere only in the issues in which they were published at the time.

TABLE 5.—Ohio: Value of farm products per unit by crop-reporting districts, 1924<sup>1</sup>

Item	Unit	District									State price, if any reported
		1	2	3	4	5	6	7	8	9	
Values for 1924:											
Corn, 56 pounds, shelled	Bushel	0.96	1.08	1.14	1.05	1.13	1.27	1.11	1.07	1.23	-----
Corn cut for silage	Ton	4.80	4.90	4.90	5.00	5.09	5.00	5.00	5.00	4.50	-----
Winter wheat	Bushel	1.43	1.48	1.48	1.44	1.42	1.51	1.39	1.46	1.50	1.45
Spring wheat	do	-----	-----	-----	-----	-----	-----	-----	-----	-----	-----
Oats	do	.46	.47	.58	.46	.54	.63	.54	.60	.65	-----
Barley	do	.83	.94	.60	.91	.94	.94	.92	.95	.94	-----
Rye	do	1.02	1.14	1.14	1.01	1.30	1.28	1.10	1.22	1.23	-----
Flaxseed	do	-----	-----	-----	-----	-----	-----	-----	-----	-----	2.00
Buckwheat	do	1.08	1.06	1.07	1.03	1.10	1.12	1.08	1.05	1.11	-----
Sorghums for grain	do	-----	-----	-----	-----	-----	-----	-----	-----	-----	1.20
Soy beans, shelled	do	2.05	2.36	2.35	2.20	2.39	2.07	2.40	2.71	2.81	-----
Cowpeas, shelled	do	-----	-----	-----	-----	-----	-----	-----	-----	-----	2.50
Tobacco	Pound	-----	-----	.145	.144	.200	.136	.162	.204	.151	-----
Potatoes	Bushel	.81	.86	.97	1.00	1.00	1.00	.95	.98	1.02	-----
Sweet potatoes or yams	do	1.60	1.69	1.60	1.65	1.70	1.92	1.41	1.68	1.47	-----
Apples	do	1.31	1.27	1.20	1.29	1.39	1.27	1.38	1.06	1.17	-----
Peaches	do	2.28	2.37	2.14	2.31	2.08	1.75	2.10	1.80	1.68	-----
Sugar beets for sugar	Ton	-----	-----	-----	-----	-----	-----	-----	-----	-----	8.00
Hay, all kinds	do	9.70	9.30	11.80	10.20	10.00	11.80	13.10	14.50	13.10	-----
Firewood, cut on farm, 4 by 4 by 8 feet	Cord	6.40	6.60	5.90	4.40	4.30	3.40	4.60	3.80	3.60	-----
Milk, whole	Gallon	.18	.21	.21	.17	.20	.18	.19	.22	.22	-----
Butterfat	Pound	.395	.397	.420	.379	.398	.395	.380	.364	.382	-----
Cream	Gallon	1.21	1.47	1.36	1.31	1.28	1.30	1.18	1.32	1.29	-----
Wool	Pound	.399	.420	.443	.418	.448	.462	.414	.409	.449	-----
Mohair	do	-----	-----	-----	-----	-----	-----	-----	-----	-----	.41
Eggs sold	Dozen	.300	.320	.300	.300	.310	.320	.310	.290	.300	-----
Chickens, raised	Head	.88	.93	1.02	.91	.89	.91	.80	.82	.84	-----
Values for Jan. 1, 1925:											
Chickens	do	1.04	1.06	1.20	1.00	1.01	1.15	1.00	.94	.94	-----
Turkeys	do	3.14	3.31	3.68	2.83	3.57	3.88	3.61	3.35	3.56	-----
Horses and colts, under 2 years	do	53.00	53.00	49.00	51.00	47.00	48.00	47.00	42.00	45.00	-----
Horses, 2 years and over	do	93.00	87.00	70.00	80.00	77.00	78.00	76.00	60.00	74.00	-----
Mules and mule colts, under 2 years	do	50.00	54.00	51.00	55.00	50.00	48.00	60.00	43.00	48.00	-----
Mules, 2 years and over	do	104.00	83.00	87.00	94.00	88.00	86.00	83.00	74.00	82.00	-----
Beef calves, under 1 year	do	23.50	21.10	10.40	21.30	21.10	18.10	20.50	17.10	18.00	-----
Beef heifers, 1 year and under 2	do	33.50	33.20	31.80	33.80	32.40	27.80	31.70	25.80	25.10	-----
Beef cows and heifers, 2 years and over	do	53.00	48.60	46.40	48.30	47.40	41.40	47.00	38.40	38.70	-----
Steers, 1 year and over	do	44.00	42.00	41.40	43.50	41.00	37.50	41.20	32.40	32.00	-----
Beef bulls, 1 year and over	do	40.20	43.20	41.10	41.60	47.70	41.10	44.00	38.70	38.50	-----
Dairy bulls, 1 year and over	do	55.00	48.00	51.00	43.00	53.00	46.00	45.00	33.00	34.00	-----
Dairy calves, under 1 year	do	24.40	22.30	20.80	18.80	20.90	18.90	20.00	15.00	14.60	-----
Dairy heifers, 1 year and under 2	do	41.40	37.40	36.10	36.80	36.20	32.30	34.40	26.40	23.40	-----
Dairy cows and heifers, 2 years and over	do	68.00	62.00	62.00	57.00	55.00	52.00	55.00	41.00	38.00	-----
Lambs, under 1 year	do	10.80	11.10	8.70	10.00	9.70	6.50	9.66	8.60	6.10	-----
Ewes, 1 year and over	do	12.10	11.50	8.40	10.80	10.60	7.80	10.50	3.70	7.60	-----
Rams and wethers, 1 year and over	do	11.20	10.00	8.70	10.60	10.60	8.10	10.90	8.40	7.20	-----
Goats and kids, all ages	do	7.00	8.00	7.00	5.60	5.00	6.00	4.10	3.50	5.50	-----
All pigs, 6 months and under	do	6.30	6.30	6.00	5.70	5.80	6.30	6.30	5.50	5.60	-----
Sows and gilts, 6 months and over	do	21.40	20.00	10.40	18.20	19.00	16.30	19.20	17.80	18.40	-----
All other hogs, 6 months and over	do	17.00	17.60	17.00	15.70	17.00	16.40	17.00	16.20	14.60	-----

<sup>1</sup> These values were especially collected for 1924 and Jan. 1, 1925.

TABLE 6.—Ohio: Wages of hired farm labor, 1866-1926<sup>1</sup>

Year and month	Rates per month		Rates per day		Year and month	Rates per month		Rates per day	
	With board	Without board	With board	Without board		With board	Without board	With board	Without board
	Dolls.	Dolls.	Dolls.	Dolls.		Dolls.	Dolls.	Dolls.	Dolls.
1866	13.35	20.04	0.90	1.08	1914	22.50	31.80	1.31	1.70
1869	12.29	10.34	.77	1.00	1915	22.80	32.40	1.34	1.71
1874 or 1875	14.17	20.88	.87	1.17	1916	25.50	35.60	1.51	1.94
1877 or 1879	13.26	20.60	.83	.99	1917	31.00	43.00	1.83	2.37
1879 or 1880	23.65	21.02	.75	1.04	1918	35.50	49.70	2.35	2.94
1880 or 1881	14.60	22.30	.83	1.13	1919	39.40	50.20	2.06	3.35
1881 or 1882	16.30	24.55	.89	1.19	1920	48.00	65.60	3.19	3.95
1884 or 1885	15.50	23.00	.85	1.11	1921	33.40	46.00	2.05	2.62
1887 or 1888	15.00	22.21	.82	1.07	1922	32.60	46.50	2.00	2.60
1889 or 1890	15.10	22.10	.83	1.05	1923	39.80	50.40	2.18	2.92
1891 or 1892	15.60	22.63	.85	1.10	1923: January	31.50	45.00	1.90	2.50
1893	15.40	21.99	.85	1.07	April	34.00	48.00	2.00	2.60
1894	14.28	20.59	.77	.98	July	38.75	53.47	2.29	3.03
1895	14.48	20.89	.78	1.00	October	39.00	55.00	2.58	3.33
1898	14.45	20.95	.84	1.09	1924: January	37.00	52.00	2.40	3.15
1899	15.27	22.14	.90	1.16	April	37.00	52.00	2.40	3.09
1902	17.26	24.62	1.00	1.29	July	37.00	52.00	2.34	3.07
1906	19.88	27.80	1.16	1.42	October	37.00	52.00	2.37	3.08
1909	21.35	28.84	1.18	1.47	1925: January	35.00	49.00	2.25	2.94
1910	21.00	29.60	1.20	1.57	April	37.00	53.00	2.25	2.90
1911	20.78	29.50	1.21	1.57	July	37.00	52.00	2.30	3.00
1912	21.60	30.60	1.24	1.63	October	38.00	53.00	2.55	3.25
1913	22.70	32.20	1.33	1.71	1926: January	37.00	52.00	2.30	3.10

<sup>1</sup> Wages of hired farm labor are now published quarterly as collected in Crops and Markets supplements. Revised averages for the United States were published in the April, 1926, Supplement to Crops and Markets, but the State figures have not been heretofore published as an entire series.

TABLE 7.—Ohio: Farm lands, value per acre, 1912-1926<sup>1</sup>

Year	All farm lands		Plow lands			Year	All farm lands		Plow lands		
	With im-provements	Without im-provements	Poor	Good	All		With im-provements	Without im-provements	Poor	Good	All
	Dolls.	Dolls.	Dolls.	Dolls.	Dolls.		Dolls.	Dolls.	Dolls.	Dolls.	Dolls.
1912	77	56				1920	130	96	69	132	105
1913	81	59				1921	109	78	60	110	88
1914	82	60				1922	100	70	52	100	78
1915	86	63				1923	161	70	52	100	73
1916	91	67	52	95	75	1924	94	70	51	96	75
1917	96	71	65	100	80	1925	92	63	48	91	70
1918	100	78	61	107	86	1926	91	63	47	89	68
1919	109	83	63	113	91						

<sup>1</sup> The values of all farm lands have been collected from crop correspondents since 1912 and have been drawn on for various purposes, but not previously published as a series by States.

The values of plow lands have been published as prepared in supplements to Crops and Markets and its predecessors and in the Yearbooks of the department, a few years at a time. The full series to 1926 by States is here published for the first time.



TABLE 8.—Indiana: Monthly farm price<sup>1</sup>

WHEAT

[Cents per bushel]

Year	Jan.	Feb.	Mar.	Apr.	May	June	July	Aug.	Sept.	Oct.	Nov.	Dec.
1908	81	91	91	90	91	88	84	86	90	94	96	98
1909	88	106	114	121	132	134	117	100	99	106	110	112
1910	116	116	114	107	102	97	96	87	93	91	88	88
1911	80	88	84	82	84	83	80	80	84	90	91	90
1912	82	84	94	100	108	108	102	96	95	95	94	94
1913	86	88	98	97	97	94	84	82	85	87	88	89
1914	90	90	91	91	92	84	77	88	98	101	102	108
1915	128	140	142	143	142	121	102	98	98	100	102	107
1916	116	116	108	107	107	102	108	127	143	157	169	164
1917	170	176	184	227	260	269	221	212	204	204	204	204
1918	204	206	208	207	207	206	206	208	208	208	208	208
1919	211	214	216	224	230	224	214	208	209	210	210	216
1920	230	232	228	242	260	262	244	230	229	214	184	170
1921	174	189	184	180	180	174	174	111	112	112	108	107
1922	108	118	126	128	124	112	101	98	98	108	110	117
1923	122	122	122	124	124	112	98	98	94	99	100	100
1924	101	104	102	100	98	100	108	122	120	138	143	154
1925	177	186	178	151	167	171	146	164	153	146	152	165

BRAN (AS BOUGHT)

[Dollars per ton]

1910	25.00	25.30	25.40	25.50	24.50	24.50	24.90	24.10	24.20	23.90	23.90	24.10
1911	24.30	24.50	24.00	24.80	24.40	24.50	24.60	24.90	25.50	25.40	25.70	26.40
1912	26.40	28.00	28.70	29.10	29.40	28.20	28.20	27.30	26.00	26.10	25.70	25.30
1913	25.70	25.30	24.80	25.20	24.30	24.50	24.20	24.60	26.00	26.30	26.10	25.80
1914	26.00	27.50	27.80	28.30	28.00	27.80	27.00	27.10	28.00	27.00	28.30	27.40
1915	28.00	29.10	28.30	28.50	29.00	28.30	28.10	27.70	28.90	28.70	28.40	27.10
1916	27.10	27.00	27.30	26.80	27.10	26.90	26.70	26.80	41.10	41.20	38.70	43.00
1917	33.00	35.00	30.20	43.20	46.00	41.40	41.60	45.30	28.20	28.70	32.00	32.90
1918	39.40	38.90	38.00	37.70	37.70	37.90	35.00	35.90	30.30	38.00	37.40	37.30
1919	50.20	49.90	48.70	49.10	49.90	48.90	48.80	50.80	50.60	49.40	49.10	60.20
1920	50.20	51.60	52.70	57.10	56.40	61.50	60.70	57.70	55.00	49.00	45.00	42.00
1921	40.00	38.00	36.00	32.00	30.00	26.00	26.00	26.00	26.00	24.00	24.00	27.00
1922	31.00	32.00	34.00	33.00	33.00	31.00	26.00	27.00	27.00	26.00	32.00	33.00
1923	33.70	35.60	37.40	38.30	37.50	36.10	33.60	31.00	33.60	35.00	36.40	36.20
1924	35.60	36.00	35.50	35.10	34.00	33.00	32.80	33.00	35.00	35.00	36.00	37.00
1925	39.00	40.00	38.30	36.90	37.30	38.70	37.80	37.70	36.30	35.90	36.20	36.20

RYE

[Cents per bushel]

1908	74	72	73	72	73	73	70	70	72	73	74	74
1909	73	74	78	78	80	82	79	74	72	74	75	74
1910	74	74	74	74	74	73	71	72	70	70	69	69
1911	69	69	70	69	70	71	70	72	74	77	80	80
1912	80	80	80	82	83	82	76	72	72	71	69	66
1913	64	64	68	64	63	62	60	60	62	63	62	61
1914	62	63	62	62	62	62	60	64	77	80	81	86
1915	92	106	99	98	97	90	85	82	80	80	82	82
1916	85	84	82	83	83	81	83	94	104	112	118	119
1917	120	122	130	149	159	168	164	161	155	162	162	164
1918	168	178	201	211	189	171	161	162	164	162	152	153
1919	154	144	138	146	147	142	146	148	142	138	136	140
1920	154	162	150	166	181	186	176	170	167	162	137	129
1921	127	126	122	109	104	105	100	94	90	82	74	70
1922	70	77	82	83	84	82	75	72	71	71	76	70
1923	78	78	78	78	78	72	64	60	64	64	67	70
1924	70	70	68	65	60	60	68	82	83	104	107	114
1925	124	130	119	111	103	90	94	97	95	94	84	87

<sup>1</sup> These prices are the estimated prices of farm products received by producers on the 15th of the month as currently reported in the supplements to Crops and Markets, monthly, by States; or, in the case of some products for which prior to January, 1924, prices were reported on the 1st of the month, converted to the 15th of the month by averaging the prices reported on the 1st of two successive months. Prices were first collected monthly in 1908, the list being extended from time to time. All the available monthly prices are shown.

TABLE 8.—Indiana: Monthly farm price—Continued

CORN

[Cents per bushel]

Year	Jan.	Feb.	Mar.	Apr.	May	June	July	Aug.	Sept.	Oct.	Nov.	Dec.
1908	47	48	52	58	84	69	72	76	75	67	60	60
1909	60	62	64	68	71	74	74	71	66	58	52	52
1910	58	59	68	55	54	59	58	60	58	51	44	40
1911	40	40	40	42	46	50	55	59	61	60	58	54
1912	56	60	64	71	76	78	78	74	72	60	48	40
1913	45	46	47	50	52	56	60	66	70	48	44	44
1914	60	60	61	62	66	68	70	76	77	70	62	60
1915	64	69	69	70	72	72	74	75	72	64	56	56
1916	62	64	64	67	69	70	74	78	81	78	80	84
1917	89	94	103	130	182	168	180	182	172	162	135	136
1918	126	128	133	136	138	141	145	140	148	133	120	120
1919	128	120	134	149	162	172	186	191	169	136	123	130
1920	140	146	150	162	178	184	166	150	130	94	67	59
1921	57	56	54	52	51	52	53	54	49	42	36	36
1922	40	46	51	53	54	56	58	58	58	56	55	60
1923	66	68	71	76	80	80	82	84	82	76	68	63
1924	63	65	69	69	68	72	84	105	104	108	96	105
1925	111	114	111	99	104	109	102	102	95	75	58	54

OATS

[Cents per bushel]

1908	44	45	48	50	51	50	48	47	48	48	47	48
1909	48	60	52	54	55	56	49	40	38	40	40	40
1910	43	44	44	42	41	41	39	35	33	32	32	31
1911	31	30	30	30	32	32	36	37	40	42	43	44
1912	45	47	49	52	54	54	42	32	30	30	30	30
1913	31	31	32	32	34	36	36	37	38	38	38	38
1914	38	37	38	38	38	38	36	36	43	44	44	44
1915	46	52	52	53	52	46	41	36	32	32	34	36
1916	40	42	40	42	40	38	36	38	42	45	49	50
1917	61	64	68	65	67	65	66	62	56	56	60	68
1918	74	79	86	86	78	72	70	66	65	65	66	67
1919	62	58	60	64	67	68	70	70	68	66	68	72
1920	78	82	86	96	101	102	87	66	58	51	48	45
1921	42	39	38	38	34	32	30	30	29	29	29	30
1922	30	32	34	34	34	34	33	32	34	37	40	40
1923	42	43	44	46	46	44	38	34	35	37	38	42
1924	41	44	43	44	44	45	47	49	46	47	48	50
1925	55	54	50	44	44	47	43	37	36	36	36	37

BARLEY

[Cents per bushel]

1908	62	60	62	67	68	68	60	64	63	63	64	65
1909	66	66	68	69	72	77	72	64	61	58	61	64
1910	60	61	64	62	59	63	65	64	60	58	58	60
1911	60	56	59	62	62	62	62	63	68	70	72	73
1912	74	74	75	81	84	83	86	70	66	62	52	56
1913	54	50	62	63	60	54	48	48	48	48	51	53
1914	54	52	50	52	54	52	47	52	62	62	64	68
1915	64	65	66	66	64	66	62	52	50	52	58	62
1916	59	58	62	60	62	56	58	66	76	71	72	76
1917	80	90	102	116	109	106	129	114	106	108	108	112
1918	127	138	152	144	136	139	131	111	94	100	104	109
1919	100	98	90	105	110	126	126	122	124	121	119	120
1920	128	132	138	151	158	163	150	114	104	98	86	82
1921	32	77	68	60	55	54	53	56	63	53	52	60
1922	53	50	62	62	60	58	58	58	55	55	57	61
1923	64	63	62	72	74	65	56	54	64	53	59	69
1924	70	70	65	84	60	62	67	70	73	75	80	81
1925	83	96	80	76	76	81	72	78	70	74	71	70

TABLE 8.—Indiana: Monthly farm price—Continued

## BUCKWHEAT

[Cents per bushel]

Year	Jan.	Feb.	Mar.	Apr.	May	June	July	Aug.	Sept.	Oct.	Nov.	Dec.
1903	76	76	76	75	76	80	78	75	79	80	79	79
1908	82	85	84	84	90	93	93	82	88	84	78	78
1910	82	80	80	80	81	89	88	82	80	79	75	65
1911	85	90	90	62	68	64	66	66	69	68	72	74
1912	74	76	78								80	79
1913					80	70	60	68	72	78	80	78
1914	70	78	82	85	76	73	85	85	75	82	82	82
1915	86	80	78	78	94	96	95	110	108	97	89	85
1916	92	90	93	104	102	111	112	102	119	122	109	114
1917	129	125	124	130	140	172	184	160	182	153	154	158
1918	158	150	152	168	188	166	178	164	182	164	162	162
1919	153	146	148	148	164	148	147	164	164	156	152	156
1920	154	142	142	158	185	204	196	166	156	140	119	126
1921	120	116	132	144	136	152	174	168	140	134	118	95
1922	89	90	106	132	152	168	148	118	116	106	98	95
1923	92	98	100	116	135	125	112	118	112	102	98	90
1924	82	85	90	95	98	105			120	117	109	110
1925	112	130		130	100		123	120	100	72	85	62

## APPLES

[Dollars per bushel]

1910	1.11	1.17	1.14	1.25	1.33	1.66	1.04	0.73	0.65	0.70	0.80	1.00
1911	1.20	1.30	1.40	1.40	1.30	1.64	.66	.66	.80	.55	.60	.75
1912	.80	.95	1.00	1.05	1.20	1.20	.72	.85	.64	.65	.76	.61
1913	.96	1.60	1.63	1.07	1.30	1.59	.75	.60	.60	.65	.80	.95
1914	1.10	1.15	1.25	1.30	1.30	1.05	.93	.78	.77	.70	.66	.75
1915	.91	.98	.97	1.05	1.25	1.19	.68	.46	.44	.60	.61	.62
1916	.70	.75	.72	.75	.80	1.10	.75	.76	.82	1.00	1.06	1.20
1917	1.60	1.60	1.85	1.95	1.90	2.20	1.30	1.00	.95	1.10	1.05	1.25
1918	1.60	1.60	1.50	1.75	1.80		1.30	1.45	1.60	1.70	1.60	1.80
1919	2.10	2.20	2.80	2.80	2.90		1.60	2.00	2.00	2.30	2.40	2.70
1920	3.10	3.10	3.10	3.60	4.00		2.20	1.40	1.38	1.47	1.44	1.48
1921	1.57	1.01	1.82	1.83	2.40	2.25	1.68	1.86	1.92	2.23	2.64	2.52
1922	2.83	2.82	3.24	3.11	3.33	2.00	1.36	.96	.97	1.10	1.22	1.43
1923	1.78	1.76	2.00	2.06	2.20	1.85	1.61	1.14	1.18	1.11	1.06	1.18
1924	1.42	1.50	1.45	1.41	1.40	2.00	1.25	1.13	1.25	1.38	1.46	1.57
1925	1.79	2.00	2.00	2.36	2.40	3.10	1.51	1.14	1.06	1.28	1.33	1.44

[Dollars per barrel]

1914								2.40	2.20	2.25	2.00	2.35
1915	2.60	2.90	2.80	3.20	3.50	3.40	1.62	1.40	1.45	1.65	1.70	2.00
1916	2.30	2.60	2.40	2.40	2.60	3.40	2.90	2.15	2.25	2.95	3.45	3.45
1917	4.40	4.70	5.30	5.50	4.60	5.00	3.90	2.90	2.95	3.50	3.70	4.60
1918	4.65	5.00	4.75	5.00	5.10		4.00	5.50	4.70	5.00	5.00	5.40
1919	6.20	7.00	8.00	8.20	8.40			5.60	5.80	6.70	7.80	8.30
1920	9.40	9.10	9.19	10.20	10.60			3.90	3.90	3.97	4.35	4.85
1921	4.25	4.90	5.25	5.83	6.43	6.25	6.33	4.90	5.95	7.34	6.67	7.54
1922	7.41	8.03	8.08	8.70	8.53	7.75	4.16	3.33	3.25	3.45	4.68	4.27
1923	4.73	4.86	5.50	5.70	5.90	5.25	5.00	3.60	3.73	3.65	3.90	3.50
1924	4.00	4.40	4.20	4.00	4.10	5.00	3.23	3.10	3.50	3.60	4.20	4.70
1925	5.40	5.70	6.10	6.90	5.90	8.20	4.60	3.40	3.59	3.60	3.95	4.80

## PEACHES

[Dollars per bushel]

Year	July	Aug.	Sept.	Oct.	Year	July	Aug.	Sept.	Oct.
1910		1.24	1.37	1.38	1918				
1911	1.50	1.20	1.18	.95	1919	3.00	3.15	3.40	3.00
1912	1.66	1.74	1.69	1.75	1920	3.30	3.50	3.30	3.40
1913	1.10	1.30	1.30	1.25	1921	3.60	2.50	2.58	2.57
1914	1.25	1.00	1.10	1.20	1922	2.13	4.43	3.52	3.75
1915	1.44	1.15	1.20	1.05	1923	2.80	1.82	1.78	1.83
1916	1.25	1.35	1.35	1.55	1924	2.00	2.45	2.31	2.23
1917	2.00	2.10	2.10	2.10	1925	2.68	2.02	2.20	2.30
							2.70	2.63	2.32

TABLE 8.—Indiana: Monthly farm price—Continued

PEARS

[Dollars per bushel]

Year	Aug.	Sept.	Oct.	Nov.	Dec.	Year	Aug.	Sept.	Oct.	Nov.	Dec.
1910.....		0.94	0.95	0.90	1.05	1918.....	1.00	1.60	1.60	1.76	-----
1911.....	1.09	.82	.71	.72	.76	1919.....	2.30	1.90	2.10	1.80	2.30
1912.....	.90	.89	.65	.70	.76	1920.....	1.60	1.53	1.16	.99	1.11
1913.....	.99	.90	.79	.70	.80	1921.....	2.25	2.41	1.89	1.98	1.33
1914.....	1.00	.80	.73	.69	.80	1922.....	1.18		.84	.75	.73
1915.....	.84	.76	.76	.70	.73	1923.....	2.20	1.14	.94	.76	.75
1916.....	1.09	1.00	.99	.95	1.05	1924.....	1.67	1.40	1.05	.92	.80
1917.....	1.30	1.30	1.16	1.00	1.05	1925.....	1.14	1.15	1.02	.92	.98

GRAPES

[Cents per pound]

Year	Aug.	Sept.	Oct.	Nov.	Year	Aug.	Sept.	Oct.	Nov.
1910.....		3.4	3.0	4.3	1918.....	3.6	4.3	5.5	-----
1911.....	3.0	2.0	2.6	4.4	1919.....	6.0	6.0	6.0	6.0
1912.....	3.2	2.2	2.4	2.0	1920.....	3.1	4.7	4.0	6.0
1913.....	3.0	2.3	3.0	4.8	1921.....	6.0	4.0	6.0	-----
1914.....	3.0	2.1	2.8	4.0	1922.....	4.0		4.0	-----
1915.....	2.6	2.4	2.8	3.0	1923.....		4.0	4.4	3.4
1916.....	3.5	2.8	2.6	3.8	1924.....	4.0	4.0	4.2	6.2
1917.....	4.0	3.0	3.3	3.8	1925.....	4.0	4.7	5.2	-----

CABBAGE

[Dollars per 100 pounds]

Year	Jan.	Feb.	Mar.	Apr.	May	June	July	Aug.	Sept.	Oct.	Nov.	Dec.
1910.....	1.84	2.11	2.22	2.54	2.03	1.95	2.03	1.55	1.45	1.41	1.35	1.50
1911.....	2.00	1.65	1.23	1.46	1.60	2.72	2.94	2.47	2.16	1.72	1.55	1.77
1912.....	2.00	2.10	3.30	3.72	2.36	2.82	2.55	1.88	1.70	1.47	1.30	1.66
1913.....	1.90	2.28	1.13	1.54	2.15	2.24	2.95	3.00	2.75	2.40	2.15	2.10
1914.....	2.30	2.40	2.25	3.05	2.50	3.30	3.00	2.45	1.70	1.49	1.35	1.50
1915.....	1.65	1.75	1.75	2.49	2.40	2.36	1.55	1.15	1.40	1.10	1.00	1.25
1916.....	1.40	1.30	1.40	1.59	2.30	3.00	2.10	2.20	3.00	3.00	3.15	3.80
1917.....	5.00	7.60	9.00	10.40	9.10	0.70	4.10	2.40	1.75	2.00	2.00	2.40
1918.....	2.90	3.75	3.00	3.60	3.60	3.70	3.69	2.00	3.00	2.35	2.35	2.25
1919.....	2.60	2.75	3.20	4.00	3.60	5.80	5.60	4.40	3.70	2.70	2.70	3.40
1920.....	5.00	5.20	6.10	6.25	7.00	6.30	5.40	2.80	2.01	2.13	1.87	2.18
1921.....	2.25	2.11	2.39	2.63	3.70	4.69	4.45	4.50	3.39	3.19	2.94	3.55
1922.....	3.78	3.79	3.69	3.71	4.10	3.92	3.93	2.49	2.30	2.05	1.70	2.50
1923.....	2.50	2.80	3.05	4.85	4.00	4.20	3.80	2.70	2.85	2.36	2.00	1.89
1924.....	2.40	3.00	3.20	3.60	3.60	3.60	3.00	2.20	2.20	2.19	1.92	2.50
1925.....	2.20	2.20	2.51	3.00	2.85	4.21	3.80	3.80	2.87	2.16	2.05	3.00

ONIONS

[Cents per bushel]

1910.....	74	81	80	83	77	104	82	69	67	68	63	75
1911.....	79	79	82	105	97	119	96	90	86	80	95	96
1912.....	105	130	103	176	102	148	106	77	76	70	71	76
1913.....	65	70	70	62	70	93	100	98	100	100	108	103
1914.....	105	140	140	145	125	125	158	140	90	80	78	80
1915.....	92	80	90	90	90	90	79	74	72	73	76	77
1916.....	90	100	100	105	110	130	115	112	110	115	130	155
1917.....	195	325	480	520	450	350	190	160	130	140	160	165
1918.....	160	200	150	120	135	135	150	165	140	125	115	100
1919.....	105	120	160	170	180	180	190	200	190	180	190	210
1920.....	260	280	280	290	200	200	170	100	147	135	124	115
1921.....	124	101	102	96	105	113	146	158	140	103	210	275
1922.....	203	261	301	383	282	282	239	156	123	110	120	133
1923.....	144	161	170	200	200	310	200	170	153	160	160	161
1924.....	184	180	170	189	175	160	190	175	164	118	120	140
1925.....	156	175	162	185	229	307	290	245	161	153	103	150

TABLE 8.—Indiana: Monthly farm price—Continued

## POTATOES

[Cents per bushel]

Year	Jan.	Feb.	Mar.	Apr.	May	June	July	Aug.	Sept.	Oct.	Nov.	Dec.
1908.....	66	67	72	75	76	83	92	94	92	88	84	84
1909.....	85	88	95	106	112	107	88	67	60	67	63	54
1910.....	55	54	48	38	33	38	60	08	72	63	63	49
1911.....	48	48	47	48	53	78	132	132	121	88	72	88
1912.....	97	111	122	138	143	134	107	78	62	50	48	61
1913.....	53	54	54	60	50	52	68	80	92	90	84	84
1914.....	84	84	84	84	86	96	110	106	91	74	56	56
1915.....	58	58	58	50	56	56	52	44	43	60	60	60
1916.....	74	88	06	86	87	90	98	108	133	152	168	178
1917.....	102	239	270	310	332	314	226	132	118	129	138	139
1918.....	137	136	119	94	84	95	130	160	170	154	138	136
1919.....	135	130	128	120	138	147	210	272	250	205	190	200
1920.....	240	274	313	431	514	516	435	280	184	146	131	128
1921.....	118	106	98	94	86	91	154	218	214	179	152	143
1922.....	139	141	144	144	146	156	166	142	114	100	87	82
1923.....	82	84	92	105	106	109	128	128	118	103	90	99
1924.....	90	92	95	97	93	91	110	113	95	91	76	78
1925.....	84	89	88	80	77	100	150	163	115	128	212	217

## SWEET POTATOES

[Cents per bushel]

1910.....									38	89	85	96
1911.....	100	105	112	106	110	108	112	161	132	99	100	114
1912.....	128	130	150	147	155	159	108	108	112	89	87	106
1913.....	107	115	111	115	125	123	110	132	115	100	100	105
1914.....	120	121	125	110	110	110	159	135	119	96	90	95
1915.....	105	105	110	115	110	129	115	108	94	86	84	100
1916.....	88	100	105	100	105	115	120	120	120	105	125	140
1917.....	170	175	190	200	250	200		210	179	150	150	170
1918.....	165	205	210	200	190			190	225	200	150	180
1919.....	200	210	210	260	220	195		320	260	250	200	190
1920.....	230	260	270	340	370	380		290	250	267	177	170
1921.....	196	194	201	165	192	197		200	234	200	163	167
1922.....	188	201	170	172	195	214		207	136	153	128	118
1923.....	168	139	154	153	200	183		197	148	142	127	144
1924.....	188	195	200	200	195	150		126	210	170	151	133
1925.....	160	200	210	204	170	233		162	178	167	154	173

## TOMATOES

[Cents per bushel]

Year	July	Aug.	Sept.	Oct.	Year	July	Aug.	Sept.	Oct.
1912.....	150	57	48	45	1919.....		150	109	80
1913.....	160	120	55	60	1920.....	340	200	72	82
1914.....	240	100	56	50	1921.....	475	150	95	90
1915.....	115	51	52	54	1922.....	256	83		74
1916.....	196	90	66	65	1923.....	198	113	75	79
1917.....		130	100	95	1924.....	200	180	70	83
1918.....	340	95	85	75	1925.....	220	220	77	80

## TURNIPS

[Cents per bushel]

Year	Jan.	Feb.	Nov.	Dec.	Year	Jan.	Feb.	Nov.	Dec.
1912.....			36	40	1919.....	73	75	110	120
1913.....	39	40	47	52	1920.....	160	170	78	78
1914.....	50	48	38	38	1921.....	79	80	65	69
1915.....	40	45	37	30	1922.....	77	79	96	67
1916.....	43	46	70	75	1923.....	86	86	67	72
1917.....	80	69	75	75	1924.....	82	100	85	86
1918.....	75	160	71	68	1925.....	111	103	81	90

TABLE 8.—Indiana: Monthly farm price—Continued

BEANS, DRY

[Dollars per bushel]

Year	Jan.	Feb.	Mar.	Apr.	May	June	July	Aug.	Sept.	Oct.	Nov.	Dec.
1910.....	2.28	2.23	2.36	2.42	2.53	2.38	2.38	2.28	2.35	2.41	2.26	2.16
1911.....	2.25	2.22	2.18	2.22	2.30	2.30	2.57	2.35	2.45	2.24	2.50	2.54
1912.....	2.56	2.60	2.72	2.73	2.72	2.84	2.87	2.69	2.40	2.50	2.60	2.48
1913.....	2.55	2.60	2.41	2.39	2.35	2.57	2.54	2.51	2.40	2.40	2.41	2.47
1914.....	2.40	2.32	2.50	2.45	2.42	2.45	2.40	2.70	2.94	2.80	2.54	2.62
1915.....	2.89	3.15	3.14	3.14	3.08	3.10	3.15	2.80	2.83	3.08	3.52	3.62
1916.....	3.80	3.88	3.82	3.08	4.00	4.17	5.09	6.00	5.95	5.40	6.70	6.90
1917.....	4.75	7.00	7.50	8.20	10.20	10.40	10.40	8.80	8.30	8.10	8.70	9.00
1918.....	8.80	9.15	8.80	9.30	9.00	7.90	7.80	7.80	7.60	7.10	6.75	6.50
1919.....	6.80	4.10	6.20	6.80	5.80	5.90	6.50	6.30	6.00	5.70	5.80	5.60
1920.....	5.70	5.60	5.10	5.30	5.25	5.00	5.40	4.80	4.51	4.57	3.81	3.66
1921.....	3.48	3.34	3.14	3.02	2.67	3.04	3.04	3.07	3.15	3.11	3.18	3.03
1922.....	3.05	3.34	3.68	3.40	4.31	5.47	5.17	4.49	3.78	3.79	3.88	4.08
1923.....	4.77	4.80	5.00	5.40	5.10	4.90	5.10	4.49	3.90	4.10	3.70	4.00
1924.....	3.90	4.00	3.96	3.90	3.70	3.60	3.70	3.88	4.00	4.50	4.10	4.10
1925.....	3.80	4.40	4.20	3.85	4.30	4.14	4.60	4.00	3.70	3.80	3.60	4.21

SOY BEANS

[Dollars per bushel]

Year	Jan.	Feb.	Oct.	Nov.	Dec.	Year	Jan.	Feb.	Oct.	Nov.	Dec.
1913.....			1.50	2.10	1.88	1920.....	3.80	4.20	4.10	5.00	3.50
1914.....	2.40	2.20	2.10	2.20	2.40	1921.....	4.00	2.61	2.49	2.70	1.88
1915.....	2.50	2.41	2.08	2.38	2.33	1922.....	2.17	1.81	1.64	2.12	2.00
1916.....	2.12	2.54	2.00	2.05	3.50	1923.....	2.10	2.14	1.64	1.50	1.70
1917.....	2.30	2.00		3.00	3.75	1924.....	1.00	2.00	2.10	1.80	2.00
1918.....	3.75	4.80	3.00			1925.....	2.20	2.20	2.00	1.80	1.78
1919.....	3.00	3.20	3.90	4.50							

COTTONSEED MEAL (AS BOUGHT)

[Dollars per ton]

Year	Jan.	Feb.	Mar.	Apr.	May	June	July	Aug.	Sept.	Oct.	Nov.	Dec.
1910.....			37.00			34.90	33.40	32.20	35.60	32.00	34.00	31.60
1911.....	32.80	31.70	33.00	33.30	31.30	31.70	29.80	31.90	32.50	33.20	31.80	33.20
1912.....	33.10	33.20	32.10	33.70	33.50	32.30	32.60	33.30	32.00	31.30	31.50	31.70
1913.....	31.70	32.60	31.80	32.10	31.70	32.00	31.20	32.70	33.50	33.10	33.30	33.30
1914.....	33.90	34.00	34.10	34.00	34.30	32.20	33.20	34.00	33.70	32.70	30.20	30.80
1915.....	30.60	32.00	32.40	32.80	33.10	32.00	32.50	32.60	32.50	33.20	25.50	37.10
1916.....	37.50	39.80	37.00	39.40	39.30	39.80	34.70	35.20	37.10	38.50		65.00
1917.....	44.50	45.80	45.20	47.40	48.00	48.10	47.20	52.70	52.00	53.20	54.20	57.90
1918.....	50.30	58.70	57.20	58.00	58.40	58.50	55.50	57.00	57.70	62.00	65.20	64.30
1919.....	67.10	64.60	65.70	66.30	67.00	69.20	67.00	71.10	72.30	68.00	67.00	81.10
1920.....	83.20	83.90	82.80	82.20	83.30	80.40	79.60	75.30	68.00	71.00	77.10	81.10
1921.....	45.00	44.00	44.00	42.00	40.00	40.00	41.00	40.00	44.00	45.00	53.00	60.00
1922.....	40.00	40.00	51.00	55.00	54.00	52.00	55.00	52.00	50.00	49.00	53.00	57.00
1923.....	55.30	57.60	58.10	56.30	55.30	52.20	53.20	52.00	54.60	55.00	64.00	55.00
1924.....	59.00	57.00	55.50	54.20	53.00	52.00	51.40	50.40	55.30	55.80	54.20	53.00
1925.....	63.00	64.00	62.20	62.80	49.20	61.70	61.10	53.20	62.60	61.80	61.00	47.20

TABLE 8.—Indiana: Monthly farm price—Continued

## HAY (LOOSE)

[Dollars per ton]

Year	Jan.	Feb.	Mar.	Apr.	May	June	July	Aug.	Sept.	Oct.	Nov.	Dec.
1908	11.50	11.00	10.88	10.88	10.32	9.20	8.25	8.00	8.12	8.38	8.65	8.78
1909	9.00	9.25	9.28	9.58	10.18	10.55	9.75	9.05	9.25	9.65	10.25	10.80
1910	11.60	12.20	12.25	11.75	11.60	11.55	11.15	11.10	11.50	11.70	11.80	12.00
1911	12.40	12.35	12.10	12.35	13.25	14.25	15.00	16.00	16.65	16.45	16.55	17.30
1912	18.00	18.60	20.15	22.05	22.65	20.95	16.20	12.90	12.20	11.45	11.35	11.45
1913	11.42	11.05	10.80	10.60	10.50	10.65	11.05	11.90	12.90	13.60	13.95	14.00
1914	13.05	13.20	12.85	13.05	13.45	13.45	13.50	14.15	14.75	14.45	14.10	14.20
1915	14.35	14.50	14.40	14.45	14.55	13.80	12.20	11.15	11.00	10.95	11.00	11.05
1916	11.45	11.85	11.85	12.00	12.25	12.30	11.10	10.10	10.25	10.10	10.45	10.80
1917	11.00	11.25	11.45	12.60	14.50	15.20	14.10	13.40	14.25	16.05	17.90	19.75
1918	20.95	22.72	23.58	22.05	19.55	15.85	14.40	16.30	18.65	20.05	20.15	20.05
1919	20.20	20.05	20.40	21.00	23.20	23.20	21.95	22.05	21.95	21.15	21.30	22.35
1920	23.90	24.90	25.65	27.20	28.75	28.40	24.90	22.30	22.20	20.70	19.30	18.70
1921	17.80	16.50	15.25	14.50	13.60	12.65	12.55	13.15	13.05	12.70	12.80	12.70
1922	12.60	13.05	13.35	13.35	13.25	12.45	10.90	10.05	10.40	10.80	11.00	11.20
1923	11.30	11.35	11.35	11.15	12.00	12.90	12.50	12.70	13.65	14.95	15.45	14.00
1924	16.00	16.60	16.20	10.90	16.50	16.00	14.50	11.70	11.40	11.10	11.70	11.70
1925	12.20	11.80	10.50	10.50	10.40	11.90	13.00	13.60	13.20	14.20	14.50	16.20

## ALFALFA HAY

[Dollars per ton]

1914										15.90	15.90	15.10
1915	16.40	16.20	16.10	17.30	16.30	13.80	12.90	12.20	12.10	12.00	12.30	12.10
1916	12.70	13.00	12.70	12.80	13.10	12.80	11.30	11.00	11.40	11.40	11.20	12.40
1917	12.80	13.80	13.20	14.50	16.90	17.40	14.60	15.00	17.15	17.80	20.70	23.00
1918	23.30	25.00	20.00	23.25	19.50	16.20	15.20	15.90	20.00	22.00	22.60	22.00
1919	23.00	21.50	21.50	22.00	24.20	22.60	21.50	23.20	24.80	24.80	25.10	26.50
1920	27.50	27.60	28.80	28.00	31.50	28.50	25.30	25.80	25.60	24.00	24.00	23.00
1921	21.00	18.00	18.00	16.00	14.00	14.00	13.00	14.00	15.00	14.00	14.00	15.00
1922	14.00	15.00	16.00	15.00	14.00	13.00	12.00	11.00	12.00	13.00	14.00	13.00
1923	13.20	13.60	14.10	14.30	14.00	14.00	13.50	14.70	14.90	17.00	17.60	18.00
1924	10.00	20.00	20.00	20.50	20.00	19.50	18.00	16.20	15.50	15.90	15.50	16.50
1925	17.00	16.50	15.00	14.90	12.50	15.00	13.70	17.20	16.90	17.50	16.90	18.40

## CLOVER HAY

[Dollars per ton]

1914										13.40	13.20	12.80
1915	13.70	13.70	13.90	13.90	15.90	12.70	10.70	9.70	9.90	10.10	9.80	10.00
1916	10.40	10.50	10.10	10.40	10.70	10.70	9.05	8.80	9.00	8.90	9.35	10.00
1917	10.50	10.80	11.00	12.40	13.80	14.70	12.70	12.20	13.70	15.80	18.00	19.90
1918	24.10	27.80	22.80	26.40	15.70	13.70	13.40	13.70	17.40	19.30	19.20	19.50
1919	30.10	18.30	19.10	20.00	22.10	22.20	18.60	20.50	21.00	21.20	22.40	23.30
1920	24.10	25.30	25.20	26.60	28.80	27.30	22.20	21.30	21.50	20.00	19.00	19.00
1921	18.00	16.00	15.00	12.00	12.00	12.00	12.00	12.00	12.00	12.00	12.00	12.00
1922	13.00	13.00	13.00	13.00	13.00	12.00	10.00	10.00	11.00	10.00	11.00	11.00
1923	11.10	11.30	11.50	11.50	12.20	12.30	11.80	13.00	13.30	14.30	15.00	16.50
1924	16.00	17.60	17.00	16.70	16.50	16.00	15.50	11.40	11.50	12.00	12.10	12.80
1925	13.00	12.80	11.40	11.00	10.20	12.70	12.50	14.40	13.60	14.60	15.60	10.20

## TIMOTHY HAY

[Dollars per ton]

1914										15.70	15.40	15.00
1915	15.50	15.70	15.70	15.60	15.70	15.00	13.60	11.90	12.10	11.80	11.70	12.10
1916	12.40	12.00	12.30	12.70	13.20	13.60	11.50	10.70	10.60	10.50	10.90	11.10
1917	11.60	11.70	11.90	13.30	15.20	16.40	15.50	14.30	15.40	17.10	19.60	20.80
1918	22.80	24.40	24.40	22.70	20.10	16.50	15.40	15.90	14.60	21.90	21.50	21.50
1919	22.40	20.20	21.00	22.40	25.00	25.20	21.30	23.70	22.00	22.60	23.20	23.60
1920	24.70	25.70	25.60	27.10	30.70	29.40	24.70	23.10	24.10	22.00	21.00	21.00
1921	20.00	17.00	16.00	15.00	13.00	13.00	13.00	14.00	13.00	14.00	13.00	13.00
1922	13.00	14.00	14.00	14.00	14.00	13.00	12.00	11.00	11.00	11.00	12.00	12.00
1923	12.00	12.30	12.20	12.30	13.20	13.80	13.40	13.60	13.70	16.00	16.60	16.30
1924	17.40	18.00	17.50	17.50	17.00	16.50	15.50	13.20	13.50	13.20	12.80	13.90
1925	13.50	13.30	11.70	12.00	11.00	13.40	14.50	14.40	15.20	15.70	16.00	17.00

TABLE 8.—Indiana: Monthly farm price—Continued

PRAIRIE HAY

[Dollars per ton]

Year	Jan.	Feb.	Mar.	Apr.	May	June	July	Aug.	Sept. <sup>b</sup>	Oct.	Nov.	Dec.
1914.....										10.00	8.70	10.00
1915.....	9.30	7.60	8.80	10.00	8.90	7.80	8.80	7.50			7.30	8.20
1916.....	7.60	6.90	7.60	9.30	8.20	8.20	7.55	7.30	7.10	6.20	6.60	7.10
1917.....	8.00	8.80	8.70	8.00	8.20	9.50			9.80	10.50	14.20	12.20
1918.....	12.40	15.80	15.70	16.10	10.60	9.30	11.20	13.25	13.60	13.30	14.30	14.50
1919.....	15.00	15.00	14.40	12.00	10.70	15.00	14.60	13.00	12.50	14.40	14.20	14.70
1920.....	13.20	14.20	13.70	15.00	19.20	20.00		14.40	16.20	11.00	13.00	12.00
1921.....	11.00	11.00	9.00	9.00	8.00	8.00	7.00	8.00	8.00	7.00	7.00	8.00
1922.....	6.00	8.00	7.00	9.00	8.00	6.00	6.00	7.00	6.00	6.00	7.00	7.00
1923.....	7.20	6.80	6.40	8.60	8.70	8.00	7.70	7.80	8.70	7.30		6.30
1924.....	10.50	10.00		10.00	9.50			8.50	8.30		8.50	
1925.....		9.40			8.80	10.70	7.50	9.00		7.80	12.20	

MAPLE SUGAR

[Cents per pound]

Year	Feb.	Mar.	Apr.	May	June	Year	Feb.	Mar.	Apr.	May	June
1913.....	15.0	14.0	14.1	16.0	12.0	1920.....	24.0	33.0	40.0	42.0	
1914.....		15.0	10.0	15.0	14.5	1921.....	21.0	24.0	23.0	25.0	23.0
1915.....	14.0	17.0	16.0	15.2	15.0	1922.....	22.0	23.0	25.0	26.0	26.0
1916.....	14.0	15.5	16.2	13.9	18.2	1923.....	28.0	30.0	27.0	32.0	32.0
1917.....	15.5	16.0	16.3	19.8	17.8	1924.....	28.0	27.0	30.0	30.0	30.0
1918.....	20.0	24.0	22.0	25.0	23.0	1925.....	45.0	42.0	40.0	40.0	43.0
1919.....	26.0	28.0	28.0	27.0	29.0						

MAPLE SIRUP

[Dollars per gallon]

1912.....			1.23			1919.....	1.70	2.10	2.10	2.10	2.10
1913.....	1.21	1.23	1.23	1.18	1.25	1920.....	2.20	2.75	3.00	2.90	3.00
1914.....		1.23	1.25	1.25	1.30	1921.....	2.20	2.40	2.25	2.37	2.12
1915.....	1.30	1.27	1.26	1.23	1.25	1922.....	2.17	2.10	2.14	2.17	2.15
1916.....	1.25	1.25	1.35	1.33	1.33	1923.....	3.11	2.20	2.17	2.20	2.23
1917.....	1.30	1.50	1.50	1.45	1.45	1924.....	2.00	2.20	2.20	2.00	2.10
1918.....	1.85	2.00	1.85	2.00	2.00	1925.....	2.15	2.32	2.25	2.04	2.08

CLOVER SEED (AS SOLD)

[Dollars per bushel]

Year	Jan.	Feb.	Mar.	Apr.	May	June	July	Aug.	Sept.	Oct.	Nov.	Dec.
1910.....	8.00	8.08	7.80	7.10	6.22	6.20	6.20	6.90	7.80	7.60	7.10	7.40
1911.....	7.80	8.00	8.12	8.19	7.90	7.90	8.11	9.47	9.79	10.10	10.00	10.25
1912.....	10.37	12.04	12.73	12.63	12.23	11.11	9.80	8.71	8.62	8.98	8.24	8.24
1913.....	9.02	9.81	9.60	10.13	9.79	8.56	9.13	8.63	8.35	6.49	6.90	7.50
1914.....	7.90	8.00	7.80	7.70	7.00	7.60	7.75	8.80	9.25	8.30	8.16	8.20
1915.....	8.60	8.60	8.40	8.00	7.85	7.20	7.70	7.60	8.05	9.25	9.20	9.65
1916.....	9.05	9.95	10.10	9.95	9.10	8.90	8.60	8.70	8.00	8.25	9.00	9.10
1917.....	9.00	10.00	10.10	10.20	10.30	9.80	10.10	10.30	10.60	11.80	12.80	13.10
1918.....	14.60	17.88	18.90	17.70	16.80	16.10	13.30	14.80	16.70	19.20	19.80	20.40
1919.....	20.70	20.30	21.50	23.60	23.00	20.70	21.00	24.20	25.90	27.50	27.30	28.10
1920.....	29.10	32.60	32.30	31.50	27.30	25.80	23.70	18.10	15.20	11.50	10.90	9.50
1921.....	10.70	10.00	10.10	9.70	9.75	10.25	9.30	10.50	9.80	10.20	10.30	10.60
1922.....	11.00	12.20	13.30	13.40	11.10	11.50	10.80	8.70	7.80	8.80	9.80	10.70
1923.....	10.90	11.10	11.00	10.70	10.60	10.10	10.10	9.90	10.90	12.40	12.10	12.30
1924.....	12.50	13.00	13.30	13.10	12.80	12.60	12.30	11.20	11.20	12.50	14.90	15.50
1925.....	17.00	17.50	18.90	17.30	16.10	14.20	14.80	14.30	13.30	13.90	14.80	16.00



TABLE 8.—Indiana: Monthly farm price—Continued

## CLOVER SEED (AS BOUGHT)

[Dollars per bushel]

Year	Jan.	Feb.	Mar.	Apr.	May	June	July	Aug.	Sept.	Oct.	Nov.	Dec.
1912						12.00	11.68	10.33	10.24	9.81	9.50	6.60
1913	10.30	11.38	11.08	11.49	11.37	10.55	10.72	9.98	7.59	7.70	8.00	8.40
1914	8.90	9.19	8.80	8.70	8.60	8.55	8.50	9.70	10.50	9.90	9.19	9.20
1915	9.75	9.75	9.65	9.15	9.00	8.60	8.70	8.70	9.10	10.40	10.40	11.10
1916	11.40	11.70	11.70	11.50	10.90	10.00	10.00	10.10	9.40	9.40	10.00	10.30
1917	11.00	11.10	11.40	11.60	11.00	11.70	11.70	12.00	12.60	13.00	14.10	15.00
1918	16.30	19.50	19.90	19.70	18.30	18.20	16.50	15.90	18.50	21.00	21.60	22.30
1919	21.30	23.00	24.00	25.90	25.60	24.30	23.60	27.50	28.10	30.20	29.90	30.60
1920	31.90	35.20	35.30	35.20	32.20	28.00	26.40	23.20	19.27	14.16	12.30	12.90
1921	12.70	12.00	12.00	12.00	11.65	11.70	11.40	12.10	12.10	12.00	12.00	12.70
1922	13.00	14.25	15.60	15.20	14.50	13.00	12.80	10.60	9.60	10.60	11.30	12.60
1923	13.10	13.10	13.20	13.00	12.80	12.50	12.40	12.00	13.10	14.10	14.50	14.40
1924	15.10	15.40	16.00	15.50	15.20	15.00	14.50	13.40	14.00	15.00	16.00	17.80
1925	10.00	19.50	21.00	21.00	19.50	20.00	18.90	18.50	15.90	16.20	18.70	19.00

## TIMOTHY SEED (AS SOLD)

[Dollars per bushel]

1910									3.97	4.20	4.20	4.00
1911	4.16	4.72	5.06	5.22	4.93	5.21	5.21	6.20	6.40	7.00	6.80	6.85
1912	6.88	7.11	7.26	7.17	7.59	6.38	5.36	2.72	2.49	2.01	2.05	2.00
1913	2.00	2.10	1.92	2.01	2.00	2.29	2.26	2.43	2.40	2.59	2.40	2.50
1914	2.80	2.50	2.50	2.45	2.40	2.45	2.59	2.75	2.90	2.80	2.55	2.60
1915	2.80	3.05	3.10	3.05	3.05	3.00	3.00	2.95	3.10	3.26	3.20	3.25
1916	3.25	3.25	3.50	3.50	3.30	3.30	3.25	2.75	2.50	2.50	2.50	2.65
1917	2.70	2.80	2.70	2.90	3.10	3.00	3.20	3.60	3.60	3.70	3.60	3.50
1918	4.00	4.10	4.20	4.00	3.90	3.80	3.80	4.00	4.50	4.50	4.60	4.50
1919	4.85	4.80	4.70	4.90	4.90	4.70	5.10	5.40	5.40	5.40	5.40	5.50
1920	5.60	6.10	6.10	6.00	5.60	5.80	5.60	4.20	3.90	3.90	3.60	3.30
1921	3.60	3.40	3.16	3.00	2.90	3.20	3.00	2.70	2.80	2.80	2.60	2.90
1922	3.00	3.10	3.30	3.20	3.10	3.20	3.00	2.60	2.50	2.70	3.00	3.00
1923	3.00	3.10	3.10	3.30	3.10	3.00	3.30	2.70	3.20	3.56	3.56	3.60
1924	3.30	3.50	3.70	3.70	3.60	3.70	3.60	3.30	3.40	3.30	3.20	3.40
1925	3.40	3.30	3.40	3.30	3.60	3.40	3.70	3.50	3.50	3.60	3.60	3.60

## TIMOTHY SEED (AS BOUGHT)

[Dollars per bushel]

1912						7.46	6.40	3.41	3.04	2.59	2.60	2.46
1913	2.75	2.58	2.42	2.37	2.38	2.51	2.85	2.70	2.95	2.85	2.90	3.00
1914	2.90	3.00	2.95	2.95	2.95	2.90	2.85	3.25	3.40	3.40	3.10	3.15
1915	3.40	3.70	3.65	3.60	3.40	3.40	3.40	3.60	3.65	3.75	3.75	3.85
1916	3.90	4.00	4.00	4.10	4.00	3.90	3.80	3.50	3.90	2.95	3.00	3.20
1917	3.40	3.30	3.20	3.30	3.70	3.80	4.00	4.40	4.30	4.20	4.20	4.40
1918	4.60	4.70	4.80	4.70	4.50	4.60	4.60	4.70	5.10	5.20	5.30	5.10
1919	6.20	5.80	5.60	5.50	5.50	5.40	5.80	6.00	6.00	6.20	6.30	6.20
1920	6.40	6.80	6.85	6.90	6.90	6.50	6.50	5.50	5.09	4.60	4.35	4.20
1921	4.25	4.25	3.80	3.80	3.70	3.70	3.80	3.80	3.50	3.40	3.40	3.40
1922	3.60	3.80	3.90	4.00	3.80	3.80	3.60	3.30	3.30	3.50	3.60	3.60
1923	4.00	3.90	3.90	4.00	4.00	4.40	3.80	3.80	3.90	4.00	4.20	4.10
1924	4.50	4.40	4.40	4.30	4.30	4.50	4.20	4.20	4.10	4.00	4.00	4.20
1925	4.00	4.20	3.90	3.70	4.20	4.30	4.10	4.20	4.40	4.30	4.30	4.30

## ALFALFA SEED (AS SOLD)

[Dollars per bushel]

1912						10.25	9.96	8.95	8.65	6.14	8.90	9.10
1913	9.15	9.80	9.29	9.70	9.00	9.25	8.78	7.62	9.00	7.46	8.40	8.10
1914	8.00	8.20	8.10	7.90	8.00	7.85	8.50	8.85	9.00	9.00	8.30	8.00
1915	8.00	9.30	9.46	9.00	9.30	9.90	8.60	9.50	9.00	9.25	10.40	10.60
1916	10.60	11.00	11.25	10.80	11.00	9.80	10.60	10.70	9.50	9.50	11.80	11.00
1917	10.00	10.00	11.40	11.40	11.40	10.20	10.20	11.00	11.90	12.50	12.70	12.20
1918	12.70	15.40	15.20	13.60	13.60	13.90	13.90	12.70	12.70	15.40	15.75	15.75
1919	14.50	15.00	14.80	14.70	14.80	16.10	16.70	17.30	17.30	18.60	16.60	23.00
1920	28.70	24.80	27.80	28.00	26.30	25.60	21.40	21.60	15.50	13.50	12.50	13.10
1921	16.40	11.60	12.60	11.70	8.40	10.25	10.10	10.30	11.20	12.10	12.30	12.00
1922	10.60	12.00	12.90	12.40	12.70	12.30	11.30	9.50	10.20	11.00	10.80	10.80
1923	11.70	11.00	14.00	11.40	11.30	12.80	12.80	12.10	11.00	12.00	12.00	12.00
1924	12.50	13.00	13.50	14.00	14.10	13.50	13.00	13.40	13.60	14.20	14.20	14.00
1925	13.50		13.80		15.10	14.50	14.30	13.40	14.00	13.20	14.80	14.00

TABLE 8.—Indiana: Monthly farm price—Continued

ALFALFA SEED (AS BOUGHT)  
[Dollars per bushel]

Year	Jan.	Feb.	Mar.	Apr.	May	June	July	Aug.	Sept.	Oct.	Nov.	Dec.
1912						11.93	11.42	10.80	10.57	10.90	10.65	10.10
1913	10.48	10.70	10.82	11.55	10.74	10.83	10.43	10.43	9.40	8.40	9.10	9.00
1914	9.20	9.00	8.85	8.90	8.90	8.50	8.90	9.40	9.80	10.10	9.80	9.20
1915	10.00	10.50	10.60	10.20	11.00	10.40	10.50	10.50	10.80	11.10	11.40	11.75
1916	12.00	12.40	12.30	12.50	13.00	13.00	11.80	11.50	11.80	11.80	11.80	11.80
1917	11.80	11.70	12.10	12.20	11.80	12.00	11.80	12.00	12.30	15.60	17.60	14.10
1918	13.10	15.00	15.80	14.60	16.30	14.00	14.90	14.90	15.20	13.20	13.70	13.50
1919	14.90	15.50	16.00	17.30	15.60	16.70	10.80	18.50	18.10	14.80	14.60	15.40
1920	28.00	29.10	30.00	29.60	28.80	28.80	26.60	24.20	20.97	20.30	21.50	24.90
1921	14.00	13.80	13.15	13.50	11.90	13.60	13.00	13.10	12.90	13.10	13.40	13.60
1922	13.05	13.60	13.80	13.10	13.90	13.70	12.60	12.70	11.60	12.00	13.90	13.60
1923	13.80	13.40	15.10	14.10	13.80	13.90	15.30	13.70	14.80	15.50	14.50	15.00
1924	14.60	15.20	16.00	15.50	15.60	15.20	15.50	15.50	15.40	16.00	17.20	17.50
1925	17.00	16.50	16.00	15.40	16.70	15.70	14.90	16.20	17.20	15.10	15.30	17.00

BEEF CATTLE  
[Dollars per 100 pounds]

1910	4.80	5.00	5.20	5.50	5.50	5.30	5.20	5.10	5.00	4.90	4.60	4.70
1911	4.70	4.80	4.80	4.80	4.70	4.60	4.70	4.90	4.80	4.50	4.60	4.80
1912	4.90	4.90	5.10	5.30	5.40	5.60	5.40	5.50	5.60	5.60	5.00	5.80
1913	5.80	6.00	6.50	6.70	6.40	6.50	6.50	6.50	6.50	6.50	6.40	6.50
1914	6.00	6.70	6.80	7.00	7.00	6.80	6.90	7.20	7.30	6.50	6.50	6.50
1915	6.40	6.40	6.40	6.40	6.70	6.90	7.00	6.90	6.90	6.80	6.40	6.30
1916	6.30	6.70	7.00	7.20	7.40	7.70	7.50	7.40	7.30	7.10	7.00	7.00
1917	7.50	8.10	8.30	9.10	9.20	9.10	8.90	8.90	9.30	8.80	8.20	8.50
1918	8.00	8.70	9.20	10.20	10.90	11.50	11.30	11.30	11.30	10.40	10.20	10.70
1919	10.70	11.20	11.40	12.10	12.30	11.30	11.20	10.90	10.20	9.30	9.20	9.60
1920	10.00	9.50	10.00	10.00	9.70	11.40	10.00	9.70	9.10	7.70	8.10	6.80
1921	6.90	6.40	6.80	6.20	6.40	6.00	5.90	6.00	5.70	5.60	5.40	5.40
1922	6.30	6.40	6.00	6.10	6.20	6.30	6.50	6.20	6.40	6.70	6.50	6.80
1923	6.30	6.40	6.30	6.40	6.50	6.70	6.70	6.40	7.00	6.60	6.00	6.20
1924	6.30	6.20	6.50	6.80	6.80	6.70	6.40	6.00	6.60	6.70	6.50	6.80
1925	6.70	6.60	6.80	7.30	7.40	7.20	7.50	7.60	7.40	7.20	7.30	7.20

VEAL CALVES  
[Dollars per 100 pounds]

1910	7.10	6.90	7.30	6.90	6.50	6.70	6.80	6.70	6.90	7.00	6.80	6.90
1911	7.00	7.00	6.80	6.20	5.50	5.50	5.90	6.00	6.20	6.20	6.20	6.20
1912	6.50	6.50	6.40	6.50	6.30	6.50	6.50	6.80	7.50	7.50	7.40	7.50
1913	7.50	7.80	8.20	7.70	7.40	7.80	7.90	7.90	7.90	7.90	8.00	8.00
1914	8.20	8.10	8.10	7.90	7.70	7.60	7.90	8.40	8.50	8.40	7.60	7.70
1915	7.40	7.80	7.60	7.20	7.30	7.60	7.50	7.50	8.30	8.20	8.00	7.80
1916	8.00	8.20	8.50	8.20	8.20	8.60	8.90	9.00	9.40	9.00	8.50	9.10
1917	9.60	10.60	10.20	10.80	10.30	10.80	11.10	11.10	11.80	11.50	10.90	11.10
1918	11.70	11.10	11.70	12.00	11.70	12.40	13.10	13.00	14.20	13.00	12.90	13.70
1919	14.00	13.30	13.60	13.70	12.00	12.00	15.00	14.80	14.80	14.50	14.20	14.20
1920	15.10	15.40	14.50	14.00	12.10	12.80	12.10	12.50	13.70	13.30	13.30	10.50
1921	11.20	8.80	10.10	8.00	7.90	7.70	8.00	7.70	8.80	8.70	8.50	8.10
1922	8.20	6.90	6.10	7.50	7.70	8.30	8.30	8.10	9.40	9.20	9.10	8.80
1923	9.80	9.00	9.60	8.60	8.30	8.20	8.90	9.10	9.60	10.00	9.10	9.00
1924	10.10	10.30	10.00	9.80	9.60	9.00	8.50	8.90	8.80	9.20	9.10	8.90
1925	10.40	10.90	11.20	10.90	9.00	8.40	9.10	9.70	10.30	10.60	10.30	10.90

MILK COWS  
[Dollars per head]

1910	46.20	44.50	45.70	44.50	43.40	44.90	45.50	45.80	45.50	46.00	46.00	46.50
1911	46.90	47.40	47.00	46.20	44.50	43.00	43.10	42.00	42.80	43.10	44.30	43.50
1912	43.70	44.40	44.00	44.70	45.10	44.70	42.80	43.80	44.80	46.00	46.60	47.40
1913	49.10	50.60	52.60	52.40	52.30	52.70	53.10	53.20	53.20	52.40	54.70	56.30
1914	56.20	55.50	56.70	58.00	57.20	55.50	55.50	55.00	56.50	54.00	54.20	54.50
1915	54.40	54.00	54.10	53.20	54.40	54.60	54.10	56.00	55.90	55.00	54.30	54.10
1916	54.70	56.00	57.30	58.20	57.20	59.70	59.60	58.00	59.00	59.10	59.70	59.50
1917	60.00	64.00	65.80	68.50	69.00	69.00	69.00	69.00	69.00	69.00	72.10	73.00
1918	72.30	72.30	75.00	78.10	78.60	79.50	81.50	80.80	84.00	87.20	86.10	89.00
1919	89.00	87.00	90.50	92.20	97.00	92.50	93.50	93.70	88.50	89.30	91.20	93.10
1920	94.70	93.50	93.30	90.50	88.30	91.30	90.70	83.60	85.00	76.00	71.00	63.00
1921	92.00	60.00	62.00	67.00	58.00	52.00	47.00	45.00	47.00	47.00	49.00	51.00
1922	49.00	51.00	51.00	49.00	50.00	51.00	49.00	47.00	48.00	50.00	53.00	52.00
1923	54.00	53.40	52.00	52.00	53.00	52.00	52.00	52.00	54.00	56.00	56.70	55.90
1924	55.00	56.00	55.00	55.30	55.50	54.00	52.00	54.00	53.00	55.00	67.00	55.50
1925	67.00	60.00	59.30	64.00	62.00	55.20	55.00	54.80	55.40	57.50	59.00	59.90

TABLE 8.—Indiana: Monthly farm price—Continued

MILK, WHOLESALE

[Cents per gallon]

Year	Jan.	Feb.	Mar.	Apr.	May	June	July	Aug.	Sept.	Oct.	Nov.	Dec.
1910.....	21	20	19	21	10	20	20	21	20	20	20	19
1911.....	20	20	20	19	20	21	19	20	20	20	20	20
1912.....	21	20	20	20	20	19	20	19	20	20	20	18
1913.....	20	19	20	20	18	18	19	10	20	20	20	22
1914.....	21	19	19	21	21	10	18	19	20	19	19	20
1915.....	20	20	20	20	19	19	20	20	19	20	20	21
1916.....	21	21	22	23	25	22	33	23	21	27	26	23
1917.....	23	20	20	27	28	28	37	30	29	31	30	28
1918.....	31	30	31	31	30	32	30	30	35	32	34	35
1919.....	36	38	38	36	36	38	36	33	35	35	36	33
1920.....	31	35	33	31	27	26	26	25	24	20	28	25
1921.....	28	26	25	26	25	25	25	26	26	26	26	26
1922.....	26	28	28	27	28	28	27	27	27	27	27	27

[Dollars per 100 pounds]

1923.....									2.32	2.71	2.90	2.58
1924.....	2.70	2.70	2.57	2.65	2.50	2.46	2.55	2.50	2.29	2.30	2.50	2.69
1925.....	2.64	2.60	2.33	2.35	2.35	2.26	2.50	2.30	2.29	2.34	2.41	2.46

BUTTER

[Cents per pound]

1909.....		22	22	22	22	20	20	21	22	23	24	26
1910.....	26	25	24	24	22	22	21	22	24	24	25	25
1911.....	22	20	20	18	18	18	18	20	22	22	24	25
1912.....	26	26	24	24	23	22	22	22	23	24	26	26
1913.....	26	25	24	24	24	23	23	24	24	25	26	26
1914.....	26	25	24	24	22	21	21	22	24	24	24	26
1915.....	26	24	24	24	24	22	22	22	23	24	24	26
1916.....	24	24	24	25	24	24	24	24	26	26	24	25
1917.....	32	31	31	32	32	32	32	32	35	38	30	32
1918.....	39	39	38	36	35	34	34	36	42	40	40	40
1919.....	48	42	42	45	46	45	44	45	46	46	48	52
1920.....	55	54	52	51	52	50	40	50	50	51	56	58
1921.....	42	39	38	36	30	24	27	32	34	36	51	59
1922.....	34	30	30	32	31	32	32	31	31	34	38	37
1923.....	46	40	40	38	36	35	35	36	38	40	43	45
1924.....	42	44	42	39	36	35	36	37	37	38	39	40
1925.....	41	36	39	38	39	40	39	40	40	43	45	46

BUTTERFAT

[Cents per pound]

1920.....								54	55	53	46
1921.....	46	38	43	42	27	24	30	38	36	39	38
1922.....	29	31	33	32	32	32	33	31	34	43	50
1923.....	49	47	47	48	41	39	36	57	41	40	51
1924.....	53	59	41	40	36	36	38	35	35	36	41
1925.....	30	37	41	40	40	41	40	41	41	47	47

HOGS

[Dollars per 100 pounds]

1910.....	8.50	8.30	9.70	9.70	9.00	8.90	8.60	8.10	9.00	8.40	7.50	7.10
1911.....	7.60	7.10	9.70	9.60	5.60	5.60	6.10	7.10	7.00	6.20	5.80	5.70
1912.....	5.90	5.80	6.10	7.20	7.20	6.90	7.00	7.70	8.20	8.30	7.20	7.30
1913.....	7.00	7.70	8.40	8.70	7.90	8.10	8.50	8.50	8.40	8.00	7.60	7.30
1914.....	7.80	8.20	8.30	8.40	8.00	7.60	8.20	8.90	8.70	7.80	6.80	6.50
1915.....	6.50	6.30	2.50	6.70	7.10	7.10	7.20	7.10	7.40	7.80	6.50	6.00
1916.....	6.60	7.70	9.10	9.00	9.20	8.50	9.20	9.60	10.30	9.10	9.10	9.20
1917.....	10.00	11.60	13.80	15.20	15.10	14.70	14.60	10.00	17.40	17.20	16.00	16.10
1918.....	15.90	15.30	16.60	16.00	16.70	15.90	16.70	18.50	19.10	17.10	16.40	16.30
1919.....	10.40	10.60	17.60	18.70	10.50	10.10	21.10	21.00	16.40	13.80	13.40	12.50
1920.....	13.70	14.40	14.40	14.00	13.00	13.80	14.70	14.70	15.40	14.70	11.80	8.70
1921.....	8.00	8.50	10.00	8.00	7.80	7.40	8.80	9.50	7.80	7.60	6.10	6.60
1922.....	7.40	9.00	10.00	9.60	9.80	9.00	10.10	9.00	8.70	8.80	7.80	7.70
1923.....	8.00	7.90	7.80	7.80	7.40	6.40	6.90	7.40	8.50	7.50	6.60	6.30
1924.....	6.70	6.70	6.80	7.90	7.00	6.80	6.90	9.50	9.30	10.45	9.00	8.60
1925.....	10.00	10.30	12.00	12.50	11.90	11.70	13.20	13.30	12.40	11.60	11.00	10.90

TABLE 8.—Indiana: Monthly farm price—Continued

SHEEP

[Dollars per 100 pounds]

Year	Jan.	Feb.	Mar.	Apr.	May	June	July	Aug.	Sept.	Oct.	Nov.	Dec.
1910	4.40	4.50	5.30	5.10	5.30	4.70	4.10	3.80	4.00	3.80	3.60	3.70
1911	3.60	3.50	3.80	3.70	3.60	3.60	3.20	3.30	3.30	3.20	3.10	3.10
1912	3.40	3.60	3.60	4.00	4.30	3.90	3.50	3.40	3.50	3.40	3.40	3.60
1913	4.00	4.20	4.60	4.60	4.40	4.00	4.00	3.80	3.70	3.60	3.80	3.90
1914	4.00	4.20	4.30	4.50	4.40	4.10	4.10	4.10	4.00	4.00	4.10	4.00
1915	4.10	4.30	4.60	4.90	5.10	4.50	4.50	4.60	4.60	4.80	4.80	4.70
1916	5.00	5.30	5.80	5.80	6.20	5.00	5.50	5.70	5.80	5.80	6.00	6.10
1917	6.60	7.80	8.10	8.50	9.10	8.10	7.90	8.00	8.70	8.00	8.50	9.00
1918	9.20	9.70	9.70	11.00	11.20	10.50	10.30	10.40	10.30	9.20	8.50	8.40
1919	8.80	8.80	9.30	10.00	10.00	8.50	7.60	7.80	7.70	7.00	6.50	6.60
1920	7.70	8.40	8.70	8.70	8.50	7.60	6.40	6.10	5.60	5.50	5.10	4.30
1921	3.80	3.00	3.90	3.80	4.00	3.40	2.90	3.20	3.10	3.10	2.90	3.40
1922	3.50	4.70	4.80	5.50	4.90	4.00	4.20	4.40	4.10	4.40	4.50	4.60
1923	4.50	4.80	4.90	5.10	5.10	4.50	4.60	4.20	4.80	4.80	4.50	4.80
1924	4.70	4.80	5.70	6.10	6.00	5.70	5.20	5.50	5.20	5.10	5.00	4.90
1925	6.40	6.80	6.00	6.20	5.20	4.90	5.10	5.20	5.50	5.30	5.40	6.10

LAMBS

[Dollars per 100 pounds]

1910	6.30	6.60	7.40	7.00	7.50	7.00	6.10	5.60	5.50	5.70	5.40	5.30
1911	5.40	5.20	5.30	5.40	5.40	5.50	5.20	5.20	5.10	4.90	4.70	4.80
1912	5.20	5.20	5.40	5.90	6.40	6.20	5.80	5.40	5.60	5.40	5.50	5.60
1913	6.40	6.60	6.80	6.80	6.00	6.40	6.20	5.90	6.90	5.80	5.90	5.00
1914	6.20	6.30	6.40	6.60	6.60	6.70	6.80	6.70	6.40	6.30	6.30	6.10
1915	6.50	6.70	7.10	7.20	7.50	7.70	7.50	7.00	7.00	7.00	7.00	7.10
1916	7.60	7.90	8.50	8.00	8.70	9.00	8.50	8.50	8.50	8.20	8.50	9.30
1917	9.80	11.20	11.40	11.90	12.80	12.10	12.10	11.80	13.40	13.60	12.80	13.00
1918	13.50	13.80	14.20	15.40	15.30	14.80	14.90	14.20	14.30	12.70	12.30	12.40
1919	12.00	13.10	14.40	15.00	14.00	13.20	13.60	13.00	12.00	11.20	11.10	11.80
1920	13.80	15.20	14.90	14.80	14.40	13.30	12.10	10.70	10.00	8.40	9.40	8.40
1921	8.40	7.40	7.70	7.50	8.40	8.40	7.60	6.90	6.60	6.70	6.40	7.40
1922	8.40	9.90	10.50	10.00	11.30	10.10	9.80	9.00	9.00	10.00	10.20	10.60
1923	11.00	10.80	10.70	11.40	11.50	9.70	10.70	9.80	10.20	10.30	9.70	10.00
1924	10.30	10.50	11.50	12.60	12.60	12.00	11.00	10.50	10.20	10.40	10.50	11.00
1925	13.00	13.70	13.50	12.10	12.30	11.00	11.80	11.60	11.80	11.80	11.90	12.80

WOOL (UNWASHED)

[Cents per pound]

1910	28	29	28	20	24	23	24	23	22	22	22	21
1911	21	21	20	19	17	18	18	18	19	19	18	19
1912	20	19	20	20	21	22	22	22	22	22	23	22
1913	22	23	22	21	18	19	20	20	19	19	19	19
1914	19	19	19	20	20	22	23	22	22	20	21	22
1915	22	22	23	23	25	29	28	28	20	28	28	28
1916	27	29	29	30	32	35	35	35	35	34	35	35
1917	36	36	35	42	48	58	61	62	61	61	63	64
1918	65	66	64	68	65	65	65	64	64	61	64	64
1919	65	61	61	57	49	53	50	50	56	50	56	58
1920	58	58	56	55	60	38	33	31	32	28	27	25
1921	22	22	21	18	15	16	16	15	16	10	10	16
1922	18	19	22	21	25	32	32	32	31	32	33	34
1923	32	34	36	37	41	44	39	37	38	37	38	38
1924	38	39	39	38	37	36	35	37	37	39	43	42
1925	44	42	44	41	37	38	36	41	40	40	41	41

TABLE 8.—Indiana: Monthly farm price—Continued

HORSES

[Dollars per head]

Year	Jan.	Feb.	Mar.	Apr.	May	June	July	Aug.	Sept.	Oct.	Nov.	Dec.
1910.....	150	160	160	150	163	150	155	157	161	158	158	152
1911.....	153	154	157	155	155	155	152	148	154	148	145	142
1912.....	140	148	154	155	160	155	149	149	149	149	146	145
1913.....	149	152	154	157	150	155	155	151	149	143	140	141
1914.....	144	147	142	146	147	145	142	141	142	137	135	135
1915.....	136	139	136	135	136	134	134	130	133	130	127	129
1916.....	129	133	136	138	138	138	138	135	130	132	132	130
1917.....	131	133	140	140	142	137	137	136	133	130	131	129
1918.....	131	134	138	145	141	135	141	132	132	125	124	122
1919.....	123	120	120	128	130	120	127	128	119	113	116	116
1920.....	119	124	129	137	135	135	131	122	121	112	112	103
1921.....	108	117	122	108	108	108	104	95	91	93	91	82
1922.....	92	95	96	95	95	95	92	89	82	83	82	83
1923.....	84	86	87	87	85	84	84	82	78	84	72	73
1924.....	72	73	75	78	78	73	71	75	73	71	69	71
1925.....	72	81	80	85	81	82	80	70	79	82	77	75

CHICKENS

[Cents per pound]

1909.....		10.0	10.5	11.0	11.0	12.0	12.0	11.0	11.0	11.0	10.8	11.0
1910.....	11.3	11.8	12.4	12.8	12.8	12.6	12.6	12.1	11.5	10.8	9.8	9.4
1911.....	9.8	10.1	10.1	10.3	10.4	10.0	10.1	10.2	10.1	9.7	8.8	8.5
1912.....	9.1	9.8	10.0	10.8	10.6	10.4	10.6	10.9	10.9	11.0	10.6	10.2
1913.....	10.4	10.8	11.4	11.8	11.8	11.8	12.4	12.5	12.7	11.7	10.5	10.5
1914.....	11.0	11.9	12.4	15.7	12.7	11.7	12.0	12.6	12.3	11.4	10.0	9.9
1915.....	10.3	11.2	11.9	12.1	11.9	11.4	11.8	11.8	11.5	11.1	10.9	10.5
1916.....	11.4	12.3	12.8	13.5	13.6	14.1	14.1	14.6	14.7	14.9	14.1	14.0
1917.....	14.5	15.7	16.0	18.3	18.4	17.5	17.4	16.4	18.0	18.8	15.9	17.0
1918.....	18.0	20.0	20.4	21.1	20.0	19.8	22.0	23.5	23.8	20.6	20.2	20.2
1919.....	21.4	21.6	23.0	26.8	27.5	25.5	26.0	26.0	25.6	22.0	20.0	21.0
1920.....	23.0	22.7	27.7	29.5	28.1	26.2	28.1	28.1	26.0	24.0	21.0	20.0
1921.....	21.0	26.0	34.0	24.0	20.0	18.0	21.0	21.0	10.0	18.0	18.0	17.0
1922.....	19.0	10.0	19.0	20.0	19.0	19.0	20.0	18.0	18.0	18.0	10.0	17.0
1923.....	16.7	18.0	18.0	20.0	19.0	19.0	19.0	19.0	19.0	18.4	10.5	16.1
1924.....	17.2	18.4	18.9	19.9	10.8	19.5	20.0	19.8	19.9	19.1	18.4	17.5
1925.....	17.7	18.7	19.9	21.2	22.0	20.4	20.5	20.4	20.4	20.0	18.6	20.1

TURKEYS

[Cents per pound]

Year	Jan.	Oct.	Nov.	Dec.	Year	Jan.	Oct.	Nov.	Dec.
1912.....		13.4	15.2	15.4	1910.....	26.6	20.0	28.0	31.0
1913.....	15.1	14.6	15.0	15.5	1920.....	31.8	29.0	32.0	33.0
1914.....	15.3	13.8	13.6	14.0	1921.....	34.0	24.0	29.0	31.0
1915.....	13.6	12.7	15.1	10.2	1922.....	29.0	25.0	30.0	35.0
1916.....	16.1	17.0	19.5	20.0	1923.....	31.0	29.0	30.0	29.0
1917.....	20.0	20.0	20.5	23.3	1924.....	24.0	23.0	23.0	26.0
1918.....	22.4	23.0	26.7	27.1	1925.....	29.2	25.8	28.3	32.0

EGGS

[Cents per dozen]

Year	Jan.	Feb.	Mar.	Apr.	May	June	July	Aug.	Sept.	Oct.	Nov.	Dec.
1908.....		23	18	18	19	19	20	20	20	22	26	29
1910.....	20	20	20	18	18	18	17	18	20	24	27	30
1911.....	24	16	14	14	14	13	14	15	18	21	20	20
1912.....	29	28	22	18	17	17	17	18	20	24	28	28
1913.....	24	20	17	15	16	17	16	17	22	25	31	32
1914.....	28	25	24	16	17	16	16	18	22	22	28	32
1915.....	33	22	15	17	16	15	16	16	20	25	30	30
1916.....	29	21	17	18	19	19	20	21	25	30	34	37
1917.....	40	30	24	20	31	28	29	29	36	37	40	45
1918.....	50	43	20	30	30	28	33	34	38	44	52	59
1919.....	53	32	33	37	41	33	38	43	49	56	66	69
1920.....	03	46	37	36	30	35	37	40	42	53	58	71
1921.....	54	27	26	21	18	18	23	28	29	40	53	51
1922.....	28	31	17	21	21	19	19	18	28	35	46	40
1923.....	39	27	24	22	22	18	19	22	20	35	47	44
1924.....	35	35	19	19	19	21	22	25	31	38	47	51
1925.....	50	33	22	24	25	25	27	29	20	37	48	48

TABLE 9.—Indiana: December 1 farm price of crops, 1866-1925<sup>1</sup>

Year	Wheat	Corn	Oats	Barley	Rye	Buck-wheat	Pota-toes	Sweet pota-toes	Tame hay	Wild hay	To-bacco	Sorghum sirup
	Cts. per bu.	Cts. per bu.	Cts. per bu.	Cts. per bu.	Cts. per bu.	Cts. per bu.	Cts. per bu.	Cts. per bu.	Dolls per ton	Dolls per ton	Cts. per lb.	Cts. per gal.
1866	168	31	24	74	72	71	40	---	6.50	---	---	---
1867	158	47	35	87	85	79	69	---	8.33	---	---	---
1868	112	39	34	117	79	71	56	162	8.25	---	---	---
1869	74	55	35	82	60	66	35	129	8.34	---	---	---
1870	90	34	31	75	63	44	75	146	10.29	---	---	---
1871	113	33	30	65	65	67	74	125	11.49	---	---	---
1872	117	26	22	61	58	75	48	107	11.10	---	---	---
1873	112	37	29	98	65	81	78	117	10.59	---	---	---
1874	85	46	40	99	69	50	73	96	12.55	---	---	---
1875	85	34	29	77	65	83	31	91	10.02	---	---	---
1876	93	31	28	73	65	70	51	---	7.86	---	---	---
1877	110	33	23	---	51	---	37	---	6.32	---	---	---
1878	81	27	20	89	51	60	47	---	6.05	---	---	3.5
1879	117	34	28	78	71	70	41	75	9.84	---	---	5.0
1880	99	40	33	81	70	78	59	89	10.30	---	---	5.0
1881	127	60	42	105	93	99	100	---	12.29	---	---	7.0
1882	90	48	35	75	67	77	50	100	9.00	---	---	7.0
1883	95	41	32	55	65	90	33	80	8.50	---	---	7.5
1884	97	34	27	57	54	67	35	85	7.30	---	---	0.7
1885	86	20	25	55	60	65	38	75	7.79	---	---	9.0
1886	70	32	27	57	52	58	38	72	6.50	---	---	6.0
1887	72	45	29	65	54	67	65	121	10.47	---	---	5.0
1888	94	31	26	63	56	70	38	77	10.48	---	---	7.0
1889	71	27	21	44	42	58	20	81	7.75	---	---	5.8
1890	88	47	41	65	60	65	92	102	8.18	---	---	7.5
1891	80	38	32	50	78	63	37	85	7.70	---	---	6.8
1892	64	40	34	62	62	58	72	---	7.80	---	---	5.9
1893	53	36	28	45	45	56	63	---	9.16	---	---	7.3
1894	46	37	30	45	42	56	74	84	7.58	---	---	5.2
1896	57	23	26	40	42	58	31	72	12.03	---	---	8.8
1896	80	19	16	33	36	51	25	59	7.18	---	---	4.5
1897	89	21	19	44	42	49	62	76	5.90	---	---	---
1898	63	25	23	44	43	51	41	---	5.60	---	---	---
1899	64	27	23	45	48	59	43	78	7.80	---	0.7	---
1900	70	32	23	47	50	61	38	08	9.75	---	6.0	---
1901	70	55	38	51	53	61	90	94	9.28	---	5.0	---
1902	68	36	28	46	40	58	41	74	8.07	---	7.0	---
1903	78	36	32	50	53	70	60	85	8.60	---	0.2	---
1904	100	41	30	48	69	70	45	74	8.58	---	8.5	---
1905	82	38	27	45	60	65	58	75	7.54	---	6.0	---
1906	70	36	32	62	58	64	57	82	12.60	---	6.8	---
1907	88	45	42	67	72	73	65	90	12.00	---	9.8	---
1908	98	60	47	65	74	78	84	102	8.80	---	12.0	---
1909	110	50	39	63	74	77	52	84	10.50	---	11.0	54
1910	87	40	31	56	68	70	50	83	11.90	---	9.5	54
1911	89	54	43	75	50	74	87	96	16.80	---	7.8	54
1912	93	42	30	60	68	73	50	89	11.40	---	9.0	55
1913	88	60	38	50	62	75	84	103	14.10	---	11.0	58
1914	103	58	45	67	85	78	50	90	14.10	8.70	9.0	60
1915	102	51	34	65	82	80	56	90	11.00	7.30	7.3	---
1916	169	84	51	76	119	112	177	150	10.90	6.60	13.0	48
1917	203	125	63	104	160	155	139	165	18.70	14.20	20.0	101
1918	208	119	67	104	152	160	135	195	19.80	14.30	20.7	140
1919	210	125	69	118	140	150	195	215	21.60	14.20	35.2	147
1920	167	69	46	87	130	120	133	160	19.30	13.00	14.0	140
1921	166	37	25	48	73	100	145	150	13.00	9.00	15.0	100
1922	112	56	40	68	79	100	84	120	11.20	8.50	17.0	95
1923	98	62	39	65	73	95	86	125	15.80	10.00	14.0	100
1924	142	94	48	77	106	103	80	142	12.50	7.10	16.0	105
1925	165	55	37	71	85	85	---	190	15.50	11.00	18.0	112

<sup>1</sup> These prices are issued by States in December each year and published in supplements to Crops and Markets. Prices for recent years appear in current issues of the Yearbook. The full series for any single State is not available in this form elsewhere.

TABLE 10.—Indiana: January 1 farm values of livestock per head, 1867-1928<sup>1</sup>

Year	Horses	Mules	Milk cows	Other cattle	Sheep	Hogs	Year	Horses	Mules	Milk cows	Other cattle	Sheep	Hogs
	Dolls.	Dolls.	Dolls.	Dolls.	Dolls.	Dolls.		Dolls.	Dolls.	Dolls.	Dolls.	Dolls.	Dolls.
1867	54.17	04.95	28.83	18.25	1.81	3.51	1897	31.81	36.08	23.72	21.08	2.71	6.05
1868	48.35	55.75	20.22	17.50	1.36	3.01	1898	36.13	49.54	29.20	25.25	3.54	8.17
1869	53.92	57.29	20.90	18.06	1.20	4.85	1899	33.77	44.44	31.10	29.03	3.95	4.92
1870	61.86	67.81	33.31	23.14	1.43	6.52	1900	60.83	55.28	33.76	32.65	4.00	5.90
1871	65.38	67.15	34.78	23.03	1.64	5.46	1901	63.07	64.05	31.53	22.75	3.78	6.93
1872	61.21	62.93	30.77	20.40	2.33	4.52	1902	70.42	71.78	30.11	21.74	3.29	7.70
1873	60.41	64.09	27.39	21.37	2.52	3.22	1903	73.68	76.47	32.11	22.81	3.44	8.24
1874	69.41	62.10	28.93	18.79	2.41	4.00	1904	80.12	82.24	30.57	21.13	3.45	6.17
1875	67.39	57.88	23.58	17.80	2.16	5.00	1905	87.42	87.21	29.03	18.50	3.81	6.77
1876	54.22	62.90	24.06	17.25	2.30	6.70	1906	93.87	97.55	31.45	23.56	4.87	8.45
1877	50.73	59.26	24.75	16.42	2.07	6.07	1907	110.00	118.00	33.00	21.00	5.33	3.00
1878	49.82	59.14	25.97	17.65	2.68	5.03	1908	105.00	111.00	33.00	21.00	5.00	6.00
1879	48.42	51.09	23.68	17.40	2.14	2.97	1909	107.00	112.00	35.00	21.50	4.50	6.10
1880	64.60	60.72	25.09	18.65	2.29	4.70	1910	122.00	125.00	41.00	24.50	5.20	10.30
1881	64.77	62.70	24.46	19.03	2.72	5.23	1911	128.00	130.00	44.60	25.70	5.09	9.30
1882	66.27	68.20	28.67	23.30	2.65	6.80	1912	118.00	124.00	41.00	24.50	4.20	7.70
1883	72.85	81.77	31.55	25.70	2.83	7.64	1913	117.00	122.00	45.70	30.10	4.60	9.80
1884	77.13	85.81	35.00	26.85	2.81	6.16	1914	116.00	121.00	53.00	33.90	4.90	10.30
1885	77.32	85.63	33.34	28.08	2.38	5.63	1915	114.00	117.00	55.00	35.20	5.40	10.30
1886	75.47	81.67	30.30	25.42	2.10	4.66	1916	104.00	111.00	54.50	34.80	6.10	8.50
1887	77.50	83.49	27.78	24.17	2.48	5.37	1917	108.90	114.00	58.50	39.00	8.20	11.50
1888	81.09	84.32	27.35	22.44	2.55	5.94	1918	105.00	119.00	70.00	46.00	12.80	20.20
1889	81.65	82.80	26.50	21.47	2.70	6.89	1919	103.00	125.00	85.00	52.40	13.90	23.30
1890	78.91	80.67	21.48	18.82	3.07	5.42	1920	106.00	123.00	88.00	60.70	11.80	19.00
1891	78.35	79.20	21.50	18.07	3.58	4.76	1921	95.00	111.00	85.00	37.60	0.00	13.00
1892	73.64	70.39	23.25	19.28	3.70	4.04	1922	82.00	87.00	63.00	27.50	5.20	11.00
1893	70.24	70.38	24.50	20.19	3.84	7.68	1923	75.00	81.00	53.00	31.20	8.00	11.00
1894	60.31	56.20	24.19	20.11	2.30	6.63	1924	67.00	75.00	55.00	31.50	8.40	9.80
1895	39.08	43.44	24.65	16.83	1.89	6.63	1925	69.00	76.00	57.00	31.00	10.60	11.90
1896	34.18	37.77	24.70	20.60	2.30	4.72	1926	78.00	86.00	62.00	35.20	11.60	15.70

<sup>1</sup> These prices are issued by States in January or February each year and published in supplements to Crops and Markets. Values for recent years appear in current issues of the Yearbook. The early years of the series are available only in the issues in which published at the time, only a few years in any one place.

TABLE 11.—Indiana: January 1 farm values of livestock per head by ages and groups, 1894-1928<sup>1</sup>

Year	Horses			Mules			Cattle			Sheep				Rams
	Under 1 year old	1 and under 2 years	2 years and over	Under 1 year old	1 and under 2 years	2 years and over	Under 1 year old	1 and under 2 years	2 years and over	Under 1 year old	Ewes 1 year and over	Wethers 1 year and over	Dolls.	
	Dolls.	Dolls.	Dolls.	Dolls.	Dolls.	Dolls.	Dolls.	Dolls.	Dolls.	Dolls.	Dolls.	Dolls.		
1894	24.65	34.02	69.90	27.17	39.44	66.97	7.83	14.17	27.27	2.03			2.57	
1895	17.79	27.23	40.88	20.80	30.47	51.80	7.88	13.49	27.02	1.65			2.01	
1896	18.72	23.80	40.95	17.31	25.50	45.48	8.64	14.54	27.68	1.92			2.48	
1897	18.09	21.97	38.09	17.74	25.50	42.89	8.61	15.00	28.37	2.23			2.94	
1898	17.00	25.50	42.90	19.80	28.16	48.33	10.90	18.65	33.48	2.90			3.85	
1899	19.05	28.40	47.31	21.70	31.10	62.94	12.80	21.60	38.33	3.25			4.30	
1900	23.95	35.70	60.71	27.05	39.05	65.74	14.65	24.15	43.05	3.30			4.25	
1901	27.76	40.73	67.76	29.78	43.07	71.85	13.17	21.69	38.62	3.11			4.08	
1902	29.96	45.29	75.75	32.56	47.97	80.66	12.12	20.49	37.63	2.81			3.63	
1903	34.63	52.58	78.88	38.16	66.44	84.70	13.67	23.23	35.95	2.97	3.76		4.14	
1904	37.00	57.32	85.48	40.08	60.59	91.24	12.56	21.63	33.43	3.06	3.70		4.05	
1905	39.00	60.65	93.53	42.98	67.51	90.23	12.00	19.90	30.43	3.49	4.02		4.26	
1906	44.50	68.09	100.00	48.00	73.00	108.00	12.60	21.00	32.00	4.40	5.50		5.50	
1907	53.00	80.00	117.00	58.00	87.00	131.00	13.00	22.00	32.00	4.00	6.00		6.00	
1908	60.00	79.00	112.00	57.00	83.00	122.00	13.00	21.50	31.50	4.25	5.65		6.00	
1909	51.00	78.00	114.00	58.00	84.00	123.00	12.75	22.50	33.00	3.80	5.00		5.00	
1910	58.00	90.00	130.00	65.00	95.00	130.00	15.00	25.20	37.80	4.40	5.80		5.80	
1911	62.00	91.00	138.00	66.00	98.00	143.00	16.00	26.30	39.30	4.20	6.40		5.40	
1912	60.00	87.00	125.00	64.00	92.00	137.00	15.30	25.00	37.50	3.60	4.30	4.30	8.10	
1913	50.00	87.00	127.00	62.00	93.00	135.00	18.10	31.00	47.00	4.20	4.60	4.70	8.80	
1914	50.00	86.00	125.00	62.00	92.00	133.00	21.00	35.00	52.00	4.40	5.00	5.10	8.40	
1915	54.00	82.00	123.00	59.00	87.00	130.00	22.00	36.00	54.00	4.80	5.50	5.40	8.70	
1916	49.00	76.00	113.00	53.00	80.00	123.00	23.00	38.50	55.00	5.30	6.40	6.00	7.30	
1917	51.00	78.00	117.00	56.00	84.00	127.00	24.00	40.00	60.00	7.00	8.00	8.10	9.40	
1918	46.00	74.00	114.00	58.00	80.00	132.00	28.00	46.00	69.00	10.90	13.50	12.60	15.50	
1919	47.00	72.00	112.00	62.00	91.00	139.00	32.00	64.00	81.00	11.20	14.90	13.70	18.00	
1920	40.00	71.00	110.00	63.00	92.00	142.00	32.00	63.00	79.00	10.30	12.20	11.50	15.00	
1921	41.00	64.00	99.00	58.00	82.00	124.00	24.00	39.00	58.00	6.90	6.50	6.70	8.50	
1922	35.00	63.00	85.00	41.00	62.00	97.00	18.50	30.50	45.00	5.70	5.00	5.10	6.50	
1923	34.00	61.00	77.00	40.00	58.00	88.00	20.50	33.00	48.00	8.00	8.00	7.50	8.60	
1924	30.00	45.00	60.00	34.00	51.00	80.00	20.00	32.00	47.00	8.20	8.40	7.50	9.50	
1925	32.00	47.00	70.00	35.00	51.00	80.00	20.00	32.00	47.00	10.40	10.60	0.50	12.00	
1926	38.00	55.00	80.00	41.00	60.00	91.00	23.50	37.00	53.00	10.70	11.90	11.00	12.50	

<sup>1</sup> These prices are issued by States in January or February each year and published in supplements to Crops and Markets. They appear for recent years in current issues of the Yearbook. The early years of the series are available elsewhere only in the issues in which they were published at the time.

TABLE 12.—Indiana: Value of farm products per unit by crop-reporting districts, 1924.<sup>1</sup>

Item	Unit	District									State price, if any reported
		1	2	3	4	5	6	7	8	9	
<b>Values for 1924:</b>											
Corn, 56 pounds shelled	Bushel	Dolls. 0.94	Dolls. 0.96	Dolls. 0.96	Dolls. 0.97	Dolls. 0.98	Dolls. 1.03	Dolls. 0.98	Dolls. 1.03	Dolls. 1.05	Dolls. 1.05
Corn cut for silage	Ton	4.30	4.20	4.00	4.80	4.40	4.30	4.40	5.00	5.00	5.00
Winter whe	Bushel	1.29	1.42	1.46	1.30	1.40	1.35	1.46	1.47	1.40	1.40
Spring whe	do										1.40
Oats	do	.44	.45	.46	.47	.48	.45	.54	.59	.57	
Barley	do	.77	.78	.82	.80	.91	.88	.85	.92	1.00	
Rye	do	1.00	1.02	1.02	1.03	1.00	1.00	1.17	1.17	1.15	
Flaxseed	do										2.40
Buckwheat	do	1.10	1.15	1.00	1.20	1.00	1.08	1.00	1.20	1.18	
Sorghums for grain	do										1.20
Soy beans, shelled	do	2.09	2.12	1.90	1.92	1.85	2.09	2.27	2.41	2.35	
Cowpeas, shelled	do	2.08	2.03	1.59	2.42	2.04	1.92	3.16	3.32	2.53	
Tobacco	Pound	189			211	220	132	134	213	184	
Potatoes	Bushel	.78	.73	.73	.88	.92	.88	.84	.80	.83	
Sweet potatoes or yams	do	1.30	1.33	1.53	1.39	1.52	1.59	1.54	1.36	1.27	
Apples	do	1.31	1.50	1.49	1.40	1.45	1.54	1.50	1.27	1.22	
Peaches	do	2.21	2.29	2.24	1.60	2.14	2.49	2.00	1.69	1.95	
Sugar beets for sugar	Ton										8.00
Hay, all kinds	do	10.85	9.50	9.10	10.00	8.60	9.00	13.20	14.00	13.00	
Firewood, cut on farm, 4 by 4 by 8 feet	Cord	5.00	5.60	4.80	3.50	4.20	4.30	3.00	3.70	4.20	
Milk, whole	Gallon	.18	.18	.16	.19	.16	.18	.20	.20	.19	
Butterfat	Pound	.309	.375	.375	.370	.410	.376	.362	.387	.303	
Cream	Gallon	1.31	1.35	1.45	1.43	1.49	1.30	1.30	1.23	1.17	
Wool	Pound	.360	.385	.403	.381	.377	.382	.392	.388	.334	
Mohair	do										.38
Eggs sold	Dozen	.30	.30	.29	.29	.29	.29	.27	.27	.28	
Chickens raised	Head	.93	.88	.86	.87	.81	.85	.72	.75	.78	
<b>Values for Jan. 1, 1925:</b>											
Chickens	do	1.05	1.02	.97	.93	.98	1.05	.84	.89	.85	
Turkeys	do	3.48	3.80	3.20	3.07	2.94	3.26	2.62	3.14	3.18	
Horses and colts, under 2 years	do	41.00	40.00	40.00	34.00	42.00	44.00	32.00	33.00	37.00	
Horses, 2 years and over	do	69.00	74.00	78.00	55.00	70.00	70.00	50.00	53.00	57.00	
Mules and mule colts, under 2 years	do	45.00	40.00	47.00	42.00	45.00	48.00	41.00	42.00	41.00	
Mules, 2 years and over	do	82.00	37.00	60.00	71.00	80.00	88.00	69.00	70.00	73.00	
Beef calves, under 1 year	do	22.80	22.40	23.10	23.00	23.00	22.00	19.00	18.00	17.50	
Beef heifers, 1 year and under 2	do	30.30	31.80	32.70	32.00	33.20	32.40	27.00	23.00	28.00	
Beef cows and heifers, 2 years and over	do	51.30	49.40	51.50	48.00	51.90	51.80	37.40	35.20	41.40	
Steers, 1 year and over	do	45.60	41.00	43.00	40.00	43.00	42.30	34.70	31.20	33.80	
Beef bulls, 1 year and over	do	49.10	46.20	45.70	44.90	42.70	45.70	30.40	33.40	38.30	
Dairy bulls, 1 year and over	do	49.00	49.00	47.00	43.00	48.00	43.00	42.00	40.00	43.00	
Dairy calves, under 1 year	do	18.50	21.60	22.20	19.00	20.20	20.40	18.60	16.80	18.20	
Dairy heifers, 1 year and under 2	do	31.20	34.20	34.50	31.90	33.00	34.70	28.90	26.80	28.30	
Dairy cows and heifers, 2 years and over	do	50.00	50.00	60.00	55.00	63.00	61.00	56.00	45.00	45.00	
Lambs, under 1 year	do	14.40	10.60	11.30	10.60	10.50	10.35	9.30	8.40	9.00	
Ewes, 1 year and over	do	12.40	11.70	12.70	13.60	10.00	11.40	8.50	9.70	9.10	
Rams and wethers, 1 year and over	do	12.00	9.70	11.50	10.00	10.50	9.40	9.00	8.70	9.00	
Goats and kids, all ages	do	4.60	4.60	4.00	3.70	3.70	3.90	3.70	4.30	4.00	
All pigs, 6 months and under	do	6.00	6.10	6.50	6.50	6.50	5.60	5.20	5.80	5.60	
Sows and gilts, 6 months and over	do	20.00	21.00	20.70	18.70	20.30	19.50	17.70	17.30	16.50	
All other hogs, 6 months and over	do	17.40	16.00	16.20	16.00	17.20	15.40	16.20	15.40	15.80	

<sup>1</sup> These values were especially collected for 1924 and Jan. 1, 1925.



TABLE 13.—*Indiana: Wages of hired farm labor, 1866-1926*<sup>1</sup>

Year and month	Rates per month		Rates per day		Year and month	Rates per month		Rates per day	
	With board	Without board	With board	Without board		With board	Without board	With board	Without board
1866.....	Dolls.	Dolls.	Dolls.	Dolls.	1914.....	Dolls.	Dolls.	Dolls.	Dolls.
1869.....	13.38	19.51	0.75	1.02	1915.....	22.10	30.10	1.23	1.56
1874 or 1875.....	14.01	21.01	.82	1.13	1916.....	24.30	33.50	1.35	1.73
1877 or 1879.....	12.68	20.08	.69	.89	1917.....	20.09	41.09	1.25	2.19
1879 or 1880.....	14.15	21.37	.73	.97	1918.....	34.08	47.08	2.15	2.85
1880 or 1881.....	14.62	21.15	.73	1.00	1919.....	38.15	53.38	2.53	3.21
1881 or 1882.....	15.65	23.14	.78	1.08	1920.....	43.60	60.20	2.90	3.95
1884 or 1885.....	15.30	22.20	.80	1.08	1921.....	31.50	44.00	1.80	2.32
1887 or 1888.....	15.30	22.50	.82	1.10	1922.....	39.20	42.70	1.80	2.32
1889 or 1890.....	14.78	22.25	.78	1.05	1923.....	35.40	48.60	2.25	2.83
1891 or 1892.....	15.90	22.75	.76	1.06	1923: January.....	31.50	45.00	1.70	2.25
1893.....	15.69	21.87	.81	1.01	April.....	33.00	47.50	1.80	2.40
1894.....	14.59	20.42	.73	.92	July.....	30.64	50.92	1.99	2.63
1895.....	14.88	20.97	.71	.95	October.....	30.65	50.10	2.45	3.14
1898.....	14.07	20.76	.77	1.01	1924: January.....	35.00	48.00	2.25	3.00
1899.....	15.45	21.87	.84	1.07	April.....	37.00	50.00	2.10	2.75
1902.....	10.98	23.94	.92	1.18	July.....	30.00	48.00	2.15	2.80
1906.....	10.35	26.62	1.10	1.38	October.....	35.00	48.00	2.22	2.87
1909.....	21.40	27.01	1.13	1.38	1925: January.....	33.00	47.00	2.00	2.68
1910.....	20.50	28.40	1.14	1.45	April.....	36.00	48.00	2.00	2.60
1911.....	21.00	28.40	1.18	1.48	July.....	35.00	47.00	2.05	2.65
1912.....	21.00	20.60	1.23	1.54	October.....	35.00	48.00	2.20	2.85
1913.....	22.30	30.20	1.25	1.59	1926: January.....	34.00	47.00	2.00	2.85

<sup>1</sup> Wages of hired farm labor are now published quarterly as collected in Crops and Markets supplements. Revised averages for the United States were published in the April, 1926, Supplement to Crops and Markets, but the State figures have not been heretofore published as an entire series.

TABLE 14.—*Indiana: Farm lands, value per acre, 1912-1926*<sup>1</sup>

Year	All farm lands		Plow lands			Year	All farm lands		Plow lands		
	With improvements	Without improvements	Poor	Good	All		With improvements	Without improvements	Poor	Good	All
1912.....	Dolls.	Dolls.	Dolls.	Dolls.	Dolls.	1920.....	Dolls.	Dolls.	Dolls.	Dolls.	Dolls.
1913.....	82	64	-----	-----	-----	1921.....	145	113	80	150	110
1914.....	80	68	-----	-----	-----	1922.....	127	100	71	137	109
1915.....	87	66	-----	-----	-----	1923.....	104	80	56	168	85
1916.....	90	72	-----	-----	-----	1924.....	100	77	54	105	82
1917.....	98	78	57	108	84	1925.....	94	72	51	101	78
1918.....	103	81	60	119	87	1926.....	92	70	49	96	74
1919.....	114	90	67	120	96		86	66	48	90	70
1910.....	120	97	88	126	100						

<sup>1</sup> The values of all farm lands have been collected from crop correspondents since 1912 and have been drawn on for various purposes, but not previously published as a series by States.

The values of plow lands have been published as prepared in supplements to Crops and Markets and its predecessors and in the Yearbooks of the department, a few years at a time. The full series to 1926 by States is here published for the first time.

TABLE 15.—Illinois: Monthly farm price<sup>1</sup>

WHEAT

[Cents per bushel]

Year	Jan.	Feb.	Mar.	Apr.	May	June	July	Aug.	Sept.	Oct.	Nov.	Dec.
1908	90	88	90	91	90	88	86	87	90	92	95	90
1909	95	102	109	114	120	123	110	99	98	161	104	104
1910	110	110	110	106	101	98	96	96	93	91	89	89
1911	91	90	86	84	85	83	78	70	84	80	90	90
1912	91	92	94	100	106	104	90	91	92	92	90	80
1913	92	94	92	92	92	89	84	82	84	84	85	87
1914	88	88	88	87	87	80	74	87	98	100	101	106
1915	122	134	134	136	134	116	202	98	98	100	101	104
1916	114	114	106	106	104	100	100	125	141	156	160	160
1917	104	173	182	219	250	234	222	214	206	202	202	203
1918	206	206	204	204	204	204	208	209	208	208	208	210
1919	214	215	219	228	232	224	214	210	210	210	210	218
1920	230	231	232	242	268	260	247	232	226	212	180	163
1921	168	103	148	130	127	124	110	106	110	108	101	100
1922	102	116	124	120	118	109	100	96	95	100	105	110
1923	112	114	116	118	116	105	92	88	92	96	96	98
1924	100	101	103	100	100	100	108	118	117	135	136	148
1925	170	175	173	147	100	160	142	151	149	142	140	161

BRAN (AS BOUGHT)

[Dollars per ton]

1910	23.90	26.20	25.60	25.70	25.30	24.90	24.40	23.60	23.20	22.20	22.80	22.80
1911	23.30	23.80	24.00	23.80	24.20	24.10	24.00	24.30	23.90	24.60	24.80	25.40
1912	25.80	27.70	27.00	27.80	27.80	26.90	25.80	25.80	25.40	26.50	24.50	24.50
1913	24.10	24.10	23.60	23.30	23.60	23.10	23.00	23.50	25.70	25.30	25.20	25.00
1914	23.70	26.40	26.50	27.00	26.70	26.50	24.20	26.00	26.00	23.60	25.20	24.80
1915	26.70	27.20	26.90	27.20	27.80	26.90	25.90	25.70	24.70	24.70	24.90	24.30
1916	25.10	25.00	24.30	24.40	24.60	24.40	24.00	24.60	26.00	26.90	30.50	31.40
1917	31.52	34.40	37.70	41.20	43.60	38.30	40.00	41.90	37.00	36.30	38.00	41.50
1918	40.50	50.80	42.70	42.40	42.20	42.90	40.00	37.60	38.90	37.00	38.00	38.40
1919	46.70	49.40	46.70	48.00	47.10	46.80	46.80	45.10	48.10	46.10	47.00	47.10
1920	47.80	48.60	50.60	55.90	59.00	59.00	58.00	55.70	55.80	46.10	43.35	39.70
1921	38.10	34.30	31.80	31.70	28.40	30.70	25.70	24.10	21.15	21.40	22.50	26.00
1922	27.00	29.00	31.00	30.00	29.00	27.00	25.00	24.00	24.00	25.00	28.00	30.00
1923	29.90	33.00	34.90	35.00	35.00	33.50	30.40	26.10	31.00	34.10	34.30	32.90
1924	32.90	33.50	32.60	31.50	33.00	24.00	30.00	31.40	32.00	32.50	34.40	32.10
1925	36.00	35.60	35.60	35.10	35.10	36.60	34.80	33.80	34.80	34.00	33.70	33.50

RYE

[Cents per bushel]

1908	73	72	72	73	74	74	73	73	73	72	74	73
1909	74	74	74	73	72	72	74	74	74	76	76	74
1910	70	70	70	70	70	70	74	75	74	74	74	70
1911	70	70	68	70	70	70	75	76	76	78	83	82
1912	82	82	82	82	86	84	80	80	76	70	70	72
1913	70	70	70	64	62	64	62	65	68	64	64	61
1914	63	62	62	62	64	62	66	67	79	82	83	88
1915	67	61	62	60	60	60	60	68	80	84	83	83
1916	87	88	86	80	84	86	86	91	102	110	118	124
1917	127	130	136	150	176	186	184	173	160	169	166	167
1918	173	193	226	238	200	190	100	153	154	160	160	152
1919	162	140	138	150	160	142	146	147	134	130	132	142
1920	154	150	154	172	188	188	177	168	169	150	150	129
1921	128	127	125	120	120	120	109	99	94	88	82	77
1922	74	73	87	92	84	80	70	74	72	70	74	76
1923	70	80	83	82	80	76	68	65	66	68	72	75
1924	70	67	65	67	65	63	78	80	81	106	114	107
1925	115	125	124	114	100	95	99	93	98	83	81	87

<sup>1</sup> These prices are the estimated prices of farm products received by producers on the 15th of the month as currently reported in the supplements to Crops and Markets, monthly, by States; or, in the case of some products for which prior to January, 1924, prices were reported on the 1st of the month, converted to the 15th of the month by averaging the prices reported on the 1st of two successive months. Prices were first collected monthly in 1908, the list being extended from time to time. All the available monthly prices are shown.

TABLE 15.—*Illinois: Monthly farm price—Continued*

Year	CORN											
	[Cents per bushel]											
	Jan.	Feb.	Mar.	Apr.	May	June	July	Aug.	Sept.	Oct.	Nov.	Dec.
1908	48	60	54	58	64	68	71	74	74	66	58	50
1909	56	59	62	64	63	71	70	68	64	58	52	54
1910	57	59	58	56	54	56	58	58	54	47	40	38
1911	40	40	40	42	45	49	54	59	60	58	55	55
1912	57	60	62	70	78	75	72	72	69	58	40	41
1913	43	46	40	49	53	56	60	67	72	68	64	64
1914	62	60	62	64	66	68	70	76	78	70	64	62
1915	67	69	68	72	74	72	74	74	70	62	56	58
1916	64	65	65	67	69	70	73	73	80	82	84	84
1917	88	95	104	128	160	157	183	180	170	161	126	113
1918	120	130	133	132	129	128	136	143	143	128	119	127
1919	127	122	132	140	162	170	182	186	182	132	127	134
1920	140	143	146	162	176	184	166	148	129	93	68	60
1921	53	54	54	52	54	51	54	52	48	40	36	38
1922	40	46	50	51	54	54	56	56	56	58	58	62
1923	64	66	68	72	78	77	80	80	80	77	70	66
1924	67	68	69	71	72	76	96	104	108	104	94	106
1925	108	107	104	99	103	106	102	100	90	72	64	60

## OATS

[Cents per bushel]

1908	45	45	47	49	50	49	48	40	46	46	46	47
1909	48	50	52	53	54	54	48	40	37	38	38	40
1910	42	44	44	42	40	40	38	34	30	30	30	30
1911	30	30	29	30	30	34	37	38	40	42	42	42
1912	44	46	50	62	63	50	42	32	30	30	30	30
1913	39	32	32	31	33	36	37	38	39	38	38	38
1914	37	37	38	38	38	37	36	38	42	44	44	44
1915	48	52	54	54	52	47	42	36	32	32	34	30
1916	42	43	40	40	40	38	36	38	40	44	69	60
1917	61	54	57	64	64	62	64	60	54	58	60	68
1918	74	62	66	84	77	71	68	66	66	65	65	67
1919	62	56	58	64	66	66	70	71	66	64	66	74
1920	79	82	86	92	96	100	86	66	58	51	40	44
1921	42	39	38	35	34	34	32	28	27	28	28	29
1922	30	32	33	33	33	32	32	30	32	36	38	40
1923	42	44	42	42	44	42	36	33	34	37	38	41
1924	42	43	44	45	44	44	47	46	44	47	45	61
1925	54	51	46	42	41	46	43	39	35	35	35	37

## BARLEY

[Cents per bushel]

1908	63	70	70	69	69	67	64	64	65	65	65	62
1909	66	62	66	67	68	68	64	58	55	54	53	54
1910	56	60	60	60	55	57	59	58	56	56	56	55
1911	58	60	64	72	70	68	68	72	80	88	91	88
1912	99	64	64	98	66	62	62	64	56	54	52	52
1913	51	56	52	50	48	52	54	52	54	56	56	56
1914	56	56	56	53	51	55	54	56	59	59	60	62
1915	61	68	71	66	62	64	64	60	58	60	59	55
1916	60	66	65	64	65	66	64	63	73	84	33	64
1917	102	164	169	190	180	124	122	117	118	120	126	126
1918	158	159	178	174	154	136	120	102	94	91	89	90
1919	87	85	64	108	113	110	108	114	114	111	117	126
1920	132	130	134	148	148	148	137	113	94	87	88	80
1921	72	66	64	61	59	60	58	55	56	52	47	46
1922	48	52	54	54	58	61	58	54	61	52	56	60
1923	60	60	61	61	62	60	58	58	50	58	58	59
1924	60	61	62	65	69	68	73	73	72	70	72	84
1925	84	88	70	81	69	77	73	71	69	65	64	65

TABLE 15.—Illinois: Monthly farm price—Continued

BUCKWHEAT

[Cents per bushel]

Year	Jan.	Feb.	Mar.	Apr.	May	June	July	Aug.	Sept.	Oct.	Nov.	Dec.
1908	83	89	74	87	84	82	78	82	89	88	91	95
1909	100	100	102	104	102	100	98	96	97	92	86	90
1910	92	94	89	95	96	100	96	91	90	90	90	94
1911	94	89	86	86	88	102	105	96	96	88	88	100
1912	102			110	104	104	110	108	102	104	95	85
1913	96	91	96	89	88	88	88			96	86	82
1914	88			100						112	110	100
1916										106	133	135
1917										165	170	165
1918					166	206	242	247				190
1919	212	232	220									
1923	100	110					122					
1924	100											
1925	130	130							139	160	100	

APPLES

[Dollars per bushel]

1910	1.29	1.37	1.21	1.28	1.10	1.44	0.64	0.79	0.90	1.09	1.10	1.29
1911	1.60	1.45	1.56	2.00	1.72	2.50	.89	.58	.50	.49	.65	.81
1912	.90	.95	1.00	1.05	1.15	1.00	.70	.70	.70	.68	.71	.87
1913	.95	1.00	1.08	1.15	1.30	1.25	.60	.61	.60	.65	.83	1.05
1914	1.10	1.20	1.30	1.45	1.24	1.60	1.04	1.00	.85	.75	.78	.90
1915	.94	1.00	1.05	1.10	1.25	1.50	.61	.52	.45	.44	.60	.61
1916	.71	.75	.89	.75	.80	1.00	.75	.92	.94	.98	1.02	1.25
1917	1.50	1.60	1.85	1.87	2.20	1.50	1.30	.95	.94	1.00	1.00	1.50
1918	1.50	1.50	1.56	1.45	1.60	2.20	1.50	1.55	1.50	1.55	1.70	2.05
1919	2.20	2.40	3.10	3.10	3.30		1.70	1.70	1.70	1.90	2.00	2.70
1920	2.60	2.90	3.00	3.20	3.30	3.10	2.00	1.90	1.63	1.59	1.57	1.86
1921	1.82	1.98	2.15	2.27	2.37	2.80	1.97	1.82	2.26	2.48	2.65	2.78
1922	2.83	3.00	3.15	3.25	3.00	3.10	1.39	.85	.80	1.00	1.10	1.40
1923	1.74	1.55	1.74	1.75	1.68	2.71	1.70	1.10	.98	1.13	1.19	1.33
1924	1.43	1.45	1.61	1.00	1.55	2.00	1.50	1.15	1.15	1.17	1.32	1.45
1925	1.45	1.70	1.60	2.19	2.10	2.20	1.53	1.22	1.08	1.10	1.40	1.63

[Dollars per barrel]

1914								3.20	2.75	2.50	2.50	2.80
1915	2.85	2.90	3.05	3.25	3.40	3.00	2.00	1.84	1.70	1.65	1.80	2.25
1916	2.50	2.60	2.60	2.45	2.80	3.30	2.00	3.50	3.00	3.30	3.41	3.86
1917	4.40	4.30	4.80	5.10	5.50	5.00	3.80	3.40	3.20	3.70	4.30	4.90
1918	4.30	5.50	4.95	5.00	5.10	5.00	5.50	5.70	5.25	5.40	5.60	6.25
1919	6.60	7.00	9.00	9.10	9.20		6.40	4.90	4.80	5.50	6.20	8.50
1920	8.00	8.50	8.90	9.20	9.80	10.30	5.80	6.80	4.69	4.64	4.71	6.30
1921	5.78	6.78	6.03	6.03	7.55	8.10	6.20	5.80	6.41	7.76	7.72	8.44
1922	8.88	8.40	8.72	8.80	9.30	9.20	3.65	2.05	2.60	3.25	3.60	4.50
1923	4.50	4.67	4.88	5.30	5.00	5.50	3.80	4.25	3.00	3.80	4.00	4.46
1924	4.70	4.50	5.00	4.50	4.00	5.00	4.20	3.00	3.50	3.50	3.56	4.30
1925	4.60	5.50	5.50	5.50	6.00	7.30	4.35	3.70	3.77	3.00	4.45	4.60

PEACHES

[Dollars per bushel]

Year	July	Aug.	Sept.	Oct.	Year	July	Aug.	Sept.	Oct.
1910		1.14	1.65	1.61	1918	2.70	3.75	3.50	3.15
1911	1.36	1.02	.84	.91	1919	2.10	2.00	2.70	3.20
1912	1.83	1.52	1.46	1.50	1920	3.00	3.20	3.17	2.82
1913		1.10	1.16	1.17	1921	3.19	4.29	3.71	2.98
1914	1.45	1.25	1.05	1.00	1922	1.33	1.50	1.75	1.85
1915	1.00	1.11	1.10	.97	1923	2.60	2.69	2.64	2.54
1916	1.15	1.55	1.50	1.45	1924		1.92	2.20	2.60
1917		2.00	1.95	2.00	1925	2.48	2.60	2.64	2.70

TABLE 15.—*Illinois: Monthly farm price—Continued*

PEARS

[Dollars per bushel]

Year	Aug.	Sept.	Oct.	Nov.	Dec.	Year	Aug.	Sept.	Oct.	Nov.	Dec.
1910.....		1.24	1.19	1.05	1.08	1918.....	1.75	1.50	1.75	1.60	1.35
1911.....	0.92	.91	.80	.85	.89	1919.....	2.60	1.70	1.50	1.70	1.80
1912.....	.92	.82	.73	.70	.79	1920.....	2.39	1.97	1.08	1.25	1.14
1913.....	1.01	.97	.88	.88	.87	1921.....	3.50	2.66	2.15	2.70	
1914.....	1.25	.90	.85	.90	.92	1922.....	1.40		1.00	1.00	1.25
1915.....	.79	.83	.75	.70	.69	1923.....	2.25	1.25	1.06	.94	1.90
1916.....	1.40	1.00	1.00	1.00	1.30	1924.....	1.08	1.20	1.19	1.01	1.14
1917.....	.85	1.15	1.10	.95	1.20	1925.....	2.00	1.42	1.22	1.13	1.16

GRAPES

[Cents per pound]

1910.....		3.9	3.6	3.6	6.0	1918.....	3.7	3.5	4.7	5.0	
1911.....	3.0	3.0	2.3	3.6	4.3	1919.....	4.0	4.0	5.0	6.0	7.0
1912.....	3.1	2.3	2.7	2.5	4.0	1920.....	5.4	4.2	4.0	4.5	5.0
1913.....	2.6	2.4	2.8	4.0		1921.....	6.0	9.0	8.0		
1914.....	2.4	2.5	3.0		4.1	1922.....	3.0		4.0	4.0	3.0
1915.....	2.8	2.6	3.3	3.0		1923.....	5.5	3.5	4.9	5.5	
1916.....	6.0	2.3	3.0	4.7		1924.....	6.5	5.2	5.4	5.9	4.7
1917.....	2.9	3.0	3.2	4.0	6.0	1925.....	4.6	4.9	8.0		

CABBAGE \*

[Dollars per 100 pounds]

Year	Jan.	Feb.	Mar.	Apr.	May	June	July	Aug.	Sept.	Oct.	Nov.	Dec.
1910.....	2.28	2.52	2.35	2.75	3.44	2.65	2.23	1.81	1.64	1.80	1.60	1.00
1911.....	4.60	1.72	1.35	1.40	1.60	2.25	3.29	3.90	2.78	2.00	1.70	2.14
1912.....	1.06	2.72	3.49	3.66	3.81	3.43	2.31	1.92	2.00	1.85	1.60	1.70
1913.....	1.88	1.88	1.69	1.76	2.15	2.70	2.69	2.85	2.75	2.40	2.10	2.10
1914.....	2.35	2.60	2.45	2.75	2.50	2.50	3.00	2.95	2.40	1.60	1.30	1.50
1915.....	2.00	1.80	1.80	2.60	2.80	2.50	1.93	1.45	1.40	1.50	1.10	1.15
1916.....	1.60	1.20	0.90	1.60	2.10	2.80	2.45	2.20	2.90	2.90	3.20	3.90
1917.....	6.20	6.80	6.00	6.10	7.70	6.40	3.60	2.00	2.00	2.05	2.40	2.50
1918.....	3.30	4.40	4.35	4.00	3.75	3.70	3.70	3.25	3.25	2.70	2.60	2.45
1919.....	2.50	2.90	3.49	4.70	4.00	4.50	3.80	4.20	3.90	3.60	3.00	3.70
1920.....	4.60	6.60	5.90	6.40	5.00	4.80	5.50	4.00	3.00	2.59	2.32	2.14
1921.....	3.17	2.90	2.72	3.02	4.14	3.98	4.02	4.22	3.71	3.29	2.88	3.62
1922.....	4.44	3.88	3.79	3.35	4.90	3.40	3.20	2.59	2.50	2.60	2.00	2.00
1923.....	2.18	2.60	4.20	5.60	5.00	4.40	3.00	2.88	2.23	2.00	1.63	2.00
1924.....	2.20	2.60	3.00	3.50		3.50	3.00	2.30	2.10	1.75	1.87	2.25
1925.....	2.50	2.57	2.28	3.30	2.58	2.95	3.60	3.00	2.85	2.30	2.25	2.45

ONIONS

[Cents per bushel]

1910.....	120	99	95	90	75	115	86	96	99	89	99
1911.....	104	100	99	104	108	117	122	117	117	111	112
1912.....	134	160	145	205	168	195	110	107	95	90	88
1913.....	100	85	90	88	100	121	97	121	109	115	120
1914.....	130	150	170	158	170	150	155	190	125	100	93
1915.....	105	100	106	110	120	110	100	82	82	84	90
1916.....	130	125	130	120	130	145	130	130	140	140	155
1917.....	220	450	500	500	470	575	220	145	135	140	165
1918.....	200	170	180	180	150	140	150	150	155	140	140
1919.....	125	150	200	200	230	190	210	220	190	190	210
1920.....	330	320	350	400	470	290	240	210	195	167	142
1921.....	130	143	128	127	157	181	176	178	160	173	142
1922.....	277	304	306	420	360	260	220	165	135	115	234
1923.....	162	178	171	200	210	250	200	169	168	154	125
1924.....	210	210	200	180	200	210	220	195	180	171	184
1925.....	197	233	226	232	248	381	250	250	194	165	181

TABLE 15.—*Illinois: Monthly farm price—Continued*

POTATOES

[Cents per bushel]

Year	Jan.	Feb.	Mar.	Apr.	May	June	July	Aug.	Sept.	Oct.	Nov.	Dec.
1908	74	74	70	82	82	94	98	90	88	87	84	84
1909	85	90	103	114	120	114	92	73	69	66	62	64
1910	66	62	58	48	43	47	58	61	69	70	62	60
1911	60	60	60	62	66	99	150	156	118	87	84	92
1912	100	110	123	143	147	134	105	74	65	60	58	60
1913	62	63	60	59	66	67	76	90	96	92	86	86
1914	86	86	80	90	90	109	126	112	95	80	64	63
1915	86	68	68	67	65	63	58	52	48	50	56	96
1916	85	101	105	102	104	112	106	168	134	164	168	181
1917	208	232	274	312	338	296	214	162	138	141	148	149
1918	146	156	140	114	96	124	140	138	150	152	144	146
1919	140	135	136	136	144	162	198	229	218	193	191	201
1920	237	271	320	440	506	515	450	310	219	162	143	142
1921	131	120	118	110	107	120	154	182	188	166	140	136
1922	140	142	140	140	142	160	154	144	117	96	88	90
1923	91	90	98	108	112	123	124	115	107	96	90	93
1924	93	97	100	105	100	120	150	101	88	74	68	78
1925	85	88	84	77	60	66	184	158	142	149	235	245

SWEET POTATOES

[Cents per bushel]

1910	90	94	66	78	76	76	84	103	95	93	90	
1911	100	130	113	98	101	68	152	119	142	102	94	118
1912	116	140	132	143	138	215	125	124	107	97	87	101
1913	116	119	113	125	94	150	135	125	130	165	102	110
1914	115	125	116	168	---	144	---	140	130	160	82	100
1915	100	119	120	120	102	---	90	100	100	85	83	90
1916	100	100	100	93	97	100	125	150	165	100	110	100
1917	130	150	200	200	190	---	---	130	165	140	140	170
1918	150	160	180	175	175	---	200	200	220	200	175	200
1919	190	180	210	210	210	---	---	230	230	210	200	200
1920	210	210	260	300	250	260	240	220	231	191	174	175
1921	201	183	173	188	219	170	196	240	193	149	142	145
1922	147	157	304	155	150	109	---	150	145	130	110	115
1923	122	133	144	160	140	130	---	176	173	128	137	160
1924	180	170	190	200	200	170	---	199	185	145	146	185
1925	219	260	234	206	248	---	270	278	213	200	198	182

TOMATOES

[Cents per bushel]

Year	July	Aug.	Sept.	Oct.	Year	July	Aug.	Sept.	Oct.
1912	110	61	46	55	1919	310	180	120	110
1913	47	105	85	85	1920	280	190	166	98
1914	200	120	85	68	1921	362	136	103	106
1915	150	47	51	55	1922	250	75	---	75
1916	106	92	89	95	1923	310	161	100	92
1917	340	90	100	92	1924	---	117	100	100
1918	180	115	95	120	1925	330	230	89	88

TURNIPS

[Cents per bushel]

Year	Jan.	Feb.	Nov.	Dec.	Year	Jan.	Feb.	Nov.	Dec.
1912	---	---	42	44	1919	73	89	140	120
1913	---	---	52	53	1920	130	130	90	91
1914	48	50	45	39	1921	89	79	74	82
1915	44	47	40	43	1922	79	85	60	80
1916	48	48	60	60	1923	90	70	67	66
1917	75	65	60	70	1924	73	65	81	81
1918	75	70	83	90	1925	87	105	96	93

TABLE 15.—*Illinois: Monthly farm price—Continued*

BEANS, DRY

[Dollars per bushel]

Year	Jan.	Feb.	Mar.	Apr.	May	June	July	Aug.	Sept.	Oct.	Nov.	Dec.
1910						2.53			2.43	2.36	2.60	2.36
1911	2.39	2.53	2.26	2.35	2.43	2.38	2.52	2.47	2.55	2.42	2.60	2.68
1912	2.51	2.59	2.70	2.55	2.70	2.73	2.60	2.30	2.44	2.42	2.52	2.68
1913	2.65	2.47	2.38	2.48	2.42	2.45	2.55	2.42	2.59	2.56	2.35	2.43
1914	2.45	2.55	2.60	2.50	2.50	2.50	2.45	2.60	2.75	2.50	2.55	2.70
1915	2.93	3.13	3.15	3.58	3.05	3.58	3.24	2.50	2.80	3.30	3.42	3.45
1916	3.40	4.03	3.83	3.05	4.16	4.33	4.09	5.30	6.05	5.90	6.90	6.90
1917	6.50	6.70	7.70	8.10	9.80	9.60	10.00	8.00	9.40	8.45	9.35	9.15
1918	9.00	9.20	9.75	9.75	9.15	9.10	9.16	9.50	8.00	7.50	7.50	7.20
1919	7.20	6.50	6.90	5.70	6.20	6.40	6.20	6.30	7.00	6.80	7.10	6.20
1920	6.50	6.20	6.10	5.50	5.40	6.00	6.36	5.40	4.57	4.73	4.56	3.74
1921	4.18	3.78	3.52	3.50	3.58	3.33	3.53	3.38	3.72	3.56	3.43	3.49
1922	3.04	3.70	4.03	4.55	4.50	5.00	5.50	5.75	4.80	4.00	4.50	4.50
1923	4.66	5.20	5.60	5.30	4.60	5.20	4.70	3.60	3.90	3.60	4.50	4.00
1924	4.00	4.00	3.50	3.50	3.70	3.70	3.80	3.83	4.00	3.80	3.77	4.20
1925	4.00	4.10	3.90	3.20	4.10	3.05	4.35	3.40	4.00	3.50	3.66	4.11

SOY BEANS

[Dollars per bushel]

Year	Jan.	Feb.	Oct.	Nov.	Dec.	Year	Jan.	Feb.	Oct.	Nov.	Dec.
1913			1.62	2.35	2.33	1920	5.00	5.80		3.92	3.00
1914	1.50	2.40		2.75	2.50	1921	2.17	2.75	2.88	1.42	2.75
1915	2.50	2.50	1.60		2.33	1922	1.67	2.07	1.50	1.30	1.30
1916	2.00	3.00	2.00	2.00		1923	2.00	1.90	1.14	1.09	1.70
1917		2.70			3.50	1924	2.00	2.00	1.50	1.57	2.00
1918	3.40	3.35	4.00		3.60	1925	2.50	2.20	1.65	1.54	1.77
1919	4.00	4.60		4.20	4.80						

COWPEAS

[Dollars per bushel]

Year	Jan.	Feb.	Mar.	Apr.	May	June	July	Aug.	Sept.	Oct.	Nov.	Dec.
1915		2.23	2.26	2.32	2.31	2.16	1.91	1.99	2.00	1.44	1.92	1.88
1916	1.74	1.98	1.75	1.99	1.74	1.70	1.50	1.40	1.40	1.60	1.65	1.80
1917	2.00	2.25	2.50	2.85	3.50	3.50	3.00			2.10	2.60	2.10
1918	2.50	3.00	2.90		3.60	2.80	2.50			2.65	3.18	2.90
1919	2.05	3.00	3.18	2.80	3.40	4.30	3.90	4.10	3.40	2.80	3.40	3.50
1920	3.40	4.30	4.60	5.00	5.70	5.90		5.80	3.38	2.64	2.84	2.36
1921	2.38		2.43	2.45	2.80	3.40	3.25	3.00	2.36	1.68	1.35	
1922	1.61	1.70	1.83	1.80	1.80	1.75	1.70	1.50	1.25	1.15	1.30	1.60
1923	1.61	1.83	1.83	2.00	2.30	2.35	2.30		2.00	2.20	1.88	1.90
1924	2.20	2.10	2.30	2.40	2.60	2.70	2.60	2.73		2.22	2.26	2.20
1925	2.50	3.00	3.40	3.40	3.10	3.45	3.50	3.50	2.20	2.40	2.60	2.56

BROOMCORN

[Dollars per ton]

1910	211	217	217	222	209	154	196	161	168	116	104	103
1911	87	87	86	85	88	79	77	95	120	145	177	168
1912	142	125	125	110	120	108	100	100	95	100	105	84
1913	83	77	77	84	60	62	63	165	140	131	140	113
1914	110	135	120	110	110	105	110	100		130	90	85
1915	82	85	85	95	105	97	120	97		106	125	136
1916	140	130	140	124	125	122	128		130	190	182	220
1917	225	250	300	325						350	450	400
1918		384	425	350		340				468	400	250
1919	150		260	200	200					290	330	313
1920	282	245	150	200						141	250	175
1921	105	140	130	140	110	105	101	103	105	112	125	120
1922	100	120	100							250	200	300
1923				375		300		300		255	235	230
1924	210	195	195	195	175	150	155	155	210	200	150	125
1925	130	125	125	120	115	115	140	155	235	235	195	207

TABLE 15.—Illinois: Monthly farm price—Continued

COTTONSEED MEAL (AS BOUGHT)

[Dollars per ton]

Year	Jan.	Feb.	Mar.	Apr.	May	June	July	Aug.	Sept.	Oct.	Nov.	Dec.
1910						28.50		31.70	31.00	31.00	29.00	28.00
1911	30.00	30.20	28.10	31.20	30.00	29.30	30.10	30.70	20.30	31.80	30.30	31.40
1912	31.00	31.00	30.70	31.40	31.90	31.10	32.80	31.40	30.20	29.10	20.90	30.30
1913	30.50	30.60	29.70	30.80	30.30	30.50	29.80	30.70	31.50	31.20	31.60	31.70
1914	31.20	30.90	32.40	32.10	31.50	32.80	32.00	32.20	30.80	30.00	29.80	20.70
1915	29.00	31.30	31.70	31.30	32.00	31.80	31.30	30.80	31.50	32.80	34.80	30.00
1916	37.80	38.20	35.50	35.80	36.40	34.30	34.80	34.00	36.30	37.50	40.30	43.00
1917	39.00	44.20	43.70	45.00	44.00	40.20	43.00	51.50	50.00	49.30	63.60	57.70
1918	57.30	59.70	57.20	54.50	57.80	55.60	50.30	54.50	57.40	60.00	64.30	63.40
1919	64.70	65.00	65.45	65.80	66.50	68.00	62.80	73.50	79.70	78.10	73.00	81.60
1920	83.80	80.00	82.20	81.00	76.80	82.10	78.40	81.10	63.50	63.70	62.50	48.80
1921	45.30	41.10	42.70	41.45	41.80	36.30	44.25	42.00	44.40	42.00	45.10	45.00
1922	48.00	47.00	48.00	40.00	40.00	48.00	51.00	45.00	44.00	44.00	53.00	55.00
1923	56.00	58.50	58.00	56.00	57.00	60.00	52.00	51.80	55.00	56.00	55.00	58.00
1924	55.50	52.50	51.00	51.50			55.00	55.10		47.20	50.00	52.00
1925	53.00	51.00	51.70	47.80	48.50	51.20	50.40	53.00	50.40	49.40	48.70	47.20

HAY (LOOSE)

[Dollars per ton]

1908	10.94	10.80	10.87	10.75	10.33	0.28	8.15	8.00	8.00	8.00	8.10	8.22
1909	8.25	8.50	8.78	8.95	9.50	9.75	9.25	8.85	9.05	9.40	9.70	10.40
1910	11.50	12.35	12.25	12.05	12.15	11.60	10.75	10.85	11.50	11.80	11.90	12.10
1911	12.25	11.95	11.70	12.05	12.45	13.55	15.80	17.10	10.55	10.55	17.05	17.25
1912	17.55	18.15	19.15	20.55	21.10	19.85	10.55	13.75	13.15	12.60	12.45	12.55
1913	12.30	12.20	12.15	11.80	11.75	11.95	11.90	12.55	13.40	13.60	13.90	14.25
1914	14.30	14.10	13.95	13.95	14.10	14.40	14.55	14.05	14.85	14.65	14.30	14.60
1915	15.00	15.05	14.70	14.65	14.90	14.25	12.35	10.85	10.55	10.75	10.85	11.45
1916	12.05	11.85	11.85	12.30	12.15	11.75	10.55	10.00	10.60	10.90	11.15	11.35
1917	11.90	12.40	12.05	13.55	14.85	15.85	16.50	15.00	15.80	17.05	10.65	20.70
1918	23.40	24.05	24.25	23.10	21.25	18.05	15.00	16.05	18.95	20.70	21.20	21.15
1919	20.95	20.10	20.00	21.20	22.65	22.40	21.25	20.95	20.95	20.90	21.10	22.00
1920	23.65	25.00	25.60	28.75	28.10	28.05	24.35	23.50	23.25	21.80	21.15	20.40
1921	19.85	18.55	17.45	16.50	15.00	15.10	13.85	18.45	13.55	13.15	13.30	13.55
1922	13.55	13.50	13.55	13.75	13.70	12.45	11.40	11.60	11.55	11.40	12.00	12.50
1923	12.15	11.70	12.15	13.05	13.90	13.85	13.35	13.25	13.75	14.00	14.20	16.00
1924	17.00	17.20	17.10	17.50	18.00	17.00	16.80	13.60	13.40	13.00	15.10	18.00
1925	12.80	13.00	13.00	12.80	12.60	10.70	12.70	12.00	13.00	13.40	15.30	14.70

ALFALFA HAY

[Dollars per ton]

1914										16.20	15.80	15.00
1915	16.40	16.50	15.50	16.90	16.30	15.50	13.50	12.80	13.00	11.50	12.10	13.00
1916	13.80	14.10	13.40	14.50	13.60	12.90	12.50	11.60	12.00	12.30	13.30	13.60
1917	14.60	15.70	16.10	16.10	17.80	17.60	16.20	17.00	19.50	20.70	23.50	25.70
1918	27.50	28.20	27.50	26.40	22.80	18.60	16.50	18.30	21.00	23.00	23.10	24.00
1919	26.00	22.60	23.10	26.10	25.00	25.60	25.10	25.10	26.50	25.50	25.70	28.80
1920	27.50	30.00	30.00	32.50	33.10	28.30	28.60	27.60	28.00	25.80	25.10	25.20
1921	24.20	22.10	20.60	20.50	19.60	16.20	16.60	15.80	15.70	15.00	14.60	17.10
1922	16.00	16.00	17.00	17.00	16.00	13.50	13.10	13.60	15.00	16.00	13.50	15.00
1923	18.00	17.60	18.80	18.00	18.00	16.60	15.90	15.20	16.50	18.40	18.00	20.00
1924	18.40	20.60	21.60	20.40	21.60	20.50	20.60	18.00	15.50	16.00	16.60	16.00
1925	16.50	17.00	16.30	15.00	16.10	17.70	16.20	17.30	17.50	18.00	19.00	20.80

CLOVER HAY

[Dollars per ton]

1914										13.40	13.50	13.90
1915	14.30	14.60	14.50	15.00	14.70	13.30	11.50	10.30	10.30	10.00	9.80	10.00
1916	11.00	11.30	11.20	12.00	11.60	11.50	9.60	8.80	9.70	10.00	10.45	10.90
1917	12.00	12.20	12.80	13.40	14.70	15.10	13.00	14.70	16.10	17.20	19.40	21.60
1918	23.30	24.70	24.60	22.80	20.20	16.20	14.10	16.20	18.60	19.00	20.00	20.00
1919	20.30	19.50	20.30	22.00	22.40	22.10	19.00	20.00	21.10	20.50	21.80	22.50
1920	24.10	26.50	26.30	28.20	29.60	28.20	23.70	23.70	24.00	21.00	21.40	21.60
1921	20.10	19.00	17.80	16.00	16.10	14.90	13.00	12.80	13.30	12.90	12.50	14.10
1922	14.00	14.80	14.60	14.60	15.00	13.00	10.60	11.00	11.00	12.00	12.00	12.00
1923	13.20	12.60	12.00	12.70	13.00	13.00	13.00	13.00	14.60	18.00	16.00	17.00
1924	16.40	17.50	18.00	17.60	17.60	16.70	16.00	13.20	13.00	13.10	13.00	13.10
1925	13.60	13.60	12.80	11.70	13.00	11.10	13.00	14.10	14.00	14.90	16.00	16.80



TABLE 15.—*Illinois: Monthly farm price—Continued*

TIMOTHY HAY

[Dollars per ton]

Year	Jan.	Feb.	Mar.	Apr.	May	June	July	Aug.	Sept.	Oct.	Nov.	Dec.
1914										14.90	15.40	15.50
1915	15.90	16.00	15.90	16.30	16.50	15.70	13.80	11.80	11.70	11.70	11.60	12.00
1916	12.50	12.80	12.80	13.20	13.50	13.20	11.39	10.40	11.20	11.50	11.70	12.10
1917	13.00	12.90	13.20	14.00	15.90	17.40	15.80	15.50	16.80	18.10	21.00	22.90
1918	24.80	25.50	24.60	24.40	21.70	10.30	18.10	18.30	21.50	22.10	22.10	22.30
1919	23.00	21.50	22.50	24.70	35.30	24.70	22.80	23.50	23.50	22.20	22.90	23.30
1920	25.10	26.40	27.00	30.00	32.00	29.60	26.20	26.20	26.30	23.80	23.30	22.50
1921	21.10	19.80	19.90	18.40	17.00	16.00	14.90	14.80	16.00	13.40	13.70	14.30
1922	14.00	15.00	15.00	15.00	16.00	14.50	12.50	12.50	12.50	14.00	13.00	13.00
1923	14.00	13.50	13.70	13.40	13.80	15.10	14.00	12.80	14.80	15.60	16.50	17.50
1924	17.00	16.50	17.50	18.00	18.50	18.00	17.00	14.30	13.50	14.00	14.00	13.00
1925	14.50	14.90	13.20	13.70	14.00	12.90	14.30	14.80	15.20	15.90	17.30	16.80

PRAIRIE HAY

[Dollars per ton]

1914										11.70	10.50	11.80
1915	12.70	12.20	12.00	12.80	12.50	12.00	11.00	9.90	10.00	10.50	9.00	10.90
1916	10.40	10.80	10.10	11.50	10.50	10.60	9.50	9.90	9.60	10.50	11.20	10.30
1917	10.30	10.80	11.40	12.20	14.40	14.00	14.40	13.00	13.80	16.20	16.10	17.80
1918	18.80	21.60	20.50	23.80	20.50	16.50	14.30	15.50	15.40	18.50	17.50	
1919		18.40	17.80	18.00	20.90	24.80	20.00	19.60				21.00
1920	21.20	25.20	25.30	27.50	27.70	29.00	27.20	23.00	26.00	21.30	27.90	21.00
1921	15.75	18.80	16.20	15.40	16.60	14.20	14.00	14.30	15.70	15.50	14.10	15.50
1922	16.00	13.00		16.00	17.00		12.00	12.00	12.00	13.00	12.00	12.00
1923	13.50	14.30		13.00	13.00	13.40	12.50	13.20		14.00	11.60	
1924			14.00					13.50				
1925	10.00	9.00		8.70		8.30	7.00	8.00	11.40	10.60	12.30	15.60

CLOVER SEED (AS SOLD)

[Dollars per bushel]

1910	6.06	7.63	7.06	7.40	7.23	6.80	6.20	6.70	7.58	7.60	7.50	7.70
1911	8.10	8.22	8.00	8.48	8.36	8.18	8.52	9.45	10.21	10.50	10.10	10.52
1912	10.83	12.45	12.89	12.75	12.61	11.87	10.67	9.10	9.65	8.98	9.00	9.15
1913	9.65	10.50	10.60	11.20	10.77	10.04	9.48	9.17	7.30	7.20	7.75	7.90
1914	8.35	8.50	8.55	8.45	8.25	8.50	8.75	9.20	9.60	8.80	8.60	8.75
1915	9.20	9.15	9.15	9.05	8.00	8.20	8.00	8.40	8.60	9.55	9.35	9.90
1916	10.20	10.40	10.90	10.00	10.20	10.00	9.20	9.00	8.70	8.50	9.20	9.45
1917	9.00	9.90	10.30	10.10	10.40	10.10	10.60	11.00	10.80	11.20	12.20	13.60
1918	14.80	16.60	17.50	18.40	16.80	16.20	14.20	14.00	14.80	18.20	18.00	19.90
1919	21.50	21.50	22.40	24.70	24.60	23.80	23.70	23.90	23.60	25.40	25.40	27.30
1920	27.20	31.50	32.40	33.25	31.90	26.60	26.60	19.80	16.00	11.50	10.35	10.90
1921	10.60	10.00	11.25	10.50	10.40	9.90	10.40	10.10	10.40	10.40	10.05	10.70
1922	10.90	11.70	12.90	13.50	14.00	10.70	10.80	9.00	8.40	9.00	9.60	10.80
1923	11.20	11.20	11.60	11.20	10.70	11.50	11.30	11.20	11.30	12.00	13.00	12.90
1924	13.50	15.50	14.00	14.00	14.10	14.50	14.00	11.10	11.50	12.50	15.80	18.50
1925	17.00	18.00	18.20	18.00	16.70	16.00	14.80	14.40	13.80	15.10	15.30	16.10

CLOVER SEED (AS BOUGHT)

[Dollars per bushel]

1912						13.00	12.42	10.30	16.57	10.15	9.50	10.10
1913		11.30	11.80	12.32	11.86	11.30	10.37	10.09	8.30	8.10	8.80	8.90
1914	9.20	9.50	9.35	9.55	9.25	9.00	9.00	10.00	10.50	9.90	9.70	9.70
1915	10.15	10.30	10.10	10.80	9.40	9.40	9.70	9.30	9.80	11.50	10.80	11.25
1916	11.70	11.80	12.00	12.30	12.30	11.60	10.40	10.30	10.70	9.90	10.20	10.80
1917	11.30	11.10	11.20	11.60	11.60	11.30	11.80	12.00	11.90	12.40	14.20	15.50
1918	16.20	18.40	19.60	19.60	18.40	18.20	19.00		17.00	19.75	20.60	22.00
1919	24.10	24.10	24.70	26.40	26.40	24.80	26.50	27.70	26.80	28.40	29.20	31.20
1920	31.00	34.10	35.60	35.90	34.70	30.00	30.60	27.50	18.00	13.20	13.25	12.70
1921	13.80	12.40	13.10	12.80	12.75	12.70	11.10	11.00	12.00	11.30	11.00	11.90
1922	12.90	13.60	14.70	15.00	14.40	12.70	12.80	11.00	10.20	10.80	12.00	12.60
1923	12.90	13.60	13.40	13.30	12.70	13.20	13.40	13.90	13.90	13.60	14.10	14.00
1924	14.60	14.70	15.50	15.40	15.20	15.00	14.50	18.90	13.60	14.50	16.00	17.00
1925	18.50	19.00	20.50	20.30	18.80	20.00	18.00	17.40	16.50	16.70	18.30	18.90

TABLE 15.—Illinois: Monthly farm price—Continued

TIMOTHY SEED (AS SOLD)

[Dollars per bushel]

Year	Jan.	Feb.	Mar.	Apr.	May	June	July	Aug.	Sept.	Oct.	Nov.	Dec.
1910									3.75	3.72	3.83	4.00
1911	4.70	4.28	4.44	4.70	4.82	4.55	5.13	5.87	7.04	6.54	6.69	6.85
1912	6.80	7.11	7.28	6.73	6.76	6.07	5.05	2.14	1.94	1.95	1.75	1.70
1913	1.65	1.85	1.85	1.83	2.00	1.75	2.24	2.29	2.35	2.35	2.40	2.50
1914	2.45	2.40	2.45	2.40	2.40	2.50	2.35	2.70	2.90	2.60	2.50	2.70
1915	2.95	3.05	3.00	3.10	3.00	2.95	2.75	2.70	3.00	3.05	3.00	3.00
1916	3.30	3.30	3.30	3.30	3.30	3.40	3.20	2.55	2.10	2.20	2.40	2.50
1917	2.50	2.70	2.50	2.60	3.00	3.30	3.10	3.50	3.30	3.60	3.40	3.80
1918	3.00	4.00	3.80	4.10	4.00	4.00	3.00	3.80	4.00	4.40	4.55	4.80
1919	4.75	4.70	4.90	4.70	4.80	4.80	4.60	4.90	5.00	5.00	5.00	5.10
1920	5.50	6.10	6.10	6.40	6.50	6.20	5.60	4.80	4.50	3.70	4.50	3.70
1921	4.00	3.50	3.10	3.50	3.70	3.00	2.90	2.80	2.30	2.60	2.55	3.00
1922	3.10	3.35	3.10	3.40	3.50	3.00	3.00	2.60	2.20	2.70	2.90	3.10
1923	3.10	3.20	3.20	3.30	3.20	3.10	3.20	2.80	3.60	3.30	3.70	3.50
1924	3.30	3.60	3.80	3.00	3.70	3.50	3.30	3.30	3.00	3.20	3.60	3.50
1925	3.60	3.57	3.10	3.40	3.70	3.00	3.60	3.50	3.55	3.70	3.60	3.70

TIMOTHY SEED (AS BOUGHT)

[Dollars per bushel]

1912						6.78	5.60	2.31	2.52	2.67	2.08	2.10
1913	2.15	2.20	2.10	2.24	2.15	2.15	2.40	2.82	2.80	2.90	2.80	2.85
1914	2.85	2.70	2.85	2.50	2.75	2.95	2.90	3.10	3.25	3.25	3.20	3.20
1915	3.50	3.60	3.55	3.40	3.40	3.40	3.40	3.40	3.50	3.70	3.60	3.60
1916	3.70	3.80	3.80	3.70	3.90	4.00	3.80	3.00	2.00	2.70	2.80	2.90
1917	2.90	3.10	2.80	3.10	3.40	3.90	3.90	4.00	3.70	4.00	3.90	4.20
1918	4.40	4.50	4.50	4.50	4.60	4.20	4.80	4.90	4.90	5.00	5.30	5.25
1919	5.40	5.10	5.40	4.90	5.20	5.30	5.50	6.50	5.00	6.80	7.70	4.40
1920	6.30	6.80	6.90	7.10	6.70	7.20	6.40	5.80	5.10	4.40	4.70	4.80
1921	4.20	4.10	3.90	4.60	3.90	4.00	3.30	3.20	2.80	3.00	3.20	3.65
1922	3.70	4.30	4.20	4.00	4.00	3.60	3.50	3.20	2.70	3.20	3.70	3.70
1923	3.70	3.70	3.90	4.00	3.80	3.70	3.60	3.80	3.00	4.00	3.90	4.00
1924	4.10	4.00	4.30	4.00	4.00	3.90	3.70	4.10	4.16	4.00	3.70	4.10
1925	4.00	4.10	3.70	3.80	3.90	3.90	4.20	4.10	4.30	4.00	4.10	4.10

ALFALFA SEED (AS SOLD)

[Dollars per bushel]

1912						10.20	11.12	12.40	11.00	10.25	11.00	11.00
1913	11.35	9.33	10.91	12.00	10.70	11.00	9.50	10.21	8.30	8.50	7.00	8.90
1914	7.95	8.80	8.30	8.60	8.40	8.55	8.90	9.00	10.00	9.80	9.00	9.00
1915	10.00	10.00	9.70	10.10	9.50	10.00	10.00	9.70	10.75	11.00	10.20	10.60
1916	10.40	11.25	12.00	11.70	12.00	12.30	10.15	10.30	9.50	10.00	10.20	10.50
1917	10.00	9.90	10.00	10.20	10.70	9.80	10.50	11.00	11.60	11.40	11.90	10.60
1918	11.90	13.70	14.20	14.60	14.30	13.80			14.50	13.80	14.50	14.10
1919	16.30	14.00	15.20		13.90	16.00			17.50	17.20	19.20	20.50
1920	23.70	25.90	26.00	27.30	23.30	23.40	20.00	21.00	17.00	14.00	12.80	11.40
1921	13.25	14.20	10.40	10.60	10.50	10.50	9.30	9.50	11.60	9.40	11.70	16.00
1922	10.60	10.50	11.40	12.00	12.00	10.40	10.80	9.00	9.00	9.00	10.80	18.50
1923	11.80		12.50	11.30		11.80	12.30			12.00	13.10	12.00
1924	12.00	13.00	13.50				15.00	12.60		14.00	13.70	14.90
1925	13.00		12.50		18.60	16.00	15.00	15.50	12.50	13.20	14.50	14.50

ALFALFA SEED (AS BOUGHT)

[Dollars per bushel]

1912						11.82	11.75	11.62	11.00	10.67	11.00	11.40
1913	11.92	11.24	11.05	12.41	10.75	11.00	10.64	10.62	9.25	8.50	9.30	9.75
1914	8.65	9.50	9.80	9.85	9.00	9.50	10.00	10.00	10.75	10.20	10.20	10.50
1915	10.70	10.80	10.50	10.60	10.80	10.60	10.30	11.00	11.30	12.10	11.00	10.90
1916	11.70	12.40	12.25	13.10	12.80	13.10	11.20	11.70	12.20	11.50	11.60	12.00
1917	11.50	11.20	11.20	11.30	11.80	12.20	12.00	12.30	11.80	12.10	13.20	13.50
1918	13.00	15.10	15.20	16.00	15.30	14.20			15.50	15.00	15.75	16.00
1919	16.50	15.25	15.50	16.90	15.50	16.30	16.10	16.50	18.00	19.50	20.70	22.70
1920	24.80	27.50	29.10	28.70	28.80	27.00	23.00	22.10	18.70	15.40	13.20	14.20
1921	15.10	16.50	13.90	15.45	14.00	12.70	11.30	12.85	13.00	12.25	13.30	12.80
1922	11.55	13.25	13.30	12.80	14.40	12.50	12.60	10.80	10.80	10.80	13.80	12.00
1923	13.10	13.00	13.20	14.90	12.60	13.30	15.00	13.70	13.10	13.00	13.80	14.70
1924	13.50	14.60	15.00	16.00	15.50	15.00	15.20	14.50	14.40	14.80	16.00	16.30
1925	15.00	15.40	15.70	15.50	17.00	15.40	17.20	15.30	15.30	14.60	15.90	16.20

TABLE 15.—*Illinois: Monthly farm price—Continued*

BEEF CATTLE

(Dollars per 100 pounds)

Year	Jan.	Feb.	Mar.	Apr.	May	June	July	Aug.	Sept.	Oct.	Nov.	Dec.
1910	4.40	5.10	5.00	5.50	5.70	5.40	5.20	5.00	5.20	5.10	4.90	4.80
1911	4.90	5.10	6.00	5.00	4.80	4.80	4.90	5.20	5.10	4.80	5.10	5.00
1912	5.10	6.10	5.30	5.60	6.00	6.10	6.40	6.30	6.50	6.40	6.10	6.10
1913	6.10	6.30	6.80	6.80	6.60	6.80	6.70	6.70	6.70	6.80	6.60	6.50
1914	6.80	7.00	7.00	7.00	7.10	7.00	7.00	7.50	7.40	7.20	7.10	6.80
1915	6.50	6.40	6.40	6.50	6.70	7.00	7.20	7.10	7.00	7.00	6.50	6.50
1916	6.50	6.50	7.10	7.40	7.50	7.80	7.80	7.70	8.00	7.50	7.50	7.60
1917	7.00	8.50	9.00	9.60	9.60	9.00	9.40	9.40	10.40	10.10	9.40	9.70
1918	9.60	9.50	10.10	12.00	11.70	11.90	11.70	11.50	11.70	11.00	10.50	11.30
1919	11.70	11.70	12.10	12.50	12.50	11.40	11.90	11.80	10.20	10.00	10.00	10.10
1920	10.40	10.00	10.00	10.00	10.00	10.40	9.70	9.60	10.50	9.60	8.90	6.90
1921	6.80	6.30	6.70	6.60	6.20	5.90	5.80	5.80	6.60	6.00	5.20	5.40
1922	5.30	5.80	5.90	6.20	6.20	6.60	6.90	7.00	7.10	7.30	6.90	6.70
1923	6.40	6.40	6.70	6.50	6.60	6.70	6.50	7.30	7.00	6.50	6.00	6.60
1924	6.20	6.20	6.30	6.40	6.90	6.80	6.50	6.50	6.70	6.70	6.50	6.40
1925	6.90	6.90	7.30	7.20	7.80	7.70	7.70	8.70	7.80	7.60	7.90	7.50

VEAL CALVES

(Dollars per 100 pounds)

1910	6.90	6.80	7.40	6.80	6.70	6.40	6.30	6.60	6.80	6.60	6.60	6.60
1911	6.60	6.60	6.30	6.00	5.70	5.70	5.90	6.10	6.50	6.70	6.30	6.10
1912	6.30	6.20	6.60	7.00	6.40	6.50	6.50	7.00	7.40	7.50	7.20	7.30
1913	7.40	7.70	8.00	7.00	7.30	8.20	8.00	8.00	8.30	8.30	8.00	8.20
1914	8.30	8.60	8.30	8.20	8.20	8.00	8.30	8.50	8.70	8.50	8.40	7.90
1915	8.00	8.00	8.10	7.70	8.00	8.10	8.40	8.40	8.60	8.70	8.40	8.20
1916	8.30	8.30	8.90	8.60	8.50	9.10	9.20	9.40	9.50	9.30	9.30	9.60
1917	10.00	11.00	10.70	11.50	11.30	11.60	11.80	11.50	12.20	12.50	11.20	12.00
1918	12.10	11.90	12.10	12.50	12.10	12.80	13.50	13.40	13.90	13.40	12.90	13.30
1919	13.50	13.50	13.90	13.90	12.70	13.20	14.20	14.40	14.40	13.70	13.40	13.40
1920	13.90	14.00	13.00	13.80	11.60	12.30	11.60	12.20	13.10	13.20	12.90	9.40
1921	9.80	9.50	9.50	7.00	7.80	7.80	7.70	8.00	0.30	8.40	7.90	7.20
1922	7.70	8.40	8.50	8.10	8.00	8.20	8.20	8.50	8.60	8.50	8.30	5.00
1923	9.00	9.40	8.90	8.20	7.80	8.00	8.50	8.80	9.50	9.00	8.50	8.40
1924	9.30	9.30	9.30	9.00	9.50	9.00	8.60	8.50	8.80	9.20	8.60	9.50
1925	9.50	10.70	10.70	9.80	9.20	8.80	9.30	10.30	10.10	10.40	10.00	10.30

MILK COWS

(Dollars per head)

1910	45.80	48.00	50.20	49.00	49.00	48.30	47.20	46.30	47.60	50.50	48.00	48.00
1911	50.00	50.00	50.70	49.70	49.60	47.00	47.20	47.00	47.20	47.80	46.00	47.10
1912	49.00	47.60	48.40	50.30	49.70	50.00	49.20	50.60	50.30	53.30	50.00	51.00
1913	54.00	58.00	59.30	55.60	58.50	59.00	60.30	58.70	59.90	60.80	61.50	62.40
1914	65.20	66.50	64.70	63.80	64.70	62.50	62.00	62.50	64.00	64.80	64.50	63.90
1915	63.90	63.50	63.80	63.00	63.00	63.50	64.30	64.40	62.40	64.00	64.30	64.50
1916	63.00	63.90	65.20	64.30	67.00	69.40	69.80	68.30	69.00	70.70	69.60	71.50
1917	72.90	75.00	79.00	81.10	78.70	82.00	83.00	83.20	83.90	83.40	85.20	88.20
1918	85.10	86.90	85.50	86.70	98.70	93.70	91.60	91.10	94.00	93.10	92.50	97.00
1919	90.00	99.00	101.00	101.00	103.80	99.90	101.60	102.00	99.40	97.00	98.30	103.70
1920	101.60	100.70	103.90	102.60	97.30	94.70	94.30	92.10	96.00	91.90	87.00	69.00
1921	71.20	62.90	66.20	61.20	61.30	57.30	58.00	55.90	56.50	54.00	54.00	53.00
1922	53.00	54.00	63.00	58.00	59.00	57.00	57.00	54.00	55.00	56.00	56.00	57.00
1923	68.20	58.70	60.00	60.00	60.80	59.00	62.00	60.00	61.30	59.00	62.00	63.80
1924	63.00	62.00	62.50	60.00	63.00	64.00	62.00	61.00	63.00	64.00	62.00	59.00
1925	61.00	62.00	66.40	62.00	64.60	63.10	63.80	63.40	63.60	68.20	65.90	67.10

TABLE 15.—*Illinois: Monthly farm price—Continued*

MILK, WHOLESALE  
[Cents per gallon]

Year	Jan.	Feb.	Mar.	Apr.	May	June	July	Aug.	Sept.	Oct.	Nov.	Dec.
1910.....	20	20	20	20	20	23	20	19	19	20	21	21
1911.....	21	21	19	19	19	20	21	19	21	20	20	22
1912.....	23	21	21	20	20	20	21	21	21	20	20	20
1913.....	10	18	18	19	21	18	18	21	22	18	21	20
1914.....												20
1915.....	20	19	19	19	19	20	20	19	19	19	19	20
1916.....	20	20	20	19	19	20	18	20	20	20	21	21
1917.....	21	23	23	23	24	23	23	24	24	24	29	28
1918.....	30	20	20	28	27	27	27	27	26	26	30	30
1919.....	32	31	33	29	33	31	33	33	35	35	35	38
1920.....	36	38	39	37	36	36	34	37	36	36	36	35
1921.....	34	33	31	33	29	29	28	29	29	27	27	27
1922.....	25	25	28	29	29	29	29	29	28	28	29	28
1923.....	28	30	28	28	26	29	29	29				

[Dollars per 100 pounds]

1923.....									2.55	2.36	2.40	2.67
1924.....	2.70	2.65	2.60	2.50	2.30	2.40	2.10	2.40	2.40	2.31	2.35	2.30
1925.....	2.50	2.40	2.27	2.26	2.14	2.18	2.30	2.26	2.24	2.35	2.37	2.35

BUTTER  
[Cents per pound]

1909.....		24	24	24	23	22	22	22	23	24	26	27
1910.....	28	26	26	24	24	22	22	24	24	26	26	27
1911.....	24	22	22	22	20	20	21	22	23	24	26	27
1912.....	28	27	26	25	24	24	24	24	25	26	27	28
1913.....	28	27	27	26	26	25	25	26	26	27	28	28
1914.....	28	28	26	24	24	23	24	26	27	27	28	28
1915.....	28	26	26	25	25	24	24	24	24	25	27	28
1916.....	28	27	28	28	26	26	26	27	28	30	32	34
1917.....	33	32	32	34	34	34	34	31	30	30	40	41
1918.....	43	44	41	38	38	37	38	40	44	48	51	54
1919.....	51	44	44	48	48	48	48	48	50	52	56	50
1920.....	58	56	56	59	54	52	52	54	54	54	53	49
1921.....	44	40	40	38	32	28	32	34	37	39	40	40
1922.....	36	33	34	34	33	32	32	34	34	37	40	42
1923.....	42	41	40	40	38	37	37	37	40	42	44	46
1924.....	45	43	42	39	39	38	37	36	38	39	39	41
1925.....	40	36	37	39	39	39	39	39	40	43	45	46

BUTTERFAT  
[Cents per pound]

1920.....									57	54	53	43
1921.....	44	39	40	42	27	24	30	37	34	38	39	38
1922.....	32	29	30	30	20	30	30	30	32	30	42	48
1923.....	40	44	44	44	43	35	34	36	41	43	47	47
1924.....	52	50	45	39	36	35	35	38	36	33	35	39
1925.....	38	36	42	39	37	30	38	39	40	45	45	45

HOGS  
[Dollars per 100 pounds]

1910.....	8.10	8.23	9.50	9.70	8.90	8.70	8.40	7.90	8.70	8.30	7.50	7.00
1911.....	7.40	7.00	6.50	6.00	5.50	5.50	6.00	6.80	6.70	6.00	5.70	5.70
1912.....	5.80	5.80	6.00	7.10	7.10	6.90	6.90	7.50	8.00	8.30	7.20	7.00
1913.....	6.00	7.50	8.10	8.50	7.80	8.00	8.30	8.20	8.10	7.90	7.30	7.10
1914.....	7.70	8.10	8.10	8.10	7.80	7.50	8.10	8.80	8.40	7.40	7.00	6.60
1915.....	6.40	6.20	6.30	6.90	7.00	7.00	7.10	6.80	7.10	7.50	6.30	6.00
1916.....	6.40	7.40	8.90	8.80	8.90	8.80	9.00	9.40	10.00	9.10	9.10	9.10
1917.....	9.80	11.50	13.70	14.90	14.80	14.60	14.50	15.70	16.90	17.00	15.80	16.20
1918.....	18.50	15.30	16.30	16.40	16.60	16.00	16.20	17.80	18.50	17.10	16.30	16.30
1919.....	16.20	16.30	17.00	18.40	19.10	19.00	20.50	20.40	16.10	13.60	13.40	12.20
1920.....	13.40	13.90	13.95	14.00	13.60	13.60	14.20	14.20	14.70	14.20	11.70	8.60
1921.....	6.59	8.57	9.30	9.10	7.90	7.20	8.30	9.10	8.10	7.40	6.50	8.30
1922.....	7.06	8.70	9.70	9.30	8.40	9.40	9.60	8.80	8.80	8.60	7.70	7.60
1923.....	7.80	7.70	7.60	7.80	7.10	6.10	6.70	7.20	8.20	7.30	6.50	6.20
1924.....	6.60	6.50	6.70	6.80	6.60	6.70	6.60	6.80	8.70	9.30	8.70	8.50
1925.....	9.50	9.90	12.60	12.00	11.10	11.00	12.60	12.90	12.10	11.50	10.80	10.50

TABLE 15.—Illinois: Monthly farm price—Continued

SHEEP												
[Dollars per 100 pounds]												
Year	Jan.	Feb.	Mar.	Apr.	May	June	July	Aug.	Sept.	Oct.	Nov.	Dec.
1910.....	4.80	5.50	5.80	5.90	5.60	4.70	4.40	3.90	4.20	4.10	3.90	3.00
1911.....	3.80	3.80	3.90	4.00	3.70	3.70	3.70	3.70	3.40	3.50	3.30	3.40
1912.....	3.80	3.70	3.90	4.50	4.80	3.60	4.00	3.70	3.90	3.90	3.80	4.00
1913.....	4.20	4.50	5.10	5.10	4.80	4.40	4.10	4.00	4.00	3.90	4.00	4.10
1914.....	4.40	4.50	4.50	4.70	4.70	4.40	4.50	4.50	4.70	4.60	4.70	4.90
1915.....	4.50	4.90	4.50	6.00	5.90	5.40	5.10	5.20	4.90	5.10	5.00	5.00
1916.....	5.50	5.80	6.20	6.50	6.50	6.30	6.00	6.00	6.40	6.20	6.30	6.80
1917.....	7.70	8.20	8.90	9.10	9.90	9.00	8.40	7.90	9.10	9.80	9.50	10.20
1918.....	9.50	10.20	10.40	11.50	12.10	11.80	11.90	11.00	10.80	10.00	9.20	9.20
1919.....	9.40	9.20	10.10	10.90	10.20	9.20	9.10	8.60	7.80	7.40	7.60	8.00
1920.....	8.50	9.50	10.10	10.50	9.80	7.90	6.90	6.90	6.50	5.10	6.10	4.60
1921.....	4.60	4.30	4.40	4.50	4.70	3.60	3.80	4.00	4.80	3.50	3.50	3.40
1922.....	4.30	4.90	5.70	6.50	5.50	4.80	5.00	4.80	4.80	5.00	5.20	5.20
1923.....	5.70	5.40	6.00	5.70	5.70	5.00	5.20	4.70	5.90	5.40	5.40	5.70
1924.....	6.10	6.10	6.60	7.00	6.50	6.00	5.70	5.50	5.50	6.80	6.70	6.00
1925.....	7.90	7.90	7.70	7.80	6.40	5.20	5.80	6.50	7.10	6.80	6.30	7.50

LAMBS												
[Dollars per 100 pounds]												
Year	Jan.	Feb.	Mar.	Apr.	May	June	July	Aug.	Sept.	Oct.	Nov.	Dec.
1910.....	6.40	6.90	7.30	7.30	7.10	7.10	6.00	5.60	5.50	5.80	5.40	5.30
1911.....	5.10	5.10	5.10	5.20	5.10	5.30	5.30	5.10	4.90	5.00	4.70	4.70
1912.....	5.30	5.20	5.30	5.90	6.50	6.10	6.00	5.50	5.50	5.50	5.40	5.80
1913.....	6.20	6.50	6.90	6.80	6.30	6.40	6.20	6.80	5.70	5.60	5.80	6.00
1914.....	6.40	6.30	6.20	6.30	6.40	6.50	6.70	6.50	6.40	6.30	6.60	6.60
1915.....	6.60	6.60	7.40	8.00	8.00	8.10	7.40	7.10	7.00	7.10	7.20	7.20
1916.....	7.80	8.40	8.80	8.80	9.00	9.00	8.60	8.60	8.00	8.40	8.60	9.60
1917.....	10.50	17.10	11.90	12.20	13.70	13.20	13.00	12.50	13.70	14.10	13.80	14.10
1918.....	13.70	13.90	13.90	15.50	16.10	15.80	15.10	14.80	14.80	13.30	13.00	13.00
1919.....	13.70	13.70	14.90	15.20	14.70	14.40	14.40	13.50	12.00	12.00	11.90	12.10
1920.....	13.50	15.10	15.20	16.40	14.80	13.60	11.70	11.30	10.50	9.40	9.00	8.30
1921.....	8.50	7.30	7.50	7.00	7.80	7.00	7.50	7.10	6.60	6.30	6.20	7.00
1922.....	8.20	9.70	10.80	10.90	10.80	10.60	10.00	9.20	9.70	9.70	10.00	10.70
1923.....	10.60	10.10	10.30	10.40	10.30	11.00	10.80	9.50	10.40	10.80	9.90	10.10
1924.....	10.50	10.60	11.00	12.00	12.00	12.00	11.00	10.10	10.50	10.70	10.70	11.50
1925.....	13.40	13.80	14.40	13.10	13.40	12.90	12.50	12.80	12.80	12.30	12.70	13.50

WOOL (UNWASHED)												
[Cents per pound]												
Year	Jan.	Feb.	Mar.	Apr.	May	June	July	Aug.	Sept.	Oct.	Nov.	Dec.
1910.....	20	28	27	24	26	22	21	23	20	20	20	21
1911.....	20	20	16	16	16	17	17	17	18	17	17	17
1912.....	17	18	18	18	20	20	20	20	21	21	20	21
1913.....	21	21	21	20	17	17	17	17	18	17	16	17
1914.....	16	17	17	17	18	20	20	20	20	20	19	20
1915.....	20	21	21	22	24	28	27	27	28	27	26	26
1916.....	26	28	28	27	30	32	31	31	31	31	31	32
1917.....	32	32	35	37	44	53	56	57	55	56	58	60
1918.....	58	60	60	60	61	61	62	62	61	61	61	63
1919.....	50	50	56	56	53	50	53	54	50	51	51	53
1920.....	52	53	64	60	50	31	26	26	25	25	23	20
1921.....	19	18	16	16	15	15	15	16	17	18	14	16
1922.....	16	19	23	20	23	30	30	30	30	29	29	38
1923.....	30	30	30	34	38	40	39	39	36	36	36	37
1924.....	38	38	37	38	38	36	34	36	38	37	37	39
1925.....	37	39	43	41	35	36	38	34	38	37	39	37

HORSES												
[Dollars per head]												
Year	Jan.	Feb.	Mar.	Apr.	May	June	July	Aug.	Sept.	Oct.	Nov.	Dec.
1910.....	152	157	163	166	140	167	156	156	160	156	155	163
1911.....	155	156	152	153	164	154	153	155	151	149	147	144
1912.....	145	150	150	159	158	154	158	153	154	152	151	151
1913.....	151	158	159	157	155	155	152	152	150	149	148	140
1914.....	147	152	148	146	149	145	148	142	137	138	139	138
1915.....	134	141	143	139	138	138	143	142	141	137	136	133
1916.....	138	138	139	145	145	141	143	143	143	144	140	138
1917.....	140	141	143	143	145	143	143	144	144	139	135	137
1918.....	135	141	144	141	142	143	139	138	141	136	139	132
1919.....	128	130	132	130	140	134	132	130	121	122	119	115
1920.....	124	130	131	129	136	138	130	122	125	114	111	93
1921.....	98	102	105	102	90	96	96	93	88	85	88	80
1922.....	85	85	85	90	94	92	91	91	90	91	87	87
1923.....	85	83	87	89	94	90	92	90	87	85	71	75
1924.....	76	76	78	80	82	80	82	82	85	83	80	75
1925.....	78	87	94	90	91	85	80	81	80	81	83	80

TABLE 15.—*Illinois: Monthly farm price—Continued*

CHICKENS

[Cents per pound]

Year	Jan.	Feb.	Mar.	Apr.	May	June	July	Aug.	Sept.	Oct.	Nov.	Dec.
1909.....		10.0	10.0	10.0	11.0	11.0	10.0	10.0	11.0	11.0	10.6	10.6
1910.....	11.1	11.8	12.4	12.8	12.9	12.4	12.3	12.2	11.6	10.8	10.0	9.6
1911.....	9.7	9.9	10.2	10.6	10.4	10.4	10.5	10.4	10.3	10.0	9.3	9.0
1912.....	9.3	9.7	10.3	10.7	10.6	10.0	10.8	10.8	11.2	11.0	10.4	10.0
1913.....	10.0	10.6	11.2	11.6	11.6	11.7	13.2	12.7	12.4	11.9	10.9	10.9
1914.....	11.0	11.7	12.2	13.0	12.7	12.3	13.2	13.0	12.6	11.5	10.6	10.3
1915.....	10.5	11.3	11.8	12.2	11.8	11.7	11.8	12.3	12.0	11.7	10.9	11.0
1916.....	11.7	12.2	12.9	13.6	13.8	14.0	14.5	14.5	15.0	14.9	14.4	14.0
1917.....	14.8	15.8	16.2	18.3	18.2	17.5	17.1	16.7	16.7	18.3	16.2	17.0
1918.....	15.0	20.8	20.5	21.8	20.0	20.5	23.4	23.9	23.6	21.1	20.2	19.8
1919.....	21.3	21.0	23.5	27.0	27.9	26.5	26.0	25.0	24.0	21.6	20.0	20.0
1920.....	22.3	26.2	37.3	29.4	28.0	20.5	25.9	27.3	27.8	24.0	21.3	20.0
1921.....	22.0	22.0	24.0	23.0	24.0	30.0	22.0	22.0	20.0	18.0	18.7	17.8
1922.....	21.9	20.0	20.3	21.3	20.0	20.0	21.0	19.0	18.0	17.0	17.0	17.0
1923.....	17.1	18.0	19.3	19.0	20.0	20.0	21.0	19.0	19.6	18.5	16.8	16.5
1924.....	17.8	18.3	19.0	21.2	21.0	21.0	21.0	19.8	21.0	18.4	18.7	18.1
1925.....	18.2	19.5	20.0	22.4	21.0	21.1	21.1	21.2	20.5	16.9	18.9	20.0

TURKEYS

[Cents per pound]

Year	Jan.	Oct.	Nov.	Dec.	Year	Jan.	Oct.	Nov.	Dec.
1912.....		13.8	14.7	15.0	1919.....	27.0	28.0	28.0	31.0
1913.....	14.8	15.1	15.7	14.5	1920.....	31.3	33.0	31.6	34.0
1914.....	15.5	14.4	14.3	15.1	1921.....	33.0	26.0	29.0	33.0
1915.....	14.5	14.4	15.4	16.4	1922.....	32.0	25.0	35.0	36.0
1916.....	16.5	18.8	19.7	20.0	1923.....	30.0	25.7	32.0	31.0
1917.....	20.9	20.0	21.5	23.7	1924.....	25.0	23.8	27.1	26.7
1918.....	23.7	24.4	27.1	27.3	1925.....	26.1	20.1	29.1	33.8

EGGS

[Cents per dozen]

Year	Jan.	Feb.	Mar.	Apr.	May	June	July	Aug.	Sept.	Oct.	Nov.	Dec.
1909.....		23	18	17	18	18	18	19	20	22	25	28
1910.....	30	26	20	18	18	18	16	17	20	17	20	28
1911.....	25	18	14	14	14	14	14	14	16	27	25	28
1912.....	30	28	22	18	16	16	16	17	20	24	26	27
1913.....	24	21	18	16	16	17	15	15	19	24	30	32
1914.....	30	26	23	16	17	16	16	18	22	22	27	31
1915.....	33	25	16	17	17	16	15	16	20	24	28	30
1916.....	30	25	15	18	19	19	19	21	24	30	34	36
1917.....	40	37	25	20	31	30	29	30	35	37	39	45
1918.....	50	47	30	30	30	28	32	34	37	43	50	57
1919.....	55	33	34	36	40	34	36	38	41	49	56	63
1920.....	61	47	39	36	38	35	38	40	46	52	59	68
1921.....	56	29	24	26	19	10	23	27	29	37	48	51
1922.....	31	31	18	21	21	20	19	18	20	34	43	47
1923.....	39	28	24	22	22	19	20	22	28	13	46	46
1924.....	38	36	19	19	16	21	22	25	32	38	45	50
1925.....	50	34	23	25	25	26	27	28	29	36	47	49

TABLE 16.—Illinois: December 1 farm price of crops, 1866-1925<sup>1</sup>

Year	Wheat	Corn	Oats	Barley	Rye	Buckwheat	Potatoes	Sweet potatoes	Tame hay	Wild hay	Tobacco	Sorghum sirup
	Cts. per bu.	Cts. per bu.	Cts. per bu.	Cts. per bu.	Cts. per bu.	Cts. per bu.	Cts. per bu.	Cts. per bu.	Dolls. per ton	Dolls. per ton	Cts. per lb.	Cts. per gal.
1866	134	30	23	47	55	75	44	...	6.45	...	6.5	...
1867	141	49	35	92	85	79	36	...	6.97	...	6.7	...
1868	89	32	29	101	69	80	60	...	7.44	...	6.8	...
1869	60	45	29	71	51	69	32	141	7.82	...	6.7	...
1870	84	31	29	56	54	61	57	98	9.04	...	11.5	...
1871	106	29	25	47	50	67	76	122	9.04	...	5.9	...
1872	100	21	17	49	44	72	41	89	8.39	...	7.5	...
1873	101	29	20	87	53	91	103	147	8.06	...	8.3	...
1874	78	50	41	87	64	79	75	90	9.46	...	9.5	...
1875	79	20	24	61	53	70	28	92	8.48	...	4.9	...
1876	85	28	24	46	53	74	56	...	6.12	...	5.2	...
1877	101	28	21	76	49	49	43	...	5.71	...	4.0	...
1878	75	25	18	53	41	55	46	...	5.13	...	6.0	...
1879	107	31	27	59	61	76	50	92	9.36	...	5.0	...
1880	95	36	29	70	73	82	55	92	8.80	...	6.2	...
1881	122	58	43	86	91	99	105	...	8.80	...	8.0	...
1882	86	47	32	66	50	73	60	...	8.80	...	8.0	...
1883	92	40	27	55	54	69	36	90	7.25	...	8.0	...
1884	63	31	23	51	47	67	34	75	6.24	...	7.0	...
1885	81	28	24	57	53	64	42	79	7.35	...	9.0	...
1886	69	31	26	52	47	58	43	82	6.49	...	6.0	...
1887	70	41	27	55	49	63	90	128	10.29	...	10.0	...
1888	93	20	23	63	54	67	36	66	7.76	...	5.7	...
1889	70	24	19	42	40	53	25	68	6.40	...	7.6	...
1890	87	43	41	60	50	62	95	100	7.60	...	7.2	...
1891	85	37	28	55	77	64	40	82	7.72	...	9.6	...
1892	63	37	31	40	50	60	80	...	7.53	...	7.0	...
1893	51	31	27	40	41	57	74	...	8.88	...	7.0	...
1894	45	39	29	48	43	77	64	81	8.33	...	7.4	...
1895	53	22	17	45	40	44	30	69	10.25	...	8.0	...
1896	74	18	15	31	34	45	26	58	6.39	...	9.5	...
1897	89	21	18	36	44	52	62	80	6.15	...	...	...
1898	60	25	23	39	44	44	46	...	5.90	...	...	...
1899	63	26	22	47	47	58	41	70	7.75	...	8.3	...
1900	64	32	23	47	47	65	41	70	8.40	...	7.0	...
1901	99	57	40	63	57	70	93	100	11.25	...	7.0	...
1902	59	36	28	44	50	71	42	74	8.87	...	7.0	...
1903	75	36	32	44	52	73	72	88	8.33	...	6.1	...
1904	101	39	30	43	70	78	47	79	8.60	...	5.4	...
1905	81	38	28	42	60	68	67	85	8.27	...	6.0	...
1906	69	36	31	42	56	75	62	93	12.50	...	7.0	...
1907	87	44	41	67	71	80	72	95	11.09	...	10.0	...
1908	97	57	47	65	73	90	83	102	8.20	...	8.5	...
1909	104	52	38	52	74	86	61	84	9.90	...	11.0	...
1910	88	38	30	56	71	90	59	80	12.00	...	9.5	...
1911	89	55	42	62	81	95	90	110	17.00	...	7.8	...
1912	88	41	39	53	70	80	60	95	12.69	...	9.0	...
1913	86	63	38	57	65	80	89	106	14.10	...	11.5	...
1914	101	61	44	61	85	95	61	95	14.40	10.50	12.0	60
1915	103	54	35	57	63	99	59	82	10.80	9.90	9.0	...
1916	105	84	51	103	122	130	170	125	11.30	11.20	10.0	...
1917	201	110	65	121	165	170	162	150	20.00	18.10	19.0	95
1918	235	129	67	90	150	180	148	175	21.00	17.50	17.0	140
1919	219	130	70	121	130	180	106	175	21.40	18.00	20.0	148
1920	161	69	43	82	123	135	145	135	20.60	27.90	31.0	145
1921	190	38	29	40	80	110	140	90	13.50	10.20	...	99
1922	167	60	39	58	75	85	90	105	12.50	10.00	...	64
1923	64	65	39	58	75	101	85	110	14.80	11.90	...	106
1924	136	95	47	75	107	129	75	139	13.50	11.00	...	112
1925	159	58	35	63	90	100	225	196	15.00	12.00	...	110

<sup>1</sup> These prices are issued by States in December each year and published in supplements to Crops and Markets. Prices for recent years appear in current issues of the Yearbook. The full series for any single State is not available in this form elsewhere.

TABLE 17.—*Illinois: January 1 farm values of livestock per head, 1867-1926*<sup>1</sup>

Year	Horses		Mules		Milk cows		Other cattle		Sheep	Hogs			
	Dolls.	Dolls.	Dolls.	Dolls.	Dolls.	Dolls.	Dolls.	Dolls.					
1867	57.76	70.38	26.87	17.45	2.33	4.52	1897	30.01	35.00	32.50	22.40	2.80	5.18
1868	52.25	62.19	26.44	17.63	1.49	3.07	1898	36.05	40.00	32.85	27.72	3.44	5.57
1869	64.00	69.03	28.10	20.17	1.37	6.21	1899	46.30	44.41	33.60	29.94	3.72	6.52
1870	58.48	70.59	30.52	20.69	1.30	0.72	1900	49.31	53.79	36.30	31.62	3.97	6.44
1871	63.47	76.95	34.04	23.50	1.79	6.79	1901	60.40	66.14	36.05	25.36	4.18	7.65
1872	60.32	73.90	30.06	20.70	2.44	4.31	1902	68.76	73.72	33.40	24.36	3.60	8.45
1873	59.10	70.17	27.14	21.29	2.85	3.83	1903	78.52	83.89	35.72	26.49	3.84	9.43
1874	60.67	69.30	27.30	21.85	2.30	4.74	1904	80.60	78.38	33.81	24.78	3.55	6.82
1875	58.06	65.19	25.60	19.72	2.33	5.65	1905	85.04	87.17	29.53	20.74	4.27	6.74
1876	52.46	62.66	25.50	18.91	2.12	7.58	1906	96.98	101.00	33.80	21.08	4.86	6.95
1877	54.33	63.10	25.83	19.65	2.32	7.41	1907	109.00	117.00	35.00	22.00	5.20	8.40
1878	53.35	61.71	27.01	21.37	2.41	5.73	1908	167.00	113.00	35.00	22.00	5.01	6.80
1879	46.46	53.68	23.65	18.89	2.12	3.31	1909	169.00	113.00	37.00	23.00	4.80	7.06
1880	51.66	60.64	26.63	21.09	2.60	5.61	1910	124.00	131.00	42.80	26.40	5.30	10.90
1881	58.55	67.73	27.71	23.56	2.00	5.86	1911	123.00	130.00	47.00	26.30	5.17	10.40
1882	58.60	69.70	29.49	26.51	2.85	7.10	1912	115.00	123.00	45.50	26.00	4.40	8.80
1883	75.38	82.65	33.01	25.84	2.87	7.40	1913	120.00	131.00	51.00	31.50	5.10	10.50
1884	77.33	86.26	35.06	28.04	2.47	6.79	1914	113.00	121.00	58.20	35.90	5.00	10.80
1885	75.55	84.70	34.86	28.67	2.41	5.24	1915	105.00	110.00	59.50	37.80	5.40	10.30
1886	75.21	82.43	31.67	26.04	2.19	4.70	1916	103.00	111.00	60.20	36.50	5.90	9.00
1887	70.61	83.33	29.33	25.27	2.44	5.48	1917	156.90	115.00	68.00	43.30	8.20	13.70
1888	77.25	83.73	26.50	22.23	2.49	6.47	1918	103.00	120.00	80.50	49.70	12.90	22.00
1889	78.38	81.89	25.20	21.17	2.67	7.45	1919	100.00	125.00	90.00	54.00	14.20	25.00
1890	74.11	78.94	22.62	18.71	3.04	5.62	1920	97.00	120.00	96.00	53.00	12.60	20.50
1891	70.48	75.96	22.00	17.92	3.19	4.98	1921	85.00	100.00	63.00	35.60	6.90	13.70
1892	68.69	72.38	22.23	18.88	3.57	5.43	1922	69.00	79.00	52.00	28.60	5.30	10.50
1893	65.03	68.07	23.00	19.02	3.65	8.14	1923	71.00	83.00	56.00	33.40	7.50	12.60
1894	43.40	51.20	25.12	18.00	2.37	7.01	1924	68.00	80.00	60.00	32.50	8.20	10.10
1895	34.26	39.30	25.89	19.53	2.04	6.23	1925	69.00	80.00	58.00	33.00	10.40	13.60
1896	29.26	38.24	27.46	20.42	2.43	5.14	1926	74.00	85.00	66.00	37.00	11.30	16.30

<sup>1</sup> These prices are issued by States in January or February each year and published in supplements to Crops and Markets. Values for recent years appear in current issues of the Yearbook. The early years of the series are available only in the issues in which published at the time, only a few years in any one place.

TABLE 18.—*Illinois: January 1 farm values of livestock per head by ages and groups, 1894-1926*<sup>1</sup>

Year	Horses			Mules			Cattle			Sheep				
	Under 1 year old	1 and under 2 years	2 years and over	Under 1 year old	1 and under 2 years	2 years and over	Under 1 year old	1 and under 2 years	2 years and over	Under 1 year old	Ewes 1 year and over	Wethers 1 year and over		Rams
												Dolls.	Dolls.	
1894	20.29	20.65	52.89	24.74	34.63	60.88	7.66	13.17	25.14	1.89				2.01
1895	15.63	23.49	41.84	18.13	26.02	40.97	7.55	13.08	20.77	1.65				2.23
1896	13.34	19.64	35.84	16.24	24.10	43.40	8.14	14.25	27.60	1.93				2.64
1897	14.52	21.53	37.55	16.75	24.46	42.41	10.23	17.08	31.22	2.32				3.12
1898	17.20	24.65	43.84	18.50	26.90	47.85	12.90	21.05	36.10	2.89				3.75
1899	19.35	27.75	48.94	21.20	30.20	52.74	14.20	22.90	37.82	2.95				4.10
1900	23.45	34.20	59.87	27.25	37.40	63.35	15.95	24.65	40.80	3.10				4.40
1901	28.19	30.20	65.59	30.74	43.52	74.32	14.47	23.49	39.21	2.32				4.61
1902	28.84	42.78	75.04	32.52	47.13	83.29	13.06	22.39	38.20	2.88				3.05
1903	33.21	54.14	85.19	38.80	59.20	93.73	14.49	24.58	41.59	3.15	4.26			4.32
1904	37.30	55.90	87.08	40.65	57.34	86.67	14.87	24.90	35.48	2.97	3.85			4.22
1905	37.04	50.84	102.24	41.68	61.60	97.21	12.00	20.35	30.64	3.42	4.79			4.78
1906	43.50	65.00	105.00	50.00	74.00	112.00	13.00	21.00	30.00	3.75	5.50			5.75
1907	50.00	70.00	118.00	60.00	80.00	130.00	14.00	21.00	32.00	4.20	5.80			5.90
1908	50.00	80.00	115.00	50.00	85.00	125.00	14.00	22.00	32.00	4.00	5.00			5.75
1909	51.00	78.00	117.00	57.00	83.00	125.00	13.75	22.50	33.50	3.90	5.40			5.60
1910	59.00	60.00	104.00	65.00	98.00	145.00	15.80	25.50	39.00	4.40	5.90			6.10
1911	60.00	60.00	132.00	67.00	98.00	143.00	15.60	26.70	38.50	4.10	5.00			5.70
1912	55.00	85.00	123.00	63.00	92.00	138.00	15.90	28.00	38.80	3.40	4.60	4.80		7.50
1913	58.00	89.00	131.00	66.00	97.00	147.00	18.70	31.00	40.00	3.95	5.50	5.40		7.60
1914	53.00	81.00	124.00	60.00	88.00	136.00	22.00	35.00	52.00	4.20	5.20	5.40		7.00
1915	50.00	74.00	115.00	65.00	82.00	124.00	22.00	37.00	56.00	4.60	5.60	5.60		8.40
1916	49.00	74.00	113.00	64.00	81.00	125.00	23.00	38.50	56.00	4.90	6.20	6.10		8.00
1917	50.00	76.00	116.00	63.00	85.00	129.00	27.00	42.50	62.00	6.90	8.70	8.00		12.00
1918	49.00	75.00	113.00	59.00	90.00	135.00	30.00	49.00	72.00	10.50	14.00	12.80		17.00
1919	48.00	72.00	109.00	63.00	94.00	140.00	32.00	53.00	79.00	11.00	15.40	14.40		21.00
1920	44.00	68.00	103.00	63.00	94.00	140.00	32.00	59.00	89.00	10.00	13.50	13.00		18.50
1921	39.00	56.00	90.00	50.00	73.00	115.00	22.00	35.00	53.00	6.50	6.90	6.00		11.00
1922	30.00	46.00	73.00	38.00	50.00	80.00	17.50	28.00	42.00	5.40	5.20	5.40		7.50
1923	31.00	40.00	74.00	39.00	57.00	92.00	20.00	33.00	49.00	7.50	7.00	8.00		10.70
1924	30.00	40.00	71.00	37.00	56.00	87.00	20.00	32.00	47.00	8.00	8.20	7.90		10.50
1925	30.00	46.00	71.00	36.00	54.00	85.00	20.00	32.00	47.00	10.00	10.50	9.00		13.00
1926	33.00	50.00	76.00	39.00	58.00	90.00	24.00	38.00	53.00	10.50	11.90	10.80		14.00

<sup>1</sup> These prices are issued by States in January or February each year and published in supplements to Crops and Markets. They appear for recent years in current issues of the Yearbook. The early years of the series are available elsewhere only in the issues in which they were published at the time.



TABLE 19.—Illinois: Value of farm products per unit by crop-reporting districts, 1924<sup>1</sup>

Item	Unit	District									State price, if any reported
		1	3	4	4A	5	6	6A	7	9	
Values for 1924:											
Corn, 56 pounds, shelled	Bushel	Dolls. 0.94	Dolls. 0.95	Dolls. 0.97	Dolls. 0.98	Dolls. 0.95	Dolls. 0.94	Dolls. 0.97	Dolls. 0.97	Dolls. 0.98	Dolls. 0.98
Corn cut for silage	Ton	5.40	5.30	5.80	5.30	5.40	4.90	5.50	5.00	5.40	-----
Winter wheat	Bushel	1.30	1.31	1.28	1.20	1.27	1.26	1.31	1.42	1.40	-----
Spring wheat	do	1.31	1.32	1.29	1.20	1.28	1.27	1.20	1.20	1.20	-----
Oats	do	.45	.45	.47	.48	.44	.44	.49	.54	.53	-----
Barley	do	.78	.80	.80	.80	.80	.80	.80	.80	.80	-----
Rye	do	1.00	1.00	1.04	1.06	1.03	1.00	1.10	1.11	1.12	-----
Flaxseed	do	-----	-----	-----	-----	-----	-----	-----	-----	-----	2.40
Buckwheat	do	-----	-----	-----	-----	-----	-----	-----	-----	-----	1.20
Sorghums for grain	do	-----	-----	-----	-----	-----	-----	-----	-----	-----	.40
Soy beans, shelled	do	2.50	1.88	2.00	2.00	1.98	1.63	2.07	2.50	2.36	-----
Cowpeas, shelled	do	3.00	3.00	3.00	3.02	2.75	2.75	3.00	3.24	3.16	-----
Cotton (lint)	Pound	-----	-----	-----	-----	-----	-----	-----	-----	-----	218
Tobacco	do	-----	-----	-----	-----	-----	-----	-----	-----	-----	-----
Potatoes	Bushel	.70	.85	.85	.90	.89	.89	.90	.80	.80	225
Sweet potatoes or yams	do	1.50	1.50	1.60	1.63	1.70	1.65	1.55	1.42	1.47	-----
Apples	do	1.31	1.38	1.25	1.20	1.30	1.30	1.22	1.35	1.30	-----
Peaches	do	2.25	2.25	2.00	2.05	2.05	2.00	2.25	1.64	1.85	-----
Sugar beets for sugar	Ton	7.20	7.00	-----	-----	7.00	-----	-----	-----	-----	-----
Hay, all kinds	do	11.70	12.00	12.00	12.50	13.20	13.30	10.70	13.00	12.00	-----
Firewood, cut on farm, 4 by 4 by 8 foot	Cord	5.50	7.20	4.50	3.90	3.70	4.60	3.50	4.00	3.60	-----
Milk, whole	Gallon	.18	.20	.19	.18	.19	.20	.18	.18	.20	-----
Butterfat	Pound	.379	.389	.363	.369	.372	.376	.355	.303	.352	-----
Cream	Gallon	1.36	1.32	1.36	1.20	1.36	1.36	1.20	1.28	1.20	-----
Wool	Pound	.392	.374	.37	.379	.381	.369	.381	.553	.367	-----
Mohair	do	-----	-----	-----	-----	-----	-----	-----	-----	-----	-----
Eggs sold	Dozen	.28	.30	.27	.28	.30	.50	.28	.29	.28	.35
Chickens, raised	Head	.95	.95	.84	.83	.99	.92	.78	.83	.77	-----
Values for Jan. 1, 1925:											
Chickens	do	1.02	1.00	.98	1.02	.99	1.09	.91	.94	.92	-----
Turkeys	do	3.23	3.45	3.45	3.45	3.60	3.57	3.03	2.73	2.89	-----
Horses and colts, under 2 years	do	41.00	45.00	40.00	35.00	40.00	47.00	36.00	35.00	32.00	-----
Horses, 2 years and over	do	72.00	82.00	70.00	59.00	83.00	84.00	60.00	58.00	55.00	-----
Mules and mule colts, under 2 years	do	45.00	50.00	45.00	46.00	52.00	55.00	43.00	47.00	42.00	-----
Mules, 2 years and over	do	84.00	87.00	84.00	83.00	92.00	93.00	78.00	81.00	74.00	-----
Beef calves, under 1 year	do	24.00	23.10	22.80	21.00	23.50	23.20	21.50	17.60	19.10	-----
Beef heifers, 1 year and under 2	do	33.80	33.10	30.40	30.70	34.00	33.40	31.00	28.10	28.00	-----
Beef cows and heifers, 2 years and over	do	51.00	52.50	48.00	45.40	53.40	52.30	43.60	41.00	40.50	-----
Steers, 1 year and over	do	43.00	43.00	42.80	39.40	41.70	41.60	36.30	37.20	36.20	-----
Beef bulls, 1 year and over	do	50.80	48.30	50.30	47.20	48.10	47.20	44.50	38.00	37.00	-----
Dairy bulls, 1 year and over	do	55.00	55.00	51.00	50.00	49.00	48.00	44.00	42.00	42.00	-----
Dairy calves, under 1 year	do	21.30	22.20	21.00	19.70	21.30	20.10	19.70	18.60	17.00	-----
Dairy heifers, 1 year and under 2	do	35.00	37.00	32.70	32.50	39.70	35.90	33.00	32.80	29.00	-----
Dairy cows and heifers, 2 years and over	do	62.00	67.00	67.00	58.00	64.00	62.00	53.00	48.00	46.00	-----
Lambs, under 1 year	do	11.80	10.50	11.30	9.40	11.40	10.80	9.00	8.40	9.30	-----
Ewes, 1 year and over	do	11.90	11.20	11.50	10.50	12.00	11.80	10.30	9.00	10.00	-----
Rams and wethers, 1 year and over	do	12.60	11.30	12.20	10.20	11.30	11.40	9.90	8.50	9.90	-----
Goats and kids, all ages	do	6.50	6.50	7.00	4.50	6.15	4.70	4.50	4.00	3.50	-----
All pigs, 6 months and under	do	7.10	6.90	6.75	6.50	6.30	7.00	6.50	5.50	5.40	-----
Sows and gilts, 6 months and over	do	23.10	22.90	22.60	22.70	23.30	22.80	20.10	19.50	19.50	-----
All other hogs, 6 months and over	do	18.40	19.00	19.00	18.00	19.50	19.00	17.00	17.00	16.80	-----

<sup>1</sup> These values were especially collected for 1924 and Jan. 1, 1925.

TABLE 20.—*Illinois: Wages of hired farm labor, 1866-1926*<sup>1</sup>

Year and month	Rates per month		Rates per day		Year and month	Rates per month		Rates per day	
	With board	Without board	With board	Without board		With board	Without board	With board	Without board
	Dolls.	Dolls.	Dolls.	Dolls.		Dolls.	Dolls.	Dolls.	Dolls.
1866	13.18	20.09	0.85	1.14	1914	24.80	33.00	1.31	1.09
1869	12.98	20.05	.83	1.10	1915	25.90	34.00	1.36	1.70
1874 or 1875	14.84	21.87	.88	1.19	1916	27.50	36.50	1.60	1.86
1877 or 1879	12.93	20.49	.73	1.00	1917	33.00	44.00	1.85	2.32
1879 or 1880	14.97	22.11	.82	1.10	1918	38.20	52.00	2.50	3.14
1880 or 1881	16.25	23.53	.88	1.17	1919	43.50	58.50	2.72	3.42
1881 or 1882	17.14	23.91	.90	1.19	1920	62.90	68.40	3.25	4.00
1884 or 1885	16.60	23.50	.87	1.14	1921	36.80	40.40	2.08	2.60
1887 or 1888	16.00	23.20	.84	1.12	1922	33.90	45.00	1.95	2.48
1889 or 1890	16.35	23.25	.86	1.13	1923	40.20	52.50	2.40	2.98
1891 or 1892	16.50	24.25	.88	1.14	1923: January	33.00	45.00	1.80	2.40
1893	18.08	24.70	.91	1.14	April	37.50	50.00	1.80	2.40
1894	17.02	23.76	.84	1.08	July	41.91	64.88	2.27	2.94
1895	17.23	23.70	.86	1.07	October	41.00	63.00	2.50	3.25
1898	17.96	23.40	.91	1.16	1924: January	38.00	50.00	2.30	3.10
1899	17.76	24.34	.97	1.23	April	42.00	60.00	2.35	3.10
1902	19.18	25.92	1.05	1.32	July	42.00	55.00	2.35	3.00
1906	22.55	29.99	1.27	1.58	October	40.00	53.00	2.35	3.10
1900	24.52	31.31	1.32	1.55	1925: January	38.00	52.00	2.15	2.83
1910	24.50	32.90	1.31	1.63	April	43.00	56.00	2.35	3.10
1911	23.40	32.10	1.30	1.61	July	43.00	56.00	2.40	3.10
1912	25.00	33.00	1.39	1.73	October	42.00	55.00	2.35	3.05
1913	25.30	33.30	1.39	1.73	1926: January	39.50	52.50	2.20	2.85

<sup>1</sup> Wages of hired farm labor are now published quarterly as collected in Crops and Markets supplements. Revised averages for the United States were published in the April, 1926, Supplement to Crops and Markets, but the State figures have not been heretofore published as an entire series.

TABLE 21.—*Illinois: Farm lands, value per acre, 1912-1926*<sup>1</sup>

Year	All farm lands		Plow lands			Year	All farm lands		Plow lands		
	With improvements	Without improvements	Poor	Good	All		With improvements	Without improvements	Poor	Good	All
	Dolls.	Dolls.	Dolls.	Dolls.	Dolls.		Dolls.	Dolls.	Dolls.	Dolls.	Dolls.
1912	119	96				1920	294	165	115	213	170
1913	124	98				1921	185	150	105	195	157
1914	150	102				1922	155	125	91	160	131
1915	126	100				1923	152	122	86	155	126
1916	130	105	80	130	115	1924	143	112	81	148	120
1917	140	115	85	148	120	1925	146	114	82	153	123
1918	150	126	94	160	132	1926	140	111	80	146	118
1919	164	134	100	170	144						

<sup>1</sup> The values of all farm lands have been collected from crop correspondents since 1912 and have been drawn up for various purposes, but not previously published as a series by States. The values of plow lands have been published as prepared in supplements to Crops and Markets and its predecessors and in the Yearbooks of the department, a few years at a time. The full series to 1926 by States is here published for the first time.

TABLE 22.—Michigan: Monthly farm price<sup>1</sup>

WHEAT

(Cents per bushel)

Year	Jan.	Feb.	Mar.	Apr.	May	June	July	Aug.	Sept.	Oct.	Nov.	Dec.
1908	93	93	92	93	94	92	89	88	91	94	96	97
1909	98	105	114	122	132	134	122	106	102	106	112	114
1910	118	115	112	108	104	102	100	98	95	92	90	89
1911	89	86	83	82	83	84	82	79	82	80	87	88
1912	90	91	92	94	107	108	102	100	100	100	98	98
1913	102	102	100	100	100	98	90	85	86	87	88	90
1914	93	92	92	91	92	90	84	91	100	102	103	108
1915	123	130	138	142	141	122	105	101	99	100	100	106
1916	111	114	106	106	108	162	165	122	134	151	165	164
1917	168	175	177	220	202	207	220	212	203	205	205	204
1918	206	206	206	206	204	204	206	206	208	209	210	210
1919	213	214	217	230	243	238	218	208	208	209	210	217
1920	232	235	233	248	269	278	269	238	226	212	184	169
1921	170	166	159	130	126	120	112	106	107	108	105	103
1922	194	114	122	124	124	114	100	94	96	102	111	118
1923	121	120	120	122	122	112	96	90	92	98	98	97
1924	69	100	100	98	99	100	105	116	115	132	139	148
1925	174	170	169	153	166	173	150	163	150	144	155	167

BRAN (AS BOUGHT)

(Dollars per ton)

1910	27.20	27.80	27.60	27.40	27.70	27.00	25.70	27.00	25.60	25.30	24.90	25.10
1911	28.50	29.00	29.10	30.60	30.50	28.80	29.00	28.50	27.99	28.30	26.00	28.60
1912	27.50	25.50	25.40	25.10	25.20	24.80	24.80	25.00	26.50	26.70	26.70	26.70
1913	28.00	27.70	23.80	29.50	29.50	28.80	29.00	28.90	29.30	28.40	27.50	27.60
1914	27.10	27.70	29.30	38.40	29.50	28.70	28.60	29.00	28.20	27.10	26.80	26.10
1915	28.70	30.00	29.30	27.10	27.60	26.90	28.50	26.70	28.00	28.80	32.00	34.00
1916	37.00	36.76	40.50	45.90	46.60	43.00	43.00	44.70	39.40	40.00	40.80	43.00
1917	34.00	40.30	40.60	39.00	40.00	40.00	38.60	40.00	38.80	39.80	39.30	30.00
1918	39.60	51.80	49.20	56.10	50.80	40.50	43.70	60.00	50.50	47.80	48.40	48.60
1919	51.60	52.50	52.50	57.50	60.90	62.60	61.60	69.10	68.00	49.00	45.00	43.00
1920	41.50	38.00	36.60	34.00	31.00	30.00	29.00	28.00	26.00	25.00	25.00	26.00
1921	31.00	32.20	34.50	34.20	34.00	33.00	29.00	27.80	26.20	28.00	31.00	32.00
1922	34.00	36.70	37.30	37.00	38.40	37.20	34.30	34.00	33.80	36.40	35.40	36.00
1923	36.50	36.00	35.60	34.00	33.60	32.00	33.00	33.80	33.80	34.00	33.30	34.80
1924	38.00	37.40	36.70	35.20	36.60	36.00	36.80	36.00	36.10	34.10	34.30	36.20

RYE

(Cents per bushel)

1908	74	74	75	75	76	78	72	70	70	71	71	70
1909	70	72	74	70	78	78	76	70	66	68	70	70
1910	72	74	74	72	71	72	72	70	68	67	68	69
1911	71	71	74	78	78	70	72	74	78	84	88	84
1912	85	86	80	80	86	89	82	74	70	68	66	64
1913	60	58	58	50	56	58	57	56	60	62	62	62
1914	60	60	60	61	62	62	58	68	78	80	86	83
1915	88	88	85	82	89	82	82	86	82	83	85	86
1916	100	106	104	100	102	102	102	91	104	114	124	128
1917	128	130	120	144	159	174	172	166	164	170	168	170
1918	176	184	212	225	205	184	168	167	156	154	162	148
1919	142	134	136	153	132	142	140	140	133	128	127	140
1920	164	160	148	168	165	188	176	166	162	152	130	129
1921	132	134	128	114	111	110	100	92	85	82	73	79
1922	60	77	85	83	88	85	74	67	64	66	72	67
1923	78	76	73	72	72	65	57	56	60	62	62	62
1924	60	61	59	58	56	69	62	76	78	106	107	112
1925	128	134	121	104	95	105	95	95	80	76	75	80

<sup>1</sup> These prices are the estimated prices of farm products received by producers on the 15th of the month as currently reported in the supplements to Crops and Markets, monthly, by States; or, in the case of some products for which prior to January, 1924, prices were reported on the 1st of the month, converted to the 15th of the month by averaging the prices reported on the 1st of two successive months. Prices were first collected monthly in 1908, the list being extended from time to time. All the available monthly prices are shown.

TABLE 22.—Michigan: Monthly farm price—Continued

GORN

[Cents per bushel]

Year	Jan.	Feb.	Mar.	Apr.	May	June	July	Aug.	Sept.	Oct.	Nov.	Dec.
1908.....	59	60	62	65	70	74	74	76	76	72	66	64
1909.....	64	66	68	72	74	75	70	71	68	64	62	62
1910.....	64	65	66	64	64	66	67	67	65	60	54	52
1911.....	50	50	48	50	54	56	58	62	63	63	64	64
1912.....	62	64	66	72	76	78	78	78	75	69	60	56
1913.....	55	53	52	52	50	60	62	68	72	70	68	67
1914.....	66	65	65	66	68	68	70	74	76	74	70	68
1915.....	70	72	72	74	75	70	76	78	70	73	68	60
1916.....	71	72	73	75	77	78	78	82	86	88	94	98
1917.....	100	102	105	128	155	162	178	190	192	192	184	186
1918.....	180	179	173	176	175	170	168	172	174	162	142	130
1919.....	142	138	146	158	167	175	185	192	176	152	140	142
1920.....	149	150	154	164	178	189	178	166	152	122	93	78
1921.....	74	70	66	64	66	66	66	66	64	58	50	51
1922.....	51	53	60	61	62	65	68	69	67	64	65	60
1923.....	72	74	76	78	81	84	83	86	88	86	82	78
1924.....	78	77	79	81	79	82	97	110	112	117	111	111
1925.....	119	129	127	120	112	115	112	113	101	86	73	77

OATS

[Cents per bushel]

1908.....	52	52	52	54	56	57	56	52	49	50	49	49
1909.....	50	52	54	56	59	60	56	50	44	42	42	43
1910.....	46	48	49	48	46	46	44	42	40	38	36	34
1911.....	32	32	31	32	33	37	39	38	40	43	45	49
1912.....	47	49	51	54	58	56	54	44	34	34	34	34
1913.....	34	33	32	33	35	38	40	40	40	40	39	39
1914.....	39	39	40	40	40	41	41	30	32	44	44	45
1915.....	48	50	51	52	54	52	50	46	38	34	34	36
1916.....	42	44	43	42	43	42	41	42	44	47	51	53
1917.....	54	58	59	67	75	74	70	70	60	58	61	70
1918.....	78	84	91	91	84	81	78	71	68	68	68	68
1919.....	64	58	59	66	70	70	73	76	71	68	70	76
1920.....	82	84	88	98	109	113	104	82	65	65	50	47
1921.....	44	41	38	36	36	36	35	36	39	34	35	36
1922.....	35	36	36	40	40	40	38	34	32	30	40	42
1923.....	44	43	44	46	46	46	44	41	39	38	41	45
1924.....	45	48	47	49	49	52	52	54	50	48	45	50
1925.....	55	54	50	43	44	49	48	41	37	37	40	39

BARLEY

[Cents per bushel]

1908.....	68	68	70	72	72	72	68	61	62	64	63	62
1909.....	64	66	68	70	72	74	72	67	64	64	63	62
1910.....	64	64	64	65	66	66	63	68	62	62	61	58
1911.....	58	60	60	68	72	72	67	68	74	77	81	81
1912.....	86	90	87	85	87	90	84	72	66	61	62	60
1913.....	58	60	61	62	62	63	62	60	62	61	59	62
1914.....	62	64	64	66	69	69	62	64	66	65	64	68
1915.....	71	72	72	76	75	75	71	73	68	62	63	64
1916.....	66	68	68	68	79	71	71	74	74	74	96	93
1917.....	100	104	104	126	149	138	132	132	124	124	122	123
1918.....	146	156	160	180	168	154	128	102	96	98	98	100
1919.....	160	96	94	106	115	118	110	116	110	108	114	122
1920.....	128	128	130	146	169	164	154	132	105	92	90	80
1921.....	78	72	72	62	68	64	61	59	52	54	55	54
1922.....	60	54	60	60	59	60	60	60	50	64	66	66
1923.....	68	68	70	68	68	68	68	65	63	62	64	71
1924.....	65	68	70	75	75	75	70	78	74	87	84	80
1925.....	96	90	86	90	77	85	79	74	68	66	71	72

TABLE 22.—Michigan: Monthly farm price—Continued

## BUCKWHEAT

[Cents per bushel]

Year	Jan.	Feb.	Mar.	Apr.	May	June	July	Aug.	Sept.	Oct.	Nov.	Dec.
1908.....	64	66	67	67	69	75	73	66	60	70	72	72
1909.....	72	73	74	74	76	79	78	74	70	69	68	66
1910.....	68	68	68	66	69	74	75	71	68	68	64	61
1911.....	50	62	64	65	70	70	68	68	68	68	71	71
1912.....	72	74	73	74	78	79	78	74	70	64	64	64
1913.....	65	64	63	66	67	70	70	70	63	67	69	70
1914.....	70	69	68	68	69	76	80	80	72	69	72	72
1915.....	73	76	76	76	78	82	80	76	70	70	73	74
1916.....	74	74	76	78	79	84	84	77	82	92	104	113
1917.....	114	117	116	124	148	163	164	152	136	137	144	152
1918.....	189	170	179	172	176	192	194	182	162	160	163	172
1919.....	158	145	142	134	142	148	141	148	148	135	136	148
1920.....	158	153	156	170	176	178	170	155	138	138	125	108
1921.....	108	105	99	92	94	98	92	88	88	84	77	74
1922.....	72	72	73	70	80	84	81	70	78	78	78	84
1923.....	85	88	90	88	90	92	86	78	74	70	84	94
1924.....	89	83	86	90	91	88	98	116	112	121	100	100
1925.....	119	120	92	88	101	102	98	100	86	78	100	85

## APPLES

[Dollars per bushel]

1910.....	0.74	0.73	0.77	0.76	0.91	0.92	0.78	0.79	0.74	0.91	1.00	1.05
1911.....	1.15	1.20	1.20	1.35	1.00	.50	.75	.61	.62	.52	.62	.77
1912.....	.87	.90	.95	1.00	1.00	.96	.75	.58	.50	.43	.49	.50
1913.....	.53	.67	.61	.61	.60	.60	.70	.50	.60	.60	.79	.85
1914.....	.95	1.00	1.00	1.00	1.06	1.25	1.25	.60	.44	.40	.43	.55
1915.....	.65	.68	.69	.69	.80	.83	1.05	.55	.51	.62	.69	.75
1916.....	.83	.83	.90	.89	.90	1.00	1.15	.83	.70	.68	.75	.95
1917.....	1.09	1.05	1.25	1.20	1.50	1.80	1.50	1.00	.91	1.10	1.30	1.40
1918.....	1.45	1.50	1.45	1.55	1.50	1.35	1.00	.90	.92	1.05	1.30	1.30
1919.....	1.40	1.60	1.70	1.90	1.90	1.20	1.20	1.40	1.70	2.10	2.35	2.35
1920.....	2.30	2.60	2.70	2.85	3.00	1.20	1.20	.60	.70	.75	.90	.90
1921.....	1.00	1.00	1.10	1.25	1.60	1.25	1.60	1.40	1.40	1.70	1.90	2.20
1922.....	2.25	2.50	2.60	2.90	3.20	3.00	2.80	.80	.60	.65	.85	1.15
1923.....	1.15	1.33	1.47	1.52	1.63	1.12	1.12	.91	.89	1.03	1.00	1.00
1924.....	1.20	1.20	1.25	1.15	1.25	1.30	2.00	1.24	1.00	1.00	1.10	1.18
1925.....	1.39	1.80	1.63	1.60	2.15	1.08	1.08	.79	.63	.92	1.19	1.19

[Dollars per barrel]

1914.....								1.35	1.25	1.20	1.40	1.70
1915.....	2.00	2.20	2.20	2.20	2.50	2.25	3.15	1.54	1.45	1.90	2.00	2.40
1916.....	2.80	2.80	2.75	3.10	2.90	3.30	3.40	2.40	1.88	2.20	2.90	3.00
1917.....	3.00	3.50	3.80	3.85	5.20	5.50	5.50	2.40	3.00	3.50	4.10	4.60
1918.....	4.45	4.55	4.20	4.80	4.50	4.50	4.50	3.10	2.90	3.35	3.55	4.40
1919.....	4.50	5.00	5.40	5.70	9.00	9.00	9.00	4.00	4.50	5.50	6.50	7.20
1920.....	7.50	8.00	8.10	8.40	8.70	8.70	8.70	3.70	2.50	2.40	2.85	4.00
1921.....	3.75	3.90	4.00	4.20	5.00	3.00	4.50	4.75	4.25	5.15	6.10	6.25
1922.....	7.75	7.00	9.00	8.00	8.00	8.00	8.00	3.20	1.90	2.30	2.90	4.00
1923.....	3.47	4.88	5.00	4.70	7.00	7.00	7.00	2.85	2.70	2.68	3.34	3.00
1924.....	3.60	3.30	4.00	4.20	4.20	4.50	4.50	3.00	3.00	3.00	4.00	4.50
1925.....	5.50	5.80	5.80	6.00	6.00	6.00	6.00	3.25	2.95	2.80	3.00	4.20

## PEACHES

[Dollars per bushel]

Year	Aug.	Sept.	Oct.	Year	Aug.	Sept.	Oct.
1910.....				1918.....			
1911.....	1.40	1.39	1.44	1919.....	3.50	3.30	3.35
1912.....	1.29	1.11	1.27	1920.....	2.60	3.10	3.10
1913.....	1.64	1.85	1.30	1921.....	2.10	2.30	2.20
1914.....	1.45	1.50	1.59	1922.....	2.90	2.90	3.30
1915.....	1.40	1.40	1.10	1923.....	1.70	1.50	1.55
1916.....	1.20	.97	.75	1924.....	2.00	1.79	1.76
1917.....	1.25	1.24	1.05	1925.....	2.00	2.30	2.45
		2.00	2.00		2.40	2.65	2.70

TABLE 22.—Michigan: Monthly farm price—Continued

PEARS

[Dollars per bushel]

Year	Aug.	Sept.	Oct.	Nov.	Dec.	Year	Aug.	Sept.	Oct.	Nov.	Dec.
1910.....		1.00	1.14	0.95	0.88	1918.....		1.60	1.50	1.25	1.30
1911.....	0.98	.80	.79	.00	.68	1919.....	2.10	2.10	1.90	1.80	.....
1912.....	.81	.95	.90	.75	1.12	1920.....	1.50	1.40	1.30	1.60	.90
1913.....	.97	1.05	1.02	.92	.75	1921.....	1.90	1.90	1.60	1.75	1.50
1914.....	.98	.80	.85	.68	.74	1922.....	1.30	.....	.80	.80	1.00
1915.....	.64	.89	.90	.72	1.00	1923.....	1.17	1.20	1.32	1.07	1.63
1916.....	.77	.09	.90	.05	.95	1924.....	2.00	2.00	1.14	.....	.....
1917.....		1.46	1.50	1.21	1.25	1925.....	1.18	1.19	1.20	.95	.....

GRAPES

[Cents per pound]

Year	Sept.	Oct.	Nov.	Year	Sept.	Oct.	Nov.
1910.....	2.2	2.9	3.2	1918.....	4.0	4.1	4.5
1911.....	2.0	1.8	2.0	1919.....	5.0	5.5	.....
1912.....	2.5	1.6	2.2	1920.....	4.0	4.0	4.0
1913.....	2.2	2.0	2.8	1921.....	5.0	6.0	.....
1914.....	2.0	1.8	2.1	1922.....	.....	4.0	3.0
1915.....	1.2	2.5	2.1	1923.....	3.0	4.0	4.8
1916.....	2.2	2.7	2.9	1924.....	.....	5.5	5.5
1917.....	4.0	4.0	.....	1925.....	5.2	7.0	.....

CABBAGE

[Dollars per 100 pounds]

Year	Jan.	Feb.	Mar.	Apr.	May	June	July	Aug.	Sept.	Oct.	Nov.	Dec.
1910.....	1.73	1.53	2.18	2.20	2.50	2.00	2.56	3.07	2.12	1.00	1.00	1.50
1911.....	1.60	1.15	.97	.94	1.12	2.00	4.12	3.28	1.40	.75	1.00	1.55
1912.....	1.60	2.10	2.50	3.50	3.12	4.25	3.48	2.42	1.30	1.10	1.20	1.40
1913.....	2.00	1.30	.68	1.00	2.42	2.58	3.00	2.70	2.15	1.10	1.25	1.50
1914.....	1.55	1.80	2.00	2.25	2.40	3.00	2.55	1.75	1.30	1.10	.73	.90
1915.....	1.00	.90	1.25	1.30	1.95	2.25	2.60	1.49	1.25	1.10	.83	1.00
1916.....	1.00	1.25	1.00	1.60	1.60	1.90	2.80	2.80	2.50	2.00	2.50	3.15
1917.....	3.30	4.85	5.95	7.00	7.70	.....	.....	2.30	1.95	1.90	2.00	1.95
1918.....	2.70	2.80	3.20	3.10	3.10	.....	3.50	3.00	2.60	2.25	2.10	2.15
1919.....	2.50	2.70	3.20	3.80	6.10	.....	5.50	5.10	3.70	2.50	2.20	3.80
1920.....	3.70	4.90	5.00	6.00	6.10	.....	7.80	3.80	2.90	1.90	1.50	1.55
1921.....	1.90	1.05	2.10	2.20	3.50	3.90	4.50	4.20	2.65	2.25	2.50	2.90
1922.....	3.50	3.50	3.70	4.20	5.00	4.50	3.50	2.70	1.80	1.37	1.15	1.50
1923.....	1.70	2.37	3.00	3.40	4.30	5.00	5.50	3.75	3.20	2.31	1.94	2.20
1924.....	2.66	2.50	3.00	3.50	.....	.....	.....	3.10	2.50	2.00	1.54	2.00
1925.....	2.00	.....	1.88	1.25	2.75	4.00	3.90	4.50	2.71	1.91	1.85	3.00

ONIONS

[Cents per bushel]

1910.....	69	76	75	74	78	78	71	82	83	75	70	75
1911.....	77	75	80	95	123	91	101	93	79	78	85	89
1912.....	99	110	130	140	128	110	112	92	84	72	64	63
1913.....	53	60	47	50	50	47	110	94	80	88	95	96
1914.....	98	109	110	119	99	125	185	95	75	64	51	55
1915.....	70	65	59	64	62	75	70	86	78	78	80	80
1916.....	90	95	90	95	90	100	150	111	118	115	150	150
1917.....	160	260	430	405	440	480	.....	135	135	145	150	145
1918.....	150	155	135	100	95	.....	.....	125	150	120	100	100
1919.....	100	110	150	160	200	.....	150	240	210	200	210	239
1920.....	250	250	270	350	340	300	.....	160	155	110	90	90
1921.....	105	95	80	70	80	110	100	150	140	105	240	260
1922.....	300	340	350	300	500	350	250	250	120	80	85	95
1923.....	150	113	135	140	160	124	.....	108	155	181	183	165
1924.....	163	190	180	154	.....	210	.....	150	130	135	120	127
1925.....	129	158	100	158	125	.....	265	200	161	132	163	150

TABLE 22.—Michigan: Monthly farm price—Continued

POTATOES												
[Cents per bushel]												
Year	Jan.	Feb.	Mar.	Apr.	May	June	July	Aug.	Sept.	Oct.	Nov.	Dec.
1908	40	50	52	55	57	63	70	78	89	61	50	58
1909	60	64	69	78	83	72	76	66	52	44	35	35
1910	34	31	26	18	15	15	32	58	60	43	31	39
1911	30	30	31	34	36	44	62	119	87	69	62	73
1912	78	86	100	110	108	103	98	78	50	38	38	40
1913	46	39	37	34	40	40	52	68	63	59	54	52
1914	52	53	52	54	58	64	77	74	58	43	31	20
1915	36	30	28	28	27	20	38	40	41	46	54	69
1916	76	86	87	86	88	91	95	112	133	140	152	158
1917	167	206	235	253	280	290	363	440	110	108	108	96
1918	92	90	75	61	51	59	110	152	152	123	94	89
1919	90	84	80	94	104	98	158	216	182	136	128	146
1920	182	218	248	314	378	385	326	224	129	100	90	82
1921	68	58	48	36	28	29	90	178	173	124	130	93
1922	96	99	90	86	88	88	107	162	70	47	34	36
1923	39	40	42	48	46	46	79	127	118	76	61	53
1924	51	52	46	55	51	70	78	100	67	53	38	35
1925	42	38	39	41	39	59	76	132	91	98	171	177

TOMATOES  
[Cents per bushel]

Year	Aug.	Sept.	Oct.	Year	Aug.	Sept.	Oct.
1912	100	61	60	1919	240	110	100
1913	104	72	65	1920	310	166	76
1914	85	60	50	1921	160	90	100
1915	91	74	73	1922	160	66	66
1916	170	80	98	1923	117	100	119
1917		145	150	1924	125	125	112
1918	180	120	120	1925	225	87	105

TURNIPS  
[Cents per bushel]

Year	Jan.	Feb.	Nov.	Dec.	Year	Jan.	Feb.	Nov.	Dec.
1912			40	29	1919	65	57	80	75
1913	34	32	29	32	1920	100	90	68	60
1914	35	37	29	33	1921	69	75	69	65
1915	32	34	33	35	1922	65	75	50	50
1916	38	30	47	49	1923	63	57	77	71
1917	48	55	60	50	1924	70	70	50	58
1918	69	60	51	57	1925	51	67	76	72

BEANS, DRY  
[Dollars per bushel]

Year	Jan.	Feb.	Mar.	Apr.	May	June	July	Aug.	Sept.	Oct.	Nov.	Dec.
1910	1.85	1.98	1.95	1.78	1.84	1.78	2.02	2.05	2.04	1.86	1.78	1.85
1911	1.85	1.78	1.77	1.77	1.72	1.72	1.92	1.94	1.90	2.05	2.08	2.07
1912	2.11	2.14	2.15	2.16	2.26	2.40	2.32	2.29	2.30	2.49	2.62	1.82
1913	1.95	1.90	1.74	1.71	1.85	1.87	1.82	1.75	1.94	1.78	1.75	1.75
1914	1.70	1.70	1.68	1.75	1.85	1.85	1.80	2.19	2.24	1.84	2.02	2.18
1915	2.55	2.90	2.75	2.61	2.75	2.79	2.57	2.49	2.65	2.93	3.01	3.25
1916	3.40	3.41	3.20	3.44	3.48	3.81	6.28	4.80	4.94	4.75	5.95	5.90
1917	6.00	6.30	7.00	7.90	6.80	9.10	8.16	7.20	6.70	8.00	7.60	7.00
1918	7.19	7.15	7.20	6.85	6.50	6.70	5.25	5.90	5.25	5.25	5.60	4.80
1919	4.80	4.90	4.40	4.40	4.39	4.46	4.46	4.60	4.30	4.29	4.29	4.14
1920	4.19	4.06	3.75	4.00	4.39	4.30	4.56	4.10	3.30	2.50	2.50	2.10
1921	2.10	2.05	2.15	1.95	1.90	1.95	1.80	2.25	2.50	2.46	2.49	2.46
1922	2.39	2.50	3.40	3.05	4.00	5.20	4.80	3.00	2.55	3.09	3.05	3.80
1923	4.40	4.45	4.45	4.30	4.10	4.15	3.85	3.00	3.10	3.29	3.30	3.00
1924	3.00	3.00	2.85	3.19	3.00	2.68	2.66	2.99	2.99	3.00	3.15	3.00
1925	3.26	3.80	3.30	3.46	3.26	3.54	3.90	2.75	2.40	3.00	2.95	2.86

TABLE 22.—Michigan: Monthly farm price—Continued

COTTONSEED MEAL (AS BOUGHT)

[Dollars per ton]

Year	Jan.	Feb.	Mar.	Apr.	May	June	July	Aug.	Sept.	Oct.	Nov.	Dec.
1910		36.00				34.50	34.60	34.40	34.00	34.40	33.00	33.20
1911	33.20	32.70	32.00	31.00	30.30	32.50	32.30	31.50	32.00	32.40	31.70	32.40
1912	31.60	33.00	34.30	33.60	33.60	33.80	33.50	33.70	33.60	32.50	31.90	33.10
1913	32.30	32.80	32.30	30.30	33.00	33.40	32.90	32.40	33.00	33.70	34.10	34.40
1914	34.30	34.50	34.20	34.70	34.60	33.60	34.60	34.90	33.60	33.70	32.60	32.70
1915	33.30	33.80	33.40	33.60	33.50	33.60	33.70	33.00	34.00	34.50	35.80	37.80
1916	33.40	37.80	38.50	37.80	37.20	36.40	37.50	37.60	38.20	39.30	42.90	43.00
1917	44.00	44.70	40.60	46.60	48.00	49.00	50.00	49.00	53.40	53.70	53.80	50.60
1918	58.40	59.50	59.30	59.40	59.70	59.50	58.30	58.50	61.70	62.80	62.40	63.80
1919	60.10	67.80	68.10	67.60	68.00	68.10	68.50	77.00	50.00	70.80	80.80	80.80
1920	83.40	83.10	84.80	83.60	83.40	83.40	83.10	76.70	76.00	68.00	59.00	54.00
1921	48.00	47.50	44.50	43.50	42.00	44.00	43.00	40.00	46.00	48.00	47.00	48.00
1922	50.00	50.00	52.00	54.00	56.00	55.00	55.00	50.00	49.50	48.50	53.00	57.00
1923	58.60	58.80	59.20	58.30	55.00	58.00	56.20	57.30	55.90	57.00	58.00	59.00
1924	58.80	64.00	56.00	56.50	57.00	58.00	55.00	58.20	60.00	58.00	66.00	66.00
1925	54.00	60.00	56.00	52.00	51.00	53.00	65.40	52.70	33.80	53.80	51.40	51.00

HAY (LOOSE)

[Dollars per ton]

1908	12.30	12.08	11.85	11.38	11.00	10.12	9.12	8.82	8.52	8.65	8.82	8.02
1909	8.02	8.88	9.15	9.55	10.50	11.10	10.60	10.30	10.45	10.90	11.35	11.85
1910	12.75	13.70	14.45	14.95	13.15	12.85	12.65	13.35	13.70	13.60	13.80	13.20
1911	12.60	12.70	12.70	13.60	15.35	15.90	14.85	14.90	15.80	16.10	16.00	16.95
1912	17.50	18.25	18.90	20.10	20.70	18.95	15.95	13.70	12.05	13.05	12.85	12.55
1913	12.10	11.40	10.85	10.15	10.25	10.90	11.45	12.30	13.05	13.35	13.35	13.65
1914	12.80	12.45	12.15	12.20	12.50	12.15	11.90	12.15	12.30	12.30	12.10	12.10
1915	12.10	12.15	12.15	12.05	12.30	12.05	12.30	11.90	12.10	11.95	11.65	12.05
1916	12.10	12.20	12.20	12.75	13.60	13.80	12.15	10.40	10.05	9.80	9.80	10.20
1917	10.55	10.65	10.60	11.05	12.50	13.80	13.15	11.80	11.80	13.10	15.60	18.00
1918	10.65	20.82	20.88	19.40	18.00	10.75	15.35	16.85	20.40	22.55	23.25	23.10
1919	23.00	22.30	21.75	24.65	28.60	20.10	25.16	23.50	24.40	23.15	22.85	23.60
1920	24.40	25.60	26.15	26.45	27.50	28.05	26.60	24.40	22.95	21.90	21.10	20.25
1921	18.10	16.10	14.65	12.95	12.30	12.25	12.55	13.00	13.00	13.35	13.10	13.45
1922	13.35	12.80	13.15	14.00	14.45	14.30	12.75	10.65	10.25	10.25	10.05	10.15
1923	10.20	10.00	9.75	6.70	10.05	10.40	10.45	10.80	11.55	12.20	13.45	14.20
1924	15.00	15.00	15.00	15.30	16.70	16.80	15.20	15.60	15.00	13.50	12.50	12.00
1925	11.00	10.50	9.40	9.60	9.50	10.00	14.70	16.60	15.40	14.90	16.40	16.60

ALFALFA HAY

[Dollars per ton]

1914										12.60	13.40	13.00
1915	13.30	14.20	13.90	13.40	14.30	13.20	14.10	13.40	13.20	13.10	13.30	12.30
1916	13.20	13.30	14.10	13.50	14.30	13.60	11.60	10.60	10.50	10.80	11.00	11.50
1917	10.60	12.00	11.70	12.90	13.80	10.70	14.00	13.40	12.70	15.00	19.30	20.50
1918	21.80	23.00	25.50	21.40	20.80	17.00	17.50	18.60	21.60	26.00	28.00	28.50
1919	20.50	26.50	28.70	28.40	32.40	32.30	25.60	28.00	24.60	28.10	28.20	28.60
1920	30.20	30.20	30.50	30.00	32.40	31.70	29.60	28.10	28.00	24.00	22.00	21.50
1921	20.00	18.00	16.90	14.50	14.60	14.00	18.00	15.00	17.00	18.00	18.70	16.00
1922	15.20	15.00	17.50	17.50	16.00	17.00	12.50	12.50	12.00	11.50	11.00	12.70
1923	13.00	12.40	12.00	12.50	12.20	12.00	12.20	11.20	14.00	14.10	16.60	17.50
1924	18.20	18.00	18.50	19.00	18.50	18.00	17.00	16.20	15.50	15.00	14.80	14.00
1925	13.60	13.00	11.90	11.00	11.00	11.60	15.00	18.60	17.50	18.10	18.50	20.00

CLOVER HAY

[Dollars per ton]

1914										10.30	10.00	10.50
1915	10.40	10.40	10.40	10.70	11.30	11.30	11.20	10.50	10.70	10.30	10.70	10.20
1916	10.70	10.60	11.00	11.30	12.70	12.60	10.30	8.70	8.40	8.50	8.90	9.10
1917	9.00	9.40	9.60	10.30	11.60	13.10	12.60	10.40	10.60	12.60	15.90	17.90
1918	10.40	20.80	21.90	19.70	18.50	15.70	15.80	17.00	20.40	22.40	23.30	23.40
1919	22.60	21.70	21.70	25.00	29.60	28.60	23.10	22.80	22.40	24.30	23.50	23.70
1920	25.20	26.10	26.00	27.00	28.30	28.50	25.70	24.20	23.40	22.00	20.00	19.50
1921	17.20	14.50	13.80	12.90	12.90	12.20	14.30	13.90	15.00	15.00	14.80	14.50
1922	18.70	13.50	13.00	14.00	13.60	15.00	11.00	10.50	10.00	9.50	10.00	10.30
1923	9.00	10.00	10.00	9.90	9.90	10.20	10.50	11.00	13.20	12.20	13.70	14.30
1924	14.60	14.60	15.00	15.50	16.00	16.50	16.00	12.50	12.00	12.50	12.70	12.30
1925	11.50	10.20	10.40	10.00	11.40	11.00	13.00	15.00	14.80	15.10	16.00	17.00



TABLE 22.—Michigan: Monthly farm price—Continued

TIMOTHY HAY

[Dollars per ton]

Year	Jan.	Feb.	Mar.	Apr.	May	June	July	Aug.	Sept.	Oct.	Nov.	Dec.
1914										12.00	11.90	12.10
1915	12.10	11.90	12.10	12.40	13.00	12.90	13.40	12.40	12.70	12.30	12.70	12.30
1916	12.90	12.80	13.20	13.70	14.50	15.30	12.90	10.40	10.00	10.10	10.50	10.70
1917	10.50	11.00	11.00	11.60	13.10	14.50	14.10	12.00	12.30	14.10	17.90	20.20
1918	21.20	22.40	23.20	21.70	20.10	18.20	17.00	19.70	22.50	24.50	25.40	25.30
1919	24.00	24.00	23.50	27.00	32.00	31.00	25.30	24.70	24.20	25.00	24.60	25.10
1920	25.80	26.50	26.90	27.70	20.40	29.90	27.00	25.50	25.00	23.10	22.00	20.60
1921	18.50	18.50	15.00	14.00	13.50	13.00	14.60	15.50	16.80	16.00	16.00	15.70
1922	15.00	14.50	14.00	15.00	10.00	16.00	13.00	12.00	11.00	10.70	10.80	11.30
1923	11.20	11.30	10.80	10.70	11.00	11.30	11.80	12.10	13.30	13.30	15.00	15.00
1924	15.00	15.20	10.00	10.40	10.50	17.00	16.50	13.40	14.00	13.50	13.10	12.70
1925	12.50	12.10	11.70	10.20	12.10	11.10	14.70	16.50	15.50	18.50	17.40	17.10

PRAIRIE HAY

[Dollars per ton]

1915	6.80	6.30		8.00				6.00			6.00	5.60
1916				7.00	8.00	5.70	5.30		6.10	6.15		6.00
1917				8.00						6.30	6.30	6.00
1918	11.70		12.50		10.00				9.40	13.40	10.50	11.00
1919	10.70	12.50										18.30
1920	18.00				17.70					12.00	12.50	11.00
1921										7.50	7.00	9.00
1922	9.00	9.00	9.00	11.00	10.50	12.00	10.00	7.50	7.50	7.20	7.20	6.00
1923	6.50	8.30	8.30	8.40	8.30	8.50	8.00	7.50	7.50	7.00		7.00
1924								8.00				
1925					7.50	6.00	10.00	10.00	12.00			10.00

MAPLE SUGAR

[Cents per pound]

Year	Feb.	Mar.	Apr.	May	June	Year	Feb.	Mar.	Apr.	May	June
1912	15.0	13.0	15.0	13.0	13.0	1919	20.0	28.0	30.0	33.0	33.0
1913	13.0	13.7	14.8	15.0	14.5	1920		30.0	40.0	45.0	42.0
1914		14.0	14.0	15.0	15.0	1921	22.0	31.0	32.0	31.0	
1915		15.0	14.8	14.3	16.1	1922		25.0	30.0	35.0	32.0
1916	14.8	14.2	17.1	16.0	17.0	1923			35.0	32.0	
1917	18.5	16.0	18.5	18.0	20.0	1924	25.0	25.0	30.0	30.0	
1918	20.0	26.0	24.0	25.0	20.0	1925	40.0		40.0	36.7	30.0

MAPLE SIRUP

[Dollars per gallon]

1912	1.05	1.23	1.25	1.20	1.10	1919	2.00	2.20	2.20	2.30	2.30
1913	1.21	1.15	1.28	1.26	1.27	1920	2.40	2.80	3.00	3.20	3.20
1914		1.20	1.25	1.30	1.25	1921	2.50	2.60	2.75	2.55	2.65
1915	1.25	1.26	1.25	1.30	1.23	1922	2.30	2.40	2.50	2.50	2.30
1916	1.14	1.24	1.37	1.35	1.30	1923	2.00	2.40	2.50	2.50	2.85
1917	1.30	1.55	1.50	1.00	1.60	1924	2.20	2.30	2.50	2.50	2.50
1918	1.85	2.00	2.15	2.25	1.05	1925	2.25	2.00	2.40	2.64	2.92

TABLE 22.—Michigan: Monthly farm price—Continued

CLOVER SEED (AS SOLD)

[Dollars per bushel]

Year	Jan.	Feb.	Mar.	Apr.	May	June	July	Aug.	Sept.	Oct.	Nov.	Dec.
1910.....	8.57	7.81	7.44	7.00	6.09	6.30	6.90	7.50	8.25	8.10	7.50	7.80
1911.....	7.80	7.80	8.60	8.20	8.16	8.12	8.31	9.25	10.60	10.40	10.70	10.63
1912.....	10.85	11.30	12.11	12.52	12.41	11.35	13.43	9.85	9.59	9.60	9.62	9.51
1913.....	9.60	10.30	10.35	11.21	11.30	10.12	10.80	9.52	7.20	6.90	7.15	7.70
1914.....	7.95	7.80	7.80	7.55	7.40	7.50	8.00	9.10	9.30	8.05	8.00	7.95
1915.....	8.20	8.30	8.15	7.90	7.85	7.60	7.50	8.20	8.90	10.30	9.80	10.40
1916.....	10.50	10.70	11.00	10.20	9.80	9.60	9.40	9.50	8.40	8.30	9.25	9.20
1917.....	9.25	9.70	10.10	9.60	9.70	9.70	10.40	10.40	10.60	12.10	13.00	13.30
1918.....	14.50	17.40	18.40	19.50	18.40	16.60	15.50	16.60	17.60	19.30	20.60	21.30
1919.....	21.00	21.70	23.10	27.40	27.80	20.00	24.20	26.40	25.90	27.50	27.50	28.60
1920.....	28.90	31.60	32.30	31.95	28.10	25.20	26.00	30.70	15.50	11.50	10.60	10.00
1921.....	16.50	10.00	10.60	10.75	10.00	10.50	9.00	9.80	10.00	9.90	9.75	9.80
1922.....	10.30	11.25	13.00	12.90	12.40	11.80	11.50	10.40	8.00	9.40	10.50	10.90
1923.....	10.00	11.00	11.10	10.20	10.20	10.00	9.80	9.10	10.60	11.70	11.10	11.10
1924.....	11.20	11.40	13.80	11.70	11.20	11.50	11.00	11.00	11.00	12.00	14.00	14.30
1925.....	15.00	10.00	16.70	17.50	16.50	16.20	15.00	14.80	15.70	15.20	14.90	16.20

CLOVER SEED (AS BOUGHT)

[Dollars per bushel]

1912.....	11.15	11.57	11.92	12.91	13.27	13.17	12.67	12.12	11.60	11.02	11.42	11.15
1913.....	9.10	9.15	9.60	9.17	9.15	9.20	9.70	10.30	11.00	10.50	9.80	9.30
1914.....	9.85	10.00	9.60	9.50	9.50	9.45	9.80	9.60	10.40	11.80	11.80	11.70
1915.....	11.00	12.80	13.10	12.30	12.10	11.40	11.40	11.50	10.60	10.00	10.60	10.90
1916.....	10.60	11.40	12.00	11.80	12.00	12.00	12.50	12.30	12.80	13.80	14.70	14.40
1917.....	17.00	20.00	21.20	21.40	20.80	19.80	19.10	19.50	20.10	21.00	22.90	23.60
1918.....	21.00	24.40	25.00	30.30	30.30	29.70	28.30	30.20	30.20	30.00	30.70	31.10
1919.....	32.30	35.80	35.80	35.00	32.70	32.00	28.30	24.90	20.30	16.20	14.90	13.60
1921.....	13.25	12.70	15.60	13.25	13.50	13.50	13.50	13.80	14.00	13.25	12.50	12.50
1922.....	13.00	14.00	15.60	15.40	15.40	14.60	14.00	14.20	10.40	11.70	12.70	12.00
1923.....	13.60	13.90	13.50	13.00	13.20	13.00	13.00	13.20	13.30	14.10	13.75	13.50
1924.....	13.30	13.90	14.00	14.00	14.00	14.50	14.00	14.80	14.30	15.00	16.50	16.00
1925.....	18.00	10.00	20.30	20.80	10.40	20.40	19.30	19.30	18.00	16.50	18.20	18.70

TIMOTHY SEED (AS SOLD)

[Dollars per bushel]

1910.....									3.87	3.82	3.90	3.80
1911.....	4.10	4.34	5.00	5.35	5.20	5.42	5.15	5.03	6.64	6.00	6.08	6.60
1912.....	6.93	7.27	7.01	7.30	7.30	6.81	5.99	3.95	2.42	2.90	2.20	2.05
1913.....	2.00	2.23	1.77	2.04	1.97	2.10	2.37	2.48	2.48	2.50	2.40	2.40
1914.....	2.40	2.40	2.40	2.50	2.50	2.35	2.55	2.85	2.80	2.50	2.45	2.30
1915.....	2.90	3.00	3.10	3.05	2.90	2.80	2.70	3.10	3.20	3.45	3.25	3.30
1916.....	3.50	3.40	3.50	3.70	3.60	3.60	3.65	2.90	2.50	2.50	2.60	2.70
1917.....	2.55	2.50	2.70	3.10	3.20	3.30	3.60	3.50	3.50	3.50	3.00	3.60
1918.....	3.80	4.00	4.10	4.10	4.00	3.70	3.00	4.00	4.25	4.45	4.00	4.70
1919.....	4.70	4.60	4.90	5.10	5.30	5.30	5.30	5.60	5.20	5.40	5.20	5.10
1920.....	5.60	6.00	6.20	6.25	6.00	6.00	5.80	4.70	4.20	3.50	3.55	3.60
1921.....	3.60	3.25	3.20	3.10	3.20	3.20	3.30	3.10	3.05	2.90	3.10	2.80
1922.....	3.00	3.10	3.20	3.60	3.20	3.50	3.00	2.90	2.40	2.00	3.00	3.20
1923.....	3.20	3.00	3.40	3.00	3.20	3.20	3.10	3.10	3.30	3.60	3.40	3.30
1924.....	3.50	3.00	3.60	3.70	3.80	3.60	3.10	3.70	3.50	3.60	3.50	3.70
1925.....	3.60	3.60	3.10	3.30	3.60	3.40	3.60	3.10	3.50	3.70	3.40	3.70

TIMOTHY SEED (AS BOUGHT)

[Dollars per bushel]

1912.....						7.53	7.35	4.40	3.65	3.60	2.90	2.75
1913.....	2.55	2.55	2.34	2.50	2.65	2.54	2.72	3.05	3.10	3.00	3.00	2.90
1914.....	2.80	3.00	3.10	3.08	3.10	3.05	3.15	3.40	3.45	3.30	3.20	3.15
1915.....	3.60	3.70	3.75	3.70	3.60	3.55	3.70	3.80	3.90	4.00	3.85	3.90
1916.....	4.00	4.20	4.25	4.30	4.15	4.30	4.40	4.00	3.50	3.20	3.30	3.40
1917.....	3.30	3.40	3.40	3.40	3.90	4.00	4.20	4.20	4.20	4.40	4.30	4.30
1918.....	4.50	4.60	4.70	4.70	4.90	4.90	4.80	5.00	5.10	5.30	5.25	5.30
1919.....	5.60	5.60	5.70	5.80	5.90	6.00	5.90	6.00	6.20	6.30	6.30	6.30
1920.....	6.00	7.10	7.20	7.20	7.00	7.00	6.80	6.50	5.60	4.90	4.80	4.70
1921.....	4.40	4.05	3.90	3.85	4.00	3.90	4.20	3.90	3.60	3.60	3.00	3.70
1922.....	3.90	3.90	4.10	4.30	4.20	4.20	3.50	3.80	3.60	3.60	3.70	3.80
1923.....	3.00	4.10	3.90	4.00	4.00	3.50	3.50	3.80	4.20	4.20	4.00	4.30
1924.....	4.20	4.20	4.50	4.40	4.50	4.60	4.30	4.30	4.30	4.20	4.00	4.10
1925.....	4.00	4.20	4.20	4.10	4.10	4.10	4.20	4.20	4.40	4.40	4.20	4.20

TABLE 22.—Michigan: Monthly farm price—Continued

## ALFALFA SEED (AS SOLD)

[Dollars per bushel]

Year	Jan.	Feb.	Mar.	Apr.	May	June	July	Aug.	Sept.	Oct.	Nov.	Dec.
1912							9.81	10.57	10.12	9.32	10.00	
1913	10.39	9.64	10.08	10.48	9.70	10.85	11.67	10.23	8.59	8.00	8.89	8.20
1914	8.35	7.00	7.05	7.00	8.29	8.60	8.55	8.59	9.00	8.70	8.50	8.20
1915	9.10	9.40	9.25	9.80	0.40	9.70	10.00	9.70	9.70	10.50	10.60	11.20
1916	11.10	11.50	11.60	11.50	11.60	12.58	10.00	12.00	10.20	9.20	10.70	10.30
1917	6.50	6.20	10.50	10.30	10.40	10.50	11.00	10.00	10.40	11.40	13.00	12.80
1918	13.90	12.60	13.40	14.40	15.00					14.50	13.00	13.30
1919	14.80	14.50	14.40	15.60	15.10	16.30	14.30	15.30	14.40	17.10	19.40	20.80
1920	22.30	24.60	28.60	20.00	26.80	25.30	27.00	21.60	17.00	12.50	12.50	15.00
1921		12.00	12.00	12.50	13.00	14.00	12.50	11.50		12.00	12.00	11.50
1922	12.00	11.75	12.00	13.00	13.00	12.50	12.10	11.60	10.20	12.00	11.90	11.40
1923	13.00	12.60	13.00	14.00	14.50	10.70	10.70	11.50	12.80	14.20	14.50	14.80
1924	14.50	14.20	14.00	14.50	14.50	14.20		14.00				13.00
1925	13.50				14.50	15.00	14.50	13.00	12.60	13.30	12.20	15.20

## ALFALFA SEED (AS BOUGHT)

[Dollars per bushel]

1912						12.52	12.05	11.50	11.85	11.74	11.79	12.07
1913	11.07	11.48	11.63	11.72	11.01	11.38	11.73	11.37	10.40	9.60	9.30	9.50
1914	9.00	8.90	8.90	8.90	9.00	9.30	9.40	9.90	10.40	10.30	9.80	9.60
1915	10.00	10.50	10.90	10.90	10.60	10.80	10.50	10.70	11.50	11.50	11.80	11.90
1916	12.10	13.00	13.10	13.30	13.40	13.20	12.90	12.40	11.90	11.80	11.20	11.70
1917	11.40	11.30	11.50	11.80	12.00	12.00	12.20	12.00	12.30	13.00	12.50	13.30
1918	14.50	14.90	15.00	14.90	15.20	15.00	15.30	15.50	14.50	15.30	15.30	16.00
1919	16.30	15.70	16.00	17.00	17.70	17.60	17.50	18.40	18.00	18.70	20.80	22.50
1920	24.20	28.00	30.10	30.00	30.00	29.20	28.20	25.40	22.00	18.00	10.00	15.00
1921	17.00	14.75	14.50	15.00	15.25	14.75	14.00	15.50	14.60	14.50	13.60	14.20
1922	13.90	14.00	14.00	15.80	10.20	17.00	16.20	14.50	14.00	13.60	14.00	13.40
1923	15.50	14.40	15.50	16.10	15.80	15.80	16.00	14.10	14.60	14.90	14.50	15.50
1924	15.30	15.20	16.00	17.70	17.20	16.00	17.00	18.10	17.50	17.00		16.00
1925	15.50	16.00	18.30	17.70	10.40	17.40	16.20	18.30	16.70	16.80	15.50	16.60

## BEEF CATTLE

[Dollars per 100 pounds]

1910	5.10	4.60	4.60	4.70	5.60	5.20	5.10	4.60	4.70	4.30	4.60	4.40
1911	4.50	4.60	4.70	4.80	4.60	4.60	4.50	4.40	4.60	4.20	4.20	4.20
1912	4.40	4.60	4.80	5.10	5.60	5.30	5.00	5.20	5.20	5.30	4.90	5.10
1913	5.30	5.30	5.00	6.40	6.00	6.30	6.10	6.30	6.00	6.10	5.90	6.00
1914	6.30	6.30	6.50	6.40	6.50	6.60	6.80	6.60	6.60	6.40	5.90	6.00
1915	6.10	6.00	6.10	6.10	6.20	6.20	6.10	6.10	6.10	5.90	5.70	5.40
1916	5.60	6.10	6.20	6.60	6.90	7.00	6.70	6.40	6.10	5.90	6.00	6.20
1917	6.40	7.10	7.50	8.00	8.70	8.50	8.90	7.00	7.00	7.80	7.20	7.50
1918	7.00	7.90	8.40	9.10	9.80	10.60	9.60	8.50	9.00	8.80	8.40	8.60
1919	8.80	9.00	9.50	10.70	10.60	10.00	9.90	9.40	8.50	8.50	8.40	8.40
1920	8.70	8.70	9.00	9.15	9.30	9.10	9.00	8.40	8.40	8.10	7.50	8.40
1921	6.50	6.10	6.70	6.60	6.10	6.20	5.70	5.60	5.60	5.00	5.00	5.10
1922	5.10	5.30	5.60	5.60	6.10	6.20	6.20	6.00	5.50	5.60	5.60	5.60
1923	5.60	5.70	6.10	6.00	6.10	6.30	6.00	6.20	6.40	6.00	5.80	5.50
1924	5.50	5.40	5.50	6.00	6.00	6.00	5.90	5.40	5.40	5.50	5.70	5.80
1925	5.70	5.60	6.40	6.60	6.50	6.50	6.60	6.20	6.50	6.00	6.30	6.20

## VEAL CALVES

[Dollars per 100 pounds]

1910	6.50	7.20	7.20	6.30	7.30	6.80	6.70	6.80	7.30	7.40	7.00	7.30
1911	7.30	6.80	6.90	7.30	5.50	5.80	6.20	6.40	6.80	6.80	6.70	6.50
1912	6.70	6.70	6.80	6.50	6.60	6.50	6.60	7.20	7.40	7.30	7.20	7.30
1913	7.90	7.90	8.20	8.20	7.40	8.00	7.80	8.20	8.30	8.30	8.60	8.60
1914	8.80	8.60	8.80	8.20	7.60	8.00	8.50	8.30	8.20	8.50	7.80	7.70
1915	8.10	8.10	8.30	7.80	7.70	7.80	8.00	7.00	8.20	8.30	8.00	8.00
1916	8.20	8.70	8.80	8.30	8.40	8.50	9.10	8.00	8.00	9.00	9.00	9.00
1917	9.90	10.00	10.00	11.20	10.70	11.10	11.30	11.30	12.30	12.50	11.10	11.90
1918	12.80	11.90	12.50	12.70	12.10	12.70	13.00	13.00	14.20	14.80	14.20	14.50
1919	14.40	14.00	15.00	14.60	13.60	14.20	16.40	16.40	16.30	15.70	15.10	16.00
1920	16.80	15.90	15.70	14.90	13.00	12.70	13.30	13.60	14.60	14.40	13.50	10.90
1921	11.30	11.20	10.50	8.50	8.80	8.60	8.10	9.00	9.50	9.30	8.80	8.90
1922	8.00	9.70	9.50	8.00	8.30	9.20	8.80	8.10	10.50	10.00	9.00	9.50
1923	10.10	10.70	10.40	10.00	8.70	9.00	9.40	10.10	10.80	10.40	9.00	9.80
1924	11.00	11.00	10.50	10.20	10.00	9.70	9.20	9.40	10.00	10.60	10.00	9.50
1925	10.00	11.20	11.60	10.00	10.30	9.70	10.80	10.50	11.70	12.00	11.20	11.70

PRICES OF FARM PRODUCTS RECEIVED BY PRODUCERS

67

TABLE 22.—Michigan: Monthly farm price—Continued

MILK COWS

[Dollars per head]

Year	Jan.	Feb.	Mar.	Apr.	May	June	July	Aug.	Sept.	Oct.	Nov.	Dec.
1910	41.50	43.70	42.70	41.60	42.90	43.00	44.00	43.70	43.10	43.20	45.00	45.20
1911	47.00	45.00	45.00	44.60	43.20	43.00	44.10	41.50	42.00	41.40	40.70	41.00
1912	41.70	42.10	42.00	43.60	44.30	43.60	43.10	44.30	46.70	48.60	45.00	46.80
1913	49.10	49.50	52.30	54.90	54.60	54.00	55.40	55.10	55.20	57.50	59.00	59.10
1914	58.40	60.90	61.10	60.80	60.70	60.30	62.00	61.00	61.20	59.00	60.60	59.70
1915	60.50	60.00	57.00	59.30	58.60	60.40	60.40	59.70	58.00	55.30	55.00	56.10
1916	55.70	57.10	64.60	68.30	60.60	70.60	69.00	69.50	59.40	68.30	61.40	61.00
1917	60.00	62.90	64.60	77.50	78.70	80.70	80.10	77.00	69.40	81.60	81.80	81.10
1918	73.00	73.30	76.80	88.30	88.30	95.00	93.80	95.00	92.30	93.00	95.70	98.10
1919	83.00	81.50	84.60	90.20	93.50	96.90	93.80	93.80	92.60	91.60	80.00	73.00
1920	95.60	97.30	95.40	95.00	93.00	96.90	93.80	93.00	93.00	93.00	95.70	95.00
1921	72.00	68.00	68.00	66.00	67.00	60.00	58.00	58.00	58.00	54.00	56.00	58.00
1922	50.00	58.00	56.00	58.00	58.00	58.00	58.00	58.00	58.00	54.00	56.00	58.00
1923	63.00	57.60	58.00	58.40	58.50	57.30	60.00	58.60	54.00	56.00	56.00	58.00
1924	60.00	60.00	60.40	60.60	60.00	68.00	56.00	55.00	56.00	60.70	57.90	59.80
1925	58.50	57.60	60.10	60.80	58.40	57.10	61.60	68.70	68.40	64.40	65.10	60.80

MILK, WHOLESALE

[Cents per gallon]

1910	24	22	23	22	22	21	20	22	20	20	20	21
1911	22	23	21	21	20	20	20	19	20	20	20	19
1912	20	21	22	19	20	20	21	22	22	18	20	18
1913	18	20	20	19	19	20	20	22	22	21	20	18
1914							17	16	17	18	18	18
1915	19	18	19	17	17	18	20	21	20	20	20	20
1916	18	17	18	17	17	22	24	23	23	25	27	28
1917	20	20	21	20	21	22	28	29	29	31	32	30
1918	27	28	31	30	30	33	33	35	35	36	36	36
1919	33	32	32	31	33	34	34	34	34	34	33	31
1920	38	39	34	33	34	34	32	26	26	29	26	27
1921	28	27	25	26	26	26	26	24	24	26	26	27
1922	26	28	26	29	24	24	28	29	29			
1923	30	28	30	27	31	31	28	28	28			

[Dollars per 100 pounds]

1923								2.50	2.60	2.45	2.53	2.40
1924	2.55	2.50	2.20	2.20	2.18	2.40		2.55	2.70	2.60	2.40	2.20
1925	2.30		2.50	2.60	2.60	2.50	2.30		2.37	2.40	2.52	2.34

BUTTER

[Cents per pound]

1909			24	24	24	23	22	22	23	24	26	28	28
1910	28	27	26	26	25	24	24	23	24	24	28	28	28
1911	30	30	22	21	20	19	20	20	21	22	24	26	29
1912	30	30	28	28	27	26	25	24	24	24	28	28	30
1913	30	30	28	27	26	24	22	23	23	25	25	26	28
1914	30	28	28	26	25	24	24	23	23	23	24	25	26
1915	36	28	28	28	27	26	26	26	27	29	31	34	34
1916	28	25	25	35	36	36	31	31	30	30	41	43	44
1917	38	46	43	40	39	38	40	40	41	46	51	54	50
1918	45	48	47	52	52	49	49	51	53	53	61	61	64
1919	54	48	43	43	40	33	27	31	36	38	41	42	42
1920	63	44	43	43	40	33	27	31	36	38	41	42	46
1921	46	34	34	34	35	35	34	34	33	34	38	44	47
1922	37	45	45	44	44	41	39	38	40	42	40	40	45
1923	46	48	48	48	42	41	39	40	40	40	40	40	50
1924	50	48	48	48	42	41	42	42	43	44	48	50	50
1925	42	40	43	43	42	41	42	42	43	44	48	50	50

TABLE 22.—Michigan: Monthly farm price—Continued

BUTTERFAT  
[Cents per pound]

Year	Jan.	Feb.	Mar.	Apr.	May	June	July	Aug.	Sept.	Oct.	Nov.	Dec.
1920												
1921	48	43	45	44	*38	26	33		57	58	58	48
1922	34	34	34	35	34	35	35	2	40	42	45	44
1923	50	47	47	47	41	37	38		36	30	45	53
1924	33	51	47	42	38	39	41		40	45	50	52
1925	41	39	43	42	41	41	42	37	40	38	38	43
								42	45	49	49	49

## HOGS

[Dollars per 100 pounds]

1910	8.20	8.00	9.50	9.50	9.40	8.90	8.50					
1911	7.50	7.20	6.80	6.20	5.70	5.00	5.80	8.30	8.00	8.30	7.60	7.10
1912	5.70	5.80	6.00	6.70	6.00	6.80	6.50	7.20	7.80	6.10	5.60	5.60
1913	6.00	7.30	8.00	8.50	7.60	7.00	8.00	8.30	8.10	7.80	7.10	6.70
1914	7.50	7.90	8.00	8.10	7.60	7.60	7.80	8.40	8.30	8.00	7.40	7.20
1915	6.40	6.20	6.20	6.40	6.80	6.80	6.80	6.70	6.30	7.50	6.50	6.30
1916	6.20	7.20	8.20	8.40	8.70	8.50	8.60	8.50	9.50	8.70	8.50	5.70
1917	9.50	10.80	12.60	14.00	14.20	14.10	14.10	14.50	15.80	16.30	14.60	8.60
1918	14.00	15.10	15.40	15.50	15.70	15.40	15.30	16.90	17.20	16.40	15.70	15.00
1919	15.90	15.80	16.40	17.90	18.40	18.10	20.00	20.00	16.80	14.00	13.40	12.40
1920	13.30	14.20	14.00	14.00	14.00	13.20	14.00	13.90	14.60	14.40	11.80	8.90
1921	8.80	8.50	9.20	8.50	7.70	7.30	8.30	9.40	8.00	7.50	7.00	7.80
1922	7.20	8.80	9.60	9.50	9.70	9.40	9.50	9.10	8.60	8.90	8.00	8.80
1923	7.00	8.30	7.80	7.90	7.40	6.80	7.00	7.20	8.10	7.60	6.90	6.40
1924	6.60	6.70	6.80	6.70	7.00	6.80	6.90	8.60	8.30	9.00	8.60	8.50
1925	9.30	9.50	11.70	11.40	11.10	11.20	12.10	12.50	12.10	11.60	10.60	10.70

## SHEEP

[Dollars per 100 pounds]

1910	5.50	4.70	5.80	6.00	5.70	5.10	4.80	5.00	4.00	4.20	4.20	4.00
1911	3.80	3.70	3.80	4.50	4.80	4.30	3.60	3.70	3.50	3.60	3.60	3.70
1912	3.40	3.60	3.80	4.50	4.80	4.30	4.10	4.00	3.80	3.70	3.50	3.20
1913	4.20	4.60	5.00	5.40	4.80	4.80	4.30	4.30	4.10	3.80	4.10	3.70
1914	4.50	4.80	4.70	4.06	4.60	4.40	4.70	4.70	4.60	4.50	4.40	4.10
1915	4.60	4.40	5.00	5.30	5.40	4.70	4.10	4.60	4.50	4.60	4.60	4.30
1916	5.40	6.10	6.30	6.60	6.00	5.80	5.90	5.60	5.60	5.60	5.80	4.60
1917	7.90	7.90	8.40	9.30	9.00	8.40	8.00	8.10	8.60	8.80	8.10	6.20
1918	9.00	9.50	10.40	10.70	10.80	10.50	10.30	10.70	10.00	9.10	8.80	8.20
1919	8.90	9.30	10.40	10.10	9.40	8.50	8.30	9.30	8.00	7.70	7.20	8.10
1920	8.60	9.80	10.10	11.00	10.10	8.90	8.30	10.70	10.00	9.10	8.80	8.20
1921	4.40	4.60	4.60	4.40	5.00	4.20	4.00	3.70	3.90	3.90	3.50	3.80
1922	4.70	5.20	4.90	4.40	5.00	4.20	4.00	3.70	6.90	5.40	5.50	4.50
1923	6.50	7.10	6.30	6.00	6.30	5.30	5.40	5.40	4.80	5.90	5.80	6.00
1924	5.90	5.80	6.50	7.00	6.00	6.20	5.80	5.00	5.00	6.10	5.30	5.40
1925	6.50	7.10	7.80	7.20	6.40	5.80	6.30	5.50	5.60	5.70	5.30	5.80
									6.00	6.90	6.00	4.50

## LAMBS

[Dollars per 100 pounds]

1910	7.40	7.00	8.00	7.00	7.70	6.80	6.10	6.80	6.50	5.80	5.60	5.60
1911	5.20	5.10	5.40	5.70	5.10	5.70	5.60	5.40	5.10	5.20	4.70	4.80
1912	5.60	5.50	5.50	6.30	6.80	6.50	6.00	6.00	5.70	5.60	5.50	6.10
1913	6.00	7.10	7.40	7.60	6.90	6.80	6.50	6.30	6.10	6.10	6.10	6.40
1914	0.80	6.00	6.00	7.00	6.70	6.80	7.30	7.60	6.50	6.40	6.20	6.50
1915	6.80	8.80	7.70	7.80	7.70	8.00	7.10	6.90	6.90	7.00	7.20	7.20
1916	8.10	9.10	9.30	9.10	8.90	8.60	8.50	8.40	8.60	8.30	8.50	9.30
1917	10.80	11.50	11.90	12.40	12.60	12.20	12.00	12.10	13.10	13.90	13.30	14.30
1918	14.50	14.20	14.10	15.40	15.00	14.60	15.00	14.10	14.40	13.90	13.30	13.00
1919	13.80	14.20	15.20	15.80	14.30	13.70	12.40	12.00	13.00	12.00	11.80	13.00
1920	14.40	15.60	15.10	15.90	14.70	13.70	12.40	12.00	11.10	10.10	10.30	9.30
1921	9.30	7.60	8.40	7.50	8.10	8.60	8.70	8.00	7.60	6.20	7.10	8.40
1922	6.60	10.50	11.00	11.70	12.00	11.00	10.80	10.10	10.30	10.80	11.40	11.80
1923	12.00	12.20	12.30	11.20	11.20	12.00	11.50	11.20	11.50	11.30	10.50	10.80
1924	10.80	11.40	12.20	12.00	12.30	11.20	10.80	11.80	11.20	11.20	11.20	11.50
1925	13.50	13.00	14.90	13.00	11.90	12.20	12.00	11.90	12.40	12.00	12.00	13.40

TABLE 22.—Michigan: Monthly farm price—Continued

WOOL (UNWASHED)  
[Cents per pound]

Year	Jan.	Feb.	Mar.	Apr.	May	June	July	Aug.	Sept.	Oct.	Nov.	Dec.
1910	31	30	29	24	26	22	21	22	21	21	22	21
1911	21	20	19	17	16	16	16	19	19	18	19	19
1912	19	20	20	19	19	22	23	22	22	22	22	21
1913	23	21	20	18	18	18	19	19	19	19	19	19
1914	19	19	19	20	20	21	23	22	23	22	22	22
1915	23	23	26	29	27	29	29	29	29	27	30	29
1916	29	31	31	31	33	35	35	35	35	34	36	36
1917	39	37	42	47	51	50	65	65	63	65	64	60
1918	67	65	65	65	64	65	65	65	69	65	65	64
1919	65	62	62	60	62	57	60	61	61	62	60	60
1920	62	62	60	58	58	44	32	31	32	32	25	25
1921	24	22	21	18	19	18	19	18	15	19	18	21
1922	21	26	28	27	30	37	37	35	36	38	38	39
1923	38	36	40	41	46	46	43	40	41	41	40	39
1924	42	44	42	43	40	35	35	30	38	41	42	47
1925	45	47	50	41	35	36	40	41	41	42	44	43

HORSES  
[Dollars per head]

1910	165	172	173	172	150	166	172	174	166	164	165	166
1911	167	168	166	175	171	167	170	167	169	167	164	163
1912	163	175	175	179	185	176	178	175	174	175	165	170
1913	174	174	180	182	177	179	178	177	173	173	172	167
1914	167	171	175	170	174	169	175	172	165	161	165	164
1915	165	169	170	165	172	167	167	160	160	160	167	162
1916	159	156	158	154	160	160	161	161	151	152	148	145
1917	145	146	150	160	165	164	162	155	144	134	146	139
1918	142	149	156	169	159	155	154	160	153	137	134	128
1919	135	130	136	140	141	144	142	153	130	120	120	120
1920	127	129	142	147	144	143	138	137	132	113	106	107
1921	165	120	124	127	127	126	122	130	115	112	102	109
1922	168	126	126	122	120	120	120	110	115	107	106	104
1923	110	120	120	112	111	115	120	110	109	109	105	100
1924	95	94	95	96	98	100	100	97	95	100	102	98
1925	85	90	105	110	114	105	96	97	99	97	97	87

CHICKENS  
[Cents per pound]

1909		9.5	10.0	10.0	10.0	10.0	11.0	10.0	10.0	10.0	10.0	10.0
1910	11.2	11.6	12.0	12.0	11.9	11.8	12.0	12.0	11.8	11.2	10.4	10.1
1911	10.4	10.4	10.6	11.0	10.9	10.8	10.8	10.8	10.7	10.0	9.0	8.8
1912	9.5	10.2	10.8	11.3	11.3	11.0	10.8	10.8	11.0	11.2	10.8	10.6
1913	10.8	11.1	11.8	12.2	12.2	12.4	13.2	12.2	12.5	11.6	10.8	10.5
1914	11.0	11.1	12.4	13.3	12.6	12.6	13.1	13.1	12.4	11.4	10.3	9.8
1915	10.4	10.8	11.8	12.0	12.3	11.5	11.6	11.5	11.8	11.3	10.3	10.1
1916	10.9	11.9	13.1	14.1	14.2	13.7	13.9	13.7	14.5	14.2	13.5	13.0
1917	13.9	15.5	15.7	18.0	18.3	18.1	17.2	17.0	18.8	18.2	16.5	17.0
1918	18.5	19.7	21.4	22.0	21.5	20.5	21.5	22.7	23.7	22.0	20.8	20.4
1919	22.4	21.8	24.0	26.7	28.0	26.0	26.0	27.0	25.0	22.0	20.0	20.0
1920	23.8	25.2	26.0	29.2	28.5	26.5	27.0	27.0	27.0	23.0	21.0	19.0
1921	21.0	22.0	23.0	23.0	23.0	19.0	22.0	21.0	20.0	19.0	16.0	17.0
1922	17.0	19.0	20.0	21.0	21.0	19.0	21.0	20.0	19.0	18.0	16.0	17.0
1923	16.8	17.5	20.0	20.4	20.0	20.0	20.0	20.0	21.0	18.8	17.0	16.5
1924	17.3	17.4	19.3	20.3	21.0	19.9	18.4	19.3	20.0	19.2	19.5	18.5
1925	19.5	20.3	22.4	23.4	22.7	23.0	22.8	21.3	21.1	20.2	20.2	19.5

TURKEYS  
[Cents per pound]

Year	Jan.	Oct.	Nov.	Dec.	Year	Jan.	Oct.	Nov.	Dec.
1912		13.8	15.2	16.0	1919	29.7	27.0	27.0	30.0
1913	15.7	16.2	16.2	15.4	1920	32.8	29.0	29.0	31.0
1914	16.5	14.8	15.8	16.3	1921	32.0	25.0	25.0	33.0
1915	15.4	14.6	15.7	16.5	1922	31.0	23.0	29.0	35.0
1916	10.8	17.8	19.4	20.2	1923	29.3	29.8	30.0	36.0
1917	21.0	21.0	22.1	23.0	1924	30.0	28.3	32.3	27.9
1918	23.0	25.7	26.5	27.6	1925	28.1		26.8	30.9

TABLE 22.—Michigan: Monthly farm price—Continued

## EGGS

[Cents per dozen]

Year	Jan.	Feb.	Mar.	Apr.	May	June	July	Aug.	Sept.	Oct.	Nov.	Dec.
1909.....		21	20	18	18	19	20	22	22	24	20	28
1910.....	30	27	22	20	20	20	19	20	22	24	20	28
1911.....	26	21	16	15	15	15	13	18	18	22	24	26
1912.....	30	30	24	19	18	18	18	26	22	24	25	26
1913.....	27	24	20	17	17	18	18	19	22	20	30	20
1914.....	29	27	24	16	17	18	19	20	22	24	27	32
1915.....	31	25	16	17	17	17	17	18	21	24	28	30
1916.....	29	25	18	18	19	20	21	23	25	30	28	37
1917.....	37	37	27	29	31	31	31	33	36	38	34	45
1918.....	40	48	35	30	32	32	36	39	40	44	51	59
1919.....	57	56	30	38	42	37	41	44	44	44	51	60
1920.....	64	53	44	38	40	37	40	46	45	55	64	70
1921.....	58	28	29	21	21	21	27	31	32	40	51	55
1922.....	35	34	25	21	22	21	23	22	27	37	40	50
1923.....	40	34	30	22	23	21	22	24	30	35	48	48
1924.....	37	37	22	20	21	22	24	28	35	38	46	52
1925.....	51	40	27	26	27	29	30	31	31	37	47	49

TABLE 23.—Michigan: December 1 farm price of crops, 1866-1925<sup>1</sup>

Year	Wheat	Corn	Oats	Barley	Rye	Buck- wheat	Pota- toes	Tame hay	Wild hay
	Cts. per bu.	Cts. per bu.	Cts. per bu.	Cts. per bu.	Cts. per bu.	Cts. per bu.	Cts. per bu.	Dolls. per ton	Dolls. per ton
1866.....	177	57	33	71	74	63	39	9.58	
1867.....	168	60	40	57	53	74	52	11.56	
1868.....	122	57	37	116	51	61	42	11.16	
1869.....	77	50	39	67	59	63	29	10.14	
1870.....	97	49	35	73	57	56	52	10.03	
1871.....	119	53	37	84	68	71	75	15.58	
1872.....	129	38	28	72	66	67	56	10.86	
1873.....	121	43	31	84	66	72	70	12.89	
1874.....	97	50	45	104	73	59	57	14.07	
1875.....	100	53	37	50	75	60	27	12.04	
1876.....	106	48	41	71	61	63	60	9.17	
1877.....	119	38	29	58	62	56	35	8.37	
1878.....	85	33	27	64	48	48	48	8.47	
1879.....	117	45	35	71	64	63	41	12.56	
1880.....	97	46	35	73	69	61	41	12.30	
1881.....	125	63	40	93	91	90	89	15.15	
1882.....	90	59	37	75	65	67	43	11.75	
1883.....	96	52	35	65	62	56	41	9.30	
1884.....	74	40	29	57	57	60	25	9.75	
1885.....	51	34	28	60	59	53	34	10.71	
1886.....	73	38	34	58	50	55	39	9.50	
1887.....	74	48	32	69	55	67	72	10.80	
1888.....	68	42	30	66	63	55	33	11.20	
1889.....	74	37	25	44	44	51	33	8.00	
1890.....	90	55	41	63	60	55	64	8.60	
1891.....	91	48	32	60	78	60	23	11.00	
1892.....	67	45	35	60	53	49	53	8.40	
1893.....	62	41	32	54	44	44	45	9.16	
1894.....	52	50	34	50	46	55	43	9.04	
1895.....	60	32	23	43	46	43	16	13.09	
1896.....	81	24	19	42	32	38	19	8.48	
1897.....	87	27	23	40	32	35	43	7.75	
1898.....	64	34	27	44	43	42	27	7.15	
1899.....	65	36	25	48	52	55	32	8.59	
1900.....	69	37	26	47	43	51	37	9.45	
1901.....	71	52	41	54	52	51	68	8.61	
1902.....	77	52	33	52	49	53	41	8.30	
1903.....	77	46	36	52	51	54	49	8.03	
1904.....	108	52	33	55	73	61	29	9.09	
1905.....	79	46	30	47	59	53	50	7.70	
1906.....	72	33	33	49	59	53	34	10.35	
1907.....	91	55	46	67	72	65	45	12.60	
1908.....	97	64	49	69	71	71	58	8.76	
1909.....	112	61	41	61	69	66	35	11.40	

<sup>1</sup> These prices are issued by States in December each year and published in supplements to Crops and Markets. Prices for recent years appear in current issues of the Yearbook. The full series for any single State is not available in this form elsewhere.

TABLE 23.—Michigan: December 1 farm price of crops, 1866-1925—Continued

Year	Wheat	Corn	Oats	Barley	Rye	Buck- wheat	Pota- toes	Tams hay	Wild hay
	Cts. per bu.	Cts. per bu.	Cts. per bu.	Cts. per bu.	Cts. per bu.	Cts. per bu.	Cts. per bu.	Dolls. per ton	Dolls. per ton
1910	89	53	35	55	85	62	51	12.60	
1911	85	65	46	56	85	71	71	17.00	
1912	96	57	33	65	65	65	41	12.00	
1913	80	67	39	60	62	70	53	13.10	
1914	193	67	45	65	91	71	39	12.00	8.00
1915	191	68	35	63	85	72	56	12.20	6.00
1916	167	95	53	91	130	115	160	10.00	10.00
1917	204	182	64	110	165	147	105	17.20	6.30
1918	209	130	60	100	150	179	89	25.50	10.60
1919	210	138	71	118	128	137	135	23.40	17.00
1920	168	52	43	87	130	109	62	21.00	12.50
1921	194	48	36	57	70	78	95	13.00	9.20
1922	115	67	41	65	76	80	34	10.10	7.10
1923	96	78	43	64	62	84	44	14.50	8.60
1924	138	100	48	80	106	98	35	12.10	8.60
1925	156	75	40	72	78	90	162	16.50	10.70

TABLE 24.—Michigan: January 1 farm values of livestock per head, 1867-1926

Year	Horses	Mules	Milk cows	Other cattle	Sheep	Hogs	Year	Horses	Mules	Milk cows	Other cattle	Sheep	Hogs
	Dolls.	Dolls.	Dolls.	Dolls.	Dolls.	Dolls.		Dolls.	Dolls.	Dolls.	Dolls.	Dolls.	Dolls.
1867	66.42	70.20	35.12	25.43	2.53	4.78	1867	43.14	37.59	26.57	19.00	2.64	5.82
1868	50.07	65.11	39.54	20.90	1.79	3.08	1868	46.44	46.43	30.85	23.13	3.46	5.70
1869	65.16	72.74	32.91	25.65	1.38	5.21	1869	51.23	51.61	31.30	24.45	3.58	6.04
1870	68.62	77.85	35.40	27.02	1.69	0.75	1870	57.69	64.73	32.70	26.75	3.58	5.20
1871	71.98	84.03	37.17	28.59	2.01	6.66	1871	67.66	61.30	33.31	17.35	3.45	7.15
1872	71.31	80.64	33.79	28.03	2.62	4.28	1872	73.43	63.13	34.45	17.83	3.13	8.58
1873	71.66	80.95	29.70	25.26	2.58	4.03	1873	70.39	61.39	31.52	17.96	3.26	8.76
1874	70.37	74.70	27.73	23.03	2.25	4.35	1874	68.57	62.61	32.79	16.71	3.14	7.34
1875	71.89	77.92	26.50	24.40	2.74	6.09	1875	67.71	68.49	28.77	14.32	3.50	6.67
1876	72.27	84.35	26.50	23.13	2.33	6.96	1876	98.65	98.90	31.50	15.67	4.48	7.60
1877	69.68	86.39	29.42	22.41	2.52	6.82	1877	111.00	115.00	34.00	17.00	4.89	8.45
1878	71.74	85.56	29.18	23.57	2.40	5.01	1878	105.09	107.00	34.00	16.00	4.40	6.60
1879	74.59	87.14	26.85	20.45	2.30	3.77	1879	110.00	111.00	35.25	16.00	3.99	7.60
1880	75.68	85.12	26.68	22.51	2.53	4.02	1880	126.00	122.00	39.50	18.50	4.61	10.50
1881	79.21	95.92	28.69	23.01	3.18	5.83	1881	129.00	130.00	43.50	19.00	4.61	10.50
1882	65.40	78.33	30.20	27.20	3.12	7.67	1882	131.00	135.00	40.50	18.50	3.60	8.50
1883	78.91	91.45	34.87	29.36	3.21	8.45	1883	137.00	139.00	45.00	22.10	4.30	10.80
1884	85.33	103.00	36.44	27.99	3.01	6.10	1884	130.00	133.00	50.70	28.10	4.60	12.30
1885	85.37	102.10	35.90	28.19	2.69	6.07	1885	132.00	131.00	60.50	20.50	5.00	10.90
1886	83.58	90.60	36.38	25.62	2.13	5.27	1886	128.00	133.00	56.20	27.30	5.70	9.09
1887	84.87	101.39	39.27	25.74	2.54	5.82	1887	121.00	122.00	61.50	30.20	7.60	12.40
1888	91.80	103.82	29.00	25.16	2.72	6.39	1888	118.00	119.00	74.00	35.00	12.60	19.80
1889	92.85	102.25	28.75	24.07	2.81	6.94	1889	105.00	106.00	83.00	38.90	12.50	23.00
1890	84.22	98.02	26.24	21.38	3.06	5.30	1890	99.00	110.00	90.00	41.70	11.70	22.00
1891	81.18	93.90	25.18	20.15	3.25	4.48	1891	97.00	107.00	70.00	29.50	6.80	14.30
1892	78.40	93.67	24.24	20.67	3.21	5.17	1892	91.00	104.00	53.00	22.20	5.20	11.30
1893	76.67	87.92	27.50	20.83	3.38	7.43	1893	92.00	98.00	55.00	25.20	9.10	12.50
1894	69.22	78.50	28.27	20.10	2.29	7.16	1894	81.00	84.00	60.00	25.50	8.30	10.00
1895	53.33	66.13	29.43	18.73	1.88	5.93	1895	81.00	83.00	60.00	26.00	11.20	14.60
1896	44.74	47.19	25.10	17.61	1.91	5.83	1896	89.00	86.00	61.00	28.90	12.00	16.20

\* These prices are issued by States in January or February each year and published in supplements to Crops and Markets. Values for recent years appear in current issues of the Yearbook. The early years of the series are available only in the issues in which published at the time, only a few years in any one place.



TABLE 25.—Michigan: January 1 farm values of livestock per head by ages and groups, 1894-1926<sup>1</sup>

Year	Horses			Mules			Cattle			Sheep			
	Under 1 year old	1 and under 2 years	2 years and over	Under 1 year old	1 and under 2 years	2 years and over	Under 1 year old	1 and under 2 years	2 years and over	Under 1 year old	Ewes 1 year and over	Wethers 1 year and over	Rams
	Dolls.	Dolls.	Dolls.	Dolls.	Dolls.	Dolls.	Dolls.	Dolls.	Dolls.	Dolls.	Dolls.	Dolls.	Dolls.
1894	25.83	42.14	70.82	28.00	44.00	83.21	7.57	13.37	27.66	1.81		2.51	
1895	20.64	33.06	64.06	15.00	23.33	60.23	7.10	12.71	25.67	1.49		2.07	
1896	16.50	26.28	54.19	15.00	22.00	60.37	7.07	12.28	23.84	1.56		2.07	
1897	17.18	26.89	51.70	13.00	19.00	39.69	7.64	13.62	25.73	2.18		2.85	
1898	19.10	30.05	55.29	15.00	22.45	49.52	9.15	17.25	30.94	2.75		3.80	
1899	22.35	33.75	60.61	10.10	29.40	54.55	9.90	17.95	32.73	2.90		3.90	
1900	21.30	37.60	68.37	22.15	34.85	68.74	10.70	18.15	36.04	2.90		3.90	
1901	26.63	40.14	72.07	20.55	29.73	69.68	10.60	18.11	33.46	2.92		3.70	
1902	28.39	43.89	78.34	27.25	40.16	70.06	10.75	19.62	34.90	2.64		3.36	
1903	33.04	51.90	84.11	29.22	44.30	67.34	11.50	20.38	31.66	2.84	3.49	4.18	
1904	33.78	54.80	84.37	29.52	45.00	65.67	10.94	18.45	30.70	2.78	3.35	3.67	
1905	33.01	55.21	83.27	33.60	51.73	74.32	9.28	16.45	24.18	3.17	3.69	4.34	
1906	38.50	65.00	105.00	40.00	65.00	110.00	10.00	18.00	27.00	4.00	4.75	5.75	
1907	44.00	72.00	118.00	40.00	73.00	120.00	11.00	18.00	30.00	4.10	5.40	6.00	
1908	43.00	70.00	111.00	45.00	75.00	118.00	10.50	17.50	27.00	3.85	4.85	5.40	
1909	44.00	73.00	117.00	50.00	75.00	123.00	10.60	18.00	29.00	3.40	4.25	4.75	
1910	50.00	81.00	134.00	53.00	85.00	135.00	12.00	20.90	32.40	4.10	5.10	5.60	
1911	54.00	89.00	137.00	57.00	93.00	144.00	12.00	22.40	35.00	4.00	4.80	5.40	
1912	53.00	88.00	139.00	55.00	89.00	150.00	12.00	21.50	33.00	3.30	3.60	3.60	7.30
1913	55.00	92.00	147.00	59.00	94.00	155.00	14.20	25.00	39.00	3.90	4.20	4.30	7.70
1914	57.00	95.00	149.00	60.00	95.00	148.00	18.00	32.00	49.00	4.50	4.50	4.60	7.90
1915	56.00	92.00	141.00	59.00	91.00	145.00	19.00	34.00	52.00	4.60	5.00	5.00	8.50
1916	53.00	87.00	138.00	57.00	90.00	148.00	17.50	31.00	47.50	5.20	5.60	5.60	8.00
1917	51.00	84.00	130.00	54.00	85.00	135.00	19.00	34.50	53.00	7.00	7.90	7.50	11.50
1918	49.00	79.00	127.00	48.00	78.00	133.00	23.00	41.00	62.00	10.50	13.30	11.80	18.20
1919	44.00	70.00	113.00	47.00	71.00	118.00	25.00	44.00	68.00	10.30	13.20	11.70	19.00
1920	40.00	64.00	102.00	45.00	68.00	110.00	28.00	48.00	75.00	10.10	12.20	11.20	20.00
1921	40.00	63.00	109.00	40.00	65.00	107.00	10.00	34.00	53.00	6.70	6.60	6.50	13.00
1922	37.00	59.00	97.00	40.00	62.00	104.00	14.50	25.00	40.90	5.50	5.00	4.90	9.50
1923	38.00	59.00	95.00	40.00	60.00	105.00	16.80	28.20	43.50	8.10	7.90	7.50	12.60
1924	34.00	53.00	83.00	35.00	52.00	89.00	17.00	29.00	44.00	8.20	8.20	7.50	14.00
1925	36.00	55.00	86.00	33.00	60.00	87.00	18.00	29.00	45.00	11.00	11.10	9.30	16.00
1926	39.00	60.00	90.00	40.00	62.00	90.00	20.00	33.00	49.00	11.10	12.20	10.00	16.00

<sup>1</sup> These prices are issued by States in January or February each year and published in supplements to Crops and Markets. They appear for recent years in current issues of the Yearbook. The early years of the series are available elsewhere only in the issues in which they were published at the time.

TABLE 26.—Michigan: Value of farm products per unit by crop-reporting districts, 1924<sup>1</sup>

Item	Unit	District									State price, if any reported	
		1	2	3	4	5	6	7	8	9		
Values for 1924:		Dolls.	Dolls.	Dolls.	Dolls.	Dolls.	Dolls.	Dolls.	Dolls.	Dolls.	Dolls.	Dolls.
Corn, 50 pounds, shelled.	Bushel.	1.00	1.00	1.00	1.00	0.90	1.02	1.06	0.95	1.01	-----	-----
Corn cut for silage.	Ton.	5.00	5.00	4.50	4.10	4.10	4.00	4.40	3.80	4.60	-----	-----
Winter wheat.	Bushel.	1.41	1.40	1.40	1.41	1.40	1.45	1.45	1.44	1.48	-----	-----
Spring wheat.	do.	1.33	1.55	1.34	1.37	1.38	1.45	1.39	1.45	1.43	-----	-----
Oats.	do.	.53	.56	.49	.53	.46	.44	.50	.46	.47	-----	-----
Barley.	do.	.70	.90	.70	.89	.92	.83	.95	.92	.83	-----	-----
Rye.	do.	1.02	1.10	.97	1.04	1.06	1.01	1.01	1.06	.91	-----	-----
Flaxseed.	do.	-----	-----	-----	-----	-----	-----	-----	-----	-----	-----	2.00
Buckwheat.	do.	1.07	1.16	.96	1.08	1.06	1.10	1.17	1.06	1.12	-----	-----
Sorghums for grain.	do.	-----	-----	-----	-----	-----	-----	-----	-----	-----	-----	1.20
Soy beans, shelled.	do.	2.88	3.00	3.00	2.76	3.25	3.00	2.84	2.21	3.00	-----	-----
Cowpeas, shelled.	do.	3.00	-----	2.50	-----	-----	-----	2.35	2.50	2.30	-----	-----

These values were especially collected for 1924 and Jan. 1, 1925.

TABLE 26.—Michigan: Value of farm products per unit by crop-reporting districts, 1924—Continued

Item	Unit	District									State price, if any reported
		1	2	3	4	5	6	7	8	9	
Values for 1924—Continued.											
Potatoes.....	Bushel	Dolls. 0.31	Dolls. 0.57	Dolls. 0.34	Dolls. 0.35	Dolls. 0.37	Dolls. 0.41	Dolls. 0.43	Dolls. 0.45	Dolls. 0.50	Dolls. 1.25
Sweet potatoes or yams.....	do.										
Apples.....	do.	.95	1.20	.93	.91	.93	.86	1.23	1.21	1.11	
Peaches.....	do.	1.83	1.20	2.06	1.61	2.18	2.17	2.00	2.25	2.30	
Sugar beets for sugar.....	Ton	8.50	7.60	8.20		8.20	8.30	7.60	7.50	8.10	
Hay, all kinds.....	do.	13.00	14.00	10.00	11.50	9.00	8.70	11.40	9.00	9.00	
Firewood, cut on farm, 4 by 4 by 8 feet.....	Cord	0.40	0.70	5.10	5.70	5.20	5.70	0.30	0.00	7.40	
Milk, whole.....	Gallon	.19	.20	.19	.20	.22	.20	.22	.21	.32	
Butterfat.....	Pound	.384	.391	.37	.393	.387	.377	.405	.408	.415	
Cream.....	Gallon	1.50	1.41	1.19	1.42	1.19	1.15	1.48	1.44	1.50	
Wool.....	Pound	.378	.35	.347	.354	.390	.360	.390	.404	.390	
Mohair.....	do.										.35
Eggs sold.....	Dozen	.30	.35	.30	.30	.28	.28	.30	.29	.33	
Chickens, raised.....	Head	.74	.80	.73	.74	.74	.81	.84	.88	.92	
Values for Jan. 1, 1925:											
Chickens.....	do.	.88	.99	.80	.94	.91	.97	1.08	1.05	1.15	
Turkeys.....	do.	2.87	3.36	2.62	2.23	3.26	3.10	3.62	3.25	3.48	
Horses and colts, under 4 years.....	do.	44.00	50.00	30.00	40.00	42.00	55.00	54.00	50.00	52.00	
Horses, 2 years and over.....	do.	37.00	45.00	70.00	80.00	71.00	88.00	88.00	80.00	85.00	
Mules and mule colts, under 2 years.....	do.	45.00	50.00	35.00	40.00	45.00	65.00	55.00	50.00	51.00	
Mules, 2 years and over.....	do.	85.00	95.00	53.00	73.00	70.00	92.00	90.00	85.00	85.00	
Beef calves, under 1 year.....	do.	12.50	14.50	14.50	15.00	17.50	18.50	22.00	21.20	23.50	
Beef heifers, 1 year and under 2.....	do.	22.70	23.00	25.00	25.80	27.30	20.00	33.00	32.10	33.50	
Beef cows and heifers, 2 years and over.....	do.	35.80	37.00	30.00	40.00	42.70	48.70	53.00	51.00	53.50	
Steers, 1 year and over.....	do.	29.00	31.50	31.00	33.00	35.00	35.20	41.00	40.80	42.80	
Beef bulls, 1 year and over.....	do.	34.30	32.00	31.00	44.20	41.90	46.40	46.30	45.30	47.80	
Dairy bulls, 1 year and over.....	do.	47.00	53.00	45.00	50.00	55.00	58.00	55.00	55.00	61.00	
Dairy calves, under 1 year.....	do.	14.30	17.00	15.50	15.00	19.00	20.00	19.10	21.40	25.00	
Dairy heifers, 1 year and under 2.....	do.	26.00	20.00	20.0	27.20	29.40	34.10	32.00	35.50	40.00	
Dairy cows and heifers, 2 years and over.....	do.	47.00	55.00	50.00	40.00	53.00	62.00	60.00	64.00	67.00	
Lambs, under 1 year.....	do.	7.50	9.00	9.50	7.30	11.00	10.90	11.00	11.10	11.30	
Ewes, 1 year and over.....	do.	9.60	9.00	9.50	9.50	12.50	11.60	11.00	12.10	12.80	
Rams and wethers, 1 year and over.....	do.	10.50	11.00	10.40	10.00	13.00	12.30	11.00	13.00	13.10	
Goats and kids, all ages.....	do.	5.70	5.50	0.50	5.30	7.00	0.00	8.00	8.00	8.70	
All pigs, 6 months and under.....	do.	7.00	0.70	6.40	7.40	8.30	7.50	6.80	7.00	7.00	
Sows and gilts, 6 months and over.....	do.	20.40	23.60	20.20	20.80	21.40	23.00	23.40	23.00	22.90	
All other hogs, 6 months and over.....	do.	16.60	17.50	10.00	18.40	16.00	16.00	18.20	17.60	17.40	

TABLE 27.—Michigan: Wages of hired farm labor, 1866-1926<sup>1</sup>

Year and month	Rates per month		Rates per day		Year and month	Rates per month		Rates per day	
	With board	Without board	With board	Without board		With board	Without board	With board	Without board
1866.....	Dolls. 14.42	Dolls. 22.01	Dolls. 0.92	Dolls. 1.25	1914.....	Dolls. 24.70	Dolls. 34.70	Dolls. 1.38	Dolls. 1.75
1869.....	14.70	22.78	.96	1.22	1915.....	25.10	35.50	1.38	1.78
1874 or 1875.....	10.02	24.49	.85	1.35	1916.....	28.40	39.60	1.61	2.00
1877 or 1879.....	14.55	22.74	.82	1.15	1917.....	34.00	47.00	1.67	2.50
1879 or 1880.....	15.68	23.90	.86	1.20	1918.....	37.50	52.60	2.35	3.00
1880 or 1881.....	10.68	24.69	.87	1.21	1919.....	42.00	60.00	2.80	3.00
1881 or 1882.....	17.27	25.76	.96	1.30	1920.....	53.00	75.00	3.30	4.15
1884 or 1885.....	16.14	24.00	.92	1.28	1921.....	34.30	50.56	2.05	2.05
1887 or 1888.....	17.00	25.20	.90	1.20	1922.....	32.60	47.30	2.10	2.70
1889 or 1890.....	16.75	24.80	.88	1.10	1923.....	40.00	55.00	2.58	3.23
1891 or 1892.....	15.00	24.00	.88	1.20	1923: January.....	31.00	44.60	1.85	2.50
1893.....	17.51	26.13	.93	1.19	April.....	38.00	53.50	2.00	2.65
1894.....	15.80	22.81	.79	1.01	July.....	43.05	58.34	2.56	3.38
1895.....	15.26	21.97	.76	1.00	October.....	43.00	61.00	2.82	3.67
1898.....	15.58	22.32	.86	1.15	1924: January.....	38.50	56.60	2.00	3.40
1899.....	15.85	24.12	.97	1.26	April.....	43.00	58.60	2.55	3.30
1900.....	20.06	27.78	1.09	1.42	July.....	40.00	57.00	2.50	3.25
1906.....	22.73	31.27	1.23	1.60	October.....	40.00	57.00	2.50	3.25
1909.....	24.36	32.66	1.26	1.62	1925: January.....	26.50	54.00	2.30	3.10
1910.....	22.00	33.00	1.22	1.60	April.....	40.00	53.00	2.35	3.00
1911.....	24.40	33.20	1.30	1.70	July.....	41.00	56.00	2.50	3.20
1912.....	24.50	34.00	1.38	1.70	October.....	41.00	58.00	2.05	3.35
1913.....	24.90	35.00	1.41	1.82	1926: January.....	37.00	59.00	2.40	3.10

<sup>1</sup> Wages of hired farm labor are now published quarterly as collected in Crops and Markets supplements. Revised averages for the United States were published in the April, 1926, Supplement to Crops and Markets, but the State figures have not been heretofore published as an entire series.

TABLE 28.—Michigan: Farm lands, value per acre, 1912-1926<sup>1</sup>

Year	All farm lands		Plow lands			Year	All farm lands		Plow lands		
	With improvements	Without improvements	Poor	Good	All		With improvements	Without improvements	Poor	Good	All
1912.....	Dolls. 54	Dolls. 31				1920.....	Dolls. 87	Dolls. 50	Dolls. 41	Dolls. 80	Dolls. 64
1913.....	58	33				1921.....	90	50	41	83	65
1914.....	60	34				1922.....	87	57	39	77	60
1915.....	61	35				1923.....	84	55	36	74	57
1916.....	65	42	32	61	51	1924.....	83	54	35	73	56
1917.....	70	45	35	72	55	1925.....	82	53	35	75	57
1918.....	78	53	38	75	60	1926.....	77	50	35	73	56
1919.....	80	54	40	70	61						

<sup>1</sup> The values of all farm lands have been collected from crop correspondents since 1912 and have been drawn on for various purposes, but not previously published as a series by States.

The values of plow lands have been published as prepared in supplements to Crops and Markets and its predecessors and in the Yearbooks of the department, a few years at a time. The full series to 1926 by States is here published for the first time.

TABLE 29.—Wisconsin: Monthly farm price<sup>1</sup>

WHEAT

[Cents per bushel]

Year	Jan.	Feb.	Mar.	Apr.	May	June	July	Aug.	Sept.	Oct.	Nov.	Dec.
1908	92	92	92	94	96	96	94	93	94	94	92	93
1909	94	95	100	106	114	113	110	104	96	97	96	90
1910	104	104	104	104	102	100	102	108	100	98	91	90
1911	94	90	80	60	60	60	60	60	60	61	61	61
1912	92	91	92	94	90	96	97	92	88	84	83	82
1913	82	82	82	82	84	84	81	84	84	82	82	82
1914	82	82	82	83	84	84	85	91	99	100	100	102
1915	114	128	131	132	132	133	118	110	99	90	95	99
1916	168	111	104	162	165	162	161	114	130	114	153	154
1917	156	150	161	195	232	234	222	210	204	232	200	202
1918	204	204	207	208	206	204	204	205	206	206	206	206
1919	206	206	206	214	218	218	222	220	208	204	210	220
1920	230	227	220	232	244	240	230	230	218	196	168	146
1921	140	146	140	124	120	120	118	110	114	107	98	98
1922	98	107	114	115	110	114	113	100	98	99	101	100
1923	167	168	168	180	116	112	101	98	98	100	109	102
1924	104	104	105	102	101	105	110	123	120	129	128	131
1925	160	103	154	139	143	147	142	143	138	131	135	142

BRAN (AS BOUGHT)

[Dollars per ton]

1910	24.69	25.30	25.60	23.00	23.30	21.80	72.79	23.60	23.10	22.50	22.20	22.80
1911	23.60	23.89	23.60	21.40	25.00	24.20	24.20	24.60	24.00	24.00	21.60	25.80
1912	20.00	27.00	28.10	28.00	28.10	26.30	25.70	24.60	24.00	21.00	23.20	21.60
1913	22.60	22.60	21.90	20.90	20.00	20.00	20.00	22.20	24.30	24.30	23.60	25.30
1914	24.40	25.10	24.10	27.00	28.10	25.30	24.00	25.00	26.20	24.60	24.40	24.60
1915	28.00	27.10	25.40	25.70	25.60	24.00	25.20	25.10	24.10	23.00	22.70	22.70
1916	22.70	23.60	22.90	22.60	22.90	22.30	21.90	23.50	24.80	23.70	30.00	30.00
1917	31.00	31.80	37.40	41.20	40.40	34.60	35.00	40.00	35.10	35.20	35.00	43.20
1918	30.30	40.90	41.70	40.70	40.00	49.10	38.49	36.70	35.00	35.90	43.00	44.40
1919	40.80	46.00	42.60	44.20	44.60	42.00	41.70	45.60	45.00	42.40	38.50	35.50
1920	40.10	48.70	49.20	53.00	57.30	50.00	56.00	52.00	49.00	41.10	38.50	22.80
1921	34.20	28.00	20.20	25.60	28.10	22.70	20.60	20.80	10.70	18.80	18.50	27.70
1922	25.75	25.40	30.40	28.10	28.10	24.00	22.00	21.40	20.60	24.10	27.00	27.70
1923	20.00	30.60	32.10	32.60	33.00	30.40	27.00	24.60	30.20	32.10	31.00	30.60
1924	30.60	30.60	30.00	20.00	24.00	27.00	26.60	25.10	28.70	20.00	23.60	32.00
1925	34.00	33.30	20.80	29.10	30.30	31.50	31.20	30.40	29.90	28.20	30.20	30.80

RYE

[Cents per bushel]

1908	71	72	74	74	73	73	72	60	68	70	70	70
1909	70	70	71	72	76	78	76	72	68	68	68	70
1910	72	73	72	72	70	70	72	72	70	70	70	72
1911	74	74	75	78	81	82	77	75	78	84	85	83
1912	82	82	82	83	82	80	76	71	66	63	63	63
1913	66	66	60	55	50	50	54	57	60	68	57	60
1914	54	54	54	55	50	57	57	64	70	78	85	92
1915	102	110	109	100	102	90	96	90	86	88	88	88
1916	90	90	88	80	86	86	80	96	108	114	126	127
1917	127	132	137	158	185	168	168	177	168	172	160	172
1918	181	198	228	242	215	182	166	158	149	148	151	148
1919	140	126	132	148	146	138	137	140	134	128	130	144
1920	166	148	160	173	188	190	185	174	165	154	140	130
1921	183	134	126	115	113	112	100	97	90	80	71	72
1922	72	78	87	89	90	84	70	60	60	67	72	75
1923	76	75	74	73	71	65	60	60	60	63	64	63
1924	62	65	63	60	60	63	67	78	78	110	107	113
1925	127	130	127	100	106	101	87	90	83	70	71	85

<sup>1</sup> These prices are the estimated prices of farm products received by producers on the 15th of the month as currently reported in the supplements to Crops and Markets monthly, by States; or, in the case of some products for which prior to January, 1924, prices were reported on the 1st of the month, converted to the 15th of the month by averaging the prices reported on the 1st of two successive months. Prices were first collected monthly in 1908, the list being extended from time to time. All the available monthly prices are shown.

TABLE 29.—Wisconsin: Monthly farm price—Continued

CORN												
[Cents per bushel]												
Year	Jan.	Feb.	Mar.	Apr.	May	June	July	Aug.	Sept.	Oct.	Nov.	Dec.
1908	57	58	60	63	68	70	71	74	74	68	62	30
1909	60	61	62	64	68	70	72	72	60	62	60	30
1910	62	63	63	62	62	62	62	64	64	58	52	50
1911	50	50	50	50	52	54	58	68	66	62	61	59
1912	58	58	61	65	68	67	68	68	66	60	60	50
1913	48	48	48	50	53	55	58	68	66	60	53	50
1914	69	50	50	60	62	63	66	74	74	62	60	50
1915	68	71	72	72	73	74	74	80	80	60	66	34
1916	74	76	76	75	76	76	77	80	74	72	69	70
1917	94	100	107	124	142	149	160	170	175	176	168	91
1918	150	162	170	167	160	160	156	159	146	131	127	131
1919	128	122	124	136	148	155	163	170	154	151	129	128
1920	133	140	148	164	185	178	168	154	142	108	82	76
1921	72	69	66	62	62	64	63	60	56	50	44	46
1922	47	52	67	68	60	63	66	64	58	58	61	66
1923	68	68	72	75	78	79	82	82	81	81	86	78
1924	76	78	79	80	81	84	95	113	111	115	111	110
1925	113	119	120	105	100	114	114	110	97	87	73	74

OATS												
[Cents per bushel]												
1908	48	48	50	50	52	52	53	50	48	48	47	48
1909	48	49	50	52	54	54	53	47	50	38	38	40
1910	42	44	44	42	42	41	42	42	39	36	34	34
1911	33	33	32	32	34	36	40	40	40	42	44	44
1912	45	48	49	51	54	62	60	42	34	32	32	32
1913	81	31	32	32	34	34	36	37	38	38	36	37
1914	37	36	36	37	37	37	37	40	41	42	42	44
1915	40	41	51	54	52	50	49	44	44	44	40	34
1916	43	56	44	43	44	44	44	42	42	44	44	44
1917	50	53	56	61	70	70	72	68	58	56	62	50
1918	76	82	86	88	84	78	74	72	68	66	65	67
1919	62	58	59	62	66	68	67	70	68	66	68	67
1920	80	83	87	94	100	105	100	97	95	96	98	98
1921	43	42	41	38	37	36	37	37	35	36	36	34
1922	35	37	39	40	42	42	39	34	31	34	32	37
1923	40	42	42	43	45	44	44	42	40	41	42	44
1924	44	45	46	49	50	52	52	51	50	49	47	50
1925	54	53	49	45	44	48	48	51	35	38	37	38

BARLEY												
[Cents per bushel]												
1908	75	73	72	72	70	66	62	60	58	56	56	58
1909	60	60	60	62	67	69	67	62	58	58	57	68
1910	62	64	63	62	60	60	61	62	62	62	62	68
1911	76	80	84	89	87	84	82	86	91	100	100	101
1912	106	106	106	100	107	100	91	73	59	56	50	52
1913	54	52	50	50	52	52	52	54	56	60	60	62
1914	56	54	52	52	52	52	52	56	60	60	60	62
1915	64	70	72	71	69	67	66	62	54	52	55	58
1916	64	68	69	65	65	67	66	60	64	64	64	68
1917	101	103	111	118	132	134	128	125	124	124	122	132
1918	140	152	168	170	165	132	114	102	86	92	122	132
1919	88	85	91	102	108	105	113	110	116	117	90	92
1920	133	132	136	140	150	150	136	118	104	92	120	126
1921	74	69	67	62	60	59	58	58	57	54	56	60
1922	53	54	55	56	57	58	58	54	54	54	50	52
1923	58	60	60	60	61	63	62	60	60	62	62	63
1924	63	65	66	68	70	73	72	78	77	83	78	83
1925	67	91	91	80	85	86	85	78	68	67	67	67

TABLE 29.—Wisconsin: Monthly farm price—Continued

FLAXSEED  
(Cents per bushel)

Year	Jan.	Feb.	Mar.	Apr.	May	June	July	Aug.	Sept.	Oct.	Nov.	Dec.
1908	101	104	105	106	107	108	108	106	110	112	112	112
1909	112	118	126	131	141	142	143	138	125	125	132	142
1910	162	182	184	181	178	162	162	174	195	210	218	218
1911	228	215	242	238	245	231	206	198	212	216	198	188
1912	189	192	198	206	214	202	188	190	185	165	140	132
1913	128	124	130	134	124	108	112	128	148	139	120	132
1914	143	147	144	134	138	144	144	142	138	131	123	130
1915	138	135	135	145	140	142	114	112	112	125	162	185
1916	195	175	171	195	169	170	160	180	200	200	220	234
1917	229	234	264	275	285	295	288	290	320			
1918				400	388	400	400	400	430	390	340	328
1919	312	275	281	344	350	388	512	520	488	362	365	415
1920	438	448	425	442	430	405	376	328	302	254	211	201
1921	184	173	160	165	159	164	166	161	160	160	154	150
1922	161	186	210	212	222	235	225	214	200	194	188	198
1923	208	210	220	230	230	215	205	210	222	212	205	226
1924	220	220	220	210	210	220	220	218	210	218	210	210
1925	260	270	260	240	250	254	210	210	200	210	220	237

BUCKWHEAT  
(Cents per bushel)

1908	74	72	72	74	76	80	82	80	75	75	76	78
1909	78	70	77	60	64	67	67	70	76	78	78	78
1910	76	75	76	76	79	82	80	78	76	75	74	74
1911	74	71	69	72	75	76	76	74	76	78	76	76
1912	74	74	77	77	77	82	80	70	72	70	69	66
1913	68	66	64	64	65	64	63	66	65	66	70	72
1914	73	73	73	72	71	69	70	73	72	72	70	70
1915	76	78	82	89	92	98	94	83	74	72	80	80
1916	67	60	60	66	65	68	88	84	94	100	106	112
1917	111	114	115	134	162	175	178	164	148	152	168	173
1918	171	173	178	181	196	201	174	140	146	161	165	166
1919	151	127	119	121	138	136	131	155	158	134	138	156
1920	168	148	156	107	216	208	208	160	146	130	127	116
1921	118	112	91	90	109	122	120	110	98	80	72	70
1922	82	81	78	83	88	82	78	80	78	72	78	86
1923	88	80	80	82	84	83	80	78	80	88	92	87
1924	85	90	87	89	90	91	100	108	110	116	100	105
1925	109	119	114	100	105	100	102	104	87	81	71	76

APPLES  
(Dollars per bushel)

1910	0.00	1.15	1.08	1.18	1.27	1.75	1.18	1.20	0.07	1.10	1.10	1.15
1911	1.50	1.40	1.25	1.59	1.00		1.00	.87	.61	.70	.85	1.00
1912	1.10	1.10	1.20	1.30	1.28	1.00	1.38	.84	.65	.80	.88	.88
1913	1.02	1.03	1.10	1.25	1.25	1.83	1.60	.65	.55	.88	.90	1.00
1914	1.20	1.60	1.60	1.65	1.40	1.75	1.50	.80	.75	.75	.87	.92
1915	.93	1.08	1.07	1.10	1.35	1.75		.65	.80	.65	.68	.85
1916	1.02	1.05	1.05	1.05	1.30			1.00	.80	.90	1.10	1.15
1917	1.30	1.40	1.60	2.10	1.70	2.10		1.40	.95	1.00	1.25	1.40
1918	1.60	1.70	1.90	1.75	2.10		1.40	1.25	1.20	1.35	1.50	1.60
1919	2.00	1.70	2.00	3.00				1.40	1.30	1.70	2.10	2.60
1920	1.50	3.10	3.00	3.30	3.00			1.90	1.46	1.40	1.60	1.79
1921	1.70	1.88	1.80	1.66	2.40	2.20	2.20	1.68	1.84	2.38	2.39	2.45
1922	2.02	2.60	3.10	3.20	3.40	2.90	1.95	1.10	.88	1.00	1.30	1.50
1923	1.63	1.67	1.88	2.00	2.30	2.45	1.70	1.24	.89	.97	1.14	1.30
1924	1.40	1.45	1.80	1.75	1.85	2.10	2.10	1.39	1.32	1.30	1.35	1.60
1925	1.89	1.90	2.20	2.62	2.10	3.80	2.70	1.26	.90	1.06	1.20	1.40

(Dollars per barrel)

1914									2.50	2.80	2.75	2.90
1915	3.00	3.25	3.10	3.20	4.00	4.30		2.44	1.85	2.30	2.60	3.25
1916	3.50	3.70	3.40	3.40	3.50			2.00	2.60	3.00	3.85	3.90
1917	4.50	4.70	5.00	4.55	5.30			4.45	3.00	3.50	4.50	4.60
1918	5.20	5.40	5.80	5.40	6.00			4.26	4.00	5.00	5.25	6.50
1919	6.00	5.40	6.60	9.20				4.50	3.70	5.20	6.80	7.90
1920	7.70	9.30	8.50	9.60	8.50			5.20	4.70	4.40	5.00	6.00
1921	6.30	5.80	6.90	5.05	6.10	6.40	5.70	5.80	6.20	7.50	7.30	7.80
1922	8.50	8.60	9.70	9.50	9.70	9.50		4.70	2.80	3.40	3.80	5.00
1923	5.30	5.40	6.80	6.30	6.20	7.00	5.30	3.46	2.57	3.00	3.50	3.70
1924	4.20	4.90	5.30	5.30	5.00	5.50		3.75	3.70	4.00	4.40	5.50
1925	6.00	6.60	7.10	6.80	7.40			3.75	2.28	3.35	3.70	4.00

TABLE 29.—Wisconsin: Monthly farm price—Continued

CABBAGE

[Dollars per 100 pounds]

Year	Jan.	Feb.	Mar.	Apr.	May	June	July	Aug.	Sept.	Oct.	Nov.	Dec.
1910.....	1.63	1.60	1.56	2.07	2.70	3.00	3.43	2.93	2.02	1.70	1.50	2.00
1911.....	1.85	1.59	1.27	1.40	1.80	2.00	1.76	2.62	1.69	1.70	1.17	1.45
1912.....	1.65	1.80	2.30	2.53	2.50	2.88	2.46	1.86	1.00	.93	.90	1.24
1913.....	1.95	1.70	1.00	1.10	1.50	2.21	4.00	2.25	1.40	.90	1.30	1.25
1914.....	1.40	1.70	2.20	2.90	3.00	3.60	3.14	1.65	1.90	1.25	1.10	1.15
1915.....	.95	1.30	1.50	2.00	2.75	3.39	1.08	1.62	1.55	.80	.80	1.80
1916.....	1.10	1.10	1.40	1.30	1.40	4.00	-----	2.23	2.00	2.30	2.30	2.90
1917.....	3.90	5.15	4.40	6.80	-----	-----	3.80	2.00	1.60	1.30	1.65	1.60
1918.....	2.90	3.00	2.50	2.25	2.40	3.40	3.00	2.80	1.75	1.50	1.50	1.65
1919.....	1.75	1.70	2.30	3.00	5.00	-----	4.20	3.40	2.40	2.10	2.20	2.90
1920.....	3.70	4.60	5.90	5.80	8.90	-----	4.80	4.30	1.20	1.40	1.10	1.20
1921.....	1.15	.95	1.05	1.30	2.10	6.00	5.00	4.10	2.10	1.70	1.70	2.20
1922.....	2.55	2.80	3.20	3.60	4.10	3.80	3.10	1.10	.60	.30	.40	.70
1923.....	1.80	2.30	2.70	3.50	4.00	4.75	4.50	3.50	2.89	2.42	1.70	2.00
1924.....	2.30	2.50	3.00	3.20	-----	-----	3.50	2.70	2.40	2.20	1.45	1.70
1925.....	2.30	2.35	2.30	1.70	3.00	3.90	2.45	2.80	2.30	1.92	1.60	2.21

ONIONS

[Cents per bushel]

1910.....	91	88	85	93	84	98	112	104	101	100	90	90
1911.....	93	102	95	110	108	134	110	122	96	92	90	98
1912.....	101	125	140	162	186	136	110	109	90	75	74	68
1913.....	75	80	70	70	95	92	100	107	94	88	100	108
1914.....	105	130	150	140	134	165	200	175	102	85	75	80
1915.....	90	95	96	90	110	105	101	105	90	80	75	77
1916.....	97	105	110	110	120	140	191	140	100	125	105	170
1917.....	200	315	500	565	470	420	220	180	125	125	150	145
1918.....	150	140	125	95	90	109	135	145	140	110	110	120
1919.....	120	130	170	190	200	-----	250	230	190	210	220	250
1920.....	290	300	330	340	340	345	250	250	100	140	125	110
1921.....	115	120	100	95	92	142	170	180	105	215	215	240
1922.....	290	320	405	530	480	350	300	165	85	110	125	130
1923.....	147	150	159	136	196	180	220	197	178	190	198	200
1924.....	206	200	210	200	210	-----	225	200	193	157	143	156
1925.....	164	189	187	198	230	258	365	280	181	143	161	160

POTATOES

[Cents per bushel]

1908.....	49	50	55	60	62	66	74	74	68	62	60	61
1909.....	63	68	73	53	88	70	73	68	51	42	38	38
1910.....	36	34	30	22	18	19	42	69	71	62	38	35
1911.....	34	36	36	40	41	45	90	103	65	50	38	63
1912.....	71	82	92	102	101	95	81	64	42	34	32	34
1913.....	32	32	32	30	30	25	30	42	50	55	55	53
1914.....	54	54	54	52	52	50	64	65	56	40	31	32
1915.....	32	31	31	32	33	34	44	46	35	35	42	52
1916.....	68	76	77	78	77	77	85	174	122	124	142	140
1917.....	148	195	214	240	264	243	159	111	84	91	94	90
1918.....	91	88	95	48	50	51	85	111	100	90	82	52
1919.....	82	78	78	92	100	94	136	170	142	121	128	152
1920.....	178	210	256	334	381	352	310	242	150	190	87	80
1921.....	67	61	55	44	42	43	98	166	130	120	101	92
1922.....	94	104	102	91	84	84	114	112	66	42	34	33
1923.....	34	33	38	54	53	47	72	101	92	68	52	58
1924.....	63	63	64	68	66	66	80	115	69	44	37	38
1925.....	46	49	45	41	41	52	98	116	56	95	171	175

TOMATOES

[Cents per bushel]

Year	Aug.	Sept.	Oct.	Year	Aug.	Sept.	Oct.
	1912.....	165	70		75	1910.....	-----
1913.....	130	80	80	1920.....	290	130	180
1914.....	150	80	80	1921.....	360	160	150
1915.....	115	86	75	1922.....	290	115	105
1916.....	135	98	90	1923.....	140	-----	100
1917.....	-----	160	150	1924.....	247	117	140
1918.....	220	120	140	1925.....	225	195	166
					275	114	104

TABLE 29.—*Wisconsin: Monthly farm price—Continued*

TURNIPS

[Cents per bushel]

Year	Jan.	Feb.	Nov.	Dec.	Year	Jan.	Feb.	Nov.	Dec.
1912			33	34	1919	60	61	83	80
1913	34	40	42	40	1920	99	100	85	60
1914	42	53	36	35	1921	59	68	70	69
1915	42	41	37	30	1922	74	70	52	80
1916	43	38	50	55	1923	74	62	68	66
1917	60	65	55	55	1924	63	72	66	72
1918	50	60	55	60	1925	93	98	81	71

BEANS (DRY)

[Dollars per bushel]

Year	Jan.	Feb.	Mar.	Apr.	May	June	July	Aug.	Sept.	Oct.	Nov.	Dec.
1910	2.12	2.25	2.23	2.20	2.00	2.12	2.23	2.29	2.38	2.24	2.25	2.31
1911	2.15	2.12	2.13	2.13	2.13	2.05	2.20	2.21	2.29	2.20	2.27	2.26
1912	2.25	2.32	2.31	2.39	2.42	2.50	2.55	2.60	2.57	2.58	2.48	2.30
1913	2.39	2.36	2.21	2.31	2.16	2.22	2.15	2.14	2.13	2.08	2.19	2.04
1914	2.10	2.10	2.05	2.03	2.10	2.10	2.00	2.40	2.55	2.35	2.40	2.45
1915	2.51	2.79	2.88	2.87	2.81	2.90	2.90	2.80	2.71	2.65	3.30	3.50
1916	3.73	3.79	3.67	3.57	3.70	3.78	5.68	5.76	5.40	5.55	6.00	6.20
1917	6.30	6.40	6.85	7.50	10.20	10.50	9.00	8.90	7.90	8.60	8.60	8.35
1918		7.00	8.15	7.65	7.55	7.40	7.30	6.76	6.10	5.70	5.50	5.20
1919	4.70	4.40	4.10	3.90	4.00	4.15	4.10	4.20	4.40	4.20	4.20	4.30
1920	4.30	4.30	4.20	4.20	4.20	4.20	4.20	4.00	4.00	3.55	3.35	3.10
1921	3.15	2.05	2.80	2.80	2.71	2.79	2.69	2.65	3.02	2.92	3.02	3.04
1922	3.01	3.09	3.40	3.70	3.85	4.50	4.85	4.70	4.73	3.40	3.60	3.90
1923	4.00	4.50	4.57	4.00	4.50	4.50	4.55	4.29	3.91	4.00	4.00	3.85
1924	3.75	3.80	3.80	3.80	3.70	3.80	3.50	3.30	3.50	3.80	3.40	3.60
1925	3.45	3.80	3.80	3.90	3.90	4.08	3.70	3.60	3.00	3.20	3.20	3.35

SOY BEANS

[Dollars per bushel]

Year	Jan.	Feb.	Oct.	Nov.	Dec.	Year	Jan.	Feb.	Oct.	Nov.	Dec.
1921	4.00	4.50	3.45	2.65	2.25	1924	3.00	2.90	3.30	2.60	2.90
1922	1.90	2.80	2.65	2.00	2.80	1925	3.40	3.30	3.70	4.60	3.20
1923	2.97	2.90	3.50	5.30	3.27						

COTTONSEED MEAL (AS BOUGHT)

[Dollars per ton]

Year	Jan.	Feb.	Mar.	Apr.	May	June	July	Aug.	Sept.	Oct.	Nov.	Dec.
1910						29.30	35.50	34.80	33.60	34.90	34.30	36.80
1911	33.90	35.80	37.10	34.60	34.90	39.00	36.20	36.60	36.90	37.50	36.70	37.00
1912	34.60	37.00	37.30	37.20	37.10	30.40	37.00	36.40	35.10	33.70	34.00	33.30
1913	33.30	32.50	32.70	30.70	31.10	32.50	32.60	31.00	34.50	34.50	34.30	31.90
1914	31.00	31.00	31.40	34.90	33.20	31.00	34.50	32.40	33.70	32.00	33.20	32.80
1915	33.00	34.10	31.30	33.90	34.20	31.30	34.75	36.00	33.50	34.70	30.60	36.30
1916	38.60	37.00	35.00	36.50	35.80	35.00	36.00	35.10	38.00	35.30	41.90	43.50
1917	34.00	44.10	47.00	47.30	49.70	43.00	48.50	64.30	54.00	55.00	63.30	50.00
1918	58.40	54.90	58.50	51.80	55.40	57.00	55.00	50.00	59.50	60.00	60.70	60.00
1919	62.40	63.80	62.30	65.50	68.00	63.00	60.80	71.50	80.30	78.70	80.10	83.80
1920	55.20	54.10	55.00	54.30	51.70	53.10	77.00	76.20	74.50	69.00	61.00	55.50
1921	55.20	46.40	43.50	44.80	41.60	40.80	37.40	44.10	44.50	42.20	41.20	45.20
1922	45.30	45.30	53.00	52.70	53.50	63.00	51.50	51.60	40.60	49.50	62.00	57.00
1923	58.00	61.30	55.90	52.90	55.00	52.00	54.00	54.30	54.70	52.30	64.00	61.40
1924	53.50	54.40	53.90	52.00	52.00		55.50	55.00	55.00	56.00	53.00	53.70
1925	53.00	53.00	50.40	51.00	51.20	40.80	48.50	60.20	51.30	51.20	49.30	47.90



TABLE 29.—Wisconsin: Monthly farm price—Continued

HAY (LOOSE)

[Dollars per ton]

Year	Jan.	Feb.	Mar.	Apr.	May	June	July	Aug.	Sept.	Oct.	Nov.	Dec.
1908	10.87	10.01	10.36	10.12	9.88	9.38	8.25	7.85	8.22	8.25	8.12	8.10
1909	8.22	8.25	8.12	8.30	9.20	9.40	8.85	8.75	8.70	8.85	9.35	10.10
1910	10.85	11.50	11.80	11.05	10.35	11.00	13.85	10.30	15.85	15.00	15.00	14.65
1911	15.20	15.70	15.45	15.70	18.45	15.80	14.85	15.00	15.20	15.30	15.55	15.90
1912	16.30	16.20	16.20	16.70	17.30	15.85	14.00	13.05	12.90	12.05	11.90	11.95
1913	11.50	11.10	10.80	10.45	10.65	10.05	10.20	9.80	10.25	10.45	10.80	10.95
1914	10.70	10.30	10.15	10.40	10.55	10.35	9.85	9.50	9.65	9.90	9.50	9.30
1915	9.50	9.75	9.05	10.20	10.25	10.70	10.60	9.75	9.25	9.25	9.70	9.70
1916	9.50	10.50	11.15	11.70	12.55	13.00	11.85	10.80	10.60	10.70	11.90	11.50
1917	11.75	12.40	13.20	14.15	14.55	14.05	14.35	13.25	13.05	14.55	16.45	19.00
1918	20.95	20.58	20.68	20.00	18.15	16.50	16.20	17.65	19.55	20.20	20.85	22.05
1919	21.65	20.55	20.25	20.95	22.05	21.85	20.60	20.40	20.15	19.45	19.90	20.35
1920	21.10	22.10	23.15	24.45	26.35	27.15	24.65	22.90	21.85	20.80	20.40	19.45
1921	17.85	16.70	15.90	15.15	14.35	13.65	14.20	15.05	16.00	15.60	15.10	15.05
1922	14.70	15.00	16.15	17.75	18.45	17.00	15.10	13.65	13.60	13.75	12.65	12.65
1923	12.95	12.80	12.60	12.80	12.05	12.95	13.55	13.90	14.50	13.75	14.25	15.60
1924	16.60	16.30	16.10	16.50	16.20	17.00	16.50	14.30	14.00	14.20	13.20	13.00
1925	13.60	13.50	12.60	11.50	12.40	12.50	12.80	13.40	13.60	13.40	13.50	13.50

ALFALFA HAY

[Dollars per ton]

1914	11.70	11.70	13.00	12.80	13.10	12.70	12.30	12.10	13.00	13.00	11.40	13.30
1915	13.70	14.00	14.00	15.20	15.40	15.00	16.00	12.90	13.80	14.60	17.30	16.60
1916	16.60	16.90	19.40	18.80	20.00	22.00	17.00	17.50	17.50	21.40	22.80	25.80
1917	26.00	31.40	30.80	27.60	26.80	28.00	22.00	23.50	26.50	22.80	32.00	33.50
1918	30.00	28.50	29.50	30.00	30.40	28.40	25.20	25.20	26.80	24.90	25.00	27.40
1919	32.40	31.00	33.40	31.70	32.00	38.60	30.50	26.50	28.00	26.50	29.00	28.00
1920	25.50	23.70	23.60	23.00	22.40	19.90	19.00	20.90	23.00	18.80	20.20	20.90
1921	20.80	20.50	21.80	22.70	22.80	21.20	19.60	20.10	17.60	18.00	19.30	20.00
1922	19.60	19.20	19.20	19.00	19.20	18.70	20.00	19.90	20.60	21.50	22.00	23.50
1923	23.00	23.50	22.60	23.00	23.50	22.40	21.50	19.70	19.00	19.50	18.90	19.00
1924	19.50	19.60	17.60	17.80	19.00	18.50	17.00	18.70	17.00	17.60	17.50	10.10

CLOVER HAY

[Dollars per ton]

1914	9.30	9.30	9.50	9.80	10.10	9.70	10.20	9.30	9.10	9.10	9.00	8.90
1915	9.40	10.30	10.10	11.30	12.20	12.20	10.40	9.20	10.00	10.00	10.40	10.80
1916	10.90	11.60	12.60	13.80	14.80	15.00	12.90	12.10	12.50	14.60	17.40	19.00
1917	20.70	21.90	20.70	19.40	17.60	16.60	15.70	17.30	20.30	21.00	22.10	23.10
1918	23.20	21.10	20.70	21.80	24.80	23.60	19.50	20.00	19.30	19.70	18.50	20.70
1919	21.30	22.10	22.60	23.90	25.60	26.40	23.10	22.60	21.70	21.00	21.00	20.40
1920	18.30	18.20	16.50	16.10	14.90	14.60	15.60	16.70	16.80	15.90	15.90	15.60
1921	15.50	16.10	16.90	18.30	18.60	17.10	15.00	13.50	13.20	11.80	11.50	11.00
1922	12.70	12.40	12.00	12.00	11.80	12.10	12.40	13.30	14.00	15.00	15.00	15.40
1923	16.00	16.00	15.80	16.00	16.10	16.50	16.00	13.90	14.00	14.60	14.00	13.70
1924	13.70	13.60	12.80	12.40	13.20	13.60	13.20	13.10	13.90	13.80	13.80	15.30

TIMOTHY HAY

[Dollars per ton]

1914	10.70	10.80	10.80	11.30	11.50	11.70	11.50	10.90	10.70	10.60	10.30	10.30
1915	11.10	11.00	11.80	13.00	14.50	14.70	12.75	10.70	11.50	11.30	10.70	10.80
1916	12.50	13.20	14.00	15.40	15.60	16.60	14.70	13.60	14.40	16.00	19.20	21.10
1917	22.20	23.60	23.00	21.10	19.60	18.60	17.40	18.70	22.20	23.00	24.40	24.50
1918	25.40	22.60	21.60	23.70	27.00	25.00	21.50	22.10	21.40	21.70	20.50	22.40
1919	22.70	23.70	21.00	25.80	28.00	28.70	25.70	22.20	23.60	22.40	22.60	20.10
1920	16.80	17.70	17.80	17.40	16.70	15.30	16.70	18.50	17.80	17.40	17.10	17.20
1921	16.00	17.10	17.80	19.40	19.60	18.50	16.20	15.30	14.30	13.20	13.10	12.70
1922	13.50	13.00	12.50	12.70	13.00	13.00	13.50	14.30	15.50	17.50	16.70	16.90
1923	17.40	17.40	16.80	17.00	16.70	16.70	16.40	15.30	15.10	15.30	13.80	14.00
1924	15.00	14.50	13.80	12.50	12.60	13.60	14.20	13.50	14.40	14.30	13.40	15.40

TABLE 29.—Wisconsin: Monthly farm price—Continued

PRAIRIE HAY

[Dollars per ton]

Year	Jan.	Feb.	Mar.	Apr.	May	June	July	Aug.	Sept.	Oct.	Nov.	Dec.
1914										7.00	6.90	6.80
1915	6.70	6.70	6.70	7.30	8.20	8.10	7.70	6.50	6.80	6.80	6.50	6.80
1916	8.00	9.00	7.90	9.20	10.20	10.90	9.50	7.70	9.70	9.10	8.75	7.70
1917	8.70	8.00	10.60	10.80	12.00	11.80	12.00	10.00	11.00		13.80	14.00
1918	13.80	15.60	16.40	14.80	15.00	14.00	13.40	13.50		14.60	16.40	19.00
1919	15.00	14.20	14.20	14.70	17.40	18.10	16.40	14.00	14.00	13.10	13.80	14.30
1920	13.70	16.70	15.70	17.00	20.10	19.10	15.70	17.65	16.90	14.70	14.50	12.70
1921	13.20	12.80	12.20	12.50	12.40	11.00	12.00	11.60	12.10	12.30	11.80	11.20
1922	11.30	11.80	12.70	13.40	12.80	11.20	11.00	9.90	9.70	7.30	6.50	8.00
1923	9.50	10.70	10.30	10.00	10.80	9.50	10.00	10.40	12.80	13.40	15.00	9.50
1924	13.00	12.00	12.10	11.50	11.00	10.00	10.70	10.10	9.60	9.40	9.40	9.50
1925	9.90	9.80	8.70	9.20	9.70	10.30	12.80	9.80	10.00	10.50	11.50	10.00

MAPLE SUGAR

[Cents per pound]

Year	Feb.	Mar.	Apr.	May	June	Year	Feb.	Mar.	Apr.	May	June
1912	20.0	17.0	17.0	20.0	17.0	1919	27.0	25.0	34.0	36.0	34.0
1913	13.3	13.7	17.0	15.0	15.8	1920	35.0	32.0	32.0	40.0	
1914	14.0	14.0	14.0	16.0	15.7	1921	40.0	33.0	30.0	32.0	34.0
1915	17.0	15.5	16.0	13.2	16.0	1922	25.0	31.0	31.0	33.0	36.0
1916		14.0	15.0	17.0	22.0	1923	38.0	34.0	32.0	36.0	28.0
1917	15.0	16.0	20.0	19.0	16.8	1924	32.0	35.0	28.0	30.0	32.0
1918	20.4	21.0	25.0	25.0	23.0	1925		40.0	31.7	30.2	33.4

MAPLE SIRUP

[Dollars per gallon]

1912	1.25	1.30	1.20	1.40	1.35	1919	1.80	1.80	2.10	2.40	2.20
1913	1.11	1.10	1.27	1.27	1.29	1920	2.30	2.20	2.75	2.90	2.90
1914		1.25	1.29	1.35	1.25	1921	2.80	2.45	2.55	2.82	2.50
1915	1.35	1.40	1.33	1.29	1.32	1922	2.00	2.00	2.30	2.35	2.30
1916	1.33	1.30	1.35	1.40	1.40	1923	1.98	1.90	2.30	2.40	2.40
1917	1.30	1.30	1.53	1.60	1.80	1924	2.60	2.50	2.60	2.50	2.50
1918	1.80	1.65	1.95	1.93	1.95	1925		2.58	2.41	2.28	2.38

CLOVER SEED (AS SOLD)

[Dollars per bushel]

Year	Jan.	Feb.	Mar.	Apr.	May	June	July	Aug.	Sept.	Oct.	Nov.	Dec.
1910	7.10	7.64	7.67	7.42	7.47	7.00	7.50	7.65	8.97	8.20	8.00	8.20
1911	8.70	9.00	8.70	8.94	8.86	8.96	9.05	9.32	10.25	10.14	10.01	10.78
1912	10.65	12.18	12.57	13.20	12.41	10.96	10.64	9.89	9.90	8.78	8.10	7.90
1913	8.25	9.13	9.42	10.00	9.77	8.84	8.47	8.46	7.70	8.50	7.00	7.40
1914	7.60	7.50	7.80	7.80	7.50	7.55	7.95	8.40	8.50	7.80	7.25	7.25
1915	7.50	7.65	7.70	7.55	7.10	7.50	7.60	7.10	8.00	9.50	9.70	9.80
1916	10.00	10.10	10.30	10.25	9.00	9.00	8.10	9.00	8.90	8.50	9.00	9.70
1917	9.20	9.90	10.50	10.40	10.20	10.70	9.80	10.00	10.60	12.30	13.20	14.00
1918	14.00	15.70	17.30	18.40	16.80	16.00	14.80	15.60	16.70	18.70	20.80	21.40
1919	22.90	22.80	23.60	27.20	27.30	28.20	28.00	24.20	25.50	26.40	26.60	27.60
1920	27.70	30.30	30.80	30.60	27.20	22.10	23.90	18.70	18.00	13.80	11.50	9.60
1921	10.60	10.10	10.90	11.10	11.40	10.20	10.30	10.70	10.90	10.50	10.05	10.60
1922	10.75	12.20	12.70	13.10	13.00	11.30	10.30	9.80	9.30	8.20	10.20	10.60
1923	11.20	11.30	11.60	11.80	11.30	10.70	10.80	10.80	10.90	12.60	12.00	12.10
1924	12.70	12.60	12.70	13.50	13.00	12.50	12.40	11.90	12.10	13.60	14.50	15.50
1925	15.90	16.50	18.60	18.20	18.50	15.80	16.90	17.00	13.00	13.30	14.50	15.10

TABLE 29.—Wisconsin: Monthly farm price—Continued

## CLOVER SEED (AS BOUGHT)

[Dollars per bushel]

Year	Jan.	Feb.	Mar.	Apr.	May	June	July	Aug.	Sept.	Oct.	Nov.	Dec.
1912						13.22	13.10	12.30	11.50	10.34	10.02	9.10
1913	0.86	10.70	10.84	11.36	11.64	11.11	12.89	11.00	9.30	8.30	8.00	8.25
1914	8.60	8.05	8.05	9.00	9.00	8.90	9.25	9.50	0.69	8.80	8.35	8.50
1915	8.50	8.75	9.00	9.10	8.90	9.00	9.20	8.50	9.20	10.80	10.60	10.90
1916	11.30	11.40	11.90	12.10	11.90	11.30	10.60	11.60	10.20	9.90	10.30	10.50
1917	16.50	11.00	11.70	12.00	11.70	11.80	11.60	12.00	11.80	13.35	14.20	15.00
1918	16.40	17.80	10.70	20.00	19.50	18.90	17.50	17.50	18.70	20.50	22.40	24.40
1919	25.00	26.30	26.40	29.50	30.10	30.00	28.80	28.60	28.40	28.70	29.20	30.10
1920	31.20	34.60	34.70	34.50	32.00	28.00	29.20	23.80	22.60	15.80	13.50	11.50
1921	12.60	12.20	13.00	12.80	13.80	13.10	13.00	14.40	13.20	13.30	11.90	12.50
1922	13.10	14.20	15.10	15.00	15.00	14.60	13.80	13.30	11.80	12.00	12.20	12.60
1923	13.00	13.80	14.10	14.00	14.70	13.30	13.40	13.20	14.10	14.00	14.80	14.00
1924	14.20	14.70	15.20	15.10	15.00	14.80	14.60	14.30	14.50	15.00	17.00	17.50
1925	18.00	10.00	20.40	20.70	21.10	18.80	21.70	19.50	15.50	14.50	10.90	16.90

## TIMOTHY SEED (AS SOLD)

[Dollars per bushel]

1910									3.87	3.90	4.00	4.30
1911	4.50	4.70	5.03	5.08	5.59	5.01	5.92	5.81	6.50	6.23	6.61	6.18
1912	0.24	0.82	0.75	0.73	0.28	5.50	5.56	3.45	2.17	2.00	1.80	1.90
1913	1.72	1.98	1.95	1.82	1.91	2.11	2.10	2.20	2.30	2.10	2.20	2.20
1914	2.15	2.15	2.35	2.30	2.30	2.35	2.50	2.40	2.50	2.30	2.10	2.25
1915	2.60	2.65	2.70	2.65	2.65	2.80	2.60	2.60	3.00	2.90	2.60	3.10
1916	3.10	3.15	3.00	3.25	3.50	3.30	3.00	3.10	2.50	2.15	2.30	2.45
1917	2.45	2.40	2.50	2.70	2.80	3.00	2.80	3.00	3.20	3.30	3.30	3.30
1918	3.30	3.60	3.90	4.10	3.00	3.00	4.00	4.00	4.25	4.40	4.40	4.40
1919	4.50	4.23	4.90	4.60	4.70	5.00	5.30	4.70	4.60	4.90	4.00	5.10
1920	5.10	5.60	5.80	5.80	5.60	5.20	5.60	4.30	4.10	3.30	2.90	2.90
1921	2.95	2.90	3.05	3.00	3.01	3.30	3.10	3.05	2.60	2.70	2.80	2.75
1922	2.95	3.20	3.20	3.30	3.20	3.20	3.10	3.00	2.80	2.80	2.60	2.80
1923	3.30	3.20	3.20	3.20	3.60	3.10	3.30	3.10	3.50	3.50	3.70	3.60
1924	3.50	3.60	3.60	4.00	4.00	4.10	3.90	3.70	3.70	3.50	3.10	3.50
1925	3.30	3.40	3.10	3.00	3.40	3.50	3.40	3.10	3.10	3.20	3.20	3.10

## TIMOTHY SEED (AS BOUGHT)

[Dollars per bushel]

1912						6.95	7.15	4.60	2.96	2.55	2.40	2.30
1913	2.21	2.35	2.30	2.31	2.37	2.46	2.45	2.59	2.64	2.70	2.70	2.60
1914	2.40	2.00	2.75	2.75	2.80	2.80	2.90	3.25	3.00	2.90	2.95	2.75
1915	3.00	3.25	3.40	3.50	3.50	3.60	3.40	3.40	3.50	3.60	3.50	3.45
1916	3.50	3.75	3.75	4.00	4.10	4.00	4.10	3.80	3.00	3.00	3.00	3.10
1917	3.60	3.60	3.18	3.20	3.40	3.60	2.50	3.40	3.80	3.90	3.90	4.00
1918	4.10	4.40	4.70	4.60	4.40	4.40	4.70	4.40	5.00	4.85	4.90	4.60
1919	5.60	5.20	5.00	5.05	5.90	5.90	6.50	5.70	5.70	5.80	5.60	6.00
1920	6.30	7.00	6.90	6.90	6.80	6.60	6.60	6.60	5.30	4.40	4.00	4.00
1921	3.00	3.75	3.85	3.80	3.80	4.00	3.60	3.80	3.30	3.70	3.75	3.40
1922	3.70	3.05	4.00	3.05	4.20	3.80	4.00	3.60	3.60	3.70	4.70	3.70
1923	4.10	4.00	4.10	4.00	3.80	4.20	4.20	4.00	4.20	4.15	4.50	4.20
1924	4.00	4.40	4.30	4.40	4.30	4.40	4.30	4.20	4.30	4.30	4.20	4.50
1925	4.10	4.10	4.30	4.00	3.90	4.10	4.50	4.30	4.10	3.80	4.50	4.30

## ALFALFA SEED (AS BOUGHT)

[Dollars per bushel]

1912						11.50	11.97	11.60	10.80	10.71	11.48	10.14
1913	10.58	10.76	11.10	11.73	11.68	11.00	10.80	11.13	10.00	9.50	9.50	8.90
1914	0.10	0.90	10.00	0.90	10.00	10.45	10.20	10.10	10.10	9.60	9.50	9.00
1915	10.00	10.20	10.90	11.00	11.00	11.00	11.20	11.70	11.40	11.70	11.50	11.60
1916	11.80	12.60	13.60	13.75	14.00	13.40	12.10	13.30	12.40	11.70	12.80	13.10
1917	12.00	11.30	11.70	11.00	11.00	12.20	11.50	12.70	12.60	12.90	13.00	13.40
1918	14.00	14.40	14.60	14.90	15.70	14.70	14.90	14.70	14.40	15.10	15.00	15.60
1919	15.60	16.20	16.10	16.10	16.60	16.60	18.90	16.00	16.40	19.20	20.50	22.70
1920	27.30	29.10	30.40	29.60	29.20	28.70	28.00	29.80	23.50	17.50	16.00	13.00
1921	15.60	14.60	15.00	15.00	15.70	14.90	15.80	15.50	14.10	15.40	13.80	12.90
1922	14.05	15.25	14.80	16.30	14.80	15.50	14.10	15.30	13.20	13.60	15.40	15.20
1923	13.10	13.80	15.00	16.20	15.20	15.80	15.80	14.90	16.00	16.00	14.70	15.50
1924	18.00	16.80	17.60	17.60	17.60	18.00	18.50	17.70	17.00	17.50	17.70	18.55
1925	17.00	16.60	17.50	18.00	17.60	17.80	20.00	19.80	17.50	16.20	17.20	17.50

TABLE 29.—Wisconsin: Monthly farm price—Continued

BEEF CATTLE

[Dollars per 100 pounds]

Year	Jan.	Feb.	Mar.	Apr.	May	June	July	Aug.	Sept.	Oct.	Nov.	Dec.
1910.....	4.30	4.50	4.60	4.50	4.70	4.40	4.00	3.90	4.00	3.90	4.00	3.60
1911.....	4.00	4.30	4.40	4.20	4.00	3.80	4.00	4.00	3.90	4.10	2.90	3.80
1912.....	4.10	4.10	4.40	4.80	5.00	4.70	4.80	4.80	5.10	5.30	4.80	5.00
1913.....	5.10	5.20	5.60	6.00	5.70	5.80	6.00	5.70	5.70	5.80	5.90	5.80
1914.....	5.80	6.00	5.70	5.70	6.00	6.80	5.80	6.40	6.00	5.90	5.50	5.40
1915.....	5.40	5.30	5.20	5.40	5.50	5.60	5.90	6.00	5.50	5.70	5.00	5.00
1916.....	5.20	5.30	5.60	6.10	6.30	6.50	6.20	5.90	6.10	5.90	6.70	5.70
1917.....	6.20	6.90	7.10	8.50	8.20	9.00	7.50	7.80	7.40	8.00	7.30	7.30
1918.....	7.70	7.50	8.00	9.00	8.30	10.00	9.70	9.20	9.10	8.40	7.80	8.50
1919.....	8.60	8.30	8.80	9.30	10.20	9.90	10.00	9.60	8.50	8.40	7.80	8.20
1920.....	8.50	8.50	8.60	8.30	8.60	8.70	8.30	8.20	7.40	5.90	6.20	5.70
1921.....	5.50	5.20	5.00	5.00	4.80	4.60	4.50	4.30	4.00	3.80	3.80	3.70
1922.....	3.90	4.30	4.60	4.50	4.70	5.10	5.00	4.50	4.50	4.60	4.30	4.50
1923.....	4.30	4.30	4.80	5.00	5.00	4.70	4.90	4.60	4.90	4.80	4.20	4.00
1924.....	4.40	4.70	4.60	4.80	4.80	4.80	4.90	4.90	4.80	4.60	4.00	4.20
1925.....	4.70	4.50	4.90	5.30	6.30	5.60	5.70	5.50	5.00	5.20	5.20	5.30

VEAL CALVES

[Dollars per 100 pounds]

1910.....	6.90	5.50	6.90	6.90	6.20	6.90	6.40	6.50	6.80	6.90	7.10	6.90
1911.....	6.90	6.70	6.60	5.90	5.40	5.40	5.70	6.30	6.80	6.70	6.80	6.60
1912.....	5.50	6.30	6.10	6.40	6.30	6.60	6.70	7.40	8.00	7.80	7.50	7.60
1913.....	7.80	7.80	8.40	7.50	7.10	8.60	7.90	8.10	8.70	8.30	7.90	8.20
1914.....	3.80	5.20	8.15	7.60	7.90	7.90	8.00	8.70	8.80	8.60	8.40	7.60
1915.....	7.90	8.00	7.70	7.10	7.20	7.70	7.90	8.50	8.50	8.70	8.20	8.00
1916.....	8.00	5.20	8.40	8.00	6.20	8.70	9.30	9.50	9.90	9.30	8.40	9.60
1917.....	10.00	11.10	10.40	11.40	11.00	11.30	11.90	11.50	12.70	12.70	11.50	12.10
1918.....	12.40	12.30	11.90	12.40	11.20	12.50	13.50	13.90	14.80	14.00	13.70	14.30
1919.....	13.70	12.80	14.30	13.50	12.50	13.60	15.00	16.70	16.10	14.90	14.50	14.80
1920.....	14.10	14.20	14.90	13.10	11.00	11.70	11.50	12.80	13.80	13.10	11.80	8.00
1921.....	6.00	8.80	8.60	6.40	6.50	6.80	7.50	7.20	8.90	8.30	6.50	6.90
1922.....	7.10	8.10	7.30	6.30	6.90	7.70	7.50	8.20	9.20	8.70	8.10	7.70
1923.....	8.00	8.60	7.90	7.10	7.20	7.40	8.10	8.40	9.00	8.00	7.60	7.60
1924.....	8.50	8.40	8.20	8.00	7.80	7.60	8.00	8.30	8.50	9.00	8.00	7.70
1925.....	5.50	9.00	9.80	8.20	7.70	8.10	0.20	0.50	9.50	10.80	10.00	9.40

MILK COWS

[Dollars per head]

1910.....	45.90	43.80	42.90	41.50	40.40	45.00	44.20	40.00	41.40	45.00	44.80	44.30
1911.....	47.00	46.00	48.00	49.50	47.00	48.00	44.50	44.50	47.90	47.00	45.00	45.90
1912.....	47.00	46.70	49.10	49.10	49.20	48.90	48.80	48.30	51.20	50.80	51.00	52.00
1913.....	52.30	55.30	58.90	63.10	61.30	64.70	60.60	64.30	62.20	68.60	68.00	65.60
1914.....	56.50	67.60	65.70	64.90	70.00	66.50	66.40	69.00	67.10	60.50	65.00	64.40
1915.....	63.60	63.00	61.40	69.50	62.30	63.50	64.50	63.50	62.30	62.70	59.20	57.80
1916.....	60.00	63.20	62.40	65.70	68.00	67.90	65.20	63.80	66.70	64.90	68.30	68.30
1917.....	65.20	70.00	70.60	80.00	81.00	80.00	80.00	80.50	82.10	87.30	77.90	78.00
1918.....	81.50	84.00	86.70	89.00	92.50	80.70	91.20	88.00	89.40	88.70	90.00	92.00
1919.....	92.50	92.00	92.50	99.10	105.00	112.10	107.70	111.00	110.00	110.50	108.70	111.00
1920.....	111.00	111.00	109.30	111.00	111.50	117.10	102.50	105.00	104.50	103.00	88.00	78.00
1921.....	64.00	60.00	68.00	67.00	63.00	60.50	52.00	53.00	53.00	52.00	54.00	52.00
1922.....	52.50	54.50	54.00	58.00	53.00	60.00	56.00	50.00	56.00	60.00	58.00	60.00
1923.....	59.30	60.20	63.00	64.00	61.00	62.90	61.90	63.00	62.40	55.60	62.00	62.50
1924.....	64.00	62.50	64.00	65.00	64.00	65.00	64.00	65.00	64.00	64.00	62.30	60.00
1925.....	62.00	63.00	64.20	64.60	67.20	66.70	64.40	69.20	66.20	70.70	69.00	67.00

TABLE 29.—Wisconsin: Monthly farm price—Continued  
MILK, WHOLESALE  
[Cents per gallon]

Year	Jan.	Feb.	Mar.	Apr.	May	June	July	Aug.	Sept.	Oct.	Nov.	Dec.
1910	22	20	19	20	20	20	20	20	21	20	22	22
1911	22	21	22	21	21	20	19	21	21	21	21	22
1912	21	20	22	20	20	19	20	19	21	22	22	19
1913	19	18	18	18	17	18	20	21	18	19	20	19
1914												18
1915	20	20	18	19	21	17	17	18	20	18	19	18
1916	18	18	17	18	19	17	18	19	19	21	20	20
1917	21	22	21	22	23	23	21	22	23	24	24	27
1918	26	27	27	28	26	28	28	27	27	28	28	32
1919	33	30	30	31	28	30	31	31	32	32	32	34
1920	33	35	33	34	31	31	30	33	34	33	30	29
1921	27	28	27	24	23	21	21	18	17	19	20	20
1922	19	17	16	18	16	17	18	16	17	17	18	20
1923	26	25	25	27	24	23	24	23				

[Dollars per 100 pounds]

1923									2.21	2.25	2.41	2.35
1924	2.34	2.26	2.16	2.00	1.96	2.00	1.80	1.60	1.63	1.70	1.60	1.61
1925	1.80	1.99	1.97	2.02	1.95	1.89	1.95	2.00	2.00	2.10	2.11	2.24

BUTTER  
[Cents per pound]

1909		24	28	27	26	24	24	26	26	28	30	31
1910	32	30	29	29	28	27	27	28	28	29	30	30
1911	28	29	24	25	22	22	22	24	25	26	30	32
1912	34	31	28	28	28	26	25	29	26	28	30	32
1913	32	32	32	30	28	27	26	26	28	30	30	32
1914	32	30	28	26	25	25	26	26	30	30	30	31
1915	31	30	29	28	28	27	27	26	29	27	29	32
1916	32	31	32	32	31	29	28	29	31	34	38	39
1917	38	39	40	40	40	38	38	39	42	43	44	46
1918	48	48	45	42	42	42	41	41	50	50	57	62
1919	60	52	53	58	58	55	54	54	56	60	65	66
1920	65	62	62	63	60	58	56	56	56	57	57	57
1921	51	48	46	42	34	30	36	40	41	44	44	44
1922	39	39	39	37	39	35	36	36	37	40	45	50
1923	40	48	48	46	42	42	40	42	44	46	49	49
1924	42	50	48	40	38	40	41	39	39	39	39	42
1925	42	39	45	43	41	42	43	43	44	49	50	49

BUTTERFAT  
[Cents per pound]

1920									60	61	61	52
1921	56	46	48	47	32	30	36	41	40	44	46	46
1922	35	37	38	37	36	36	37	35	38	43	49	55
1923	51	50	50	50	44	41	40	42	48	48	53	54
1924	56	53	49	41	40	41	42	40	40	40	40	46
1925	43	42	47	41	44	43	45	45	47	52	54	53

HOGS  
[Dollars per 100 pounds]

1910	8.20	8.00	9.20	9.60	8.70	8.80	8.40	7.60	8.30	8.10	7.50	7.20
1911	7.30	7.00	6.70	6.10	5.60	5.40	5.90	6.40	6.40	6.10	5.70	5.80
1912	5.80	5.80	5.90	7.00	7.60	6.90	6.80	7.20	7.70	8.00	7.40	7.00
1913	6.90	7.30	8.00	5.30	7.80	7.00	8.10	8.00	8.00	7.80	7.40	7.20
1914	7.50	7.90	8.60	8.00	7.90	7.60	7.70	8.30	8.30	7.30	6.60	6.60
1915	6.50	6.40	6.20	6.40	5.80	6.00	6.80	6.50	6.80	7.30	6.20	5.80
1916	6.20	7.20	8.60	8.60	8.80	8.50	8.90	9.10	9.60	8.50	8.80	8.70
1917	9.50	10.80	13.30	14.70	14.80	14.20	14.20	14.90	15.30	16.60	15.00	15.70
1918	5.10	15.20	15.60	16.10	16.00	15.80	15.70	17.20	17.40	16.70	16.60	16.30
1919	16.00	15.90	16.70	18.10	18.70	18.60	19.80	19.70	19.60	19.70	18.60	18.20
1920	13.30	13.60	13.00	13.00	13.00	13.00	13.50	13.70	13.70	13.50	11.50	8.10
1921	8.40	8.40	9.10	7.80	7.40	7.00	7.90	8.60	7.20	7.00	6.50	6.20
1922	6.60	8.20	9.20	8.90	8.20	9.30	9.10	8.80	8.00	8.20	7.40	7.30
1923	7.70	7.70	7.90	7.50	7.10	8.20	6.30	6.80	7.00	7.10	6.30	6.00
1924	6.20	6.40	6.40	6.60	6.50	6.40	6.30	8.50	8.70	6.50	6.20	7.80
1925	9.00	9.40	12.00	11.70	10.50	10.70	12.10	12.00	11.20	11.20	10.40	10.20

TABLE 29.—Wisconsin: Monthly farm price—Continued

SHEEP

[Dollars per 100 pounds]

Year	Jan.	Feb.	Mar.	Apr.	May	June	July	Aug.	Sept.	Oct.	Nov.	Dec.
1910.....	4.60	4.00	5.40	4.00	5.40	5.00	4.00	3.00	4.20	4.10	3.00	3.00
1911.....	3.90	3.50	4.00	3.90	3.90	3.50	3.50	3.50	3.40	3.50	3.40	3.60
1912.....	3.80	3.80	3.80	4.30	4.80	4.00	3.80	3.80	3.90	3.70	3.70	4.10
1913.....	4.20	4.50	5.10	5.20	4.70	4.80	4.10	4.40	3.90	4.00	4.50	4.20
1914.....	4.20	4.30	5.20	4.70	5.10	4.50	4.50	4.90	5.10	4.80	4.60	4.50
1915.....	4.50	4.00	5.30	4.70	5.30	5.00	5.00	5.00	4.70	5.10	4.60	4.70
1916.....	5.30	5.60	5.90	5.70	6.40	6.30	5.40	5.85	5.50	5.70	6.10	6.60
1917.....	7.20	7.00	8.80	9.00	9.60	9.10	8.30	7.70	8.50	11.40	6.40	8.00
1918.....	9.90	9.80	10.30	11.50	10.70	11.00	10.60	10.80	10.50	9.50	9.00	9.10
1919.....	9.70	9.30	10.70	10.80	11.10	9.20	8.20	8.20	7.80	8.10	7.20	8.70
1920.....	8.90	8.80	10.00	10.10	10.30	8.50	6.80	7.30	6.40	6.20	5.40	4.30
1921.....	4.60	4.10	4.30	4.20	4.50	3.70	3.70	3.30	3.20	3.70	3.80	3.70
1922.....	3.90	4.80	5.00	6.10	5.20	4.00	4.80	4.40	4.70	5.00	4.50	4.40
1923.....	5.50	5.30	6.00	6.00	5.50	4.90	5.00	4.70	4.90	5.00	4.50	4.60
1924.....	5.10	5.40	6.20	6.50	6.70	6.30	5.80	5.50	5.00	4.90	4.90	5.40
1925.....	6.50	6.50	7.10	6.20	6.70	5.50	5.50	5.80	5.80	5.70	5.70	6.40

LAMBS

[Dollars per 100 pounds]

1910.....	6.10	6.30	6.60	6.00	7.20	6.80	5.90	5.60	5.80	5.70	5.50	5.50
1911.....	5.40	5.00	6.30	5.30	5.20	5.40	5.30	5.40	5.10	5.00	4.60	4.90
1912.....	5.30	5.40	5.40	5.90	6.30	6.20	6.20	5.80	5.60	5.40	5.50	5.90
1913.....	6.40	6.40	6.90	6.80	6.80	7.00	6.20	6.00	6.10	5.90	6.00	6.10
1914.....	6.40	6.20	6.20	6.40	6.40	6.90	7.00	7.00	7.10	6.50	6.70	6.40
1915.....	6.56	6.50	7.00	7.20	7.30	7.70	7.50	7.30	6.90	7.00	6.90	7.20
1916.....	7.30	8.00	7.50	8.30	9.00	8.60	8.00	8.30	8.10	8.30	8.90	9.40
1917.....	10.00	11.30	11.10	12.00	12.40	12.30	12.80	12.10	13.20	14.50	13.20	13.40
1918.....	14.10	13.80	13.40	15.50	14.90	14.70	14.80	14.40	14.30	13.50	12.70	12.90
1919.....	13.30	13.10	15.00	15.60	15.00	14.20	13.50	13.80	11.90	12.20	11.70	12.80
1920.....	13.30	14.70	15.00	14.50	15.00	13.70	12.00	11.50	11.00	10.30	9.90	8.90
1921.....	9.00	7.20	8.00	7.40	7.60	7.80	7.40	7.10	6.70	6.50	6.50	7.20
1922.....	8.10	9.80	11.10	11.80	10.60	10.40	10.10	9.40	9.80	10.00	10.50	10.80
1923.....	10.50	10.70	11.50	10.60	11.20	11.50	11.00	9.70	10.00	10.30	9.60	10.00
1924.....	10.20	10.20	11.00	11.50	11.80	11.40	11.00	10.00	10.40	10.40	10.80	11.30
1925.....	13.00	13.20	13.90	12.10	11.40	11.40	12.00	12.10	11.70	12.40	12.30	12.80

WOOL (UNWASHED)

[cents per pound]

1910.....	26	20	27	24	23	21	21	22	21	21	21	21
1911.....	21	21	20	20	17	16	18	18	18	18	18	18
1912.....	18	19	18	18	20	20	21	22	22	21	21	22
1913.....	21	21	20	20	17	18	18	18	10	18	19	19
1914.....	19	18	18	18	19	21	20	21	21	20	20	20
1915.....	20	21	23	23	24	25	28	28	28	27	27	20
1916.....	27	26	28	28	30	31	33	32	32	32	32	33
1917.....	33	33	35	41	44	49	57	50	50	62	62	60
1918.....	61	63	63	64	63	64	63	64	64	64	64	63
1919.....	63	68	55	52	45	40	52	53	53	52	52	52
1920.....	53	55	62	60	60	33	22	20	27	28	24	23
1921.....	24	22	22	22	19	17	17	10	16	10	16	17
1922.....	19	21	22	22	25	30	31	30	31	32	33	33
1923.....	35	34	36	38	41	41	30	35	38	39	38	38
1924.....	37	39	30	40	35	36	35	35	37	38	39	41
1925.....	44	43	44	40	36	36	38	39	41	30	41	43

HORSES

[Dollars per head]

1910.....	155	171	159	168	155	168	175	162	155	160	158	162
1911.....	166	170	165	172	170	166	163	165	170	161	165	164
1912.....	168	166	169	170	169	173	177	176	177	168	173	168
1913.....	170	175	172	178	172	181	181	180	179	178	173	180
1914.....	177	175	174	170	180	170	179	172	174	172	166	161
1915.....	166	167	164	162	167	166	162	162	157	160	155	150
1916.....	155	154	158	158	163	160	157	156	157	151	155	154
1917.....	163	150	150	150	155	150	150	150	150	150	150	153
1918.....	150	150	150	153	152	140	153	147	145	143	150	130
1919.....	132	135	144	140	151	144	150	140	142	144	143	142
1920.....	145	130	144	155	161	157	147	144	140	134	111	114
1921.....	117	116	118	122	122	126	117	111	111	102	108	102
1922.....	99	105	107	113	116	116	115	116	113	113	108	115
1923.....	110	112	114	118	119	113	110	108	112	112	108	104
1924.....	102	104	106	108	109	110	106	110	112	109	105	100
1925.....	98	110	111	112	111	108	109	110	111	115	101	102

TABLE 29.—*Wisconsin: Monthly farm price—Continued*

## CHICKENS

(Cents per pound)

Year	Jan.	Feb.	Mar.	Apr.	May	June	July	Aug.	Sept.	Oct.	Nov.	Dec.
1909		9.5	10.0	10.0	11.0	10.0	10.0	11.0	11.0	10.0	10.0	10.0
1910	10.4	11.0	11.5	11.8	12.2	12.4	12.5	12.3	11.6	10.9	10.2	9.8
1911	10.2	10.8	10.9	11.0	11.0	11.1	11.4	11.2	11.0	10.8	9.6	9.2
1912	9.8	10.3	10.6	11.2	11.4	11.1	11.4	12.0	11.4	11.0	10.7	10.3
1913	10.6	11.0	11.4	11.8	11.6	11.6	11.5	11.8	12.4	11.8	10.8	10.8
1914	11.0	11.3	11.8	12.1	12.2	11.8	12.8	12.5	12.1	11.2	10.2	9.8
1915	10.1	11.0	11.2	11.0	11.7	11.2	11.5	11.2	11.5	10.8	10.4	10.1
1916	10.9	11.7	12.5	13.1	14.4	13.8	13.4	13.9	13.9	13.5	13.0	12.4
1917	13.5	14.8	15.1	17.2	17.7	16.5	16.1	16.5	18.2	17.5	14.8	16.0
1918	16.5	19.3	19.2	20.0	19.8	21.5	21.0	22.5	22.9	20.2	19.2	19.0
1919	20.8	20.6	23.0	24.6	27.5	25.0	25.0	26.0	25.0	20.0	18.0	19.0
1920	21.4	24.5	26.5	27.8	27.5	25.0	24.7	26.6	25.0	21.6	20.0	18.0
1921	20.0	22.0	23.0	23.0	22.0	20.0	20.0	20.0	10.0	17.0	16.0	16.0
1922	18.0	15.0	20.0	21.0	20.0	19.0	20.0	19.0	18.0	16.0	15.0	15.0
1923	18.5	17.2	18.0	19.0	20.0	17.0	18.0	18.0	18.0	17.0	14.9	15.0
1924	16.2	16.9	18.4	19.7	19.5	18.5	17.4	17.3	19.0	18.4	16.5	16.3
1925	17.5	18.5	23.4	20.7	20.6	19.8	19.6	20.4	18.3	18.5	17.1	18.4

## TURKEYS

(Cents per pound)

Year	Jan.	Oct.	Nov.	Dec.	Year	Jan.	Oct.	Nov.	Dec.
1912		12.7	14.0	15.5	1919	28.1	26.0	27.0	29.0
1913	14.6	14.5	15.4	15.9	1920	31.9	27.9	31.0	31.0
1914	15.3	13.8	14.4	14.9	1921	35.0	35.0	29.0	33.0
1915	14.8	13.5	14.8	16.1	1922	32.0	23.0	30.0	33.0
1916	15.3	18.0	18.6	19.0	1923	30.5	28.0	33.0	28.0
1917	20.9	19.0	19.7	21.6	1924	21.0	22.0	24.9	23.0
1918	21.8	24.0	25.4	26.9	1925	27.3	26.3	31.3	32.0

## EGGS

(Cents per dozen)

Year	Jan.	Feb.	Mar.	Apr.	May	June	July	Aug.	Sept.	Oct.	Nov.	Dec.
1909		21	20	18	18	18	18	20	21	22	25	29
1910	30	27	22	18	18	18	18	16	20	23	26	28
1911	28	21	16	15	15	14	14	16	17	20	24	23
1912	30	28	22	18	16	16	17	18	20	23	26	23
1913	25	22	18	16	16	17	16	18	20	26	20	31
1914	29	27	23	16	17	17	18	19	22	23	27	30
1915	31	27	18	17	16	16	17	17	20	23	28	31
1916	30	27	19	18	19	19	21	23	21	30	33	37
1917	37	37	27	29	30	31	30	32	35	37	38	44
1918	46	48	33	31	30	30	34	36	38	42	49	57
1919	65	33	33	36	40	36	36	40	40	50	56	69
1920	61	49	41	36	37	35	36	42	46	52	60	67
1921	5	30	28	21	19	20	25	28	29	38	48	52
1922	30	32	20	21	23	21	22	20	27	33	43	48
1923	49	30	27	21	22	20	20	22	27	32	44	45
1924	35	33	21	18	19	21	22	25	33	38	45	52
1925	50	35	24	21	25	27	20	30	29	35	40	47

TABLE 30.—Wisconsin: December 1 farm price of crops, 1866-1925

Year	Wheat	Corn	Oats	Barley	Rye	Buck- wheat	Flax- seed	Pota- toes	Tame hay	Wild hay	To- bacco	Cran- berries	Sor- ghum syrup
	Cts. per bu.	Cts. per bu.	Cts. per bu.	Cts. per bu.	Cts. per bu.	Cts. per bu.	Cts. per bu.	Cts. per bu.	Dolls. per ton	Dolls. per ton	Cts. per lb.	Dolls. per bbl.	Cts. per gal.
1866	111	57	38	03	81	60	60	45	8.52			13.9	
1867	127	82	42	97	82	72	62	49	7.96			14.3	
1868	74	43	36	100	67	60	54	54	8.18			14.9	
1869	54	52	32	03	49	56	41	41	8.32				
1870	81	47	35	60	56	48	66	66	9.36			16.2	
1871	100	36	31	50	54	56	49	49	9.58			9.0	
1872	91	35	28	50	50	53	39	39	8.76			7.6	
1873	89	41	30	69	57	35	74	74	8.75			5.5	
1874	75	56	41	90	70	50	44	44	9.08			9.8	
1875	79	17	26	80	59	59	25	25	8.31			5.2	
1876	83	13	27	60	68	58	45	45	7.10			5.5	
1877	90	22	22	49	51	49	34	34	6.81				
1878	87	29	20	56	41	50	40	40	6.66				
1879	104	39	30	61	63	70	33	33	8.58			12.0	
1880	100	39	30	92	68	62	35	35	10.00			12.0	
1881	119	54	40	94	90	84	84	84	10.82			12.6	
1882	99	53	32	55	58	75	40	40	6.60			12.0	
1883	88	48	31	55	50	75	33	33	7.00			11.0	
1884	60	34	24	47	45	51	26	26	6.29			10.2	
1885	76	34	20	47	52	69	47	47	17.00			9.5	
1886	68	37	23	48	48	56	42	42	8.60			10.0	
1887	61	42	28	53	48	57	70	70	10.30			11.0	
1888	96	36	28	80	65	80	32	32	7.30			10.0	
1889	70	29	19	40	34	45	24	24	5.50			9.5	
1890	83	46	40	58	56	53	63	63	6.05			9.5	
1891	84	44	28	55	78	53	20	20	9.90			8.7	
1892	62	38	26	50	49	45	54	54	7.05			10.3	
1893	54	35	27	43	43	57	49	49	7.20			6.3	
1894	51	45	30	45	43	60	53	53	7.96			5.4	
1895	51	30	18	34	35	46	17	17	9.63			6.5	
1896	70	22	17	27	33	38	19	19	6.60			5.5	
1897	84	25	19	32	41	38	38	38	6.25				
1898	69	28	24	40	43	40	24	24	5.75				
1899	61	30	23	40	48	63	26	26	6.85			7.0	
1900	54	33	23	44	49	69	28	28	9.65			7.0	
1901	65	52	39	51	52	59	67	67	10.53			8.0	
1902	64	50	30	46	50	59	120	33	7.91			7.0	
1903	72	43	34	48	50	61	92	58	7.50			6.8	
1904	98	46	28	43	43	69	112	28	7.99			7.8	
1905	70	42	27	41	59	56	91	62	7.25			10.0	
1906	72	41	31	45	58	62	104	30	6.00			13.5	
1907	62	55	47	76	72	72	100	45	11.50			6.5	
1908	62	61	47	68	71	79	115	60	8.00			10.0	
1909	98	60	39	56	68	78	135	38	9.60			9.2	65
1910	92	52	34	64	71	75	220	38	15.10			7.5	60
1911	90	50	45	59	84	75	185	62	15.60			10.0	65
1912	83	51	32	55	61	66	127	34	12.10			11.0	63
1913	82	60	37	60	57	69	123	64	11.10			12.0	71
1914	100	65	43	62	91	76	125	30	9.39	6.90		11.0	4.35
1915	95	68	36	56	87	83	180	45	9.90	9.70		6.0	6.38
1916	160	92	51	105	132	116	240	147	11.60	8.75		12.5	6.65
1917	202	103	66	121	169	174		90	17.30	13.80		17.5	9.00
1918	205	130	67	92	150	165	330	80	21.60	16.40		22.0	8.78
1919	215	125	70	121	133	150	430	140	20.30	13.80		22.2	8.55
1920	154	77	49	84	130	120	212	86	20.40	11.50		25.9	9.40
1921	97	46	33	51	71	75	150	55	15.40	9.00		12.5	13.30
1922	103	63	39	57	72	87	180	33	12.30	7.70		20.0	10.00
1923	98	50	43	61	65	80	210	47	16.00	10.00		11.0	9.70
1924	123	105	48	78	109	103	225	36	13.30	8.46		13.0	9.20
1925	136	72	38	60	76	79	236	170	14.00	8.53		16.6	12.30

These prices are issued by States in December each year and published in supplements to Crops and Markets. Prices for recent years appear in current issues of the Yearbook. The full series for any single State is not available in this form elsewhere.



TABLE 31.—Wisconsin: January 1 farm values of livestock per head, 1867-1926<sup>1</sup>

Year	Horses		Mules		Milk cows		Other cattle		Sheep		Hogs		
	Dolls.	Dolls.	Dolls.	Dolls.	Dolls.	Dolls.	Dolls.	Dolls.	Dolls.	Dolls.	Dolls.	Dolls.	
1867	74.79	81.32	28.23	20.90	2.02	4.59	1897	40.95	37.72	23.98	16.71	2.37	5.39
1868	75.00	74.03	25.86	19.72	1.99	3.00	1898	43.07	45.42	28.70	22.70	2.20	6.18
1869	67.18	85.36	27.47	20.60	1.70	5.44	1899	40.96	49.79	31.30	25.13	3.43	6.24
1870	68.70	93.84	29.59	21.51	1.70	6.92	1900	61.53	63.79	33.60	27.33	3.65	7.16
1871	72.15	96.25	31.85	24.20	2.20	7.16	1901	74.38	65.71	32.38	15.83	3.37	7.95
1872	66.84	82.48	26.85	24.34	2.44	4.04	1902	78.08	65.95	29.21	14.25	3.02	9.03
1873	69.22	89.80	24.90	21.00	2.52	4.10	1903	78.85	67.61	31.01	16.54	3.04	8.08
1874	65.73	81.90	23.80	19.00	2.40	4.01	1904	85.50	77.47	31.00	14.50	2.94	7.76
1875	68.99	80.97	23.61	19.04	2.00	4.63	1905	83.20	72.33	27.85	13.68	3.29	7.78
1876	58.87	74.85	23.40	17.00	2.41	6.05	1906	91.65	76.84	29.20	13.65	3.06	7.20
1877	60.70	70.43	24.89	19.07	2.27	6.22	1907	107.00	106.00	31.00	15.00	4.21	8.45
1878	63.11	80.84	25.71	20.54	2.37	5.52	1908	105.00	94.00	30.50	13.00	4.15	7.01
1879	60.51	70.21	20.80	18.09	1.97	3.20	1909	107.00	103.00	34.00	15.00	3.80	8.25
1880	60.24	72.80	21.70	17.85	2.39	5.07	1910	121.00	115.00	36.60	16.40	4.60	11.80
1881	63.63	77.44	20.74	20.40	2.52	5.28	1911	122.00	122.00	42.50	17.50	4.47	11.00
1882	63.50	77.80	26.61	23.37	2.50	7.50	1912	124.00	125.00	40.40	18.00	3.90	6.00
1883	70.39	95.01	33.20	25.02	2.68	9.78	1913	131.00	131.00	47.70	21.70	4.50	11.00
1884	81.93	90.20	32.50	26.07	2.38	6.08	1914	130.00	135.00	59.90	27.10	4.70	13.00
1885	77.19	92.37	30.44	24.87	2.19	5.92	1915	131.00	137.00	59.50	27.70	5.00	12.00
1886	78.04	91.61	28.03	23.22	1.80	5.18	1916	121.00	120.00	55.00	25.20	6.30	9.00
1887	80.72	91.24	25.70	23.48	2.08	5.30	1917	120.00	117.00	65.00	29.80	7.50	14.30
1888	78.81	90.34	23.83	20.97	2.15	6.02	1918	117.00	117.00	75.00	33.30	11.90	22.30
1889	80.92	90.05	25.00	10.42	2.41	7.42	1919	109.00	111.00	82.00	37.00	12.40	26.50
1890	76.91	88.43	24.20	17.10	2.72	5.05	1920	114.00	125.00	97.00	39.50	10.00	23.60
1891	73.27	88.90	21.50	18.28	2.92	5.25	1921	108.00	110.00	85.00	28.40	6.30	14.50
1892	74.20	82.15	20.54	16.43	2.96	5.34	1922	93.00	105.00	52.00	19.70	4.60	10.50
1893	73.30	79.00	22.91	17.79	3.61	8.31	1923	105.00	88.00	57.00	22.40	7.60	13.10
1894	57.17	63.40	24.34	17.52	2.16	7.87	1924	97.00	73.00	58.00	24.50	8.10	9.20
1895	43.64	61.30	21.70	15.71	1.05	6.57	1925	68.00	85.00	55.00	23.00	10.20	13.00
1896	42.10	44.04	22.21	17.37	1.04	6.27	1926	63.00	57.00	60.00	27.10	11.00	16.00

<sup>1</sup> These prices are issued by States in January or February each year and published in supplements to Crops and Markets. Values for recent years appear in current issues of the Yearbook. The early years of the series are available only in the issues in which published at the time, only a few years in any one place.

TABLE 32.—Wisconsin: January 1 farm values of livestock per head by ages and groups, 1894-1926<sup>1</sup>

Year	Horses			Mules			Cattle			Sheep			
	Under 1 year old	1 and under 2 years	2 years and over	Under 1 year old	1 and under 2 years	2 years and over	Under 1 year old	1 and under 2 years	2 years and over	Under 1 year old	Ewes 1 year and over	Wethers 1 year and over	Rams
1894	23.72	30.07	68.22	23.83	36.83	69.54	6.41	11.08	23.66	1.78			2.34
1895	17.54	27.95	52.11	18.82	28.56	66.62	6.34	10.71	20.74	1.34			1.70
1896	10.32	25.79	50.75	15.00	33.00	48.71	6.10	11.48	23.38	1.63			2.14
1897	15.75	21.00	40.50	13.32	19.95	41.65	6.30	11.99	22.15	1.90			2.50
1898	18.50	28.25	51.05	17.45	26.15	49.31	9.70	16.60	29.50	2.55			3.50
1899	21.95	32.60	69.15	17.85	27.25	54.87	10.80	16.25	32.67	2.76			3.75
1900	25.25	39.00	73.45	22.55	34.50	70.37	11.70	19.25	35.63	2.90			4.00
1901	27.31	41.60	80.72	21.17	30.70	73.30	10.08	17.17	30.03	2.68			3.91
1902	28.00	44.27	84.68	23.00	36.91	75.65	8.80	15.49	28.45	2.30			3.31
1903	31.57	40.91	84.81	20.90	46.12	75.79	9.77	17.30	29.63	2.48	3.41		3.80
1904	33.21	56.11	91.88	29.16	51.66	87.75	9.23	16.11	28.00	2.51	3.20		3.80
1905	32.91	54.11	92.90	32.02	48.88	81.13	9.37	15.10	29.98	2.80	3.58		3.80
1906	37.09	61.00	96.00	35.00	57.00	85.00	9.00	15.50	24.00	3.50	4.25		4.75
1907	45.00	70.00	115.00	40.00	60.00	121.00	10.00	16.00	26.00	3.50	4.70		5.00
1908	42.00	70.00	118.00	40.00	65.00	103.00	6.25	15.00	23.00	3.50	4.60		5.00
1909	45.00	72.00	115.00	45.00	72.00	115.00	6.25	17.00	20.40	3.40	4.10		4.75
1910	40.00	60.00	130.00	53.00	80.00	129.00	11.30	18.30	28.00	3.80	4.90		5.40
1911	61.00	85.00	130.00	63.00	84.00	137.00	12.00	20.00	29.00	3.70	4.70		6.20
1912	52.00	60.00	132.00	55.00	81.00	140.00	12.20	20.00	31.40	3.30	4.00	4.90	6.90
1913	55.00	63.00	142.00	58.00	91.00	145.00	14.30	25.00	37.00	4.00	4.50	4.80	8.00
1914	57.00	67.00	147.00	59.00	92.00	150.00	18.00	31.00	47.00	4.20	4.80	5.10	7.20
1915	56.00	92.00	142.00	56.00	90.00	141.00	18.00	32.00	48.00	4.50	5.00	5.60	7.00
1916	53.00	87.00	134.00	51.00	82.00	131.00	16.50	28.00	44.00	4.80	5.30	5.60	8.00
1917	62.00	83.00	130.00	51.00	80.00	130.00	20.00	34.00	61.00	7.00	7.60	6.60	7.60
1918	50.00	81.00	127.00	48.00	78.00	131.00	22.00	38.00	65.00	10.00	12.70	7.00	10.20
1919	48.00	77.00	118.00	48.00	71.00	124.00	25.00	42.00	63.00	10.40	13.00	12.50	15.20
1920	47.00	70.00	118.00	49.00	75.00	125.00	26.50	40.00	70.00	9.20	11.30	11.00	16.00
1921	42.00	70.00	112.00	44.00	66.00	110.00	18.50	30.50	45.00	6.30	6.00	6.50	10.50
1922	38.00	62.00	97.00	41.00	63.00	105.00	14.00	23.00	34.00	5.10	4.40	4.20	7.00
1923	42.00	69.00	103.00	44.00	70.00	110.00	16.00	29.00	36.00	7.00	7.40	7.20	10.60
1924	40.00	61.00	100.00	38.00	57.00	89.00	17.00	28.00	41.00	8.00	8.00	7.00	10.80
1925	38.00	58.00	90.00	38.00	57.00	80.00	16.00	27.00	40.00	10.20	10.20	9.00	12.00
1926	40.00	62.00	95.00	38.00	50.00	92.00	10.00	31.50	40.00	10.70	11.00	9.00	11.00

<sup>1</sup> These prices are issued by States in January or February each year and published in supplements to Crops and Markets. They appear for recent years in current issues of the Yearbook. The early years of the series are available elsewhere only in the issues in which they were published at the time.

TABLE 33.—Wisconsin: Value of farm products per unit by crop-reporting districts, 1924<sup>1</sup>

Item	Unit	District									State price, if any reported
		1	2	3	4	5	6	7	8	9	
<b>Values for 1924:</b>											
Corn, 56 pounds, shelled,	Bushel	Dolls. 1.00	Dolls. 1.15	Dolls. 1.16	Dolls. 0.95	Dolls. 1.00	Dolls. 1.02	Dolls. 1.02	Dolls. 0.97	Dolls. 1.07	
Corn cut for silage.	Ton	4.50	4.60	4.60	4.20	4.30	4.50	4.50	4.10	4.50	
Winter wheat	Bushel	1.40	1.36	1.37	1.32	1.44	1.40	1.49	1.39	1.41	
Spring wheat	do.	1.38	1.41	1.42	1.37	1.40	1.42	1.56	1.44	1.48	
Oats	do.	.48	.53	.53	.45	.50	.50	.55	.50	.50	
Barley	do.	.80	.83	.88	.77	.85	.85	.89	.82	.88	
Rye	do.	1.07	1.10	1.03	1.08	1.05	1.12	1.11	1.11	1.17	
Flaxseed	do.	2.30	1.93	2.00	2.38	2.40	2.20	2.10	2.25	2.17	
Buckwheat	do.	1.01	1.01	1.07	1.05	1.16	1.06	1.06	1.23	1.26	
Sorghums for grain.	do.										1.20
Soy beans, shelled	do.	3.17	3.00	3.35	3.40	3.05	2.60	2.93	2.50	2.60	2.50
Cowpeas, shelled	do.										2.50
Tobacco	Pound	.07	.07		.095			.09	.09		
Potatoes	Bushel	.35	.40	.42	.37	.33	.50	.58	.60	.70	
Sweet potatoes or yams.	do.										1.25
Apples	do.	1.21	1.20	1.10	1.14	1.20	1.23	1.20	1.52	1.67	
Peaches	do.										2.00
Sugar beets for sugar.	Ton	6.65	7.50	7.30	7.00	7.00	7.30	7.00	7.00	7.00	
Hay, all kinds	do.	11.40	12.50	12.90	12.50	12.50	12.30	10.50	11.70	12.30	
Firewood, cut on farm, 4 by 4 by 8 feet.	Cord	5.80	7.00	7.30	5.10	7.50	10.00	6.80	9.50	9.00	
Milk, whole	Gallon	.15	.15	.14	.15	.14	.14	.14	.15	.17	
Butterfat	Pound	.413	.403	.409	.429	.412	.428	.416	.421	.447	
Cream	Gallon	1.30	1.23	1.25	1.32	1.30	1.30	1.30	1.31	1.40	
Wool	Pound	.315	.304	.304	.312	.314	.314	.351	.403	.431	
Mohair	do.										.45
Eggs sold	Dozen	.29	.29	.29	.29	.27	.29	.29	.29	.32	
Chickens raised	Head	.65	.74	.75	.68	.73	.75	.77	.83	.88	
<b>Values for Jan. 1, 1925:</b>											
Chickens	do.	.80	.87	.83	.82	.90	.97	.93	.95	1.04	
Turkeys	do.	2.76	3.25	2.78	2.98	3.35	3.51	3.36	3.18	3.24	
Horses and colts, under 2 years.	do.	45.00	57.00	56.00	50.00	49.00	64.00	45.00	50.00	55.00	
Horses, 2 years and over.	do.	84.00	101.00	105.00	85.00	82.00	102.00	80.00	84.00	95.00	
Mules and mule colts, under 2 years.	do.	50.00	52.00	47.00	54.00	47.00	67.00	45.00	47.00	42.00	
Mules, 2 years and over.	do.	53.00	101.00	109.00	88.00	84.00	117.00	79.00	78.00	105.00	
Beef calves, under 1 year.	do.	13.40	13.40	13.40	17.00	16.00	20.50	10.50	21.50	22.50	
Beef heifers, 1 year and under 2.	do.	21.80	21.00	22.70	27.50	25.70	31.00	30.00	32.50	32.00	
Beef cows and heifers, 2 years and over.	do.	31.00	31.00	35.40	43.00	41.50	50.50	47.10	51.00	52.00	
Steers, 1 year and over.	do.	28.00	30.70	31.10	31.00	31.00	43.00	40.00	43.20	43.50	
Beef bulls, 1 year and over.	do.	32.80	31.00	32.70	40.70	38.20	48.70	52.00	56.00	55.00	
Dairy bulls, 1 year and over.	do.	55.00	57.00	59.00	62.00	53.00	62.00	63.00	71.00	78.00	
Dairy calves, under 1 year.	do.	15.30	18.30	15.30	19.20	17.00	22.70	21.80	23.10	25.00	
Dairy heifers, 1 year and under 2.	do.	27.40	30.30	27.30	31.50	29.10	38.40	35.00	37.70	43.00	
Dairy cows and heifers, 2 years and over.	do.	48.00	48.00	48.00	51.00	52.00	59.00	50.00	62.00	70.00	
Lambs, under 1 year.	do.	9.50	7.70	7.70	9.50	8.10	9.60	11.00	10.30	9.60	
Ewes, 1 year and over.	do.	9.20	9.00	8.60	9.40	9.00	10.40	11.20	10.00	10.00	

<sup>1</sup> These values were especially collected for 1924 and Jan. 1, 1925.

TABLE 33.—Wisconsin: Value of farm products per unit by crop-reporting districts, 1924—Continued

Item	Unit	District									State price, if any reported
		1	2	3	4	5	6	7	8	9	
Values for Jan. 1, 1925—Continued.											
Rams and wethers, 1 year and over.	Head	Dolls. 9.30	Dolls. 9.80	Dolls. 9.80	Dolls. 11.10	Dolls. 9.50	Dolls. 11.60	Dolls. 11.80	Dolls. 10.80	Dolls. 11.40	Dolls.
Goats and kids, all ages.	do.	6.50	5.00	7.00	7.00	6.00	5.60	6.50	5.60	5.00	
All pigs, 8 months and under.	do.	7.00	7.30	6.10	6.20	6.70	6.10	6.70	6.70	7.00	
Sows and gilts, 6 months and over.	do.	16.50	17.00	15.50	18.70	17.90	18.40	19.10	18.90	16.60	
All other hogs, 6 months and over.	do.	10.20	13.80	14.50	10.10	15.60	15.40	15.50	16.30	15.60	

TABLE 34.—Wisconsin: Wages of hired farm labor, 1866-1926<sup>1</sup>

Year and month	Rates per month		Rates per day		Year and month	Rates per month		Rates per day	
	With board	Without board	With board	Without board		With board	Without board	With board	Without board
1866	Dolls. 13.00	Dolls. 21.71	Dolls. 0.90	Dolls. 1.25	1914	Dolls. 28.00	Dolls. 30.00	Dolls. 1.45	Dolls. 1.87
1869	13.50	22.08	.81	1.15	1915	28.50	40.00	1.45	1.87
1874 or 1875	14.25	22.13	.87	1.23	1916	31.00	43.80	1.66	2.12
1877 or 1879	13.73	20.94	.79	1.11	1917	30.00	52.00	2.00	2.52
1879 or 1880	14.76	22.03	.83	1.13	1918	43.00	60.20	2.48	3.12
1880 or 1881	15.67	23.76	.90	1.19	1919	48.70	69.00	2.90	3.63
1881 or 1882	17.00	26.21	.99	1.33	1920	62.00	84.50	3.50	4.35
1884 or 1885	16.75	23.54	.95	1.20	1921	39.20	56.00	2.20	2.90
1887 or 1888	16.80	24.65	.97	1.22	1922	37.00	54.00	2.20	2.90
1889 or 1890	16.75	24.35	.87	1.20	1923	45.00	63.00	2.45	2.90
1891 or 1892	17.00	25.25	.88	1.30	1923: January	35.00	51.00	1.80	2.50
1893	18.68	28.06	.90	1.24	April	41.00	62.50	2.00	2.80
1894	16.74	24.06	.85	1.11	July	47.12	60.27	2.54	3.42
1895	16.02	25.23	.84	1.11	October	46.00	63.50	2.65	3.30
1898	17.50	25.47	.93	1.24	1924: January	37.70	55.00	2.10	2.80
1899	19.20	27.68	1.06	1.30	April	45.00	61.10	2.20	2.90
1902	22.17	30.78	1.14	1.50	July	45.70	62.50	2.30	3.05
1906	25.83	36.00	1.35	1.75	October	45.00	62.60	2.30	3.10
1909	27.52	36.92	1.35	1.70	1925: January	31.00	50.00	1.50	2.70
1910	26.00	37.25	1.35	1.78	April	45.00	60.00	2.20	2.85
1911	26.20	36.80	1.37	1.70	July	45.00	60.30	2.30	3.00
1912	27.40	38.30	1.46	1.87	October	46.50	64.00	2.50	3.25
1913	25.10	30.80	1.16	1.93	1926: January	38.00	58.00	2.10	2.80

<sup>1</sup> Wages of hired farm labor are now published quarterly as collected in Crops and Markets supplements. Revised averages for the United States were published in the April, 1926, Supplement to Crops and Markets, but the State figures have not been heretofore published as an entire series.

TABLE 35.—Wisconsin: Farm lands, value per acre, 1919-1926<sup>1</sup>

Year	All farm lands		Plow lands			Year	All farm lands		Plow lands		
	With improvements	Without improvements	Poor	Good	All		With improvements	Without improvements	Poor	Good	All
1912	63	43				1920	130	90	66	125	100
1913	70	48				1921	120	85	65	122	98
1914	76	51				1922	114	78	58	110	87
1915	80	52				1923	113	78	60	108	80
1916	90	62	51	92	71	1924	104	73	57	105	82
1917	95	68	54	100	80	1925	99	67	40	91	72
1918	102	72	56	100	82	1926	98	67	43	93	72
1919	100	80	60	110	80						

<sup>1</sup>The values of all farm lands have been collected from crop correspondents since 1912 and have been drawn on for various purposes, but not previously published as a series by States. The values of plow lands have been published as prepared in supplements to Crops and Markets and its predecessors and in the Yearbooks of the department, a few years at a time. The full series to 1926 by States is here published for the first time.

TABLE 36.—Minnesota: Monthly farm price<sup>1</sup>

WHEAT

[cents per bushel]

Year	Jan.	Feb.	Mar.	Apr.	May	June	July	Aug.	Sept.	Oct.	Nov.	Dec.
1908	94	94	94	95	96	97	98	98	94	93	94	95
1909	96	100	101	108	116	120	117	104	92	93	96	99
1910	102	101	104	102	98	100	106	107	102	98	95	94
1911	94	91	86	87	88	88	88	90	94	97	95	93
1912	94	94	96	100	104	104	104	90	82	80	76	73
1913	74	78	78	78	81	81	81	80	78	70	70	70
1914	77	80	83	83	84	84	84	80	80	98	101	103
1915	116	127	130	140	143	136	150	112	93	86	88	99
1916	115	114	104	106	108	102	106	127	141	152	162	156
1917	155	160	170	200	250	218	221	230	202	202	202	204
1918	201	204	202	201	201	198	200	204	204	200	205	205
1919	206	206	208	226	237	230	240	223	214	195	154	134
1920	250	288	231	257	270	118	113	168	110	108	98	90
1921	138	136	132	110	112	114	115	102	93	91	98	104
1922	102	118	128	131	132	125	115	102	91	100	102	98
1923	104	104	106	107	107	100	92	111	122	111	128	143
1924	99	100	101	98	100	104	115	122	111	128	132	143
1925	155	161	160	131	145	150	140	151	138	129	134	151

BRAN (AS BOUGHT)

[Dollars per ton]

1910	23.80	23.80	24.50	23.80	23.60	21.80	22.60	22.80	22.70	22.40	22.00	22.10
1911	22.80	23.30	22.90	23.30	23.60	23.50	23.00	24.00	23.80	23.90	24.10	24.10
1912	24.00	25.80	26.10	26.70	26.50	25.70	25.00	25.00	23.70	23.50	22.70	22.60
1913	21.60	21.30	21.30	21.00	21.30	21.60	20.80	21.70	22.56	22.40	23.40	22.60
1914	23.30	23.30	24.10	25.10	25.00	24.10	22.90	25.00	25.10	24.00	23.70	22.50
1915	25.20	27.50	25.30	25.00	21.50	24.90	25.10	25.20	23.30	22.60	22.40	22.50
1916	23.30	23.50	23.50	23.00	37.10	39.40	30.10	35.40	34.50	35.90	34.80	29.60
1917	30.50	32.50	35.40	37.00	37.10	38.50	38.00	35.40	35.40	33.50	33.40	32.50
1918	37.60	37.40	37.80	43.00	44.50	41.00	41.70	41.40	41.40	42.80	43.00	45.50
1919	15.90	45.60	42.70	48.20	52.50	55.70	55.50	54.50	50.60	45.00	33.00	32.00
1920	40.50	46.60	48.20	52.00	51.40	21.00	18.75	21.00	21.00	19.00	18.00	19.00
1921	29.00	29.00	35.00	35.00	21.40	21.00	20.40	20.00	20.00	22.00	25.00	25.80
1922	22.00	27.00	27.00	29.70	26.00	31.00	30.00	20.00	25.20	31.60	30.34	29.30
1923	28.40	29.20	30.40	30.80	28.00	27.50	28.50	28.80	28.00	28.50	28.00	31.00
1924	29.70	31.50	31.00	28.50	28.00	29.00	28.00	29.50	28.90	28.00	28.40	30.10
1925	31.50	33.30	29.40	28.40	33.30	29.00	28.00	29.50	28.90	28.00	28.40	30.10

<sup>1</sup> These prices are the estimated prices of farm products received by producers on the 15th of the month as currently reported in the supplements to Crops and Markets, monthly, by States; or, in the case of some products for which prior to January, 1924, prices were reported on the 1st of the month, converted to the 15th of the month by averaging the prices reported on the 1st of two successive months. Prices were first collected monthly in 1908, the list being extended from time to time. All the available monthly prices are shown.

TABLE 36.—Minnesota: Monthly farm price—Continued

Year	RYE											
	[Cents per bushel]											
	Jan.	Feb.	Mar.	Apr.	May	June	July	Aug.	Sept.	Oct.	Nov.	Dec.
1908.....	67	68	68	66	66	66	66	66	64	61	64	63
1909.....	62	61	60	70	74	74	70	65	60	60	60	62
1910.....	65	66	63	65	64	64	66	66	66	64	64	66
1911.....	70	70	72	74	74	70	75	74	77	80	80	79
1912.....	82	81	80	80	80	80	68	58	54	54	52	49
1913.....	43	50	50	50	50	51	50	52	53	50	48	48
1914.....	48	48	50	50	50	50	50	62	70	78	84	82
1915.....	100	100	104	102	103	101	96	88	82	82	84	82
1916.....	80	80	82	81	82	84	83	92	105	112	122	124
1917.....	134	128	136	136	188	108	184	165	163	163	166	168
1918.....	176	188	251	251	242	174	163	158	162	147	148	148
1919.....	142	132	136	150	145	132	136	138	131	126	126	142
1920.....	152	144	140	139	178	132	174	165	191	182	134	122
1921.....	127	127	120	112	110	108	76	60	65	65	64	64
1922.....	67	75	84	80	87	80	68	68	64	58	64	60
1923.....	70	68	67	68	60	60	60	51	53	55	54	54
1924.....	58	68	64	61	62	55	63	77	77	100	112	117
1925.....	132	134	130	97	102	102	88	91	75	65	66	86

## CORN

[Cents per bushel]

1908.....	53	55	57	60	62	66	58	68	64	60	56	56
1909.....	56	56	60	62	65	67	66	62	58	56	56	56
1910.....	51	52	53	49	47	49	52	54	52	47	44	44
1911.....	43	42	42	44	40	48	53	57	66	54	54	62
1912.....	51	50	52	58	60	60	60	60	58	52	42	36
1913.....	36	38	40	43	47	50	51	58	62	57	53	62
1914.....	50	50	51	53	51	50	57	63	64	58	54	53
1915.....	58	62	62	63	64	64	66	69	66	63	62	61
1916.....	61	60	64	70	71	73	71	76	76	75	78	60
1917.....	82	88	94	120	138	147	166	170	164	167	126	116
1918.....	121	129	134	140	136	133	139	140	130	126	112	116
1919.....	115	110	118	131	143	146	167	162	146	118	110	110
1920.....	122	124	130	144	154	166	140	128	113	82	60	60
1921.....	48	46	44	42	43	45	47	44	38	31	26	32
1922.....	34	40	44	46	48	48	49	50	49	50	54	56
1923.....	56	57	60	63	68	68	70	76	69	69	65	68
1924.....	59	62	62	63	61	66	80	98	102	100	90	91
1925.....	94	92	85	50	84	94	83	95	85	85	61	55

## OATS

[Cents per bushel]

1908.....	44	44	40	46	46	47	48	46	43	44	43	44
1909.....	44	45	48	49	51	52	48	41	35	34	34	36
1910.....	38	40	40	38	36	36	39	39	38	32	32	31
1911.....	30	36	29	30	30	33	37	38	39	40	40	40
1912.....	42	44	46	48	49	47	42	32	26	26	26	26
1913.....	26	26	26	27	29	32	33	24	34	32	32	32
1914.....	32	32	32	32	32	32	32	34	39	40	40	40
1915.....	44	48	40	48	48	48	44	40	31	28	36	34
1916.....	40	40	37	38	38	37	37	39	40	42	46	46
1917.....	48	50	54	62	65	61	66	60	52	54	50	60
1918.....	72	80	84	92	74	69	68	64	62	60	60	60
1919.....	50	52	54	60	62	60	64	61	60	56	62	68
1920.....	74	75	78	86	92	85	84	61	53	46	39	36
1921.....	34	32	32	28	28	29	29	25	22	22	24	24
1922.....	25	23	20	30	30	30	27	24	24	29	32	33
1923.....	34	34	34	36	36	34	32	30	30	32	34	35
1924.....	36	39	39	38	39	40	45	43	40	43	46	46
1925.....	47	45	46	35	36	42	38	33	31	20	29	39

TABLE 36.—Minnesota: Monthly farm price—Continued

BARLEY

[Cents per bushel]

Year	Jan.	Feb.	Mar.	Apr.	May	June	July	Aug.	Sept.	Oct.	Nov.	Dec.
1908	74	70	66	63	58	54	52	52	51	50	48	50
1909	51	52	56	57	59	60	58	50	49	46	47	50
1910	53	64	64	59	48	50	52	55	57	56	58	64
1911	70	72	78	88	86	81	80	82	85	91	95	95
1912	90	98	98	100	90	87	67	49	43	46	44	42
1913	44	44	43	42	44	46	44	48	54	52	50	46
1914	46	47	46	44	44	42	41	48	52	49	52	52
1915	56	62	62	62	62	65	60	56	46	44	47	51
1916	68	80	56	58	60	60	59	68	74	78	84	86
1917	80	94	99	118	120	110	114	116	110	134	111	122
1918	134	165	173	182	182	164	96	89	82	78	78	78
1919	76	75	80	91	98	98	103	108	104	105	112	128
1920	128	124	128	130	142	134	114	91	79	72	66	60
1921	53	48	48	46	44	45	40	42	40	38	34	34
1922	38	43	44	40	47	48	44	40	40	43	46	47
1923	47	47	47	48	48	48	46	44	44	45	45	48
1924	49	51	54	55	58	68	62	61	63	73	67	72
1925	77	76	75	70	71	71	72	62	55	51	51	52

FLAXSEED

[Cents per bushel]

1908	102	102	104	106	108	110	108	110	110	110	115	123
1909	130	140	145	150	150	152	143	131	125	136	148	162
1910	182	192	192	204	207	194	204	221	232	234	230	226
1911	230	210	235	238	234	213	195	197	208	212	198	187
1912	193	180	188	194	199	198	182	168	153	143	128	114
1913	111	116	116	114	116	115	118	125	126	125	123	126
1914	131	134	136	137	138	140	148	150	138	125	124	134
1915	164	166	166	170	174	166	153	150	150	158	172	182
1916	230	212	210	190	184	172	174	187	191	215	236	248
1917	255	256	260	283	301	292	282	291	305	306	266	306
1918	321	313	306	382	373	352	383	405	387	362	340	336
1919	319	318	339	356	376	416	480	518	462	464	418	442
1920	456	471	464	448	428	382	317	287	290	298	214	174
1921	161	158	152	140	141	154	154	168	169	160	150	158
1922	174	202	221	232	242	238	222	199	189	206	218	223
1923	235	251	265	285	280	250	230	216	213	216	214	227
1924	220	240	225	220	230	220	220	216	200	214	200	250
1925	280	240	270	255	260	352	242	230	230	237	233	237

BUCKWHEAT

[Cents per bushel]

1908	66	68	68	67	68	74	76	72	70	69	71	70
1909	68	68	71	76	78	80	80	74	68	68	70	71
1910	69	67	68	70	72	78	76	74	79	74	70	77
1911	76	74	70	67	67	68	64	64	64	68	74	77
1912	72					84	81	70	70	68	62	68
1913	72	68	61	61	62	66	60	63	66	66	62	68
1914	68	62	62	66	72	67	69	72	78	70	70	72
1915	74	74	78	81	82	94	104	92	80	78	78	74
1916	78	80	82	86	88	82	76	76	76	96	115	108
1917	112	113	124	158	178	200	209	184	172	148	136	142
1918	135	133	180	223	240	219	202	192	172	155	188	169
1919	172	144	104	103	131	148	144			133	138	
1920	146	148	158	158	170	176	172	164	115	100	111	107
1921	110	115	104	90	105	111	101	102	100	78	60	74
1922	78	73	74	60	88	75	80	78	80	70	71	70
1923	74	71	84	96	80	83			78	85	85	83
1924	80	78	72	75	80	85	100	113	118	128	91	100
1925	97	100	80	87	100	95	72	73	75	58	65	71

TABLE 36.—Minnesota: Monthly farm price—Continued

APPLES												
[Dollars per bushel]												
Year	Jan.	Feb.	Mar.	Apr.	May	June	July	Aug.	Sept.	Oct.	Nov.	Dec.
1910	1.55	1.53	2.20	1.33	2.40	1.50	1.05	1.50	1.50	1.38	1.51	1.73
1911	1.85	1.75	2.00	2.31	-----	-----	1.00	.87	.73	.87	1.00	1.07
1912	1.10	1.35	1.65	1.50	1.39	-----	1.75	1.35	1.10	1.00	.90	1.65
1913	1.15	1.05	1.18	1.27	1.28	-----	.92	.70	.60	.70	.90	1.20
1914	1.45	1.70	1.83	1.25	-----	-----	-----	1.40	1.10	.95	.65	.85
1915	1.10	1.05	1.25	1.40	1.75	-----	-----	.92	.80	.90	.93	1.02
1916	1.10	1.20	1.35	1.50	1.45	-----	-----	.95	.95	.96	1.20	1.40
1917	1.60	1.05	2.00	2.00	2.40	-----	-----	1.40	1.00	1.05	1.25	1.80
1918	1.65	1.05	1.00	-----	-----	-----	-----	1.00	1.25	1.50	2.10	2.00
1919	2.35	2.60	-----	-----	-----	-----	-----	1.70	1.70	2.00	2.50	3.20
1920	3.60	2.80	3.45	2.60	-----	-----	-----	1.90	1.64	1.80	2.10	2.35
1921	2.02	2.10	2.50	2.58	2.68	-----	-----	1.52	1.90	2.00	2.70	-----
1922	2.90	2.90	-----	-----	-----	-----	2.92	1.25	1.06	1.48	1.55	2.25
1923	2.06	2.20	2.32	-----	-----	-----	-----	1.22	.90	1.01	1.25	1.34
1924	1.68	2.00	2.00	1.90	-----	1.50	-----	-----	1.30	1.65	1.37	1.82
1925	2.30	2.80	2.28	1.83	2.29	-----	-----	1.13	1.00	1.24	1.56	1.85

[Dollars per barrel]

1914	-----	-----	-----	-----	-----	-----	-----	4.30	3.00	3.25	3.00	3.20
1915	3.20	3.20	3.30	3.60	3.75	-----	-----	3.12	2.15	3.00	3.30	3.70
1916	3.70	3.55	4.00	3.75	4.00	-----	-----	-----	3.50	3.70	4.10	4.80
1917	4.10	5.05	5.75	7.00	-----	-----	-----	-----	2.80	3.15	4.60	5.30
1918	4.65	5.60	-----	-----	-----	-----	-----	3.60	4.50	5.70	7.00	8.00
1919	6.00	6.90	-----	-----	-----	-----	-----	6.00	4.20	6.20	7.90	9.80
1920	10.90	8.00	10.40	-----	-----	-----	-----	-----	-----	4.20	5.70	6.25
1921	6.00	6.50	-----	-----	-----	-----	-----	4.70	5.70	6.00	7.75	-----
1922	8.70	-----	-----	-----	-----	-----	-----	6.50	3.40	3.75	4.94	7.00
1923	6.75	-----	5.33	-----	-----	-----	-----	-----	-----	3.44	3.00	3.10
1924	5.20	5.80	6.00	5.90	-----	-----	-----	-----	4.00	4.10	3.80	5.70
1925	6.00	6.50	6.50	5.30	5.30	-----	4.10	3.00	2.78	4.50	-----	4.50

## CABBAGE

[Dollars per 100 pounds]

1910	2.10	2.40	2.12	2.50	3.60	2.25	2.84	3.00	2.32	2.00	1.80	1.80
1911	2.20	2.28	1.17	1.33	1.01	2.00	2.31	2.56	1.34	2.20	2.20	2.82
1912	2.00	2.20	2.71	3.00	3.62	3.79	2.60	1.73	1.28	1.10	1.60	1.70
1913	1.90	1.65	1.75	1.62	2.10	3.35	3.50	2.30	1.60	1.50	1.40	2.20
1914	2.15	2.75	2.80	2.85	3.50	3.00	2.60	2.20	2.20	1.95	1.85	2.00
1915	2.00	2.00	1.85	1.50	3.20	2.50	3.20	1.80	1.50	1.10	1.10	1.30
1916	1.60	1.80	1.90	2.00	2.50	3.40	3.20	2.50	2.46	2.20	2.25	3.30
1917	3.05	6.25	8.00	4.30	9.70	7.00	3.50	2.95	1.66	1.60	2.25	3.00
1918	3.00	3.30	3.50	4.10	4.00	4.80	4.00	3.20	2.40	2.15	1.80	1.90
1919	2.40	2.60	3.00	3.70	5.60	6.60	4.50	4.20	3.20	2.70	2.90	3.50
1920	4.40	5.30	6.60	6.30	6.60	9.10	6.10	3.90	3.40	2.73	2.17	2.20
1921	2.30	2.45	2.45	3.00	3.90	4.50	4.70	3.60	3.00	3.00	2.80	3.00
1922	3.00	4.00	4.20	4.47	4.15	4.20	3.65	2.55	2.20	1.65	1.77	1.96
1923	2.21	2.60	3.00	3.50	4.10	4.50	3.30	2.10	2.70	2.24	2.21	2.50
1924	2.60	2.75	3.25	3.70	-----	-----	3.00	3.10	2.35	2.36	2.10	1.92
1925	2.13	2.65	3.00	3.00	3.70	3.20	4.60	4.20	3.00	2.81	2.70	3.44

## ONIONS

[Cents per bushel]

1910	80	97	98	95	106	123	106	137	124	111	115	115
1911	118	128	118	138	142	138	139	120	92	108	110	100
1912	103	120	130	150	150	147	122	120	95	70	65	67
1913	68	75	76	67	50	55	93	98	89	90	92	95
1914	115	130	145	158	151	122	200	125	162	85	100	98
1915	100	105	105	105	124	120	130	105	105	87	80	92
1916	110	115	120	120	130	120	140	143	123	120	135	100
1917	170	280	470	500	470	390	290	180	150	125	145	150
1918	160	160	140	125	100	150	150	140	140	120	115	125
1919	130	140	180	200	270	-----	280	250	170	190	220	250
1920	360	300	340	350	370	380	390	210	182	171	153	135
1921	138	132	120	121	130	170	190	207	180	200	209	220
1922	250	300	335	439	475	530	300	213	143	134	120	149
1923	103	140	142	180	180	220	230	180	167	171	160	180
1924	100	200	210	200	-----	-----	200	140	150	142	115	135
1925	160	221	186	168	200	325	325	210	195	167	161	149

TABLE 36.—Minnesota: Monthly farm price—Continued

POTATOES  
[Cents per bushel]

Year	Jan.	Feb.	Mar.	Apr.	May	June	July	Aug.	Sept.	Oct.	Nov.	Dec.
1908	46	40	50	50	40	52	60	50	50	50	55	55
1909	58	52	58	78	85	78	70	53	42	35	34	35
1910	34	34	34	26	23	24	44	80	90	76	65	50
1911	56	53	55	52	60	80	108	103	76	57	54	62
1912	68	78	90	104	104	90	72	50	34	28	27	29
1913	30	30	28	27	28	25	36	40	45	40	50	52
1914	52	54	54	52	52	59	04	58	40	37	32	31
1915	32	35	37	35	40	40	46	42	30	30	36	44
1916	58	60	71	73	70	72	73	00	100	111	128	135
1917	150	185	205	226	245	233	185	117	88	96	96	92
1918	94	84	63	50	49	58	80	04	92	82	71	75
1919	78	72	69	80	84	80	133	172	150	150	153	162
1920	168	230	273	346	354	344	265	189	121	83	77	79
1921	73	62	66	59	38	38	100	160	128	100	92	86
1922	90	06	80	58	58	02	88	06	41	34	32	34
1923	84	34	36	42	43	44	70	80	60	43	44	48
1924	50	40	55	56	50	70	03	104	67	35	32	34
1925	37	40	40	38	30	48	94	112	87	09	180	182

TOMATOES  
[Cents per bushel]

Year	Aug.	Sept.	Oct.	Year	Aug.	Sept.	Oct.
1912	160	75	75	1910	260	130	130
1913	150	90	122	1920	360	190	150
1914	229	78	100	1921	240	100	120
1915	200	120	95	1922	157		117
1916	178	90	105	1923	250	07	120
1917	340	145	120	1924		140	117
1918	190	125	120	1925	138	151	173

TURNIPS  
[Cents per bushel]

Year	Jan.	Feb.	Nov.	Dec.	Year	Jan.	Feb.	Nov.	Dec.
1912			42	36	1910	66	80	00	100
1913	37	33	40	45	1920	100	130		
1914	50	50	37	47	1921	90	76		
1915	45	46	36	46	1922	71	71	67	43
1916	50	60	58	60	1923	46	48	60	100
1917	70	85	63	80	1924	90	98	51	60
1918	75	75	62	70	1925	61	100	73	74

BEANS, DRY  
[Dollars per bushel]

Year	Jan.	Feb.	Mar.	Apr.	May	June	July	Aug.	Sept.	Oct.	Nov.	Dec.
1910	2.24	2.19	2.26	2.39	2.35	2.20	2.50	2.36	2.43	2.43	2.49	2.30
1911	2.35	2.36	2.27	2.30	2.41	2.34	2.38	2.28	2.31	2.43	2.37	2.20
1912	2.40	2.42	2.43	2.56	2.54	2.42	2.63	2.54	2.48	2.36	2.42	2.28
1913	2.26	2.32	2.30	2.23	2.25	2.17	2.25	2.10	2.18	2.09	2.18	2.11
1914	2.05	2.10	2.10	2.19	2.11	2.20	2.25	2.60	2.50	2.40	2.30	2.30
1915	2.40	2.80	2.88	2.73	2.87	2.00	3.00	2.84	2.75	2.93	3.11	3.31
1916	3.61	3.66	3.51	3.66	3.50	3.80	4.88	5.50	5.43	5.20	5.55	5.90
1917	6.30	6.25	6.00	7.50	0.50	10.10	10.00	9.00	8.00	7.50	7.95	8.36
1918	8.10	8.20	7.70	7.05	7.45	7.40	7.80	6.00	5.06	6.20	6.20	5.25
1919	5.18	4.50	3.80	3.80	4.00	4.10	4.10	4.40	4.40	4.90	4.70	4.70
1920	4.06	4.40	4.60	4.40	4.50	4.50	4.50	4.60	4.21	3.95	3.70	3.46
1921	3.32	3.25	3.16	2.85	2.98	2.86	2.95	2.84	3.09	3.10	3.30	3.22
1922	3.25	3.35	3.50	3.62	4.00	4.20	4.30	4.97	3.88	3.56	3.45	3.60
1923	3.09	4.10	4.25	4.20	4.20	4.40	4.40	4.00	3.08	3.95	3.70	3.60
1924	3.70	3.60	3.40	3.50	3.50	3.40	3.10	3.40	3.20	3.40	3.85	3.70
1925	3.60	3.60	3.70	3.80	3.50	4.21	3.90	4.10	3.50	4.10	3.40	3.61



SB 15 (1922)

USDA STATISTICAL BULLETINS

UPDATA

PRICES OF FARM PRODUCTS RECEIVED BY PRODUCERS

THE NORTH-CENTRAL

SARLE, C. F. HARD, C. N.

2 OF 3

TABLE 36.—Minnesota: Monthly farm price—Continued  
COTTONSEED MEAL (AS BOUGHT)

[Dollars per ton]

Year	Jan.	Feb.	Mar.	Apr.	May	June	July	Aug.	Sept.	Oct.	Nov.	Dec.
1910						35.70		34.50	32.00	33.10	34.00	33.33
1911		37.00	36.50	30.80	34.70	31.00	28.30	28.00	30.00	32.00	36.50	32.30
1912	30.00	37.80	38.30	35.50	37.30	38.60	38.20	35.60	37.00	32.00	30.00	34.00
1913		30.80	30.00	33.00	24.00	25.50	31.40	32.00	33.40	33.00	28.50	32.00
1914	31.00	33.50	32.70	34.00	34.00		31.20	31.20		31.70	33.00	20.50
1915	32.60	35.30	50.00	34.80	34.50	32.50	34.90	35.80	36.30	35.20	35.20	36.30
1916	32.40	37.70	35.10	38.00	35.40	36.20	36.20	34.80	30.20	37.20	41.20	44.80
1917	42.00	43.10	44.50	46.50	48.20	42.50	40.80				53.50	
1918		50.00		50.70		57.00		63.50			65.00	67.50
1919	73.50	59.00	58.60	68.00	60.60	67.70		83.60	85.30	71.60	77.60	87.00
1920	87.00	81.80	85.20	87.70	81.10	83.00						
1921							37.00					
1922										50.00		
1923	33.00		50.00	51.40	51.60		45.00			52.50		
1924	50.00			55.00				50.00		50.00	53.00	53.00
1925			58.70	44.00		56.60	61.00	50.00	50.80	48.50	43.00	47.00

HAY (LOOSE)

[Dollars per ton]

1908	5.78	5.96	5.57	5.26	5.32	5.45	5.50	5.50	5.75	5.75	5.45	6.32
1909	5.25	5.38	5.38	5.62	6.30	6.05	6.10	5.70	5.53	5.63	5.95	6.20
1910	6.45	6.45	6.20	6.50	5.70	6.70	9.10	10.60	10.40	9.05	9.40	9.55
1911	10.25	10.25	10.00	10.25	10.50	10.05	11.20	11.55	11.10	10.55	11.15	11.70
1912	11.75	11.20	10.50	11.55	11.05	10.10	8.45	6.50	6.10	6.60	6.55	6.55
1913	6.55	6.15	6.20	6.90	6.50	6.60	6.45	6.35	6.50	6.50	6.55	6.65
1914	6.40	6.45	6.60	6.56	7.05	7.20	6.75	6.40	6.25	6.15	6.10	6.15
1915	6.55	6.65	6.80	7.15	7.35	7.10	6.85	6.55	6.40	6.45	6.45	6.50
1916	6.80	7.15	7.65	8.45	8.85	8.50	7.65	7.00	6.95	7.05	7.15	7.20
1917	7.45	7.40	8.15	8.95	9.20	9.25	9.00	9.40	10.05	11.20	12.10	13.30
1918	14.25	14.10	13.50	12.45	12.45	12.25	11.70	11.70	12.20	12.05	13.65	14.20
1919	14.85	14.05	15.80	17.50	18.90	18.00	15.40	13.95	13.35	14.25	14.55	14.70
1920	15.45	16.05	16.20	16.05	17.45	16.45	14.20	14.20	13.05	12.15	11.50	11.10
1921	10.45	8.90	7.45	8.10	7.95	7.90	7.75	7.95	7.80	7.15	7.00	8.30
1922	7.05	7.88	8.25	9.50	9.70	9.40	8.60	7.65	8.55	8.65	9.60	9.55
1923	9.00	9.30	9.00	9.50	9.05	10.25	10.15	9.75	9.75	9.85	10.50	10.00
1924	11.00	10.50	10.00	9.50	9.50	9.60	9.30	8.90	9.50	9.00	9.00	8.70
1925	8.00	8.50	9.70	9.00	8.30	9.50	9.10	9.10	9.30	8.60	8.50	9.90

ALFALFA HAY

[Dollars per ton]

1914									9.20	10.00	11.00	
1915	11.00	11.00	10.00	10.80	10.50	11.90	11.10	10.70	10.40	10.00	8.50	9.00
1916	11.00	9.40	10.00	10.00	9.10	10.70	9.30	9.50	9.80	9.80	9.70	9.00
1917	9.60	10.90	10.30	12.50	12.30	11.70	11.20	11.40	12.80	15.70	15.30	18.90
1918	18.70	20.40	19.10	18.70	17.30	18.00	15.90	15.30	19.10	17.00	19.00	20.70
1919	20.10	20.80	20.80	23.50	23.30	26.30	21.20	20.00	18.00	18.80	19.90	22.90
1920	20.10	21.40	23.30	22.00	23.20	22.10	19.80	19.10	20.00	18.60	17.00	16.00
1921	15.30	14.00	14.20	13.20	15.00	12.00	12.50	12.00	12.60	11.80	12.50	12.20
1922	12.50	13.50	13.60	13.50	13.60	13.00	13.10	14.50	12.10	12.10	13.30	14.40
1923	13.80	12.00	14.00	14.40	15.50	15.40	13.80	13.40	15.00	16.80	17.00	16.40
1924	16.30	17.00	16.50	16.30	16.30	16.10		16.80	16.00	16.40	16.90	16.00
1925	14.00	14.50	16.00	15.50	14.50	15.00	13.50	13.60	13.80	13.70	13.20	15.40

CLOVER HAY

[Dollars per ton]

1914										8.20	8.70	8.20
1915	8.50	8.70	9.00	9.00	9.30	8.50	9.00	8.30	8.40	8.60	7.50	8.40
1916	8.60	8.60	9.20	8.80	10.40	10.60	8.70	7.70	8.10	8.05	8.00	8.30
1917	9.00	8.80	9.60	10.40	11.30	10.80	11.30	10.00	12.00	13.10	13.50	15.40
1918	16.30	15.70	15.00	15.10	14.50	14.50	14.30	14.50	16.70	16.50	15.70	17.00
1919	16.90	18.10	18.10	19.30	20.30	22.80	18.80	17.10	17.30	16.20	16.60	18.00
1920	18.50	19.10	19.60	19.70	20.30	18.30	18.00	17.00	10.70	16.00	15.60	14.70
1921	14.00	13.00	12.40	11.90	12.00	11.50	11.60	11.00	11.50	11.60	11.40	10.90
1922	10.90	11.80	11.70	11.60	11.70	11.40	11.60	12.00	10.50	10.90	11.40	11.30
1923	12.00	12.90	11.70	12.50	13.90	12.10	12.20	12.20	12.30	14.20	13.00	12.70
1924	12.00	13.20	13.10	12.70	12.70	12.40	12.60	12.70	13.50	13.00	13.00	12.00
1925	11.70	11.50	12.10	11.40	11.80	12.00	11.10	11.10	11.00	11.00	10.90	11.70

TABLE 36.—Minnesota: Monthly farm price—Continued

TIMOTHY HAY

[Dollars per ton]

Year	Jan.	Feb.	Mar.	Apr.	May	June	July	Aug.	Sept.	Oct.	Nov.	Dec.
1914										8.40	8.90	8.50
1915	9.20	9.20	9.90	9.53	9.70	9.40	9.70	8.70	8.80	9.10	8.10	8.40
1916	9.00	9.20	9.70	9.70	11.20	11.00	9.40	8.50	8.40	8.85	8.80	9.00
1917	9.30	9.40	10.00	10.90	12.20	12.10	11.60	11.50	12.70	13.70	14.50	16.20
1918	16.80	16.80	16.80	15.70	15.20	14.50	14.20	15.20	16.90	16.20	16.70	17.40
1919	17.70	18.50	18.80	20.50	23.00	23.90	19.00	17.90	17.40	16.80	16.80	18.30
1920	15.30	16.20	19.10	19.00	21.20	19.70	18.60	17.80	16.80	16.20	15.90	15.00
1921	14.60	14.00	12.80	11.00	12.00	11.90	12.50	12.00	11.50	11.60	11.40	11.40
1922	11.40	11.80	11.70	11.50	11.70	11.50	11.50	11.80	10.80	11.00	10.80	11.40
1923	11.80	10.90	11.60	11.80	12.50	12.60	12.40	12.10	11.70	13.50	13.40	13.00
1924	13.00	12.80	12.60	12.10	12.60	12.00	11.50	12.20	11.60	11.00	12.30	12.00
1925	11.50	11.70	11.20	12.50	11.70	11.00	10.90	10.40	10.80	11.20	11.30	12.10

PRAIRIE HAY

[Dollars per ton]

1914										6.60	6.60	6.40
1915	6.70	6.70	6.50	7.00	7.20	7.60	7.00	6.60	6.30	6.80	6.30	6.70
1916	7.00	7.10	7.60	7.70	8.50	8.70	7.55	6.60	6.60	6.90	6.90	6.70
1917	6.70	7.20	7.50	8.10	8.70	10.00	8.60	8.10	9.00	10.50	11.00	13.40
1918	14.00	13.30	13.20	12.10	11.70	11.10	11.90	11.50	12.80	13.10	13.30	13.40
1919	14.40	15.30	15.60	17.50	19.70	19.80	16.50	14.70	14.00	13.90	13.60	15.00
1920	15.60	15.80	15.30	15.20	16.70	18.40	15.30	13.90	12.90	12.70	12.35	12.00
1921	11.00	10.00	9.00	8.70	8.60	7.80	7.80	7.40	7.50	8.10	7.60	7.80
1922	7.90	7.90	7.40	7.00	8.10	8.00	6.00	6.70	7.60	8.20	8.20	9.10
1923	9.10	9.20	9.00	9.70	10.20	10.50	9.00	9.50	9.50	9.00	9.70	9.30
1924	9.40	9.50	9.00	9.10	9.00	9.00	9.50	9.20	10.50	8.50	9.00	8.90
1925	8.60	8.10	8.60	9.10	9.10	7.90	9.20	8.60	8.10	7.80	8.10	8.90

CLOVER SEED (AS SOLD)

[Dollars per bushel]

1910	7.67	7.57	8.35	8.44	8.17	8.10	8.60	8.16	9.00	8.53	8.20	9.00
1911	9.00	9.00	9.60	10.19	9.62	9.32	8.80	9.53	10.00	10.00	10.10	12.00
1912	11.10	11.20	13.29	13.74	14.74	13.97	11.14	11.00	9.44	9.70	9.27	7.90
1913	8.50	9.75	10.22	10.41	10.71	10.50	10.46	9.02	9.00	8.00	8.00	7.20
1914	7.85	7.60	8.70	8.10	9.00	9.00	7.50	8.00	9.00	8.00	7.85	7.40
1915	7.30	7.80	8.50	9.00	9.00	8.00	8.50	8.00	8.00	8.20	8.50	8.80
1916	9.50	10.40	10.30	11.00	11.00	12.40	10.50	10.20	10.00	10.00	8.50	8.30
1917	9.30	9.10	9.00	10.40	9.50	10.60	10.60	10.20	9.50	11.00	11.50	12.10
1918	13.40	14.00	15.80	17.40	16.40	15.20	13.50	14.60	14.00	18.40	18.60	18.20
1919	10.30	22.40	23.10	26.20	28.20	26.70	22.00	22.50	24.00	24.30	25.00	25.40
1920	27.60	29.90	31.20	30.70	28.70	27.20	22.20	23.50	18.40	13.60	12.90	10.25
1921	11.00	10.50	12.50	11.40	12.50	11.00	10.00	10.00	10.00	10.10	10.00	9.40
1922	9.35	11.80	12.30	13.00	12.00	11.40	10.50	11.00	8.50	8.60	9.10	9.40
1923	10.80	10.70	11.70	11.10	11.30	10.40	11.50	10.00	11.10	11.90	11.20	12.20
1924	12.00	12.50	13.00	12.60	13.00	12.50	11.90	12.00	13.00	12.80	13.30	14.00
1925	14.00	15.00	17.60	16.90	17.00	17.20	17.00	17.40	13.00	12.60	14.90	15.30

CLOVER SEED (AS BOUGHT)

[Dollars per bushel]

1912						14.52	12.77	11.75	12.61	10.40	11.80	9.30
1913	10.25	11.70	11.98	13.06	12.69	12.58	12.82	12.33	12.00	15.00	9.00	8.60
1914	9.00	9.40	11.60	10.75	9.70	10.00	10.00	12.00	9.50	10.50	9.00	8.60
1915	9.10	9.70	10.00	10.00	10.40	10.40	10.20	9.70	16.80	11.00	9.50	10.50
1916	11.20	12.00	12.25	12.90	13.00	13.40	12.40	13.00	12.70	12.60	9.60	9.60
1917	11.00	10.90	11.60	11.90	12.80	12.10	14.50	12.30	12.80	12.00	12.70	18.50
1918	15.60	17.00	17.90	20.90	19.00	17.70		15.20	20.00	20.00	20.50	22.00
1919	25.45	25.90	26.30	30.40	31.20	31.60	28.20	28.00	28.40	27.30	28.80	31.30
1920	32.00	34.90	33.70	35.60	32.40	29.30	29.30	27.00	21.00	17.60	16.15	12.50
1921	13.80	13.20	13.55	13.00	13.70	14.70	14.70	13.60	14.90	12.50	12.00	12.50
1922	11.80	12.60	15.00	15.00	14.70	14.20	12.60	12.00	12.00	12.00	11.40	13.00
1923	13.10	13.60	13.70	13.60	14.10	13.10	14.10	12.40	11.40	12.70	13.60	13.50
1924	13.80	15.00	15.30	15.00	15.60	15.00	14.50	14.10	14.00	14.50	15.10	16.00
1925	18.30	17.90	19.70	19.40	19.70	19.50	20.50	17.20	14.30	16.70	16.30	17.10

TABLE 36.—Minnesota: Monthly farm prices—Continued

## TIMOTHY SEED (AS SOLD)

(Dollars per bushel)

Year	Jan.	Feb.	Mar.	Apr.	May	June	July	Aug.	Sept.	Oct.	Nov.	Dec.
1910									3.19	3.20	3.80	4.00
1911	3.80	4.20	4.61	4.67	4.93	4.82	4.52	5.33	5.04	5.78	6.00	6.30
1912	6.35	6.40	7.27	7.25	6.00	6.06	4.42	3.00	2.70	2.24	2.02	1.75
1913	1.83	1.80	1.09	1.01	1.77	1.75	2.09	1.87	2.10	1.97	2.00	2.00
1914	2.00	2.05	2.50	2.45	2.60	2.35	2.50	2.40	2.30	2.50	2.45	2.10
1915	2.50	2.50	2.80	2.60	2.80	2.55	2.35	2.40	2.40	2.40	2.90	2.60
1916	2.90	3.50	3.40	3.30	3.50	3.50	3.30	2.50	2.40	2.60	2.60	2.45
1917	2.50	2.60	3.30	3.10	3.40	3.20	3.10	3.30	3.10	3.80	3.10	3.40
1918	3.50	4.10	3.80	3.90	3.90	3.70	3.30	4.20	3.60	4.00	4.15	3.85
1919	4.20	4.50	4.00	4.60	5.70	6.00	3.90	4.00	4.20	4.70	4.40	4.60
1920	5.20	5.60	5.30	5.30	5.70	5.70	5.10	4.90	3.50	3.30	3.00	3.00
1921	3.35	3.34	3.30	2.85	3.10	3.30	3.25	3.40	3.00	3.40	2.95	2.85
1922	2.80	2.50	2.00	3.20	3.00	2.90	2.00	2.40	2.30	2.30	2.00	2.50
1923	3.20	2.90	3.10	3.00	2.80	2.40	3.30	2.60	3.10	3.10	3.00	3.00
1924	3.20	3.20	3.60	3.40	3.30	3.20	3.00	3.00	3.20	3.10	2.60	3.00
1925	2.80	2.60	3.10	3.00	3.20	3.10	3.50	4.00	2.70	2.70	3.20	4.00

## TIMOTHY SEED (AS BOUGHT)

(Dollars per bushel)

1912						6.68	5.50	5.00	3.17	3.10	3.50	2.30
1913	2.02	2.60	2.02	2.22	2.35	2.30	2.50	2.23	2.50	2.05	2.50	2.50
1914	2.50	2.70	3.10	2.98	2.96	2.90	2.60	2.70	2.60	3.00	2.50	2.50
1915	2.65	3.10	3.40	3.30	3.30	3.40	3.20	3.30	3.45	3.20	3.60	3.70
1916	4.00	4.40	4.00	4.00	4.00	4.20	4.10	4.40	3.80	3.70	3.00	2.80
1917	3.00	3.20	3.50	3.70	4.00	4.00	5.20	3.50	4.40	4.60	4.10	4.00
1918	5.10	5.20	5.30	4.60	4.60	4.50	4.30	4.80	5.00	4.50	4.50	4.50
1919	5.10	5.30	5.40	5.20	6.00	5.90	4.40	4.90	5.00	5.80	5.90	6.20
1920	6.20	6.40	6.80	6.40	6.40	6.80	6.20	6.20	5.00	4.20	4.00	4.00
1921	4.10	3.80	4.10	4.00	4.00	4.50	4.35	4.00	3.80	4.00	4.00	3.80
1922	4.00	3.80	3.60	4.10	3.80	3.60	3.70	4.00	2.90	3.00	3.10	3.60
1923	4.00	3.70	3.70	3.60	3.60	3.20	4.00	4.00	3.30	3.60	3.60	3.60
1924	3.90	4.00	4.60	4.10	4.60	4.10	3.90	3.00		3.10	3.20	3.20
1925	3.80	3.80	3.40	4.00	3.80	3.40	4.20	5.90	3.90	3.90	4.00	4.00

## ALFALFA SEED (AS SOLD)

(Dollars per bushel)

1912						15.00	15.50		8.50	9.50	9.94	11.00
1913	10.34	9.00		11.83	11.12			8.00	8.60		6.00	
1914				11.70	10.10	9.50	8.50			10.00		
1915			8.80			10.50	10.00			10.00		
1916				15.50	14.60	13.00		15.00		12.90		
1917	14.00		14.20	13.00	13.00	13.60		12.00			13.30	
1918			16.40	14.40	18.60							
1919					17.60		17.00			19.60		
1920			20.50	31.60	26.40							
1921				17.00	18.90		19.00					
1922				14.70				12.00	13.10	12.50	12.30	13.30
1923	16.00	16.60	14.60	15.60	17.50	14.60	18.00	16.00	17.50	16.00	18.00	17.00
1924	15.60	17.00	18.00	19.00		10.00		18.00	17.50	16.00	20.00	
1925			19.50		20.50	16.00			13.50	14.30	16.00	17.00

## ALFALFA SEED (AS BOUGHT)

(Dollars per bushel)

1912						13.20	13.50	10.67	13.40	13.62	15.00	12.00
1913	12.65	12.92	11.91	13.75	13.45	13.00	14.00	15.38	14.30	9.00	11.50	10.00
1914	11.80	12.00	11.70	12.75	12.30	11.20	11.00	14.00	11.00	12.20	11.00	8.75
1915	12.00	12.00	12.25	11.80	11.40	12.50	12.40	11.40	12.00	12.00	10.00	12.00
1916	11.70	14.00	14.25	15.90	15.00	14.70	14.90			13.90		14.60
1917	14.00	15.90	15.90	14.20	15.60	15.50	16.50	15.50	14.50			
1918	15.80	15.00	17.70	18.00	19.20	17.00						15.00
1919	10.75	17.50	21.00	21.10	21.10	21.60	22.50	22.00	24.00	21.70	21.00	25.40
1920	33.00	29.10	31.00	33.60	35.00	29.30				20.60		
1921								21.00	18.00	17.75	19.00	18.00
1922				10.50								
1923	17.90	20.10	20.90	18.30	19.00	20.00	21.00	18.00	18.10	15.10	18.50	18.10
1924	17.50	10.00	20.00	21.00	17.80	18.00	20.00	21.00	20.00			20.00
1925	18.00		18.10	25.80	10.10	24.00	25.50	25.00	20.00	20.60	21.20	19.60

TABLE 36.—Minnesota: Monthly farm price—Continued

BEEF CATTLE

[Dollars per 100 pounds]

Year	Jan.	Feb.	Mar.	Apr.	May	June	July	Aug.	Sept.	Oct.	Nov.	Dec.
1910.....	3.50	3.00	4.50	5.20	4.00	4.50	4.00	3.70	3.70			
1911.....	3.70	4.00	4.20	4.00	3.80	3.80	3.60	3.80	3.60	3.00	3.70	3.80
1912.....	4.00	4.10	4.00	4.50	4.80	4.90	4.00	4.60	4.80	4.80	4.80	4.80
1913.....	5.00	5.30	5.80	5.90	5.80	5.80	5.40	5.70	5.70	5.70	5.70	5.30
1914.....	5.00	6.00	5.80	4.00	0.20	6.10	0.00	6.10	6.10	5.60	5.40	6.20
1915.....	5.30	5.30	5.50	5.50	5.90	5.80	5.80	5.80	5.40	5.40	5.00	6.00
1916.....	6.30	5.50	6.00	0.20	6.10	6.70	6.30	6.10	5.90	5.70	5.70	5.80
1917.....	6.10	6.80	7.35	8.25	8.00	8.30	7.70	7.50	7.00	7.60	7.30	7.30
1918.....	7.00	8.20	8.30	9.50	10.10	9.90	9.70	9.00	8.90	8.30	7.90	7.70
1919.....	9.00	9.10	9.00	10.20	10.30	9.80	9.60	9.20	8.10	7.60	7.50	7.70
1920.....	8.30	8.10	8.20	8.40	8.40	8.50	7.90	7.63	7.30	7.40	5.70	6.00
1921.....	5.40	5.20	6.00	5.30	5.50	4.90	4.80	4.80	4.60	4.10	3.60	4.10
1922.....	4.20	5.00	5.00	5.00	5.10	5.50	5.10	4.90	4.80	4.70	4.40	4.50
1923.....	4.70	6.10	5.20	5.30	5.50	6.50	6.40	5.20	5.40	4.00	4.40	4.60
1924.....	4.80	4.80	5.10	5.40	5.60	5.50	5.40	5.70	5.60	5.30	5.40	4.80
1925.....	5.20	5.30	6.00	6.20	6.70	6.40	6.40	6.30	6.10	6.40	5.90	5.80

VEAL CALVES

[Dollars per 100 pounds]

1910.....	5.80	5.70	6.40	5.70	6.00	5.60	5.70	5.80				
1911.....	5.70	5.70	5.80	5.20	5.10	5.00	5.00	5.10	5.40	5.70	5.40	5.80
1912.....	5.90	6.00	5.70	6.70	5.70	6.00	6.00	6.00	6.00	6.70	6.10	6.60
1913.....	6.70	6.90	7.30	7.40	7.20	7.50	7.70	7.10	7.40	7.40	7.80	7.50
1914.....	7.60	7.60	7.90	7.50	7.40	7.40	7.40	7.40	7.90	7.60	7.40	7.20
1915.....	7.20	7.20	7.10	7.00	7.00	7.20	7.40	7.20	7.40	7.00	7.10	7.10
1916.....	7.20	7.80	8.10	7.90	7.90	8.20	8.80	8.70	8.70	8.40	8.40	8.60
1917.....	9.00	10.00	9.60	10.50	10.30	10.60	11.00	10.50	11.10	11.10	10.10	10.00
1918.....	11.00	10.70	10.80	11.30	11.30	11.60	12.10	12.20	12.80	12.60	11.60	12.00
1919.....	12.50	11.80	12.70	12.90	12.20	12.45	13.30	13.30	15.60	13.10	13.00	12.90
1920.....	13.30	13.00	12.60	12.00	10.00	11.10	10.60	11.40	11.90	10.40	10.10	8.30
1921.....	8.10	8.60	7.90	8.20	6.70	6.20	6.30	6.40	7.50	7.20	6.00	6.20
1922.....	6.40	7.20	7.20	6.60	6.90	7.50	7.00	7.30	7.50	7.90	7.20	7.30
1923.....	7.30	7.30	7.10	7.00	7.10	7.10	7.60	7.70	8.30	8.20	7.00	6.90
1924.....	7.60	7.60	7.60	7.60	7.30	7.20	7.30	8.00	8.00	7.80	7.00	6.70
1925.....	7.50	8.00	9.20	8.00	8.10	7.80	8.40	8.40	8.90	9.60	9.20	8.80

MILK COWS

[Dollars per head]

1910.....	38.80	37.30	38.00	40.00	40.00	39.00	37.50	36.00	37.10	38.00	37.80	38.00
1911.....	30.00	38.00	39.00	39.20	39.70	37.60	38.50	39.00	37.60	38.80	39.00	39.90
1912.....	39.60	39.90	41.20	42.20	42.40	42.40	42.80	43.60	45.50	46.10	47.40	48.80
1913.....	50.00	50.00	55.40	56.30	56.10	56.70	57.80	57.20	59.50	59.00	60.70	62.30
1914.....	62.40	61.90	62.30	61.20	60.00	62.10	63.10	63.40	62.10	63.70	60.40	58.30
1915.....	58.90	58.60	58.10	57.90	50.70	57.40	60.00	57.00	57.50	58.00	57.40	54.90
1916.....	57.00	59.10	58.70	59.80	60.60	59.70	62.20	62.50	62.40	61.50	64.00	62.30
1917.....	64.00	65.40	68.00	74.50	72.90	70.80	71.00	70.20	72.80	75.00	73.10	77.40
1918.....	76.00	78.40	81.10	80.40	83.40	82.80	84.80	84.10	86.00	85.00	85.10	84.90
1919.....	84.60	83.30	85.30	88.50	90.80	91.70	92.90	90.00	86.70	87.60	89.00	92.00
1920.....	88.00	89.80	90.20	91.90	93.00	92.00	95.40	88.80	85.70	83.00	89.00	89.00
1921.....	61.00	60.00	62.00	60.00	59.00	62.00	50.00	50.00	46.00	47.00	47.00	47.50
1922.....	49.00	49.00	50.00	51.00	49.00	50.00	50.00	47.00	47.00	47.00	47.00	47.00
1923.....	60.70	48.50	58.50	64.00	51.20	62.90	50.70	50.00	51.40	51.40	53.00	51.20
1924.....	51.00	55.00	54.50	65.00	56.00	57.00	55.00	57.00	55.00	53.80	55.00	54.00
1925.....	55.00	56.00	58.00	60.70	62.70	61.70	59.50	62.00	57.90	61.10	62.60	63.00

100 STATISTICAL BULLETIN 15, U. S. DEPT. OF AGRICULTURE

TABLE 36.—Minnesota: Monthly farm price—Continued

MILK, WHOLESALE

[Cents per gallon]

Year	Jan.	Feb.	Mar.	Apr.	May	June	July	Aug.	Sept.	Oct.	Nov.	Dec.
1910.....	20	19	20	18	19	20	20	20	21	20	21	22
1911.....	23	21	21	19	19	18	17	18	18	18	19	19
1912.....	20	21	21	21	20	21	20	22	20	21	20	20
1913.....	19	20	20	18	18	19	18	21	23	19	20	19
1914.....												18
1915.....	19	19	18	17	18	17	16	17	17	18	17	18
1916.....	20	20	18	17	18	18	17	19	20	20	20	21
1917.....	21	22	22	20	23	21	21	20	22	24	25	25
1918.....	27	25	26	26	27	27	26	26	27	31	31	31
1919.....	32	31	32	31	30	33	31	31	33	33	37	37
1920.....	37	36	37	35	36	33	33	36	34	37	37	37
1921.....	37	36	35	34	31	29	30	30	31	31	33	31
1922.....	31	31	30	30	30	28	28	30	29	29	30	29
1923.....	26	30	30	30	28	26	27	31				

[Dollars per 100 pounds]

1923.....									2.73	2.63	2.70	3.00
1924.....	2.41	2.60	2.58	2.64	2.50	2.60		2.50	2.30	2.20	2.40	2.35
1925.....	2.40	2.32	2.50	1.93	2.05	2.31	2.20	2.32	2.29	2.44	2.54	2.60

BUTTER

[Cents per pound]

1909.....		26	25	25	24	24	24	24	26	26	28	30
1910.....	30	28	28	27	26	26	26	26	28	28	28	29
1911.....	26	23	22	22	20	20	21	21	24	26	28	30
1912.....	32	30	28	27	27	28	24	21	20	27	29	30
1913.....	30	30	30	30	28	28	25	21	27	28	30	31
1914.....	30	28	26	24	24	24	24	24	27	28	30	31
1915.....	31	30	27	26	26	26	26	26	26	26	28	30
1916.....	30	30	29	30	30	28	28	28	30	32	35	36
1917.....	37	38	38	38	39	36	36	38	40	42	44	44
1918.....	45	46	44	40	40	40	40	42	47	53	56	60
1919.....	56	48	48	51	58	52	52	52	53	58	64	68
1920.....	64	60	58	60	60	50	55	55	55	56	56	62
1921.....	47	44	40	40	32	26	30	35	36	38	40	40
1922.....	36	33	34	34	31	32	32	32	34	38	42	45
1923.....	44	44	43	42	40	37	36	38	41	44	46	50
1924.....	49	48	47	40	39	38	39	38	38	38	39	44
1925.....	42	36	42	41	41	40	41	42	42	48	49	49

BUTTERFAT

[Cents per pound]

1920.....									57	60	67	56
1921.....	47	43	43	42	29	28	33	39	30	40	42	41
1922.....	38	37	36	34	34	34	35	34	35	38	44	50
1923.....	50	46	47	47	41	33	37	40	43	46	50	53
1924.....	54	53	49	41	38	37	39	39	38	37	38	43
1925.....	41	37	42	42	41	42	42	43	44	49	49	52

HOGS

[Dollars per 100 pounds]

1910.....	7.80	8.00	9.50	9.40	8.50	8.60	8.10	7.50	7.80	7.86	7.20	6.90
1911.....	7.30	6.80	6.30	6.00	5.40	5.30	5.70	6.40	6.40	5.80	5.60	5.40
1912.....	5.90	5.80	5.90	6.80	6.70	6.70	6.70	7.10	7.50	7.70	7.20	7.00
1913.....	6.80	7.20	7.80	8.10	7.50	7.00	7.90	7.70	7.40	7.40	7.00	7.00
1914.....	7.20	7.70	7.70	7.80	7.70	7.30	7.50	8.00	7.80	7.20	6.70	6.40
1915.....	6.40	5.10	5.10	6.30	6.60	6.70	6.60	6.20	6.40	7.00	6.10	5.60
1916.....	6.10	7.10	8.50	8.40	8.60	8.50	8.50	8.80	9.50	8.60	8.70	8.80
1917.....	9.30	10.80	13.00	14.60	14.70	14.50	14.00	15.00	16.70	16.60	15.30	16.10
1918.....	15.50	15.30	16.00	16.20	16.20	15.70	15.00	17.50	18.30	17.10	16.30	16.10
1919.....	16.20	16.00	17.00	18.70	19.10	18.70	20.10	19.70	15.50	13.60	13.10	12.00
1920.....	13.30	13.40	13.60	13.00	13.60	13.10	13.30	13.40	13.00	13.00	11.60	9.00
1921.....	9.40	8.30	9.00	7.70	7.00	6.90	7.70	8.50	6.50	6.00	6.90	6.00
1922.....	6.50	8.60	9.36	9.10	9.40	9.30	8.90	8.10	7.70	8.00	7.40	7.40
1923.....	7.00	7.40	7.30	7.30	6.90	6.90	6.10	6.50	7.50	6.60	6.10	5.70
1924.....	6.20	6.10	6.30	6.30	6.40	6.20	6.30	6.60	8.30	9.10	8.40	8.00
1925.....	9.00	9.30	12.20	11.90	10.80	10.90	12.00	12.20	11.40	11.00	10.40	10.40

TABLE 36.—Minnesota: Monthly farm price—Continued

SHEEP

[Dollars per 100 pounds]

Year	Jan.	Feb.	Mar.	Apr.	May	June	July	Aug.	Sept.	Oct.	Nov.	Dec.
1910	4.70	4.70	5.30	5.70	5.20	5.10	4.30	3.90	4.00	3.90	3.90	3.90
1911	3.80	3.70	3.60	4.00	3.60	3.60	3.80	3.40	3.60	3.60	3.50	3.30
1912	3.60	3.80	3.90	4.40	4.60	4.30	4.10	4.00	3.90	3.90	3.90	4.00
1913	4.40	4.40	4.90	5.00	4.70	4.90	4.80	4.30	4.10	4.10	4.20	4.10
1914	4.30	4.70	4.30	4.70	4.60	4.70	4.60	4.90	4.50	4.30	4.30	4.40
1915	4.43	4.60	4.90	5.30	5.30	5.00	4.90	4.80	4.70	4.90	4.80	4.80
1916	5.20	6.40	6.10	6.20	6.40	6.20	6.10	6.00	6.00	5.70	6.00	6.60
1917	7.30	7.80	8.50	9.20	9.30	8.90	8.30	8.00	9.00	9.80	9.20	9.60
1918	9.50	10.00	10.20	11.80	11.60	11.40	10.00	10.70	11.40	9.70	9.10	8.50
1919	9.60	9.10	10.80	11.10	10.30	9.70	9.20	8.50	8.30	7.70	7.70	7.90
1920	8.40	9.10	9.40	10.10	9.90	8.50	7.00	7.00	6.00	6.40	5.50	4.50
1921	4.30	4.30	4.70	4.40	4.00	4.00	4.20	4.00	3.40	3.00	3.00	3.90
1922	4.00	5.20	5.80	6.00	5.60	5.10	5.20	4.80	4.30	4.90	4.90	5.00
1923	5.00	6.20	6.10	6.40	6.50	6.10	5.30	5.80	5.80	5.40	5.10	5.70
1924	5.80	8.40	6.50	6.80	7.00	6.50	6.20	5.30	5.80	5.80	5.90	6.70
1925	7.20	7.00	8.20	8.10	7.10	6.50	7.30	6.90	7.20	7.00	6.90	7.60

LAMBS

[Dollars per 100 pounds]

1910	6.20	6.20	7.20	7.30	6.50	6.60	5.70	5.00	5.20	5.30	5.10	5.20
1911	5.10	5.00	4.60	5.00	4.70	5.00	5.40	5.10	4.60	4.70	4.60	4.40
1912	5.00	5.20	5.20	5.50	6.20	5.90	5.70	5.70	5.10	5.20	5.30	5.70
1913	6.00	6.00	6.30	6.30	5.90	6.10	6.20	5.80	6.00	5.80	5.80	5.80
1914	5.90	5.70	5.70	6.00	6.10	6.40	6.50	6.50	6.10	6.00	5.90	6.10
1915	6.00	6.20	6.50	6.00	6.60	7.20	6.90	6.50	6.40	6.50	6.60	6.40
1916	7.00	7.30	8.00	8.10	8.00	8.40	8.20	8.10	8.20	7.90	8.10	8.80
1917	9.00	10.60	10.00	12.10	11.80	11.90	12.40	11.80	13.50	13.80	13.20	13.40
1918	13.10	12.90	13.60	14.50	14.60	14.50	14.50	14.00	14.40	13.00	12.80	12.70
1919	12.70	12.80	14.30	14.50	13.70	13.40	13.40	12.70	11.70	11.40	11.70	11.10
1920	13.30	14.10	13.90	14.30	14.10	12.40	11.40	11.10	10.30	10.00	8.50	8.10
1921	7.50	7.50	7.50	7.00	7.60	7.00	7.50	6.70	6.20	5.90	6.00	7.00
1922	7.70	9.50	10.40	11.00	10.50	10.10	9.60	9.40	9.50	10.10	10.50	11.20
1923	11.00	10.70	11.00	12.00	11.10	11.20	11.30	10.00	10.20	9.80	10.00	9.80
1924	10.40	10.90	10.90	11.10	11.20	10.50	10.20	10.70	10.40	10.20	10.30	11.50
1925	13.50	13.30	13.40	12.40	11.90	11.80	12.30	12.20	11.80	12.20	12.30	13.40

WOOL (UNWASHED)

[Cents per pound]

1910	26	24	30	22	22	19	19	19	19	18	19	18
1911	18	19	18	17	16	15	16	16	15	15	15	15
1912	15	16	18	17	16	18	19	19	19	18	20	19
1913	20	19	19	18	17	16	16	18	16	16	16	16
1914	16	16	15	18	17	18	18	19	18	18	17	17
1915	18	18	19	19	21	22	24	24	23	24	23	24
1916	24	23	25	27	27	28	30	30	29	26	29	31
1917	30	30	32	37	38	46	53	52	55	50	53	53
1918	54	60	57	55	55	57	56	58	58	57	50	56
1919	54	48	48	48	46	48	50	51	51	48	50	49
1920	40	46	46	47	45	36	28	28	20	22	22	20
1921	19	18	19	16	15	14	14	14	14	15	12	13
1922	14	17	20	20	21	20	28	28	26	28	28	28
1923	20	32	32	32	33	35	34	32	32	34	33	32
1924	32	34	32	34	32	30	31	32	34	36	33	37
1925	38	36	38	35	33	32	36	36	30	37	36	37

TABLE 36.—Minnesota: Monthly farm price—Continued

## HORSES

[Dollars per head]

Year	Jan.	Feb.	Mar.	Apr.	May	June	July	Aug.	Sept.	Oct.	Nov.	Dec.
1910.....	153	161	167	176	170	170	172	165	156	156	153	152
1911.....	150	157	161	159	159	158	158	154	154	152	156	150
1912.....	153	158	166	161	163	161	166	167	163	163	158	159
1913.....	162	170	168	177	171	171	169	164	168	162	162	163
1914.....	158	162	169	160	155	156	158	155	153	149	144	146
1915.....	148	148	145	144	145	144	148	147	147	148	140	146
1916.....	142	138	145	147	145	146	146	146	142	140	136	134
1917.....	137	136	142	142	141	143	143	144	141	140	136	137
1918.....	140	140	145	146	144	144	146	138	137	135	133	130
1919.....	132	128	133	130	141	147	150	139	132	119	119	120
1920.....	125	132	131	141	146	142	142	140	138	125	105	104
1921.....	107	111	114	115	112	108	110	112	90	97	93	90
1922.....	90	97	99	98	100	102	105	98	93	90	85	83
1923.....	88	93	95	98	102	98	94	95	92	90	87	80
1924.....	78	80	85	80	88	80	92	93	95	90	89	90
1925.....	91	95	100	105	107	105	103	98	93	96	93	89

## CHICKENS

[Cents per pound]

1909.....		8.5	9.0	10.0	10.0	10.0	10.0	10.0	10.0	9.0	8.9	9.0
1910.....	9.3	9.4	9.8	10.0	10.0	10.1	10.2	10.4	10.0	9.4	9.0	9.0
1911.....	9.1	9.0	9.1	9.5	9.4	9.0	9.4	9.8	9.4	8.8	8.2	8.2
1912.....	8.5	8.8	9.3	9.0	9.6	9.6	9.4	9.0	9.8	9.6	9.3	8.8
1913.....	8.8	9.4	10.0	10.2	10.2	10.2	11.1	11.4	11.4	10.3	9.8	9.6
1914.....	10.2	10.0	10.5	11.2	11.4	10.9	10.7	11.2	10.6	10.6	9.1	8.9
1915.....	9.1	9.5	9.9	10.4	10.8	9.9	10.1	10.0	10.4	9.8	9.2	8.8
1916.....	9.7	10.2	10.8	12.3	11.8	11.7	12.0	11.6	12.3	12.5	12.4	12.0
1917.....	12.7	13.0	14.0	15.2	15.7	15.0	15.0	15.0	16.7	15.4	13.0	14.3
1918.....	15.5	17.0	17.5	18.5	18.5	18.4	19.5	20.0	20.8	10.8	17.3	17.2
1919.....	18.4	18.3	19.5	21.0	23.0	21.0	21.0	22.0	21.0	18.0	10.0	18.0
1920.....	19.2	21.6	23.5	24.0	24.8	22.0	21.5	23.2	24.0	20.0	21.0	20.0
1921.....	20.0	20.0	20.0	21.0	19.0	15.0	17.0	19.0	17.0	15.0	14.0	15.0
1922.....	16.0	17.0	17.0	18.0	18.0	17.0	17.0	18.0	16.0	10.0	13.0	13.0
1923.....	14.0	14.0	15.0	15.9	15.7	16.0	15.0	16.0	16.0	15.0	13.0	12.7
1924.....	13.5	14.7	15.8	15.9	17.4	15.7	17.0	17.8	18.3	16.4	15.6	15.1
1925.....	15.8	17.0	17.4	18.0	18.3	18.0	17.7	18.0	17.2	16.3	15.0	16.2

## TURKEYS

[Cents per pound]

Year	Jan.	Oct.	Nov.	Dec.	Year	Jan.	Oct.	Nov.	Dec.
1912.....		12.2	12.9	13.6	1919.....	25.4	22.0	23.0	29.0
1913.....	13.3	13.5	14.0	13.8	1920.....	28.8	30.0	32.0	33.0
1914.....	14.6	13.4	12.0	13.4	1921.....	33.0	25.0	25.0	31.0
1915.....	13.1	12.7	13.3	14.0	1922.....	27.0	21.0	25.0	31.0
1916.....	14.3	16.0	17.1	18.0	1923.....	27.0	24.0	26.0	23.0
1917.....	18.2	18.1	17.2	19.7	1924.....	21.0	27.0	24.0	22.7
1918.....	20.5	22.8	22.1	24.3	1925.....	23.5	21.9	20.4	30.1



TABLE 36.—Minnesota: Monthly farm price—Continued

EGGS

[Cents per dozen]

Year	Jan.	Feb.	Mar.	Apr.	May	June	July	Aug	Sept.	Oct.	Nov.	Dec.
1909		23	18	17	18	18	18	20	20	22	25	28
1910	26	25	20	18	18	17	16	18	18	22	25	28
1911	26	20	15	14	14	13	13	15	17	20	24	28
1912	30	28	22	16	16	16	16	17	20	22	26	28
1913	24	21	18	16	16	16	16	17	20	23	26	30
1914	28	26	21	16	14	14	16	17	19	21	23	26
1915	31	26	18	18	16	15	16	17	17	18	22	27
1916	29	28	18	18	16	16	16	19	21	23	29	33
1917	35	35	27	29	30	30	29	30	34	35	37	41
1918	41	44	34	34	36	39	31	32	34	36	41	46
1919	52	52	32	32	36	39	34	35	37	39	45	57
1920	57	45	40	36	37	34	34	34	41	45	56	65
1921	51	29	26	21	17	18	24	26	27	39	45	45
1922	27	38	30	21	20	20	16	18	24	31	35	45
1923	36	31	25	21	21	19	18	21	26	30	38	40
1924	30	30	18	17	19	20	21	24	30	39	41	46
1925	44	33	20	24	24	26	27	20	20	34	42	42

TABLE 37.—Minnesota: December 1 farm price of crops, 1867-1925<sup>1</sup>

Year	Wheat	Corn	Oats	Barley	Rye	Buck- wheat	Flax- seed	Pota- tous	Tame hay	Wild hay	Sor- ghum sirup
	Cts. per bu.	Cts. per bu.	Cts. per bu.	Cts. per bu.	Cts. per bu.	Cts. per bu.	Cts. per bu.	Cts. per bu.	Dolls. per ton	Dolls. per ton	Cts. per gal.
1867	106	77	52	77	80	80		68	5.21		
1868	102	48	35	85	61	67		45	5.21		
1869	47	50	33	51	44	64		57	5.81		
1870	75	46	31	48	50	54		85	6.08		
1871	90	40	31	41	57	76		35	5.64		
1872	74	32	23	37	43	80		23	5.02		
1873	74	38	30	71	47	78		58	5.16		
1874	63	46	40	75	53	69		44	4.60		
1875	76	37	28	66	51	60		25	4.58		
1876	82	37	34	58	59	60		33	4.58		
1877	80	37	30	44	52	68		43	5.11		
1878	51	20	23	41	41	54		28	4.72		
1879	94	27	23	43	40	62		25	4.74		
1880	87	30	20	58	58	67		34	6.00		
1881	106	53	43	71	74	83		65	7.15		
1882	82	46	30	47	53	63		37	5.75		
1883	60	43	28	47	50	73		27	4.66		
1884	50	33	20	35	30	55		27	4.43		
1885	70	32	25	11	48	70		40	4.65		
1886	61	34	25	42	44	60		37	4.70		
1887	69	37	26	46	46	55		50	6.04		
1888	92	32	26	57	52	65		30	4.25		
1889	67	27	20	35	32	47		22	4.50		
1890	81	42	37	55	53	62		60	5.00		
1891	78	39	27	43	68	60		24	5.75		
1892	61	37	28	42	44	45		48	4.60		
1893	51	34	26	36	41	53		46	4.67		
1894	40	43	30	41	43	69		51	5.30		
1895	44	20	14	24	28	51		14	5.12		
1896	68	19	15	29	30	41		21	3.78		
1897	77	24	19	24	37	45		31	4.50		
1898	54	24	21	33	38	49		25	3.70		
1899	55	24	22	31	42	52		25	3.35		
1900	63	20	24	36	42	57		30	6.05		
1901	60	45	34	45	40	62		67	5.58		
1902	61	40	27	37	43	57		31	5.36		
1903	69	38	30	37	45	63		61	6.61		
1904	87	36	26	32	61	80		29	5.51		
1905	71	33	21	32	53	67		80	5.80		
1906	65	34	27	35	50	54		103	5.86		
1907	92	50	41	67	60	73		68	41	7.50	
1908	94	55	43	67	63	73		120	56	5.40	
1909	80	49	35	67	60	71		150	35	6.00	
1910	64	45	32	40	44	72		61	9.10		57

<sup>1</sup> These prices are issued by States in December each year and published in supplements to Crops and Markets. Prices for recent years appear in current issues of the Yearbook. The full series for any single State is not available in this form elsewhere.

TABLE 37.—Minnesota: December 1 farm price of crops, 1867-1925—Continued

Year	Wheat	Corn	Oats	Barley	Rye	Buck- wheat	Flax- seed	Pota- toes	Tame hay	Wild hay	Sor- ghum syrup
	Cts. per bu.	Cts. per bu.	Cts. per bu.	Cts. per bu.	Cts. per bu.	Cts. per bu.	Cts. per bu.	Cts. per bu.	Dolls. per ton	Dolls. per ton	Cts. per gal.
1911	92	53	40	96	78	76	182	56	11.00	-----	61
1912	73	37	26	41	50	05	120	28	6.40	-----	61
1913	70	53	32	48	48	64	123	52	6.00	-----	63
1914	102	52	40	53	89	70	128	32	9.70	6.60	62
1915	90	62	32	40	81	75	176	39	6.80	6.30	-----
1916	162	80	47	87	127	112	240	130	7.00	6.60	-----
1917	202	110	63	111	167	135	295	91	12.10	11.00	107
1918	204	111	63	80	150	170	341	75	14.10	13.30	145
1919	250	120	64	116	130	130	445	153	14.50	13.60	145
1920	130	51	36	62	122	108	183	80	11.20	12.35	150
1921	97	31	23	34	62	70	151	90	8.60	6.50	100
1922	101	56	32	47	63	80	218	36	10.70	7.70	105
1923	55	61	34	44	53	90	213	39	11.30	0.00	103
1924	130	85	43	60	106	102	233	27	11.50	8.00	108
1925	137	66	31	52	71	75	230	154	11.00	7.70	115

TABLE 38.—Minnesota: January 1 farm values of livestock per head, 1867-1926<sup>1</sup>

Year	Horses	Mules	Milk cows	Other cattle	Sheep	Hogs	Year	Horses	Mules	Milk cows	Other cattle	Sheep	Hogs
	Dolls.	Dolls.	Dolls.	Dolls.	Dolls.	Dolls.		Dolls.	Dolls.	Dolls.	Dolls.	Dolls.	Dolls.
1867	70.09	81.61	20.75	21.23	2.69	6.20	1897	35.95	41.59	23.51	15.98	2.19	4.91
1868	65.70	72.13	23.70	19.34	1.93	4.38	1898	38.35	44.97	27.50	20.97	2.89	5.30
1869	67.24	85.33	28.41	18.94	1.71	5.44	1899	44.75	49.03	29.45	21.07	2.96	5.63
1870	74.87	87.00	26.77	22.32	2.00	6.07	1900	54.95	53.39	31.05	24.27	3.18	6.86
1871	71.48	44.08	28.73	20.55	2.01	5.97	1901	63.08	66.58	29.02	14.54	3.14	7.28
1872	70.16	81.02	27.22	20.35	2.41	4.76	1902	71.07	70.10	28.04	13.65	3.06	9.17
1873	70.25	79.08	26.81	19.11	2.75	4.48	1903	71.37	71.22	28.45	13.35	2.93	9.35
1874	65.08	73.64	23.88	20.01	2.55	4.35	1904	74.55	72.21	25.45	11.41	2.61	7.16
1875	65.17	74.40	22.50	17.18	2.13	4.55	1905	75.97	75.59	24.65	11.18	3.12	7.05
1876	65.03	84.10	22.12	17.60	2.31	6.14	1906	85.07	78.93	28.30	11.48	3.62	7.40
1877	61.82	77.49	19.51	16.75	2.10	6.30	1907	97.00	94.00	29.00	13.00	4.00	9.00
1878	66.63	80.81	21.24	18.10	2.14	5.15	1908	98.00	103.00	28.00	12.00	3.70	7.10
1879	62.95	78.94	19.08	17.26	2.11	3.70	1909	100.00	104.00	30.25	12.50	3.50	7.75
1880	64.58	88.21	20.16	17.46	2.13	5.28	1910	111.00	114.00	33.00	14.30	4.00	11.50
1881	60.91	95.12	22.86	20.78	2.50	5.70	1911	120.00	119.00	36.00	15.00	3.06	11.10
1882	66.20	80.15	26.40	21.67	2.45	6.75	1912	116.00	119.00	36.60	15.30	3.60	10.40
1883	77.29	97.07	30.88	24.86	2.79	7.45	1913	123.00	128.00	45.00	20.00	4.40	12.70
1884	82.00	99.83	31.50	25.56	2.60	5.22	1914	125.00	134.00	55.00	24.30	4.40	14.00
1885	80.96	98.52	29.83	24.53	2.50	5.24	1915	116.00	124.00	53.50	24.70	4.60	12.50
1886	80.00	98.14	27.87	22.51	2.21	4.67	1916	109.00	116.00	51.00	22.40	4.80	9.50
1887	82.90	96.23	25.50	22.17	2.36	4.00	1917	100.00	110.00	58.00	26.50	7.60	14.56
1888	82.86	94.30	23.75	20.36	2.38	5.92	1918	105.00	111.00	70.00	31.40	11.80	23.53
1889	83.12	93.12	22.30	18.10	2.25	6.95	1919	98.00	110.00	78.00	33.50	12.20	28.50
1890	76.92	88.51	20.70	16.51	2.44	5.40	1920	94.00	96.00	82.00	34.30	11.00	24.00
1891	75.06	88.03	20.50	17.55	2.67	5.50	1921	86.00	94.00	58.00	22.10	6.00	15.30
1892	70.50	84.65	19.25	18.70	2.80	5.70	1922	77.00	80.00	48.00	17.10	4.70	11.20
1893	76.32	84.98	19.50	19.34	2.90	7.62	1923	79.00	80.00	47.00	16.10	7.20	13.20
1894	58.43	70.81	19.42	13.74	2.10	7.38	1924	72.00	77.00	52.00	19.30	7.90	10.30
1895	45.08	55.74	20.15	13.74	1.79	6.77	1925	77.00	80.00	51.00	21.00	11.60	14.00
1896	38.44	40.00	21.44	15.03	1.94	5.11	1926	81.00	79.00	59.00	23.20	11.20	17.50

<sup>1</sup> These prices are issued by States in January or February each year and published in supplements to Crops and Markets. Values for recent years appear in current issues of the Yearbook. The early years of the series are available only in the issues in which published at the time, only a few years in any one place.

PRICES OF FARM PRODUCTS RECEIVED BY PRODUCERS 105

TABLE 39.—Minnesota: January 1 farm values of livestock per head by ages and groups, 1894-1926<sup>1</sup>

Year	Horses			Mules			Cattle			Sheep			
	Under 1 year old	1 and under 2 years	2 years and over	Under 1 year old	1 and under 2 years	2 years and over	Under 1 year old	1 and under 2 years	2 years and over	Under 1 year old	Ewes 1 year and over	Wethers 1 year and over	Rams
	Dolls.	Dolls.	Dolls.	Dolls.	Dolls.	Dolls.	Dolls.	Dolls.	Dolls.	Dolls.	Dolls.	Dolls.	Dolls.
1894	22.21	26.60	69.08	25.22	41.04	76.05	5.11	8.86	19.43	1.64			
1895	17.20	20.34	53.28	17.77	26.61	61.21	5.17	9.19	10.28	1.39		2.45	
1896	14.82	23.23	45.26	16.68	24.07	61.28	5.67	9.84	21.17	1.47		1.98	
1897	13.05	20.04	42.50	15.36	21.30	45.37	6.30	10.77	22.25	1.73		2.10	
1898	15.65	23.10	49.37	17.05	25.00	48.87	9.30	15.55	28.28	2.25		2.41	
1899	17.65	26.95	52.64	18.25	26.75	53.95	9.70	16.10	29.85	2.35		8.15	
1900	22.40	33.75	64.39	22.10	32.80	64.60	11.05	17.05	32.09	2.50		3.25	
1901	23.35	30.17	68.50	24.03	37.85	74.86	9.53	15.54	28.42	2.46		3.50	
1902	20.04	40.52	77.24	20.37	36.70	73.71	8.83	14.45	27.35	2.44		3.46	
1903	28.19	44.67	77.03	27.52	44.53	79.37	9.00	15.15	23.52	2.35	3.27	3.50	
1904	27.56	45.43	80.76	28.56	44.28	80.51	7.31	12.95	21.28	2.19	2.94	3.42	
1905	29.43	45.23	82.20	30.50	48.65	83.94	7.30	12.72	20.37	2.58	3.40	3.75	
1906	33.00	52.00	92.00	35.00	55.00	83.00	7.50	13.00	21.00	3.00	4.00	4.25	
1907	30.00	52.00	105.00	38.00	58.00	105.00	9.00	15.00	24.00	3.30	4.40	4.90	
1908	39.00	62.00	106.00	41.00	65.00	115.00	8.00	14.00	22.00	3.05	4.25	4.50	
1909	40.00	65.00	108.00	42.00	66.00	115.00	8.25	14.25	23.00	2.90	3.90	4.35	
1910	42.00	73.00	120.00	52.00	80.00	125.00	9.50	15.50	25.50	3.30	4.50	4.70	
1911	45.00	77.00	130.00	50.00	80.00	131.00	10.00	17.00	26.70	3.10	4.30	4.50	
1912	48.00	79.00	125.00	53.00	85.00	130.00	10.10	17.80	27.00	3.00	3.60	3.90	5.80
1913	51.00	85.00	134.00	53.00	88.00	142.00	13.10	23.00	36.00	3.90	4.40	4.70	6.50
1914	53.00	85.00	137.00	57.00	92.00	150.00	16.00	28.00	43.00	3.80	4.60	4.70	6.50
1915	49.00	79.00	127.00	54.00	83.00	138.00	16.50	28.00	44.00	4.00	4.70	4.90	6.00
1916	45.00	73.00	119.00	50.00	77.00	120.00	14.50	20.00	40.00	4.10	5.00	5.10	7.00
1917	44.00	74.00	120.00	49.00	74.00	122.00	17.00	31.00	47.50	6.50	7.90	7.80	10.50
1918	44.00	71.00	115.00	47.00	75.00	124.00	21.00	35.00	57.00	10.00	12.50	12.00	16.00
1919	42.00	66.00	107.00	48.00	74.00	122.00	22.00	38.00	61.00	11.00	14.00	13.00	18.00
1920	38.00	60.00	100.00	42.00	66.00	110.00	21.50	37.00	59.00	9.20	11.50	11.00	17.00
1921	33.00	53.00	91.00	39.00	65.00	103.00	13.00	23.50	39.00	5.00	6.00	6.30	10.00
1922	20.00	46.00	81.00	33.00	51.00	88.00	10.50	18.00	30.00	4.00	4.70	4.80	7.00
1923	30.00	46.00	82.00	34.00	52.00	92.00	12.10	20.50	33.50	7.00	7.10	7.10	8.50
1924	28.00	44.00	75.00	33.00	51.00	87.00	12.20	21.30	35.00	7.60	8.00	7.80	10.00
1925	30.00	47.00	79.00	32.00	51.00	90.00	13.00	23.00	36.00	7.00	10.60	10.00	14.00
1926	33.00	51.00	83.00	34.00	53.00	80.00	15.50	25.50	40.00	10.60	11.40	10.20	14.00

<sup>1</sup> These prices are issued by States in January or February each year and published in supplements to Crops and Markets. They appear for recent years in current issues of the Yearbook. The early years of the series are available elsewhere only in the issues in which they were published at the time.

TABLE 40.—Minnesota: Value of farm products per unit by crop-reporting districts, 1924<sup>1</sup>

Item	Unit	District									State price, if any reported	
		1	2	3	4	5	6	7	8	9		
Values for 1921:												
Corn, 56 pounds, shelled.	Bushel	Dolls. 0.85	Dolls. 0.85	Dolls. 0.85	Dolls. 0.84	Dolls. 0.90	Dolls. 0.86	Dolls. 0.83	Dolls. 0.82	Dolls. 0.85	Dolls.	
Corn cut for silage.	Ton	4.40	5.00	4.50	4.00	4.10	4.40	4.50	3.80	4.23		
Winter wheat	Bushel	1.30	1.31	1.25	1.35	1.31	1.33	1.35	1.29	1.31		
Spring wheat	do	1.35	1.33	1.28	1.40	1.39	1.37	1.40	1.34	1.38		
Oats	do	.40	.63	.54	.40	.42	.45	.40	.40	.43		
Barley	do	.60	.74	.78	.70	.68	.73	.71	.67	.70		
Rye	do	1.02	1.00	1.15	1.08	1.07	1.05	1.06	1.03	1.12		
Flaxseed	do	2.41	2.20	2.00	2.40	2.34	2.44	2.34	2.30	2.44		
Buckwheat	do	.96	.92	1.00	1.03	1.11	.93	1.41	.90	1.12		
Sorghums for grain.	do										1.00	
Soybeans, shelled	do	3.71	3.60	3.50	3.40	3.40	3.21	3.07	3.10	3.05		
Cowpeas, shelled	do										3.00	
Tobacco	Pound										.002	
Potatoes	Bushel	.27	.40	.55	.30	.30	.30	.39	.39	.32		

<sup>1</sup> These values were especially collected for 1924 and Jan. 1, 1925.

TABLE 40.—Minnesota: Value of farm products per unit by crop-reporting districts 1924—Continued

Item	Unit	District									State price, if any reported
		1	2	3	4	5	6	7	8	9	
Values for 1924—Con.											
Sweet potatoes or yams	Bushel										Dolls. 2.00
Apples	do										1.30
Peaches	do										2.00
Sugar beets for sugar	Ton										7.00
Hay, all kinds	do	7.40	12.00	15.00	7.90	9.90	10.40	9.00	9.60	11.00	
Firewood, cut on farm, 4 by 4 by 8 feet	Cord	4.40	4.20	5.50	6.50	6.30	5.00	6.00	6.40	6.30	
Milk, whole	Gallon	.17	.17	.18	.16	.15	.17	.19	.14	.15	
Butterfat	Pound	.375	.368	.39	.382	.421	.406	.383	.432	.41	
Cream	Gallon										1.30
Wool	Pound	.35	.37	.34	.33	.34	.35	.36	.35	.36	
Mohair	do										.40
Eggs sold	Dozen	.26	.30	.34	.29	.27	.29	.29	.28	.29	
Chickens raised	Head	.59	.59	.82	.65	.69	.66	.74	.69	.72	
Values for Jan. 1, 1923:											
Chickens	do	.68	.77	.96	.77	.81	.83	.86	.82	.86	
Turkeys	do	2.05	2.60	3.29	2.90	3.53	2.50	3.14	2.88	2.84	
Horses and colts, under 2 years	do	38.00	49.00	52.00	39.00	43.00	45.00	39.00	43.00	40.00	
Horses, 2 years and over	do	72.00	79.00	105.00	75.00	76.00	85.00	80.00	76.00	74.00	
Mules and mule colts, under 2 years	do	41.50	48.50	47.50	40.80	41.40	42.70	43.30	47.30	45.20	
Mules, 2 years and over	do	81.00	89.00	105.00	78.00	80.00	79.00	92.00	85.00	80.00	
Beef calves, under 1 year	do	12.80	12.70	12.70	14.30	14.70	14.10	15.80	14.50	16.00	
Beef heifers, 1 year and under 2	do	20.00	20.00	20.50	22.90	23.00	20.20	23.80	25.00	26.00	
Beef cows and heifers, 2 years and over	do	34.10	33.60	33.00	40.60	39.70	35.60	41.10	45.10	42.00	
Steers, 1 year and over	do	27.00	28.40	31.00	31.20	30.30	30.00	33.00	31.10	31.20	
Beef bulls, 1 year and over	do	33.50	34.00	30.00	39.00	38.40	35.00	51.50	48.60	45.30	
Dairy bulls, 1 year and over	do	42.00	54.00	57.00	45.00	55.00	50.00	57.00	55.00	58.00	
Dairy calves, under 1 year	do	11.60	12.20	13.60	13.70	16.80	13.80	15.50	15.40	16.60	
Dairy heifers, 1 year and under 2	do	20.50	22.80	26.30	24.60	20.00	23.80	28.70	27.80	30.20	
Dairy cows and heifers, 2 years and over	do	40.50	43.40	49.50	50.00	61.20	50.50	55.50	53.40	55.60	
Lambs, under 1 year	do	9.50	9.00	7.90	10.40	10.90	9.40	10.30	10.40	10.80	
Ewes, 1 year and over	do	9.40	9.40	9.00	9.50	10.30	9.10	11.20	10.50	10.80	
Rams and wethers, 1 year and over	do	10.00	11.00	11.20	9.80	10.00	9.00	12.60	11.00	11.70	
Goats and kids, all ages	do	5.40	5.10	5.00	6.40	6.50	6.50	6.60	6.30	7.50	
All pigs, 6 months and under	do	7.10	6.60	7.00	7.40	7.00	6.90	7.00	7.00	6.60	
Sows and gilts, 6 months and over	do	17.20	19.00	19.10	18.40	18.40	17.60	20.10	20.40	18.80	
All other hogs, 6 months and over	do	16.50	17.20	19.20	16.50	16.60	15.50	18.00	17.80	16.00	

TABLE 41.—Minnesota: Wages of hired farm labor, 1866-1926<sup>1</sup>

Year and month	Rates per month		Rates per day		Year and month	Rates per month		Rates per day	
	With board	Without board	With board	Without board		With board	Without board	With board	Without board
	Dolls.	Dolls.	Dolls.	Dolls.		Dolls.	Dolls.	Dolls.	Dolls.
1866.....	14.85	22.23	0.95	1.23	1914.....	28.70	40.80	1.66	2.05
1866.....	13.17	21.00	.87	1.20	1915.....	28.89	41.80	1.85	2.10
1874 or 1875.....	14.20	22.71	.93	1.30	1916.....	33.09	44.70	1.85	2.33
1877 or 1878.....	15.53	24.40	.93	1.25	1917.....	39.00	54.00	2.17	2.77
1870 or 1880.....	16.33	24.11	1.03	1.20	1918.....	47.10	62.70	3.00	3.67
1880 or 1881.....	16.44	26.26	.99	1.35	1919.....	53.70	75.00	3.32	4.25
1881 or 1882.....	17.75	26.56	1.02	1.37	1920.....	67.00	88.40	4.15	5.15
1884 or 1885.....	16.75	25.50	.99	1.25	1921.....	37.00	53.10	2.35	3.20
1887 or 1888.....	17.68	25.75	1.00	1.30	1922.....	35.00	50.00	2.20	2.95
1889 or 1890.....	16.60	24.60	.95	1.28	1923.....	37.00	55.50	2.55	3.29
1891 or 1892.....	17.60	26.00	1.00	1.40	1923: January.....	30.00	44.00	1.76	2.45
1893.....	18.78	27.51	1.02	1.26	April.....	36.00	51.00	2.05	2.70
1894.....	16.03	24.82	.84	1.09	July.....	45.83	62.73	2.33	3.24
1895.....	17.32	28.70	1.00	1.29	October.....	43.00	59.00	2.50	3.50
1898.....	18.15	26.62	1.01	1.38	1924: January.....	32.00	50.00	2.10	2.99
1899.....	19.08	29.46	1.18	1.55	April.....	39.00	55.00	2.11	2.89
1902.....	22.70	33.11	1.31	1.68	July.....	41.00	53.00	2.25	3.05
1906.....	25.81	36.69	1.46	1.87	October.....	43.00	60.00	2.60	3.50
1909.....	28.30	38.00	1.53	1.89	1925: January.....	30.00	47.00	1.96	2.70
1910.....	26.00	38.00	1.48	1.60	April.....	42.00	57.60	2.15	2.95
1911.....	26.10	37.50	1.53	1.65	July.....	44.00	60.00	2.30	3.10
1912.....	27.00	39.50	1.50	2.05	October.....	45.00	61.00	2.85	3.50
1913.....	28.00	41.00	1.67	2.14	1926: January.....	32.50	49.75	2.05	2.85

<sup>1</sup> Wages of hired farm labor are now published quarterly as collected in Crops and Markets supplements. Revised averages for the United States were published in the April, 1926, Supplement to Crops and Markets, but the State figures have not been heretofore published as an entire series.

TABLE 42.—Minnesota: Farm lands, value per acre, 1912-1926<sup>1</sup>

Year	All farm lands		Plow lands			Year	All farm lands		Plow lands		
	With im- provements	Without im- provements	Poor	Good	All		With im- provements	Without im- provements	Poor	Good	All
1912.....	50	41				1920.....	124	93	73	120	100
1913.....	62	43				1921.....	126	92	74	121	101
1914.....	60	47				1922.....	110	81	67	102	87
1915.....	65	45				1923.....	105	75	59	96	80
1916.....	70	49	45	73	61	1924.....	98	70	55	89	76
1917.....	83	60	60	81	66	1925.....	94	67	64	86	73
1918.....	87	72	54	85	75	1926.....	93	66	54	84	72
1919.....	64	73	50	88	78						

<sup>1</sup> The values of all farm lands have been collected from crop correspondents since 1912 and have been drawn on for various purposes, but not previously published as a series by States.

The values of plow lands have been published as prepared in supplements to Crops and Markets and its predecessors and in the Yearbooks of the department, a few years at a time. The full series to 1926 by States is here published for the first time.

TABLE 43.—Iowa: Monthly farm price<sup>1</sup>

WHEAT

(Cents per bushel)

Year	Jan.	Feb.*	Mar.	Apr.	May	June	July	Aug.	Sept.	Oct.	Nov.	Dec.
1908	84	84	84	86	86	86	84	84	85	86	86	88
1909	88	92	95	102	108	108	104	96	90	90	92	94
1910	96	97	97	90	94	92	94	95	92	90	87	84
1911	85	84	80	82	82	82	80	80	85	89	89	88
1912	89	90	92	94	97	95	91	84	82	81	80	77
1913	78	80	79	80	80	81	80	78	78	76	76	76
1914	75	78	79	80	80	79	75	82	92	95	96	100
1915	114	132	132	131	134	118	104	98	90	88	88	92
1916	190	190	95	96	96	94	98	114	131	146	156	152
1917	155	162	170	204	233	225	222	216	202	198	198	199
1918	200	202	205	208	206	204	201	200	200	199	198	202
1919	202	202	206	215	217	211	206	200	190	196	198	205
1920	214	218	214	221	232	236	236	211	205	190	158	137
1921	134	135	130	114	113	112	103	97	96	92	88	88
1922	95	101	110	111	112	103	95	88	86	91	95	100
1923	100	95	100	103	104	96	85	83	87	90	91	91
1924	93	95	95	91	91	92	104	112	110	119	122	130
1925	148	168	163	138	145	145	132	145	141	130	136	150

BRAN (AS BOUGHT)

(Dollars per ton)

1910	24.30	25.80	26.50	25.60	23.90	24.70	24.50	24.20	23.80	23.50	24.10	23.00
1911	24.10	24.40	24.00	23.90	24.70	25.10	25.10	25.20	24.80	25.40	25.80	25.90
1912	25.80	27.60	28.80	28.20	28.60	27.10	26.30	26.10	25.00	25.00	24.30	24.10
1913	25.10	23.60	23.60	22.90	22.50	22.70	23.00	23.30	24.40	21.70	24.70	24.20
1914	24.90	25.30	25.90	27.00	26.30	26.00	26.00	25.00	25.80	25.10	24.00	25.20
1915	26.40	27.00	26.90	26.70	26.70	25.60	25.50	25.50	25.10	24.10	23.30	23.00
1916	24.50	24.70	24.40	24.30	24.30	24.50	24.20	24.50	25.00	25.80	29.25	30.00
1917	31.30	33.10	38.00	41.20	42.50	39.30	38.90	41.00	33.50	37.00	37.50	40.70
1918	39.00	40.40	41.80	41.30	41.40	41.80	41.80	38.30	36.70	37.00	36.30	36.60
1919	46.80	47.00	47.00	45.20	47.00	45.70	45.50	40.00	47.50	43.80	45.50	46.80
1920	47.40	47.80	48.30	51.80	55.10	57.00	57.40	55.20	52.00	48.00	41.00	39.10
1921	38.00	35.00	33.40	30.00	26.00	28.00	23.00	23.00	21.00	21.00	20.00	25.00
1922	26.80	28.00	29.00	30.00	31.00	27.00	25.00	23.40	23.40	26.00	28.00	28.00
1923	30.00	32.00	33.60	32.60	33.40	32.30	30.00	27.10	30.00	32.50	34.00	33.00
1924	34.00	32.00	31.00	30.50	28.50	28.00	27.00	30.50	29.00	30.00	32.00	32.50
1925	35.00	35.80	33.40	32.40	32.80	33.00	34.20	34.00	34.40	32.30	32.50	33.10

RYE

(Cents per bushel)

1908	66	66	66	68	68	67	66	65	66	66	64	64
1909	65	67	69	70	73	76	74	68	68	65	64	64
1910	68	67	68	68	68	67	65	65	60	65	64	66
1911	68	67	66	67	70	70	68	71	74	75	76	70
1912	78	79	78	80	82	83	78	64	61	64	62	62
1913	62	62	62	62	66	64	60	61	62	64	62	61
1914	61	61	62	62	62	62	62	64	71	75	76	80
1915	90	95	96	97	96	93	88	84	78	78	81	82
1916	88	88	85	81	82	80	81	89	99	107	114	110
1917	118	122	128	142	158	157	157	158	154	155	150	156
1918	158	177	203	210	206	186	187	151	154	150	146	145
1919	138	132	133	141	142	138	130	130	131	126	123	136
1920	146	150	150	169	168	174	170	180	158	143	120	110
1921	117	120	110	107	102	100	94	90	86	80	74	71
1922	72	77	77	80	84	82	79	71	67	66	68	73
1923	74	73	75	74	74	72	67	62	60	64	66	65
1924	67	67	65	65	62	65	67	78	75	91	96	104
1925	116	133	134	96	98	103	92	89	82	77	77	83

<sup>1</sup> These prices are the estimated prices of farm products received by producers on the 15th of the month as currently reported in the supplements to Crops and Markets, monthly, by States; or, in the case of some products for which prior to January, 1924, prices were reported on the 1st of the month, converted to the 15th of the month by averaging the prices reported on the list of two successive months. Prices were first collected monthly in 1908, the list being extended from time to time. All the available monthly prices are shown.

TABLE 43.—Iowa: Monthly farm price—Continued

CORN

(Cents per bushel)

Year	Jan.	Feb.	Mar.	Apr.	May	June	July	Aug.	Sept.	Oct.	Nov.	Dec.
1908	48	49	52	56	61	64	66	69	69	69	62	62
1909	51	53	56	60	64	66	69	63	60	56	60	60
1910	52	53	52	60	49	52	54	58	52	41	38	36
1911	36	37	38	40	42	46	52	56	56	57	55	52
1912	54	56	58	65	70	63	66	66	61	55	42	30
1913	37	38	40	43	48	51	53	60	66	63	60	59
1914	57	59	53	59	61	63	64	68	70	65	69	56
1915	62	66	61	66	68	68	70	71	71	63	62	54
1916	69	62	63	66	67	68	71	75	78	77	79	88
1917	84	90	102	126	143	151	179	184	168	153	122	114
1918	121	128	135	138	138	136	132	148	134	126	118	120
1919	130	124	131	147	158	164	175	179	150	122	116	122
1920	120	128	134	147	161	168	151	130	115	89	56	49
1921	48	46	46	42	42	44	45	42	38	32	28	31
1922	34	41	46	46	48	50	59	50	50	52	54	58
1923	58	60	62	69	70	72	74	74	78	70	70	60
1924	63	66	66	67	66	68	74	102	105	101	95	103
1925	108	110	103	91	98	103	99	98	88	70	61	57

OATS

(Cents per bushel)

1908	42	42	44	46	46	44	44	44	43	42	42	42
1909	42	44	46	48	50	50	46	38	34	34	34	36
1910	40	41	41	39	37	36	36	32	26	26	27	27
1911	27	26	26	26	28	32	35	36	38	40	41	41
1912	42	44	46	49	50	47	40	30	26	28	28	28
1913	28	28	28	30	31	33	34	35	36	35	34	34
1914	34	34	34	34	34	34	34	32	36	40	40	42
1915	46	49	50	50	46	45	42	38	31	30	32	34
1916	40	41	38	38	38	36	36	37	40	43	46	47
1917	48	51	54	60	62	62	65	60	52	54	58	67
1918	74	89	84	83	76	70	60	64	63	63	63	64
1919	59	54	66	61	63	61	68	60	62	60	62	67
1920	72	75	78	86	86	94	81	62	64	45	30	36
1921	34	33	32	30	30	29	28	26	23	22	22	24
1922	26	28	30	30	30	30	28	26	26	30	34	36
1923	30	37	38	38	38	36	34	30	32	34	36	37
1924	38	46	41	41	41	42	46	43	41	44	42	48
1925	51	51	45	38	41	44	40	35	33	32	32	34

BARLEY

(Cents per bushel)

1908	66	66	66	66	63	57	52	53	54	52	51	50
1909	52	54	55	56	58	60	58	51	46	47	46	48
1910	51	54	53	51	50	50	50	52	52	54	54	58
1911	65	66	68	76	76	72	70	74	85	92	94	92
1912	64	68	100	102	102	102	94	75	60	54	52	53
1913	54	62	62	51	50	51	51	52	57	58	56	54
1914	54	53	59	59	50	51	49	51	56	55	54	56
1915	60	66	67	66	65	64	62	56	53	49	49	52
1916	66	61	62	60	60	60	59	69	81	85	90	91
1917	95	66	104	118	110	120	124	116	112	115	116	126
1918	138	148	166	172	154	128	114	160	92	90	85	87
1919	84	78	82	90	104	103	109	113	108	105	109	120
1920	124	120	125	137	138	138	124	106	68	88	73	64
1921	61	58	53	52	52	51	48	52	50	44	42	44
1922	45	48	52	52	53	54	50	46	44	46	48	51
1923	51	52	53	52	53	54	52	50	50	51	52	53
1924	53	57	58	58	60	58	63	68	66	68	69	75
1925	82	84	82	74	74	77	71	67	64	61	59	59

TABLE 43.—Iowa: Monthly farm price—Continued

**FLAXSEED**  
(Cents per bushel)

Year	Jan.	Feb.	Mar.	Apr.	May	June	July	Aug.	Sept.	Oct.	Nov.	Dec.
1906	96	98	102	106	106	108	109	108	106	106	107	112
1909	118	126	132	138	138	132	126	124	119	118	126	136
1910	152	165	154	165	184	189	196	202	218	230	226	221
1911	226	232	236	244	244	234	200	192	201	209	198	182
1912	192	194	186	192	196	196	181	166	159	147	133	116
1913	112	112	110	120	117	108	112	114	115	110	120	122
1914	124	122	120	120	120	122	131	138	134	126	121	123
1915	126	132	134	152	166	169	155	136	134	134	141	150
1916	150	166	186	182	178	181	190	185	184	208	222	216
1917	233	234	218	250	280	264	254	269	296	299	286	285
1918	---	---	360	326	378	359	354	364	360	340	321	319
1919	302	312	315	326	358	---	---	490	434	366	389	408
1920	386	444	485	---	---	420	337	295	269	252	219	188
1921	164	137	138	132	140	152	159	172	171	158	152	158
1922	173	196	204	206	223	---	---	---	206	206	206	194
1923	196	---	---	196	215	---	---	---	207	205	208	250
1924	230	235	225	220	240	---	220	212	206	200	210	220
1925	230	240	220	210	260	230	---	220	230	210	210	231

**BUCKWHEAT**  
(Cents per bushel)

1908	83	80	88	94	84	95	100	89	82	80	76	77
1909	78	82	89	98	93	98	100	90	97	94	86	88
1910	90	91	91	95	95	99	100	106	102	89	80	91
1911	90	86	103	108	91	84	86	83	79	82	87	88
1912	90	102	100	102	102	98	104	112	101	88	78	92
1913	98	80	78	83	82	83	81	74	85	90	82	82
1914	61	82	84	78	74	99	100	90	91	93	83	88
1915	62	82	86	94	96	100	115	115	108	105	108	98
1916	98	89	110	108	105	105	98	110	110	106	118	136
1917	140	158	170	162	167	180	229	225	105	135	168	181
1918	168	190	170	181	222	231	---	---	---	182	178	185
1919	175	174	174	188	216	194	175	175	175	184	180	170
1920	178	201	211	200	200	216	216	164	138	158	160	132
1921	131	128	160	84	92	98	119	144	132	98	80	84
1922	92	91	80	78	94	76	100	103	94	86	102	114
1923	85	78	81	85	92	95	85	76	82	102	103	---
1924	80	78	85	---	---	---	100	112	---	124	---	---
1925	104	101	97	93	103	110	121	118	80	96	85	92

**APPLES**  
(Dollars per bushel)

1910	1.20	1.06	1.05	0.83	1.34	1.07	1.33	1.40	1.47	1.20	1.21	1.40
1911	1.50	1.60	1.70	1.96	1.81	1.27	.81	.69	.49	.55	.75	1.40
1912	1.00	1.00	1.00	1.05	1.10	1.30	1.30	.99	.87	.92	.97	1.05
1913	1.10	1.15	1.15	1.15	1.25	1.30	1.70	.59	.60	.80	1.05	1.10
1914	1.25	1.40	1.50	1.56	1.60	---	1.10	1.10	1.10	1.02	.85	1.10
1915	1.10	1.20	1.25	1.25	1.50	1.76	---	.94	.54	.43	.55	.60
1916	1.05	1.25	1.15	1.15	1.15	---	1.10	1.04	.85	1.00	1.20	1.30
1917	1.65	1.55	1.90	2.25	1.90	---	---	1.05	.85	1.36	1.45	1.75
1918	1.80	1.80	1.69	1.50	1.50	---	---	1.25	1.55	1.30	2.05	2.30
1919	2.40	2.54	3.20	3.00	3.10	---	2.00	1.60	1.60	2.00	2.60	3.10
1920	3.30	3.10	3.60	4.00	4.20	---	2.40	2.00	1.44	1.67	2.95	1.95
1921	2.08	2.25	2.15	3.12	2.60	1.03	2.40	1.92	2.41	3.02	2.98	2.70
1922	3.26	3.12	3.31	3.50	3.52	3.50	1.50	.83	.70	1.05	1.17	1.45
1923	1.63	1.70	1.80	1.69	2.00	1.75	2.03	.98	.92	1.02	1.16	1.29
1924	1.49	1.40	1.55	1.60	1.80	1.70	2.00	1.08	1.05	1.13	1.35	1.44
1925	1.80	1.84	2.26	2.12	2.50	2.05	2.80	1.20	1.20	1.44	1.54	1.82

(Dollars per barrel)

1914	---	---	---	---	---	---	---	2.80	3.20	3.20	2.95	3.25
1915	3.20	3.40	3.50	3.45	4.25	---	3.00	1.74	1.50	2.25	2.30	3.00
1916	3.80	3.95	3.30	3.60	4.30	---	---	2.80	2.75	3.15	4.00	4.50
1917	4.80	5.00	5.70	6.20	5.80	---	---	3.00	2.75	3.50	4.10	5.50
1918	5.70	5.60	6.20	5.50	6.50	---	---	4.10	4.90	6.00	6.30	6.90
1919	7.30	7.80	9.00	8.60	11.40	---	---	4.30	5.20	6.20	8.00	9.30
1920	9.70	9.00	10.50	11.50	12.10	---	---	---	5.50	5.33	6.25	6.23
1921	6.40	7.15	7.88	8.68	7.70	6.00	6.00	---	6.00	9.20	9.00	7.88
1922	8.96	9.34	9.27	9.98	12.00	11.00	---	2.62	2.37	3.73	3.95	4.00
1923	4.33	5.80	6.60	6.20	6.80	6.00	---	2.50	3.85	3.41	3.70	4.50
1924	5.00	4.50	6.20	5.00	5.00	---	6.00	---	3.00	2.80	3.40	4.44
1925	5.70	6.00	6.90	5.30	7.20	6.80	---	3.10	4.60	4.60	4.95	5.89



TABLE 43.—Iowa: Monthly farm price—Continued

GRAPES  
[Cents per pound]

Year	Aug.	Sept.	Oct.	Nov.	Year	Aug.	Sept.	Oct.	Nov.
1910		4.0	5.0		1918	9.0	6.0	8.0	
1911	4.0	3.0	3.0	4.4	1919		6.0	6.0	7.0
1912	3.0	2.7	3.0	4.1	1920	6.3	6.0	6.0	6.0
1913	4.0	3.1	2.6	4.9	1921	7.0	6.0	12.0	12.0
1914	3.7	3.2	4.6	4.5	1922	6.0		5.0	
1915	5.6	3.2	3.0	3.0	1923		3.9	4.8	6.1
1916	3.7	3.2	4.4	6.0	1924		5.5	5.1	7.5
1917		5.0	4.0	5.0	1925	7.0	5.7	6.5	

CABBAGE  
[Dollars per 100 pounds]

Year	Jan.	Feb.	Mar.	Apr.	May	June	July	Aug.	Sept.	Oct.	Nov.	Dec.
1910	3.02	3.31	2.77	3.10	3.50	2.60	3.00	3.01	2.65	2.20	2.00	2.30
1911	2.16	2.12	1.43	1.47	1.30	3.23	3.50	4.12	1.46	2.40	1.05	2.00
1912	3.00	3.50	3.50	3.00	4.38	3.67	3.41	2.15	1.95	2.00	1.80	1.81
1913	2.15	1.70	1.75	1.85	2.01	3.19	2.91	3.34	3.20	2.85	2.00	2.60
1914	3.85	3.30	3.60	3.45	2.60	2.80	2.50	2.40	3.00	1.95	2.00	2.08
1915	2.10	2.60	2.60	3.50	3.50	4.00	1.70	1.80	1.60	1.50	1.30	1.30
1916	1.70	1.50	2.00	3.20	3.00	4.50	2.40	2.00	2.50	2.50	2.55	3.98
1917	1.90	7.40	8.00	8.50	10.00	9.10	3.40	2.65	2.30	2.30	2.90	2.90
1918	3.70	4.40	4.40	4.60	4.50	4.00	3.40	3.60	3.70	2.90	2.65	2.90
1919	3.10	3.30	3.60	5.20	6.40	5.60	4.10	4.30	3.90	3.80	3.40	4.00
1920	5.30	7.00	7.00	7.10	6.90	5.50	6.50	3.10	2.85	2.48	2.85	2.68
1921	3.00	3.25	3.87	3.84	5.15	5.27	4.89	4.33	4.07	4.22	3.37	4.10
1922	5.58	5.16	4.03	3.94	5.00	4.64	3.58	2.57	2.27	2.34	2.30	2.66
1923	3.00	3.50	4.50	5.60	6.80	4.40	4.10	3.40	2.73	2.64	2.87	2.96
1924	3.30	3.40	4.60	4.50	4.50	4.50	4.00	2.70	2.50	2.60	2.80	2.88
1925	2.70	3.00	4.10	3.40	3.30	4.90	4.80	4.50	3.60	3.50	3.10	3.45

ONIONS  
[Cents per bushel]

1910	102	114	123	100	108	120	113	131	133	120	125	130
1911	133	124	128	126	154	154	139	148	130	124	134	132
1912	145	140	180	180	171	172	165	116	87	90	99	90
1913	102	100	92	99	75	105	105	110	110	115	110	110
1914	125	150	150	160	170	145	155	130	115	110	90	110
1915	108	105	115	120	150	140	120	100	80	99	91	93
1916	100	124	149	120	140	140	140	140	130	140	130	170
1917	210	310	330	500	440	320	270	178	130	150	150	170
1918	175	185	140	120	115	150	175	165	150	145	140	140
1919	145	160	190	200	210	220	230	230	220	220	240	270
1920	300	350	390	410	410	320	300	210	185	153	145	147
1921	190	140	145	135	100	158	163	163	205	195	225	270
1922	311	396	452	510	380	378	282	181	161	119	128	140
1923	152	170	106	240	230	290	210	180	161	175	176	184
1924	192	200	225	210	220	240	250	200	160	160	160	159
1925	180	192	224	245	220	300	320	220	208	171	170	177

POTATOES  
[Cents per bushel]

1908	61	62	64	66	63	65	70	66	60	58	53	60
1909	62	60	70	59	68	60	90	77	78	62	56	58
1910	60	68	60	50	43	46	63	33	91	70	60	61
1911	60	60	63	68	68	105	170	100	108	77	68	78
1912	94	107	118	134	134	120	94	70	66	40	42	48
1913	51	52	50	50	48	46	60	83	90	87	82	84
1914	96	89	93	93	92	104	108	94	84	68	58	64
1915	70	70	60	64	64	67	68	53	50	48	51	61
1916	74	90	98	94	92	100	100	102	128	144	100	176
1917	188	240	282	302	322	328	266	152	110	115	124	134
1918	134	130	116	65	74	78	103	124	135	132	130	134
1919	131	130	120	130	134	165	312	250	230	197	189	200
1920	238	256	507	420	493	625	432	267	172	126	116	124
1921	121	113	107	98	88	93	140	183	183	156	142	140
1922	140	145	147	140	138	153	159	122	82	68	63	68
1923	73	76	79	87	90	90	103	107	96	82	76	77
1924	83	93	94	95	95	100	150	100	80	50	48	54
1925	89	70	72	65	65	85	162	144	124	134	210	240

112 STATISTICAL BULLETIN 15, U. S. DEPT. OF AGRICULTURE

TABLE 43.—Iowa: Monthly farm price—Continued

SWEET POTATOES

[Cents per bushel]

Year	Jan.	Feb.	Mar.	Apr.	May	June	July	Aug.	Sept.	Oct.	Nov.	Dec.
1910										129		
1911	166	180	115	127	144	162	225	202	171	156	130	155
1912	167	165	175	231	191	200	257	185	195	105	115	150
1913	160	149	112	119	125	183		200	130	103	105	160
1914	180	180	128	122					140	125	105	160
1915			150	217				150	115	110	110	
1916	140							150	180	135	175	180
1917	175	210	320						210	200	200	200
1918	280								300	250	250	250
1919	330			310	500			370	300	250	270	280
1920	310	350	360	376	450			450	270	250	260	300
1921	275	300	288	330	330	300		440	344	188	192	213
1922	264	249	246	292	313	230	208	249	188	136	128	150
1923	169	190	205	210				200	169	163	141	200
1924	258	260	276		150			120	200	210	240	250
1925	250			300				280	278	231	150	249

TOMATOES

[Cents per bushel]

Year	July	Aug.	Sept.	Oct.	Year	July	Aug.	Sept.	Oct.
1912	125	108	51	60	1919		190	130	120
1913	100	105	90	74	1920		220	121	121
1914	200	110	81	75	1921		161	100	90
1915		144	100	105	1922		100		76
1916		160	100	95	1923		220	108	108
1917		185	110	105	1924		251	120	118
1918		195	136	140	1925	183	185	115	111

TURNIPS

[Cents per bushel]

Year	Jan.	Feb.	Nov.	Dec.	Year	Jan.	Feb.	Nov.	Dec.
1912			40	44	1919	100	110	160	180
1913	41	50	55	60	1920	220	130	100	112
1914	65	90	45	62	1921	105	105	119	119
1915	00	70	40	50	1922	110	128	65	80
1916	45	53	60	80	1923	72	111	78	90
1917	80	95	80	85	1924	110	115	59	78
1918	85	120	75	100	1925	97	93	111	99

BEANS, DRY

[Dollars per bushel]

Year	Jan.	Feb.	Mar.	Apr.	May	June	July	Aug.	Sept.	Oct.	Nov.	Dec.
1910										2.47	2.63	2.48
1911	2.10	2.30	2.40	2.53	2.84	2.56	3.01	2.45	2.44	2.44	2.62	2.71
1912	2.80	2.84	2.95	2.95	2.88	2.81	2.58	2.77	2.84	2.50	2.44	2.60
1913	2.59	2.84	2.90	2.93	2.64	2.60	2.63	2.59	2.69	2.45	2.50	2.55
1914	2.45	2.60	2.50	2.55	2.70	2.80	2.60	2.70	3.00	2.75	2.75	2.83
1915	2.05	3.50	3.50	3.17	3.44	3.39	3.07	3.00	3.35	3.20	3.48	3.35
1916	4.16	4.34	4.20	3.83	3.91	4.56	5.00	5.59	5.57	6.50	6.90	6.50
1917	7.50	6.76	7.05	8.10	10.20	11.00	10.40	8.00	10.00	8.15	9.95	9.50
1918	0.40	0.10	0.20	9.20	9.15	8.85	8.05	9.10	7.75	7.75	7.50	7.00
1919	7.26	6.40	6.60	6.00	5.90	5.80	5.90	6.10	6.70	5.00	6.00	5.90
1920	6.10	5.88	5.90	5.80	5.50	5.50	5.60	4.80	5.30	4.91	4.50	3.78
1921	3.70	3.80	3.65	2.80	3.25	3.07	3.04	3.00	3.53	3.40	3.50	3.62
1922	3.42	3.38	4.17	4.07	4.17	5.54	5.42	4.68	4.24	4.00	4.40	5.00
1923	4.80	4.87	5.20	5.10	4.90	4.80	4.80	4.50	4.36	4.60	4.90	4.40
1924	4.50	4.50	4.29	4.10	4.20	3.60	3.70	3.69	3.70	4.00	4.20	4.60
1925	4.15	4.20	4.50	4.40	4.00	4.18	4.90	4.70	3.70	4.10	4.00	4.00

TABLE 43.—Iowa: Monthly farm price—Continued

COTTONSEED MEAL (AS BOUGHT)

[Dollars per ton]

Year	Jan.	Feb.	Mar.	Apr.	May	June	July	Aug.	Sept.	Oct.	Nov.	Dec.
1910			35.10			32.00	33.90	34.50	34.30	33.90	34.60	32.90
1911	32.60	33.20	32.40	32.00	32.80	33.50	33.80	33.90	33.80	35.40	31.00	31.70
1912	32.30	33.10	32.20	33.00	33.00	32.90	31.80	33.80	31.80	30.00	30.60	31.50
1913	31.58	30.90	31.00	20.80	30.00	29.70	29.70	30.10	33.50	32.30	32.20	32.40
1914	32.00	32.70	31.70	31.10	32.80	31.00	32.20	32.90	31.00	30.30	31.30	31.10
1915	31.40	32.80	30.80	32.70	31.80	31.00	32.10	33.00	29.80	31.50	30.70	30.50
1916	36.20	34.90	36.30	35.40	35.40	33.40	34.20	35.00	35.80	37.00	40.90	44.50
1917	44.00	43.70	43.50	40.50	46.00	46.10	48.10	54.00	52.70	53.00	50.50	55.50
1918	57.70	58.40		59.70	59.00	58.10	58.50	59.00	61.00	62.00	63.50	65.50
1919	07.40	04.80	07.00	09.00	08.70	08.90	07.30	77.50	84.00	76.80	80.80	81.20
1920	84.10	85.00	82.50	83.30	81.60	82.20	70.00	73.00	70.00	63.00	84.00	67.00
1921	46.00	39.80	43.50	41.30	36.00	44.00	39.00	38.75		47.00	43.00	50.50
1922	49.00	48.00	51.00	66.00		40.00	50.00	49.00	43.00	50.00	54.00	63.00
1923	52.40	50.50	54.30	50.20	52.60	50.00	50.30	52.00		51.20	53.90	65.00
1924	50.00	51.50	53.80					52.00	52.50		50.00	53.50
1925	50.00	50.00	40.50	52.00	52.00	45.50	48.00	44.00	49.10	50.10	46.80	48.80

HAY (LOOSE)

[Dollars per ton]

1908	7.85	7.55	7.20	7.12	6.68	6.38	6.12	5.75	5.60	5.72	5.72	5.78
1909	5.92	6.25	6.75	7.48	8.23	8.30	7.25	6.30	6.45	6.75	7.00	7.85
1910	10.10	11.35	10.35	9.05	8.45	8.40	8.65	9.40	9.70	9.65	9.70	9.65
1911	9.35	8.85	8.55	8.55	8.40	9.30	11.55	12.45	12.25	12.15	12.30	12.80
1912	14.00	15.05	15.95	16.75	16.25	14.55	11.75	9.00	9.20	9.35	9.45	9.60
1913	9.60	9.00	9.15	9.25	9.00	8.75	8.15	8.45	9.20	9.60	9.60	9.70
1914	9.90	9.75	9.65	9.90	10.20	10.20	9.70	9.85	10.30	10.15	10.05	10.40
1915	11.20	11.90	12.60	12.75	12.50	11.80	10.15	9.00	8.90	8.90	8.80	8.80
1916	9.10	9.20	9.15	9.30	9.60	9.05	8.90	8.30	8.35	8.55	8.85	9.20
1917	0.80	10.20	10.60	11.05	13.25	14.25	13.80	13.85	14.50	15.15	16.30	17.00
1918	19.90	20.22	18.82	17.25	16.00	16.45	14.65	14.65	16.25	17.15	17.70	18.35
1919	18.70	19.15	19.45	20.30	21.30	20.35	18.00	10.80	10.65	16.55	17.00	18.00
1920	19.00	20.20	20.90	21.55	22.30	21.95	10.80	17.90	17.35	16.70	15.87	15.67
1921	14.20	12.85	12.15	11.70	11.35	10.75	10.05	10.00	10.00	9.40	9.15	9.45
1922	0.55	0.65	0.80	0.90	10.05	10.05	9.70	9.55	9.30	9.20	9.75	10.40
1923	10.50	10.40	10.80	11.10	11.35	11.45	11.25	11.10	11.35	11.60	12.05	13.00
1924	12.60	13.00	13.50	14.00	13.00	13.50	13.00	11.80	11.70	11.00	11.30	10.00
1925	10.00	10.90	10.50	11.00	10.70	10.40	11.10	11.40	11.00	11.90	12.50	12.80

ALFALFA HAY

[Dollars per ton]

1914										11.00	11.70	13.50
1915	12.30	14.00	16.70	15.40	15.80	13.50	12.20	12.20	10.50	10.70	12.00	12.60
1916	11.30	10.80	11.50	12.90	11.00	10.90	11.00	10.40	10.70	10.90	11.60	12.30
1917	12.40	13.50	13.40	15.00	16.50	17.80	16.40	16.20	18.10	20.60	21.20	23.70
1918	25.50	26.00	26.00	20.00	21.70	26.90	20.10	10.60	23.00	24.40	23.00	27.00
1919	27.00	25.50	26.60	28.40	33.00	28.50	22.30	22.60	24.90	21.20	24.60	25.50
1920	27.80	28.80	28.70	30.00	27.80	28.60	23.40	23.10	19.90	19.20	18.50	17.40
1921	17.90	14.30	16.40	13.00	11.20	12.70	11.00	14.40	13.40	12.00	10.80	11.40
1922	12.10	13.00	12.10	12.60	11.40	13.00	11.30	12.70	12.50	13.00	14.00	15.00
1923	16.50	16.20	17.20	18.30	17.90	17.10	15.10	14.20	13.50	15.10	15.30	16.60
1924	15.00	16.00	17.00	16.50	17.00	16.50	15.80	16.00	15.00	15.00	15.80	13.80
1925	14.20	15.10	14.70	13.30	14.70	13.50	15.30	15.60	15.70	16.20	17.40	18.20

CLOVER HAY

[Dollars per ton]

1914										9.70	10.00	10.70
1915	11.30	12.60	13.00	12.90	13.40	12.00	10.00	9.80	9.00	9.10	8.50	9.40
1916	6.30	9.10	9.90	9.40	9.50	8.80	8.10	9.00	8.60	8.10	9.10	9.20
1917	9.90	10.20	10.40	11.60	13.20	14.80	13.80	13.80	15.20	10.10	18.00	19.00
1918	20.00	20.30	19.80	17.60	17.00	10.20	15.20	14.25	18.00	18.80	18.50	18.70
1919	21.00	20.10	18.00	21.50	22.90	21.50	17.70	18.00	10.30	17.50	18.10	20.00
1920	21.20	21.70	22.00	23.10	24.50	24.10	20.30	10.00	18.80	17.20	17.20	16.50
1921	16.40	13.20	13.40	11.30	12.10	11.80	10.00	11.20	10.00	10.00	10.00	10.00
1922	10.50	10.00	10.00	10.10	10.40	10.40	9.50	9.80	9.80	11.60	10.70	11.00
1923	11.80	11.40	12.10	12.40	13.10	12.20	11.70	11.80	11.70	11.90	14.00	13.60
1924	13.00	14.00	15.00	14.50	14.00	14.00	13.90	13.00	12.50	12.00	12.60	11.40
1925	11.70	11.90	11.00	10.30	10.00	11.20	11.00	12.20	11.80	12.10	13.70	14.00

TABLE 43.—Iowa: Monthly farm price—Continued

TIMOTHY HAY

[Dollars per ton]

Year	Jan.	Feb.	Mar.	Apr.	May	June	July	Aug.	Sept.	Oct.	Nov.	Dec.
1914										11.10	11.20	11.00
1915	12.70	13.70	13.80	14.10	14.20	13.20	11.70	10.80	10.00	10.00	9.60	10.20
1916	10.00	10.50	10.50	10.40	10.80	10.00	9.25	9.20	9.40	9.00	10.00	10.00
1917	10.00	11.10	11.20	12.00	14.30	16.20	15.20	14.70	16.30	17.40	18.50	20.20
1918	20.70	21.00	21.10	18.80	18.30	17.00	16.10	16.60	19.00	20.30	20.40	21.20
1919	22.30	20.80	20.10	22.10	24.00	23.40	19.70	19.50	19.20	18.80	19.90	20.60
1920	22.40	22.60	23.10	24.00	25.00	24.50	22.30	20.40	20.40	18.50	18.10	17.40
1921	16.30	14.30	14.40	12.00	12.00	12.70	11.00	11.60	11.30	10.00	10.50	10.50
1922	10.70	10.60	10.30	10.50	11.00	11.40	9.90	10.10	10.20	11.00	11.30	11.00
1923	11.90	11.80	12.80	12.90	13.10	12.50	12.40	12.80	12.20	12.40	14.50	13.50
1924	13.50	14.50	14.90	15.20	14.30	14.70	14.30	12.30	12.60	12.00	11.90	11.20
1925	11.30	11.70	11.10	11.60	11.80	11.50	12.00	12.30	11.60	12.50	13.20	13.40

PRAIRIE HAY

[Dollars per ton]

1914										8.00	8.60	8.80
1915	10.00	11.20	11.70	11.80	11.70	10.50	10.10	9.00	7.50	8.20	8.90	9.50
1916	8.90	8.00	9.00	8.70	9.00	8.50	8.15	8.30	8.50	7.95	8.65	8.00
1917	8.90	9.30	9.60	10.50	13.20	13.10	11.50	10.90	11.70	13.30	15.10	16.10
1918	17.40	18.20	19.60	15.30	15.10	14.10	14.00	13.00	15.30	15.00	16.50	16.50
1919	18.00	18.00	18.00	21.70	24.00	20.00	16.50	16.00	16.70	15.10	16.40	17.00
1920	19.10	19.10	20.10	20.00	21.00	21.00	18.10	15.50	16.90	14.10	13.00	12.70
1921	13.20	10.20	9.70	9.00	9.50	9.80	9.00	9.30	8.50	7.70	8.90	8.40
1922	8.00	9.00	7.30	7.00	7.70	8.30	8.10	8.20	8.40	9.00	9.20	9.60
1923	11.00	10.90	11.00	12.00	12.80	11.00	11.10	10.20	9.10	11.00	9.50	11.00
1924	10.00	11.70	11.20	11.50	11.00	11.10	10.50	9.00	9.00	9.50	10.00	9.00
1925	9.40	9.20	9.10	9.50	8.70	9.60	9.60	9.00	8.50	9.70	10.30	11.10

CLOVER SEED (AS SOLD)

[Dollars per bushel]

1910	8.57	8.94	9.05	8.92	8.62	8.00	8.40	8.22	9.30	8.60	7.80	8.30
1911	9.00	9.00	9.00	9.24	9.70	9.68	9.57	9.88	10.35	10.50	10.40	10.80
1912	11.33	12.45	13.29	13.83	12.45	12.36	16.32	8.87	8.67	9.49	9.55	9.55
1913	10.20	11.60	11.61	12.03	11.40	11.04	10.32	9.92	8.00	8.00	7.20	7.50
1914	7.90	8.20	8.70	8.70	8.60	8.40	8.65	9.90	9.00	8.30	8.00	8.10
1915	9.10	9.00	9.50	9.05	9.00	8.80	9.40	9.30	9.00	9.10	9.50	10.10
1916	10.60	10.60	11.30	11.00	11.10	10.10	9.40	9.10	8.50	8.50	9.45	9.40
1917	9.90	10.40	10.80	11.20	11.50	11.20	11.00	10.20	11.00	12.60	13.70	15.20
1918	16.00	17.20	18.50	19.20	17.70	17.70	17.50	16.20	16.50	16.50	16.00	22.00
1919	23.30	22.00	23.90	25.50	25.30	26.00	23.00	23.00	24.00	24.00	20.70	27.10
1920	27.80	31.10	32.20	32.60	31.30	27.00	27.00	20.30	19.00	15.00	12.25	9.30
1921	11.30	11.60	11.40	10.60	10.35	10.10	9.40	10.50	9.30	9.50	9.45	9.35
1922	10.40	11.30	13.00	13.10	13.00	11.20	11.40	9.90	9.20	10.20	10.40	11.00
1923	11.10	12.10	12.60	12.60	11.90	11.60	11.60	11.00	11.30	12.20	12.70	13.00
1924	13.50	13.70	14.20	14.50	14.00	13.60	13.00	12.30	13.00	12.50	15.20	16.10
1925	17.80	18.00	19.70	19.30	18.00	14.70	16.00	15.10	13.80	14.60	15.70	16.10

CLOVER SEED (AS BOUGHT)

[Dollars per bushel]

1912						14.08	12.45	10.00	10.25	10.74	10.80	11.05
1913	11.40	12.75	12.52	13.17	13.11	11.50	11.45	11.10	8.90	8.20	8.40	8.20
1914	9.00	9.40	9.40	9.00	10.00	10.00	10.00	9.80	10.00	9.60	9.25	10.00
1915	10.00	9.75	10.10	9.95	10.40	9.80	11.00	9.30	10.50	10.00	10.75	11.20
1916	11.25	11.00	12.50	12.70	12.40	11.30	10.50	10.00	9.80	9.60	10.60	10.50
1917	11.20	11.60	11.80	12.30	12.20	12.20	12.20	11.70	13.10	13.40	14.90	16.80
1918	17.80	18.00	20.40	20.40	20.00	18.80	18.10	17.00	18.40	20.40	20.40	21.00
1919	25.80	24.70	25.50	28.00	28.00	27.38	25.60	27.50	28.50	27.10	28.60	30.00
1920	31.50	34.00	35.20	35.40	35.90	32.30	31.80	26.40	21.77	13.30	15.30	12.60
1921	12.70	12.60	13.25	12.60	12.60	12.60	10.80	10.00	10.40	9.70	10.80	10.40
1922	12.10	12.50	14.50	14.80	13.20	13.00	11.80	11.30	10.00	11.70	11.80	13.00
1923	13.60	13.80	14.10	13.70	13.70	14.00	12.70	12.10	13.40	14.10	14.20	13.90
1924	14.30	15.60	15.80	15.90	15.50	15.00	14.70	13.60	14.00	14.60	15.80	18.00
1925	10.60	20.00	21.60	21.30	19.00	20.00	21.50	20.50	17.10	16.40	16.70	18.40

TABLE 43.—Iowa: Monthly farm price—Continued

TIMOTHY SEED (AS SOLD)

[Dollars per bushel]

Year	Jan.	Feb.	Mar.	Apr.	May	June	July	Aug.	Sept.	Oct.	Nov.	Dec.
1910									3.15	3.34	3.20	3.50
1911	3.70	4.10	4.50	4.51	4.65	4.51	5.05	5.06	5.81	5.95	5.99	6.02
1912	5.03	6.43	6.25	6.32	5.72	5.72	4.09	2.00	1.60	1.60	1.60	1.66
1913	1.67	1.60	1.54	1.65	1.66	1.67	1.79	2.04	2.05	1.95	2.00	2.00
1914	2.05	2.00	2.10	2.10	2.10	2.10	2.15	2.30	2.40	2.20	2.25	2.10
1915	2.60	2.65	2.80	2.75	2.50	2.50	2.80	2.40	2.60	2.75	2.50	2.60
1916	3.20	3.05	3.20	3.20	3.10	2.70	2.70	2.00	1.70	1.90	2.00	2.00
1917	2.46	2.20	2.20	2.40	2.70	2.80	2.90	3.20	3.50	3.50	3.30	3.20
1918	3.70	3.00	3.80	3.00	3.80	3.40	3.80	3.70	3.80	4.10	4.25	4.40
1919	4.40	4.40	4.60	4.50	4.80	4.40	4.50	4.90	4.60	4.60	4.70	5.30
1920	5.30	5.40	5.50	5.80	5.40	5.00	5.00	4.00	3.48	2.84	2.90	2.90
1921	2.50	2.00	2.70	2.60	2.70	2.70	2.79	2.20	1.80	2.25	2.09	2.30
1922	2.50	2.70	2.70	2.50	3.20	2.60	2.20	2.00	2.20	2.70	2.50	2.60
1923	2.50	2.90	3.00	2.90	2.90	2.80	3.00	2.40	3.00	3.10	3.20	3.20
1924	3.40	3.70	3.50	3.60	3.40	3.40	3.00	3.20	2.90	3.00	2.90	2.80
1925	3.00	3.00	2.90	3.20	2.90	2.70	3.10	3.00	3.00	3.10	3.10	3.20

TIMOTHY SEED (AS BOUGHT)

[Dollars per bushel]

1912						6.30	5.55	2.15	1.75	1.82	1.80	2.00
1913	1.85	2.92	1.72	1.85	1.97	1.82	2.03	2.08	2.20	2.25	2.50	2.40
1914	2.40	2.30	2.30	2.25	2.40	2.45	2.75	2.50	2.70	2.60	2.50	2.40
1915	3.90	3.10	3.00	3.25	2.90	3.00	2.90	2.70	2.80	3.00	3.10	3.20
1916	3.20	3.35	3.50	3.50	3.60	3.00	3.10	2.40	2.00	2.20	2.30	2.40
1917	2.50	2.60	2.90	2.80	3.00	3.20	3.30	3.60	3.80	3.60	3.90	3.70
1918	4.00	4.10	4.20	4.10	3.90	4.00	4.10	4.30	4.30	4.40	4.70	4.80
1919	4.90	4.90	5.00	5.25	5.50	5.16	5.50	5.50	5.20	5.00	5.30	6.30
1920	6.00	6.00	6.10	6.50	6.30	5.90	6.50	4.40	3.93	3.00	2.75	2.80
1921	3.80	3.40	3.15	3.05	3.40	3.00	3.00	2.50	2.05	2.18	2.40	2.55
1922	2.70	3.40	3.00	3.10	3.80	3.10	2.50	2.20	2.30	2.60	2.80	3.50
1923	3.40	3.20	3.60	3.30	3.60	3.70	3.60	2.70	3.20	3.70	3.70	3.60
1924	3.80	3.50	4.00	4.10	4.00	3.70	3.50	3.50	3.20	3.40	3.40	3.70
1925	3.40	3.40	3.30	3.40	3.20	3.30	3.40	3.80	3.40	3.60	3.40	3.40

ALFALFA SEED (AS SOLD)

[Dollars per bushel]

1912						9.50	11.25	9.70	10.00	11.43	10.00	9.63
1913	9.31	9.53	10.20	10.81	10.83	9.55	9.80	9.75	7.83	6.75	8.50	6.00
1914		7.60	8.10	9.00	8.40	8.16	8.50	8.90	9.50	9.50	8.00	...
1915	8.50	8.00	9.80	9.60	10.80	10.80	10.10	10.30	10.30	9.75	10.00	11.30
1916		12.00	12.20		12.00	11.60	11.00	11.30	11.80	8.50	10.70	11.70
1917	11.30	10.60	11.70	13.00	11.40	11.70	10.80	11.50	11.80	12.30	13.00	13.20
1918	13.80	13.60	14.80		12.00	14.20	12.70		15.00	14.00	13.50	15.00
1919	16.50	14.50	15.70	15.00	17.50	15.20		16.50	18.30	19.60	20.10	21.00
1920	23.10	25.00	25.70	26.50	27.60		23.70	22.50	18.50	14.50	13.90	12.10
1921	11.00	12.30	14.20	12.25		11.75	12.50	11.75	13.00		10.70	10.50
1922	10.30	12.00	11.40	11.30	11.40	11.10	9.60	11.20	11.50	11.60		
1923	12.10	13.10	14.50	15.70	14.00	14.00	12.50	12.50	11.80		12.70	14.00
1924	14.60	14.10	14.60	14.80	14.80	14.50	14.20	14.20	15.00	15.00	13.00	14.40
1925	13.50		16.00		15.50		16.20	14.00	13.70	14.20	13.50	14.00

ALFALFA SEED (AS BOUGHT)

[Dollars per bushel]

1912						10.98	11.07	10.21	10.04	11.00	10.92	10.70
1913	10.50	11.27	11.75	11.34	11.44	10.47	10.77	10.42	8.30	9.00	10.30	7.75
1914	8.00	8.70	8.70	9.25	9.60	8.50	9.75	9.25	10.30	10.06	10.85	9.20
1915	11.00	11.00	11.40	10.90	11.10	11.20	11.50	11.20	11.80	12.00	12.25	12.50
1916	12.50	13.50	13.50	13.60	13.60	12.60	13.20	12.50	12.10	11.90	10.20	12.00
1917	12.00	11.30	12.50	12.70	11.80	12.00	12.20	11.90	12.40	12.60	14.00	14.00
1918	14.60	14.80	15.70	15.50	14.70	15.10	14.30	14.20	15.00	15.00	14.00	15.00
1919	16.10	15.80	18.10	15.90	18.00	16.20	17.30	18.60	18.60	20.70	21.00	24.00
1920	26.60	28.80	27.30	31.10	30.00	27.50	27.20	23.70	24.10	15.50	17.60	12.00
1921	14.75	13.75	16.30	14.00	12.40	13.30	12.00	12.10	13.10	12.62	12.00	13.30
1922	11.70	13.40	13.00	13.60	12.00	12.30	9.60	12.60	12.30	13.40	12.50	13.00
1923	16.10	14.10	14.70	15.20	15.30	15.20	13.90	13.00	13.40	14.50	13.80	14.50
1924	15.50	15.00	15.40	15.60	15.80	15.20	14.89	15.70	16.00	15.50	15.00	16.00
1925	15.50	15.30	15.80	17.10	16.50	15.30	16.40	16.90	16.10	15.60	15.60	16.00

TABLE 43.—Iowa: Monthly farm price—Continued

## BEEF CATTLE

(Dollars per 100 pounds)

Year	Jan.	Feb.	Mar.	Apr.	May	June	July	Aug.	Sept.	Oct.	Nov.	Dec.
1910.....	5.40	5.00	5.80	6.20	5.90	5.80	5.30	5.10	5.20	5.00	4.90	4.70
1911.....	5.10	5.00	5.00	5.10	4.90	4.90	4.80	5.20	5.00	5.10	5.10	5.20
1912.....	5.40	5.40	5.30	6.00	6.20	6.20	6.50	6.80	6.80	6.80	6.40	6.70
1913.....	6.50	6.80	7.10	7.40	7.10	7.10	7.20	7.00	7.20	7.10	7.10	6.90
1914.....	7.00	7.30	7.40	7.40	7.30	7.40	7.70	7.80	7.70	7.40	7.00	6.90
1915.....	6.70	6.50	6.50	6.60	7.00	7.30	7.80	7.40	7.10	7.20	6.85	6.70
1916.....	6.00	7.20	7.60	7.70	8.00	8.50	8.20	7.80	8.10	7.80	7.80	7.60
1917.....	8.20	8.90	8.70	10.10	10.20	10.30	10.20	10.20	10.50	10.40	10.10	9.70
1918.....	9.00	10.30	10.40	11.90	12.70	12.60	12.80	12.30	12.90	11.90	11.90	11.70
1919.....	12.40	12.80	13.50	14.10	13.60	11.90	12.30	12.60	11.80	10.10	11.50	11.60
1920.....	11.10	10.50	10.80	10.80	10.00	11.90	10.60	10.40	10.90	9.80	9.00	7.00
1921.....	7.00	6.30	7.30	6.90	6.80	6.10	6.40	6.90	6.10	6.00	5.70	5.80
1922.....	5.80	6.00	6.40	6.50	0.70	7.00	7.60	7.20	7.30	7.00	7.30	7.30
1923.....	7.00	7.00	6.70	7.40	7.10	7.90	7.70	7.50	8.20	7.60	7.00	7.00
1924.....	7.00	7.10	7.20	7.50	7.60	7.50	7.30	7.80	7.60	8.00	7.50	7.10
1925.....	7.40	7.30	8.00	8.90	8.20	8.50	0.30	9.60	0.30	9.30	8.30	8.20

## VEAL CALVES

(Dollars per 100 pounds)

1910.....	5.60	5.50	6.20	5.80	5.70	6.10	5.90	5.90	6.00	6.00	6.00	5.80
1911.....	6.00	5.80	6.20	5.90	5.40	5.00	5.50	5.80	6.00	6.00	5.70	5.70
1912.....	5.90	5.90	6.00	6.00	6.10	6.30	6.30	6.80	7.00	7.10	7.00	6.90
1913.....	7.00	7.40	7.60	7.30	7.40	7.50	7.70	7.70	8.40	8.20	8.00	8.00
1914.....	7.50	8.20	8.20	8.20	7.80	8.30	8.10	8.40	8.30	8.10	8.00	7.90
1915.....	7.80	7.70	7.50	7.40	7.60	7.90	8.00	8.10	8.30	8.30	7.90	7.40
1916.....	7.80	8.00	8.50	8.40	8.50	8.90	8.90	9.10	9.00	8.90	8.90	9.20
1917.....	9.70	10.80	10.40	10.90	11.30	11.30	11.40	11.00	11.80	10.50	11.00	11.10
1918.....	11.60	11.60	11.70	12.00	11.60	12.20	12.70	12.80	13.60	12.00	12.50	12.70
1919.....	12.60	12.50	13.10	13.40	12.20	12.30	13.60	14.30	14.00	12.60	12.80	13.20
1920.....	12.80	12.80	12.90	12.70	11.60	11.90	11.20	12.10	12.30	11.80	10.50	8.50
1921.....	8.50	8.40	8.90	7.00	7.40	7.40	7.30	7.20	7.30	7.60	7.30	7.00
1922.....	7.20	8.00	7.80	7.50	7.50	7.00	7.90	8.30	8.70	8.70	8.20	8.00
1923.....	8.20	8.40	8.30	8.20	8.00	8.30	8.40	8.20	9.10	8.70	8.20	7.80
1924.....	8.60	8.80	8.40	8.50	8.20	8.00	8.20	8.40	9.00	9.00	8.30	8.00
1925.....	8.90	9.30	9.50	8.90	8.40	8.20	0.70	9.00	9.70	10.20	9.50	9.10

## MILK COWS

(Dollars per head)

1910.....	43.80	41.10	44.80	43.50	45.20	44.00	42.50	42.00	42.70	44.30	43.50	43.40
1911.....	45.80	47.50	47.30	48.00	48.80	44.90	43.50	44.00	43.10	43.20	43.30	44.50
1912.....	45.00	45.00	40.80	48.80	46.70	48.40	49.30	49.90	40.70	32.00	51.90	56.00
1913.....	57.00	60.10	61.70	62.10	62.10	62.50	64.50	62.60	61.80	64.50	66.00	64.20
1914.....	65.00	65.80	65.40	64.40	63.40	62.40	65.00	64.80	61.90	62.50	63.00	62.40
1915.....	61.00	58.50	60.30	57.80	58.50	62.50	62.20	62.10	60.20	61.90	58.50	56.70
1916.....	60.50	62.40	65.00	66.30	66.00	60.00	69.50	67.00	67.50	67.60	68.70	59.70
1917.....	72.50	76.00	79.00	81.40	82.60	83.80	83.00	84.40	83.40	85.00	85.80	86.00
1918.....	86.40	96.10	99.00	93.00	92.10	92.80	96.50	94.50	96.20	94.40	93.30	93.30
1919.....	97.00	97.50	100.00	100.80	102.00	102.30	104.00	103.20	97.50	98.20	100.00	102.30
1920.....	99.50	97.60	103.50	100.40	101.70	102.10	98.40	96.50	98.00	99.00	86.00	67.50
1921.....	98.00	98.00	99.90	64.80	68.00	63.00	55.00	57.00	53.60	55.00	56.00	55.00
1922.....	58.00	58.00	60.00	59.40	62.00	62.00	62.00	60.50	60.00	59.00	61.00	61.00
1923.....	61.40	63.80	64.90	62.80	62.20	65.90	63.00	63.00	61.90	64.00	60.10	60.50
1924.....	64.00	62.00	64.00	63.50	64.50	65.00	66.00	64.00	65.00	64.50	66.00	64.00
1925.....	61.40	61.90	63.80	64.10	65.20	66.40	66.30	65.90	63.80	65.80	66.80	66.10

TABLE 43.—Iowa: Monthly farm price—Continued  
MILK, WHOLESALE  
(Cents per gallon)

Year	Jan.	Feb.	Mar.	Apr.	May	June	July	Aug.	Sept.	Oct.	Nov.	Dec.
1910	24	20	23	24	23	21	21	22	22	22	23	22
1911	23	22	22	22	22	21	22	24	22	22	22	22
1912	22	23	23	23	23	23	22	22	23	23	22	21
1913	22	22	23	23	20	23	20	22	25	22	23	21
1914												23
1915	23	23	20	21	22	22	23	20	22	23	22	22
1916	22	22	23	23	22	21	22	22	21	22	23	24
1917	25	25	23	20	20	25	24	25	20	20	20	28
1918	28	30	30	31	33	29	32	32	32	32	33	28
1919	35	35	33	35	34	35	35	35	35	36	40	41
1920	39	36	37	39	38	38	41	41	42	41	40	39
1921	40	38	39	37	35	32	32	33	34	35	33	33
1922	31	32	30	29	29	28	31	29	33	30	28	30
1923	34	34	35	34	32	33	31	32				

[Dollars per 100 pounds]

1923									2.85		2.77	3.05
1924	2.70	2.75	2.36	2.40	2.50	2.10	2.10	2.30	2.20		2.50	2.60
1925	1.70	1.70	2.08	2.10	2.12	2.10	2.39	2.48	2.55	3.00	2.57	2.62

BUTTER  
(Cents per pound)

1908		26	26	24	24	22	24	22	24	26	27	29
1910	30	28	28	28	25	24	24	26	26	26	27	27
1911	24	22	21	20	20	19	20	22	24	24	25	28
1912	30	28	28	26	26	24	24	24	24	26	28	29
1913	28	28	28	28	27	26	25	26	26	28	28	29
1914	29	27	24	24	24	24	21	26	26	27	28	28
1915	29	28	27	28	26	25	24	24	25	26	26	28
1916	28	28	28	29	28	28	26	28	29	31	34	36
1917	35	36	36	36	38	36	34	36	38	42	44	44
1918	44	45	42	40	40	40	40	41	40	62	54	58
1919	56	48	46	52	53	50	50	51	52	50	60	64
1920	62	58	58	57	56	53	52	53	53	54	54	50
1921	44	42	40	38	31	26	30	31	36	38	40	39
1922	34	30	32	32	32	32	32	32	33	35	40	44
1923	44	42	43	42	40	38	36	38	40	42	45	47
1924	47	46	44	40	37	36	38	37	36	36	38	41
1925	42	37	30	30	30	37	39	41	41	44	46	46

BUTTERFAT  
(Cents per pound)

1920									54	54	55	41
1921	44	38	42	40	23	22	29	26	34	38	40	38
1922	28	29	32	32	32	31	32	29	32	35	41	48
1923	16	42	44	45	39	37	34	38	41	43	47	50
1924	52	48	47	39	36	37	37	35	34	34	35	41
1925	41	36	41	40	40	40	40	41	42	47	47	47

HOGS  
(Dollars per 100 pounds)

1910	7.80	8.10	6.60	6.50	8.60	8.80	8.20	7.60	8.40	7.00	7.30	8.00
1911	7.50	6.90	6.40	5.80	5.40	5.40	5.90	4.90	6.00	5.90	5.70	5.60
1912	5.60	5.70	6.00	7.20	7.10	6.90	6.90	7.60	7.80	8.20	7.20	7.60
1913	6.90	7.50	8.10	8.50	7.70	8.00	8.30	7.90	7.70	7.80	7.30	7.10
1914	7.70	8.00	8.10	8.10	7.80	7.50	8.00	8.50	8.30	7.20	6.80	6.50
1915	6.49	6.20	6.20	6.50	6.09	7.00	6.90	6.40	6.70	7.40	6.10	5.60
1916	6.20	7.60	6.00	6.00	6.10	8.80	9.10	9.30	9.90	9.00	9.10	9.10
1917	9.80	11.40	13.80	15.30	16.10	14.80	14.50	15.70	18.90	16.90	15.80	16.20
1918	16.60	15.30	16.20	16.40	16.60	15.80	16.30	18.00	18.40	17.00	16.40	16.40
1919	16.40	16.50	17.40	18.70	19.50	19.30	20.80	20.10	15.50	13.40	13.50	12.30
1920	13.50	13.80	13.60	13.70	13.50	13.40	14.00	14.60	14.00	13.80	11.70	8.30
1921	8.10	8.40	9.20	7.70	7.40	7.00	8.30	9.10	6.90	6.90	6.10	6.00
1922	6.80	8.80	6.70	6.40	6.60	9.60	9.50	8.60	7.90	8.20	7.40	7.40
1923	7.70	7.50	7.40	7.40	7.90	8.00	6.48	6.68	7.90	7.00	6.20	6.10
1924	6.40	6.30	6.50	6.70	8.60	8.40	6.50	8.70	8.70	10.00	8.50	8.20
1925	9.50	9.80	12.60	12.20	11.20	11.10	12.50	12.40	11.50	16.90	10.30	10.20

118 STATISTICAL BULLETIN 15, U. S. DEPT. OF AGRICULTURE

TABLE 43.—Iowa: Monthly farm price—Continued

SHEEP

[Dollars per 100 pounds]

Year	Jan.	Feb.	Mar.	Apr.	May	June	July	Aug.	Sept.	Oct.	Nov.	Dec.
1910.....	5.10	6.20	5.70	5.80	5.70	5.50	4.60	4.20	4.30	4.20	4.00	4.00
1911.....	4.10	4.00	4.10	3.90	3.90	4.00	4.00	3.60	3.60	3.60	3.50	3.60
1912.....	4.00	4.00	4.10	4.70	4.90	4.50	4.10	3.90	4.40	4.10	4.10	4.70
1913.....	4.40	4.80	5.30	5.30	5.10	4.80	4.70	4.10	4.00	4.20	4.50	4.50
1914.....	4.80	4.70	4.90	5.00	4.80	4.70	4.50	4.10	4.70	4.70	5.00	4.90
1915.....	4.80	5.10	5.40	5.70	5.60	5.30	5.40	5.00	4.80	5.20	5.00	5.20
1916.....	5.30	6.20	6.60	6.60	6.80	6.40	6.50	6.00	6.20	6.10	6.60	7.40
1917.....	8.50	9.00	9.50	9.70	11.00	9.70	8.60	8.40	10.50	11.30	10.00	9.60
1918.....	10.30	10.80	10.90	11.50	11.00	12.60	11.20	11.30	11.20	11.30	10.60	9.30
1919.....	10.00	9.90	11.40	12.20	12.40	10.20	9.20	9.30	8.70	8.60	7.20	8.00
1920.....	9.90	10.50	9.70	10.80	11.40	9.30	7.00	6.90	6.20	6.20	5.90	4.90
1921.....	4.80	3.80	4.50	4.60	5.30	4.70	4.30	4.40	3.60	3.90	3.80	3.80
1922.....	4.40	6.10	7.10	7.10	6.80	5.80	6.00	5.20	5.20	5.10	5.10	6.00
1923.....	6.40	6.40	6.50	6.50	6.60	6.40	6.10	6.20	6.90	6.70	5.30	6.50
1924.....	6.30	6.30	7.00	7.50	7.00	6.60	6.20	6.50	7.00	7.00	7.10	7.30
1925.....	7.80	7.70	8.00	7.50	7.40	6.30	7.30	6.50	6.60	7.20	7.20	8.50

LAMBS

[Dollars per 100 pounds]

1910.....	6.30	6.50	7.00	7.40	7.20	7.40	6.20	5.50	5.60	5.60	5.40	5.20
1911.....	5.30	5.00	5.10	4.90	5.00	5.30	5.30	5.30	5.00	4.90	4.60	4.00
1912.....	5.20	5.30	5.40	6.00	6.50	6.30	5.90	5.50	5.60	5.40	5.70	6.00
1913.....	6.50	7.00	6.90	6.90	6.40	6.40	6.30	6.00	6.20	5.80	6.20	6.30
1914.....	6.40	6.30	6.20	6.40	6.40	6.80	6.70	6.80	6.50	6.30	6.60	6.50
1915.....	6.70	6.90	7.00	7.50	7.60	7.80	7.40	6.90	7.10	7.30	7.10	6.80
1916.....	7.40	8.10	8.60	8.70	8.70	8.90	8.80	8.30	8.80	8.50	9.10	9.80
1917.....	10.90	11.30	11.90	12.10	13.50	13.70	12.90	12.60	14.00	15.00	14.30	13.90
1918.....	14.50	14.20	15.50	15.50	15.50	15.10	15.50	15.00	15.50	13.50	13.30	13.40
1919.....	13.50	14.00	15.70	16.40	15.00	14.20	13.80	14.00	13.00	11.90	12.60	12.90
1920.....	14.30	15.50	15.50	15.10	15.50	14.10	12.70	11.00	10.90	10.10	9.70	8.40
1921.....	8.70	7.30	8.00	7.40	8.20	7.90	8.10	7.90	7.10	6.80	6.80	7.70
1922.....	8.40	10.80	12.10	12.60	11.60	10.30	10.50	9.50	10.30	10.70	11.40	11.80
1923.....	11.00	11.70	10.80	10.90	11.00	12.00	10.90	10.00	10.70	10.50	10.40	10.50
1924.....	10.50	11.00	11.70	12.00	11.80	11.80	11.00	11.00	11.30	11.00	11.30	12.00
1925.....	14.50	14.60	14.30	12.60	12.70	12.20	12.50	12.30	12.60	12.60	12.50	13.50

WOOL (UNWASHED)

[Cents per pound]

1910.....	25	26	26	24	24	20	21	21	20	19	19	19
1911.....	19	19	19	18	16	16	16	17	17	17	17	17
1912.....	17	18	18	18	19	20	20	21	20	20	19	20
1913.....	19	19	20	19	16	17	18	16	17	17	18	18
1914.....	17	17	17	17	18	19	20	20	19	19	18	18
1915.....	18	19	22	23	22	25	25	25	25	26	21	24
1916.....	24	27	26	28	29	31	30	30	30	30	30	29
1917.....	30	30	35	39	43	52	57	50	58	56	55	57
1918.....	50	60	60	60	60	60	61	61	60	59	61	58
1919.....	50	53	51	52	51	49	54	54	52	50	52	51
1920.....	52	54	53	49	50	34	30	27	28	27	21	19
1921.....	10	19	16	17	16	16	14	13	17	17	16	17
1922.....	17	20	20	22	24	31	32	31	30	31	31	32
1923.....	34	34	34	39	37	41	38	30	38	37	35	35
1924.....	35	38	37	35	33	34	32	34	35	34	36	41
1925.....	45	42	42	40	35	35	30	30	30	30	30	40



TABLE 43.—Iowa: Monthly farm price—Continued

HORSES  
[Dollars per head]

Year	Jan.	Feb.	Mar.	Apr.	May	June	July	Aug.	Sept.	Oct.	Nov.	Dec.
1910.....	166	170	170	175	169	178	173	172	173	172	168	165
1911.....	165	163	167	161	166	165	167	157	159	158	155	153
1912.....	153	158	160	163	165	160	163	162	162	160	156	156
1913.....	159	151	163	170	162	164	163	164	160	162	158	159
1914.....	160	157	155	149	155	154	154	149	149	149	140	146
1915.....	145	142	148	150	150	150	145	148	150	149	140	146
1916.....	145	144	144	148	150	149	150	147	149	149	145	146
1917.....	147	149	147	151	150	153	150	152	149	148	151	146
1918.....	142	147	149	148	149	148	148	145	139	139	145	139
1919.....	128	130	130	138	140	141	141	140	128	128	128	125
1920.....	126	135	144	148	148	145	140	136	128	127	120	121
1921.....	118	120	123	114	131	125	109	103	89	101	95	109
1922.....	95	95	93	94	102	97	97	98	100	97	93	98
1923.....	97	100	102	99	105	103	105	100	102	100	95	93
1924.....	80	88	90	92	93	93	94	96	98	98	94	89
1925.....	90	88	93	96	98	100	98	94	90	91	92	89

CHICKENS  
[Cents per pound]

1909.....		9.0	9.0	10.0	10.0	10.0	10.0	10.0	10.0	10.0	9.9	9.9
1910.....	10.2	10.0	10.8	11.0	10.8	10.8	11.1	10.8	10.4	9.8	9.1	8.0
1911.....	8.8	8.8	9.0	9.0	9.0	9.0	9.2	9.4	9.4	8.8	8.0	8.0
1912.....	8.0	9.0	5.3	6.0	9.0	9.4	9.7	10.0	10.2	10.0	9.4	9.4
1913.....	9.0	10.0	10.2	10.4	10.0	10.6	11.2	12.0	11.7	11.5	10.4	10.7
1914.....	10.5	11.0	11.0	11.2	11.7	11.5	11.0	12.0	12.0	10.0	10.5	9.8
1915.....	9.0	10.6	10.7	10.9	11.2	10.4	10.6	11.0	11.4	10.8	10.8	10.5
1916.....	10.0	11.3	11.5	11.7	12.2	12.3	12.7	13.0	13.9	14.1	14.1	14.0
1917.....	14.0	14.8	15.0	16.0	16.2	15.6	15.8	15.2	17.8	17.5	15.5	16.0
1918.....	17.0	19.4	18.8	20.4	19.8	19.4	22.0	23.0	23.4	20.0	19.3	18.0
1919.....	20.5	19.8	21.0	22.5	24.0	23.0	23.0	24.0	23.0	20.0	19.0	19.0
1920.....	20.7	23.4	24.5	25.8	25.3	24.3	25.1	26.0	20.0	21.0	20.0	17.0
1921.....	19.0	22.0	21.0	20.0	19.0	17.0	19.0	21.0	18.0	16.0	16.0	17.0
1922.....	18.0	18.0	18.0	18.0	19.0	17.0	18.0	17.0	17.0	15.0	14.5	15.0
1923.....	15.1	16.7	16.0	17.0	17.0	17.0	18.0	18.0	18.0	19.0	14.4	14.3
1924.....	15.0	16.2	16.8	16.9	17.7	17.5	17.8	18.4	18.3	18.4	17.0	10.7
1925.....	15.5	17.1	18.2	18.9	18.0	18.8	18.9	18.8	18.5	18.0	17.0	18.7

TURKEYS  
[Cents per pound]

Year	Jan.	Oct.	Nov.	Dec.	Year	Jan.	Oct.	Nov.	Dec.
1912.....		12.4	14.2	14.9	1919.....	26.6	23.0	25.0	29.0
1913.....	15.0	13.5	14.5	15.8	1920.....	30.5	31.0	31.0	31.0
1914.....	14.8	13.1	15.0	15.2	1921.....	33.0	23.0	28.0	32.0
1915.....	14.1	12.2	15.2	15.0	1922.....	32.0	23.0	28.5	30.0
1916.....	15.2	17.1	19.0	20.0	1923.....	28.0	23.0	20.2	26.0
1917.....	19.9	19.3	18.3	21.7	1924.....	25.6	23.0	24.8	26.0
1918.....	21.0	21.4	26.0	25.0	1925.....	25.0	25.8	29.3	32.9

EGGS  
[Cents per dozen]

Year	Jan.	Feb.	Mar.	Apr.	May	June	July	Aug.	Sept.	Oct.	Nov.	Dec.
1909.....		22	18	17	18	18	18	18	19	21	24	20
1910.....	25	24	20	18	18	16	15	18	18	21	24	20
1911.....	23	18	14	14	14	12	12	13	16	15	20	26
1912.....	23	20	20	17	16	16	16	16	18	20	24	24
1913.....	22	18	16	15	16	16	14	15	13	21	27	28
1914.....	27	24	21	16	16	16	16	17	21	20	24	29
1915.....	30	20	19	16	16	15	15	15	18	21	27	27
1916.....	28	28	17	18	19	19	19	20	23	28	31	35
1917.....	30	35	24	30	30	29	28	29	34	35	30	42
1918.....	47	44	29	30	30	28	28	32	33	35	41	48
1919.....	53	31	32	30	40	33	35	33	40	49	56	67
1920.....	69	45	37	35	37	34	35	40	46	51	58	63
1921.....	62	27	26	19	17	18	23	28	27	36	48	48
1922.....	26	20	20	20	21	19	18	19	25	32	38	44
1923.....	35	26	23	22	21	18	18	20	27	31	40	41
1924.....	42	31	18	18	19	20	21	25	31	36	41	46
1925.....	46	33	22	24	24	25	26	28	27	35	42	44

TABLE 44.—Iowa: December 1 farm price of crops, 1866-1925<sup>1</sup>

Year	Wheat	Corn	Oats	Barley	Rye	Buck- wheat	Flax- seed	Pota- toes	Sweet pota- toes	Tame hay	Wild hay	Sor- ghum straw
	Cts. per bu.	Cts. per bu.	Cts. per bu.	Cts. per bu.	Cts. per bu.	Cts. per bu.	Cts. per bu.	Cts. per bu.	Cts. per bu.	Dolla. per ton	Dolla. per ton	Cts. per gal.
1866	69	31	27	47	48	70	70	62	47	4.31		
1867	103	30	31	33	74	70		57	47	4.13		
1868	71	28	26	92	63	78		47	175	4.84		
1869	41	40	28	48	41	65		40		4.10		
1870	70.	31	27	57	52	62		47	140	8.91		
1871	86	21	19	41	46	65		34	91	5.48		
1872	75	16	14	37	42	61		19	141	5.28		
1873	73	20	25	07	44	87		61	155	5.76		
1874	59	39	34	60	57	68		45	111	5.83		
1875	63	24	21	46	24	67		21	112	5.04		
1876	52	23	21	41	49	71		73		4.58		
1877	85	24	19	39				37		4.62		
1878	60	16	13	33	35	51		26		3.59		
1879	92	24	23	45	54	69		32	91	4.54		
1880	82	26	23	52	62	73		37	98	6.03		
1881	106	44	34	74	80	93		102		6.63		
1882	70	38	28	48	50	72		38		5.25		
1883	80	32	26	45	43	80		28	110	4.60		
1884	58	23	20	35	38	57		28		4.20		
1885	67	24	22	39	40	68		41	90	4.85		
1886	60	30	23	45	42	62		47	118	5.00		
1887	61	35	24	44	44	67		62	123	7.36		
1888	85	24	20	55	50	60		29	95	4.62		
1889	63	10	10	31	30	55		20	101	4.50		
1890	80	41	38	52	50	63		70		6.75		
1891	61	30	26	12	67	00		22	70	5.50		
1892	60	32	29	40	49	60		75		5.25		
1893	49	27	23	33	41	61		65		6.16		
1894	50	45	28	12	40	75		69	94	7.36		
1895	46	18	14	23	31	50		19	82	6.45		
1896	62	14	12	21	29	46		22	66	3.99		
1897	75	17	16	24	36	49		47	78	4.25		
1898	52	23	21	34	40	48		30		4.05		
1899	55	23	19	31	40	53		23	85	5.30		
1900	59	27	20	37	41	64		37	94	6.80		
1901	60	52	36	47	50	70		94	120	7.67		
1902	55	33	25	36	42	70	105	31	97	6.50		
1903	62	38	29	36	44	71	86	75	110	5.46		
1904	90	33	25	36	60	67	98	28	68	5.36		
1905	71	34	24	30	53	70	86	40	117	5.10		
1906	64	32	27	35	50	76	95	43	100	7.00		
1907	82	43	38	00	64	80	97	55	136	8.00		
1908	88	52	42	51	64	78	110	60	100	5.70		
1909	93	40	35	46	63	85	130	55	92	7.10		58
1910	85	36	27	56	64	83	230	00	105	9.60		62
1911	88	53	41	93	77	90	185	73	110	12.50		63
1912	78	35	27	52	62	75	124	40	108	9.50		63
1913	76	60	34	55	00	91	123	82	150	9.60		66
1914	66	55	41	55	77	77	120	59	127	10.10	8.60	70
1915	87	51	32	40	80	80	150	54	108	8.70	8.90	
1916	150	80	48	91	118	125	215	175	162	6.00	8.65	
1917	199	168	63	117	155	200	275	131	210	10.80	15.10	97
1918	200	122	64	85	147	180	320	133	210	18.20	16.50	135
1919	200	120	64	112	132	169	420	192	250	17.40	16.40	142
1920	140	47	36	63	117	134	180	122	247	16.24	13.60	143
1921	88	30	23	42	73	80	153	140	175	9.30	7.40	166
1922	99	66	35	40	70	125	185	67	140	10.00	8.40	99
1923	89	62	37	52	66	94	210	77	150	12.50	10.30	102
1924	127	63	44	70	162	103	225	55	190	11.40	8.70	110
1925	136	50	32	57	80	90	220	235	230	13.50	10.50	115

<sup>1</sup> These prices are issued by States in December each year and published in supplements to Crops and Markets. Prices for recent years appear in current issues of the Yearbook. The full series for any single State is not available in this form elsewhere.

TABLE 45.—Iowa: January 1 farm values of livestock per head, 1887-1926<sup>1</sup>

Year	Horses		Mules	Milk cows		Other cattle	Sheep	Hogs	Year	Horses		Mules	Milk cows		Other cattle	Sheep	Hogs
	Dolls.	Dolls.	Dolls.	Dolls.	Dolls.	Dolls.	Dolls.	Dolls.		Dolls.	Dolls.	Dolls.	Dolls.	Dolls.	Dolls.	Dolls.	Dolls.
1887	60.58	72.24	23.29	17.76	2.23	3.70	1887	23.94	35.40	28.14	24.99	3.02	5.67				
1888	57.90	60.60	22.45	16.53	1.53	3.20	1888	34.01	39.94	31.95	28.71	3.57	5.89				
1889	65.72	74.34	28.64	20.01	1.33	5.88	1889	38.40	43.12	34.40	31.02	3.70	6.75				
1870	66.78	73.69	28.78	21.25	1.20	6.05	1900	40.84	54.72	34.90	33.47	4.02	6.69				
1871	64.27	75.10	30.99	21.73	1.54	6.46	1801	59.03	63.00	31.87	25.00	3.89	8.00				
1872	60.50	68.29	26.11	19.65	2.02	4.38	1902	65.18	63.69	23.52	23.91	3.85	8.88				
1873	56.91	65.00	25.10	20.80	2.16	3.98	1903	69.69	74.06	30.09	23.10	3.58	8.97				
1874	60.31	67.25	24.09	20.16	2.16	4.38	1904	72.41	72.00	29.09	22.10	3.31	8.39				
1875	57.69	67.03	23.72	19.19	2.27	8.07	1905	74.49	80.05	27.90	19.42	3.80	6.71				
1876	66.04	72.18	33.62	18.36	2.34	7.09	1906	86.31	90.48	29.85	20.77	4.59	7.20				
1877	54.36	70.34	21.84	18.52	2.12	6.70	1907	100.00	108.00	32.00	23.00	5.32	9.50				
1878	54.50	68.88	23.88	18.93	2.24	5.27	1908	96.00	108.00	30.50	21.00	4.97	6.60				
1879	50.87	65.90	21.12	16.96	2.02	3.27	1909	103.00	112.00	34.00	22.50	4.60	8.00				
1880	55.19	70.89	24.20	19.44	2.50	5.36	1910	120.00	123.00	38.00	22.20	5.30	11.30				
1881	63.65	70.19	26.70	21.75	2.92	7.05	1911	121.00	126.00	40.00	24.16	5.07	11.60				
1882	59.15	72.34	27.58	22.90	2.82	6.67	1912	113.00	110.00	40.80	25.00	4.30	9.80				
1883	73.98	91.59	30.85	24.70	2.82	8.02	1913	120.00	124.00	50.39	33.06	5.10	12.00				
1884	76.98	91.69	31.75	26.00	2.78	6.85	1914	118.00	123.00	60.50	39.20	5.80	12.60				
1885	74.35	89.00	30.00	26.23	3.48	5.67	1915	105.00	111.00	67.00	37.50	5.69	11.30				
1886	72.18	86.00	28.80	24.26	3.28	5.07	1916	108.00	110.00	68.50	35.30	6.30	9.30				
1887	78.80	87.13	28.18	22.38	2.40	6.17	1917	107.00	116.00	66.50	43.20	8.88	14.70				
1888	74.81	86.23	27.89	20.35	2.41	6.74	1918	104.00	116.00	76.70	47.50	13.82	24.20				
1889	74.99	85.14	22.92	20.48	2.45	7.64	1919	95.00	113.00	86.00	52.60	13.79	27.50				
1890	70.70	77.98	19.70	18.03	2.80	5.94	1920	93.00	113.00	88.00	48.20	12.19	21.80				
1891	70.05	77.78	18.75	17.55	3.17	4.98	1921	85.00	104.00	62.00	32.70	6.90	14.50				
1892	56.13	73.01	18.77	18.78	3.42	5.85	1922	74.00	84.00	53.00	28.10	5.40	11.00				
1893	64.34	68.90	21.00	19.34	3.60	8.79	1923	80.00	88.00	68.00	35.20	8.40	12.80				
1894	43.73	53.56	25.67	19.70	2.69	8.24	1924	75.00	85.00	60.00	32.60	8.30	10.30				
1895	50.76	49.40	28.80	18.62	2.68	6.57	1925	72.00	83.00	58.00	31.00	11.20	15.00				
1896	28.70	30.13	25.78	21.40	2.48	5.60	1926	74.00	85.00	63.00	34.60	11.80	17.00				

<sup>1</sup> These prices are issued by States in January or February each year and published in supplements to Crops and Markets. Values for recent years appear in current issues of the Yearbook. The early years of the series are available only in the issues in which published at the time, only a few years in any one place.

TABLE 46.—Iowa: January 1 farm values of livestock per head by ages and groups, 1894-1926<sup>1</sup>

Year	Horses			Mules			Cattle			Sheep			
	Under 1 year old	1 and under 2 years	2 years and over	Under 1 year old	1 and under 2 years	2 years and over	Under 1 year old	1 and under 2 years	2 years and over	Under 1 year old	Ewes 1 year and over	Wethers 1 year and over	Rams
	Dolls.	Dolls.	Dolls.	Dolls.	Dolls.	Dolls.	Dolls.	Dolls.	Dolls.	Dolls.	Dolls.	Dolls.	Dolls.
1894	18.22	20.07	53.10	21.73	31.73	62.03	8.04	14.00	26.60	2.11			2.81
1895	12.06	18.70	37.60	15.67	24.04	46.89	7.47	13.19	25.14	1.50			2.32
1896	12.51	18.86	34.63	15.29	22.17	41.63	8.89	15.65	28.70	2.00			2.70
1897	12.72	18.69	34.80	15.81	23.04	40.62	10.95	18.83	32.93	2.34			3.34
1898	16.00	22.75	40.54	18.50	25.90	45.64	13.80	22.75	30.92	2.76			3.85
1899	19.60	20.99	45.18	19.70	28.65	49.10	14.25	24.20	40.29	2.85			4.10
1900	23.70	33.70	50.28	25.25	35.85	62.38	15.40	25.10	43.80	3.20			4.40
1901	26.14	38.34	65.99	27.90	40.65	72.07	13.68	22.40	38.52	3.10			4.26
1902	27.21	40.61	72.44	29.36	43.50	78.87	12.22	20.34	38.73	3.00			4.25
1903	30.10	46.36	76.99	33.93	51.87	83.99	12.65	21.05	35.22	2.92	3.91		4.44
1904	30.91	47.60	80.99	35.00	52.00	81.00	10.90	20.00	35.00	2.78	3.57		4.12
1905	32.25	50.30	82.17	36.86	55.89	90.56	11.45	17.85	28.50	3.17	4.11		4.08
1906	38.50	50.00	95.00	43.00	65.00	102.00	11.60	18.50	31.00	3.75	5.00		5.76
1907	44.00	70.00	110.00	50.00	75.00	122.00	12.00	20.00	36.00	4.30	5.00		6.30
1908	40.00	65.00	110.00	60.00	77.00	122.00	11.50	19.00	32.00	4.00	5.50		6.00
1909	45.00	68.00	114.00	53.00	81.00	129.00	12.80	20.00	34.00	3.60	5.20		5.75
1910	54.00	83.00	132.00	60.00	87.00	138.00	12.70	21.00	32.60	4.30	5.90		6.20
1911	64.00	88.00	133.00	69.00	89.00	142.00	14.00	23.00	35.00	4.00	5.50		6.00
1912	50.00	80.00	124.00	55.00	85.00	135.00	14.00	24.00	38.50	3.60	4.80	4.50	7.90
1913	54.00	85.00	134.00	58.00	91.00	142.00	18.50	32.00	46.00	4.50	5.30	5.00	9.10
1914	55.00	84.00	131.00	61.00	90.00	140.00	23.00	38.00	55.00	4.50	5.50	5.30	9.70
1915	40.00	75.00	117.00	55.00	80.00	128.00	22.00	33.00	54.00	5.00	5.80	5.80	9.00
1916	47.00	73.00	117.00	53.00	79.00	126.00	23.50	37.00	54.00	5.20	6.70	6.40	10.20
1917	48.00	74.00	120.00	55.00	82.00	133.00	26.00	42.50	60.50	7.63	9.20	8.90	14.50
1918	46.00	71.00	116.00	55.00	82.00	133.00	28.00	41.00	69.00	11.50	15.00	13.50	21.00
1919	41.00	64.00	107.00	53.00	80.00	130.00	30.00	45.00	76.00	11.00	16.00	13.60	23.00
1920	37.00	68.00	100.00	57.00	85.00	139.00	28.50	47.00	71.00	10.00	12.00	11.60	21.00
1921	35.00	55.00	91.00	50.00	75.00	125.00	19.00	32.00	50.00	6.40	8.00	6.70	12.80
1922	30.00	46.00	79.00	37.00	56.00	97.00	17.00	28.00	42.00	5.50	5.20	5.40	9.50
1923	32.00	50.00	85.00	39.00	58.00	96.00	21.00	32.60	49.60	8.10	8.40	8.10	12.60
1924	32.00	49.00	73.00	38.00	67.00	95.00	20.00	33.00	46.00	7.60	8.40	8.00	12.50
1925	30.00	46.00	75.00	37.00	54.00	90.00	19.00	31.00	48.00	11.00	11.10	10.00	16.00
1926	32.00	48.00	77.00	39.00	57.00	92.00	21.50	35.00	51.00	10.00	12.30	10.70	16.00

<sup>1</sup> These prices are issued by States in January or February each year and published in supplements to Crops and Markets. They appear for recent years in current issues of the Yearbook. The early years of the series are available elsewhere only in the issues in which they were published at the time.

TABLE 47.—Iowa: Value of farm products per unit by crop-reporting districts, 1924<sup>1</sup>

Item	Unit	District									State price, if any reported
		1	2	3	4	5	6	7	8	9	
<b>Values for 1924:</b>											
Corn, 56 pounds, shelled.	Bushel	Dolls. 0.87	Dolls. 0.84	Dolls. 0.98	Dolls. 0.94	Dolls. 0.94	Dolls. 0.99	Dolls. 1.03	Dolls. 1.04	Dolls. 1.03	Dolls.
Corn cut for silage.	Ton	4.10	5.00	4.50	4.70	5.20	4.90	5.20	6.00	5.40	
Winter wheat	Bushel	1.25	1.30	1.35	1.36	1.31	1.32	1.32	1.27	1.30	
Spring wheat	do	1.30	1.32	1.40	1.25	1.32	1.30	1.31	1.28	1.31	
Oats	do	.41	.41	.48	.44	.43	.47	.49	.50	.46	
Barley	do	.71	.73	.78	.70	.75	.75	.73	.75	.82	
Rye	do	.95	.97	1.08	1.00	.99	.97	1.01	.94	.99	
Flaxseed	do	2.08	2.20	1.01	2.05	2.00	2.00	2.00	2.00	2.00	
Buckwheat	do										1.05
Sorghums for grain	do										1.16
Soy beans, shelled.	do	2.03	2.09	2.64	2.55	2.81	2.82	2.66	2.66	2.30	
Cowpeas, shelled	do										2.30
Tobacco	Pound			.10							.10
Potatoes	Bushel	.53	.48	.57	.61	.60	.74	.63	.70	.87	
Sweet potatoes or yams.	do										1.80
Apples	do	1.02	1.20	1.22	1.14	1.19	1.10	1.14	1.19	1.17	
Peaches	do										2.06
Sugar beets for sugar.	Ton										7.00
Hay, all kinds.	do	10.30	9.20	0.30	9.10	10.30	10.00	9.20	9.80	10.20	
Firewood, cut on farm, 4 by 4 by 8 feet.	Cord	5.10	5.30	5.90	4.80	4.80	5.40	4.70	5.00	4.50	
Milk, whole	Gallon	.16	.16	.15	.18	.19	.16	.18	.18	.20	
Butterfat	Pound	.367	.403	.427	.34	.302	.374	.34	.335	.36	
Cream	Gallon										1.50
Wool	Pound	.36	.35	.36	.37	.38	.38	.38	.38	.38	
Mohair	do										.40
Eggs sold	Dozen	.26	.27	.26	.25	.27	.27	.25	.26	.25	
Chickens mixed	Head	.71	.70	.84	.80	.82	.85	.79	.77	.70	
<b>Values for Jan. 1, 1925:</b>											
Chickens	do	.33	.37	.98	.95	1.01	1.09	.93	.94	.94	
Turkeys	do	3.36	3.24	3.35	4.03	2.69	4.11	2.75	3.15	3.28	
Horses and colts, under 2 years.	do	47.00	43.50	39.00	46.00	45.00	43.00	40.00	30.00	39.00	
Horses, 2 years and over.	do	79.00	70.00	72.00	77.00	79.00	78.00	72.00	63.00	70.00	
Mules and mule colts, under 2 years.	do	54.00	47.00	45.00	52.20	50.50	50.00	50.00	43.00	47.00	
Mules, 2 years and over.	do	96.00	85.00	85.00	93.00	92.00	94.00	92.00	82.00	88.00	
Beef calves, under 1 year.	do	19.80	19.00	19.50	23.00	23.00	22.00	22.80	22.00	22.00	
Beef heifers, 1 year and under 2.	do	28.40	27.00	27.00	30.50	29.00	28.70	30.00	27.00	28.50	
Beef cows and heifers, 2 years and over.	do	47.00	45.30	40.00	46.00	41.30	46.20	45.70	41.10	43.50	
Steers, 1 year and over.	do	35.00	38.00	38.50	40.50	41.80	42.00	42.00	41.00	40.50	
Beef bulls, 1 year and over.	do	58.50	56.00	58.50	53.00	50.50	62.00	55.00	50.00	52.50	
Dairy bulls, 1 year and over.	do	50.00	55.00	53.00	50.00	56.00	58.00	55.00	48.00	49.00	
Dairy calves, under 1 year.	do	16.80	17.00	17.50	18.00	17.60	18.00	18.00	18.00	18.70	
Dairy heifers, 1 year and under 2.	do	31.40	29.00	30.50	33.00	33.00	33.00	32.50	30.80	30.00	
Dairy cows and heifers, 2 years and over.	do	65.00	60.00	59.00	61.00	61.00	58.00	58.00	53.00	54.00	
Lambs, under 1 year.	do	11.70	11.10	9.80	11.00	11.30	10.80	11.00	11.20	10.10	
Ewes, 1 year and over.	do	12.20	12.20	11.40	12.00	12.60	12.20	11.60	11.00	11.80	

<sup>1</sup> These values were especially collected for 1924 and Jan. 1, 1925.

PRICES OF FARM PRODUCTS RECEIVED BY PRODUCERS 123

TABLE 47.—Iowa: Value of farm products per unit by crop-reporting districts, 1924.—Continued

Item	Unit	District									State price, if any reported
		1	2	3	4	5	6	7	8	9	
Values for Jan. 1, 1925—Continued.											
Rams and wethers, 1 year and over.	Head	Dolls. 11.50	Dolls. 11.90	Dolls. 11.20	Dolls. 11.60	Dolls. 12.40	Dolls. 12.10	Dolls. 11.80	Dolls. 12.20	Dolls. 11.50	Dolls. -----
Goats and kids, all ages.	do.	-----	-----	-----	-----	-----	-----	-----	-----	-----	6.00
All pigs, 6 months and under.	do.	8.30	7.00	7.10	7.60	7.50	7.20	7.10	6.50	6.70	-----
Sows and gilts, 6 months and over.	do.	22.00	21.00	20.20	20.60	20.70	20.20	20.80	20.00	21.10	-----
All other hogs, 6 months and over.	do.	18.10	17.80	16.00	17.00	17.30	16.80	16.00	13.00	17.50	-----

TABLE 48.—Iowa: Wages of hired farm labor, 1868-1926<sup>1</sup>

Year and month	Rates per month		Rates per day		Year and month	Rates per month		Rates per day	
	With board	Without board	With board	Without board		With board	Without board	With board	Without board
1866	Dolls. 13.28	Dolls. 19.05	0.81	1.14	1914	Dolls. 30.10	Dolls. 40.00	1.67	2.10
1869	13.12	20.54	.83	1.12	1915	31.30	40.50	1.68	2.15
1874 or 1876	13.03	21.34	.88	1.20	1916	34.10	43.80	1.85	2.32
1877 or 1879	13.82	21.96	.80	1.11	1917	41.00	53.00	2.23	2.78
1879 or 1880	13.74	23.26	.80	1.16	1918	50.00	64.00	2.90	3.55
1880 or 1881	16.38	24.36	.92	1.18	1919	55.00	71.43	3.46	4.24
1881 or 1882	17.95	26.21	.99	1.34	1920	60.35	83.60	4.08	4.89
1884 or 1885	17.00	25.33	.97	1.31	1921	39.60	52.50	2.18	2.74
1887 or 1888	17.34	25.60	.97	1.27	1922	36.80	49.70	2.11	2.67
1889 or 1890	17.00	25.41	.95	1.23	1923	43.30	56.60	2.52	3.12
1891 or 1892	17.75	20.20	.98	1.25	1923: January	35.50	49.00	1.95	2.55
1893	10.46	27.16	1.00	1.20	April	42.00	55.50	2.10	2.75
1894	17.90	25.29	.88	1.17	July	46.24	68.68	2.45	3.11
1895	18.16	25.52	.93	1.17	October	44.00	57.00	2.60	3.35
1898	18.18	25.38	.99	1.27	1924: January	39.50	51.30	2.40	3.00
1899	19.32	27.00	1.11	1.40	April	45.00	57.30	2.30	3.00
1902	22.14	30.31	1.24	1.57	July	45.80	57.15	2.40	3.05
1900	24.60	33.44	1.38	1.74	October	44.20	56.20	2.50	3.10
1909	28.14	36.10	1.53	1.82	1925: January	37.00	50.00	2.20	2.85
1910	23.00	39.00	1.57	1.98	April	47.00	58.25	2.35	3.00
1911	28.30	38.00	1.58	2.01	July	46.25	57.50	2.40	3.05
1912	29.60	39.50	1.66	2.08	October	45.50	57.00	2.50	3.15
1913	30.70	40.20	1.70	2.13	1926: January	37.00	51.00	2.15	2.80

<sup>1</sup> Wages of hired farm labor are now published quarterly as collected in Crops and Markets supplements. Revised averages for the United States were published in the April, 1926, Supplement to Crops and Markets, but the State figures have not been heretofore published as an entire series.

TABLE 49.—Iowa: Farm lands, value per acre, 1912-1926<sup>1</sup>

Year	All farm lands		Plow lands			Year	All farm lands		Plow lands		
	With im- provements	With- out im- provements	Poor	Good	All		With im- provements	With- out im- provements	Poor	Good	All
1912.....	106	83				1920.....	255	205	157	257	210
1913.....	118	95				1921.....	230	185	145	238	200
1914.....	135	99				1922.....	194	152	119	193	163
1915.....	134	103				1923.....	186	148	115	181	153
1916.....	153	125	101	156	135	1924.....	170	133	107	169	143
1917.....	156	123	104	163	140	1925.....	162	125	100	162	135
1918.....	174	145	119	180	154	1926.....	155	120	98	155	131
1919.....	192	158	129	190	169						

<sup>1</sup> The values of all farm lands have been collected from crop correspondents since 1912 and have been drawn on for various purposes, but not previously published as a series by States.  
The values of plow lands have been published as prepared in supplements to Crops and Markets and its predecessors and in the Yearbooks of the department, a few years at a time. The full series to 1926 by States is here published for the first time.

TABLE 50.—Missouri: Monthly farm price<sup>1</sup>

WHEAT

(Cents per bushel)

Year	Jan.	Feb.	Mar.	Apr.	May	June	July	Aug.	Sept.	Oct.	Nov.	Dec.
1908.....	.87	87	88	90	89	87	84	85	86	90	92	94
1909.....	94	100	108	114	124	126	112	99	98	102	105	100
1910.....	110	110	110	106	102	98	96	93	91	90	88	88
1911.....	88	88	86	83	83	82	78	78	82	82	88	88
1912.....	90	92	93	98	104	103	95	92	92	93	92	92
1913.....	94	96	95	95	91	88	78	70	82	84	84	84
1914.....	88	87	86	86	86	78	72	82	94	97	95	103
1915.....	119	134	136	136	118	102	101	100	102	102	101	102
1916.....	116	110	105	104	105	102	100	125	142	156	166	162
1917.....	166	172	183	228	202	241	223	210	212	192	197	108
1918.....	206	200	200	200	198	197	202	208	207	200	200	202
1919.....	206	212	217	227	232	224	212	207	205	205	207	217
1920.....	232	236	232	244	250	260	248	230	224	213	181	164
1921.....	167	166	153	128	122	120	108	102	106	106	100	99
1922.....	100	109	117	118	118	108	98	91	91	98	104	106
1923.....	109	111	112	114	113	104	89	85	92	98	98	100
1924.....	109	102	102	100	90	100	106	119	120	132	132	146
1925.....	171	173	165	153	157	157	142	151	150	150	149	157

BRAN (AS BOUGHT)

(Dollars per ton)

1910.....	24.30	25.10	25.50	25.80	24.70	24.80	23.80	22.30	22.20	21.50	22.00	22.20
1911.....	22.60	22.50	22.60	22.60	23.10	23.30	23.00	22.90	23.40	23.60	23.90	24.90
1912.....	24.90	26.30	26.00	27.60	28.40	28.50	26.50	24.80	24.20	23.60	22.90	22.50
1913.....	22.40	22.90	23.20	22.70	22.70	22.45	22.50	23.30	25.00	25.20	25.00	25.60
1914.....	24.90	25.80	25.50	26.70	26.50	26.25	24.45	24.80	26.00	24.40	24.70	24.20
1915.....	25.50	27.00	26.00	26.20	26.70	25.70	24.70	24.90	23.50	23.40	22.90	22.30
1916.....	23.50	23.50	23.60	23.60	23.50	23.30	23.50	24.40	25.30	26.10	30.30	30.40
1917.....	30.50	32.00	30.10	40.50	39.70	42.20	36.00	39.80	33.50	33.10	36.10	38.40
1918.....	37.70	38.70	38.00	38.30	38.00	37.10	38.70	35.00	35.00	35.00	35.70	34.20
1919.....	47.50	46.50	44.70	46.00	46.60	44.50	43.00	45.70	47.00	43.70	42.00	46.10
1920.....	46.60	47.00	47.50	51.50	55.20	54.00	50.20	52.00	50.40	42.70	49.00	34.00
1921.....	35.00	33.50	31.60	29.40	27.80	27.20	24.00	21.55	20.30	20.35	20.00	22.50
1922.....	26.60	26.80	26.00	26.00	29.00	27.00	25.00	23.50	22.50	24.50	28.50	28.70
1923.....	30.00	30.50	33.10	33.70	34.00	33.00	30.00	27.50	29.80	31.80	33.00	32.00
1924.....	32.00	32.50	32.40	32.00	31.00	27.70	28.00	29.00	29.00	31.00	30.40	32.50
1925.....	35.00	34.00	32.70	31.00	31.00	33.50	31.00	32.70	31.00	30.50	31.80	31.50

<sup>1</sup> These prices are the estimated prices of farm products received by producers on the 15th of the month as currently reported in the supplements to Crops and Markets, monthly, by States; or, in the case of some products for which prior to January, 1924, prices were reported on the 1st of the month, converted to the 15th of the month by averaging the prices reported on the 1st of two successive months. Prices were first collected monthly in 1908, the list being extended from time to time. All the available monthly prices are shown.

TABLE 50.—Missouri: Monthly farm price—Continued

RYE

[Cents per bushel]

Year	Jan.	Feb.	Mar.	Apr.	May	June	July	Aug.	Sept.	Oct.	Nov.	Dec.
1908	70	71	74	78	78	74	74	74	76	76	76	75
1909	74	77	80	82	84	84	82	76	78	83	82	82
1910	80	80	82	80	79	90	80	78	78	80	78	79
1911	75	74	75	74	72	76	80	84	84	84	84	84
1912	85	86	88	90	92	90	86	83	80	76	80	80
1913	78	78	80	78	78	78	74	71	72	75	75	75
1914	73	70	72	72	72	72	68	74	84	88	87	80
1915	94	100	102	103	102	98	92	86	85	85	86	85
1916	86	84	82	86	80	82	84	94	106	116	122	124
1917	120	134	130	150	106	164	172	172	166	166	164	164
1918	165	173	183	191	190	177	163	160	160	157	160	180
1919	162	142	146	152	154	150	148	152	151	150	148	154
1920	158	166	162	170	178	188	183	177	175	172	140	125
1921	125	123	117	106	102	94	87	93	96	94	88	83
1922	80	80	92	91	87	80	79	80	77	78	88	86
1923	80	76	70	80	80	70	71	70	72	72	79	88
1924	90	88	83	83	86	90	90	99	105	115	117	120
1925	125	127	131	110	110	110	120	122	125	127	115	115

CORN

[Cents per bushel]

1908	49	51	54	58	62	68	72	74	70	62	58	58
1909	59	60	64	68	72	75	75	72	68	62	60	60
1910	62	64	66	64	66	68	69	68	64	54	48	43
1911	42	44	44	44	46	52	62	64	60	59	60	60
1912	61	64	67	74	80	81	80	78	72	58	48	46
1913	47	48	49	52	57	61	66	71	78	76	74	74
1914	74	72	73	75	77	78	78	80	80	75	70	68
1915	72	76	76	76	78	90	80	80	74	64	58	58
1916	63	68	70	72	73	74	78	83	84	86	89	90
1917	94	90	107	132	158	196	184	194	166	142	118	123
1918	134	146	150	147	147	146	152	164	170	150	144	146
1919	148	148	148	159	171	179	190	190	180	151	136	142
1920	148	150	154	166	182	190	170	162	136	98	72	64
1921	62	60	60	50	53	58	58	56	50	42	38	42
1922	44	50	57	60	62	64	66	64	62	62	66	71
1923	74	74	75	80	88	90	89	88	87	86	80	75
1924	78	80	79	80	82	85	104	109	110	109	97	104
1925	114	114	112	107	105	110	106	107	98	81	73	69

OATS

[Cents per bushel]

1908	41	44	47	48	48	48	47	46	46	46	45	46
1909	46	48	53	56	56	55	50	43	42	42	43	44
1910	40	48	49	48	48	46	42	36	32	30	31	32
1911	32	32	33	32	34	37	41	42	42	42	44	45
1912	40	50	52	56	56	52	44	34	33	34	34	34
1913	34	34	39	38	40	40	40	42	44	42	44	44
1914	44	46	45	46	46	44	46	40	43	44	44	44
1915	49	54	58	58	56	53	48	42	38	36	36	39
1916	42	46	46	46	45	44	42	40	42	46	51	51
1917	51	60	64	68	72	71	68	60	54	56	58	64
1918	70	76	80	79	75	72	69	68	70	70	70	70
1919	70	68	68	71	74	74	74	72	70	68	70	73
1920	78	82	86	94	100	103	96	72	66	59	51	49
1921	48	46	46	43	42	42	36	29	28	20	30	31
1922	33	37	40	42	42	42	42	40	40	42	43	40
1923	50	52	54	53	54	51	44	38	40	42	44	48
1924	48	52	54	55	50	54	54	52	52	52	53	55
1925	58	58	59	55	63	53	48	45	42	42	44	45

TABLE 50.—Missouri: Monthly farm price—Continued

## KAFIR CORN

[Cents per bushel]

Year	Jan.	Feb.	Mar.	Apr.	May	June	July	Aug.	Sept.	Oct.	Nov.	Dec.
1910.....				115	65	80	68	85	75	80	140	
1917.....				190	250						115	
1918.....	145	220	220						176		160	
1919.....	169			180								
1920.....				175	220	210				195		
1921.....										85		
1922.....	65	100	100	95	100	120	110	100	105	100	85	95
1923.....	120	130	97	106	125	140	160	110	100	100	100	60
1924.....	80	100	100	100	125		185	160	150	130	115	115
1925.....	115	120	152	125	140	140	130	125	125	100	110	85

## APPLES

[Dollars per bushel]

1910.....	0.99	1.12	1.25	1.14	1.22	1.01	0.01	0.54	0.55	0.68	0.80	0.90
1911.....	1.15	1.16	1.30	1.11	1.50	1.15	.77	.66	.69	.65	.58	.83
1912.....	.93	.95	1.00	1.05	1.37	1.00	.62	.50	.48	.45	.45	.60
1913.....	.05	.70	.60	.71	.71	.90	.60	.60	.63	.73	.85	1.00
1914.....	1.00	1.25	1.40	1.45	1.09	1.25	.75	.70	.65	.61	.65	.78
1915.....	.90	1.02	1.03	1.05	1.25	1.00	.62	.49	.51	.50	.51	.60
1916.....	.74	.78	.70	.84	.82	.90	.75	.72	.75	.87	.95	1.02
1917.....	1.20	1.50	1.65	1.80	1.70	.75	.75	.90	.82	.95	1.00	1.05
1918.....	1.30	1.25	1.50	1.45	1.70	2.00	1.25	1.20	1.35	1.50	1.55	1.70
1919.....	1.90	2.10	2.40	2.80	3.10		1.20	1.30	1.30	1.40	1.70	2.00
1920.....	2.20	2.40	2.20	2.70	3.00		1.80	1.50	1.49	1.55	1.55	1.65
1921.....	1.80	1.90	1.60	2.05	2.40	2.45	2.00	2.20	2.70	2.50	2.60	2.80
1922.....	2.55	2.75	2.60	3.20	2.50	1.95	1.65	.80	.75	.75	.80	1.00
1923.....	1.10	1.26	1.25	1.32	1.40	1.50	1.15	1.00	.90	.90	.95	1.05
1924.....	1.10	1.20	1.25	1.35	1.45	1.40	1.40	.90	.90	1.00	1.09	1.40
1925.....	1.70	1.75	1.70	1.43	1.72	2.00	1.40	1.20	1.15	1.14	1.25	1.38

[Dollars per barrel]

1914.....								1.91	1.90	2.00	1.90	2.30
1915.....	2.55	2.80	2.75	3.00	3.10			1.57	1.35	1.60	1.85	1.85
1916.....	2.20	2.20	2.35	2.25	2.50	2.20	2.20	2.36	2.20	2.55	2.90	2.88
1917.....	3.50	3.30	4.70	4.50	4.50		3.25	2.35	2.40	2.50	3.35	2.90
1918.....	3.25	3.50	4.00	4.10					4.00	4.30	5.00	5.00
1919.....	5.00	5.60	8.00	8.20	10.50		3.30	3.50	4.40	4.80	5.10	6.20
1920.....	6.90	7.30	6.70	8.25	6.40		5.50	4.50	4.29	4.90	4.80	5.20
1921.....	5.55	5.00	5.00	5.40	5.85	7.30	6.50	6.80	8.00	7.90	7.50	6.80
1922.....	7.25	7.40	8.00	8.00	7.40	6.90	2.95	1.95	1.90	2.30	2.90	3.25
1923.....	3.50	4.00	3.60	4.20	4.40	4.50	4.50	3.00	2.85	3.00	3.10	3.50
1924.....	3.40	3.70	4.00	4.00	4.20	3.60	2.75	3.00	2.75	3.00	4.40	4.50
1925.....	5.20	5.50	5.60	4.10	5.10	6.00	3.80	4.00	3.75	3.80	3.90	4.40

## PEACHES

[Dollars per bushel]

Year	July	Aug.	Sept.	Oct.	Year	July	Aug.	Sept.	Oct.
1910.....		1.15	1.08	1.18	1918.....			3.30	2.10
1911.....	1.25	1.11	.98	.90	1919.....	1.70	1.90	2.60	2.60
1912.....	1.27	1.29	1.07	1.00	1920.....	2.00	2.50	2.54	2.35
1913.....	.99	.95	.93	.80	1922.....		1.15	1.10	1.10
1914.....	1.20	1.10	.90	.90	1923.....	1.66	1.90	1.74	1.80
1915.....	.88	.85	.85	1.05	1924.....		1.35	1.40	2.00
1916.....	.95	1.20	1.05	1.25	1925.....	2.28	1.80	1.90	1.00
1917.....	1.40	1.66	1.36	1.95					



TABLE 50.—Missouri: Monthly farm price—Continued

PEARS

[Dollars per bushel]

Year	Aug.	Sept.	Oct.	Nov.	Dec.	Year	Aug.	Sept.	Oct.	Nov.	Dec.
1910		1.23	1.30	1.21	1.60	1918		1.90	1.50	1.90	
1911	1.34	1.28	1.15	1.15	1.02	1919	1.70	1.80	1.60	1.40	
1912	1.12	.98	.80	.85	.90	1920	2.09	1.60	1.65	1.50	1.85
1913	1.10	1.15	1.13	1.20	1.25	1921	1.15		1.00	1.05	
1914	1.30	1.00	.94	.85	1.00	1922	1.70	1.18	1.00	.95	1.00
1915	.90	.85	.90	.80	.90	1924	1.55	1.25	1.10	1.06	
1916	1.15	1.05	.98	1.05	1.20	1925	1.60	1.40	1.20	1.13	
1917	1.50	1.30	1.25	1.25							

GRAPES

[Cents per pound]

1910		3.3	3.6	3.9		1918		5.4	8.2		
1911	3.0	3.0	3.6	3.5	3.0	1919	5.0	5.0	5.0	10.0	
1912	3.0	2.4	2.8	3.0	4.7	1920	4.7	5.0	5.0	5.0	6.0
1913	3.4	3.1	3.2	2.5		1921	5.0		5.0		
1914	3.5	2.9	3.7			1922	3.5		3.2		
1915	3.2	2.8	3.6	3.6		1923	4.7	3.1			7.2
1916	3.3	3.0	3.8			1924	4.0	3.7	3.5	4.8	
1917	5.0	3.5	4.0	4.0		1925	4.0	4.0	5.3		

GARBAGE

[Dollars per 100 pounds]

Year	Jan.	Feb.	Mar.	Apr.	May	June	July	Aug.	Sept.	Oct.	Nov.	Dec.
1910	2.59	3.34	3.34	3.30	2.00	2.65	2.12	1.56	1.77	1.90	1.90	1.90
1911	2.50	1.98	1.50	1.45	1.37	2.58	3.62	3.00	3.02	2.25	1.97	2.60
1912	2.50	3.40	3.00	4.50	3.73	2.50	2.23	1.89	1.91	1.75	1.75	1.82
1913	2.00	1.60	1.00	1.70	2.10	2.50	2.68	3.21	3.30	2.80	2.45	2.55
1914	2.50	3.00	3.10	2.85	3.16	2.85	2.80	3.25	2.40	1.80	1.70	2.00
1915	2.25	2.49	2.50	2.60	3.45	2.05	2.10	1.72	1.50	1.50	1.30	1.60
1916	1.70	1.70	2.00	2.10	3.00	3.00	2.50	2.30	2.10	2.40	2.40	2.60
1917	4.20	6.40	7.30	8.60	8.50	6.60	3.30	3.40	4.10	3.50	3.00	3.85
1918	3.25	3.05	4.10	4.00	4.00	4.10	3.50	3.40	3.50	3.50	3.00	2.90
1919	3.00	3.10	3.85	5.00	5.30	3.00	3.40	3.20	3.50	3.50	3.30	3.80
1920	4.50	6.10	6.10	6.30	5.30	4.00	4.20	3.40	2.74	2.55	2.50	2.50
1921	2.05	2.65	3.00	3.45	3.20	4.00	2.85	3.20	3.75	3.85	3.85	3.85
1922	4.25	4.50	4.20	4.45	4.75	4.30	3.50	2.80	2.90	2.70	2.25	2.50
1923	2.00	3.00	4.40	4.70	5.00	4.00	3.45	3.10	2.75	2.65	2.45	2.50
1924	3.00	3.50	3.60	4.00	4.30	4.00	3.40	2.45	2.40	2.60	2.30	2.50
1925	2.90	3.00	3.60	3.30	2.60	3.10	3.00	3.00	3.00	2.03	2.80	4.00

ONIONS

[Cents per bushel]

1910	106	110	105	103	95	102	98		86	63	63	69
1911	103	101	106	102	112	115	120	124	141	130	130	149
1912	125	145	178	220	205	145	99	95	04	02	03	96
1913	100	100	94	93	106	100	100	102	120	130	130	130
1914	140	105	165	180	160	143	135	150	140	125	130	125
1915	120	125	130	130	125	110	92	90	83	90	100	03
1916	105	125	110	125	130	120	120	121	120	138	165	165
1917	160	340	550	500	500	230	180	145	130	150	160	150
1918	170	100	150	130	140	145	160	140	150	165	170	160
1919	160	160	210	230	210	190	160	180	190	190	190	200
1920	220	300	310	350	350	270	190	190	144	165	160	160
1921	140	145	135	125	135	145	135	130	100	100	100	100
1922	265	320	335	390	230	275	170	195	175	155	165	175
1923	180	170	187	230	250	200	185	170	150	170	180	200
1924	200	250	230	230	265	210	210	180	150	165	162	180
1925	225	200	230	300	300	300	240	220	200	200	210	220

TABLE 50.—*Missouri: Monthly farm price—Continued*

POTATOES

[Cents per bushel]

Year	Jan.	Feb.	Mar.	Apr.	May	June	July	Aug.	Sept.	Oct.	Nov.	Dec.
1908	77	79	82	82	82	86	82	71	68	70	72	75
1909	78	83	91	100	104	98	78	66	68	70	68	69
1910	72	74	72	66	62	51	62	60	66	68	66	68
1911	70	71	72	74	78	140	199	181	138	114	100	101
1912	108	119	135	159	160	139	101	68	68	68	68	73
1913	74	72	72	74	76	81	85	92	100	98	94	94
1914	96	96	98	100	103	110	118	113	100	88	76	74
1915	78	80	82	86	86	84	72	57	54	56	50	66
1916	83	101	108	107	110	118	105	98	122	144	156	178
1917	196	235	284	306	318	282	201	143	130	132	136	142
1918	147	148	145	122	107	122	136	154	168	164	156	149
1919	148	150	148	143	154	166	168	171	179	181	182	196
1920	230	264	326	412	462	460	344	239	188	166	152	144
1921	138	132	125	128	122	122	121	126	146	160	139	138
1922	137	147	165	150	146	150	138	118	106	96	92	94
1923	100	98	101	114	121	126	104	92	94	90	87	95
1924	100	105	110	110	115	130	135	105	84	82	80	90
1925 c.	105	100	93	91	96	120	139	142	161	154	220	249

SWEET POTATOES

[Cents per bushel]

1910	90	104	104	96	94	96	81	91	99	87	90
1911	89	95	110	118	104	125	127	120	134	115	105
1912	130	125	150	180	182	149	115	120	115	100	99
1913	106	118	129	150	150	100	100	120	130	115	110
1914	120	140	135	130	160	100	120	122	122	105	96
1915	115	110	115	130	140	120	114	100	85	85	82
1916	100	105	115	125	115	100	100	120	118	120	135
1917	140	170	200	220	250	180	160	145	150	140	140
1918	160	160	170	185	185	155	135	205	205	175	180
1919	100	200	240	250	300	230	240	170	200	170	170
1920	190	210	250	250	300	280	210	240	210	150	145
1921	150	140	160	185	160	200	170	160	180	140	110
1922	135	145	145	165	155	155	140	140	135	100	105
1923	120	130	137	155	160	170	150	160	153	120	115
1924	134	150	170	165	175	125	135	160	160	120	140
1925	190	188	176	240	193	157	230	190	190	180	139

TOMATOES

[Cents per bushel]

Year	July	Aug.	Sept.	Oct.	Year	July	Aug.	Sept.	Oct.
1912	110	72	54	62	1919	240	150	140	120
1913	120	100	80	90	1920	310	160	140	95
1914	115	195	70	75	1921	300	130	115	115
1915	92	75	75	80	1923	146	110	100	110
1916	79	100	102	91	1924	140	140	110	100
1917	109	110	100	79	1925	259	115	92	102
1918	240	160	125	85					

TURNIPS

[Cents per bushel]

Year	Jan.	Feb.	Nov.	Dec.	Year	Jan.	Feb.	Nov.	Dec.
1912			35	40	1919	60	80	80	80
1913	40	42	51	51	1921	90	100	50	50
1914	50	62	35	40	1921	50	55	55	55
1915	40	41	36	40	1922	55	55	55	50
1916	41	42	55	55	1923	55	58	55	60
1917	60	90	50	60	1924	68	65	53	60
1918	65	60	61	70	1925	75	60	70	74

TABLE 50.—Missouri: Monthly farm price—Continued

BEANS, DRY  
[Dollars per bushel]

Year	Jan.	Feb.	Mar.	Apr.	May	June	July	Aug.	Sept.	Oct.	Nov.	Dec.
1910										2.47	2.40	2.62
1911	2.78	2.50	2.49	2.55	2.50	2.54	2.71	2.50	2.70	2.55	2.67	2.79
1912	2.81	3.00	2.83	3.00	2.90	3.02	2.60	2.53	2.85	2.79	2.87	2.75
1913	2.60	2.70	2.80	2.62	2.85	2.47	2.85	2.70	2.65	2.88	2.71	2.75
1914	2.55	2.70	2.70	2.75	2.72	2.48	2.60	2.90	2.75	2.85	2.65	2.80
1915	2.91	3.03	3.33	3.29	3.02	2.98	3.03	2.98	2.90	2.96	3.45	3.73
1916	3.66	3.76	3.88	3.81	3.85	4.15	6.01	4.75	4.90	5.50	6.10	6.25
1917	6.10	6.30	7.00	8.90	10.20	8.50	9.80	7.00	6.70	8.06	8.25	8.00
1918	8.35	7.80	8.25	7.40	8.25	7.50	7.45	8.20	7.40	7.20	7.00	7.00
1919	7.00	6.70	6.10	5.60	5.80	5.60	5.60	5.70	5.50	5.70	5.80	6.50
1920	5.80	5.80	5.30	5.70	5.70	5.70	5.80	5.80	4.62	4.20	4.00	4.00
1921	3.90	4.00	3.85	3.50	3.40	3.40	3.05	3.05	3.25	3.30	3.15	3.35
1922	3.40	3.65	3.70	4.25	4.15	4.30	4.75	4.15	4.60	4.20	4.85	4.70
1923	5.70	5.40	5.20	5.30	5.30	5.50	5.20	5.00	4.50	5.08	5.30	5.00
1924	4.80	5.00	5.00	4.80	4.70	4.50	4.45	4.70	4.50	4.50	4.50	5.00
1925	4.90	5.00	4.20	4.50	4.70	5.20	5.00	5.00	5.50	4.00	3.70	4.10

SOY BEANS  
[Dollars per bushel]

Year	Jan.	Feb.	Oct.	Nov.	Dec.	Year	Jan.	Feb.	Oct.	Nov.	Dec.
1913				3.00	2.60	1920	5.00		2.55	2.50	4.00
1914	2.60	2.85		2.50	1.50	1921	3.50	3.20	2.65	2.50	2.50
1915	2.77	2.58		2.68	2.98	1922	2.20	2.70	2.30	2.05	2.25
1916	3.38	2.26		3.00		1923	2.35	2.50	2.30	2.00	2.20
1917				4.75		1924	2.40	2.50	2.50	2.25	2.35
1918				3.50		1925	2.35	2.80	2.50	2.50	2.00

COWPEAS  
[Dollars per bushel]

Year	Jan.	Feb.	Mar.	Apr.	May	June	July	Aug.	Sept.	Oct.	Nov.	Dec.
1915			2.13	2.32	2.22	2.47	2.13	2.50	1.55	1.74	1.50	1.65
1916	2.03	2.07	1.90	2.00	1.91	1.75	2.00	2.10	2.40	1.70	2.00	2.10
1917	2.40	2.45	2.75	3.00	3.60	3.40	3.00	3.15	2.45	2.70	2.75	2.60
1918	2.65	3.20	3.30	3.20	2.90	2.30	2.60	3.25	2.25	2.20	2.80	2.50
1919		2.90	3.10	3.40	3.90	3.90	4.40	3.70	3.40	3.10	3.40	3.20
1920	3.10	3.60	3.90	4.10	4.30	5.30		6.00	3.50	2.25	2.00	2.50
1921	2.90	2.25	2.75	2.55	2.70	3.00	2.90	2.55	2.30	2.35	2.20	2.20
1922	2.10	2.35	2.25	2.40	2.35	2.55	2.50	2.20	2.35	2.00	2.00	2.15
1923	2.20	2.25	2.42	2.55	2.70	2.82	2.60	2.60	2.50	2.30	2.20	2.40
1924	2.50	2.40	2.50	2.60	3.20	3.25	3.45	3.25	2.80	2.60	2.30	2.50
1925	2.40	3.00	3.40	3.30	3.70	3.80	3.80	3.30	2.55	2.50	2.60	2.41

BROOMCORN  
[Dollars per ton]

1910	160	188	200	225	200	175	200	135	100	115	103	100
1911	90	97	78	80	80	75	75	60	72	78	75	110
1912	105	121	92	115	125	105	95	90	90	90	82	127
1913	72	80	72	90	75	75	70	70	80	70	120	95
1914	72	95	90	90	80	90	90	90		88	80	
1915	80	74				85	85	90		90	85	90
1916	154											
1917											332	
1918			315						450	400	312	
1919				210	195				220	215		200
1920	205								150	150	145	200
1921	150	126	125	125	125	135	135	125	125	125	125	140
1922	125	125	125	125	125	125	125	125	125	150	225	125
1923	200		217	200	225	270	300	225	200	185	188	200
1924	210	185	190	170	175	170	160	170	175	175	160	150
1925	125		150	90	75	75	80	100	140	235	220	200

TABLE 50.—Missouri: Monthly farm price—Continued

COTTON

[Cents per pound]

Year	Jan.	Feb.	Mar.	Apr.	May	June	July	Aug.	Sept.	Oct.	Nov.	Dec.
1908	10.2	10.6	10.1	9.6	10.0	10.4	10.6	9.8	9.0	8.8	8.6	8.8
1909	8.6	8.8	9.0	9.2	9.2	9.2	9.6	10.0	11.0	12.4	13.2	13.8
1910	14.0	14.1	13.6	12.4	12.6	12.7	12.2	12.5	13.1	13.0	12.8	13.5
1911	13.8	12.9	12.6	13.0	13.5	13.4	12.3	11.7	11.2	9.8	9.2	8.8
1912	8.8	8.8	8.9	9.0	9.2	9.2	10.8	10.2	10.2	10.2	10.2	11.2
1913	11.5	10.5	9.2	9.5	9.2	9.2	9.2	10.3	12.2	12.2	11.5	11.2
1914	11.0	11.8	11.0	11.6	11.8	12.0	12.0	10.9	8.0	7.1	6.4	6.4
1915	6.6	7.0	7.0	7.5	8.0	8.0	8.1	8.4	9.6	11.3	11.4	10.8
1916	11.0	10.1	9.8	10.9	11.1	11.0	11.6	12.1	13.5	16.5	18.5	18.0
1917	10.8	10.0	15.8	15.0	17.2	20.0	21.3	22.7	23.8	26.4	27.8	28.5
1918	28.1	24.2	21.8	32.5	20.0	27.0	26.0	22.7	23.8	26.4	27.8	28.5
1919	32.8	32.0	32.0	33.0	22.1	22.1	22.1	22.1	29.2	29.8	32.0	33.4
1920	9.0	9.2	9.0	8.2	8.4	8.8	9.2	10.5	14.8	17.0	15.6	16.2
1921	15.6	14.6	14.6	15.2	16.6	18.4	19.8	21.4	20.4	20.6	21.8	21.5
1922	21.6	21.6	21.6	21.6	21.6	21.6	21.6	21.6	21.6	21.6	21.6	21.6
1923	30.0	29.5	29.5	29.5	29.5	29.5	29.5	29.5	29.5	29.5	29.5	30.4
1924	22.7	22.0	22.0	22.0	22.0	24.0	24.0	24.0	25.0	22.8	24.0	21.4
1925												

COTTONSEED

[Dollars per ton]

1910	24.00	23.67	36.50	29.70	27.80	30.00	28.30	28.00	20.00	28.00	22.60	24.80
1911	22.80	17.50	25.00	26.20	22.00	22.00	28.00	28.00	27.00	22.00	22.60	22.00
1912	24.30	23.20	23.50	24.60	27.50	26.30	27.00	24.00	21.50	19.70	22.70	22.00
1913	25.00	24.00	24.00	26.00	26.00	28.00	25.00	24.00	24.00	17.60	20.00	21.00
1914	24.30	26.80	26.70	26.00	29.50	29.00	25.00	24.00	24.00	18.00	20.00	25.00
1915	34.00	38.50	32.50	32.00	32.00	32.00	30.00	30.00	28.00	27.00	27.00	27.00
1916	67.00	65.00	55.00	55.00	55.00	55.00	55.00	55.00	55.00	55.00	55.00	55.00
1917	69.00	69.00	69.00	69.00	69.00	69.00	69.00	69.00	69.00	69.00	69.00	69.00
1918	65.00	65.00	65.00	65.00	65.00	65.00	65.00	65.00	65.00	65.00	65.00	65.00
1919	65.00	65.00	65.00	65.00	65.00	65.00	65.00	65.00	65.00	65.00	65.00	65.00
1920	76.00	76.00	76.00	76.00	76.00	76.00	76.00	76.00	76.00	76.00	76.00	76.00
1921	20.00	22.00	23.00	20.00	19.00	14.00	15.00	20.00	33.00	30.00	25.00	19.00
1922	31.00	35.00	39.00	38.80	43.00	45.00	45.00	45.00	40.00	32.00	30.50	29.00
1923	36.00	40.00	40.00	50.00	55.00	51.00	50.00	43.00	45.00	35.00	35.00	36.00
1924	52.00	52.00	50.00	60.00	60.00	55.00	55.00	55.00	43.00	45.00	55.00	55.00
1925	42.00	43.00	45.00	45.00	45.00	40.00	40.00	42.00	35.00	35.00	36.00	36.00

COTTONSEED MEAL (AS BOUGHT)

[Dollars per ton]

1910	33.14	33.00	33.80	32.80	32.00	31.70	30.30	32.30	31.70	29.70	29.50	29.80
1911	29.80	28.00	29.30	28.50	27.70	28.40	28.60	28.50	28.50	26.30	26.30	28.80
1912	29.60	31.80	31.60	30.30	30.50	30.20	30.40	30.00	30.80	28.10	28.30	29.70
1913	29.50	29.00	29.00	28.90	29.70	29.30	29.00	29.50	31.00	31.70	31.00	31.50
1914	30.40	31.00	30.70	30.40	30.90	30.30	30.60	30.60	30.60	28.00	29.30	28.30
1915	29.40	29.90	30.20	29.40	30.30	31.30	29.30	30.50	31.20	30.00	33.10	34.00
1916	33.60	34.80	34.00	33.70	30.50	33.50	33.20	33.00	33.20	33.00	39.70	42.20
1917	40.00	43.10	42.10	44.60	45.70	44.70	41.70	47.50	45.70	46.70	56.80	53.30
1918	58.10	57.70	59.60	55.30	54.00	60.70	61.00	61.00	60.00	63.00	66.00	65.00
1919	63.60	63.50	65.50	65.10	65.00	66.80	67.20	64.30	73.00	69.00	70.00	69.70
1920	79.20	82.40	81.80	78.50	77.90	77.70	77.60	71.20	61.00	59.30	51.50	44.10
1921	41.30	35.80	38.20	36.25	38.90	36.50	37.50	39.45	42.10	43.00	42.00	47.60
1922	46.80	46.00	48.30	50.00	55.00	51.00	45.80	50.10	45.80	43.70	52.00	50.00
1923	51.00	55.00	55.60	55.90	52.50	53.60	53.10	52.50	53.10	52.00	53.30	53.00
1924	54.00	55.00	64.50	54.00	54.00	62.00	50.00	53.00	53.00	53.00	60.00	62.00
1925	52.00	60.00	48.10	48.80	48.80	46.00	48.00	50.00	53.00	47.00	47.40	44.30

TABLE 50.—Missouri: Monthly farm price—Continued

HAY (LOOSE)

[Dollars per ton]

Year	Jan.	Feb.	Mar.	Apr.	May	June	July	Aug.	Sept.	Oct.	Nov.	Dec.
1908	8.39	8.18	8.10	8.25	8.25	8.18	7.08	7.25	7.28	7.10	6.05	7.25
1909	7.38	7.25	7.72	8.32	8.48	8.45	8.05	7.70	7.90	8.20	8.30	8.50
1910	9.40	10.05	10.26	10.10	9.85	9.95	9.20	8.50	8.70	9.05	9.20	9.00
1911	8.70	8.45	8.25	8.20	8.30	10.40	13.85	14.40	13.20	13.35	13.55	13.40
1912	14.10	14.80	16.00	17.70	17.95	19.15	12.45	10.15	10.05	9.85	0.75	10.00
1913	10.25	10.10	9.05	9.55	0.75	10.20	10.95	12.25	13.55	13.90	14.20	14.35
1914	14.10	14.20	14.30	14.35	14.90	15.15	14.05	14.50	14.40	14.35	13.80	14.05
1915	14.55	14.50	14.55	14.55	14.45	14.05	12.00	9.90	9.20	9.00	8.85	8.50
1916	8.90	9.10	9.00	9.15	8.70	8.75	8.75	8.35	8.50	8.90	9.30	9.05
1917	10.15	10.40	10.90	12.15	13.40	13.90	13.55	13.00	13.65	14.85	16.40	18.20
1918	18.56	18.80	18.70	16.95	15.90	15.00	15.85	17.35	19.45	20.15	20.10	20.35
1919	20.50	20.15	20.60	22.20	22.40	22.25	20.95	19.25	18.55	18.15	18.85	10.85
1920	20.68	20.35	20.15	21.25	21.80	21.15	10.80	18.40	17.95	16.85	15.65	15.35
1921	14.65	13.50	12.75	12.70	12.35	11.70	10.55	9.95	9.80	9.35	9.50	9.55
1922	9.45	9.55	9.70	10.20	10.45	10.25	9.95	9.65	9.95	10.20	10.75	11.00
1923	11.10	11.75	11.70	11.95	12.75	12.50	11.40	10.75	10.60	11.05	11.70	12.20
1924	13.30	13.00	13.60	12.90	12.70	13.20	13.60	12.60	12.65	11.80	11.80	11.20
1925	12.10	12.30	11.40	10.90	10.80	9.70	10.70	11.30	11.50	11.80	12.30	11.00

ALFALFA HAY

[Dollars per ton]

1914										15.00	15.00	14.70
1915	15.20	15.30	15.80	16.00	15.40	14.50	12.30	11.30	12.00	10.40	11.30	11.20
1916	11.20	11.00	10.10	10.50	10.70	11.20	10.60	10.60	10.20	11.05	11.15	13.00
1917	13.10	13.20	13.70	16.00	17.00	15.60	13.80	15.50	16.40	18.30	22.00	23.60
1918	25.00	23.20	22.20	20.40	17.00	18.00	17.70	22.20	25.00	23.50	24.30	23.20
1919	25.50	23.80	24.60	27.50	28.10	23.40	19.90	21.20	24.30	22.80	20.00	20.10
1920	26.00	24.80	25.60	28.10	28.50	25.68	21.30	23.40	21.00	20.60	20.00	20.00
1921	19.40	18.90	16.50	15.60	15.20	16.00	14.20	14.00	12.50	12.20	12.50	13.60
1922	13.90	14.50	14.00	15.20	14.90	12.50	12.20	12.80	12.30	14.00	10.00	16.50
1923	18.70	18.40	18.90	15.30	10.50	16.00	14.20	13.40	14.00	16.00	17.90	18.00
1924	17.50	18.00	15.00	18.20	17.50	18.00	15.20	15.50	16.60	15.70	15.00	17.00
1925	17.50	16.50	14.10	14.80	15.10	14.30	15.50	15.00	16.00	15.40	15.60	15.50

CLOVER HAY

[Dollars per ton]

1914										13.20	13.80	14.00
1915	13.60	14.50	14.20	14.40	14.60	13.30	11.40	9.40	9.70	8.50	9.00	9.10
1916	9.00	9.30	8.80	9.00	9.30	9.70	9.10	9.10	9.30	9.05	9.85	11.00
1917	11.00	12.00	12.20	13.00	14.10	14.00	12.30	13.60	14.00	15.40	18.10	19.70
1918	21.30	20.80	20.50	17.70	15.70	15.90	16.00	19.30	21.00	20.10	21.40	21.40
1919	21.00	22.00	22.10	24.30	25.10	23.40	20.40	19.00	20.50	20.90	20.50	22.30
1920	22.70	22.90	22.90	24.50	25.20	23.70	20.10	20.00	19.10	17.00	19.00	18.00
1921	17.40	16.40	10.00	14.60	14.40	14.60	12.30	12.50	10.70	11.00	11.00	11.80
1922	11.90	11.70	11.80	12.50	12.50	11.60	10.70	11.10	10.90	12.50	13.50	13.90
1923	14.20	14.70	13.90	14.00	15.00	15.00	14.60	12.30	12.30	13.30	14.50	15.00
1924	15.00	15.20	16.00	16.00	16.50	15.80	14.90	14.10	14.40	14.00	13.00	14.70
1925	14.00	14.20	13.90	13.70	13.00	13.80	13.20	14.70	13.50	12.80	13.60	13.90

TIMOTHY HAY

[Dollars per ton]

1914										14.30	14.80	14.70
1915	14.90	15.10	15.40	15.20	15.50	14.00	12.00	9.70	9.90	9.10	9.20	9.40
1916	9.40	9.60	9.40	9.40	9.60	10.00	9.67	9.60	9.30	9.25	10.15	10.70
1917	10.50	11.80	11.90	13.40	14.90	14.00	13.40	13.80	14.60	15.40	18.00	20.40
1918	21.50	21.40	20.30	18.70	17.20	16.70	19.70	19.70	21.00	21.20	21.70	21.00
1919	22.00	22.00	21.00	24.30	25.10	23.80	20.30	20.00	21.00	20.30	20.00	21.30
1920	21.90	22.20	22.80	24.20	25.10	24.60	20.00	20.80	19.70	18.40	18.60	17.90
1921	17.00	16.00	14.90	14.20	13.50	14.30	11.70	11.50	10.10	10.30	10.30	10.80
1922	19.00	10.60	10.60	11.40	11.40	11.30	10.20	11.00	11.00	12.00	13.50	13.50
1923	13.20	12.40	12.80	13.00	14.60	14.40	13.80	12.20	12.00	13.00	13.80	14.50
1924	14.80	15.30	15.40	15.00	15.00	15.60	14.90	13.25	13.10	13.00	12.60	12.50
1925	13.00	12.50	12.60	11.70	11.90	11.00	11.00	11.00	13.00	12.10	13.80	12.60

TABLE 50.—Missouri: Monthly farm price—Continued

PRAIRIE HAY

[Dollars per ton]

Year	Jan.	Feb.	Mar.	Apr.	May	June	July	Aug.	Sept.	Oct.	Nov.	Dec.
1914										11.00	11.20	10.50
1915	11.30	11.70	12.00	12.10	12.10	10.90	9.00	7.00	7.60	7.20	8.50	7.30
1916	8.90	7.40	6.00	7.50	7.30	8.10	6.80	7.00	7.80	6.35	7.40	8.30
1917	7.90	8.40	9.00	11.10	12.00	11.40	10.00	16.80	11.80	11.80	13.90	14.20
1918	10.00	15.60	14.70	14.40	12.90	13.70	11.90	14.70	17.50	18.00	17.00	17.50
1919	10.00	18.00	19.10	20.10	20.70	20.10	16.70	13.60	13.10	15.40	16.80	17.50
1920	17.20	18.70	18.50	18.50	18.70	15.80	14.40	13.40	12.80	11.80	12.00	12.00
1921	11.45	12.00	10.00	9.00	8.90	9.60	8.20	7.40	6.70	6.60	6.70	7.00
1922	7.00	7.00	7.00	8.00	7.60	7.40	8.00	7.70	7.90	6.30	9.60	70.20
1923	11.30	9.70	16.50	10.80	12.60	12.50	11.50	10.00	9.00	9.50	10.50	11.00
1924	11.00	12.00	12.00	11.50	9.00	12.00	10.70	9.00	9.00	10.00	10.50	10.00
1925	11.00	10.00	8.30	7.30	8.70	7.00	7.50	9.00	8.80	8.80	10.10	9.20

MAPLE SUGAR

[Cents per pound]

Year	Feb.	Mar.	Apr.	May	June	Year	Feb.	Mar.	Apr.	May	June
1914		16.0	21.0	18.0	19.0	1920	34.0	37.0	39.0	42.0	38.0
1915	17.5	20.0	17.7	19.8	18.0	1921		35.0	30.0	34.0	50.0
1916	19.5	18.0	18.0	17.0	18.0	1922	30.0	30.0	35.0	35.0	30.0
1917		19.0	23.0			1923	24.0	23.0	28.0	22.0	17.0
1918	21.0	23.0	25.0	25.0		1924		34.0	35.0		
1919	30.0	31.0	32.0	35.0		1925		40.0	32.0	32.5	30.0

MAPLE SIRUP

[Dollars per gallon]

1914		1.10	1.16	1.14	1.10	1920	2.00	2.80	2.40	2.20	2.50
1915	0.90	1.14	1.23	1.16	1.22	1921		2.00	1.90	2.00	1.50
1916	1.25	1.17	1.24	1.13	1.10	1922	1.05	1.75	2.10	2.20	2.10
1917		1.35	1.35	1.25	1.60	1923	1.62	1.75	1.95	1.97	1.36
1918	1.35	1.80	1.80	1.80		1924		2.07	2.00		
1919	1.60	2.00	2.00	2.20	1.80	1925		2.38	2.20	2.15	1.62

CLOVER SEED (AS SOLD)

[Dollars per bushel]

Year	Jan.	Feb.	Mar.	Apr.	May	June	July	Aug.	Sept.	Oct.	Nov.	Dec.
1910	8.22	8.09	8.20	8.64	7.85	8.00	8.10	7.78	7.80	7.75	7.30	7.50
1911	8.00	8.00	8.44	8.20	8.75	9.18	9.05	9.71	10.12	9.84	9.87	10.43
1912	10.36	11.72	12.14	12.84	11.57	11.72	11.25	10.00	8.85	9.13	8.80	9.10
1913	9.42	10.39	11.21	11.67	10.75	9.60	9.81	10.11	8.30	8.30	8.30	8.00
1914	8.30	8.90	9.10	9.20	9.70	9.70	9.55	9.00	8.95	9.20	9.10	9.10
1915	9.70	10.10	9.90	10.10	9.90	9.50	9.00	8.70	9.10	9.60	9.60	9.50
1916	9.70	9.90	10.20	11.00	10.70	10.20	10.10	9.70	8.80	8.90	9.50	9.80
1917	6.70	9.80	9.80	11.10	11.20	10.80	11.40	10.40	10.80	11.30	12.50	12.20
1918	12.00	15.00	18.20	15.60	13.20	13.70	13.70	13.00	18.40	17.70	17.20	18.40
1919	19.90	21.60	21.80	21.80	22.10	18.10	17.20	21.00	23.90	22.60	23.60	20.60
1920	20.10	27.00	30.30	30.00	30.00	26.60	26.00	19.50	18.50	11.40	10.80	12.10
1921	11.00	10.90	10.95	10.80	10.50	10.40	10.70	10.25	10.25	10.40	10.55	10.45
1922	11.00	11.70	12.20	12.10	11.70	12.30	11.60	10.50	9.00	8.80	9.00	10.50
1923	11.20	10.70	10.00	11.30	11.50	11.00	11.20	11.50	11.60	12.30	12.90	12.50
1924	13.50	14.00	14.00	13.60	13.00	12.50	13.00	14.00	13.40	13.60	13.00	14.50
1925	16.00	16.50	17.40	16.50	17.00	15.00	14.10	15.00	14.00	13.60	13.00	14.00

TABLE 50.—Missouri: Monthly farm price—Continued

CLOVER SEED (AS BOUGHT)

[Dollars per bushel]

Year	Jan.	Feb.	Mar.	Apr.	May	June	July	Aug.	Sept.	Oct.	Nov.	Dec.
1912						12.23	11.04	11.16	0.98	10.50	10.40	10.10
1913	10.75	11.70	12.06	12.50	11.95	11.40	11.43	11.17	9.70	0.30	9.75	9.70
1914	9.60	9.90	9.75	10.30	10.00	10.25	10.75	11.00	10.20	10.50	10.20	10.50
1915	21.10	10.80	10.70	10.80	10.50	10.60	10.10	9.90	20.50	10.60	10.20	11.00
1916	10.90	11.20	12.00	12.00	12.00	11.70	11.00	11.30	11.00	10.30	11.50	11.10
1917	11.00	11.20	11.30	12.40	11.80	11.00	12.00	11.70	11.90	12.70	13.40	14.00
1918	14.00	17.50	17.90	17.90	16.00	14.50	15.70	14.90	19.50	19.20	19.00	20.00
1919	23.30	24.20	25.50	25.00	23.60	25.40	22.30	21.60	25.50	24.70	20.10	20.10
1920	31.00	31.00	33.20	33.30	33.60	31.10	30.90	27.00	24.50	15.85	12.50	16.00
1921	13.75	12.50	12.40	12.50	12.10	12.95	12.65	13.35	12.60	12.30	12.90	12.70
1922	12.60	13.60	13.00	14.00	14.10	13.30	12.80	12.70	12.00	10.80	10.70	11.50
1923	12.60	12.70	12.70	13.00	13.20	12.50	12.20	13.50	13.00	14.00	14.50	14.00
1924	15.50	15.50	16.00	15.70	16.00	14.70	14.50	15.50	14.30	16.20	14.50	16.00
1925	17.20	17.50	19.10	17.60	19.30	17.00	18.00	18.60	15.30	14.80	16.10	16.00

TIMOTHY SEED (AS SOLD)

[Dollars per bushel]

1910									3.63	3.90	3.75	3.90
1911	3.80	3.95	4.50	4.83	4.58	5.00	5.21	6.45	6.31	6.53	6.68	6.30
1912	6.75	7.20	6.77	6.94	7.19	6.44	5.60	2.00	2.20	1.83	1.80	1.63
1913	1.85	1.72	1.73	1.90	1.88	1.95	2.20	2.60	2.55	2.50	2.75	2.50
1914	2.50	2.60	2.80	2.65	3.00	2.60	3.00	2.90	3.05	2.95	2.90	2.90
1915	3.30	3.10	3.20	3.30	3.40	3.00	3.10	2.60	2.70	2.95	3.00	3.10
1916	3.20	3.40	3.30	3.50	3.30	3.00	3.90	2.30	2.40	2.20	2.70	2.60
1917	2.70	2.70	2.80	3.00	3.00	3.20	3.20	3.40	3.40	3.60	3.50	3.80
1918	3.60	3.70	3.80	4.00	3.50	3.90	3.80	3.90	4.40	4.50	4.60	4.70
1919	4.60	6.00	4.90	5.00	5.00	4.00	4.30	4.60	5.00	5.20	5.00	5.10
1920	6.70	6.00	6.00	6.00	6.00	6.00	6.00	5.40	4.70	4.10	3.60	3.75
1921	3.55	3.25	3.50	3.40	3.35	3.55	3.20	2.70	2.70	2.70	2.70	2.80
1922	3.05	3.25	3.30	3.20	3.20	3.70	3.10	2.90	3.10	3.10	3.10	3.20
1923	3.30	3.20	3.30	3.40	3.40	3.60	3.10	3.10	3.20	3.50	3.50	3.60
1924	4.00	4.00	4.00	3.90	4.10	3.50	3.80	3.60	3.40	3.50	3.20	3.50
1925	3.60	3.50	3.90	3.60	3.80	3.00	3.50	3.40	3.30	3.40	3.50	3.60

TIMOTHY SEED (AS BOUGHT)

[Dollars per bushel]

1912						7.42	5.47	4.00	2.80	2.40	2.42	2.10
1913	2.60	2.21	2.21	2.38	2.41	2.90	2.50	3.00	3.10	2.95	3.05	3.10
1914	3.20	3.40	3.40	3.65	3.45	3.10	3.25	3.30	3.55	3.30	3.40	3.40
1915	3.65	3.60	3.80	3.75	3.25	3.60	3.40	3.50	3.40	3.80	3.60	3.60
1916	3.50	3.70	3.70	4.00	3.80	4.10	4.20	3.10	3.50	2.90	3.10	3.20
1917	3.20	3.30	3.10	3.50	3.50	4.00	3.70	3.70	4.10	4.00	3.90	4.20
1918	4.70	4.30	4.40	4.40	4.20	4.90	4.10	4.50	5.00	5.25	5.20	5.00
1919	5.10	5.60	5.70	5.70	5.60	5.10	5.30	5.40	5.90	6.00	5.80	6.00
1920	6.60	6.80	6.90	6.00	7.20	6.70	7.50	6.60	5.50	5.25	4.55	4.75
1921	4.60	4.45	4.30	4.00	4.30	4.40	4.15	3.35	3.30	3.45	3.55	3.50
1922	3.75	3.75	3.80	3.90	4.00	4.10	4.30	3.50	3.70	3.30	3.90	4.10
1923	4.10	4.00	3.90	3.90	4.10	4.10	4.50	4.00	3.90	4.00	4.50	4.50
1924	4.50	4.50	4.50	4.50	4.60	4.40	4.60	4.30	4.20	4.10	4.20	4.30
1925	4.40	4.00	3.80	4.10	4.00	4.10	4.00	4.00	4.20	4.10	3.80	3.80

ALFALFA SEED (AS SOLD)

[Dollars per bushel]

1912						9.72	9.75	10.20	10.31	10.21	8.50	8.50
1913	9.30	9.78	10.72	10.31	9.80	10.41	8.97	10.15	10.15	10.00	8.00	9.00
1914	8.30	8.90	7.70	8.00	8.50	8.00	10.00	9.00	9.00	8.00	8.00	8.00
1915	9.60	10.00	9.70	9.80	10.00	9.50	9.10	9.20	9.10	9.20	9.00	9.00
1916	9.20	9.30	10.00	10.10	9.80	9.60	9.60	8.30	9.30	8.30	9.60	9.30
1917	10.40	9.40	9.60	11.40	11.00	10.70	10.10	11.40	10.60	11.00	11.40	11.40
1918	10.70	13.90	11.70	13.70	11.90	11.90	13.20	13.80	12.60	14.00	14.00	14.00
1919	10.75	12.00	11.70	14.20	15.20	15.60	16.60	15.70	18.00	17.60	17.60	17.60
1920	18.00	18.10	22.90	21.90	24.40	16.00	10.10	20.00	15.40	12.00	11.25	11.25
1921	12.00	12.00	11.25	10.75	10.10	11.00	11.50	10.50	11.00	11.00	11.00	11.50
1922	11.50	11.60	11.60	12.50	11.70	10.00	11.00	11.00	11.00	10.40	10.00	10.00
1923	11.90	10.80	10.40	11.10	11.30	11.90	11.00	11.00	11.70	12.50	13.00	11.50
1924	13.20	13.40	13.60	13.00	13.30	13.00	12.50	10.80	13.00	13.00	13.00	14.70
1925	15.00	13.40	13.40	14.00	14.00	10.80	10.80	12.80	13.00	12.60	14.00	14.00

TABLE 50.—Missouri: Monthly farm price—Continued

ALFALFA SEED (AS BOUGHT)  
[Dollars per bushel]

Year	Jan.	Feb.	Mar.	Apr.	May	June	July	Aug.	Sept.	Oct.	Nov.	Dec.
1912						11.04	10.87	11.00	10.73	10.88	9.60	10.00
1913	10.15	10.60	11.76	12.29	11.56	11.13	10.90	11.04	10.40	10.50	10.00	10.00
1914	9.60	9.80	9.00	8.85	9.00	8.25	8.65	9.75	9.30	10.00	10.10	10.40
1915	10.00	10.70	10.70	10.75	10.30	11.00	9.50	10.20	10.90	11.40	10.30	10.80
1916	10.20	11.16	11.90	11.60	11.70	11.50	11.30	10.90	10.30	10.70	10.80	10.50
1917	11.00	11.66	11.10	11.90	11.30	11.80	11.80	11.70	12.00	12.60	12.00	12.40
1918	12.50	14.50	14.00	14.30	12.00	12.60	13.90	14.50	15.20	15.20	15.10	15.50
1919	13.00	13.70	14.80	15.00	17.00	15.60	17.20	18.00	16.40	18.80	18.10	18.70
1920	22.10	23.20	26.70	27.10	20.40	23.50	20.30	20.70	21.00	19.60	14.60	15.25
1921	16.25	12.70	12.60	12.70	12.45	13.70	12.05	12.95	12.55	12.55	12.70	12.65
1922	12.20	13.40	13.60	12.90	13.30	12.70	13.10	11.60	11.80	11.80	11.50	11.90
1923	12.50	12.20	12.70	13.00	13.20	12.70	12.50	12.70	12.70	13.50	14.00	14.00
1924	15.00	14.50	14.50	14.20	14.50	13.50	13.00	14.70	14.40	14.20	14.00	15.20
1925	14.70	14.50	14.90	14.50	14.00	14.00	14.00	14.50	14.30	14.10	14.80	14.50

BEUF CATTLE

[Dollars per 100 pounds]

1910	4.80	4.60	5.30	5.60	5.30	5.20	5.00	5.00	4.80	4.80	4.50	4.60
1911	4.70	4.60	4.90	4.70	4.70	4.50	4.40	4.50	4.70	4.90	5.10	5.10
1912	5.00	5.20	5.30	5.60	5.80	5.80	6.00	6.20	6.10	6.20	6.00	6.10
1913	6.00	6.00	6.50	6.90	6.50	6.60	6.50	6.50	6.60	6.60	6.50	6.50
1914	6.70	6.80	6.80	6.90	6.90	6.90	6.90	6.90	6.80	6.90	6.60	6.60
1915	6.50	6.30	6.30	6.40	6.60	6.60	6.90	6.80	6.80	6.80	6.60	6.30
1916	6.30	6.40	7.20	7.20	7.20	7.40	7.50	7.00	7.30	7.10	7.00	7.30
1917	7.50	8.00	8.50	9.40	9.00	9.40	9.00	9.00	9.50	9.50	9.10	9.30
1918	9.40	9.30	9.60	10.80	11.60	11.50	11.30	11.10	11.10	10.30	10.10	10.60
1919	10.70	11.50	11.20	11.80	12.20	11.10	10.70	11.10	9.80	9.70	9.70	9.20
1920	9.80	9.60	9.50	9.80	9.20	10.00	9.90	9.50	8.70	8.20	7.60	6.50
1921	6.50	6.40	7.30	6.70	6.20	6.00	5.70	5.60	5.30	5.10	5.10	5.10
1922	5.10	5.50	6.00	6.00	6.00	6.70	6.40	6.20	6.30	6.30	6.10	6.00
1923	6.40	6.20	6.50	6.30	6.50	6.70	6.70	6.40	6.30	6.30	6.20	6.00
1924	6.50	6.20	6.40	6.50	6.60	6.20	6.70	6.60	6.30	6.50	6.20	6.30
1925	6.70	6.80	6.90	7.30	7.30	7.00	7.20	7.70	7.30	7.60	7.40	7.10

VEAL CALVES

[Dollars per 100 pounds]

1910	5.80	5.40	6.10	6.20	5.90	6.20	5.70	5.70	5.60	5.60	5.80	5.70
1911	5.90	6.80	6.20	5.30	5.50	5.00	5.40	5.30	5.50	5.70	5.70	5.80
1912	5.80	5.70	5.00	5.10	3.20	6.20	6.10	6.50	5.80	6.50	6.40	6.40
1913	6.80	6.90	7.30	7.30	6.70	7.30	7.10	7.10	7.00	7.30	7.40	7.00
1914	7.70	7.70	7.60	7.60	7.70	7.70	7.60	7.80	7.40	7.20	7.50	7.50
1915	7.40	7.10	7.00	7.40	7.50	7.50	7.70	7.70	7.70	7.90	7.80	7.00
1916	7.60	7.80	8.10	8.00	7.90	8.30	8.40	8.20	8.20	8.20	8.10	8.60
1917	8.50	9.70	9.70	10.30	10.10	10.30	10.30	10.00	10.20	11.00	10.00	10.30
1918	11.00	10.90	10.90	11.50	11.40	11.40	12.30	11.20	11.20	11.20	10.70	11.10
1919	11.30	11.70	11.70	12.10	11.90	11.70	12.50	12.00	12.00	11.60	11.50	11.50
1920	11.70	11.70	11.50	11.80	10.50	10.40	10.00	10.20	10.00	10.60	10.00	8.40
1921	8.80	8.50	9.10	8.80	6.80	6.70	6.90	6.50	7.00	7.00	6.80	6.60
1922	6.80	7.60	7.60	6.70	6.90	7.40	7.00	6.80	7.70	7.20	8.10	7.40
1923	7.90	8.50	8.00	7.50	7.60	7.20	7.50	7.30	7.50	7.70	7.50	7.30
1924	7.50	8.50	8.00	8.00	7.40	7.30	7.30	7.40	7.60	8.20	7.60	7.20
1925	8.40	9.20	8.60	8.50	7.80	7.70	7.70	8.20	8.60	6.90	9.20	9.10

MILK COWS

[Dollars per head]

1910	39.00	38.40	42.50	41.60	43.80	43.80	42.80	43.30	41.50	42.10	41.50	42.30
1911	43.50	42.20	45.00	43.50	43.80	43.10	39.00	40.00	39.80	41.30	42.10	42.60
1912	42.00	43.20	43.00	46.00	46.60	46.20	40.30	46.10	46.70	45.80	40.70	45.00
1913	48.80	51.00	54.30	57.00	54.30	57.20	54.60	53.20	53.50	55.80	53.70	57.40
1914	50.00	57.30	60.30	60.10	60.00	57.00	58.60	58.00	54.50	56.90	55.00	55.00
1915	55.10	55.40	56.40	57.00	57.00	57.00	58.20	57.50	57.00	57.00	57.10	54.50
1916	57.40	57.30	61.90	61.90	61.30	61.00	62.10	59.40	58.00	61.50	61.80	60.00
1917	61.90	65.00	69.70	73.60	72.40	75.00	70.00	70.00	73.80	73.00	75.00	74.50
1918	75.50	77.00	79.30	84.30	85.30	84.10	85.10	85.10	82.00	81.80	80.00	80.60
1919	79.90	84.60	84.60	85.40	87.80	88.00	85.50	86.00	84.00	85.10	82.00	84.60
1920	85.30	89.60	86.40	90.70	85.80	87.80	86.40	82.40	82.00	75.00	70.00	60.00
1921	50.00	57.00	59.00	57.00	54.00	52.00	50.00	48.00	45.00	48.00	45.00	45.00
1922	45.00	45.00	47.00	48.00	47.00	49.00	47.00	47.00	45.00	43.00	44.00	44.00
1923	45.00	47.20	50.30	49.50	49.00	51.00	49.00	47.00	48.90	47.50	48.00	46.00
1924	47.00	48.00	47.50	48.00	48.00	50.00	48.00	42.90	48.00	47.00	45.70	45.00
1925	48.00	48.40	48.00	45.00	48.50	45.00	48.00	48.90	48.00	50.00	51.00	51.30



TABLE 50.—*Missouri: Monthly farm price—Continued*  
MILK, WHOLESALE  
[Cents per gallon]

Year	Jan.	Feb.	Mar.	Apr.	May	June	July	Aug.	Sept.	Oct.	Nov.	Dec.
1910.....	22	21	21	22	21	21	21	19	20	21	21	22
1911.....	21	21	21	20	20	20	21	20	21	20	20	21
1912.....	23	22	23	21	21	21	20	21	21	23	23	20
1913.....	20	20	20	21	20	20	20	21	23	21	21	22
1914.....												21
1915.....	21	21	20	21	21	20	20	21	20	21	21	21
1916.....	20	20	20	21	20	21	21	21	20	20	22	22
1917.....	22	23	23	24	23	23	22	22	24	28	27	27
1918.....	28	27	20	28	27	27	27	30	28	30	29	29
1919.....	30	30	30	32	31	32	34	32	33	32	33	36
1920.....	36	36	35	37	36	36	38	38	38	35	37	37
1921.....	35	33	33	32	32	32	28	28	30	31	30	30
1922.....	30	28	30	30	27	28	25	28	28	20	30	30
1923.....	30	29	31	30	30	31	29	30				30

[Dollars per 100 pounds]

1923.....									3.00	3.23	3.40	3.20
1924.....	3.00	2.95	3.00	2.90	2.70	2.70	3.00	2.20	2.50	2.80	2.40	2.40
1925.....	2.20	2.50	2.63	2.55	2.70	2.48	2.20	2.50	2.48	2.29	2.50	2.63

BUTTER

[Cents per pound]

1909.....		21	21	21	20	18	18					24
1910.....	24	23	22	22	21	20	20	20	20	22	22	24
1911.....	20	18	18	18	17	16	18	20	20	20	21	22
1912.....	23	23	23	23	22	22	21	21	22	22	24	24
1913.....	22	22	23	23	22	22	22	22	24	24	24	25
1914.....	24	24	23	22	20	20	21	22	23	23	24	24
1915.....	24	24	24	22	22	21	21	21	22	22	24	24
1916.....	24	24	24	24	24	24	23	24	25	27	30	30
1917.....	30	30	30	32	32	30	30	30	32	35	38	38
1918.....	30	30	38	36	35	34	34	36	40	42	44	48
1919.....	48	40	40	42	43	42	42	43	44	46	50	53
1920.....	51	48	49	50	48	45	46	46	48	48	48	44
1921.....	40	36	34	32	28	24	25	28	30	34	35	34
1922.....	32	30	30	30	29	28	29	28	28	31	38	36
1923.....	36	36	36	36	35	33	32	32	35	37	40	39
1924.....	39	40	38	36	34	32	32	33	33	34	35	39
1925.....	37	37	38	38	37	35	34	34	36	42	43	42

BUTTERFAT

[Cents per pound]

1920.....									51	52	54	42
1921.....	42	37	41	37	26	21	27	33	33	39	37	35
1922.....	28	28	29	29	29	29	30	27	29	33	40	48
1923.....	47	43	42	44	37	33	32	35	39	40	45	47
1924.....	49	45	43	30	32	33	34	29	32	34	32	38
1925.....	35	33	39	37	36	38	37	50	39	44	43	44

HOGS

[Dollars per 100 pounds]

1910.....	7.50	7.30	8.00	9.30	8.50	8.50	8.10	7.80	8.50	8.20	7.50	6.80
1911.....	7.30	6.90	6.40	5.80	5.30	5.40	6.70	6.50	6.40	5.80	5.70	5.50
1912.....	5.50	5.50	5.30	6.70	6.80	6.60	6.70	7.30	7.70	7.90	7.00	6.80
1913.....	6.70	7.10	7.70	8.10	7.50	7.50	7.90	7.90	7.90	7.50	7.10	6.90
1914.....	7.30	7.70	7.80	7.80	7.60	7.50	7.70	8.20	8.00	7.20	6.70	6.50
1915.....	6.30	6.00	6.10	6.30	6.60	6.70	6.50	6.70	6.90	7.30	6.20	5.80
1916.....	6.20	7.10	8.30	8.40	8.50	8.40	8.65	8.70	9.50	8.70	8.80	8.90
1917.....	0.10	10.69	13.20	14.30	14.30	14.30	13.70	14.80	16.30	16.60	15.30	15.50
1918.....	15.40	15.00	16.70	15.90	16.20	15.60	15.80	17.30	18.10	16.50	15.80	15.70
1919.....	15.80	15.50	16.20	16.00	18.50	18.40	19.40	19.90	16.00	13.50	13.10	12.10
1920.....	12.00	13.30	14.30	13.50	13.10	12.80	13.60	13.50	13.50	13.40	11.40	8.30
1921.....	8.20	8.30	9.40	7.20	7.20	6.90	8.20	8.90	7.40	7.40	6.40	6.20
1922.....	6.80	8.50	9.40	8.00	8.30	8.30	8.90	8.90	8.20	8.90	7.50	7.50
1923.....	7.60	7.60	7.40	7.20	5.80	6.00	6.30	6.50	7.00	6.70	6.10	5.80
1924.....	6.10	6.10	6.10	6.10	6.20	6.00	6.40	8.40	8.30	9.70	8.40	8.10
1925.....	9.50	9.50	12.00	11.30	10.80	10.80	12.40	12.30	11.80	11.20	10.70	10.50

TABLE 50.—Missouri: Monthly farm price—Continued

SHEEP

[Dollars per 100 pounds]

Year	Jan.	Feb.	Mar.	Apr.	May	June	July	Aug.	Sept.	Oct.	Nov.	Dec.
1910.....	4.70	4.80	5.00	5.50	5.60	4.70	4.40	3.80	3.80	4.00	3.80	3.60
1911.....	3.80	3.80	3.80	3.90	3.80	3.50	3.40	3.30	3.20	3.50	3.40	3.30
1912.....	3.50	3.70	3.90	4.50	4.80	4.20	3.60	3.80	3.60	3.80	3.80	4.00
1913.....	4.10	4.40	5.10	5.00	4.70	4.20	4.10	4.10	3.80	3.60	4.10	4.10
1914.....	4.60	4.30	4.70	4.70	4.90	4.40	4.40	4.10	4.20	4.30	4.60	4.70
1915.....	4.70	4.70	5.20	5.70	5.50	5.10	4.70	5.30	5.00	5.00	5.00	5.30
1916.....	5.30	5.70	6.50	6.20	6.40	6.10	6.10	5.90	5.70	6.00	6.20	6.60
1917.....	7.20	8.20	8.70	9.70	10.20	8.90	7.90	8.30	9.50	9.90	10.10	10.00
1918.....	10.50	10.30	11.70	11.90	12.20	11.10	10.50	11.00	11.30	10.50	9.30	9.50
1919.....	9.60	9.80	11.00	11.80	11.10	9.48	9.50	8.60	7.90	7.90	7.70	8.40
1920.....	8.70	9.40	9.70	9.70	9.30	7.50	6.60	6.40	6.10	5.70	5.60	4.80
1921.....	4.40	4.10	4.00	4.40	4.60	3.90	3.60	3.40	3.40	3.40	3.30	3.50
1922.....	4.40	5.50	5.90	6.00	5.90	5.60	6.10	4.90	5.00	5.30	5.60	5.50
1923.....	6.00	6.90	6.90	6.20	6.30	6.40	6.00	5.10	5.20	6.10	5.00	6.20
1924.....	5.40	6.00	6.50	6.80	5.60	5.90	5.70	5.50	5.40	5.80	5.20	5.30
1925.....	7.00	7.50	9.00	7.50	7.00	6.70	5.80	5.30	6.30	5.80	6.80	7.00

LAMBS

[Dollars per 100 pounds]

1910.....	5.70	5.70	6.50	6.80	7.00	6.30	5.80	5.00	4.90	5.10	5.00	4.80
1911.....	5.00	4.90	4.90	4.80	4.70	4.90	4.70	4.00	4.40	4.70	4.70	4.50
1912.....	4.90	4.90	5.00	5.70	5.50	6.40	5.60	5.20	5.20	5.10	5.40	5.60
1913.....	6.00	5.00	6.00	6.50	6.40	6.10	6.90	5.60	5.40	5.30	5.90	5.90
1914.....	6.10	5.90	6.20	6.20	6.30	6.30	6.60	6.10	6.10	6.10	6.40	6.30
1915.....	7.40	6.30	7.00	7.40	7.40	8.10	7.10	7.00	6.80	6.90	6.90	6.90
1916.....	7.40	7.70	8.70	8.50	8.50	8.60	8.70	8.00	8.90	8.20	8.40	8.90
1917.....	9.50	10.60	11.70	12.00	14.20	13.30	12.60	12.10	13.20	13.90	13.50	13.20
1918.....	13.60	14.00	15.00	16.00	15.80	15.00	14.90	14.20	14.10	13.40	12.60	13.00
1919.....	13.30	13.90	14.90	15.60	15.20	14.00	13.70	13.10	11.60	11.50	11.40	12.50
1920.....	12.40	14.40	14.00	14.50	14.30	12.70	10.80	9.80	9.70	7.90	9.30	8.10
1921.....	8.10	7.20	7.70	6.90	7.70	7.70	7.00	6.60	6.10	5.00	5.00	6.20
1922.....	8.00	6.80	10.80	11.30	10.60	10.20	9.40	8.50	8.40	10.00	9.60	10.10
1923.....	10.20	10.60	10.90	10.90	11.50	11.40	10.30	9.60	9.70	9.90	9.70	9.50
1924.....	9.70	10.20	11.00	11.60	11.70	11.50	10.50	10.20	10.00	10.70	10.20	11.10
1925.....	13.80	13.40	12.80	12.50	12.40	11.80	11.70	11.40	11.60	11.60	11.60	12.80

WOOL (UNWASHED)

[Cents per pound]

1910.....	25	30	28	24	27	21	21	23	20	20	21	21
1911.....	20	19	20	18	16	18	17	17	17	18	19	17
1912.....	18	19	18	18	21	21	22	21	20	21	21	20
1913.....	21	21	21	19	18	18	18	18	16	18	18	17
1914.....	17	17	18	18	19	20	20	20	20	19	19	19
1915.....	19	25	29	22	24	27	27	28	26	26	26	27
1916.....	26	35	28	28	30	32	32	31	31	31	32	34
1917.....	32	35	38	37	44	56	57	57	58	60	59	60
1918.....	56	60	61	62	61	61	62	60	61	61	60	59
1919.....	62	55	53	47	44	48	53	64	53	51	53	50
1920.....	53	51	50	49	45	31	28	28	32	24	22	18
1921.....	17	17	17	17	17	13	13	14	14	14	14	14
1922.....	15	19	20	21	25	30	30	28	28	29	30	33
1923.....	32	33	33	37	41	42	39	37	36	35	36	35
1924.....	36	36	37	36	36	35	32	34	33	36	38	39
1925.....	41	40	41	39	34	36	39	39	39	39	39	39

TABLE 50.—Missouri: Monthly farm price—Continued

HORSES  
[Dollars per head]

Year	Jan.	Feb.	Mar.	Apr.	May	June	July	Aug.	Sept.	Oct.	Nov.	Dec.
1910	125	125	134	133	120	138	128	131	127	127	125	123
1911	128	130	133	127	120	130	120	126	127	124	120	120
1912	119	121	122	128	123	128	126	127	128	123	124	127
1913	124	123	125	128	130	130	123	120	125	123	118	118
1914	121	121	121	117	124	115	118	115	110	109	106	109
1915	119	110	110	114	111	111	115	119	115	109	115	111
1916	111	112	115	114	117	115	118	112	113	114	114	109
1917	113	114	117	118	120	122	121	113	118	116	119	114
1918	114	121	129	126	127	126	122	119	118	115	112	112
1919	105	110	108	110	115	112	109	108	104	98	99	97
1920	101	102	105	112	110	108	108	106	106	95	85	80
1921	75	80	77	77	75	70	70	70	65	65	60	0
1922	57	58	58	58	63	60	63	60	55	52	54	52
1923	52	56	60	62	65	63	59	58	57	51	50	50
1924	50	52	53	54	54	52	55	50	56	52	52	48
1925	50	55	57	54	58	58	50	50	54	50	52	55

CHICKENS  
[Cents per pound]

1909		9.5	10.0	10.0	10.0	10.0	11.0	10.0	10.0	10.0	10.0	10.0
1910	10.3	11.0	11.8	12.4	12.5	12.4	11.8	11.0	10.5	10.2	9.6	9.0
1911	9.2	9.3	9.8	10.0	10.0	10.0	10.0	9.8	9.6	9.1	8.2	7.8
1912	8.5	9.2	9.7	10.0	10.2	10.2	10.4	10.5	10.5	10.2	9.7	9.4
1913	9.4	10.0	10.8	11.3	11.5	11.6	11.8	11.8	11.4	10.8	9.7	10.2
1914	10.4	11.1	11.7	12.2	11.8	11.0	12.2	11.9	11.0	10.5	10.0	9.4
1915	10.0	10.7	11.2	11.2	11.1	11.0	11.6	11.1	10.9	10.7	10.9	10.2
1916	10.7	11.3	12.4	12.9	13.1	13.2	14.1	13.3	13.5	13.8	13.3	12.5
1917	13.0	15.1	15.5	17.5	17.9	18.0	16.1	15.0	18.0	17.9	15.7	10.5
1918	18.3	20.0	19.7	19.0	19.7	19.0	22.3	21.0	21.2	19.6	19.2	18.3
1919	20.9	21.5	23.0	20.5	24.0	24.0	25.0	24.0	23.0	20.0	19.0	19.0
1920	22.0	23.4	22.0	23.8	26.0	25.0	28.4	26.7	25.0	20.0	19.0	18.0
1921	20.9	21.0	22.0	20.0	19.0	17.0	15.6	19.0	18.0	17.0	17.0	16.0
1922	17.0	17.0	18.0	16.0	19.0	19.0	19.0	16.0	16.0	16.0	15.0	15.0
1923	15.0	15.0	17.0	17.0	18.0	17.0	18.0	18.0	17.0	17.0	15.0	15.0
1924	16.2	17.3	17.4	18.0	19.1	20.0	18.0	19.0	18.0	17.7	16.9	15.7
1925	16.8	17.9	18.0	21.2	21.8	19.8	20.0	19.0	18.8	18.4	17.4	18.4

TURKEYS  
[Cents per pound]

Year	Jan.	Oct.	Nov.	Dec.	Year	Jan.	Oct.	Nov.	Dec.
1912		12.5	13.7	14.2	1919	26.2	25.0	28.0	30.0
1913	14.1	13.2	13.9	14.9	1920	31.1	29.0	32.0	33.0
1914	14.8	13.1	12.8	13.8	1921	33.0	24.0	28.0	34.0
1915	13.5	13.1	13.7	15.2	1922	32.0	25.0	32.0	38.0
1916	14.0	17.1	18.0	19.7	1923	28.0	25.0	28.0	22.0
1917	19.4	20.5	20.0	23.0	1924	20.5	22.0	22.0	25.0
1918	22.5	22.8	24.5	20.5	1925	25.0	24.3	28.4	31.0

EGGS  
[Cents per dozen]

Year	Jan.	Feb.	Mar.	Apr.	May	June	July	Aug.	Sept.	Oct.	Nov.	Dec.
1909		22	17	17	17	18	16	16	17		22	26
1910	26	24	20	18	16	16	14	14	17	20	23	26
1911	22	16	12	12	12	11	19	12	14	18	22	26
1912	26	24	16	16	16	14	14	15	17	20	24	24
1913	21	18	16	15	15	15	12	12	15	22	28	20
1914	27	23	20	15	16	15	14	15	18	19	23	28
1915	30	21	15	16	15	14	13	14	18	20	24	26
1916	25	21	10	17	17	17	17	16	20	27	30	34
1917	35	34	23	29	29	28	26	24	32	33	35	41
1918	49	43	30	28	28	24	28	30	33	40	47	50
1919	53	31	32	36	38	32	33	31	36	45	53	65
1920	67	43	37	34	35	30	33	38	45	49	56	62
1921	53	31	20	19	16	15	20	23	25	34	46	44
1922	29	28	17	18	19	17	17	14	21	29	37	42
1923	31	26	21	21	20	20	17	20	26	28	43	40
1924	32	31	17	18	19	20	20	23	29	34	41	45
1925	47	32	23	23	23	24	26	26	26	33	44	41

TABLE 51.—Missouri: December 1 farm price of crops, 1866-1925<sup>1</sup>

Year	Wheat	Corn	Oats	Barley	Rye	Buckwheat	Flaxseed	Potatoes	Sweet potatoes	Tram hay	Wild hay	Cotton	Tobacco	Sorghum strip
	Cts. per bu.	Cts. per bu.	Cts. per bu.	Cts. per bu.	Cts. per bu.	Cts. per bu.	Cts. per bu.	Cts. per bu.	Cts. per bu.	Dolls. per ton	Dolls. per ton	Cts. per lb.	Cts. per lb.	Cts. per gal.
1866	140	40	31	72	97	65	56	55	6.80					
1867	143	47	35	105	82	87	60	69	7.96					7.6
1868	111	42	32	120	71	77	67	67	8.18					8.2
1869	63	48	32	89	55	64	37	123	8.85					8.4
1870	82	39	33	75	61	90	50	56	119	11.51				8.3
1871	104	28	27	56	53	84	44	44	93	8.62				7.6
1872	126	23	20	65	63	67	63	58	162	9.59				8.4
1873	104	35	23	70	50	71	44	44	180	8.75				8.1
1874	76	67	42	66	62	62	77	77	100	10.87				9.9
1875	83	24	24	82	60	57	72	72	3.96					5.0
1876	82	28	24	60	52	61	35	35	7.81					6.4
1877	97	26	20	---	52	43	43	43	6.81					
1878	67	28	18	---	41	52	48	48	6.42					5.0
1879	101	25	20	---	61	63	48	48	6.42					5.0
1880	86	36	20	75	66	61	47	68	9.43					5.0
1881	110	65	45	98	85	98	49	73	9.24					8.0
1882	85	39	32	65	65	65	112	30	12.50					8.3
1883	88	35	25	50	55	75	40	75	7.60					8.0
1884	62	20	25	60	50	60	40	75	6.50					8.5
1885	77	25	20	52	50	68	20	55	6.30					7.0
1886	63	31	25	48	50	60	42	72	7.25					7.0
1887	62	37	25	50	45	68	62	74	7.00					7.0
1888	88	36	24	58	53	67	36	75	8.21					10.0
1889	64	23	18	35	33	63	36	86	7.36					8.0
1890	83	44	39	57	58	65	25	51	6.00					5.5
1891	80	38	29	57	73	75	35	75	6.20					7.8
1892	58	36	30	42	50	65	35	65	6.75					7.5
1893	48	36	25	46	45	58	67	67	7.04					8.1
1894	43	40	26	51	47	60	62	62	7.82					7.0
1895	51	20	18	48	39	53	25	42	6.82					9.1
1896	70	20	17	25	47	70	31	53	4.85					8.7
1897	85	24	19	40	44	60	43	66	5.15					9.0
1898	50	27	23	36	47	80	44	66	5.80					
1899	62	30	24	42	50	61	40	62	6.25					5.8
1900	63	32	23	45	51	60	35	59	6.05					7.0
1901	69	67	43	55	67	70	106	102	11.96					13.6
1902	58	33	28	55	48	58	35	65	6.89					15.0
1903	71	34	32	54	55	75	46	65	6.89					11.0
1904	66	44	34	62	64	85	48	72	6.62					9.9
1905	70	37	30	44	62	82	65	74	7.84					8.0
1906	67	38	33	48	60	74	57	74	10.64					10.5
1907	84	47	41	57	72	90	72	95	11.25					9.5
1908	93	67	46	63	79	85	103	74	87	7.00				10.0
1909	105	59	43	68	82	90	115	67	58	8.30				9.0
1910	87	44	32	60	75	87	87	210	83	9.20				13.5
1911	88	60	45	76	84	105	102	195	13.39					13.0
1912	90	46	35	60	80	95	110	69	95	9.80				8.8
1913	84	74	46	60	75	85	115	93	105	14.50				11.2
1914	98	68	44	65	87	93	104	75	95	13.69	11.20			11.5
1915	69	57	38	63	86	90	135	60	82	8.50	8.50			4.5
1916	163	90	53	93	123	133	212	180	150	0.30	7.40			11.0
1917	105	114	61	94	165	144	275	137	141	17.50	13.90			19.0
1918	205	143	70	115	163	18	200	153	180	20.50	17.00			27.5
1919	200	138	71	130	160	184	---	184	187	10.50	16.80			37.0
1920	160	64	49	98	125	155	---	151	155	16.70	12.00			34.0
1921	69	40	30	65	86	150	---	135	100	0.80	6.00			13.5
1922	105	66	44	72	93	125	---	92	105	11.50	7.50			14.0
1923	67	74	45	78	88	118	---	88	108	12.00	8.90			21.5
1924	133	66	51	82	105	165	225	82	125	12.00	8.50			32.5
1925	150	69	44	95	126	90	100	225	106	12.80	9.00			23.0

<sup>1</sup> These prices are issued by States in December each year and published in supplements to Crops and Markets. Prices for recent years appear in current issues of the Yearbook. The full series for any single State is not available in this form elsewhere.

TABLE 52.—Missouri: January 1 farm values of livestock per head, 1867-1926<sup>1</sup>

Year	Horses		Mules	Milk cows		Other cattle	Sheep	Hogs	Year	Horses		Mules	Milk cows		Other cattle	Sheep	Hogs
	Dolls.	Dolls.	Dolls.	Dolls.	Dolls.	Dolls.	Dolls.	Dolls.		Dolls.	Dolls.	Dolls.	Dolls.	Dolls.	Dolls.	Dolls.	Dolls.
1867	49.04	63.20	22.18	14.39	1.73	2.81	1867	24.70	29.91	22.01	20.74	1.90	3.99				
1868	37.62	55.75	20.97	13.66	1.55	2.32	1888	25.28	31.99	26.75	24.80	2.64	3.98				
1869	47.18	61.76	23.02	16.05	1.32	2.79	1889	28.02	36.03	27.80	25.51	3.00	3.96				
1870	52.98	71.89	20.64	18.35	1.40	4.77	1890	34.55	43.69	28.69	26.05	3.19	4.53				
1871	57.40	75.37	28.63	22.10	1.45	3.92	1891	45.53	55.49	28.84	23.67	3.28	5.17				
1872	48.71	67.21	23.69	16.44	1.81	2.95	1892	51.62	59.75	26.65	20.91	2.97	5.17				
1873	45.89	63.24	20.73	16.31	1.83	2.14	1893	60.77	71.50	28.85	21.54	2.99	7.33				
1874	44.07	62.08	20.41	15.85	1.73	3.00	1894	67.40	77.44	26.04	19.40	2.90	5.30				
1875	39.58	52.17	17.40	13.19	1.32	2.80	1905	60.14	79.92	24.53	17.21	3.13	4.50				
1876	39.89	49.10	18.31	15.26	1.63	5.22	1906	78.31	91.09	25.15	18.32	3.88	4.95				
1877	39.23	40.86	19.56	15.91	1.77	6.05	1907	93.00	104.00	27.00	18.00	4.35	7.19				
1878	40.51	48.38	21.10	17.16	1.77	4.01	1908	88.69	101.60	28.50	20.00	4.89	6.25				
1879	39.85	43.34	17.78	14.93	1.59	2.21	1909	90.00	103.00	31.00	21.00	4.40	7.00				
1880	40.37	47.53	19.21	17.47	1.83	3.44	1910	103.00	119.00	34.00	22.60	4.40	8.00				
1881	47.16	57.27	20.25	18.33	2.19	3.81	1911	109.00	123.00	30.50	24.00	3.89	7.00				
1882	50.32	62.50	22.35	20.36	2.09	4.37	1912	102.00	115.00	40.20	25.36	3.89	7.00				
1883	58.05	68.00	25.22	20.35	2.03	5.56	1913	101.00	117.00	45.39	31.13	4.20	8.50				
1884	60.59	74.88	28.00	22.02	2.00	4.74	1914	98.00	112.00	54.00	36.10	4.20	8.50				
1885	59.10	70.95	27.00	22.50	1.79	4.02	1915	88.69	98.00	54.50	37.80	5.00	8.10				
1886	58.52	67.76	24.59	20.84	1.48	3.46	1916	90.00	90.00	54.40	38.50	5.80	7.10				
1887	58.66	67.58	23.50	19.26	1.67	3.62	1917	92.00	104.00	58.50	40.00	7.70	10.50				
1888	57.59	66.50	20.25	18.24	1.74	3.90	1918	97.00	113.60	60.70	47.60	12.00	18.00				
1889	61.00	69.30	19.30	10.87	1.70	4.73	1919	92.00	116.00	74.00	40.40	13.20	18.50				
1890	59.75	67.79	18.53	15.08	2.06	3.04	1920	86.00	110.00	79.00	40.00	12.20	10.50				
1891	57.81	65.94	17.00	15.07	2.42	3.40	1921	74.00	98.00	58.00	32.80	6.00	11.00				
1892	57.75	63.94	17.50	16.59	2.57	3.58	1922	52.60	69.00	44.00	25.90	4.50	8.60				
1893	50.72	57.45	17.00	15.55	2.80	5.87	1923	63.00	65.00	45.00	28.50	7.10	9.80				
1894	38.25	45.91	17.67	15.26	1.91	4.86	1924	49.00	60.00	46.00	22.70	7.60	8.60				
1895	27.08	32.50	18.60	15.62	1.63	4.51	1925	48.00	67.00	44.00	28.00	9.40	9.30				
1896	25.09	28.84	24.00	10.36	1.91	3.60	1926	49.00	71.00	47.00	30.70	10.60	13.30				

<sup>1</sup> These prices are issued by States in January or February each year and published in supplements to Crops and Markets. Values for recent years appear in current issues of the Yearbook. The early years of the series are available only in the issues in which published at the time, only a few years in any one place.

TABLE 53.—Missouri: January 1 farm values of livestock per head by ages and groups, 1894-1926<sup>1</sup>

Year	Horses			Mules			Cattle			Sheep				Rams
	Under 1 year old	1 and under 2 years	2 years and over	Under 1 year old	1 and under 2 years	2 years and over	Under 1 year old	1 and under 2 years	2 years and over	Under 1 year old	Ewes 1 year and over	Wethers 1 year and over		
												Dolls.	Dolls.	
1891	18.84	27.07	46.42	24.23	34.34	68.54	6.08	11.17	20.67	1.47			2.13	
1895	12.82	18.90	33.07	16.80	24.43	41.54	6.71	11.35	21.51	1.32			1.78	
1896	11.82	17.29	30.71	15.69	22.18	38.13	8.65	14.26	26.32	1.55			2.03	
1897	11.61	16.92	30.42	15.38	21.81	38.51	9.46	15.30	27.07	1.50			2.10	
1898	12.80	17.75	30.62	17.50	24.35	40.26	12.30	19.75	32.65	2.10			2.60	
1899	14.00	19.40	34.07	20.46	27.96	45.04	13.40	20.80	33.03	2.40			3.30	
1900	17.69	24.25	41.56	24.05	33.45	55.05	13.85	21.45	34.70	2.40			3.45	
1901	22.42	31.10	51.78	29.72	40.41	61.43	13.51	20.72	33.33	2.50			3.02	
1902	22.52	32.42	55.17	30.08	42.74	69.96	10.67	17.57	29.43	2.40			3.25	
1903	28.64	41.40	64.54	38.11	55.07	82.41	12.80	20.04	28.97	2.48	3.26		3.69	
1904	31.65	45.67	71.60	41.46	60.13	89.00	14.02	17.05	26.59	2.39	3.19		3.47	
1905	32.40	47.81	73.39	42.01	62.17	91.80	9.85	15.82	22.62	2.60	3.43		3.74	
1906	37.50	55.00	83.09	50.60	72.00	105.09	10.90	16.50	25.00	3.25	4.25		4.50	
1907	45.00	68.00	98.00	58.00	83.00	110.00	11.00	18.00	26.00	3.50	4.90		4.90	
1908	44.00	65.00	93.00	55.00	81.00	115.00	12.25	18.00	27.00	3.65	4.80		4.60	
1909	46.00	67.00	95.00	56.00	80.00	118.00	12.00	19.20	28.50	3.25	4.35		4.50	
1910	51.00	76.00	109.00	65.00	95.00	136.00	13.20	20.70	31.00	3.70	4.90		5.00	
1911	55.00	80.00	115.00	70.00	99.00	140.00	14.60	22.60	33.50	3.90	4.90		4.80	
1912	53.00	74.00	108.00	63.00	91.00	131.00	14.00	23.50	34.50	3.30	3.80		5.80	
1913	50.90	76.00	110.00	67.00	95.00	135.00	18.00	28.00	43.00	3.60	4.30		6.20	
1914	50.90	73.00	107.00	62.00	87.00	130.00	21.50	33.30	40.00	3.70	4.40		6.00	
1915	44.00	64.00	96.00	52.00	75.00	114.00	23.00	35.00	51.00	4.20	5.20		7.00	
1916	44.00	65.00	93.00	53.00	76.00	110.00	23.00	37.00	52.00	4.00	6.20		5.70	
1917	45.00	67.00	100.00	55.00	80.00	121.00	24.50	38.00	55.00	4.60	5.30		7.40	
1918	47.00	70.00	106.00	61.00	89.00	132.00	28.30	44.00	64.50	5.30	14.30		12.00	
1919	44.00	66.00	101.00	61.00	80.00	136.00	28.50	45.00	70.00	10.60	14.50		12.80	
1920	40.00	59.00	91.00	61.00	89.00	142.00	28.00	45.00	67.00	9.50	13.00		10.50	
1921	33.00	48.90	78.60	49.00	70.00	112.00	21.00	31.00	47.00	5.60	6.00		5.70	
1922	24.00	35.00	55.00	31.00	46.00	78.00	16.00	25.00	36.00	4.70	4.30		4.30	
1923	24.00	35.00	55.00	32.00	46.00	76.00	17.50	27.00	30.00	6.00	7.10		6.60	
1924	22.00	32.00	51.00	31.00	44.00	75.00	17.00	28.00	40.00	7.20	7.60		6.60	
1925	23.00	31.00	49.00	31.00	42.00	72.00	17.00	27.00	38.00	9.00	9.50		8.00	
1926	23.00	33.00	50.00	32.00	46.00	76.00	20.00	29.60	42.00	9.30	10.10		13.00	

<sup>1</sup> These prices are issued by States in January or February each year and published in supplements to Crops and Markets. They appear for recent years in current issues of the Yearbook. The early years of the series are available elsewhere only in the issues in which they were published at the time.

TABLE 54.—Missouri: Value of farm products per unit by crop-reporting districts, 1924<sup>1</sup>

Item	Unit	District									State price, if any re-reported
		1	2	3	4	5	6	7	8	9	
Values for 1924:											
Corn, 56 pounds, shelled.	Bushel.	Dolls. 1.07	Dolls. 1.09	Dolls. 1.00	Dolls. 0.95	Dolls. 1.04	Dolls. 1.00	Dolls. 0.95	Dolls. 1.01	Dolls. 1.00	Dolls.
Corn cut for stings.	Ton.	4.30	4.10	5.70	5.10	5.50	5.00	5.00	5.00	5.50	
Winter wheat.	Bushel.	1.25	1.32	1.39	1.30	1.37	1.42	1.31	1.30	1.34	
Spring wheat.	do.										1.20
Oats.	do.	.54	.65	.61	.54	.60	.61	.52	.69	.65	
Barley.	do.										.85
Rye.	do.	1.04	1.65	1.11	1.12	1.21	1.23	1.15	1.21	1.09	
Flaxseed.	do.										1.80
Buckwheat.	do.										1.40
Sorghums for grain.	do.										1.15
Soy beans, shelled.	do.	2.72	2.30	2.34	2.23	2.73	2.85	2.68	2.74	2.56	
Cowpeas, shelled.	do.	2.50	2.45	2.34	2.33	2.84	2.94	2.75	2.78	2.83	
Peanuts, ripe, unshelled.	do.										1.80
Cotton (lint).	Pound.								.210	.227	
Tobacco.	do.	.214	.190	.200	.210	.220	.220	.200	.220	.200	
Potatoes.	Bushel.	.77	.63	.96	.93	1.01	.93	.99	.95	1.01	
Sweet potatoes or yams.	do.	1.50	1.69	1.57	1.32	1.40	1.35	1.25	1.26	1.44	
Apples.	do.	1.52	1.00	1.08	1.25	1.25	1.22	1.10	1.20	1.10	
Peaches.	do.	1.78	1.71	1.70	1.50	1.55	1.49	1.05	1.10	1.44	
Hay, all kinds.	Ton.	11.10	9.70	11.30	10.00	14.00	14.40	11.10	13.40	17.00	
Firewood, cut on farm, 4 by 4 by 8 feet.	Cord.	4.80	3.70	4.40	3.90	3.60	4.20	3.40	2.50	3.50	
Milk, whole.	Gallon.	.22	.21	.21	.20	.25	.19	.19	.26	.28	
Butterfat.	Pound.	.330	.338	.360	.333	.332	.368	.327	.335	.360	
Cream.	Gallon.										1.10
Wool.	Pound.	.39	.37	.30	.36	.38	.37	.36	.36	.39	
Mohair.	do.										.43
Eggs sold.	Dozen.	.20	.25	.20	.27	.26	.30	.28	.27	.20	
Chickens raised.	Head.	.72	.71	.76	.72	.71	.72	.75	.75	.74	
Values for Jan. 1, 1925:											
Chickens.	do.	.93	.96	.95	.95	.90	.93	.90	.83	.83	
Turkeys.	do.	3.55	3.48	3.27	3.25	3.61	3.38	3.12	2.99	2.89	
Horses and colts, under 2 years.	do.	28.50	25.70	20.00	28.75	26.20	28.50	22.10	22.50	30.00	
Horses, 2 years and over.	do.	51.00	45.00	51.00	44.00	42.00	48.00	38.00	38.00	58.00	
Mules and male colts, under 2 years.	do.	43.00	37.00	43.00	40.00	37.00	38.00	31.00	29.00	40.00	
Mules, 2 years and over.	do.	78.00	70.00	75.00	72.00	72.00	73.00	64.00	58.00	80.00	
Beef calves, under 1 year.	do.	21.00	21.70	21.00	17.20	18.50	16.40	13.50	11.50	12.70	
Beef heifers, 1 year and under 2.	do.	20.00	28.70	27.00	25.50	26.00	24.30	21.00	16.00	19.00	
Beef cows and heifers, 2 years and over.	do.	41.50	40.00	41.00	38.30	35.00	35.10	28.20	25.00	27.80	
Steers, 1 year and over.	do.	38.00	36.50	36.00	34.80	35.10	33.10	24.50	24.80	26.40	
Beef bulls, 1 year and over.	do.	43.70	42.00	45.00	39.50	38.30	36.40	30.00	27.20	28.50	
Dairy bulls, 1 year and over.	do.	46.00	42.00	46.00	39.00	40.00	39.00	33.00	34.00	38.00	
Dairy calves, under 1 year.	do.	17.70	18.30	17.50	16.50	17.70	17.50	13.00	12.00	14.40	
Dairy heifers, 1 year and under 2.	do.	30.30	29.10	30.50	25.80	28.70	28.20	22.70	21.50	30.00	
Dairy cows and heifers, 2 years and over.	do.	51.00	47.00	48.00	46.00	44.00	47.00	42.00	35.00	41.00	
Lambs, under 1 year.	do.	10.00	9.20	9.40	8.90	8.60	8.10	7.80	6.30	6.70	
Ewes, 1 year and over.	do.	11.00	10.40	10.20	9.60	9.30	8.80	8.00	7.00	8.00	
Rams and wethers, 1 year and over.	do.	14.00	11.50	12.20	12.00	0.00	8.70	9.00	8.00	8.20	

<sup>1</sup> These values were especially collected for 1924 and Jan. 1, 1925.

TABLE 54.—Missouri: Value of farm products per unit by crop-reporting districts, 1924—Continued

Item	Unit	District									State price, if any reported
		1	2	3	4	5	6	7	8	9	
Values for Jan. 1, 1925—Continued.											
Goats and kids, all ages.	Head	Dolls. 4.00	Dolls. 4.40	Dolls. 3.50	Dolls. 3.40	Dolls. 3.00	Dolls. 3.00	Dolls. 2.90	Dolls. 2.00	Dolls. 2.30	Dolls. -----
All pigs, 6 months and under.	do.	5.80	5.00	5.50	5.10	5.20	5.40	5.30	4.30	5.80	-----
Sows and gilts, 8 months and over.	do.	19.30	17.40	18.00	17.10	16.10	16.80	15.70	13.30	15.70	-----
All other hogs, 6 months and over.	do.	15.70	15.00	15.70	16.00	15.40	15.90	15.70	13.40	13.50	-----

TABLE 55.—Missouri: Wages of hired farm labor, 1866-1926<sup>1</sup>

Year and month	Rates per month		Rates per day		Year and month	Rates per month		Rates per day	
	With board	With-out board	With board	With-out board		With board	With-out board	With board	With-out board
1866	Dolls. 12.73	Dolls. 18.82	Dolls. 0.75	Dolls. 1.01	1914	Dolls. 21.10	Dolls. 29.20	Dolls. 1.05	Dolls. 1.35
1869	12.02	17.99	.75	1.06	1915	22.10	30.10	1.09	1.40
1874 or 1875	11.41	16.84	.68	.93	1916	23.00	31.00	1.14	1.47
1877 or 1879	11.77	17.48	.59	.67	1917	20.00	30.00	1.44	1.82
1879 or 1880	13.00	19.14	.56	.92	1918	35.00	45.00	1.90	2.00
1880 or 1881	13.34	19.53	.66	.63	1919	37.00	50.00	2.15	2.75
1881 or 1882	13.05	22.39	.70	1.00	1920	42.00	56.00	2.40	3.05
1884 or 1885	14.50	21.35	.68	.95	1921	30.70	41.90	1.80	2.00
1887 or 1888	14.20	21.00	.89	.94	1922	28.70	39.50	1.40	1.90
1889 or 1890	14.00	20.25	.75	.91	1923	31.00	42.30	1.62	2.10
1891 or 1892	14.20	20.50	.76	.93	1923: January	27.00	37.90	1.25	1.75
1893	14.56	20.57	.68	.89	April	30.00	41.50	1.40	1.85
1894	13.71	19.37	.62	.82	July	31.87	44.12	1.58	2.18
1895	14.08	19.69	.67	.85	October	32.00	43.00	1.70	2.20
1898	14.10	19.76	.67	.90	1924: January	31.00	42.00	1.60	2.00
1899	14.57	20.44	.61	.94	April	32.00	42.00	1.55	2.05
1902	15.74	21.03	.70	1.04	July	32.00	43.00	1.70	2.20
1906	18.88	25.08	.68	1.24	October	33.00	43.00	1.70	2.15
1909	20.50	27.74	1.00	1.27	1925: January	31.90	41.00	1.60	2.05
1910	21.50	29.60	1.02	1.32	April	32.00	42.00	1.60	2.05
1911	20.30	28.10	1.01	1.34	July	33.00	43.00	1.70	2.25
1912	21.10	29.30	1.06	1.38	October	32.00	43.00	1.75	2.30
1913	21.60	29.40	1.08	1.39	1926: January	40.00	42.00	1.60	2.20

<sup>1</sup> Wages of hired farm labor are now published quarterly as collected in Crops and Markets supplements. Revised averages for the United States were published in the April, 1926, Supplement to Crops and Markets, but the State figures have not been heretofore published as an entire series.

TABLE 56.—Missouri: Farm lands, value per acre, 1912-1926<sup>1</sup>

Year	All farm lands		Plow lands			Year	All farm lands		Plow lands		
	With im-provements	With-out im-provements	Poor	Good	All		With im-provements	With-out im-provements	Poor	Good	All
1912	Dolls. 54	Dolls. 37				1920	Dolls. 104	Dolls. 78	Dolls. 60	Dolls. 110	Dolls. 87
1913	56	39				1921	96	74	53	108	83
1914	59	42				1922	78	59	44	84	85
1915	58	43				1923	79	60	45	85	86
1916	65	50	42	74	59	1924	74	58	44	83	65
1917	69	54	42	78	60	1925	72	58	42	81	63
1918	76	57	47	83	66	1926	68	53	41	75	60
1919	82	55	51	91	72						

<sup>1</sup> The values of all farm lands have been collected from crop correspondents since 1912 and have been drawn on for various purposes, but not previously published as a series by States. The values of plow lands have been published as prepared in supplements to Crops and Markets and its predecessors and in the Yearbooks of the department, a few years at a time. The full series to 1926 by States is here published for the first time.

TABLE 57.—North Dakota: Monthly farm price<sup>1</sup>

WHEAT

[Cents per bushel]

Year	Jan.	Feb.	Mar.	Apr.	May	June	July	Aug.	Sept.	Oct.	Nov.	Dec.
1908	92	92	91	90	92	93	96	95	89	89	91	93
1909	94	97	102	106	113	117	114	101	86	88	91	94
1910	99	100	100	98	95	95	102	104	98	94	99	99
1911	91	88	84	84	80	86	86	88	91	93	92	90
1912	62	62	91	94	98	98	96	88	70	74	73	69
1913	71	74	73	72	75	78	78	76	75	73	73	74
1914	74	77	89	89	80	80	80	90	95	95	99	100
1915	120	132	133	139	142	127	110	105	86	82	85	96
1916	114	112	100	103	104	98	102	120	120	140	154	144
1917	144	151	154	192	216	196	169	202	196	202	200	200
1918	201	201	202	203	203	202	202	202	204	204	204	204
1919	206	206	210	228	234	231	236	224	214	226	234	254
1920	258	240	242	298	274	294	243	222	213	196	155	134
1921	134	134	133	110	110	121	118	112	102	93	80	84
1922	88	102	118	122	124	116	107	93	82	84	88	91
1923	91	90	92	98	98	90	84	85	89	90	88	90
1924	95	109	104	99	99	100	115	122	110	127	129	137
1925	158	162	180	125	139	144	136	146	134	124	129	147

BRAN (AS BOUGHT)

[Dollars per ton]

1910	20.80	22.00	23.40	23.00	22.00	22.80	23.30	24.60	23.40	23.10	22.00	22.70
1911	22.90	25.30	22.90	22.90	23.10	22.96	24.10	24.10	23.50	24.20	24.20	23.40
1912	24.10	24.00	25.30	25.30	25.30	26.70	24.30	24.90	25.00	24.10	23.30	22.50
1913	23.80	24.00	21.50	23.60	23.20	22.70	22.20	22.20	22.70	22.40	21.70	22.60
1914	22.40	20.80	21.40	23.00	22.60	23.80	23.50	22.90	25.12	24.70	24.50	23.10
1915	24.00	25.80	24.80	28.10	25.90	26.00	25.40	24.40	23.96	25.50	25.00	23.70
1916	24.30	24.30	23.00	28.70	23.80	24.30	23.00	24.30	24.30	25.10	27.30	27.80
1917	27.60	30.00	32.60	35.30	36.10	34.28	35.60	36.00	35.00	36.00	35.00	39.40
1918	38.60	37.40	37.00	37.70	38.60	37.10	37.90	39.00	35.30	35.20	33.00	34.90
1919	44.40	44.60	41.50	43.80	43.50	43.40	43.50	43.00	44.00	43.50	43.80	43.00
1920	45.20	45.20	44.20	47.10	52.40	54.50	55.90	50.10	45.00	39.00	34.00	30.00
1921	36.00	28.00	28.00	24.00	24.00	24.00	20.00	20.00	20.00	17.00	14.00	18.00
1922	18.00	21.00	23.00	20.00	23.00	23.00	20.00	20.00	20.00	16.00	18.00	20.00
1923	.....	23.20	.....	24.00	24.00	29.50	.....	.....	.....	.....	.....	.....
1924	28.00	28.50	28.00	27.80	27.00	25.00	24.20	27.40	24.30	29.50	28.00	30.00
1925	30.00	30.50	33.10	29.10	28.00	27.70	29.50	28.90	26.20	27.00	25.60	27.00

RYE

[Cents per bushel]

1908	60	62	63	63	65	67	68	68	62	62	63	62
1909	60	60	62	67	71	70	66	62	58	56	58	59
1910	62	62	62	60	58	60	62	64	72	74	75	76
1911	67	65	60	70	74	70	74	70	72	74	75	76
1912	74	74	78	78	80	80	72	60	57	55	46	46
1913	60	51	47	47	47	48	48	49	60	76	80	86
1914	47	46	46	45	46	62	49	68	74	76	80	82
1915	94	102	104	104	104	98	90	82	80	80	80	82
1916	82	80	76	78	77	78	82	92	107	116	122	120
1917	118	122	131	152	180	184	178	166	160	164	166	166
1918	182	208	240	244	199	193	155	159	145	143	144	148
1919	189	124	132	150	145	132	138	135	128	121	118	135
1920	148	142	145	170	185	184	174	159	158	142	124	120
1921	122	120	116	106	102	104	95	87	80	69	58	58
1922	59	70	80	82	55	78	66	55	50	53	57	62
1923	62	62	60	60	58	60	45	45	47	46	48	48
1924	59	53	51	49	48	50	62	73	71	105	108	111
1925	128	134	123	81	90	91	82	84	88	60	60	81

<sup>1</sup> These prices are the estimated prices of farm products received by producers on the 15th of the month, as currently reported in the supplements to Crops and Markets, monthly, by States; or, in the case of some products for which prior to January, 1924, prices were reported on the 1st of the month, converted to the 15th of the month by averaging the prices reported on the 1st of two successive months. Prices were first collected monthly in 1908, the list being extended from time to time. All the available monthly prices are shown.



TABLE 57.—North Dakota: Monthly farm price—Continued

CORN

[Cents per bushel]

Year	Jan.	Feb.	Mar.	Apr.	May	June	July	Aug.	Sept.	Oct.	Nov.	Dec.
1908.....	58	54	59	66	68	63	66	66	66	53	61	62
1909.....	65	64	64	60	68	70	68	63	58	54	54	56
1910.....	58	59	60	50	50	60	62	61	66	63	59	55
1911.....	53	54	53	52	54	55	60	63	60	60	63	60
1912.....	55	62	70	72	70	68	68	69	68	49	46	44
1913.....	46	46	48	48	54	55	52	52	52	50	50	52
1914.....	31	54	54	54	54	63	64	62	64	64	59	60
1915.....	59	62	66	67	68	66	66	65	50	58	63	66
1916.....	68	70	70	71	74	78	76	73	78	86	85	86
1917.....	90	94	100	122	124	121	128	140	138	143	150	150
1918.....	158	172	178	168	158	158	169	174	166	140	125	133
1919.....	139	135	132	102	176	174	168	168	146	140	135	145
1920.....	155	158	150	102	176	174	168	150	139	100	82	145
1921.....	59	63	75	62	60	60	62	60	60	38	30	35
1922.....	40	44	48	54	50	49	48	54	61	46	50	52
1923.....	62	55	57	50	54	62	51	55	50	57	57	67
1924.....	53	56	56	58	55	58	79	87	91	90	81	80
1925.....	84	80	81	70	70	86	82	85	74	58	58	56

OATS

[Cents per bushel]

1908.....	44	44	44	46	46	48	48	46	42	40	42	42
1909.....	43	44	46	48	52	52	51	42	32	31	32	34
1910.....	30	38	39	38	35	36	41	44	40	38	37	38
1911.....	37	34	34	36	36	38	42	42	39	38	40	40
1912.....	41	43	40	50	52	62	50	38	27	24	23	23
1913.....	24	24	24	24	27	30	31	31	32	30	30	30
1914.....	32	32	32	31	32	33	32	33	36	36	36	38
1915.....	42	44	45	48	40	43	40	34	27	26	26	30
1916.....	36	37	34	34	34	32	32	34	38	40	42	42
1917.....	48	47	50	50	50	57	61	57	53	56	58	66
1918.....	75	82	88	88	77	70	76	73	64	58	58	62
1919.....	60	54	55	62	66	66	66	68	64	64	66	72
1920.....	78	79	83	92	93	96	94	71	50	43	38	34
1921.....	30	29	20	20	25	26	26	24	22	20	20	20
1922.....	22	26	28	30	30	30	28	22	19	22	25	28
1923.....	29	30	30	32	32	30	26	24	26	28	28	31
1924.....	31	34	35	36	36	36	42	39	30	41	36	40
1925.....	45	42	35	20	32	38	34	31	20	20	26	29

BARLEY

[Cents per bushel]

1908.....	67	66	61	58	55	60	48	48	48	46	45	46
1909.....	48	50	50	54	58	60	56	48	44	43	42	44
1910.....	47	48	48	46	44	44	48	52	62	62	64	60
1911.....	64	62	67	74	72	60	66	78	82	82	84	83
1912.....	86	88	80	94	91	83	66	40	40	38	36	34
1913.....	35	36	36	35	38	40	40	44	48	45	41	39
1914.....	38	40	40	38	38	38	38	43	44	41	44	45
1915.....	51	58	58	53	53	55	52	46	38	38	42	46
1916.....	54	54	50	52	54	54	53	60	69	74	80	76
1917.....	76	84	92	104	102	90	95	98	100	102	100	108
1918.....	122	146	160	151	122	90	86	83	74	70	72	72
1919.....	70	67	72	82	60	61	94	103	162	103	107	116
1920.....	124	120	124	136	140	136	112	85	75	67	59	51
1921.....	44	43	44	40	37	37	36	36	35	34	31	27
1922.....	28	34	39	42	43	41	38	34	32	34	38	34
1923.....	41	40	41	43	44	42	40	38	38	40	40	43
1924.....	42	45	40	40	51	61	55	59	60	70	64	64
1925.....	73	76	71	64	65	66	67	59	49	43	43	45

TABLE 57.—North Dakota: Monthly farm price—Continued

FLAXSEED

[Cents per bushel]

Year	Jan.	Feb.	Mar.	Apr.	May	June	July	Aug.	Sept.	Oct.	Nov.	Dec.
1908	100	103	103	104	107	108	108	109	108	108	114	122
1909	128	136	146	149	153	156	147	132	124	132	148	160
1910	188	198	198	204	203	190	198	220	240	234	234	230
1911	227	235	238	240	236	218	208	204	200	206	198	184
1912	187	189	191	199	203	204	188	170	154	130	123	110
1913	110	118	116	109	114	116	116	123	128	123	120	123
1914	127	132	136	136	136	138	146	148	137	134	123	132
1915	150	162	168	172	172	164	150	146	148	158	172	182
1916	201	212	204	196	181	166	187	180	164	220	244	251
1917	256	258	260	254	267	284	278	266	314	390	267	304
1918	317	340	368	378	369	358	380	392	370	358	347	337
1919	318	318	341	359	380	424	503	538	498	495	420	441
1920	455	466	462	447	422	390	344	300	282	259	208	168
1921	157	152	146	136	140	150	100	168	168	156	144	146
1922	163	196	215	220	234	233	218	201	194	202	211	221
1923	234	245	261	278	267	247	228	208	207	212	212	213
1924	221	225	225	220	220	220	220	208	203	210	220	230
1925	270	290	270	240	250	247	225	230	230	227	228	232

CABBAGE

[Dollars per 100 pounds]

1910	1.02	2.20	2.00	2.33	3.00	3.00	3.36	3.88	3.67	3.35	3.50	3.70
1911	3.50	3.80	1.74	1.75	1.44	5.20	3.82	3.02	3.05	2.50	2.10	2.48
1912	3.00	3.50	3.53	4.40	4.90	4.75	4.36	2.90	2.10	1.80	1.80	2.24
1913	2.20	3.00	2.50	2.75	2.71	3.00	2.83	3.38	2.80	3.10	3.25	3.50
1914	3.50	3.25	4.00	3.85	3.85	3.90	4.15	3.00	3.05	2.75	2.50	2.95
1915	3.40	3.05	3.10	3.50	3.50	3.70	4.00	2.60	2.35	2.00	2.20	2.35
1916	2.90	3.40	3.40	3.50	4.00	4.30	4.10	3.20	2.90	2.80	3.70	4.00
1917	4.50	5.70	7.40	8.00	9.80	8.90	5.10	4.50	3.30	3.80	3.70	3.80
1918	4.90	4.70	4.60	4.80	5.10	4.30	3.70	3.80	3.00	3.40	3.40	3.25
1919	4.00	3.80	4.10	5.30	7.10	7.70	6.00	4.90	4.00	4.00	4.10	4.00
1920	5.50	6.40	6.20	6.50	7.10	6.70	6.70	4.80	3.50	3.70	3.00	3.60
1921	3.00	3.00	3.50	4.00	4.50	4.50	4.50	5.00	3.00	4.00	3.70	4.00
1922	4.00	5.00	6.30	6.30	6.00	6.00	6.00	4.00	3.50	3.00	3.10	3.00
1923	3.50	3.70	3.80	5.00	6.00	5.30	5.70	3.80	3.20	3.50	3.20	3.60
1924	4.00	4.00	4.30	4.50	4.70	4.70	4.70	4.30	3.30	3.20	3.90	4.30
1925	3.30	4.00	3.70	4.00	4.40	5.80	5.30	5.00	3.70	4.00	3.70	3.78

ONIONS

[Cents per bushel]

1910	185	161	177	235	225	262	179	180	173	150	160	200
1911	162	175	180	235	188	248	205	215	165	120	120	150
1912	127	130	150	140	155	164	190	170	160	150	165	170
1913	160	170	190	215	225	210	210	160	150	155	138	150
1914	150	145	165	160	150	200	184	170	140	140	130	125
1915	140	140	170	170	170	200	200	180	183	160	220	240
1916	240	325	580	590	600	530	450	300	220	240	250	250
1917	250	285	255	230	210	250	250	266	210	190	200	210
1918	260	250	285	290	350	410	440	370	260	270	310	330
1919	330	380	390	415	450	440	420	320	200	230	250	200
1920	260	175	200	200	200	200	300	250	200	266	200	200
1921	200	240	250	300	350	350	350	350	200	200	240	185
1922	240	200	230	230	280	260	270	230	210	210	231	234
1923	270	270	290	300	270	250	260	250	220	200	193	200
1924	210	240	243	235	240	334	245	280	205	244	215	241

TABLE 57.—North Dakota: Monthly farm price—Continued

POTATOES

[Cents per bushel]

Year	Jan.	Feb.	Mar.	Apr.	May	June	July	Aug.	Sept.	Oct.	Nov.	Dec.
1908	60	67	68	60	70	72	80	76	66	61	57	58
1909	60	62	63	77	85	85	83	67	48	42	42	44
1910	51	52	50	44	40	40	56	80	104	88	94	90
1911	90	90	90	91	102	107	127	118	78	60	54	50
1912	63	73	80	86	94	93	94	74	40	28	26	30
1913	36	34	30	30	23	26	34	48	51	52	47	57
1914	57	58	59	58	60	64	77	78	69	46	41	45
1915	47	48	48	42	40	43	57	60	46	39	39	44
1916	52	65	72	67	66	71	74	82	94	100	108	118
1917	122	146	182	202	220	210	192	166	151	134	128	134
1918	146	148	118	92	90	90	123	130	102	83	74	78
1919	81	82	78	72	68	70	112	158	182	156	158	168
1920	194	227	260	336	430	432	353	249	183	102	93	91
1921	81	87	89	82	68	67	88	112	114	90	71	75
1922	88	94	86	88	88	81	90	80	44	39	30	32
1923	34	30	38	35	34	32	53	72	60	45	40	45
1924	49	60	56	53	51	45	51	103	69	30	36	38
1925	49	60	46	65	48	53	63	147	102	103	160	160

TOMATOES

[Cents per bushel]

Year	Aug.	Sept.	Oct.	Year	Aug.	Sept.	Oct.
1912	200	170	128	1910	350	220	200
1913	175	150	145	1920	300	175	250
1914	220	160	150	1921	250	100	
1915		165	155	1922			175
1916	200	165	169	1923	210	168	190
1917		250	150	1924	375	300	330
1918		230	250	1925	175		

TURNIPS

[Cents per bushel]

Year	Jan.	Feb.	Nov.	Dec.	Year	Jan.	Feb.	Nov.	Dec.
1912			50	43	1910	75	82	130	170
1913	38	50	46	51	1920	130	256	150	125
1914	60	47	54	55	1921	150	100	150	150
1915	60	60	42	50	1922	150	150	160	120
1916	55	63	60	85	1923	81	60	87	120
1917	85	76	100	105	1924	100	120	134	90
1918	115	100	78	75	1925	92	120	180	156

BEANS, DRY

[Dollars per bushel]

Year	Jan.	Feb.	Mar.	Apr.	May	June	July	Aug.	Sept.	Oct.	Nov.	Dec.
1910										2.71	3.00	3.08
1911	2.75	2.50	2.85	2.71	2.90	2.79	2.70	2.43	2.89	3.00	3.00	2.80
1912	2.90	2.85	2.99	3.05	3.00	2.85	3.02	3.08	3.08	2.43	2.90	3.00
1913	3.00	3.06	2.80	2.94	2.97	3.04	2.90	2.92	2.83	2.90	2.93	2.79
1914	2.74	2.70	2.90	2.76	2.83	2.70	2.75	3.10	3.10	3.00	2.95	2.80
1915	3.05	3.10	3.10	3.50	3.20	3.45	3.25	3.29	3.30	3.26	3.39	3.75
1916	3.62	3.93	4.10	4.25	4.20	3.90	5.00	5.60	6.27	5.20	6.00	6.75
1917	6.10	6.70	7.90	8.00	9.20	10.30	10.70	11.00	9.40	7.80	8.65	9.10
1918	6.40	9.40	9.90	9.20	9.70	8.30	8.90	9.00	10.00	7.30	7.00	6.40
1919	6.50	6.50	5.50	5.70	5.40	5.10	6.00	6.00	5.40	6.20	6.40	5.60
1920	5.80	6.20	5.70	5.70	5.90	5.50	5.10	5.10	4.50	4.50	4.50	4.20
1921	4.00	4.00	4.25	4.00	3.75	3.75	3.75	3.50	3.50	3.75	3.90	3.25
1922	3.60	3.50	3.50	4.00	4.00	4.00	4.00	4.00	4.00	4.00	4.20	4.20
1923	4.70	4.70	4.00	5.25	4.60	4.90	5.10	4.80	4.10	4.00	4.20	4.50
1924	4.20	4.30	4.30	4.40	4.30	4.20	3.90	4.20	4.20	3.80	4.00	4.20
1925	3.80	3.80	4.40	4.10	4.10	4.14	4.10	3.80	4.50	3.98	3.80	3.50

TABLE 57.—North Dakota: Monthly farm price—Continued

HAY (LOOSE)

[Dollars per ton]

Year	Jan.	Feb.	Mar.	Apr.	May	June	July	Aug.	Sept.	Oct.	Nov.	Dec.
1908	4.90	4.70	4.67	4.62	4.65	5.02	5.12	4.05	4.65	4.70	4.60	4.78
1909	4.75	5.03	5.45	5.75	6.65	7.05	6.00	5.00	4.80	4.85	4.95	5.15
1910	5.40	5.60	5.65	5.40	5.15	5.80	7.40	8.20	7.90	7.40	7.35	8.30
1911	0.20	0.70	9.70	9.45	9.50	8.60	7.25	6.96	6.15	6.40	7.25	7.00
1912	7.00	6.95	6.80	6.55	7.00	7.00	5.70	4.85	4.70	4.00	5.00	5.65
1913	5.35	5.10	5.25	5.45	5.65	5.85	5.45	5.20	5.15	5.45	6.80	5.90
1914	5.70	5.70	5.90	6.15	6.50	6.50	5.80	5.05	5.10	5.10	6.10	6.20
1915	5.30	5.55	5.05	5.60	5.95	6.20	5.80	5.30	5.10	5.25	5.55	5.85
1916	0.30	6.65	6.55	6.85	6.95	7.30	6.70	6.20	6.50	6.20	5.90	6.05
1917	0.30	6.75	7.40	8.55	8.95	9.10	9.10	9.10	9.85	10.60	11.30	11.30
1918	11.80	12.45	12.65	12.75	12.80	11.95	11.30	12.15	11.85	11.80	13.55	14.55
1919	14.50	15.35	15.65	16.15	17.20	14.55	12.90	14.70	14.70	13.60	13.70	14.50
1920	15.05	17.10	16.80	17.20	16.75	15.75	14.60	13.65	12.25	11.45	10.60	10.20
1921	0.70	8.65	8.55	9.30	8.85	7.50	7.60	7.85	7.50	6.85	6.75	8.35
1922	8.25	8.38	9.43	9.95	9.90	7.85	6.60	6.36	6.20	6.10	6.65	7.10
1923	6.35	6.25	6.85	6.80	6.15	6.25	6.05	5.25	5.25	5.35	6.00	6.20
1924	5.50	6.50	7.60	7.00	6.90	7.50	7.20	6.80	6.90	7.50	7.70	7.90
1925	8.00	7.90	7.70	7.00	8.40	7.70	8.10	7.20	6.50	8.40	8.00	8.90

ALFALFA HAY

[Dollars per ton]

1914										13.50		9.80
1915	18.00	11.00	11.00		13.00	16.00	9.70	12.30	15.00	8.00	8.80	10.60
1916		12.00	11.80			14.00	12.10	10.80	9.60	11.20	10.60	9.90
1917	9.20	10.80	13.40	10.60	11.60		10.00	11.90		12.20	15.00	13.80
1918	13.30	19.50	19.00	19.80	16.20	15.50	15.00	15.80		19.30	16.80	16.70
1919	23.30	21.50	22.00	21.50	23.90		19.30	23.70	19.00	22.50	19.70	24.00
1920	21.10	27.00	26.00	24.50	27.70	33.30	22.20	20.00	20.00	18.00	18.00	18.00
1921	18.00	16.00	16.00	15.00	12.00	13.00	12.00	12.00	12.00	12.00	12.00	12.00
1922	12.00	13.00	14.00	12.00	11.00	12.00	12.00	11.00	12.00	10.00	10.00	10.00
1923	9.50	10.50	12.00	11.50		10.80	13.00	15.50	14.00	15.00	12.00	11.00
1924	11.50	12.00	12.50	12.50	12.00	10.50	10.80	10.80	10.20	11.40	11.20	10.50
1925	12.00	12.00	14.00	11.10	11.70	10.50	13.00	11.00	10.60	10.70	11.00	10.50

CLOVER HAY

[Dollars per ton]

1914										8.00		10.00
1915		8.20	11.00		8.50		7.00	12.00				11.00
1916	8.00					16.00		10.60	10.00	9.50		
1917	10.10		10.00	12.50				10.40				15.50
1918		17.75	18.00	18.50				14.00				19.60
1919	22.50	21.00		20.60	19.30		18.00	20.00	19.00	20.70	18.00	22.00
1920	22.00	23.00		25.20	25.30	26.50			15.00	15.00	15.00	14.00
1921	14.00	11.00	17.00	10.00	9.00	10.60	9.00	9.00	9.00	9.50	10.00	10.00
1922	10.00	10.50	12.00	10.00		10.00	10.00	10.00	11.00	8.00	8.50	8.50
1923	6.50			12.00							10.00	9.00
1924	10.00	10.00	10.00	10.00	9.50	10.00	9.50	10.00	10.00	11.50	11.50	11.50
1925	11.00	10.50	11.00	10.20	11.30		8.60	9.50		10.60	10.00	9.00

TIMOTHY HAY

[Dollars per ton]

1914										8.50	9.00	8.50
1915	10.10	7.30	9.00	8.70	8.50	9.00	8.20	9.00	13.00	8.50	8.00	9.40
1916	8.00	8.10	9.20	9.00	9.00	10.50	11.00	9.50	8.90	8.00	10.00	8.00
1917	8.75	8.90	10.10	10.00	11.50	10.40	10.00	10.30	10.70	11.25	14.70	15.00
1918	14.90	10.50	17.40	18.10	17.10	15.20	14.30	13.30	15.00	15.80	15.00	17.00
1919	18.00	18.50	17.60	19.10	19.30	17.80	19.70	18.00	18.00	21.20	18.30	21.70
1920	21.00	21.10	10.50	20.00	20.00	20.00	19.60	10.70	18.00	16.00	16.00	15.00
1921	14.00	12.00	12.00	11.00	9.00	10.00	10.00	10.00	10.00	10.70	11.00	10.50
1922	10.50	11.00	12.50	11.00	10.00	12.00	12.00	10.00	11.00	8.00	8.50	9.00
1923	9.30			10.00	13.00							7.30
1924	8.00	9.00	9.50	10.00	9.50	10.00	10.00	8.50	8.30	8.00	10.00	10.00
1925	10.20		9.30	10.00	9.30	10.20	8.00	8.50		9.30	9.00	8.70

TABLE 57.—North Dakota: Monthly farm price—Continued

PRAIRIE HAY

[Dollars per ton]

Year	Jan.	Feb.	Mar.	Apr.	May	June	July	Aug.	Sept.	Oct.	Nov.	Dec.
1914										5.80	6.20	6.40
1915	6.10	6.50	6.40	6.30	6.30	6.50	6.00	6.90	5.90	5.70	5.90	6.30
1916	7.00	6.70	7.60	7.20	8.00	8.70	7.30	6.70	6.45	6.50	6.85	7.00
1917	6.80	7.60	8.40	8.80	8.70	9.60	8.70	9.00	9.50	10.20	10.90	13.70
1918	11.90	14.35	13.90	13.70	13.00	12.60	12.10	10.70	11.60	12.00	13.50	14.00
1919	15.10	14.50	15.50	17.30	17.60	16.80	15.10	15.80	16.40	16.60	16.40	17.00
1920	17.30	17.60	17.20	18.60	21.60	20.10	18.00	13.60	13.50	12.00	11.50	10.50
1921	9.50	8.50	8.00	7.50	7.00	7.50	7.50	8.00	7.50	7.20	7.50	7.50
1922	7.50	8.60	9.00	7.00	7.50	8.00	7.50	8.00	8.00	6.50	6.70	8.00
1923	0.00	6.20	8.40	7.50	6.80	8.00	8.00	8.50	7.80	9.30	7.50	7.00
1924	7.10	7.00	7.30	7.30	7.30	7.50	7.00	6.80	6.75	7.40	7.00	6.90
1925	7.70	7.50	7.60	7.40	8.20	7.30	7.00	6.00	6.30	8.10	7.80	7.00

CLOVER SEED (AS DOUGLIF)

[Dollars per bushel]

1912						10.00	12.67		12.00	10.00		12.00
1913		13.50	12.00	13.67	12.00			14.10	13.10	12.00	12.50	
1914			10.00	12.00	11.35	12.50		11.50			8.50	12.00
1915		12.10	9.00	13.00			12.60	12.00	12.50		12.00	
1916				14.60		12.70			10.60	9.00		10.30
1917		11.30					12.00					15.00
1918	15.00		21.00	18.60	10.70			18.30				
1919		27.30	19.00	22.00	27.80	28.00						
1920	31.50		33.30	26.00	34.00				15.00	16.80	16.80	16.80
1921	17.40	16.20	16.80	16.20	15.00	15.00	15.00	13.20	12.60	12.60	12.20	12.60
1922	12.00	12.00	12.00	14.00							10.50	
1923				15.80								
1924		18.00	18.20	17.50	16.60			13.00	13.00			18.00
1925	17.00		19.50	17.00	16.00	15.80	17.30	21.50			18.00	18.00

TIMOTHY SEED (AS SOLD)

[Dollars per bushel]

1910									2.12			
1911			4.50	4.51	5.00	5.50	4.00	5.50		5.65	5.75	5.60
1912	5.67	6.00	6.00	6.67	5.00	4.75	5.88	2.00	3.50	5.00		3.12
1913	1.50	2.25	2.10	2.45	2.06	1.88	2.00	2.05	2.88	2.60	2.40	
1914		3.00		2.25	2.30	2.35	2.25		3.00	2.40	2.30	2.60
1915	3.00	2.95	2.40	2.60	2.80	2.70	2.10	3.00	2.55	2.60	2.35	3.00
1916	4.00	3.25	3.00	2.95	3.30	2.90	3.00	2.80	2.64	2.40	2.50	2.90
1917	3.00	2.70	2.80	2.90	3.40	2.40		2.80	3.00	2.75	2.90	2.80
1918	3.30	3.50	3.40	3.30	3.40	3.50		3.50			4.75	3.67
1919		4.30	4.40	3.80	4.60	4.20		4.40	4.00	4.00	3.90	4.50
1920	5.00		5.50	4.50	5.50				3.25	3.25	3.25	3.50
1921	3.25	3.50	3.50	3.25	3.25	3.25	3.25	2.25	2.00	2.25	3.00	2.70
1922	3.00	3.00	3.00	2.50							2.50	2.50
1923			2.60	3.00						3.50	3.60	3.90
1924	4.00	4.00	3.50	3.50	3.70						3.20	4.00
1925			3.20	3.80	3.00	3.50	3.25	3.40	4.00	3.30	4.00	3.70

TIMOTHY SEED (AS BOUGHT)

[Dollars per bushel]

1912						6.80	6.80		5.12	4.50		2.12
1913		2.50	3.00	2.53	2.91	2.66	2.39	2.50	2.50	3.00	3.75	3.00
1914			2.75	2.00	2.50	2.85	2.00		3.00	3.05	2.40	2.85
1915		3.75	3.50	2.85	3.00	3.00		3.10	3.20	3.40		3.00
1916		3.50	4.10	3.75	3.60		3.70	3.30	3.30	3.10	3.10	3.00
1917		3.00	4.00	3.00	3.80		3.90		3.80	6.50	4.00	4.60
1918		4.40	4.50	4.60	3.80	3.90	5.00	4.30	4.00	4.30		4.95
1919		5.50	5.30	4.70	4.90	5.00	5.20		5.20	4.60	4.60	4.60
1920		6.20		6.40	5.20	6.90	5.70			4.50	5.00	5.50
1921		5.50	5.50	5.50	5.40	5.20	5.00	5.00	4.05	3.00	3.15	4.00
1922		4.00	4.00	4.00	4.00		4.00	4.00	3.50	3.00	3.00	5.00
1923					3.40							
1924		4.50	4.70	4.50	4.20	4.30				6.00	5.60	5.20
1925		4.50	4.80	3.70	3.10	3.80		5.50	4.00	5.00	3.50	4.00

TABLE 57.—North Dakota: Monthly farm price—Continued

ALFALFA SEED (AS BOUGHT)

[Dollars per bushel]

Year	Jan.	Feb.	Mar.	Apr.	May	June	July	Aug.	Sept.	Oct.	Nov.	Dec.
1912						16.00	12.93	12.00	12.50	12.00		12.67
1913	12.25	13.50	11.63	13.17	12.00	16.00	16.45	15.00	13.80	12.50	12.50	12.60
1914	12.80		14.00	12.60	11.70	12.10		12.30				14.00
1915	13.20	12.10	11.00	14.00	12.50	14.80	13.80	15.00	13.50		12.00	
1916		15.00		18.50		18.50		13.50	12.00		15.50	16.00
1917			20.00	12.70		13.30					15.50	
1918	13.70	14.00	16.00	16.40	18.40	21.00		14.10			14.00	13.75
1919	14.40	15.60	18.40	15.50	20.40	18.70			16.00	13.50	14.00	
1920	24.10	27.30	28.50	30.30	31.50	29.60	24.50	19.00			22.50	
1921	10.80	16.20	17.40	16.80	16.20	15.00	15.00	13.50	15.00	16.80	16.80	16.80
1922	13.80	12.80	13.00	14.00	15.00	15.00		13.80	13.20	13.20	12.50	13.20
1923		12.20						14.80		12.00	11.50	
1924		20.00	20.00	21.00	20.00					22.00	20.00	17.00
1925	15.30	16.00	15.80	16.90	18.00	21.20	22.40	23.50		18.00		

BEEF CATTLE

[Dollars per 100 pounds]

1910	3.00	4.00	4.20	4.20	4.50	5.20	4.20	3.60	3.70	3.70	3.60	3.70
1911	3.60	3.80	3.90	4.00	4.00	3.70	3.60	3.50	3.70	3.70	3.70	3.80
1912	3.80	4.00	4.00	4.20	4.50	4.60	4.20	4.70	4.70	5.10	4.80	4.80
1913	5.10	5.10	5.20	5.30	5.50	5.70	5.50	5.60	5.60	5.80	5.40	5.40
1914	5.40	5.40	5.60	5.70	5.90	5.90	5.90	6.20	5.80	6.80	5.60	5.60
1915	5.40	5.30	5.30	5.40	5.80	5.80	5.70	5.80	5.50	5.70	5.20	5.10
1916	6.20	5.50	5.80	6.10	6.40	6.40	6.20	6.00	6.20	6.00	5.90	5.90
1917	5.90	6.70	7.40	8.40	8.20	8.30	7.30	7.10	7.30	7.50	7.10	7.60
1918	7.40	7.80	8.10	8.40	8.60	9.00	8.50	8.50	9.60	8.90	7.40	7.90
1919	8.40	8.40	9.10	9.00	10.00	9.40	8.70	8.80	8.10	7.00	7.10	7.30
1920	7.70	7.70	7.40	8.10	8.10	7.90	7.30	6.80	6.70	6.20	6.20	5.00
1921	5.00	5.00	5.50	6.70	5.90	5.20	4.00	4.80	4.30	4.10	3.90	4.20
1922	4.00	4.30	4.90	4.80	5.30	5.30	5.50	5.00	4.80	4.80	4.50	4.70
1923	5.10	5.20	5.30	6.30	5.10	5.30	6.30	4.90	4.00	4.00	4.00	4.30
1924	4.60	4.70	5.10	5.30	5.00	5.00	1.80	4.60	4.50	4.40	4.40	4.30
1925	4.40	4.50	5.20	5.20	5.50	5.40	5.30	5.30	5.10	5.20	4.80	5.20

VEAL CALVES

[Dollars per 100 pounds]

1910	5.00	5.70	5.50	6.30	5.80	6.80	6.10	5.70	5.10	5.10	4.60	6.30
1911	5.40	5.50	5.40	5.20	5.20	5.60	5.00	5.10	5.10	5.10	5.20	5.30
1912	5.20	5.40	5.60	5.50	5.50	5.50	5.40	6.00	6.10	6.70	6.30	6.30
1913	6.70	6.50	6.80	6.00	6.00	7.40	6.60	6.90	7.10	7.00	6.90	6.90
1914	7.40	7.40	7.30	7.50	7.30	7.60	7.40	8.10	7.50	7.40	7.40	7.80
1915	7.00	7.10	6.80	6.90	6.70	7.10	7.20	7.70	6.90	7.10	6.80	6.80
1916	6.90	7.20	7.40	7.50	7.80	7.30	8.10	8.10	8.40	8.00	7.90	8.60
1917	8.00	9.10	9.50	6.70	10.50	10.50	10.20	9.80	9.80	10.60	9.80	10.10
1918	10.40	10.40	11.00	10.80	11.00	10.80	10.00	11.30	11.70	11.60	10.80	10.80
1919	11.10	11.20	11.30	11.40	11.30	11.20	11.95	11.80	11.60	10.60	10.50	11.00
1920	11.10	11.20	11.30	10.80	10.45	10.30	10.40	10.10	10.00	9.50	9.50	7.30
1921	7.80	7.50	7.80	6.70	6.90	6.90	6.00	6.40	6.00	6.00	6.00	5.70
1922	5.80	6.20	6.50	6.30	6.50	6.60	6.70	6.60	6.50	6.50	6.30	6.40
1923	6.80	7.00	6.70	6.50	7.40	6.60	7.00	6.70	7.00	7.30	6.30	6.30
1924	6.00	7.00	7.20	7.30	7.00	6.80	6.90	6.50	6.80	6.60	6.40	6.70
1925	7.10	6.80	7.60	7.40	7.00	7.20	7.50	8.00	7.90	8.00	7.90	7.40

MILK COWS

[Dollars per head]

1910	43.80	39.10	39.00	43.40	41.00	41.00	42.50	39.80	38.00	39.10	38.00	40.00
1911	41.00	41.50	41.00	42.10	40.90	40.70	39.40	38.00	39.20	38.30	40.00	40.40
1912	40.80	43.10	43.60	44.00	45.70	46.00	43.80	47.40	47.40	49.00	50.90	51.60
1913	52.10	55.90	55.90	53.80	59.80	59.20	59.00	64.70	65.00	55.60	64.00	62.60
1914	62.30	61.80	63.70	65.00	64.60	64.20	65.00	65.50	65.70	65.80	63.00	62.60
1915	62.50	61.80	62.20	60.50	61.60	63.80	65.60	63.00	62.20	62.40	58.90	59.30
1916	60.00	60.40	60.50	62.60	63.70	63.00	63.90	62.50	63.00	63.50	64.60	65.80
1917	65.00	65.00	68.50	74.40	79.20	75.00	75.00	75.00	75.00	76.50	72.20	74.30
1918	74.90	77.10	81.20	82.10	81.00	80.10	82.50	84.20	84.70	85.30	84.60	85.30
1919	81.10	84.60	87.80	85.00	90.30	85.70	88.70	87.00	81.00	82.70	81.70	84.70
1920	82.70	82.50	85.00	86.50	84.60	85.00	81.70	77.00	80.00	78.00	70.00	65.00
1921	50.00	57.00	58.00	64.00	60.00	63.00	48.00	50.00	49.00	47.00	47.00	45.00
1922	43.00	43.00	46.00	48.00	50.00	50.00	52.00	48.00	48.00	46.00	46.00	46.00
1923	46.90	48.30	48.70	50.20	49.80	48.40	49.00	48.40	49.50	50.00	48.00	46.10
1924	45.00	47.70	50.00	52.00	51.00	51.60	50.00	50.00	50.00	48.00	47.40	43.00
1925	43.80	44.90	48.30	48.30	49.60	49.30	50.10	49.10	47.70	52.30	50.00	51.10

TABLE 57.—North Dakota: Monthly farm price—Continued

MILK, WHOLESALE  
[Cents per gallon]

Year	Jan.	Feb.	Mar.	Apr.	May	June	July	Aug.	Sept.	Oct.	Nov.	Dec.
1910.....	21	22	22	20	23	20	21	21	23	22	22	22
1911.....	22	22	22	22	22	21	21	20	20	21	22	23
1912.....	22	23	24	24	23	21	22	23	22	24	25	24
1913.....	23	23	24	22	21	22	22	23	24	25	23	25
1914.....	21	21	21	21	22	22	22	21	22	24	20	21
1915.....	21	21	21	20	20	20	21	22	21	22	22	22
1916.....	21	22	20	24	25	25	24	24	21	20	23	24
1917.....	31	30	29	30	28	28	30	37	29	33	33	30
1918.....	34	33	36	32	31	33	33	33	34	36	40	38
1919.....	38	39	37	37	38	39	40	38	36	36	39	39
1920.....	36	36	36	36	36	32	28	28	28	32	32	30
1921.....	30	30	30	30	33	30	30	30	30	30	30	30
1922.....	31	35	36	33	33	35	33	32				
1923.....												

[Dollars per 100 pounds]

1923.....								2.28	2.38			
1924.....	2.90							2.10	3.00			3.10
1925.....			2.70			3.40	3.26		3.50	3.98	3.00	3.60

BUTTER  
[Cents per pound]

1908.....		24	22	21	21	20	20	20	22	24	26	28
1910.....	28	27	25	24	23	22	22	23	24	25	25	26
1911.....	26	23	20	20	20	18	16	15	20	22	24	23
1912.....	27	26	24	23	22	21	20	21	23	25	28	29
1913.....	28	26	24	23	24	23	22	22	25	27	28	28
1914.....	27	26	24	23	22	20	20	22	24	25	26	28
1915.....	28	25	21	22	22	22	22	22	24	24	26	28
1916.....	28	27	25	24	26	25	24	24	26	29	32	36
1917.....	36	34	32	31	36	34	34	34	36	38	40	41
1918.....	42	43	42	38	38	39	35	38	41	46	40	52
1919.....	50	43	42	46	40	48	46	50	51	64	59	62
1920.....	63	57	54	50	55	52	50	50	50	52	52	48
1921.....	42	38	36	36	39	24	28	32	33	36	38	37
1922.....	32	29	30	30	28	23	28	28	30	34	37	42
1923.....	41	41	40	40	38	38	34	36	39	41	43	45
1924.....	46	43	43	40	36	35	36	36	35	38	36	37
1925.....	39	34	34	37	37	37	37	40	42	45	46	46

BUTTERFAT  
[Cents per pound]

1920.....									55	55	50	45
1921.....	43	38	39	30	25	23	30	38	32	37	38	35
1922.....	27	26	31	31	31	29	30	25	30	35	42	46
1923.....	47	41	44	45	39	33	34	37	43	46	47	50
1924.....	51	48	45	38	36	35	38	33	34	33	33	36
1925.....	38	32	38	39	37	38	37	42	41	47	47	45

HOGS

[Dollars per 100 pounds]

1910.....	7.90	7.60	8.60	8.00	8.80	8.30	7.60	7.40	7.10	7.10	7.00	6.40
1911.....	6.40	6.40	6.20	5.90	5.60	5.50	5.20	5.60	5.80	5.80	6.80	5.60
1912.....	5.50	5.40	5.60	6.40	6.40	6.20	6.00	6.40	6.70	7.40	7.30	7.00
1913.....	7.00	7.00	7.20	7.40	7.10	7.20	7.20	7.20	7.20	7.10	6.60	6.60
1914.....	6.70	6.60	7.10	7.20	7.10	6.90	6.80	7.10	7.20	6.80	6.30	6.00
1915.....	6.00	5.70	5.60	5.70	6.10	6.20	6.20	6.00	6.10	6.40	5.80	5.20
1916.....	5.50	6.50	7.90	7.90	8.10	8.00	8.00	8.20	8.90	8.10	8.00	8.10
1917.....	8.50	9.60	12.10	13.70	14.20	13.80	13.30	14.00	15.40	15.90	14.50	15.00
1918.....	14.60	14.50	15.20	15.20	15.20	15.10	14.70	16.20	16.40	16.10	15.60	16.40
1919.....	15.30	15.20	15.80	17.10	18.00	17.60	18.70	18.50	16.50	13.00	12.00	11.80
1920.....	12.40	12.70	12.50	12.60	12.30	12.30	12.50	12.50	13.00	13.00	11.30	8.20
1921.....	8.00	7.50	8.00	7.50	7.20	6.60	7.00	7.60	6.50	6.20	5.80	5.60
1922.....	5.90	7.20	8.00	7.50	8.00	8.00	8.20	7.40	7.00	7.30	7.00	6.90
1923.....	6.80	6.80	7.00	6.70	6.50	5.80	5.40	5.60	6.30	6.90	5.50	5.30
1924.....	5.50	5.70	5.60	6.80	5.70	5.70	5.60	7.30	7.30	8.10	7.50	7.10
1925.....	8.10	8.40	10.50	10.60	9.90	9.30	10.80	11.20	10.60	10.30	9.90	9.60

TABLE 57.—North Dakota: Monthly farm price—Continued

SHEEP

[Dollars per 100 pounds]

Year	Jan.	Feb.	Mar.	Apr.	May	June	July	Aug.	Sept.	Oct.	Nov.	Dec.
1910	4.80	4.70	3.70	4.80	5.50	5.30	4.70	5.10	4.00	4.90	4.30	3.90
1911	4.20	3.90	4.00	4.10	4.30	4.20	4.20	4.00	3.70	3.80	3.70	3.90
1912	3.80	3.90	4.20	4.20	4.40	4.30	4.30	4.10	4.20	4.20	4.30	4.38
1913	4.50	4.70	4.80	4.80	5.20	5.10	4.80	4.70	4.70	4.80	4.70	4.50
1914	4.50	4.90	4.80	4.70	4.90	4.70	5.00	5.19	4.89	4.80	4.80	4.70
1915	4.00	4.70	5.20	5.10	5.30	5.30	5.30	5.20	5.20	5.00	5.00	5.30
1916	5.30	5.40	5.40	6.00	6.20	6.20	6.10	6.50	6.20	6.30	6.30	6.50
1917	7.10	7.60	8.20	8.70	9.10	9.20	8.60	8.00	8.70	9.00	9.50	9.70
1918	6.50	10.20	10.40	11.00	10.10	10.40	10.20	10.50	11.70	10.40	9.20	9.20
1919	10.20	0.60	10.40	10.25	10.20	9.30	8.70	9.00	8.70	7.00	7.00	7.20
1920	8.30	8.50	8.00	10.00	9.00	7.40	8.00	7.50	7.20	6.50	6.50	4.90
1921	5.50	5.20	5.00	5.00	5.00	4.30	3.50	3.80	3.40	3.00	3.20	3.80
1922	4.30	4.50	5.00	6.00	6.10	6.00	6.00	5.80	5.50	6.50	5.10	5.20
1923	5.70	0.00	0.30	0.80	6.70	6.00	8.00	5.40	5.70	5.60	6.00	5.70
1924	0.20	0.30	7.00	7.50	7.30	7.50	7.00	6.00	6.00	6.10	6.40	6.80
1925	7.20	7.50	8.50	7.50	8.00	7.10	7.60	0.00	6.30	6.00	7.40	7.50

LAMBS

[Dollars per 100 pounds]

1910	5.80	5.60	5.50	5.50	5.70	5.80	6.00	6.00	5.40	6.00	5.50	5.30
1911	5.20	5.10	4.90	5.10	5.50	5.90	5.40	5.00	5.10	4.80	4.50	4.70
1912	5.00	5.00	5.00	5.00	5.00	5.20	5.50	5.20	5.30	5.60	5.20	5.60
1913	5.70	5.00	6.00	5.20	6.20	6.00	6.00	5.80	6.10	5.70	6.80	5.70
1914	5.90	6.10	6.10	6.40	6.10	6.40	6.20	6.70	6.00	5.70	5.20	5.90
1915	0.00	6.10	6.70	6.50	6.80	7.10	7.00	6.70	6.70	6.40	6.20	6.20
1916	6.50	7.00	7.20	7.90	7.70	7.00	8.00	7.90	7.70	7.60	8.10	8.50
1917	9.00	9.50	9.00	10.90	10.80	11.70	11.40	10.80	11.00	11.60	12.50	12.40
1918	12.30	12.50	12.70	14.10	12.40	13.70	12.70	13.00	13.20	12.80	12.30	11.60
1919	12.50	12.50	12.80	13.40	12.40	11.50	11.50	12.40	11.30	10.80	10.60	10.60
1920	12.00	12.10	13.10	12.90	12.40	10.70	10.60	10.30	9.90	8.70	8.70	8.00
1921	3.50	7.20	7.00	6.50	7.50	6.90	5.50	6.20	5.70	5.50	5.50	6.00
1922	6.60	7.30	6.20	9.50	9.00	8.00	9.00	8.50	8.50	8.50	9.00	9.20
1923	9.50	10.30	10.00	10.30	9.00	5.00	0.60	0.20	0.10	9.50	9.40	9.10
1924	9.60	9.60	10.50	11.80	11.40	11.30	10.00	9.40	9.60	9.20	8.80	11.00
1925	12.00	11.70	13.10	11.30	11.90	11.10	11.50	11.40	11.40	11.70	11.60	12.40

WOOL (UNWASHED)

[Cents per pound]

1910	26	24		22	23	23	18	18	17	17	17	18
1911	17	16	16	15	15	17	16	14	14	15	14	13
1912	14	13	14	14	14	17	16	17	15	17	17	15
1913	17	17	10	17	10	14	15	15	15	15	14	13
1914	14	13	15	15	16	16	17	17	17	14	16	17
1915	17	17	15	18	18	20	32	22	22	20	22	21
1916	21	21	20	21	22	27	28	26	28	20	27	27
1917	28	21	31	33	40	44	50	52	50	50	52	55
1918	50	50	55	62	61	55	52	55	56	54		60
1919	52	53	52	46	43	47	40	50	48	46	47	48
1920	45	43	44	45	44	34	20	21	20	21	21	20
1922		20	20	19	18	18	17	15	15	13	13	14
1923	15	15	20	20	20	25	25	25	28	28	28	28
1924	32	37		32	37	40	36	35	36	36	32	34
1925	34	37	35	35	34	32	30	31	31	32	34	37
1925	38	37	38	30	35	34	36	30	31	36	35	37



TABLE 57.—North Dakota: Monthly farm price—Continued

HORSES  
[Dollars per head]

Year	Jan.	Feb.	Mar.	Apr.	May	June	July	Aug.	Sept.	Oct.	Nov.	Dec.
1910	140	165	170	184	188	178	159	142	140	142	150	140
1911	150	155	155	163	166	145	130	148	145	132	120	134
1912	140	139	160	150	152	155	145	144	155	154	145	143
1913	150	150	180	161	162	153	168	153	155	144	138	138
1914	137	141	136	145	138	137	137	136	130	134	127	129
1915	129	135	134	133	130	140	142	140	140	132	123	131
1916	135	136	137	145	144	137	137	135	134	133	130	138
1917	133	134	134	130	145	144	143	131	125	122	124	121
1918	125	124	128	128	125	119	118	123	106	115	102	106
1919	103	108	110	120	120	116	113	102	94	86	81	88
1920	96	92	103	108	107	101	105	99	95	90	83	70
1921	75	70	78	85	80	85	87	85	75	73	70	68
1922	65	63	76	75	80	80	84	86	88	80	72	68
1923	70	74	73	80	84	80	78	76	70	69	63	58
1924	56	58	60	63	64	65	65	69	68	70	65	69
1925	67	69	75	85	80	87	90	85	74	74	70	65

CHICKENS

[Cents per pound]

1903		8.0	8.0	8.0	9.0	10.0	10.0	10.0	10.0	9.0	9.0	9.0
1910	9.3	9.4	10.0	10.4	10.3	10.4	10.6	10.4	10.4	10.2	9.4	8.8
1911	8.7	9.0	9.3	9.3	9.4	9.5	9.6	10.2	10.2	9.5	8.9	8.9
1912	9.3	9.4	9.5	9.6	9.8	9.4	9.4	9.6	9.8	9.8	9.8	9.7
1913	9.8	9.4	9.4	9.9	10.2	10.1	11.0	12.5	12.4	11.6	10.8	10.5
1914	9.7	10.3	10.1	10.5	11.2	11.1	11.0	12.4	11.7	11.3	10.4	9.6
1915	9.4	9.8	9.8	10.2	10.2	10.2	10.2	11.6	10.0	10.4	9.0	9.3
1916	9.7	11.0	10.3	11.6	10.9	10.5	10.5	11.0	12.0	11.4	11.3	11.5
1917	11.6	11.0	13.0	13.0	14.8	14.5	14.5	16.0	15.5	14.9	12.7	13.0
1918	13.6	14.8	15.0	14.4	15.5	15.5	18.5	17.5	16.8	16.0	16.2	15.9
1919	15.7	15.8	10.8	17.8	18.0	18.0	18.0	18.0	19.0	16.0	15.0	15.0
1920	16.0	16.4	17.0	17.7	18.5	16.5	17.0	17.2	20.0	18.0	17.0	15.0
1921	15.0	15.0	15.0	15.0	15.0	15.0	15.0	17.0	14.0	12.0	12.0	12.0
1922	12.0	12.0	12.0	15.0	16.0	13.0	15.0	16.0	16.0	16.0	14.0	12.0
1923	12.5	14.4	14.0	14.0	13.7	15.0	14.6	15.0	13.2	13.1	11.0	10.5
1924	10.9	11.6	12.7	14.6	14.0	13.5	13.6	15.1	14.9	14.0	14.8	13.3
1925	12.6	13.2	13.7	14.5	16.9	14.8	15.3	16.0	14.0	13.6	13.4	13.8

TURKEYS

[Cents per pound]

Year	Jan.	Oct.	Nov.	Dec.	Year	Jan.	Oct.	Nov.	Dec.
1912		12.0	12.3	13.2	1919	21.8	20.0	20.0	23.0
1913	13.3	14.2	14.0	13.2	1920	24.6	21.0	25.0	25.0
1914	12.0	13.4	13.1	12.0	1921	25.0	16.0	20.0	25.0
1915	12.5	12.0	11.0	12.7	1922	25.0	20.0	25.0	30.0
1916	12.9	14.0	14.0	15.0	1923	27.7	22.0	23.8	19.5
1917	15.7	17.1	16.0	18.0	1924	30.0	22.0	21.8	23.3
1918	17.2	19.4	20.0	20.3	1925	24.5	19.6	24.2	28.8

EGGS

[Cents per dozen]

Year	Jan.	Feb.	Mar.	Apr.	May	June	July	Aug.	Sept.	Oct.	Nov.	Dec.
1909		26	20	16	16	16	18	18	19	22	25	29
1910	30	28	22	17	16	16	16	18	19	22	26	28
1911	30	28	18	14	14	14	14	16	18	20	24	28
1912	30	26	21	16	16	15	16	16	18	23	26	29
1913	28	24	20	15	14	15	15	15	19	23	28	31
1914	27	25	21	14	15	15	15	16	20	22	26	30
1915	31	28	16	14	15	15	15	16	17	22	27	30
1916	28	31	20	15	16	16	17	18	21	25	32	38
1917	28	37	35	25	28	29	26	28	32	35	38	42
1918	43	45	34	29	29	28	30	32	35	38	43	49
1919	50	33	32	33	38	32	30	33	34	41	55	65
1920	62	54	46	36	39	32	31	36	40	44	52	58
1921	68	55	45	18	15	15	18	25	25	34	38	44
1922	33	28	25	18	19	17	16	17	18	23	36	48
1923	30	30	29	20	19	17	15	15	22	27	33	39
1924	31	23	17	16	16	17	19	20	25	30	37	44
1925	45	34	22	21	22	23	24	28	24	28	40	45

TABLE 58.—North Dakota: December 1 farm price of crops, 1882-1925<sup>1</sup>

DAKOTA TERRITORY

Year	Wheat	Corn	Oats	Barley	Rye	Buck-wheat	Flax-seed	Pota-toes	Tanno bay	Wild hay
	Cts. per bu.	Cts. per bu.	Cts. per bu.	Cts. per bu.	Cts. per bu.	Cts. per bu.	Cts. per bu.	Cts. per bu.	Dolls. per ton	Dolls. per ton
1882	80	51	38	55	75	70	38	30	3.25	3.70
1883	72	45	28	40	60	63	30	30	3.75	3.70
1884	40	30	23	37	37	69	42	32	3.94	4.25
1885	63	28	23	37	50	63	58	43	4.66	3.80
1886	52	37	30	38	42	67	53	35	4.66	4.60
1887	52	35	25	40	43	57	37	68	4.60	4.60
1888	91	33	26	50	46	60	35	37	4.66	4.60
1889	60	33	27	37	40	73	37	68	4.60	4.60
1890	70	50	32	52	47	58	68	68	4.60	4.60

NORTH DAKOTA

1891	70	40	20	42	05	58		20	4.00	
1892	52	40	28	33	44	53		40	4.10	
1893	43	38	28	31	32	63		49	3.72	
1894	43	44	29	36	37	73		46	3.87	
1895	38	24	16	20	27	71		17	3.48	
1896	64	25	18	21	22			21	3.48	
1897	74	32	26	27	36			33	3.25	
1898	51	36	20	29	36			34	3.25	
1899	61	33	27	33	37			27	3.30	
1900	58	42	32	35	41			49	5.65	
1901	46	46	33	40	43	60		49	5.65	
1902	58	46	27	36	43	51	103	33	3.67	
1903	63	42	31	36	43	53	81	48	4.64	
1904	81	40	24	28	60	70	99	32	4.21	
1905	69	30	23	30	50		84	38	4.33	
1906	65	39	27	33	47		102	46	4.50	
1907	87	60	40	58	80		96	62	6.50	
1908	92	60	42	40	65		119	56	6.80	
1909	92	55	33	43	57		157	45	5.60	
1910	96	58	37	55	65		235	91	7.60	
1911	89	60	41	55	76		181	55	7.60	
1912	69	43	22	35	47		114	28	5.50	
1913	73	52	30	40	45		121	60	5.80	
1914	101	58	37	45	84		128	42	5.20	6.20
1915	87	67	27	44	79		178	41	5.70	5.90
1916	182	84	44	80	125		252	115	6.00	6.85
1917	200	151	62	100	164		300	130	11.50	10.00
1918	203	130	61	73	145		345	73	14.60	13.50
1919	241	140	67	108	121		441	100	14.10	10.40
1920	130	72	35	56	119		178	98	9.90	11.50
1921	85	34	21	29	58		143	70	7.70	7.50
1922	90	53	26	39	60		214	31	7.50	5.00
1923	86	54	28	38	48		212	35	6.80	5.40
1924	126	76	36	62	101	60	227	39	7.00	5.80
1925	131	65	27	43	65	60	226	160	7.20	5.80

<sup>1</sup> These prices are issued by States in December each year and published in supplements to Crops and Markets. Prices for recent years appear in current issues of the Yearbook. The full series for any single State is not available in this form elsewhere.

TABLE 59.—North Dakota: January 1 farm values of livestock per head, 1883-1926<sup>1</sup>

DAKOTA TERRITORY

Year	Horses	Mules	Milk cows	Other cattle	Sheep	Hogs	Year	Horses	Mules	Milk cows	Other cattle	Sheep	Hogs
	Dolls.	Dolls.	Dolls.	Dolls.	Dolls.	Dolls.		Dolls.	Dolls.	Dolls.	Dolls.	Dolls.	Dolls.
1883	73.23	96.92	30.94	26.49	2.98	8.81	1888	76.21	97.89	21.67	21.73	2.60	5.94
1884	70.52	88.33	33.37	24.60	2.71	6.80	1889	78.03	114.74	28.00	20.42	2.52	7.16
1885	72.36	94.55	29.00	28.29	2.39	5.78	1890	60.69	80.70	19.32	15.70	2.64	5.01
1886	77.80	100.40	30.91	23.44	2.24	4.98	1891	65.26	88.50	18.26	15.01	3.16	5.02
1887	77.60	90.85	28.00	22.51	2.43	6.42							

<sup>1</sup> These prices are issued by States in January or February each year and published in supplements to Crops and Markets. Values for recent years appear in current issues of the Yearbook. The early years of the series are available only in the issues in which published at the time, only a few years in any one place.

TABLE 59.—North Dakota: January 1 farm values of livestock per head, 1893-1926—Continued

NORTH DAKOTA													
Year	Horses	Mules	Milk cows	Other cattle	Sheep	Hogs	Year	Horses	Mules	Milk cows	Other cattle	Sheep	Hogs
	Dolls.	Dolls.	Dolls.	Dolls.	Dolls.	Dolls.		Dolls.	Dolls.	Dolls.	Dolls.	Dolls.	Dolls.
1892	70.73	89.59	21.10	17.17	3.22	8.33	1910	114.00	130.00	33.00	20.50	4.00	11.00
1893	68.75	83.03	20.50	18.59	3.01	7.42	1911	110.00	122.00	35.50	19.10	3.84	10.40
1894	67.72	71.85	10.70	16.81	2.03	6.59	1912	114.00	127.00	37.00	21.00	3.80	10.50
1895	44.30	54.70	18.84	18.19	1.68	6.69	1913	124.00	141.00	47.00	27.20	3.00	13.70
1896	34.18	51.72	21.63	19.81	1.08	8.14	1914	112.00	136.00	59.00	34.60	4.20	13.20
1897	35.43	48.03	21.79	17.82	1.45	5.32	1915	110.00	124.00	61.50	36.00	4.50	11.80
1898	37.94	50.04	27.35	21.08	2.45	5.32	1916	110.00	124.00	57.00	35.00	5.70	9.00
1899	42.21	55.44	28.60	25.84	2.82	6.08	1917	101.00	123.00	61.50	38.20	7.40	13.00
1900	46.35	67.48	31.05	27.24	3.10	6.91	1918	102.00	121.00	69.00	41.60	11.50	20.80
1901	58.70	70.28	30.67	22.04	2.80	7.00	1919	93.00	107.00	80.00	47.60	12.60	24.70
1902	67.22	80.89	31.56	22.37	3.10	8.45	1920	83.00	92.00	77.00	35.80	11.00	21.00
1903	70.67	89.64	32.87	22.40	2.03	10.17	1921	64.00	78.00	55.00	23.00	5.70	14.00
1904	67.63	70.12	28.89	17.55	2.03	7.70	1922	67.00	69.00	43.00	17.50	4.70	11.00
1905	70.09	83.77	20.18	16.47	3.45	7.37	1923	58.00	62.00	44.00	19.20	7.30	13.60
1906	81.68	96.75	27.30	16.95	3.45	7.45	1924	51.00	67.00	47.00	18.10	7.80	10.00
1907	95.00	103.00	27.00	18.00	3.07	8.75	1925	66.00	62.00	44.00	10.00	9.00	12.50
1908	97.00	112.00	27.60	16.00	3.50	7.50	1926	50.00	59.00	47.00	22.00	13.00	16.50
1909	101.00	112.00	30.50	17.50	3.60	8.00							

TABLE 60.—North Dakota: January 1 farm values of livestock per head by ages and groups, 1894-1926<sup>1</sup>

Year	Horses			Mules			Cattle			Sheep			Rams
	Under 1 year old	1 and under 2 years	2 years and over	Under 1 year old	1 and under 2 years	2 years and over	Under 1 year old	1 and under 2 years	2 years and over	Under 1 year old	Ewes 1 year and over	Wethers 1 year and over	
	Dolls.	Dolls.	Dolls.	Dolls.	Dolls.	Dolls.	Dolls.	Dolls.	Dolls.	Dolls.	Dolls.	Dolls.	
1894	21.00	33.61	72.03	21.67	35.67	77.50	6.46	11.28	22.00	1.27		2.33	
1895	17.24	27.68	51.72	30.40	28.00	58.72	7.05	12.03	21.74	1.10		1.87	
1896	10.40	25.22	30.40	21.40	30.57	58.55	7.70	13.76	26.71	1.50		2.16	
1897	14.00	21.82	45.14	17.50	25.00	51.60	8.08	12.95	23.38	1.30		2.17	
1898	17.00	24.60	46.01	19.75	28.30	60.31	10.30	10.25	30.52	1.80		2.75	
1899	17.00	26.65	51.50	19.70	29.50	59.53	11.30	18.50	34.19	2.10		3.10	
1900	19.55	30.10	60.80	22.20	34.20	72.70	12.20	10.75	35.81	2.30		3.50	
1901	20.72	32.86	65.25	27.30	40.74	75.62	11.68	18.68	32.32	1.95		3.13	
1902	21.43	36.31	74.69	27.58	46.43	86.57	11.88	10.16	32.63	2.20		3.42	
1903	25.82	42.36	77.34	28.75	46.30	86.92	12.42	20.24	31.50	2.28	3.21	3.72	
1904	26.00	42.01	74.77	30.65	47.58	85.00	10.04	15.85	24.45	2.04	2.46	3.25	
1905	27.12	41.66	77.28	32.59	48.86	90.11	8.68	14.93	23.40	2.35	3.42	3.51	
1906	31.00	50.00	90.00	38.00	57.00	104.00	0.00	15.50	21.00	2.75	3.75	4.00	
1907	37.00	61.00	105.00	40.00	67.00	110.00	10.00	17.00	25.00	2.80	4.00	4.50	
1908	37.00	60.00	107.00	44.00	73.00	120.00	0.00	14.00	23.00	2.75	3.85	4.35	
1909	38.00	62.00	111.00	40.00	68.00	120.00	9.20	16.50	25.00	2.70	3.00	4.25	
1910	43.00	74.00	125.00	50.00	80.00	140.00	11.00	18.40	28.10	3.00	4.30	5.00	
1911	44.00	73.00	120.00	52.00	80.00	130.00	10.00	17.00	27.50	2.90	4.10	4.50	
1912	46.00	75.00	125.00	50.00	80.00	130.00	11.00	10.00	30.00	2.70	3.70	4.00	
1913	56.00	81.00	137.00	52.00	89.00	163.00	13.50	25.00	39.00	3.10	3.90	4.30	
1914	46.00	70.00	121.00	50.00	83.00	130.00	18.00	32.00	49.00	3.50	4.30	4.70	
1915	45.00	73.00	122.00	50.00	79.00	131.00	19.00	33.00	61.00	3.60	4.60	4.90	
1916	44.00	72.00	122.00	50.00	77.00	131.00	18.20	33.00	49.00	4.30	5.20	5.40	
1917	43.00	71.00	118.00	49.00	77.00	132.00	21.50	35.00	53.00	6.10	7.60	7.50	
1918	41.00	66.00	113.00	60.00	75.00	130.00	22.00	38.00	59.00	9.00	13.00	11.70	
1919	37.00	61.00	103.00	43.00	67.00	110.00	25.00	43.00	60.00	10.00	13.50	12.50	
1920	31.00	52.00	91.00	35.00	56.00	100.00	21.00	37.00	60.00	8.50	11.50	10.00	
1921	33.00	58.00	70.00	31.00	52.00	92.00	14.00	25.00	40.00	5.40	6.00	13.50	
1922	20.00	34.00	61.00	28.00	45.00	80.00	10.00	19.00	30.00	4.70	4.50	8.50	
1923	21.00	34.00	62.00	28.00	43.00	77.00	12.00	21.00	34.00	7.40	7.10	8.00	
1924	10.00	30.00	54.00	20.00	41.00	65.00	10.70	10.00	32.00	7.00	8.00	11.80	
1925	21.00	33.00	58.00	27.00	43.00	70.00	11.20	30.00	33.00	9.00	10.00	16.00	
1926	21.00	35.00	60.00	26.00	41.00	70.00	14.00	23.50	38.00	10.00	11.00	18.00	

<sup>1</sup> These prices are issued by States in January or February each year and published in supplements to Crops and Markets. They appear for recent years in current issues of the Yearbook. The early years of the series are available elsewhere only in the issues in which they were published at the time.

TABLE 61.—North Dakota: Value of farm products per unit by crop-reporting districts, 1924<sup>1</sup>

Item	Unit	District									State price, if any reported
		1	2	3	4	5	6	7	8	9	
Values for 1924:		Dolls.	Dolls.	Dolls.	Dolls.	Dolls.	Dolls.	Dolls.	Dolls.	Dolls.	Dolls.
Corn, 56 pounds, shelled.	Bushel.	0.80	0.80	0.80	0.88	0.77	0.78	0.81	0.73	0.77	
Corn cut for silage.	Ton.	6.00	5.10	4.80	4.20	5.50	4.80	4.30	5.50	4.50	
Winter wheat.	Bushel.										1.28
Spring wheat.	do.	1.28	1.27	1.30	1.31	1.32	1.30	1.40	1.28	1.28	
Oats.	do.	.34	.34	.35	.36	.34	.30	.33	.34	.36	
Barley.	do.	.61	.60	.64	.61	.65	.64	.60	.63	.63	
Rye.	do.	.05	.08	1.02	.09	1.02	1.00	1.04	1.02	1.00	
Flaxseed.	do.	2.32	2.30	2.41	2.37	2.36	2.32	2.36	2.35	2.30	
Buckwheat.	do.										.50
Sorghums for grain.	do.										1.00
Soy beans, shelled.	do.										3.60
Potatoes.	do.	.57	.41	.35	.50	.49	.34	.70	.58	.48	
Apples.	do.										2.00
Sugar beets for sugar.	Ton.	8.00		7.00	8.00		7.00	8.00	8.00		
Hay, all kinds.	do.	6.10	5.40	6.30	5.60	6.60	7.70	6.80	6.20	6.60	
Firewood, cut on farm, 4 by 4 by 8 feet.	Cord.	6.00	4.10	5.70	6.20	5.00	6.50	6.00	3.30	6.00	
Milk, whole.	Gallon.										.15
Butterfat.	Pound.	.33	.345	.358	.335	.364	.305	.344	.36	.357	
Cream.	Gallon.	1.20	1.29	1.50	1.28	1.32	1.31	1.30	1.20	1.33	
Wool.	Pound.	.35	.36	.34	.33	.34	.35	.36	.35	.36	
Mohair.	do.										.40
Eggs sold.	Dozen.	.21	.24	.24	.23	.23	.25	.21	.24	.23	
Chickens raised.	Head.	.51	.60	.53	.48	.54	.62	.51	.54	.60	
Values for Jan. 1, 1925:											
Chickens.	do.	.60	.60	.63	.60	.62	.68	.61	.63	.71	
Turkeys.	do.	2.23	3.09	3.00	2.50	2.81	3.17	2.67	2.90	2.90	
Horses and colts, under 2 years.	do.	39.00	33.00	37.00	19.00	28.00	35.00	19.50	21.00	34.00	
Horses, 2 years and over.	do.	50.00	61.00	73.00	38.00	50.00	72.00	38.00	53.00	60.00	
Mules and mule colts, under 2 years.	do.	34.30	37.40	38.20	25.00	29.70	37.80	27.60	35.10	33.00	
Mules, 2 years and over.	do.	68.00	69.00	74.00	70.00	64.00	70.00	51.00	71.00	65.00	
Beef calves, under 1 year.	do.	10.00	11.00	12.20	12.00	10.70	12.20	14.00	13.40	11.60	
Beef heifers, 1 year and under 2.	do.	10.50	17.60	10.50	10.00	18.60	20.30	21.50	21.00	19.80	
Beef cows and heifers, 2 years and over.	do.	34.20	32.70	35.00	31.50	34.00	37.50	32.00	34.40	32.00	
Steers, 1 year and over.	do.	25.00	24.00	27.30	26.10	23.50	29.20	27.70	27.60	24.40	
Beef bulls, 1 year and over.	do.	32.80	33.00	35.50	42.00	30.40	30.00	48.20	37.50	34.50	
Dairy bulls, 1 year and over.	do.	45.00	40.00	47.00	40.00	45.00	45.00	46.00	51.00	42.00	
Dairy calves, under 1 year.	do.	11.20	11.30	11.50	10.00	10.60	11.30	12.20	13.40	12.00	
Dairy heifers, 1 year and under 2.	do.	21.00	10.50	23.65	18.00	10.00	23.30	21.30	21.30	22.50	
Dairy cows and heifers, 2 years and over.	do.	40.70	41.50	45.00	30.70	41.10	47.90	30.20	42.40	40.60	
Lambs, under 1 year.	do.	8.30	9.50	9.70	8.20	9.40	9.80	8.60	8.30	10.00	
Ewes, 1 year and over.	do.	9.70	9.70	10.70	9.80	10.50	11.10	10.20	9.70	9.00	
Rams and wethers, 1 year and over.	do.	10.00	10.70	11.00	11.00	12.40	12.60	11.70	10.40	11.00	
Goats and kids, all ages.	do.										7.00
All pigs, 6 months and under.	do.	0.40	0.70	6.40	5.80	6.30	6.10	6.30	9.20	6.00	

<sup>1</sup> These values were especially collected for 1924 and Jan. 1, 1925.

TABLE 61.—North Dakota: Value of farm products per unit by crop-reporting districts, 1924—Continued

Item	Unit	District									State price, if any reported	
		1	2	3	4	5	6	7	8	9		
Values for Jan. 1, 1925—Continued.												
Sows and gilts, 6 months and over.	Head	Dolls. 15.50	Dolls. 14.80	Dolls. 16.40	Dolls. 14.50	Dolls. 14.50	Dolls. 15.20	Dolls. 14.90	Dolls. 16.00	Dolls. 16.30	Dolls.	
All other hogs, 6 months and over.	do	15.30	14.30	15.00	14.30	13.50	13.90	13.60	16.90	14.60		

TABLE 62.—North Dakota: <sup>1</sup> Wages of hired farm labor, 1866-1926 <sup>2</sup>

Year and month	Rates per month		Rates per day		Year and month	Rates per month		Rates per day	
	With board	Without board	With board	Without board		With board	Without board	With board	Without board
1866	Dolls. 14.08	Dolls. 21.28	Dolls. 1.06	Dolls. 1.41	1915	Dolls. 32.00	Dolls. 45.50	Dolls. 1.80	Dolls. 2.40
1874 or 1875	17.73	23.21	.94	1.41	1916	33.20	47.00	1.94	2.55
1877 or 1879	10.47	28.39	.91	1.33	1917	41.00	60.00	2.45	3.30
1879 or 1880	18.10	27.17	.99	1.41	1918	52.00	72.00	3.20	4.15
1880 or 1881	10.55	30.18	1.27	1.42	1919	56.00	97.00	3.60	4.50
1881 or 1882			1.11	1.50	1920	70.00	80.20	2.55	3.50
1884 or 1885	17.60	25.55	1.06	1.31	1921	40.00	55.50	2.50	3.40
1887 or 1888	18.21	25.85	1.10	1.35	1922	38.70	55.50	2.50	3.50
1889 or 1890	17.10	24.75	1.04	1.40	1923	40.30	68.80	2.50	3.50
1891 or 1892	21.90	30.00	1.20	1.60	1923: January	28.50	43.00	1.75	2.30
1893	22.27	33.23	1.13	1.46	April	39.00	53.00	2.15	3.00
1894	18.50	20.14	.94	1.27	July	43.00	59.02	2.22	3.12
1895	19.47	29.37	1.03	1.41	October	45.00	62.30	3.00	4.40
1898	20.10	30.72	1.04	1.49	1924: January	29.20	48.20	1.95	2.80
1899	21.82	32.84	1.18	1.65	April	39.50	55.80	2.00	2.85
1902	25.05	36.30	1.30	1.78	July	41.00	58.00	2.00	3.00
1906	28.90	41.73	1.51	2.07	October	50.00	60.00	4.00	5.00
1909	32.33	45.98	1.68	2.14	1925: January	30.00	50.00	1.90	2.80
1910	29.00	42.00	1.60	2.20	April	40.75	55.00	2.00	2.85
1911	25.90	41.90	1.00	2.00	July	45.00	60.00	2.30	3.35
1912	30.30	44.30	1.91	2.40	October	49.50	69.50	3.80	4.50
1913	31.00	42.50	1.85	2.50	1926: January	27.25	46.25	1.70	2.75
1914	31.20	45.10	1.75	2.33					

<sup>1</sup> Dakota Territory until 1891.

<sup>2</sup> Wages of hired farm labor are now published quarterly as collected in Crops and Markets supplements. Revised averages for the United States were published in the April, 1926, Supplement to Crops and Markets, but the State figures have not been heretofore published as an entire series.

TABLE 63.—North Dakota: Farm lands, value per acre, 1912-1936 <sup>1</sup>

Year	All farm lands			Plow lands			Year	All farm lands			Plow lands		
	With improvements	Without improvements		Poor	Good	All		With improvements	Without improvements		Poor	Good	All
1912	Dolls. 30	Dolls. 24					1920	Dolls. 50	Dolls. 40	Dolls. 31	Dolls. 40	Dolls. 43	
1913	31	25					1921	50	40	30	40	42	
1914	33	26					1922	46	35	25	44	37	
1915	34	26					1923	42	32	24	40	33	
1916	37	20	22	36	30		1924	39	20	22	37	31	
1917	39	31	24	39	33		1925	39	27	22	37	31	
1918	41	33	20	41	35		1926	38	28	22	36	30	
1919	43	35	28	43	37								

<sup>1</sup> The values of all farm lands have been collected from crop correspondents since 1912 and have been drawn on for various purposes, but not previously published as a series by States.

The values of plow lands have been published as prepared in supplements to Crops and Markets and its predecessors and in the Yearbooks of the department, a few years at a time. The full series to 1926 by States is here published for the first time.

TABLE 64.—South Dakota: Monthly farm price<sup>1</sup>

WHEAT

[Cents per bushel]

Year	Jan.	Feb.	Mar.	Apr.	May	June	July	Aug.	Sept.	Oct.	Nov.	Dec.
1908.....	91	90	90	92	92	93	96	94	88	86	89	92
1909.....	92	96	99	103	112	114	112	99	86	85	89	92
1910.....	96	96	98	95	92	92	96	98	95	93	90	88
1911.....	88	87	84	84	85	85	85	87	90	92	92	92
1912.....	93	93	92	94	98	100	95	89	76	73	72	69
1913.....	72	74	74	74	77	78	78	75	74	72	71	72
1914.....	74	76	78	78	78	78	78	80	91	90	92	98
1915.....	113	126	126	130	134	118	110	102	85	81	86	94
1916.....	108	107	98	93	101	95	100	120	130	138	148	143
1917.....	146	152	156	198	205	191	204	206	190	191	196	198
1918.....	199	198	197	198	198	198	199	200	200	200	199	200
1919.....	200	200	204	220	240	221	223	214	201	214	230	250
1920.....	250	232	228	250	265	256	246	190	184	174	130	120
1921.....	123	122	118	99	98	98	97	101	100	97	88	86
1922.....	88	102	112	118	117	100	102	86	76	82	88	91
1923.....	94	94	95	96	96	88	89	89	82	84	83	82
1924.....	88	80	93	96	92	96	106	115	110	124	126	135
1925.....	154	158	151	127	135	145	134	140	130	116	124	144

BRAN (AS BOUGHT)

[Dollars per ton]

1910.....	23.80	22.70	23.00	22.40	22.70	22.80	21.90	22.00	22.20	20.90	21.30	21.60
1911.....	23.00	22.00	22.00	23.20	22.50	22.40	22.70	24.20	23.20	23.70	24.50	24.30
1912.....	24.00	24.80	25.00	26.50	25.00	26.00	26.20	25.00	23.50	22.70	21.80	21.70
1913.....	21.50	21.00	21.30	20.70	21.00	21.00	21.80	21.50	23.00	22.80	23.10	22.20
1914.....	22.40	22.70	22.50	23.00	23.50	23.60	23.60	23.60	24.50	24.10	23.30	24.40
1915.....	28.80	26.50	25.30	25.50	26.90	25.00	28.40	25.20	23.70	24.30	23.30	24.40
1916.....	24.00	23.70	23.30	23.70	24.40	23.80	23.70	24.60	25.00	24.80	25.80	27.50
1917.....	27.30	29.80	33.30	37.40	38.50	36.80	39.00	38.70	40.00	35.10	34.40	37.90
1918.....	38.30	38.00	38.50	38.60	39.70	40.00	39.20	40.50	38.10	36.40	35.00	35.00
1919.....	40.60	41.80	40.60	42.20	41.10	43.10	43.30	45.00	42.80	44.30	44.10	45.00
1920.....	48.20	46.70	48.00	48.30	49.40	51.80	51.70	50.00	54.00	47.00	39.00	39.90
1921.....	38.00	30.20	31.20	28.30	26.50	26.00	24.30	23.00	21.60	21.00	20.50	20.50
1922.....	24.00	25.00	27.00	27.00	25.00	28.50	27.50	24.30	21.50	24.00	25.20	27.00
1923.....	26.30	26.30	27.80	26.50	28.00	30.00	28.00	26.00	28.00	28.00	30.00	30.00
1924.....	30.00	28.00	27.00	30.00	29.50	29.00	28.80	28.00	29.00	28.10	30.50	32.00
1925.....	34.00	34.00	31.10	34.70	32.60	32.50	31.10	32.60	32.00	31.80	29.80	32.20

RYE

[Cents per bushel]

1908.....	62	62	64	64	64	66	64	61	60	60	58	58
1909.....	57	60	62	64	68	68	64	60	58	56	58	60
1910.....	61	62	62	62	60	58	60	63	62	60	60	60
1911.....	74	66	64	70	78	75	69	68	70	74	76	61
1912.....	76					76	66	62	60	58	58	52
1913.....	50	51	56	56	52	51	54	56	56	55	51	50
1914.....	51	53	53	52	59						74	81
1915.....	90	98	96	95	94	91	89	84	76	78	78	78
1916.....	83	81	74	74	70	78	76	84	98	106	114	110
1917.....	118	122	131	148	169	174	170	163	159	162	160	160
1918.....	165	182	224	237	294	172	159	154	144	140	140	132
1919.....	134	128	139	143	142	133	140	136	126	124	122	136
1920.....	146	142	146	164	176	179	172	158	157	144	129	104
1921.....	112	121	118	106	98	100	92	81	76	68	60	58
1922.....	60	70	77	89	82	74	62	61	51	52	54	40
1923.....	62	60	60	60	58	52	47	46	48	48	48	48
1924.....	48	51	48	47	45	48	60	68	69	160	104	109
1925.....	122	132	121	96	89	93	79	83	72	56	58	77

<sup>1</sup> These prices are the estimated prices of farm products received by producers on the 15th of the month as currently reported in the supplements to Crops and Markets, monthly, by States; or, in the case of some products for which prior to January, 1924, prices were reported on the 1st of the month, on the basis of the 15th of the month by averaging the prices reported on the 1st of two successive months. Prices were first collected monthly in 1908, the list being extended from time to time. All the available monthly prices are shown.

TABLE 64.—South Dakota: Monthly farm price—Continued

CORN

[Cents per bushel]

Year	Jan.	Feb.	Mar.	Apr.	May	June	July	Aug.	Sept.	Oct.	Nov.	Dec.
1908	50	54	56	58	62	64	68	66	63	58	52	50
1909	51	52	53	54	60	63	62	60	56	50	49	50
1910	62	52	50	49	56	62	56	56	54	48	42	38
1911	38	38	38	40	42	46	52	56	55	53	54	52
1912	63	51	50	62	68	68	66	63	68	48	30	34
1913	33	30	38	41	45	40	50	55	60	60	57	56
1914	54	54	56	57	58	50	60	62	64	60	63	52
1915	57	63	60	61	62	60	62	65	64	58	52	50
1916	62	52	52	58	60	63	66	70	70	72	76	76
1917	80	86	93	116	135	146	162	169	161	137	129	118
1918	118	126	131	133	134	130	130	138	140	128	113	116
1919	119	112	116	134	148	150	159	162	141	119	116	121
1920	124	124	140	142	155	160	146	139	108	75	50	42
1921	46	36	38	34	34	36	36	34	29	23	22	25
1922	27	37	41	40	42	42	42	42	40	44	49	40
1923	51	52	54	58	64	64	66	66	67	66	68	60
1924	54	58	58	58	67	60	64	62	100	90	85	81
1925	83	96	85	77	81	96	87	87	82	64	65	61

OATS

[Cents per bushel]

1908	42	42	44	45	46	46	46	44	42	41	41	42
1909	42	44	44	46	49	50	48	40	33	32	34	36
1910	38	38	38	38	37	38	38	38	36	33	33	28
1911	26	26	26	28	28	32	36	36	38	41	42	43
1912	44	40	61	63	62	51	46	34	26	26	21	21
1913	26	28	26	28	30	32	34	34	34	34	34	25
1914	32	32	32	34	34	34	33	34	38	38	38	38
1915	42	45	46	47	46	44	40	34	28	27	28	31
1916	37	38	37	37	36	36	34	36	38	40	44	45
1917	46	48	51	59	62	60	64	58	51	52	56	60
1918	72	76	79	79	73	68	66	62	59	58	58	59
1919	66	51	62	58	60	60	63	63	60	60	60	59
1920	73	75	77	85	91	94	84	61	40	40	36	32
1921	30	30	28	25	24	21	23	20	20	19	18	20
1922	22	27	28	27	28	27	25	21	22	28	32	32
1923	32	32	32	35	35	32	28	26	28	30	31	34
1924	34	36	37	37	38	37	42	42	40	40	38	34
1925	47	44	40	34	37	39	37	36	30	28	27	30

BARLEY

[Cents per bushel]

1908	72	66	66	64	58	64	52	50	50	48	47	48
1909	48	50	52	53	50	58	55	48	43	42	44	47
1910	50	52	52	48	47	48	49	52	54	54	56	60
1911	68	72	72	77	78	74	75	86	88	90	88	90
1912	94	95	94	98	100	91	73	84	84	44	42	42
1913	42	40	40	42	41	48	47	46	52	51	48	46
1914	45	45	44	44	45	44	42	47	50	48	50	50
1915	55	61	61	60	60	68	57	52	42	41	41	48
1916	55	56	51	53	56	56	56	64	74	78	82	82
1917	84	88	94	107	130	162	160	166	166	110	109	120
1918	132	152	177	160	135	106	95	86	76	74	76	75
1919	76	72	75	88	96	93	100	106	102	104	110	122
1920	128	126	121	137	142	130	108	87	74	69	60	60
1921	44	40	42	40	39	36	35	34	34	31	28	28
1922	30	30	39	42	44	41	30	32	32	35	43	42
1923	42	41	42	45	46	44	42	39	38	40	40	42
1924	44	45	48	49	51	53	57	50	60	72	63	67
1925	72	75	72	60	60	67	68	58	51	46	47	49

TABLE 64.—*South Dakota: Monthly farm price—Continued*

## FLAXSEED

[Cents per bushel]

Year	Jan.	Feb.	Mar.	Apr.	May	June	July	Aug.	Sept.	Oct.	Nov.	Dec.
1908.....	100	100	102	104	107	110	108	108	108	106	113	120
1909.....	125	135	142	140	150	154	143	128	120	129	145	158
1910.....	176	188	194	202	204	192	102	208	224	232	228	224
1911.....	229	242	238	234	228	212	202	205	211	208	192	184
1912.....	190	187	183	184	192	199	187	107	154	141	123	119
1913.....	109	110	112	116	118	115	115	122	122	119	119	122
1914.....	124	128	132	128	130	138	144	148	136	123	122	130
1915.....	148	150	156	161	159	152	148	144	145	152	162	174
1916.....	192	194	196	198	196	178	176	186	191	213	239	247
1917.....	213	218	200	278	202	284	274	282	306	307	268	312
1918.....	325	330	302	308	302	352	374	306	382	368	332	324
1919.....	318	324	341	338	378	406	476	500	438	368	411	438
1920.....	458	491	450	434	402	380	313	291	279	257	206	170
1921.....	103	150	144	131	131	140	148	160	158	148	138	141
1922.....	158	190	210	226	227	215	262	194	191	206	208	208
1923.....	223	240	262	282	282	288	235	210	206	210	204	210
1924.....	218	220	220	210	220	219	310	208	200	210	220	210
1925.....	270	260	270	210	250	253	230	235	220	227	224	230

## APPLES

[Dollars per bushel]

1910.....	1.72	1.58	1.08	1.33	2.00	2.25	1.92	1.56	1.40	1.39	1.30	1.70
1911.....	1.70	2.11	1.78	2.08	2.15	2.25	2.25	1.69	.94	1.20	1.05	1.24
1912.....	1.70	1.76	1.48	2.00	2.60	1.75	1.75	1.27	1.00	1.60	.96	1.12
1913.....	1.22	1.41	1.48	1.30	1.10	1.75	1.30	1.00	.93	1.15	1.40	1.50
1914.....	2.00	1.90	2.30	2.50	2.00	2.50	2.38	1.30	1.25	1.25	1.10	1.25
1915.....	1.30	1.50	1.50	1.60	1.75	1.75	1.75	1.20	.95	1.00	1.10	1.20
1916.....	1.60	1.60	1.60	2.00	1.90	1.12	1.12	1.16	1.00	1.20	1.45	1.75
1917.....	1.85	2.10	2.40	2.95	2.50	2.50	2.50	1.39	1.20	1.30	1.60	2.00
1918.....	2.10	2.60	2.60	3.00	3.00	3.00	3.00	1.40	1.60	2.00	2.05	2.70
1919.....	3.00	2.80	3.00	3.00	3.00	3.00	3.00	1.90	2.30	2.50	2.80	3.20
1920.....	3.30	3.50	3.60	3.50	3.50	3.50	3.50	2.10	2.14	2.85	2.77	3.03
1921.....	2.00	2.00	2.00	2.00	2.00	2.00	2.00	2.47	2.52	3.50	2.00	2.60
1922.....	2.50	2.50	2.65	2.50	2.30	3.00	3.00	1.68	1.22	1.60	1.67	1.81
1923.....	1.80	1.90	2.03	2.50	2.00	3.00	3.00	1.80	1.50	1.51	1.61	1.81
1924.....	2.00	2.00	2.00	2.00	2.00	2.00	2.00	1.35	1.20	1.61	1.51	1.93
1925.....	2.00	2.00	2.00	2.00	2.00	2.00	2.00	1.75	1.84	2.03	1.70	2.30

## CABBAGE

[Dollars per 100 pounds]

1910.....	2.77	3.00	3.60	3.80	4.25	4.10	3.64	3.88	3.67	2.60	2.30	2.50
1911.....	2.60	2.68	1.68	3.11	1.33	5.00	4.10	4.32	2.70	2.41	2.39	3.01
1912.....	3.10	3.30	3.40	5.00	5.50	3.00	3.15	2.96	1.90	1.60	1.75	2.30
1913.....	2.45	2.25	1.05	2.60	2.00	3.50	3.10	3.50	3.00	3.30	2.80	3.15
1914.....	3.15	3.04	3.70	3.80	4.35	3.55	3.95	3.80	2.50	2.35	2.20	2.40
1915.....	2.60	3.06	3.60	3.20	3.80	3.90	3.20	2.15	1.75	1.70	1.70	1.80
1916.....	2.25	2.50	2.45	2.80	3.00	3.50	3.30	3.10	3.00	3.00	3.85	4.00
1917.....	4.80	5.70	7.70	10.00	8.30	6.60	5.20	4.00	3.00	3.00	3.50	3.75
1918.....	4.00	5.00	4.80	5.40	5.60	5.70	4.40	4.20	3.60	3.50	4.40	3.00
1919.....	3.50	3.40	4.00	4.40	7.90	8.10	6.40	5.80	5.60	4.20	3.90	5.00
1920.....	5.70	8.00	3.20	7.30	7.40	6.50	6.40	4.70	4.40	2.51	3.25	3.55
1921.....	4.82	3.95	3.55	4.00	4.00	4.00	4.00	5.17	4.50	3.90	3.85	4.40
1922.....	3.10	3.80	3.60	4.60	6.00	6.00	4.61	4.00	2.74	2.74	2.55	3.00
1923.....	3.70	3.80	4.20	5.00	4.80	5.00	5.00	4.20	3.20	3.00	3.50	3.60
1924.....	3.50	4.00	4.00	4.40	4.80	4.80	5.20	3.20	3.50	3.00	3.00	3.70
1925.....	3.50	4.00	4.00	4.40	4.60	4.25	5.10	6.50	3.88	3.40	3.25	3.38



TABLE 64.—South Dakota: Monthly farm price—Continued

ONIONS

[Cents per bushel]

Year	Jan.	Feb.	Mar.	Apr.	May	June	July	Aug.	Sept.	Oct.	Nov.	Dec.
1910.....									145	141	130	170
1911.....	138	150	148	175	153	169	191	183	149	156	162	161
1912.....	160	160	180	198	220	195	171	146	135	100	100	97
1913.....	105	102	06	80	85	100	110	134	110	135	146	155
1914.....	170	160	188	174	180	200	180	155	140	126	115	130
1915.....	125	150	140	160	160	160	151	125	110	105	100	102
1916.....	120	125	105	130	130	130	133	140	150	140	175	210
1917.....	200	200	550	580	450		280	225	105	180	105	225
1918.....	230	225	190	200	200	260	210	180	190	200	190	200
1919.....	200	200	240	270	280	340	310	350	300	290	200	260
1920.....	310	430	460	300	420	460	340	330	290	225	240	265
1921.....	285	210	210	235				291	250	250	200	250
1922.....							325	254	192	200	160	230
1923.....	220	206	197	220	250	200	310	240	240	200	204	218
1924.....	249	227	270	250	240		260	240	220	221	250	250
1925.....	270	260	200	270	225	367	210	250	281	257	217	238

POTATOES

[Cents per bushel]

1905.....	59	61	61	61	62	61	64	61	54	50	49	53
1909.....	56	60	64	67	80	90	89	82	69	62	62	64
1910.....	66	67	67	61	54	61	90	111	104	95	88	84
1911.....	82	84	88	90	93	116	150	150	102	73	80	73
1912.....	80	89	104	124	130	120	102	78	62	38	35	36
1913.....	38	42	41	38	37	30	52	71	70	64	62	63
1914.....	66	68	72	70	74	71	84	80	72	56	46	51
1915.....	56	57	54	56	62	65	74	64	44	30	34	40
1916.....	50	57	63	63	59	64	74	96	113	118	129	146
1917.....	162	190	227	264	278	269	220	160	123	110	100	114
1918.....	126	134	127	108	93	87	94	101	100	96	91	94
1919.....	94	92	90	90	88	88	140	206	210	186	181	195
1920.....	212	239	288	338	482	468	400	258	160	109	02	100
1921.....	100	95	90	84	70	71	132	174	152	124	106	106
1922.....	106	103	110	112	114	131	134	95	57	42	42	45
1923.....	44	48	63	64	66	64	70	88	67	53	52	54
1924.....	57	56	67	56	55	53	75	104	68	48	47	54
1925.....	60	63	70	50	50	60	123	133	96	113	167	207

TOMATOES

[Cents per bushel]

Year	Aug.	Sept.	Oct.	Year	Aug.	Sept.	Oct.
1912.....	160	110	95	1919.....	270	270	250
1913.....	150	100	119	1920.....	330	238	215
1914.....	170	105	105	1921.....	337	175	190
1915.....	125	135	97	1922.....	288		182
1916.....	220	142	120	1923.....	390	172	146
1917.....	300	200	165	1924.....	200	178	250
1918.....		150	180	1925.....	430	180	214

TURNIPS

[Cents per bushel]

Year	Jan.	Feb.	Nov.	Dec.	Year	Jan.	Feb.	Nov.	Dec.
1912.....			62	56	1919.....	110	95	130	
1913.....	75	56	65	75	1920.....				98
1914.....		84	60	75	1921.....	122	123	135	
1915.....	70	75	59	50	1922.....				115
1916.....	65	90	65	100	1923.....			81	105
1917.....	100	120	80	120	1924.....	138			
1918.....	130		100	80	1925.....				160

TABLE 64.—*South Dakota: Monthly farm price—Continued*BEANS, DRY  
[Dollars per bushel]

Year	Jan.	Feb.	Mar.	Apr.	May	June	July	Aug.	Sept.	Oct.	Nov.	Dec.
1910.....									2.34	2.38	2.00	3.20
1911.....	2.80	2.30	2.52	2.78	2.43	2.60	2.04	3.00	2.60	2.72	2.53	2.82
1912.....	3.00	2.70	2.90	3.01	2.85	3.10	2.88	2.78	2.56	2.71	2.64	2.56
1913.....	2.38	2.66	2.63	2.59	2.64	2.66	2.62	2.60	2.51	2.60	2.65	2.85
1914.....	2.80	2.70	2.78	2.95	2.60	2.35	2.06	3.00	2.86	2.85	2.85	2.85
1915.....	3.00	3.34	3.03	3.68	3.37	3.50	3.20	3.25	3.20	3.10	3.40	3.36
1916.....	3.63	3.68	3.68	4.12	3.88	3.82	5.00	5.00	5.10	5.30	5.95	5.85
1917.....	6.35	0.75	7.50	8.10	10.00	11.00	5.30	9.70	8.90	8.20	8.00	8.15
1918.....	8.40	9.00	8.60	8.60	9.00	9.00	7.90	7.80	7.56	6.60	6.10	6.00
1919.....	5.40	5.00	5.00	4.90	5.00	4.80	4.50	5.00	5.10	5.00	4.70	4.70
1920.....	5.10	4.70	4.80	4.80	4.90	5.00	6.00	5.10	4.70	4.48	4.40	4.08
1921.....	3.65	3.80	3.60	3.80	3.55	3.30	-----	3.00	3.60	3.10	3.28	3.80
1922.....	3.60	3.50	3.60	3.70	4.00	4.45	4.57	4.32	3.68	3.88	3.23	4.00
1923.....	4.10	4.90	3.53	3.60	3.90	4.50	4.20	4.00	4.50	4.00	3.80	3.70
1924.....	4.00	4.90	4.00	4.00	3.80	3.00	3.30	3.90	3.90	4.20	4.10	4.10
1925.....	4.40	4.40	4.10	4.50	4.10	4.11	4.30	4.00	4.58	4.40	4.10	3.80

HAY (LOOSE)  
[Dollars per ton]

1908.....	4.52	4.08	3.92	4.00	4.12	4.38	4.50	4.25	4.00	3.90	3.95	4.05
1909.....	4.38	4.76	4.98	5.48	5.08	6.00	5.25	4.70	4.55	4.65	5.00	5.55
1910.....	5.25	6.35	5.95	6.45	6.25	5.60	6.45	7.30	7.50	7.25	7.10	7.55
1911.....	7.90	7.40	7.10	8.00	6.90	8.40	10.15	9.80	8.85	8.85	8.60	8.90
1912.....	9.65	9.05	10.65	11.65	12.10	10.40	8.00	6.90	6.00	5.85	6.05	6.30
1913.....	6.45	6.35	5.95	5.95	6.55	5.85	5.70	5.60	6.00	6.20	6.40	6.40
1914.....	6.35	6.40	6.70	6.80	6.85	6.95	6.35	6.85	5.55	6.65	5.85	5.95
1915.....	6.25	6.35	6.75	6.85	6.00	6.80	6.00	5.55	5.30	5.30	5.40	5.35
1916.....	5.70	4.30	6.10	6.10	6.25	5.95	5.70	5.20	5.10	5.45	5.45	5.55
1917.....	5.85	6.65	6.50	7.95	8.45	7.70	7.05	7.00	7.70	8.10	9.40	11.85
1918.....	11.55	11.25	10.85	11.10	10.95	10.45	9.45	8.40	8.85	10.10	10.40	10.60
1919.....	11.45	12.25	13.95	13.50	14.25	13.60	12.80	13.50	13.90	13.45	13.30	14.40
1920.....	15.30	14.80	14.10	14.35	15.50	15.20	13.60	11.05	11.05	9.85	8.70	8.50
1921.....	7.80	6.85	6.45	6.65	5.70	5.90	6.05	5.90	5.75	5.40	5.80	6.80
1922.....	5.30	6.25	7.25	7.00	7.35	6.45	6.00	5.45	6.05	6.20	6.35	6.95
1923.....	6.20	6.15	6.40	6.65	6.00	7.40	6.90	6.25	6.25	6.15	7.20	7.00
1924.....	7.40	7.60	7.50	7.30	7.00	7.00	6.60	7.30	8.00	7.50	8.40	7.60
1925.....	7.50	7.55	8.00	7.00	7.90	8.00	8.70	9.20	9.20	8.80	8.50	9.70

ALFALFA HAY  
[Dollars per ton]

1914.....										9.00	8.80	9.40
1915.....	8.00	9.60	11.00	11.70	11.30	9.80	8.70	7.90	8.00	8.30	8.10	8.10
1916.....	9.60	8.50	8.30	9.00	8.70	8.20	8.00	8.20	8.80	7.90	8.50	9.00
1917.....	9.40	9.50	10.40	11.00	10.40	11.80	9.80	11.00	12.70	14.50	15.70	16.60
1918.....	17.70	17.30	17.80	16.30	16.20	14.90	13.50	13.50	14.00	14.20	15.20	15.70
1919.....	18.50	17.40	19.40	20.60	21.00	17.80	17.20	17.70	17.80	18.70	21.10	19.50
1920.....	19.70	20.60	19.40	20.00	18.70	22.20	17.10	16.80	14.00	13.40	12.60	12.20
1921.....	12.40	11.40	10.00	9.50	8.60	8.50	8.60	6.60	10.00	9.00	9.20	9.50
1922.....	9.10	9.50	12.00	11.00	10.50	10.00	9.00	9.00	8.80	9.40	11.00	12.00
1923.....	12.20	11.70	12.10	11.80	11.90	12.70	9.90	10.00	12.00	11.00	10.60	10.20
1924.....	11.50	12.00	11.00	11.20	11.40	11.00	10.50	9.80	10.00	9.90	9.70	10.70
1925.....	11.40	11.10	12.00	12.00	10.70	11.00	12.10	12.20	13.00	12.60	12.10	13.40

CLOVER HAY  
[Dollars per ton]

1914.....										8.80	9.20	8.70
1915.....	8.40	9.60	12.00	11.60	13.00	11.30	8.40	7.70	7.10	7.20	7.80	7.40
1916.....	8.80	6.70	8.20	8.50	9.30	9.50	8.80	8.30	8.55	8.00	8.75	8.00
1917.....	7.60	9.10	9.80	10.40	10.10	11.50	10.30	11.20	13.10	13.70	15.40	16.50
1918.....	17.30	17.80	17.70	14.50	14.10	14.10	12.00	13.20	12.70	15.00	13.30	15.40
1919.....	17.80	17.20	19.70	20.60	21.30	19.30	16.50	16.50	16.00	16.50	16.00	16.60
1920.....	16.00	16.00	15.60	16.50	16.60	16.30	17.80	13.90	12.70	12.00	12.60	13.80
1921.....	10.60	8.70	10.00	8.50	7.60	7.70	7.00	5.80	8.60	8.20	8.00	8.00
1922.....	9.00	8.90	8.50	8.50	9.50	6.00	8.20	8.50	8.70	8.70	10.30	12.00
1923.....	12.80	11.00	11.00	12.40	13.10	15.00	12.80	-----	-----	-----	9.50	9.80
1924.....	10.80	12.00	11.00	10.50	11.00	11.30	11.00	10.00	10.50	-----	10.60	10.20
1925.....	10.40	10.20	12.30	12.80	10.00	10.00	10.30	-----	-----	10.60	10.40	13.00

TABLE 64.—*South Dakota: Monthly farm price—Continued*

TIMOTHY HAY

[Dollars per ton]

Year	Jan.	Feb.	Mar.	Apr.	May	June	July	Aug.	Sept.	Oct.	Nov.	Dec.
1914										8.50	8.50	8.70
1915	8.80	10.00	10.50	12.20	12.40	11.00	8.40	7.80	7.10	8.00	7.80	8.00
1916	10.10	9.20	8.50	10.50	9.00	8.60	8.00	8.60	8.50	8.50	9.20	8.75
1917	8.10	9.00	9.80	10.70	10.10	10.00	10.90	11.60	13.50	13.00	15.00	15.50
1918	16.50	16.30	17.30	15.50	15.30	14.70	11.60	12.30	12.70	13.00	14.30	14.80
1919	17.80	17.00	18.70	20.10	20.90	19.60	18.10	18.50	18.20	17.50	17.00	18.00
1920	16.00	14.10	14.00	15.40	14.80	16.00	18.10	15.00	13.00	12.00	12.00	12.20
1921	12.40	9.20	11.00	8.20	8.70	7.30	7.00	8.40	8.40	8.60	9.00	8.00
1922	8.10	7.90	7.90	8.30	9.00	8.40	6.50	7.20	8.20	10.00	9.50	11.00
1923	11.60		11.80	11.30	11.40	12.20	13.40	12.00			9.20	8.50
1924	10.00	11.00	10.00	10.40	10.50	10.00	9.50	9.30	9.80		8.20	10.40
1925	10.00	10.50	9.70	10.50	8.60	9.00	10.50	12.10		11.20	10.20	12.70

PRAIRIE HAY

[Dollars per ton]

1914										6.10	6.10	6.70
1915	6.60	7.00	7.10	9.00	9.00	9.50	6.40	6.10	6.00	5.40	6.10	6.50
1916	7.00	6.90	6.50	6.70	4.50	6.00	5.95	5.80	5.80	6.00	6.30	6.20
1917	8.10	9.00	7.80	9.00	8.50	8.50	7.40	8.60	9.10	9.80	11.00	11.30
1918	11.70	12.00	12.60	12.00	11.80	10.00	9.50	10.00	10.70	12.00	12.20	12.90
1919	14.50	13.60	14.85	14.85	16.10	14.90	14.60	15.20	15.00	14.60	17.50	15.30
1920	17.10	15.50	14.90	14.10	15.40	17.40	13.30	11.50	11.40	9.90	9.60	9.20
1921	8.80	7.00	6.00	6.70	6.20	7.20	6.60	6.90	7.30	7.00	7.80	7.00
1922	7.00	7.20	7.70	8.50	8.30	7.30	6.80	7.00	6.50	7.20	7.80	8.60
1923	8.20	7.80	8.80	8.70	9.20	9.50	8.50	7.00	7.50	7.30	7.50	7.00
1924	7.60	7.50	7.00	7.50	7.20	7.30	7.00	7.80	7.50	7.40	8.60	7.00
1925	7.00	7.50	8.00	7.90	7.30	7.70	7.80	8.70	8.90	8.80	8.10	9.20

CLOVER SEED (AS SOLD)

[Dollars per bushel]

1910	0.43	8.47	8.72	0.52	11.40	9.50	9.40		8.54	8.40		8.00
1911	9.25	9.00	10.00	10.00	10.00	12.00	11.55	12.27	10.67	10.34	12.50	10.17
1912	10.40	13.00	12.40	13.02		11.89	12.00		11.20	8.86	8.47	8.43
1913	10.00	10.00	10.35		10.70		9.00	7.60	10.25	9.50	7.50	12.25
1914	7.85	9.00	10.50	10.00	7.75				9.00		9.00	7.00
1915	9.00	9.10	8.00	8.20	10.00	9.20	9.00	9.60				9.50
1916	7.60	9.80		12.70		11.80		11.00			7.50	8.75
1917	9.80	8.30	10.20	10.60	10.70	11.00					11.30	11.40
1918		15.00		14.70	13.60				15.00	16.00	12.70	
1919												24.60
1920	26.00	31.00	24.60	30.60	27.00		18.00			15.00	8.20	9.00
1921	12.90	11.90	12.25	12.50	10.00	14.00					7.00	8.50
1922		10.00	11.00	11.80	11.20	13.50			9.20	8.10	9.00	10.20
1923	11.50		11.20	13.10	12.00	10.80			12.70			
1924		14.00	13.50	13.60	12.50	13.00	12.50	12.00	12.30	13.00	14.00	
1925	15.00	14.60	14.50		15.70	10.50	15.10			14.40	12.40	15.00

CLOVER SEED (AS BOUGHT)

[Dollars per bushel]

1913						13.88	12.38	10.00	11.00	11.20	11.00	10.00
1914	11.50	12.17	12.38	15.00	12.25	12.30	9.50	12.00	12.00	10.50	8.50	
1915		9.25	11.30	12.00	8.40	11.00	10.80		11.30	9.00		10.00
1916	10.50	12.00	9.80	10.80	10.50	11.80	10.90	10.80	10.40			
1917	11.00	11.30	12.25	13.00	13.00	12.60		12.20				
1918	11.20		11.50	12.10	12.20	12.50		12.70			11.50	
1919	14.70	17.20	16.60	15.90	14.20	14.30					17.00	
1920			21.60	29.00	27.80	27.00			10.20	15.75		
1921			36.10	31.80	30.50							
1922	14.00	14.00	15.65	16.50	14.30	15.60						
1923		14.50	14.00	16.50	16.50	17.00		16.00	11.30	10.00	13.20	
1924		15.30	15.70	14.60	14.00	13.90	14.50	14.10			13.00	
1925	16.60	17.00	18.00	18.70	17.40	15.00	16.70			15.50		18.20
												17.10

TABLE 64.—South Dakota: Monthly farm price—Continued

TIMOTHY SEED (AS SOLD)

[Dollars per bushel]

Year	Jan.	Feb.	Mar.	Apr.	May	June	July	Aug.	Sept.	Oct.	Nov.	Dec.
1910									3.60	3.30	3.60	4.00
1911	4.00	4.10	4.10	4.60	4.50	5.02	7.14	5.58	5.15	0.18	5.70	7.66
1912	6.58	8.00	7.07	7.44	6.14	5.25	4.75	2.12	1.50	1.75	1.70	1.85
1913	1.80	1.82	2.00	1.94	1.71	1.80	1.80	1.75	1.95	1.78	1.85	
1914	1.80	2.00	2.00	2.10	2.35	1.95	2.00		2.45	1.75	2.00	1.90
1915	2.50	2.50	2.30	2.25	3.00			3.00	2.70	2.00	3.00	3.15
1916	2.60	2.80	2.60	4.00	3.50	3.70		2.60	3.00		1.70	2.30
1917	1.60		2.70	2.90	3.50	3.50		2.80	2.90		3.10	3.40
1918	3.10	3.40	4.00	3.40	4.30	3.50	4.00	3.50	3.50	3.60	4.10	3.00
1919	4.00	4.50	3.80	4.40	4.30	4.30			4.50	4.00	4.60	4.70
1920	5.50	5.80	5.80	5.25	5.20		4.80	4.00	2.50	3.50	2.80	3.65
1921	3.00	2.50	2.50	2.75	2.30	2.65		2.40	1.70	2.25	1.84	2.20
1922	2.60	3.25	3.30	3.60	3.00	2.60	1.00	1.50	2.00	1.80	3.00	3.20
1923	3.30		2.50	2.80	2.40	4.10		2.70	2.50	2.00	2.60	3.00
1924	3.40	3.70	3.50	3.40	3.60	3.80	4.00	3.10	3.30	3.50	3.00	3.00
1925	3.10	3.50	3.20	3.70	3.70	3.60	4.20	3.05	4.40	4.10	3.70	2.30

TIMOTHY SEED (AS BOUGHT)

[Dollars per bushel]

1912						6.42	5.50	3.10	1.50	2.00	2.25	2.50
1913	1.95	2.20	2.32	2.13	2.02	2.20	1.82	1.95	2.10	2.50	2.10	
1914		4.50	2.10	3.00	3.40	3.50	2.60		3.20	2.10	2.25	2.50
1915	3.50	3.50	3.00	2.65	2.70	3.00		4.00				
1916	3.60	3.50	3.00	4.00	4.20	4.00		3.30				
1917	2.40	3.60	3.20	3.20	4.00	3.50		3.20	3.90		4.10	
1918	4.10	4.00	5.00	4.40	5.00	4.10		4.00	4.50	4.30	4.75	4.00
1919	4.50	4.70	4.50	4.90	4.80	4.00		5.30				
1920			6.10	5.80	5.60	4.00						
1921	4.00	2.80	3.30	4.00	3.75	3.15						
1922		5.00	4.50	4.50	3.50	4.20			2.40	2.50	3.10	
1923				4.10	3.20	4.20					4.20	3.00
1924	4.00	4.50	4.30	4.30	4.40	3.50	5.00	4.00			4.70	3.70
1925	3.60	3.90	4.10	3.60	2.90	4.80	3.90			3.80	4.00	3.35

ALFALFA SEED (AS SOLD)

[Dollars per bushel]

1912						11.70	10.35	10.30	9.43	9.50	8.60	9.59
1913	10.50	10.39	10.42	10.57	10.35	10.73	10.53	10.36	10.00	9.64	8.60	10.10
1914	9.15	8.60	9.70	9.00	8.90	9.60	10.00	9.00	9.00	8.70	8.70	8.50
1915	8.00	8.70	9.00	9.25	9.25	9.40	9.40	9.20	9.70	9.50	9.90	11.10
1916	10.50	12.85	11.90	13.70	13.40	13.00	14.00	12.00	10.30	10.60	9.45	10.20
1917	9.90	10.40	11.10	10.50	10.50	10.70	10.80	10.70	9.80	10.00	10.80	10.20
1918	11.30	11.00	12.30	13.30	11.70	11.40	11.10	12.00	15.00	11.70	9.50	10.00
1919	11.95	12.10	12.40	14.10	14.10	13.70	14.10	13.70	11.80	14.50	19.30	20.10
1920	20.50	21.60	22.60	22.75	24.00	21.60	18.60	17.00	14.40	17.00	25.40	13.20
1921	14.20	13.20	14.10	14.25	12.50	13.00	12.00	13.10	12.00	9.00	10.00	9.00
1922	9.30	8.80	9.00	11.50	10.50	10.20	9.10	11.00	9.10	8.10	8.10	10.00
1923	11.30	9.40	10.20	11.50	12.70	12.70	12.30	11.00	10.00	10.70	11.50	11.60
1924	11.50	12.50	13.00	12.60	13.00	13.00	14.00	13.10	13.00	14.00	13.50	15.20
1925	14.50	14.00	13.20	15.20	13.30	13.50	13.50	12.30	11.90	13.40	14.20	13.20

ALFALFA SEED (AS BOUGHT)

[Dollars per bushel]

1912						14.00	11.63	11.20	10.38	10.67	9.50	10.45
1913	12.00	13.23	12.00	12.47	12.22	12.30	12.07	10.50	12.00	10.50	10.50	
1914	10.00	10.50	11.00	10.20	10.40	11.15	11.45		10.00	9.50	10.00	11.00
1915	9.00	11.00	10.20	10.50	10.10	10.60	10.46	10.30	10.00	11.90	10.80	11.40
1916	13.00	13.20	13.25	14.50	15.00	15.00	14.80	13.00	13.30	11.50	11.30	11.80
1917	11.10	12.00	11.20	12.30	11.00	11.60	12.50	13.00	11.70	11.70	11.50	13.00
1918	14.00	12.80	13.90	15.10	14.70	15.30	12.50	13.40	17.00	13.00	11.75	12.60
1919	14.00	15.10	15.50	16.30	17.35	16.60	18.30	17.00	14.00	16.30	22.00	21.40
1920		22.00	24.40	25.20	25.60	24.00	20.60	20.60	19.00	20.00	21.25	13.00
1921	15.80	13.60	17.80	15.10	15.80	14.30	13.80	13.70	13.00	12.60	13.50	11.50
1922	11.50	10.25	11.50	12.00	12.00	13.20	10.40		9.50	9.30	10.50	12.50
1923	10.70	13.50	14.50	14.30	15.50	15.30		13.40			14.00	14.00
1924		10.00	10.50	10.60	11.60	11.30	10.00	18.00			14.80	15.50
1925	15.30	15.20	14.10	15.70	14.80	12.60	11.80		13.20	13.50	14.40	15.90

TABLE 64.—*South Dakota: Monthly farm price—Continued*

BEEF CATTLE  
(Dollars per 100 pounds)

Year	Jan.	Feb.	Mar.	Apr.	May	June	July	Aug.	Sept.	Oct.	Nov.	Dec.
1910.....	4.40	4.80	5.20	5.00	5.30	5.20	4.60	4.30	4.50	4.65	4.40	3.90
1911.....	4.20	4.30	4.30	4.20	4.30	4.30	3.90	4.30	4.20	4.60	4.30	4.00
1912.....	4.50	4.50	4.60	4.60	5.30	5.70	5.30	5.90	5.50	5.90	5.60	5.50
1913.....	5.70	5.60	6.30	6.40	6.50	6.50	6.50	6.30	6.30	6.50	6.30	6.30
1914.....	6.40	6.60	6.60	6.60	6.70	6.00	6.00	6.90	6.60	6.30	6.20	6.20
1915.....	6.10	5.90	6.00	6.00	6.50	6.40	6.50	6.40	6.10	6.30	5.90	5.80
1916.....	5.90	6.20	6.00	7.20	7.10	7.40	7.40	6.90	7.00	6.60	6.80	7.10
1917.....	7.80	8.00	8.50	9.10	9.70	9.20	9.00	8.30	8.20	8.60	8.50	8.10
1918.....	8.60	8.60	9.00	10.40	11.50	11.60	10.40	10.10	10.40	9.80	8.60	10.00
1919.....	10.50	10.70	11.20	11.70	11.60	10.60	10.70	10.50	8.90	8.90	8.70	8.60
1920.....	8.60	8.70	9.00	8.90	6.70	6.60	9.00	8.50	8.00	7.30	6.60	6.20
1921.....	6.00	5.40	6.30	5.90	5.70	5.50	5.40	5.40	4.90	4.40	4.50	4.40
1922.....	4.80	5.20	5.80	6.00	6.10	6.40	6.10	5.90	6.00	6.00	5.60	5.40
1923.....	5.60	5.70	6.00	6.10	6.00	6.10	6.00	6.00	5.50	6.10	5.50	5.50
1924.....	5.80	5.90	6.10	6.40	6.50	6.60	6.50	6.40	6.50	6.00	5.80	5.50
1925.....	5.80	6.20	6.80	7.00	6.90	6.90	7.60	7.90	6.80	6.80	6.50	6.70

VEAL CALVES  
(Dollars per 100 pounds)

1910.....	5.50	5.40	5.40	6.00	5.40	6.00	5.70	5.30	5.60	5.20	5.50	5.10
1911.....	5.50	5.40	5.60	5.40	5.50	5.20	4.90	5.10	5.00	5.20	5.20	5.00
1912.....	5.50	5.50	5.60	5.80	5.80	5.70	6.20	6.20	6.30	6.60	6.00	6.10
1913.....	6.90	6.40	6.90	7.10	7.30	7.20	7.30	7.20	7.40	7.60	7.30	7.50
1914.....	7.40	7.50	7.60	7.60	7.60	7.60	7.90	8.20	8.10	7.60	7.50	7.50
1915.....	7.50	7.20	7.10	7.10	7.80	7.70	7.90	7.70	7.50	7.80	7.60	7.10
1916.....	7.70	7.70	8.20	8.20	8.40	8.90	8.50	8.70	8.80	8.30	8.50	8.70
1917.....	9.30	9.60	10.30	11.10	11.00	10.90	10.70	10.90	10.20	10.20	9.90	9.70
1918.....	10.70	10.30	11.10	11.60	12.20	11.50	12.00	12.00	11.80	11.50	10.10	11.70
1919.....	11.70	11.80	12.00	12.60	11.60	11.80	12.70	11.50	11.90	10.20	11.70	11.50
1920.....	11.60	11.80	11.85	11.70	11.00	11.20	10.50	10.30	10.00	9.00	9.00	8.20
1921.....	7.00	7.20	7.50	7.00	7.40	6.90	6.80	6.40	6.80	6.20	6.40	6.30
1922.....	6.40	7.00	7.30	7.30	7.30	7.40	7.10	7.50	7.60	7.70	7.40	7.70
1923.....	7.90	7.30	7.90	7.80	7.10	7.60	7.60	8.10	8.20	7.60	7.30	7.90
1924.....	7.50	7.70	8.10	8.50	8.00	8.00	7.90	7.40	7.60	7.60	7.10	7.20
1925.....	7.50	8.60	8.80	8.40	8.30	7.70	8.30	8.10	8.20	8.10	8.00	8.30

MILK COWS  
(Dollars per head)

1910.....	39.80	40.20	38.70	39.90	39.70	39.70	39.10	38.40	39.10	38.00	38.00	40.00
1911.....	41.30	39.00	42.00	40.30	40.40	39.50	36.90	36.50	35.90	37.00	37.80	36.40
1912.....	39.50	40.80	40.60	42.10	44.70	42.80	44.40	46.90	49.20	51.90	51.30	52.30
1913.....	51.00	57.10	62.80	60.20	63.90	61.80	62.20	64.30	60.70	65.50	67.00	65.60
1914.....	66.40	66.40	65.40	67.10	67.70	66.80	65.50	66.60	66.70	63.00	61.50	62.90
1915.....	63.30	61.30	61.70	62.80	64.90	63.90	66.10	64.20	64.30	62.70	62.50	62.00
1916.....	63.70	64.00	65.90	67.50	68.90	67.60	69.70	67.20	67.00	68.40	69.10	69.00
1917.....	69.90	71.40	73.50	79.70	83.10	80.80	79.00	78.40	78.20	79.20	79.30	82.40
1918.....	80.10	83.20	81.70	86.80	86.70	88.70	87.40	85.60	80.80	91.30	89.70	92.00
1919.....	92.70	92.80	92.00	91.50	93.10	93.00	94.00	96.00	87.70	83.20	89.40	91.00
1920.....	84.80	87.80	88.70	87.70	89.30	86.20	82.00	86.70	85.30	74.20	67.50	63.60
1921.....	63.70	65.90	63.00	63.90	62.00	57.50	58.00	56.90	52.50	50.00	49.50	48.00
1922.....	50.00	51.00	57.00	58.50	64.00	58.00	59.80	58.50	58.00	52.90	55.00	58.90
1923.....	50.10	59.00	60.80	59.30	59.50	58.40	58.50	56.90	57.00	55.50	52.30	51.40
1924.....	54.00	55.50	54.00	54.50	63.00	53.00	54.00	53.00	51.00	52.00	50.00	47.50
1925.....	48.00	49.00	33.90	62.40	64.40	51.70	57.20	53.90	55.10	52.80	53.50	55.20

TABLE 64.—*South Dakota: Monthly farm price—Continued*

MILK, WHOLESALE  
[Cents per gallon]

Year	Jan.	Feb.	Mar.	Apr.	May	June	July	Aug.	Sept.	Oct.	Nov.	Dec.
1910	22	22	21	21	20	20	20	19	22	22	22	23
1911	23	23	23	21	21	21	22	22	21	23	22	22
1912	23	22	22	22	20	21	20	21	22	23	21	22
1913	22	21	22	22	21	20	21	22	21	23	21	23
1914												22
1915	20	22	23	19	21	19	20	20	21	21	21	21
1916	21	21	20	20	20	21	21	21	20	21	22	23
1917	21	23	24	24	23	24	25	24	24	25	27	28
1918	20	29	28	26	26	30	28	27	28	31	32	33
1919	33	33	30	33	33	34	31	34	35	40	38	38
1920	42	41	41	42	42	42	43	43	45	46	48	41
1921	50	49	41	50	54	52	53	55	52	53	51	55
1922	52	28	30	31	30	30	27	31	32	30	30	32
1923	27	30	33	28	27	26	20	31				

[Dollars per 100 pounds]

1923								2.50	2.25			2.50
1924	2.07	2.50	2.54	2.50	2.60			2.50	2.60		2.30	2.40
1925	2.50	2.09	3.05	3.20		2.35	2.50	2.75	2.85	2.60	2.70	2.64

BUTTER

[Cents per pound]

1909		23	22	21	20	20	22	20	22	23	26	28
1910	28	26	24	24	24	22	22	24	24	26	26	28
1911	26	22	20	20	20	18	16	20	22	23	28	28
1912	23	27	25	24	24	22	22	22	23	25	28	23
1913	20	26	24	24	24	24	23	24	26	27	28	29
1914	23	26	22	21	22	22	22	24	25	26	27	23
1915	23	27	24	24	24	24	24	24	24	24	24	23
1916	28	25	26	27	28	26	26	20	26	28	30	30
1917	35	34	34	30	36	34	34	35	38	41	42	43
1918	44	44	42	40	40	40	39	40	46	51	54	58
1919	55	48	46	51	53	52	50	51	52	58	64	65
1920	62	58	57	58	56	52	52	53	53	54	55	60
1921	42	37	36	34	29	24	25	33	32	36	38	36
1922	31	28	20	30	30	29	29	29	32	35	38	43
1923	43	41	41	41	40	37	34	36	40	43	45	48
1924	47	46	43	40	37	36	38	36	38	37	37	42
1925	39	36	38	39	39	40	40	41	42	47	48	47

BUTTERFAT

[Cents per pound]

1920								55	55	52	44	
1921	45	39	44	38	29	25	29	38	32	34	38	35
1922	36	28	31	32	31	30	33	28	31	35	41	40
1923	46	43	43	40	38	34	37	37	42	43	47	60
1924	50	46	44	38	34	35	37	31	32	32	33	30
1925	37	33	38	39	38	38	38	43	41	47	47	45

HOGS

[Dollars per 100 pounds]

1910	7.60	7.70	9.10	9.49	8.50	8.50	8.10	7.40	8.00	7.89	7.39	6.69
1911	7.10	6.60	6.20	5.90	5.30	5.30	5.60	6.20	6.20	5.89	5.60	5.50
1912	5.50	5.60	5.80	6.80	6.90	6.60	6.60	7.60	7.30	7.09	7.30	6.80
1913	6.70	7.00	7.60	8.00	7.50	7.60	7.80	7.40	7.10	7.30	7.00	7.00
1914	6.20	7.50	7.00	7.00	7.50	7.20	7.50	7.80	7.80	6.90	6.70	6.30
1915	6.50	6.00	5.90	6.10	6.50	6.50	6.50	6.00	6.10	7.10	5.70	5.70
1916	5.90	6.90	8.30	8.40	8.90	8.30	8.70	8.70	9.30	8.50	8.70	8.80
1917	9.30	10.60	13.20	14.40	14.50	14.00	13.80	14.00	15.00	16.50	15.30	15.80
1918	15.10	14.50	15.40	15.60	16.00	15.30	16.60	17.40	18.10	16.40	15.80	16.00
1919	15.80	16.00	16.70	18.50	18.80	18.50	20.00	19.20	15.10	13.40	12.80	11.70
1920	12.80	13.10	13.40	12.00	12.60	12.60	13.00	13.00	13.70	12.00	11.00	8.10
1921	7.80	7.00	8.70	7.70	6.90	6.50	7.40	8.40	6.70	6.20	5.90	5.50
1922	6.40	8.10	9.20	8.90	9.10	9.20	8.90	7.70	7.30	7.70	7.10	7.10
1923	7.40	7.20	7.10	7.10	6.50	5.50	5.80	6.20	7.30	6.00	6.00	5.60
1924	5.10	6.00	6.00	6.20	6.00	6.10	6.00	8.20	8.10	9.00	8.00	7.80
1925	5.90	9.50	11.80	11.80	11.00	10.60	12.10	12.10	10.80	10.60	10.30	10.00

TABLE 64.—South Dakota: Monthly farm price—Continued

SHEEP

[Dollars per 100 pounds]

Year	Jan.	Feb.	Mar.	Apr.	May	June	July	Aug.	Sept.	Oct.	Nov.	Dec.
1910.....	4.00	5.50	5.40	5.40	5.60	5.20	4.20	3.80	4.60	4.20	4.50	4.00
1911.....	4.00	3.50	3.00	4.00	4.10	3.50	3.70	4.10	3.70	3.50	3.40	3.20
1912.....	3.70	3.80	4.10	4.10	4.00	4.00	4.10	4.00	3.40	4.40	3.20	4.40
1913.....	4.50	5.00	4.90	5.20	5.10	5.00	4.80	4.80	4.30	4.60	4.50	4.50
1914.....	5.00	4.80	4.90	5.00	5.00	4.70	5.00	5.20	4.60	4.60	4.60	5.00
1915.....	4.80	5.20	5.40	5.20	5.70	5.00	5.20	5.20	5.20	5.40	5.00	5.30
1916.....	5.60	5.50	6.50	6.70	6.70	6.40	6.00	6.20	6.60	6.50	6.70	7.00
1917.....	7.50	8.50	9.40	9.80	10.00	9.70	9.80	9.40	10.10	11.10	10.20	10.10
1918.....	10.70	10.60	11.60	12.40	12.50	11.40	12.00	11.40	11.70	9.50	8.50	8.80
1919.....	10.00	9.00	11.80	12.30	12.00	10.50	9.00	9.00	8.20	7.30	7.50	8.10
1920.....	10.10	10.20	10.75	9.80	9.80	9.10	8.00	7.20	6.20	5.90	6.10	4.20
1921.....	4.40	4.50	4.20	4.40	5.20	5.40	6.10	5.30	4.00	4.40	3.60	3.60
1922.....	4.30	7.00	7.00	7.00	6.80	6.10	5.80	4.50	6.50	6.00	6.30	6.40
1923.....	6.10	7.10	6.80	7.60	7.50	6.80	6.00	6.00	6.10	6.40	5.90	6.70
1924.....	8.80	7.20	7.40	8.00	8.00	7.50	7.70	7.30	7.00	6.80	7.40	7.10
1925.....	8.10	10.00	9.40	8.40	8.30	6.30	7.20	7.60	7.00	7.90	7.40	9.00

LAMBS

[Dollars per 100 pounds]

1910.....	5.30	6.00	6.70	6.70	7.20	6.40	5.60	5.10	5.50	5.20	5.30	5.10
1911.....	5.40	5.20	5.20	5.30	5.20	5.10	5.00	5.40	4.70	4.50	4.50	4.30
1912.....	4.80	4.80	5.10	5.30	6.20	5.50	5.70	5.30	5.50	5.30	5.60	5.50
1913.....	6.00	6.10	6.20	6.80	6.50	6.10	6.30	6.40	5.80	5.90	5.90	5.70
1914.....	6.40	6.30	6.30	6.60	6.10	6.30	6.30	6.40	6.00	6.10	6.40	6.30
1915.....	6.50	6.50	7.00	6.80	7.20	7.10	6.70	7.00	7.00	7.00	6.90	7.00
1916.....	7.50	8.00	8.10	8.80	8.40	8.40	7.70	8.20	8.60	8.00	9.00	9.80
1917.....	10.70	11.20	11.90	12.40	12.60	11.90	12.70	12.50	13.50	14.40	13.40	12.80
1918.....	13.70	13.10	14.80	15.20	14.70	14.80	14.70	14.50	15.50	13.00	12.60	12.00
1919.....	13.00	13.50	14.70	16.50	13.00	13.50	13.70	13.30	12.10	11.10	11.40	12.00
1920.....	14.50	15.10	14.80	14.50	13.30	12.10	10.20	9.70	9.70	9.30	8.60	8.00
1921.....	7.50	7.20	7.10	6.80	7.80	7.40	8.20	6.90	6.50	8.20	6.20	6.90
1922.....	7.80	10.20	11.50	11.60	10.50	9.70	10.00	9.60	9.90	10.00	10.30	11.60
1923.....	11.00	10.50	10.90	10.00	11.00	11.20	11.00	10.50	10.90	10.00	10.70	9.70
1924.....	9.50	10.40	11.20	12.00	11.60	11.20	11.30	10.40	10.50	10.70	11.30	11.50
1925.....	13.50	14.70	13.80	12.80	12.10	12.00	12.70	12.60	12.30	12.40	12.50	13.00

WOOL (UNWASHED)

[Cents per pound]

1910.....	25	24	23	24	26	19	20	18	18	17	17	16
1911.....	15	18	17	17	14	14	14	15	16	16	16	14
1912.....	15	14	16	15	16	18	10	10	10	10	10	10
1913.....	18	17	17	17	16	15	15	15	16	16	16	16
1914.....	15	15	15	16	18	16	17	17	17	17	17	17
1915.....	17	18	20	19	20	22	21	21	23	22	22	23
1916.....	23	21	25	23	28	28	29	30	28	29	29	30
1917.....	30	32	34	38	30	45	52	53	54	54	52	57
1918.....	62	57	52	56	58	60	56	57	56	58	65	56
1919.....	51	54	52	61	53	50	52	52	52	52	50	51
1920.....	50	51	51	50	49	35	23	25	21	22	22	20
1921.....	21	25	24	18	14	13	11	14	13	13	12	17
1922.....	13	18	19	19	19	31	31	32	30	32	32	32
1923.....	37	33	39	33	40	33	34	34	34	34	33	35
1924.....	32	32	35	36	36	41	32	32	30	37	30	33
1925.....	45	42	30	38	35	35	38	37	37	36	36	38

TABLE 64.—*South Dakota: Monthly farm price—Continued*

## HORSES

[Dollars per head]

Year	Jan.	Feb.	Mar.	Apr.	May	June	July	Aug.	Sept.	Oct.	Nov.	Dec.
1910.....	146	163	164	160	155	164	147	155	152	147	140	150
1911.....	140	141	145	144	140	150	130	119	137	122	126	122
1912.....	118	130	135	136	143	138	132	128	136	134	130	132
1913.....	134	143	143	135	139	140	137	133	133	120	120	119
1914.....	126	127	130	134	125	129	124	127	127	116	125	120
1915.....	130	120	120	125	125	125	123	129	131	120	125	122
1916.....	126	129	128	131	128	130	134	129	128	127	127	127
1917.....	132	130	132	134	135	129	133	125	128	127	125	128
1918.....	127	127	131	135	126	122	120	120	119	112	113	111
1919.....	109	110	114	111	115	115	111	100	103	90	98	105
1920.....	94	107	116	111	118	116	103	103	102	80	84	72
1921.....	83	83	86	79	79	81	77	80	73	65	64	65
1922.....	63	70	76	75	75	75	70	72	63	64	64	62
1923.....	71	74	70	75	78	74	75	70	72	70	65	62
1924.....	63	65	66	68	70	60	67	65	67	63	61	60
1925.....	68	70	73	70	71	63	71	61	66	63	67	58

## CHICKENS

[Cents per pound]

1909.....		8.5	8.0	8.0	8.0	8.0	9.0	10.0	10.0	9.0	8.8	8.8
1910.....	9.2	9.2	9.0	9.4	9.0	9.4	9.6	9.4	9.4	9.1	8.7	8.4
1911.....	8.6	9.0	8.6	8.6	8.0	8.6	8.6	8.8	8.6	8.6	8.2	8.2
1912.....	8.2	8.4	8.6	8.4	8.6	8.8	9.0	9.1	9.0	9.5	9.4	8.6
1913.....	8.0	8.4	8.9	9.0	8.0	8.9	10.0	11.0	10.7	9.9	9.3	9.3
1914.....	9.3	9.8	9.8	9.9	10.0	9.9	10.2	11.0	10.9	10.6	9.4	9.4
1915.....	8.0	9.0	9.2	9.2	9.7	9.4	9.7	10.5	9.7	9.7	9.0	8.7
1916.....	9.0	9.7	10.1	10.2	10.3	10.3	10.8	12.2	10.9	11.5	11.5	11.5
1917.....	12.0	12.4	13.2	14.4	14.5	14.3	13.8	15.0	15.8	15.5	13.7	14.0
1918.....	15.2	16.2	17.0	17.7	17.2	17.8	17.5	18.8	20.1	19.3	17.6	16.9
1919.....	18.1	18.3	19.0	20.0	20.0	19.5	20.0	22.0	21.0	19.0	17.0	17.0
1920.....	18.5	20.0	21.0	20.7	22.2	20.5	21.2	22.0	22.0	23.0	18.0	16.8
1921.....	17.6	18.0	17.5	18.0	17.0	15.5	16.5	17.2	16.0	14.0	14.3	14.2
1922.....	15.0	16.0	15.5	16.5	16.0	15.0	15.7	15.0	15.0	14.4	13.0	13.0
1923.....	13.8	13.0	14.0	14.0	14.0	13.0	16.0	17.0	17.0	14.2	14.2	13.1
1924.....	13.2	13.0	13.2	15.0	13.8	14.5	15.0	15.2	16.0	15.5	14.7	14.0
1925.....	13.8	14.5	14.5	16.4	16.8	16.3	18.1	17.8	16.2	16.3	14.9	15.0

## TURKEYS

[Cents per pound]

Year	Jan.	Oct.	Nov.	Dec.	Year	Jan.	Oct.	Nov.	Dec.
1912.....		12.9	13.2	13.6	1919.....	23.1	25.0	23.0	25.0
1913.....	13.0	13.2	14.1	13.9	1920.....	26.0	27.0	25.0	27.0
1914.....	13.0	14.2	13.4	14.0	1921.....	26.5	21.0	21.5	24.0
1915.....	13.3	12.6	12.9	15.0	1922.....	27.0	20.7	25.4	23.0
1916.....	13.7	15.6	16.0	17.1	1923.....	25.6	27.9	23.0	22.2
1917.....	15.2	16.2	18.4	18.8	1924.....	18.9	18.6	20.4	21.0
1918.....	16.2	20.6	21.7	23.8	1925.....	22.2	20.0	22.5	24.6



TABLE 64.—*South Dakota: Monthly farm price—Continued*

Year	EGGS (Cents per dozen)											
	Jan.	Feb.	Mar.	Apr.	May	June	July	Aug.	Sept.	Oct.	Nov.	Dec.
1909		23	18	16	16	18	18	18	19	20	24	28
1910	29	20	19	16	16	16	16	16	18	21	24	27
1911	27	20	14	13	13	13	14	15	17	20	24	28
1912	20	20	20	18	16	16	16	16	18	21	24	25
1913	23	20	19	15	15	15	14	15	18	22	26	30
1914	28	23	19	15	15	16	15	17	21	21	25	28
1915	20	26	15	15	15	15	15	16	18	21	27	28
1916	29	27	17	16	17	17	19	20	21	27	32	35
1917	35	35	25	28	29	29	27	29	33	35	36	40
1918	42	42	28	29	29	27	28	32	34	40	43	54
1919	51	20	30	33	36	32	32	34	36	40	57	67
1920	60	44	30	34	36	33	32	37	45	46	53	60
1921	60	31	23	15	15	16	20	24	25	35	43	45
1922	20	20	20	19	19	18	18	16	20	26	36	47
1923	34	34	21	10	20	18	17	10	23	20	36	38
1924	31	27	18	17	17	18	18	21	28	31	36	35
1925	40	32	22	22	23	24	26	26	25	32	30	42

TABLE 65.—*South Dakota: December 1 farm price of crops, 1882-1925*<sup>1</sup>

Year	DAKOTA TERRITORY									
	Wheat	Corn	Oats	Barley	Rye	Duck-wheat	Flax-seed	Pota-toes	Tam-ohay	Wild hay
	Cts. per bu.	Cts. per bu.	Cts. per bu.	Cts. per bu.	Cts. per bu.	Cts. per bu.	Cts. per bu.	Cts. per bu.	Dolls. per ton	Dolls. per ton
1882	30	51	38	55	75			38	4.25	
1883	72	46	28	40	56	90		30	3.75	
1884	46	30	23	37	37	63		32	3.70	
1885	63	28	23	37	56	69		42	3.04	
1886	52	37	30	38	42			58	4.25	
1887	52	35	25	40	43			43	4.06	
1888	91	33	29	50	46	60		35	3.80	
1889	60	33	27	38	40	73		32	4.66	
1890	70	50	32	52	47	58		68	4.50	
1891	72	35	25	41	60	60		28	4.20	

SOUTH DAKOTA

1892	51	33	24	35	37	53		55	3.40	
1893	41	25	25	33	46	65		74	3.67	
1894	46	46	35	36	25	65		69	4.28	
1895	38	23	17	19	25	60		26	3.20	
1896	62	18	13	19	25			26	3.12	
1897	60	21	18	22	35			32	2.95	
1898	50	23	21	27	37			28	3.00	
1899	50	26	23	20	37			27	3.10	
1900	58	20	24	31	39			36	3.05	
1901	54	45	34	42	43			85	4.49	
1902	57	41	29	38	41			44	4.15	
1903	62	35	20	33	40	114		54	4.63	
1904	70	36	25	32	57	80		30	4.24	
1905	67	31	23	29	49	83		38	4.02	
1906	61	29	25	32	45	100		35	4.50	
1907	59	46	30	61	62	94		50	5.50	
1908	92	50	41	47	59	119		51	4.10	
1909	90	50	34	45	59	151		63	5.10	
1910	80	40	30	57	71	220		85	7.19	
1911	61	53	43	98	60	178		70	8.50	
1912	69	37	25	42	62	113		36	6.16	
1913	71	56	31	46	50	120		63	6.50	
1914	94	50	38	50	78	123		47	5.70	6.10
1915	86	46	26	46	76	167		35	5.30	6.10
1916	150	77	46	83	118	217		137	5.40	6.30
1917	106	120	61	110	155	200		111	10.60	11.00
1918	169	110	59	78	141	325		63	10.00	12.20
1919	240	119	63	115	125	425		150	13.50	17.50
1920	115	42	33	52	109	165		97	8.50	9.00
1921	87	26	20	26	58	80		107	6.40	5.50
1922	92	50	32	42	53	70		44	7.50	5.50
1923	81	62	31	40	49	86		44	8.19	5.80
1924	125	86	40	64	102	107		223	8.90	6.10
1925	128	60	28	47	67	70		225	11.00	8.60

<sup>1</sup> These prices are issued by States in December each year and published in supplements to Crops and Markets. Prices for recent years appear in current issues of the Yearbook. The full series for any single State is not available in this form elsewhere.

TABLE 66.—*South Dakota: January 1 farm values of livestock per head, 1883-1926*<sup>1</sup>  
DAKOTA TERRITORY

Year	Horses	Mules	Milk cows	Other cattle	Sheep	Hogs	Year	Horses	Mules	Milk cows	Other cattle	Sheep	Hogs
	Dolls.	Dolls.	Dolls.	Dolls.	Dolls.	Dolls.		Dolls.	Dolls.	Dolls.	Dolls.	Dolls.	Dolls.
1883	13.23	30.02	30.84	23.40	2.08	8.81	1888	70.21	97.89	21.57	21.73	2.60	5.94
1884	19.52	38.33	33.37	26.09	2.71	6.80	1889	78.03	94.74	28.00	20.42	2.52	7.16
1885	23.30	37.30	17.57	14.97	1.65	5.82	1890	69.69	89.70	13.32	15.79	2.64	6.61
1886	20.31	33.26	20.41	16.50	1.95	5.22	1891	65.26	86.50	18.25	15.01	3.10	6.02
1887	26.60	30.04	22.93	20.03	2.17	4.39	1915	80.00	100.00	59.50	30.50	4.50	11.00
1888	23.07	39.59	28.10	25.08	2.15	5.55	1916	98.00	109.00	58.00	38.40	5.20	10.10
1889	30.56	43.82	23.20	26.00	3.11	6.07	1917	93.00	108.00	67.00	43.70	7.40	15.50
1900	30.04	40.84	35.40	20.61	3.20	6.39	1918	95.00	109.00	75.00	49.80	11.60	24.50
1901	45.03	50.35	30.29	23.34	3.24	7.71	1919	80.00	90.00	82.00	53.00	12.20	27.50
1902	50.27	55.02	28.54	21.49	3.01	6.10	1920	72.00	83.00	75.00	42.60	10.20	21.50
1903	53.00	57.53	28.10	20.49	2.89	6.02	1921	68.00	82.00	56.00	28.80	6.60	13.50
1904	55.00	61.70	24.93	18.19	2.71	6.73	1922	60.00	69.00	47.00	23.00	4.50	10.50
1905	58.50	68.00	24.65	18.59	2.99	6.63	1923	53.00	63.00	51.00	28.20	7.70	13.50
1906	63.02	76.87	26.25	17.25	3.50	7.20	1924	50.00	61.00	50.00	25.20	7.50	10.10
1907	81.00	86.00	23.00	19.00	3.80	8.90	1925	48.00	61.00	47.00	25.00	10.50	13.20
1908	86.00	100.00	27.50	18.00	3.63	7.60	1926	49.00	64.00	52.00	26.90	10.80	16.50
1909	93.00	103.00	30.00	18.50	3.50	7.90							

SOUTH DAKOTA

Year	Horses	Mules	Milk cows	Other cattle	Sheep	Hogs	Year	Horses	Mules	Milk cows	Other cattle	Sheep	Hogs
1892	65.98	81.98	10.00	16.25	3.08	5.70	1910	105.00	121.00	33.00	21.50	4.00	11.10
1893	63.41	76.77	17.75	16.27	3.29	8.19	1911	103.00	116.00	35.50	21.80	3.83	11.00
1894	45.82	60.87	10.12	16.10	2.25	7.60	1912	62.00	108.00	38.00	22.20	3.30	8.90
1895	23.30	37.30	17.57	14.97	1.65	5.82	1913	105.00	118.00	48.00	32.30	4.10	11.00
1896	20.31	33.26	20.41	16.50	1.95	5.22	1914	96.00	110.00	61.00	39.50	4.00	11.30
1897	26.60	30.04	22.93	20.03	2.17	4.39	1915	80.00	100.00	59.50	30.50	4.50	11.00
1898	23.07	39.59	28.10	25.08	2.15	5.55	1916	98.00	109.00	58.00	38.40	5.20	10.10
1899	30.56	43.82	23.20	26.00	3.11	6.07	1917	93.00	108.00	67.00	43.70	7.40	15.50
1900	30.04	40.84	35.40	20.61	3.20	6.39	1918	95.00	109.00	75.00	49.80	11.60	24.50
1901	45.03	50.35	30.29	23.34	3.24	7.71	1919	80.00	90.00	82.00	53.00	12.20	27.50
1902	50.27	55.02	28.54	21.49	3.01	6.10	1920	72.00	83.00	75.00	42.60	10.20	21.50
1903	53.00	57.53	28.10	20.49	2.89	6.02	1921	68.00	82.00	56.00	28.80	6.60	13.50
1904	55.00	61.70	24.93	18.19	2.71	6.73	1922	60.00	69.00	47.00	23.00	4.50	10.50
1905	58.50	68.00	24.65	18.59	2.99	6.63	1923	53.00	63.00	51.00	28.20	7.70	13.50
1906	63.02	76.87	26.25	17.25	3.50	7.20	1924	50.00	61.00	50.00	25.20	7.50	10.10
1907	81.00	86.00	23.00	19.00	3.80	8.90	1925	48.00	61.00	47.00	25.00	10.50	13.20
1908	86.00	100.00	27.50	18.00	3.63	7.60	1926	49.00	64.00	52.00	26.90	10.80	16.50
1909	93.00	103.00	30.00	18.50	3.50	7.90							

<sup>1</sup> These prices are issued by States in January or February each year and published in supplements to Crops and Markets. Values for recent years appear in current issues of the Yearbook. The early years of the series are available only in the issues in which published at the time, only a few years in any one place.

TABLE 67.—*South Dakota: January 1 farm values of livestock per head by ages and groups, 1894-1926*<sup>1</sup>

Year	Horses			Mules			Cattle			Sheep			Rams
	Under 1 year old	1 and under 2 years	2 years and over	Under 1 year old	1 and under 2 years	2 years and over	Under 1 year old	1 and under 2 years	2 years and over	Under 1 year old	1 year and over	With-ers 1 year and over	
	Dolls.	Dolls.	Dolls.	Dolls.	Dolls.	Dolls.	Dolls.	Dolls.	Dolls.	Dolls.	Dolls.	Dolls.	
1894	18.00	28.92	50.14	21.35	32.48	65.14	6.05	10.88	21.00	1.70		2.47	
1895	12.28	20.20	36.46	16.16	21.78	30.84	5.19	10.04	20.57	1.23		1.81	
1896	10.50	16.23	32.40	12.00	17.30	35.73	6.87	11.55	22.64	1.46		2.14	
1897	10.47	16.56	32.81	11.96	17.50	33.09	8.17	14.11	20.70	1.62		2.39	
1898	13.50	19.00	34.95	13.00	20.60	42.58	12.10	19.00	32.33	2.00		2.80	
1899	13.85	20.05	36.96	15.20	24.39	47.00	13.20	20.40	34.22	2.35		3.40	
1900	16.70	24.80	47.63	17.55	27.10	53.49	16.50	23.20	37.42	2.50		3.60	
1901	18.53	27.93	51.90	21.04	31.38	58.15	12.91	19.77	32.39	2.46		3.65	
1902	21.10	31.18	56.61	23.61	34.02	63.43	11.78	18.25	30.82	2.25		3.31	
1903	22.70	35.23	60.44	26.48	38.86	65.70	11.35	18.30	27.71	2.30	3.05	3.87	
1904	24.34	38.14	63.33	27.47	42.74	70.42	9.49	14.50	24.78	2.17	2.90	3.46	
1905	23.42	35.81	66.21	20.16	43.90	78.13	8.53	14.61	23.00	2.36	3.25	3.73	
1906	27.50	42.00	75.00	33.00	50.00	88.00	9.00	15.00	21.00	2.75	4.00	4.25	
1907	30.00	51.00	95.00	38.00	60.00	98.00	10.00	17.00	27.00	3.00	4.30	4.70	
1908	35.00	58.00	95.00	40.00	64.00	115.00	9.50	15.50	25.00	2.75	4.00	4.50	
1909	36.00	65.00	105.00	42.00	71.00	118.00	10.00	16.25	25.50	2.70	3.80	4.25	
1910	41.00	70.00	118.00	52.00	81.00	138.00	11.50	18.50	30.00	3.10	4.40	5.00	
1911	43.00	73.00	118.00	52.00	83.00	132.00	12.00	19.00	30.00	2.90	4.20	4.60	
1912	37.00	60.00	101.00	46.00	75.00	121.00	11.20	19.50	31.00	2.60	3.50	3.70	
1913	43.00	72.00	118.00	53.00	79.00	135.00	10.70	20.00	35.00	3.40	4.20	4.40	
1914	42.00	67.00	107.00	51.00	80.00	125.00	22.00	33.00	53.00	3.20	4.20	4.40	
1915	38.00	62.00	100.00	48.00	75.00	121.00	22.00	30.00	53.00	3.70	4.60	4.70	
1916	38.00	62.00	104.00	47.00	74.00	125.00	22.00	35.00	51.00	4.40	5.30	5.40	
1917	41.00	63.00	104.00	49.00	74.00	123.00	26.00	40.00	57.50	6.10	7.70	7.60	
1918	41.00	63.00	107.00	49.00	75.00	125.00	20.00	40.00	65.50	9.30	12.50	12.00	
1919	34.00	53.00	90.00	44.00	67.00	114.00	20.00	40.00	73.00	9.50	13.30	12.00	
1920	27.00	44.00	80.00	38.00	62.00	109.00	23.00	38.00	62.00	7.50	11.00	9.80	
1921	23.00	36.00	70.00	33.00	52.00	95.00	15.00	26.00	42.00	4.80	5.70	5.00	
1922	16.00	30.00	55.00	29.00	45.00	82.00	13.00	22.00	33.00	4.20	4.50	4.00	
1923	22.00	34.00	67.00	30.00	45.00	79.00	10.00	22.00	40.50	7.00	7.80	7.00	
1924	19.00	29.00	53.00	28.00	42.00	71.00	15.00	24.00	38.00	6.60	8.10	7.50	
1925	19.00	27.00	51.00	26.00	41.00	71.00	16.00	23.00	35.50	10.00	10.60	10.60	
1926	19.00	29.00	52.00	27.00	44.00	74.00	17.00	26.70	39.00	9.50	11.10	10.40	

<sup>1</sup> These prices are issued by States in January or February each year and published in supplements to Crops and Markets. They appear for recent years in current issues of the Yearbook. The early years of the series are available elsewhere only in the issues in which they were published at the time.

TABLE 68.—South Dakota: Value of farm products per unit by crop-reporting districts, 1924<sup>1</sup>

Item	Unit	District									State price, if any reported
		1	2	3	4	5	6	7	8	9	
Values for 1924:		Dolls.	Dolls.	Dolls.	Dolls.	Dolls.	Dolls.	Dolls.	Dolls.	Dolls.	Dolls.
Corn, 56 pounds, shelled.	Bushel	0.91	0.74	0.73	0.99	0.77	0.73	1.00	0.68	0.83	0.83
Corn cut for silage.	Ton	6.00	5.10	4.30	5.00	5.50	5.30	5.00	5.50	5.10	-----
Winter wheat	Bushel	1.19	1.24	1.27	1.28	1.25	1.39	1.25	1.26	1.23	-----
Spring wheat	do	1.27	1.28	1.29	1.26	1.30	1.30	1.32	1.25	1.30	-----
Oats	do	.48	.37	.30	.53	.38	.38	.60	.48	.40	-----
Barley	do	.66	.64	.65	.72	.63	.67	.75	.68	.66	-----
Rye	do	1.08	.99	.94	1.05	1.05	1.04	.96	.96	.98	-----
Flaxseed	do	2.38	2.33	2.27	2.33	2.21	2.24	2.12	2.23	2.28	-----
Buckwheat	do	-----	-----	-----	-----	-----	-----	-----	-----	-----	1.10
Sorghums for grain.	do	-----	-----	-----	-----	-----	-----	-----	-----	-----	1.00
Soy beans, shelled	do	3.00	3.00	3.30	-----	2.70	2.70	-----	3.00	2.46	-----
Cowpeas, shelled	do	-----	-----	-----	-----	-----	-----	-----	-----	-----	3.00
Potatoes	do	.75	.55	.34	.85	.65	.46	.55	.60	.60	-----
Apples	do	1.30	1.40	1.30	1.72	1.30	1.14	1.33	1.80	1.34	-----
Peaches	do	-----	-----	-----	-----	-----	-----	-----	-----	-----	2.50
Sugar beets for sugar.	Ton	-----	-----	-----	-----	-----	-----	-----	-----	-----	7.00
Hay, all kinds	do	6.70	6.70	5.70	7.30	6.50	7.90	9.20	6.30	8.50	-----
Firewood, cut on farm, 4 by 4 by 8 feet.	Cord	7.90	7.80	6.50	6.20	8.90	6.00	5.90	5.00	5.10	-----
Milk, whole	Gallon	.18	.20	.21	.27	.22	.31	.30	.27	.17	-----
Butterfat	Pound	.35	.37	.37	.35	.34	.36	.35	.32	.35	-----
Cream	Gallon	-----	-----	-----	-----	-----	-----	-----	-----	-----	1.20
Wool	Pound	.39	.39	.36	.39	.38	.37	.39	.38	.35	-----
Mohair	do	-----	-----	-----	-----	-----	-----	-----	-----	-----	.40
Eggs sold	Dozen	.25	.21	.25	.24	.26	.25	.26	.23	.26	-----
Chickens raised	Head	.56	.63	.63	.61	.70	.71	.69	.62	.67	-----
Values for Jan. 1, 1925:											
Chickens	do	.67	.74	.74	.70	.84	.81	.69	.71	.76	-----
Turkeys	do	2.84	2.95	2.44	2.78	2.90	2.40	1.88	2.59	2.35	-----
Horses and colts, under 2 years.	do	14.20	27.50	32.00	14.20	25.00	35.00	14.00	22.50	35.80	-----
Horses, 2 years and over.	do	32.50	48.00	53.00	29.70	45.00	60.20	24.00	46.00	65.00	-----
Mules and mule colts, under 2 years.	do	23.00	33.50	32.80	27.00	28.00	32.20	25.00	31.40	44.00	-----
Mules, 2 years and over.	do	51.00	62.00	63.00	55.00	59.00	70.00	59.00	64.00	68.00	-----
Beef calves, under 1 year.	do	15.50	15.00	14.00	16.80	17.50	15.50	16.50	18.00	18.50	-----
Beef heifers, 1 year and under 2.	do	21.60	21.40	20.10	22.00	23.50	21.40	20.40	24.40	24.00	-----
Beef cows and heifers, 2 years and over.	do	33.50	34.30	34.40	34.30	36.00	42.00	33.50	35.20	41.20	-----
Steers, 1 year and over.	do	28.30	27.00	26.50	29.60	31.50	32.50	27.00	31.00	35.00	-----
Beef bulls, 1 year and over.	do	51.50	40.70	40.50	63.00	60.00	46.00	41.00	52.00	47.10	-----
Dairy bulls, 1 year and over.	do	49.00	46.00	46.00	48.00	48.00	48.00	44.00	60.00	46.00	-----
Dairy calves, under 1 year.	do	14.00	13.50	13.50	16.00	15.00	15.00	16.00	15.00	15.00	-----
Dairy heifers, 1 year and under 2.	do	23.00	24.50	23.00	24.50	24.00	26.00	21.00	25.00	25.00	-----
Dairy cows and heifers, 2 years and over.	do	47.00	55.00	47.00	46.00	48.00	53.00	46.00	51.00	55.00	-----
Lambs, under 1 year.	do	8.60	9.30	10.20	8.30	8.70	10.20	7.50	9.75	9.30	-----
Ewes, 1 year and over.	do	10.50	10.40	10.50	10.60	10.20	10.50	9.50	10.60	10.50	-----
Rams and wethers, 1 year and over.	do	11.60	12.00	11.60	11.70	10.60	12.00	11.20	11.80	10.50	-----
Goats and kids, all ages.	do	-----	-----	-----	-----	-----	-----	-----	-----	-----	6.50
All pigs, 6 months and under.	do	6.30	6.50	6.90	5.30	6.20	6.30	5.80	6.10	6.20	-----

<sup>1</sup> These values were especially collected for 1921 and Jan. 1, 1925.

TABLE 68.—*South Dakota: Value of farm products per unit by crop-reporting districts, 1924—Continued*

Item	Unit	District									State price, if any, reported
		1	2	3	4	5	6	7	8	9	
Values for Jan. 1, 1925—Continued.											
Sows and gilts, 6 months and over.	Head	Dolls. 16.00	Dolls. 17.60	Dolls. 17.20	Dolls. 14.80	Dolls. 18.20	Dolls. 18.40	Dolls. 16.00	Dolls. 18.00	Dolls. 19.00	Dolls.
All other hogs, 6 months and over.	do.	15.00	15.70	16.00	13.90	16.50	16.50	15.00	15.70	16.80	

TABLE 69.—*South Dakota: Wages of hired farm labor, 1860-1926<sup>1</sup>*

Year and month	Rates per month		Rates per day		Year and month	Rates per month		Rates per day	
	With board	With-out board	With board	With-out board		With board	With-out board	With board	With-out board
1866	Dolls. 14.08	Dolls. 21.25	Dolls. 1.00	Dolls. 1.41	1915	Dolls. 31.20	Dolls. 44.50	Dolls. 1.71	Dolls. 2.25
1874 or 1875	17.79	28.21	.94	1.41	1916	33.70	47.50	1.90	2.53
1877 or 1879	16.47	28.30	.91	1.33	1917	42.00	61.00	2.32	3.15
1879 or 1880	18.10	27.17	.99	1.41	1918	65.70	77.50	3.50	4.10
1880 or 1881	10.55	30.18	1.27	1.42	1919	65.00	88.00	3.90	5.00
1881 or 1882			1.11	1.50	1920	70.00	101.00	4.65	6.00
1884 or 1885	17.00	25.55	1.03	1.31	1921	36.50	53.50	2.15	2.95
1887 or 1898	18.21	25.86	1.10	1.35	1922	36.40	53.00	2.25	3.10
1889 or 1890	17.10	24.75	1.04	1.40	1923	43.20	61.70	2.65	3.45
1891 or 1892	18.25	27.00	1.06	1.45	1923: January	32.00	46.50	1.80	2.50
1893	20.24	29.17	1.11	1.42	April	43.00	62.50	2.07	2.88
1894	10.73	24.73	.81	1.11	July	48.45	67.14	2.02	3.37
1898	16.89	25.65	.90	1.22	October	45.00	68.00	3.05	4.00
1898	18.00	28.22	1.11	1.40	1924: January	35.20	51.30	2.50	3.30
1899	20.41	30.58	1.26	1.69	April	43.00	60.00	2.30	3.30
1902	23.55	34.52	1.46	1.86	July	42.00	59.00	2.35	3.35
1906	27.82	39.41	1.60	2.07	October	45.25	68.50	3.05	4.00
1910	30.38	40.75	1.69	2.19	1925: January	35.25	45.25	2.34	3.20
1911	27.00	39.00	1.54	2.00	April	45.75	62.50	2.40	3.40
1912	27.00	40.00	1.50	2.00	July	45.75	62.00	2.40	3.40
1912	28.00	42.10	1.65	2.18	October	46.50	61.50	2.85	3.75
1913	30.00	43.00	1.69	2.22	1926: January	33.75	52.25	2.15	3.10
1914	32.10	43.50	1.71	2.20					

<sup>1</sup> Dakota Territory until 1891.<sup>2</sup> Wages of hired farm labor are now published quarterly as collected in Crops and Markets supplements. Revised averages for the United States were published in the April, 1926, Supplement to Crops and Markets, but the State figures have not been heretofore published as an entire series.TABLE 70.—*South Dakota: Farm lands, value per acre, 1912-1926<sup>1</sup>*

Year	All farm lands		Plow lands			Year	All farm lands		Plow lands		
	With improvements	With-out improvements	Poor	Good	All		With improvements	With-out improvements	Poor	Good	All
1912	Dolls. 43	Dolls. 37				1920	Dolls. 119	Dolls. 85	Dolls. 67	Dolls. 105	Dolls. 90
1913	53	40				1921	109	83	60	102	85
1914	57	45				1922	87	63	52	80	72
1915	58	45				1923	71	55	43	73	58
1916	60	47	40	61	53	1924	69	50	41	64	54
1917	63	50	41	62	61	1925	74	56	44	68	58
1918	66	53	41	63	66	1926	70	55	44	68	58
1919	80	65	50	77	67						

<sup>1</sup> The values of all farm lands have been collected from crop correspondents since 1912 and have been drawn on for various purposes, but not previously published as a series by States.

The values of plow lands have been published as prepared in supplements to Crops and Markets and its predecessors and in the Yearbooks of the department, a few years at a time. The full series to 1926 by States is here published for the first time.

TABLE 71.—Nebraska: Monthly farm price<sup>1</sup>

WHEAT

[Cents per bushel]

Year	Jan.	Feb.	Mar.	Apr.	May	June	July	Aug.	Sept.	Oct.	Nov.	Dec.
1908	82	82	82	82	83	83	80	78	80	82	84	84
1909	85	90	94	100	108	110	100	88	85	86	88	91
1910	93	92	92	92	90	86	86	88	86	83	80	80
1911	80	78	74	76	70	76	74	76	82	88	88	88
1912	90	90	91	95	98	96	88	78	76	75	72	70
1913	72	74	74	74	75	76	73	72	72	72	71	72
1914	73	74	74	75	76	74	69	78	88	89	94	100
1915	116	129	131	134	134	114	98	96	88	84	84	90
1916	100	90	92	92	92	86	93	116	135	150	160	155
1917	158	166	176	222	254	238	238	231	294	194	194	194
1918	194	196	198	198	198	199	200	200	200	190	198	198
1919	200	203	204	214	221	215	205	196	196	198	200	213
1920	225	221	223	233	243	246	226	210	205	184	161	135
1921	138	137	139	116	114	112	98	92	94	89	82	84
1922	80	102	110	109	108	90	91	86	84	89	95	98
1923	96	95	98	102	100	92	80	78	84	87	85	84
1924	87	88	90	88	85	87	94	105	102	120	122	133
1925	151	102	155	120	142	142	132	147	140	133	139	150

BRAN (AS BOUGHT)

[Dollars per ton]

1910	21.20	22.80	22.40	22.00	22.50	22.60	22.40	22.20	22.00	21.40	20.40	21.70
1911	22.25	21.20	21.50	22.10	22.10	22.30	22.30	22.20	22.00	23.10	22.80	23.30
1912	24.00	25.10	25.00	25.30	26.00	25.69	25.20	25.20	23.90	24.00	22.80	22.30
1913	22.10	22.60	22.40	22.00	21.80	22.00	22.40	22.50	23.60	23.80	23.40	23.10
1914	23.40	23.00	24.20	24.30	24.80	23.50	22.70	23.50	24.90	23.50	22.90	23.60
1915	25.00	25.00	24.80	25.40	24.60	24.00	24.00	23.00	23.20	22.80	21.70	22.40
1916	22.50	23.10	22.50	24.40	23.40	23.00	23.30	24.50	24.69	25.00	28.50	28.90
1917	28.00	29.50	33.60	38.60	39.90	37.80	38.00	30.20	37.30	37.30	35.70	30.00
1918	34.50	40.00	36.80	37.40	34.00	36.50	31.00	34.00	30.00	28.50	31.70	31.20
1919	43.90	46.40	45.50	44.30	40.00	42.20	30.50	44.30	46.00	44.80	42.30	41.80
1920	45.70	45.00	46.10	40.20	40.30	62.00	63.20	47.30	41.00	38.00	35.80	30.50
1921	37.50	33.80	30.00	27.00	24.80	25.00	22.00	22.00	18.70	20.00	18.00	19.00
1922	20.00	22.00	25.00	24.00	25.00	25.00	28.50	23.00	23.00	22.00	25.00	25.00
1923	26.30	29.00	31.00	32.20	30.00	30.50	29.10	27.00	25.10	30.70	26.80	20.00
1924	28.50	28.70	24.00	28.00	28.50	27.00	27.30	28.50	27.30	28.00	20.20	32.40
1925	34.00	34.80	32.30	31.70	32.90	33.00	33.80	33.50	31.40	32.60	31.00	32.30

RYE

[Cents per bushel]

1908	62	64	64	64	63	62	62	62	62	62	60	60
1909	62	63	64	66	68	68	66	60	58	60	61	62
1910	63	64	63	63	62	61	60	60	61	60	60	62
1911	63	62	60	61	61	66	66	66	72	74	75	72
1912	72	74	76	80	70	77	72	64	58	56	50	55
1913	56	55	54	54	55	55	62	53	57	58	58	57
1914	56	56	56	56	58	56	49	52	60	60	72	74
1915	83	91	98	96	90	86	82	81	75	74	76	74
1916	77	80	70	72	74	72	72	84	90	98	112	114
1917	117	120	125	146	164	168	172	164	158	169	155	154
1918	154	172	211	218	211	194	166	162	154	142	138	138
1919	133	140	130	132	140	138	142	137	124	121	118	110
1920	132	134	130	150	168	168	165	162	160	136	112	100
1921	104	108	100	92	92	92	88	84	81	69	60	81
1922	61	60	70	70	74	67	66	66	58	58	62	65
1923	84	64	64	66	69	68	56	62	50	58	56	56
1924	56	55	54	52	50	49	62	70	71	94	94	102
1925	114	117	118	80	97	97	79	82	74	71	64	75

<sup>1</sup> These prices are the estimated prices of farm products received by producers on the 15th of the month as currently reported in the supplements to Crops and Markets, monthly, by States; or, in the case of some products for which prior to January, 1924, prices were reported on the 1st of the month, converted to the 15th of the month by averaging the prices reported on the 1st of two successive months. Prices were first collected monthly in 1908, the list being extended from time to time. All the available monthly prices are shown.

TABLE 71.—Nebraska: Monthly farm price—Continued

CORN

[Cents per bushel]

Year	Jan.	Feb.	Mar.	Apr.	May	June	July	Aug.	Sept.	Oct.	Nov.	Dec.
1908	47	49	52	54	58	62	64	65	64	58	52	50
1909	50	52	54	56	60	62	60	57	55	53	50	30
1910	53	53	52	49	48	50	52	53	50	44	38	30
1911	36	30	36	38	42	40	52	55	56	59	58	64
1912	46	57	59	66	72	72	69	68	65	57	44	38
1913	49	42	44	46	49	52	55	64	72	70	66	64
1914	53	61	62	64	66	66	64	67	68	63	56	54
1915	60	64	61	64	64	64	60	67	64	57	60	50
1916	54	55	55	58	60	63	68	72	73	78	78	78
1917	56	85	98	122	142	148	178	181	166	161	135	122
1918	124	134	140	136	140	142	146	152	151	134	125	134
1919	132	126	134	148	166	160	172	175	154	130	122	124
1920	127	120	130	123	166	163	143	127	106	72	51	42
1921	40	38	38	36	36	38	38	34	30	26	28	28
1922	29	36	41	41	43	44	44	45	44	48	56	58
1923	58	58	60	66	74	74	72	70	70	70	62	52
1924	56	60	60	61	61	65	87	62	94	94	87	100
1925	107	105	101	88	96	98	95	93	84	69	67	61

OATS

[Cents per bushel]

1908	41	41	42	41	41	44	43	42	41	40	40	41
1909	42	42	44	46	49	50	45	38	34	35	35	36
1910	38	40	40	38	36	36	36	34	32	30	28	28
1911	26	28	28	26	28	31	35	36	38	40	42	42
1912	41	46	49	52	52	50	44	34	30	30	30	36
1913	30	30	31	32	34	36	36	38	39	38	38	38
1914	38	37	37	37	34	36	33	34	39	40	40	41
1915	44	46	48	48	48	44	42	36	31	30	30	32
1916	36	37	36	37	36	36	36	36	38	41	44	46
1917	49	51	53	60	64	62	64	58	50	52	56	64
1918	70	75	78	78	74	70	66	63	64	61	64	65
1919	64	60	60	64	66	69	68	68	64	62	63	68
1920	72	74	78	85	92	96	80	62	56	48	40	38
1921	36	34	33	36	38	38	26	23	22	22	21	22
1922	24	27	28	28	26	26	26	23	22	22	21	22
1923	36	36	38	40	42	39	30	28	27	30	34	35
1924	36	39	41	40	40	41	34	31	32	34	34	35
1925	51	51	51	43	44	44	43	39	36	43	43	47

BARLEY

[Cents per bushel]

1908	54	54	50	56	54	52	50	50	47	46	46	40
1909	47	49	52	55	56	57	52	44	42	42	43	44
1910	46	48	48	48	48	46	46	45	44	44	45	45
1911	48	49	47	47	50	54	54	53	50	57	59	58
1912	64	75	89	91	88	84	65	50	43	37	40	41
1913	38	40	42	40	42	43	42	42	46	48	48	40
1914	50	50	50	52	51	48	42	42	47	46	44	40
1915	48	52	54	54	54	50	51	49	42	36	38	41
1916	48	48	44	43	40	46	48	55	56	61	74	74
1917	72	74	83	88	110	103	100	96	88	96	90	103
1918	112	128	148	118	136	130	100	88	88	83	80	85
1919	85	88	90	88	87	88	91	100	92	85	91	102
1920	109	108	104	110	122	115	106	85	83	62	50	59
1921	48	43	48	49	44	45	49	34	32	30	28	28
1922	29	34	38	42	42	40	41	40	36	40	40	46
1923	46	48	50	54	54	52	46	42	44	40	44	44
1924	46	47	49	48	49	51	50	60	60	66	66	68
1925	67	77	76	60	71	70	64	62	58	55	53	53

TABLE 71.—Nebraska: Monthly farm price—Continued

APPLES

[Dollars per bushel]

Year	Jan.	Feb.	Mar.	Apr.	May	June	July	Aug.	Sept.	Oct.	Nov.	Dec.
1910	1.12	1.16	1.28	1.46	0.88	1.50	0.88	0.77	0.96	1.01	0.95	1.00
1911	1.25	1.40	1.37	1.57	1.56	1.92	1.20	.90	.81	.76	.77	.89
1912	1.09	1.20	1.25	1.30	1.50	1.59	.85	.85	.85	.78	.80	.95
1913	1.03	1.09	1.15	1.14	1.10	1.25	.82	.80	.82	.90	1.05	1.10
1914	1.35	1.64	1.60	2.00	2.40	2.12	1.30	1.00	.95	.95	.92	1.00
1915	1.15	1.20	1.20	1.30	1.60	-----	.69	.75	.65	.65	.76	1.00
1916	1.25	1.25	1.35	1.35	1.75	1.30	.90	.67	.92	1.10	1.25	1.40
1917	1.60	2.00	1.70	2.00	-----	-----	-----	1.00	1.00	1.20	1.35	1.75
1918	1.70	1.70	1.95	2.25	2.70	-----	1.45	1.40	1.60	2.00	2.50	2.50
1919	2.75	3.10	3.40	3.50	4.20	-----	2.00	1.90	1.70	2.10	2.80	2.70
1920	2.60	3.00	3.20	3.80	4.20	-----	1.80	1.90	1.84	1.87	2.24	2.47
1921	2.40	2.70	3.18	3.00	3.65	-----	2.50	2.50	2.75	2.75	2.50	2.50
1922	2.50	3.10	3.55	3.10	-----	-----	1.40	1.00	.00	1.05	1.10	1.25
1923	1.53	1.60	1.93	2.29	2.50	3.25	-----	2.00	1.47	1.30	1.52	1.62
1924	1.65	1.80	2.00	2.00	2.00	2.40	1.90	1.04	.90	1.00	1.37	1.87
1925	2.20	2.27	2.18	2.02	2.30	3.50	2.27	1.60	1.52	1.64	1.85	2.01

[Dollars per barrel]

1914	-----	-----	-----	-----	-----	-----	-----	2.75	3.20	3.00	2.95	3.60
1915	3.50	3.75	3.75	3.85	4.25	-----	-----	2.25	2.20	2.10	2.85	3.20
1916	3.80	4.10	4.00	3.90	4.00	4.00	3.20	2.75	2.55	3.60	4.25	4.05
1917	4.50	5.70	4.40	5.70	-----	-----	-----	-----	3.25	3.80	4.75	4.55
1918	5.00	5.30	5.60	-----	-----	-----	-----	4.20	5.60	7.00	7.80	7.50
1919	7.50	8.60	10.50	-----	10.60	-----	-----	7.00	5.00	6.60	8.20	7.90
1920	7.70	7.00	8.10	-----	-----	-----	-----	-----	4.87	6.90	7.21	7.87
1921	7.40	8.50	8.50	8.75	-----	-----	-----	-----	6.00	-----	6.50	-----
1922	7.50	8.60	-----	8.00	-----	-----	-----	-----	3.00	4.00	4.50	4.50
1923	4.00	4.80	-----	-----	-----	8.00	-----	-----	-----	5.45	5.00	5.25
1924	4.60	5.50	6.00	6.00	6.60	6.60	-----	3.60	2.70	3.50	5.00	7.50
1925	6.30	7.50	6.50	7.80	7.70	8.30	-----	-----	5.40	5.00	4.30	6.25

PEACHES

[Dollars per bushel]

Year	Aug.	Sept.	Oct.	Year	Aug.	Sept.	Oct.	
1910	-----	1.50	1.33	1.54	1918	-----	-----	-----
1911	-----	1.01	1.25	1.73	1919	3.60	3.30	3.25
1912	-----	1.55	1.56	1.15	1920	3.80	3.10	2.70
1913	-----	1.60	1.60	1.27	1921	3.60	4.03	-----
1914	-----	2.00	1.50	1.60	1922	1.85	1.50	2.00
1915	-----	1.30	1.40	1.25	1923	3.00	2.70	2.10
1916	-----	-----	2.25	1.40	1924	2.40	2.40	2.60
1917	2.50	2.35	2.00	2.00	1925	3.00	2.90	2.70

PEARS

[Dollars per bushel]

Year	Aug.	Sept.	Oct.	Nov.	Dec.	Year	Aug.	Sept.	Oct.	Nov.	Dec.
1910	-----	-----	-----	-----	-----	1918	4.00	3.25	2.50	-----	-----
1911	1.92	2.12	1.74	1.75	1.88	1919	4.30	3.30	2.50	2.50	2.70
1912	1.50	1.88	1.60	1.11	1.73	1920	4.30	4.08	2.50	2.75	-----
1913	2.00	1.80	1.70	1.70	1.85	1921	3.80	-----	-----	-----	-----
1914	3.00	1.60	1.25	1.37	-----	1922	1.25	-----	1.50	-----	-----
1915	1.50	1.40	1.25	1.30	1.30	1923	2.60	2.80	1.81	2.00	2.22
1916	-----	2.17	1.50	1.25	1.25	1924	1.92	2.00	1.95	2.20	-----
1917	3.30	2.25	1.75	1.75	2.00	1925	3.25	2.26	1.95	2.48	2.07

TABLE 71.—Nebraska: Monthly farm price—Continued

GRAPES

[Cents per pound]

Year	Aug.	Sept.	Oct.	Nov.	Year	Aug.	Sept.	Oct.	Nov.
1910		3.5	4.0	3.0	1918	6.0	7.5	10.2	
1911	4.4	4.0	4.8	7.8	1919	16.0	6.0	7.0	8.0
1912	4.0	3.7	3.3	3.0	1920		8.0	9.0	10.0
1913		3.7	4.5	3.2	1921	7.0	9.0		
1914		2.8	4.0	4.0	1922	4.0		7.0	
1915	5.0	3.0	2.7	2.7	1923		6.2	7.1	5.1
1916		3.2	4.3	3.5	1924		6.5	7.2	9.2
1917		3.5	6.5	5.1	1925	8.5	6.3	7.3	

CABBAGE

[Dollars per 100 pounds]

Year	Jan.	Feb.	Mar.	Apr.	May	June	July	Aug.	Sept.	Oct.	Nov.	Dec.
1910	2.70	2.75	2.04	2.68	3.20	3.45	3.31	3.50	2.50	2.30	2.10	2.30
1911	2.50	2.60	1.73	1.43	1.31	3.71	3.60	3.28	3.07	2.40	1.80	2.51
1912	2.90	3.30	3.00	3.95	3.89	3.07	2.94	2.71	2.00	1.62	1.56	1.68
1913	2.00	2.10	2.10	2.20	2.26	2.85	3.15	3.10	2.95	2.20	2.48	2.50
1914	2.85	3.05	3.05	3.40	3.75	2.85	2.85	2.90	2.50	1.80	1.60	2.00
1915	2.10	2.00	2.30	2.70	3.00	3.20	2.60	2.36	1.80	1.40	1.25	1.35
1916	1.70	2.20	2.70	2.90	3.30	3.80	2.60	3.00	2.78	3.60	3.40	3.85
1917	4.80	7.50	8.00	9.80	10.60	6.00	4.00	3.10	2.20	2.00	2.70	2.90
1918	3.60	4.00	4.60	5.30	4.60	4.25	5.00	4.50	4.00	3.10	2.60	2.90
1919	3.40	3.60	4.10	5.60	6.80	5.75	4.40	4.40	3.70	3.40	3.40	4.30
1920	6.00	6.80	5.30	6.70	5.70	5.60	5.20	4.30	2.75	2.44	2.50	2.70
1921	3.05	3.25	3.50	3.67	5.20	5.00	2.60	3.00	3.35	3.05	3.20	3.85
1922	4.70	4.70	4.50	4.40		4.70	3.00	2.00		2.00	2.25	2.40
1923	3.00	3.20	4.00	6.40	6.10	5.90	4.50	3.40	3.20	2.60	2.40	2.70
1924	3.00	3.50	3.80	4.60	4.30	4.70	4.00	2.50	2.50	2.30	2.10	2.50
1925	3.00	4.00	3.60	4.20	4.00	4.50	4.45	4.10	3.31	2.76	2.55	2.80

ONIONS

[Cents per bushel]

1910	142	149	145	155	161	129	158	169	152	132	130	140
1911	140	150	137	132	171	153	197	190	146	149	145	139
1912	180	180	180	195	194	231	215	141	133	109	110	107
1913	120	123	110	115	100	110	150	130	135	140	147	144
1914	115	160	160	178	210	162	175	160	160	115	110	105
1915	130	130	135	140	150	150	150	135	110	112	115	120
1916	140	160	170	190	170	200	180	170	155	180	210	200
1917	220	370	320	580	500	450	230	190	170	150	190	200
1918	225	215	200	190	170	265	225	225	225	205	205	260
1919	200	200	260	270	300	260	300	280	260	270	260	250
1920	340	400	350	400	430	430	350	220	202	191	210	195
1921	218	200	182	193	266	245	210	210	220	210	230	255
1922	290	375	425	460	485	460	300	240	205	200	190	160
1923	167	206	220	230	260	220	255	200	200	184	300	300
1924	220	230	220	250	260	280	270	230	210	164	192	193
1925	250	240	230	230	350	373	320	320	245	230	212	231

POTATOES

[Cents per bushel]

1908	70	70	70	70	68	73	75	66	60	60	54	66
1909	68	62	63	78	68	91	89	72	70	64	60	60
1910	62	64	63	66	60	68	78	92	98	94	86	84
1911	82	82	84	92	100	162	208	175	114	96	90	95
1912	100	114	128	142	152	148	122	86	60	54	50	52
1913	56	50	52	53	52	56	74	86	84	78	70	80
1914	52	83	80	92	91	108	113	95	82	66	50	58
1915	64	69	66	64	68	75	82	72	57	46	41	58
1916	67	82	87	88	68	92	96	96	96	110	130	154
1917	156	162	238	276	293	293	230	166	135	114	106	108
1918	164	113	115	102	92	124	162	168	156	124	114	121
1919	126	130	124	116	122	145	194	226	216	191	188	182
1920	266	258	288	391	407	530	418	274	183	120	109	120
1921	113	100	104	105	102	108	128	128	124	124	120	116
1922	110	132	130	118	104	105	94	61	66	62	48	48
1923	50	54	54	58	55	64	89	98	94	81	75	83
1924	85	60	85	87	85	90	130	120	74	82	57	63
1925	69	71	75	71	68	77	179	157	110	123	188	180



TABLE 71.—Nebraska: Monthly farm price—Continued

TOMATOES  
[Cents per bushel]

Year	Aug.	Sept.	Oct.	Year	Aug.	Sept.	Oct.
1912	150	95	85	1919	250	180	170
1913	150	120	115	1920	240	157	128
1914	160	105	95	1921	160	110	---
1915	135	100	110	1922	100	---	---
1916	150	115	100	1923	220	123	114
1917	195	145	145	1924	217	150	155
1918	240	160	150	1925	320	169	112

TURNIPS  
[Cents per bushel]

Year	Jan.	Feb.	Nov.	Dec.	Year	Jan.	Feb.	Nov.	Dec.
1912	---	---	53	51	1919	130	130	180	180
1913	---	52	55	50	1920	180	170	158	77
1914	60	81	45	48	1921	89	110	70	100
1915	60	64	48	45	1922	105	100	95	90
1916	47	60	65	80	1923	70	100	95	300
1917	80	95	85	95	1924	160	110	101	109
1918	95	100	82	100	1925	130	130	112	100

BEANS, DRY  
[Dollars per bushel]

Year	Jan.	Feb.	Mar.	Apr.	May	June	July	Aug.	Sept.	Oct.	Nov.	Dec.
1910	---	---	---	---	---	---	---	---	---	2.66	2.78	2.82
1911	---	---	---	---	---	---	---	---	---	2.65	2.75	2.67
1912	3.00	2.96	2.79	2.98	2.83	2.92	2.77	2.56	2.78	2.70	2.70	2.77
1913	2.73	2.90	2.80	2.84	3.00	3.09	3.00	3.10	3.20	2.89	2.70	2.77
1914	2.68	2.67	2.93	2.81	2.85	2.69	2.68	2.48	2.53	2.80	2.95	2.90
1915	2.80	2.60	2.50	2.76	3.00	2.55	2.75	3.20	3.00	2.90	3.00	2.80
1916	3.41	3.01	3.53	3.45	4.13	4.47	5.50	3.17	2.77	3.00	3.00	3.11
1917	2.91	3.09	3.11	3.30	3.34	3.43	3.13	6.10	5.31	5.90	5.60	6.00
1918	6.90	6.10	7.00	7.90	9.30	10.60	10.50	10.50	6.95	8.50	7.80	8.00
1919	7.80	7.30	7.70	7.30	7.30	6.90	7.00	7.00	6.60	6.90	4.00	6.30
1920	6.00	5.70	5.70	5.30	5.00	5.10	5.10	5.10	5.10	5.10	5.20	5.00
1921	5.10	4.90	4.00	4.80	5.00	5.40	5.20	5.30	4.80	4.50	3.80	3.53
1922	3.74	3.61	3.75	3.25	3.00	2.80	3.30	3.50	3.20	3.40	3.20	3.65
1923	3.60	3.50	3.95	4.00	4.00	4.25	4.20	3.85	3.75	3.65	3.60	3.60
1924	4.00	4.20	4.16	3.82	4.20	4.60	4.10	4.10	4.10	4.10	4.25	4.10
1925	4.00	4.40	4.00	4.00	4.00	4.00	4.10	3.92	4.00	4.30	4.20	3.65
							4.60	4.20	3.70	4.10	4.00	3.80

COTTONSEED MEAL (AS BOUGHT)

[Dollars per ton]

1910	---	---	---	---	---	30.80	---	28.20	33.00	---	28.00	28.50
1911	28.00	27.40	27.30	26.00	24.70	25.00	27.60	26.80	30.40	31.20	26.00	27.10
1912	29.50	31.80	30.30	30.00	32.00	32.00	32.50	31.60	33.20	33.00	30.50	30.30
1913	28.30	28.60	33.00	33.00	31.20	30.20	31.30	28.40	34.10	32.40	32.50	33.60
1914	34.40	33.00	35.40	34.10	37.60	37.30	34.60	31.60	32.20	31.40	28.00	30.50
1915	32.00	33.00	32.50	31.00	36.60	32.70	34.00	33.40	---	30.00	35.00	36.10
1916	34.30	36.00	37.40	38.00	35.40	36.00	---	---	---	38.00	43.20	44.00
1917	45.00	48.75	39.00	48.00	50.00	50.00	---	33.30	32.20	36.00	43.20	44.00
1918	53.30	57.80	---	---	---	---	---	---	54.00	56.00	60.00	62.50
1919	75.00	---	---	---	74.20	---	---	---	---	63.60	60.00	60.00
1920	83.70	84.00	84.50	82.50	---	81.80	66.70	---	83.30	81.70	70.50	81.00
1921	---	43.50	41.50	---	---	---	---	---	---	---	82.00	---
1922	---	---	---	---	---	---	---	---	---	---	---	---
1923	46.00	60.00	51.00	55.50	63.50	55.00	---	---	---	---	---	55.00
1924	55.00	---	---	---	---	---	---	---	---	---	---	55.00
1925	61.20	58.00	48.00	44.00	47.20	48.00	---	58.00	60.00	51.30	50.00	40.00

TABLE 71.—Nebraska: Monthly farm price—Continued

HAY (LOOSE)

[Dollars per ton]

Year	Jan.	Feb.	Mar.	Apr.	May	June	July	Aug.	Sept.	Oct.	Nov.	Dec.
1908	5.82	5.46	5.14	4.75	4.62	4.75	4.88	4.62	4.50	4.72	4.80	4.05
1909	5.25	5.25	5.20	5.85	6.35	6.55	6.10	5.40	5.35	5.55	5.85	6.45
1910	7.40	7.00	7.50	7.15	7.00	7.00	7.55	8.20	8.40	8.55	8.75	8.95
1911	8.00	8.20	7.55	7.40	7.55	8.90	10.55	11.15	10.65	10.40	9.00	10.10
1912	11.00	11.25	12.90	14.90	14.90	12.05	10.00	8.25	7.65	8.00	8.35	8.35
1913	8.40	8.05	7.00	7.30	7.35	7.15	7.35	7.60	7.80	8.05	8.35	8.60
1914	8.35	8.30	8.45	8.50	8.25	7.70	7.30	7.15	7.05	6.85	6.80	7.00
1915	7.00	7.20	7.90	8.20	8.00	7.35	8.05	6.35	6.05	5.90	5.85	5.90
1916	8.00	6.20	5.70	5.05	5.80	5.75	5.70	6.00	6.75	5.65	6.55	7.05
1917	7.50	8.00	8.00	10.20	11.00	12.50	11.30	11.60	12.40	13.55	14.95	16.05
1918	10.05	15.83	15.38	14.15	13.15	12.75	13.15	13.90	14.95	16.05	17.50	17.00
1919	17.70	18.25	20.15	21.40	23.20	20.90	15.90	15.50	15.00	14.90	14.40	15.45
1920	16.85	15.80	14.50	14.15	14.65	14.45	12.75	12.15	11.70	10.35	9.40	8.75
1921	8.55	7.95	6.40	6.40	6.55	5.05	5.35	4.95	4.65	5.25	6.45	6.60
1922	8.00	6.12	6.08	6.43	6.52	6.25	6.20	6.15	5.95	6.70	6.40	9.00
1923	8.00	8.05	8.35	9.45	10.20	9.60	8.30	7.25	7.00	7.10	8.70	9.60
1924	9.50	9.31	9.00	8.70	8.30	8.50	8.30	8.00	8.00	8.90	9.80	9.00
1925	9.00	8.50	7.00	7.00	7.30	6.80	8.00	8.20	9.00	9.70	10.80	10.40

ALFALFA HAY

[Dollars per ton]

1914										9.00	9.00	8.40
1915	9.30	9.00	9.50	10.10	9.00	8.30	8.20	7.70	8.20	7.80	7.90	7.50
1916	7.90	8.20	7.70	7.70	7.20	7.20	7.30	7.50	8.40	7.95	9.25	9.85
1917	10.10	11.50	11.30	13.00	15.80	13.50	12.00	14.10	16.40	17.70	18.40	20.80
1918	21.70	20.90	20.25	17.80	18.40	16.20	16.00	17.50	20.40	21.00	21.00	21.50
1919	23.40	22.70	24.00	20.70	28.50	22.90	17.60	15.40	18.50	20.60	21.30	22.50
1920	21.00	20.80	18.80	18.40	18.60	17.80	16.00	15.70	15.30	13.00	12.00	11.50
1921	11.65	10.00	10.00	9.00	10.00	9.00	9.00	9.10	10.00	9.20	8.40	9.00
1922	9.00	9.20	9.30	9.00	9.90	9.20	9.00	9.40	10.00	10.50	11.50	12.00
1923	14.20	13.80	13.00	13.70	10.80	11.70	10.50	9.50	10.30	11.00	12.30	13.50
1924	12.00	11.50	11.00	11.00	11.00	10.50	10.00	9.50	10.00	10.20	11.30	11.00
1925	12.00	12.00	11.00	10.80	11.30	11.00	11.50	11.00	12.90	12.80	13.40	13.70

CLOVER HAY

[Dollars per ton]

1914										10.10	8.40	8.40
1915	10.10	9.50	10.00	11.00	10.50	11.00	8.10	8.80	10.00	9.40	8.50	8.40
1916	8.40	8.00	8.40	8.50	8.60	8.00	7.50	8.70	8.70	8.10	9.00	9.25
1917	9.30	10.40	9.40	11.00	15.30	13.40	11.10	14.80	13.80	15.90	17.70	19.70
1918	20.50	19.50	19.50	16.30	14.60	14.40	14.10	16.60	21.50	19.50	20.50	20.70
1919	21.50	23.50	23.10	30.20	29.30	24.10	15.90	17.00	17.00	18.70	20.10	20.70
1920	20.50	17.80	18.00	15.80	17.00	16.20	13.70	16.00	15.00	13.00	12.00	10.30
1921	10.35	10.40	10.00	8.75	8.80	9.00	7.80	8.00	9.00	8.00	8.00	8.80
1922	10.00	9.50	9.40	10.00	10.00	8.10	8.60	8.00	9.70	9.00	10.50	11.00
1923	12.20	12.00	12.00	11.80	11.50	10.00	9.00	10.70	10.00	11.20	11.40	12.50
1924	12.00	12.50	12.00	11.50	11.20	11.20	9.50	10.20	9.80	9.50	10.80	9.40
1925	10.00		8.00	10.00		8.10		12.30	13.20	12.40	12.00	14.00

TIMOTHY HAY

[Dollars per ton]

1914										9.70	9.40	8.50
1915	9.80	10.00	10.40	10.60	10.50	10.50	9.10	8.50	9.50	9.40	8.80	8.70
1916	8.00	8.80	8.10	8.80	7.00	8.40	8.10	8.70	9.10	8.10	9.15	9.00
1917	9.00	10.00	10.30	12.00	15.00	14.00	13.00	14.00	15.80	16.20	17.80	19.00
1918	20.70	18.80	19.70	16.50	16.00	14.70	15.80	17.20	20.50	18.50	19.50	22.50
1919	23.10	23.70	24.00	30.20	30.00	27.00	18.50	19.00	18.70	18.50	19.10	21.00
1920	21.20	18.40	17.00	17.00	18.50	16.40	14.00	15.50	15.00	13.30	12.40	11.40
1921	10.30	10.40	10.40	9.50	9.10	8.80	7.70	8.00	9.00	7.70	8.00	8.30
1922	9.70	9.00	9.00	9.70	10.00	8.20	8.70	9.00	10.50	10.00	11.00	11.40
1923	13.00	13.40	12.60	11.80	12.30	11.20	10.40	10.40	10.00	10.40	12.30	13.80
1924	13.00			10.00	10.50	11.00	10.70	12.10	12.00	11.50	12.30	9.00
1925	9.00		9.00	11.00	8.00	9.20	9.30	10.00		12.00	11.00	12.40

TABLE 71.—Nebraska: Monthly farm price—Continued

PRAIRIE HAY  
[Dollars per ton]

Year	Jan.	Feb.	Mar.	Apr.	May	June	July	Aug.	Sept.	Oct.	Nov.	Dec.
1914										7.00	7.60	6.80
1915	7.50	8.00	8.40	9.00	8.60	7.00	7.50	6.90	7.10	9.00	9.40	6.50
1916	7.00	7.20	6.70	6.80	6.50	6.80	7.00	7.00	7.10	7.10	7.65	8.20
1917	8.25	9.50	8.80	10.80	13.70	13.40	11.00	12.30	13.00	14.30	15.05	16.80
1918	18.30	17.50	17.00	15.60	14.10	13.80	13.00	14.90	17.30	17.30	18.10	18.40
1919	19.00	20.00	20.70	23.50	20.30	22.60	15.60	16.40	15.60	17.00	17.60	18.20
1920	18.20	17.10	15.10	14.30	15.50	14.20	14.00	13.30	11.70	11.60	10.60	9.10
1921	8.75	8.20	8.00	7.75	7.86	7.30	7.30	7.00	7.20	6.80	6.40	7.00
1922	7.20	7.10	7.40	7.50	7.60	9.20	7.50	7.50	7.30	8.00	9.00	10.00
1923	10.30	10.10	10.00	10.60	10.90	9.70	9.10	9.00	8.00	9.20	9.50	8.80
1924	8.50	8.40	8.00	8.30	8.50	8.20	8.00	7.90	8.10	8.40	8.70	8.60
1925	9.20	9.10	8.40	8.20	8.70	7.90	8.20	9.00	10.00	9.70	9.80	10.70

CLOVER SEED (AS SOLD)

[Dollars per bushel]

1910		9.17	9.40	9.50	9.25	9.70	10.00		9.07	8.15	8.00	8.40
1911	8.00	7.50	8.50	8.97	9.12	9.14	9.50	10.07	9.65	9.31	9.00	9.22
1912	11.00	11.35	11.58	11.70	11.95	11.90	11.90	11.20	10.00	9.88	10.00	9.67
1913	9.80	10.48	11.70	11.68	12.25	11.11	10.50	11.33	9.00	8.70	9.00	9.30
1914	6.50	8.25	8.20	9.70	8.60					9.30	8.00	
1915	9.50	9.00	10.65	9.35	10.00	8.50		9.00	10.00	9.10		8.50
1916		9.60	11.00	11.60	9.50		10.00	10.50	10.90	9.50	8.20	9.00
1917	9.10	9.60	10.90	10.50	13.60	8.80	10.00	9.50				15.00
1918	13.30	12.20	13.10	15.00		13.00		14.00				18.00
1919	18.50	17.40	22.40	21.70	18.10				10.00	22.50	24.20	25.50
1920	23.00	24.50	29.40	29.10	27.40			22.20	20.00	18.00	16.00	12.40
1921	9.85	9.10	9.50	10.00	9.15	11.00	10.50	10.00	9.00	9.00	9.00	8.85
1922	9.15	9.45	12.00	13.00	12.30	10.50	10.00			10.00	12.00	11.00
1923		11.00	11.80	13.00	13.00					10.00	12.00	12.20
1924		11.30	13.00	13.20	13.00		12.70	13.00	12.50	11.80	13.00	13.50
1925	15.00	15.60	16.70	15.10	12.70	13.30	13.80	15.00	14.50	14.00	12.70	13.30

CLOVER SEED (AS BOUGHT)

[Dollars per bushel]

1912						15.00	11.83	11.97	11.33	11.73	12.50	11.67
1913	11.50	11.11	11.90	12.69	12.91	12.40	12.85	12.00	11.50	10.20	9.00	9.50
1914	10.50	10.50	10.50	11.30	11.50	11.50			11.00	12.00	9.00	
1915	11.00	10.50	11.00	10.10	10.00	9.30		10.00		9.75		
1916		11.00	12.00	13.50	12.00	11.50	10.80	11.10	12.60	13.50		
1917	11.00		11.00	10.70	12.00	11.80	12.00		11.50	12.50	12.60	15.70
1918	14.00	14.60	15.50	17.00		16.80		15.00		16.40		19.40
1919	19.50	20.50	24.00	27.70	21.00	27.00		22.10	24.10	28.50	27.00	27.60
1920	27.70	29.60	33.10	31.50	32.70	27.20	33.00	27.30	25.00	20.00	19.00	15.00
1921	12.90	12.60	11.40	11.80	11.60	13.00	12.65	12.60	11.60	10.25		10.60
1922	11.00	11.65	15.00	15.30	14.00	11.00	12.00	11.90	12.40	13.00	13.00	14.00
1923	12.50	13.60	12.90	13.50	14.00	14.00				13.60		15.00
1924	14.60	15.00	14.50	14.50	15.00	14.50	15.00	14.00	11.10	14.50	14.70	15.80
1925	17.00	18.00	17.00	18.00	16.50	15.60	15.30	16.80	14.70	17.80	8.70	14.40

TIMOTHY SEED (AS SOLD)

[Dollars per bushel]

1910									4.00	3.40	3.10	3.50
1911		3.00	4.21	4.10	4.00	4.32	5.18	5.00	4.61	5.00	5.80	5.21
1912	6.43	6.42	6.16	7.00	6.75	6.00	6.75	6.00	3.25	3.53	4.00	5.71
1913		1.81	2.45	2.32	2.32	2.65	3.00	2.00	2.15	3.01	3.00	3.00
1914		2.75	2.45	2.65	2.80				2.50	2.70	3.25	
1915	3.50	2.81	3.30	3.15	2.50	3.15	3.50	3.10		3.00	3.25	
1916		3.50	2.90		3.60	3.00	4.00	3.70	3.40	4.00		4.10
1917	4.00	3.30	3.50	3.00	4.00		3.50	4.80				
1918	4.00	3.90	4.30	4.00	4.40	4.00		4.30				5.50
1919	4.25	5.50	5.10	5.70	5.90					5.30	6.00	5.50
1920	7.30		5.00	6.50	6.50							3.50
1921	3.15	3.10	3.35	3.40	3.55	4.00	3.50		3.75	3.50	3.00	
1922		3.35	3.50	3.70	3.50	3.50				3.00	3.00	3.00
1923					3.70	3.00				3.80	3.50	4.00
1924		4.00	3.50	3.60	3.50			4.00	3.60	3.60	3.10	3.70
1925	4.00	4.20	4.20	3.90	4.70	4.50	4.00	3.50	4.00	3.70	4.00	3.70

TABLE 71.—Nebraska: Monthly farm price—Continued

TIMOTHY SEED (AS BOUGHT)

[Dollars per bushel]

Year	Jan.	Feb.	Mar.	Apr.	May	June	July	Aug.	Sept.	Oct.	Nov.	Dec.
1912						7.57	8.00	6.01	3.92	3.70	6.00	3.00
1913	3.00	3.00	2.93	2.85	2.91	3.11	3.10	3.17	3.10	3.50	3.50	3.40
1914	3.50	3.00	3.40	3.35	3.05	3.10		3.00	3.50	4.00	3.50	
1915	4.00	3.50	3.50	3.00	3.15	3.40	3.60	3.20				
1916		4.00	3.00	4.25	4.30	4.50	4.60	4.20	3.50			
1917	4.80		3.00	3.30	3.80		3.00		4.20			
1918	4.50	4.10	4.50	4.50		5.00		4.70	4.20	4.20	4.30	
1919	5.50	6.40	6.40	6.20	0.20	6.10		5.70	5.10	5.00		
1920	7.60	7.20	6.55	7.50	8.00	6.70			5.40	6.80	5.90	6.00
1921	5.50	4.60	4.20	4.70	5.00	5.50	6.70		6.00	4.50	5.25	5.30
1922	3.85	4.00	4.05	6.25	4.65	5.50	4.00	3.75	4.25	4.00		
1923	3.00	3.90	4.20	4.60	4.10	4.40	4.00	3.70	3.50	3.50	3.50	3.60
1924	5.00	4.70	4.50	4.60	4.10	4.40	4.20	4.70	4.40	4.40	4.50	4.50
1925	4.90	4.50	5.30	3.90	4.30	4.90	4.50	5.00	5.10	4.90	4.00	4.90

ALFALFA SEED (AS SOLD)

[Dollars per bushel]

1912						9.65	10.40	9.70	9.45	9.12	9.12	9.25
1913	8.90	9.18	9.70	9.12	9.20	9.00	9.71	9.55	8.90	7.50	6.50	6.45
1914	8.15	6.70	6.50	7.00	7.00	6.85	6.95	7.00	7.50	8.00	7.15	7.60
1915	8.00	8.10	8.30	8.50	8.60	8.70	8.90	8.50	8.00	9.00	9.10	8.90
1916	9.10	10.00	11.00	11.70	11.20	10.00	10.00	9.80	10.30	9.20	9.70	10.20
1917	8.80	9.10	9.80	10.00	9.80	10.10	10.40	10.60	10.40	9.90	10.30	11.00
1918	10.50	10.60	11.70	11.55	11.50	11.10	11.30	11.00	10.20	11.60	10.10	10.30
1919	10.60	10.20	10.90	12.70	12.70	14.00	12.60	11.80	12.50	12.40	14.30	14.00
1920	15.80	18.00	20.50	22.50	22.00	18.20	20.30	16.90	17.05	14.50	14.00	12.40
1921	12.30	11.30	10.60	10.40	10.00	11.00	10.00	11.00	9.70	9.70	8.85	9.00
1922	9.00	9.00	9.00	10.70	9.50	10.50	8.50	9.00	9.00	8.50	9.00	9.00
1923	9.70	9.60	10.40	10.60	11.70	11.90	11.80	11.00	10.60	11.10	10.90	12.00
1924	11.70	11.60	12.60	12.50	13.40	13.80	13.00	12.30	12.00	11.50	11.00	11.00
1925	11.80	12.00	12.56	12.30	12.60	13.10	13.80	11.10	11.40	11.50	11.80	11.20

ALFALFA SEED (AS BOUGHT)

[Dollars per bushel]

1912						10.74	10.82	10.55	10.52	10.18	9.65	10.13
1913	10.00	9.26	10.32	10.11	9.97	9.83	10.08	10.31	9.53	8.50	6.75	6.80
1914	8.80	7.00	7.30	7.60	8.30	7.40	7.80	7.50	8.70	8.50	7.45	7.80
1915	8.30	9.70	9.70	9.25	9.30	9.50	9.10	9.00	8.20	9.30	9.55	8.90
1916	9.80	11.20	12.50	13.30	12.00	11.70	11.30	11.70	11.30	11.40	10.90	11.80
1917	10.00	9.70	10.40	10.00	11.60	10.90	11.40	10.70	11.00	11.80	11.80	11.20
1918	12.40	11.50	11.90	12.70	12.30	12.70	12.10	12.80	11.30	13.05	12.50	12.00
1919	12.00	12.10	12.30	14.40	15.80	15.10	15.40	14.30	14.50	15.10	15.40	14.90
1920	19.10	19.30	21.30	24.50	24.10	22.10	23.10	19.20	19.85	18.00	18.00	14.45
1921	14.80	13.50	11.50	12.30	11.20	13.00	11.00	12.00	11.30	10.30	10.00	10.00
1922	10.00	10.00	10.70	11.20	11.50	11.00	10.00	10.00	10.10	10.60	10.50	10.50
1923	11.00	12.30	12.00	12.25	13.00	13.50	12.40	12.70	12.40	12.90	12.30	13.00
1924	13.50	13.00	13.40	14.00	14.50	14.40	14.20	14.70	14.00	13.60	13.00	12.00
1925	12.60	14.00	13.10	14.10	14.30	14.00	14.80	14.20	14.00	15.80	13.00	12.20

BEEF CATTLE

[Dollars per 100 pounds]

1910	5.30	4.60	5.50	5.50	5.00	5.90	5.20	4.80	5.10	4.60	4.40	4.50
1911	4.90	4.80	5.00	5.10	4.80	4.70	4.60	4.70	4.90	4.60	4.80	4.60
1912	4.00	5.30	5.40	6.10	6.30	6.30	6.90	6.40	6.30	6.10	5.00	6.00
1913	6.20	6.40	6.90	6.00	8.80	6.60	6.60	6.60	6.60	6.70	6.60	6.70
1914	6.70	6.00	7.10	7.00	7.00	6.00	7.10	7.00	7.00	7.10	7.00	6.00
1915	6.60	6.30	6.50	6.50	7.00	7.00	7.30	6.90	6.90	6.70	6.40	6.70
1916	6.40	6.50	7.50	7.60	7.80	8.50	8.10	7.50	7.10	7.20	7.20	7.60
1917	8.00	8.70	9.40	10.30	10.40	10.40	10.00	9.70	9.80	9.60	9.80	9.40
1918	9.40	9.30	9.80	11.10	12.60	12.80	12.10	12.00	12.00	10.10	10.60	11.00
1919	11.00	12.40	12.30	13.00	12.80	11.90	12.00	12.00	10.10	9.60	9.70	9.40
1920	10.10	6.40	10.10	10.30	10.20	11.20	10.70	9.80	9.80	8.30	7.70	6.70
1921	6.70	6.30	7.30	6.20	6.60	6.40	6.40	6.50	5.30	5.30	5.10	5.10
1922	5.20	5.90	6.60	6.30	6.80	7.20	6.70	6.90	6.70	6.70	6.20	6.50
1923	6.50	6.50	6.70	6.80	6.90	7.00	7.10	7.00	7.00	7.00	6.50	6.50
1924	6.60	6.80	7.20	7.60	7.70	7.50	7.40	7.80	7.30	7.00	6.90	7.00
1925	7.10	7.50	8.10	8.30	7.80	8.70	8.90	9.00	8.20	8.10	7.70	7.90

TABLE 71.—Nebraska: Monthly farm price—Continued

VEAL CALVES

(Dollars per 100 pounds)

Year	Jan.	Feb.	Mar.	Apr.	May	June	July	Aug.	Sept.	Oct.	Nov.	Dec.
1910.....	5.70	6.30	6.30	6.40	6.10	6.40	6.50	5.90	5.80	6.00	5.80	5.00
1911.....	6.10	6.00	6.00	5.80	5.00	5.80	5.30	5.60	5.60	5.40	5.70	5.60
1912.....	5.80	5.80	6.20	6.60	6.50	6.50	6.20	6.50	6.70	7.00	6.40	6.90
1913.....	7.00	7.50	7.80	7.90	7.60	8.00	7.80	7.70	7.90	7.80	7.80	8.00
1914.....	8.00	8.50	8.40	8.40	8.00	8.10	8.30	8.00	8.10	8.20	8.30	7.80
1915.....	7.90	7.70	7.80	7.80	8.40	8.50	8.20	7.70	8.10	8.00	7.90	7.70
1916.....	8.20	7.80	0.00	8.70	8.70	8.20	8.80	8.90	8.70	9.00	8.60	0.30
1917.....	9.20	9.00	10.20	10.00	11.10	11.20	11.20	10.00	10.80	10.90	10.50	10.20
1918.....	10.70	10.40	11.10	11.70	11.50	11.40	11.90	11.40	11.60	10.60	10.70	11.00
1919.....	11.70	11.80	11.70	12.30	12.00	12.00	13.00	12.30	11.20	11.00	11.20	10.80
1920.....	11.40	11.80	11.00	11.60	11.30	11.60	10.30	10.20	10.30	9.30	9.40	7.90
1921.....	6.10	7.80	8.60	7.00	7.00	7.40	7.40	7.40	7.60	7.50	7.50	7.60
1922.....	6.40	7.10	7.20	7.40	7.90	8.10	8.00	7.40	7.60	7.90	7.30	7.40
1923.....	7.50	8.20	7.70	7.70	7.70	7.50	7.90	7.90	7.60	7.90	7.30	7.40
1924.....	7.00	7.90	8.10	8.50	8.70	8.40	8.60	8.50	8.20	8.00	7.40	7.40
1925.....	8.40	8.50	9.00	8.30	8.30	8.00	8.60	8.40	8.30	8.60	8.80	8.40

MILK COWS

(Dollars per head)

1910.....	40.00	40.50	41.40	42.10	39.00	42.30	42.20	41.10	39.20	41.60	39.80	41.00
1911.....	43.70	45.40	46.00	44.20	43.70	43.50	41.00	40.70	40.50	42.80	42.80	42.30
1912.....	42.60	45.00	47.10	47.50	48.20	49.30	47.00	49.80	49.70	52.40	51.10	55.00
1913.....	54.70	50.80	64.50	64.10	62.70	62.80	63.00	62.40	63.20	66.00	65.00	65.00
1914.....	65.00	60.30	68.90	69.00	67.60	66.40	67.00	70.00	67.00	68.20	67.50	67.90
1915.....	67.10	65.00	68.60	65.00	68.40	66.70	67.80	67.00	69.50	64.40	65.60	63.50
1916.....	67.30	66.80	71.10	71.00	71.50	72.20	72.20	70.60	72.40	74.30	73.70	77.10
1917.....	75.40	78.00	82.00	83.50	86.00	85.50	85.00	85.00	86.00	84.60	82.40	80.00
1918.....	86.40	88.60	91.80	90.60	92.00	96.00	90.20	97.00	95.60	92.50	90.30	93.00
1919.....	96.00	96.50	93.50	100.30	96.50	98.10	90.20	101.20	91.70	99.00	99.00	92.60
1920.....	92.50	96.00	97.50	90.70	94.50	94.50	83.20	92.10	91.00	88.00	80.00	75.00
1921.....	71.00	65.00	67.00	67.00	67.00	66.00	60.00	62.00	67.00	66.00	55.00	55.00
1922.....	50.00	58.00	63.00	60.00	62.00	61.00	60.00	58.00	57.00	58.00	58.00	57.00
1923.....	57.70	55.60	57.60	58.20	60.00	60.00	60.00	60.00	60.00	57.50	58.00	58.10
1924.....	58.00	60.00	62.00	61.30	59.60	60.00	60.00	61.00	60.00	58.50	60.00	59.70
1925.....	60.00	58.30	56.40	57.30	60.60	61.40	60.00	60.00	60.20	62.40	60.60	61.50

MILK, WHOLESALE

(Cents per gallon)

1910.....	22	22	22	22	22	22	22	23	23	23	22	24
1911.....	23	22	23	22	22	22	21	21	20	23	22	22
1912.....	24	23	24	23	22	22	22	22	22	23	22	22
1913.....	22	22	22	23	22	21	21	24	22	22	23	23
1914.....												
1915.....	21	22	23	22	22	20	21	22	21	22	24	21
1916.....	23	22	22	22	21	20	20	22	20	21	22	24
1917.....	23	22	22	24	25	24	21	25	25	27	27	32
1918.....	31	30	20	28	28	25	30	28	30	30	31	32
1919.....	33	32	33	32	34	33	34	35	35	30	37	41
1920.....	40	38	30	38	38	37	30	38	43	42	42	31
1921.....	42	41	37	37	35	37	37	32	34	35	35	41
1922.....	34	34	33	34	31	32	32	31	32	34	34	35
1923.....	35	38	32	33	30	30	29	30		34	34	35

(Dollars per 100 pounds)

1923.....								2.76	2.99	2.78	2.70
1924.....	2.98	2.85		2.50	2.20			2.60	2.05	2.20	1.88
1925.....	2.00	2.20	2.01	2.00	2.00	2.25	2.50	2.28	2.05	2.75	2.35

TABLE 71.—Nebraska: Monthly farm price—Continued

BUTTER  
[Cents per pound]

Year	Jan.	Feb.	Mar.	Apr.	May	June	July	Aug.	Sept.	Oct.	Nov.	Dec.
1908		22	21	20	20	20	20	20	21	23	25	27
1910	27	25	24	22	22	21	21	22	23	24	26	26
1911	22	18	17	16	16	17	18	20	22	24	24	26
1912	26	25	24	24	24	22	22	22	22	24	26	26
1913	24	24	23	23	23	22	22	23	24	26	26	26
1914	25	24	22	20	20	20	20	22	24	24	26	26
1915	26	24	22	22	21	21	22	22	22	23	25	26
1916	26	25	25	26	26	24	24	24	26	28	31	33
1917	32	30	30	32	34	32	32	33	36	39	40	40
1918	41	42	40	39	36	36	38	38	43	49	52	55
1919	51	44	44	48	50	47	48	48	50	51	59	62
1920	60	63	62	63	62	62	60	60	61	61	64	68
1921	39	36	34	33	28	24	28	32	34	36	38	37
1922	32	27	28	28	28	28	28	28	30	33	37	40
1923	46	39	38	37	36	34	34	34	36	38	41	42
1924	43	41	40	37	33	33	35	34	34	35	35	37
1925	38	34	33	34	35	31	37	37	37	41	43	44

BUTTERFAT  
[Cents per pound]

1920									53	53	53	39
1921	42	34	36	37	24	21	28	31	32	37	37	35
1922	23	28	27	28	28	29	26	25	28	31	36	47
1923	43	41	39	46	36	32	30	34	40	39	46	47
1924	59	45	42	34	32	33	32	28	20	31	31	36
1925	33	31	35	35	34	34	34	37	27	43	43	42

HOGS  
[Dollars per 100 pounds]

1910	7.80	7.90	9.20	9.30	8.40	8.50	7.80	7.40	8.30	7.40	7.20	6.70
1911	7.10	6.60	6.20	5.60	5.80	6.40	5.70	6.50	6.30	5.80	5.70	5.60
1912	5.60	5.50	5.80	7.00	7.00	8.80	6.70	7.20	7.60	8.00	7.10	6.80
1913	6.60	7.20	7.80	8.20	7.60	7.80	8.00	7.60	7.40	7.50	7.10	6.90
1914	7.40	7.70	7.80	7.90	7.60	7.40	7.90	7.20	8.00	7.00	6.60	6.40
1915	6.30	6.00	6.00	6.30	6.70	6.70	6.60	6.20	6.50	7.30	6.10	5.80
1916	6.20	7.20	8.50	8.00	8.00	8.50	8.80	8.00	9.60	8.80	8.00	9.00
1917	9.60	11.00	13.70	15.00	14.00	14.50	14.30	15.50	16.80	16.90	15.90	16.20
1918	15.30	15.10	15.80	15.90	16.10	15.60	16.00	17.60	18.30	16.90	16.00	16.10
1919	16.10	16.10	17.00	18.80	19.10	18.90	20.40	20.00	14.90	13.40	13.20	12.20
1920	13.20	13.20	13.20	12.80	12.80	13.30	13.40	13.40	13.90	13.30	11.20	8.00
1921	8.00	7.90	8.70	7.00	7.30	6.60	7.00	8.50	6.30	6.20	5.70	5.60
1922	6.30	8.40	8.90	9.00	9.10	9.20	8.60	7.70	7.50	7.50	7.10	7.00
1923	7.40	7.20	7.00	7.00	6.60	5.50	6.00	6.30	7.40	6.70	6.00	5.80
1924	6.10	6.00	6.30	6.30	6.30	6.10	6.30	8.20	8.30	9.30	8.70	8.10
1925	9.10	9.50	12.20	11.80	10.70	10.80	12.30	12.30	11.00	10.80	10.10	9.80

SHEEP  
[Dollars per 100 pounds]

1910	4.90	6.00	7.00	6.60	6.80	5.50	5.10	4.50	4.50	5.00	4.30	3.80
1911	4.10	3.70	4.10	4.40	4.10	4.20	4.40	4.00	4.20	3.90	3.80	3.90
1912	4.30	4.20	4.50	5.40	5.40	4.00	4.70	4.40	4.30	4.50	4.50	4.80
1913	6.80	5.60	5.90	5.90	5.90	6.70	5.00	4.50	4.50	4.80	5.00	5.10
1914	5.10	5.20	5.40	5.70	5.70	5.40	6.00	5.70	5.40	4.80	6.00	5.30
1915	5.30	6.60	6.40	7.00	7.70	6.40	6.00	6.00	6.60	6.30	6.00	5.90
1916	6.60	7.70	7.00	8.20	7.70	8.60	7.00	7.10	7.50	7.50	7.10	8.40
1917	9.60	10.10	10.70	11.00	12.70	10.80	10.30	9.80	11.70	11.50	10.40	11.60
1918	11.50	12.50	11.90	13.20	14.60	13.50	11.20	12.30	12.30	10.40	11.50	11.10
1919	11.60	11.00	12.80	13.10	13.60	12.10	12.10	10.40	9.90	9.20	9.40	8.90
1920	11.10	12.10	11.60	12.10	12.80	11.60	8.30	8.80		7.00	6.00	6.30
1921	4.90	4.70	5.00	4.00	5.50	5.60	5.20	4.80	3.80	4.20	4.10	4.10
1922	5.40	7.00	8.70	9.00	9.10	7.20	5.50	5.70	7.50	7.30	7.70	7.10
1923	6.00	8.00	8.00	7.10	7.70	6.60	6.00	7.00	7.60	7.90	6.70	6.00
1924	6.60	7.00	8.00	8.50	8.50	8.50	6.00	8.70	8.30	7.70	7.70	7.30
1925	9.90	8.70	9.50	9.00	9.50	8.10	9.10	7.00	7.90	7.60	7.50	8.80

TABLE 71.—*Nebraska: Monthly farm price—Continued*

LAMBS

(Dollars per 100 pounds)

Year	Jan.	Feb.	Mar.	Apr.	May	June	July	Aug.	Sept.	Oct.	Nov.	Dec.
1910	6.50	7.50	7.00	8.00	8.50	7.00	6.90	6.10	6.00	6.70	5.40	5.00
1911	5.30	5.00	5.10	5.40	5.60	6.00	5.80	5.60	5.00	5.20	5.10	4.90
1912	5.70	5.50	5.90	6.70	7.50	7.20	6.20	5.90	5.90	5.70	6.00	6.10
1913	6.70	7.20	7.50	7.30	7.20	7.00	6.70	6.00	6.30	5.80	6.80	7.00
1914	7.10	6.70	6.60	7.30	7.30	7.00	7.70	7.20	7.10	6.10	8.00	7.20
1915	7.10	7.30	7.70	8.70	9.00	9.40	7.60	7.00	7.70	7.20	7.60	7.60
1916	8.80	9.20	9.50	10.00	9.50	10.10	9.00	9.70	9.20	8.90	9.50	10.90
1917	12.00	12.00	13.10	14.50	17.00	15.30	14.00	13.50	15.40	17.00	15.00	15.40
1918	14.50	14.80	15.60	17.20	17.60	18.00	16.10	15.00	14.60	13.10	13.70	13.80
1919	13.80	14.80	17.30	17.40	16.30	15.80	15.30	14.40	12.70	11.70	12.40	13.20
1920	15.30	17.00	16.60	17.20	16.80	14.20	11.50	11.40	11.00	10.10	10.20	8.80
1921	9.10	7.40	8.50	7.00	8.80	7.40	8.30	7.60	5.70	6.60	7.00	8.20
1922	5.70	10.60	13.20	12.40	12.50	9.60	10.40	9.70	11.10	11.00	11.00	11.00
1923	11.00	11.50	11.60	9.80	10.80	10.60	11.10	10.50	11.00	10.70	10.30	10.30
1924	10.20	11.00	12.00	12.50	13.00	13.10	13.10	11.60	11.50	11.60	12.00	12.00
1925	15.00	14.70	14.60	13.60	12.70	12.10	12.30	12.80	12.50	13.00	12.60	13.60

WOOL (UNWASHED)

(Cents per pound)

1910	23	25	22	18	18	17	16	19	10
1911	18	10	18	18	14	14	14	15	14
1912	14	15	18	15	15	16	18	19	17
1913	10	19	19	18	16	13	15	14	17
1914	15	15	15	16	16	16	15	15	15
1915	22	21	24	24	21	22	22	24	24
1916	24	25	22	27	33	27	29	26	28
1917	24		43	43	53	46	52		27
1918			57	64	40			60	59
1919	55	50		42	47	47	42	41	44
1920	43	41			28	28	28	24	23
1921	22	21	18	17	16	14	14	13	12
1922		20	22	25	24		30	20	27
1923		31			38	38	39	29	31
1924	35	38	35	30	33	32	30	31	30
1925	40	39	39	35	33	30	33	36	32

HORSES

(Dollars per head)

1910	145	164	156	142	143	155	154	150	141	135	134	132
1911	131	138	133	134	129	129	127	125	120	124	121	117
1912	115	120	121	130	133	131	125	125	131	128	128	125
1913	130	130	133	134	131	132	126	123	125	125	120	119
1914	124	123	125	125	120	125	125	130	122	122	118	125
1915	124	122	123	127	128	130	129	128	130	126	125	120
1916	126	128	127	131	129	130	127	132	120	128	125	128
1917	129	130	135	135	139	135	133	139	131	131	132	137
1918	134	130	130	134	135	126	128	131	125	117	112	112
1919	113	112	115	117	120	114	116	121	103	100	92	98
1920	103	109	121	118	123	120	120	116	111	105	95	88
1921	90	95	95	92	96	92	92	90	83	80	70	70
1922	74	70	81	84	83	82	83	79	70	70	69	69
1923	68	75	72	70	75	77	74	72	72	75	74	72
1924	70	72	75	78	80	79	79	83	80	75	73	70
1925	72	82	85	87	85	84	86	82	74	76	77	77

CHICKENS

(Cents per pound)

1909		8.0	8.0	8.0	9.0	9.0	10.0	10.0	10.0	9.0	9.0	9.0
1910	9.1	9.4	5.6	10.0	10.3	10.2	10.4	10.3	9.9	9.4	8.8	8.2
1911	8.1	8.4	8.5	8.4	8.4	8.6	8.8	8.8	8.6	8.4	8.0	7.8
1912	8.2	8.1	9.0	9.6	9.2	9.2	9.4	9.6	9.8	9.5	9.2	8.8
1913	9.0	9.4	9.6	9.9	10.2	10.4	11.0	11.5	11.5	10.0	9.1	9.1
1914	9.0	10.0	10.4	11.5	10.9	10.0	11.4	12.0	11.4	10.3	9.2	8.5
1915	8.7	9.5	9.8	10.4	10.3	9.7	9.7	10.7	10.2	10.2	9.2	9.3
1916	9.3	10.1	10.5	11.5	12.0	12.0	12.5	12.2	12.5	13.1	11.0	12.0
1917	12.5	14.0	14.3	16.0	16.4	15.4	15.2	15.2	17.7	17.3	15.0	15.0
1918	16.9	18.5	20.0	19.5	17.6	17.8	20.2	21.2	20.8	18.9	17.5	17.1
1919	19.1	18.8	21.4	23.0	23.5	22.0	22.0	23.0	21.0	18.0	15.0	19.0
1920	19.7	23.0	25.2	25.8	24.5	22.5	23.0	25.2	24.9	22.0	19.0	15.7
1921	20.0	19.0	20.0	20.0	16.0	16.0	18.0	18.0	17.0	15.0	15.0	15.5
1922	17.0	17.0	18.0	17.0	18.5	16.0	17.0	15.7	15.0	14.6	14.0	13.0
1923	14.0	16.0	15.0	16.0	16.0	16.0	15.0	17.0	16.0	16.0	13.5	13.8
1924	14.6	15.5	16.8	17.1	17.8	17.7	18.1	17.4	16.9	16.5	15.2	13.1
1925	13.7	15.8	16.0	16.1	13.1	17.7	18.9	18.4	17.2	16.7	15.1	10.5

TABLE 71.—*Nebraska: Monthly farm price—Continued*

TURKEYS

[Cents per pound]

Year	Jan.	Oct.	Nov.	Dec.	Year	Jan.	Oct.	Nov.	Dec.
1912.....		13.2	14.3	15.2	1912.....	22.7	23.0	26.0	26.0
1913.....	13.8	13.8	14.2	13.9	1913.....	28.8	25.0	25.0	26.6
1914.....	13.9	14.1	13.4	13.2	1914.....	26.0	17.0	23.0	24.0
1915.....	12.0	12.2	13.6	13.3	1915.....	24.0	22.0	25.0	26.0
1916.....	13.2	16.3	15.8	16.9	1916.....	24.5	23.0	22.7	22.0
1917.....	16.4	20.5	18.9	19.0	1917.....	19.6	21.0	22.5	21.0
1918.....	20.0	24.2	21.4	23.7	1918.....	20.7	17.5	20.8	25.8

EGGS

[Cents per dozen]

Year	Jan.	Feb.	Mar.	Apr.	May	June	July	Aug.	Sept.	Oct.	Nov.	Dec.
1909.....		21	16	16	16	16	16	16	18	20	24	27
1910.....	28	24	18	17	17	16	14	14	17	20	24	26
1911.....	22	16	14	12	12	12	12	13	15	18	23	26
1912.....	27	21	20	16	16	14	14	14	16	20	24	24
1913.....	22	20	16	15	15	14	13	13	16	21	28	30
1914.....	28	22	19	15	15	15	15	15	20	20	23	27
1915.....	27	22	16	15	15	14	13	14	17	20	26	27
1916.....	25	25	15	17	17	17	17	17	20	27	34	35
1917.....	33	32	23	26	26	28	25	26	32	34	36	40
1918.....	42	42	29	28	28	24	27	20	33	30	45	56
1919.....	50	36	31	34	37	31	30	33	34	46	56	66
1920.....	52	42	36	34	35	31	31	30	42	47	55	58
1921.....	49	25	24	18	15	16	20	23	23	32	42	42
1922.....	23	27	16	16	18	16	16	14	19	25	34	41
1923.....	30	25	21	20	19	17	16	17	22	26	37	36
1924.....	29	28	17	17	17	18	19	21	25	29	37	43
1925.....	43	20	22	22	22	23	24	25	24	29	30	39

TABLE 72.—*Nebraska: December 1 farm price of crops, 1866-1925*

Year	Wheat	Corn	Oats	Bar- ley	Rye	Buck- wheat	Flax- seed	Pota- toes	Sweet pota- toes	Tame hay	Wild hay	Sor- ghum sirup
	Cts. per bu.	Cts. per bu.	Cts. per bu.	Cts. per bu.	Cts. per bu.	Cts. per bu.	Cts. per bu.	Cts. per bu.	Cts. per bu.	Dolls. per ton	Dolls. per ton	Cts. per gal.
1866.....	86	47	32	58	61	128		122		4.47		
1867.....	95	53	42	69	73			95		3.97		
1868.....	71	51	40	105	74			78		4.02		
1869.....	40	29	27	56	42			32		3.99		
1870.....	67	32	27	58	48	113		50		6.03		
1871.....	81	22	22	41	49	85		29	212	4.28		
1872.....	69	16	14	35	35	63		23		3.37		
1873.....	69	26	21	76	49	62		60		4.14		
1874.....	51	06	05	75	67			93	262	4.27		
1875.....	56	17	10	39	45	65		17	142	3.18		
1876.....	72	25	21	29	37			29		3.09		
1877.....	81	18	15	26				39		3.55		
1878.....	49	16	17	33	24	55		23		3.28		
1879.....	84	21	23	37	41	68		36	104	3.23		
1880.....	73	25	26	42	67	98		61	125	8.01		
1881.....	97	39	37	55	71	97		98		4.60		
1882.....	67	33	25	42	46	80		33	110	3.25		
1883.....	70	24	20	37	35	80		30	120	3.80		
1884.....	42	18	19	33	32	55		29	100	3.48		
1885.....	57	10	19	33	33	66		36		3.51		
1886.....	47	20	16	31	32	60		40	90	3.75		
1887.....	83	30	21	37	36	61		58	140	4.22		
1888.....	83	22	19	52	48	62		36	60	5.75		
1889.....	52	17	15	30	25	60		20	91	3.10		
1890.....	76	48	39	57	52	70		99		5.00		
1901.....	73	26	23	37	60	58		28	75	3.17		
1892.....	50	28	23	33	30	50		75		4.37		

These prices are issued by States in December each year and published in Supplements to Crops and Markets. Prices for recent years appear in current issues of the Yearbook. The full series for any single State is not available in this form elsewhere.



TABLE 72.—Nebraska: December 1 farm price of crops, 1866-1925—Continued

Year	Wheat	Corn	Oats	Bar- ley	Rye	Buck- wheat	Flax- seed	Pota- toes	Sweet potato- es	Tram hwy	Wild hay	Sorgh- um sirup
	Cts. per bu.	Cts. per bu.	Cts. per bu.	Cts. per bu.	Cts. per bu.	Cts. per bu.	Cts. per bu.	Cts. per bu.	Cts. per bu.	Dolls. per ton	Dolls. per ton	Cts. per gal.
1893	40	27	22	31	35	52	70	77	75	7.12		
1891	49	60	36	43	48	08	08	77	75	7.12		
1895	40	18	14	21	30	05	30	87	87	4.58		
1896	58	13	11	10	22	50	25	69	69	2.41		
1897	69	17	15	21	32	51	46	50	50	3.00		
1898	47	22	20	25	34	61	65	65	65	3.30		
1899	49	23	22	30	38	62	25	86	86	4.70		
1900	53	31	24	33	40	64	49	85	85	5.15		
1901	54	54	37	41	46	58	105	130	130	6.17		
1902	49	30	25	33	36	53	113	97	97	4.36		
1903	51	28	27	33	37	69	89	137	137	4.48		
1904	57	33	25	31	55	61	160	26	80	3.82		
1905	80	32	24	31	48	43	88	37	96	4.14		
1906	67	20	20	31	44	62	95	62	110	5.60		
1907	79	41	37	50	59	88	05	70	140	6.25		
1908	84	51	41	46	60	83	112	55	135	4.90		
1909	89	50	35	43	61	90	122	60	108	6.00		54
1910	80	36	28	46	60	90	225	84	150	8.00		59
1911	87	55	43	60	75	95	185	92	147	9.70		60
1912	69	37	30	42	56	90	128	51	110	8.45		61
1913	71	65	38	40	60	70	110	78	140	8.70		55
1914	95	53	40	47	74	84	119	54	130	0.90	7.00	64
1915	84	47	31	42	73	04	147	42	88	5.80	8.40	
1916	160	78	47	75	110	110	230	150	190	7.10	7.65	
1917	195	120	61	98	165	150	250	107	258	15.28	15.00	90
1918	197	128	65	85	135	105	330	118	250	17.20	18.10	125
1919	202	122	66	100	115	180	460	100	250	14.60	17.60	129
1920	131	41	37	50	103	100	155	120	230	0.60	10.00	135
1921	83	27	21	28	60	80	150	120	120	7.00	5.00	103
1922	96	58	34	47	65	85	190	47	170	11.20	8.50	95
1923	83	63	34	44	56	85	210	70	170	10.20	8.00	97
1924	122	91	43	63	97	100	225	62	250	0.60	7.00	160
1925	140	61	36	51	71	100	230	180	250	12.11	9.00	151

TABLE 73.—Nebraska: January 1 farm values of livestock per head, 1867-1926

Year	Horses	Mules	Milk cows	Other cattle	Sheep	Hogs	Year	Horses	Mules	Milk cows	Other cattle	Sheep	Hogs
	Dolls.	Dolls.	Dolls.	Dolls.	Dolls.	Dolls.		Dolls.	Dolls.	Dolls.	Dolls.	Dolls.	Dolls.
1867	63.80	88.82	25.68	10.11	2.00	5.08	1867	24.08	32.33	21.63	19.53	2.47	4.77
1868	60.04	60.79	25.40	19.16	2.28	4.62	1898	30.53	37.22	30.85	26.82	2.85	5.38
1869	68.12	103.92	30.24	22.01	2.00	4.71	1899	34.69	44.13	33.40	27.92	3.17	6.32
1870	72.56	100.40	32.90	21.54	2.00	4.71	1900	42.68	51.35	35.60	30.88	3.49	6.01
1871	75.02	107.81	37.77	27.08	2.02	7.25	1901	50.22	68.82	34.27	25.88	3.40	7.17
1872	60.01	80.59	32.08	22.35	2.25	5.24	1902	54.08	68.11	28.77	20.80	3.00	8.35
1873	65.01	92.50	27.59	22.41	2.30	4.91	1903	55.00	67.44	28.33	19.71	2.76	8.73
1874	68.01	93.84	26.82	21.47	2.02	4.10	1904	60.00	70.99	26.63	17.48	2.70	0.43
1875	65.06	87.37	25.43	20.46	2.28	3.66	1905	62.26	75.11	25.83	17.34	2.98	0.51
1876	60.86	86.01	21.66	18.23	2.43	6.05	1906	70.80	87.18	26.60	18.42	3.72	0.60
1877	63.02	88.01	24.87	10.33	2.63	6.65	1907	87.00	102.00	29.00	10.00	4.09	8.70
1878	65.84	90.20	20.23	20.72	2.66	5.64	1908	87.00	102.00	29.00	10.00	3.76	7.25
1879	67.27	87.36	25.25	19.43	2.30	3.03	1909	91.00	104.00	31.00	20.00	4.40	8.80
1880	61.34	86.00	26.03	21.52	2.73	5.21	1910	108.00	115.00	35.00	21.00	4.40	11.00
1881	67.34	90.83	25.77	21.40	2.76	5.10	1911	100.00	110.00	37.50	22.60	4.07	10.90
1882	60.45	70.50	27.20	23.00	2.00	0.90	1912	94.00	108.00	40.60	24.50	3.60	8.80
1883	70.20	89.51	32.18	25.58	2.46	7.98	1913	101.00	112.00	40.60	32.40	4.40	11.40
1884	71.50	91.13	33.00	26.44	2.18	7.20	1914	94.00	105.00	40.70	38.10	4.50	11.80
1885	75.48	93.50	30.60	26.14	2.11	6.25	1915	92.00	105.00	62.60	40.60	4.80	10.60
1886	74.50	91.48	30.50	24.69	2.45	5.08	1916	94.00	101.00	60.50	40.60	5.40	9.40
1887	76.75	92.60	24.63	24.29	1.02	5.49	1917	95.00	106.00	68.00	44.30	7.50	14.40
1888	75.82	90.60	25.60	21.08	2.02	5.72	1918	101.00	113.00	78.50	49.30	11.00	24.30
1889	76.00	90.41	22.50	18.96	1.80	7.08	1919	87.00	109.00	85.00	40.00	11.00	20.00
1890	60.71	88.24	20.16	17.08	2.40	6.62	1920	77.00	108.00	83.00	41.00	9.80	20.60
1891	62.97	78.56	18.50	10.73	2.34	4.23	1921	71.00	91.00	63.00	32.00	5.40	13.50
1892	64.05	74.46	18.75	10.59	2.59	5.23	1922	67.00	74.00	63.00	36.10	5.10	10.00
1893	67.83	70.63	18.50	10.17	2.05	6.02	1923	59.00	75.00	67.00	30.00	8.00	12.00
1894	41.00	68.34	19.61	16.70	2.31	6.05	1924	67.00	73.00	66.00	20.50	7.00	10.00
1895	20.60	30.82	16.85	13.08	1.85	4.90	1925	58.00	74.00	54.00	28.00	10.50	13.20
1896	26.70	35.62	21.92	17.80	2.17	5.01	1926	61.00	78.00	58.00	31.00	10.30	17.20

These prices are issued by States in January or February each year and published in *Yearbooks of Crops and Markets*. Values for recent years appear in current issues of the Yearbook. The early years of the series are available only in the issues in which published at the time, only a few years in any one place.

TABLE 74.—Nebraska: January 1 farm values of livestock per head by ages and groups, 1894-1926<sup>1</sup>

Year	Horses			Mules			Cattle			Sheep			
	Under 1 year old	1 and under 2 years	2 years and over	Under 1 year old	1 and under 2 years	2 years and over	Under 1 year old	1 and under 2 years	2 years and over	Under 1 year old	Ewes 1 year and over	Wethers 1 year and over	Rams
	Dolls.	Dolls.	Dolls.	Dolls.	Dolls.	Dolls.	Dolls.	Dolls.	Dolls.	Dolls.	Dolls.	Dolls.	Dolls.
1894	16.30	24.36	48.27	21.31	32.56	64.45	6.09	11.90	22.40	1.63			
1895	9.82	15.42	31.54	14.78	22.20	45.15	5.62	9.79	18.38	1.41		2.85	3.46
1896	10.40	16.15	29.98	14.81	21.22	40.14	7.57	12.67	23.83	1.61		2.47	2.87
1897	11.00	18.82	28.67	13.71	20.12	36.19	9.00	14.79	26.53	1.88		2.44	2.76
1898	13.00	18.15	35.52	15.95	22.60	41.65	14.50	22.45	35.46	2.40		2.76	3.15
1899	14.80	22.10	40.30	17.10	24.20	49.75	12.80	20.70	34.72	2.25		3.15	3.55
1900	18.00	27.00	49.30	23.10	32.05	60.95	13.35	23.40	39.03	2.65		3.75	4.50
1901	20.00	32.43	55.96	25.09	39.41	66.60	15.04	21.78	35.42	2.70		3.74	4.50
1902	20.77	32.01	60.77	26.18	39.17	72.12	11.50	18.01	28.62	2.30		3.35	3.35
1903	23.62	36.84	69.79	30.60	47.02	75.80	11.70	18.31	25.70	2.35	2.85		3.46
1904	23.74	37.80	65.80	30.00	46.00	80.74	10.30	15.00	23.21	2.18	3.01		3.58
1905	26.25	41.20	68.01	33.50	52.83	84.52	9.82	15.84	23.07	2.31	3.21		3.88
1906	31.00	60.00	77.00	40.00	61.00	98.00	10.00	16.50	25.00	3.00	4.00		4.50
1907	30.00	63.00	94.00	40.00	73.00	114.00	11.00	17.50	28.00	3.30	4.40		5.00
1908	38.00	60.00	95.00	50.00	75.00	113.00	10.50	16.75	25.00	3.15	4.00		4.50
1909	39.00	63.00	99.00	48.00	74.00	117.00	12.40	17.20	27.00	2.75	3.80		4.40
1910	47.00	74.00	118.00	55.00	85.00	134.00	12.10	19.40	29.70	3.70	4.70		5.50
1911	46.00	72.00	115.00	51.00	85.00	133.00	12.60	19.90	30.50	3.20	4.50		4.80
1912	40.00	63.00	90.00	48.00	73.00	110.00	13.70	22.50	32.60	2.00	3.00	3.70	8.70
1913	46.00	72.00	111.00	55.00	83.00	127.00	18.00	30.00	43.00	3.80	4.40	4.60	9.60
1914	41.00	64.00	104.00	51.00	75.00	110.00	21.70	35.00	50.50	4.00	4.50	4.60	8.70
1915	42.00	65.00	101.00	50.00	76.00	110.00	24.00	37.00	54.00	4.10	4.90	5.10	9.60
1916	43.00	66.00	101.00	51.00	76.00	118.00	24.00	37.50	53.00	4.50	5.60	5.70	10.00
1917	43.00	67.00	105.00	52.00	77.00	120.00	26.00	41.00	58.00	6.50	7.30	7.60	13.50
1918	48.00	70.00	112.00	55.00	81.00	123.00	29.00	45.00	65.00	10.00	11.00	11.00	19.50
1919	35.00	60.00	97.00	52.00	78.00	124.00	28.00	45.00	67.00	9.00	12.30	12.50	21.00
1920	32.00	50.00	81.00	50.00	77.00	125.00	25.00	41.00	61.00	9.00	11.50	11.80	23.00
1921	28.00	44.00	77.00	41.00	65.00	105.00	18.00	29.00	46.00	5.00	6.50	6.70	13.50
1922	24.00	35.00	61.00	32.00	48.00	83.00	15.00	26.00	37.00	5.00	5.20	5.60	11.00
1923	24.00	37.00	63.00	33.00	49.00	83.00	18.00	29.00	43.00	8.00	8.00	7.50	14.00
1924	23.00	38.00	60.00	32.00	48.00	81.00	17.00	28.00	41.00	7.50	7.50	8.50	15.00
1925	23.00	38.00	60.00	32.00	48.00	81.00	16.00	28.00	40.00	10.40	10.50	9.40	17.00
1926	28.00	39.00	63.00	35.00	53.00	85.00	19.00	30.00	42.00	10.00	11.30	10.00	18.00

<sup>1</sup> These prices are issued by States in January or February each year and published in supplements to Crops and Markets. They appear for recent years in current issues of the Yearbook. The early years of the series are available elsewhere only in the issues in which they were published at the time.

TABLE 75.—Nebraska: Value of farm products per unit by crop-reporting districts, 1924<sup>1</sup>

Item	Unit	District									State price, heavy reported	
		1	2	3	4	5	6	7	8	9		
Values for 1921:												
Corn, 56 pounds, shelled.	Bushel	Dolls. 0.88	Dolls. 0.91	Dolls. 0.94	Dolls. 0.89	Dolls. 0.92	Dolls. 0.95	Dolls. 0.90	Dolls. 0.93	Dolls. 0.98		
Corn cut for silage.	Ton	4.50	4.50	4.50	4.30	4.20	4.80	4.60	5.20	5.00		
Winter wheat	Bushel	1.18	1.21	1.24	1.21	1.21	1.27	1.21	1.24	1.25		
Spring wheat	do.	1.19	1.22	1.27	1.19	1.21	1.27	1.16	1.20	1.24		
Oats	do.	.54	.53	.60	.60	.50	.50	.52	.49	.48		
Barley	do.	.60	.65	.74	.70	.69	.70	.67	.69	.68		
Rye	do.	.93	.97	1.01	.94	.90	1.03	.95	.99	1.03		
Flaxseed	do.											2.34
Buckwheat	do.											1.05
Sorghum for grain	do.											.90
Soy beans, shelled	do.											2.80
Cowpeas, shelled	do.											2.50

<sup>1</sup> These values were especially collected for 1924 and Jan. 1, 1925.

TABLE 75.—Nebraska: Value of farm products per unit by crop-reporting districts, 1924—Continued

Item	Unit	District										State price, if any reported
		1	2	3	4	5	6	7	8	9		
Values for 1924—Con.		Dolls.	Dolls.	Dolls.	Dolls.	Dolls.	Dolls.	Dolls.	Dolls.	Dolls.	Dolls.	Dolls.
Potatoes	Bushel	0.57	0.55	0.62	0.69	0.66	0.65	0.61	0.52	0.51	.....	.....
Sweet potatoes or yams	do.	.....	.....	.....	.....	.....	.....	.....	.....	.....	.....	1.70
Apples	do.	1.40	1.10	1.00	1.60	1.11	1.09	1.23	1.11	1.25	.....	.....
Peaches	do.	2.50	2.12	2.00	2.50	1.95	2.00	1.95	2.12	2.36	.....	.....
Sugar beets for sugar	Ton	7.50	7.00	7.00	7.50	7.00	7.00	7.50	7.00	7.00	.....	.....
Hay, all kinds	do.	6.70	5.20	7.40	7.50	7.60	8.20	8.20	9.70	10.50	.....	.....
Firewood, cut on farm, 4 by 4 by 8 feet	Cord	6.30	4.50	5.30	6.00	5.00	4.00	6.10	6.50	5.60	.....	.....
Milk, whole	Gallon	.17	.19	.20	.16	.20	.20	.16	.20	.20	.....	.....
Butterfat	Pound	.308	.319	.317	.309	.302	.322	.280	.316	.328	.....	.....
Cream	Gallon	.....	.....	.....	.....	.....	.....	.....	.....	.....	.....	1.20
Wool	Pound	.36	.34	.35	.39	.31	.35	.35	.34	.35	.....	.....
Mohair	do.	.....	.....	.....	.....	.....	.....	.....	.....	.....	.....	.40
Eggs sold	Dozen	.23	.23	.31	.23	.24	.25	.24	.24	.25	.....	.....
Chickens raised	Head	.05	.69	.70	.62	.64	.71	.62	.66	.73	.....	.....
Values for Jan. 1, 1925:												
Chickens	do.	.68	.71	.80	.70	.71	.83	.72	.74	.85	.....	.....
Turkeys	do.	2.10	2.41	3.09	2.14	2.39	2.90	2.25	2.55	2.04	.....	.....
Horses and colts, under 2 years	do.	18.00	25.00	40.00	50.00	33.00	37.50	24.00	30.00	35.00	.....	.....
Horses, 2 years and over	do.	40.00	45.00	67.00	52.00	55.00	65.00	49.00	55.00	63.00	.....	.....
Mules and mule colts, under 2 years	do.	30.00	31.00	48.00	30.00	40.00	47.50	33.30	39.50	46.30	.....	.....
Mules, 2 years and over	do.	60.00	62.00	80.00	62.00	72.00	80.00	67.00	74.00	81.00	.....	.....
Beef calves, under 1 year	do.	18.00	17.80	19.00	17.00	18.00	18.30	16.40	17.10	18.30	.....	.....
Beef heifers, 1 year and under 2	do.	22.30	21.00	28.00	22.50	25.00	27.20	23.70	24.50	26.60	.....	.....
Beef cows and heifers, 2 years and over	do.	33.20	33.80	41.60	33.50	37.20	40.00	33.40	36.00	39.00	.....	.....
Steers, 1 year and over	do.	32.00	31.50	35.70	31.50	32.70	34.50	30.40	32.80	33.40	.....	.....
Beef bulls, 1 year and over	do.	52.00	50.00	48.80	51.00	46.40	46.00	60.00	45.80	44.40	.....	.....
Dairy bulls, 1 year and over	do.	45.00	46.00	48.00	46.00	47.00	48.00	43.00	45.00	46.00	.....	.....
Dairy calves, under 1 year	do.	14.20	14.80	17.00	14.10	16.60	17.10	14.00	15.00	16.00	.....	.....
Dairy heifers, 1 year and under 2	do.	23.00	24.70	28.00	23.00	27.00	30.00	24.00	25.00	29.00	.....	.....
Dairy cows and heifers, 2 years and over	do.	45.00	50.00	55.00	41.00	53.00	58.00	47.00	52.00	53.00	.....	.....
Lambs, under 1 year	do.	9.00	7.80	10.80	10.50	10.50	10.70	9.20	10.40	10.70	.....	.....
Ewes, 1 year and over	do.	10.20	10.20	11.00	10.40	10.00	10.50	9.60	9.60	10.25	.....	.....
Rams and wethers, 1 year and over	do.	11.00	11.50	12.00	12.00	11.40	11.50	10.00	10.70	11.50	.....	.....
Goats and kids, all ages	do.	5.00	6.00	7.00	5.00	6.00	7.00	5.00	6.00	6.00	.....	.....
All pigs, 6 months and under	do.	5.00	6.00	7.00	6.00	6.30	6.70	5.00	6.30	6.40	.....	.....
Sows and gilts, 6 months and over	do.	15.80	17.10	20.50	16.50	18.90	20.30	17.30	19.00	20.00	.....	.....
All other hogs, 6 months and over	do.	15.50	10.00	18.00	18.70	16.80	18.10	17.00	16.10	17.70	.....	.....

TABLE 76.—Nebraska: Wages of hired farm labor, 1866-1926<sup>1</sup>

Year and month	Rates per month		Rates per day		Year and month	Rates per month		Rates per day	
	With board	Without board	With board	Without board		With board	Without board	With board	Without board
	Dolls.	Dolls.	Dolls.	Dolls.		Dolls.	Dolls.	Dolls.	Dolls.
1866	17.35	27.01	1.01	1.33	1914	28.10	36.70	1.57	1.99
1869	14.08	24.41	.82	1.10	1915	28.50	40.10	1.60	2.03
1874 or 1875	12.80	20.83	.87	1.21	1916	31.30	43.40	1.73	2.23
1877 or 1879	14.77	22.90	.89	1.28	1917	30.00	53.00	2.31	2.95
1879 or 1880	14.52	21.48	.86	1.09	1918	49.00	67.00	3.10	4.75
1880 or 1881	14.53	24.44	.87	1.21	1919	50.89	77.50	3.15	3.35
1881 or 1882	16.20	21.45	.94	1.21	1920	60.66	87.50	4.30	5.30
1884 or 1885	16.50	25.00	.97	1.35	1921	35.90	50.00	2.15	2.80
1887 or 1888	17.18	25.50	1.00	1.37	1922	34.56	48.50	2.15	2.85
1889 or 1890	16.00	25.50	.94	1.23	1923	40.00	51.00	2.42	3.00
1891 or 1892	16.80	25.75	.96	1.26	1923: January	32.30	48.50	1.85	2.55
1893	17.96	26.27	.93	1.20	April	36.00	53.50	1.80	2.55
1894	15.81	23.55	.78	1.03	July	42.23	61.08	2.67	3.29
1895	15.99	23.40	.80	1.02	October	40.09	54.00	2.60	3.30
1898	17.80	25.80	1.01	1.31	1924: January	37.60	52.00	2.35	3.15
1899	18.87	27.40	1.06	1.40	April	40.00	64.00	2.30	3.05
1902	20.83	30.31	1.17	1.51	July	40.00	52.00	2.30	3.00
1906	24.67	35.17	1.44	1.87	October	30.00	53.00	2.40	3.00
1909	27.50	37.08	1.58	1.94	1925: January	36.00	49.00	1.85	3.00
1910	26.50	38.00	1.57	1.90	April	41.00	55.00	2.30	3.05
1911	26.60	37.80	1.47	1.91	July	42.00	55.00	2.40	3.15
1912	27.20	38.70	1.51	1.99	October	40.00	54.50	2.35	3.15
1913	20.90	38.40	1.57	2.06	1926: January	37.75	53.75	2.30	3.05

<sup>1</sup> Wages of hired farm labor are now published quarterly as collected in Crops and Markets supplements. Revised averages for the United States were published in the April, 1926, Supplement to Crops and Markets, but the State figures have not been heretofore published as an entire series.

TABLE 77.—Nebraska: Farm lands, value per acre, 1912-1926<sup>1</sup>

Year	All farm lands			Plow lands			Year	All farm lands			Plow lands		
	With improvements	Without improvements	Dolls.	Poor	Good	All		With improvements	Without improvements	Dolls.	Poor	Good	All
1912	74	58					1920	135	119	85	180	125	
1913	74	59					1921	120	95	80	140	115	
1914	74	59					1922	90	76	72	122	101	
1915	71	56					1923	83	74	65	116	98	
1916	75	62	49	55	72		1924	81	72	64	113	90	
1917	80	67	51	60	74		1925	80	69	61	108	90	
1918	92	82	60	100	80		1926	81	69	61	104	86	
1919	105	90	67	115	95								

<sup>1</sup> The values of all farm lands have been collected from crop correspondents since 1912 and have been drawn on for various purposes, but not previously published as a series by States.

The values of plow lands have been published as prepared in supplements to Crops and Markets and its predecessors and in the Yearbooks of the department, a few years at a time. The full series to 1926 by States is here published for the first time.

TABLE 78.—Kansas: Monthly farm price<sup>1</sup>

WHEAT

[Cents per bushel]

Year	Jan.	Feb.	Mar.	Apr.	May	June	July	Aug.	Sept.	Oct.	Nov.	Dec.
1908	83	84	86	86	85	84	81	81	84	86	88	88
1909	90	95	100	100	118	118	106	92	91	90	97	98
1910	100	101	100	100	98	94	91	90	90	87	84	84
1911	84	83	80	80	80	80	78	79	81	92	93	90
1912	92	85	90	98	160	100	90	79	78	78	80	74
1913	76	78	78	78	79	78	76	75	78	80	80	70
1914	79	79	80	80	80	70	69	79	90	92	94	101
1915	120	132	132	136	136	110	106	103	93	92	90	94
1916	102	102	95	95	96	92	97	120	140	158	167	162
1917	164	170	183	232	266	251	248	238	209	200	190	198
1918	180	200	200	198	198	200	190	197	200	200	189	200
1919	204	208	214	226	236	226	208	200	199	202	210	228
1920	238	228	222	238	249	246	234	220	208	190	154	136
1921	142	142	134	116	118	110	100	98	102	100	93	94
1922	98	112	122	122	120	106	92	88	80	80	90	100
1923	100	99	100	103	102	94	82	82	91	86	94	92
1924	94	96	96	92	92	92	93	107	104	124	127	138
1925	160	162	161	142	146	150	138	150	149	143	147	150

BRAN (AS BOUGHT)

[Dollars per ton]

1910	23.00	23.60	23.20	24.50	23.00	23.00	22.00	22.00	21.50	21.10	21.50	21.00
1911	21.00	21.70	21.40	21.80	22.40	22.40	22.20	23.00	22.40	23.30	23.90	24.20
1912	26.20	26.50	27.00	27.00	29.30	27.20	24.80	23.60	21.80	22.10	21.90	19.80
1913	20.70	20.90	20.70	20.10	20.20	20.10	20.00	22.30	24.80	24.00	23.40	23.30
1914	23.40	24.40	24.10	25.40	25.90	24.10	21.70	23.10	22.80	21.60	21.50	22.70
1915	24.00	24.10	23.40	24.10	24.50	22.60	22.70	22.80	21.00	20.30	21.20	20.30
1916	30.50	30.80	29.30	29.70	24.60	20.50	20.50	22.40	23.50	24.30	28.60	28.40
1917	28.80	32.00	35.00	38.50	37.30	31.70	35.90	38.70	32.30	33.00	34.30	38.70
1918	36.00	37.30	36.80	37.40	37.60	30.00	34.30	31.00	30.80	30.30	31.30	30.90
1919	47.00	45.60	43.80	43.20	42.00	40.00	40.30	42.60	40.80	30.40	40.00	42.70
1920	42.80	43.60	44.70	40.40	34.30	53.30	53.70	47.30	40.00	35.00	34.50	33.00
1921	31.00	27.70	26.40	24.40	20.30	19.80	17.00	15.50	14.50	14.00	14.00	20.00
1922	21.00	22.00	25.00	25.00	21.00	21.50	18.70	18.70	18.60	22.50	24.00	25.50
1923	27.00	27.40	30.60	31.30	30.70	28.10	25.40	24.00	26.00	23.10	29.80	29.20
1924	29.00	26.00	28.40	27.80	27.00	20.00	24.00	26.20	25.00	26.00	26.30	30.70
1925	33.00	32.00	27.80	28.00	29.30	30.70	29.50	29.50	28.90	28.00	29.30	29.90

RYE

[Cents per bushel]

1908	70	70	69	68	69	70	68	70	73	72	71	72
1909	74	74	77	80	81	81	78	74	73	71	74	74
1910	73	76	77	74	74	72	72	73	75	71	72	72
1911	70	69	69	68	68	69	72	72	75	80	80	80
1912	81	80	80	80	85	80	80	78	77	74	70	68
1913	69	69	68	69	65	61	60	62	75	81	74	74
1914	72	72	67	68	70	66	62	66	70	75	78	81
1915	87	92	91	92	88	88	88	83	79	80	80	80
1916	80	78	79	78	70	72	68	80	105	111	112	112
1917	114	125	136	158	174	172	174	190	186	166	164	166
1918	165	176	204	219	204	188	178	193	170	170	168	164
1919	158	146	144	160	160	138	138	152	140	140	142	141
1920	154	150	152	160	168	175	173	170	168	183	118	101
1921	110	114	104	86	88	91	87	82	82	80	71	68
1922	70	76	70	80	87	84	78	69	64	66	69	72
1923	75	73	75	80	75	68	62	65	72	73	74	75
1924	71	70	70	68	60	60	60	80	85	88	98	103
1925	113	119	123	93	98	101	93	108	99	94	89	96

<sup>1</sup> These prices are the estimated prices of farm products received by producers on the 15th of the month as currently reported in the Supplements to Crops and Markets, monthly, by States; or, in the case of some products for which prior to January, 1924, prices were reported on the 1st of the month, converted to the 15th of the month by averaging the prices reported on the 1st of two successive months. Prices were first collected monthly in 1908, the list being extended from time to time. All the available monthly prices are shown.

TABLE 78.—Kansas: Monthly farm price—Continued

## CORN

[Cents per bushel]

Year	Jan.	Feb.	Mar.	Apr.	May	June	July	Aug.	Sept.	Oct.	Nov.	Dec.
1908	48	50	53	50	62	66	68	70	68	61	56	51
1909	55	56	59	61	68	70	67	62	59	58	56	56
1910	60	60	60	59	59	60	60	62	60	51	48	42
1911	41	42	42	44	46	52	61	60	60	62	61	62
1912	62	61	68	73	78	78	76	71	70	60	40	41
1913	44	40	48	50	53	59	62	74	80	70	73	77
1914	74	72	72	74	74	77	77	73	78	73	66	62
1915	68	74	74	74	74	72	72	73	69	62	51	54
1916	69	62	61	62	63	64	68	76	80	85	90	90
1917	62	67	100	132	152	137	181	190	174	161	156	130
1918	140	153	161	150	150	155	158	160	169	158	149	152
1919	152	140	149	161	160	174	184	190	171	147	140	144
1920	147	144	145	151	168	176	184	148	128	00	57	46
1921	48	48	46	43	44	45	45	40	36	32	36	33
1922	36	42	48	50	50	52	52	50	40	52	53	62
1923	61	61	68	75	80	80	80	80	77	77	70	64
1924	65	70	69	71	72	74	81	96	97	94	85	96
1925	107	105	100	62	96	97	93	94	86	76	71	66

## OATS

[Cents per bushel]

1908	46	48	50	50	50	51	50	48	46	46	45	46
1909	47	40	49	56	58	58	56	44	43	43	43	44
1910	46	48	50	50	48	47	42	38	38	38	36	34
1911	31	32	32	32	33	36	38	40	40	41	44	46
1912	46	49	53	56	57	55	46	40	38	37	36	36
1913	36	38	40	40	39	40	40	43	40	46	46	45
1914	45	46	46	46	46	44	44	45	42	43	42	42
1915	46	50	51	52	51	49	47	45	42	40	38	38
1916	41	43	45	45	44	45	44	45	48	50	51	56
1917	57	60	68	72	76	74	74	70	62	60	62	67
1918	74	80	84	84	81	78	72	71	72	72	72	74
1919	74	72	72	74	76	70	76	71	75	72	72	75
1920	80	84	88	92	99	104	88	60	62	54	44	38
1921	38	38	37	34	34	35	33	29	28	27	26	27
1922	28	33	37	37	38	40	37	34	34	38	40	42
1923	45	48	52	54	53	60	47	45	44	44	44	45
1924	49	51	54	52	51	54	55	40	46	51	49	49
1925	55	59	59	50	50	51	46	45	41	41	43	52

## BARLEY

[Cents per bushel]

1908	55	50	61	61	61	60	58	56	56	54	51	54
1909	50	59	62	66	67	67	62	53	52	52	52	51
1910	55	58	58	59	58	56	52	49	49	47	45	46
1911	46	46	47	48	49	50	50	60	62	62	59	61
1912	66	85	98	98	97	90	68	48	42	42	40	41
1913	38	38	41	41	40	42	44	48	62	55	56	59
1914	50	54	56	56	55	51	49	45	46	46	46	48
1915	54	59	60	60	58	54	53	49	40	40	40	48
1916	51	52	48	48	48	48	51	56	61	64	71	78
1917	81	90	96	112	122	112	160	114	111	103	105	110
1918	111	144	172	175	162	152	131	104	92	86	102	103
1919	92	88	90	98	100	100	100	100	96	101	98	95
1920	112	112	108	110	117	122	118	96	72	64	53	43
1921	41	40	38	36	32	40	42	36	32	29	29	29
1922	30	31	40	42	45	48	46	40	38	39	42	46
1923	48	50	52	54	55	51	48	44	46	48	48	52
1924	50	51	51	53	55	53	56	58	58	65	66	70
1925	73	82	78	75	76	75	68	67	61	58	58	58

TABLE 78.—Kansas: Monthly farm price—Continued

FLAXSEED

(Cents per bushel)

Year	Jan.	Feb.	Mar.	Apr.	May	June	July	Aug.	Sept.	Oct.	Nov.	Dec.
1908	94	98	103	104	102	100	96	97	98	96	100	100
1909	105	108	118	128	131	118	108	102	104	109	110	114
1910	122	135	135	150	160	150	164	178	186	194	205	210
1911	210	212	219	212	238	244	194	174	179	200	203	192
1912	193	197	148	152	208	201	184	160	160	153	142	120
1913	112	118	126	128	124	116	111	109	112	116	114	119
1914	122	125	127	128	129	118	123	127	124	118	118	126
1915	130	139	148	153	143	132	121	119	124	136	146	145
1916	148	170	180	188	169	168	154	167	176	189	208	224
1917	248	263	267	283	302	290	266	265	280	290	293	292
1918	310	343	331	320	325	334	330	337	358	321	310	312
1919	296	304	312	302	317	370	426	422	390	386	385	369
1920	346	408	472	444	402	335	281	289	290	252	294	478
1921	154	158	160	132	146	160	152	144	136	132	133	138
1922	139				202	180	180	175	164	165	170	186
1923	196	224	245	260	260	248	212	200	202	204	210	204
1924	200	210	220	220	220	210	210	205	200	200	500	225
1925			240	240		210	200	210	200	206	207	212

KAFIR CORN

(Cents per bushel)

1916				51	55	57	60	80	85	85	100	100
1917	129	130	149	170	185	210	210	229	205	195	175	170
1918	165	180	200	209	209	165	150	170	188	180	150	142
1919	117	160	149	160	170	180	170	190	170	149	150	160
1920	140	130	139	142	140	150	140	140	125	95	69	55
1921	45	45	38	37	43	52	50	53	43	47	34	35
1922	37	60	57	61	67	63	79	75	73	73	74	75
1923	81	79	81	95	95	97	78	79	84	89	82	70
1924	68	69	70	70	75	72	85	92	90	89	80	84
1925	90	96	85	89	85	93	96	97	98	88	77	71

APPLES

(Dollars per bushel)

1910	1.37	1.34	1.28	1.13	1.05	1.56	0.78	0.72	0.65	0.60	0.70	0.55
1911	1.00	1.09	1.02	1.10	1.13	.88	1.00	1.00	.88	.84	.95	1.04
1912	1.25	1.30	1.30	1.60	1.80	1.83	.80	.69	.69	.57	.63	.80
1913	.80	.95	.88	1.04	1.10	1.29	.82	1.00	1.10	1.09	1.05	1.15
1914	1.29	1.97	1.90	2.00	1.99	1.45	.91	1.00	.92	.99	.90	1.00
1915	1.05	1.25	1.20	1.30	1.75	1.60	1.00	.79	.89	.79	.75	.96
1916	1.10	1.20	1.25	1.45	1.40	1.60	1.09	1.04	1.00	1.00	1.15	1.30
1917	1.59	1.65	1.75	2.00	2.00	2.10		1.95	1.25	1.25	1.30	1.60
1918	1.75	2.00	1.65		2.25			1.65	2.00	1.90	2.00	2.10
1919	2.50	3.00	3.40	4.40	4.90		2.10	2.10	1.80	2.40	2.40	2.60
1920	2.80	3.00	3.00	3.00	3.40	3.30	2.90	2.90	2.90	2.39	2.15	2.40
1921	2.25	2.05	2.35	2.40	2.35			3.30	2.40	2.35	2.40	2.85
1922	3.15	3.25	3.35		3.50		1.60	1.20	1.00	1.15	1.20	1.30
1923	1.09	1.80	2.00	2.30	2.40	2.25	1.95	1.50	1.21	1.16	1.21	1.25
1924	1.30	1.50	1.60	1.70	1.70		1.75	.97	1.05	1.11	1.14	1.47
1925	2.00	2.40	2.18	2.29	2.31	2.70	2.23	1.75	1.50	1.43	1.55	1.79

(Dollars per barrel)

1911									2.55	2.90	2.90	3.10
1915	3.10	3.50	3.00	3.40	3.44			2.52	2.55	2.15	2.40	3.00
1916	3.10	3.70	3.40	3.80	3.25	3.30		2.12	2.55	3.40	3.45	4.00
1917	4.00	4.00	4.30						3.00	3.00	4.25	5.00
1918	4.50	4.20	4.25					3.63	5.00	5.70	6.00	
1919	7.00	8.70	9.70	12.00	12.90			5.83	5.70	5.80	7.00	7.50
1920	8.50	8.10	8.70	8.70						7.30	7.65	7.10
1921	6.70	6.80	6.40	7.00	8.00				7.60	7.00	7.50	8.75
1922	9.50		9.50		9.50				2.50	3.50		
1923	5.40	4.30	5.70						4.00	3.10	3.30	3.50
1924	4.30	4.50	4.80	4.50	4.90			2.50	2.50	3.40	4.20	4.03
1925	6.00	7.00		6.00		5.00		1.65	4.45	3.90	4.70	4.30

TABLE 78.—Kansas: Monthly farm price—Continued

GRAPES

[Cents per pound]

Year	Aug.	Sept.	Oct.	Nov.	Year	Aug.	Sept.	Oct.	Nov.
1910.....		3.1	3.7	4.0	1916.....	5.0	6.0	7.5	
1911.....	3.0	3.0	3.7	3.6	1919.....	8.0	6.0	8.0	9.0
1912.....	3.1	2.0	4.1	4.0	1920.....	10.0	10.0		
1913.....	4.1	3.8	4.1		1921.....	7.6	0.0	8.0	
1914.....	4.0	3.2	3.6	5.5	1922.....	4.0		8.0	8.0
1915.....	3.7	2.5	3.5		1923.....	8.0	4.3	5.0	0.0
1916.....	4.0	3.6			1924.....	7.7	4.0	4.5	7.3
1917.....		3.7	4.5		1925.....	4.7	6.0	8.1	

CABBAGE

[Dollars per 100 pounds]

Year	Jan.	Feb.	Mar.	Apr.	May	June	July	Aug.	Sept.	Oct.	Nov.	Dec.
1910.....	2.60	2.01	2.78	3.44	3.60	3.16	2.71	2.73	2.08	1.05	1.00	1.00
1911.....	1.70	1.51	1.61	1.52	1.72	3.50	4.43	3.31	2.88	2.28	1.74	2.35
1912.....	2.56	3.10	3.50	3.82	3.65	3.20	2.27	2.16	1.87	1.60	1.33	1.56
1913.....	1.05	1.76	1.70	1.86	2.00	2.60	3.00	3.25	3.10	2.55	2.20	2.30
1914.....	2.80	3.05	2.70	3.00	2.75	2.35	2.03	2.60	2.45	1.50	1.50	1.80
1915.....	2.10	2.40	2.40	3.00	3.60	3.00	3.00	1.60	2.00	1.75	1.05	1.10
1916.....	1.75	1.75	2.40	2.60	3.00	3.10	2.40	1.70	2.40	2.05	3.30	3.05
1917.....	5.20	6.30	7.00	8.25	8.00	4.20	3.50	3.00	2.00	1.00	2.00	2.80
1918.....	2.80	4.00	4.20	3.80	4.00	3.50	4.20	4.80	4.00	3.00	2.50	2.50
1919.....	2.60	3.50	3.90	4.50	0.90	5.00	3.30	3.70	4.20	3.00	2.00	4.30
1920.....	5.10	6.00	6.20	6.50	6.60	5.50	4.00	4.00	3.60	2.60	3.20	2.50
1921.....	2.50	2.40	2.60	3.25	4.35	4.65	3.30	3.70	3.80	2.60	3.00	4.00
1922.....	4.30	4.10	4.40	4.15	4.50	4.60	3.45	2.50	2.40	2.25	2.20	2.00
1923.....	2.50	3.20	4.00	6.00	6.90	4.90	2.75	3.50	2.68	2.43	2.07	2.50
1924.....	2.50	3.20	3.10	3.80	4.00	3.70	3.00	2.00	2.00	2.30	2.00	2.60
1925.....	3.00	3.25	3.00	3.00	3.60	4.45	3.50	3.70	3.70	2.80	2.60	2.38

ONIONS

[Cents per bushel]

1910.....	130	121	115	117	137	175	200	151	120	115	135	105
1911.....	133	118	120	140	150	200	168	176	145	143	145	151
1912.....	168	163	224	242	245	212	131	121	120	163	165	160
1913.....	105	100	85	08	95	150	137	125	150	160	165	150
1914.....	170	180	200	220	175	150	160	130	115	110	100	115
1915.....	115	130	125	130	120	125	125	110	110	110	110	100
1916.....	120	160	150	150	160	160	140	150	163	170	175	160
1917.....	240	380	520	590	470	260	180	170	150	160	190	210
1918.....	150	180	200	175	160	175	155	235	200	200	190	220
1919.....	200	210	260	280	290	330	310	270	260	260	265	371
1920.....	300	330	345	345	430	350	340	200	240	210	250	290
1921.....	215	175	185	200	170	220	225	200	255	235	190	170
1922.....	330	304	440	520	370	320	310	220	190	175	300	320
1923.....	200	171	200	345	290	290	230	191	190	150	180	165
1924.....	210	250	230	200	230	200	210	260	180	158	146	200
1925.....	200	208	250	200	350	320	270	300	251	229	185	244

POTATOES

[Cents per bushel]

1908.....	90	92	66	98	101	108	101	90	88	86	84	84
1909.....	85	90	102	118	130	124	90	82	81	81	80	82
1910.....	84	84	85	80	76	78	82	84	92	90	92	91
1911.....	90	90	94	100	164	178	235	180	143	118	105	110
1912.....	120	120	145	161	160	182	112	76	74	72	71	74
1913.....	74	76	78	74	74	82	90	93	96	93	90	94
1914.....	96	93	98	100	100	110	110	98	92	88	78	79
1915.....	82	84	85	86	88	94	92	80	72	68	70	70
1916.....	91	104	114	112	118	122	106	98	112	131	156	160
1917.....	170	230	270	302	310	302	238	181	105	151	148	154
1918.....	152	153	148	126	110	140	172	183	183	183	180	148
1919.....	145	140	136	142	156	161	163	170	184	180	180	195
1920.....	222	270	340	438	518	522	300	252	212	170	154	148
1921.....	142	137	134	121	126	142	131	130	140	140	135	131
1922.....	131	142	147	140	144	145	143	106	98	92	92	91
1923.....	90	95	98	106	112	134	132	110	114	110	100	96
1924.....	105	120	110	120	115	125	115	87	88	90	89	90
1925.....	98	90	100	100	91	151	158	153	164	150	215	244



TABLE 78.—Kansas: Monthly farm price—Continued

SWEET POTATOES

[Cents per bushel]

Year	Jan.	Feb.	Mar.	Apr.	May	June	July	Aug.	Sept.	Oct.	Nov.	Dec.
1910.....	112	115	107	105		80	100	114	123	106	105	115
1911.....	110	120	130	144	135	150	238	175	153	147	129	140
1912.....	141	150	150	180	174	150	193	140	130	110	115	115
1913.....	120	120	120	110	105	150	140	160	160	160	125	137
1914.....	150	150	150	185	170		135	165	135	116	105	110
1915.....	105		120	125	98		131	160	125	110	105	105
1916.....	110	125	120	110	65	120		150	142	125	140	145
1917.....	100	200	215	205	240	240			180	165	160	200
1918.....	200	210	210					290	200	220	230	230
1919.....	270	260	270	300	200			340	300	240	220	220
1920.....	230	250	230	280	340	410	460	280	270	210	170	175
1921.....	205	215	245	175	185		235	290	230	165	170	215
1922.....	215	170	170	210	190	150	145	170	150	145	145	150
1923.....	180	180	150	155	180			245	175	156	103	138
1924.....	158	200	195	220	200	260		145	170	132	134	150
1925.....	201	210	230	330		250		250	232	170	164	184

TOMATOES

[Cents per bushel]

Year	July	Aug.	Sept.	Oct.	Year	July	Aug.	Sept.	Oct.
1912.....	125	117	91	78	1919.....	390	230	230	210
1913.....	260	245	185	240	1920.....	430	200	125	130
1914.....	245	140	117	110	1921.....	450	210	195	180
1915.....	245	100	115	105	1922.....	335	115		150
1916.....	140	140	140	155	1923.....	210	181	200	170
1917.....		270	200	145	1924.....		141	100	100
1918.....	375	360	260	260	1925.....	320	200	198	164

TURNIPS

[Cents per bushel]

Year	Jan.	Feb.	Nov.	Dec.	Year	Jan.	Feb.	Nov.	Dec.
1912.....			45	54	1919.....	100	100	110	120
1913.....	53	50	67	50	1920.....	120	150	70	80
1914.....	65	60	55	60	1921.....	90	95	70	75
1915.....	65	55	45	42	1922.....	75	80	89	75
1916.....	52	48	65	75	1923.....	90	85	78	90
1917.....	75	90	70	75	1924.....	90	92	65	60
1918.....	75	95	95	100	1925.....	80	113	80	88

BEANS, DRY

[Dollars per bushel]

Year	Jan.	Feb.	Mar.	Apr.	May	June	July	Aug.	Sept.	Oct.	Nov.	Dec.
1910.....												
1911.....	2.72	2.50	2.43	2.61	2.46	2.45	2.56	2.74	2.09	2.78	2.80	2.60
1912.....	2.75	2.95	3.00	3.10	3.30	2.89	2.96	3.50	2.38	2.59	2.99	3.05
1913.....	2.90	2.95	2.91	2.50	2.80	2.50	2.70	2.26	2.88	2.75	3.00	2.80
1914.....	2.90	3.89	2.80	3.00	2.75	2.90	2.80	2.75		2.73	3.00	2.70
1915.....	2.70	3.23	3.42	2.50	3.46	3.49	3.05	3.00	3.60	3.65	3.00	3.00
1916.....	3.54	4.40	4.35		4.00	4.32	5.50	5.60	6.50	5.00	6.20	6.15
1917.....	5.60	7.20	8.15	6.30	8.80	12.00			10.00	8.45	8.20	7.50
1918.....	7.80	8.40	7.00	7.00	6.60	6.40	6.00	6.25	7.50	7.00	6.00	6.40
1919.....	6.50	6.00	6.85	5.30	6.00	5.30	5.50	5.20	5.30	4.60	4.90	5.90
1920.....	6.80	5.70	5.70	5.50	5.50	5.50	5.60	5.50	5.50	4.30	4.45	3.90
1921.....	3.85	3.65	3.65	3.55	2.95	3.25	3.70	3.30	4.00	3.60	2.60	3.20
1922.....	3.40	3.40	3.35	4.00	4.30	5.60	4.50	5.00		3.60	3.70	
1923.....		4.90	5.70	5.00	4.80	5.10	4.40	4.20	4.20	4.60	4.80	4.70
1924.....	4.50	4.30		3.60			3.50	3.90				
1925.....				3.60	3.60	4.60	4.40	4.40	3.80	3.90	3.60	3.63

TABLE 78.—Kansas: Monthly farm price—Continued

BROOMCORN

[Dollars per ton]

Year	Jan.	Feb.	Mar.	Apr.	May	June	July	Aug.	Sept.	Oct.	Nov.	Dec.
1910	150	153	173	170	190	150	146	103	62	96	82	76
1911	70	62	65	60	55	60	53	50	55	132	130	90
1912	104	75	74	115	75	68	70	80	60	75	130	57
1913	45	57	75	45	39	50	45	55	76	85	93	82
1914	70	70	76	75	71	---	57	70	70	65	50	50
1915	59	60	73	70	63	67	67	66	66	75	75	65
1916	105	92	95	110	90	---	110	115	130	175	164	190
1917	174	180	83	223	275	---	---	---	225	250	279	212
1918	225	235	187	181	---	250	290	190	275	210	175	162
1919	131	103	32	120	85	78	86	82	100	120	150	127
1920	123	158	133	101	105	115	121	130	110	112	89	70
1921	56	58	63	60	57	40	40	58	50	65	55	50
1922	78	85	62	76	85	---	---	---	160	188	221	250
1923	290	292	300	331	300	250	300	---	---	198	118	124
1924	118	90	90	85	---	---	---	---	---	---	96	85
1925	81	---	---	78	47	57	108	130	136	188	179	121

COTTONSEED MEAL (AS BOUGHT)

[Dollars per ton]

1910	---	---	---	33.30	---	31.30	31.00	30.80	29.80	29.70	31.50	29.40
1911	20.40	29.00	28.80	20.80	28.10	27.40	28.50	30.00	20.50	28.60	29.00	29.40
1912	36.20	30.70	31.80	31.60	31.60	31.20	30.40	30.00	20.60	20.70	28.60	29.70
1913	20.70	29.00	25.00	28.70	29.00	28.70	29.70	31.50	35.30	33.10	32.90	32.85
1914	32.80	32.10	32.10	32.10	32.00	31.85	31.60	32.40	28.00	27.80	26.70	27.60
1915	20.50	30.10	30.80	30.80	29.70	29.30	30.70	31.70	30.40	31.40	34.30	35.10
1916	35.50	35.30	31.70	34.00	31.40	32.90	34.20	34.40	35.30	37.60	42.50	45.00
1917	44.20	43.70	43.00	43.70	45.00	46.00	49.50	52.50	53.20	53.70	58.20	60.00
1918	60.00	59.00	60.00	58.30	57.90	57.80	57.00	50.00	65.00	63.00	66.00	65.40
1919	68.00	68.00	69.50	69.50	68.70	68.10	66.30	74.30	76.80	75.50	78.00	81.40
1920	82.00	79.70	80.00	78.00	74.70	75.20	78.70	69.80	63.00	57.50	50.40	44.00
1921	39.40	37.50	34.50	36.80	34.60	37.30	34.00	11.70	42.80	42.50	42.50	42.00
1922	45.00	45.00	50.00	53.00	52.00	56.00	44.50	48.00	42.70	46.60	53.00	51.00
1923	54.60	51.30	54.20	52.50	51.70	51.60	50.00	50.00	51.70	55.00	53.60	50.00
1924	52.00	52.30	50.00	49.00	---	---	---	---	---	---	---	---
1925	50.00	---	49.20	47.20	46.40	45.00	47.30	46.60	47.20	46.10	43.20	32.00

HAY (LOOSE)

[Dollars per ton]

1908	6.06	6.88	6.92	7.12	7.25	7.00	6.42	5.92	6.75	5.75	5.72	6.72
1909	5.88	6.12	6.28	6.45	6.80	6.50	5.95	5.70	6.55	5.95	6.05	6.45
1910	7.40	7.55	7.70	7.55	7.30	6.95	6.95	7.05	7.30	7.60	7.70	7.90
1911	7.75	7.50	7.60	7.40	7.50	8.05	11.05	11.15	9.85	9.70	10.05	9.95
1912	11.00	12.05	13.00	15.00	14.65	11.40	8.85	7.50	7.25	7.50	7.60	7.75
1913	7.00	7.85	7.70	7.55	7.30	7.30	8.20	10.80	12.65	12.60	12.55	12.60
1914	12.70	12.50	12.25	12.20	11.70	10.10	8.50	8.15	8.35	8.25	7.80	7.90
1915	8.30	8.30	8.20	7.00	7.75	7.25	6.65	6.25	5.85	5.80	5.75	5.65
1916	8.40	5.65	5.65	5.70	3.60	6.55	5.55	5.00	6.35	6.65	7.25	7.85
1917	8.70	8.75	9.20	10.55	12.40	11.65	12.10	13.45	13.70	14.45	15.80	17.75
1918	18.85	18.12	17.62	16.05	14.65	13.55	13.45	15.95	18.30	18.40	18.95	19.65
1919	19.80	10.85	11.35	13.75	22.70	10.60	10.15	15.30	14.05	14.85	15.55	16.10
1920	15.95	15.60	15.60	15.20	15.00	14.30	13.15	13.10	12.85	11.95	16.30	9.95
1921	0.55	0.65	8.30	8.30	8.55	7.95	7.15	6.45	6.20	6.25	7.10	7.45
1922	0.05	7.00	7.15	7.40	7.40	7.30	8.05	6.70	6.75	7.10	8.40	8.70
1923	8.20	8.50	8.05	9.85	10.25	9.20	8.00	7.65	8.05	8.05	9.75	9.00
1924	10.50	10.00	9.70	9.30	9.60	9.60	9.70	8.30	8.00	8.10	10.00	9.20
1925	9.00	10.00	7.40	7.50	8.50	8.00	8.30	7.50	8.10	8.60	8.90	8.80

ALFALFA HAY

[Dollars per ton]

1914	---	---	---	---	---	---	---	---	9.50	9.60	9.50	---
1915	9.40	9.40	10.20	10.20	9.30	7.50	7.40	7.30	7.00	6.50	7.00	7.40
1916	7.50	7.50	7.20	7.50	7.50	6.70	6.80	7.30	8.30	8.70	10.10	11.10
1917	12.00	12.30	13.20	14.80	15.40	12.20	13.30	17.30	16.60	18.20	21.30	22.80
1918	23.40	22.90	21.80	18.60	17.60	14.20	15.00	19.00	21.00	22.00	22.40	22.60
1919	24.20	24.20	25.10	27.40	27.70	18.10	17.40	18.20	18.80	18.30	20.40	21.50
1920	21.40	21.50	16.60	19.70	20.70	17.20	17.00	17.50	17.50	14.40	13.00	14.00
1921	13.40	12.70	12.10	11.30	10.90	10.80	9.10	8.60	9.50	10.40	9.50	10.20
1922	10.10	11.00	12.00	10.80	10.80	8.70	8.70	8.60	9.00	11.00	11.30	11.10
1923	11.30	12.00	12.30	12.80	13.50	10.70	10.20	10.50	11.90	12.50	13.00	13.40
1924	13.50	13.20	13.00	12.50	12.00	11.30	10.80	12.20	11.50	11.80	12.50	13.80
1925	14.10	13.50	13.50	12.00	12.80	11.20	11.20	11.70	12.20	13.60	13.60	13.00

TABLE 78.—Kansas: Monthly farm price—Continued

CLOVER HAY

[Dollars per ton]

Year	Jan.	Feb.	Mar.	Apr.	May	June	July	Aug.	Sept.	Oct.	Nov.	Dec.
1914.....												
1915.....	10.10	9.80	10.10	11.00	9.90	9.60	8.40	8.60	7.80	9.50	9.90	10.10
1916.....	8.00	8.00	7.80	7.50	7.00	7.60	7.10	6.60	8.00	8.30	8.85	9.60
1917.....	8.50	10.20	10.80	12.40	15.00	12.70	11.60	13.70	14.40	14.40	18.00	19.70
1918.....	19.80	20.55	19.70	16.10	16.20	14.60	14.60	10.90	23.00	22.20	21.80	21.90
1919.....	24.00	25.70	25.30	28.40	30.30	21.20	21.20	15.90	17.50	17.60	16.30	20.30
1920.....	19.10	18.60	19.10	10.40	22.10	10.10	15.10	15.40	10.30	18.40	13.80	13.40
1921.....	13.60	13.20	12.40	10.60	10.50	11.10	11.10	9.60	9.10	10.30	10.10	9.20
1922.....	10.00	10.50	10.40	9.70	11.50	10.20	10.60	8.50	9.90	10.00	9.60	11.60
1923.....	11.00	12.70	11.10	11.10	13.20	13.60	12.00	11.40	10.50	9.90	10.70	11.80
1924.....	12.60	13.50	14.00	14.00	13.00	13.50	13.00	14.00	13.60	13.00	11.80	11.30
1925.....	12.50	12.00	9.60	10.00	10.20	9.70	9.60	9.20	9.80	11.50	10.70	12.70

TYMOTHY HAY

[Dollars per ton]

1914.....										10.40	11.10	10.90
1915.....	10.80	10.40	11.80	12.20	10.40	10.00	9.00	8.60	8.00	8.00	8.70	9.70
1916.....	8.50	8.20	8.20	8.50	8.30	8.00	7.50	7.00	8.50	8.70	9.30	9.70
1917.....	9.70	10.00	11.10	13.00	15.20	12.80	11.90	14.30	14.20	15.60	18.10	20.70
1918.....	19.30	22.60	29.50	16.30	16.60	15.00	15.00	20.00	22.50	23.20	22.40	22.40
1919.....	25.00	24.70	26.20	28.20	30.50	22.60	17.10	18.10	18.40	16.40	19.20	19.70
1920.....	20.30	20.00	20.20	19.70	22.60	22.00	18.00	15.80	16.80	14.80	14.60	13.90
1921.....	14.00	13.70	11.90	11.00	11.00	11.30	10.40	10.40	10.00	10.50	10.00	8.50
1922.....	10.20	10.10	10.60	9.70	10.90	11.20	9.70	8.30	10.60	10.70	11.00	11.70
1923.....	11.20	12.30	12.80	12.00	14.80	12.20	11.50	12.20	11.00	10.40	11.30	11.20
1924.....	13.00	13.40	13.30	13.00	12.60	12.60	10.00	11.40	12.00	12.60	12.40	12.60
1925.....	12.80		10.00	9.60	11.00	9.10	9.40	8.90	10.20	12.00	11.40	12.10

PRAIRIE HAY

[Dollars per ton]

1914.....										8.00	8.10	7.70
1915.....	7.80	7.80	8.40	8.60	8.00	7.10	7.10	6.00	5.70	5.20	5.90	5.90
1916.....	6.00	6.00	5.70	5.90	5.90	6.00	5.80	6.80	6.35	6.80	7.40	8.10
1917.....	8.60	8.50	9.50	11.00	13.30	11.30	10.00	13.70	13.60	13.70	10.10	17.50
1918.....	17.30	17.30	17.10	14.70	15.20	12.00	12.20	10.60	17.00	18.40	18.30	18.90
1919.....	19.60	20.00	21.40	23.60	25.20	20.10	16.80	14.80	14.90	13.00	14.90	16.10
1920.....	15.40	15.20	13.05	14.75	14.50	13.10	12.90	12.60	11.60	10.00	10.00	9.00
1921.....	9.10	8.80	8.50	8.60	7.60	7.30	7.50	6.40	5.70	6.80	6.50	5.80
1922.....	6.70	7.10	7.30	7.00	7.00	6.80	6.00	6.60	6.10	6.90	7.20	7.40
1923.....	7.80	8.80	8.20	9.10	9.00	9.00	8.00	8.00	8.40	8.00	9.20	8.50
1924.....	9.40	9.10	9.00	9.00	10.00	9.50	9.00	7.90	7.50	8.00	8.60	9.80
1925.....	6.30	9.00	7.30	7.40	7.40	6.80	7.10	6.40	6.80	8.40	8.30	9.00

CLOVER SEED (AS SOLD)

[Dollars per bushel]

1910.....	8.68	9.18	9.23	9.10	8.44	8.50	9.00	9.42	8.67	8.20	7.90	7.60
1911.....	8.00	8.10	8.66	8.71	8.86	10.33	8.71	9.21	8.40	8.05	8.60	9.78
1912.....	10.38	10.76	11.07	12.20	11.77	10.25	9.60	9.73	8.65	8.62	8.84	9.68
1913.....	9.10	9.65	9.96	10.62	9.50	9.90	9.17	8.67	7.80	8.00	7.20	7.05
1914.....	7.70	8.20	8.60	8.90	7.90	9.59	9.10	8.00	8.00	8.00	9.00	8.50
1915.....	8.00	9.00	8.80	8.80	9.00	9.30	8.00	8.70	9.00	8.90	8.50	8.75
1916.....	9.70	10.00	10.20	10.30	10.20	9.60		8.60	8.60	8.00	8.00	8.80
1917.....	8.00	9.70	9.80	10.50	9.00			10.00	9.70			10.20
1918.....	11.00	11.60	13.80									13.50
1919.....				20.70	10.40					19.70	19.00	
1920.....				20.00						9.25	9.80	10.00
1921.....	12.00	9.50	10.60	9.65	8.15	8.00			9.60			8.00
1922.....		10.80	9.20	11.10						10.00	8.00	9.75
1923.....	11.00	10.80	10.30						10.20	10.60	12.00	12.50
1924.....		12.50	13.00	13.50							13.00	
1925.....				14.80	15.70	12.50	12.80	12.10	11.80	13.40	11.70	10.50

CB-15 (1927) USDA STATISTICAL BULLETINS  
PRICES OF FARM PRODUCTS RECEIVED BY PRODUCERS: 2. THE NORTH CENTRAL  
SARLE, C. F.; HARR, C. H. . . . . 3 OF 3

TABLE 78.--Kansas: Monthly farm price--Continued

CLOVER SEED (AS BOUGHT)

[Dollars per bushel]

Year	Jan.	Feb.	Mar.	Apr.	May	June	July	Aug.	Sept.	Oct.	Nov.	Dec.
1912						12.60	10.70	11.00	10.70	9.56	10.08	10.06
1913	10.25	11.16	12.32	12.24	12.20	12.56	12.00	11.17	9.25	9.20	9.00	8.09
1914	9.50	0.80	10.00	10.50	9.95	10.50	10.50	0.50	9.30	10.20	5.50	10.00
1915	9.75	10.50	10.58	10.40	10.50	10.20	10.00	10.80	9.70	11.00	10.20	10.80
1916	11.50	11.00	11.80	11.90	12.00	10.90	10.50	10.80	11.00	8.90	10.30	9.60
1917	9.80	10.40	11.80	11.60	11.10	12.10	11.80	11.40	10.40	12.00	13.00	12.50
1918	14.20	15.60	17.00	17.10	18.50	15.80	15.60	14.10		18.00	18.20	
1919	22.40	24.30	25.10	25.30	23.70	24.50	24.40	22.00	22.50	24.20	23.80	25.80
1920	27.90	31.50	33.30	31.20	33.10	32.70	25.50			13.00	13.00	12.00
1921	13.50	11.80	11.70	11.20	10.45	11.50	12.00	10.80	11.60	10.00		
1922		12.75	12.90	13.00	14.50	15.00				13.30	12.60	11.50
1923	15.00	12.60	12.00	12.10	11.00	13.50	14.60		12.90	12.00		
1924	14.00	15.00	15.00	14.50		14.00	14.00	12.60	12.00			15.00
1925	16.00	16.00	18.20	16.40	17.50	16.90	14.60	11.90	15.00	15.00	13.70	11.10

TIMOTHY SEED (AS SOLD)

[Dollars per bushel]

1910									4.18	3.50	3.30	3.16
1911	3.50	4.00	4.54	4.70	4.62	4.50	5.62	6.83	6.63	0.89	6.80	7.02
1912	7.00	7.85	7.42	7.07	7.04	6.09	4.00	2.00	2.10	1.92	2.05	1.82
1913	1.95	2.00	2.06	1.83	2.11	2.40	3.00	2.35	2.00	2.60	2.30	2.20
1914	2.50	2.50	2.75	2.80	2.70	3.10	2.70	2.95	2.50	2.90	3.00	3.00
1915	2.80	3.05	2.90	2.89	3.09	2.50	3.50		2.80	2.50	3.00	3.45
1916	3.00	3.50	3.90	3.29	4.00	3.50		2.20	2.10	2.50	2.60	3.00
1917	2.50	3.00	2.60	3.09				3.10				3.30
1918		4.30	4.00	4.20	3.60							5.00
1919					5.80	4.90			4.70	4.60	4.70	4.50
1920			5.10	6.00						4.10	3.50	2.70
1921	3.00	3.00	3.20	3.05	3.10	3.00			2.75	2.75	3.50	2.50
1922		3.15	3.60	3.50	3.60					2.00	2.80	3.00
1923	3.00	3.70						2.70	3.30	3.50	3.50	3.40
1924		3.50	3.50	3.49						3.60	3.50	
1925				3.00	3.00	3.30	3.50	3.60	3.20	3.50		3.20

TIMOTHY SEED (AS BOUGHT)

[Dollars per bushel]

1912						8.00	6.63	2.75	3.33	2.62	2.50	2.50
1913	2.41	2.55	2.22	2.25	2.70	2.86	2.70	2.70	2.60	2.65	2.60	2.60
1914	2.60	3.00	3.00	3.20	3.25	3.60	3.40	3.40	3.45	3.50	3.30	3.20
1915	3.40	3.75	3.60	3.70	3.70	3.20	3.70	3.70	3.40	3.30	3.50	4.30
1916	3.75	4.00	4.20	3.90	4.00	3.60	3.25	3.10	2.60	2.70	3.50	3.90
1917	3.40	3.50	3.40	3.20	3.20	3.40	3.60	3.80	4.20	3.90	3.60	3.60
1918	4.20	4.40	4.50	4.50	4.30	4.50	4.00	4.00	4.40	4.80	4.45	5.00
1919	4.75	5.80	6.10	6.80	6.40	5.80	6.30	5.80	5.80	6.10	6.00	5.00
1920	6.50	7.00	7.00	7.00	6.00	6.60	6.20	6.70	5.00	5.60	5.60	4.70
1921	4.25	3.80	4.20	3.75	4.25	3.50	3.70	3.15	2.90	2.80	3.25	
1922		3.05	3.80	4.20	3.70					3.00	3.20	4.00
1923	4.00	4.00	3.70	3.60	3.60	3.20	3.50	3.10	4.20	4.40		4.00
1924	3.80	4.60	4.50	4.20				4.10	4.20		4.00	3.50
1925		3.50	3.70	3.60	4.30	4.60	3.70	3.90	5.10	4.20	4.00	3.60

ALFALFA SEED (AS SOLD)

[Dollars per bushel]

1912						8.01	7.65	8.27	7.59	7.69	7.61	7.45
1913	7.10	7.41	7.40	7.85	7.33	7.27	7.23	6.92	6.90	6.40	6.30	5.50
1914	5.70	5.60	5.80	5.80	5.80	6.10	6.20	6.00	6.85	6.60	6.80	6.80
1915	7.05	7.20	7.20	7.50	5.00	7.35	7.00	7.80	7.90	8.50	8.30	8.60
1916	8.75	8.30	9.30	9.10	9.70	9.30	8.80	9.20	7.40	7.00	6.60	6.75
1917	6.90	7.00	7.00	7.10	7.40	7.20	7.70	7.50	8.00	7.70	8.30	9.00
1918	8.30	8.50	9.00	8.40	8.20	8.10	7.90	8.10	8.20	8.10	7.90	8.35
1919	8.70	8.60	9.00	9.00	9.80	9.60	9.60	9.90	11.80	13.20	14.30	16.60
1920	15.40	16.00	17.25	19.10	16.90	17.50	17.10	16.00	12.50	10.70	10.70	8.15
1921	8.35	8.10	7.80	7.00	7.60	7.60	7.90	8.10	7.80	7.00	6.75	6.70
1922	7.20	7.50	7.70	8.00	8.10	7.40	9.50	7.80	7.90	8.00	7.90	9.00
1923	8.90	8.90	9.60	9.60	9.30	9.70	9.00	9.00	9.00	10.40	9.20	9.30
1924	9.70	9.50	10.50	10.80	11.20	11.00	11.40	9.30	9.50	9.60	9.30	9.00
1925	10.00	10.40	11.70	10.60	11.50	10.10	10.10	10.40	10.00	9.70	6.30	9.10

TABLE 78.—Kansas: Monthly farm price—Continued

ALFALFA SEED (AS BOUGHT)

[Dollars per bushel]

Year	Jan.	Feb.	Mar.	Apr.	May	June	July	Aug.	Sept.	Oct.	Nov.	Dec.
1912						9.09	9.00	8.80	8.68	8.13	8.20	7.82
1913	8.00	8.31	8.07	8.73	8.14	7.98	8.20	7.48	6.80	6.10	6.00	5.99
1914	6.60	6.35	6.40	6.40	6.50	6.50	6.65	6.75	7.90	7.60	7.50	7.30
1915	7.70	7.75	8.20	8.10	8.50	8.20	8.10	8.80	8.90	9.60	9.00	9.30
1916	9.30	9.80	10.80	11.10	11.00	10.30	9.90	10.30	9.10	8.60	8.50	7.70
1917	7.70	7.70	8.10	8.30	8.50	9.30	9.00	8.20	9.00	8.40	8.30	10.00
1918	9.70	9.40	10.10	9.60	9.00	9.20	9.40	9.40	9.70	9.10	9.30	9.70
1919	10.00	9.90	10.20	10.20	11.10	11.30	11.60	11.70	13.20	14.10	15.70	16.20
1920	13.40	19.20	22.60	22.30	20.40	20.30	19.50	19.80	15.50	14.80	16.75	10.35
1921	9.95	9.90	9.25	9.40	9.10	9.80	9.30	9.40	9.80	8.70	8.20	
1922	8.50	9.00	9.60	10.20	9.40	9.00	9.80	8.60	9.10	9.50	9.40	9.50
1923	11.50	10.50	11.30	11.00	11.10	11.10	10.10	10.70	10.90	11.20	11.00	10.50
1924	11.50	11.20	12.00	12.40	12.00	11.60	11.60	12.10	12.00	11.70	10.00	10.50
1925	10.80	10.50	12.00	11.70	12.00	11.50	11.70	11.50	11.60	10.60	10.00	10.10

BEEF CATTLE

[Dollars per 100 pounds]

1910	4.80	5.20	5.60	5.80	5.40	5.60	5.00	4.80	4.80	4.70	4.60	4.60
1911	4.80	4.50	5.00	5.00	5.90	4.80	4.80	4.70	4.80	4.60	4.90	5.10
1912	5.20	5.40	5.40	6.00	6.20	6.00	5.80	6.20	6.10	6.00	5.90	6.30
1913	5.20	6.40	6.70	7.10	6.80	6.90	6.60	6.40	6.40	6.50	6.60	6.60
1914	6.80	6.90	7.10	7.10	7.10	6.70	7.00	7.40	7.10	6.90	7.00	6.90
1915	6.00	6.50	6.50	6.60	7.00	6.90	7.50	6.80	6.50	6.80	6.70	6.40
1916	6.60	6.80	7.50	7.70	7.60	7.80	7.50	7.20	7.30	7.20	7.30	7.80
1917	9.00	8.60	9.10	9.80	9.60	9.50	9.00	9.20	9.30	9.50	9.20	9.00
1918	9.00	9.20	9.70	10.70	11.70	11.00	11.20	11.10	10.80	10.30	10.20	11.10
1919	10.40	11.40	11.80	12.60	12.00	11.00	10.40	10.40	9.40	9.20	9.70	9.10
1920	9.80	9.60	9.70	9.90	9.80	10.20	9.70	9.30	9.00	8.80	6.70	6.50
1921	6.60	6.30	6.60	6.30	8.20	5.90	5.70	5.70	5.30	5.20	4.90	4.90
1922	5.20	5.70	5.10	6.10	6.40	6.50	6.50	5.90	5.90	6.10	5.70	5.30
1923	6.00	6.20	5.80	6.40	6.60	6.20	6.10	5.60	5.70	5.50	6.30	6.50
1924	5.60	5.80	6.00	6.20	6.50	6.30	6.10	6.60	6.20	5.90	5.80	6.00
1925	6.50	6.40	7.40	7.80	7.60	7.20	7.60	7.60	8.90	7.10	7.00	7.20

VEAL CALVES

[Dollars per 100 pounds]

1910	6.30	6.00	6.50	6.20	6.10	6.30	6.00	5.80	5.60	5.70	5.80	5.80
1911	5.90	6.10	6.20	5.70	5.50	5.70	5.30	5.40	5.50	5.50	5.60	5.60
1912	6.00	5.90	6.10	6.20	6.30	6.40	6.30	6.60	6.60	6.60	7.10	7.00
1913	7.20	7.30	7.90	7.70	7.50	8.00	7.60	7.20	7.20	7.40	7.60	7.80
1914	8.10	8.20	8.20	8.10	7.90	7.60	7.90	8.00	8.20	8.00	8.00	7.80
1915	7.80	7.80	7.80	7.70	7.90	8.00	8.00	7.70	8.00	7.90	7.60	7.50
1916	7.80	7.90	8.40	8.30	8.50	8.80	8.60	8.40	8.50	8.50	8.30	8.60
1917	9.10	9.70	9.70	10.20	10.40	10.10	10.20	9.50	9.80	10.20	9.90	9.70
1918	10.20	10.20	10.30	10.90	11.20	11.00	11.70	10.70	10.60	9.80	10.00	10.60
1919	11.00	11.00	11.10	11.50	11.10	11.60	12.80	11.90	11.50	11.20	11.30	11.20
1920	11.60	11.60	11.80	11.65	10.80	11.10	10.50	10.20	10.20	9.90	8.70	8.10
1921	8.50	8.20	8.40	6.70	6.70	6.90	6.80	6.50	6.40	6.40	6.20	5.90
1922	6.40	6.90	7.50	7.20	7.00	7.60	7.10	6.80	7.30	7.20	7.20	6.50
1923	7.40	7.90	7.20	7.20	7.50	7.60	7.10	6.60	7.20	7.40	6.70	6.80
1924	6.90	7.50	7.50	7.30	7.50	7.20	6.90	7.30	7.00	6.50	6.70	6.90
1925	7.20	7.60	8.80	7.90	7.50	7.60	7.70	8.10	8.40	8.90	8.60	8.30

MILK COWS

[Dollars per head]

1910	41.40	43.16	44.10	44.00	43.70	43.70	43.80	41.30	42.50	44.70	42.70	43.80
1911	44.30	46.00	45.40	45.20	45.10	44.60	39.00	40.00	42.70	42.70	43.20	43.90
1912	45.00	46.20	46.60	46.80	46.90	49.00	46.50	40.70	48.80	50.60	52.10	54.10
1913	54.00	56.00	61.60	58.00	60.30	61.00	59.40	56.00	57.00	59.70	60.00	60.30
1914	66.30	67.00	63.30	63.50	62.70	62.00	61.60	62.80	62.00	64.00	66.50	65.20
1915	66.30	67.40	66.10	66.60	67.00	67.10	65.60	65.70	65.20	66.70	67.20	65.20
1916	69.20	69.70	68.80	67.90	68.80	69.50	66.40	65.90	65.90	69.80	67.70	70.70
1917	69.80	71.70	76.60	77.50	79.20	79.00	77.00	73.80	76.30	80.20	80.70	82.00
1918	79.60	84.00	87.20	90.00	91.80	90.30	89.60	85.00	88.80	86.80	86.70	86.00
1919	87.50	85.50	88.30	93.50	95.30	92.30	92.20	89.60	87.60	86.30	86.10	88.30
1920	91.70	92.60	91.50	95.10	95.60	94.10	91.60	89.50	90.00	85.00	78.00	70.00
1921	70.30	68.00	65.00	66.00	68.00	64.00	64.00	63.00	60.00	52.00	49.00	50.00
1922	46.00	51.00	55.00	53.00	52.00	56.00	54.00	50.00	51.00	49.00	46.00	49.00
1923	51.70	51.80	53.40	52.70	53.80	54.70	53.10	52.10	52.00	53.20	50.00	50.00
1924	60.00	62.50	64.00	64.00	65.00	64.00	64.00	65.00	63.00	61.00	53.00	52.90
1925	51.00	50.90	48.50	51.70	52.40	54.00	54.40	53.00	53.80	56.80	58.20	58.80

TABLE 78.—Kansas: Monthly farm price—Continued

MILK, WHOLESALE

[Cents per gallon]

Year	Jan.	Feb.	Mar.	Apr.	May	June	July	Aug.	Sept.	Oct.	Nov.	Dec.
1910.....	23	22	21	22	21	20	21	21	22	22	23	23
1911.....	23	22	21	21	20	21	21	22	21	21	22	22
1912.....	23	23	23	24	23	23	21	22	22	22	22	21
1913.....	21	21	21	21	21	20	19	22	23	22	22	21
1914.....												
1915.....	22	21	21	21	20	21	21	20	21	20	21	20
1916.....	21	20	20	20	19	21	21	20	21	22	22	24
1917.....	23	23	22	24	24	23	23	25	27	29	29	29
1918.....	29	30	30	26	29	30	29	31	32	34	36	34
1919.....	35	32	36	34	34	34	34	34	35	37	38	39
1920.....	39	40	38	40	39	38	38	39	38	38	38	39
1921.....	34	34	33	33	31	30	29	32	29	29	31	31
1922.....	30	30	29	29	29	28	27	27	25	28	29	31
1923.....	30	30	30	28	27	29	28	28				32

[Dollars per 100 pounds]

1923.....									2.13	2.95	3.19	3.23
1924.....		3.00	2.85	3.86	2.90	2.70			2.60	2.70	2.00	2.70
1925.....	2.70	2.90	2.30	2.07	2.00	2.20	2.00	2.50	2.12	2.33	2.38	2.32

BUTTER

[Cents per pound]

1909.....		23	22	22	21	20	20	20	22	24	20	26
1910.....	20	25	24	23	22	21	21	21	23	24	24	25
1911.....	22	18	18	18	18	18	18	20	21	22	24	26
1912.....	26	26	24	24	23	22	22	22	23	24	26	26
1913.....	25	24	24	24	24	24	24	24	26	26	26	26
1914.....	26	24	22	21	20	20	20	22	24	25	26	26
1915.....	23	25	23	22	22	22	22	22	24	24	26	26
1916.....	23	20	25	20	26	25	25	26	27	29	32	32
1917.....	32	31	31	32	34	32	32	33	36	38	40	40
1918.....	40	41	40	38	38	36	37	39	44	48	51	51
1919.....	56	44	42	46	48	47	47	49	50	53	53	52
1920.....	56	53	52	53	52	50	48	49	51	52	52	60
1921.....	40	36	36	34	29	25	28	32	34	36	38	38
1922.....	32	28	28	28	30	20	28	26	30	32	36	40
1923.....	41	40	39	38	36	35	34	35	37	39	42	43
1924.....	43	42	41	37	35	33	35	34	39	38	36	39
1925.....	38	35	38	37	38	36	38	38	39	43	45	42

BUTTERFAT

[Cents per pound]

1920.....									54	54	53	40
1921.....	40	37	39	39	23	22	28	34	31	37	38	35
1922.....	21	27	28	28	29	31	30	26	29	32	38	48
1923.....	44	40	40	44	36	31	30	34	39	38	45	48
1924.....	49	44	43	35	30	32	32	32	29	29	31	43
1925.....	34	32	38	34	34	38	34	37	38	42	44	41

HOGS

[Dollars per 100 pounds]

1910.....	7.50	7.90	9.10	9.30	8.50	8.50	8.00	7.70	8.30	8.00	7.50	6.90
1911.....	7.20	6.80	6.30	5.70	5.40	5.40	5.70	6.50	6.50	5.90	5.70	5.60
1912.....	5.80	5.00	5.00	7.60	7.00	6.80	6.80	7.40	7.60	7.90	7.20	7.00
1913.....	6.70	7.30	7.80	8.70	7.00	7.90	8.10	7.80	7.70	7.60	7.10	7.00
1914.....	7.30	7.80	7.90	7.50	7.70	7.50	7.00	8.40	8.10	7.40	7.00	6.60
1915.....	6.40	6.10	6.20	6.30	0.70	6.90	6.80	6.60	6.60	6.60	6.30	5.90
1916.....	6.30	7.20	8.70	8.70	8.00	8.60	9.00	9.20	9.00	7.40	9.00	9.05
1917.....	9.00	11.18	13.00	14.70	15.00	14.60	14.00	15.50	16.70	16.90	15.70	15.80
1918.....	15.20	15.10	15.70	16.10	16.10	15.70	16.30	17.50	18.40	18.50	16.10	16.10
1919.....	16.00	16.00	16.70	18.40	18.70	18.70	20.10	20.10	16.10	15.80	13.10	12.50
1920.....	13.20	13.20	13.40	13.20	12.95	13.00	13.90	13.70	14.40	13.40	11.40	7.70
1921.....	8.90	7.90	8.90	7.30	7.10	0.70	8.00	8.60	7.30	6.90	0.00	5.80
1922.....	6.40	8.40	9.00	9.00	9.30	9.40	9.30	8.50	8.10	8.20	7.20	7.20
1923.....	7.30	7.20	7.20	7.20	6.70	0.00	6.30	6.40	7.70	6.30	8.90	5.70
1924.....	6.00	6.10	6.30	6.30	6.40	6.20	6.40	8.00	8.60	9.50	8.50	8.40
1925.....	9.30	9.70	12.80	11.80	10.90	10.90	12.50	12.00	11.00	11.40	10.60	10.10

PRICES OF FARM PRODUCTS RECEIVED BY PRODUCERS 197

TABLE 78.—Kansas: Monthly farm price—Continued

SHEEP

[Dollars per 100 pounds]

Year	Jan.	Feb.	Mar.	Apr.	May	June	July	Aug.	Sept.	Oct.	Nov.	Dec.
1910.....	5.00	5.00	5.50	7.00	6.10	5.90	4.90	4.80	4.70	5.00	4.20	4.20
1911.....	4.00	4.00	4.30	4.20	4.00	4.10	3.60	3.20	3.50	3.70	3.50	3.70
1912.....	4.20	4.00	4.20	5.00	5.70	5.00	4.60	4.50	4.20	4.20	4.60	4.60
1913.....	5.10	5.40	6.10	6.20	5.30	5.10	4.80	4.80	4.30	4.90	5.20	5.00
1914.....	5.10	5.50	5.60	5.30	5.30	5.20	5.30	5.20	5.20	4.90	5.70	5.20
1915.....	5.30	5.50	6.10	6.00	6.50	5.80	5.90	5.70	5.40	5.00	5.50	5.40
1916.....	6.30	6.20	6.50	7.60	6.70	7.70	5.70	6.70	6.60	7.60	7.30	7.20
1917.....	8.20	9.90	10.10	10.10	11.30	9.00	9.30	9.40	11.10	11.00	10.00	10.50
1918.....	11.50	11.70	12.10	13.50	14.20	13.20	12.10	12.90	12.00	10.10	9.40	9.90
1919.....	9.40	11.40	11.70	12.60	11.40	9.80	10.30	9.90	8.50	8.10	8.50	9.40
1920.....	10.30	10.50	11.60	12.00	11.50	10.70	9.30	8.50	8.00	6.60	6.00	6.00
1921.....	5.80	5.40	6.10	5.10	5.40	4.90	4.50	4.70	4.40	4.40	4.50	4.60
1922.....	6.50	6.50	7.00	8.20	7.40	6.30	5.90	5.10	6.40	7.10	7.20	7.00
1923.....	6.90	7.40	6.60	6.60	7.00	6.00	6.80	7.00	7.00	6.00	5.50	6.10
1924.....	7.12	7.50	7.70	7.20	7.00	6.90	6.50	7.00	6.80	6.40	6.30	6.70
1925.....	8.10	8.00	7.80	8.80	7.00	7.20	7.00	6.70	7.70	7.20	7.60	8.00

LAMBS

[Dollars per 100 pounds]

1910.....	6.60	7.00	6.50	7.70	7.70	7.20	6.50	6.00	5.70	6.40	5.50	5.30
1911.....	5.20	5.00	5.20	6.30	5.10	5.40	5.40	5.50	4.60	5.00	4.80	5.00
1912.....	5.40	5.20	5.20	6.60	7.30	6.80	5.80	5.90	5.60	5.30	6.20	6.10
1913.....	7.00	7.00	7.40	7.40	7.00	7.00	6.70	6.30	6.00	6.20	6.40	6.30
1914.....	6.40	6.70	6.70	6.90	7.20	7.30	7.40	6.30	6.60	6.50	7.10	7.00
1915.....	6.00	6.70	7.70	8.30	8.90	8.50	8.10	7.60	7.00	6.30	7.20	7.10
1916.....	8.10	8.80	8.70	9.50	9.90	9.90	8.70	8.70	9.20	8.90	9.30	9.80
1917.....	11.40	12.70	12.50	12.70	15.20	13.80	12.40	12.90	14.10	15.60	14.10	13.30
1918.....	14.50	14.20	14.10	16.70	16.10	15.90	14.70	14.90	14.50	13.30	13.00	12.20
1919.....	13.00	14.60	15.20	16.00	14.30	14.20	13.50	13.70	11.50	11.20	11.70	12.40
1920.....	13.00	15.00	15.00	15.10	15.40	13.70	12.50	10.60	10.40	10.00	9.90	8.10
1921.....	8.00	8.10	8.50	7.60	8.10	7.90	7.60	7.40	6.90	6.10	6.80	6.90
1922.....	8.80	11.10	11.50	12.50	10.70	10.60	10.30	9.20	10.40	10.30	11.30	11.10
1923.....	11.50	11.00	11.00	10.80	11.80	10.40	11.50	10.20	9.90	9.60	9.50	9.50
1924.....	9.20	10.50	11.00	11.10	11.50	12.00	11.00	11.20	10.90	10.60	11.50	11.70
1925.....	13.80	14.00	13.10	12.80	12.20	12.00	12.00	12.10	12.00	12.00	12.30	12.90

WOOL (UNWASHED)

[Cents per pound]

1910.....	20	22		25	22	22			16		18	19
1911.....			19	20	15	15	15	14	14	14	16	16
1912.....	16	17	17	18	14	15	16	18	17	18	18	17
1913.....	15	16	18	15	15	16	15	15	15	18	17	
1914.....	15	15	16		16	16	17	17	18	18	18	14
1915.....	15	19			20	20	19	18				
1916.....				22					20			
1917.....						14						46
1918.....					54					50	55	50
1919.....						45	46	47	45			
1920.....					42	32	21	23	20	23	20	16
1921.....		16			14	14						
1922.....					21	31	30	30	28	28	31	
1923.....					36	36	26		33	30	30	30
1924.....	23						32	30				39
1925.....			40	36	31	35	36	35	35	32	32	35



TABLE 78.—Kansas: Monthly farm price—Continued

## HORSES

[Dollars per head]

Year	Jan.	Feb.	Mar.	Apr.	May	June	July	Aug.	Sept.	Oct.	Nov.	Dec.
1910.....	135	145	142	143	142	141	142	141	140	137	130	130
1911.....	128	140	136	137	133	132	128	125	125	123	123	116
1912.....	117	120	121	124	120	130	125	129	128	125	129	125
1913.....	123	129	134	135	132	135	125	115	115	114	120	115
1914.....	115	117	116	119	120	117	117	118	117	110	115	114
1915.....	115	120	123	127	132	132	130	125	120	130	124	122
1916.....	121	122	125	129	131	126	128	120	127	125	120	120
1917.....	126	130	131	132	137	137	127	129	133	132	127	123
1918.....	128	135	139	137	135	134	127	129	125	120	119	117
1919.....	114	116	115	123	125	125	125	114	117	108	108	100
1920.....	109	115	121	125	120	122	124	117	110	100	90	70
1921.....	78	75	75	80	83	83	75	74	71	64	57	50
1922.....	60	62	64	65	68	71	65	61	58	53	55	53
1923.....	57	58	58	61	63	63	61	60	55	52	52	51
1924.....	60	61	59	55	57	58	60	63	60	57	55	53
1925.....	83	57	65	70	67	69	69	69	61	63	60	59

## CHICKENS

[Cents per pound]

1909.....		8.0	8.0	8.0	9.0	9.0	9.0	9.0	9.0	9.0	9.0	9.0
1910.....	9.2	9.8	10.2	10.6	10.6	10.4	10.3	10.2	10.0	9.5	9.0	8.6
1911.....	8.6	8.8	8.8	8.9	9.0	8.6	8.6	8.6	8.6	8.4	7.8	7.8
1912.....	8.2	8.5	8.8	9.0	9.0	8.8	8.8	9.0	9.2	9.4	9.0	8.7
1913.....	8.8	9.0	9.4	10.0	10.3	10.4	11.5	10.9	10.5	10.0	9.0	9.5
1914.....	10.0	10.6	11.0	11.5	10.8	10.5	11.5	11.9	11.3	10.5	9.5	9.3
1915.....	9.6	10.1	10.2	10.4	10.3	10.3	10.4	10.8	10.8	10.2	9.8	9.5
1916.....	10.0	10.5	10.8	11.9	11.0	12.2	12.1	13.1	12.5	13.0	11.9	12.1
1917.....	12.5	13.9	14.7	16.2	16.6	15.7	15.4	13.9	16.9	17.6	15.1	15.8
1918.....	17.1	19.1	18.4	17.9	18.5	18.7	22.0	21.0	20.7	18.8	18.7	19.2
1919.....	20.2	20.0	22.0	24.0	25.0	23.0	24.0	23.0	22.0	21.0	19.0	20.0
1920.....	21.5	24.5	25.5	27.0	26.0	24.8	26.3	26.0	23.0	21.0	20.0	18.0
1921.....	20.0	20.0	20.0	19.0	18.0	17.0	19.0	19.0	18.0	16.0	17.0	16.0
1922.....	17.0	17.0	18.0	18.0	18.0	17.0	16.0	16.8	16.0	14.0	14.0	14.0
1923.....	14.5	16.9	18.0	17.0	18.0	17.0	16.9	17.0	16.4	16.4	14.1	14.1
1924.....	15.2	16.6	16.8	17.2	18.2	17.8	17.4	18.2	17.5	16.9	16.4	15.5
1925.....	15.2	16.6	18.3	19.1	21.2	18.3	18.9	18.0	17.5	17.5	16.6	18.1

## TURKEYS

[Cents per pound]

Year	Jan.	Oct.	Nov.	Dec.	Year	Jan.	Oct.	Nov.	Dec.
1912.....		12.2	12.5	12.9	1919.....	24.8	24.0	26.0	20.0
1913.....	12.8	12.3	12.4	13.2	1920.....	28.5	25.0	28.0	30.0
1914.....	13.2	12.0	11.8	12.5	1921.....	30.0	23.0	27.0	31.0
1915.....	12.3	12.1	12.4	13.2	1922.....	30.0	22.0	31.0	30.0
1916.....	13.1	14.9	15.5	17.6	1923.....	25.8	24.1	20.0	19.5
1917.....	17.2	17.7	18.3	20.9	1924.....	17.5	22.0	18.9	20.0
1918.....	20.6	20.5	24.0	25.6	1925.....	20.9	18.5	26.7	28.2

TABLE 78.—Kansas: Monthly farm price—Continued

EGGS

[Cents per dozen]

Year	Jan.	Feb.	Mar.	Apr.	May	June	July	Aug.	Sept.	Oct.	Nov.	Dec.
1909		21	16	16	17	16	16	16	17	20	23	28
1910	28	22	15	17	16	16	14	14	17	20	23	26
1911	22	16	13	13	12	11	10	12	15	18	23	27
1912	28	24	18	16	16	14	14	14	16	20	23	24
1913	21	18	15	14	15	14	13	12	16	22	23	31
1914	30	22	19	15	16	15	14	15	18	19	23	27
1915	28	20	15	15	15	14	13	14	18	21	23	27
1916	26	22	15	17	17	16	18	17	22	23	32	34
1917	34	32	25	23	23	29	26	26	33	34	36	41
1918	46	42	30	28	28	25	28	29	34	40	48	57
1919	53	30	32	35	37	32	32	53	35	47	50	60
1920	54	40	36	34	34	30	32	30	43	49	59	62
1921	50	24	24	18	15	16	16	23	23	35	47	44
1922	24	27	17	18	10	16	16	15	22	23	30	43
1923	30	25	20	20	19	17	16	18	24	26	41	39
1924	31	29	17	17	18	16	10	22	27	34	39	42
1925	44	28	23	21	23	23	24	26	24	32	31	39

TABLE 79.—Kansas: December 1 farm price of crops, 1866-1925

Year	Wheat	Corn	Oats	Barley	Rye	Buck- wheat	Flax- seed	Pota- toes	Sweet pota- toes	Tame hay	Wild hay	Sor- ghum sirup
	Cts. per bu.	Cts. per bu.	Cts. per bu.	Cts. per bu.	Cts. per bu.	Cts. per bu.	Cts. per bu.	Cts. per bu.	Cts. per bu.	Dolls. per ton	Dolls. per ton	Cts. per gal.
1866	153	44	33	65	67	107		111		4.90		
1867	132	39	35	79	82	90		73		3.64		
1868	100	74	42	73	77	94		70	170	6.07		
1869	63	35	20	60	55	75		36	120	4.40		
1870	77	52	36	67	62	69		50	120	6.45		
1871	102	28	27	63	66	84		62	115	4.42		
1872	126	19	19	53	63	60		37	93	3.45		
1873	92	29	21	64	62	74		37	135	3.59		
1874	70	82	46	71	59	135		101	135	3.48		
1875	76	20	21	50	44	63		24	90	2.65		
1876	79	22	20	41	39	82		40		4.40		
1877	80	20	15	32	35	73		60		3.40		
1878	50	19	17	31	31	66		44		3.20		
1879	89	27	26	43	51	81		70	93	4.01		
1880	70	29	32	54	49	64		79	101	4.84		
1881	105	58	40	75	74	74		130		5.46		
1882	67	37	30	53	40	80		65	100	4.00		
1883	78	20	21	40	37	84		32	90	3.75		
1884	45	22	22	38	35	63		45	75	4.23		
1885	65	24	23	34	40	62		32	90	4.25		
1886	58	27	25	36	41	80		65	85	4.40		
1887	61	37	26	43	44	65		70	90	5.80		
1888	88	26	22	53	46	65		48	84	4.20		
1889	55	18	15	32	26	50		33	59	3.20		
1890	77	51	38	57	55	75		98	100	5.18		
1891	73	34	27	40	64	70		35	70	3.62		
1892	52	31	26	35	40	62		83		4.40		
1893	42	31	27	47	38	71				4.60		
1894	44	43	31	49	46	90		68	68	5.25		
1895	45	19	17	23	38	80		42	53	3.26		
1896	63	18	16	22	35			27	50	2.70		
1897	74	22	18	25	40			55	64	3.40		
1898	50	26	22	27	37			51		3.25		
1899	52	25	22	27	42			45	66	3.50		
1900	55	32	23	33	43			48	71	4.57		
1901	59	63	43	45	55	75		104	112	7.95		
1902	55	34	30	38	46	75	101	45	74	4.31		
1903	59	36	30	34	44	78	70	25	107	4.81		
1904	80	41	33	37	65	80	63	56	91	4.38		
1905	71	33	28	32	54	60	83	69	82	5.08		
1906	53	32	31	33	50	74	88	70	85	6.25		
1907	82	44	42	54	66	82	90	88	100	7.25		
1908	58	55	45	54	71	91	102	83	165	5.70		
1909	98	54	43	53	75	100	110	70	167	6.00		51

These prices are issued by States in December each year and published in supplements to Crops and Markets. Prices for recent years appear in current issues of the Yearbook. The full series for any single State is not available in this form elsewhere.

200 STATISTICAL BULLETIN 15, U. S. DEPT. OF AGRICULTURE

TABLE 79.—Kansas: December 1 farm price of crops, 1866-1925—Continued

Year	Wheat	Corn	Oats	Barley	Rye	Buck- wheat	Flax- seed	Pota- toes	Sweet pota- toes	Tame hay	Wild hay	Sorghum situp
	Cts. per bu.	Cts. per bu.	Cts. per bu.	Cts. per bu.	Cts. per bu.	Cts. per bu.	Cts. per bu.	Cts. per bu.	Cts. per bu.	Dolls. per ton	Dolls. per ton	Cts. per gal.
1910	84	45	34	45	73	90	210	90	103	7.80	-----	53
1911	91	45	45	60	81	98	190	106	130	9.90	-----	57
1912	74	40	35	40	68	78	139	73	103	7.00	-----	52
1913	79	78	45	55	75	80	118	81	110	12.50	-----	53
1914	95	63	42	47	80	90	125	77	106	7.40	8.10	56
1915	88	61	37	42	70	90	145	74	100	5.00	5.90	-----
1916	104	90	55	77	110	-----	234	165	150	7.00	7.40	-----
1917	108	125	64	115	107	-----	290	152	160	10.00	16.10	84
1918	109	140	73	95	-----	-----	350	144	222	19.40	18.30	108
1919	215	140	73	109	141	-----	380	190	185	18.80	14.90	122
1920	130	44	39	45	100	-----	180	150	160	10.20	10.00	125
1921	93	31	27	29	-----	-----	135	135	115	8.00	5.50	92
1922	98	91	41	45	70	-----	186	92	105	9.30	0.00	88
1923	91	64	43	40	75	-----	215	99	125	10.60	7.40	91
1924	128	87	47	65	98	-----	215	91	135	11.20	7.10	98
1925	148	66	44	58	98	-----	200	235	170	12.10	8.20	102

TABLE 80.—Kansas: January 1 farm values of livestock per head, 1867-1926<sup>1</sup>

Year	Horses	Mules	Milk cows	Other cattle	Sheep	Hogs	Year	Horses	Mules	Milk cows	Other cattle	Sheep	Hogs
	Dolls.	Dolls.	Dolls.	Dolls.	Dolls.	Dolls.		Dolls.	Dolls.	Dolls.	Dolls.	Dolls.	Dolls.
1867	49.92	61.42	23.30	17.08	1.63	5.99	1897	23.54	31.04	24.50	21.72	1.80	4.81
1868	48.03	58.29	21.57	15.65	1.93	4.39	1898	20.12	34.48	29.15	26.38	2.70	5.10
1869	53.93	59.59	22.02	10.82	1.93	5.03	1899	23.85	39.25	31.05	27.10	2.87	5.04
1870	60.44	70.94	30.85	22.55	1.74	5.81	1900	36.44	46.35	32.50	28.90	3.04	5.98
1871	65.18	83.23	34.74	26.05	2.29	8.02	1901	46.46	54.22	30.72	25.86	3.10	6.92
1872	51.06	70.14	28.20	19.22	2.14	5.05	1902	58.01	60.05	28.00	22.68	3.15	7.47
1873	47.33	60.07	25.79	18.24	2.18	4.72	1903	56.93	65.91	28.35	22.53	3.00	8.52
1874	48.10	60.75	23.00	17.18	1.67	4.60	1904	63.34	71.41	24.91	18.90	2.97	6.53
1875	39.58	53.57	18.40	14.91	2.12	3.30	1905	65.92	75.67	23.60	17.21	3.10	6.25
1876	43.57	50.54	20.56	16.64	2.46	7.82	1906	75.01	85.63	26.05	18.83	3.75	6.35
1877	46.03	60.02	21.50	15.84	2.28	7.34	1907	89.00	103.00	28.00	20.00	4.19	8.20
1878	49.64	68.57	23.04	18.62	2.25	5.80	1908	87.00	99.00	26.00	20.00	4.15	5.90
1879	40.88	63.18	21.80	17.43	2.27	3.03	1909	89.00	103.00	33.00	21.50	4.00	6.50
1880	48.62	63.62	23.68	20.32	2.23	5.28	1910	107.00	116.00	36.00	23.70	4.70	10.00
1881	48.07	63.65	26.43	20.69	2.64	6.07	1911	107.00	116.00	40.00	25.30	4.15	9.90
1882	51.24	65.40	25.62	22.10	2.50	6.15	1912	96.00	108.00	41.00	25.40	3.80	7.90
1883	61.22	82.12	30.80	24.07	2.40	8.37	1913	193.00	114.00	49.20	33.40	4.60	10.40
1884	72.57	91.55	33.60	27.12	2.30	7.03	1914	93.00	105.00	57.50	36.90	4.50	10.00
1885	74.43	91.50	31.00	25.81	1.93	6.19	1915	93.00	102.00	63.50	42.50	4.90	10.10
1886	69.68	89.64	25.46	22.94	1.60	4.86	1916	97.00	105.00	60.60	41.70	5.60	9.10
1887	71.23	87.07	26.27	22.41	1.75	5.53	1917	99.00	108.00	64.50	43.10	7.00	12.30
1888	67.34	86.32	22.41	20.37	1.76	5.66	1918	104.00	118.00	75.40	49.30	12.00	21.00
1889	65.40	86.32	20.36	18.26	1.78	5.35	1919	94.00	114.00	81.00	52.70	12.80	21.50
1890	63.40	75.93	18.00	16.71	1.99	5.58	1920	89.00	114.00	81.00	44.10	11.60	17.60
1891	58.27	72.68	18.30	16.75	2.25	3.95	1921	67.00	92.00	62.00	30.50	5.90	12.00
1892	59.18	71.85	18.40	16.78	2.34	4.76	1922	40.00	63.00	46.00	23.20	4.80	9.50
1893	55.69	66.90	18.50	16.22	2.50	7.00	1923	46.00	64.00	46.00	23.00	7.30	11.00
1894	40.42	58.41	18.15	16.54	1.97	0.83	1924	43.00	61.00	50.00	25.00	7.10	9.00
1895	27.47	37.64	19.21	18.92	1.67	5.41	1925	40.00	63.00	49.00	26.00	6.10	12.00
1896	34.00	32.52	22.12	19.20	1.60	5.97	1926	48.00	66.00	52.00	29.60	6.30	14.50

<sup>1</sup> These prices are issued by States in January or February each year and published in supplements to Crops and Markets. Values for recent years appear in current issues of this Yearbook. The early years of the series are available only in the issues in which published at the time, only a few years in any one place.

TABLE 81.—Kansas: January 1 farm values of livestock per head by ages and groups, 1894-1926<sup>1</sup>

Year	Horses			Mules			Cattle			Sheep			Rums
	Under 1 year old	1 and under 2 years	2 years and over	Under 1 year old	1 and under 2 years	2 years and over	Under 1 year old	1 and under 2 years	2 years and over	Under 1 year old	Ewes 1 year and over	Wethers 1 year and over	
	Dolls.	Dolls.	Dolls.	Dolls.	Dolls.	Dolls.	Dolls.	Dolls.	Dolls.	Dolls.	Dolls.	Dolls.	Dolls.
1894	16.70	24.03	46.89	21.57	31.82	60.45	0.77	11.84	22.50	1.43		2.23	
1895	10.34	16.38	32.13	14.28	21.71	42.09	7.30	12.40	22.75	1.16		1.91	
1896	9.36	14.31	28.02	13.59	19.74	36.09	8.75	14.83	25.31	1.18		1.81	
1897	9.68	14.43	27.34	13.53	19.23	34.90	10.50	10.95	28.30	1.38		2.00	
1898	11.80	17.10	29.08	15.30	21.75	38.07	13.75	21.15	33.76	2.15		3.10	
1899	13.55	16.45	34.26	17.40	25.00	43.01	14.15	21.70	34.68	2.20		3.20	
1900	14.85	23.90	42.05	22.05	31.60	51.46	15.50	23.25	36.76	2.30		3.40	
1901	10.92	28.20	50.35	25.11	39.08	64.03	14.01	21.57	34.03	2.44		3.51	
1902	21.59	31.85	57.61	27.94	40.36	71.81	11.44	15.58	30.30	2.42		3.51	
1903	25.43	37.11	61.39	33.20	48.75	77.23	12.80	19.01	28.73	2.48	3.05	3.75	
1904	27.43	41.21	68.38	34.72	53.07	83.90	10.45	15.88	24.71	2.32	3.09	3.74	
1905	27.72	42.52	71.27	37.39	55.63	88.69	6.26	15.00	22.31	2.42	3.20	3.81	
1906	32.00	49.00	81.00	43.00	65.00	100.00	10.00	15.50	25.00	2.75	4.00	4.75	
1907	40.00	60.00	96.00	52.00	75.00	121.00	11.00	17.50	26.00	3.30	4.40	5.10	
1908	39.00	59.00	94.00	51.00	75.00	115.00	11.25	17.50	25.00	3.40	4.35	4.90	
1909	43.00	65.00	95.00	53.00	79.00	122.00	12.00	18.50	28.00	3.20	4.20	4.90	
1910	49.00	74.00	115.00	62.00	90.00	134.00	13.10	20.70	30.70	3.80	4.90	5.70	
1911	48.00	74.00	115.00	61.00	90.00	134.00	13.60	21.70	33.00	3.40	4.50	5.00	
1912	45.00	68.00	103.00	56.00	84.00	126.00	14.70	23.00	34.00	3.20	3.90	8.50	
1913	49.00	71.00	112.00	60.00	87.00	133.00	17.50	30.00	43.00	4.00	4.00	8.70	
1914	43.00	66.00	102.00	53.00	79.00	122.00	20.00	32.00	48.00	3.70	4.00	7.40	
1915	45.00	67.00	101.00	55.00	78.00	118.00	24.00	38.00	54.00	4.20	5.00	8.00	
1916	46.00	68.00	100.00	54.00	80.00	122.00	24.00	37.00	53.00	4.50	5.60	10.50	
1917	46.00	70.00	108.00	56.00	82.00	126.00	25.50	38.00	54.50	0.50	7.90	7.50	13.00
1918	48.00	73.00	113.00	61.00	89.00	138.00	27.50	43.00	63.50	10.00	13.00	12.00	19.00
1919	45.00	66.00	103.00	59.00	87.00	133.00	29.00	46.00	68.00	10.40	14.00	12.50	22.00
1920	35.00	55.00	87.00	59.00	87.00	137.00	26.00	42.00	62.00	9.50	12.50	11.00	22.00
1921	29.00	44.00	72.00	44.00	66.00	106.00	28.00	43.00	63.00	5.80	5.70	6.20	12.70
1922	21.00	31.00	53.00	29.00	43.00	72.00	13.50	22.00	34.00	4.00	4.60	5.00	9.00
1923	19.00	27.00	49.00	28.00	41.00	71.00	15.50	25.00	37.00	7.20	7.20	7.40	12.00
1924	18.00	27.00	45.00	28.00	40.00	67.00	15.00	24.00	35.00	7.00	7.00	7.00	13.00
1925	20.00	29.00	48.00	29.00	42.00	69.00	15.00	24.00	36.00	9.00	9.00	8.60	15.00
1926	22.00	31.00	50.00	32.00	45.00	73.00	18.00	29.00	40.00	9.20	9.10	16.00	

<sup>1</sup> These prices are issued by States in January or February each year and published in supplements to Crops and Markets. They appear for recent years in current issues of the Yearbook. The early years of the series are available elsewhere only in the issues in which they were published at the time.

TABLE 82.—Kansas: Value of farm products per unit by crop-reporting districts, 1924<sup>1</sup>

Item	Unit	District									State price, if any reported	
		1	2	3	4	5	6	7	8	9		
Values for 1924:		Dolls.	Dolls.	Dolls.	Dolls.	Dolls.	Dolls.	Dolls.	Dolls.	Dolls.	Dolls.	Dolls.
Corn, 56 pounds, shelled.	Bushel	0.88	0.95	0.98	0.90	0.97	0.94	0.93	0.95	0.92	0.92	
Corn cut for silage.	Ton	4.40	5.10	4.00	5.00	5.00	4.40	5.50	5.00	5.00		
Winter wheat	Bushel	1.18	1.22	1.25	1.20	1.20	1.19	1.22	1.19	1.21		
Spring wheat	do									1.17		
Oats	do	.57	.58	.52	.59	.59	.51	.63	.59	.51		
Barley	do	.72	.74	.77	.69	.75	.74	.67	.72	.71		
Rye	do	.62	.99	1.04	.93	.97	.95	.92	.95	1.01		
Flaxseed	do	2.00	2.00	2.00	2.00	2.00	2.03	2.00	2.00	1.97		
Buckwheat	do										.90	
Sorghums for grain.	do	.90	1.00	.90	.76	.91	.82	.82	.85	.84		
Soy beans, shelled.	do										2.75	
Cowpeas, shelled	do	2.50	2.50	2.50	2.50	2.50	2.33	2.50	3.00	2.55		

<sup>1</sup> These values were especially collected for 1924 and Jan. 1, 1925.

TABLE 82.—Kansas: Value of farm products per unit by crop-reporting districts, 1924—Continued

Item	Unit	District									State price, if any reported
		1	2	3	4	5	6	7	8	9	
Values for 1924—Con.											
Peanuts, ripe, unshelled.	Bushel										1.90
Cotton (lint)	Pound										
Tobacco	do.			0.28							.20
Potatoes	Bushel	1.08	1.00	.82	1.22	1.09	0.89	1.15	1.10	0.98	
Sweet potatoes or yams.	do.	1.60	1.66	1.37	1.50	1.32	1.24	1.05	1.63	1.22	
Apples	do.	1.20	1.12	1.10	1.22	1.19	1.10	1.30	1.16	1.23	
Peaches	do.	1.46	1.75	1.45	2.00	1.69	1.69	1.83	1.39	1.42	
Sugar beets for sugar.	Ton	8.00	3.50		8.00		4.00	8.00	8.00		
Hay, all kinds	do.	8.90	10.00	9.90	8.00	9.20	8.50	9.40	9.40	7.50	
Florwood, cut on farm, 4 by 4 by 8 feet.	Cord	3.90	6.20	5.10	5.00	6.30	5.00	7.00	5.00	5.20	
Milk, whole	Gallon	.25	.17	.15	.20	.15	.19	.19	.17	.17	
Butterfat	Pound	.304	.319	.332	.30	.321	.331	.322	.331	.33	
Cream	Gallon										
Wool	Pound	.31	.33	.33	.36	.34	.36	.38	.33	.35	1.15
Mohair	do.										
Eggs sold	Dozen	.23	.25	.25	.24	.25	.26	.24	.26	.26	.40
Chickens raised.	Head	.65	.65	.70	.62	.70	.67	.68	.68	.68	
Values for Jan. 1, 1925:											
Chickens	do.	.70	.77	.76	.75	.78	.84	.81	.82	.80	
Turkeys	do.	2.30	2.64	2.87	2.68	2.87	2.61	2.48	1.88	2.53	
Horses and colts, under 2 years.	do.	20.00	25.00	31.50	17.70	30.20	30.00	18.00	24.70	25.80	
Horses, 2 years and over.	do.	42.30	40.20	56.00	34.70	52.00	52.30	35.30	42.80	46.30	
Mules and mule colts, under 2 years.	do.	31.00	35.80	42.40	20.00	39.00	40.00	28.00	35.40	36.50	
Mules, 2 years and over.	do.	62.00	74.00	77.00	55.00	72.00	75.00	55.00	72.00	70.00	
Beef calves, under 1 year.	do.	14.60	15.80	18.20	15.60	16.00	18.20	15.40	14.40	14.70	
Beef heifers, 1 year and under 2.	do.	20.00	20.60	20.10	19.60	21.90	20.40	18.90	21.00	20.10	
Beef cows and heifers, 2 years and over.	do.	30.60	33.70	30.50	29.00	33.60	30.00	28.60	33.00	33.60	
Steers, 1 year and over.	do.	29.00	27.60	33.90	28.80	30.00	34.40	28.70	30.30	27.30	
Beef bulls, 1 year and over.	do.	44.00	38.10	45.00	37.00	36.20	43.80	36.10	31.60	38.10	
Dairy bulls, 1 year and over.	do.	45.00	43.00	50.00	44.00	39.00	51.00	41.00	44.00	42.00	
Dairy calves, under 1 year.	do.	14.80	14.50	16.80	15.00	13.00	15.30	13.70	14.30	13.60	
Dairy heifers, 1 year and under 2.	do.	26.40	25.60	29.70	25.30	25.00	28.30	22.50	27.40	24.60	
Dairy cows and heifers, 2 years and over.	do.	49.00	45.00	52.00	45.00	47.00	51.00	41.00	50.00	44.00	
Lambs, under 1 year.	do.	7.20	7.30	9.00	9.80	8.20	10.10	8.70	9.30	8.00	
Ewes, 1 year and over.	do.	8.00	8.50	10.00	9.00	8.00	10.90	9.20	9.70	8.90	
Rams and wethers, 1 year and over.	do.	9.80	9.00	10.40	12.50	12.50	10.00	7.80	9.80	9.00	
Goats and kids, all ages.	do.	4.50	7.00	5.60	7.00	3.00	5.40	3.90	4.00	5.00	
All pigs, 6 months and under.	do.	6.00	6.00	6.20	5.60	5.80	6.30	5.60	5.30	5.30	
Sows and gilts, 6 months and over.	do.	18.00	18.40	19.00	17.30	17.00	20.30	15.60	18.20	17.80	
All other hogs, 6 months and over.	do.	18.40	16.80	17.20	15.30	16.40	17.10	14.00	17.20	16.30	

TABLE 83.—Kansas: Wages of hired farm labor, 1866-1926<sup>1</sup>

Year and month	Rates per month		Rates per day		Year and month	Rates per month		Rates per day	
	With board	Without board	With board	Without board		With board	Without board	With board	Without board
	Dolls.	Dolls.	Dolls.	Dolls.		Dolls.	Dolls.	Dolls.	Dolls.
1866.....	13.95	23.00	0.84	1.16	1914.....	24.80	35.10	1.40	1.77
1869.....	13.40	21.26	.82	1.15	1915.....	25.70	36.10	1.47	1.87
1874 or 1875.....	12.72	20.14	.78	1.13	1916.....	27.30	38.10	1.55	1.98
1877 or 1879.....	13.20	20.55	.72	1.04	1917.....	33.00	46.00	2.00	2.50
1879 or 1880.....	13.43	21.78	.76	1.03	1918.....	40.50	56.40	2.74	3.38
1880 or 1881.....	14.60	22.49	.74	1.00	1919.....	49.50	65.50	3.71	4.47
1881 or 1882.....	15.87	23.85	.80	1.12	1920.....	57.60	77.50	4.30	5.20
1884 or 1885.....	16.00	24.70	.87	1.20	1921.....	35.00	50.70	2.40	3.00
1887 or 1888.....	16.05	24.25	.85	1.17	1922.....	32.50	46.70	2.19	2.75
1889 or 1890.....	15.05	22.75	.78	1.10	1923.....	35.00	50.60	2.32	2.90
1891 or 1892.....	16.20	24.20	.83	1.15	1923: January.....	30.50	44.60	1.79	2.40
1893.....	10.27	24.00	.85	1.10	April.....	32.00	48.00	1.75	2.40
1894.....	14.89	22.13	.79	.97	July.....	33.64	49.68	2.01	2.85
1895.....	15.46	23.14	.74	1.02	October.....	36.00	51.00	2.40	3.30
1898.....	16.62	23.66	.91	1.20	1924: January.....	32.00	47.00	2.10	2.80
1899.....	17.46	25.24	.98	1.27	April.....	33.00	48.00	2.00	2.70
1902.....	18.63	26.81	1.04	1.35	July.....	35.00	50.00	2.40	3.00
1906.....	21.20	30.54	1.27	1.62	October.....	37.00	51.00	2.40	3.10
1907.....	25.21	34.70	1.44	1.73	1925: January.....	33.00	47.00	2.10	2.75
1910.....	24.00	34.00	1.42	1.84	April.....	35.00	49.00	2.10	2.75
1911.....	23.70	33.70	1.28	1.71	July.....	36.00	51.00	2.50	3.15
1912.....	24.20	34.10	1.38	1.80	October.....	35.00	50.00	2.23	2.90
1913.....	24.00	33.70	1.35	1.75	1926: January.....	33.50	48.50	2.00	2.70

<sup>1</sup> Wages of hired farm labor are now published quarterly as collected in Crops and Markets supplements. Revised averages for the United States were published in the April, 1926, Supplement to Crops and Markets, but the State figures have not been heretofore published as an entire series.

TABLE 84.—Kansas: Farm lands, value per acre, 1912-1926<sup>1</sup>

Year	All farm lands		Plow lands			Year	All farm lands		Plow lands		
	With im- provements	Without im- provements	Poor	Good	All		With im- provements	Without im- provements	Poor	Good	All
	Dolls.	Dolls.	Dolls.	Dolls.	Dolls.		Dolls.	Dolls.	Dolls.	Dolls.	Dolls.
1912.....	53	39				1920.....	80	65	50	80	70
1913.....	50	37				1921.....	80	64	50	80	70
1914.....	51	38				1922.....	69	54	43	77	60
1915.....	53	40				1923.....	68	53	41	74	58
1916.....	57	45	39	62	51	1924.....	64	50	38	69	54
1917.....	60	47	37	69	53	1925.....	69	49	37	69	54
1918.....	64	53	42	74	58	1926.....	61	48	37	70	53
1919.....	69	55	44	77	61						

<sup>1</sup> The values of all farm lands have been collected from crop correspondents since 1912 and have been drawn on for various purposes, but not previously published as a series by States. The values of plow lands have been published as prepared in supplements to Crops and Markets and its predecessors and in the Yearbooks of the department, a few years at a time. The full series to 1926 by States is here published for the first time.

ADDITIONAL COPIES  
OF THIS PUBLICATION MAY BE PROCURED FROM  
THE SUPERINTENDENT OF DOCUMENTS  
GOVERNMENT PRINTING OFFICE  
WASHINGTON, D. C.  
AT  
30 CENTS PER COPY



**END**

© UPDATA 1981