



**AgEcon** SEARCH  
RESEARCH IN AGRICULTURAL & APPLIED ECONOMICS

*The World's Largest Open Access Agricultural & Applied Economics Digital Library*

**This document is discoverable and free to researchers across the globe due to the work of AgEcon Search.**

**Help ensure our sustainability.**

Give to AgEcon Search

AgEcon Search

<http://ageconsearch.umn.edu>

[aesearch@umn.edu](mailto:aesearch@umn.edu)

*Papers downloaded from **AgEcon Search** may be used for non-commercial purposes and personal study only. No other use, including posting to another Internet site, is permitted without permission from the copyright owner (not AgEcon Search), or as allowed under the provisions of Fair Use, U.S. Copyright Act, Title 17 U.S.C.*

SB 14 (1927)

USDA STATISTICAL BULLETINS

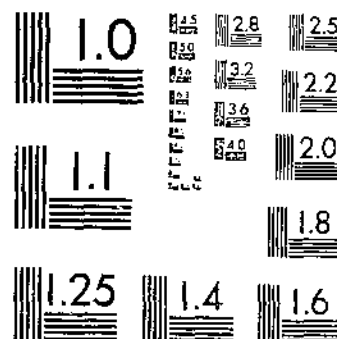
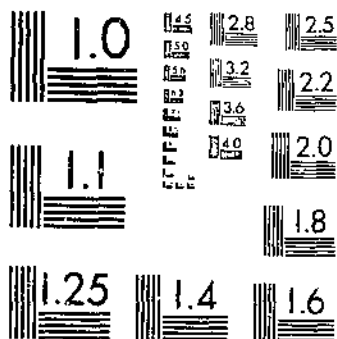
UPDATING

PRICES OF FARM PRODUCTS RECEIVED BY PRODUCERS IN SEVEN NORTH ATLANTIC STATES

SALES OF FRESH MILK

1902

# START



© UPDATA 1981

MICROCOPY RESOLUTION TEST CHART  
NATIONAL BUREAU OF STANDARDS-1963-A

MICROCOPY RESOLUTION TEST CHART  
NATIONAL BUREAU OF STANDARDS-1963-A

Sen

67-13  
010.5

UNITED STATES DEPARTMENT OF AGRICULTURE  
STATISTICAL BULLETIN NO. 14

Washington, D. C.

★

January, 1927

PRICES OF FARM PRODUCTS RECEIVED  
BY PRODUCERS

I. NORTH ATLANTIC STATES

Monthly Prices Through 1925 and Other Data, by States,  
With Comparable Data for Earlier Years

*Prepared by the Bureau of Agricultural Economics*

CONTENTS

	Page
Introduction . . . . .	1-5
Tables for Maine . . . . .	6-19
Tables for New Hampshire . . . . .	19-31
Tables for Vermont . . . . .	31-43
Tables for Massachusetts . . . . .	44-55
Tables for Rhode Island . . . . .	56-66
Tables for Connecticut . . . . .	67-78
Tables for New York . . . . .	79-93
Tables for New Jersey . . . . .	94-106
Tables for Pennsylvania . . . . .	107-121

U. S. DEPARTMENT OF AGRICULTURE STATISTICAL BULLETIN NO. 14-20



WASHINGTON  
GOVERNMENT PRINTING OFFICE  
1927

Los Angeles Public Library 1927

# CONTENTS

	Page		Page
Introduction.....	1-5	Rhode Island—Continued.	
<b>Maine:</b>		Value of farm products per unit, by crop-reporting districts, 1924, Table 33.....	65
Monthly farm prices, Table 1.....	6-15	Wages of hired farm labor, 1866-1926, Table 34.....	66
December 1 farm price of crops, 1866-1925, Table 2.....	16	Farm lands, value per acre, 1912-1926, Table 35.....	66
January 1 farm values of livestock per head, 1867-1926, Table 3.....	17	<b>Connecticut:</b>	
January 1 farm values of livestock per head, by ages and groups, 1894-1926, Table 4.....	17	Monthly farm prices, Table 36.....	67-75
Value of farm products per unit, by crop-reporting districts, 1924, Table 5.....	18	December 1 farm price of crops, 1866-1925, Table 37.....	76, 78
Wages of hired farm labor, 1866-1926, Table 6.....	18	January 1 farm values of livestock per head, 1867-1926, Table 38.....	78
Farm lands, value per acre, 1912-1926, Table 7.....	19	January 1 farm values of livestock per head, by ages and groups, 1894-1926, Table 39.....	77
<b>New Hampshire:</b>		Value of farm products per unit by crop-reporting districts, 1924, Table 40.....	77
Monthly farm prices, Table 8.....	19-27	Wages of hired farm labor, 1866-1926, Table 41.....	78
December 1 farm price of crops, 1866-1925, Table 9.....	28	Farm lands, value per acre, 1912-1926, Table 42.....	78
January 1 farm values of livestock per head, 1867-1926, Table 10.....	28	<b>New York:</b>	
January 1 farm values of livestock per head, by ages and groups, 1894-1926, Table 11.....	29	Monthly farm prices, Table 43.....	79-86
Value of farm products per unit, by crop-reporting districts, 1924, Table 12.....	29	December 1 farm price of crops, 1866-1925, Table 44.....	90
Wages of hired farm labor, 1866-1926, Table 13.....	30	January 1 farm values of livestock per head, 1867-1926, Table 45.....	91
Farm lands, value per acre, 1912-1926, Table 14.....	31	January 1 farm values of livestock per head, by ages and groups, 1894-1926, Table 46.....	91
<b>Vermont:</b>		Value of farm products per unit by crop-reporting districts, 1924, Table 47.....	92
Monthly farm prices, Table 15.....	31-40	Wages of hired farm labor, 1866-1926, Table 48.....	93
December 1 farm price of crops, 1866-1925, Table 16.....	40, 41	Farm lands, value per acre, 1912-1926, Table 49.....	93
January 1 farm values of livestock per head, 1867-1926, Table 17.....	41	<b>New Jersey:</b>	
January 1 farm values of livestock per head, by ages and groups, 1894-1926, Table 18.....	42	Monthly farm prices, Table 50.....	94-103
Value of farm products per unit by crop-reporting districts, 1924, Table 19.....	42	December 1 farm price of crops, 1866-1925, Table 51.....	103, 104
Wages of hired farm labor, 1866-1926, Table 20.....	43	January 1 farm values of livestock per head, 1867-1926, Table 52.....	104
Farm lands, value per acre, 1912-1926, Table 21.....	43	January 1 farm values of livestock per head, by ages and groups, 1894-1926, Table 53.....	105
<b>Massachusetts:</b>		Value of farm products per unit by crop-reporting districts, 1924, Table 54.....	105
Monthly farm prices, Table 22.....	44-52	Wages of hired farm labor, 1866-1926, Table 55.....	106
December 1 farm price of crops, 1866-1925, Table 23.....	52, 53	Farm lands, value per acre, 1912-1926, Table 56.....	106
January 1 farm values of livestock per head, 1867-1926, Table 24.....	53	<b>Pennsylvania:</b>	
January 1 farm values of livestock per head, by ages and groups, 1894-1926, Table 25.....	54	Monthly farm prices, Table 57.....	107-117
Value of farm products per unit by crop-reporting districts, 1924, Table 26.....	54	December 1 farm price of crops, 1866-1925, Table 58.....	118
Wages of hired farm labor, 1866-1926, Table 27.....	55	January 1 farm values of livestock per head, 1867-1926, Table 59.....	119
Farm lands, value per acre, 1912-1926, Table 28.....	55	January 1 farm values of livestock per head, by ages and groups, 1894-1926, Table 60.....	119
<b>Rhode Island:</b>		Value of farm products per unit by crop-reporting districts, 1924, Table 61.....	120
Monthly farm prices, Table 29.....	56-63	Wages of hired farm labor, 1866-1926, Table 62.....	121
December 1 farm price of crops, 1866-1925, Table 30.....	63, 64	Farm lands, value per acre, 1912-1926, Table 63.....	121
January 1 farm values of livestock per head, 1867-1926, Table 31.....	64		
January 1 farm values of livestock per head, by ages and groups, 1894-1926, Table 32.....	65		

# UNITED STATES DEPARTMENT OF AGRICULTURE

## STATISTICAL BULLETIN NO. 14

WASHINGTON, D. C.

\*

JANUARY, 1927

### PRICES OF FARM PRODUCTS RECEIVED BY PRODUCERS

#### 1. THE NORTH ATLANTIC STATES

Monthly Prices Through 1925 and Other Data, by States, with Comparable Data for Earlier Years

Prepared by the Bureau of Agricultural Economics<sup>1</sup>

#### INTRODUCTION

Prices received by producers in their local markets have been collected for a number of years and have been published as "farm prices" as distinguished from "wholesale prices" of farm products at the central markets. Farm prices of crops and livestock in the several States have been regularly collected by the United States Department of Agriculture beginning with the prices of major crops on December 1, 1866, and values of livestock on January 1, 1867. This large volume of statistics regarding farm prices is now compiled and presented in a form ready for use as basic data by students generally for more specialized studies in many directions.

From 1866 to 1908 the prices were collected annually. Since January, 1908, prices of the more important farm products have been collected monthly in addition to the yearly prices.

The monthly prices of farm products, by States, assembled from the original records of the department are comparable with those now issued. The necessary conversions to the 15th of the month basis have been made by averaging the prices reported on the first of two successive months.

The farm prices of crops on December 1, 1866-1925, published, by crops, in many different volumes, are now brought together, by States. The farm values of livestock per head, January 1, 1867-1926, similarly published, are also brought together. Beginning with 1894, January 1 values of livestock have been obtained by age groups in each class, the full series to January 1, 1926, being given for each State in this bulletin. Average prices of farm crops for the crop year of 1924-25, livestock products for the calendar year 1924, and the value of livestock on farms January 1, 1925, by crop-reporting districts, were obtained by special inquiry in 1925 and have not been previously published. The tables containing these prices for

<sup>1</sup> Prepared under the direction of Charles F. Sarte and Charlotte M. Ward, Division of Crop and Livestock Estimates.

each State show the price relationships prevailing at the time in different sections of the State and constitute the only general series of farm prices published by the department for areas smaller than a State. The location and approximate extent of the crop-reporting districts are indicated in Figure 1 for use in connection with these prices for the crop year 1924-25.

The wages of hired farm labor since 1866 are presented by States. The series of wages per day "other than harvest labor" published annually prior to 1924 was found to be reasonably comparable with wage data collected quarterly. A series of values of farm lands with and without improvements since 1912 are published for the first time in addition to the series of values of plow lands since 1916 as previously published.

The most readily available source of current data for bringing the several series forward to date is the supplement to the periodical, Crops and Markets, published monthly by the department. The yearbooks of the department regularly contain many of the data so published, usually in a somewhat different arrangement. For immediate current use the most widely important items may be gathered as soon as prepared from the mimeographed releases issued from Washington, and locally through the agricultural statisticians or the Crop and Livestock Market News Service offices of the department.

#### RELIABILITY OF THE DATA

The general confidence in the farm-price statistics of the department has sound foundation in practical use and in theory. This is particularly true with respect to their use in studies of price movements over a period of time. Every effort within the means of the department has been made to obtain and report prices which are reliable in every way. In the nature of the case, however, the prices for the major products are more reliable than for those less generally produced for sale, and for the States of heaviest production than for the States with small production.

Absolute accuracy of a reported price would mean that such a price is identical with that computed from reports of the total quantity sold and the total receipts from such sales. It is manifestly impossible to obtain such reports. Essentially accurate prices are obtained by averaging large numbers of reports, the measure of reliability being the size of the probable difference between the reported average price and the average of an indefinitely increased number of individual quotations. Tested in this way, many of the prices reported in the tables would not be materially changed by a much more extensive system of reports than that now in use.

The prices reported to the Department of Agriculture are the prices at which the products first changed hands when sold by the producer, usually the price the farmer receives in his local market. For most farm products there is no price "at the farm"; the prices called such include the variable item of cost to the farmer of transporting the product to the place where it changes hands.

The prices are for no specific grade or quality, which accounts for much of the variability in the average price. The reporter states the price prevailing for the grades and qualities within his observation. Of the major crops hay regularly shows a wide range in the price reported. The variations in prices of apples, attributable to kind

and quality and method of selling, makes the sale average prices of apples much less reliable than the State averages of wheat, cotton, hogs, etc. Oat prices are somewhat affected by sales for seed as well as for feed.

Of the classes of livestock the prices of horses and milk cows show the widest variation, most noticeable in comparisons of the reported average prices for December 15 and for January 15 and the average values on January 1. Lack of complete agreement between these averages reflects the difference between prices for animals sold during the month and the values of animals of all ages and grades on the farms.

A somewhat detailed study of the reliability of the price data here included indicates that the prices of the more important farm products are based on a sufficient number of reports to render them reasonably stable and reliable. It is not feasible to strive for the same high degree of reliability with the minor products or with those products which are little sold by farmers, because of the large number of reporters that would be necessary. But even with the minor products the price data afford valuable information as to the general trend of prices over a period of a year or more.

Where monthly farm prices of important farm products in States of surplus production have been compared with primary market prices, the relationship existing over a period of years has been remarkably close. When farm prices have been compared for neighboring States where conditions are similar the price movements have kept very closely in step month by month.

The December 1 prices of farm crops and the January 1 value of livestock per head have been obtained from the reports of crop reporters, a much larger list than the monthly price-reporter list, which is made up almost entirely of small-town dealers in farm products, merchants, and a few well-informed farmers. Prior to January, 1924, the monthly prices of farm crops were obtained from farmers—the county crop reporters—of the Department of Agriculture. Since that time prices of all farm products have been obtained from the price reporters. In the small States the December 1 prices of farm crops and the January 1 values of livestock per head are probably more reliable than the monthly prices, as they are based on a much larger number of price reports.

Prior to 1894 the January 1 value of all classes of livestock per head was obtained by asking the farmer to report on the average value of all ages for the different classes of livestock. Beginning with 1894 the values of horses, mules, other cattle (not milk cows), and sheep have been obtained by age groups, and the values, by age groups, have been weighted by the relative number of each of the age groups according to the latest census report, to determine the average value of the class. This change in method would tend to break somewhat the comparability of the January 1 values of livestock for classes where the change was made. No change was made with milk cows or hogs.

The State averages are made up of prices reported from both surplus and deficit producing areas within the State. The price in a surplus area is roughly equivalent to the primary market price less the costs of marketing, whereas the price in a deficit area is roughly equivalent to the price in the farthest surplus-producing area from



which it draws its supplies, plus cost of transportation and handling. With a bulky crop, such as potatoes, there may be considerable difference between the prices prevailing in surplus and deficit producing areas within the same State. The "farm price" reflects these differences, being higher than the price in the section of heaviest surplus and lower than the price in the deficit sections. The farm price of cabbage serves as a measure of the general trend of cabbage prices, but does not reflect the wide fluctuations which occur in a surplus area.

The averages tend to be self-weighting. To overcome as far as possible deficiencies in natural distribution of reports, the prices for the major crops from each crop-reporting district are first averaged and the district averages combined into the average price for the State by weighting them by the number of acres of the crop in the several districts for the latest available year. The prices of minor crops, livestock, and livestock products are not weighted, but there are usually more reports from those parts of a State where the sales of a particular product are more frequent.

The State averages are combined into average prices for the United States (as published in current releases, in the monthly supplements to Crops and Markets and in the yearbooks of the department), weighted in the case of crops by the latest estimate of production of each crop; livestock, by the number of head of each class on farms January 1; and livestock products and a few other products, by production as reported by the census.

The prices here published have been revised and corrected as far as possible with the data available. They are subject to defects in representativeness, to fluctuations in the sample, especially when the sample is small, and possibly to some error in computation. There may still be some prices inconsistent with the series. The Department of Agriculture wishes to be advised of such misfits in order that appropriate revision may later be made. Gaps in the tables for some products mean that not enough prices were reported to justify an estimate for the month.

No yearly average of wages of hired farm labor has been computed for individual States for the years 1924 and 1925, when these data were collected quarterly. The overlapping of the series reported annually through 1923 and quarterly, beginning with January, 1923, provides the means of computing averages for 1924 and 1925 by some combination of the quarterly rates.

For the United States a simple average of the rates of wages, by the month, for April, July, October, and the following January seems entirely satisfactory for comparisons with earlier years, whereas an average computed with weights of 1 for April, 5 for July, 5 for October, and 1 for the following January seemed most suitable for the series of wages by the day.

The method used for computing the average from quarterly data is not satisfactory for many individual States. A suitable method for any particular State may be devised by experimentation, as indicated. Published records do not reveal the year to which the averages of the inquiries made in the spring of 1875 and later years, through 1892, apply. From 1866 to 1890 the wage rates, by the month, apply to labor hired by the year. Since 1891 no distinction was made between labor hired by the year and that hired for the season.

The land values are reported on March 1 each year and represent the average of crop reporters' judgment of land values in their localities. The values represent relative changes in land values. It is

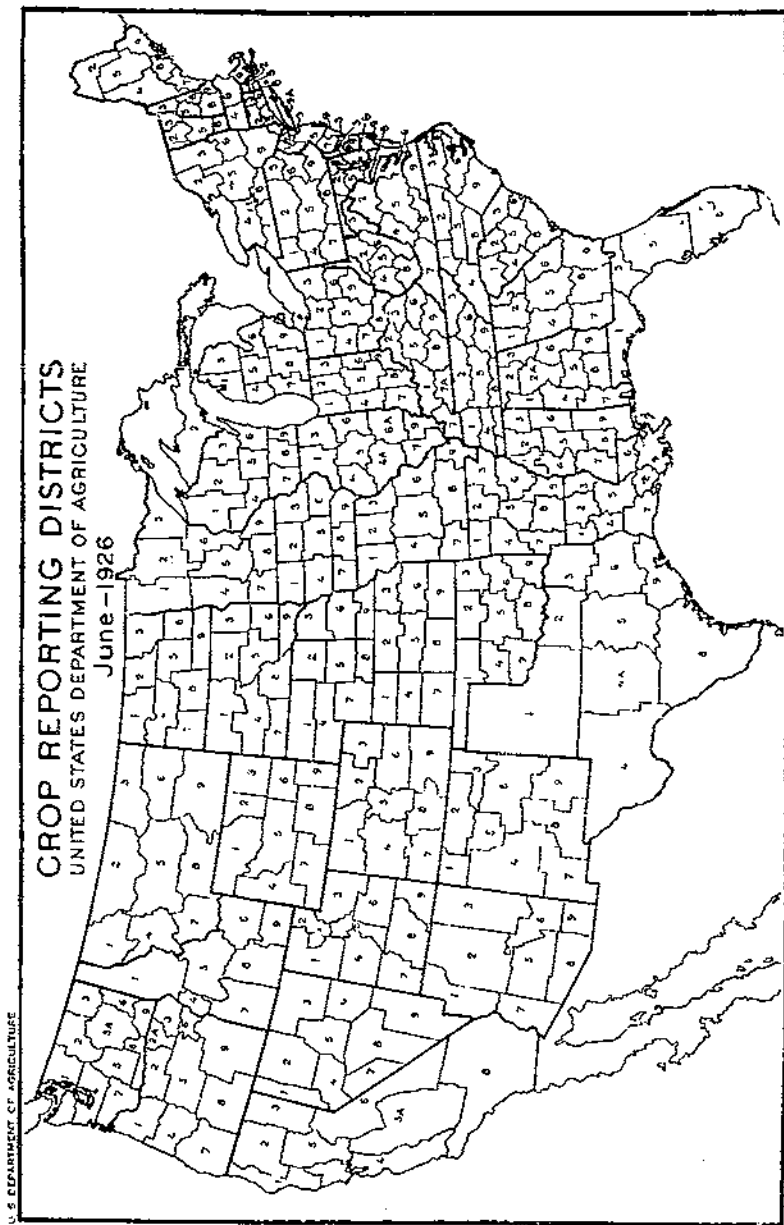


FIG. 1.—This map will prove useful in interpreting the tables of prices by crop-reporting districts, 1924-25

suggested that the best use of these land-value figures would be as the basis for index numbers of changes in land values over a period of years.

List of Products for Which Monthly Farm Prices Appear, by States

Products	Maine	New Hampshire	Vermont	Massachusetts	Rhode Island	Connecticut	New York	New Jersey	Pennsylvania
Wheat	X		X				X	X	X
Bran	X		X				X	X	X
Rye		X	X		X	X	X	X	X
Corn	X	X	X	X	X	X	X	X	X
Oats	X	X	X	X	X	X	X	X	X
Barley	X	X	X	X	X	X	X	X	X
Buckwheat	X		X				X	X	X
Apples (bushel)	X	X	X			X	X	X	X
Apples (barrel)	X	X	X	X	X	X	X	X	X
Peaches						X	X	X	X
Pears							X	X	X
Grapes							X	X	X
Cabbage							X	X	X
Onions	X	X	X	X	X	X	X	X	X
Potatoes	X	X	X	X	X	X	X	X	X
Sweet potatoes							X	X	X
Tomatoes							X	X	X
Turnips	X	X	X	X	X	X	X	X	X
Beans, dry	X	X	X	X	X	X	X	X	X
Cottonseed meal (as bought)	X	X	X	X	X	X	X	X	X
Hay, loose	X	X	X	X	X	X	X	X	X
Hay, alfalfa							X	X	X
Hay, clover	X	X	X	X		X	X	X	X
Hay, timothy	X	X	X	X	X	X	X	X	X
Maple sugar	X	X	X	X	X	X	X	X	X
Maple sirup	X	X	X	X			X	X	X
Beef cattle	X	X	X	X			X	X	X
Veal calves	X	X	X	X	X	X	X	X	X
Milk cows	X	X	X	X	X	X	X	X	X
Milk, wholesale	X	X	X	X	X	X	X	X	X
Butter	X	X	X	X	X	X	X	X	X
Butterfat	X	X	X	X	X	X	X	X	X
Hogs	X	X	X	X	X	X	X	X	X
Sheep	X	X	X	X	X	X	X	X	X
Lambs	X	X	X	X	X	X	X	X	X
Wool	X	X	X	X	X	X	X	X	X
Horses	X	X	X	X	X	X	X	X	X
Chickens	X	X	X	X	X	X	X	X	X
Turkeys	X	X	X	X	X	X	X	X	X
Eggs	X	X	X	X	X	X	X	X	X

TABLE 1.—Maine: Monthly farm price<sup>1</sup>

## WHEAT

(Cents per bushel)

Year	Jan.	Feb.	Mar.	Apr.	May	June	July	Aug.	Sept.	Oct.	Nov.	Dec.
1908	103	105	102	99	100	101	103	106	107	107	106	103
1909	102	106	108	112	114	113	115	112	112	114	111	110
1910	109	106	109	114			116	112	112	112	107	111
1911	114	113	108			118	124	116	110	112	111	110
1912	110											
1913												
1914												
1915											113	
1916												
1917												178
1918												
1919	250	225	200			228			232	238	235	244
1920	225	228	225	232	245	250				225	215	222
1921						204	226	222	206	210	188	203
1922	210	235	225	200	210							188
1923	170				120		158					170
1924	145	144	149	140	135	130	130	142	145	145	114	
1925							178			138	150	

<sup>1</sup> These prices are the estimated prices of farm products received by producers on the 15th of the month as currently reported in the supplements to Crops and Markets, monthly, by States; or, in the case of some products for which prior to January, 1924, prices were reported on the 1st of the month, converted to the 15th of the month by averaging the prices reported on the 1st of two successive months. Prices were first collected monthly in 1908, the list being extended from time to time. All the available monthly prices are shown.

TABLE 1.—Maine: Monthly farm price—Continued

BRAN (AS BOUGHT)

[Dollars per ton]

Year	Jun.	Feb.	Mar.	Apr.	May	June	July	Aug.	Sept.	Oct.	Nov.	Dec.
1910	20.00	20.30	30.40	29.00	26.70	20.00	29.20	23.60	28.50	28.50	27.60	28.70
1911	23.50	28.50	28.70	29.70	20.40	29.00	28.70	28.30	29.00	20.70	30.20	20.70
1912	30.50	32.09	33.40	34.10	33.40	33.60	31.80	31.80	30.50	29.50	20.40	28.00
1913	28.20	28.00	27.60	26.50	26.70	26.70	27.00	28.10	29.10	20.30	27.70	28.80
1914	29.80	29.39	29.60	31.80	31.30	30.80	29.30	30.40	30.80	29.70	29.10	29.90
1915	30.30	31.70	31.10	34.50	30.60	30.70	30.80	30.90	30.90	29.90	28.60	28.40
1916	28.90	29.60	29.70	28.80	29.60	29.60	29.00	30.00	29.50	30.70	34.10	33.80
1917	34.30	38.60	41.80	46.20	48.60	43.60	41.00	42.50	41.00	42.50	40.00	44.80
1918	47.00	47.70	50.90	52.10	50.30	47.20	53.50	49.70	50.00	52.00	48.50	47.50
1919	53.70	55.00	62.70	51.70	53.80	54.40	51.90	55.70	53.90	53.70	52.50	51.50
1920	53.80	51.50	56.30	59.00	61.00	64.20	64.00	62.50	62.00	60.00	55.00	49.30
1921	48.00	45.00	45.00	41.00	35.00	36.00	34.00	34.00	34.00	33.00	30.00	33.00
1922	33.00	35.00	37.00	38.00	37.00	36.00	34.00	35.00	33.00	34.00	37.00	36.00
1923	35.70	38.40	39.80	40.70	40.90	39.20	38.90	36.90	38.80	41.00	41.50	40.00
1924	39.00	39.70	38.60	37.60	36.50	35.00	35.60	37.40	37.50	37.40	37.60	39.00
1925	42.40	41.20	40.30	35.10	37.90	40.60	39.80	39.20	38.00	36.50	38.80	39.80

CORN

[Cents per bushel]

1908	77	76	76	79	84	88	86	88	91	90	87	80
1909	76	77	79	82	84	88	88	80	84	82	80	78
1910	78	80	79	78	78	76	76	76	74	72	70	70
1911	68	64	64	66	66	66	71	76	80	82	85	85
1912	80	82	84	86	91	91	88	88	80	88	80	72
1913	68	66	67	68	70	72	74	82	90	88	86	88
1914	86	84	84	82	82	85	86	84	99	94	89	86
1915	86	89	91	92	90	80	91	94	94	88	84	87
1916	90	90	90	90	92	94	94	100	106	123	128	122
1917	124	130	133	146	164	168	186	198	207	222	224	216
1918	202	209	211	205	106	222		208	186	181	174	168
1919	176	172	168	180	182	190	220	230	211	197	194	185
1920	174	186	194	192	208	227	226	202	182	152	120	128
1921	118	102	98	112	119	100	106	106	07	90	84	78
1922	78	78	85	93	94	91	80	92	02	98	103	98
1923	98	100	100	100	100	102	106	117	123	122	118	115
1924	105	101	106	106	100	95	105	130	135	135	140	130
1925	143	118	148		126		127	125	124	93	106	110

OATS

[Cents per bushel]

1908	62	62	62	64	66	69	69	67	64	62	60	60
1909	60	61	64	66	68	70	69	66	60	58	58	59
1910	61	62	62	62	68	62	60	67	56	54	49	48
1911	48	47	45	47	48	48	51	54	52	51	52	54
1912	55	58	62	67	70	71	68	64	56	62	50	50
1913	51	51	60	60	50	52	55	54	54	54	54	54
1914	64	68	50	58	58	58	60	56	51	51	60	60
1915	62	63	66	68	68	62	62	64	58	65	51	45
1916	70	55	54	56	62	64	62	62	60	66	68	68
1917	71	78	82	85	93	92	92	100	94	82	82	88
1918	94	100	104	100	110	106	102	100	102	99	92	94
1919	96	87	85	91	94	97	96	97	99	98	95	96
1920	100	102	110	119	132	138	136	124	106	88	80	78
1921	69	70	73	74	71	68	70	66	70	74	63	59
1922	61	62	66	66	70	75	74	66	56	47	44	47
1923	54	62	62	62	66	72	72	68	60	56	56	59
1924	59	59	60	65	68	63	66	69	67	65	62	64
1925	67	68	65	63	63	61	63	60	58	55	51	54

TABLE 1.—Maine: Monthly farm price—Continued

## BARLEY

[Cents per bushel]

Year	Jan.	Feb.	Mar.	Apr.	May	June	July	Aug.	Sept.	Oct.	Nov.	Dec.
1908	76	76	77	82	87	88	90	88	88	82	80	80
1909	80	85	88	91	90	92	90	85	80	78	78	75
1910	80	84	90	94	98	102	96	90	86	83	78	80
1911	82	78	78	82	84	86	80	86	80	79	74	88
1912	87	88	86	85	92	98	94	88	80	79	80	78
1913	76	74	74	76	81	80	88	80	80	79	78	82
1914	82	78	78	80	81	80	86	91	88	84	80	82
1915	82	82	84	88	85	84	84	80	70	75	76	77
1916	76	82	84	82	94	104	100	92	94	99	102	106
1917	106	100	102	111	126	154	144	112	105	113	125	130
1918	135	140	152	204	191	235	251	214	180	164	156	148
1919	146	145	146	140	135	151	168	160	158	168	169	168
1920	155	162	172	178	204	228	235	202	166	142	132	126
1921	103	110	114	113	117	135	155	135	118	113	94	90
1922	97	100	114	102	94	103	96	96	100	100	100	96
1923	91	95	95	112	112	112	108	100	100	95	105	95
1924	90	100	95	90	90	90	90	100	100	95	64	64
1925	90	100	95	90	100	100	90	100	100	95	64	64

## BUCKWHEAT

[Cents per bushel]

1908	68	68	68	70	72	78	82	83	80	74	73	74
1909	72	72	71	73	79	80	76	76	74	70	70	70
1910	72	74	76	76	74	74	75	73	72	70	68	69
1911	65	66	65	61	60	74	74	70	64	65	70	74
1912	78	76	78	75	85	100	100	86	72	74	72	75
1913	75	75	75	70	72	70	70	70	62	68	66	62
1914	68	66	64	63	61	65	70	70	62	54	58	70
1915	70	72	76	75	82	85	85	74	62	66	70	70
1916	88	85	80	86	81	88	91	92	102	100	92	92
1917	176	192	200	194	131	192	216	175	142	136	145	153
1918	180	188	192	182	175	175	165	156	206	178	172	165
1919	165	171	174	162	150	150	166	156	160	162	175	168
1920	102	105	105	100	102	110	124	128	120	125	130	129
1921	98	98	125	127	108	109	103	108	118	110	105	105
1922	100	100	100	95	105	115	108	118	118	102	98	78
1923	85	100	100	85	100	100	100	100	100	100	91	91
1924	100	100	100	104	100	100	100	63	63	65	110	92
1925	100	100	100	104	100	100	100	63	63	65	110	92

## APPLES

[Dollars per bushel]

1910	0.64	0.80	0.73	0.69	0.91	0.85	0.82	0.60	0.65	0.80	0.80	0.80
1911	.85	1.01	1.05	1.22	1.12	1.12	.82	.53	.50	.60	.50	.50
1912	.70	.53	.75	.75	1.20	1.00	.79	.55	.60	.51	.50	.50
1913	.57	.60	.62	.60	.75	.75	.65	.75	.45	.50	.50	.55
1914	1.20	1.30	1.10	1.15	1.30	1.25	1.00	.52	.47	.90	.91	.91
1915	.53	.60	.56	.55	.68	.85	.80	.75	.75	.75	.85	.85
1916	.95	.83	.83	.85	.83	.90	.90	.75	.75	.75	.85	.85
1917	.90	.95	1.00	1.00	.96	1.00	.95	.90	.90	.90	1.00	1.00
1918	.95	1.00	1.00	1.00	1.00	1.35	1.07	.93	1.02	1.05	1.10	1.10
1919	1.30	1.30	1.40	1.45	1.45	1.45	1.30	1.04	1.00	1.00	1.10	1.10
1920	1.30	1.30	1.35	1.30	1.40	1.30	1.25	1.35	1.33	1.25	1.30	1.25
1921	1.31	1.26	1.32	1.29	1.25	1.70	1.25	1.08	1.07	1.25	1.17	1.10
1922	1.25	1.35	1.40	1.42	1.40	1.65	1.08	1.05	1.13	1.05	1.00	1.00
1923	1.31	1.26	1.40	1.46	1.30	1.25	1.12	1.58	1.13	1.05	1.00	1.00
1924	1.05	1.04	1.03	1.00	1.00	1.20	1.25	1.34	.95	.90	.87	.87
1925	.98	1.06	1.10	.97	.98	1.00	.87	1.26	.92	.92	.85	.95

[Dollars per barrel]

1914	3.50	3.50	3.50	3.50	4.25	4.25	4.40	4.27	4.15	4.50	4.65	4.65
1915	1.60	1.70	1.50	1.60	1.60	2.00	1.75	2.15	2.55	1.50	2.50	2.50
1916	2.50	2.20	2.10	2.25	2.40	2.30	3.00	1.95	1.95	2.00	2.20	2.20
1917	2.35	2.70	2.75	2.95	2.60	2.60	3.00	2.50	2.75	3.00	2.80	2.80
1918	2.50	2.70	2.60	2.50	2.75	3.00	3.40	2.74	2.90	3.00	3.25	3.25
1919	3.50	3.90	3.90	4.50	4.40	3.00	3.40	3.20	3.00	3.20	3.50	3.50
1920	3.50	3.80	3.90	3.90	4.09	3.00	3.50	3.50	3.50	3.75	3.48	3.48
1921	3.50	3.60	3.91	3.39	3.60	3.00	3.50	4.09	4.00	3.90	4.00	4.00
1922	3.50	3.96	4.20	3.91	3.90	4.00	3.00	3.40	3.40	3.15	3.26	3.26
1923	3.50	3.73	3.80	3.53	3.70	3.00	3.50	3.15	2.45	3.00	2.90	2.90
1924	2.40	3.00	3.10	3.00	3.10	3.50	3.50	3.00	2.50	2.70	2.70	2.70
1925	2.87	2.98	2.94	2.80	2.95	3.00	2.50	2.75	2.60	2.30	2.30	2.50

TABLE 1.—Maine: Monthly farm price—Continued

CABBAGE  
(Dollars per 100 pounds)

Year	Jan.	Feb.	Mar.	Apr.	May	June	July	Aug.	Sept.	Oct.	Nov.	Dec.
1910	1.17	1.50	1.88	1.28	2.00	2.30		2.00	2.00	2.10	1.29	1.25
1911	1.46	2.00	1.90	1.50			5.00	1.87	2.00	.52	.98	1.43
1912	1.20	1.21	1.07	4.00	3.12			2.08	1.20	1.05	1.00	1.20
1913	1.10	.90	1.50	1.60	2.00			2.25	1.70	1.25	1.10	1.30
1914	1.80	1.67	1.82	2.60			3.00	1.50	1.15	1.00	1.25	.95
1915	1.20	1.45	1.15	1.95	2.40	2.80	1.83	1.43	1.00	1.30	1.20	1.25
1916	1.25	1.10	1.50	1.09	2.00	3.00	2.67	2.07	1.50	1.60	1.75	2.40
1917	4.00	5.60	6.70	8.60	8.60	5.80	3.60	2.20	1.65	1.50	2.00	2.25
1918	2.40	2.09	3.00	2.55	2.80		4.50	3.00	1.70	1.70	1.70	1.75
1919	2.00	2.10	2.20	3.20				3.60	2.60	2.29	2.30	2.70
1920	3.90	4.80	4.50	5.80	7.30		7.40	3.40	2.25	2.10	2.05	2.01
1921	2.07	2.07	1.94	2.32	2.12	5.00	3.63	2.52	2.71	2.52	2.50	2.50
1922	2.75	2.05	3.05	3.47	4.99	5.00	4.50	3.23	2.64	2.32	2.07	2.31
1923	2.40	2.70	3.10	3.85	5.00	4.40	4.40	3.65	2.20	2.28	2.10	2.10
1924	2.50	2.70	2.50	3.00	4.00	4.30	4.00	2.60	2.20	1.00	1.78	1.88
1925	2.03	2.10	2.50	2.20	3.10	3.00	4.92	2.90	2.55	2.10	2.25	2.25

ONIONS

(Cents per bushel)

1910								107	114	104	95	100
1911	100	98	112	100	125			95	100	100	100	100
1912	105	125			120				92	95	69	87
1913	78	80	50	60					110	105	105	105
1914	105	115	108	170	190			175	90	99	80	85
1915	100	89	95	98	100	108	130	98	105	100	110	105
1916	125	160	175	175	200	175		175	140	130	150	200
1917	220	370	480		210	225	225		200	195	175	185
1918	185	180	140	110	105	210			267	290	150	140
1919	140	160	200	230					210	210	230	250
1920	290	340	370	380					210	200	125	164
1921	148	180	111	143	221	300	213	215	199	215	200	275
1922	325	380	450	587	441	427		277	186	165	140	176
1923	200	190	230	210	380			250	275	200	230	230
1924	233	210	204	220	250	225	230	250	220	212	167	188
1925	194	250	190	233		200		280	233	179	200	212

POTATOES

(Cents per bushel)

1908	81	67	70	72	72	72	81	82	66	56	68	62
1909	64	68	70	79	85	85	85	74	57	50	48	48
1910	44	41	34	28	24	22	38	49	42	39	40	40
1911	35	34	34	39	42	52	94	108	77	66	72	84
1912	98	102	114	126	128	108	82	68	52	43	48	82
1913	60	48	42	40	56	56	42	52	56	52	52	54
1914	54	54	54	60	62	62	76	71	48	39	34	34
1915	32	29	28	28	28	24	27	34	40	60	75	78
1916	83	105	104	100	104	110	115	105	90	117	143	144
1917	166	222	242	245	273	260	228	172	144	130	136	130
1918	130	132	112	90	82	88	123	102	154	132	127	115
1919	105	92	84	61	98	106	140	158	138	124	130	146
1920	176	200	226	263	360	390	320	185	110	99	110	105
1921	72	58	65	50	38	23	60	133	122	82	84	82
1922	84	92	94	74	60	52	60	72	53	40	32	47
1923	62	68	72	92	84	69	83	98	98	82	70	75
1924	85	90	86	90	100	100	105	125	61	47	43	42
1925	41	53	44	39	39	56	67	138	85	125	200	194

TOMATOES

(Cents per bushel)

Year	Sept.	Oct.	Year	Sept.	Oct.	Year	Sept.	Oct.	Year	Sept.	Oct.
1912		70	1916	100	84	1920	165	145	1924	140	115
1913	85	80	1917	145	110	1921	112	125	1925	167	148
1914	65	90	1918	130	130	1922		164			
1915	95	104	1919	130	150	1923	140	113			



TABLE 1.—Maine: Monthly farm price—Continued

CLOVER HAY

[Dollars per ton]

Year	Jan.	Feb.	Mar.	Apr.	May	June	July	Aug.	Sept.	Oct.	Nov.	Dec.
1914										11.50	12.00	11.90
1915	12.50	13.50	11.50	12.00	13.30	15.80	12.80	13.70	14.50	13.10	14.80	13.80
1916	14.60	15.00	15.50	15.60	18.50	16.80	14.60	11.40	10.55	10.45	11.20	11.30
1917	11.10	11.00	11.20	11.00	10.50	10.75	0.80	9.30	0.00	10.30	10.00	10.00
1918	11.20	11.60	12.60	12.50	11.80	19.50	10.80	12.70	12.00	13.20	13.40	15.00
1919	14.00	15.10	17.00	16.50	20.00	22.50	20.80	20.00	18.40	22.30	20.70	21.10
1920	23.70	23.50	29.30	28.10	29.50	29.40	28.60	25.30	24.00	24.80	23.00	23.50
1921	21.00	19.00	18.00	10.00	18.00	19.00	21.00	20.00	22.00	21.00	21.00	22.60
1922	21.00	20.00	20.00	10.00	22.00	21.00	20.00	18.00	16.00	15.00	13.00	12.00
1923	14.00	12.50	12.40	13.00	13.00	12.10	13.50	12.00	13.00	13.50	13.00	12.40
1924	13.40	13.00	12.80	13.20	13.00	13.00	12.50	13.70	12.50	12.30	13.00	12.00
1925	11.50	12.00	11.00	10.50	11.20	10.50	12.20	13.00	12.00	13.00		10.00

TIMOTHY HAY

[Dollars per ton]

Year	Jan.	Feb.	Mar.	Apr.	May	June	July	Aug.	Sept.	Oct.	Nov.	Dec.
1914										13.10	14.00	14.00
1915	14.10	14.70	14.10	14.50	14.30	15.00	14.70	15.60	16.00	15.10	16.00	16.00
1916	16.90	16.50	16.30	17.80	19.40	19.40	17.20	13.20	12.70	12.30	12.35	12.45
1917	13.30	12.20	12.20	12.10	11.80	11.00	10.80	10.10	10.30	11.00	11.90	12.40
1918	12.50	12.60	13.50	13.40	12.00	12.50	12.70	13.00	14.00	14.40	15.30	16.00
1919	16.00	17.50	18.30	17.80	20.50	23.00	22.10	21.70	20.50	22.70	22.60	22.90
1920	24.80	26.40	30.20	32.30	31.10	31.70	31.60	28.50	26.00	25.00	26.00	25.40
1921	24.00	23.00	22.00	22.00	21.00	22.00	24.00	26.00	26.00	25.00	26.00	26.00
1922	24.00	23.00	23.00	22.00	26.00	24.00	22.00	20.00	18.00	17.00	16.00	15.00
1923	15.40	14.80	14.80	14.90	14.50	14.00	14.00	13.00	13.90	14.10	14.50	14.20
1924	14.50	14.30	14.00	14.00	13.50	14.00	14.00	16.20	14.00	14.30	14.00	13.50
1925	13.30	13.50	13.20	13.00	13.40	12.20	13.00	12.50	13.00	12.70	11.60	12.10

MAPLE SUGAR

[Cents per pound]

Year	Mar.	Apr.	May	June	Year	Mar.	Apr.	May	June
1913		25.0	25.0		1920		30.0	32.0	36.0
1914	20.0	16.0		12.0	1921	38.0	32.0	25.0	30.0
1915	19.0	18.6	21.0	18.5	1922	24.0	29.9	28.0	28.0
1916		23.0	20.0	22.0	1923	30.0	25.0	27.5	30.0
1917		22.0	23.0	25.0	1924		36.0	31.0	
1918			30.0		1925	29.0	37.3	26.4	35.0
1919	27.0	28.0		30.0					

MAPLE SIRUP

[Dollars per gallon]

Year	Jan.	Feb.	Mar.	Apr.	May	June	July	Aug.	Sept.	Oct.	Nov.	Dec.
1913		1.25	1.25	1.25	1.25	1920		2.80	3.05	3.10	2.90	
1914		1.25	1.25	1.25	1.25	1921		2.50	2.49	2.62	2.75	
1915		1.23	1.22	1.28	1.18	1922		2.40	2.09	2.09	2.00	
1916		1.30	1.25	1.25	1.25	1923		2.38	2.45	2.50	2.32	
1917			1.50	1.50	1.50	1924		2.50	2.40	2.32	2.35	
1918		1.55	2.20	2.20	2.20	1925		2.85	2.80	2.45	2.49	
1919		2.40	2.35	2.40	2.60							

BEEF CATTLE

[Dollars per 100 pounds]

Year	Jan.	Feb.	Mar.	Apr.	May	June	July	Aug.	Sept.	Oct.	Nov.	Dec.
1910	5.90	6.00	6.50	6.90	7.70	7.50	7.20	7.90	7.80	6.90	7.50	7.10
1911	6.90	7.00	6.50	7.30	7.40	6.00	5.50	6.20	6.60	5.50	5.90	5.00
1912	6.90	5.70	7.00	6.00	7.00	6.80	6.60	7.50	7.20	7.00	7.30	6.80
1913	6.70	6.60	7.50	7.60	7.80	7.80	7.40	7.00	7.00	7.50	6.80	6.80
1914	6.90	6.80	7.50	7.00	6.90	7.60	7.50	7.50	8.10	7.40	7.50	7.00
1915	6.90	6.90	7.00	6.80	6.70	7.10	7.10	7.50	6.80	6.80	6.60	6.70
1916	6.50	5.60	7.00	7.30	7.50	8.00	8.10	7.60	8.00	7.60	7.40	7.60
1917	7.70	8.40	8.70	0.60	9.50	9.60	9.60	9.50	10.30	9.70	9.30	10.30
1918	9.60	10.60	10.50	10.10	11.70	12.90	11.00	11.80	12.60	10.90	11.30	11.50
1919	11.50	10.60	11.80	11.50	11.90	11.70	11.10	11.10	9.50	8.60	9.70	10.30
1920	10.30	10.10	9.70	10.50	9.60	10.20	10.20	10.30	10.50	0.70	8.40	7.40
1921	7.80	8.40	7.90	7.60	8.30	8.00	7.20	7.20	7.00	6.90	6.70	6.80
1922	6.50	6.00	7.00	6.00	6.50	7.00	7.50	6.70	7.40	7.00	6.70	6.50
1923	7.00	7.00	6.80	7.00	7.50	7.50	7.40	7.20	7.60	7.10	6.50	6.80
1924	7.20	7.40	7.20	7.50	7.00	7.20	7.10	7.50	7.00	6.00	7.00	6.30
1925	7.30	7.40	6.80	8.10	7.40	6.20	6.50	7.50	6.80	7.90	7.00	8.00



TABLE 1.—Maine: Monthly farm price—Continued

VEAL CALVES

[Dollars per 100 pounds]

Year	Jan.	Feb.	Mar.	Apr.	May	June	July	Aug.	Sept.	Oct.	Nov.	Dec.
1910	7.50	7.00	8.20	7.40	8.00	8.50	8.20	7.80	8.10	7.90	8.00	9.00
1911	8.10	8.50	7.20	7.50	7.00	6.70	6.30	7.00	7.00	6.90	7.10	7.00
1912	7.50	7.50	7.50	7.30	7.00	7.40	8.00	7.80	7.60	8.00	7.80	7.80
1913	7.00	8.00	8.00	8.40	7.70	8.50	7.50	7.70	7.90	8.00	8.20	8.50
1914	8.00	8.70	8.70	7.80	7.80	8.10	8.70	9.50	8.80	8.70	8.70	8.50
1915	8.70	8.50	8.70	8.40	8.00	8.50	8.50	8.60	8.40	8.30	8.20	8.60
1916	8.10	8.60	9.00	8.90	8.60	9.20	9.30	9.00	9.50	9.50	9.50	9.80
1917	9.80	10.00	10.80	11.30	11.50	11.50	11.80	12.70	12.30	12.10	12.40	12.70
1918	12.50	13.60	13.10	13.50	12.90	13.70	13.10	13.60	14.30	13.70	13.70	14.10
1919	13.80	13.90	14.40	14.50	13.20	13.50	13.80	14.80	14.70	14.80	14.30	14.30
1920	14.40	14.40	14.30	14.00	13.00	13.00	13.00	13.60	14.00	13.20	12.60	12.00
1921	11.60	11.90	11.60	10.30	9.60	10.00	9.40	9.80	9.70	9.70	9.80	9.40
1922	9.60	9.60	10.50	9.70	8.50	8.80	8.70	9.30	9.90	10.10	10.30	9.70
1923	10.20	9.00	9.40	9.70	9.90	9.10	10.00	9.50	10.10	9.80	9.50	9.00
1924	10.50	11.30	10.40	10.90	10.00	9.70	10.00	9.80	9.50	10.00	9.80	9.60
1925	10.50	10.90	11.20	11.60	10.80	9.20	10.50	9.60	9.00	11.60	10.50	11.00

MILK COWS

[Dollars per head]

1910	42.80	42.50	43.70	42.30	49.70	46.70	46.70	47.20	52.00	47.00	47.00	47.90
1911	46.00	55.00	54.00	53.00	44.00	50.00	43.00	49.00	47.00	49.50	52.00	51.00
1912	46.60	50.00	50.00	50.50	53.00	54.00	50.50	51.00	49.50	50.60	51.00	51.00
1913	52.00	54.50	52.20	52.10	52.50	52.50	52.90	51.00	61.00	60.80	53.00	57.50
1914	57.00	53.00	55.50	56.40	57.00	56.30	52.00	60.00	60.00	55.00	55.00	53.00
1915	52.20	57.00	55.70	56.10	58.70	57.60	57.60	56.50	50.00	57.50	54.70	56.00
1916	59.60	58.30	57.60	60.80	62.30	60.00	62.00	50.00	60.00	60.50	62.50	62.20
1917	66.00	65.40	67.30	70.00	70.60	73.20	74.00	76.40	73.00	78.00	80.90	81.50
1918	70.30	81.40	81.00	82.00	85.00	85.40	86.10	87.10	83.00	84.00	79.00	79.00
1919	79.00	80.00	82.50	86.50	89.00	87.20	87.80	90.50	86.70	82.10	79.40	82.00
1920	82.70	82.50	80.80	83.50	82.10	81.30	70.50	77.80	80.00	78.00	72.00	64.40
1921	70.00	64.00	64.00	62.00	62.00	60.00	57.00	58.00	53.00	55.00	54.00	52.00
1922	50.00	52.00	55.00	50.00	57.00	55.00	61.00	61.00	57.00	57.00	62.00	62.00
1923	63.00	63.50	62.50	65.00	65.30	62.50	64.00	62.60	64.00	67.00	65.00	66.30
1924	64.00	66.30	67.00	65.00	64.10	65.00	64.00	65.00	65.00	64.00	62.10	63.60
1925	63.20	62.60	65.10	61.30	65.50	69.00	71.40	70.00	66.70	68.60	74.90	70.00

MILK, WHOLESALE

[Cents per gallon]

1910	23	26	26	23	25	24	24	21	23	22	22	23
1911	23	23	22	23	23	23	24	23	22	20	22	21
1912	23	21	22	24	24	21	23	25	24	25	22	22
1913	21	22	22	22	24	22	20	22	24	24	24	26
1914												25
1915	22	22	22	22	22	22	22	22	23	22	24	24
1916	22	23	23	23	23	21	22	22	23	23	24	25
1917	25	27	26	26	27	27	27	29	30	28	31	32
1918	31	32	32	32	32	31	33	33	33	33	35	35
1919	35	30	38	31	36	37	36	37	38	38	42	41
1920	42	41	40	39	49	49	50	42	44	44	46	42
1921	40	42	42	39	35	36	39	37	40	39	36	33
1922	36	36	36	36	35	35	35	34	36	34	35	36
1923	34	35	36	37	36	35	36	36				

[Dollars per 100 pounds]

1923												
1924	3.30	3.30	2.96	2.85	2.86	2.70	2.90	3.00	3.00	3.10	3.40	3.40
1925	3.20	3.00	2.50	2.90	2.54	2.60	3.10	2.84	2.80	2.89	3.25	3.07

TABLE 1.—Main: Monthly farm price—Continued

BUTTER

[Cents per pound]

Year	Jan.	Feb.	Mar.	Apr.	May	June	July	Aug.	Sept.	Oct.	Nov.	Dec.
1909		28	28	28	28	27	27	29	31	32	32	32
1910	32	30	30	30	30	28	28	28	30	30	31	31
1911	30	29	28	25	26	25	24	26	28	30	31	31
1912	31	32	32	30	30	29	20	30	30	32	32	32
1913	31	30	31	31	31	30	30	30	31	32	34	34
1914	32	32	32	30	30	28	29	30	31	32	32	32
1915	31	30	30	30	30	30	30	30	30	31	32	32
1916	32	31	32	32	32	32	32	32	32	34	36	37
1917	38	38	36	39	40	40	38	40	44	47	47	48
1918	46	46	47	46	46	46	46	48	49	52	55	56
1919	68	54	52	52	52	52	52	56	60	60	63	66
1920	68	68	66	64	62	58	60	62	63	66	66	60
1921	56	54	52	51	46	40	30	45	49	50	50	40
1922	46	44	42	42	41	42	42	42	44	45	46	48
1923	48	48	50	48	46	44	45	46	48	50	52	51
1924	50	50	49	48	45	43	43	44	47	47	47	47
1925	47	46	45	45	46	44	43	45	47	48	50	51

BUTTERFAT

[Cents per pound]

1920								08	65	66	63	63
1921	60	59	56	55	43	43	40	45	42	50	50	53
1922	46	48	45	39	38	39	39	40	42	41	44	47
1923	51	52	46	51	53	47	11	42	49	50	50	56
1924	56	54	58	55	50	45	42	45	44	47	46	48
1925	49	51	45	48	48	50	47	45	50	51	55	54

HOGS

[Dollars per 100 pounds]

1910	7.50	8.60	9.50	10.10	10.10	9.20	8.50	8.20	8.35	8.10	8.50	7.70
1911	7.30	7.40	6.70	7.00	6.20	5.60	5.60	6.70	6.80	6.30	6.40	5.90
1912	5.90	6.00	6.60	6.60	6.70	6.70	6.80	7.70	7.10	7.40	7.30	7.40
1913	7.00	7.30	7.90	5.00	8.00	8.00	7.80	7.80	8.00	8.00	7.50	7.50
1914	7.50	8.00	8.20	7.00	7.80	7.70	7.50	8.10	8.50	8.20	8.30	7.50
1915	7.80	7.30	7.20	7.20	7.10	7.40	7.30	7.40	6.90	7.30	7.30	6.90
1916	6.80	7.30	8.00	8.40	8.50	8.70	8.50	8.80	9.30	9.30	9.20	9.20
1917	9.20	10.60	12.30	13.80	14.20	14.00	13.80	14.30	15.80	16.30	15.40	15.90
1918	15.00	16.20	16.10	16.10	16.30	16.20	15.70	16.90	17.70	16.70	16.30	16.30
1919	16.00	16.50	16.20	17.00	18.00	17.30	17.90	19.00	15.80	14.00	14.10	14.80
1920	14.50	14.60	14.20	14.40	13.60	13.40	14.10	14.10	14.50	15.30	12.60	10.10
1921	10.20	10.10	10.30	10.10	9.50	8.70	9.00	9.00	9.00	8.80	8.30	7.80
1922	7.60	8.00	9.20	9.60	9.20	9.60	9.30	9.10	8.90	9.50	9.20	9.00
1923	8.90	9.20	8.50	8.50	8.50	8.00	6.40	8.30	8.10	8.20	8.30	8.00
1924	8.50	8.50	8.70	8.60	8.50	8.10	3.00	8.50	8.60	9.50	10.00	9.50
1925	10.50	11.00	11.80	12.80	11.60	11.60	12.20	12.00	11.80	11.90	11.70	12.10

SHEEP

[Dollars per 100 pounds]

1910	4.50	3.60	5.00	4.25	5.00	5.25	5.50	4.50	4.00	4.00	4.50	3.00
1911	5.50	3.50	4.00		5.00	5.50	3.50	4.50	3.90	3.60	3.40	3.60
1912	4.00	4.00	3.50	3.80	4.30	4.50	4.10	5.00	4.70	4.20	4.20	4.40
1913	4.10	4.40	3.90	4.20	4.50	4.30	3.80	3.70	3.80	4.00	4.00	4.00
1914	4.00	4.40	4.80	4.50	5.00	5.00	4.00	5.10	4.50	4.20	4.60	5.40
1915	5.50	5.10	5.20	5.00	5.60	5.50	5.40	5.60	5.40	4.90	5.10	4.90
1916	4.80	5.10	5.80	5.50	6.10	6.30	6.00	6.00	6.00	6.10	6.10	6.00
1917	7.00	7.20	8.30	8.50	9.20	8.50	8.70	8.60	9.10	7.90	8.50	8.90
1918	8.00	9.80	10.70	8.50	11.60	10.00	10.80	10.50	10.70	10.40	9.20	10.50
1919	9.30	10.60	9.90	10.40	10.00	9.80	8.50	10.30	9.00	7.30	6.70	8.20
1920	8.40	8.20	8.30	8.70	9.20	8.90	8.70	7.70	8.10	6.50	7.20	6.50
1921	5.60	5.70	6.10	6.50	8.00	7.00	5.70	5.80	5.30	5.00	4.50	5.00
1922	5.10	5.30	6.20	6.90	6.60	5.60	5.70	6.50	6.60	7.10	6.40	5.70
1923	6.40	6.30	6.50	6.50	7.60	7.00	6.60	7.50	6.00	6.10	5.00	5.40
1924	7.00	7.30	7.60	8.60	7.30	7.20	7.50	7.10	6.50	7.00	6.50	6.40
1925	6.80	6.90	7.90	7.10	7.80	7.50	7.30	6.70	6.00	7.20	6.10	6.50

TABLE 1.—Maine: Monthly farm price—Continued

LAMBS

[Dollars per 100 pounds]

Year	Jan.	Feb.	Mar.	Apr.	May	June	July	Aug.	Sept.	Oct.	Nov.	Dec.
1910	6.40	8.00	6.70	9.00	7.00	9.00	8.60	7.00	7.00	6.00	6.00	8.00
1911	7.30	5.50	5.00	5.00	5.70	8.00	7.00	6.50	5.50	4.80	4.20	5.00
1912	5.00	5.00	5.20	5.60	6.50	8.00	6.00	7.00	5.60	5.70	5.80	6.40
1913	6.20	6.80	6.60	6.40	7.00	7.00	6.90	6.40	6.00	6.10	6.50	5.40
1914	5.00	6.20	6.60	6.40	7.00	8.00	6.60	7.50	7.00	6.40	6.40	6.80
1915	6.70	6.10	6.70	7.10	8.00	9.00	8.50	9.00	7.70	7.20	6.70	7.00
1916	6.90	7.00	7.50	5.30	9.40	9.50	10.00	8.90	9.50	8.70	9.00	8.90
1917	9.00	9.80	10.50	11.70	12.00	12.20	12.50	12.40	12.60	11.30	11.10	12.00
1918	11.60	12.70	13.00	11.60	15.40	16.10	15.70	14.00	14.30	13.80	11.70	12.50
1919	12.30	13.10	13.50	13.60	13.40	14.00	14.00	14.20	12.10	11.70	11.50	12.20
1920	11.80	12.80	12.90	13.40	14.25	14.00	14.00	14.20	11.80	11.40	10.00	10.70
1921	9.60	9.70	11.30	9.60	11.50	12.00	13.00	12.70	9.20	5.50	8.00	8.00
1922	9.10	9.20	11.50	12.60	12.00	11.50	10.60	11.20	10.70	11.70	10.70	9.70
1923	10.50	9.90	10.00	10.30	10.00	11.10	12.00	11.60	11.30	11.00	10.50	11.00
1924	11.00	11.60	11.90	12.40	11.00	11.50	12.00	12.00	11.50	12.00	11.00	10.40
1925	10.80	11.40	13.00	12.20	12.50	12.00	13.10	12.50	11.00	10.70	10.80	12.20

WOOL (UNWASHED)

[Cents per pound]

1910	30	30	29	28	30	28	23	24	23	23	24	22
1911	23	24	22	22	20	20	21	21	20	20	20	20
1912	20	21	21	21	21	21	24	23	25	24	24	26
1913	24	22	23	21	19	18	19	20	20	20	20	20
1914	21	20	20	19	19	21	23	23	23	23	24	23
1915	24	23	24	24	20	29	30	30	30	31	30	30
1916	31	32	32	33	34	35	36	37	37	37	38	40
1917	38	39	39	42	46	49	59	62	64	66	66	68
1918	70	70	69	71	69	68	69	71	69	70	70	70
1919	66	63	60	65	56	51	57	59	58	59	58	50
1920	56	57	58	54	50	39	32	23	27	26	24	22
1921	22	23	20	21	19	18	18	18	18	18	19	19
1922	19	20	22	24	24	27	31	31	29	31	30	33
1923	31	32	32	35	38	42	42	42	40	42	41	41
1924	42	40	41	40	42	38	35	38	40	43	44	48
1925	47	45	45	46	44	43	44	45	42	40	44	44

HORSES

[Dollars per head]

1910	173	128	168	160	192	173	210	205	180	199	165
1911	167	175	175	175	178	200	175	170	175	200	164
1912	175	175	175	100	205	210	220	220	205	192	200
1913	220	210	200	220	218	225	218	210	220	205	223
1914	220	228	214	215	225	220	200	200	205	195	198
1915	193	210	202	207	193	200	194	186	195	200	180
1916	183	187	187	196	189	192	200	194	193	190	175
1917	186	188	190	222	211	227	206	209	211	195	192
1918	200	200	212	209	212	192	190	199	190	199	180
1919	184	195	190	193	190	183	174	185	185	170	182
1920	199	183	183	220	200	203	175	182	192	185	180
1921	174	159	168	177	157	153	165	174	165	160	146
1922	148	150	145	149	144	153	151	149	143	142	145
1923	124	154	156	160	165	170	165	155	160	122	156
1924	160	160	160	156	155	150	162	154	151	155	150
1925	145	147	140	135	140	123	130	147	132	135	127

TABLE 1.—Maine: Monthly farm price—Continued

CHICKENS

[Cents per pound]

Year	Jan.	Feb.	Mar.	Apr.	May	June	July	Aug.	Sept.	Oct.	Nov.	Dec.
1909		14.0	14.0	14.0	14.0	15.0	16.0	16.0	14.0	14.0	14.0	13.8
1910	13.6	14.0	15.0	15.6	15.4	15.8	15.7	14.6	14.2	14.2	13.4	13.2
1911	14.0	14.2	13.6	13.2	13.9	15.5	15.6	14.8	14.6	14.6	14.0	13.6
1912	13.4	13.5	14.2	14.8	15.0	14.8	15.2	14.8	13.8	14.5	14.6	14.1
1913	14.5	14.6	13.8	14.0	14.8	15.2	14.8	15.9	13.5	13.2	13.4	13.2
1914	13.2	14.5	15.4	15.5	15.3	15.4	16.0	15.7	15.1	15.2	13.5	13.4
1915	13.6	13.4	14.0	15.0	14.4	16.0	15.5	14.8	14.5	13.4	13.5	13.7
1916	13.7	13.9	14.9	15.5	16.3	15.8	16.0	16.0	16.1	16.6	15.2	15.8
1917	16.0	17.4	17.5	20.0	19.7	20.0	21.0	18.5	20.0	19.4	18.7	20.0
1918	20.5	22.0	23.0	22.4	25.7	25.3	26.0	26.8	29.3	27.2	27.9	27.6
1919	28.1	27.0	27.0	29.0	31.8	30.2	32.5	33.0	30.0	29.0	27.0	28.0
1920	28.5	28.5	30.2	30.4	30.6	32.5	33.2	34.0	31.0	31.0	29.0	27.0
1921	26.0	29.0	29.0	29.0	29.0	29.0	30.0	29.0	27.0	28.0	24.0	24.0
1922	23.0	25.0	25.0	26.0	27.0	26.0	26.0	25.0	25.0	23.0	22.0	23.0
1923	22.7	22.8	22.3	24.0	24.0	23.0	26.0	26.0	24.0	23.4	21.1	22.0
1924	22.0	23.0	22.8	24.0	25.0	25.0	26.0	25.0	24.0	23.0	23.3	23.0
1925	22.6	23.4	25.0	24.7	24.2	24.1	27.0	25.8	23.9	23.7	23.8	23.4

TURKEYS

[Cents per pound]

Year	Jan.	Oct.	Nov.	Dec.	Year	Jan.	Oct.	Nov.	Dec.
1912		13.0	15.0	21.0	1910	31.0		31.0	38.0
1913	22.0	16.5	15.0	21.0	1920	43.2		41.0	43.0
1914	21.0	21.0	23.0	19.2	1921	43.0	32.0	37.0	37.0
1915	20.3	17.7	17.7	18.0	1922	32.0		34.0	
1916	20.7	17.5	18.0	21.0	1923		36.7	48.0	40.0
1917	21.0		23.0	25.0	1924	43.0		38.0	43.0
1918	26.0	27.5	32.0	35.0	1925	38.3		50.0	47.8

EGGS

[Cents per dozen]

Year	Jan.	Feb.	Mar.	Apr.	May	June	July	Aug.	Sept.	Oct.	Nov.	Dec.
1909		30	24	20	21	22	24	28	30	32	36	38
1910	34	29	24	22	22	23	24	28	29	33	38	39
1911	33	25	20	18	18	19	21	24	23	31	37	39
1912	35	32	27	22	22	22	24	27	30	34	39	38
1913	31	27	24	19	16	22	24	28	36	36	43	42
1914	34	32	30	20	21	21	24	27	29	33	40	44
1915	35	29	22	20	22	23	23	27	30	35	42	41
1916	33	29	25	21	22	25	27	31	38	40	46	49
1917	43	40	32	31	36	36	35	42	48	50	54	60
1918	69	57	40	39	33	40	44	49	53	57	66	73
1919	69	48	45	42	45	50	55	60	61	65	76	78
1920	72	62	56	49	45	50	55	61	65	71	85	84
1921	66	54	38	31	31	33	38	45	49	56	63	71
1922	50	42	33	26	27	28	32	37	42	51	68	61
1923	47	40	40	28	28	28	32	38	46	51	65	63
1924	46	43	30	26	27	27	32	40	46	51	63	66
1925	55	52	33	28	29	32	36	43	40	53	64	63

TABLE 2.—Maine: December 1 farm price of crops, 1866-1925

Year	Wheat	Corn	Oats	Barley	Rye	Buck- wheat	Pota- tous	Tame hay	Wild hay
	Cts. per bu.	Cts. per bu.	Cts. per bu.	Cts. per bu.	Cts. per bu.	Cts. per bu.	Cts. per bu.	Dolls. per ton	Dolls. per ton
1866	170	94	48	71	97	63	35	13.41	
1867	200	114	57	81	115	71	67	10.47	
1868	179	103	61	94	120	71	58	8.05	
1869	145	101	54	90	113	66	41	12.68	
1870	169	102	53	89	124	67	59	17.68	
1871	162	88	59	78	107	82	41	23.38	
1872	170	83	44	74	97	58	60	11.34	
1873	175	84	53	84	100	66	48	11.23	
1874	159	102	60	84	107	69	49	11.84	
1875	145	84	49	78	103	61	37	0.40	
1876	146	72	45	69	162	57	58	10.27	
1877	159	76	44	74	97	57	45	12.16	
1878	131	63	38	71	71	54	73	9.78	
1879	144	76	43	80	98	59	42	9.22	
1880	147	77	48	79	96	50	48	12.67	
1881	156	91	52	85	107	62	77	12.10	
1882	140	92	55	85	110	60	76	12.70	
1883	140	82	45	80	95	55	48	10.50	
1884	125	75	43	73	90	55	40	12.25	
1885	125	70	40	69	84	54	42	11.95	
1886	120	67	40	65	88	55	55	11.00	
1887	105	48	42	67	85	57	69	11.14	
1888	120	57	43	69	89	53	46	10.75	
1889	100	57	37	64	70	52	62	9.96	
1890	115	74	57	76	85	55	71	9.25	
1891	110	80	45	72	97	61	41	9.40	
1892	102	67	45	68	84	57	77	12.80	
1893	102	62	45	67	108	54	54	12.13	
1894	70	72	44	66	67	53	44	9.60	
1895	82	54	34	52	85	46	34	9.68	
1896	84	47	31	43	67	38	38	10.25	
1897	106	47	29	55	82	44	80	9.75	
1898	89	48	34	56	84	39	46	7.60	
1899	91	50	38	59	81	44	42	10.10	
1900	90	55	38	62	82	40	49	12.95	
1901	97	76	50	67		48	67	10.44	
1902	92	74	45	71		52	65	10.64	
1903	98	68	45	71		51	56	10.20	
1904	104	81	45	71		52	48	9.72	
1905	100	69	43	68		65	61	9.90	
1906	101	64	44	65		59	50	10.25	
1907	101	75	60	78		65	56	12.50	
1908	104	84	60	78		75	61	14.00	
1909	110	80	58	77		70	47	14.70	
1910	102	71	48	76		68	42	12.80	
1911	110	90	54	90		70	77	14.40	
1912	103	75	51	77		70	55	13.70	
1913	101	87	56	80		56	53	13.00	
1914	109	88	57	81		69	33	13.10	
1915	112	85	45	75		70	70	14.90	15.50
1916	187	119	67	104		95	142	12.40	12.00
1917	235	228	85	130		150	130	11.10	10.00
1918	237	167	60	149		150	120	13.90	14.00
1919	220	195	92	170		175	140	18.70	18.00
1920	230	128	85	138		100	125	24.60	20.00
1921	175	77	55	86		100	85	20.90	16.50
1922	170	100	47	100		110	45	13.10	11.00
1923	118	112	56	100		95	70	13.50	11.00
1924	170	136	65	108		95	43	13.60	9.60
1925	170	112	55	80		100	200	12.00	8.40

<sup>1</sup> These prices are issued, by States, in December each year and published in supplements to Crops and Markets. Prices for recent years appear in current issues of the Yearbook. (The full series for any single State is not available in this form elsewhere.)



TABLE 5.—Maine: Value of farm products per unit, by crop-reporting districts, 1924<sup>1</sup>

Item	State price	Item	State price
Values for 1924:		Values for Jan. 1, 1925—Continued.	
Corn, 56 pounds, shelled.....bushel.....	Dolls. 1.30	Horses and colts under 2 years.....head.....	Dolls. 65.00
Corn cut for silage.....ton.....	5.60	Horses, 2 years and over.....do.....	120.00
Winter wheat.....bushel.....	1.58	Mules and mule colts under 2 years.....head.....	65.00
Spring wheat.....do.....	1.95	Mules, 2 years and over.....do.....	108.00
Oats.....do.....	.68	Beef calves under 1 year.....do.....	18.50
Barley.....do.....	1.69	Beef heifers, 1 year and under 2.....do.....	27.00
Rye.....do.....	1.60	Beef cows and heifers, 2 years and over.....head.....	41.80
Buckwheat.....do.....	.94	Steers, 1 year and over.....do.....	38.20
Sorghums for grain.....do.....	1.20	Beef bulls, 1 year and over.....do.....	40.40
Soy beans, shelled.....do.....	3.50	Dairy bulls, 1 year and over.....do.....	48.70
Cowpeas, shelled.....do.....	2.50	Dairy calves under 1 year.....do.....	15.40
Potatoes.....do.....	1.09	Dairy heifers, 1 year and under 2.....do.....	28.10
Apples.....do.....	.39	Dairy cows and heifers, 2 years and over.....head.....	52.00
Peaches.....do.....	1.40	Lambs under 1 year.....do.....	7.00
Hay, all kinds.....ton.....	11.10	Ewes, 1 year and over.....do.....	8.50
Firewood, cut on farm, 4 by 4 by 8 feet.....cord.....	7.90	Rams and wethers, 1 year and over.....head.....	9.70
Milk, whole.....gallon.....	.26	Goats and kids, all ages.....do.....	7.00
Butterfat.....pound.....	.46	All pigs, 6 months and under.....do.....	9.50
Cream.....gallon.....	1.90	Sows and gilts, 6 months and over.....head.....	22.50
Wool.....pound.....	.38	All other hogs, 6 months and over.....head.....	22.20
Eggs sold.....dozen.....	.42		
Chickens raised.....head.....	1.03		
Values for Jan. 1, 1925:			
Chickens.....do.....	1.30		
Turkeys.....do.....	3.24		

<sup>1</sup> These values were especially collected for 1924 and Jan. 1, 1925.  
<sup>2</sup> Excluding Aroostook County (0.332) and Penobscot County (0.367).  
<sup>3</sup> Excluding Aroostook County (14.20).

State not subdivided.

TABLE 6.—Maine: Wages of hired farm labor, 1866-1926<sup>1</sup>

Year and month	Rates per month		Rates per day		Year and month	Rates per month		Rates per day	
	With board	Without board	With board	Without board		With board	Without board	With board	Without board
	Dollars	Dollars	Dollars	Dollars		Dollars	Dollars	Dollars	Dollars
1866.....	12.28	10.01	0.60	1.05	1911.....	26.39	37.20	1.37	1.77
1860.....	12.11	19.37	.77	1.09	1915.....	26.50	39.00	1.32	1.74
1874 or 1875.....	13.84	22.05	.91	1.27	1916.....	29.09	41.00	1.60	1.99
1877 or 1879.....	11.01	18.14	.72	.95	1917.....	36.00	53.00	2.02	2.50
1879 or 1880.....	12.78	21.00	.80	1.09	1918.....	46.50	65.50	2.60	3.15
1880 or 1881.....	12.80	20.62	.81	1.15	1919.....	49.40	70.00	2.70	3.43
1881 or 1882.....	10.15	24.75	.91	1.18	1920.....	56.68	81.50	3.20	3.95
1884 or 1885.....	16.00	23.09	.88	1.19	1921.....	40.00	59.00	2.15	2.80
1887 or 1888.....	17.20	24.64	.92	1.25	1922.....	38.00	53.50	2.08	2.70
1889 or 1890.....	17.50	25.00	.93	1.26	1923.....	41.00	61.00	2.20	3.10
1891 or 1892.....	17.00	21.50	.95	1.28	1923-Jan.....	38.00	54.00	2.15	2.50
1893.....	18.20	20.39	1.00	1.25	Apr.....	37.00	53.00	2.15	2.80
1894.....	17.28	21.54	.95	1.20	July.....	46.67	68.00	2.56	3.12
1895.....	17.68	29.67	.93	1.23	Oct.....	44.00	67.00	2.20	3.47
1898.....	17.20	25.65	.98	1.31	1924.....	43.00	62.00	2.45	3.10
1899.....	18.00	26.68	1.03	1.37	Apr.....	43.00	61.00	2.40	3.11
1902.....	20.84	29.41	1.12	1.46	July.....	45.00	65.00	2.54	3.16
1906.....	24.44	34.32	1.28	1.64	Oct.....	43.00	62.00	2.53	3.12
1909.....	26.71	37.38	1.28	1.69	1925-Jan.....	41.00	58.00	2.18	2.90
1910.....	33.60	31.50	1.23	1.60	Apr.....	39.00	55.00	2.45	3.00
1911.....	23.00	35.90	1.23	1.65	July.....	42.00	60.00	2.35	3.00
1912.....	24.60	36.60	1.28	1.70	Oct.....	43.00	63.00	2.50	3.30
1918.....	25.50	36.00	1.35	1.74	1926-Jan.....	42.00	63.00	2.60	2.90

<sup>1</sup> Wages of hired farm labor are now published quarterly as collected in Crops and Markets supplements. Revised averages for the United States were published in the April, 1926, Supplement to Crops and Markets, but the State figures have not been heretofore published as an entire series.

TABLE 7.—Maine: Farm lands—Value per acre, 1912-1926<sup>1</sup>

Year	All farm lands		Plow lands			Year	All farm lands		Plow lands		
	With improvements	Without improvements	Poor	Good	All		With improvements	Without improvements	Poor	Good	All
	Dollars	Dollars	Dollars	Dollars	Dollars		Dollars	Dollars	Dollars	Dollars	Dollars
1912	36	15				1920	52	30	30	56	42
1913	35	15				1921	44	24	25	50	36
1914	33	15				1922	45	25	22	47	35
1915	36	15				1923	52	31	22	48	36
1916	37	17	21	45	32	1924	52	27	22	50	37
1917	41	23	22	47	34	1925	50	37	21	49	36
1918	45	25	24	48	35	1926	51	30	22	51	37
1919	47	27	24	50	37						

<sup>1</sup> The values of all farm lands have been collected from crop correspondents since 1912 and have been drawn on for various purposes, but not previously published as a series, by States.  
The values of plow lands have been published as prepared in supplements to Crops and Markets and its predecessors and in the Yearbooks of the department, a few years at a time. The full series to 1926, by States, is here published for the first time.

TABLE 8.—New Hampshire: Monthly farm price<sup>1</sup>

BRAN (AS BOUGHT)

[Dollars per ton]

Year	Jan.	Feb.	Mar.	Apr.	May	June	July	Aug.	Sept.	Oct.	Nov.	Dec.
1910	27.70	29.00	29.00	27.80	29.00	26.00	28.00	27.30	27.00	26.00	25.70	26.80
1911	27.00	27.60	27.00	27.50	27.50	28.00	28.30	27.60	28.30	27.40	28.80	31.00
1912	29.80	30.80	31.50	31.70	32.70	31.50	30.80	29.00	28.00	28.50	27.80	27.60
1913	27.00	28.50	27.80	28.70	25.50	25.80	25.70	26.30	28.00	27.80	27.50	28.30
1914	28.50	29.20	30.50	30.80	30.80	30.00	27.50	29.20	20.60	23.30	29.10	30.00
1915	30.00	30.70	30.10	30.20	29.70	29.00	29.40	20.70	20.00	28.30	28.50	28.20
1916	28.60	27.70	27.00	28.70	27.30	28.40	26.50	25.20	20.00	39.70	34.00	74.20
1917	34.00	38.60	40.00	45.00	49.30	44.20	40.75	44.50	38.80	39.00	41.00	46.80
1918	47.30	49.30	49.19	51.90	50.10	50.00	50.50	48.50	47.80	45.00	45.80	44.50
1919	54.70	52.50	50.30	57.70	51.30	50.00	48.80	51.10	52.20	54.80	40.80	50.80
1920	52.70	53.30	53.80	50.10	64.60	64.40	64.40	58.70	59.60	45.00	48.00	46.00
1921	43.00	44.00	39.00	35.00	34.00	33.00	30.00	29.00	29.00	27.00	28.00	30.00
1922	32.00	35.00	37.00	38.00	36.00	34.00	30.00	30.00	29.00	32.00	33.00	36.00
1923		37.00	36.60	41.30	41.30	38.00	37.60	35.00	37.00	38.00	40.10	39.10
1924	38.00	38.10	37.50	38.00	37.00						36.50	36.50
1925	40.70		40.60			40.00		36.00		33.00	37.50	38.50

CORN

[Cents per bushel]

1906	76	74	73	71	80	84	84	86	88	85	81	77
1909	78	70	77	87	89	86	84	82	78	78	78	75
1910	76	77	76	76	77	79	78	78	80	74	70	68
1911	64	64	64	64	68	70	72	70	70	79	80	80
1912	76	78	78	80	82	84	83	82	84	84	78	72
1913	68	66	66	68	70	72	73	78	83	83	82	83
1914	80	78	78	78	81	82	82	88	93	89	84	82
1915	84	86	85	84	84	84	88	90	90	88	82	79
1916	82	85	88	88	90	90	91	96	98	110	118	114
1917	116	119	114	135	103	167	190	216	214	212	216	216
1918	215	208	207	212	198	185	179	180	184	173	156	155
1919	165	160	165	181	186	185	194	208	192	176	172	168
1920	167	176	182	188	198	208	196				02	150
1921			98	90	98	08	03					72
1922	75	80	78	101			88					75
1923												112
1924				95	100			125	130			135
1925										106	109	103

<sup>1</sup> These prices are the estimated prices of farm products received by producers on the 15th of the month as currently reported in the supplements to Crops and Markets, monthly, by States, or in the case of some products for which prior to January, 1921, prices were reported on the 1st of the month, converted to the 15th of the month by averaging the prices reported on the 1st of two successive months. Prices were first collected monthly in 1908, the list being extended from time to time. All the available monthly prices are shown.



TABLE 8.—New Hampshire: Monthly farm price—Continued

## OATS

[Cents per bushel]

Year	Jan.	Feb.	Mar.	Apr.	May	June	July	Aug.	Sept.	Oct.	Nov.	Dec.
1908	62	62	61	63	66	66	65	66	66	62	60	58
1909	64	66	63	64	66	70	68	67	65	65	64	60
1910	58	58	58	61	62	62	62	62	60	58	54	48
1911	44	44	46	48	48	52	55	57	58	60	61	59
1912	50	61	64	67	68	68	67	62	60	52	49	50
1913	49	48	48	49	50	54	55	55	58	57	50	60
1914	52	56	55	54	56	56	60	64	63	61	61	53
1915	63	66	68	69	64	68	72	71	69	62	60	60
1916	57	60	62	64	64	63	62	64	64	65	64	54
1917	70	72	72	79	88	90	94	92	86	85	87	68
1918	95	95	106	112	114	112	105	100	100	100	94	92
1919	80	90	85	83	84	80	92	92	90	80	84	85
1920	90	96	100	105	112	120	125	85				75
1921	72	68	70	70	72	72	72	68			62	60
1922	62	63	60	65	70	70	70	70			58	60
1923							65	65	62	55	57	63
1924				65	65							73
1925								75		55	50	72

## BARLEY

[Cents per bushel]

1908	80	82	83	84	85	83	86	86	80	82	80	81
1909	84	84	80	89	95	90	89	87	84	82	80	82
1910	82	82	84	85	86	86	84	87	86	86	81	78
1911	77	73	73	78	81	84	84	91	87	86	80	78
1912	90	85	88	91	91	95	98	86	90	90	81	88
1913	78	85	92	92	92	98	96	96	94	94	90	80
1914	89	83		92	95	95	92	91	90	85	80	78
1915	90	90	96	86	90	100	105	95	91	85	81	86
1916	80	88	92	90	90	88	82	82	78	75	80	80
1917	90	95	98	108	130	140	160	187	187	100	178	90
1918	188	188	200	200	200	225	225	200	200	200	188	188
1919	155											162
1920												168
1921							100					146
1922												110
1923												98
1924												57
1925										100		105
												85

## APPLES

[Dollars per bushel]

1910	1.08	1.08	1.06	0.90		1.00		0.75	0.68	0.65	0.75	0.85
1911	1.00	.98	1.05	1.24	1.62	.75	1.50	.77	.69	.64	.75	.83
1912	.80	1.00	1.05	1.10	1.25	1.50	1.50	.74	.66	.65	.55	.64
1913	.65	.61	.68	.80	.85	.80	1.50	.95	.96	1.05	1.15	1.10
1914	1.30	1.36	1.50	1.50	1.40	1.35	1.50	.96	.83	.84	.82	.84
1915	.65	.64	.70	.68	.72	.75	1.50	1.00	.79	.80	1.00	1.00
1916	1.00	.90	.93	.91	.90	1.50		.87	.75	.65	.75	.75
1917	.80	.90	.96	1.00	1.25				1.00	1.00	1.05	1.20
1918	1.15	1.20	1.20	1.10	1.25			1.15	1.01	1.10	1.20	1.05
1919	1.30	1.50	1.80	1.75	1.95			1.40	1.40	1.40	1.40	1.60
1920	1.60	1.80	1.85	1.80	2.05	1.90		1.40	1.35	1.60	1.50	1.59
1921	1.71	1.55	1.76	1.64	2.00	3.00		1.62	1.75	1.80	1.78	1.75
1922	1.75	1.95	1.97	2.30	2.10	2.25	2.00	1.37	1.13	1.37	1.42	1.58
1923		1.60	1.70	1.88	2.20			1.52	1.52	1.40	1.38	1.35
1924	1.39	1.42	1.45	1.50	1.71	2.00		1.50	1.25	1.50	1.29	1.28
1925	1.44	1.70	1.27	1.45	1.37	1.59		1.23	1.38	1.46	1.28	1.31

[Dollars per barrel]

1914												
1915	1.80	1.80	2.00	1.90	2.20	2.50		3.00	2.25	2.50	2.80	2.75
1916	2.80	2.50	2.50	2.60	2.90	4.50		2.38	2.10	2.00	2.00	2.10
1917	2.40	2.50	2.75	3.00	3.50			3.50	3.40	3.00	3.35	3.50
1918	3.50	3.70	3.80	3.00	3.30				3.10	3.20	3.50	3.25
1919	4.00	4.50	4.60	5.00	6.00				3.90	3.80	4.10	4.20
1920	4.80	5.00	5.25	5.50	5.90	5.40		4.30	4.00	4.30	4.30	4.60
1921	4.32	4.45	4.45	4.64	5.75	5.00			3.21	4.55	4.75	4.90
1922	5.15	5.20	5.50	5.60	5.65	6.00			3.54	3.61	3.81	4.15
1923		4.55	4.40	4.30	6.00				3.60	4.60	4.10	3.30
1924	4.30	4.50	5.00	5.00	5.10	5.00			3.90	3.70	4.00	3.50
1925	3.90	4.90	3.20	3.40	4.80	4.87	3.70	2.80	3.60	3.55	3.75	3.30

TABLE 8.—New Hampshire: Monthly farm price—Continued

CABBAGE

(Dollars per 100 pounds)

Year	Jan.	Feb.	Mar.	Apr.	May	June	July	Aug.	Sept.	Oct.	Nov.	Dec.
1910	1.41	1.62	1.83	2.00	2.00	2.20	2.50	1.85	1.70	1.04	1.00	1.35
1911	1.75	1.56	1.44	1.70	1.88	2.00	2.08	3.00	1.58	1.19	1.50	1.50
1912	1.50	1.06	2.25	3.00	2.00	3.20	2.50	1.75	1.46	1.00	1.10	1.10
1913	1.00	1.00	1.01	1.50	1.68	3.50	2.25	2.50	1.50	1.61	1.50	1.65
1914	2.00	1.88	2.25	2.44	3.00	---	---	1.90	1.15	1.30	1.05	1.15
1915	1.45	1.40	1.40	2.17	2.35	2.25	2.12	1.50	1.40	1.20	1.20	1.10
1916	1.30	1.30	1.80	2.00	1.50	3.00	---	1.60	1.80	1.80	2.15	2.60
1917	4.80	6.60	6.50	7.50	---	---	---	2.00	1.80	1.40	1.50	2.00
1918	2.70	3.10	3.00	2.60	3.50	4.00	---	2.50	1.60	1.50	1.60	1.65
1919	1.00	1.00	2.60	5.00	---	---	5.50	3.00	2.50	2.00	2.00	3.00
1920	4.00	5.50	6.00	6.50	---	---	---	3.00	2.25	1.80	1.67	1.91
1921	1.70	1.01	1.71	1.91	4.00	4.50	4.00	3.57	2.96	2.62	2.35	3.05
1922	3.45	3.60	3.42	3.91	4.00	4.00	3.50	3.42	2.01	2.36	2.18	2.30
1923	---	2.90	3.40	---	---	---	4.50	3.70	2.29	2.11	2.60	2.50
1924	2.40	2.40	2.60	2.70	---	---	---	2.30	2.00	---	---	1.80
1925	2.30	2.10	1.75	2.50	---	---	5.00	3.00	1.25	2.50	2.50	2.13

ONIONS

(Cents per bushel)

1910	---	---	---	---	---	---	---	100	85	83	85	93
1911	100	98	123	162	180	180	225	132	100	108	103	110
1912	105	150	218	200	190	170	138	107	90	80	78	80
1913	80	80	75	70	75	100	120	100	100	108	110	120
1914	125	139	160	160	150	---	---	175	100	80	70	100
1915	100	90	78	122	---	---	175	108	94	110	115	125
1916	175	175	150	200	200	250	---	---	180	150	175	200
1917	240	410	450	450	---	---	---	190	190	190	200	230
1918	180	175	150	120	150	180	---	---	175	145	140	130
1919	140	135	200	240	---	---	---	---	210	230	240	260
1920	300	300	350	350	---	---	---	200	178	120	120	141
1921	111	128	118	92	70	250	165	165	230	210	270	310
1922	375	400	500	560	450	300	300	265	185	122	110	157
1923	---	170	220	230	---	---	320	---	200	214	192	210
1924	200	250	220	150	---	---	---	215	100	140	140	128
1925	132	189	---	204	220	---	275	275	175	155	156	194

POTATOES

(Cents per bushel)

1908	71	73	77	80	82	82	90	06	81	70	72	74
1909	76	79	80	84	90	94	95	88	78	68	65	64
1910	65	62	52	44	38	34	56	75	62	54	52	51
1911	50	51	53	50	65	76	96	98	83	78	81	88
1912	95	108	114	124	138	124	102	92	78	60	61	65
1913	72	73	68	69	72	70	72	80	81	78	81	80
1914	79	79	79	83	84	88	104	102	74	37	58	60
1915	57	52	44	40	44	40	55	80	73	83	80	90
1916	124	130	130	141	138	135	135	125	114	122	130	166
1917	180	228	262	296	330	318	242	174	154	150	164	171
1918	178	181	158	128	110	124	159	171	156	158	152	130
1919	152	148	138	138	147	134	174	225	190	168	166	178
1920	218	244	261	322	402	423	400	300	173	146	150	142
1921	135	122	102	82	61	57	168	180	170	126	124	133
1922	134	140	142	132	112	104	144	146	106	98	101	107
1923	107	100	112	145	159	151	157	176	150	114	112	114
1924	120	123	126	127	122	130	127	138	105	90	75	78
1925	80	98	01	81	83	92	90	220	140	151	245	244

TOMATOES

(Cents per bushel)

Year	Aug.	Sept.	Oct.	Year	Aug.	Sept.	Oct.	Year	Aug.	Sept.	Oct.
1912	200	100	80	1917	300	155	180	1922	494	---	162
1913	225	103	124	1918	450	125	125	1923	500	154	146
1914	---	94	85	1919	480	160	170	1924	---	175	120
1915	---	120	110	1920	400	108	150	1925	---	100	125
1916	---	186	125	1921	524	120	140	---	---	---	---

TABLE 8.—New Hampshire: Monthly farm price—Continued

## TURNIPS

[Cents per bushel]

Year	Jan.	Feb.	Nov.	Dec.	Year	Jan.	Feb.	Nov.	Dec.
1912			49	55	1919	80	80	100	100
1913					1920	110	120	100	98
1914	54	52	55	55	1921	105	108	85	90
1915	55	57	55	51	1922	90	100	60	88
1916	52	55	52	55	1923	190		115	118
1917	57	60	75	80	1924	116	117	100	110
1918	110	105	80	85	1925	106	130	106	104

## BEANS, DRY

[Dollars per bushel]

Year	Jan.	Feb.	Mar.	Apr.	May	June	July	Aug.	Sept.	Oct.	Nov.	Dec.
1910	2.75	2.83	2.67	2.50	2.50	2.70	2.60	2.72	2.85	2.70	2.50	2.51
1911	2.90	2.90	2.53	2.53	2.43	2.56	2.56	2.60	2.63	2.64	2.60	2.60
1912	2.62	2.67	2.75	2.75	2.90	3.00	3.00	2.89	2.86	2.88	2.97	2.96
1913	2.82	2.78	2.74	2.78	2.72	2.70	2.68	2.85	2.70	2.75	2.87	2.75
1914	2.60	2.75	2.74	2.66	2.75		2.85	3.10	3.10	2.90	2.88	3.00
1915	3.10	3.40	3.50	3.40	3.35	3.44	3.37	3.24	3.28	3.36	3.98	3.05
1916	4.00	4.00	4.05	3.90	4.25	4.31	5.00	5.59	5.05	5.50	6.50	6.75
1917	6.88	7.00	7.40	8.00	9.30	10.00	9.00	9.10	8.60	8.40	8.80	8.95
1918	8.70	9.00	8.70	9.20	8.50	8.50	8.70	8.60	8.20	8.00	7.80	8.90
1919	6.60	6.90	6.10	6.30	6.40	6.20	5.70	5.00	6.00	5.30	5.50	6.00
1920	5.80	5.80	5.40	5.45	5.90	5.80	5.60	5.20	5.25	5.00	4.75	4.34
1921	4.30	3.80	4.40	3.85	4.11	3.75	3.50	3.57	4.27	4.30	4.45	4.20
1922	4.10	4.40	4.61	4.35	5.11	5.38	5.77	6.67	5.32	5.29	5.06	5.11
1923		5.00	5.30	5.40	5.10	5.20	5.20	4.80	4.90	4.80	4.80	4.85
1924	4.70	4.80	4.80	4.80	4.40	4.10	4.00	4.00	4.10	4.00	4.20	4.10
1925	4.50	4.40	4.70	4.60	4.70	4.60	4.40	4.00	3.85	4.35	4.20	5.20

## COTTONSEED MEAL (AS BOUGHT)

[Dollars per ton]

1910						35.70		38.70				
1911	34.00	33.50	32.70	32.80	33.30	32.50	34.00	32.00	33.80	34.50	34.60	33.00
1912	33.20	33.20	33.30	33.60	34.80	34.80	34.60	35.20	34.50	34.30	33.10	34.00
1913	34.60	35.00	33.20	33.70	34.00	34.20	34.30	36.00	37.50	35.70	34.00	34.00
1914	35.00	35.40	35.10	34.90	34.90	35.40	34.40	35.50	34.40	32.20	33.10	35.50
1915	33.00	34.30	34.60	34.30	34.60	34.30	34.70	35.50	34.20	35.50	36.50	37.60
1916	38.50	37.70	37.00	36.40	37.00	37.60	37.20	36.50	35.90	40.70	37.60	45.50
1917	45.10	47.60	46.00	47.10	51.00	49.40	50.40	56.00	50.10	53.40	54.30	59.00
1918	58.60	61.10	58.00	60.50	59.20	58.00	59.30	61.00	62.00	63.60	63.00	64.17
1919	67.50	66.50	68.50	68.70	67.00	69.70	78.20	81.00	78.00	79.10	82.00	82.30
1920	83.40	84.60	82.50	80.30	81.50	80.80	79.30	74.10	76.00	64.00	60.00	57.75
1921	51.00	50.00	48.00	45.00	43.00	46.00	46.00	43.00	51.00	49.00	48.00	49.00
1922	48.00	49.00	52.00	54.00	56.00	57.00	56.00	56.00	50.00	52.00	54.00	58.00
1923		54.00	56.00	57.00	57.00	53.00	53.40	53.00	54.00	57.00	56.30	56.10
1924	55.80	54.00	52.00	52.50								
1925	51.60				50.00	49.00		54.00	48.00		46.00	49.30

## HAY (LOOSE)

[Dollars per ton]

1908	16.18	16.52	16.35	16.60	16.40	16.52	17.00	16.62	16.50	16.75	16.50	16.38
1909	17.12	17.25	16.50	16.50	17.05	17.55	17.50	16.00	16.00	17.60	18.05	17.50
1910	17.85	18.55	19.15	19.75	20.15	19.00	16.80	14.85	14.80	15.75	15.90	15.75
1911	15.90	15.00	14.75	15.00	15.80	16.45	16.85	16.95	17.10	16.40	16.45	16.85
1912	16.50	17.00	16.75	16.45	16.45	16.00	16.45	16.60	15.95	15.05	14.75	16.30
1913	16.80	16.00	16.05	16.05	15.75	15.85	16.35	16.40	16.25	16.35	16.85	17.00
1914	16.55	16.65	16.00		17.15	17.15	17.30	18.10	18.50	17.70	16.35	16.45
1915	16.05	16.80	14.40	14.45	15.90	17.95	20.85	22.00	21.65	19.25	17.45	16.80
1916	17.50	18.80	18.60	18.20	18.25	19.10	18.30	18.45	17.50	13.25	13.00	14.00
1917	14.25	14.70	14.10	13.85	13.70	12.85	12.10	12.45	11.45	10.35	11.35	12.75
1918	14.45	15.35	14.75	14.45	14.60	15.00	15.85	15.05	15.80	17.45	18.60	19.55
1919	20.90	21.25	21.75	23.25	24.75	26.70	28.20	24.30	22.80	22.25	23.50	23.25
1920	23.75	20.25	21.30	26.40	28.85	30.75	30.50	32.55	31.65	31.80	28.45	26.30
1921	25.30	24.75	26.40	25.15	25.00	25.75	26.50	27.00	25.40	23.40	25.25	27.45
1922	26.35	24.75	25.35	26.88	27.52	28.20	23.80	24.85	27.00	25.95	21.70	21.45
1923	24.20	23.75	21.85	20.95	21.00	20.90	21.10	21.45	20.25	18.15	18.00	19.60
1924	19.50	20.50	20.00	20.20	20.00	19.50		19.30	18.50	15.00		22.00
1925	18.00	18.60		20.60	21.00	20.00	21.00	20.00	20.00	20.00	17.60	18.30

TABLE 8.—New Hampshire: Monthly farm price—Continued

CLOVER HAY

[Dollars per ton]

Year	Jan.	Feb.	Mar.	Apr.	May	June	July	Aug.	Sept.	Oct.	Nov.	Dec.
1914										13.00	17.70	15.30
1915	18.30	14.30	15.00	15.20	14.50	15.00	16.70	17.00	17.00	19.30	17.20	17.50
1916	16.20	16.60	18.50	17.60	17.00	19.70	20.70	13.20	16.80	14.40	15.75	14.40
1917	16.50	15.10	15.60	15.20	12.80	15.50	9.75	12.25	13.00	13.80	12.10	14.00
1918	13.00	14.10	12.80	15.00	15.50	16.80		16.50	18.00	18.10	18.00	20.00
1919	20.50	20.50	20.50	22.50	24.00	23.00	27.50	24.50	23.20	23.40	20.80	23.40
1920	25.50	24.40	30.50	35.40	32.60	33.20	24.30	26.30	27.00	26.00	25.00	24.20
1921	27.00	23.00	21.00	23.00	27.00	22.00	24.00	25.00	23.00	23.00	23.00	25.00
1922	23.00	22.00	24.00	23.00	23.00	22.00	21.00	18.00	18.00	18.00	19.00	17.00
1923			20.00	23.50	24.00	20.00	18.00	18.50	19.00			22.00
1924								20.00	19.00			25.00
1925						21.00	22.00	21.00	20.00			19.00

TIMOTHY HAY

[Dollars per ton]

1914										16.40	18.00	18.00
1915	17.30	18.30	17.40	17.00	16.30	15.50	19.00	19.50	19.00	19.30	19.20	18.00
1916	20.00	18.80	20.00	20.00	18.50	20.50	21.10	17.50	17.00	16.20	17.70	17.50
1917	17.80	17.20	17.50	16.10	15.00	17.00	14.30	14.95	14.30	14.50	14.50	15.40
1918	16.00	16.00	16.70	17.00	17.50	17.20	17.50	17.00	16.60	19.00	20.20	21.00
1919	22.00	22.50	24.00	25.00	27.00	27.40	28.40	25.30	26.50	25.40	25.40	27.50
1920	26.40	28.00	32.30	35.20	36.00	36.60	33.40	31.30	33.00	32.00	32.00	29.80
1921	31.00	27.00	26.00	24.00	27.00	26.00	26.00	28.00	27.00	25.00	26.00	27.00
1922	25.00	24.00	25.00	25.00	25.00	25.00	25.00	21.00	20.00	21.00	21.00	20.00
1923		23.30	22.80	22.70	22.20	21.70	21.00	21.10	22.60	21.65	21.00	19.70
1924	20.50	21.60	22.00	21.50		24.00		20.00	21.00	22.00		
1925		20.50		20.00	25.00	21.00	22.00	20.00	20.00	19.00	20.00	21.30

MAPLE SUGAR

[Cents per pound]

Year	Feb.	Mar.	Apr.	May	June	July	Year	Feb.	Mar.	Apr.	May	June	July
1912		15.0	16.0	11.0	11.0	10.7	1919	23.0	26.0	30.0	31.0	29.0	
1913	13.0	15.0	12.5	12.5	10.0		1920			47.0	42.0	38.0	
1914		15.0	15.5	14.5	14.5		1921	35.0	30.0	31.0	25.0	28.0	
1915	14.8	16.0	13.5	14.0	15.9		1922	15.0	20.0	27.0	27.0	25.0	
1916	14.8	14.0	17.0	15.4	14.0		1923	35.0	35.0	31.0	25.0		
1917		16.0	17.7	18.0	17.0		1924	22.0	30.0	29.0	30.0	27.0	
1918	21.0	22.0	26.0	24.0	25.0		1925			20.0		35.5	

MAPLE SIRUP

[Dollars per gallon]

1912		1.10	1.07	1.10	1.14	1.03	1919	1.88	2.00	2.30	2.35	2.30	
1913		1.17	1.21	1.19	1.07		1920		2.90	3.10	3.10	3.10	
1914	1.07	1.30	1.19	1.05	1.10		1921	2.87	2.51	2.40	2.13	2.29	
1916	1.11	1.11	1.11	1.10	1.17		1922	2.00	2.30	2.00	1.98	1.88	
1918	1.18	1.19	1.20	1.18	1.22		1923	2.30	2.30	2.48	2.30	2.36	
1917		1.95	1.45	1.50	1.40		1924	2.24	2.50	2.30	2.08	2.10	
1918	1.70	1.96	2.00	2.00	1.98		1925	2.40		2.07	2.08	2.35	

TABLE 8.—New Hampshire: Monthly farm price—Continued

BEEF CATTLE

(Dollars per 100 pounds)

Year	Jan.	Feb.	Mar.	Apr.	May	June	July	Aug.	Sept.	Oct.	Nov.	Dec.
1910.....	6.00		6.00	6.00	7.00	8.20	7.00	7.20	6.00	6.00	6.00	6.50
1911.....	4.00	5.90	5.50	5.70	5.40	4.70	6.50	6.00	5.10	5.10	5.30	5.40
1912.....	4.90	5.80	6.50	6.90	7.00	6.70	6.60	7.00	7.00	6.70	5.80	6.20
1913.....	6.00	6.20	6.10	6.90	6.90	6.50	7.50	7.00	6.80	7.70	7.40	7.90
1914.....	6.60	6.90	7.00	7.60	7.20	7.00	7.90	8.00	8.00	7.30	7.40	6.80
1915.....	6.90	7.00	6.40	7.00	7.10	7.20	7.20	6.90	7.50	7.50	6.90	6.80
1916.....	6.80	6.50	6.80	7.20	7.50	8.10	7.10	7.20	8.00	6.80	6.60	6.70
1917.....	7.10	7.40	8.00	8.60	9.00	9.20	9.10	7.20	7.50	6.80	6.60	6.90
1918.....	9.50	10.00	9.90	10.90	11.90	11.80	11.30	8.00	10.00	9.60	16.00	9.90
1919.....	9.30	10.00	10.70	10.70	12.20	10.50	10.60	10.40	11.00	10.50	9.80	10.30
1920.....	9.20	9.50	9.20	9.80	9.40	9.40	9.40	10.20	10.10	8.90	8.50	8.40
1921.....	7.70	6.70	7.30	6.50	6.60	6.60	6.10	9.50	9.20	10.00	7.70	7.20
1922.....	6.30	6.10	5.70	4.80	5.30	6.00	5.90	5.70	5.70	5.40	5.70	5.30
1923.....		5.90	6.70	6.00	6.20	6.00	6.00	6.00	6.00	6.10	6.30	5.80
1924.....	5.70	6.00	6.00	6.50	6.60	6.90	6.50	6.70	5.90	6.10	6.20	6.00
1925.....	6.90	7.30	7.00	8.10	7.10	6.80	7.30	6.70	6.50	6.80	7.00	6.00

VEAL CALVES

(Dollars per 100 pounds)

1910.....	6.70	6.50	7.70	7.70	7.70	7.50	7.50	8.00	7.70	7.20	7.00	7.00
1911.....	6.80	7.10	6.80	7.40	7.50	6.10	7.00	7.00	7.00	6.80	6.60	7.00
1912.....	7.00	7.00	7.60	7.50	7.10	7.20	7.40	7.50	7.70	7.70	7.80	8.20
1913.....	7.60	7.90	7.60	8.10	8.00	8.10	8.30	8.00	7.80	8.20	8.60	9.00
1914.....	8.30	8.50	8.80	8.50	8.60	8.40	8.40	9.00	9.00	8.40	8.00	8.70
1915.....	9.00	8.50	8.60	8.70	8.40	8.30	9.00	8.80	8.20	9.00	9.30	8.40
1916.....	8.30	8.50	8.50	8.00	9.00	9.40	6.50	9.20	10.00	10.00	10.70	10.20
1917.....	9.60	10.50	11.60	11.20	11.50	12.00	12.90	12.80	13.40	12.60	12.30	13.30
1918.....	13.00	14.00	13.30	14.00	13.80	14.90	14.20	14.00	14.80	14.90	14.30	13.90
1919.....	14.70	14.40	14.50	15.30	14.20	14.40	15.20	14.00	14.80	14.90	14.30	13.90
1920.....	15.20	16.10	15.60	15.85	15.40	14.10	15.80	15.80	15.80	15.00	15.00	15.20
1921.....	13.80	13.00	12.00	11.60	10.80	10.80	14.20	15.10	14.80	15.00	15.30	12.10
1922.....	10.20	10.60	10.70	10.20	9.20	9.50	9.60	10.90	10.50	9.70	10.50	10.10
1923.....		11.00	11.00	10.00	10.50	10.90	10.60	9.60	9.80	9.80	9.90	10.20
1924.....	10.00	11.00	11.00	10.00	9.70	9.60	9.40	9.70	10.40	10.00	11.30	9.70
1925.....	11.30	11.00	9.50	10.30	11.30	10.60	10.50	10.20	10.80	10.50	10.20	10.20

MILK COWS

(Dollars per head)

1910.....	45.60		46.60	47.60	50.00	52.00	49.00	52.00	56.00	56.00	56.00	50.00
1911.....	53.50	50.00	53.00	50.00	50.20	51.20	49.00	50.00	49.00	49.20	48.50	48.50
1912.....	50.00	50.00	52.00	48.50	54.50	52.50	60.00	55.00	56.50	67.10	67.50	58.00
1913.....	55.50	58.00	58.00	61.00	62.50	57.90	52.00	60.00	67.00	65.00	60.00	64.00
1914.....	63.50	57.00	53.10	60.00	58.00	58.00	62.00	60.00	61.00	69.70	58.00	60.00
1915.....	60.00	59.00	60.00	56.50	60.00	62.00	60.00	58.50	60.00	63.00	60.30	62.30
1916.....	58.90	58.50	58.30	64.00	63.30	65.00	73.00	75.00	70.90	68.30	75.00	69.00
1917.....	75.00	74.70	79.50	76.00	82.00	83.00	84.00	84.00	87.70	85.40	87.70	95.00
1918.....	95.00	98.00	87.10	91.00	100.00	95.40	88.00	100.00	91.00	100.00	85.70	85.00
1919.....	100.00	85.00	95.00	99.70	103.00	98.70	97.00	98.20	99.00	101.70	110.50	110.00
1920.....	99.90	107.80	115.00	110.00	105.30	106.00	100.00	90.60	104.00	100.00	95.00	83.40
1921.....	85.00	86.00	85.00	87.00	88.00	86.00	80.00	79.00	74.00	70.00	68.00	72.00
1922.....	71.00	70.00	71.00	64.00	67.00	71.00	70.00	71.00	67.00	72.00	69.00	71.00
1923.....		68.80	67.20	74.20	70.50	71.50	73.00	72.60	73.80	72.20	70.00	71.00
1924.....	70.00	73.00	70.00	72.00	75.00	78.00	80.00	82.00	83.00	85.00	70.00	70.00
1925.....	76.00	80.00	75.00	78.40	80.00	85.00	90.00	100.00	103.70	95.00	91.60	85.30

TABLE 8.—New Hampshire: Monthly farm price—Continued

MILK, WHOLESALE

[Cents per gallon]

Year	Jan.	Feb.	Mar.	Apr.	May	June	July	Aug.	Sept.	Oct.	Nov.	Dec.
1910.....	23	20	22	19	22	21	21	23	21	20	22	22
1911.....	22	20	20	20	20	20	19	20	21	18	19	19
1912.....	23	20	20	20	20	19	20	20	20	21	21	20
1913.....	22	20	19	18	20	19	20	19	20	20	21	20
1914.....												20
1915.....	19	19	18	19	20	19	20	18	20	19	20	20
1916.....	18	20	19	19	20	18	19	21	19	20	23	23
1917.....	22	21	22	24	23	22	22	24	27	25	28	20
1918.....	30	30	29	30	36	29	28	31	30	32	32	35
1919.....	35	36	40	35	37	37	38	30	30	37	39	39
1920.....	40	43	41	42	41	40	30	40	40	43	43	41
1921.....	40	38	36	37	35	31	34	33	32	34	33	33
1922.....	30	27	27	28	28	20	20	27	28	27	31	30
1923.....		31	33	31	32	31	31	31				

[Dollars per 100 pounds]

1923.....									2.95	2.73	3.85	3.00
1924.....	2.90	2.80		2.25	2.25						3.70	
1925.....												2.92

BUTTER

[Cents per pound]

1909.....		29	29	28	28	28	29	30	30	33	34	32
1910.....	32	32	32	32	31	30	31	32	32	32	32	32
1911.....	32	30	28	26	27	28	28	30	31	31	32	32
1912.....	34	34	34	32	31	30	29	30	31	32	33	33
1913.....	32	34	34	32	31	30	30	32	34	34	35	35
1914.....	35	34	32	32	32	30	31	32	34	34	34	34
1915.....	34	33	32	32	31	31	32	32	32	32	34	34
1916.....	34	34	34	32	31	33	33	32	34	35	38	39
1917.....	38	38	40	42	44	44	44	44	46	46	48	48
1918.....	50	52	50	48	48	48	49	50	52	58	60	60
1919.....	60	56	56	62	63	60	50	00	61	64	66	66
1920.....	67	67	67	68	66	64	64	64	65	66	66	62
1921.....	58	57	57	56	52	44	44	48	50	52	51	50
1922.....	48	46	44	45	45	44	46	44	50	52	47	50
1923.....	52	50	50	49	48	46	46	48	49	51	52	52
1924.....	52	53	52	48	44	44	44	48	44	45	42	46
1925.....	48	47	43	48	47	47	46	48	49	52	52	52

HOGS

[Dollars per 100 pounds]

1910.....	8.30	9.50	9.00	11.20	9.70	9.60	9.10	9.80	8.70	8.60	8.50	8.10
1911.....	7.60	7.60	7.50	7.00	6.50	5.50	7.00	7.50	6.60	6.70	6.80	6.50
1912.....	6.60	6.30	6.50	6.70	7.20	7.10	7.10	7.50	7.60	7.70	7.60	7.60
1913.....	7.00	7.10	7.80	8.50	8.20	8.30	8.50	8.10	8.30	8.40	8.30	8.30
1914.....	8.20	8.50	8.20	9.20	9.30	8.40	8.30	9.00	9.00	8.80	8.50	7.80
1915.....	7.50	7.30	7.20	7.50	7.50	7.60	7.00	7.40	7.30	7.80	7.70	6.50
1916.....	6.80	7.30	8.40	9.00	9.20	9.00	8.60	9.10	10.00	9.20	9.50	9.10
1917.....	9.20	10.30	12.40	13.50	15.00	14.40	14.20	14.50	17.10	17.10	17.00	16.90
1918.....	10.60	16.40	16.00	16.60	16.40	17.80	16.70	15.00	18.50	17.20	16.10	16.90
1919.....	16.40	15.00	16.60	17.40	18.20	17.50	18.30	19.00	18.00	15.50	14.10	13.80
1920.....	13.50	14.20	14.30	15.10	14.10	14.30	14.20	14.50	15.30	15.20	13.40	11.00
1921.....	10.90	10.20	10.50	8.50	8.40	7.60	7.70	8.80	8.10	8.00	7.80	7.70
1922.....	7.80	8.50	8.80	8.70	9.50	9.10	9.00	9.70	8.80	8.60	8.06	8.60
1923.....		9.20	8.40	8.00	8.00	7.60	7.70	7.20	8.50	8.50	8.80	8.20
1924.....	8.20	8.00	7.90	8.20	8.00	8.50	8.50	8.80	8.30	10.00	10.00	10.50
1925.....	10.50	10.70	11.80	12.80	11.50	12.00	13.20		11.60	12.00	11.00	11.60

TABLE 8.—New Hampshire: Monthly farm price—Continued

SHEEP

(Dollars per 100 pounds)

Year	Jan.	Feb.	Mar.	Apr.	May	June	July	Aug.	Sept.	Oct.	Nov.	Dec.
1910	5.50			7.50		7.60						
1911	5.00			4.50	4.80	4.50				4.00	4.00	5.00
1912	3.20	3.80	4.70	4.20	4.10	5.00	4.50	5.00	4.00	3.60	4.20	3.50
1913	4.60	5.00	5.00	5.70	5.30	5.50	5.80	6.00	5.00	5.00	4.50	4.70
1914	6.00	6.50	6.00	5.90	5.00	5.00	6.50	7.00	5.70	5.40	6.00	5.30
1915	4.60	5.00	5.40	6.10	5.50	5.00	6.40	6.90	6.10	7.00	6.00	5.60
1916	5.70	5.00	6.00	6.10	7.00	7.00	8.00	5.60	6.50	5.80	6.00	6.00
1917	6.60	7.40	7.50	8.20	8.10	7.80	8.80	9.00	9.20	8.50	9.60	8.60
1918	8.20	8.20	9.90	11.00	10.80	11.20	13.00	9.00	10.00	10.00	9.00	10.00
1919	8.30	9.30	10.00	9.50	9.75	10.20	10.30	9.40	9.50	8.10	8.00	6.80
1920	8.90	9.30	8.50	8.70	0.40	9.00	8.50	8.00	6.00	6.50	7.10	6.30
1921	5.30	5.70	5.00	4.80	4.60	4.80	5.20	5.80	4.30	4.20	4.50	4.40
1922	4.40	5.00	6.00	8.00	6.50	7.00	6.80	5.80	6.00	5.80	5.60	5.60
1923		6.70	6.50	7.00	7.00	7.50	8.20	6.70	5.00	6.50		6.80
1924		6.00		6.00	6.00	6.50	6.00	5.50	5.00	5.80		6.30
1925	6.60	6.50	6.50	5.00			6.50	6.50	5.70	5.50	5.00	6.00

LAMBS

(Dollars per 100 pounds)

1910	6.50			8.00		10.00						
1911	7.00			6.20	7.00	7.00	6.00	7.00	5.50	6.20	7.50	6.50
1912	4.80	5.40	6.00	5.50	6.50	7.50	6.60	8.50	7.50	5.50	5.80	5.00
1913	6.20	7.10	8.00	8.50	7.50	8.00	8.00	7.70	6.50	6.10	5.50	6.50
1914	7.50	8.00	8.00	7.40	7.00	7.30	8.00	8.00	7.00	7.00	7.50	8.00
1915	7.00	6.00	7.00	9.00	9.10	8.80	8.50	9.00	8.00	8.50	8.00	7.00
1916	7.60	7.40	8.00	8.10	9.50	8.00	8.50	8.30	9.00	8.10	9.00	6.50
1917	8.70	10.10	10.00	11.30	11.30	10.80	11.80	12.00	12.60	12.80	14.30	12.60
1918	12.50	12.30	13.80	14.00	14.50	15.20	15.00	14.00	14.90	13.50	13.00	14.00
1919	14.00	12.50	13.50	13.00	13.50	13.00	13.70	14.00	14.50	11.00	11.20	10.20
1920	12.80	13.50	12.40	13.60	13.25	13.00	13.90	12.00	9.50	10.30	11.40	9.80
1921	11.20	10.10	8.60	8.00	9.30	9.00	10.60	8.80	9.60	8.40	8.30	8.40
1922	8.60	8.90	9.50	13.30	12.50	11.80	10.80	10.50	11.10	11.00	10.00	10.00
1923		11.50	12.00	11.60	12.00	13.00	15.20	12.70	10.50	12.00		11.20
1924	11.50	11.00		11.50	12.00	11.50	11.00	11.50	11.00	10.50		11.00
1925		12.20	12.00	12.00	12.00	12.50			12.00	11.50	12.00	12.10

WOOL (UNWASHED)

(Cents per pound)

1910	27	25	28	28	26	26	24	25	23	22	24	22
1911	23	22	23	22	19	19	19	20	19	18	19	19
1912	19	19	20	20	21	20	21	20	21	22	22	21
1913	21	22	20	21	20	17	19	19	20	18	19	20
1914	17	16	17	17	20	19	20	20	19	21	20	19
1915	19	21	22	25	27	24	27	24	29	28	20	26
1916	26	29	29	28	32	34	36	34	30		29	37
1917	34	36	43	47	50	52	55	62	58			
1918	66	72	70	68	62	67	67	68	68	64	63	
1919	60	60	55	54	55	62	62	62	58	60	67	64
1920	58	50	61	65	60	46	27	25	27	27	25	55
1921	10	23	18	17	20	19	19	16	17	17	16	23
1922	21	21	24	27	28	30	31	30	32	32	32	20
1923		37	40		36			42	32	32	32	35
1924				45				35	46	45		
1925						40	40	45	45	43	45	44

TABLE 8.—New Hampshire: Monthly farm price—Continued

HORSES  
[Dollars per head]

Year	Jan.	Feb.	Mar.	Apr.	May	June	July	Aug.	Sept.	Oct.	Nov.	Dec.
1910.....	176	150	150	150	160	175	170	175	187	150	150	160
1911.....	170	160	156	153	165	176	166	175	187	155	165	145
1912.....	145	150	175	180	180	175	180	175	180	175	180	185
1913.....	175	175	167	190	204	191	192	195	196	190	170	200
1914.....	190	175	172	170	172	175	155	170	200	170	180	175
1915.....	195	186	187	175	169	175	168	169	170	163	170	165
1916.....	162	180	185	165	165	193	187	188	174	170	167	180
1917.....	185	175	171	200	185	193	182	186	202	201	200	189
1918.....	179	179	175	203	195	182	178	196	175	190	180	180
1919.....	180	180	175	178	175	180	175	187	170	178	171	158
1920.....	175	175	160	188	165	157	160	150	154	155	180	179
1921.....	172	138	141	188	150	173	139	144	130	125	121	125
1922.....	130	130	125	112	143	148	148	148	150	140	120	121
1923.....	111	128	130	125	125	150	150	140	150	135	136	130
1924.....	130	125	130	130	130	130	130	150	148	150	100	100
1925.....	105	120	118	125	130	133	118	133	150	121	125	111

CHICKENS  
[Cents per pound]

1909.....		14.5	13.5	14.0	13.0	14.0	13.0	14.0	13.0	14.0	13.5	12.8
1910.....	12.8	13.2	13.8	14.8	15.8	15.5	15.3	14.6	14.3	14.3	13.7	14.0
1911.....	14.0	14.0	14.3	14.8	14.6	14.6	14.9	15.0	15.4	15.0	14.1	14.0
1912.....	14.0	14.3	14.4	14.4	14.8	14.2	14.8	14.7	13.6	13.8	14.0	14.4
1913.....	14.3	14.1	14.5	15.1	15.0	14.8	16.1	18.1	17.4	16.4	15.0	15.2
1914.....	15.5	15.6	16.9	17.0	17.0	16.9	18.5	18.6	17.3	17.8	16.6	16.5
1915.....	15.4	15.4	17.1	16.8	16.9	16.0	17.0	17.4	16.0	16.7	15.1	15.4
1916.....	14.0	14.3	15.5	17.4	17.2	17.8	20.0	20.0	18.4	18.6	17.2	19.0
1917.....	18.0	19.7	19.1	20.0	23.0	22.4	23.4	21.3	24.2	24.0	23.0	22.7
1918.....	23.0	26.0	26.0	27.0	27.0	30.0	30.4	30.7	30.9	32.2	29.6	30.2
1919.....	30.5	29.3	32.0	33.0	35.3	33.0	37.0	30.0	35.0	32.0	31.0	32.0
1920.....	32.2	33.0	35.3	37.6	38.3	40.3	39.7	41.4	38.0	35.0	33.0	29.0
1921.....	30.0	32.0	33.0	32.0	36.0	34.0	36.0	33.0	31.0	29.0	27.0	29.0
1922.....	26.0	26.0	26.0	26.0	26.0	26.0	31.0	30.0	28.0	26.0	26.0	25.0
1923.....		26.0	26.7	27.0	27.0	29.7	27.0	31.0	25.0	26.0	25.2	24.0
1924.....	26.0	26.0	27.0	25.9	24.0	25.0	28.0	27.0	27.0	26.2	23.0	24.2
1925.....	26.0	25.0	25.0	25.3	28.0	28.0	30.6	27.2	30.0	26.8	28.0	24.5

TURKEYS  
[Cents per pound]

Year	Jan.	Oct.	Nov.	Dec.	Year	Jan.	Oct.	Nov.	Dec.
1912.....		20.0	23.8	23.0	1919.....	37.5	40.0	50.0	48.0
1913.....	20.3	25.0	25.0	21.0	1920.....		50.0	65.0	60.0
1914.....	23.0	24.0	23.0	24.0	1921.....	55.0		57.0	55.0
1915.....	23.0	20.0	23.3	21.5	1922.....	50.0		52.0	50.0
1916.....	20.0				1923.....				58.0
1917.....	23.0	26.0	30.0	35.0	1924.....				42.5
1918.....	31.0				1925.....				45.0

EGGS  
[Cents per dozen]

Year	Jan.	Feb.	Mar.	Apr.	May	June	July	Aug.	Sept.	Oct.	Nov.	Dec.
1909.....		28	24	22	22	24	26	29	31	34	40	40
1910.....	36	30	25	23	24	25	26	28	30	34	37	30
1911.....	33	26	24	20	20	21	24	28	34	34	38	30
1912.....	35	32	27	22	22	22	24	28	32	34	38	38
1913.....	31	27	24	20	22	25	27	30	21	30	45	43
1914.....	36	33	30	26	22	24	26	29	34	38	46	45
1915.....	37	31	32	21	23	24	25	29	33	38	45	41
1916.....	35	29	27	23	23	26	30	36	40	43	51	51
1917.....	46	41	35	32	39	40	38	45	50	54	58	61
1918.....	60	62	41	40	40	43	47	55	68	68	75	78
1919.....	72	50	46	45	52	55	59	65	69	73	84	90
1920.....	77	64	69	52	54	57	61	68	75	81	93	91
1921.....	70	66	68	34	35	35	41	51	56	62	78	75
1922.....	46	42	32	27	29	30	36	39	46	55	73	66
1923.....	50	41	41	31	31	31	35	43	50	57	74	66
1924.....	48	44	31	28	30	32	34	45	53	62	73	74
1925.....	59	52	37	32	34	36	41	48	54	62	73	66



TABLE 9.—New Hampshire: December 1 price of crops, 1866-1925<sup>1</sup>

Year	Wheat	Corn	Oats	Barley	Rye	Buck- wheat	Pota- toes	Tame hay	Wild hay	To- bacco
	Cts. per bu.	Cts. per bu.	Cts. per bu.	Cts. per bu.	Cts. per bu.	Cts. per bu.	Cts. per bu.	Dolls. per ton	Dolls. per ton	Cts. per lb.
1866	179	95	47	83	97	75	34	12.43		
1867	207	112	57	89	116	72	58	10.74		
1868	180	106	57	109	118	69	53	10.04		12.0
1869	147	103	55	83	109	65	36	11.89		
1870	148	98	59	96	111	75	71	17.82		19.7
1871	155	85	57	88	102	64	44	20.68		18.0
1872	163	84	52	81	92	50	44	12.98		25.4
1873	173	85	51	92	161	69	44	13.81		13.8
1874	140	101	50	92	108	56	53	11.84		18.0
1875	143	82	50	89	97	68	37	11.17		18.0
1876	142	72	45	79	92	60	55	11.26		13.1
1877	156	77	42	73	89	54	49	11.48		11.0
1878	148	61	38	69	76	55	56	8.88		
1879	150	78	48	78	96	60	46	9.43		
1880	140	73	43	79	95	65	44	13.37		
1881	156	87	52	82	105	75	80	11.75		12.0
1882	135	96	55	87	92	75	70	12.75		12.0
1883	138	82	47	81	93	62	43	10.75		13.0
1884	120	76	45	76	88	60	46	13.09		11.8
1885	124	71	42	69	83	54	44	12.75		
1886	118	68	41	68	87	57	47	12.09		
1887	104	69	43	69	84	56	35	10.59		
1888	120	72	44	68	87	57	47	10.59		
1889	100	56	38	64	68	53	62	9.83		
1890	118	72	46	74	81	62	72	9.75		
1891	116	77	46	74	95	67	45	11.09		
1892	100	65	44	74	83	70	85	13.20		
1893	85	57	43	70	78	37	63	15.60		
1894	80	76	49	63	74	61	47	10.50		
1895	76	51	35	56	76	47	32	12.50		
1896	100	45	35	53	72	63	47	12.90		
1897	110	45	38	60	84	55	90	11.50		
1898	92	46	38	58	75	47	49	9.25		
1899	95	39	39	65	81	50	46	11.75		10.0
1900	92	56	38	67	82	52	53	15.50		15.0
1901	78	73	52	80	55	79	69	12.40		15.0
1902	73	44	44	75	65	69	55	13.55		16.0
1903	63	48	48	84	59	65	65	13.26		13.0
1904	72	47	47	75	59	65	65	13.26		13.0
1905	69	43	43	73	68	56	63	13.49		15.0
1906	64	44	44	64	71	72	72	13.00		17.0
1907	75	61	61	80	73	60	60	12.50		17.0
1908	79	59	59	80	75	67	67	15.75		12.0
1909	76	64	64	80	80	73	73	16.00		14.0
1910	69	51	51	77	70	64	64	17.90		15.0
1911	82	61	61	86	82	62	62	15.80		15.0
1912	75	45	45	84	81	87	87	17.20		15.0
1913	81	50	50	80	72	81	81	15.00		18.5
1914	82	58	58	82	66	83	83	17.20		18.0
1915	76	54	54	79	70	69	69	17.09	15.50	18.0
1916	115	60	60	90	81	95	95	17.40	14.80	12.0
1917	217	84	84	90	100	166	166	14.56	13.00	17.0
1918	150	87	87	175	183	107	107	12.00	11.00	
1919	170	85	85	150	200	145	145	18.80	14.00	
1920	145	75	75	188	158	175	175	24.00	22.00	
1921	75	60	60	146	122	155	155	25.00	20.00	
1922	75	60	60	98	88	135	135	28.00	20.00	
1923	111	64	64	85	125	105	105	19.00	12.00	
1924	134	73	73	105	100	115	115	19.00	11.50	
1925	160	64	64	85	110	84	84	18.50	11.00	
					90	235	235	18.50	11.00	

<sup>1</sup> These prices are issued, by States, in December each year and published in supplements to Crops and Markets. Prices for recent years appear in current issues of the Yearbook. The full series for any single State is not available in this form elsewhere.

TABLE 10.—*New Hampshire: January 1 farm values of livestock per head, 1867-1926*

Year	Horses	Milk cows	Other cattle	Sheep	Hogs	Year	Horses	Milk cows	Other cattle	Sheep	Hogs
	<i>Dollars</i>	<i>Dollars</i>	<i>Dollars</i>	<i>Dollars</i>	<i>Dollars</i>		<i>Dollars</i>	<i>Dollars</i>	<i>Dollars</i>	<i>Dollars</i>	<i>Dollars</i>
1867	62.43	35.00	23.08	2.56	15.00	1897	47.74	27.12	19.89	2.33	8.97
1868	54.78	34.12	28.29	1.84	8.84	1898	47.59	29.65	24.39	2.97	8.15
1869	68.33	46.56	35.22	1.81	13.67	1899	50.48	33.65	29.58	3.11	8.16
1870	69.13	35.99	36.40	2.14	15.43	1900	37.89	32.70	25.37	3.19	8.38
1871	80.66	33.88	33.08	2.12	16.06	1901	60.59	28.31	15.34	3.06	8.03
1872	72.45	32.00	28.12	2.69	10.71	1902	75.36	31.88	19.75	3.03	9.85
1873	77.55	32.00	34.23	3.77	10.47	1903	77.83	32.50	18.21	2.78	11.42
1874	81.10	34.55	34.14	3.64	11.68	1904	79.06	31.01	15.33	2.83	10.40
1875	82.70	33.43	35.11	3.26	12.67	1905	79.08	32.34	16.31	3.23	9.44
1876	71.06	33.80	32.47	3.37	14.22	1906	97.85	35.20	16.26	3.74	10.25
1877	62.97	29.84	26.80	2.47	13.69	1907	63.00	33.00	17.00	3.81	10.00
1878	58.06	31.61	23.06	2.53	12.37	1908	101.00	32.30	17.00	3.87	9.25
1879	56.33	26.25	27.75	2.28	8.92	1909	98.00	32.00	18.00	3.90	9.50
1880	61.40	28.00	25.36	2.53	11.75	1910	106.69	36.20	20.30	3.70	11.50
1881	59.76	26.25	31.24	2.09	11.85	1911	118.00	48.50	24.90	4.48	11.70
1882	61.22	26.50	26.00	2.90	12.63	1912	126.00	44.00	21.60	4.30	10.50
1883	71.45	32.00	33.15	3.21	12.13	1913	123.00	48.00	24.00	4.40	12.70
1884	79.76	32.62	33.44	3.00	10.94	1914	137.00	53.50	26.80	4.40	14.80
1885	86.74	32.43	31.42	2.54	10.13	1915	127.00	60.63	28.00	4.40	14.00
1886	82.91	29.83	31.32	2.45	9.33	1916	132.00	60.00	28.50	5.50	12.50
1887	83.91	30.20	30.64	2.77	9.28	1917	135.00	66.50	31.60	6.70	15.60
1888	86.15	30.50	29.94	2.98	10.93	1918	151.00	85.00	40.00	10.60	25.00
1889	89.69	29.63	26.90	2.94	10.56	1919	145.00	80.00	39.00	12.00	25.00
1890	88.97	27.63	23.87	2.91	9.19	1920	144.00	86.00	37.80	9.70	24.00
1891	86.90	26.50	22.87	2.93	7.88	1921	131.00	74.00	30.90	7.30	20.00
1892	82.32	26.50	23.48	2.87	8.24	1922	113.00	60.00	23.40	5.50	15.00
1893	77.73	25.70	21.57	2.92	10.23	1923	116.00	59.00	27.00	7.80	17.00
1894	57.58	21.81	22.69	2.38	10.42	1924	113.00	63.00	29.40	7.30	16.00
1895	44.14	25.14	23.79	1.97	8.54	1925	105.00	69.00	23.00	8.80	18.00
1896	49.51	29.60	24.40	2.12	7.76	1926	100.00	72.00	27.40	8.60	19.00

† These prices are issued, by States, in January or February each year and published in supplements to Crops and Markets. Values for recent years appear in current issues of the Yearbook. The early years of the series are available only in the issues in which published at the time, only a few years in any one place.

TABLE 11.—*New Hampshire: January 1 farm values of livestock per head, by ages and groups, 1894-1926*

Year	Horses			Cattle			Sheep			Rams
	Under 1 year old	1 and under 2 years	2 years and over	Under 1 year old	1 and under 2 years	2 years and over	Under 1 year old	Ewes 1 year and over	Wethers 1 year and over	
	<i>Dollars</i>	<i>Dollars</i>	<i>Dollars</i>	<i>Dollars</i>	<i>Dollars</i>	<i>Dollars</i>	<i>Dollars</i>	<i>Dollars</i>	<i>Dollars</i>	
1894	21.63	35.38	64.08	7.59	13.25	23.38	2.08		2.53	
1895	18.00	32.57	49.49	7.86	13.28	29.03	1.73		2.06	
1896	19.09	28.00	56.89	7.80	13.60	30.79	1.80		2.26	
1897	18.00	27.75	53.84	6.53	11.75	24.87	1.99		2.47	
1898	20.25	29.19	63.21	8.00	13.85	30.93	2.65		3.15	
1899	19.50	20.20	56.89	11.60	17.40	30.73	2.55		3.30	
1900	21.05	34.00	66.32	9.70	14.80	31.76	2.70		3.40	
1901	21.62	32.98	61.76	8.19	12.81	27.27	2.69		3.22	
1902	22.29	32.00	77.27	10.25	16.20	35.85	2.44		3.28	
1903	33.19	42.34	79.40	9.84	16.09	31.19	2.30	3.06	3.62	
1904	27.95	44.20	81.62	9.25	14.10	24.35	2.38	3.09	3.50	
1905	31.30	46.62	80.59	8.70	13.70	28.90	2.65	3.57	4.00	
1906	33.59	49.00	100.00	9.00	14.00	28.00	3.25	4.00	5.00	
1907	35.00	60.69	95.00	9.00	16.00	27.00	3.00	4.20	5.00	
1908	37.00	59.00	103.00	10.50	17.00	26.00	3.20	4.35	5.30	
1909	36.00	56.00	100.00	9.00	15.25	33.00	2.60	3.80	4.10	
1910	34.00	65.00	108.00	10.50	16.00	37.50	3.10	4.10	4.70	
1911	42.09	70.00	120.00	13.00	22.80	42.10	3.60	4.40	4.90	
1912	45.00	74.00	128.00	12.00	21.50	33.50	3.40	4.30	4.40	8.00
1913	48.60	75.00	126.00	13.00	22.00	40.00	4.10	5.00	4.60	7.80
1914	54.00	90.00	140.00	16.00	25.50	42.00	3.60	4.40	4.50	7.20
1915	50.00	80.00	130.00	15.50	26.00	46.00	4.00	5.00	5.00	7.70
1916	62.00	82.00	135.00	17.00	27.50	41.00	4.50	5.70	5.00	9.00
1917	54.00	81.00	138.00	19.00	31.00	48.00	5.20	7.00	6.50	10.00
1918	58.00	91.00	155.00	23.00	38.00	63.50	8.20	11.20	10.00	15.00
1919	60.00	99.00	149.00	21.00	37.00	61.60	8.70	13.00	10.80	16.00
1920	62.00	88.00	148.00	23.00	40.80	67.00	8.00	10.00	9.80	15.70
1921	48.00	77.00	135.00	17.00	28.00	65.00	6.00	7.50	6.50	12.00
1922	37.00	65.00	117.00	14.00	21.50	38.00	5.00	5.70	6.00	9.10
1923	41.00	66.00	117.00	15.50	21.00	44.00	6.70	8.00	8.00	13.00
1924	42.00	64.00	113.00	17.00	28.00	45.00	6.00	7.50	7.00	11.50
1925	45.00	63.00	105.00	15.00	25.00	41.00	7.20	8.00	6.50	13.00
1926	42.00	60.00	100.00	17.50	30.00	48.00	7.30	8.60	7.00	14.00

† These prices are issued, by States, in January or February each year and published in supplements to Crops and Markets. They appear for recent years in current issues of the Yearbook. The early years of the series are available elsewhere only in the issues in which they were published at the time.

TABLE 12.—New Hampshire: Value of farm products per unit, by crop-reporting districts, 1924<sup>1</sup>

Item	State price	Item	State price
Values for 1924:		Values for Jan. 1, 1925—Continued	
Corn, 56 pounds, shelled..... bushel	Dolls. 1.25	Horses and colts under 2 years..... head	Dolls. 50.00
Corn cut for silage..... ton	5.30	Horses, 2 years and over..... do.	104.00
Winter wheat..... bushel	1.60	Mules and mule colts under 2 years..... head	44.00
Spring, wheat..... do.	1.60	Mules, 2 years and over..... do.	80.00
Oats..... do.	1.00	Beef calves under 1 year..... do.	17.00
Barley..... do.	.70	Beef heifers, 1 year and under 2 do.	26.20
Rye..... do.	1.05	Beef cows and heifers, 2 years and over..... head	41.00
Buckwheat..... do.	1.60	Steers, 1 year and over..... do.	40.60
Sorghums for grain..... do.	1.10	Beef bulls, 1 year and over..... do.	39.05
Soy beans, shelled..... do.	1.20	Dairy bulls, 1 year and over..... do.	55.00
Cowpeas, shelled..... do.	3.50	Dairy calves under 1 year..... do.	18.00
Potatoes..... do.	1.67	Dairy heifers, 1 year and under 2 do.	29.40
Apples..... do.	.85	Dairy cows and heifers, 2 years and over..... head	61.00
Peaches..... do.	1.07	Lambs, under 1 year..... do.	7.60
Hay, all kinds..... ton	16.60	Ewes, 1 year and over..... do.	9.00
Firewood, cut on farm, 4 by 4 by 8 feet..... cord	7.50	Rams and wethers, 1 year and over..... head	10.00
Milk, whole..... gallon	.28	Goats and kids, all ages..... do.	6.00
Butterfat..... pound	.48	All pigs, 6 months and under..... do.	8.30
Cream..... gallon	2.20	Sows and gilts, 6 months and over..... head	21.00
Wool..... pound	.41	All other hogs, 6 months and over..... head	21.00
Eggs sold..... dozen	.44		
Chickens, raised..... head	1.17		
Values for Jan. 1, 1925:			
Chickens..... do.	1.40		
Turkeys..... do.	4.31		

<sup>1</sup> These values were especially collected for 1924 and Jan. 1, 1925. State not subdivided.

TABLE 13.—New Hampshire: Wages of hired farm labor, 1866-1926<sup>1</sup>

Year and month	Rates per month		Rates per day		Year and month	Rates per month		Rates per day	
	With board	Without board	With board	Without board		With board	Without board	With board	Without board
	Dollars	Dollars	Dollars	Dollars		Dollars	Dollars	Dollars	Dollars
1866.....	15.83	23.05	0.89	1.16	1914.....	24.70	38.50	1.35	1.78
1869.....	16.27	23.97	1.03	1.31	1915.....	25.10	39.50	1.34	1.82
1874 or 1875.....	15.84	24.80	.97	1.30	1916.....	28.00	43.00	1.60	2.00
1877 or 1879.....	12.23	10.63	.74	.97	1917.....	35.00	51.00	1.92	2.50
1879 or 1880.....	13.31	21.45	.94	1.26	1918.....	42.50	63.50	2.45	3.25
1880 or 1881.....	13.00	20.36	.86	1.18	1919.....	44.00	60.70	2.50	3.37
1881 or 1882.....	10.72	25.25	.97	1.30	1920.....	55.00	81.00	3.30	4.05
1884 or 1885.....	15.75	22.80	.95	1.30	1921.....	39.00	61.00	2.20	2.95
1887 or 1888.....	17.00	24.38	.95	1.27	1922.....	38.60	60.00	2.11	2.84
1889 or 1890.....	17.60	25.15	1.00	1.35	1923.....	46.50	69.00	2.70	3.60
1891 or 1892.....	17.60	25.00	.98	1.28	1923-Jan.....	35.00	60.00	2.25	3.00
1893.....	18.96	23.72	1.02	1.31	Apr.....	33.00	55.00	2.00	3.00
1894.....	17.80	27.45	.97	1.25	July.....	60.00	85.00	2.50	3.50
1895.....	18.03	29.29	.95	1.23	Oct.....	49.00	74.00	2.78	3.71
1898.....	18.00	27.41	1.05	1.37	1924-Jan.....	45.00	70.00	2.65	3.30
1899.....	18.48	28.22	1.05	1.41	Apr.....	46.00	72.00	2.65	3.40
1902.....	20.42	33.52	1.11	1.52	July.....	47.00	73.00	2.54	3.60
1906.....	23.48	34.78	1.23	1.64	Oct.....	47.00	73.00	2.65	3.48
1909.....	25.18	37.92	1.31	1.70	1925-Jan.....	44.00	65.50	2.30	3.15
1910.....	23.50	35.50	1.18	1.65	Apr.....	45.00	70.00	2.55	3.35
1911.....	23.70	35.90	1.28	1.69	July.....	48.00	75.00	2.60	3.35
1912.....	24.00	38.00	1.32	1.77	Oct.....	46.00	71.00	2.60	3.30
1913.....	24.70	33.60	1.39	1.70	1926-Jan.....	44.00	71.50	2.45	3.30

<sup>1</sup> Wages of hired farm labor are now published quarterly as collected in Crops and Markets supplements. Revised averages for the United States were published in the April, 1926, Supplement to Crops and Markets, but the State figures have not been heretofore published as an entire series.

TABLE 14.—New Hampshire: Farm lands—Value per acre, 1912-1926<sup>1</sup>

Year	All farm lands		Plow lands			Year	All farm lands		Plow lands		
	With improvements	Without improvements	Poor	Good	All		With improvements	Without improvements	Poor	Good	All
	Dollars	Dollars	Dollars	Dollars	Dollars		Dollars	Dollars	Dollars	Dollars	Dollars
1912	34	15				1920	52	20	24	64	42
1913	34	16				1921	51	22	24	63	41
1914	37	17				1922	52	27	25	64	41
1915	37	15				1923	46	25	24	53	40
1916	35	18	24	50	37	1924	45	25	23	59	40
1917	40	20	24	50	37	1925	45	23	23	60	41
1918	40	23	21	52	39	1926	50	25	26	61	42
1919	45	24	23	54	39						

<sup>1</sup> The values of all farm lands have been collected from crop correspondents since 1912 and have been drawn on for various purposes, but not previously published as a series, by States.  
The values of plow lands have been published as prepared in supplements to Crops and Markets and its predecessors and in the Yearbooks of the department, a few years at a time. The full series to 1926, by States, is here published for the first time.

TABLE 15.—Vermont: Monthly farm price<sup>1</sup>

WHEAT

[Cents per bushel]

Year	Jan.	Feb.	Mar.	Apr.	May	June	July	Aug.	Sept.	Oct.	Nov.	Dec.
1908	95	85	90	100	100	102	102	102	100	98	100	104
1909	112	114	106	112	132	145	144	137	126	112	115	118
1910	112	112	120	122	121	124	121	114	108	102	100	101
1911	96	98	96	87	96	99	102	102	106	105	100	100
1912	102	102	100	101	113	120	115	111	104	100	98	99
1913	95	95	98	100	109	101	102	101	104	98	98	100
1914	100	100	100	102	100	105	105	108	106	106	103	108
1915	120	127	128	125	124	124	118	110	110	114	111	104
1916	110	120	110	96	108	121	120	131				176
1917	104	212	217	220	274	217	304	260	231	236	236	228
1918	218	218	225	235	246	238	232	243	235	230	231	229
1919	226	224	224	227	232	234	240	249	232	233	230	238
1920	244	236	242	255	268	268	294	252	250	252	220	186
1921	182	190	178	160	174	169	152	154	186	157	137	138
1922	138	143	178	202	172	134	130	122	122	151	154	148
1923	135	140	150	145	160	175	172	147			150	135
1924												152
1925												150

BRAN (AS BOUGHT)

[Dollars per ton]

1910	28.30	28.80	29.30	28.10	26.30	25.60	26.50	27.10	26.70	26.50	25.90	27.20
1911	29.40	27.00	26.70	26.00	28.00	27.80	27.60	28.00	28.00	29.10	29.40	29.40
1912	30.00	30.70	31.60	32.90	33.40	31.30	30.00	28.90	29.00	28.10	26.90	25.60
1913	27.50	25.90	25.60	25.50	24.90	25.20	25.00	27.00	27.00	27.20	27.40	27.30
1914	28.00	28.10	29.40	30.10	30.30	29.80	29.10	28.70	29.00	27.60	27.70	27.80
1915	29.60	30.50	29.30	28.90	28.50	28.50	27.80	28.50	27.80	23.70	27.00	27.40
1916	29.30	26.70	26.70	27.70	26.30	26.50	25.30	27.50	29.30	29.30	32.70	33.70
1917	34.40	39.60	42.00	47.00	49.00	44.50	39.80	42.00	40.00	39.60	30.70	47.00
1918	40.20	46.20	50.00	48.00	48.70	47.40	46.00	43.00	40.70	47.00	43.50	44.10
1919	56.40	52.30	49.60	50.90	51.30	51.20	47.80	53.50	51.50	49.70	49.40	51.00
1920	52.30	53.40	56.80	60.80	64.00	65.90	64.90	61.50	59.00	51.00	47.00	46.00
1921	43.00	39.00	40.00	38.00	33.00	31.00	30.00	27.00	27.00	26.00	25.00	31.00
1922	33.00	35.00	38.00	37.00	36.00	31.00	26.00	28.00	28.00	31.00	33.00	35.00
1923	36.00	39.50	39.50	41.00	41.50	39.00	37.30	37.80	39.50	40.00	39.50	39.00
1924	39.70	38.30	38.50	37.60	37.00	38.00	38.00	36.00	36.50	36.50		
1925				34.00		40.50	37.60	36.00	37.60	36.00	36.70	37.50

<sup>1</sup> These prices are the estimated prices of farm products received by producers on the 15th of the month as currently reported in the supplements to Crops and Markets, monthly, by States, or in the case of some products for which prior to January, 1924, prices were reported on the 1st of the month, converted to the 15th of the month by averaging the prices reported on the 1st of two successive months. Prices were first collected monthly in 1908, the list being extended from time to time. All the available monthly prices are shown.

TABLE 15.—Vermont: Monthly farm price—Continued

## CORN

[Cents per bushel]

Year	Jan.	Feb.	Mar.	Apr.	May	June	July	Aug.	Sept.	Oct.	Nov.	Dec.
1908	76	73	73	75	78	82	82	82	84	82	80	76
1909	76	76	76	78	82	84	84	81	80	78	74	74
1910	74	74	76	74	72	70	71	74	74	68	65	66
1911	64	61	60	61	64	68	74	78	78	79	80	80
1912	70	77	78	81	83	86	84	81	84	83	76	69
1913	66	66	66	68	70	72	74	78	83	82	81	81
1914	70	76	74	76	78	80	82	87	90	83	80	80
1915	84	86	82	83	84	82	83	85	90	84	84	83
1916	89	87	86	88	90	90	90	94	98	106	110	105
1917	105	118	126	152	168	158	171	168	198	190	203	202
1918	184	199	222	210	191	182	182	188	193	178	167	172
1919	167	158	164	174	182	189	202	217	196	174	176	175
1920	178	180	186	192	200	212	210	193	176	160	138	122
1921	117	104	93	92	92	90	86	86	94	90	78	74
1922	74	77	80	85	89	82	85	89	87	87	90	92
1923	88	90	93	100	101	106	110	105	102	104	108	103
1924				100	100							120
1925												163

## OATS

[Cents per bushel]

1908	62	62	62	63	67	68	66	65	64	62	62	60
1909	60	60	62	65	67	68	68	64	58	54	52	55
1910	60	60	62	60	59	56	54	54	53	50	46	48
1911	46	46	45	45	47	50	54	57	59	60	59	58
1912	60	62	63	66	70	69	67	63	58	51	46	48
1913	48	47	46	48	50	50	52	55	58	55	52	52
1914	54	53	52	54	56	58	57	57	58	56	54	58
1915	62	61	64	65	68	68	66	64	61	56	52	55
1916	57	58	56	60	61	61	64	64	65	64	64	66
1917	68	73	80	88	96	95	94	98	90	82	84	87
1918	92	98	105	107	109	110	104	104	100	92	90	92
1919	94	91	86	84	86	93	96	98	98	94	92	92
1920	96	102	108	118	130	138	134	114	98	91	81	74
1921	74	69	66	68	69	67	62	63	64	64	62	59
1922	58	60	62	67	68	67	60	66	65	62	57	60
1923	60	62	68	68	70	72	74	72	67	66	66	56
1924	60	65	68	60	60							70
1925				62	70	64	60		58	54	51	57

## BARLEY

[Cents per bushel]

1908	74	76	74	78	86	88	88	86	82	76	72	72
1909	74	76	70	86	80	85	86	86	84	84	80	78
1910	70	78	84	89	88	86	84	82	78	74	70	70
1911	76	73	72	75	76	79	83	84	86	92	88	82
1912	82	90	94	94	106	110	99	96	94	92	87	85
1913	88	82	82	85	80	80	88	91	87	78	78	80
1914	79	76	81	87	84	82	85	88	90	90	82	80
1915	90	86	94	92	96	97	96	92	80	86	80	76
1916	80	86	88	93	98	95	91	84				
1917	112				180	170	170				90	101
1918	156	162	182	210	218	208	196	154	132	136	142	142
1919	132	140	146	144	148	165	187	183	172	170	154	143
1920	178	172	166	204	220	210	197	194	181	185	135	116
1921	120	115	110	118	120	114	114	120	100	100	91	88
1922	95	98	108	120	110	118	124	102	104	105	97	98
1923	98	104	112	122	132	138	128	112	112	110	100	90
1924					100							103
1925									105	100	80	83

TABLE 15.—Vermont: Monthly farm price—Continued

BUCKWHEAT [Cents per bushel]												
Year	Jan.	Feb.	Mar.	Apr.	May	June	July	Aug.	Sept.	Oct.	Nov.	Dec.
1908	69	66	68	74	82	82	79	78	75	72	70	71
1909	72	75	77	78	80	98	94	86	82	80	78	80
1910	84	87	88	84	81	80	80	78	72	72	72	78
1911	86	86	85	84	84	82	85	84	84	85	84	86
1912	92	92	92	94	99	102	190	92	85	86	86	78
1913	80	85	94	88	80	80	78	76	80	86	84	82
1914	84	85	88	83	83	90	88	85	81	78	81	82
1915	89	92	88	91	98	190	94	90	86	81	82	83
1916	87	90	92	92	89	94	96	94	94	90	103	102
1917	90	111	133	142	162	136	184	164	162	166	182	150
1918	154	162	160	199	193	188	192	180	160	150	145	169
1919	166	144	148	160	157	165	174	168	158	156	165	162
1920	160	164	175	182	186	200	180	172	167	153	146	130
1921	118	120	125	117	112	108	108	114	108	101	95	89
1922	57	94	106	114	110	118	125	102	92	80	87	86
1923	80	90	100	108	120	113	102	101	98	95	98	100
1924				100								105
1925												90

APPLES [Dollars per bushel]												
1910	0.97	1.02	1.17	0.99	0.88	0.88		0.55	0.70	0.80	0.92	0.93
1911	1.00	.95	1.10	1.12	1.00	.82		.69	.76	.75	.75	.80
1912	.80	.95	.95	1.00	1.25			.60	.65	.65	.74	.85
1913	.96	1.00	1.05	1.00	1.00	1.00		1.10	1.05	1.00	1.26	1.25
1914	1.25	1.25	1.50					.70	.75	.50	.50	.65
1915	.79	.80	.78	.97					.85	.95	1.15	1.10
1916	1.05	1.20	1.08					.85	.65	.85	.85	1.00
1917	.99	1.25	1.25	1.25	1.25				1.00	1.10	1.20	1.15
1918	1.25	1.50		1.50				1.00	1.15	1.25	1.50	1.50
1919	1.50	1.69	1.60					1.25	1.50	1.60	2.10	2.00
1920	2.10	2.10	2.00		1.80			1.80	1.50	1.44	1.60	1.95
1921	1.88	1.83	1.51	2.05			1.67	1.61	1.34	1.05	2.02	2.30
1922	2.60	2.60	2.50	3.25	2.50			1.32	1.15	1.35	1.45	1.59
1923	1.88	2.50	2.50						2.25	2.50	2.90	1.57
1924	2.00	2.00	2.00	1.80		2.00		1.20	1.00	1.25	1.50	1.40
1925		1.75						2.60	1.75	1.55	1.62	1.42

[Dollars per barrel]												
1914										1.65		
1915	2.45		2.50	2.90						2.98	1.55	2.10
1916	3.00	3.25	2.98	3.45	3.25				1.88	3.70	3.16	3.10
1917	2.90	3.00	2.80	3.50	3.15					2.28	2.81	2.60
1918	3.50	4.20	3.35	4.75						3.16	3.70	3.40
1919	4.60	5.00	0.00					2.50	2.60	3.70	4.09	4.50
1920	5.90	6.20	5.90	5.00	5.50				2.80	4.10	5.20	5.60
1921	5.00	5.45	5.20	4.67	5.50		4.00		5.30	4.60	4.25	4.05
1922	6.50	7.60	7.25	8.50	7.00				3.60	4.50	6.00	6.00
1923	4.25	5.00	5.50	6.00					3.57	2.83	3.70	3.84
1924	5.10	5.00	5.20	5.10						5.80	5.20	4.50
1925	3.80			4.50						3.50	4.30	4.00

CABBAGE [Dollars per 100 pounds]												
1910	2.25	1.38	1.25	1.50		3.00				1.75		1.83
1911	2.30	2.50	1.50	1.78	2.00			2.50	3.00	2.00	3.00	1.62
1912	1.50	2.50	3.00	4.50		3.00	4.00	3.50	2.00	1.52	1.60	1.65
1913	1.20	2.00	1.00		3.25	3.00	3.50	2.60	1.75	3.12	2.00	1.75
1914	2.20	2.60	2.62	2.75					1.83		1.05	1.50
1915	1.60	1.50	1.50	1.85			3.50	2.25		1.50	1.25	1.25
1916	1.50	1.80	2.00	2.00				3.67	2.10	3.00	2.30	2.60
1917	3.20	5.00						3.40	2.20	1.70	2.40	2.60
1918	2.10	2.50		2.70				3.90	2.50	3.00	3.00	2.40
1919	3.00	3.00	3.40				4.40	3.80	3.16	2.10	2.00	3.00
1920	3.80	4.60	5.10	7.00				2.30	3.15	2.90	3.44	2.70
1921	3.25	2.34	2.43	3.17			7.00	3.35	2.72	2.17	2.18	2.50
1922	2.60	3.10	3.30	3.25			4.00	4.00	2.83	2.15	2.00	2.41
1923	2.88	3.50	3.80				4.50	5.00	2.00	2.50	2.85	2.00
1924	2.50	2.60	2.80					2.50				
1925	2.50	2.75		1.80				2.50	2.17	2.30	2.00	2.08

TABLE 15.—Vermont: Monthly farm price—Continued

ONIONS

[Cents per bushel]

Year	Jan.	Feb.	Mar.	Apr.	May	June	July	Aug.	Sept.	Oct.	Nov.	Dec.
1910.....					75			91		80	92	100
1911.....	87	83	100	100	100	100		108	139	96	94	110
1912.....	126	125	128				125	140	90	80	68	75
1913.....	68	70	73	70	65			135	100	100	109	110
1914.....	105	126	167	115					98	66	60	78
1915.....	82	80	80	90	75			75	87	100	110	110
1916.....	135	150	130	150	110			126	111	110	125	160
1917.....	200	400	550						150	150	160	175
1918.....	180	155	125	100	125				144	170	130	130
1919.....	155	140	140	200				234	160	190	210	250
1920.....	280	360	325	375					250	156	125	143
1921.....	120	118	104	58	69	40	107	208	183	210	200	295
1922.....	315	390	420	563	450		350	283	157	149	147	167
1923.....	150	300	160	176			230		170	150	188	182
1924.....	220	200	171	160			250	180	222	167	175	186
1925.....		300		212	250	250	250	250				

POTATOES

[Cents per bushel]

1908.....	58	62	64	68	70	72	84	92	84	72	67	70
1909.....	72	74	76	82	82	97	94	84	66	50	45	46
1910.....	48	46	40	32	25	24	45	64	54	45	44	46
1911.....	46	48	50	50	55	62	66	92	105	82	74	84
1912.....	98	107	112	124	136	123	112	109	75	50	52	56
1913.....	50	65	66	65	66	68	72	79	76	68	70	70
1914.....	72	75	76	76	73	70	70	80	69	50	48	48
1915.....	59	48	45	40	38	40	52	64	62	66	78	80
1916.....	94	110	116	125	124	122	121	106	98	103	122	141
1917.....	158	212	235	240	298	294	232	182	134	124	134	142
1918.....	144	135	110	98	94	92	149	181	162	147	137	128
1919.....	117	114	110	108	116	122	161	200	180	151	150	160
1920.....	182	226	264	298	370	420	385	288	172	124	126	128
1921.....	126	119	104	82	64	48	61	132	163	120	101	99
1922.....	192	108	108	112	106	92	108	112	92	87	90	94
1923.....	96	98	102	116	134	142	151	168	150	113	100	98
1924.....	100	100	107	180	100	105	100	124	91	82	60	74
1925.....	80	81		75	61	61	122	200	142	135	200	220

TOMATOES

[Cents per bushel]

Year	Sept.	Oct.	Year	Sept.	Oct.	Year	Sept.	Oct.	Year	Sept.	Oct.
1912.....	150	88	1917.....	150	125	1921.....	115	190	1925.....		100
1913.....	108	150	1918.....	110	190	1922.....		117			
1914.....	120	100	1919.....	180	140	1923.....	208	154			
1916.....	110	100	1920.....	210	160	1924.....		170			

TURNIPS

[Cents per bushel]

Year	Jan.	Feb.	Nov.	Dec.	Year	Jan.	Feb.	Nov.	Dec.
1912.....			50	50	1919.....	90	95	100	100
1913.....	41	50	60	64	1920.....	100	110	111	105
1914.....	52	49	46	41	1921.....	104	91	90	85
1915.....	41	47	48	50	1922.....	100	95	84	80
1916.....	55	63	72	72	1923.....	100	85	80	98
1917.....	70	90	80	80	1924.....	100	100	98	
1918.....	95	95	91	91	1925.....	100	100	128	98

TABLE 15.—*Vermont: Monthly farm price—Continued*

 BEANS, DRY  
 [Dollars per bushel]

Year	Jan.	Feb.	Mar.	Apr.	May	June	July	Aug.	Sept.	Oct.	Nov.	Dec.
1910	2.65	2.69	2.46	2.47	2.50	2.70	2.80	2.85	2.81	2.80	2.75	2.59
1911	2.56	2.40	2.32	2.39	2.24	2.27	2.34	2.31	2.50	2.28	2.35	2.65
1912	2.75	2.50	2.54	2.65	2.71	3.00	2.84	2.75	2.85	3.02	2.88	2.84
1913	2.65	2.65	2.60	2.51	2.60	2.63	2.75	2.60	2.54	2.50	2.57	2.60
1914	2.55	2.80	2.40	2.50	2.60	2.40	2.60	2.70	3.05	3.40	2.80	2.90
1915	3.00	3.40	3.40	3.20	3.25	3.30	3.25	3.20	3.25	3.30	3.00	3.60
1916	3.75	4.05	3.50	3.84	3.87	3.95	5.00	5.60	5.00	5.00	5.92	6.30
1917	6.39	6.40	6.80	7.40	9.50	9.80	9.50	8.90	8.90	8.00	8.50	8.50
1918	8.00	8.00	7.70	7.90	7.85	7.75	7.60	7.50	7.50	7.35	6.75	6.50
1919	5.50	5.50	4.80	4.80	4.70	4.70	4.70	4.95	4.80	4.60	4.60	5.00
1920	5.00	3.00	4.75	5.10	5.10	5.40	5.10	5.09	5.50	5.25	4.95	4.41
1921	4.38	4.21	3.80	4.24	3.81	3.38	4.22	4.09	4.46	4.73	4.35	4.15
1922	4.00	4.15	4.40	4.46	4.78	4.97	5.01	4.82	5.10	3.97	4.11	4.60
1923	4.65	4.90	4.70	4.70	5.00	4.80	5.15	4.20	4.60	4.55	4.70	4.30
1924	4.60	4.30	4.20	4.39	4.90	4.00	4.00	4.49	4.60	4.40	4.40	4.20
1925	4.20	4.20	4.80	4.30	4.30	4.40	4.80	4.60	4.40	4.50	4.00	4.69

 COTTONSEED MEAL (AS BOUGHT)  
 [Dollars per ton]

1910						35.70		35.40	34.40	34.30	34.60	32.50
1911	33.70	32.10	32.50	31.50	32.50	31.80	32.20	31.00	32.20	33.70	34.10	32.50
1912	35.90	32.70	33.30	34.50	34.80	34.20	33.60	34.40	32.70	33.20	32.90	32.80
1913	33.70	33.20	33.20	33.80	34.30	34.60	35.00	35.80	35.50	34.40	34.10	34.70
1914	34.65	34.70	34.90	34.70	35.10	34.70	35.50	35.20	34.60	32.40	31.30	31.50
1915	32.00	34.50	34.10	34.40	34.50	33.70	34.00	34.60	34.00	35.80	37.50	39.70
1916	40.70	39.50	39.10	38.60	37.90	37.80	37.80	37.30	39.50	39.39	43.20	44.00
1917	45.90	46.70	46.00	50.00	50.00	50.00	53.00	54.90	53.70	54.60	56.50	53.40
1918	59.90	59.00	63.30	65.00	60.00	61.00	62.00	61.50	62.50	65.00	65.10	68.00
1919	68.20	66.80	64.20	68.80	67.80	67.50	70.00	74.00	81.40	81.50	82.10	82.20
1920	82.20	82.70	83.50	81.75	82.50	81.30	77.90	76.40	77.00	70.00	58.00	56.00
1921	49.60	48.00	46.00	44.00	43.00	45.00	46.00	51.00	50.00	51.00	50.00	51.00
1922	50.00	51.00	53.00	56.00	57.00	58.00	59.00	50.00	49.00	54.00	56.00	57.00
1923	57.50	56.30	58.30	56.00	57.60	56.50	56.00	54.00	57.00	56.40	56.00	57.20
1924	57.00	54.00	53.50	53.00				54.00	53.00	53.50	53.00	
1925			51.00	50.00		53.00	54.00	56.00	56.00	51.60	56.00	49.20

 HAY (LOOSE)  
 [Dollars per ton]

1908	12.00	12.00	12.25	13.75	14.88	13.88	13.38	14.12	14.25	13.50	13.25	13.62
1909	13.88	14.00	14.00	14.12	14.02	14.65	14.65	13.25	13.35	13.60	14.25	14.85
1910	15.05	15.30	16.30	16.55	15.80	14.20	12.25	11.05	11.40	12.25	12.45	12.30
1911	12.20	12.65	11.20	11.15	12.15	13.25	13.80	13.85	14.10	13.45	13.40	14.50
1912	15.05	15.15	16.00	16.70	17.05	16.35	14.16	13.20	13.20	13.05	13.58	13.80
1913	13.60	13.15	13.40	13.80	13.75	11.00	13.80	13.65	14.10	14.06	14.05	13.95
1914	13.45	13.75	14.35	14.65	14.70	15.35	15.20	15.30	15.20	14.35	14.40	14.15
1915	14.50	15.20	15.15	15.20	15.25	15.90	16.85	16.75	15.40	14.95	15.45	15.10
1916	15.55	16.10	16.60	17.65	18.00	16.55	15.05	13.55	12.87	12.77	12.60	11.75
1917	10.80	11.10	11.40	11.55	12.10	12.60	11.00	10.25	9.00	11.20	11.80	11.95
1918	12.75	13.55	13.00	14.40	14.80	14.55	14.40	14.90	15.80	15.70	15.80	17.55
1919	19.16	19.75	20.50	22.50	20.50	28.00	24.00	20.55	20.05	20.50	20.55	20.80
1920	22.25	23.25	21.90	25.80	26.10	28.45	27.70	25.20	25.45	24.60	23.35	23.35
1921	23.85	21.55	20.55	22.15	21.70	21.85	23.75	24.50	23.85	24.10	23.10	23.50
1922	23.40	22.65	22.65	23.50	24.75	25.10	22.85	19.40	17.75	17.15	17.05	17.25
1923	16.95	16.75	16.10	16.85	17.65	17.60	17.15	17.05	17.30	16.30	16.55	18.80
1924	18.00	17.50	17.40	16.80	16.60	17.00	17.50	18.30	17.00		17.00	
1925		15.00	18.40	16.00	19.20	17.00	15.70	15.10	16.00	13.50	13.00	14.50

 CLOVER HAY  
 [Dollars per ton]

1914										14.00	14.00	13.30
1915	13.30	13.70	14.00		12.80	14.00	15.00	14.50	12.50	15.00	14.40	14.30
1916	14.40	12.00	14.50	16.00	16.00	16.00	15.00	13.40	11.50	11.25	11.00	10.20
1917	11.95	11.80	11.00	11.70	12.00	12.60		11.20	10.60	10.50	11.00	12.40
1918	12.70	13.00	13.00	13.60	14.50	14.60	14.40	14.40	16.00	15.90	15.00	15.00
1919	20.00	20.00	18.00	18.60	18.60	21.10	25.30	19.00	18.50	19.20	18.80	19.50
1920	19.10	21.70	21.20	20.00	25.50	20.30	22.45	23.30	24.60	22.00	21.60	20.50
1921	19.60	21.00	18.00	19.00	15.00	18.00	20.00	24.00	23.00	22.00	20.60	21.00
1922	19.00	21.00	21.00	21.00	21.00	21.00	22.00	20.00	17.00	19.00	17.00	18.00
1923	15.60	17.10	15.40	14.70	16.00	15.50	17.60	13.50	14.00	20.00		17.50
1924	15.20	16.00										
1925		13.70				10.00		15.00				11.60



TABLE 15.—Vermont: Monthly farm price—Continued

## TIMOTHY HAY

[Dollars per ton]

Year	Jan.	Feb.	Mar.	Apr.	May	June	July	Aug.	Sept.	Oct.	Nov.	Dec.
1914										14.00	13.20	13.50
1915	13.80	14.10	13.90	14.10	14.00	15.00	15.50	15.00	14.20	15.30	14.80	15.00
1916	15.30	14.40	16.80	18.00	18.00	17.50	17.00	13.50	12.57	12.40	13.00	12.60
1917	12.40	13.10	12.70	12.60	12.85	12.70	12.00	10.60	10.20	11.00	11.70	13.00
1918	13.75	13.85	14.50	14.50	15.50	15.00	16.00	16.00	15.90	17.70	20.00	20.00
1919	21.10	21.50	21.00	22.30	25.10	26.00	23.00	21.80	21.20	21.20	20.80	21.70
1920	21.60	23.60	24.60	27.10	27.60	27.60	25.80	25.80	26.00	25.00	23.00	22.30
1921	22.00	22.00	20.00	21.00	18.00	19.00	22.00	25.00	25.00	23.00	24.00	23.00
1922	22.00	23.00	23.00	24.00	24.00	26.00	24.00	19.60	20.00	19.00	19.00	18.00
1923	17.00	16.80	17.30	17.20	17.20	18.30	18.50	15.00	14.60	17.50		18.80
1924	18.40	18.00	18.50	18.00			20.00					
1925		15.00		18.00	16.00	14.10		16.30		15.70	16.80	14.70

## MAPLE SUGAR

[Cents per pound]

Year	Feb.	Mar.	Apr.	May	June	Year	Feb.	Mar.	Apr.	May	June
1912		10.0	12.0	11.0	11.0	1919	23.5	27.0	29.0	20.0	26.0
1913	12.0	11.6	11.7	10.5		1920	30.0	32.0	36.0	34.0	33.0
1914		11.5	10.9	10.8	10.5	1921	23.0	24.0	22.0	17.0	16.0
1915	9.8	10.5	11.5	11.5	11.2	1922	15.0	21.0	22.0	20.0	19.0
1916	11.0	12.5	12.5	11.7	12.5	1923	22.0	24.0	25.0	26.0	26.0
1917	15.0	13.4	15.0	14.5	15.4	1924	23.0	25.0	25.0	28.0	26.0
1918	19.5	20.0	22.0	23.0	22.0	1925	22.0	22.0	27.6	20.7	26.0

## MAPLE SIRUP

[Dollars per gallon]

1912		1.01	1.00	0.93	1.05	1919	2.10	2.20	2.00	1.95	2.10
1913	1.01	1.00	1.10	.94	.98	1920	2.70	2.70	2.85	2.70	2.70
1914		1.00	.95	1.00	.99	1921	2.03	1.93	1.80	1.92	1.40
1915	1.02	1.06	1.00	.98	1.04	1922	1.50	1.80			1.66
1916	.95	1.01	1.05	1.06	1.12	1923	2.00	2.00	2.05	2.00	2.00
1917	1.20	1.20	1.25	1.30	1.30	1924	1.95	1.75	1.80	1.88	1.80
1918	1.70	1.75	1.60	2.00	1.75	1925	2.00	2.20	2.06	2.10	1.98

## BEEF CATTLE

[Dollars per 100 pounds]

Year	Jan.	Feb.	Mar.	Apr.	May	June	July	Aug.	Sept.	Oct.	Nov.	Dec.
1910	5.50	5.40	5.40	5.30	5.40	5.80	4.90	4.10	5.00	4.50	5.10	5.70
1911	5.10	5.00	5.10	4.90	4.40	4.20	4.70	4.20	4.80	5.10	3.70	4.00
1912	4.50	4.50	4.30	5.20	5.30	5.20	4.70	6.30	5.10	4.90	4.70	4.70
1913	4.70	4.70	5.10	5.00	5.40	5.40	5.50	5.00	5.00	5.60	4.70	4.80
1914	6.00	5.80	5.70	5.50	5.40	6.10	6.00	5.80	5.80	5.80	5.50	5.90
1915	5.30	4.90	5.40	5.20	5.30	5.60	5.60	5.70	5.30	5.40	5.20	4.90
1916	5.20	5.50	5.30	5.70	5.60	6.60	6.10	5.90	6.00	5.80	5.20	5.70
1917	5.70	6.20	6.60	6.90	8.20	7.90	7.00	7.00	7.40	7.20	7.20	7.30
1918	7.50	7.80	7.80	8.90	8.70	9.00	8.40	8.50	8.50	8.40	7.40	7.30
1919	8.10	8.10	8.20	8.30	8.60	10.00	8.40	8.50	8.10	6.80	7.30	7.40
1920	8.10	7.80	8.30	7.95	7.70	8.00	8.30	7.10	7.50	6.70	5.90	5.90
1921	5.70	5.00	5.40	4.70	5.50	4.80	4.30	4.80	4.60	4.40	4.60	4.60
1922	4.00	4.00	4.10	4.50	5.00	4.60	4.90	4.20	4.50	4.60	4.10	4.20
1923	4.80	4.70	4.30	5.00	4.40	4.20	5.20	4.90	5.70	4.60	5.10	4.80
1924	4.60	4.30	4.50	4.90	4.60	4.30	4.40	5.10	4.00	4.70	5.00	4.50
1925	4.20	4.80	5.30	5.00		5.50	5.00	4.60	4.80	5.00	4.80	5.20

TABLE 15.—Vermont: Monthly farm price—Continued

VEAL CALVES

[Dollars per 100 pounds]

Year	Jan.	Feb.	Mar.	Apr.	May	June	July	Aug.	Sept.	Oct.	Nov.	Dec.
1910.....	6.80	6.10	6.10	6.80	7.00	6.40	6.30	6.50	6.30	6.50	7.10	7.00
1911.....	7.00	6.40	6.40	5.90	5.20	5.50	5.50	4.00	5.90	6.80	6.50	5.90
1912.....	6.50	6.80	6.30	6.40	6.40	6.50	6.70	6.30	6.70	6.80	7.00	7.10
1913.....	6.80	7.00	7.10	7.00	7.00	7.00	6.80	7.50	7.70	7.30	8.00	7.90
1914.....	7.60	7.60	7.60	7.40	7.10	7.50	8.00	8.00	7.50	8.00	7.60	8.00
1915.....	7.00	7.80	7.40	7.50	7.20	7.60	8.00	8.20	8.30	7.90	8.20	7.50
1916.....	8.50	8.80	8.50	8.00	8.00	8.50	8.70	9.20	9.10	9.20	9.10	9.60
1917.....	9.50	9.80	9.90	10.30	10.40	11.10	12.40	11.00	12.20	12.10	11.80	12.20
1918.....	12.20	12.20	12.50	12.40	12.70	13.20	13.50	14.00	14.00	13.80	13.40	13.30
1919.....	13.60	13.80	14.00	13.90	13.20	13.50	14.50	15.30	15.40	15.50	14.60	14.70
1920.....	14.90	16.00	15.30	14.80	15.35	13.00	13.10	12.50	13.40	12.70	11.40	10.80
1921.....	11.20	11.30	10.30	7.80	8.20	8.00	7.10	7.70	7.60	8.50	8.40	8.80
1922.....	8.40	9.00	9.00	7.60	7.70	8.30	8.20	8.20	8.90	9.00	9.60	9.40
1923.....	9.20	9.20	9.30	8.40	8.10	8.30	8.50	9.20	9.10	9.20	9.50	9.50
1924.....	9.80	9.40	9.20	8.50	8.50	8.20	8.50	9.40	9.40	9.50	9.10	9.20
1925.....	10.30	10.20	9.20	10.10	10.00	9.10	9.30	9.50	10.00	10.30	11.50	10.30

MILK COWS

[Dollars per head]

1910.....	41.40	35.70	42.80	45.00	49.40	46.60	48.00	45.50	50.70	48.00	50.00	48.00
1911.....	50.00	47.00	47.20	45.00	44.40	43.30	41.10	43.80	41.50	45.50	47.00	44.60
1912.....	45.60	43.00	43.00	48.00	50.40	49.00	48.00	50.50	46.30	45.00	45.00	45.70
1913.....	47.00	47.90	50.00	52.60	50.90	53.50	49.50	49.40	51.00	50.30	53.00	52.30
1914.....	53.00	53.50	53.00	55.00	58.50	53.30	57.00	58.00	56.90	56.00	58.50	61.00
1915.....	55.00	55.00	55.80	54.20	55.40	55.80	60.00	55.50	57.70	58.50	61.00	55.50
1916.....	69.00	61.10	56.60	59.50	58.30	64.00	58.10	57.70	62.00	60.30	66.80	67.50
1917.....	60.00	70.30	68.10	68.00	69.00	73.00	83.00	75.00	80.00	79.00	79.60	84.80
1918.....	83.80	82.00	86.30	87.90	88.10	87.10	88.70	88.50	86.10	88.50	83.30	85.00
1919.....	79.70	88.00	94.00	93.00	102.00	100.00	98.80	104.00	101.00	100.50	91.00	102.30
1920.....	100.00	101.20	101.50	105.00	104.70	100.50	100.50	99.80	97.00	92.00	80.60	77.70
1921.....	75.00	73.00	72.00	67.00	70.00	67.00	69.00	61.00	61.00	58.00	62.00	64.00
1922.....	64.00	63.00	64.00	61.00	61.00	59.00	63.00	67.00	65.00	61.00	67.00	60.00
1923.....	61.00	61.10	62.50	63.00	64.20	62.00	64.00	61.00	60.70	62.60	63.00	65.00
1924.....	63.00	62.00	64.00	62.60	65.00	66.50	64.00	66.00	65.00	65.00	63.00	63.50
1925.....	65.00	63.00	67.10	60.60	65.00	65.00	67.10	73.00	70.00	76.30	80.80	75.30

MILK, WHOLESALE

[Cents per gallon]

1910.....	18	19	16	19	18	17	17	19	20	19	19	20
1911.....	20	20	18	15	12	17	20	17	17	14	16	16
1912.....	18	16	16	17	16	16	16	17	18	18	18	18
1913.....	18	16	16	14	16	17	14	16	17	16	16	17
1914.....												16
1915.....	18	16	12	15	13	13	14	17	17	16	17	15
1916.....	21	17	15	14	15	12	14	15	15	17	21	20
1917.....	21	20	21	20	19	22	21	25	25	25	27	28
1918.....	31	30	29	28	27	26	27	28	29	29	35	35
1919.....	35	34	31	30	30	30	31	32	33	33	33	34
1920.....	35	35	34	35	34	36	33	35	33	35	40	36
1921.....	40	35	32	33	34	29	26	30	26	27	29	35
1922.....	30	27	30	26	23	25	26	29	28	26	27	30
1923.....	30	29	29	34	31	31	28	27	28	28	27	35

[Dollars per 100 pounds]

1923.....	2.62	2.48	2.27	2.10	2.00	1.90	2.00	2.00	2.00	2.20	2.29	2.68
1924.....	2.56	2.70	2.50	2.57	2.14	2.02	2.02	2.26	2.12	2.13	2.56	2.50
1925.....												2.75

TABLE 15.—Vermont: Monthly farm price—Continued

BUTTER												
[Cents per pound]												
Year	Jan.	Feb.	Mar.	Apr.	May	June	July	Aug.	Sept.	Oct.	Nov.	Dec.
1909		30	30	29	28	28	28	28	30	32	32	32
1910	32	33	32	30	30	29	28	30	31	31	31	31
1911	30	28	27	25	24	24	24	26	30	30	31	33
1912	36	35	32	32	32	30	28	30	30	32	33	34
1913	32	32	34	35	33	30	30	31	32	34	34	34
1914	34	34	32	30	28	26	28	30	30	31	34	34
1915	34	34	33	32	32	31	30	30	30	32	32	32
1916	34	34	34	36	35	33	32	33	34	38	38	40
1917	40	40	40	42	44	42	40	42	46	48	49	49
1918	50	50	49	48	48	46	48	50	53	58	60	63
1919	64	58	57	62	61	60	59	61	62	64	68	72
1920	70	67	68	68	67	66	61	64	65	64	64	64
1921	60	58	52	48	49	38	42	44	48	52	52	50
1922	50	44	42	43	43	41	40	40	42	46	50	53
1923	54	54	54	53	50	49	46	47	48	50	54	54
1924	50	55	52	47	43	43	45	44	45	45	44	46
1925	47	45	47	48	47	46	48	48	50	53	54	55

BUTTERFAT												
[Cents per pound]												
1920									65	70	66	67
1921	63	61	53	51	44	40	39	40	46	50	51	51
1922	46	45	42	40	40	42	44	44	42	47	50	52
1923	58	56	53	58	58	45	43	47	48	54	55	57
1924	55	59	55	46	44	44	43	45	45	45	44	46
1925	49	45	49	49	48	48	50	48	48	55	55	55

HOGS												
[Dollars per 100 pounds]												
1910	7.80	7.50	9.10	9.70	9.00	8.00	3.30	7.50	7.60	8.09	7.50	6.70
1911	7.00	7.00	6.60	5.60	5.00	5.10	5.40	6.00	6.40	6.50	5.70	5.40
1912	5.20	5.70	5.90	6.40	6.60	6.60	6.40	6.90	7.20	7.50	6.90	6.70
1913	6.70	7.50	7.90	7.90	7.80	7.80	8.00	8.30	8.10	8.00	7.60	7.30
1914	7.70	8.00	8.10	7.90	7.70	7.60	7.70	8.10	8.50	7.90	7.50	7.10
1915	6.80	6.30	6.50	6.80	6.60	7.00	6.90	6.50	6.55	7.10	6.90	5.90
1916	6.25	7.10	8.39	8.00	8.40	8.40	8.50	8.90	9.10	8.80	8.60	8.60
1917	9.40	10.60	12.30	13.90	14.20	14.00	11.10	14.20	15.30	16.00	15.60	15.00
1918	15.10	14.70	14.70	15.00	15.10	15.00	14.50	16.30	16.80	16.40	15.70	15.40
1919	15.50	15.10	15.40	16.49	17.00	17.40	18.20	19.00	16.40	14.10	12.40	12.20
1920	13.40	13.40	13.15	13.80	13.30	12.70	13.30	13.40	13.20	13.70	11.50	8.80
1921	9.20	9.00	8.00	7.90	8.10	7.20	7.40	8.50	7.90	8.70	7.50	7.10
1922	7.20	8.10	9.00	8.40	9.00	9.40	9.50	8.20	8.50	8.70	8.70	8.30
1923	8.10	8.20	8.10	8.00	7.70	7.00	8.00	7.20	8.10	7.80	7.20	7.20
1924	7.20	7.20	7.50	7.40	7.00	6.80	6.60	8.10	8.00	10.00	9.50	9.00
1925	9.20	9.70	11.20	11.10	11.00	10.20	10.80	11.40	11.00	11.20	10.20	11.00

SHEEP												
[Dollars per 100 pounds]												
1910	4.70	4.80	4.60	4.50	4.80	4.90	4.00	3.50	3.70	3.40	3.30	4.20
1911	3.50	3.30	3.30	3.40	4.00	3.70	3.20	3.30	3.60	3.00	2.90	3.20
1912	3.20	3.50	3.40	4.10	4.60	4.00	3.70	4.00	3.50	3.50	3.20	3.40
1913	3.50	3.50	4.30	4.10	4.20	3.90	4.20	3.70	3.50	3.50	3.00	3.90
1914	4.00	3.90	4.10	3.90	4.20	3.70	4.30	4.10	4.40	4.00	4.00	4.00
1915	4.20	3.70	4.20	4.50	4.00	4.10	4.00	4.00	4.10	4.10	4.10	4.10
1916	4.20	4.20	4.80	4.70	4.70	4.50	4.30	4.00	5.10	5.00	5.00	5.50
1917	5.70	5.70	5.60	5.60	6.70	7.50	8.20	6.00	6.50	7.30	7.90	8.10
1918	7.40	8.10	8.50	9.40	9.20	9.40	9.40	8.70	8.60	9.10	9.10	8.10
1919	8.90	8.20	8.20	8.80	9.70	8.50	8.80	8.60	7.50	6.40	6.80	6.10
1920	7.80	8.30	8.40	8.70	7.90	8.60	7.80	6.50	6.00	5.00	4.50	4.70
1921	6.10	4.50	4.20	4.30	4.40	3.80	4.00	4.20	4.20	4.00	4.20	3.70
1922	3.70	3.90	4.50	5.30	5.00	4.70	4.50	4.40	4.10	5.00	4.80	4.60
1923	5.80	5.00	4.90	5.40	6.00	5.00	5.00	4.70	5.10	5.70	5.00	5.00
1924	5.00	5.30	5.60	5.30	5.90	4.80	4.50	4.40	4.20	4.00	4.00	4.50
1925	4.80	4.80	5.40	5.20	5.00	5.00	5.00	4.50	4.80	4.60	4.60	6.00

TABLE 15.—Vermont: Monthly farm price—Continued

**LAMBS**  
(Dollars per 100 pounds)

Year	Jan.	Feb.	Mar.	Apr.	May	June	July	Aug.	Sept.	Oct.	Nov.	Dec.
1910.	5.30	7.00	6.50	7.00	7.00	6.50	5.50	5.60	5.50	5.70	5.80	5.80
1911.	5.40	5.80	5.10	5.20	5.00	5.90	5.60	5.13	5.00	4.60	4.80	5.00
1912.	5.30	5.50	5.50	4.90	5.00	5.50	5.70	5.80	5.70	5.30	5.20	5.40
1913.	5.80	6.00	6.40	6.00	6.00	5.70	6.00	5.30	5.50	5.20	5.70	5.70
1914.	6.00	5.70	6.00	5.00	6.50	6.80	6.70	6.50	6.20	6.10	6.50	6.20
1915.	6.10	5.70	6.00	5.80	6.00	6.00	6.70	6.40	6.40	6.60	6.90	6.80
1916.	6.90	7.20	6.90	7.10	7.20	7.10	7.50	7.50	8.10	8.00	7.40	8.20
1917.	9.00	9.00	8.90	9.70	10.50	11.10	11.40	11.00	12.00	12.20	13.00	14.00
1918.	13.40	13.40	13.40	13.40	13.10	13.50	13.90	13.50	13.40	13.60	12.80	12.70
1919.	12.80	12.40	13.60	13.10	13.60	14.00	13.10	13.40	12.10	11.20	10.80	11.10
1920.	12.90	13.40	13.20	13.50	12.50	12.70	12.00	9.70	8.80	8.50	8.90	8.30
1921.	8.80	9.00	6.10	8.10	7.40	7.70	7.60	7.00	7.20	7.10	7.10	7.70
1922.	7.70	8.60	9.00	9.50	9.20	9.40	9.40	8.90	9.00	9.60	10.10	10.10
1923.	11.00	10.60	10.00	11.40	10.10	10.30	10.50	9.70	10.00	10.00	10.10	9.90
1924.	9.80	10.30	10.40	11.00	11.50	11.00	10.70	10.00	9.80	10.00	9.60	10.80
1925.	11.00	11.50	12.50	11.00	11.00	11.50	10.20	11.00	11.60	11.70	12.00	11.50

**WOOL (UNWASHED)**  
(Cents per pound)

1910.	32	28	20	26	28	25	22	22	21	21	22
1911.	21	21	22	20	19	19	18	18	19	19	18
1912.	20	19	20	20	20	20	22	23	21	21	22
1913.	21	22	21	19	17	18	18	21	21	21	22
1914.	17	17	18	18	20	20	20	21	22	21	22
1915.	23	24	25	26	26	27	28	30	29	29	28
1916.	31	31	30	31	33	35	37	34	36	36	35
1917.	38	40	40	45	49	52	59	61	64	65	66
1918.	67	66	65	65	64	66	68	68	68	67	68
1919.	60	53	40	47	53	54	50	60	60	57	56
1920.	56	56	54	48	48	34	25	25	23	27	19
1921.	19	19	21	17	18	18	18	18	18	19	19
1922.	20	22	23	28	29	30	32	31	30	32	35
1923.	37	37	40	41	46	44	40	40	36	39	40
1924.	40	42	40	44	44	40	33	38	37	41	44
1925.	48	48	46	40	40	40	43	43	43	42	44

**HORSES**  
(Dollars per head)

1910.	147	161	148	151	168	154	154	160	155	156	160	160
1911.	150	146	167	160	160	161	150	163	152	160	160	148
1912.	165	155	157	155	165	175	170	175	165	162	150	158
1913.	160	150	155	175	180	177	168	160	162	175	171	184
1914.	184	180	177	171	190	180	170	170	162	165	168	170
1915.	170	175	168	173	180	178	184	174	165	155	175	150
1916.	150	160	155	161	170	175	160	160	160	165	162	171
1917.	151	165	150	175	181	173	184	175	162	173	164	169
1918.	171	175	182	174	178	175	175	175	165	160	152	160
1919.	150	170	178	173	168	172	177	180	180	173	167	158
1920.	168	180	151	161	161	168	160	160	160	150	140	150
1921.	172	144	155	145	156	141	147	143	121	125	120	120
1922.	118	125	117	137	125	125	180	135	146	146	120	129
1923.	129	146	145	130	140	138	130	145	140	137	140	135
1924.	130	125	120	121	115	110	106	100	100	100	95	93
1925.	95	110	110	150	165	133	162	125	133	113	116	138

**CHICKENS**  
(Cents per pound)

1909.		12.5	11.5	12.0	12.0	12.0	12.0	14.0	13.0	12.0	12.5	12.8
1910.	12.8	13.1	13.8	14.6	14.2	13.0	13.9	14.3	13.8	14.4	14.0	13.0
1911.	12.5	12.5	12.8	13.4	13.6	13.4	13.0	13.0	14.0	13.1	11.8	11.4
1912.	11.8	12.4	12.8	13.4	13.3	12.8	12.6	12.8	12.8	12.8	13.5	13.2
1913.	12.2	12.7	13.5	13.5	13.3	13.2	15.5	13.0	14.0	12.3	12.0	13.0
1914.	14.1	12.0	12.1	13.6	13.8	15.0	12.0	14.5	12.5	13.1	11.6	10.8
1915.	11.3	11.7	11.8	12.5	12.6	13.0	12.6	13.8	12.3	12.1	11.2	11.8
1916.	12.0	13.3	14.0	13.4	14.2	14.2	14.6	15.8	16.0	15.4	14.0	14.5
1917.	15.8	15.6	17.0	16.0	19.0	18.0	21.0	17.7	20.0	19.0	16.9	18.0
1918.	18.4	20.0	20.0	21.0	22.5	25.0	25.5	27.3	27.4	26.8	26.1	25.5
1919.	25.3	25.6	25.6	28.5	20.0	31.5	30.5	31.0	28.0	26.0	24.0	24.0
1920.	20.0	28.0	30.4	33.2	31.2	30.9	33.6	31.3	31.0	28.0	22.0	23.0
1921.	25.0	26.0	27.0	27.0	27.0	27.0	29.0	28.0	28.0	23.0	22.0	23.0
1922.	23.0	24.0	22.0	25.0	25.0	24.0	23.0	23.0	24.0	22.0	20.0	21.0
1923.	20.2	20.4	21.0	24.0	22.0	25.0	23.0	22.1	22.0	21.0	19.0	20.0
1924.	20.0	30.0	21.5	21.0	21.0	21.0	23.0	21.0	20.0	22.1	18.9	20.8
1925.	21.1	21.3	21.4	22.5	20.0	20.7	22.4	22.4	21.7	21.7	20.0	21.6

TABLE 15.—Vermont: Monthly farm price—Continued

TURKEYS									
[Cents per pound]									
Year	Jan.	Oct.	Nov.	Dec.	Year	Jan.	Oct.	Nov.	Dec.
1912		16.7	17.6	18.2	1910	38.3	33.0	37.0	42.0
1913	15.0	15.0	21.0	19.0	1920	41.2		42.0	43.0
1914	20.0	14.0	19.7	17.7	1921	41.0	28.0	40.0	45.0
1915	16.5	17.5	20.0	17.5	1922	40.0	38.0	44.0	45.0
1916	16.7	17.0	23.0	25.0	1923		40.0		44.0
1917	21.0		28.0	27.5	1924	34.0		40.0	50.0
1918	27.2	29.1	37.0	38.8	1925				44.1

EGGS												
[Cents per dozen]												
Year	Jan.	Feb.	Mar.	Apr.	May	June	July	Aug.	Sept.	Oct.	Nov.	Dec.
1909		28	23	20	20	22	2	26	26	30	36	38
1910	34	30	24	22	21	22	24	28	28	32	36	38
1911	34	25	20	18	18	18	20	24	27	29	35	38
1912	34	32	26	21	20	20	22	24	27	32	38	38
1913	32	26	24	10	19	22	23	25	29	34	40	42
1914	33	32	28	19	20	21	23	26	20	32	40	42
1915	34	28	21	19	20	22	22	24	28	34	40	41
1916	34	26	27	22	20	24	25	20	35	40	44	45
1917	44	42	34	30	34	36	34	38	44	49	51	52
1918	55	55	40	38	86	30	44	47	49	59	69	72
1919	68	47	43	40	44	46	51	57	57	62	74	82
1920	73	64	58	47	47	43	52	57	62	67	79	86
1921	65	52	37	30	39	31	34	42	45	55	67	69
1922	46	41	31	25	27	28	30	34	39	50	66	62
1923	50	40	39	27	27	28	29	35	40	47	61	64
1924	45	41	30	24	25	27	30	37	44	49	65	68
1925	53	49	34	27	28	32	36	40	46	54	67	64

TABLE 16.—Vermont: December 1 farm price of crops, 1866-1925<sup>1</sup>

Year	Wheat	Corn	Oats	Barley	Rye	Buckwheat	Potatoes	Tame hay	Wild hay	Tobacco
	Cts. per bu.	Cts. per bu.	Cts. per bu.	Cts. per bu.	Cts. per bu.	Cts. per bu.	Cts. per bu.	Dolls. per ton	Dolls. per ton	Cts. per lb.
1866	186	98	86	86	105	70	30	10.96		
1867	198	109	55	105	116	69	49	11.00		12.9
1868	188	100	55	107	108	71	45	10.79		
1869	124	111	53	106	115	68	30	10.30		
1870	146	90	53	91	103	67	46	13.62		19.7
1871	146	89	48	110	100	63	33	15.74		17.5
1872	154	74	43	76	109	63	47	11.81		22.1
1873	154	78	45	79	87	66	41	12.32		18.4
1874	129	99	51	91	96	66	30	10.64		18.0
1875	135	82	44	70	88	69	29	8.98		13.9
1876	131	71	38	81	98	59	46	9.45		
1877	141	75	41	83	84	58	39	9.82		
1878	115	58	33	68	54	75	49	8.83		
1879	139	73	40	81	79	58	49	8.16		
1880	133	71	45	75	84	58	42	10.40		
1881	147	86	56	87	102	72	75	11.29		15.0
1882	127	94	50	86	90	65	68	11.73		13.0
1883	124	79	44	77	90	62	49	9.60		
1884	105	65	40	67	71	65	38	12.00		
1885	111	64	37	70	74	53	35	11.00		
1886	110	60	37	63	73	53	38	10.40		
1887	96	68	40	65	69	55	71	9.54		
1888	118	60	41	66	74	56	42	9.40		
1889	95	55	30	81	66	50	55	7.92		
1890	111	72	50	70	80	55	63	8.70		
1891	114	76	41	72	90	56	38	9.00		
1892	96	64	43	60	73	48	68	10.00		
1893	85	61	42	66	73	53	48	10.63		

<sup>1</sup> These prices are issued, by States, in December each year and published in supplements to Crops and Markets. Prices for recent years appear in current issues of the Yearbook. The full series for any single State is not available in this form elsewhere.

TABLE 16.—Vermont: December 1 farm price of crops, 1866-1925—Continued

Year	Wheat	Corn	Oats	Barley	Rye	Buck- wheat	Pota- toes	Tame hay	Wild hay	To- bacco
	Cts. per bu.	Cts. per bu.	Cts. per bu.	Cts. per bu.	Cts. per bu.	Cts. per bu.	Cts. per bu.	Dolls. per ton	Dolls. per ton	Cts. per lb.
1864	67	69	51	60	73	57	44	9.94		
1865	69	48	33	47	57	37	26	12.25		
1866	33	35	31	41	65	40	39	10.28		
1867	104	43	32	46	69	46	70	9.25		
1868	50	44	25	47	58	46	42	6.35		
1869	85	47	37	52	62	52	36	9.25		17.6
1900	78	50	36	62	61	50	40	11.05		12.0
1901	94	73	50	66	80	59	64	9.82		10.0
1902	109	68	43	61	77	56	55	9.65		14.0
1903	95	62	44	60	65	53	50	10.88		12.0
1904	113	73	44	66	74	56	47	9.48		15.0
1905	90	68	40	54	65	51	71	0.43		17.0
1906	86	59	43	62	62	58	55	10.00		17.0
1907	100	75	63	75	78	70	53	12.75		12.0
1908	89	78	62	70	90	70	67	13.50		13.0
1909	120	73	50	77	100	76	44	14.70		15.0
1910	103	66	50	68	85	70	45	12.40		14.5
1911	99	90	50	32	95	85	79	14.00		16.0
1912	98	72	48	80	90	72	55	14.00		18.5
1913	109	81	52	80	90	80	72	14.50		18.0
1914	100	81	55	75	80	82	47	14.60	15.50	18.0
1915	107	84	53	75	85	82	81	15.50	11.00	11.0
1916	155	110	65	100	120	105	139	12.69	11.00	19.0
1917	236	213	85	140	175	150	140	11.50	10.00	
1918	231	170	90	153	166	160	138	16.30	14.00	
1919	227	175	90	150	170	170	157	20.10	18.00	
1920	200	126	75	120	136	135	125	23.60	20.00	
1921	125	76	59	80	90	90	104	22.00	18.00	
1922	145	91	56	97	92	92	93	17.50	10.50	
1923	140	110	63	95	100	100	100	16.50	11.50	
1924	152	118	69	103	105	105	85	16.10	11.69	
1925	150	100	69	83	90	90	215	13.20	10.66	

TABLE 17.—Vermont: January 1 farm values of livestock per head, 1867-1926<sup>1</sup>

Year	Horses	Milk cows	Other cattle	Sheep	Hogs	Year	Horses	Milk cows	Other cattle	Sheep	Hogs
	Dollars	Dollars	Dollars	Dollars	Dollars		Dollars	Dollars	Dollars	Dollars	Dollars
1867	57.82	38.82	28.27	2.82	10.90	1897	46.03	24.57	19.19	2.02	7.29
1868	54.58	34.90	24.22	2.02	8.31	1898	44.14	27.25	22.07	3.38	7.88
1869	67.08	36.92	31.32	1.97	10.55	1899	18.16	30.85	24.41	3.46	7.50
1870	68.42	41.40	31.42	2.38	13.70	1900	53.50	31.60	23.41	3.61	8.12
1871	58.07	42.91	38.66	2.37	15.30	1901	67.34	27.44	13.25	3.38	8.79
1872	87.15	33.57	29.06	3.90	8.73	1902	75.05	28.34	14.21	3.45	9.37
1873	83.15	31.49	34.42	3.59	8.52	1903	72.24	28.18	13.34	3.12	10.11
1874	77.45	32.27	29.89	3.26	8.72	1904	81.42	26.32	13.73	2.83	9.06
1875	81.85	32.59	27.59	3.32	11.19	1905	70.74	24.06	14.37	3.28	7.85
1876	73.08	29.59	25.75	3.28	10.70	1906	94.56	27.80	13.95	4.08	7.70
1877	65.08	26.88	21.64	2.63	0.56	1907	101.00	28.00	15.00	4.10	9.00
1878	63.05	28.45	22.33	2.74	7.78	1908	101.00	30.00	14.00	4.16	8.15
1879	57.90	24.98	21.11	8.58	5.75	1909	103.00	30.00	13.50	3.60	8.25
1880	63.55	25.05	21.03	3.48	7.61	1910	106.00	34.20	14.40	4.00	10.00
1881	61.55	24.30	21.53	3.32	8.23	1911	121.00	46.00	20.00	4.77	10.80
1882	62.10	25.60	24.90	3.30	11.15	1912	121.00	42.00	18.20	4.30	10.00
1883	72.20	30.33	32.89	4.60	11.67	1913	137.00	41.50	15.30	4.60	12.26
1884	75.36	31.66	32.91	4.53	8.64	1914	120.00	47.59	21.10	4.80	14.10
1885	81.56	36.06	28.36	2.90	8.36	1915	131.00	52.00	23.10	5.10	13.00
1886	83.68	35.03	26.06	2.86	6.90	1916	130.00	54.00	23.30	5.90	10.30
1887	82.31	37.22	27.25	2.81	7.88	1917	134.00	62.50	25.70	7.30	13.00
1888	84.22	38.79	28.05	2.85	9.62	1918	144.00	76.00	33.40	11.60	22.20
1889	83.75	36.20	25.69	3.01	9.26	1919	139.00	72.00	31.20	12.70	23.00
1890	79.64	33.75	22.68	2.96	8.60	1920	142.00	89.60	33.70	11.50	22.50
1891	79.03	33.50	21.41	3.12	7.34	1921	125.00	65.00	27.10	6.70	14.50
1892	76.36	32.79	22.20	3.29	7.88	1922	112.00	55.00	22.10	5.00	12.40
1893	68.33	23.63	20.82	3.64	10.14	1923	107.00	56.00	10.40	7.00	14.80
1894	54.54	26.25	10.67	2.10	9.11	1924	102.00	57.00	15.00	7.40	13.00
1895	45.85	27.33	20.74	1.60	9.48	1925	104.00	57.00	19.00	9.00	14.00
1896	44.24	24.82	21.20	1.03	7.42	1926	109.00	70.00	22.70	8.90	18.00

<sup>1</sup> These prices are issued, by States, in January or February each year and published in supplements to Crops and Markets. Values for recent years appear in current issues of the Yearbook. The early years of the series are available only in the issues in which published at the time, only a few years in any one place.

TABLE 18.—Vermont: January 1 farm values of livestock per head, by ages and groups, 1894-1926<sup>1</sup>

Year	Horses			Cattle			Sheep				
	Under 1 year old	1 and under 2 years	2 years and over	Under 1 year old	1 and under 2 years	2 years and over	Under 1 year old	Ewes 1 year and over	Wethers 1 year and over	Rams	
	Dollars	Dollars	Dollars	Dollars	Dollars	Dollars	Dollars	Dollars	Dollars	Dollars	
1894	20.90	32.85	65.30	6.88	12.00	24.04	2.00				
1895	16.94	26.42	55.25	6.78	12.49	26.46	1.40	2.22			
1896	15.50	24.00	53.77	6.70	12.00	27.40	1.58	1.68			
1897	14.35	23.29	55.22	6.67	11.79	27.48	1.62	2.06			
1898	17.30	26.50	52.78	7.70	13.45	27.50	2.80	2.17			
1899	18.60	25.60	57.72	8.80	15.60	30.70	2.90	3.60			
1900	22.00	32.50	63.70	8.60	14.50	29.51	3.00	3.70			
1901	24.55	37.55	70.00	7.35	13.20	25.12	2.67	3.85			
1902	27.71	43.56	79.01	7.83	13.78	27.67	2.89	3.65			
1903	29.07	44.63	74.92	7.88	14.05	23.15	2.72	3.71			
1904	27.56	43.16	94.80	9.14	13.26	23.63	2.46	4.05			
1905	27.98	43.79	82.98	9.12	14.42	24.81	2.89	3.44			
1906	39.25	50.00	98.00	9.09	14.50	23.00	3.25	4.22			
1907	40.00	58.00	105.00	9.00	15.50	26.00	3.50	5.50			
1908	38.00	60.00	105.00	9.09	14.50	22.00	3.50	5.30			
1909	37.00	57.00	107.00	7.90	14.00	25.00	2.70	5.30			
1910	40.00	60.00	110.00	8.80	14.80	25.00	3.10	4.70			
1911	45.00	70.00	126.00	12.30	21.00	34.00	4.00	4.90			
1912	46.00	75.00	125.00	11.50	19.00	30.40	3.30	5.40			
1913	45.00	70.00	133.00	11.40	19.00	31.00	3.89	4.20	7.00		
1914	50.00	80.00	135.00	14.00	22.00	34.00	4.10	4.80	7.40		
1915	52.00	82.00	137.00	14.00	24.50	39.00	4.40	4.80	7.00		
1916	52.00	83.00	135.00	14.30	25.50	38.00	5.20	4.80	8.00		
1917	52.00	83.00	140.00	16.50	27.00	42.00	5.70	5.60	8.50		
1918	59.00	90.00	150.00	20.00	36.00	54.00	8.50	7.30	11.00		
1919	52.00	83.00	145.00	19.30	32.00	54.00	10.00	10.50	16.00		
1920	55.00	83.00	147.00	23.50	39.00	62.00	9.20	11.40	17.00		
1921	48.00	70.00	128.00	15.00	25.50	42.00	5.00	10.30	16.40		
1922	37.00	62.00	114.00	11.50	30.90	33.00	4.50	6.70	11.00		
1923	36.00	60.00	108.00	13.00	21.00	38.00	6.30	4.70	8.30		
1924	37.00	59.00	108.00	13.00	20.00	38.00	6.50	6.40	12.00		
1925	40.00	62.00	105.00	13.00	21.00	38.00	7.60	7.00	12.00		
1926	42.00	65.00	111.00	16.00	27.00	42.00	7.80	7.50	13.00		
								9.10	8.00	14.00	

<sup>1</sup> These prices are issued, by States, in January or February each year, and published in supplements to Crops and Markets. They appear for recent years in current issues of the Yearbook. The early years of the series are available elsewhere only in the issues in which they were published at the time.

TABLE 19.—Vermont: Value of farm products per unit, by crop-reporting districts, 1924<sup>1</sup>

Item	State price	Item	State price
Values for 1924:		Values for Jan. 1, 1925—Continued.	
Corn, 56 pounds, shelled..... bushel.....	Dolls. 1.19	Horses and colts under 2 years..... head.....	Dolls. 51.00
Corn cut for silage..... ton.....	5.00	Horses, 2 years and over..... do.....	195.00
Winter wheat..... bushel.....	1.69	Mules and mule colts under 2 years..... head.....	45.00
Spring wheat..... do.....	1.62	Mules, 2 years and over..... do.....	87.00
Oats..... do.....	.69	Beef calves under 1 year..... do.....	15.50
Barley..... do.....	1.09	Beef heifers, 1 year and under 2 do.....	23.20
Rye..... do.....	1.50	Beef cows and heifers, 2 years and over..... head.....	38.70
Buckwheat..... do.....	1.10	Steers, 1 year and over..... do.....	38.00
Sorghums for grain..... do.....	1.20	Beef bulls, 1 year and over..... do.....	34.18
Soybeans, shelled..... do.....	3.50	Dairy bulls, 1 year and over..... do.....	43.00
Cowpeas, shelled..... do.....	2.38	Dairy calves under 1 year..... do.....	15.00
Potatoes..... do.....	.77	Dairy heifers, 1 year and under 2 do.....	24.00
Apples..... do.....	1.30	Dairy cows and heifers, 2 years and over..... head.....	51.00
Peaches..... do.....	1.80	Lambs under 1 year..... do.....	7.80
Hay, all kinds..... ton.....	14.00	Ewes, 1 year and over..... do.....	8.80
Firewood, cut on farm, 4 by 4 by 8 feet..... cord.....	7.70	Rams and wethers, 1 year and over..... head.....	9.10
Milk, whole..... gallon.....	.25	Goats and kids, all ages..... do.....	4.00
Butterfat..... pound.....	.48	All pigs, 6 months and under..... do.....	8.80
Cream..... gallon.....	2.00	Sows and gilts, 6 months and over..... head.....	21.00
Eggs sold..... pound.....	.42	All other hogs, 6 months and over..... head.....	10.20
Chickens raised..... dozen.....	1.07		
Values for Jan. 1, 1925:			
Chickens..... do.....	1.25		
Turkeys..... do.....	4.95		

<sup>1</sup> These values were especially collected for 1924 and Jan. 1, 1925.

State not subdivided.

TABLE 20.—Vermont: Wages of hired farm labor, 1866-1926<sup>1</sup>

Year and month	Rates per month		Rates per day		Year and month	Rates per month		Rates per day	
	With board	Without board	With board	Without board		With board	Without board	With board	Without board
	Dollars	Dollars	Dollars	Dollars		Dollars	Dollars	Dollars	Dollars
1866	14.78	23.12	0.93	1.24	1914	26.30	37.50	1.28	1.67
1869	15.71	23.78	.94	1.23	1915	26.80	38.00	1.30	1.70
1874 or 1875	15.51	25.75	.96	1.31	1916	30.00	43.00	1.50	1.96
1877 or 1879	11.43	17.89	.64	.90	1917	35.00	50.00	1.98	2.45
1879 or 1880	12.62	19.12	.69	1.00	1918	43.00	62.00	2.35	3.05
1880 or 1881	14.33	22.00	.72	1.01	1919	45.00	65.00	2.60	3.15
1881 or 1882	16.00	23.37	.90	1.20	1920	52.10	73.30	2.90	3.70
1884 or 1885	16.20	23.00	.83	1.15	1921	39.00	56.50	2.10	2.75
1887 or 1888	16.40	23.25	.90	1.16	1922	35.00	52.00	1.98	2.53
1889 or 1890	17.35	24.80	.92	1.19	1923	40.60	60.30	2.55	3.20
1891 or 1892	17.45	24.67	.94	1.23	1923—Jan	33.00	47.00	1.90	2.50
1893	18.20	25.55	1.05	1.26	Apr	40.00	55.00	2.25	2.75
1894	16.51	23.60	.97	1.11	July	44.64	62.00	2.80	3.20
1895	17.94	27.37	.94	1.25	Oct	42.00	59.00	2.54	3.33
1895	18.50	26.65	.97	1.27	1924—Jan	42.00	62.00	2.40	3.15
1899	18.74	27.49	1.00	1.30	Apr	44.00	64.00	2.45	3.20
1902	21.40	31.45	1.07	1.45	July	46.00	64.00	2.61	3.22
1906	24.71	34.79	1.20	1.55	Oct	45.00	65.00	2.48	3.17
1909	25.93	36.91	1.21	1.64	1925—Jan	42.00	62.00	2.35	3.08
1910	25.00	35.30	1.21	1.60	Apr	35.00	65.00	2.45	3.10
1911	23.00	35.80	1.23	1.58	July	47.00	69.00	2.50	3.25
1912	25.50	36.00	1.25	1.66	Oct	45.00	66.00	2.50	3.20
1913	20.30	37.00	1.31	1.65	1926—Jan	40.50	61.00	2.35	3.10

<sup>1</sup> Wages of hired farm labor are now published quarterly as collected in Crops and Markets supplements. Revised averages for the United States were published in the April, 1926, Supplement to Crops and Markets, but the State figures have not been heretofore published as an entire series.

TABLE 21.—Vermont: Farm lands—Value per acre, 1912-1926<sup>1</sup>

Year	All farm lands		Plow lands			Year	All farm lands		Plow lands		
	With improvements	Without improvements	Poor	Good	All		With improvements	Without improvements	Poor	Good	All
	Dollars	Dollars	Dollars	Dollars	Dollars		Dollars	Dollars	Dollars	Dollars	Dollars
1912	34	15				1920	53	32	30	60	48
1913	34	18				1921	52	32	29	67	47
1914	33	17				1922	50	29	27	63	45
1915	39	21				1923	47	25	24	56	40
1916	40	23	26	57	41	1924	45	26	24	55	40
1917	44	24	28	60	42	1925	44	24	23	53	36
1918	46	25	28	61	44	1926	44	26	25	57	41
1919	47	29	30	61	44						

<sup>1</sup> The values of all farm lands have been collected from crop correspondents since 1912 and have been drawn on for various purposes, but not previously published as a series, by States. The values of plow lands have been published as prepared in supplements to Crops and Markets and its predecessors and in the Yearbooks of the department, a few years at a time. The full series to 1926, by States, is here published for the first time.



TABLE 22.—Massachusetts: Monthly farm price<sup>1</sup>

BRAN (AS BOUGHT)

[Dollars per ton]

Year	Jan.	Feb.	Mar.	Apr.	May	June	July	Aug.	Sept.	Oct.	Nov.	Dec.
1910	29.50	30.00	30.00			26.00	29.00	28.00	30.80	25.00	28.00	26.40
1911	27.00	27.50	30.00	29.50	29.00	27.50	26.80	28.70	28.00	27.00	32.00	30.80
1912	30.00	30.00	32.00	32.80	33.00	31.50	31.30	31.50	31.00	32.80	33.00	30.00
1913	27.50	26.80	27.50	27.00		28.00	28.00	25.50	28.30	29.00		28.00
1914	30.00	29.50	30.50	30.20	28.80	30.30	26.40	29.00	29.70	28.00	28.40	29.00
1915	30.15	30.70	29.50	29.30	29.70	29.70	29.70	29.70	28.70	28.80	28.40	26.80
1916	28.40	28.20	27.90	28.00	28.00	28.60	26.40	27.00	27.00	30.20	33.70	35.30
1917	33.00	38.00	42.80	41.70	46.50	46.00	45.00	45.00	40.80	42.60	40.00	44.00
1918	46.50	48.50	51.00	53.00	50.20	50.80		47.20	45.00	46.70		
1919	56.00	54.00	49.60	49.50	52.50	49.10	49.50	51.50	50.70	50.00		51.10
1920	52.40	50.50	54.50	61.65	62.50	62.30	67.10	61.70	65.00	53.00	51.00	54.00
1921	41.00	42.00	39.00	37.00	27.00	36.00	29.00	28.00	29.00	28.00	25.00	30.00
1922	32.00	35.00	38.00	37.00	36.00	35.00	32.00	29.00	29.00	31.00	33.00	36.00
1923	38.50		38.60	39.80	40.90	40.60	38.00	35.00	38.00	40.50	30.60	38.50
1924	38.30	37.20	39.00	38.00	37.50	36.50	37.00	36.00		36.00	38.00	39.50
1925	41.00	40.30	42.00	37.20		41.00	38.60	30.70	34.40	35.00	38.00	37.40

RYE

[Cents per bushel]

1908	94	90	92	92	89	90	94	90	102	100	97	92
1909	91	92	96	100	102	98	95	100	100	100	102	102
1910	98	102	105	108	106	103	102	95	94	100	100	93
1911	92	94	94	90	88	90	95	95	94	94	95	97
1912	98	101	104	102	95	95	102	100	98	103	108	92
1913	86	86	91	80	70	89	87	89	90	104	104	96
1914	97	98	94	94	94	95	94	91	98	97	98	100
1915	102	106	107	103	110	122	116	116	118	104	99	99
1916	98	101	116			100	108	132			126	126
1917	198	150	150	166	194	188			179			203
1918	178	180			175							
1919		175			150	152	157	154				172
1920			170		176	176	176		200	108		172
1921	160	160	164	142	135	145	148	145	129			155
1922		115	101	118								145
1923	180	140	140	150	150							145
1924												112

CORN

[Cents per bushel]

1908	77	76	76	78	82	84	84	88	90	87	84	78
1909	79	80	78	82	84	80	88	87	86	84	81	82
1910	82	80	81	82	80	77	75	75	74	74	71	68
1911	64	63	66	68	72	76	75	76	75	80	84	80
1912	78	80	82	85	89	94	95	90	90	86	78	77
1913	72	68	68	68	66	70	76	82	82	81	84	83
1914	82	81	79	78	82	91	91	91	90	92	90	85
1915	84	82	80	82	83	82	83	86	88	84	81	77
1916	80	86	84	84	86	86	89	95	96	100	115	114
1917	112	118	126	147	166	172	186	200	208	214	214	218
1918	210	202	203	198	194	186	192	186	180	172	170	171
1919	168	169	170	178	176	188	200	208	100	168	168	169
1920	170	182	187	188	196	202	198	176	166	146	130	119
1921	108	104	100	90	84	84	87	88	82	76	75	76
1922	74	74	78	76	74	77	82	82	83	90	96	94
1923	97	100	100	100	100	100			111	114	115	115
1924		104										130
1925												110

<sup>1</sup> These prices are the estimated prices of farm products received by producers on the 15th of the month as currently reported in the supplements to Crops and Markets monthly, by States, or in the case of some products for which prior to January, 1924, prices were reported on the 1st of the month, converted to the 15th of the month by averaging the prices reported on the 1st of two successive months. Prices were first collected monthly in 1908, the list being extended from time to time. All the available monthly prices are shown.

TABLE 22.—Massachusetts: Monthly farm price—Continued

CATS

[Cents per bushel]

Year	Jan.	Feb.	Mar.	Apr.	May	June	July	Aug.	Sept.	Oct.	Nov.	Dec.
1908	62	66	60	65	66	65	65	68	67	64	62	62
1909	60	61	62	64	64	66	66	63	59	58	58	57
1910	56	58	60	60	56	55	56	56	52	51	50	48
1911	46	48	48	48	48	48	50	54	56	58	68	58
1912	58	60	64	66	70	72	70	70	70	60	48	48
1913	50	49	46	48	50	48	50	54	55	56	54	54
1914	55	54	54	53	52	56	56	58	59	58	57	58
1915	60	62	62	62	61	64	66	69	68	60	54	52
1916	54	55	56	56	56	54	56	58	53	62	66	67
1917	70	73	76	84	82	78	86	94	88	86	90	86
1918	90	95	107	110	104	102	100	102	100	92	88	91
1919	93	94	90	85	88	91	92	91	85	85	90	90
1920	84	104	109	115	120	130	129	111	92	82	81	76
1921	74	76	74	65	60	62	62	62	60	60	60	58
1922	56	58	59	56	54	56	60	59	58	62	65	62
1923	61	60	62	64	64	62			59	60	62	61
1924		65										70
1925												59

APPLES

[Dollars per bushel]

1910	0.79	1.12	1.12	1.10			0.75			0.70		0.90
1911	0.65		1.20	1.38	1.20			0.68	1.00	1.00	0.90	.88
1912	0.95	1.00	1.05	1.75	1.25	1.40		.85	.80	.75	.75	.80
1913	85	1.00	1.05	1.10	1.30			1.05	1.00	1.25	1.25	1.48
1914	1.50	1.40	1.40	1.46	1.55	1.75		.30	.70	.60	.60	.70
1915	1.80	.85	.82	.90	.95			.77	.80	.65	.60	1.03
1916	1.15	1.00	1.10	1.20	1.10	1.50		.93	.93	1.00	1.00	1.15
1917	1.20	1.10	1.35	1.60	1.75			1.15	1.40	1.30	1.45	1.50
1918	1.50	1.45	1.70	1.50	1.75			1.35	1.40	1.35	1.60	1.60
1919	1.60	2.00	2.60	2.60	3.00			2.00	1.80	1.90	1.90	2.00
1920	2.20	2.40	3.00	3.80	3.80			2.10	1.75	1.60	2.15	1.80
1921	1.70	1.68	2.03	1.82	1.98	2.70	3.00	2.42	2.43	2.40	2.80	2.70
1922	2.50	2.75	3.20	3.10	2.95		2.50	1.20	1.14	1.14	1.27	1.48
1923	1.72	2.70	2.15	1.82	2.10			1.88	1.50	1.41	1.37	1.34
1924	1.40	1.55	1.56	1.80				1.69	1.25	1.30	1.30	1.22
1925	1.42	1.52	1.64	1.64	1.95	2.51	2.50	1.66	1.26	1.45	1.23	1.30

[Dollars per barrel]

1914								2.00	2.00	1.80	1.60	1.80
1915	2.00	2.15	2.30	2.60	3.10			2.25	2.05	2.60	2.65	2.80
1916	3.00	2.65	3.00	3.35	3.75			2.67	2.46	2.50	2.70	2.80
1917	2.90	3.20	3.60	4.50	4.80				3.30	3.40	3.75	4.15
1918	4.00	4.00	4.00	4.20	4.35				3.60	3.75	3.90	4.20
1919	4.20	5.25	7.40	8.00	10.00		4.90	4.70	4.80	5.20	5.60	5.60
1920	6.40	6.90	8.30	8.50				3.75	4.00	5.00	4.46	4.46
1921	3.90	3.98	5.14	5.15	5.08			6.50	6.25	6.75	7.55	7.50
1922	7.25	8.50	8.60	7.08	7.30		6.00	3.23	3.02	3.00	3.24	3.94
1923	4.21	4.80	5.60	5.64	5.80				4.60	3.80	3.50	3.56
1924	3.60	4.11	4.50	5.00					3.00	3.00	3.30	3.40
1925	3.60	4.50	4.75	4.80	4.70		4.35	2.95	3.70	3.20	3.25	3.70

CABBAGE

[Dollars per 100 pounds]

1910	1.25	1.00		2.00								
1911	1.75		1.17	.88					1.00	1.00	3.00	
1912	1.30		2.50	3.00	3.25	3.00	1.92	1.08	.90	.90	.85	0.85
1913	.80	.80	.85	1.19	2.25	3.00	2.25	2.00	1.40	1.50	1.40	1.40
1914	1.50	1.72	2.00	2.00	2.30		2.35	1.10	.95	.90	.90	1.05
1915	1.00	1.00	2.10	1.95	2.75	1.40	1.15	.87	.90	1.05	1.05	.90
1916	1.00	1.00	1.30	2.00	1.70	3.00	2.00	1.75	1.65	1.60	2.30	3.20
1917	4.40	6.30	3.25	3.10			2.60	1.40	1.25	1.20	1.40	1.40
1918	2.55	3.45	7.20	3.10		5.75	3.60	2.20	1.40	1.50	1.50	1.70
1919	2.10	2.20	3.10	5.00				2.60	2.40	2.00	2.10	3.00
1920	5.20	5.60	6.30	7.00	8.00		3.50	2.00	2.25	1.50	2.00	1.60
1921	1.67	3.56	1.63	2.16		4.00	4.31	2.72	3.00	2.40	2.54	2.75
1922	3.15	3.55	3.40	4.58		4.80	3.00	1.83	1.78	1.43	1.67	1.62
1923	2.00	2.40	3.00				3.80	2.30	2.20	2.27	2.00	1.88
1924	2.10	2.40	3.00	3.00			4.00	1.75	1.81	1.70	1.31	1.60
1925	2.00	2.00	1.33		4.00		4.70	2.30	1.72	1.30	1.75	2.36

TABLE 22.—Massachusetts: Monthly farm price—Continued

## ONIONS

[Cents per bushel]

Year	Jan.	Feb.	Mar.	Apr.	May	June	July	Aug.	Sept.	Oct.	Nov.	Dec.
1910.....	79		80	116			108			100		100
1911.....	100		94	115	200		175		100	100	55	
1912.....	138	175	200	210	175		100	90	85	80	55	62
1913.....	52	55	60	58	80	95	115	130	97	117	125	120
1914.....	115	150	165	170	160		160	145	75	60	58	67
1915.....	82	72	71	79	100	105	120	70	98	99	105	115
1916.....	130	140	140	140	120		230	134	130	135	165	190
1917.....	300	400	430	500				145	170	170	200	200
1918.....	300	180	110	80	120		230	200	160	125	100	105
1919.....	110	110	180	210	350			240	220	190	220	280
1920.....	300	340	350	340				120	150	115	125	109
1921.....	104	84	76	59	53	58	215	194	204	215	285	316
1922.....	330	420	670	680	600	550		168	140	95	90	124
1923.....	140	145	150	160	150			160	192	200	187	200
1924.....	200	190	171	150	150			140	150	150	117	131
1925.....	158	170	175	194		300		250	108	170	160	171

## POTATOES

[Cents per bushel]

1906.....	86	90	93	96	96	96	101	98	88	84	84	86
1909.....	90	90	94	102	108	112	111	98	87	84	82	80
1910.....	78	75	66	56	55	52	68	80	74	73	70	67
1911.....	66	64	58	64	70	78	109	113	90	83	89	102
1912.....	118	130	137	152	164	144	124	108	82	67	69	72
1913.....	72	73	70	72	78	81	90	95	86	81	82	84
1914.....	83	86	87	90	96	100	112	106	82	70	70	70
1915.....	68	63	58	60	61	59	55	66	68	73	93	96
1916.....	112	127	130	132	138	137	121	108	110	131	161	172
1917.....	182	235	264	296	328	328	290	190	146	174	185	175
1918.....	169	170	160	136	127	122	140	180	160	168	167	174
1919.....	164	149	146	152	162	169	208	216	188	178	180	186
1920.....	204	262	322	376	410	435	430	312	191	154	150	150
1921.....	136	137	124	107	90	79	100	150	170	160	154	142
1922.....	148	146	142	140	135	115	116	124	98	82	88	92
1923.....	94	104	112	127	145	145	151	164	158	138	132	121
1924.....	127	127	132	130	129	135	140	134	100	90	87	89
1925.....	86	93	91	86	70	88	138	210	139	150	266	290

## TOMATOES

[Cents per bushel]

Year	Aug.	Sept.	Oct.	Year	Aug.	Sept.	Oct.	Year	Aug.	Sept.	Oct.
1912.....	240	90	117	1917.....				1922.....	330		172
1913.....		65	105	1918.....	335	170	220	1923.....		117	135
1914.....	290	75	100	1919.....	250	150	180	1924.....		91	105
1915.....	180	70	110	1920.....	440	180	200	1925.....			250
1916.....	350	145	170	1921.....	233	100	200				

## TURNIPS

[Cents per bushel]

Year	Jan.	Feb.	Nov.	Dec.	Year	Jan.	Feb.	Nov.	Dec.
1912.....				47	1919.....	100	88	100	100
1913.....	45	45	55	50	1920.....	110	140	107	115
1914.....	55	55	50	50	1921.....	106	95	105	96
1915.....	54	51	51	51	1922.....	95	105	93	99
1916.....	50	55	78	90	1923.....	92	110	103	100
1917.....	95	120	80	85	1924.....	106	117	87	78
1918.....	90	90	100	80	1925.....	92	90	91	102

TABLE 22.—Massachusetts: Monthly farm price—Continued

BEANS, DRY  
[Dollars per bushel]

Year	Jan.	Feb.	Mar.	Apr.	May	June	July	Aug.	Sept.	Oct.	Nov.	Dec.
1910	2.26		2.35	3.60	2.25		2.50		3.00	2.40		2.50
1911	2.50		2.30	2.35				2.50	2.50	2.50	2.50	
1912		2.58	3.00	3.00	3.50				3.45	3.35	2.70	3.05
1913	3.38	3.80	2.75	3.70			4.00	4.00	2.30	3.30		3.50
1914		4.00	3.38	3.20	2.67			3.35	3.00	2.90	2.42	2.71
1915	3.00	3.25	3.10	3.10	3.40	3.42	3.35	3.30	3.28	3.30	3.62	3.73
1916	4.00	4.00	4.20	4.25	4.37	4.72				6.50	7.11	6.80
1917	7.25	8.00	7.50		9.20				8.90	8.80	9.05	8.70
1918	8.60	8.50	9.10	8.60	9.10	8.70	9.00	5.00	7.50	7.60	7.50	7.30
1919	6.50	6.30	5.90	5.20	5.40	6.10	5.70	5.50	5.30	5.90	5.20	5.30
1920	5.00	5.10	5.55	5.50	5.60	5.60	5.60	5.20	5.16	5.60	5.00	4.64
1921	4.35	4.41	4.12	3.89	4.70	4.08	5.30	5.86	4.77	4.25	4.20	4.00
1922	4.10	4.10	4.20	4.55	5.23	5.03	5.50	5.63	5.29	5.82	4.95	4.50
1923	5.52	4.96	4.15	5.80	5.80	5.40	5.60	4.80	4.80	4.80	4.80	4.20
1924	4.30	4.50	4.00	4.30	4.40	4.50	4.00	4.50	4.60	4.50	4.50	
1925	4.50	4.00			4.20		4.20				4.40	

COTTONSEED MEAL (AS BOUGHT)  
[Dollars per ton]

1910						35.50		35.00	34.00	35.00	36.00	35.00
1911	34.00		32.00	32.00	32.00	32.00	31.80	32.00	34.00	32.00	36.00	32.00
1912	34.00	32.00	32.00	33.10	35.00	35.00	35.00	35.90	33.00	32.60		32.00
1913	35.50	32.00	32.00	32.20	35.00	35.00	35.00	35.50	35.50	36.00		34.00
1914		34.50	35.80	35.00	34.80	35.50	35.20	32.50	35.60	33.80	33.10	33.00
1915	34.00	34.70	34.90	35.10	34.10	35.50	35.80	34.90	33.70	36.30	38.30	37.90
1916	40.30	38.80	30.00	38.80	38.40	37.80	39.00	38.60	30.80	40.40	44.10	48.00
1917	45.00	49.10	48.00	51.00	53.00	51.00	52.00	55.50	58.00	55.00	57.30	58.20
1918	60.20	61.70	59.40	62.50	62.60	61.70	61.00	61.00	64.00	65.00	65.50	65.30
1919	65.40	65.50	66.00	63.00	67.00	68.40	74.20	75.00	78.10	77.10	81.70	81.70
1920	82.30	82.00	84.60	82.55	80.00	81.40	81.20	78.70	71.00	64.00	64.00	45.00
1921	44.00	47.00	47.00	36.00	42.00	44.00	47.00	54.00	62.00	53.00	51.00	51.00
1922	62.00	53.00	48.00	58.00	56.00	57.00	58.00	58.00	50.00	52.00	58.00	58.00
1923	61.00	59.00		59.80	56.80	56.80	53.10	54.70	52.00	58.00	58.80	57.10
1924	57.00	56.00	57.00	66.50	65.00	64.00	64.50	55.50	56.00	55.00	55.00	53.50
1925	65.50	54.00	55.00	52.70	51.00	52.00	54.00	49.00	53.80	48.00	50.00	49.80

HAY (LOOSE)  
[Dollars per ton]

1908	18.67	19.00	18.84	18.75	19.00	18.75	18.38	18.12	17.75	17.38	17.12	17.50
1909	18.00	17.75	17.60	17.65	17.75	18.70	18.50	17.60	18.10	18.30	18.50	18.45
1910	18.40	20.40	21.00	20.40	20.25	19.85	19.10	18.57	19.30	19.65	19.30	19.05
1911	19.25	19.15	18.15	17.25	17.75	19.90	21.70	22.55	22.75	22.20	22.45	23.25
1912	23.38	22.65	22.40	23.45	23.75	23.90	24.15	22.05	21.65	20.85	20.85	20.60
1913	20.25	20.75	20.25	19.90	20.00	20.00	20.00	20.10	20.30	21.00	21.30	21.55
1914	20.60	19.20	19.85	20.60	20.95	20.55	20.00	19.25	19.50	20.25	21.00	20.85
1915	20.45	21.85	21.25	20.30	21.15	21.25	21.40	22.55	22.60	22.45	22.35	22.35
1916	23.05	23.60	24.15	24.45	24.20	24.50	23.50	20.90	19.90	20.10	19.60	19.50
1917	20.85	20.85	19.95	19.10	18.15	17.70	16.05	16.55	16.80	17.25	18.70	20.30
1918	19.50	19.25	21.00	21.00	21.00	22.00	22.85	22.55	22.20	25.00	20.60	27.00
1919	26.50	25.60	27.10	28.60	33.05	35.55	32.20	30.90	28.35	28.35	28.80	28.50
1920	30.00	31.85	34.65	36.75	39.95	42.05	39.80	37.35	34.65	30.60	29.15	28.50
1921	28.50	28.50	28.15	26.90	27.10	26.85	27.15	26.75	25.50	25.65	20.25	27.55
1922	28.00	26.85	24.65	20.00	27.55	27.15	26.30	26.80	25.35	25.80	25.20	23.25
1923	24.80	25.90	24.15	24.00	24.60	24.00	24.00	23.50	23.00	23.55	24.55	24.00
1924	25.00	26.50	26.50	25.60	25.00	23.50	23.10	24.10	22.80	22.50	21.80	22.50
1925	21.50	21.00	21.00	20.80	21.80	21.70	23.20	19.50	22.00	20.80	22.10	21.60

CLOVER HAY  
[Dollars per ton]

1914										18.00	18.80	18.00
1915	18.00	18.00	18.20	17.00	17.00	18.00	18.00	21.50	18.80	17.70	19.60	19.10
1916	19.50	18.70	18.60	20.50	23.00	20.50	19.00	15.20	18.70	10.90	16.40	17.60
1917	16.90	17.00	16.90	16.30	18.00	18.40	16.40	14.20	14.50	15.80	17.40	15.00
1918		17.50	16.80	19.00	21.00	17.50		19.50	19.60	21.50	24.20	23.70
1919	24.20	27.30	25.50	29.70	31.00	41.20	32.00	27.70	29.60	27.20	31.40	27.60
1920	28.70	26.00	24.25	38.60	37.00	37.00	34.70	34.00	32.00	30.00	30.00	34.00
1921	26.00	34.00	27.00	27.00	26.00	26.00	25.00	25.00	26.00	26.00	25.00	26.00
1922	25.00	25.00	26.00	25.00	23.00	23.00	25.00	21.00	23.00	21.00	23.00	22.00
1923	33.00	19.00	22.00	22.50		23.00	23.20	19.80	24.50	21.30		26.00
1924		22.40	21.00					23.00				
1925												23.70

TABLE 22.—Massachusetts: Monthly farm price—Continued

TIMOTHY HAY

[Dollars per ton]

Year	Jan.	Feb.	Mar.	Apr.	May	June	July	Aug.	Sept.	Oct.	Nov.	Dec.
1914										20.50	21.50	21.00
1915	22.20	21.70	20.50	21.00	21.10	22.00	21.50	21.40	22.90	23.20	22.90	22.30
1916	23.50	23.20	22.40	23.00	27.00	25.30	21.70	21.00	21.60	20.10	20.80	21.00
1917	20.00	20.60	20.50	20.90	20.00	20.90	20.00	20.00	19.40	20.20	20.00	18.30
1918	20.80	21.00	21.30	22.60	22.50	23.00	24.00	24.60	23.60	23.30	23.00	27.50
1919	30.00	31.00	29.50	34.10	34.65	39.90	37.10	33.60	34.20	32.80	35.30	32.50
1920	32.20	32.60	38.80	40.40	41.00	41.80	35.50	35.00	38.00	36.00	36.00	36.00
1921	30.00	33.00	30.00	29.00	28.00	30.00	27.00	27.00	30.00	28.00	28.00	28.00
1922	27.00	27.00	28.00	28.00	27.00	27.00	27.00	24.00	25.00	24.00	26.00	21.00
1923	24.50	26.20	27.50	25.10	24.40	25.00	25.70	24.40	24.70	26.00	28.00	28.50
1924	26.70	27.60	27.40	26.50	25.50	25.00	24.50	22.00				
1925		23.00	23.00	22.50	23.70	23.80	22.50	25.00	24.25	21.80	25.00	23.20

MAPLE SUGAR

[Cents per pound]

Year	Feb.	Mar.	Apr.	May	June	Year	Feb.	Mar.	Apr.	May	June
1913	20.0	18.0	18.2	18.0	18.0	1920	30.0	38.0	47.0	47.0	51.0
1914		19.0	17.0	14.4	14.0	1921	30.0	39.0	32.0	34.0	33.0
1915		17.5	17.0	19.4	18.0	1922	30.0	42.0	31.0	27.0	30.0
1916		16.0	20.0	17.3		1923	30.0	30.0	30.0	34.0	
1917	20.0	21.0	23.0	28.0		1924			30.0	30.0	
1918		29.0	30.0	30.0	25.0	1925		40.0	40.0		40.0
1919	25.0	34.0	35.0	37.0	27.0						

MAPLE SIRUP

[Dollars per gallon]

1913	1.25	1.25	1.23	1.20	1.20	1920	2.30	2.25	3.25	3.30	3.10
1914		1.10	1.20	1.12	1.25	1921	2.81	2.50	2.87	2.43	2.25
1915	.97	1.09	1.19	1.18	1.27	1922	2.30	2.35	2.05	1.93	2.10
1916	1.35	1.25	1.30	1.23	1.17	1923	2.50	2.25	2.55	2.00	2.42
1917	1.35	1.50	1.50	1.40		1924	2.00	2.05	2.10	2.10	
1918	2.00	2.10	2.00	2.00	2.20	1925	2.10	2.35	2.29	2.45	2.40
1919	2.50	2.30	2.30	2.30	2.40						

BEEF CATTLE

[Dollars per 100 pounds]

Year	Jan.	Feb.	Mar.	Apr.	May	June	July	Aug.	Sept.	Oct.	Nov.	Dec.
1910	4.00					5.00	6.00					
1911	6.00		5.50	5.00	5.00	5.00	4.50	6.00	5.00	7.00	5.00	5.00
1912	7.50	5.00	5.00	7.50	6.00	6.00	8.00	7.00	6.80	7.00	5.00	6.20
1913	6.50	6.00	7.00	6.00	6.00	8.00	7.00	7.00	7.00	8.00		7.00
1914		6.00	6.20	6.90	7.10	6.50	7.50	8.00	7.10	6.90	6.70	6.50
1915		5.70	6.20	5.90	6.30	5.80	5.90	6.50	6.50	6.60	6.30	6.50
1916		6.40	6.50	6.40	6.50	7.30	7.70	6.40	6.60	7.10	6.70	6.50
1917		9.50	7.50	7.70	8.30	9.50	8.00	7.70	9.70	10.00	9.80	9.10
1918		10.00	9.60	8.60	9.60	10.00	11.90	12.40	11.10	11.20	10.60	9.40
1919	10.10	10.10	10.70	10.00	12.00	11.60	9.20	12.10	9.30	9.10	9.00	10.40
1920		6.40	6.90	9.75	10.40	10.25	10.90	11.00	9.80	8.50	8.70	9.50
1921	5.20	5.10	5.30	5.40	6.20	6.80	5.50	7.30	5.40	5.30	5.20	5.20
1922	5.50	5.00	5.30	5.40	6.80	7.00	6.40	5.50	5.70	5.30	5.80	5.30
1923	6.40	6.00	6.40	5.70	5.90	6.30	6.00	5.00	6.00	5.90	5.60	5.80
1924	6.40	6.00	6.40	6.00	6.00	5.60	5.60	5.30	5.00	5.20	5.50	5.00
1925	5.50	5.30	5.30	5.50	6.10	6.00	6.70	5.00	5.00	5.00	6.00	4.90

TABLE 22.—Massachusetts: Monthly farm price—Continued

VEAL CALVES

(Dollars per 100 pounds)

Year	Jan.	Feb.	Mar.	Apr.	May	June	July	Aug.	Sept.	Oct.	Nov.	Dec.
1910	6.00	7.50				8.00	7.80		8.50	9.00	8.20	7.80
1911	9.00		7.50	8.80	8.00	9.00	8.50	7.70	9.00	9.00	8.00	7.50
1912	7.00	7.00	8.00	9.50	8.00	8.50	8.10	9.00	8.50	9.20	9.00	8.00
1913	9.00	10.00	8.80	9.00	9.00	10.00	9.50	9.50	9.70	9.30	9.30	9.30
1914	9.50	9.00	9.00	9.40	9.00	9.80	9.00	9.00	9.20	9.20	8.80	9.20
1915	8.50	8.90	8.40	9.50	8.00	9.10	9.10	9.20	8.70	8.90	9.30	9.40
1916	8.90	8.80	9.00	10.00	10.00	9.30	9.50	10.40	9.90	9.70	9.90	9.90
1917	10.00	11.10	11.60	12.10	12.00	12.30	13.10	12.90	13.60	12.60	13.80	13.70
1918	13.40	14.50	13.80	13.80	14.10	14.70	14.80	15.30	15.60	16.70	15.50	15.00
1919	14.60	15.40	16.00	15.00	14.50	15.20	15.30	16.60	17.10	16.60	16.00	17.00
1920	17.00	16.20	16.60	15.10	14.40	15.80	16.00	14.70	16.30	14.70	15.20	14.70
1921	13.00	13.10	13.10	11.60	10.70	11.00	10.60	11.80	10.90	11.70	12.00	11.20
1922	11.30	11.00	11.20	10.30	9.80	9.70	9.92	9.60	10.50	11.50	11.10	11.10
1923	11.80	10.40	11.50	10.50	9.90	11.00	10.60	10.20	11.10	11.00	11.70	9.10
1924	10.50	11.30	11.50	11.20	11.50	11.00	10.60	10.60	10.30	10.80	10.30	10.50
1925	11.50	12.00	11.00	11.80	11.20	11.00	11.60	11.00	11.20	12.50	11.60	11.40

MILK COWS

(Dollars per head)

1910	38.70					60.00	48.00	49.00	62.50	50.00		50.00
1911		55.00	56.00	57.00	57.50	65.00	50.00	50.00	60.00	65.00	50.00	50.00
1912	60.00	55.00	50.00	56.00	52.00	60.00	55.00	60.00	65.00	65.00	57.50	50.00
1913	53.00	53.00	65.00	65.00		62.50		50.00	55.00	51.70	50.00	50.00
1914		60.80	61.60	70.00	70.00	70.00	70.00	80.00	76.00	70.00	70.00	71.80
1915	67.80	66.30	72.20	65.00	72.10	70.00	70.00	78.60	74.00	74.90	72.50	75.00
1916	68.00	70.10	72.00	71.20	75.00	75.00	72.00	82.30	76.00	80.00	85.00	83.00
1917	79.50	83.00	103.90	97.50	86.50	87.00	95.00	91.00	100.00	98.00	103.00	101.00
1918	89.00	100.00	94.50	105.00	103.00	112.00	112.00	112.00	105.00	100.00	98.70	100.00
1919	95.00	99.00	102.00	105.50	109.20	111.50	102.00	113.50	116.00	127.00	134.00	130.00
1920	128.80	119.00	130.00	131.40	115.00	120.70	108.50	110.00	115.00	110.00	112.00	100.00
1921	100.00	87.00	93.00	81.00	73.00	80.00	97.00	101.00	80.00	82.00	75.00	80.00
1922	79.00	80.00	83.00	80.00	77.00	83.00	86.00	83.00	79.00	72.00	81.00	73.00
1923	75.00	70.00		71.50	71.50	75.00	80.00	75.00	80.00	75.00	72.50	75.00
1924	76.00	76.40	79.00	78.70	75.00	75.00	73.00	79.00	70.00	67.00	70.00	72.00
1925		70.00	65.00	70.00	75.00	70.00	71.00	82.50	78.50	75.00	90.30	95.00

MILK, WHOLESALE

(Cents per gallon)

1910		19	16			21	21	25	25	21		22
1911		24	23	23	23	20	21	22	22	23		21
1912		21	24	24	24	24	24	26	22	25		19
1913		22	22	21	20	20	20	21	28	22		24
1914												20
1915		20	20	21	22	22	22	20	21	21		23
1916		22	21	21	21	21	22	20	20	22		24
1917		26	25	25	25	27	27	29	31	30		30
1918		32	32	35	34	34	33	35	35	36		37
1919		38	35	37	38	36	36	39	40	39		43
1920		43	39	42	42	44	41	44	46	46		44
1921		45	42	45	42	39	38	37	36	32		37
1922		32	32	34	33	38	30	29	30	33		31
1923		34	34	30	32	31	38	33	34			

(Dollars per 100 pounds)

1923								3.70	3.60	3.50	3.60
1924		3.70	3.30	3.00	3.00	2.90	2.70	3.00	3.20	3.20	3.40
1925		3.20	3.00	3.10	2.90	3.12	2.90	2.50	3.00		3.55

TABLE 22.—Massachusetts: Monthly farm price—Continued

## BUTTER

[Cents per pound]

Year	Jan.	Feb.	Mar.	Apr.	May	June	July	Aug.	Sept.	Oct.	Nov.	Dec.
1909.....		32	32	32	32	31	32	32	34	34	36	36
1910.....	36	34	34	35	34	32	33	34	34	34	34	36
1911.....	35	32	30	30	28	29	30	31	32	23	34	36
1912.....	38	37	36	34	34	32	32	34	34	33	34	31
1913.....	34	36	36	36	36	35	35	36	36	36	36	37
1914.....	36	36	35	34	33	32	34	36	36	36	36	36
1915.....	38	36	34	33	33	34	34	34	34	34	34	34
1916.....	35	36	36	37	37	35	35	36	37	39	41	42
1917.....	40	40	41	44	46	46	46	46	47	48	49	48
1918.....	50	52	50	48	48	48	48	50	53	53	62	62
1919.....	62	69	60	68	66	60	58	58	60	64	63	70
1920.....	70	70	70	71	72	70	67	68	70	69	68	64
1921.....	60	58	54	52	48	42	44	49	50	51	52	50
1922.....	48	44	42	44	44	44	44	44	44	46	51	50
1923.....	51	55	57	54	54	54	53	54	54	54	55	55
1924.....	54	54	54	45	43	43	46	46	46	45	48	47
1925.....	47	43	44	44	48	48	50	49	53	54	54	55

## BUTTER FAT

[Cents per pound]

1920.....												
1921.....	64	57	64	47	55	45	45	41	61	60	65	64
1922.....	47	45	51	45	44	40	40	42	44	60	45	55
1923.....		44	43	54	49	47	50	46	40	48	45	44
1924.....						40		44	45	54	51	55
1925.....	50				61	53	50	43	50	50	42	48

## HOGS

[Dollars per 100 pounds]

1910.....	9.50	9.00				11.00	10.00			11.00		9.00
1911.....	10.00		7.50	8.50	7.50	7.00		8.20	8.70	7.30	5.00	8.00
1912.....	7.50	7.00	8.00	8.50	7.50	8.00	7.90	8.10	7.90	8.80	7.70	8.00
1913.....	8.50	8.00	9.00	9.10	8.50	9.00	10.00	9.00	9.00	4.50	9.00	9.00
1914.....		8.50	9.00	9.70	8.40	9.00	9.20	10.50	10.30	9.10	8.50	8.50
1915.....	7.80	7.10	7.20	7.50	7.40	7.00	7.40	7.30	7.30	7.70	8.40	7.00
1916.....	7.10	7.00	6.00	9.20	9.60	9.00	9.00	10.00	9.90	9.60	10.20	10.00
1917.....	9.20	11.16	13.30	14.40	15.00	15.10	15.60	15.60	17.70	18.00	13.00	18.10
1918.....	18.80	18.40	18.90	17.50	18.50	16.60	17.80	17.90	19.70	18.20	18.00	19.00
1919.....	17.50	17.30	18.00	19.10	19.40	18.60	18.40	21.90	18.00	17.30	18.70	15.00
1920.....	16.00	15.80	15.50	15.75	15.50	15.40	15.30	15.30	17.10	15.00	14.50	14.00
1921.....	11.30	10.60	10.90	9.30	8.90	9.30	9.20	10.60	9.10	9.20	8.40	8.10
1922.....	8.10	9.10	10.10	9.70	11.30	10.20	10.40	9.60	9.60	10.10	10.20	9.30
1923.....	9.30	9.00	8.70	9.10	8.60	9.00	8.00	8.10	8.50	8.30	8.70	8.50
1924.....	8.00	8.70	8.70	8.90	8.50	8.30	8.00	8.00	9.00	10.30	10.00	9.70
1925.....	10.30	10.90	12.00	13.00	11.70	12.00	12.90	13.20	12.10	12.20	12.40	11.90

## SHEEP

[Dollars per 100 pounds]

1911.....				5.00				7.00	7.00	7.00	6.00	
1912.....										5.00	5.50	
1914.....					5.40	7.50	7.50	4.70			5.60	
1915.....						6.00		6.00				
1916.....		6.70	7.00								6.60	
1917.....			12.00				11.00				8.20	
1918.....		0.30		7.50								
1919.....								12.50				
1920.....									0.00		6.60	6.70
1921.....		5.70	10.50	7.00					7.00	6.70	6.30	6.70
1922.....	7.20	8.00	9.00	7.00	7.00	6.30	5.30	6.00	6.50	6.00	6.60	6.00
1923.....		5.80	8.50	6.00	5.60		6.20	5.70	7.00	7.00	6.50	6.60
1924.....	7.20		7.00					6.00		4.00	5.00	
1925.....							6.00		6.00		5.00	6.50

TABLE 22.—Massachusetts: Monthly farm price—Continued

LAMBS  
[Dollars per 100 pounds]

Year	Jan.	Feb.	Mar.	Apr.	May	June	July	Aug.	Sept.	Oct.	Nov.	Dec.
1911											8.00	
1912				8.75		9.00				10.00		
1913												
1914					10.00	11.50		9.50		7.50	7.10	7.00
1915					9.70	10.20	11.10	10.50		7.50		8.10
1916						9.50		8.50	8.50		9.00	
1917		9.50	9.10								11.10	
1918			15.00			17.00		15.50				
1919	14.30	12.70		12.50								
1920							19.00		13.00		12.00	12.00
1921		11.00	11.20	9.00				15.00	13.00	9.00	10.00	10.70
1922	10.50	10.60	14.00	11.00	10.60	14.00	10.20	10.70	10.20	10.00	10.30	9.00
1923		11.00		9.30	8.30		10.00	11.70	10.30	11.60	11.00	10.00
1924	10.90	12.00	16.20							11.00	10.00	
1925							13.00		33.00	13.00	11.00	11.20

WOOL (UNWASHED)  
[Cents per pound]

1910	32					28			31			
1911							25	25	25	25	25	
1912		25	25		25	25	22	22	24	22	22	25
1913	24	22	23	25	22	22	22	22	23	25		
1914		23			20	20		20			22	
1915	25	25						25				28
1916						28		30				
1918		72				70						
1919			68									
1920							30	25	25	25	30	
1921		14	16			15	16		25			20
1922	20	25	25		25	20	33		25	20	31	30
1923								43				
1925							38					

HORSES  
[Dollars per head]

1910	200					150	160		150	150	150	150
1911	150		188	200	200	150	150	175	175	150	175	175
1912	175	165	100	250	215	215	250	220	217	200	200	200
1913	200	206	230	229		225		235	200	230		350
1914	265	200	218	235	246	245	230	250	215	215	175	155
1915	175	175	193	170	170	150	140	170		145	175	150
1916	150	160	200	164	190	175	175	185		170	180	218
1917	144	200	190	217	232	210					150	160
1918	169	157	178			183		200	195	190	175	175
1919	190	170	180	200	180	188	170	197	200	169	150	140
1920	150	145	173	218	206	210	186	195	163	160	175	144
1921	125	145	125	150			200		150	150	145	138
1922	136	133	150	156	150	140	150	150	140	150	120	128
1923		150	150						100	125	130	140
1924	140						150	160		100		
1925		125		150	150	162	125			150	150	150

CHICKENS  
[Cents per pound]

1909		15.0	11.0	16.0	16.0	16.0	16.0	16.0	17.0	17.0	16.5	15.8
1910	15.8	16.0	16.4	17.0	17.4	17.8	18.5	18.5	18.0	17.8	16.8	16.1
1911	16.4	16.2	16.1	16.0	16.4	17.3	17.3	16.6	16.2	16.6	16.5	15.8
1912	15.8	15.6	15.6	16.1	16.0	16.5	16.8	17.0	16.2	15.7	16.0	15.7
1913	15.1	15.4	15.6	16.6	17.6	17.2	17.0	20.0	20.0	18.5	15.7	17.0
1914	17.2	16.3	17.4	19.0	17.0	17.5	19.5	19.0	18.5	17.7	17.5	16.5
1915	16.9	16.6	18.5	18.2	16.1	16.7	19.0	17.6	18.0	16.7	17.0	17.0
1916	17.0	17.1	17.6	18.4	19.8	20.0	20.0	22.0	20.5	22.0	20.2	20.0
1917	20.1	20.6	22.0	23.4	23.0	24.3	26.0	23.0	26.0	24.0	24.1	24.7
1918	24.5	25.5	27.0	28.0	28.6	28.0	36.5	35.4	37.5	33.8	34.1	35.0
1919	32.0	32.2	34.6	33.4	38.3	36.0	35.5	39.0	33.0	36.0	35.0	34.0
1920	31.0	36.5	37.7	35.5	42.6	41.7	43.2	39.7	45.0	36.0	35.0	34.0
1921	36.0	34.0	37.0	36.0	38.0	36.0	38.0	38.0	33.0	31.0	31.0	20.0
1922	29.0	28.0	29.0	30.0	32.0	33.0	35.0	34.0	30.0	29.0	32.0	27.0
1923	25.5	28.2	30.5	30.0	29.0	29.0	29.0	27.0	30.0	30.0	27.7	26.0
1924	27.0	27.0	26.9	28.5	30.0	28.5	31.0	30.0	29.0	28.3	29.1	26.2
1925	28.7	27.7	28.2	30.3	30.4	29.3	32.7	26.9	28.2	28.9	28.7	29.5



TABLE 22.—Massachusetts: Monthly farm price—Continued

TURKEYS											
(Cents per pound)											
Year	Jan.	Oct.	Nov.	Dec.	Year	Jan.	Oct.	Nov.	Dec.		
1912					1919						
1913		22.0	24.0		1920	47.5		42.0		46.0	
1914			22.0	24.0	1921			45.0	35.0	52.0	47.0
1915	24.0	18.0		26.7	1922	49.0		45.0		50.0	45.0
1916	22.0	20.0		25.0	1923	45.0		42.0		51.0	45.0
1917	26.0		32.0	31.5	1924	42.0		34.0		50.0	45.0
1918			45.0								

EGGS												
(Cents per dozen)												
Year	Jan.	Feb.	Mar.	Apr.	May	June	July	Aug.	Sept.	Oct.	Nov.	Dec.
1909												
1910	42	31	26	24	26	28	30	33	37	40	44	46
1911	39	32	26	24	24	26	28	32	34	36	42	48
1912	42	38	32	28	26	27	29	32	34	37	44	47
1913	38	32	29	23	25	28	29	32	38	42	48	46
1914	42	35	32	24	23	25	30	34	30	42	53	51
1915	42	32	25	23	26	26	31	32	38	41	50	51
1916	38	35	28	25	26	29	33	37	43	43	53	48
1917	51	48	38	35	42	43	38	45	48	56	57	57
1918	65	62	44	42	44	47	43	49	55	60	63	66
1919	75	58	52	48	54	60	54	57	64	70	80	85
1920	85	73	67	56	60	63	65	70	74	81	92	95
1921	83	68	46	38	40	42	45	55	81	84	105	103
1922	55	50	35	31	34	37	43	55	61	71	87	84
1923	58	48	46	33	33	41	47	47	53	67	79	70
1924	54	50	40	30	32	33	40	50	58	65	81	75
1925	68	58	42	34	38	41	46	50	58	66	80	78

TABLE 23.—Massachusetts: December 1 farm price of crops, 1866-1925<sup>1</sup>

Year	Wheat	Corn	Oats	Barley	Rye	Buck-wheat	Pota- toes	Tame hay	Wild hay	To- bacco	Cran- berries
	Cts. per bu.	Cts. per bu.	Cts. per bu.	Cts. per bu.	Cts. per bu.	Cts. per bu.	per bu.	Dolls. per ton	Dolls. per ton	Cts. per lb.	Dolls. per bbl.
1866	193	93	53	88	96	71	48	19.74		13.0	
1867	201	110	64	110	82	80	15.85			15.8	
1868	179	98	67	116	124	80	69	13.67		17.1	
1870	139	105	58	124	103	81	54	19.35		20.6	
1871	157	88	66	97	99	92	86	23.40		21.5	
1872	151	88	63	96	101	96	61	26.62		18.4	
1873	173	80	54	67	91	80	78	18.93		18.7	
1874	153	77	51	95	96	70	64	23.11		25.2	
1875	181	99	60	92	100	65	62	19.30		16.3	
1876	119	83	53	95	93	54	45	18.21		8.6	
1877	146	68	47	82	82	60	76	14.67			
1878	159	62	36	85	76	75	58	14.70			
1879	150	78	50	80	62	60	93	12.97		11.0	
1880	139	78	50	80	66	56	56	16.00		11.0	
1881	150	88	53	88	92	60	51	18.33		15.0	
1882	145	85	50	95	112	75	100	18.60		15.0	
1883	245	85	50	90	93	90	90	18.00		12.5	
1884	112	72	45	82	82	39	56	16.40		13.2	
1885	125	70	45	85	81	90	67	17.50		12.2	
1886	100	66	44	72	81	55	57	18.50		12.0	
1887	100	70	43	73	74	82	62	17.00		14.0	
1888		70	44	73	74	68	62	15.80		17.0	
1889		68	45	74	80	70	55	15.75		13.0	
1890		54	38	70	67	60	70	14.33		12.0	
1891		70	35	77	81	65	64	13.50		15.0	
1892		78	47	75	96	70	84	16.00		19.5	
1893		62	46	75	72	78	83	16.60		26.0	
		62	42	96	72	75	76	17.33		16.0	

<sup>1</sup> These prices are issued, by States, in December each year and published in supplements to Crops and Markets. Prices for recent years appear in current issues of the Yearbook. The full series for any single State is not available in this form elsewhere.

TABLE 23.—Massachusetts: December 1 farm price of crops, 1866—1925—Con.

Year	Wheat	Corn	Oats	Barley	Rye	Buck- wheat	Pota- toes	Tame hay	Wild hay	To- bacco	Cran- berries
	Cts. per bu.	Cts. per bu.	Cts. per bu.	Cts. per bu.	Cts. per bu.	Cts. per bu.	Cts. per bu.	Dolls. per ton	Dolls. per ton	Cts. per lb.	Dolls. per bbl.
1894		61	43	63	73	68	65	15.50		10.0	
1895		52	39	65	67	59	48	17.50		14.0	
1896		46	35	58	70	53	57	16.40		12.0	
1897		47	33	66	61	66	60	13.90			
1898		49	37	66	63	61	63	12.10			
1899		51	38	68	70	70	57	15.50		18.0	
1900		54	38	69	75	72	66	17.40		15.0	
1901		76	55	79	79	61	90	17.40		12.0	
1902		74	45	80	74	81	80	16.65		15.0	
1903		66	49	73	68	71	71	16.72		12.0	
1904		72	45	82	72	71	85	15.76		18.6	
1905		70	43	70	71	71	84	15.22		16.9	
1906		60	44	65	68	65	85	17.00		18.5	
1907		75	60	90	70	84	84	19.00		11.0	
1908		81	62	95	80	85	85	17.00		15.5	
1909		81	58	105	75	79	89	18.90		14.0	
1910		70	50	94	85	70	94	19.10		15.0	
1911		83	58	95	89	96	96	23.00		20.0	
1912		77	47	100	85	75	85	21.50		23.9	
1913		85	54	98	80	85	85	21.10		21.0	
1914		55	56	101	84	71	71	21.50	18.50	17.7	4.09
1915		80	51	102	95	94	94	22.00	17.00	14.5	6.50
1916		120	66	127	140	175	175	19.00	15.00	25.0	7.25
1917		215	81	200	166	175	175	19.30	18.00	38.4	11.09
1918		170	91	227	190	170	26.00	26.00	15.00	40.0	12.59
1919		177	99	175	160	190	27.00	24.00	24.00	46.3	8.59
1920		77	80	195	140	150	28.00	20.00	40.0	13.50	
1921			69	175	125	152	27.00	15.00	36.0	20.00	
1922		91	63	149	138	95	25.00	14.50	37.8	10.50	
1923		115	63	135	115	135	26.00	16.00	43.8	6.50	
1924		129	70	145	125	96	24.00	18.00	28.8	9.50	
1925		110	65	140	110	245	23.00	16.00	16.0	11.25	

TABLE 24.—Massachusetts: January 1 farm values of livestock per head, 1867—1936<sup>1</sup>

Year	Horses	Milk cows	Other cattle	Sheep	Hogs	Year	Horses	Milk cows	Other cattle	Sheep	Hogs
	Dollars	Dollars	Dollars	Dollars	Dollars		Dollars	Dollars	Dollars	Dollars	Dollars
1867	68.58	44.43	33.20	3.12	11.47	1897	64.67	30.78	24.33	3.39	8.44
1868	61.27	48.45	33.32	2.49	9.29	1898	63.35	32.80	25.82	3.56	8.54
1869	96.05	40.78	40.13	2.40	11.30	1899	71.95	37.75	26.62	4.25	9.04
1870	101.07	40.99	40.79	2.70	15.95	1900	78.07	37.20	27.12	4.55	9.03
1871	117.34	53.44	40.34	2.94	14.05	1901	80.35	34.57	15.62	4.07	9.60
1872	103.83	36.54	32.27	3.22	10.86	1902	93.92	37.53	16.73	4.43	10.13
1873	96.49	36.65	35.53	3.45	12.01	1903	82.39	38.00	16.34	4.57	13.68
1874	100.02	40.91	35.62	3.68	11.76	1904	83.04	40.40	17.11	4.27	9.46
1875	103.03	41.63	34.74	3.12	13.60	1905	110.45	38.31	16.72	3.89	11.28
1876	78.94	42.43	41.78	3.10	15.83	1906	112.98	39.09	16.66	4.26	9.50
1877	82.47	37.07	37.82	3.40	13.72	1907	113.00	42.00	18.00	4.45	10.00
1878	85.08	30.59	36.24	3.50	13.48	1908	111.00	40.00	17.00	4.40	10.25
1879	70.32	32.47	51.23	2.88	11.41	1909	116.00	40.00	16.00	4.00	9.25
1880	95.52	35.00	34.14	3.58	12.46	1910	128.00	42.00	16.70	4.20	11.50
1881	78.96	35.00	36.88	2.29	13.42	1911	148.00	40.00	19.00	5.42	12.20
1882	79.33	33.00	31.50	3.00	15.30	1912	144.00	50.00	18.80	4.80	11.30
1883	102.14	39.29	34.28	3.87	14.31	1913	146.00	51.00	19.90	4.80	13.00
1884	104.72	38.50	34.71	4.00	13.70	1914	101.00	59.00	23.10	5.30	14.50
1885	104.08	35.00	32.16	3.51	12.42	1915	155.00	66.00	25.10	5.60	15.50
1886	103.15	32.40	31.67	3.04	10.04	1916	146.00	65.00	25.40	5.50	13.20
1887	106.64	35.00	34.24	3.34	10.09	1917	156.00	75.00	29.60	6.70	15.00
1888	107.81	34.17	28.47	3.30	10.30	1918	163.00	90.00	37.50	10.30	23.00
1889	106.63	33.50	27.98	3.21	11.07	1919	157.00	94.00	36.30	12.50	26.00
1900	104.61	32.50	25.24	3.38	9.51	1920	156.00	105.00	41.40	12.60	27.00
1891	106.37	32.40	26.33	3.73	9.21	1921	151.00	94.00	34.40	9.50	20.50
1892	104.39	32.72	25.78	3.89	9.80	1922	134.00	79.00	26.70	6.60	16.30
1893	102.18	33.00	24.66	4.28	10.73	1923	138.00	74.00	23.90	6.90	17.00
1894	73.03	32.50	26.71	3.65	11.34	1924	136.00	76.00	25.50	7.90	17.00
1895	74.13	32.50	24.46	3.43	8.58	1925	123.00	75.00	26.00	8.90	17.00
1896	72.49	34.63	25.36	3.30	8.44	1926	117.00	90.00	27.00	9.40	19.00

<sup>1</sup> These prices are issued, by States, in January or February each year and published in supplement to Crops and Markets. Values for recent years appear in current issues of the Yearbook. The early values of the series are available only in the issues in which published at the time, only a few years in any one place.

TABLE 25.—Massachusetts: January 1 farm values of livestock per head, by ages and groups, 1894-1926<sup>1</sup>

Year	Horses			Cattle			Sheep			
	Under 1 year old	1 and under 2 years	2 years and over	Under 1 year old	1 and under 2 years	2 years and over	Under 1 year old	Ewes 1 year and over	Wethers 1 year and over	Rams
	Dollars	Dollars	Dollars	Dollars	Dollars	Dollars	Dollars	Dollars	Dollars	Dollars
1894	29.20	44.00	77.08	9.20	14.10	34.78	3.50			
1895	29.00	47.00	78.14	0.33	14.58	31.15	2.80		3.70	
1896	29.00	42.00	76.60	9.20	15.00	34.00	2.70		3.50	
1897	24.40	37.00	68.44	0.00	15.00	30.92	2.71		3.50	
1898	21.10	31.90	67.45	9.30	15.30	33.06	2.55		3.60	
1899	26.55	39.55	76.27	9.80	16.25	33.74	3.35		3.80	
1900	28.85	44.00	82.70	10.60	17.05	34.23	3.50		4.55	
1901	28.50	39.92	82.16	9.88	15.05	29.00	3.19		4.90	
1902	38.12	54.81	95.72	9.99	15.46	33.57	3.46		4.26	
1903	32.50	50.47	83.01	10.62	16.54	28.29	3.17	5.36		4.76
1904	31.00	47.70	89.89	11.30	17.66	28.60	3.28	4.64		5.06
1905	40.81	59.00	112.75	11.23	17.37	27.34	3.20	4.18		6.12
1906	45.00	71.00	115.00	10.00	18.00	28.00	2.50	5.00		4.50
1907	40.00	62.00	115.00	11.00	19.00	31.00	3.50	4.90		7.00
1908	41.00	65.00	113.00	12.00	18.00	27.00	3.50	4.85		5.50
1909	44.00	69.00	118.00	9.50	16.00	29.00	3.20	4.40		6.50
1910	40.00	73.00	130.00	9.90	17.10	30.60	3.40	4.50		5.50
1911	49.00	80.00	151.00	12.00	21.00	35.00	3.90	5.80		8.50
1912	50.00	86.00	147.00	12.00	19.00	33.00	4.00	4.90	4.70	7.40
1913	51.00	88.00	150.00	12.70	20.00	35.00	3.50	5.00	5.00	7.50
1914	58.00	95.00	165.00	15.00	24.00	39.00	4.30	5.50	5.00	8.60
1915	58.00	95.00	159.00	15.00	26.00	45.00	5.00	5.70	5.30	8.20
1916	56.00	93.00	150.00	15.00	27.00	45.00	5.00	5.70	5.20	10.00
1917	58.00	95.00	160.00	17.00	31.00	54.00	5.10	7.00	6.50	11.00
1918	60.00	100.00	167.00	22.50	40.00	64.00	8.00	11.00	9.00	15.00
1919	59.00	97.00	161.00	21.00	38.00	64.00	9.70	13.00	12.00	20.00
1920	59.00	97.00	159.00	27.00	48.00	77.00	9.30	13.00	14.00	24.00
1921	56.00	94.00	154.00	22.00	40.00	65.00	7.20	9.60	12.00	18.00
1922	55.00	87.00	137.00	18.00	31.00	52.00	5.20	6.90	5.00	12.10
1923	50.00	83.00	140.00	17.00	29.00	48.00	6.00	7.00	6.00	13.00
1924	50.00	85.00	138.00	19.00	30.00	48.00	7.00	8.00	7.00	13.00
1925	52.00	85.00	125.00	17.00	30.00	51.00	7.50	10.00	10.50	14.00
1926	50.00	75.00	120.00	19.50	31.00	52.00	7.70	8.50	8.00	15.00

<sup>1</sup> These prices are issued, by States, in January or February each year, and published in supplements to Crops and Markets. They appear for recent years in current issues of the Yearbook. The early years of the series are available elsewhere only in the issues in which they were published at the time.

TABLE 26.—Massachusetts: Value of farm products per unit, by crop-reporting districts, 1924<sup>1</sup>

Item	State price	Item	State price
<b>Values for 1924:</b>		<b>Values for Jan. 1, 1925—(Continued.)</b>	
Corn, 56 pounds, shelled.....bushel	1.35	Horses and colts under 2 years.....head	65.00
Corn cut for silage.....ton	6.20	Horses, 2 years and over.....do	122.00
Winter wheat.....bushel	1.60	Mules and mule colts under 2 years.....head	47.00
Spring wheat.....do	1.75	Mules, 2 years and over.....do	105.00
Oats.....do	.70	Beef calves under 1 year.....do	18.50
Barley.....do	1.15	Beef heifers, 1 year and under 2.....do	31.10
Rye.....do	1.54	Beef cows and heifers, 2 years and over.....head	44.90
Buckwheat.....do	1.24	Steers, 1 year and over.....do	43.80
Sorghums for grain.....do	1.20	Beef bulls, 1 year and over.....do	43.40
Soybeans, shelled.....do	3.50	Dairy calves, 1 year and over.....do	59.30
Tobacco.....pound	.28	Dairy calves under 1 year.....do	23.00
Potatoes.....bushel	.66	Dairy heifers, 1 year and under 2.....do	90.00
Apples.....do	1.28	Dairy cows and heifers, 2 years and over.....head	70.00
Peaches.....do	2.20	Lambs under 1 year.....do	7.20
Hay, all kinds.....ton	21.50	Ewes, 1 year and over.....do	16.80
Firewood, cut on farm, 4 by 4 by 8 feet.....cord	8.90	Rams and wethers, 1 year and over.....head	11.50
Milk, whole.....gallon	.30	Goats and kids, all ages.....do	10.00
Butterfat.....pound	.47	All pigs, 6 months and under.....do	16.00
Cream.....gallon	2.70	Sows and gilts, 6 months and over.....head	23.50
Wool.....pound	.40	All other hogs, 6 months and over.....head	21.80
Eggs, sold.....dozen	.53		
Chickens raised.....head	1.41		
Chickens.....do	1.73		
Turkeys.....do	5.19		

<sup>1</sup> These values were especially collected for 1924 and Jan. 1, 1925. State not subdivided.

TABLE 27.—Massachusetts: Wages of hired farm labor, 1866-1926<sup>1</sup>

Year and month	Rates per month		Rates per day		Year and month	Rates per month		Rates per day	
	With board	Without board	With board	Without board		With board	Without board	With board	Without board
	Dolls.	Dolls.	Dolls.	Dolls.		Dolls.	Dolls.	Dolls.	Dolls.
1866	15.74	27.41	0.97	1.29	1911	25.00	41.00	1.35	1.87
1869	16.27	26.39	1.01	1.41	1915	25.20	41.50	1.38	1.88
1874 or 1875	17.38	27.66	.85	1.25	1916	30.00	46.50	1.65	2.18
1877 or 1879	15.24	24.85	.75	1.04	1917	38.00	58.00	2.00	2.65
1879 or 1880	15.40	26.60	.90	1.45	1918	43.00	66.50	2.40	3.05
1880 to 1881	15.44	25.33	.97	1.33	1919	45.00	71.00	2.60	3.40
1881 or 1882	18.25	30.66	1.08	1.46	1920	55.00	85.00	3.10	4.10
1884 or 1885	17.85	28.75	1.00	1.50	1921	41.00	67.00	2.25	2.96
1887 or 1888	18.00	29.50	1.00	1.42	1922	41.00	68.00	2.31	3.18
1889 or 1890	18.50	30.00	1.00	1.45	1923	50.00	80.00	2.95	3.90
1891 or 1892	18.00	29.70	.98	1.42	1923—Jan.	40.00	62.00	2.20	2.80
1893	18.55	31.15	1.08	1.41	Apr.	54.00	77.00	2.60	3.50
1894	17.10	29.07	.99	1.33	July	47.50	77.50	3.00	4.00
1895	17.75	30.66	1.00	1.37	Oct.	54.00	78.00	2.99	3.70
1898	17.64	30.54	1.05	1.46	1924—Jan.	51.00	82.00	2.70	3.60
1899	18.32	31.25	1.03	1.49	Apr.	51.00	81.00	2.68	3.65
1902	19.36	33.22	1.14	1.58	July	48.00	80.00	2.71	3.79
1906	22.09	37.14	1.24	1.65	Oct.	48.00	79.00	2.98	3.72
1909	26.52	41.40	1.04	1.69	1925—Jan.	47.00	79.00	2.70	3.60
1910	22.75	37.20	1.22	1.66	Apr.	49.00	80.00	3.00	3.65
1911	23.80	38.50	1.30	1.77	July	44.00	77.00	2.85	3.80
1912	24.60	38.90	1.37	1.80	Oct.	50.00	78.00	2.90	3.65
1913	25.50	42.00	1.39	1.87	1926—Jan.	46.50	74.50	2.60	3.70

<sup>1</sup> Wages of hired farm labor are now published quarterly as collected in Crops and Markets supplements. Revised averages for the United States were published in the April, 1926, Supplement to Crops and Markets, but the State figures have not been heretofore published as an entire series.

TABLE 28.—Massachusetts: Farm lands—Value per acre, 1912-1926<sup>1</sup>

Year	All farm lands		Plow lands			Year	All farm lands		Plow lands		
	With improvements	Without improvements	Poor	Good	All		With improvements	Without improvements	Poor	Good	All
	Dollars	Dollars	Dollars	Dollars	Dollars		Dollars	Dollars	Dollars	Dollars	Dollars
1912	66	26				1920	100	60	40	103	72
1913	62	27				1921	98	50	40	93	69
1914	66	30				1922	100	51	39	105	69
1915	72	32				1923	105	55	39	106	70
1916	75	30	34	91	62	1924	103	54	39	106	69
1917	76	36	36	93	64	1925	105	56	41	107	70
1918	79	40	41	92	68	1926	109	58	42	110	75
1919	80	41	41	92	68						

<sup>1</sup> The values of all farm lands have been collected from crop correspondents since 1912 and have been drawn on for various purposes, but not previously published as a series, by States.

The values of plow lands have been published as prepared in supplements to Crops and Markets and its predecessors and in the Yearbooks of the department a few years at a time. The full series to 1926, by States, is here published for the first time.

TABLE 29.—*Rhode Island: Monthly farm price*<sup>1</sup>

## BRAN (AS BOUGHT)

[Dollars per ton]

Year	Jan.	Feb.	Mar.	Apr.	May	June	July	Aug.	Sept.	Oct.	Nov.	Dec.
1910.....	28.00											
1911.....						33.00		29.00			26.50	
1912.....	28.50	31.00	30.00	29.00	30.00	26.00	32.00	28.50	29.00	29.00	30.00	28.50
1913.....	26.00	26.50	25.20	25.20	25.00	30.00	30.00	30.00	34.00	27.50	27.50	26.00
1914.....	27.50	28.50	29.00	22.50	32.00	31.50	28.00	24.25	24.25	28.50	27.50	27.00
1915.....	26.80	30.00	29.80	23.70	29.50	30.00	28.00	30.00	30.00	28.10	28.30	28.80
1916.....	26.50	28.70		27.50	27.00	28.70	27.50	28.50	30.50	32.00	34.30	37.00
1917.....	35.00	39.40	44.00	48.30	50.00			43.30	39.00	41.00	40.00	
1918.....	49.30		51.50	51.00		49.50	49.70	53.00	55.00	45.20		42.30
1919.....	57.50	54.40	52.00	54.00	50.70	48.50	40.70	51.30	51.00		49.00	50.50
1920.....	53.50	53.00	57.00	61.50	61.70	68.00	65.00	61.00	62.00	54.00	49.00	46.00
1921.....	46.00	41.00	38.00	36.00	36.00	31.00	28.00	27.00	27.00	26.00	26.00	31.00
1922.....	33.00	34.00	38.00	36.00	36.00	34.00	31.00	31.00	29.00	32.00	35.00	35.00
1923.....	37.00	39.00	40.00	39.70	41.00	40.50	38.00	38.00	38.00	39.00		
1924.....	38.00	38.00		34.00		35.00	33.00	34.70	35.00	35.50	35.00	38.00
1925.....	41.00	38.50	37.20	31.20	38.00	40.00	36.50	36.20	37.30	35.00	36.20	38.00

## CORN

[Cents per bushel]

1908.....	80	72	72	80	88	90	90	89	87	88	90	90
1909.....	85	87	94	94	100	108	100	97	94	102	104	92
1910.....	88					89	85	88	88	95	92	87
1911.....	92	89	82	80	82	84	89	87	86	90	96	95
1912.....	90	90	96	97	104	108	106	108	110	105	94	89
1913.....	87	80	87	94	92	92	100	102	106	106	103	95
1914.....	96			101	102	104	110	112	112	108	102	88
1915.....	102	104			121	122			111	109	106	108
1916.....	115	114	112	112	115	112	112	118			140	139
1917.....	130	124	142	172	210	232	248	266	255	246	234	243
1918.....	253	305	312	288	278	255			284	250	206	186
1919.....	196	195		216	188	200	215	222	220	210	190	186
1920.....	192	198	199	216	224	226	222	220	231	211	195	190
1921.....		122	138	134				162	156	146	124	98
1922.....	92	160	105	118	122	114	113	122	126	126	124	119
1923.....	123			118	119	120		111				120
1924.....			142						220			140
1925.....												120

## OATS

[Cents per bushel]

1908.....	61	55	58	65		63	70					
1909.....	64	64	64	65		66	67	68	70	60	64	64
1910.....	58	60	58	58		59	58	56	55	52	52	54
1911.....	52	54	52	48		47	50	58	60	56	54	49
1912.....	60	61				70	68	64	52			60
1913.....												
1914.....	34								42			42
1915.....	55	60					48	54	50		59	51
1916.....	58	98	65			58	50	50	49	44	46	50
1917.....	63	65		58		60	55	62				64
1918.....	50	65	105	110	106	106	95			88	75	72
1919.....	112	112	109	92	88	94	96	94	90	95	85	95
1920.....	96	98	192							95	98	99
1921.....	62	70	78	75	74		132			118	92	72
1922.....		69	70	70	68	68	70	70	70	70	65	60
1923.....	60				58			70	67	64	62	60
1924.....								61				60
1925.....			75									75

<sup>1</sup> These prices are the estimated prices of farm products received by producers on the 15th of the month as currently reported in the supplements to *Crops and Markets* monthly, by States, or in the case of some products for which prior to January, 1924, prices were reported on the 1st of the month, converted to the 15th of the month by averaging the prices reported on the 1st of two successive months. Prices were first collected monthly in 1908, the list being extended from time to time. All the available monthly prices are shown.

TABLE 29.—Rhode Island: Monthly farm price—Continued

APPLES

(Dollars per bushel)

Year	Jan.	Feb.	Mar.	Apr.	May	June	July	Aug.	Sept.	Oct.	Nov.	Dec.
1910	1.17	1.25						0.77	0.70	1.00	0.78	1.00
1911	1.30	1.30	1.50	1.75	2.12	2.40		.85	.88	.89	.59	.75
1912	1.00	1.00	1.20	1.40	1.50			1.20	1.00	1.09	.75	.90
1913	1.00	1.00	1.20	1.10	1.34	2.00		.92	1.00	1.00	1.02	1.30
1914	1.40	1.35	1.60	2.00	2.00			.85	.77	.65	.60	.70
1915	.75	.91	.82	1.05	1.15			.56	.90	1.00	1.05	1.15
1916	1.25	1.30	1.35	1.50	1.50			.93	.94	.80	.90	.90
1917	1.10	1.40	1.40	1.70	1.50			1.39	2.00	1.55	1.40	1.55
1918	1.50	1.75			1.75			1.50	1.70	1.80	1.70	1.75
1919	2.40	2.50	3.20					1.75	1.80	1.80	1.90	2.00
1920	2.00	2.75	3.10	3.20	4.80			2.10	1.85	1.90	1.64	1.77
1921	1.90	2.13	1.80	2.50	3.00	4.00	4.50	3.11	2.68	2.50	2.20	2.50
1922	2.50	3.00	3.25	2.75			2.50	1.50	1.31	1.28	1.57	1.89
1923	1.89	2.40	2.10					1.30	1.30	1.35	1.40	1.27
1924	1.28	1.86	2.00	2.00	2.00	2.50		1.78	1.50	1.35	1.50	1.58
1925	1.62	1.90	2.08			3.02	3.25	2.41	1.54	1.96	2.14	2.25

CABBAGE

(Dollars per 100 pounds)

1910	1.50	2.12	2.00							0.85	0.85	0.83
1911	.95	1.00	.88	0.88				2.12	1.62	1.17	1.10	1.00
1912		2.00	2.50	4.00	2.50			1.35	1.10	.82	.80	.88
1913	.80	.75	.79	1.00	1.32				1.25	1.30	1.20	1.30
1914	1.70	1.55	1.53	2.00				1.70	.75	.76	.75	.81
1915	1.00	1.05	1.10	1.88	3.00	1.62		.85	1.00	.68	.85	.75
1916	.83	.85	1.25	1.45	1.50	2.35		2.00	1.90	2.00	2.00	2.34
1917	4.25	6.00						1.00	1.00	1.00	1.45	1.90
1918	2.50	3.20	3.30	4.10		4.30		1.50	1.45	1.25	1.50	1.75
1919	2.00	1.90	2.50			4.25		4.10	2.30	2.00	1.80	2.10
1920	4.50	5.50	6.30					5.60	1.40	1.75	1.70	1.70
1921	1.61	1.53	1.94		3.30	3.50	2.49	2.30	2.61	2.50	2.12	2.75
1922	2.00	2.95	3.20		3.62	3.75	3.00	1.80	1.44	1.50	1.52	1.63
1923	2.17	2.38	3.50			5.00	3.80	2.50	1.95		1.81	1.68
1924	2.20	2.30	3.00						2.30	1.50	1.25	1.37
1925	2.50	2.50	3.00		4.00	3.75	3.50	2.30	2.25	1.70	2.10	2.38

ONIONS

(Cents per bushel)

1910								80		75	72	83
1911	85	83	92	133	152		112	113	95	100	102	120
1912	125	165	225	240	185			95	71	75	73	63
1913	61	60	50	55	75	125		115	100	114	105	105
1914	115	122	170	165			260	160	76	60	55	70
1915	80	76	70	101	110			62	57	84	100	95
1916	125	150	150	100		150		160	138	130	374	103
1917	225	360						110	150	75	170	145
1918	160	150	110	75			310	200	150	.25	125	120
1919	135	125	200	210	230		470	230	200	190	220	250
1920	320	340	200				210	150	175	110	115	140
1921	104	83	81	78	167	225	153	148	183	200	275	315
1922	340	395	450	514		325	250	154	139	134	111	150
1923	200	160	158		250		200	162	170	194		192
1924	170	192	180	175				130	165	138	120	130
1925	150	175	192	212			370	320	280	153	167	184

TABLE 29.—*Rhode Island: Monthly farm price—Continued*

POTATOES

[Cents per bushel]

Year	Jan.	Feb.	Mar.	Apr.	May	June	July	Aug.	Sept.	Oct.	Nov.	Dec.
1908.....	91	94	97	98	99	105	102	90				
1909.....	94	94	96	102	104	109	110	100	90	90	88	89
1910.....	78	78	73	68	64	53	68	84	87	76	78	80
1911.....	66	62	60	70	75	87	104	111	100	98	67	63
1912.....	114	132	148	159	173	148	120	98	87	81	103	104
1913.....	79	78	77	78	85	84	75	78	80	85	77	78
1914.....	83	88	92	94	93	112	113	94	79	71	90	85
1915.....	62	56	48	52	56	54	52	51	54	77	70	65
1916.....	120	143	128	132	128	130	126	114	128	160	180	184
1917.....	198	268	284	312	345	304	224	187	156	166	178	168
1918.....	171	175	140	113	111	117	198	166	172	175	174	162
1919.....	150	138	122	134	160	178	192	198	190	185	183	190
1920.....	222	264	302	356	409	447	399	236	198	148	151	159
1921.....	143	128	114	97	92	90	115	154	166	180	158	162
1922.....	159	156	143	129	117	128	144	120	95	86	88	90
1923.....	94	98	112	131	148	155	185	180	158	139	126	125
1924.....	132	141	140	144	140	150	192	119	109	93	88	90
1925.....	92	100	94	85	86			210	167	164	264	266

TOMATOES

[Cents per bushel]

Year	Aug.	Sept.	Oct.	Year	Aug.	Sept.	Oct.	Year	Aug.	Sept.	Oct.
1912.....	242	80	90	1917.....	315	130	150	1922.....	305		262
1913.....	200	75	120	1918.....	400	90	105	1923.....		88	150
1914.....	240	90	80	1919.....	190	180	180	1924.....		100	200
1915.....	125	59	110	1920.....	420	170	225	1925.....	260		330
1916.....		169	175	1921.....	207	94	175				

TURNIPS

[Cents per bushel]

Year	Jan.	Feb.	Nov.	Dec.	Year	Jan.	Feb.	Nov.	Dec.
1912.....			55	45	1918.....	95	88	110	120
1913.....	46	38	63	33	1920.....	140	140	115	107
1914.....	62	68	50	48	1921.....	96	94	115	105
1915.....	51	52	60	53	1922.....	100	100	101	104
1916.....	50	52	100	100	1923.....	91	100	118	128
1917.....	116	125	100	95	1924.....	121	130	117	105
1918.....	100	95	105	110	1925.....	126	125	105	97

BEANS, DRY

[Dollars per bushel]

Year	Jan.	Feb.	Mar.	Apr.	May	June	July	Aug.	Sept.	Oct.	Nov.	Dec.
1910.....		2.40										
1913.....		3.25	3.00	2.75		3.00	3.00	2.00		2.55		2.55
1914.....	2.35	2.30									2.42	2.50
1915.....	3.50	3.25	3.25	3.62	3.55			3.00	4.25	2.75		
1916.....	4.12	3.95	3.92	3.95	4.10			3.50	3.25	3.50		4.00
1917.....	6.75											
1918.....	8.75		9.00	9.00	9.20	8.70	9.40	10.50	8.00	8.50		
1919.....	7.25	6.00	5.60	6.00	6.00	6.20	5.00	5.30	5.40	5.70	5.40	7.50
1920.....	5.20	5.30	4.60	5.70	5.70	6.90	5.30	5.20	5.70	5.30	5.40	5.40
1921.....	3.80	3.53	4.22	2.98	3.75	4.65	4.00	4.75	4.00	3.53	3.50	4.21
1922.....	3.50	3.60	4.20	4.47	4.80	5.50	5.40	6.00	6.00	4.10	5.20	3.50
1923.....	5.21	5.18	5.40	5.70	5.00	4.80	5.00	4.65		4.75	4.05	5.29
1924.....	4.30	4.00		4.05	4.10	4.40	4.00	4.00	4.00	4.20	4.50	4.20
1925.....	4.50		4.70	4.80	4.50	4.50	4.40			3.58	3.80	4.43

TABLE 29.—Rhode Island: Monthly farm price—Continued

COTTONSEED MEAL (AS BOUGHT)

(Dollars per ton)

Year	Jan.	Feb.	Mar.	Apr.	May	June	July	Aug.	Sept.	Oct.	Nov.	Dec.
1911		34.50	34.00	34.50	31.50	31.50	34.00	32.00	32.00	32.00	35.00	32.30
1912	31.50	33.50	32.00	32.00	35.00	35.00	35.00			31.00	35.00	33.20
1913	34.50	34.70	34.00	34.20	38.00	35.50	35.00	37.30		36.30	35.30	35.50
1914	35.00	33.40	35.00	35.00	35.50	35.00	35.00	35.00	35.50	33.20	31.80	32.80
1915	33.00	33.70	34.00	35.00		34.00	35.00	34.00		38.00	39.50	39.50
1916	41.00	42.70			41.00	40.30		39.00	40.00			
1917	47.50	49.20	50.50	51.00			54.00	55.00	51.00	50.00	57.00	59.00
1918	60.30		63.00	61.50		60.00			65.00	62.00		61.70
1919	67.50	64.00	64.00	67.50	69.00	71.00	73.00	80.00	84.00			81.50
1920	83.00	85.50	84.50	85.50	82.00	78.00	83.20		75.00	70.00	62.00	55.00
1921	83.00	48.00	46.00	42.00	39.00	42.00	43.00	47.00	49.00	49.00	48.00	51.00
1922	51.00	52.00	33.00	52.00	57.00	59.00	57.00	54.00	56.00	52.00	55.00	59.00
1923	58.00	58.30	58.00	59.30	58.00	57.70	65.00	60.00		53.50		
1924				59.00				61.40	63.00	55.00	54.00	54.00
1925	51.50	50.00	48.60	49.00	49.60	50.60	53.70	57.30	56.00	51.20	50.00	51.60

HAY (LOOSE)

(Dollars per ton)

1908	19.82	20.94	20.00	18.88	19.12	10.25	19.00	19.75	19.50	18.00	17.02	18.38
1909	20.12	19.38	18.20	18.20	18.45	18.40	18.25	18.25	18.75	18.85	18.65	19.30
1910	20.60	21.60	21.00	22.25	22.55	22.30	21.50	20.90	20.30	19.90	19.55	10.60
1911	19.25	19.20	18.40	18.30	20.65	22.50	23.15	23.35	23.50	23.80	24.05	22.55
1912	22.15	23.20	23.55	24.05	26.30	29.15	28.60	27.35	25.65	23.50	22.80	22.40
1913	22.40	22.45	23.55	22.70	22.95	23.75	22.50	22.25	22.40	22.30	21.75	21.65
1914	22.05	21.00	20.90	21.40	21.10	21.10	22.15	22.15	21.50	21.60	20.70	20.85
1915	21.10	21.55	22.70	22.00	21.10	22.55	21.95	25.15	25.00	23.20	22.20	23.00
1916	23.25	23.25	23.75	24.60	25.35	25.60	27.75	25.25	19.75	18.75	19.25	20.00
1917	26.15	19.95	18.80	20.00	20.50	18.95	18.45	18.50		18.90	19.60	20.35
1918	20.30	19.70	21.25	22.75	23.75	24.25			23.80	26.20	27.15	27.00
1919	25.50	23.25	23.00	25.10	32.70				32.25			33.00
1920	33.10	33.10	37.50	41.50	42.75	41.25	43.55			33.20	33.10	31.10
1921	29.40	30.30	31.40	30.25	25.50	25.25	28.35	27.60	26.45	27.40	27.70	27.50
1922	27.50	27.40	28.40	28.25	27.65	28.25	28.10	26.75	25.30	25.40	26.35	26.25
1923	25.25	24.75	27.00	27.50	25.65			27.50			25.15	
1924			25.00	26.00	25.00	25.00		29.40	29.00	31.00	30.50	29.60
1925	28.50	29.00	27.20	25.00	25.00	24.00	26.30	25.50	25.00	22.50	23.30	22.60

TIMOTHY HAY

(Dollars per ton)

1914											24.30	23.00
1915	22.70	21.50	22.50	23.30	23.50	23.00	21.00	21.00				23.30
1916	21.50	24.00		23.00	30.00	26.00						
1917	19.00	10.50					20.50				20.00	
1918	26.70		24.00		22.00	28.34	25.60	25.00		21.50	25.00	25.50
1919	29.50	30.00	26.00	27.00	27.60	30.00	30.00	30.00				29.00
1920	32.50	32.00	38.20	43.30	47.30	43.70	43.60	34.50	40.00	38.00	41.00	40.00
1921	31.00	33.00	35.00	26.00	29.00	30.00	29.00	33.00	34.00	32.00	31.00	29.00
1922	29.00	29.00	26.00	27.00	25.00	25.00	33.00	28.00	25.00			24.00
1923	25.00	22.30			25.00		24.50					
1924								28.00	30.00	30.00	30.00	28.00
1925	28.00	26.00	27.50	25.00		22.50		28.50	26.50	29.10	25.00	25.50

BEEF CATTLE

(Dollars per 100 pounds)

1910	6.70									6.50		
1911			5.00			5.00	6.50		5.00	6.50		5.00
1912		6.00	5.50		10.00	5.70	7.50	7.50	7.00	7.50	6.50	7.70
1913	7.00	8.20	7.30	6.80			9.00	6.00	8.00	7.00	7.00	7.00
1914	7.20	7.00	7.00	8.50	7.00		7.70				8.20	6.30
1915	7.00	7.40	6.30	6.50	6.70	7.50	8.00	7.00	8.80		7.20	
1916	7.80	6.20	7.50	7.00	9.20	7.80	8.20	8.00	7.80	7.50		8.60
1917	8.50	8.70	8.60	10.30	9.60				12.00		10.60	
1918	11.00		10.90	9.60		12.10		12.00		9.00		9.00
1919	11.00	10.60	9.50	13.00	13.20	11.30	10.20	14.00	11.00	12.00	9.25	11.00
1920	10.60	11.50	11.80	11.10	12.00	11.00	10.30	10.00	11.00	10.00	11.00	6.70
1921	7.00	7.50	8.20	7.70	7.60	7.00	6.20	7.00	6.60	6.50	6.20	5.80
1922	5.50	6.00	6.40	7.30	7.90	8.00	7.00	7.00	6.00	5.60	5.50	6.00
1923	5.70	5.70	5.50	6.50	6.00	5.50	6.00	6.10	6.00	6.50	6.50	
1924	6.00	6.50							6.00	6.00		6.00
1925	5.30	6.60	5.50	5.50	5.50	5.50	6.00	5.00	6.00	5.00	6.50	5.00



TABLE 29.—*Rhode Island: Monthly farm price—Continued*

VEAL CALVES												
[Dollars per 100 pounds]												
Year	Jan.	Feb.	Mar.	Apr.	May	June	July	Aug.	Sept.	Oct.	Nov.	Dec.
1910	6.90		7.00	7.00		8.00	8.00	8.20	8.50			7.50
1911			8.00							12.00		8.00
1912		7.50	7.00	8.00	8.00	8.10	8.50	8.50	9.00	9.00	8.00	10.50
1913	8.00	10.00	8.30	8.30	9.00	9.00	8.80	10.00	10.10	10.00	9.50	9.30
1914	9.00	9.50	9.50	10.00	10.00	10.00	9.50	10.00	10.00	10.00	10.00	9.50
1915	10.50	9.70	9.00	8.80	8.90	9.20	9.30	9.20	10.00	10.00	10.10	9.50
1916	9.70	10.00	9.80	9.40	10.00	10.00	10.30	11.20	11.10	11.00	10.60	10.50
1917	11.00	11.40	12.00	13.00	11.80	11.60	13.00	12.70	14.00	14.60	14.80	16.00
1918	14.00	14.50	14.20	14.60	15.60	15.70	14.00	16.00	16.00	16.00	17.00	17.50
1919	17.00	16.00	16.00	16.80	16.00	15.60	17.20	17.50	17.00	17.00	16.30	16.00
1920	16.50	16.70	16.70	17.00	16.80	16.30	16.00	16.00	16.00	15.40	17.20	12.30
1921	16.40	18.50	18.80	16.60	16.50	16.60	11.00	12.20	11.00	12.40	11.00	11.10
1922	10.40	11.10	11.10	10.30	10.50	11.00	11.00	10.80	11.50	11.40	10.80	10.50
1923	11.00	11.60	11.00	9.80	11.00	10.60	11.50	11.50	11.00	11.50	10.50	11.50
1924	12.60	12.00	12.00	11.60	12.00	11.50	11.20	12.00	11.80	11.00	11.60	12.00
1925	12.00	12.20	11.70	12.00	12.60	11.80	12.80	13.00	13.00	12.40	11.80	13.00

MILK COWS												
[Dollars per head]												
1910	49.40		57.50	61.00		55.00	55.00	57.50	52.50	55.00		68.00
1911				64.00		70.00	80.00	75.00	75.00	65.00		68.30
1912		62.50	65.00	63.00	62.50	62.30	50.00	65.00	75.00	62.00	55.00	66.50
1913	66.50	63.00	65.00	60.00	60.00	61.40		75.00	85.00	75.00	74.00	68.00
1914	70.00	75.00	75.00	75.00	75.00	73.00		75.00	78.00	77.50	78.00	80.00
1915	84.00	78.50	77.50	78.00	80.00	80.00		85.00				78.00
1916	85.00	77.50		75.00	75.00	83.50	81.00				80.00	
1917			90.00					85.00				
1918	105.00					117.00		117.00	115.00	125.00	115.00	114.00
1919	110.00	122.00	125.00	120.00	115.00	109.00	125.00	155.00	118.00	125.00	125.00	125.00
1920	125.00	111.30	121.00	132.50	146.20	137.50	127.00	124.20	100.00	100.00	121.00	108.00
1921	100.00	99.00	101.00	80.00	88.00	65.00	104.00	97.00	92.00	85.00	90.00	100.00
1922	102.00	100.00	90.00	85.00	82.00	88.00	85.00	85.00	100.00	80.00	78.00	100.00
1923	97.00	86.00				90.40						
1924			80.00									
1925	86.00	90.00	84.50	90.00	95.00	100.00	90.00	89.00	91.00	100.00	100.00	105.00

MILK, WHOLESALE												
[Cents per gallon]												
1910	23	20	21	21		24		19		22		19
1911		20		21		18		18		16		20
1912		18	19	20	20	19	22	22	20	22	20	20
1913	20	19	20	24	20	20	20	21	22	20	20	22
1914												20
1915	22	22	23	21	21	22	22	24	26		28	25
1916	21	21	23	21	20	19	21	22	21	20	23	21
1917	24	24	25	25	32	31	30	31	27	29	32	35
1918	36	38	40	36		36	38	34	40	40	41	39
1919	40	40	38	40	35	44	39	41	42	44	45	44
1920	45	40	44	48	44	51	40	38	46	45	54	47
1921	46	46	46	44	44	48	48	40	39	39	39	40
1922	38	31	34	34	30	34	29	33	32		33	34
1923	33	31	34	30	30	32	36	32				

[Dollars per 100 pounds]												
1924		3.00										
1925		3.80	2.90		2.82	2.70	3.65	3.80	3.00	3.30	3.40	3.52

TABLE 29.—Rhode Island: Monthly farm price—Continued

BUTTER

[Cents per pound]

Year	Jan.	Feb.	Mar.	Apr.	May	June	July	Aug.	Sept.	Oct.	Nov.	Dec.
1909			31	30	30	30	30	32	33	31	36	36
1910	36	36	35	35	35	33	33	36	36	34	34	34
1911	32	33	29	28	28	28	28	30	30	32	34	35
1912	37	39	36	34	35	34	32	34	31	31	34	34
1913	38	38	34	36	36	31	34	35	35	36	36	36
1914	35	34	34	32	32	32	33	31	31	35	36	36
1915	36	36	36	36	34	34	37	36	32	31	35	36
1916	35	34	36	36	34	33	31	36	38	40	40	41
1917	42	40	42	46	48	46	47	46	48	50	50	49
1918	50	52	51	51	52	51			53	57	60	65
1919	61	56	61	68	68	65	61	64	61	64	68	69
1920	69	66	68	71	71	70	69	70	70	70	62	60
1921	63	60	56	54	50	45	49	52	50	48	48	50
1922	48	46	44	42	41	40	42	44	42		44	48
1923	47	42	46	52							50	50
1924	53	54	54	46	48	44	44	48	45	44	44	46
1925	47	47		46	48	49	46	47	50	51	50	52

HOGS

[Dollars per 100 pounds]

1910	8.40		9.00	10.00		10.00	10.00	9.00		8.60		8.20
1911			8.00	7.00	7.50	7.80	8.00	7.50	8.00	8.00	6.50	6.40
1912	7.00	6.20	7.00	8.40	8.20	7.50	8.00	7.50	8.00	10.00	8.50	9.50
1913	8.00	9.40	8.70	8.30	8.50	8.70	8.00	9.20	9.60	9.80	9.00	9.10
1914	9.50	9.50	9.60	9.60	9.50	9.40	9.60	9.30	9.80	9.70	9.50	9.00
1915	9.00	8.20	7.50	8.00	7.50	7.30	8.00	8.00		9.20	8.20	8.50
1916	7.80	8.00	9.20	8.50	10.30	9.10	10.00	9.50	10.00	10.50	10.70	11.10
1917	10.00	11.90	13.80	15.00	11.70					10.40	10.40	10.40
1918	16.50	17.00	18.60	17.40	19.50	18.90	19.70	18.00	16.00	19.20	19.50	19.40
1919	17.10	17.50	17.60	18.30	20.00	20.00	22.40	21.40	18.30	20.50	21.00	19.00
1920	15.20	16.20	15.30	16.30	17.30	15.20	17.70	16.00	15.35	15.50	15.40	11.50
1921	11.10	11.00	10.80	9.60	9.30	9.30	10.00	11.00	10.00	10.10	9.70	9.70
1922	9.50	9.50	10.00	9.50	10.70	10.40	10.00	10.50	9.80	10.80	10.00	11.00
1923	9.00	10.20	9.60	9.30	9.50	9.00	9.10	8.00	7.50	8.50	8.50	8.60
1924	9.70	9.60	8.80	8.60	8.30				9.50	10.00	10.50	11.00
1925	10.80	11.30	11.30	13.00	12.00	12.00	13.00	13.00		13.50	12.70	12.00

SHEEP

[Dollars per 100 pounds]

1910	6.00									5.00		
1911												5.00
1912		4.50		6.00			7.50	6.70	5.00	6.00	5.50	5.50
1913		5.70	5.50	5.50			5.50	5.00	6.00		5.10	4.50
1914		5.50	4.50	5.00	5.20	4.70	5.10			5.00	5.50	5.30
1915	5.00	5.50	5.30		6.50	6.00	7.00	6.70			6.10	5.70
1916	5.70	5.30	5.70	6.50	7.00	7.00	7.00	6.50	6.50	7.00	6.00	6.00
1917	7.00	8.00	7.50					8.60		8.00	9.00	9.00
1918	9.50					10.70			10.50	10.00	9.30	8.50
1919	8.00	9.00	7.50	8.00	8.75				10.00	9.50	8.30	8.40
1920	8.00	8.30	8.50				9.00	8.60	10.00	7.90	10.00	5.50
1921	7.00	6.50	7.30	6.80	9.00	5.50	7.00	5.00	5.00	5.00	4.50	4.20
1922	4.20	5.20	7.00	7.80	7.00		6.00	6.00	7.00	5.60	5.00	6.50
1923	6.00		5.50	5.50	6.50	6.50	8.00		5.30	5.70		
1924								7.00	7.50	7.60	7.50	
1925		6.70	6.50	7.00	7.00	6.50		7.50	7.00	7.00	7.00	7.50

TABLE 29.—*Rhode Island: Monthly farm price—Continued*

LAMBS

[Dollars per 100 pounds]

Year	Jan.	Feb.	Mar.	Apr.	May	June	July	Aug.	Sept.	Oct.	Nov.	Dec.
1910.	2.00											
1911.												
1912.		7.00	8.00				12.00	10.00	9.00	8.00	7.50	6.00
1913.		8.20	6.50				8.00	8.00	7.00	8.50	7.10	7.50
1914.	7.30	8.00	7.50				8.00	8.00	6.50		7.10	6.30
1915.	7.50	7.70	7.60		9.00		10.00	9.00	8.00	6.90	7.00	7.20
1916.	7.20	7.30	7.50	9.50	9.50		10.00	9.00	9.00	9.00	7.00	7.00
1917.	9.50	10.50	10.00				9.50	10.00		8.50	9.00	8.00
1918.	12.60							12.00			13.00	13.30
1919.	14.00	13.00	15.00	14.00	15.00		16.50	16.00	15.70	15.00	13.30	12.50
1920.	13.00	15.00	14.30				17.50	16.00	14.50	15.00	12.50	12.50
1921.	9.00	11.00	10.50	11.00	13.30		15.00	10.00	16.00	12.70	16.50	12.00
1922.	8.00	8.70	10.50	11.60	12.00		14.00	12.50	10.00	10.70	8.50	7.80
1923.	12.00		12.00	12.50	12.00		14.00	13.50	12.00	12.50	11.70	11.50
1924.	12.00								12.00	12.00		12.00
1925.		13.50	14.50	13.50	13.50				13.00	13.00	13.50	13.00

WOOL (UNWASHED)

[Cents per pound]

1911.												18
1912.						20	22	23		23	23	
1913.		24	22	22		20	18	17	18	18	17	16
1914.	13	16	17	16		18	21	22	22	22		21
1915.	22	22	23			25	24	23	20		30	28
1916.	28	31	30	29		35	30	35	36			38
1917.	36											
1918.			70				70					69
1919.	60	60	60					70	68	70	70	55
1920.	58	54		55			27	19	32	25	20	17
1921.	19	19	18	15	15	15	16	15	18	15	13	16
1922.	16	20	17	25	22	21	24	21	25	25	24	26
1923.						38	37		40	40		

HORSES

[Dollars per head]

1911.				250		207	250	240	250	250		225
1912.		215		225	200	225	225	200	200	200		225
1913.	200	250	250	250				250	200	200	175	
1914.		210	215					250			200	200
1915.	200	225	200	187		200	200	225				200
1916.	175	150			225	225						200
1917.								195				
1918.									195			
1919.		152	150	158	175	175	175	175		150	160	160
1920.		138	163	150	150	200	181	180		150	148	150
1921.	150	150		154	153	160		157	163	165	180	150
1922.	150								150		160	162
1923.						150						
1924.						150					125	130
1925.	125	140		155	160	125	125	150		150	150	

CHICKENS

[Cents per pound]

1909.		15.5	15.5	16.0	17.0	18.0	19.0	18.0	18.0	17.0	17.0	18.0
1910.	17.5	15.2	16.8	18.6	19.0	20.0	18.5	17.2	18.2	19.6	18.8	18.4
1911.	17.4	15.7	17.5	18.5	17.5	17.8	17.0	17.2	16.8	16.6	16.0	14.6
1912.	15.2	16.5	15.8	16.4	16.0	18.0	19.1	18.4	18.2	17.0	16.5	15.5
1913.	17.1	17.0	16.4	17.2	16.8	15.8	21.0	19.0	19.0	17.9	16.3	16.1
1914.	17.0	17.2	18.4	19.2	19.5	20.0	24.0	21.8	19.0	17.0	17.0	16.7
1915.	16.5	17.3	18.0	16.8	20.0	25.0	22.0	19.0	17.8	17.0	18.7	16.7
1916.	17.0	18.5	17.0	17.8	23.4	25.0	23.0	22.0	20.0	20.0	20.5	19.5
1917.	20.7	22.0	21.0	23.0	20.0	20.2	31.0	26.0	26.0	26.0	27.0	20.5
1918.	28.5	28.7	26.0				41.2	41.2	36.0	36.7	37.2	33.0
1919.	33.4	30.3	35.5	38.7	45.0	47.0	46.5	40.0	37.0	35.0	33.2	31.0
1920.	35.0	36.3	37.6	40.0	44.3	51.0	46.7	48.0	40.0	39.0	35.0	36.0
1921.	34.0	35.0	35.0	36.0	40.0	39.0	41.0	36.0	36.0	31.0	30.0	32.0
1922.	35.0	34.0	33.0	31.0	34.0	35.0	32.0	37.0	33.0	29.0	29.0	29.0
1923.	20.0	27.0	29.0	30.0	33.0	43.0	35.0	31.2	31.0	29.7	29.2	28.0
1924.	28.0	28.0	29.8	30.3	33.0	30.5	33.0	29.0	30.0	30.0	26.5	27.0
1925.	26.1	27.2	29.5	28.9	30.1	33.7	32.5	31.3	28.5	31.8	30.1	29.7

TABLE 29.—Rhode Island: Monthly farm price—Continued

TURKEYS  
(Cents per pound)

Year	Jan.	Oct.	Nov.	Dec.	Year	Jan.	Oct.	Nov.	Dec.
1912			22.5	25.0	1919	45.0			48.0
1913	22.0	20.0	25.0	23.0	1920		45.0	60.0	54.0
1914	22.0	22.0	26.0	20.0	1921	60.0	45.0	45.0	45.0
1915	22.0	21.0	22.0	23.0	1922	45.0			56.0
1916	25.0		28.0		1924	35.0			
1917			35.0		1925			62.0	
1918			60.0						

EGGS  
(Cents per dozen)

Year	Jan.	Feb.	Mar.	Apr.	May	June	July	Aug.	Sept.	Oct.	Nov.	Dec.
1909		31	24	22	24	26	30	34	36	30	43	47
1910	46	36	27	24	25	29	31	34	38	40	45	49
1911	42	32	24	22	24	26	28	32	36	39	46	48
1912	43	39	32	25	24	26	30	34	38	39	48	46
1913	36	32	28	21	23	27	30	33	37	41	52	49
1914	37	36	31	23	23	25	28	32	36	41	52	52
1915	40	33	22	23	24	24	26	32	37	44	52	48
1916	38	32	20	23	25	28	32	37	45	49	57	60
1917	49	45	35	35	39	41	40	47	55	60	66	71
1918	63	62	45	44	45	49	55	59	65	70	81	87
1919	78	57	48	48	55	58	65	69	75	80	89	93
1920	85	77	66	63	59	58	63	71	79	82	100	102
1921	78	65	41	32	39	39	49	58	64	73	79	87
1922	55	51	35	29	32	33	38	47	56	64	78	74
1923	69	51	45	30	31	35	42	50	63	68	83	71
1924	58	33	40	29	32	35	41	53	60	57	82	84
1925	69	69	38	34	36	40	46	54	62	72	80	73

TABLE 30.—Rhode Island: December 1 farm price of crops, 1866-1925<sup>1</sup>

Year	Wheat	Corn	Oats	Barley	Rye	Buck-wheat	Pota- toes	Tame hay	Wild hay
	Cts. per bu.	Cts. per bu.	Cts. per bu.	Cts. per bu.	Cts. per bu.	Cts. per bu.	Cts. per bu.	Dolls. per ton	Dolla. per ton
1866	135	99	51	80	100		56	22.02	
1867	135	117	60	102	118	83	83	19.07	
1868	184	123	57	119	138	87	80	14.88	
1869	127	101	56	101	111	91	54	17.23	
1870	157	95	55	85	114	92	88	21.54	
1871	148	89	54	90	94	94	66	29.37	
1872		80	44	80	87		80	28.79	
1873		87	56	109	89		75	25.32	
1874		106	66	101	105		74	22.24	
1875		90	52	57	105		44	20.05	
1876		69	55	82	82		62	18.33	
1877		82	46	89	87		65	18.48	
1878		53	40	85	85		100	17.06	
1879		75	44	90	85		62	17.56	
1880		90	53		100		69	16.00	
1881	150	90	67	97	115	90	109	17.75	
1882		92	58	85	92	85	89	17.50	
1883	140	85	46	83	83	85	69	16.50	
1884		78	47	80	75	78	70	17.39	
1885		72	44	72	83	78	56	18.30	
1886		67	44	71	72	65	63	20.80	
1887		70	43	72	77		90	16.75	
1888		70	44	75	74		55	15.80	
1889		76	38	71	68	52	70	14.50	
1890		72	54	76	81	58	85	14.00	
1891		79	47	78	97	58	63	16.25	

<sup>1</sup> These prices are issued, by States, in December each year and published in supplements to Crops and Markets. Prices for recent years appear in current issues of the Yearbook. The full series for any single State is not available in this form elsewhere.

TABLE 30.—Rhode Island: December 1 farm price of crops, 1866-1925—Contd.

Year	Wheat	Corn	Oats	Barley	Rye	Buck- wheat	Pota- toes	Tamo hay	Wild hay
	Cts. per bu.	Cts. per bu.	Cts. per bu.	Cts. per bu.	Cts. per bu.	Cts. per bu. 80	Cts. per bu.	Dolla. per ton	Dolla. per ton
1892		63	49				85	17.40	
1893		69	43				79	19.60	
1894		75	47				72	16.33	
1895		90	30				45	17.25	
1896		49	31				54	16.60	
1897		54	34				57	14.50	
1898		64	37				64	12.65	
1899		53	37				50	17.25	
1900		67	38				70	18.70	
1901		76	54				50	18.06	
1902		78	45				75	18.89	
1903		81	45				82	18.95	
1904		84	47				76	17.38	
1905		71	42				89	16.27	
1906		61	45				80	17.40	
1907		80	60				93	19.00	
1908		90	64				86	17.25	
1909		97	53				80	18.60	
1910		83	48				69	15.60	
1911		95	58				106	24.10	
1912		88	45				77	22.20	
1913		96	50				90	21.20	
1914		98	58				70	20.20	15.50
1915		100	50				92	22.50	17.00
1916		138	68				185	28.00	18.00
1917		236	75				175	20.30	19.00
1918		180	60				173	25.50	18.00
1919		186	80				180	32.00	25.00
1920		180	80				160	33.20	25.00
1921		110	60				160	27.00	17.00
1922		120	60				90	26.50	17.80
1923		115	60				130	26.80	17.60
1924		140	75				95	24.00	16.00
1925		120	65				245	23.50	16.00

TABLE 31.—Rhode Island: January 1 farm values of livestock per head, 1867-1926

Year	Horses	Milk cows	Other cattle	Sheep	Hogs	Year	Horses	Milk cows	Other cattle	Sheep	Hogs
	Dollars	Dollars	Dollars	Dollars	Dollars		Dollars	Dollars	Dollars	Dollars	Dollars
1867	62.95	40.83	31.42	2.72	11.70	1897	75.25	30.00	24.29	2.81	7.00
1868	58.29	42.12	30.38	2.59	9.57	1898	76.54	34.00	30.18	3.23	7.86
1869	75.50	44.25	53.78	2.90	10.87	1899	79.84	30.90	32.74	3.49	8.42
1870	61.30	45.34	50.40	3.56	12.91	1900	86.37	39.95	29.83	3.66	0.97
1871	88.70	39.97	46.89	3.35	13.21	1901	83.41	38.30	16.70	4.00	9.09
1872	84.20	37.88	37.01	3.32	9.62	1902	101.30	36.18	19.59	3.88	6.68
1873	89.39	37.88	46.99	4.78	10.79	1903	91.24	38.36	17.53	3.89	11.85
1874	99.50	37.87	45.46	3.04	12.47	1904	95.00	40.10	10.25	3.69	13.08
1875	97.22	30.62	41.80	4.08	14.10	1905	90.76	41.70	17.71	4.11	12.22
1876	85.93	34.24	43.65	3.48	14.97	1906	104.04	42.10	18.09	4.17	10.25
1877	87.69	34.75	42.74	3.43	12.79	1907	119.00	42.00	20.00	3.92	10.00
1878	90.81	37.45	43.68	3.65	13.18	1908	121.00	42.50	19.00	4.40	10.00
1879	67.43	32.97	26.42	3.47	9.19	1909	126.00	43.00	18.00	4.00	10.00
1880	84.50	30.00	30.05	3.70	8.70	1910	120.00	43.80	17.50	4.20	12.50
1881	94.50	30.00	30.05	3.70	8.70	1911	148.00	52.50	19.60	4.83	12.50
1882	80.11	20.50	29.30	4.00	12.70	1912	180.00	50.40	20.00	4.60	12.00
1883	100.95	36.00	36.10	4.00	13.39	1913	144.00	59.50	20.60	5.10	14.50
1884	102.58	35.50	38.51	3.94	11.90	1914	156.00	70.09	28.10	5.46	15.25
1885	105.17	30.50	37.38	3.70	11.24	1915	140.00	71.00	26.80	5.20	13.50
1886	102.58	34.00	36.89	3.75	8.50	1916	151.00	77.00	28.30	5.90	11.60
1887	106.62	35.50	32.86	3.63	9.55	1917	155.00	77.00	31.30	7.20	14.50
1888	105.13	35.75	32.27	3.81	9.50	1918	155.00	90.00	36.70	9.50	25.00
1889	110.43	33.00	30.91	3.57	9.60	1919	159.00	101.00	10.10	12.60	28.00
1890	108.24	31.00	27.25	3.56	9.00	1920	162.00	110.00	51.00	12.10	30.00
1891	107.13	33.00	26.67	4.06	8.50	1921	150.90	109.00	39.30	9.60	21.00
1892	104.51	32.00	28.73	4.37	8.90	1922	140.00	79.00	32.60	6.30	17.50
1893	100.74	30.00	26.85	4.21	9.25	1923	135.00	84.00	31.40	7.90	18.10
1894	95.43	29.60	21.13	3.65	11.28	1924	125.00	88.00	27.50	8.00	18.00
1895	81.21	29.60	23.80	2.79	10.00	1925	124.00	80.00	28.00	9.30	20.00
1896	77.00	38.33	23.81	3.74	4.80	1926	120.00	87.00	29.00	9.00	20.00

These prices are issued, by States, in January or February each year and published in supplements to Crops and Markets. Values for recent years appear in current issues of the Yearbook. The early years of the series are available only in the issues in which published at the time, only a few years in any one place.

TABLE 32.—Rhode Island: January 1 farm values of livestock per head, by ages and groups, 1894-1926<sup>1</sup>

Year	Horses			Cattle			Sheep			Rams
	Under 1 year old	1 and under 2 years	2 years and over	Under 1 year old	1 and under 2 years	2 years and over	Under 1 year old	Ewes, 1 year and over	Wethers, 1 year and over	
	Dollars	Dollars	Dollars	Dollars	Dollars	Dollars	Dollars	Dollars	Dollars	
1894	39.20	66.00	100.52	7.60	12.60	24.61	3.20		3.50	
1895	28.33	43.33	86.26	8.67	12.67	27.95	2.40		2.02	
1896	25.00	40.00	81.94	7.00	13.00	28.18	3.00		3.50	
1897	25.00	39.00	80.00	7.50	13.00	28.72	2.25		3.00	
1898	27.90	38.45	81.35	8.30	14.70	36.08	2.55		3.45	
1899	29.70	44.00	84.61	9.70	16.15	39.00	2.85		3.70	
1900	31.65	47.15	91.59	10.80	15.80	35.06	3.15		4.10	
1901	34.42	53.14	80.32	10.06	14.87	30.47	3.42		4.20	
1902	34.88	55.88	102.45	11.44	17.64	36.08	3.04		4.16	
1903	28.18	57.56	92.22	12.08	17.30	21.20	3.60	3.98	5.14	
1904	35.96	65.42	95.90	14.67	18.83	27.65	3.18	3.96	4.88	
1905	37.52	63.22	91.58	12.26	18.12	26.55	3.64	4.38	5.02	
1906	45.00	69.00	105.00	12.00	17.75	29.00	3.50	4.50	6.00	
1907	50.00	75.00	120.00	13.00	20.50	32.00	3.30	4.30	5.00	
1908	44.00	70.00	122.00	13.00	20.00	29.00	3.65	4.85	5.70	
1909	47.00	72.00	127.00	11.50	18.00	29.00	3.20	4.50	4.75	
1910	48.00	75.00	130.00	11.60	18.00	27.00	3.50	4.60	5.20	
1911	50.00	75.00	150.00	12.00	19.60	32.80	3.90	5.00	5.70	
1912	50.00	88.00	152.00	12.50	20.00	33.00	3.80	4.70	4.70	6.50
1913	52.00	83.00	146.00	12.00	21.00	35.00	4.00	5.30	6.10	7.00
1914	57.00	94.00	158.00	17.00	30.00	45.00	4.40	5.50	6.00	8.50
1915	57.00	95.00	147.00	16.00	27.00	45.00	4.20	5.40	5.40	8.00
1916	54.00	85.00	153.00	17.00	29.00	47.00	4.80	6.00	6.30	10.00
1917	63.00	97.00	157.00	20.00	32.00	50.00	6.00	7.50	7.50	9.00
1918	69.00	95.00	157.00	26.00	40.00	63.00	8.00	10.00	8.00	12.00
1919	67.00	100.00	161.00	25.00	41.00	65.00	8.20	14.00	12.50	14.00
1920	63.00	102.00	162.00	29.00	49.00	75.00	9.00	13.00	13.00	16.00
1921	65.00	98.00	150.00	22.00	30.00	60.00	9.00	10.00	11.00	13.00
1922	55.00	90.00	140.00	20.00	35.00	61.00	5.00	6.50	7.00	10.20
1923	60.00	98.00	135.00	18.00	31.00	52.00	6.90	8.00	7.20	13.00
1924	55.00	85.00	125.00	18.00	30.00	51.00	7.40	8.00	7.60	12.00
1925	53.00	87.00	124.00	17.00	29.00	49.00	7.50	10.00	9.00	13.00
1926	50.00	76.00	120.00	21.50	30.00	50.00	8.00	9.50	8.00	15.00

<sup>1</sup> These prices are issued, by States, in January or February each year and published in supplements to Crops and Markets. They appear for recent years in current issues of the Yearbook. The early years of the series are available elsewhere only in the issues in which they were published at the time.

TABLE 33.—Rhode Island: Value of farm products per unit, by crop-reporting districts, 1924<sup>1</sup>

Item	State price	Item	State price
<b>Values for 1924:</b>		<b>Values for Jan. 1, 1925—Continued.</b>	
Corn, 56 pounds, shelled..... bushel	Dollars. 1.45	Horses, 2 years and over..... head	120.00
Corn cut for silage..... ton	0.50	Mules and mule colts, under 2 years	
Winter wheat..... bushel	1.65	..... head	45.00
Spring wheat..... do	1.80	Mules, 2 years and over..... do	100.00
Oats..... do	.70	Beef calves under 1 year..... do	21.50
Barley..... do	1.25	Beef heifers, 1 year and under 2..... do	34.00
Rye..... do	1.60	Beef cows and heifers, 2 years and	
Buckwheat..... do	1.30	over..... head	49.00
Sorghums for grain..... do	1.20	Steers, 1 year and over..... do	50.00
Soy beans, shelled..... do	3.50	Beef bulls, 1 year and over..... do	50.80
Potatoes..... do	.99	Dairy bulls, 1 year and over..... do	70.00
Apples..... do	1.46	Dairy calves under 1 year..... do	25.60
Peaches..... do	2.15	Dairy heifers, 1 year and under 2..... do	45.00
Hay, all kinds..... ton	22.30	Dairy cows and heifers, 2 years and	
Pine wood, cut on farm, 4 by 4 by 8 feet	8.60	over..... head	85.00
Milk, whole..... gallon	.30	Lambs under 1 year..... do	7.10
Butterfat..... pound	.47	Ewes, 1 year and over..... do	8.90
Cream..... gallon	2.70	Rams and wethers, 1 year and	
Wool..... pound	.40	over..... head	10.00
Eggs sold..... dozen	.53	Goats and kids, all ages..... do	7.00
Chickens raised..... head	1.40	All pigs, 6 months and under..... do	11.00
<b>Values for Jan. 1, 1925:</b>		Sows and gilts, 6 months and over	
Chickens..... do	1.69	..... head	29.00
Turkeys..... do	4.04	All other hogs, 6 months and over	
Horses and colts under 2 years..... do	65.00	..... head	26.00

<sup>1</sup> These values were especially collected for 1924 and Jan. 1, 1925.

State not subdivided.

TABLE 34.—*Rhode Island: Wages of hired farm labor, 1866-1926*<sup>1</sup>

Year and month	Rates per month		Rates per day		Year and month	Rates per month		Rates per day	
	With board	Without board	With board	Without board		With board	Without board	With board	Without board
	Dollars	Dollars	Dollars	Dollars		Dollars	Dollars	Dollars	Dollars
1866.....	14.43	24.22	0.94	1.29	1914.....	24.50	38.40	1.90	1.70
1869.....	14.08	23.67	.87	1.27	1915.....	25.00	39.00	1.35	1.76
1874 or 1875.....	19.49	26.04	1.02	1.41	1916.....	29.50	44.00	1.56	2.00
1877 or 1879.....	13.17		.50		1917.....	31.00	48.00	1.90	2.45
1870 or 1880.....		10.00	.50		1918.....	40.00	62.00	2.20	3.30
1880 or 1881.....	14.00	22.00	.75	1.00	1919.....	48.00	73.00	2.40	3.20
1881 or 1882.....	17.00	27.75	1.00	1.28	1920.....	55.00	81.00	2.70	3.60
1884 or 1885.....	17.70	28.50	.94	1.26	1921.....	43.00	68.00	2.45	3.25
1887 or 1888.....	17.50	27.75	1.02	1.42	1922.....	40.00	65.00	2.37	3.20
1889 or 1890.....	18.00	29.20	1.02	1.45	1923.....	50.00	80.00	2.65	3.65
1891 or 1892.....	17.75	29.00	.98	1.42	1923—January.....	41.00	65.00	2.25	3.00
1893.....	19.14	30.58	.91	1.28	April.....	42.50	75.00	2.50	3.50
1894.....	17.08	28.75	.88	1.24	July.....				
1895.....	17.93	29.71	.89	1.27	October.....	53.00	77.00	2.90	3.77
1898.....	18.25	30.55	1.09	1.38	1924—January.....	50.00	75.00	2.80	3.75
1899.....	18.25	30.55	1.09	1.38	April.....	47.00	72.00	2.75	3.65
1902.....	18.25	30.23	1.07	1.45	July.....	54.00	77.00	3.08	3.95
1906.....	22.11	34.46	1.17	1.59	October.....	51.00	77.00	2.90	3.70
1909.....	24.62	43.11	1.42	1.80	1925—January.....	45.00	73.00	2.75	3.55
1910.....	21.00	34.00	1.12	1.50	April.....	46.00	72.00	3.00	3.70
1911.....	21.70	36.50	1.15	1.55	July.....	50.00	75.00	2.90	3.80
1912.....	22.60	36.10	1.21	1.64	October.....	50.00	72.00	2.80	3.65
1913.....	25.00	39.40	1.25	1.72	1926—January.....	52.50	81.00	2.90	3.55

<sup>1</sup> Wages of hired farm labor are now published quarterly as collected in Crops and Markets supplements. Revised averages for the United States were published in the April, 1926, Supplement to Crops and Markets, but the State figures have not been heretofore published as an entire series.

TABLE 35.—*Rhode Island: Farm lands—Value per acre, 1912-1926*<sup>1</sup>

Year	All farm lands		Plow lands			Year	All farm lands		Plow lands		
	With improvements	Without improvements	Poor	Good	All		With improvements	Without improvements	Poor	Good	All
	Dollars	Dollars	Dollars	Dollars	Dollars		Dollars	Dollars	Dollars	Dollars	Dollars
1912.....	60	39				1920.....	95	70	50	105	85
1913.....	75	45				1921.....	95	70	50	105	85
1914.....	70	40				1922.....	90	60	50	105	86
1915.....	95	50				1923.....	88	55	51	106	87
1916.....	85	50	41	80	60	1924.....	90	58	62	110	88
1917.....	85	52	42	85	62	1925.....	98	70	56	115	91
1918.....	86	50	46	90	70	1926.....	100	70	57	115	91
1919.....	90	55	47	92	73						

<sup>1</sup> The values of all farm lands have been collected from crop correspondents since 1912 and have been drawn on for various purposes, but not previously published as a series, by States. The values of plow lands have been published as prepared in supplements to Crops and Markets and its predecessors and in the Yearbooks of the department, a few years at a time. The full series to 1926, by States, is here published for the first time.

TABLE 36.—Connecticut: Monthly farm price<sup>1</sup>

BRAN (AS BOUGHT)

[Dollars per ton]

Year	Jan.	Feb.	Mar.	Apr.	May	June	July	Aug.	Sept.	Oct.	Nov.	Dec.
1910.....						28.00						
1911.....						28.00						
1912.....	29.20	31.00	32.30	32.00	32.20	30.80	28.10	28.00	28.80	28.80	28.70	28.60
1913.....	20.70	23.50	26.10	24.00	22.80		28.50	20.10	25.00	28.60	20.50	26.00
1914.....	28.50	28.30	29.00	31.30	32.40	31.50	25.00	26.30	29.00	30.00	27.30	27.30
1915.....	30.60	31.00	29.40	29.80	29.70	28.50	29.80	31.00	31.60	28.30	27.80	28.50
1916.....	30.00	29.50	26.80	27.50	28.00	27.20	28.60	30.30	30.00	26.50	29.00	27.00
1917.....	35.00	37.50	42.00	46.20	47.70	42.00	26.00	27.60	28.60	29.70	34.50	34.20
1918.....	46.20	47.00	49.00	46.20	47.70	42.00		43.20	37.60	39.60	40.30	44.50
1919.....	48.00	53.60	50.00	48.30	48.00	48.00	50.00	50.00	47.00	45.00	48.50	38.00
1920.....	53.30	51.70	56.10	58.75	64.40	48.00	48.70	46.00	50.00	53.00	50.00	46.50
1921.....	43.00	42.00	39.00	36.00	32.00	32.00	63.20	60.00	61.00	61.00	49.00	55.00
1922.....	33.00	34.00	35.00	36.00	35.00	34.00	29.00	29.90	29.00	24.00	25.00	31.00
1923.....	37.00	38.60	39.00	39.30	40.00		31.00	28.00	27.00	31.00	33.00	35.00
1924.....	38.70	37.40	36.00	35.80	35.00	33.50	37.20			39.00	40.00	
1925.....	39.00	40.20	37.40	35.00	37.70	40.80	37.70	38.60	37.20	36.40	37.00	38.60

RYE

[Cents per bushel]

1908.....	82	86	86	84	86	88	90	90	91	91	90	85
1909.....	89	90	89	90	90	100	98	96	94	92	90	89
1910.....	88	89	87	86	85	85	92	95	92	89	87	86
1911.....	84	78	87	82	83	81	84	88	91	95	94	92
1912.....	91	92	95	98	100	99	99	98	98	98	95	92
1913.....	94	91	89	87	84	84	90	93	90	94	95	93
1914.....		94	88	90	96	86	88	94	96	100	99	98
1915.....	99	100	102	106	105	102	101	102	106	112	168	101
1916.....	102	99	98	102	102	100	100	102	102	112	125	123
1917.....	128	138	142	148	170	188	204	212	204	210	216	200
1918.....	196	209	216	228	251	252	228	160	154	212	212	202
1919.....	205	196	186	188	192	193	199	208	206	197	198	202
1920.....	200	205	228	225	220	220	230	228	205	188	172	164
1921.....	138	181	186	186	186	164	182	140	140	148	148	148
1922.....	148	156	181	175	140	148	171	168	173	180	162	162
1923.....	178	190	180	158	178	182	165	165	166	158	138	125
1924.....	110											140
1925.....				142			150		147	125		130

CORN

[Cents per bushel]

1908.....	76	74	74	74	79	84	86	88	80	86	82	80
1909.....	78	76	82	82	88	91	91	90	88	83	76	75
1910.....	78	79	78	75	76	74	74	78	78	75	72	67
1911.....	66	67	65	63	64	64	66	72	77	80	82	82
1912.....	80	70	80	85	80	86	85	88	85	80	78	73
1913.....	69	68	68	66	68	72	75	79	86	86	84	86
1914.....	80	76	78	80	78	80	82	80	98	94	90	90
1915.....	92	92	90	90	93	92	90	94	95	91	87	88
1916.....	90	92	92	90	91	90	90	100	103	112	122	113
1917.....	114	124	125	144	171	177	194	210	220	224	216	214
1918.....	214	222	221	212	212	196	195	202	180	166	172	172
1919.....	169	168	172	174	186	192	199	212	218	210	191	183
1920.....	183	188	193	200	208	209	230	215	180	160	141	132
1921.....	123	118	106	99	98	92	90	92	92	94	93	89
1922.....	84	80	82	88	90	88	84	84	86	92	90	98
1923.....	96	96	100	110	118	111	108	114	120	117	110	110
1924.....		102										120
1925.....												110

<sup>1</sup> These prices are the estimated prices of farm products received by producers on the 15th of the month as currently reported in the supplements to Crops and Markets monthly, by States, or in the case of some products for which prior to January, 1924, prices were reported on the 1st of the month, converted to the 15th of the month by averaging the prices reported on the 1st of two successive months. Prices were first collected monthly in 1908, the list being extended from time to time. All the available monthly prices are shown.



TABLE 36.—Connecticut: Monthly farm price—Continued

OATS												
[Cents per bushel]												
Year	Jan.	Feb.	Mar.	Apr.	May	June	July	Aug.	Sept.	Oct.	Nov.	Dec.
1908	62	62	62	62	62	66	66	65	62	60	59	59
1909	60	60	62	63	63	68	68	69	60	54	54	53
1910	54	49	60	58	58	56	56	57	56	52	47	44
1911	42	42	40	42	42	42	44	46	50	54	56	56
1912	58	50	61	65	68	68	68	65	60	51	48	48
1913	46	46	44	44	44	44	44	54	56	54	54	54
1914												
1915	60	62	66	60	50	51	51	55	56	54	55	57
1916	55	59	60	60	60	60	59	59	60	64	68	74
1917	74	76	86	90	89	86	94	102	92	83	80	80
1918	83	94	108	112	110	101	96	100	100	93	90	91
1919	94	90	90	90	88	91	93	96	96	94	90	91
1920	95	101	105	110	124	132	132	128	118	102	82	76
1921	73	72	74	70	78	78	64	63	65	66	62	60
1922	60	60	64	68	68	67	64	64	62	65	67	66
1923	69	72	78	76	72	70	70	68	65	63	62	62
1924		61	63					73				70
1925								65				59

## BUCKWHEAT

[Cents per bushel]

1908	80	88	86	80	82	88	90	90	88	85	82	85
1909	90	90	90	90	95	101	100	98	100	100	100	100
1910	93	98	94	94	91	96	93	98	100	100	92	86
1911	86	82	82	80	82	86	87	90	91	92	95	94
1912	94	97	98	100	101	102	105	104	101	100	94	88
1913	92	86	88	100	100	100	100	100	100	100	98	94
1914	95	96	94	95	90	95	110	105	100	100	98	98
1915	100	100	100	102	102	100	100	96	96	100	98	92
1916	94	100	100	96	94	96	98	105	118	126	124	118
1917	126	132	128	146	174	218	256	215	176	181	190	200
1918	199	200	206	205	212	238	240	235	226	202	204	202
1919	195	192	194	202	214	216	205	204	221	220	202	212
1920	216	216	214	208	230	232	220	212	197	186	168	160
1921	153	166	174	164	165	175	176	149	135	130	130	136
1922	130	126	123	121	121							

## APPLES

[Dollars per bushel]

1910	0.90									0.80	0.80	
1911	1.00		1.10	1.62		1.12	1.50	0.92	0.71	.73	.66	0.75
1912	.70	0.74	.80	.95	1.10	1.00		.60	.72	.73	.77	.72
1913	.90	.97	.97	.96	1.25			.75	.60	.70	.90	.97
1914	1.20	1.25	1.25	1.60	1.45			.85	.70	.55	.70	.80
1915	.65	.75	.82	.90	1.08	1.00		.64	.62	.90	.88	1.05
1916	1.05	1.00	1.05	.97	1.00	1.10		.92	1.05	.90	.98	1.00
1917	1.20	1.05	1.20	1.60	1.50			1.10	1.05	1.40	1.26	1.40
1918	1.40	1.40	1.50	1.50	1.65			1.25	1.48	1.50	1.50	1.60
1919	1.55	1.75	2.00	2.60	2.00			1.75	1.70	2.00	1.90	2.00
1920	2.10	2.70	2.99	2.90	2.60			1.75	1.92	1.15	1.55	1.31
1921	1.58	1.59	1.54	1.67	1.50	2.50	1.50	2.40	1.75	1.60	2.15	2.25
1922	2.30	2.50	3.00	2.90	3.60	2.75	2.00	1.39	1.29	1.44	1.34	1.44
1923	1.42	1.89	2.00	2.25	2.00			1.64	2.00	1.55	1.81	1.64
1924	1.60	1.60	1.80	1.75	1.75	2.00		1.73	1.40	1.43	1.27	1.44
1925	1.56	1.80	2.00	2.15	2.50	2.50		1.79	1.54	1.70	1.71	1.79

TABLE 36.—Connecticut: Monthly farm price—Continued

APPLES—Continued

(Dollars per barrel)

Year	Jan.	Feb.	Mar.	Apr.	May	June	July	Aug.	Sept.	Oct.	Nov.	Dec.
1914										1.91	1.90	1.00
1915	2.10	2.25	2.40	2.50	3.42			1.50	1.85	2.85	2.85	3.99
1916	3.00	2.90	3.00	2.70	2.90			2.00	2.40	2.70	2.67	2.93
1917	3.30	3.40	3.15						2.80	4.20	4.40	3.90
1918	3.80	4.30	3.90	4.50	5.00			4.00	3.55	4.45	4.50	4.70
1919	4.60	5.30	6.20	7.60					4.00	5.40	4.60	6.00
1920	6.40	7.60	8.60	8.85					5.50	4.00	4.70	3.93
1921	3.63	4.59	4.66	4.33		7.00	3.50		5.00	5.10	6.41	6.46
1922	7.30	7.50	8.50	8.12					2.88	3.89	3.23	4.33
1923	5.00	5.00	3.60						5.10	4.10	4.60	4.60
1924	4.99	5.00	6.79	5.50	5.50	6.00		5.00	3.60	3.70	3.90	4.40
1925	4.82	5.10	6.10	6.90	6.90	7.75		4.70	5.20	4.00	5.40	5.00

CABBAGE

(Dollars per 100 pounds)

Year	Jan.	Feb.	Mar.	Apr.	May	June	July	Aug.	Sept.	Oct.	Nov.	Dec.
1910	3.00											
1911			1.60	1.25			2.50		2.00	1.27	1.65	1.40
1912	1.60	2.50	2.80	3.50	3.00	2.00	1.25	1.25	.85	1.10	1.00	1.20
1913	1.12	1.05	1.15	1.20	2.12	2.25	2.00	2.50	1.70	.75	1.70	1.60
1914	2.06	1.90	1.50	2.00	2.25	1.60	1.60	1.25	1.00	1.50	.98	1.15
1915	1.50	1.25	1.65	2.30	2.07	2.00	1.00	1.60	.88	.94	.80	1.20
1916	.70	1.25	1.25	1.60		2.00		2.00	2.00	2.00	2.00	3.10
1917	4.20	6.50	5.00					1.00	.90	1.60	1.75	2.90
1918	2.10	3.00	3.00					2.30	2.30	2.50	2.50	2.00
1919	2.00	3.00	3.50	5.00	9.00				2.50	2.20	3.20	3.20
1920	4.10	4.00	5.60					2.80	1.75	1.50	1.85	1.58
1921	2.00	2.50	2.25	1.50	4.00	4.00	2.92	3.00	2.81	2.00	2.37	2.25
1922	2.80	2.80	3.50	4.50			2.50	1.80	2.21	2.44	2.00	2.18
1923	2.33	2.55	2.50				2.91	2.80	3.60	2.75	2.60	2.60
1924	2.50	2.50	3.00		6.00			2.40	2.50	2.20	1.67	1.67
1925	2.70	2.50	3.85	3.50	3.90	4.25	4.00	2.80	2.50	2.34	2.55	2.61

ONIONS

(Cents per bushel)

Year	Jan.	Feb.	Mar.	Apr.	May	June	July	Aug.	Sept.	Oct.	Nov.	Dec.
1910	80					100	90			85	80	
1911	90		108	117	170	200	142			110	104	110
1912	125	150	202	216	200	128	125	135	107	100	75	64
1913	74	67	60	42	80	117	115	120	100	100	105	110
1914	113	142	144	150	125		200	200	83	60	57	71
1915	76	70	67	85	100	142	75	74	70	104	97	105
1916	120	130	150	150	150	200		153	140	145	155	180
1917	200	330	530	675		210		135	155	175	180	175
1918	175	180	110	90	110			175	185	125	140	120
1919	125	105	150	180	190			250	200	190	180	210
1920	260	275	340	325	370		230	175	155	141	115	121
1921	113	113	82	86	100	200	183	175	181	210	255	300
1922	325	400	450	758				195	150	127	145	159
1923	167	125	150	192			290		208	211	178	180
1924	189	190	200	180				180	160	141	134	150
1925	175	174	181	200		410	430	275	176	151	179	165

POTATOES

(Cents per bushel)

Year	Jan.	Feb.	Mar.	Apr.	May	June	July	Aug.	Sept.	Oct.	Nov.	Dec.
1908	84	92	93	92	95	95	90	98	92	91	91	91
1909	91	91	84	96	102	108	110	99	88	82	81	82
1910	82	62	76	59	48	46	65	80	72	71	71	70
1911	70	65	60	68	77	77	100	114	104	98	100	108
1912	116	130	146	154	156	143	134	118	80	65	75	77
1913	80	84	80	77	80	84	93	94	88	80	84	86
1914	82	82	82	85	94	105	100	91	74	67	66	66
1915	64	35	54	52	52	62	57	57	50	80	96	160
1916	122	142	141	130	127	130	123	111	115	136	161	168
1917	188	258	281	294	325	331	250	160	244	169	177	162
1918	106	105	140	120	108	110	153	182	196	181	108	168
1919	158	182	182	151	160	174	182	206	198	194	198	202
1920	226	284	291	338	415	434	409	204	170	150	145	142
1921	131	120	97	78	68	72	124	166	170	164	154	140
1922	140	150	140	134	122	107	116	106	89	100	105	100
1923	100	100	103	120	140	128	141	178	177	162	152	133
1924	140	142	140	138	142	140	150	122	110	100	101	95
1925	94	100	95	90	86	91	180	200	154	156	274	247

TABLE 36.—Connecticut: Monthly farm price—Continued

TOMATOES

(Cents per bushel)

Year	Aug.	Sept.	Oct.	Year	Aug.	Sept.	Oct.	Year	Aug.	Sept.	Oct.
1912	180	80	89	1917	190	125		1922	314		175
1913	134	60	100	1918	275	82	142	1923		92	118
1914	123	53	65	1919	170	120	150	1924	380	110	120
1915	100	54	103	1920	390	115		1925	275	85	193
1916	342	100	120	1921	222	105	180				

TURNIPS

(Cents per bushel)

Year	Jan.	Feb.	Nov.	Dec.	Year	Jan.	Feb.	Nov.	Dec.
1912			40	40	1919	72	90	90	90
1913		36	38	40	1920	100	100	105	91
1914		44	49	46	1921	88	110	94	97
1915		42	42	46	1922	82	110	92	89
1916		46	50	36	1923	94	110	98	100
1917		75	85	75	1924	95	100	85	90
1918		90	82	92	1925	97	98	95	107

BEANS, DRY

(Dollars per bushel)

Year	Jan.	Feb.	Mar.	Apr.	May	June	July	Aug.	Sept.	Oct.	Nov.	Dec.
1910	2.45						3.00				2.65	
1911	2.45		2.30	2.13	2.40	2.70	2.80	2.40		2.40	2.60	2.65
1912	2.67	2.02	2.90	3.00	3.05	2.70	3.12	3.15	3.15	3.05	2.90	2.75
1913	2.72	2.73	2.60	2.64	2.75	2.68	2.59	2.68	2.68	2.60	2.50	2.55
1914	2.70	2.95	2.45	2.35	2.50	3.37	2.40	3.00	3.40	2.70	2.80	2.90
1915	3.00	3.50	3.50	3.30	3.50	4.22	3.60	3.00	3.00	3.00	3.88	4.10
1916	4.12	3.95	4.20	3.95	4.10	6.70	9.10	9.50		5.90		6.50
1917	7.30	7.10	6.50	7.10		8.25	8.50	9.50		8.45	8.60	8.50
1918	8.80	8.90	8.80	8.75	8.50	8.25	8.50	8.25	8.50	7.20	6.00	6.70
1919	6.60	6.20	5.60	6.20	5.70	6.10	6.00				5.30	5.50
1920	6.00	6.30	6.00	6.20	6.30	6.90	6.10	5.70	6.00	6.00	5.25	4.67
1921	4.38	4.25	4.50	4.50	4.00	3.25	4.20	4.80	4.50	5.00	4.33	4.50
1922	4.10	4.75	4.50	3.75	5.65	5.40	5.40	5.40	4.80	4.80	4.50	4.95
1923	5.20	5.60	5.00	5.60	5.40		5.30		4.35	4.60	5.00	4.15
1924	4.00	4.00	4.00	4.00	4.40	4.10	4.30	4.30	4.50	4.30	4.50	4.80
1925	4.50	5.00	5.00	4.80	4.60	5.20	4.50	4.50	4.00	3.40	4.75	5.03

COTTONSEED MEAL (AS BOUGHT)

(Dollars per ton)

1911		31.50	30.40	31.50	30.00	32.50	31.10	30.00	33.50	32.30	32.70	35.20
1912	32.50	32.50	32.60	31.80	33.60	33.10	32.80	32.80	34.00	33.20	32.80	33.00
1913	31.80	33.00	33.50	32.30	33.50	35.50	33.20		34.00	34.00	33.70	34.10
1914	34.25	34.00	34.00	34.70	35.00	34.50	34.20	35.00	35.00	31.80	31.10	31.40
1915	31.50	34.00	33.80	33.60	34.30	34.30	34.70	34.50	34.00	35.20	36.50	39.50
1916	40.00	39.50	40.30	38.00	39.30	30.30	38.30	34.40	40.60	38.50		47.00
1917	46.00	45.30	46.00	48.00	48.30	48.00		52.00	56.00	55.70	56.30	
1918	57.20	53.60	56.70	58.33	61.00	69.00	58.30	60.00	63.00	62.50	64.70	62.00
1919	67.00	66.50	59.00	65.00	67.90	63.60	68.00	75.50	79.50	80.00	77.50	84.70
1920	83.70		82.70	83.00	81.20	79.00	82.00	80.00	78.00	78.00	59.00	49.00
1921	47.00	47.00	43.00	41.00	41.00	41.00	43.00	47.00	61.00	40.00	51.00	49.00
1922	49.00	49.00	40.00	53.00	56.00	54.00	50.00	54.00	48.00	50.00	55.00	56.00
1923		58.50	50.00		58.00		56.50			57.00		
1924		64.30			50.00	50.00	51.00	50.70	57.00	56.60	54.00	57.00
1925	55.00	53.00	51.40	50.30	52.00	52.00	53.20	49.00	52.20	51.70	48.20	51.20

TABLE 36.—Connecticut: Monthly farm price—Continued

HAY (LOOSE)

(Dollars per ton)

Year	Jan.	Feb.	Mar.	Apr.	May	June	July	Aug.	Sept.	Oct.	Nov.	Dec.
1908	17.54	18.62	18.51	18.50	18.45	18.20	17.75	16.88	16.12	15.88	15.75	15.75
1909	16.88	17.25	16.49	16.45	16.50	17.20	17.75	17.15	16.89	17.40	18.65	19.90
1910	20.25	20.50	21.09	20.75	20.25	19.90	19.40	18.75	18.25	19.25	19.75	18.75
1911	18.90	20.05	19.65	18.75	20.50	23.70	25.45	25.50	24.50	23.65	23.65	23.50
1912	23.20	23.45	24.45	25.35	26.90	27.85	27.70	25.50	23.05	22.90	22.75	22.25
1913	20.90	28.70	31.20	29.75	30.60	21.25	21.00	19.25	19.00	19.69	19.30	19.45
1914	19.90	20.95	20.45	20.00	20.05	20.05	19.90	20.65	20.75	20.35	20.10	20.00
1915	21.40	21.49	20.45	20.30	20.55	21.10	21.20	22.20	22.00	21.90	21.25	20.65
1916	21.15	21.75	23.15	23.15	23.10	23.85	22.50	20.50	19.75	19.25	18.75	18.85
1917	17.85	16.50	16.85	18.00	18.75	19.45	18.70	17.10	17.10	18.15	19.30	19.80
1918	20.55	22.50	23.75	21.60	19.95	21.70	21.60	21.00	22.25	22.55	23.30	23.75
1919	24.30	25.65	25.95	26.95	28.50	29.65	31.50	32.50	29.85	27.10	28.60	30.80
1920	30.45	32.10	33.05	37.70	43.75	45.50	41.75	38.90	37.40	34.20	36.70	28.50
1921	27.00	27.55	27.85	28.80	28.10	26.35	25.25	24.70	27.45	27.45	23.80	26.05
1922	27.05	28.00	26.45	26.25	26.55	26.20	25.65	25.30	26.95	26.65	26.50	26.25
1923	27.75	25.00	25.35	25.25	24.75	25.25	25.30	23.20	22.05	22.85	23.50	25.30
1924	26.00	25.50	26.00	25.00	24.80	24.00	23.50	23.10	22.50	23.00	22.60	21.30
1925	22.70	23.00	22.80	23.10	23.80	22.30	23.30	23.70	23.20	25.00	25.80	26.00

CLOVER HAY

(Dollars per ton)

1914											24.00	17.00
1915	18.00	18.20	17.50			19.00	20.00	20.00	22.00	19.50		
1916	19.60	19.60				25.00	24.50			20.50		20.20
1917	18.75	18.00	16.30	17.60		18.00		10.70		17.50		
1918	20.00	18.70		22.00	22.50				20.00		23.00	28.00
1919	24.00	25.50	27.50	25.50	29.00	34.30			31.00	28.00	30.00	
1920	33.40	30.50	36.00	36.20	37.60	41.70	36.70	35.60	31.00	36.00	31.00	38.00
1921		26.00	28.00	26.60	28.60		21.50	21.00		25.00	25.00	25.00
1922	22.00	25.00		24.00	24.00	27.00	28.00	26.00	25.00	23.00	23.00	24.00
1923		25.00					20.00			26.00		

TIMOTHY HAY

(Dollars per ton)

1914										20.00	18.70	20.30
1915	20.00	21.80	20.00	19.80	20.50	21.50	22.00	23.00	26.00	22.00	23.50	22.60
1916		23.10	23.10	22.50		26.00	25.60	21.00	22.00	21.80	21.60	19.50
1917	20.00	18.70	19.80	20.80	21.20	19.50	20.00	18.50	17.00	21.70	19.40	21.50
1918	24.80	21.00	18.60	21.50	23.10	22.00	21.80	20.00	23.00		26.50	30.00
1919	26.50	28.50	31.40	28.80	26.00	37.20	35.40	34.60	33.60	30.50	30.60	28.00
1920	31.10	32.40	37.50	42.00	42.50	44.20	44.40	39.30	37.00	38.00	33.00	32.00
1921	27.00	30.00	30.00	27.00	30.00	30.00	26.00	27.00	26.00	26.00	27.00	27.00
1922	25.00	27.00	28.00	25.00	26.00	27.00	30.00	28.00	26.00	25.00	25.00	26.00
1923	26.00	25.50	21.60	26.20	25.00	25.50	21.50	21.00	26.00	28.00		26.00
1924	27.00	26.00	27.00	26.00	25.00	26.00	26.50	26.10	27.00	27.00	27.00	26.50
1925	27.00	26.10	25.40	26.80	27.60	29.00	27.50	27.50	26.00	27.80	29.50	29.60

BEEF CATTLE

(Dollars per 100 pounds)

1910												
1911			7.00	9.00	9.50	7.10	5.90	6.70	6.50	6.50	6.20	5.50
1912	5.00	4.70	5.75	7.00	7.40	5.00	9.00	8.40	10.00	8.50	7.20	10.00
1913	7.50	7.50	6.50	8.00	9.30	7.00	10.00	10.00	8.00	10.00	8.00	8.50
1914	9.00	8.70	8.80	6.60	5.00	8.00	9.00	9.00	8.00	9.80	8.20	7.80
1915	9.00	8.00	5.50	7.80	8.30	10.20	10.70	10.50	9.20	8.70		8.50
1916		11.50	7.10	11.00	10.00	9.00	10.00	9.00	10.00	5.00	7.00	8.10
1917	8.50	10.10	10.20	10.60	10.90	10.20						
1918		10.00	8.50	11.00	13.00					11.00		
1919	3.60	13.80	13.00	11.20	11.80	13.10	11.70	12.00	12.20	12.20	9.50	8.00
1920	10.60	11.60	11.00	11.30	10.80	12.50	12.10	11.90	19.80	12.00	10.80	10.80
1921	10.60	9.20	8.00	8.30	8.00	10.00	8.00	6.00	6.50	6.10	7.00	6.50
1922	6.00	5.50	5.20	7.50	6.00	6.00	7.00	6.10	6.10	6.60	6.00	6.00
1923		5.50	5.00		5.80	5.50	6.50			5.50	5.00	
1924	6.80	7.30	8.00		5.00	5.00	5.00	5.80	5.80	5.00	5.00	5.60
1925	5.50	6.50	4.70	1.00		5.50	5.70	6.50	6.50	7.30	5.80	6.20

TABLE 36.—Connecticut: Monthly farm price—Continued

VEAL CALVES  
[Dollars per 100 pounds]

Year	Jan.	Feb.	Mar.	Apr.	May	June	July	Aug.	Sept.	Oct.	Nov.	Dec.
1911			9.00	11.00	10.30	8.00	8.10	8.50	8.10	8.70	8.30	8.10
1912	8.20	5.00	7.90	9.00	8.40	9.00	10.00	8.50	10.00	8.80	8.80	9.20
1913	9.00	9.00	8.50	9.00	9.30	9.50	10.00	9.50	9.50	10.10	10.00	9.50
1914	11.80	9.70	10.20	10.00	9.60	10.00	9.70	10.00	10.00	11.00	10.20	10.00
1915	10.00	10.50	9.50	10.00	9.80	9.80	10.10	10.20	10.20	10.00		9.90
1916		11.60	9.30	10.00	10.00	10.60	10.00	10.30	10.90	11.00	11.00	11.00
1917	12.30	11.50	10.50	11.50	13.60	12.50	12.60	15.60	13.60	15.00	13.00	14.70
1918	14.80	14.00	13.80	13.80	15.00	13.90	16.50	15.00	16.00	17.00	16.00	16.70
1919	16.00	16.00	16.50	17.10	17.00	17.50	19.10	18.60	18.70	18.00	16.00	17.70
1920	18.30	18.10	18.50	18.25	16.80	17.00	17.50	17.50	16.80	17.00	16.00	17.70
1921	14.00	14.80	13.30	13.40	12.50	12.00	10.80	11.40	10.80	11.00	11.50	11.20
1922	10.70	11.00	10.50	11.50	10.60	10.80	11.80	10.00	12.00	12.40	11.50	11.00
1923	9.00	9.00	11.00	10.50	10.60	11.60	11.40		11.30	12.30	11.70	11.00
1924	11.50	11.50	11.80	11.70	11.70	11.80	12.00		11.70	12.00	11.60	11.50
1925	11.80	12.25	12.50	12.30	12.70	12.00	13.00	11.50	13.00	12.50	12.60	12.70

MILK COWS  
[Dollars per head]

1910						50.00						
1911	50.00		60.00	60.00	60.00	55.00	54.00	52.00	50.50	52.00	50.00	47.80
1912	47.80	50.00	55.00	57.00	58.50	53.00	57.50	50.00	63.00	60.00	58.90	57.90
1913	58.50	62.00	65.50	63.60	63.50	55.50	66.00	68.00	73.00	68.00	69.10	65.20
1914	88.80	57.50	62.00	69.80	70.00	72.00	68.70	72.00	73.70	74.00	69.10	66.50
1915	75.00	74.40	71.70	75.00	73.00	73.00	72.00	71.70	71.50	75.50	79.20	75.70
1916	73.00	70.00	50.00	67.00	71.40	75.00	75.00	77.00	78.00	74.10	75.00	87.00
1917	84.00	85.00	75.30	93.00	91.30	90.00	88.00	83.80	90.30	95.00	85.80	
1918	106.00	95.10	82.50	93.80	100.00	100.00	95.00	91.00	110.00	100.00	100.00	100.00
1919	100.00	105.00	115.00	112.20	107.80	119.50	111.00	113.00	112.00	116.40	116.70	127.00
1920	130.00	102.00	125.00	118.60	150.00	125.50	126.50	121.90	119.00	120.00	120.00	120.00
1921	93.00	82.00	66.00	90.00	90.00	83.00	93.00	85.00	96.00	82.00	120.00	92.00
1922	83.00	84.00	85.00	90.00	82.00	82.00	86.00	87.00	98.00	84.00	80.00	83.00
1923	86.00	90.00	93.00	87.50	89.00	85.00	89.00	85.00	90.00	84.70	78.00	92.00
1924	90.00	88.40	86.50	85.00	86.00	85.00	86.00	88.00	87.00	85.00	90.00	87.00
1925	88.00	94.00	85.00	85.00	82.00	90.00	93.50	96.00	95.30	88.50	93.00	93.00

MILK, WHOLESALE  
[Cents per gallon]

1910	32					28	28			23	28	
1911	28		20	20	20	20	20	25	20	22	21	21
1912	21	22	21	22	22	21	24	24	24	23		24
1913	21	21	21	22	21	21	24	26	22	23	22	20
1914												21
1915	21	21	23	21	21	22	21	20	20	21	24	21
1916	22	23	20	20	19	19	20	18	22	24	24	22
1917	22	25	23	26	27	26	27	29	28	31	21	24
1918	32	32	33	30	30	30	33	31	34	34	29	32
1919	38	37	36	36	35	34	34	34	37	35	36	37
1920	41	41	41	36	40	40	38	39	41	42	40	39
1921	42	38	35	32	36	31	29	33	30	33	44	42
1922	20	33	29	28	24	27	28	30	32	33	38	31
1923	32	31	29	31	31	30	32	31		33	32	32

## [Dollars per 100 pounds]

1923									3.24	3.18	3.84	
1924	3.00	3.04	3.20	3.00	3.00	3.00	2.70	3.00	3.10	3.43	3.50	3.50
1925	3.50	3.30	3.20	3.10	2.64	2.82	3.12	3.19	3.00	3.43	3.48	3.54

TABLE 36.—Connecticut: Monthly farm price—Continued

BUTTER

[Cents per pound]

Year	Jan.	Feb.	Mar.	Apr.	Ma,	June	July	Aug.	Sept.	Oct.	Nov.	Dec.
1909		32	32	32	30	30	31	32	34	34	34	34
1910	34	34	34	34	34	34	34	33	34	35	34	34
1911	34	32	30	28	28	30	30	30	32	33	34	35
1912	38	38	36	34	34	34	34	34	35	35	35	36
1913	36	36	36	38	37	36	37	36	36	36	36	37
1914	36	34	34	32	32	32	31	34	36	36	36	36
1915	35	35	36	34	34	34	34	34	35	35	34	35
1916	34	34	34	34	35	35	34	35	37	38	38	40
1917	40	39	39	43	46	46	46	46	47	48	50	50
1918	51	52	52	50	50	50	52	52	52	56	60	60
1919	62	60	58	60	61	60	60	60	61	65	65	68
1920	70	70	68	67	68	68	70	68	66	60	66	61
1921	56	54	52	52	47	40	38	44	48	48	50	52
1922	48	43	43	42	42	43	42	41	48	48	48	50
1923	50	50	50	50	50	50	48	46	49	50	52	53
1924	56	51	53	48	45	43	47	47	49	45	47	47
1925	49	45	48	48	40	47	47	47	47	50	52	50

HOGS

[Dollars per 100 pounds]

1910						8.50					9.00	7.80
1911	8.50		8.00	8.00	8.50	8.20	7.00	8.00	8.00	7.40	7.20	7.20
1912	7.20	7.70	7.40	7.70	8.00	9.00	9.00	8.70	9.00	10.30	8.50	9.10
1913	8.40	9.00	8.20	8.50	8.50	9.50	10.00	10.30	9.70	9.10	9.90	10.30
1914	10.10	10.70	9.80	9.60	10.00	11.50	10.30	11.30	10.20	11.00	10.50	10.10
1915	10.60	9.00	8.00	9.00	9.00	9.50	9.00	8.70	9.00	9.50	10.00	9.60
1916		10.00	8.00	11.00	10.00	10.50	9.00	10.00	10.50	10.50	10.50	10.70
1917	10.70	11.50	12.00	15.30	16.40	14.50		17.00	18.80	20.00	20.00	20.00
1918	19.20	19.10	18.70	16.50	19.00	17.00		20.00	20.50	21.00	20.00	21.50
1919	19.50	19.50	18.30	19.50	17.70	19.00	18.00	19.50	17.00	16.80	15.30	15.50
1920	15.80	15.80	15.10	15.10	16.00	14.80	15.20	14.80	14.10	16.00	15.10	12.30
1921	10.70	12.50	10.00	12.10	9.50	9.50	7.90	10.70	8.50	9.20	10.00	9.00
1922	9.00	9.00	9.50	10.00	10.50	9.10	10.40	10.00	10.00	11.20	10.00	10.20
1923	9.00	7.80	8.00	7.50	8.50	8.10	8.00	8.00		8.80	8.10	8.30
1924	9.20	9.80	9.20		8.30	8.50	8.80	10.00	10.00	10.20	10.60	10.60
1925	10.70	11.00	12.00	13.00	11.30	12.10	12.90	14.00	13.20	12.80	11.30	12.00

SHEEP

[Dollars per 100 pounds]

1910						4.50						
1911			5.50		5.00	5.00	5.00	6.50	5.00	6.00	5.80	4.00
1912		4.00	5.20	8.00	8.00	8.00	9.50	6.00	8.00	6.70	6.00	6.50
1913	7.00	8.00	6.50	7.40		6.00	7.50	8.50	5.50	7.00	7.00	6.50
1914	6.80	5.00	6.00	6.00	6.00		9.00	8.50	6.00		6.50	6.50
1915		8.30	6.00	7.00	8.00		9.50	7.00			6.00	7.00
1916			6.50	8.00			7.50	6.00				7.30
1917		10.00	8.00			9.00			8.20	7.00	9.00	
1918						13.00			13.00	13.00	13.50	
1919			11.00		14.50				12.00			
1920		12.00	12.00	12.50	13.50	13.70			11.00	11.50	12.50	12.00
1921			12.50	12.00	13.00				14.00	10.40	10.60	10.00
1922		12.00	11.00	9.00	8.00	10.00			9.00	6.00	7.00	9.00
1923	8.50	8.20	8.50		0.00							
1924		9.70						9.00				
1925									7.00	8.00	9.00	8.00

TABLE 36.—Connecticut: Monthly farm price—Continued

LAMBS												
[Dollars per 100 pounds]												
Year	Jan.	Feb.	Mar.	Apr.	May	June	July	Aug.	Sept.	Oct.	Nov.	Dec.
1910						7.50						
1911			7.00	12.00	11.00	10.00	7.50	9.00	7.50	7.50	7.00	6.00
1912	7.00	6.00	7.80	9.00	10.00	10.00	10.50	7.60	10.00	8.00	7.00	7.20
1913	7.50	10.00	8.50	8.60	8.00	8.00	9.00	11.00	7.80		8.00	8.00
1914	8.50	7.00	8.00	8.00	8.00	8.00	11.30	11.60	9.20		8.50	7.90
1915		11.50	7.50	8.50	10.00		8.50			8.50		8.70
1916			8.50	9.00		10.00	9.00	10.20	10.50	11.00		8.60
1917		11.60			11.30				15.00			
1918			12.20		15.00				14.50		15.00	
1919		15.50	15.00	17.50		17.70		15.00	15.50	16.50	15.00	
1920			15.00	10.00	12.00			14.40	13.30	14.00	14.30	12.50
1921		14.00	14.00	10.00	10.00	13.00	13.30	11.00	12.00	9.50	9.00	11.00
1922	11.00	11.00	11.00		12.00				10.00			
1923										14.30		11.00
1924		12.70								14.00	14.00	13.50
1925							15.00					

HORSES												
[Dollars per head]												
1910						200					200	
1911	200		210	220	210	195	200	208	190	192	207	194
1912	195	195	210	210	212	212	212	210	220	200	180	190
1913	200	230	225	215	230	215	220	215	200	205	230	196
1914	215	225	213	217	200	195	220	200	205	200	200	205
1915	210	205	200	225	208	203	180	190	190	200	170	171
1916	200	198	220	200	195	193	173	200	162	190	200	200
1917	197	196	167	200	200	200		202	185	171	180	181
1918	200	203	209	185	175	160	160	175	166	175	180	180
1919	160	200	174	173	150	181	175	175	165	160	179	188
1920	195	166	207	193	220	205	212	200	178	180	170	148
1921	193	173	170	171	183	153	177	168	171	160	150	170
1922	171	165	160	180	155	150	154	150	170	152	125	138
1923		175		165	168	162	170	170	155	170		150
1924	199	140	140	145	145	150	150	150	150	150	153	155
1925	150	140	146	160	160	141	150	133	150	160	162	142

CHICKENS												
[Cents per pound]												
1900		15.5	14.5	14.0	14.0	15.0	16.0	16.0	16.0	16.0	16.0	15.8
1910	15.8	16.2	16.8	16.8	16.4	16.8	16.0	16.6	17.2	17.8	17.2	16.4
1911	15.6	16.2	15.5	15.8	15.9	16.2	16.6	16.9	16.7	15.8	15.2	15.2
1912	15.4	15.4	15.5	15.4	15.8	16.8	16.5	15.6	15.8	15.9	16.4	16.0
1913	15.5	15.4	15.4	16.5	16.5	16.5	20.0	19.1	18.0	19.8	17.9	17.0
1914	17.5	17.8	18.4	19.1	19.0	19.2	21.0	21.0	18.2	18.3	18.2	17.4
1915	16.0	17.1	17.4	18.0	17.0	18.5	21.0	19.2	18.7	17.7	19.1	16.5
1916	18.0	19.0	18.4	18.3	21.2	20.4	20.0	21.0	20.8	20.0	22.0	21.0
1917	21.2	22.0	22.0	24.6	27.6	26.7	20.8	25.0	25.0	25.0	26.0	26.6
1918	26.9	27.0	27.7		31.0	35.0	32.0	36.0	35.0	35.0	35.5	34.7
1919	33.6	33.3	36.7	34.5	35.0	36.4	35.0	43.0	38.0	34.5	35.5	34.0
1920	35.4	34.5	38.0	40.3	43.3	40.5	39.3	44.4	38.0	35.0	32.0	34.0
1921	35.0	30.0	35.0	35.0	36.0	30.6	37.0	34.0	42.0	44.0	34.0	34.0
1922	30.0	30.0	31.0	26.0	29.0	31.0	32.0	30.0	30.0	32.0	32.0	31.0
1923	28.3	30.0	29.5	27.0	30.0	30.0	30.5	33.0	29.0	29.0	27.0	31.0
1924	28.0	28.0	26.5	27.0	28.0	29.0	29.0	32.0	30.0	29.0	27.0	28.0
1925	27.8	25.9	27.5	31.1	28.9	29.8	30.8	29.3	30.4	28.6	28.9	27.6

TABLE 36.—Connecticut: Monthly farm price—Continued

TURKEYS											
[Cents per pound]											
Year	Jan.	Oct.	Nov.	Dec.	Year	Jan.	Oct.	Nov.	Dec.		
1912		24.5	22.7	24.0	1919	47.5		41.0	53.0		
1913	25.0	28.0	27.0	28.0	1920			60.0	68.0		
1914	25.7	26.0	20.0	27.0	1921	45.0		47.0	45.0		
1915	23.0		22.0	23.0	1922	45.0		35.0	49.0		
1916	25.0		30.0	30.0	1923	44.0			38.0		
1917	40.0	29.0	35.0		1924			45.0	52.0		
1918	37.5		50.0	44.0	1925						

EGGS												
[Cents per dozen]												
Year	Jan.	Feb.	Mar.	Apr.	May	June	July	Aug.	Sept.	Oct.	Nov.	Dec.
1909		29	25	22	24	20	28	30	34	37	43	43
1910	39	35	28	24	24	26	28	32	36	40	44	45
1911	38	28	24	20	21	24	30	32	34	38	44	46
1912	42	38	30	24	24	26	28	32	34	40	48	48
1913	37	31	20	20	23	26	29	32	35	40	48	46
1914	36	36	31	23	23	24	31	33	37	46	52	48
1915	40	33	22	22	24	25	27	31	35	42	49	50
1916	39	32	29	24	23	27	31	31	36	40	51	49
1917	50	47	38	34	40	40	31	36	41	50	58	58
1918	68	64	41	38	42	46	40	50	52	59	65	66
1919	75	56	40	47	52	59	60	55	61	70	79	87
1920	86	73	65	52	54	65	62	70	70	76	92	92
1921	75	61	42	31	30	39	45	52	60	68	98	98
1922	58	47	35	29	31	34	38	47	50	61	85	83
1923	54	46	30	30	30	36	39	45	49	60	70	75
1924	49	48	33	28	30	35	37	47	52	61	77	72
1925	66	59	35	32	36	38	44	48	56	63	79	77

TABLE 37.—Connecticut: December 1 farm price of crops, 1866-1925

Year	Wheat	Corn	Oats	Barley	Rye	Buckwheat	Potatoes	Tame hay	Wild hay	Tobacco
	Cts. per bu.	Cts. per bu.	Cts. per bu.	Cts. per bu.	Cts. per bu.	Cts. per bu.	Cts. per bu.	Dolls. per ton	Dolls. per ton	Cts. per lb.
1866	197	88	49	85	103	68	56	17.80		13.0
1867	188	167	61	104	117	84	79	15.47		10.5
1868	140	100	58	94	110	89	68	12.83		18.0
1869	111	103	58	71	109	97	50	14.26		21.4
1870	136	102	62	92	104	94	69	22.98		20.3
1871	139	96	58	108	105	90	61	28.06		22.5
1872	148	81	54	80	97	85	76	23.07		26.6
1873	152	87	55	161	98	90	70	23.02		21.2
1874	131	106	65	106	109	82	65	17.36		28.9
1875	116	57	53	98	96	83	69	18.96		10.2
1876	119	65	44	84	79	73	49	16.04		8.3
1877	141	78	57	85	89	83	64	18.24		
1878	102	62	39	70	85	73	98	11.43		11.0
1879	150	74	43	68	88	76	53	9.75		12.0
1880	142	75	53	100	87	62	60	16.00		15.0
1881	149	60	56	98	95	86	102	17.04		10.0
1882	120	90	52	90	92	80	82	17.35		13.0
1883	125	81	48	75	82	72	82	15.30		13.5
1884	100	65	42	75	72	70	90	17.00		12.4
1885	105	63	42	74	75	60	55	18.00		12.4
1886	98	63	42	62	67	56	60	15.10		14.0
1887	99	67	42	68	69	64	90	14.70		14.3
1888	120	65	42	71	74	65	53	14.70		13.0
1889	92	64	37	55	65	63	67	12.90		12.5
1890	110	70	53	70	80	80	85	13.50		16.0
1891	106	76	45	70	94	77	55	15.75		19.5
1892		62	48	76	73	75	70	16.50		21.0

These prices are issued, by States, in December each year and published in supplements to Crops and Markets. Prices for recent years appear in current issues of the Yearbook. The full series for any single State is not available in this form elsewhere.



TABLE 37.—Connecticut: December 1 farm price of crops, 1868-1925—Continued

Year	Wheat	Corn	Oats	Barley	Rye	Buck- wheat	Pota- toes	Tame hay	Wild hay	To- bacco
	Cts. per bu.	Cts. per bu.	Cts. per bu.	Cts. per bu.	Cts. per bu.	Cts. per bu.	Cts. per bu.	Dolls. per ton	Dolls. per ton	Cts. per lb.
1868		64	40		66	72	75	17.50		14.0
1869		68	43		65	67	69	15.50		16.0
1895		51	31		63	56	41	16.10		16.5
1896		42	31		57	51	46	14.71		13.0
1897	100	49	34		59	57	60	13.00		
1898		52	36		60	56	55	11.15		18.0
1899		50	37		64	63	46	14.50		15.0
1900	82	55	35		65	65	70	16.73		16.0
1901		75	55		72	65	94	14.02		15.5
1902		74	41		75	71	73	15.70		22.8
1903		67	45		71	71	78	15.19		17.0
1904		73	44		79	73	72	14.85		18.0
1905		71	42		74	78	91	14.60		15.0
1906		60	42		66	75	72	15.00		17.0
1907		75	60		81	75	77	17.00		17.0
1908		80	53		90	80	90	15.75		17.0
1909		75	58		90	100	83	19.30		16.5
1910		83	44		86	83	70	19.00		16.5
1911		68	56		93	95	105	23.50		20.5
1912		77	49		92	88	78	22.50		24.1
1913		85	55		92	95	87	20.10		21.0
1914		80	55		98	95	65	19.50	15.50	18.5
1915		85	55		102	96	96	20.00	16.00	17.0
1916		120	69		125	120	175	18.50	15.00	27.0
1917		215	79		210	200	164	19.50	18.00	35.4
1918		171	90		205	210	165	24.00	14.00	44.0
1919		180	88		230	200	195	30.20	22.00	46.3
1920		140	75		174	160	150	30.00	20.00	35.0
1921		90	60		150	130	150	26.00	17.00	41.0
1922		96	66		150	140	160	26.00	16.20	40.3
1923		107	62		125	110	147	24.00	18.10	46.5
1924		120	70		140	100	100	25.00	16.00	32.3
1925		110	81		130	115	250	21.50	18.50	19.0

TABLE 38.—Connecticut: January 1 farm values of livestock per head, 1867-1926

Year	Horses	Milk cows	Other cattle	Sheep	Hogs	Year	Horses	Milk cows	Other cattle	Sheep	Hogs
	Dollars	Dollars	Dollars	Dollars	Dollars		Dollars	Dollars	Dollars	Dollars	Dollars
1867	55.78	41.23	30.28	2.01	11.74	1897	61.31	37.73	23.31	3.03	9.29
1868	57.70	45.13	29.60	4.01	9.63	1898	70.19	32.75	30.05	3.52	9.83
1869	69.97	49.16	45.32	3.48	12.35	1899	71.01	35.55	32.09	3.77	10.09
1870	94.95	49.65	60.71	3.64	14.55	1900	73.89	34.80	30.90	3.90	10.47
1871	92.91	48.33	41.17	3.68	15.94	1901	81.33	34.24	18.20	3.60	9.69
1872	88.76	39.51	35.22	3.92	10.66	1902	87.25	34.88	19.69	4.13	10.76
1873	88.14	35.20	36.21	4.30	11.70	1903	78.72	39.25	20.33	4.69	14.64
1874	94.15	38.64	40.49	3.99	12.15	1904	83.91	39.50	20.37	4.64	11.72
1875	91.64	38.38	40.03	3.58	12.03	1905	93.26	34.94	17.33	4.19	12.00
1876	72.12	38.04	32.20	3.67	14.69	1906	111.14	39.20	18.18	4.88	9.90
1877	70.28	35.33	35.83	3.34	14.50	1907	118.09	37.00	20.00	4.74	10.25
1878	73.13	36.48	31.86	2.60	11.28	1908	118.63	37.50	19.00	4.75	10.50
1879	58.94	29.47	20.24	3.60	7.68	1909	123.09	38.00	17.50	4.40	11.00
1880	59.20	29.37	28.55	3.40	8.74	1910	126.00	41.00	14.70	4.70	12.50
1881	37.07	28.37	30.38	3.55	13.75	1911	132.00	49.00	21.90	5.61	13.00
1882	62.40	32.30	21.15	2.75	13.10	1912	131.00	49.20	21.00	4.60	11.60
1883	83.57	34.71	33.44	2.83	10.38	1913	141.00	51.00	22.50	5.20	14.00
1884	98.70	33.42	34.97	3.85	9.84	1914	133.00	54.00	27.90	5.40	16.50
1885	90.28	34.67	34.39	3.68	9.92	1915	118.00	66.70	29.80	5.70	13.50
1886	99.66	32.92	33.61	3.25	8.21	1916	136.00	68.30	29.70	5.80	13.60
1887	100.00	33.33	31.69	3.51	8.80	1917	147.00	71.00	30.80	7.60	17.50
1888	100.77	33.71	31.21	3.81	9.09	1918	164.00	84.00	41.00	11.40	26.00
1889	103.58	34.60	30.25	3.88	9.63	1919	161.00	86.70	41.00	13.50	27.00
1890	101.01	31.08	27.20	3.68	9.16	1920	160.00	105.00	44.10	12.60	27.50
1891	102.78	32.00	28.64	4.13	9.05	1921	147.00	100.00	38.70	9.50	20.00
1892	102.14	29.14	29.03	4.04	9.30	1922	135.00	74.00	30.80	7.50	17.00
1893	106.25	28.00	28.60	4.04	10.15	1923	130.00	78.00	31.40	7.80	17.00
1894	80.95	28.04	27.65	3.46	10.78	1924	130.00	88.00	31.40	7.90	18.00
1895	61.10	20.38	28.66	3.25	11.58	1925	127.00	78.00	32.00	8.80	22.00
1896	60.55	20.00	25.15	2.66	8.01	1926	120.00	92.00	33.40	9.40	23.00

<sup>1</sup> These prices are issued, by States, in January or February each year and published in supplements to Crops and Markets. Values for recent years appear in current issues of the Yearbook. The early years of the series are available only in the issues in which published at the time, only a few years in any one place.

TABLE 39.—Connecticut: January 1 farm values of livestock per head, by ages and groups, 1894-1926<sup>1</sup>

Year	Horses			Cattle			Sheep			
	Under 1 year old	1 and under 2 years	2 years and over	Under 1 year old	1 and under 2 years	2 years and over	Under 1 year old	Ewes 1 year and over	Wethers 1 year and over	Rams
	Dollars	Dollars	Dollars	Dollars	Dollars	Dollars	Dollars	Dollars	Dollars	Dollars
1894	29.06	45.59	98.32	10.38	16.25	32.39	3.21			3.53
1895	25.00	38.75	65.90	11.25	15.75	33.55	2.81			3.38
1896	26.00	36.00	72.22	0.90	15.30	29.30	2.20			2.80
1897	24.66	36.40	66.19	8.20	14.60	29.77	2.70			3.20
1898	30.10	44.50	75.38	10.45	17.30	35.44	2.90			3.70
1899	26.05	40.25	76.97	11.10	18.30	37.84	3.15			3.95
1900	28.69	43.35	79.88	11.25	17.30	36.41	3.25			4.10
1901	30.76	47.05	82.95	10.65	16.12	32.94	3.23			3.97
1902	36.04	50.84	88.02	11.50	17.00	36.22	3.55			4.30
1903	35.84	52.00	80.00	11.00	16.81	39.72	3.71	4.83		9.55
1904	33.58	50.58	85.48	11.28	16.80	39.46	3.66	4.68		8.88
1905	32.83	56.54	95.04	10.82	17.40	27.75	3.75	4.22		8.62
1906	41.50	75.00	113.00	11.00	18.00	30.00	4.00	5.25		7.00
1907	45.00	70.00	120.00	13.00	20.00	32.00	4.00	5.16		6.00
1908	44.00	70.00	130.00	13.00	19.00	28.50	4.00	5.10		6.25
1909	46.00	71.00	125.00	11.40	18.70	28.00	3.60	5.06		5.25
1910	47.00	75.00	128.00	11.50	18.20	32.50	4.00	5.00		5.90
1911	48.00	75.00	145.00	13.20	21.00	37.00	4.70	6.10		6.00
1912	47.00	80.00	133.00	13.20	20.00	35.00	3.90	4.60	4.00	7.50
1913	49.00	88.00	145.00	14.00	22.00	37.00	4.60	5.10	5.10	8.00
1914	58.00	92.00	157.00	18.00	27.00	45.00	4.50	5.50	5.10	8.00
1915	52.00	98.00	162.00	19.00	30.00	47.00	4.80	5.70	5.30	8.70
1916	55.00	93.00	150.00	18.00	31.00	47.00	4.80	5.80	5.60	9.50
1917	59.00	95.00	150.00	18.50	30.50	51.00	6.50	7.70	7.50	11.00
1918	60.00	100.00	165.00	27.00	40.00	65.00	8.40	12.00	11.30	15.00
1919	63.00	102.00	168.00	25.00	43.00	68.00	8.50	14.00	12.60	19.00
1920	68.00	102.00	169.00	29.50	47.00	78.00	9.50	13.50	12.00	17.00
1921	56.00	90.00	150.00	23.00	45.00	65.00	7.50	10.00	8.00	15.00
1922	55.00	89.00	137.00	20.00	32.00	52.00	6.70	7.50	7.30	13.10
1923	56.00	90.00	130.00	20.00	34.00	51.00	6.70	8.00	7.90	12.20
1924	57.00	90.00	130.00	21.00	33.00	52.00	7.00	8.00	8.00	12.00
1925	50.00	70.00	127.00	22.00	36.00	55.00	7.30	9.00	9.50	15.00
1926	51.00	80.00	120.00	23.00	37.00	56.00	8.00	9.00	10.00	16.00

<sup>1</sup> These prices are issued, by States, in January or February each year and published in supplements to Crops and Markets. They appear for recent years in current issues of the Yearbook. The early years of the series are available elsewhere only in the issues in which they were published at the time.

TABLE 40.—Connecticut: Value of farm products per unit, by crop-reporting districts, 1924<sup>1</sup>

Item	State price	Item	State price
Values for 1924:		Values for Jan. 1, 1925—Continued.	
Corn, 56 pounds, shelled.....bushel	1.25	Horses and colts under 2 years.....head	63.00
Corn cut for silage.....ton	6.20	Horses, 2 years and over.....do.	125.00
Winter wheat.....bushel	1.60	Mules and mule colts under 2 years.....head	65.00
Spring wheat.....do.	1.75	Mules, 2 years and over.....do.	114.00
Oats.....do.	.70	Beef calves under 1 year.....do.	21.50
Barley.....do.	1.00	Beef heifers, 1 year and under 2.....do.	35.50
Rye.....do.	1.36	Beef cows and heifers, 2 years and over.....head	50.70
Buckwheat.....do.	1.26	Steers, 1 year and over.....do.	47.00
Sorghums for grain.....do.	1.20	Beef bulls, 1 year and over.....do.	46.90
Soy beans, shelled.....do.	3.50	Dairy bulls, 1 year and over.....do.	69.00
Tobacco.....pound	.29	Dairy calves under 1 year.....do.	24.30
Potatoes.....bushel	1.01	Dairy heifers, 1 year and under 2.....do.	42.50
Apples.....do.	1.38	Dairy cows and heifers, 2 years and over.....head	74.00
Peaches.....do.	2.10	Lambs under 1 year.....do.	7.30
Hay, all kinds.....ton	22.10	Ewes, 1 year and over.....do.	10.50
Firewood, cut on farm, 4 by 8 feet.....cord	7.50	Rams and wethers, 1 year and over.....head	12.20
Milk, whole.....gallon	.32	Goats and kids, all ages.....do.	8.00
Butterfat.....pound	.47	All pigs, 6 months and under.....do.	10.10
Cream.....gallon	2.00	Sows and gilts, 6 months and over.....head	25.00
Wool.....pound	.42	All other hogs, 6 months and over.....head	24.00
Eggs sold.....dozen	.50		
Chickens raised.....head	1.28		
Values for Jan. 1, 1925:			
Chickens.....do.	1.51		
Turkeys.....do.	5.20		

<sup>1</sup> These values were especially collected for 1924 and Jan. 1, 1925. State not subdivided.

TABLE 41.—Connecticut: Wages of hired farm labor, 1866-1926<sup>1</sup>

Year and month	Rates per month		Rates per day		Year and month	Rates per month		Rates per day	
	With board	Without board	With board	Without board		With board	Without board	With board	Without board
	Dollars	Dollars	Dollars	Dollars		Dollars	Dollars	Dollars	Dollars
1866	15.16	24.11	0.91	1.23	1914	22.90	37.80	1.27	1.74
1869	15.23	24.22	1.01	1.37	1915	25.10	40.00	1.32	1.79
1874 or 1875	16.06	24.52	1.01	1.30	1916	29.89	46.00	1.58	2.13
1877 or 1879	14.14	23.15	.87	1.49	1917	35.00	52.00	1.85	2.60
1879 or 1880	14.00	23.40	.71	1.03	1918	44.00	63.00	2.12	2.97
1880 or 1881	13.00	26.00	.87	1.00	1919	45.00	71.00	2.60	3.30
1881 or 1882	17.37	27.00	.98	1.30	1920	56.00	82.00	3.05	3.95
1884 or 1885	17.20	27.67	1.00	1.32	1921	40.00	67.00	2.10	3.10
1887 or 1888	17.17	27.40	1.00	1.33	1922	40.00	67.00	2.05	2.95
1889 or 1890	17.33	27.00	1.00	1.37	1923	52.00	75.00	2.80	3.75
1891 or 1892	17.50	27.38	.97	1.38	1923-Jan	41.00	61.00	2.10	3.00
1893	18.21	32.32	.99	1.34	Apr	46.00	70.00	2.15	2.85
1894	10.71	28.94	.97	1.31	July	58.33	81.67	3.00	4.17
1895	17.24	30.47	.98	1.33	Oct	54.00	70.00	2.50	3.71
1898	17.14	26.02	1.02	1.40	1924-Jan	48.00	74.00	2.50	3.55
1899	17.52	30.28	1.06	1.46	Apr	50.00	75.00	2.40	3.55
1902	18.85	30.12	1.05	1.45	July	55.00	77.00	2.80	3.50
1905	22.19	36.77	1.19	1.63	Oct	53.00	78.00	2.93	3.78
1909	24.61	36.93	1.14	1.54	1925-Jan	49.00	73.00	2.50	3.48
1910	21.00	30.00	1.07	1.55	Apr	51.00	80.00	2.70	3.65
1911	22.00	37.00	1.14	1.61	July	51.00	75.00	2.75	3.55
1912	23.20	38.00	1.20	1.69	Oct	51.00	76.00	2.70	3.70
1913	23.90	39.30	1.25	1.75	1926-Jan	52.50	80.00	2.45	3.60

<sup>1</sup> Wages of hired farm labor are now published quarterly as collected in Crops and Markets supplements. Revised averages for the United States were published in the April, 1926, Supplement to Crops and Markets, but the State figures have not been heretofore published as an entire series.

TABLE 42.—Connecticut: Farm lands—Value per acre, 1912-1926<sup>1</sup>

Year	All farm lands		Plow lands			Year	All farm lands		Plow lands		
	With improvements	Without improvements	Poor	Good	All		With improvements	Without improvements	Poor	Good	All
	Dollars	Dollars	Dollars	Dollars	Dollars		Dollars	Dollars	Dollars	Dollars	Dollars
1912	55	28				1920	85	40	35	100	60
1913	60	30				1921	68	38	34	90	58
1914	65	32				1922	70	40	32	90	58
1915	63	31				1923	72	41	32	88	57
1916	56	33	34	70	49	1924	75	42	33	88	58
1917	62	36	36	72	53	1925	77	45	34	90	60
1918	65	44	37	75	52	1926	77	45	34	90	60
1919	67	45	37	80	55						

<sup>1</sup> The values of all farm lands have been collected from crop correspondents since 1912 and have been drawn on for various purposes, but not previously published as a series, by States. The values of plow lands have been published as prepared in supplements to Crops and Markets and its predecessors and in the Yearbooks of the department, a few years at a time. The full series to 1926, by States, is here published for the first time.

TABLE 43.—New York: Monthly farm price<sup>1</sup>

WHEAT

(Cents per bushel)

Year	Jan.	Feb.	Mar.	Apr.	May	June	July	Aug.	Sept.	Oct.	Nov.	Dec.
1908.....	98	98	98	98	100	99	98	96	95	96	98	99
1909.....	100	104	110	114	120	128	122	110	106	108	110	112
1910.....	114	116	116	114	110	106	104	104	102	100	98	94
1911.....	92	90	88	88	88	89	87	86	83	90	94	94
1912.....	94	95	96	99	105	110	110	104	100	96	98	100
1913.....	100	101	101	101	102	102	97	91	90	92	93	94
1914.....	94	96	97	96	98	98	93	96	104	104	106	109
1915.....	122	140	142	140	142	128	110	103	95	98	100	104
1916.....	114	118	112	110	109	106	105	120	138	154	160	160
1917.....	164	174	183	222	261	258	240	223	211	210	210	212
1918.....	211	209	202	198	207	211	208	209	212	214	216	214
1919.....	216	216	214	220	228	230	223	215	218	216	215	218
1920.....	228	238	240	247	277	276	250	237	230	218	189	172
1921.....	170	167	158	140	130	130	118	112	113	112	108	108
1922.....	109	116	124	128	128	118	103	100	99	104	113	122
1923.....	126	128	128	129	132	128	114	108	106	104	108	112
1924.....	110	115	115	110	110	112	120	131	130	137	148	153
1925.....	174	188	186	156	168	178	163	151	154	145	149	160

BRAN (AS BOUGHT)

(Dollars per ton)

1910.....	28.40	28.00	28.50	27.50	26.90	26.10	25.40	27.00	26.80	26.00	25.40	26.00
1911.....	28.10	27.30	27.20	27.60	27.50	27.50	27.10	27.20	28.00	28.60	28.00	28.58
1912.....	29.30	30.80	31.00	31.80	31.90	30.70	29.30	28.90	28.00	27.90	26.30	26.00
1913.....	26.50	26.10	25.30	25.60	25.00	25.00	25.10	25.30	27.70	27.10	26.80	28.80
1914.....	27.30	27.70	28.80	30.00	29.80	29.90	26.80	29.00	28.30	28.00	28.00	28.10
1915.....	29.50	30.30	30.00	29.70	29.00	28.90	28.60	28.80	28.80	27.00	26.90	26.30
1916.....	26.40	27.20	26.90	26.80	26.80	26.30	26.70	28.00	29.30	33.10	33.00	33.60
1917.....	35.00	38.30	42.70	46.80	48.10	42.00	45.60	40.50	40.50	41.30	46.10	46.10
1918.....	46.00	46.30	47.40	45.90	46.20	47.00	45.70	44.50	44.00	42.00	43.00	42.20
1919.....	55.40	52.50	49.50	50.80	50.80	50.00	49.00	52.40	53.10	49.80	46.60	50.70
1920.....	52.40	53.90	55.10	59.30	61.90	67.00	65.40	61.70	59.50	54.50	49.00	46.00
1921.....	43.85	39.00	38.70	35.00	33.40	31.50	29.00	28.00	27.50	26.20	24.50	29.00
1922.....	32.00	34.00	37.00	35.00	35.00	32.00	29.00	28.00	27.00	31.00	34.00	34.00
1923.....	35.90	37.10	38.70	39.00	39.50	37.50	35.90	34.10	36.50	39.30	38.50	37.40
1924.....	37.30	37.00	36.80	36.00	35.00	33.50	33.60	35.30	35.50	35.40	34.80	37.00
1925.....	40.00	39.30	36.70	34.30	37.60	38.30	37.70	36.70	36.50	35.70	36.40	36.00

RYE

(Cents per bushel)

1908.....	81	82	82	83	84	84	84	81	77	76	78	80
1909.....	81	82	84	84	86	90	88	83	81	82	80	79
1910.....	78	80	80	80	81	81	80	80	80	78	76	74
1911.....	74	74	75	76	78	80	82	83	84	86	88	89
1912.....	80	80	80	82	92	94	92	85	78	76	76	74
1913.....	72	72	73	73	74	74	72	70	72	72	74	74
1914.....	73	72	72	74	74	73	72	76	84	86	88	92
1915.....	109	109	112	110	106	104	100	95	91	93	94	94
1916.....	96	97	96	96	96	96	96	102	108	116	126	127
1917.....	130	135	143	150	184	194	192	159	184	184	184	186
1918.....	186	196	215	228	226	211	204	194	182	178	174	172
1919.....	171	160	154	162	166	168	170	170	164	156	152	160
1920.....	172	170	176	186	199	217	208	190	188	180	164	150
1921.....	160	149	132	131	138	134	126	122	123	115	102	104
1922.....	105	105	112	115	120	112	108	111	103	97	96	98
1923.....	98	100	101	102	105	102	93	88	96	97	92	83
1924.....	80	80	85	80	82	80	81	93	88	100	112	120
1925.....	126	137	138	116	120	118	119	111	104	87	101	96

<sup>1</sup> These prices are the estimated prices of farm products received by producers on the 15th of the month as currently reported in the supplements to Crops and Markets monthly, by States, or in the case of some products for which prior to January, 1924, prices were reported on the 1st of the month, converted to the 15th of the month by averaging the prices reported on the 1st of two successive months. Prices were first collected monthly in 1908, the list being extended from time to time. All the available monthly prices are shown.

TABLE 43.—New York: Monthly farm price—Continued

CORN												
[Cents per bushel]												
Year	Jan.	Feb.	Mar.	Apr.	May	June	July	Aug.	Sept.	Oct.	N.v.	Dec.
1908	73	70	72	72	72	75	78	82	82	81	80	78
1909	74	73	76	79	80	82	82	78	77	75	74	73
1910	72	74	75	74	74	74	75	72	73	68	65	63
1911	63	62	60	60	64	66	68	70	72	75	76	78
1912	78	78	79	82	86	88	89	84	82	78	80	82
1913	64	64	64	65	68	70	70	76	82	82	73	67
1914	80	78	78	78	80	81	89	86	90	87	85	82
1915	84	88	87	85	87	86	85	86	85	82	80	80
1916	81	82	84	85	85	86	86	92	98	104	110	110
1917	112	118	122	143	168	176	192	212	211	206	201	206
1918	210	204	202	204	200	194	192	192	192	182	174	174
1919	166	155	159	172	180	186	192	203	196	175	166	172
1920	174	170	174	189	203	206	195	189	174	146	126	108
1921	98	96	92	84	87	90	80	80	82	72	66	66
1922	66	70	74	76	77	77	76	76	78	82	84	85
1923	90	91	90	92	96	96	98	100	105	105	101	101
1924	98	97	96	95	94	97	110	126	129	133	128	134
1925	136	136	143	128	120	134	126	120	131	99	96	95

OATS												
[Cents per bushel]												
1908	56	56	59	62	64	62	60	58	55	53	54	56
1909	56	57	59	62	64	66	66	60	53	50	49	49
1910	50	52	54	54	54	52	52	51	48	44	42	41
1911	40	40	40	40	42	44	46	48	48	49	50	52
1912	52	51	58	61	64	64	62	54	45	42	42	42
1913	41	41	42	44	44	45	46	46	47	46	46	46
1914	46	48	48	48	49	46	48	52	54	50	50	52
1915	54	60	62	63	62	61	60	57	50	44	44	45
1916	46	50	51	52	52	52	52	52	53	56	60	61
1917	62	66	72	79	84	84	84	81	75	70	72	80
1918	86	92	100	104	100	96	95	89	84	81	82	84
1919	82	80	78	79	80	84	80	89	83	85	84	86
1920	92	96	104	117	130	134	125	108	87	74	70	65
1921	62	60	56	54	54	54	54	54	52	49	47	48
1922	48	50	52	53	54	53	54	50	46	48	50	52
1923	54	56	58	60	68	68	69	59	50	54	54	55
1924	53	55	57	56	56	58	62	64	60	61	59	60
1925	63	66	61	60	55	60	50	55	51	46	48	50

BARLEY												
[Cents per bushel]												
1908	82	83	86	80	80	86	86	84	74	66	07	70
1909	69	70	75	78	81	84	82	76	72	70	69	69
1910	70	71	72	73	75	74	72	72	70	68	69	70
1911	71	74	74	76	77	76	76	82	87	92	96	98
1912	100	101	101	100	103	106	100	86	76	72	70	68
1913	65	64	68	70	72	70	71	74	72	71	70	69
1914	79	79	80	82	82	82	82	79	74	70	71	73
1915	76	80	79	72	83	82	82	79	74	70	73	75
1916	74	75	78	78	78	78	76	73	89	96	99	102
1917	109	114	116	138	140	158	152	144	140	141	134	134
1918	145	154	168	172	172	168	155	140	133	130	126	120
1919	122	124	116	120	126	132	142	144	138	137	136	133
1920	145	150	156	176	198	190	158	162	142	117	106	92
1921	84	82	82	82	80	80	82	87	82	66	63	64
1922	66	66	64	72	77	79	75	65	62	65	71	76
1923	70	78	82	87	90	86	89	83	84	80	76	78
1924	78	78	79	76	76	79	85	96	90	89	89	91
1925	93	101	96	92	97	97	91	90	80	74	76	75

TABLE 43.—New York: Monthly farm price—Continued

BUCKWHEAT

[Cents per bushel]

Year	Jan.	Feb.	Mar.	Apr.	May	June	July	Aug.	Sept.	Oct.	Nov.	Dec.
1908	74	75	80	82	75	80	85	82	81	79	78	76
1909	75	76	76	78	82	88	80	80	76	73	70	68
1910	69	69	70	71	71	70	78	74	72	68	65	66
1911	64	63	64	65	68	73	78	78	94	74	74	74
1912	76	78	80	83	88	92	92	84	74	66	63	64
1913	68	68	67	69	70	72	76	76	76	78	80	81
1914	80	80	80	82	84	68	88	82	80	80	78	78
1915	84	91	90	88	90	94	96	88	79	78	80	83
1916	53	82	84	86	88	96	97	92	93	101	114	125
1917	126	130	134	155	188	268	206	184	160	162	158	163
1918	164	168	172	176	190	202	203	190	182	180	176	170
1919	164	162	162	150	156	186	190	176	168	156	148	152
1920	159	158	160	168	178	208	212	191	181	158	140	132
1921	122	116	112	114	117	121	128	130	122	99	83	86
1922	86	88	93	98	104	168	112	108	96	86	92	96
1923	93	100	104	108	112	110	112	116	114	105	96	99
1924	95	93	96	95	97	100	110	130	115	100	104	101
1925	102	110	121	104	109	106	110	106	99	91	87	87

APPLES

[Dollars per bushel]

1910	0.64	0.85	0.84	1.05	1.21	0.91	0.63	0.55	0.72	0.75	0.95	1.05
1911	1.00	1.10	1.20	1.37	1.42	1.45	1.07	.97	.62	.50	.55	.63
1912	.68	.70	.75	.85	.90	.55	1.00	.65	.50	.50	.45	.55
1913	.64	.59	.49	.65	.70	.85	.90	.72	.75	.89	.92	.97
1914	1.00	1.10	1.10	1.25	1.40	1.15	.78	.65	.52	.40	.38	.50
1915	.62	.51	.55	.60	.70	.85	.63	.63	.56	.66	.75	.79
1916	.80	.85	.81	.80	.79	.85	.85	.81	.69	.60	.71	.80
1917	.80	.95	1.00	1.00	1.30	1.30	1.30	1.00	1.00	1.10	1.25	1.25
1918	1.30	1.30	1.25	1.30	1.40	1.40	1.28	1.05	.95	1.02	1.00	1.05
1919	1.25	1.10	1.50	1.70	1.65	2.60	2.40	1.70	1.50	1.80	1.90	2.00
1920	2.10	2.30	2.40	2.60	2.75	2.20	1.75	1.20	.75	.65	.63	1.00
1921	1.00	1.00	.90	1.00	.95	1.20	1.20	1.40	1.48	1.80	2.05	2.10
1922	2.10	2.30	2.50	2.50	2.40	1.50	1.50	.65	.60	.63	.70	.95
1923	1.10	1.14	1.23	1.30	1.50	1.55	2.00	1.31	1.20	1.17	1.37	1.32
1924	1.10	1.10	1.20	1.15	1.19	1.25	1.29	1.51	.95	1.00	1.09	1.19
1925	1.20	1.25	1.30	1.33	1.50	1.62	1.25	1.30	1.00	1.00	1.10	1.20

[Dollars per barrel]

1914							1.80	1.55	1.40	1.45	1.70	
1915	1.78	1.75	1.85	2.25	2.40	3.50	2.00	1.65	2.10	2.25	2.35	2.45
1916	2.50	2.55	2.50	2.50	2.40	3.00	3.20	2.07	2.00	2.00	2.25	2.70
1917	2.70	3.10	3.40	3.30	3.40	4.00	.....	2.80	3.00	3.60	3.90	4.00
1918	4.00	4.00	4.00	4.25	4.00	4.10	.....	3.50	3.30	3.75	3.70	4.00
1919	4.50	4.75	5.80	6.50	8.00	8.20	.....	4.50	4.60	5.40	5.70	6.00
1920	6.30	6.90	7.00	7.40	8.10	.....	.....	3.60	3.00	3.15	2.90	3.00
1921	3.10	3.20	3.25	3.20	4.00	4.00	3.15	4.40	4.40	5.25	6.00	5.80
1922	6.00	6.40	7.00	6.90	7.10	.....	.....	2.15	2.10	2.50	2.80	3.60
1923	3.80	4.00	4.20	4.20	4.70	.....	5.60	3.21	2.95	3.86	4.00	4.10
1924	3.50	3.50	3.50	3.50	3.60	3.75	3.90	3.29	3.10	3.40	3.70	4.60
1925	4.60	4.60	4.55	4.40	5.20	6.50	3.60	3.90	3.20	3.00	3.40	3.90

PEACHES

[Dollar per bushel]

Year	Aug.	Sept.	Oct.	Year	Aug.	Sept.	Oct.	Year	Aug.	Sept.	Oct.
1910	1.62	1.37	1.50	1916	1.75	1.40	1.30	1921	2.15	2.55	3.25
1911	1.43	1.42	1.44	1917	1.40	1.40	1.40	1922	1.30	1.10	1.60
1912	1.50	1.60	1.25	1918	2.60	3.10	3.75	1923	2.62	1.81	2.14
1913	1.55	1.40	1.34	1919	2.60	2.70	3.00	1924	1.92	1.93	1.91
1914	2.00	1.60	1.36	1920	3.10	2.25	1.75	1925	2.70	2.45	2.40
1915	1.23	.90	.77								

TABLE 43.—New York: Monthly farm price—Continued

## PEARS

[Dollars per bushel]

Year	Aug.	Sept.	Oct.	Nov.	Dec.	Year	Aug.	Sept.	Oct.	Nov.	Dec.
1910		0.86	1.00	1.31		1918	1.80	1.85	1.75	1.60	2.00
1911	0.92	.88	.97	.55	0.78	1919	2.10	2.10	2.00	2.40	2.80
1912	1.49	1.25	.64	.80	.62	1920	2.00	1.50	1.45	1.05	1.10
1913	.75	.70	.82	.79	.82	1921	1.80	1.95	2.15	1.70	
1914	.95	.90	.78	.85	.80	1922	1.10	.75	.65	.65	1.00
1915	.87	.90	.80	1.05	.84	1923	1.81	2.24	2.04	1.88	1.89
1916	1.10	.95	.93	1.00	1.15	1924	2.14	1.60	1.56	1.45	1.36
1917	1.75	1.35	1.35	1.40	1.20	1925	2.10	1.54	1.55	1.64	2.03

## GRAPES

[Cents per pound]

Year	Sept.	Oct.	Nov.	Dec.	Year	Sept.	Oct.	Nov.	Dec.
1910					1918	5.0	5.3	5.0	
1911	2.4	2.8	3.4		1919	7.0	6.0	7.0	5.0
1912	3.0	3.2	2.8	3.5	1920	6.6	6.5	6.8	
1913	2.7	2.0	2.6	3.3	1921	6.0	6.0		
1914	4.7	2.7	6.2		1922		4.5	4.0	
1915	2.5	3.5	1.9	4.0	1923	4.0	3.6	5.2	6.8
1916	2.6	2.3	2.0		1924	5.8	3.7	5.2	
1917	4.0	2.8	3.2	4.0	1925	6.5	5.6		
	4.5	4.0	3.3						

## CABBAGE

[Dollars per 100 pounds]

Year	Jan.	Feb.	Mar.	Apr.	May	June	July	Aug.	Sept.	Oct.	Nov.	Dec.
1910	1.00	1.15	1.39	1.10	2.50	1.60	2.26	1.12	1.54	0.48	0.33	0.50
1911	.53	.45	.40	.51	.40	1.00	3.00	1.83	.89	.30	.60	.87
1912	.56	1.12	2.28	2.15	1.75	1.00	2.00	1.50	.50	.30	.26	.27
1913	.24	.20	.28	.25	.60	1.50		1.40	.99	1.20	.80	1.15
1914	1.30	1.45	1.15	1.15	.62		2.75	.85	.45	.45	.40	.48
1915	.60	.60	.60	1.30	2.00	1.75	2.40	1.75	.77	.26	.25	.25
1916	.30	.45	.60	.60	1.00	1.00	1.70	2.40	1.50	1.80	2.00	2.45
1917	3.80	5.30	6.00	7.30	6.30	4.30	2.70	2.00	1.00	1.20	1.50	1.70
1918	2.34	2.50	1.75	1.85	2.90	3.25	3.30	2.40	1.20	.90	.60	1.00
1919	1.10	1.10	1.60	2.90	3.60	4.50	4.60	3.70	2.40	2.30	2.00	2.80
1920	3.70	4.10	4.50	5.00	7.79		3.80	2.70	.90	.85	.50	.80
1921	.90	.80	.50	1.10			4.85	2.30	1.55	1.35	1.50	1.90
1922	1.90	2.10	1.75	1.60	3.75		3.25	2.00	.80	.45	.37	.86
1923	1.30	1.70	2.30	2.50	2.60	4.00	4.20	3.50	2.90	2.55	1.55	2.60
1924	2.25	2.80	2.50	2.70	3.00			2.60	1.80	1.59	1.47	1.93
1925	1.94	2.00	1.78	1.60	3.60	2.70	4.30	3.00	2.40	1.87	1.85	2.47

## ONIONS

[Cents per bushel]

1910			74	80	95	95		82		82		74	73
1911	70	74	81	120	108	191	100	110	79	72	80	88	104
1912	105	120	190	140	185	235	112	104	75	75	69	62	62
1913	59	62	47	48	05	87		105	89	103	100	98	98
1914	66	122	150	135	102		235	125	80	60	55	71	71
1915	75	75	68	80	85	85	75	71	65	85	85	87	87
1916	97	100	100	100	110	110	160	138	122	120	130	175	175
1917	200	360	495	520	450	300	230	190	150	165	175	160	160
1918	160	150	100	85	80	125	170	170	145	115	120	105	105
1919	105	110	140	160	190	270	270	200	180	190	200	230	230
1920	260	290	300	290	310	240	180	160	156	95	100	100	100
1921	95	95	47		45		150	125	160	200	225	250	250
1922	290	300	375	500	335	240	240	150	100	90	90	95	95
1923	131	150	158	160	170	220	170	210	188	181	175	181	181
1924	173	158	165	150	135	150	100	155	134	121	113	124	124
1925	136	152	156	172	200	259	290	220	167	149	154	157	157

TABLE 43.—New York: Monthly farm price—Continued

POTATOES  
[Cents per bushel]

Year	Jan.	Feb.	Mar.	Apr.	May	June	July	Aug.	Sept.	Oct.	Nov.	Dec.
1908.....	61	68	71	76	73	70	55	94	83	76	71	75
1909.....	76	77	80	83	92	88	86	83	73	60	52	50
1910.....	51	51	42	32	29	30	48	70	66	49	44	46
1911.....	44	42	40	46	50	54	56	111	99	80	82	90
1912.....	98	107	118	132	130	114	101	92	70	50	52	58
1913.....	81	64	60	58	64	64	66	83	89	82	78	78
1914.....	78	80	82	54	82	86	92	86	70	52	44	44
1915.....	44	42	40	36	36	36	41	49	58	71	80	84
1916.....	67	108	112	113	112	116	108	110	121	136	154	158
1917.....	176	235	262	276	308	278	214	158	139	131	134	128
1918.....	126	123	105	88	70	86	129	156	158	143	126	122
1919.....	124	115	106	114	125	122	148	196	179	140	138	156
1920.....	194	220	246	311	384	356	328	225	126	106	112	110
1921.....	93	74	59	46	39	44	79	144	152	116	109	109
1922.....	114	117	114	102	90	94	110	102	74	65	62	62
1923.....	63	70	82	96	103	100	130	160	147	117	98	81
1924.....	90	91	91	96	85	88	99	110	85	68	53	56
1925.....	50	61	55	49	48	50	86	186	126	130	215	218

TOMATOES  
[Cents per bushel]

Year	July	Aug.	Sept.	Oct.	Year	July	Aug.	Sept.	Oct.
1912.....		120	58	52	1919.....		210	110	110
1913.....		175	75	75	1920.....		220	100	85
1914.....	95	116	52	51	1921.....		130	75	120
1915.....	225	108	55	85	1922.....		200		80
1916.....	180	139	90	90	1923.....	230	310	127	111
1917.....	320	225	145	140	1924.....	200	200	110	123
1918.....		180	100	100	1925.....	420	320	116	137

TURNIPS  
[Cents per bushel]

Year	Jan.	Feb.	Nov.	Dec.	Year	Jan.	Feb.	Nov.	Dec.
1912.....				35	1919.....	72	72	90	90
1913.....	40	38	42	49	1920.....	90	110	89	68
1914.....	42	47	39	46	1921.....	67	67	80	90
1915.....	44	44	41	42	1922.....	85	80	70	70
1916.....	47	48	71	75	1923.....	78	75	82	58
1917.....	75	75	75	70	1924.....	91	95	68	74
1918.....	75	75	70	70	1925.....	86	80	87	85

BEANS, DRY  
[Dollars per bushel]

Year	Jan.	Feb.	Mar.	Apr.	May	June	July	Aug.	Sept.	Oct.	Nov.	Dec.
1910.....	2.49	2.32	2.39	2.36	2.36	2.37	2.58	2.34	2.48	2.41	2.18	2.24
1911.....	2.17	2.27	2.11	2.29	2.29	2.29	2.29	2.39	2.34	2.27	2.40	2.42
1912.....	2.42	2.40	2.50	2.34	2.68	2.67	2.61	2.50	2.52	2.55	2.40	2.40
1913.....	2.39	2.41	2.22	2.13	2.25	2.29	2.36	2.15	2.09	2.41	2.44	2.39
1914.....	2.30	2.31	2.35	2.35	2.25	2.25	2.35	3.00	2.90	2.53	2.58	2.70
1915.....	2.85	3.18	3.18	3.03	3.07	3.14	3.00	2.91	3.29	3.31	3.49	3.88
1916.....	4.05	3.50	3.89	3.87	3.92	4.13	5.00	4.80	5.10	5.00	6.15	6.44
1917.....	6.09	6.50	7.00	7.39	8.90	9.60	8.50	3.33	7.25	7.50	8.10	7.90
1918.....	8.10	7.80	8.00	8.00	7.85	8.50	7.40	6.90	6.50	6.00	0.70	5.25
1919.....	5.59	5.20	5.00	5.00	5.00	5.10	5.10	5.29	5.20	5.09	4.90	5.00
1920.....	5.10	5.20	5.20	5.10	5.10	5.39	4.90	5.00	4.84	4.80	3.50	4.25
1921.....	4.00	3.20	3.10	3.10	2.80	3.00	2.80	2.80	2.95	3.03	2.95	2.85
1922.....	2.05	3.05	3.50	3.60	3.70	4.20	4.35	4.35	3.50	3.10	3.80	4.10
1923.....	4.60	4.63	4.65	4.80	4.60	4.40	4.40	4.40	3.90	3.90	3.90	3.90
1924.....	3.60	3.80	4.00	3.90	3.90	3.89	4.00	3.60	4.00	3.90	3.80	4.00
1925.....	4.10	4.40	4.40	3.90	4.20	3.75	4.00	4.20	3.70	3.80	4.60	4.50



TABLE 43.—New York: Monthly farm price—Continued

COTTONSEED MEAL (AS BOUGHT)

[Dollars per ton]

Year	Jan.	Feb.	Mar.	Apr.	May	June	July	Aug.	Sept.	Oct.	Nov.	Dec.
1910						33.20		36.00				
1911	34.30	34.60	34.60	33.30	32.60	32.40	32.60	31.90	35.60	35.20	34.30	34.40
1912	33.60	34.00	33.50	34.40	34.50	34.50	34.20	33.50	34.30	34.60	33.00	32.80
1913	33.30	34.00	32.60	33.10	33.20	33.20	34.00	34.20	34.80	34.00	32.70	33.00
1914	34.70	35.00	34.30	34.80	34.80	35.60	34.20	33.90	34.10	34.50	35.00	34.40
1915	32.80	33.80	34.20	34.20	34.10	33.70	34.20	33.90	34.40	34.40	32.40	33.00
1916	40.30	39.00	38.40	37.80	37.30	36.90	35.70	37.30	38.00	34.30	36.80	38.10
1917	46.70	48.70	48.50	50.60	53.60	49.30	51.70	51.30	53.00	40.60	44.40	46.00
1918	59.60	60.20	61.70	61.20	62.00	58.40	59.00	57.40	54.50	55.40	56.60	59.70
1919	67.00	66.40	65.00	65.80	64.80	68.70	69.00	61.40	62.00	64.20	62.90	64.30
1920	52.70	54.30	54.90	52.70	59.40	51.60	53.00	54.10	54.30	51.70	51.70	54.30
1921	53.75	48.00	46.50	44.10	44.00	45.00	46.00	48.00	50.00	53.00	56.00	60.00
1922	50.20	51.00	52.00	50.00	56.00	55.00	55.00	52.00	51.00	53.00	56.00	57.00
1923	58.60	61.00	58.00	58.10	55.00	50.80	55.80	54.00	56.00	55.50	57.00	57.50
1924	56.00	55.10	54.00	53.50	54.00	54.40	55.00	55.30	55.10	56.00	54.00	52.50
1925	55.00	54.40	52.40	52.30	52.00	51.80	52.00	54.50	55.10	52.80	51.90	50.40

HAY (LOOSE)

[Dollars per ton]

1908	15.21	15.13	14.80	14.50	14.40	13.78	12.88	12.25	12.12	12.12	12.12	12.12
1909	12.00	12.12	12.00	11.08	12.05	13.30	13.45	13.40	13.60	13.90	14.10	14.45
1910	15.00	15.90	16.65	16.60	16.25	15.95	14.20	13.45	14.25	14.15	13.90	13.70
1911	13.35	13.25	13.15	13.10	14.00	14.65	15.25	10.00	16.45	16.80	17.40	17.95
1912	18.10	18.55	19.35	20.30	21.35	21.10	18.00	16.50	15.55	16.95	14.90	14.90
1913	14.70	14.05	13.25	13.05	13.45	13.75	13.90	14.60	14.60	14.35	14.40	15.20
1914	15.10	15.25	15.10	14.90	15.10	15.10	14.75	14.70	14.85	14.40	14.30	14.70
1915	15.10	15.45	15.30	14.95	15.10	15.55	15.90	10.10	15.70	15.20	15.40	15.75
1916	15.65	15.35	15.65	16.30	16.75	16.50	15.30	13.50	12.30	12.10	11.85	12.05
1917	12.40	12.30	11.90	11.65	12.05	12.30	11.70	11.70	12.00	12.80	14.30	15.45
1918	16.70	17.55	18.00	18.45	17.80	16.80	16.70	17.45	17.95	19.00	20.20	20.65
1919	20.95	21.60	20.45	20.85	24.00	25.70	24.60	23.10	21.70	20.40	20.05	20.80
1920	21.35	22.65	24.30	25.75	27.60	28.45	27.45	27.40	26.00	23.70	22.60	23.70
1921	22.75	20.35	16.70	17.60	16.55	17.30	18.65	18.40	18.85	18.45	18.15	17.60
1922	17.00	17.88	17.68	17.85	18.48	18.80	17.25	15.05	13.60	13.05	13.70	14.05
1923	14.30	14.30	14.30	14.65	14.60	15.00	15.25	15.15	15.45	15.80	16.10	16.00
1924	16.90	16.00	16.00	16.20	16.30	16.80	16.60	15.00	14.30	14.30	13.60	13.80
1925	13.00	13.40	12.60	12.40	12.00	12.00	12.30	13.20	13.10	13.60	13.50	14.30

ALFALFA HAY

[Dollars per ton]

1914									14.70	15.50	15.80	
1915	15.00	14.70	15.80	15.30	16.00	16.00	15.70	16.30	14.50	14.00	15.90	15.90
1916	14.00	15.10	15.60	16.00	16.00	16.00	14.60	11.70	10.80	11.10	11.90	11.90
1917	12.60	13.00	13.70	14.40	14.10	14.80	13.80	13.40	14.80	14.20	23.50	20.00
1918	21.90	21.80	23.00	20.70	19.80	18.80	18.00	19.10	21.00	24.20	25.10	24.20
1919	24.00	22.10	23.00	26.70	27.60	30.40	25.30	24.80	24.60	23.40	25.00	24.30
1920	26.30	26.30	28.50	29.60	29.40	30.80	28.20	27.20	28.50	25.00	26.60	27.00
1921	23.00	22.00	17.30	15.50	16.00	16.00	15.50	17.50	18.20	17.80	18.60	17.00
1922	17.00	16.60	16.00	16.00	17.50	17.70	16.20	13.00	13.00	14.70	13.20	16.00
1923	14.70	14.40	14.30	14.80	14.60	14.20	14.70	13.70	15.00	15.00	17.00	17.50
1924	19.00	18.50	19.00	18.50	18.00	17.90	17.70	15.80	15.90	16.00	15.60	15.00
1925	15.30	16.00	15.00	13.50	13.70	12.70	14.70	13.80	15.30	16.60	16.50	18.10

CLOVER HAY

[Dollars per ton]

1914										13.50	13.00	13.20
1915	13.20	13.20	13.00	13.10	14.00	14.00	14.30	13.00	13.10	12.70	13.20	13.10
1916	13.40	13.30	14.30	13.90	15.00	15.10	12.90	10.30	9.75	10.00	9.80	10.00
1917	10.60	10.50	10.60	10.70	11.10	11.70	11.00	10.00	10.60	11.50	13.20	15.20
1918	15.60	16.50	17.70	16.30	15.80	15.60	14.80	15.80	16.80	17.80	18.00	18.20
1919	18.30	17.80	17.60	20.60	23.00	27.80	22.10	19.80	19.10	19.80	18.00	19.20
1920	20.60	22.20	25.50	25.25	27.40	25.60	25.10	22.50	23.60	21.00	20.30	20.60
1921	10.00	18.00	15.80	15.10	14.40	14.70	15.70	16.50	17.20	15.80	15.90	16.10
1922	10.00	15.60	16.00	16.70	16.50	17.20	15.60	12.70	12.30	13.70	12.90	12.20
1923	12.50	12.60	12.80	12.20	12.10	12.60	13.00	12.00	13.00	14.00	14.00	15.30
1924	15.10	15.00	15.20	14.80	14.90	15.60	15.00	14.20	13.80	13.50	12.60	12.80
1925	12.30	12.30	11.10	11.00	9.70	10.60	10.80	11.70	12.20	12.70	12.70	13.20

TABLE 43.—New York: Monthly farm price—Continued

TIMOTHY HAY

[Dollars per ton]

Year	Jan.	Feb.	Mar.	Apr.	May	June	July	Aug.	Sept.	Oct.	Nov.	Dec.
1914										16.50	15.70	16.00
1915	16.00	16.00	15.50	15.70	16.70	17.00	16.00	16.80	16.50	16.00	17.10	16.40
1916	18.90	17.00	17.90	18.20	18.80	19.40	16.80	15.10	12.45	12.20	12.60	12.60
1917	12.90	13.20	13.00	13.00	13.40	13.60	13.40	12.50	12.60	14.00	15.20	17.80
1918	18.50	20.20	20.80	20.00	20.00	18.60	18.50	18.70	19.60	21.00	22.00	21.50
1919	21.50	21.00	20.80	23.40	26.70	30.50	26.10	23.30	22.40	21.80	21.40	22.50
1920	22.90	24.00	23.00	23.30	30.10	30.00	28.00	25.90	26.70	23.70	21.30	24.50
1921	23.00	22.00	18.70	17.60	17.60	17.50	18.70	19.30	20.60	19.10	19.10	18.40
1922	18.50	17.80	18.50	19.00	21.60	20.10	18.30	15.70	14.90	15.20	15.20	15.30
1923	15.70	15.10	15.80	15.20	15.30	15.70	15.40	14.30	15.00	15.40	16.70	17.40
1924	18.00	17.50	17.30	16.80	17.90	17.80	17.50	16.40	15.60	16.00	14.80	15.50
1925	15.10	14.59	13.30	13.00	12.30	11.80	13.30	14.30	14.30	15.20	14.90	15.60

MAPLE SUGAR

[Cents per pound]

Year	Feb.	Mar.	Apr.	May	June	Year	Feb.	Mar.	Apr.	May	June
1912		11.0	12.0	12.0	12.0	1919	20.5	23.0	25.0	26.0	26.0
1913	11.9	12.5	13.1	13.1	11.6	1920	27.0	29.0	37.0	37.0	37.0
1914		12.0	13.0	13.0	12.8	1921	28.0	25.0	27.0	22.0	23.0
1915	12.1	13.0	13.1	13.0	12.2	1922	21.5	22.0	23.0	22.0	23.0
1916	13.0	13.6	14.1	14.6	14.3	1923	22.0	18.0	27.0	27.0	25.0
1917	14.0	15.0	16.5	16.5	15.8	1924	26.0	26.0	26.0	27.0	24.0
1918	17.8	20.0	22.0	22.0	21.0	1925	24.0	27.0	28.0	28.8	25.4

MAPLE SIRUP

[Dollars per gallon]

Year	Feb.	Mar.	Apr.	May	June	Year	Feb.	Mar.	Apr.	May	June
1912		1.01	1.01	1.01	1.00	1919	1.75	1.60	2.00	2.00	1.90
1913	1.02	1.03	1.06	1.08	1.00	1920	2.30	2.45	2.90	2.90	2.90
1914		1.05	1.00	1.05	1.00	1921	2.15	2.10	2.15	1.91	1.90
1915	1.00	1.02	1.06	1.04	1.02	1922	1.75	1.85	1.85	1.75	1.80
1916	1.07	1.06	1.11	1.12	1.10	1923	1.69	1.76	1.98	2.00	1.91
1917	1.15	1.25	1.30	1.30	1.30	1924	1.63	2.00	2.00	2.00	1.85
1918	1.30	1.60	1.75	1.75	1.70	1925	1.97	1.98	2.01	1.99	1.93

BEEF CATTLE

[Dollars per 100 pounds]

Year	Jan.	Feb.	Mar.	Apr.	May	June	July	Aug.	Sept.	Oct.	Nov.	Dec.
1910	5.50	5.10	4.70	6.20	5.80	5.90	5.70	5.90	5.70	5.60	5.80	5.80
1911	5.00	5.00	4.60	5.00	4.00	4.30	4.50	4.20	4.60	5.00	4.50	4.70
1912	4.60	4.70	4.80	4.60	5.50	5.50	5.10	5.30	5.00	5.40	5.00	4.70
1913	5.00	5.30	5.40	5.60	6.00	5.80	5.80	6.30	5.90	6.00	5.90	6.00
1914	6.20	6.30	6.20	5.40	6.00	6.00	6.30	6.50	7.10	6.60	6.10	6.10
1915	6.20	6.20	5.70	5.40	5.90	6.00	6.00	5.60	5.60	5.70	6.60	5.50
1916	5.80	5.40	6.00	6.20	6.00	6.80	6.70	6.60	6.60	6.20	6.30	6.30
1917	6.60	7.00	7.50	8.20	8.20	8.30	8.30	7.60	8.70	8.80	7.60	7.80
1918	8.00	8.40	8.20	8.60	8.80	8.80	9.80	9.60	9.10	9.30	8.50	9.10
1919	9.00	9.10	9.10	9.70	10.30	9.00	10.00	9.20	8.90	8.00	7.70	8.40
1920	8.50	9.10	8.50	8.80	8.30	8.20	8.20	8.10	8.60	7.40	7.90	7.20
1921	6.00	6.70	6.40	5.70	6.00	5.80	5.40	5.10	4.60	4.80	4.50	4.60
1922	4.60	5.10	5.20	5.20	5.50	5.60	5.20	5.10	5.60	5.40	5.10	5.10
1923	5.30	5.50	5.20	5.40	5.00	5.20	5.80	6.10	5.70	5.20	5.40	5.20
1924	5.00	5.30	5.60	5.80	5.70	5.60	5.40	5.30	5.70	5.70	5.20	5.30
1925	5.40	5.70	5.50	6.00	6.30	6.90	6.40	6.20	5.80	5.90	5.80	5.90

TABLE 43.—New York: Monthly farm price—Continued

## VEAL CALVES

[Dollars per 100 pounds]

Year	Jan.	Feb.	Mar.	Apr.	May	June	July	Aug.	Sept.	Oct.	Nov.	Dec.
1910	7.30	7.60	7.60	8.00	7.10	7.70	7.70	7.90	8.20	8.00	8.40	7.90
1911	8.50	7.90	8.00	8.50	6.20	6.50	6.70	7.40	7.40	8.00	7.70	7.70
1912	7.60	7.60	7.50	7.60	6.90	7.40	7.70	7.90	8.20	8.40	8.50	8.60
1913	8.90	9.00	9.00	8.60	8.20	9.00	9.20	9.30	9.70	9.90	9.70	9.70
1914	10.00	9.90	9.60	8.60	8.40	8.90	9.30	9.90	10.00	10.00	9.70	9.90
1915	9.70	9.80	9.30	8.00	8.40	8.40	9.00	9.40	9.60	9.80	9.50	9.60
1916	9.60	9.60	9.70	8.70	8.80	9.50	10.20	10.50	10.80	11.10	10.60	10.90
1917	11.40	12.20	12.10	12.20	11.90	12.40	13.10	13.50	13.90	14.20	13.70	13.60
1918	13.80	14.30	14.30	14.70	13.60	14.00	15.20	15.40	15.10	16.50	15.70	16.10
1919	16.20	15.40	15.70	15.60	14.50	15.20	17.10	18.00	18.40	17.50	16.20	16.80
1920	17.10	17.70	17.50	16.45	15.80	14.20	15.00	15.50	16.10	16.10	14.80	13.40
1921	13.20	12.80	11.70	9.10	9.00	9.30	9.70	9.90	10.00	11.00	10.40	10.60
1922	10.40	10.70	10.20	8.60	8.20	9.00	9.80	10.50	11.20	11.70	11.00	10.90
1923	10.70	11.40	11.10	9.50	9.30	9.70	10.60	10.70	11.00	11.40	11.50	10.90
1924	11.50	11.60	11.30	11.60	10.50	10.00	9.90	10.30	10.50	11.00	10.60	11.40
1925	12.00	11.60	11.50	10.90	9.70	10.10	10.60	11.60	11.70	12.30	12.00	12.20

## MILK COWS

[Dollars per head]

1910	45.60	45.30	35.80	47.60	46.80	51.50	50.00	53.50	51.50	50.00	53.00	53.00
1911	54.30	54.70	56.30	53.10	53.50	50.00	51.30	50.10	49.50	48.80	48.00	48.50
1912	49.80	50.80	52.10	53.40	52.90	55.40	53.00	53.60	52.00	51.30	50.50	55.00
1913	57.20	56.90	63.50	63.00	62.90	61.40	62.30	60.80	64.00	63.20	62.80	60.00
1914	62.00	64.00	65.00	65.70	62.50	66.00	65.00	65.40	65.50	66.40	67.30	64.80
1915	67.00	67.20	65.00	64.50	66.90	65.50	65.00	64.60	68.10	67.40	65.20	64.70
1916	64.30	62.40	65.80	65.10	66.00	68.60	68.40	70.00	67.10	70.30	70.50	70.00
1917	71.50	74.90	77.70	82.10	83.50	83.80	85.40	86.60	87.10	92.00	90.20	85.50
1918	87.80	91.90	93.40	94.30	95.60	91.00	96.60	96.50	95.40	95.80	91.60	91.70
1919	97.50	95.30	100.00	103.80	111.30	116.30	117.20	117.70	119.00	116.80	115.70	119.30
1920	118.40	128.90	131.40	107.90	106.80	106.50	104.50	112.10	109.00	99.00	80.00	90.00
1921	80.00	75.00	75.00	80.00	74.00	75.00	67.00	65.00	65.00	65.00	61.00	60.00
1922	71.00	68.00	70.00	66.00	68.00	64.00	65.00	65.00	65.00	70.00	66.00	68.00
1923	68.00	67.30	69.50	73.00	73.00	74.50	77.00	74.00	80.00	75.00	74.00	70.00
1924	70.00	68.50	67.00	67.00	68.00	68.00	67.00	68.00	68.00	70.00	68.00	66.00
1925	70.00	68.00	69.10	73.00	77.30	77.00	80.70	77.90	83.90	80.40	83.10	81.70

## MILK, WHOLESALE

[Cents per gallon]

1910	18	19	15	16	14	16	14	16	17	18	17	18
1911	17	17	16	14	14	13	13	14	15	15	16	16
1912	16	17	17	15	14	12	14	16	15	16	16	16
1913	16	16	16	16	15	15	14	15	15	16	16	16
1914												18
1915	17	17	17	16	16	15	14	15	15	16	17	17
1916	17	16	16	15	15	14	13	15	16	15	19	20
1917	20	20	20	20	20	20	20	22	23	27	28	28
1918	30	29	29	25	23	21	22	24	24	30	31	32
1919	33	32	30	28	28	26	28	30	31	31	31	33
1920	33	32	31	28	29	27	28	30	31	34	31	30
1921	29	27	25	23	23	24	21	23	24	24	24	24
1922	24	24	21	19	18	18	19	20	22	23	24	24
1923	27	26	26	25	25	22	24	23				24

[Dollars per 100 pounds]

1923												
1924	2.40	2.30	2.30	2.20	2.10	2.60	2.60	1.60	2.57	2.61	2.87	2.57
1925	2.48	2.50	2.60	2.43	2.26	2.14	2.02	2.13	2.00	2.40	2.48	2.45

TABLE 43.—New York: Monthly farm price—Continued

FLUID MILK<sup>1</sup>  
[Dollars per 100 pounds]

Year	Jan.	Feb.	Mar.	Apr.	May	June	July	Aug.	Sept.	Oct.	Nov.	Dec.
1907 <sup>3</sup>	1.56	1.46	1.31	1.31	1.06	.86	1.01	1.11	1.31	1.56	1.76	1.76
1908	1.725	1.725	1.525	1.325	1.025	.825	.975	1.075	1.275	1.425	1.625	1.625
1909	1.625	1.625	1.425	1.225	.975	.775	.925	1.075	1.225	1.425	1.725	1.775
1910	1.775	1.725	1.525	1.325	1.025	.825	1.025	1.475	1.675	1.725	1.775	1.825
1911	1.825	1.775	1.575	1.225	.975	.825	1.025	1.275	1.425	1.575	1.725	1.725
1912	1.675	1.625	1.475	1.225	.975	.925	1.025	1.325	1.475	1.525	1.625	1.625
1913	1.575	1.475	1.420	1.295	1.045	.895	1.155	1.275	1.435	1.535	1.675	1.625
1914	1.575	1.475	1.425	1.125	.875	.825	.975	1.125	1.225	1.325	1.625	1.625
1915	1.575	1.475	1.425	1.21	.96	.90	1.11	1.22	1.31	1.60	1.70	1.70
191	1.60	.55	1.50	1.31	1.06	1.00	1.16	1.32	1.41	2.05	2.15	2.15
18 <sup>7</sup>	2.10	2.05	2.00	1.95	1.90	1.80	2.00	2.45	2.45	3.10	3.34	3.10
1918 <sup>5</sup>	3.52	3.34	3.22	2.50	2.46	1.90	2.25	2.70	2.90	3.57	3.81	4.66
1919	4.01	3.54	3.31	2.80	3.06	2.89	3.01	3.13	3.21	3.11	3.33	3.68
1920	3.60	3.48	3.36	2.55	2.55	2.83	2.05	3.35	3.65	3.65	3.65	3.18
1921 <sup>6</sup>	3.18	2.58	2.10	2.10	2.30	1.95	2.20	2.90	2.90	3.37	3.37	3.37
1922	3.10	2.995	2.18	2.05	1.75	1.75	2.22	2.69	2.90	2.90	2.90	3.37
1923	3.14	2.90	2.80	2.80	2.33	2.33	2.93	2.58	2.94	3.12	3.04	2.90
1924	2.41	2.33	3.33	3.33	1.86	1.86	1.86	2.30	2.60	2.60	3.07	3.07
1925	3.07	3.07	2.93	2.80	2.60	2.33	2.50	2.80	2.80	2.80	2.80	2.80

BUTTER

[Cents per pound]

1909	29	29	28	27	26	26	26	28	30	32	32
1910	32	31	30	30	30	28	28	29	30	32	32
1911	30	28	25	25	24	24	25	27	28	30	32
1912	34	34	32	31	30	28	28	30	30	31	34
1913	34	34	34	34	32	30	30	30	32	34	34
1914	34	32	30	28	28	27	28	30	32	32	34
1915	34	34	32	30	30	30	30	29	29	30	32
1916	32	32	32	33	33	31	30	31	33	35	38
1917	39	40	41	42	42	41	40	42	45	47	48
1918	49	50	48	46	46	46	46	48	52	57	59
1919	62	56	54	60	60	59	58	58	60	62	60
1920	68	60	65	66	66	62	62	62	62	62	61
1921	57	57	53	48	42	35	38	44	46	48	48
1922	45	41	40	40	40	40	38	38	40	43	46
1923	50	50	50	50	48	46	44	45	48	50	52
1924	53	52	51	40	43	43	43	44	45	44	46
1925	46	45	45	46	46	45	46	46	46	51	53

BUTTERFAT

[Cents per pound]

1923	53	50	49	46	42	36	42	42	48	50	53	52
1924	51	50	50	43	40	40	39	35	39	44	41	45
1925	46	44	45	44	44	42	44	44	45	51	51	51

HOGS

[Dollars per 100 pounds]

1910	8.70	8.50	9.10	10.00	9.20	8.80	8.70	8.76	8.40	8.60	8.30	7.70
1911	7.60	7.50	7.40	6.30	6.00	5.70	5.90	6.20	6.70	6.50	6.00	5.00
1912	7.30	6.00	5.60	6.50	5.70	6.80	6.70	7.10	7.50	8.00	7.30	7.40
1913	7.30	7.50	8.00	8.20	8.00	7.90	8.10	8.20	8.50	8.40	7.80	8.10
1914	7.90	8.20	8.40	8.00	8.00	7.80	8.00	8.70	8.60	8.10	7.80	7.60
1915	7.70	7.30	6.90	6.80	6.80	7.00	7.10	7.00	7.00	7.50	7.30	6.60
1916	6.60	7.10	8.00	8.20	8.20	8.50	8.50	8.60	9.30	9.40	9.20	9.20
1917	9.80	10.00	12.40	13.40	13.80	13.70	14.00	14.10	16.00	17.00	16.20	15.90
1918	16.20	16.00	15.70	16.00	15.80	16.00	16.00	17.00	17.40	17.30	16.90	16.40
1919	16.20	17.00	16.00	17.00	17.40	17.40	17.80	18.80	19.00	17.20	15.20	13.20
1920	14.00	15.00	14.00	14.65	11.20	13.70	14.10	14.00	15.10	14.70	12.50	11.00
1921	10.50	10.50	10.10	9.50	8.50	7.80	8.10	9.10	8.40	8.30	7.70	7.30
1922	7.00	8.30	9.20	9.50	9.40	6.40	9.60	9.60	9.00	9.30	9.10	9.00
1923	9.00	9.40	8.70	8.50	8.00	7.60	7.70	7.80	8.20	8.60	8.50	8.20
1924	7.50	7.60	8.00	8.00	7.60	7.70	7.70	8.80	8.80	9.60	9.50	10.00
1925	10.20	10.50	11.30	12.60	11.90	12.10	12.30	12.00	12.20	12.00	11.80	12.00

<sup>1</sup> Three percent milk established for the 201 to 210 mile zone.

<sup>2</sup> Borden's prices to and including September, 1916.

<sup>3</sup> Dairymen's League (Inc.), prices October, 1916, to April, 1921, inclusive.

<sup>4</sup> Authority: Set by Federal Trade Commission, January, 1918, to July, 1918, inclusive.

<sup>5</sup> Dairymen's League Cooperative Association (Inc.), 1921, forward.

TABLE 43.—New York: Monthly farm price—Continued

Year	SHEEP											
	Jan.	Feb.	Mar.	Apr.	May	June	July	Aug.	Sept.	Oct.	Nov.	Dec.
1910	5.00	5.20	4.50	5.00	4.80	4.90	4.30	5.00	4.50	4.20	4.00	5.30
1911	4.10	3.90	4.10	3.60	3.50	3.50	3.70	3.70	3.80	3.10	3.30	3.20
1912	3.20	3.50	3.70	4.20	4.50	3.90	4.20	4.00	3.30	4.00	3.60	4.00
1913	4.40	4.00	4.60	4.80	4.40	4.40	4.10	4.30	4.10	3.90	4.10	4.40
1914	4.20	4.60	4.50	4.30	4.10	4.50	4.60	4.50	4.70	4.80	4.50	4.80
1915	4.50	4.50	4.70	4.70	5.10	5.00	4.70	4.60	5.00	4.60	4.70	4.90
1916	4.60	5.20	5.90	5.30	5.60	6.00	5.80	5.80	5.70	4.80	4.70	5.10
1917	6.70	7.90	8.30	8.40	8.20	8.00	8.70	8.10	9.50	10.00	9.60	9.10
1918	9.60	9.70	10.00	10.00	10.20	10.70	10.60	10.00	9.80	9.40	9.40	8.70
1919	9.30	9.20	9.70	10.20	10.20	9.50	9.60	9.10	8.60	7.90	7.50	7.60
1920	8.80	10.00	9.30	9.80	9.20	8.80	8.20	8.10	7.20	6.00	6.60	5.90
1921	5.40	5.20	5.40	5.10	5.00	5.00	4.70	4.00	4.00	3.60	3.50	3.90
1922	3.90	4.40	5.60	5.00	5.20	5.90	4.00	4.50	4.60	5.10	5.20	5.40
1923	5.60	6.00	5.20	6.00	5.70	5.20	5.80	5.20	5.00	5.40	5.60	6.00
1924	5.00	5.60	6.00	6.50	6.20	6.00	5.60	5.30	5.70	5.70	5.30	5.65
1925	6.60	7.00	6.50	6.20	5.90	6.20	6.10	5.80	6.00	6.20	6.60	6.40

LAMBS  
[Dollars per 100 pounds]

1910	7.70	7.50	7.80	8.60	7.40	7.40	7.00	6.60	6.20	6.20	6.00	6.00
1911	5.70	5.10	5.80	5.70	5.60	5.50	5.60	5.50	5.20	5.10	5.10	5.00
1912	5.20	5.50	5.70	6.40	6.60	6.70	6.40	6.20	6.00	5.70	5.80	6.00
1913	6.60	7.20	7.10	6.80	6.60	6.60	7.00	6.30	6.30	6.00	6.20	6.50
1914	6.90	6.70	6.70	7.00	6.80	7.00	7.10	6.90	7.00	7.00	7.00	7.30
1915	6.80	7.10	7.20	7.40	7.50	7.60	7.60	7.20	7.30	7.40	7.10	7.50
1916	7.60	8.20	8.90	8.50	8.40	8.00	8.70	8.80	8.90	9.50	9.20	9.80
1917	10.60	11.70	11.80	12.60	12.30	12.60	13.20	12.50	14.00	14.80	14.00	14.60
1918	14.90	15.30	15.00	15.50	15.00	16.20	15.60	15.30	15.00	15.00	14.20	13.40
1919	14.90	14.20	15.40	15.40	15.00	14.70	15.20	14.60	13.90	13.00	11.80	12.90
1920	14.80	16.10	14.90	15.80	15.40	14.40	15.80	15.30	12.20	11.40	11.30	10.60
1921	9.80	8.70	9.50	9.30	9.30	10.10	10.20	9.50	8.20	7.70	7.30	8.60
1922	9.00	9.70	11.00	11.80	11.30	11.00	10.90	9.60	10.50	11.20	11.10	11.50
1923	11.90	12.10	11.60	12.20	11.80	12.50	13.30	11.00	11.00	11.30	11.10	11.10
1924	11.30	11.80	12.20	13.00	12.50	12.70	12.40	11.40	11.40	11.20	11.10	11.90
1925	14.00	13.60	14.00	13.40	12.40	12.60	12.50	11.90	12.30	12.40	12.40	12.90

WOOL (UNWASHED)  
[Cents per pound]

1910	31	30	29	28	24	24	22	22	23	22	22	23
1911	21	22	19	18	17	17	18	18	19	20	22	18
1912	19	18	19	20	21	22	22	22	23	23	22	23
1913	22	22	22	20	18	18	18	18	19	19	19	19
1914	18	18	18	19	19	20	21	20	21	22	22	22
1915	22	23	25	26	25	28	29	30	29	28	29	29
1916	29	30	30	32	33	33	35	34	34	35	35	45
1917	37	38	39	45	46	51	51	51	51	54	65	65
1918	66	65	66	67	66	64	66	68	67	66	66	67
1919	61	61	61	53	53	55	59	59	60	60	57	57
1920	59	59	58	51	55	45	34	29	28	27	26	25
1921	24	24	21	19	18	18	18	18	19	19	19	20
1922	20	22	25	27	29	32	33	34	34	33	35	35
1923	31	36	38	41	43	45	45	44	41	43	44	42
1924	41	41	42	43	43	41	34	34	42	41	41	45
1925	50	51	48	41	40	38	43	43	43	42	43	41

HORSES  
[Dollars per head]

1910	160	167	161	170	153	169	175	174	174	172	160	177
1911	166	175	177	185	181	189	169	184	180	181	171	172
1912	180	181	170	183	187	182	181	184	176	171	176	182
1913	193	175	187	198	193	186	179	176	185	176	180	175
1914	176	178	177	179	175	175	171	172	172	175	170	175
1915	175	179	180	177	177	171	173	175	174	170	163	165
1916	173	169	172	172	177	173	175	171	170	172	163	164
1917	194	168	172	175	174	170	171	174	165	165	162	169
1918	191	166	179	179	179	175	172	173	165	168	155	153
1919	157	160	161	171	170	170	172	161	157	157	154	156
1920	155	164	166	168	170	168	167	158	160	156	131	155
1921	145	145	150	160	148	147	142	141	141	125	118	121
1922	131	138	138	137	134	131	131	131	125	127	125	120
1923	128	132	132	130	135	130	125	130	133	130	127	120
1924	120	120	122	120	120	115	117	120	119	116	112	111
1925	110	115	114	118	121	115	128	123	122	123	110	115

TABLE 43.—New York: Monthly farm price—Continued

CHICKENS

[Cents per pound]

Year	Jan.	Feb.	Mar.	Apr.	May	June	July	Aug.	Sept.	Oct.	Nov.	Dec.
1909		12.6	12.5	13.0	14.0	14.0	14.0	14.0	14.0	14.0	13.5	13.3
1910	13.6	14.0	14.6	14.8	15.4	15.9	15.9	16.0	15.4	14.9	14.1	13.4
1911	13.5	13.6	13.9	14.4	14.4	14.4	14.9	15.0	14.5	13.6	12.8	12.2
1912	12.8	13.4	13.8	14.2	14.4	14.6	14.8	15.0	14.7	14.2	13.5	13.8
1913	14.4	14.6	14.6	15.0	15.2	15.3	15.6	16.2	14.9	14.4	14.3	13.6
1914	14.1	14.4	15.3	15.2	15.9	16.5	16.0	15.5	15.2	15.1	13.6	13.2
1915	14.6	14.4	14.9	15.0	15.0	15.0	16.0	15.1	15.0	14.3	14.0	15.0
1916	14.4	15.2	15.9	16.2	17.1	17.0	17.8	18.8	17.1	17.4	17.0	16.5
1917	17.4	18.4	19.4	21.0	21.0	22.0	21.0	21.0	21.4	22.0	21.5	21.0
1918	21.0	24.0	25.0	25.1	26.5	28.0	29.0	28.0	29.0	28.0	27.7	26.7
1919	28.5	28.1	28.7	30.0	33.0	33.0	34.0	34.0	32.0	30.0	27.0	27.0
1920	28.3	31.0	33.2	34.0	33.5	34.6	34.5	34.7	34.0	31.0	29.0	28.0
1921	28.0	30.0	31.0	28.0	30.5	30.0	32.0	29.0	28.0	27.0	24.0	24.0
1922	25.0	27.0	27.0	27.0	27.0	29.0	27.6	26.0	26.0	26.0	23.0	23.0
1923	22.7	25.9	25.0	26.0	26.0	27.3	26.0	26.0	27.0	24.0	22.0	22.0
1924	23.0	23.0	24.0	24.2	25.0	25.0	25.0	24.0	23.0	24.0	21.8	22.8
1925	24.3	24.0	25.1	25.4	26.0	26.1	26.9	25.6	24.5	21.7	23.7	23.5

TURKEYS

[Cents per pound]

Year	Jan.	Oct.	Nov.	Dec.	Year	Jan.	Oct.	Nov.	Dec.
1912		17.7	18.6	19.3	1919	37.2	38.0	38.0	41.0
1913	39.1	19.2	20.0	21.0	1920	43.2	39.0	39.0	46.0
1914	21.0	19.0	19.6	20.7	1921	46.0	38.0	35.0	45.0
1915	21.0	18.2	21.0	21.0	1922	43.0	44.0	41.0	47.0
1916	22.1	21.0	21.0	26.0	1923	43.5	35.0	44.0	43.0
1917	25.0	26.8	28.0	30.5	1924	37.0	36.0	31.0	38.0
1918	30.1	31.5	37.3	36.5	1925	42.1	34.0	41.2	47.3

EGGS

[Cents per dozen]

Year	Jan.	Feb.	Mar.	Apr.	May	June	July	Aug.	Sept.	Oct.	Nov.	Dec.
1909		28	27	20	21	22	24	26	28	31	36	38
1910	37	32	25	21	21	22	24	26	28	31	36	40
1911	40	26	21	18	18	18	21	21	26	30	36	38
1912	36	33	26	20	20	20	22	26	28	32	38	38
1913	32	26	22	18	16	20	22	26	30	32	38	42
1914	37	32	29	20	20	22	23	26	30	33	39	43
1915	39	29	21	21	20	21	22	24	28	31	40	41
1916	37	28	25	21	22	23	25	31	35	40	47	49
1917	47	44	32	32	35	36	36	42	46	50	51	56
1918	59	55	39	37	36	38	45	48	53	57	65	72
1919	65	47	42	41	41	47	51	57	58	64	73	83
1920	74	64	53	45	44	46	46	49	58	61	69	72
1921	68	45	36	26	27	29	32	33	46	54	64	69
1922	45	42	27	25	26	27	32	33	37	31	54	64
1923	50	42	28	27	27	28	29	33	39	47	63	64
1924	44	43	30	23	23	25	28	25	41	50	62	63
1925	57	48	31	28	28	31	37	40	41	50	64	61

TABLE 44.—New York: December 1 farm price of crops, 1866-1925<sup>1</sup>

Year	Wheat	Corn	Oats	Barley	Rye	Buck- wheat	Pota- toes	Tame hay	Wild hay	Tobac- co
	Cts. per bu.	Cts. per bu.	Cts. per bu.	Cts. per bu.	Cts. per bu.	Cts. per bu.	Cts. per bu.	Dolls. per ton	Dolls. per ton	Cts. per lb.
1866	186	81	42	74	84	64	48	11.25		9.4
1867	189	95	54	105	107	74	64	12.31		10.0
1868	155	83	55	132	102	75	67	11.16		9.3
1869	169	82	44	78	83	68	40	10.03		11.1
1870	127	78	52	76	87	73	58	15.45		18.0
1871	136	73	46	70	79	70	73	17.46		11.3
1872	146	62	39	72	79	74	46	16.47		8.0
1873	147	64	40	101	79	71	50	16.57		10.1
1874	114	84	51	106	83	72	51	11.81		10.1
1875	111	65	38	78	75	58	31	12.21		11.7
1876	120	62	38	76	75	68	73	10.27		9.6
1877	119	58	34	98	70	70	41	9.34		7.7
1878	102	50	29	70	58	50	81	7.40		11.0
1879	190	61	40	72	75	54	36	9.79		12.0
1880	117	57	44	83	85	63	42	15.90		12.0
1881	137	77	48	93	93	82	87	11.55		14.0
1882	110	77	45	80	75	75	61	12.25		12.0
1883	111	73	40	75	72	72	39	10.50		13.0
1884	85	60	35	66	63	66	39	12.50		12.0
1885	96	58	36	71	67	62	45	12.75		10.0
1886	84	56	35	61	59	53	41	10.75		11.5
1887	82	57	37	68	61	62	62	10.76		11.5
1888	110	58	37	70	68	62	38	11.25		12.0
1889	90	49	32	56	55	47	47	9.00		11.0
1890	101	65	50	78	73	58	78	7.75		13.0
1891	100	66	38	65	88	56	37	11.00		17.5
1892	85	60	39	75	70	70	65	11.00		13.0
1893	76	55	39	60	63	60	55	11.33		15.2
1894	62	61	39	56	54	54	48	9.66		8.0
1895	68	45	28	81	48	44	23	13.70		6.8
1896	88	38	26	39	44	37	31	12.01		8.0
1897	90	40	27	42	48	40	67	8.25		
1898	72	43	31	48	50	45	42	5.75		
1899	30	45	33	50	56	50	40	10.45		9.8
1900	77	47	32	51	56	57	45	14.05		8.0
1901	82	48	32	56	62	62	71	10.58		7.0
1902	79	36	35	55	58	59	59	10.53		8.0
1903	81	41	35	55	61	59	56	10.96		8.0
1904	109	61	37	54	73	61	54	10.44		10.0
1905	86	61	37	54	67	59	70	10.38		10.5
1906	82	59	40	55	65	61	49	12.16		13.8
1907	99	67	37	80	81	70	67	15.50		6.0
1908	111	74	42	70	76	75	75	12.25		9.5
1909	96	63	59	66	80	60	50	14.20		8.0
1910	95	67	51	97	74	65	48	13.70		8.5
1911	99	77	42	68	89	73	90	17.96		10.4
1912	93	70	42	68	76	64	58	11.90		12.6
1913	98	82	47	67	75	80	80	15.30		12.2
1914	101	84	51	71	89	81	44	14.60	15.50	12.0
1915	101	78	45	75	89	80	52	15.70	14.00	9.5
1916	108	110	62	101	128	122	158	11.90	11.00	13.0
1917	216	198	62	130	184	160	130	20.46	13.00	22.0
1918	215	175	84	126	172	175	115	20.50	16.00	22.5
1919	166	83	76	136	150	145	118	23.60	18.00	27.0
1920	175	116	67	99	158	148	108	18.00	15.00	19.3
1921	108	67	47	62	99	83	60	14.10	10.00	37.0
1922	118	83	51	73	97	100	95	16.20	11.70	20.0
1923	110	90	55	75	91	96	57	14.50	10.30	22.3
1924	144	117	62	91	113	101	57	14.50	10.30	22.3
1925	152	97	52	77	100	86	215	11.60	10.00	22.0

<sup>1</sup> These prices are issued, by States, in January or February each year and published in supplements to Crops and Markets. They appear for recent years in current issues of the Yearbook. The early years of the series are available elsewhere only in the issues in which they were published at the time.

TABLE 45.—New York: January 1 farm values of livestock per head, 1897-1926

Year	Horses		Mules	Milk cows		Other cattle	Sheep	Hogs	Year	Horses		Mules	Milk cows		Other cattle	Sheep	Hogs
	Dolls.	Dolls.	Dolls.	Dolls.	Dolls.	Dolls.	Dolls.	Dolls.		Dolls.	Dolls.	Dolls.	Dolls.	Dolls.	Dolls.	Dolls.	Dolls.
1897	71.37	75.71	42.51	29.32	3.30	8.02			1897	49.67	55.07	24.20	20.81	2.68	6.61		
1898	65.79	61.72	37.94	28.73	2.34	6.40			1898	55.48	58.25	32.00	23.17	4.01	7.21		
1899	77.27	68.07	50.93	34.32	2.25	8.88			1899	58.04	62.87	33.75	27.49	4.23	6.54		
1900	85.84	117.27	41.61	37.85	2.51	10.62			1900	63.00	69.44	35.20	27.45	4.07	7.06		
1901	122.78	112.22	43.82	38.18	2.54	10.02			1901	72.10	74.96	29.50	15.53	4.00	8.16		
1902	90.78	100.87	30.23	31.20	3.78	6.73			1902	84.90	89.53	32.72	16.92	3.85	9.08		
1903	91.43	115.92	30.30	30.55	3.83	7.41			1903	72.00	88.35	35.28	16.24	3.73	10.87		
1904	86.70	111.98	27.13	26.27	3.05	7.03			1904	93.70	92.39	35.49	18.08	3.84	9.52		
1905	80.41	102.92	33.57	30.42	3.38	8.82			1905	94.22	102.26	31.72	16.19	4.07	8.36		
1906	79.02	86.35	32.92	27.56	3.47	10.00			1906	92.84	108.55	31.50	16.52	5.07	8.25		
1907	79.54	81.26	32.44	27.91	3.32	8.62			1907	111.00	116.00	36.00	18.00	5.06	9.25		
1908	78.57	85.71	31.44	27.53	3.47	8.13			1908	133.00	122.00	33.50	17.00	4.81	8.90		
1909	77.82	83.34	25.87	27.17	3.29	6.02			1909	114.00	127.60	31.25	16.50	4.30	8.50		
1910	76.41	91.81	29.06	26.22	3.27	7.16			1910	125.60	132.00	35.50	18.20	5.00	11.50		
1911	73.64	86.39	26.06	24.13	3.27	7.81			1911	134.00	143.00	48.50	32.20	5.38	11.60		
1912	73.90	87.35	31.47	29.20	3.43	11.35			1912	133.00	150.00	43.50	19.80	5.44	12.60		
1913	91.98	106.77	35.56	31.16	3.08	10.66			1913	137.00	157.00	50.00	22.00	5.00	10.20		
1914	95.48	111.49	39.33	37.34	3.65	9.14			1914	115.00	154.00	57.00	27.20	5.40	14.50		
1915	100.36	111.67	36.00	35.97	3.47	8.56			1915	142.00	152.00	61.00	28.20	5.80	14.30		
1916	94.22	107.33	29.60	32.08	3.06	7.53			1916	130.00	148.00	57.20	26.90	6.20	11.80		
1917	98.59	110.87	31.30	33.16	3.30	7.35			1917	139.00	155.00	66.00	31.00	8.40	14.70		
1918	96.98	106.32	30.50	31.62	3.36	8.15			1918	145.00	159.00	85.00	38.30	13.20	25.60		
1919	97.64	106.27	29.00	31.23	3.42	8.70			1919	139.00	139.00	89.00	41.00	13.66	26.60		
1920	96.20	104.65	28.41	28.12	3.54	7.27			1920	144.00	158.00	107.00	44.50	12.20	22.50		
1921	96.45	106.42	27.21	26.95	3.50	6.55			1921	120.00	141.00	75.00	30.30	7.50	17.50		
1922	96.36	90.30	26.18	26.67	3.50	7.49			1922	118.00	140.00	67.00	25.10	5.80	14.50		
1923	84.26	91.13	26.36	26.57	3.81	8.88			1923	116.00	129.00	63.00	23.20	8.50	15.50		
1924	71.81	178.00	25.78	26.16	2.87	9.02			1924	111.00	109.00	65.00	26.40	9.30	14.70		
1925	88.91	105.19	27.57	24.38	2.85	7.65			1925	107.00	107.60	62.00	27.00	10.70	17.60		
1926	87.77	89.42	23.20	23.12	2.58	6.50			1926	110.00	104.00	80.00	53.10	11.60	19.70		

These prices are issued, by States, in January or February each year and published in supplements to Crops and Markets. Values for recent years appear in current issues of the Yearbook. The early years of the series are available only in the issues in which published at the time, only a few years in any one issue.

TABLE 46.—New York: January 1 farm values of livestock per head, by ages and groups, 1897-1926

Year	Horses		Mules			Cattle			Sheep				
	Under 1 year	1 and over	2 years and over	Under 1 year	1 and over	2 years and over	Under 1 year	1 and over	2 years and over	Under 1 year	Ewes and over	Wethers and over	Rams
	Dolls.	Dolls.	Dolls.	Dolls.	Dolls.	Dolls.	Dolls.	Dolls.	Dolls.	Dolls.	Dolls.	Dolls.	Dolls.
1897	27.17	31.91	82.31	27.73	12.55	84.42	8.67	14.60	31.51	2.48			2.98
1898	26.07	31.61	67.89	23.27	14.91	70.75	8.44	14.38	28.04	2.11			2.32
1899	17.55	26.28	55.01	18.11	27.30	64.85	7.53	13.43	28.04	2.14			2.46
1900	18.21	28.77	77.11	21.50	32.00	50.21	8.47	13.74	24.62	2.31			2.80
1901	22.00	33.99	63.57	21.50	32.20	62.80	10.05	16.10	31.47	3.25			4.20
1902	22.90	34.60	65.30	22.75	34.25	67.94	10.30	17.20	32.29	3.40			4.50
1903	24.80	37.70	72.10	24.50	37.25	75.22	10.70	17.55	34.74	3.25			4.35
1904	24.13	41.06	77.35	26.55	40.75	70.64	9.01	16.24	29.30	3.41			4.20
1905	28.40	47.41	87.76	29.67	48.19	95.50	9.85	17.69	32.62	3.15			4.09
1906	36.30	57.16	92.96	35.78	55.38	93.77	10.80	17.89	26.49	3.25			4.27
1907	37.34	58.62	97.57	35.49	53.35	98.31	10.30	18.59	33.17	3.28			4.54
1908	35.75	52.26	98.43	40.43	63.19	108.50	10.79	17.43	26.50	4.55			5.28
1909	40.00	64.00	107.00	45.00	70.00	115.00	11.00	18.00	29.00	4.50			5.75
1910	42.00	69.00	110.00	45.00	72.00	123.00	12.00	20.00	30.00	4.20			6.50
1911	42.00	70.00	118.00	45.00	73.00	130.00	11.00	17.75	26.50	4.15			6.50
1912	44.60	74.00	129.00	47.00	77.00	137.00	10.60	17.00	25.50	4.80			5.50
1913	46.00	77.00	130.00	51.00	85.00	140.00	11.60	19.50	30.10	4.30			6.10
1914	50.00	78.00	137.00	55.00	86.00	152.00	11.00	21.50	35.00	4.30			6.20
1915	50.00	82.00	138.00	53.00	90.00	160.00	12.40	21.50	31.00	3.90			4.40
1916	51.00	86.00	141.00	53.00	102.00	175.00	13.00	24.00	37.00	4.80			5.00
1917	55.00	91.00	160.00	60.00	105.00	185.00	14.00	30.00	46.00	4.30			5.40
1918	57.00	92.00	165.00	64.00	100.00	162.00	18.00	31.00	47.00	5.20			5.80
1919	55.00	87.00	146.00	63.00	106.00	157.00	17.80	29.50	44.00	5.40			6.30
1920	54.00	89.00	149.00	62.00	98.00	167.00	17.40	31.00	52.50	6.20			8.70
1921	56.00	93.00	152.00	61.00	100.00	170.00	21.50	42.00	64.00	10.20			13.90
1922	57.00	87.00	146.00	59.00	98.00	148.00	25.00	45.00	71.00	11.00			14.50
1923	57.00	91.00	148.00	60.00	98.00	158.00	29.00	45.00	85.00	10.00			12.80
1924	59.00	94.00	154.00	59.00	82.00	144.00	21.00	35.00	57.00	7.00			7.50
1925	57.00	77.00	134.00	50.00	81.00	140.00	17.30	30.00	48.00	7.00			7.40
1926	44.00	70.00	138.00	51.00	80.00	140.00	17.80	29.40	46.00	7.00			5.50
1927	44.00	70.00	138.00	47.00	75.00	148.00	18.50	31.00	47.00	8.30			8.45
1928	42.00	68.00	109.00	49.00	75.00	147.00	23.00	31.00	48.00	9.50			10.00
1929	45.00	70.00	112.00	47.00	77.00	152.00	23.00	38.00	58.00	10.10			10.10

These prices are issued, by States, in January or February each year and published in supplements to Crops and Markets. They appear for recent years in current issues of the Yearbook. The early years of the series are available only in the issues in which they were published at the time.



TABLE 47.—New York: Value of farm products per unit, by crop-reporting districts, 1924<sup>1</sup>

Item	District									State price, if any reported
	2	3	4	5	6	7	8	9	9A	
Values for 1924:										
Corn, 56 pounds, shelled.....bushel.....	Dolls. 1.12	Dolls. 1.17	Dolls. 1.19	Dolls. 1.19	Dolls. 1.23	Dolls. 1.18	Dolls. 1.23	Dolls. 1.28	Dolls. 1.29	Dolls.
Corn cut for silage.....ton.....	4.96	5.20	4.76	4.40	5.10	4.66	4.90	5.20	5.68	
Winter wheat.....bushel.....	1.51	1.60	1.50	1.58	1.69	1.55	1.59	1.66	1.63	
Spring wheat.....do.....	1.61	1.61	1.48	1.61	1.65	1.55	1.60	1.65	1.75	
Oats.....do.....	.63	.67	.57	.53	.67	.58	.61	.67	.68	
Barley.....do.....	1.02	1.10	.94	.97	.99	1.00	.98	.94	1.00	
Rye.....do.....	1.12	1.20	1.17	1.25	1.18	1.14	1.26	1.23	1.37	
Buckwheat.....do.....	1.17	1.18	1.06	1.08	1.05	1.05	1.00	1.16	1.10	
Sorghums for grain.....do.....										1.20
Soy beans, shelled.....do.....										3.00
Tobacco.....pound.....				.16		.18	.15			
Potatoes.....bushel.....	.50	.53	.41	.49	.70	.44	.43	.91	.83	
Apples.....do.....	1.40	1.25	1.00	1.05	1.16	.90	.90	1.10	1.40	
Peaches.....do.....	2.00	2.00	1.52	1.60	1.90	1.85	1.80	1.75	1.70	
Hay, all kinds.....ton.....	11.60	14.30	12.50	11.70	13.50	11.30	10.60	15.80	22.50	
Firewood, cut on farm, 4 by 4 by 8 feet.....cord.....	0.40	7.40	9.50	8.50	8.30	9.00	7.60	7.60	10.10	
Milk, whole.....gallon.....	.16	.17	.18	.17	.19	.16	.17	.20	.40	
Butterfat.....pound.....	.43	.43	.41	.44	.45	.42	.42	.42	.47	
Cream.....gallon.....	2.15	2.20	1.70	2.00	1.80	1.70	2.00	2.20	3.10	
Wool.....pound.....	.36	.40	.44	.44	.45	.42	.44	.43	.38	
Mohair.....do.....										.45
Eggs sold.....dozen.....	.34	.40	.37	.37	.39	.36	.35	.41	.44	
Chickens raised.....head.....	.92	.93	1.01	.99	1.11	.92	1.00	1.15	1.18	
Values for Jan. 1, 1925:										
Chickens.....do.....	1.07	1.21	1.27	1.29	1.45	1.14	1.23	1.47	1.41	
Turkeys.....do.....	4.89	5.00	4.34	4.13	3.75	4.24	4.34	4.75	4.80	
Horses and colts under 2 years.....do.....	59.00	59.00	57.00	56.00	58.00	55.00	53.00	62.00	70.00	
Horses, 2 years and over.....do.....	107.00	107.00	105.00	101.00	106.00	102.00	94.00	112.00	130.00	
Mules and mule colts, under 2 years.....head.....	60.00	60.00	56.00	62.00	63.00	55.00	56.00	55.00	62.00	
Mules, 2 years and over.....do.....	110.00	110.00	95.00	105.00	115.00	101.00	92.00	105.00	130.00	
Beef calves under 1 year.....do.....	15.90	14.90	22.00	17.00	14.40	19.60	18.20	16.30	23.10	
Beef heifers, 1 year and under 2.....do.....	25.80	21.00	33.50	26.50	26.80	31.00	26.50	28.50	33.00	
Beef cows and heifers, 2 years and over.....head.....	36.00	34.00	50.00	41.00	41.00	44.00	40.00	39.00	48.00	
Steers, 1 year and over.....do.....	32.00	30.00	47.00	38.00	38.00	39.00	40.00	45.00	48.00	
Beef bulls, 1 year and over.....do.....	32.00	30.00	48.00	38.00	37.00	40.00	39.00	41.00	44.00	
Dairy bulls, 1 year and over.....do.....	41.70	47.70	51.00	46.00	54.00	50.00	48.50	58.00	70.00	
Dairy calves under 1 year.....do.....	16.30	16.60	21.00	19.00	22.00	18.00	17.60	18.60	25.00	
Dairy heifers, 1 year and under 2.....head.....	29.00	26.00	33.00	32.40	35.00	29.50	28.90	34.00	42.00	
Dairy cows and heifers, 2 years and over.....head.....	52.50	50.00	65.00	62.00	64.50	55.30	56.50	68.40	72.80	
Lambs under 1 year.....do.....	9.10	8.10	10.00	8.70	8.60	10.00	9.00	9.80	10.30	
Ewes, 1 year and over.....do.....	10.10	9.50	13.30	11.00	10.20	11.50	11.30	10.60	12.00	
Rams and wethers, 1 year and over.....head.....	11.00	12.00	15.00	12.00	10.40	11.00	12.00	12.10	12.00	
Goats and kids, all ages.....do.....	9.00	8.00	8.50	7.00	10.00	9.00	11.00	10.00	10.00	
All pigs, 6 months and under.....do.....	8.20	0.40	9.30	0.40	9.00	8.50	8.60	9.20	9.80	
Sows and gilts, 6 months and over.....head.....	21.70	21.20	25.00	23.40	22.40	21.60	22.60	24.20	24.20	
All other hogs, 6 months and over.....head.....	21.00	21.80	21.40	21.00	22.70	20.00	21.00	20.40	22.00	

<sup>1</sup> These values were especially collected for 1924 and Jan. 1, 1925.

TABLE 48.—New York: Wages of hired farm labor, 1866-1926<sup>1</sup>

Year and month	Rates per month		Rates per day		Year and month	Rates per month		Rates per day	
	With board	Without board	With board	Without board		With board	Without board	With board	Without board
	Dollars	Dollars	Dollars	Dollars		Dollars	Dollars	Dollars	Dollars
1866	13.60	20.82	0.87	1.23	1914	25.40	31.70	1.87	1.76
1869	13.68	21.49	.87	1.20	1915	25.40	35.80	1.35	1.77
1874 or 1875	13.45	23.56	.92	1.28	1919	29.40	40.89	1.62	2.05
1877 or 1879	13.11	20.49	.68	.91	1917	35.00	48.00	1.94	2.47
1879 or 1880	15.98	20.80	.74	1.08	1918	40.00	56.50	2.40	3.05
1881 or 1881	13.81	22.13	.76	1.08	1919	43.30	62.50	2.70	3.38
1881 or 1882	15.36	23.63	.83	1.29	1920	54.40	76.20	3.36	4.17
1884 or 1885	16.52	24.00	.93	1.26	1921	40.60	58.50	2.40	3.05
1887 or 1888	16.30	24.13	.90	1.21	1922	36.70	56.50	2.46	3.15
1889 or 1890	16.65	24.45	.90	1.23	1923	43.50	64.00	3.00	3.70
1891 or 1892	16.50	24.53	.90	1.22	1923—Jan	38.00	54.00	2.20	2.85
1893	18.01	26.64	.99	1.27	Apr	45.00	64.00	2.45	3.25
1894	18.07	25.62	.93	1.20	July	58.71	77.95	3.21	4.07
1895	17.82	25.32	.91	1.19	Oct	49.00	66.00	3.25	4.10
1898	17.00	24.26	.94	1.23	1924—Jan	42.50	61.00	2.70	3.60
1899	17.52	24.88	.98	1.26	Apr	48.50	69.00	2.85	3.65
1902	19.65	27.73	1.05	1.35	July	49.00	67.50	2.90	3.75
1906	23.37	32.39	1.25	1.60	Oct	48.00	67.50	3.05	3.75
1909	24.78	33.64	1.28	1.60	1925—Jan	41.25	61.50	2.60	3.40
1910	23.50	35.00	1.28	1.66	Apr	48.00	68.25	2.75	3.60
1911	24.00	35.50	1.30	1.68	July	51.00	69.50	2.65	3.75
1912	24.40	35.00	1.33	1.71	Oct	48.00	66.00	3.05	3.80
1914	26.50	36.20	1.41	1.82	1926—Jan	44.25	64.50	2.70	3.60

<sup>1</sup> Wages of hired farm labor are now published quarterly as collected in Crops and Markets supplements. Revised averages for the United States were published in the April, 1926, Supplement to Crops and Markets, but the State figures have not been heretofore published as an entire series.

TABLE 49.—New York: Farm lands—Value per acre, 1912-1926<sup>1</sup>

Year	All farm lands		Plow lands			Year	All farm lands		Plow lands		
	With improvements	Without improvements	Poor	Good	All		With improvements	Without improvements	Poor	Good	All
	Dollars	Dollars	Dollars	Dollars	Dollars		Dollars	Dollars	Dollars	Dollars	Dollars
1912	65	36				1920	58	58	39	84	64
1913	70	42				1921	84	55	40	84	65
1914	67	40				1922	82	53	39	83	62
1915	65	39				1923	79	50	35	80	59
1916	67	42	34	68	53	1924	74	44	33	75	54
1917	72	46	34	74	55	1925	73	43	32	74	53
1918	70	46	33	75	58	1926	74	45	33	75	54
1919	75	50	38	80	60						

<sup>1</sup> The values of all farm lands have been collected from crop correspondents since 1912 and have been drawn on for various purposes, but not previously published as a series, by States.

The values of plow lands have been published as prepared in supplements to Crops and Markets and its predecessors and in the Yearbooks of the department, a few years at a time. The full series to 1926, by States, is here published for the first time.

TABLE 50.—New Jersey: Monthly farm price<sup>1</sup>

WHEAT  
[Cents per bushel]

Year	Jan.	Feb.	Mar.	Apr.	May	June	July	Aug.	Sept.	Oct.	Nov.	Dec.
1908	86	96	96	98	100	98	97	97	99	101	101	100
1909	100	106	114	121	131	132	126	116	109	108	108	110
1910	114	116	114	113	112	110	108	106	106	103	100	97
1911	86	94	90	89	83	95	83	90	90	91	94	96
1912	86	98	95	102	107	110	108	102	98	98	98	99
1913	98	100	105	98	98	100	100	98	94	94	96	96
1914	96	94	96	99	100	100	95	95	108	111	116	110
1915	120	138	142	144	147	139	123	110	108	104	104	109
1916	113	114	112	112	116	118	109	116	134	149	161	158
1917	160	164	173	212	255	252	224	218	217	218	216	214
1918	210	214	218	212	216	216	216	219	219	218	217	216
1919	216	214	215	224	233	233	228	224	223	222	221	222
1920	229	232	246	240	238	262	260	238	216	204	205	190
1921	177	186	190	174	146	135	128	120	122	116	110	112
1922	110	120	130	136	144	137	122	114	105	104	109	114
1923	117	122	130	131	128	124	111	105	110	110	110	110
1924	112	110	120	120	114	110	115	131	130	140	150	150
1925	178	191	190	170	160	172	140	144	147	134	144	167

BRAN (AS BOUGHT)  
[Dollars per ton]

1910	28.60	29.00	28.00	29.90	29.00	26.90	27.70	26.60	27.20	26.60	26.20	27.80
1911	28.10	28.00	28.20	28.90	29.60	28.40	27.80	27.70	28.30	28.40	28.50	29.60
1912	30.40	31.90	31.90	32.80	31.10	31.20	30.00	29.20	28.00	27.80	28.80	28.30
1913	27.10	25.80	26.00	25.70	26.20	26.10	27.20	27.20	28.50	28.60	27.80	28.30
1914	28.30	28.50	29.00	30.20	30.50	30.30	28.70	30.10	30.30	28.00	28.30	29.50
1915	31.20	31.20	30.00	29.70	29.80	29.40	29.00	30.20	28.90	27.60	27.40	27.90
1916	28.40	28.10	28.40	28.20	28.20	28.20	27.60	28.30	29.20	31.00	34.40	34.20
1917	36.10	38.90	43.20	47.10	43.70	40.00	40.00	34.00	39.00	41.00	43.10	44.00
1918	46.00	47.20	47.60	48.20	48.50	49.10	48.90	42.50	42.00	43.00	44.60	45.00
1919	56.00	56.00	51.00	52.00	51.00	51.00	47.40	51.50	51.09	49.50	49.70	49.80
1920	50.60	53.80	55.90	61.60	64.00	64.80	60.00	61.50	54.00	63.00	47.00	47.00
1921	45.00	40.60	37.00	37.00	33.00	33.00	28.00	30.00	29.00	26.00	25.00	32.00
1922	34.60	34.00	37.00	38.00	39.00	34.00	32.00	30.00	29.00	23.00	34.00	35.00
1923	36.50	36.40	41.30	42.60	44.00	43.00	36.50	35.00	37.00	39.50	37.40	37.50
1924	38.00	38.50	38.00	36.00	34.00	32.60	33.00	36.00	36.00	37.00	37.00	38.00
1925	42.00	41.20	40.40	35.20	38.00	40.20	38.20	38.50	37.50	36.70	37.20	38.00

RYE  
[Cents per bushel]

1908	76	77	78	78	78	76	76	78	80	80	80	81
1909	82	80	80	81	83	85	86	86	82	80	80	79
1910	82	84	84	84	82	82	82	81	80	78	78	76
1911	74	74	71	71	72	74	76	76	77	78	80	84
1912	86	80	86	84	86	88	90	86	82	81	78	79
1913	75	70	70	72	74	74	74	71	70	72	76	76
1914	73	72	74	76	76	74	71	76	84	86	84	84
1915	92	102	100	104	90	93	96	92	88	90	91	92
1917	126	123	132	162	202	204	188	180	182	184	180	172
1918	176	180	190	218	200	176	174	181	184	172	170	172
1919	169	146	152	166	170	164	159	168	176	166	157	152
1920	151	168	166	172	189	204	202	193	198	187	174	168
1921	142	137	132	167	100	116	123	120	109	98	98	102
1922	98	94	96	102	100	96	93	88	87	87	86	89
1923	94	98	100	102	98	90	84	90	84	88	92	90
1924	90	78	77	71	68	74	75	80	85	110	125	115
1925	115	138	123	115	120	100	106	93	90	90	90	99

<sup>1</sup> These prices are the estimated prices of farm products received by producers on the 15th of the month as currently reported in the supplements to Crops and Markets monthly, by States, or in the case of some products for which prior to January, 1924, prices were reported on the 1st of the month, converted to the 15th of the month by averaging the prices reported on the 1st of two successive months. Prices were first collected monthly in 1908, the list being extended from time to time. All the available monthly prices are shown.

TABLE 50.—New Jersey: Monthly farm price—Continued

CORN

[Cents per bushel]

Year	Jan.	Feb.	Mar.	Apr.	May	June	July	Aug.	Sept.	Oct.	Nov.	Dec.
1908	68	69	71	74	77	80	82	86	88	82	72	69
1909	70	71	74	78	82	85	86	80	84	77	72	72
1910	74	76	78	76	76	76	76	77	75	69	62	60
1911	60	59	58	58	60	66	70	72	73	72	70	72
1912	74	75	78	81	86	92	89	87	87	79	71	65
1913	61	62	64	65	67	70	72	78	84	84	79	75
1914	74	74	77	78	80	82	82	87	94	86	78	78
1915	80	80	82	83	84	88	86	90	89	84	78	76
1916	78	82	86	86	86	89	91	92	94	98	100	104
1917	108	112	118	142	166	174	181	196	206	197	178	170
1918	108	172	179	192	193	176	177	188	190	175	156	140
1919	148	146	149	160	172	183	194	205	203	184	162	156
1920	161	170	175	176	189	196	190	198	188	145	102	90
1921	92	89	86	85	85	88	85	79	72	73	68	56
1922	61	68	72	76	70	76	77	78	78	73	70	76
1923	85	89	96	100	101	102	100	98	98	107	104	96
1924	93	96	98	96	98	97	104	129	135	134	130	126
1925	125	146	137	141	128	120	130	135	114	87	88	95

OATS

[Cents per bushel]

1908	55	55	57	60	60	60	60	58	57	56	56	54
1909	54	55	58	60	64	65	62	58	52	50	50	52
1910	54	56	58	56	56	56	54	54	51	46	44	41
1911	38	38	36	37	38	40	44	46	46	44	44	41
1912	54	55	57	60	63	68	68	53	54	46	44	44
1913	40	40	42	42	44	45	45	46	46	46	44	47
1914	46	46	47	48	50	49	49	48	50	54	54	55
1915	56	58	62	64	62	60	60	54	48	44	44	48
1916	50	53	52	51	53	54	51	50	55	60	60	62
1917	62	64	70	80	83	79	81	82	76	72	70	74
1918	82	92	101	104	98	94	88	86	82	84	80	79
1919	76	70	66	72	79	82	84	85	85	87	78	79
1920	85	92	98	114	124	120	104	96	86	78	76	70
1921	84	64	70	70	62	60	56	52	48	46	46	48
1922	48	49	52	56	64	60	50	54	62	49	54	58
1923	62	61	60	60	60	60	58	58	56	54	54	60
1924	51	55	66	60	60	60	70	72	70	68	67	66
1925	67	69	63	60	63	60	55	54	56	54	52	56

BUCKWHEAT

[Cents per bushel]

1908	83	92	86	80	85	95	90	82	84	82	78	73
1909	76	75	76	82	90	93	91	96	92	80	75	73
1910	73	73	74	76	75	76	80	76	77	76	72	67
1911	68	68	64	67	70	72	94	89	82	79	75	75
1912	74	76	82	85	93	105	110	93	74	71	72	72
1913	75	70	78	77	76	90	92	86	80	73	74	80
1914	82	80	78	78	85	86	104	91	79	82	82	84
1915	84	84	84	82	85	94	93	80	76	76	80	82
1916	81	81	81	81	82	82	91	92	87	98	106	107
1917	109	116	118	132	174	210	210	201	175	154	159	160
1918	162	163	150	168	212	214	217	210	190	171	160	168
1919	156	140	120	124	132	132	128				154	142
1920	133	136	151	164	168	185	190	166	162	162	160	155
1921	166	140	125	134	151	170	190	162	148	108	103	105
1922	115	115	105	100	100	100				105	115	114
1923	114				166	105	115	122	120	110	100	85
1924	90				87							120
1925			128	120	129					105	94	95

56 (1927) U.S. DEPARTMENT OF AGRICULTURE, STATISTICAL BULLETIN NO. 100  
PRICES OF FARM PRODUCTS RECEIVED BY PRODUCERS IN NORTH ATLANTIC STATES  
SARLE, G. F., & HARD, C. H. 2 OF 2

TABLE 50.—New Jersey: Monthly farm price—Continued

APPLES

[Dollars per bushel]

Year	Jan.	Feb.	Mar.	Apr.	May	June	July	Aug.	Sept.	Oct.	Nov.	Dec.
1910.....	1.05	1.20	0.92	1.10	0.60	0.75	0.77	0.60	0.66	0.71	0.78	0.18
1911.....	1.00	1.00	1.10	1.69	.....	.....	.....	.69	.69	.55	.50	.70
1912.....	.85	.90	.85	.90	1.00	.....	.72	.70	.60	.63	.74	.70
1913.....	.78	.76	.80	.82	1.20	.....	1.00	.73	.63	.78	.76	1.00
1914.....	1.00	1.20	1.63	1.40	1.30	.....	.80	.80	.55	.50	.50	.60
1915.....	.60	.60	.60	.72	1.17	.....	.75	.55	.50	.64	.70	.85
1916.....	.87	.85	.90	1.00	.88	.60	.95	.89	.71	.74	.95	.95
1917.....	1.15	1.40	1.30	1.45	1.25	.....	1.30	.95	1.05	1.10	1.05	1.10
1918.....	1.40	1.50	1.50	1.50	.....	.....	1.20	1.25	1.40	1.35	1.30	1.35
1919.....	1.74	2.10	2.12	2.30	2.50	.....	1.90	1.60	1.50	1.70	2.00	2.10
1920.....	2.20	2.40	2.40	2.80	.....	.....	1.80	1.30	1.15	.78	1.00	1.15
1921.....	1.10	1.25	1.30	1.30	1.45	1.65	1.55	1.55	1.85	2.10	2.30	2.30
1922.....	2.90	3.00	2.50	3.00	3.00	3.50	1.00	.....	.75	.70	1.00	1.52
1923.....	1.41	1.33	1.50	1.75	.....	.....	.....	1.30	1.09	1.13	1.41	1.52
1924.....	1.50	1.50	1.65	1.60	1.69	.....	.....	.....	1.10	1.25	1.29	1.44
1925.....	1.43	1.66	1.67	1.73	1.83	.....	1.28	1.27	1.30	1.45	1.59	1.81

[Dollars per barrel]

1914.....	.....	.....	.....	.....	.....	.....	.....	1.60	1.55	1.60	1.80	2.00
1915.....	2.00	2.00	2.95	2.60	3.45	.....	2.25	1.60	1.55	2.00	2.05	2.65
1916.....	2.75	2.75	2.55	2.85	3.20	.....	2.60	2.50	2.00	2.50	2.95	3.00
1917.....	3.45	3.90	4.60	3.70	4.00	.....	.....	2.70	3.10	3.40	3.30	4.00
1918.....	4.30	4.60	4.30	5.25	.....	.....	.....	3.00	4.70	3.95	4.20	4.60
1919.....	5.50	7.00	7.10	9.20	.....	.....	.....	4.30	4.30	5.50	5.00	6.40
1920.....	6.60	7.00	7.80	9.00	.....	.....	.....	3.70	3.10	2.25	2.80	3.00
1921.....	3.35	3.95	3.90	3.90	4.38	4.90	4.50	4.75	5.15	6.50	7.00	7.00
1922.....	8.50	8.75	8.25	8.50	8.50	9.00	3.00	2.50	1.90	2.00	3.10	3.70
1923.....	4.90	4.81	4.75	5.38	.....	.....	.....	3.00	2.65	3.83	4.00	4.00
1924.....	3.80	4.50	5.00	5.00	4.60	.....	.....	3.50	3.70	4.00	3.60	4.25
1925.....	4.50	5.50	5.30	5.25	6.75	.....	.....	3.50	3.90	4.10	4.90	5.60

PEACHES

[Dollars per bushel]

Year	July	Aug.	Sept.	Oct.	Year	July	Aug.	Sept.	Oct.
1910.....	.....	1.57	1.28	.....	1918.....	.....	2.00	2.80	2.60
1911.....	.....	2.49	1.75	1.30	1919.....	.....	2.40	2.70	2.60
1912.....	1.50	1.60	1.35	1.69	1920.....	3.50	2.40	2.20	2.47
1913.....	3.00	1.90	1.60	2.60	1921.....	3.40	3.40	3.35	.....
1914.....	.....	1.25	.98	1.10	1922.....	2.15	1.60	1.85	2.00
1915.....	.95	.95	.70	.70	1923.....	.....	2.00	2.09	2.31
1916.....	1.25	1.64	1.60	1.35	1924.....	.....	1.61	1.79	1.68
1917.....	.....	1.80	1.70	1.90	1925.....	2.10	1.97	2.40	2.80

PEARS

[Dollars per bushel]

Year	Aug.	Sept.	Oct.	Nov.	Dec.	Year	Aug.	Sept.	Oct.	Nov.	Dec.
1910.....	.....	0.68	0.55	0.62	.....	1918.....	1.50	1.55	1.10	1.10	.....
1911.....	1.53	1.05	.46	.38	0.74	1919.....	1.70	1.60	1.70	1.40	.....
1912.....	1.10	1.00	.53	.54	.....	1920.....	1.50	1.70	1.30	1.10	0.90
1913.....	1.24	1.13	.86	.65	.70	1921.....	.....	2.35	1.50	.....	.....
1914.....	1.10	1.15	.50	.50	.80	1922.....	1.25	.....	1.20	.30	1.00
1915.....	.71	1.10	.95	.59	.50	1923.....	.....	1.88	2.25	1.00	.....
1916.....	1.17	1.15	.81	.68	.....	1924.....	2.50	1.80	1.30	.80	.....
1917.....	.....	1.50	1.60	.75	.....	1925.....	.....	1.79	1.71	1.55	1.00

TABLE 50.—New Jersey: Monthly farm price—Continued

GRAPES  
[Cents per pound]

Year					Year				
	Aug.	Sept.	Oct.	Nov.		Aug.	Sept.	Oct.	Nov.
1910		4.0	3.7		1918		7.0	4.0	
1911	3.5	3.0	3.0		1919		7.0	7.0	3.0
1912	2.5	3.0	3.0	2.5	1920		6.0	7.0	
1913	3.0	2.8	4.0		1921		10.0		
1914		2.9	2.3		1922			5.0	
1915	5.0	5.2	2.5	3.5	1923		6.7	4.7	
1916		3.2			1924		4.0	5.5	5.4
1917		3.5			1925		7.8	4.0	

CABBAGE  
[Dollars per 100 pounds]

Year	Jan.	Feb.	Mar.	Apr.	May	June	July	Aug.	Sept.	Oct.	Nov.	Dec.
1910	0.80	2.00	1.88	2.00	3.00		2.00	1.50	2.37	1.20	1.50	0.92
1911	.80	1.00	1.28	1.10	1.22	3.75	2.83	1.69	1.43	2.00	.90	1.27
1912		2.00	3.00	3.00	2.75	3.70	2.12	1.15	1.00	.68	.65	.60
1913	.65	.25	.95	.65	.70	2.67	2.10	1.50	1.25	1.10	1.10	1.65
1914	1.35	1.97	1.80	2.17	2.40		2.65	.90	.50	.75	.61	.74
1915		1.30	1.00	2.25	3.35	1.10	1.00	1.12	1.05	.85	.55	.65
1916	.90	.80	1.00	1.25		1.50	1.80	1.50	2.90	2.60	2.25	2.50
1917	3.00	7.00	8.70	8.00	11.50	5.20	2.40	1.20	1.35	2.00	2.05	
1918	3.00	3.40	2.60	5.00	3.30	4.40	2.65	2.25	1.80	1.75	2.20	2.50
1919	2.50	2.25	2.00	3.70	8.60	6.00	2.50	2.10	2.10	2.70	2.50	4.00
1920	4.50	4.50	5.10	4.50		6.20	4.20	2.40	1.00	3.00	1.10	1.45
1921	1.90	1.65	1.35	1.85	3.00	4.50	3.00	3.40	3.75	2.40	2.40	2.75
1922	3.00	3.00	3.00	3.00	3.00	2.10	1.00	1.50	1.50	2.00	1.80	1.80
1923	2.00	2.45	3.00				3.50	3.00	3.50	2.94	2.88	
1924	2.50	3.00	3.80	3.80				3.20	1.89	1.33	1.94	2.00
1925	2.25	2.50	2.75	3.55	2.40	3.25		3.20	2.50	2.28	2.30	2.78

ONIONS  
[Cents per bushel]

1910	84	84	87	94	90		96	97	87	74	79	91
1911	94	90	89	110	200	160	131	99	93	80	90	100
1912	99	110	200	260	225	100	101	85	80	80	63	50
1913	58	45	40	37	83	100	110	85	80	97	100	87
1914	100	110	140	135	150		220	150	95	65	85	80
1915	75	64	65	80	75	100	70	50	60	80	85	95
1916	110	95	100	95	110	100	130	125	115	110	136	160
1917	210	250	450	450	240	200	130	135	120	160	150	100
1918	150	150	90	73	100	140	160	150	150	130	125	130
1919	135	115	160	170	260		260	190	180	180	190	230
1920	250	290	290	310	310	180	160	130	125	125	120	100
1921	160	95	85	75	120	190	125	120	165	180	220	250
1922	275	325	335	450	350	300	160	120	125	100	100	110
1923	122	134	117	135			225	150	192	245	189	171
1924	175	188	180	175	175			165	152	130	121	129
1925	162	133	189	173	330	400		280	153	157	158	179

POTATOES  
[Cents per bushel]

1908	75	73	78	82	83	81	87	90	88	90	90	87
1909	85	58	93	100	103	102	96	84	81	83	82	79
1910	76	77	78	67	60	60	60	62	64	64	64	65
1911	65	62	62	64	72	102	114	100	94	98	104	106
1912	110	114	123	133	132	122	99	69	58	60	62	69
1913	71	70	69	65	72	78	70	70	69	72	70	78
1914	78	85	80	82	83	98	82	67	64	66	64	61
1915	60	60	56	53	57	52	39	34	40	58	72	77
1916	87	98	105	110	111	122	104	89	106	134	158	154
1917	103	240	282	282	285	240	199	150	124	147	153	141
1918	134	121	106	88	80	139	172	172	184	184	174	155
1919	140	130	111	118	154	187	197	178	179	168	166	172
1920	178	202	242	308	433	306	295	159	120	103	114	110
1921	90	77	70	62	62	70	101	164	188	174	155	135
1922	127	124	120	110	115	118	100	78	62	62	68	74
1923	85	88	88	102	114	138	160	160	132	128	138	124
1924	110	130	136	111	115	118	120	88	75	70	65	64
1925	75	90	89	90	81	86	210	215	163	162	247	260

TABLE 50.--New Jersey: Monthly farm price—Continued

SWEET POTATOES

[Cents per bushel]

Year	Jan.	Feb.	Mar.	Apr.	May	June	July	Aug.	Sept.	Oct.	Nov.	Dec.
1910	80	70	75	59	72	50	40	134	74	55	60	65
1911	69	71	90	105	160	100	225	99	73	79	100	100
1912	129	120	130	135	130	119	200	148	90	85	100	100
1913	105	96	118	114	120	90	141	80	63	65	70	70
1914	80	75	75	76	89	89	130	85	70	99	99	97
1915	110	105	118	165	128	175	115	93	81	65	70	70
1916	75	76	85	95	87	88	158	110	99	107	130	130
1917	150	150	180	210	250	300	150	140	160	135	180	180
1918	185	165	150	185	200	200	185	240	180	150	190	190
1919	215	210	270	325	290	300	300	200	180	160	160	160
1920	240	240	260	270	280	320	400	285	240	165	190	190
1921	155	185	200	210	260	260	270	195	135	160	200	200
1922	175	225	225	250	260	300	200	135	130	115	150	150
1923	141	100	100	100	142	250	220	157	160	155	155	155
1924		260	245	235	250	200	225	198	238	155	155	155
1925					250					260	260	260

TOMATOES

[Cents per bushel]

Year	July	Aug.	Sept.	Oct.	Year	July	Aug.	Sept.	Oct.
1912	156	75	47	50	1919	320	190	180	170
1913	250	71	53	49	1920	420	150	65	140
1914	141	60	40	40	1921	400	120	105	115
1915	170	39	46	82	1922	375	100	65	65
1916	200	80	81	85	1923	200	88	163	163
1917		120	130	140	1924	117	114	124	124
1918	225	115	96	95	1925	128	85	133	133

TURNIPS

[Cents per bushel]

Year	Jan.	Feb.	Nov.	Dec.	Year	Jan.	Feb.	Nov.	Dec.
1912			38	42	1919	75	80	90	90
1913		38	40	39	1920	90	100	75	65
1914	40	42	50	50	1921	80	87	75	90
1915	45	55	46	52	1922	85	80	80	80
1916	48	44	75	70	1923	73	100	102	101
1917	95	100	75	90	1924	90	84	100	110
1918	95	92	60	75	1925	72	105	106	119

BEANS, DRY

[Dollars per bushel]

Year	Jan.	Feb.	Mar.	Apr.	May	June	July	Aug.	Sept.	Oct.	Nov.	Dec.
1910								2.50		2.60		
1911						2.30						
1912				2.42								3.00
1913								3.00	2.75	2.43	2.69	2.38
1914	3.50	2.45	2.75	2.50						2.70	2.72	2.85
1915	2.92	3.67	3.27	3.23	3.03		3.10	3.03	3.00	3.40	3.31	3.40
1916	3.68	4.05	3.77	4.17	4.16	4.10	5.00	4.80		5.40	6.73	6.30
1917	0.35	0.80	0.50	0.50	0.30	10.15	8.10	10.00		8.00	8.75	
1918	0.70	10.00	8.75	9.40	10.00				7.60	7.20	7.80	7.25
1919	7.00	5.90	6.20	4.50	6.00	6.00		5.90	4.70	5.40	5.00	5.70
1920	6.30	6.30	6.10	8.00	5.60					5.90	3.90	4.00
1921		3.45	3.75	3.00	3.30	3.00	3.60	2.80	2.40	2.70	4.00	3.50
1922	3.00	3.20	3.50	4.00	4.00	4.00		5.70	5.00	3.50	4.00	3.90
1923	4.20	4.12	4.80	5.50	4.25			4.60		4.60	4.60	4.20
1924	4.00	4.00	4.50	4.40	4.00	3.80	4.00	3.60	4.00	4.00	4.50	
1925		4.60	4.65	4.50	4.35	4.24	3.70	4.25	3.60	4.00	4.50	4.61



TABLE 50.—New Jersey: Monthly farm price—Continued

COTTONSEED MEAL (AS BOUGHT)

[Dollars per ton]

Year	Jan.	Feb.	Mar.	Apr.	May	June	July	Aug.	Sept.	Oct.	Nov.	Dec.
1910		38.00				35.90		35.50	30.10	36.20	37.00	34.70
1911	35.50	34.00	34.30	34.80	32.50	33.60	33.80	30.70	34.50	34.70	35.00	34.40
1912	34.50	35.00	34.40	35.50	35.80	36.10	35.30	35.00	35.60	36.40	35.00	33.30
1913	35.40	34.20	35.00	34.20	32.50	36.20	35.60	36.50	36.50	35.80	35.20	35.50
1914	35.00	35.40	35.50	35.40	35.30	36.00	36.00	35.00	36.00	33.90	33.00	34.20
1915	33.60	34.40	33.30	34.00	34.30	34.00	34.70	34.30	35.40	35.10	37.60	38.00
1916	38.40	40.10	39.00	39.50	36.00	37.00	37.50	38.60	39.00	41.80	50.00	48.50
1917	51.00	51.60	50.80	51.10	51.00	51.80	55.00	56.00	56.50		59.30	
1918	64.00	62.80	61.50	60.80	66.00	66.00	59.00	61.00	65.00			64.00
1919	69.40	69.00	64.00	66.60	69.00	67.00		84.00	87.00	80.30	80.50	87.40
1920	38.00	36.80	31.00	35.00	34.00	31.50	30.00	75.00	72.00	65.00	58.00	58.00
1921	48.00	47.00	44.00	42.00	44.00	45.00	49.00	53.50	52.00	52.00	52.00	54.00
1922	51.00	52.00	55.00	57.00		53.00	62.00	62.00	51.00	50.00	57.00	58.00
1923	59.50				56.50	57.60	57.00	52.50				
1924												55.00
1925	58.00		54.30	53.00			55.50	56.00	55.00	54.30	55.50	52.60

HAY (LOOSE)

[Dollars per ton]

1908	17.02	17.06	16.92	16.88	16.88	15.50	13.62	12.75	12.75	13.25	13.75	14.30
1909	15.00	14.75	14.62	14.68	14.65	14.80	14.70	14.70	15.00	15.65	16.35	16.80
1910	17.80	18.70	19.80	20.35	19.90	19.90	17.20	16.65	17.30	17.85	18.00	18.15
1911	17.95	17.80	18.05	18.30	19.45	21.35	21.80	20.90	21.10	21.85	21.90	22.40
1912	23.00	22.65	23.00	24.55	26.55	26.15	23.20	20.60	19.40	20.18	20.35	20.00
1913	19.45	18.90	18.35	17.90	18.15	18.05	17.75	17.85	18.10	18.85	19.25	18.65
1914	18.40	18.35	18.45	18.85	18.80	19.50	19.40	18.80	19.35	19.55	19.25	19.40
1915	19.45	19.65	19.70	19.25	18.40	18.75	19.70	19.55	18.95	19.09	19.15	19.15
1916	19.75	20.00	19.80	20.15	21.05	21.70	18.90	16.50	17.60	17.30	17.00	17.10
1917	16.00	16.80	17.25	17.85	18.55	18.30	16.90	14.35	17.15	17.60	18.75	17.50
1918	23.35	24.15	26.05	26.05	27.30	25.05	22.00	20.55	22.00	24.95	27.70	27.45
1919	26.60	26.15	25.75	27.20	20.95	33.70	33.30	32.10	30.10	23.25	28.70	28.45
1920	29.30	31.50	33.55	30.30	39.00	39.75	34.90	24.80	24.15	25.25	26.75	26.75
1921	25.50	23.15	21.35	19.95	18.90	20.60	21.60	19.70	20.70	20.10	18.35	19.75
1922	21.25	20.75	20.95	21.20	20.90	21.15	20.35	18.65	17.40	17.40	18.00	18.90
1923	20.60	19.85	19.30	20.30	19.10	19.40	20.40	21.20	22.40	22.45	24.70	26.10
1924	26.50	28.00	27.50	27.00	28.00	27.00		26.50	21.00	21.50	22.00	24.00
1925	23.80	22.00	20.00	16.70	17.80			19.80	16.30	18.00	18.00	19.20

ALFALFA HAY

[Dollars per ton]

1914										19.00	20.00	21.30
1915		22.70		22.80				16.20	18.30	18.00	18.50	20.00
1916	19.00	17.00	20.50	21.00	21.00	20.00	15.00		15.40	15.75	18.75	18.10
1917	18.00	18.90	20.90	19.30		19.30	18.80		21.00	21.00	23.50	
1918		28.25		37.00	34.00	23.30	23.60	26.30	25.00	29.60	35.00	37.00
1919	35.00	32.00	29.60	32.00	33.30	37.00	29.00	32.70	32.30	30.00	31.20	31.00
1920	34.00	35.00	39.10	42.50	42.50	37.50	32.00	30.00	34.00	28.00	30.00	31.00
1921	31.00	26.00	27.00	27.00	23.00	22.00	20.00	24.00	20.00	26.00	27.00	25.50
1922	25.00	25.00	28.00	28.00	29.00	28.00	24.00	28.00	28.00		25.00	26.00
1923	25.00				23.50						24.00	
1924		31.50			27.00							
1925				21.20	23.00		24.30	23.60	20.00	21.55	23.00	22.40

CLOVER HAY

[Dollars per ton]

1914										16.50	18.90	17.30
1915	16.90	17.20	16.50	17.40	18.30	17.50	18.00	15.40	16.00	16.50	18.70	17.50
1916	16.00	17.00	18.50	18.00	21.00	19.00	15.40	14.00	15.80	16.10	17.25	16.90
1917	17.10	16.70	18.30	18.30	18.50	18.25	16.10		15.00	19.30	22.60	18.30
1918	24.40	25.40	27.10	30.60	29.60	23.50	21.10	23.30	22.00	27.80	30.00	33.30
1919	32.50	27.10	27.60	29.70	35.10	35.40	30.80	27.30	29.20	28.30	29.30	26.60
1920	30.30	30.70	34.70	37.50	40.70	38.70	32.30	28.30	34.00	28.00	30.00	25.00
1921	28.00	24.00	25.00	25.00	22.00	22.00	16.00	24.50	23.00	23.00	24.00	23.40
1922	22.00	23.00	23.00	23.00	25.00	25.00	21.00	22.00	23.00	22.00	23.00	24.00
1923	22.30	20.00	20.80	21.00	21.00	23.80	21.10	21.00			21.00	
1924	25.00	25.00	26.50	26.00	25.00			21.00	20.50	21.00		
1925			18.00	17.20	19.50	14.00	15.80	17.30	14.50		20.10	18.40

TABLE 50.—New Jersey: Monthly farm price—Continued

TIMOTHY HAY

[Dollars per ton]

Year	Jan.	Feb.	Mar.	Apr.	May	June	July	Aug.	Sept.	Oct.	Nov.	Dec.
1914												
1915	18.00	19.50	19.60	19.00	20.50	19.70	19.30	18.20	18.50	17.80	18.50	19.40
1916	18.20	19.00	20.50	20.90	22.00	22.80	18.40	18.00	17.14	17.62	18.00	18.30
1917	19.00	18.70	18.70	19.20	20.40	19.70	17.70		19.00	19.70	23.00	22.30
1918	27.00	27.80	29.60	30.00	29.40	25.10	24.40	23.60	24.20	28.00	32.50	32.60
1919	32.30	33.70	33.10	32.60	36.10	37.40	30.30	32.00	33.00	31.10	31.20	30.20
1920	31.20	34.50	38.10	42.50	43.00	42.10	35.30	28.70	35.00	32.00	32.00	30.00
1921	36.00	29.00	27.00	27.00	25.00	24.00	23.00	27.00	25.00	24.00	25.00	24.70
1922	24.00	25.00	26.00	26.00	27.00	27.60	23.00	24.00	26.00	24.00	25.00	25.00
1923	24.00	23.90	23.50	22.70	23.00	24.50	23.60	21.80	21.00	22.00	22.00	25.00
1924	25.00	25.00	27.00	26.50	25.00	26.00		20.00	21.00	22.00		25.00
1925	25.50	25.00	21.00	18.50	19.30	15.70		20.70	16.30	20.60	19.10	21.30

BEEF CATTLE

[Dollars per 100 pounds]

1910	7.00	6.30	6.10	5.70	5.50	6.50	6.50		6.10	7.50	7.20	7.10
1911	8.50	8.50	5.20	6.40	5.50	5.70	6.30	5.70	6.70	6.20	5.60	6.50
1912	6.10	7.00	7.50	6.40	6.50	6.10	6.00	6.20	5.60	8.50	6.40	6.50
1913	7.50	7.70	7.00	6.90	6.80	6.00	7.80	7.10	7.10	6.50	7.50	6.50
1914	7.20	7.80	7.50	7.50	7.00	6.70	7.20	8.00	7.10	7.80	7.40	7.00
1915	7.20	6.50	6.30	6.30	6.50	6.70	6.30	6.50	7.50	6.40	6.30	6.90
1916	6.50	7.10	7.10	6.10	8.50	7.50	7.40	8.80	8.30	8.00	8.00	6.70
1917	8.00	8.30	9.10	9.60	10.00	9.50	9.20	10.50	10.50	11.50	8.50	
1918	10.30	9.90	9.50	10.00	10.50	9.20		11.00	9.50	12.20	11.00	12.00
1919	12.00	12.50	12.00	12.30	13.10	13.20	11.30	11.20	11.50	14.40	10.20	12.70
1920	10.50	10.10	10.70	10.85	10.80	10.50	11.20	11.50	10.80	10.40	11.00	9.70
1921	8.60	8.50	7.50	8.30	7.50	7.00	6.70	7.00	6.70	7.50	7.50	7.50
1922	6.20	6.50	7.20	6.50	5.50	6.50	6.50	6.00	7.00	7.00	6.00	6.00
1923		7.00			6.30			6.50	6.50	7.00	7.00	8.50
1924		6.30	6.70	6.50	6.40			7.00	7.00	6.00	7.00	6.70
1925		6.00	4.20	5.80		8.10	7.20	6.60	7.20	6.50	7.50	5.00

VEAL CALVES

[Dollars per 100 pounds]

1910	7.00	7.40	9.50	7.70	7.50	8.00	8.00	8.00	8.50	8.10	8.20	8.00
1911	8.30	8.40	8.40	8.80	7.30	7.80	7.50	7.70	7.80	8.20	8.00	7.50
1912	8.10	8.10	8.10	8.10	8.00	9.00	8.50	8.40	8.80	8.70	8.60	8.50
1913	8.80	9.00	8.60	9.50	9.30	9.00	9.30	9.50	10.10	10.00	9.80	9.50
1914	10.00	9.00	10.30	9.70	9.80	10.00	10.60	10.20	10.30	10.00	10.20	10.20
1915	10.10	10.00	10.00	9.60	9.50	9.50	9.40	9.50	10.20	10.10	10.30	10.10
1916	9.70	10.10	10.20	10.40	10.40	10.50	10.60	11.00	11.90	11.40	11.50	12.00
1917	12.00	12.30	12.10	13.25	13.40	13.10	13.20	14.20	14.70	14.70	14.90	16.40
1918	13.90	15.30	14.50	15.70	15.40	15.00	16.70	16.30	16.50	18.00	17.60	18.00
1919	18.00	16.30	16.70	17.60	18.60	16.80	18.00	18.60	19.50	19.20	17.40	17.30
1920	18.00	18.50	18.60	18.70	18.70	18.80	17.40	17.00	17.60	16.90	17.50	13.40
1921	13.90	15.00	12.70	12.20	10.50	11.50	11.50	12.40	12.60	12.00	12.00	12.60
1922	11.60	12.50	11.50	10.00	10.00	11.50	11.50	12.00	11.50	12.60	11.70	11.00
1923	11.50	11.30		13.00	12.40	12.00	12.00	12.00	12.50		11.50	11.00
1924	12.00	12.50	12.00	11.80	12.00	11.50	12.00	12.00	12.50	13.00	12.70	12.40
1925	12.70	12.20	12.60	13.10	13.80	12.40	12.50	13.30	13.30	13.40	13.70	13.50

MILK COWS

[Dollars per head]

1910	50.00	51.10	55.00	50.00	50.00	56.00	52.00	50.00	50.00	53.80	55.00	52.00
1911	52.00	53.00	56.50	55.00	60.00	55.80	61.10	60.00	53.00	58.50	56.20	54.00
1912	51.00	54.00	57.00	56.00	60.00	60.00	62.50	59.60	57.20	61.30	59.60	62.50
1913	58.00	64.00	60.40	68.30	61.00	56.30	70.00	66.40	58.00	71.00	65.00	67.00
1914	65.00	71.00	75.00	75.00	75.00	71.50	72.30	76.50	70.00	77.00	73.00	75.00
1915	76.00	73.00	68.20	73.50	75.00	76.00	73.00	76.30	73.00	75.00	72.60	71.70
1916	72.50	74.00	76.00	74.10	70.00	76.90	77.70	75.00	76.80	80.00	55.00	70.00
1917	87.00	80.00	82.70	84.50	82.00	90.00	83.60	86.60	90.00	95.50	93.40	96.70
1918	85.50	84.50	99.50	101.00	101.00	105.00	112.00	104.00	107.00	107.00	110.00	120.00
1919	107.00	107.00	105.00	112.00	109.00	111.30	125.00	126.00	145.00	135.00	128.50	122.00
1920	124.50	123.00	125.50	134.50	125.50	119.70	122.20	127.70	120.00	130.00	125.00	100.00
1921	100.00	93.00	100.00	100.00	98.00	90.00	100.00	95.00	83.00	83.00	83.00	80.00
1922	76.00	73.00	75.00	80.00	80.00	85.00	80.00	85.00	80.00	80.00	85.00	87.00
1923	79.00	70.80	72.00	80.00	75.60	78.00	85.00	90.00	85.00		92.60	85.00
1924	82.00	82.50	85.00	82.00	85.00	88.00	90.00	95.00	98.00	100.00	105.00	100.00
1925	100.00	95.00	100.50	90.00	95.00	92.50	97.70	100.00	120.00	115.00	93.50	100.00

TABLE 50.—New Jersey: Monthly farm price—Continued

MILK, WHOLESALE

[Cents per gallon]

Year	Jan.	Feb.	Mar.	Apr.	May	June	July	Aug.	Sept.	Oct.	Nov.	Dec.
1910.....	20	20	22	24	20	19	19	22	18	20	20	21
1911.....	22	22	21	21	17	18	17	18	19	20	20	20
1912.....	20	20	18	18	18	18	16	16	20	18	19	19
1913.....	18	18	16	16	16	17	19	18	20	18	19	18
1914.....	18	17	18	15	16	16	16	15	17	16	17	16
1915.....	18	17	17	16	17	17	16	19	17	19	20	23
1916.....	19	20	20	20	22	24	24	24	27	29	31	30
1917.....	32	31	30	28	23	25	28	27	28	33	33	36
1918.....	37	36	34	28	33	33	32	33	35	34	36	34
1919.....	34	37	35	32	31	31	32	33	37	34	34	31
1920.....	30	28	28	28	26	26	28	28	29	30	28	28
1921.....	29	28	25	24	25	25	23	23	26	25	25	25
1922.....	27	28	28	28	27	26	31	28				
1923.....												

[Dollars per 100 pounds]

1923.....									3.58	3.31	3.29	
1924.....	3.15	3.15						2.75	3.65	3.02		
1925.....	3.20	3.20	2.95	2.70		2.70	2.42	3.60				2.99

BUTTER

[Cents per pound]

1909.....		30	30	30	30	31	30	30	31	32	34	34
1910.....	34	34	34	32	32	33	32	32	33	33	34	35
1911.....	34	32	30	28	28	28	29	30	31	32	34	36
1912.....	33	33	34	34	34	33	32	32	32	33	35	36
1913.....	36	36	37	36	36	34	34	34	34	36	36	36
1914.....	36	35	34	32	32	32	32	33	34	34	36	36
1915.....	36	36	34	34	34	33	34	33	33	34	34	35
1916.....	35	35	35	35	36	36	34	34	36	38	40	41
1917.....	41	42	44	45	46	45	44	45	46	48	49	50
1918.....	52	52	50	48	48	49	50	50	53	58	62	64
1919.....	62	56	55	62	62	63	62	62	63	66	70	74
1920.....	73	70	70	72	74	70	68	67	66	68	70	66
1921.....	60	53	58	54	46	38	41	50	54	51	50	52
1922.....	48	43	42	40	40	41	40	40	44	45	40	50
1923.....	52	51	50	49	49	48	50	52	53	54	50	56
1924.....	52	52	54	47	45	45	45	43	45	41	40	50
1925.....	48	44	49	48	46	46	45	45	49	54	54	55

HOGS

[Dollars per 100 pounds]

1910.....	9.20	10.20	10.20	10.50	10.70	11.50	10.00	9.70	8.90	10.50	10.30	8.00
1911.....	9.20	8.80	8.40	8.00	7.70	7.00	7.20	7.80	8.20	7.90	7.00	7.20
1912.....	6.90	7.00	7.20	7.60	7.80	8.00	7.00	7.50	8.50	9.00	8.60	8.80
1913.....	7.50	9.30	8.70	8.80	8.80	8.00	8.60	8.50	8.00	10.40	9.90	9.00
1914.....	9.30	10.60	9.50	9.50	8.50	8.60	8.30	8.30	10.00	9.50	10.20	8.60
1915.....	8.90	8.50	8.30	7.00	7.80	7.80	7.60	7.60	8.50	8.50	9.00	8.60
1916.....	7.90	8.00	8.70	9.70	9.30	8.70	8.00	8.70	9.80	11.60	11.20	10.00
1917.....	10.50	10.80	13.10	13.50	12.60	10.50	12.80	18.00	18.00	21.20	18.90	19.60
1918.....	16.00	18.20	17.60	17.70	16.00	14.80	18.00	18.00	22.00	21.00	18.50	19.00
1919.....	18.20	17.10	16.50	16.70	18.50	18.20	18.50	21.00	19.60	16.90	15.60	14.70
1920.....	14.70	16.70	16.40	15.95	14.00	14.50	14.00	14.20	17.20	17.50	14.40	12.50
1921.....	12.10	10.50	11.00	10.00	10.00	10.00	8.50	9.70	9.50	9.40	9.70	9.00
1922.....	9.20	9.30	9.70	9.50	9.00	11.00	10.00	9.50	9.00	9.00	9.00	9.00
1923.....	10.00	9.80	10.70		9.00		9.00	9.10	8.30		10.30	9.00
1924.....	9.00	9.40	9.60	9.10	9.10			10.00	10.80	11.00	11.00	10.20
1925.....	10.50	10.80	12.20	11.80	12.50	10.00	13.00	12.60	13.50	13.50	11.70	12.50

TABLE 50.—New Jersey: Monthly farm price—Continued

SHEEP

[Dollars per 100 pounds]

Year	Jan.	Feb.	Mar.	Apr.	May	June	July	Aug.	Sept.	Oct.	Nov.	Dec.
1910	4.20			6.70		5.50	6.00		5.10		4.00	
1911	5.00		4.40	5.00	4.30	4.60	3.90	4.40	4.00	5.00	4.10	5.00
1912	4.50	4.00	4.00	4.20	5.00	4.00	4.00	4.60	3.60	3.00	4.00	4.20
1913		7.00	4.50	6.00	5.00	7.00	7.00	5.00	4.00		4.70	4.80
1914	4.70	4.70		4.60	4.80			5.00		5.00	5.50	5.00
1915	4.80	4.70	6.50	5.50	5.50	6.00	4.90	5.60	5.50	4.80	4.70	5.10
1916	6.00	5.20	7.00	6.00		8.50	7.00	6.50	8.00	8.50		7.80
1917		9.70		10.00				10.00			10.60	
1918		14.00						10.00			11.00	
1919		9.00	9.50	12.00	10.30				10.00			6.80
1920	7.00			12.10	14.00	14.00	10.00			7.00		12.00
1921	12.00	10.00	8.50	9.00	10.00	9.50	10.00	9.50	8.30	10.20	14.50	10.00
1922	9.70	10.00	10.00	10.00	13.00	12.50	10.00	0.50	9.50	9.00	9.00	10.00
1923								6.00				
1924			7.30	7.80				6.00				
1925								5.50	5.50			6.00

LAMBS

[Dollars per 100 pounds]

1910				8.80			7.50			7.60		
1911	7.00			7.00			7.00			6.50	6.20	5.75
1912	5.00	5.20	6.00	5.00	7.50	8.00	6.50	7.00	6.80	6.80	6.20	6.20
1913		10.00		10.00	8.00		7.50	7.00	7.00			6.50
1914	7.00	7.20		6.50	7.00			7.50		7.25		
1915		8.50	9.00	9.30		9.50	7.80	8.50			7.60	8.00
1916	9.00		10.00	10.50		11.00	11.00	9.50	12.00	12.00		12.00
1917		15.00	12.00	13.00				13.50			19.00	
1918		18.20						15.00	18.00			
1919			15.70	17.50	17.00							13.00
1920				19.30	19.00	19.50	15.70			14.70	20.00	18.00
1921	15.00	14.00	14.00	14.00	13.00	13.00	14.00	14.00	14.00	14.00	14.00	14.00
1922	14.00	16.00	17.00	16.00	17.00	16.00	16.00	14.00	14.00	13.00	13.00	14.00
1923			15.20	15.00		12.70			12.50	11.00		12.00

HORSES

[Dollars per head]

1910	166	195	182	182	190	180	160	175	180	170	170	170
1911	175	175	172	185	195	195	190	198	189	178	170	169
1912	173	190	177	185	185	185	173	178	160	170	175	180
1913	182	195	195	195	190	215	175	150	150	175	170	174
1914	168	180	193	193	180	182	200	170	155	175	175	170
1915	190	178	170	180	175	160	180	160	170	170	160	170
1916	166	170	175	175	180	175	165	175	179	165	170	186
1917	173	175	190	190	197	166	184	169	179	187	172	158
1918	175	173	199	186	190	195	193	193	210	180	173	180
1919	165	170	175	188	186	180	178	170	192	192	184	187
1920	183	197	188	191	200	192	198	181	185	185	190	175
1921	170	170	180	185	183	170	180	165	162	162	145	140
1922	145	145	135	150	150	150	150	150	150	150	150	150
1923	147	142	137	133	135	138	140	138	140	140	150	130
1924	125	120	125	125	125	130	130	133	135	140	140	145
1925	140	130	140	136	138	125	130	120	140	133	133	160

CHICKENS

[Cents per pound]

1909		14.0	14.5	16.0	13.0	18.0	17.0	17.0	16.0	16.0	16.0	16.2
1910	16.1	16.2	17.2	17.8	18.4	18.0	18.6	18.4	17.8	17.8	17.5	17.2
1911	16.9	15.8	16.0	16.2	16.2	15.8	16.6	16.6	17.0	16.2	15.1	14.6
1912	14.8	15.6	15.8	15.8	17.0	17.4	16.8	16.9	17.2	17.1	16.7	16.5
1913	16.8	16.6	16.4	17.2	17.7	17.9	18.0	18.2	17.6	18.1	17.0	16.5
1914	17.4	17.5	18.1	17.5	18.0	16.6	20.0	18.0	18.0	18.4	16.4	15.4
1915	15.3	16.6	16.6	17.0	17.0	18.5	16.5	17.6	16.3	16.2	16.1	16.1
1916	17.9	16.7	17.4	16.8	18.6	19.1	20.5	20.4	20.5	19.7	20.0	18.5
1917	18.6	20.0	22.0	24.0	23.0	23.0	22.1	25.0	26.0	26.9	24.0	23.0
1918	25.0	27.1	25.0	29.8	28.0	32.6	32.8	35.0	34.6	34.5	33.9	31.5
1919	33.6	30.7	33.6	30.2	35.6	37.0	37.0	36.0	36.0	32.0	33.0	30.0
1920	35.1	31.7	36.0	36.8	37.6	41.0	37.0	37.8	36.0	37.0	38.0	33.0
1921	34.0	34.0	30.0	32.0	36.0	32.0	32.0	32.0	32.0	32.0	26.0	29.0
1922	26.0	27.0	31.0	30.0	30.0	29.0	33.0	30.0	29.0	25.0	25.0	26.0
1923	23.6	26.0	36.0	29.0	29.0	30.6	30.0	28.0	28.0		27.8	25.0
1924	27.0	28.0	26.0	27.1	26.0	20.6	28.0	28.0	27.0	29.0	26.1	27.6
1925	29.8	26.4	28.4	28.1	29.9	20.2	30.6	27.5	28.8	24.6	28.8	28.8

TABLE 50.—New Jersey: Monthly farm price—Continued

TURKEYS  
[Cents per pound]

Year	Jan.	Oct.	Nov.	Dec.	Year	Jan.	Oct.	Nov.	Dec.
1913	24.0	22.6	25.0	22.0	1920	43.0		51.0	46.0
1914	24.0	20.0	21.1	22.0	1921	40.0			49.0
1915	20.8	17.0	23.0	25.0	1922	41.0		48.0	54.0
1916	21.0	23.0	26.0	28.0	1923	38.0		46.0	49.0
1917	26.0	33.0	32.0	32.3	1924			43.0	45.0
1918	33.7		37.0	40.3	1925			43.0	52.0

EGGS  
[Cents per dozen]

Year	Jan.	Feb.	Mar.	Apr.	May	June	July	Aug.	Sept.	Oct.	Nov.	Dec.
1909		28	24	22	24	25	28	30	31	34	38	40
1910	28	34	27	24	25	26	27	28	30	35	39	42
1911	35	26	22	20	20	21	22	26	29	32	38	40
1912	40	37	29	24	24	24	25	25	30	35	40	40
1913	34	30	25	18	21	23	26	30	34	37	45	42
1914	37	33	32	21	21	23	27	29	33	36	43	46
1915	44	29	21	21	22	23	25	27	30	37	42	44
1916	37	30	27	22	23	26	28	34	37	43	49	51
1917	51	45	32	34	35	36	39	45	50	55	58	65
1918	62	59	37	36	37	40	48	51	57	62	71	75
1919	63	45	42	44	48	51	53	60	64	70	80	80
1920	62	49	54	47	50	50	54	61	65	74	87	83
1921	70	45	40	38	30	35	42	52	54	65	70	75
1922	49	49	30	30	31	32	35	38	48	55	65	70
1923	54	44	41	31	29	31	37	38	49	50	67	67
1924	48	46	31	26	28	29	35	43	52	61	71	72
1925	60	51	33	32	34	38	42	45	50	60	73	69

TABLE 51.—New Jersey: December 1 farm price of crops, 1866-1925<sup>1</sup>

Year	Wheat	Corn	Oats	Barley	Rye	Buck- wheat	Pota- toes	Sweet pota- toes	Tame hay	Wild hay	Cran- berries
	Cts. per bu.	Cts. per bu.	Cts. per bu.	Cts. per bu.	Cts. per bu.	Cts. per bu.	Cts. per bu.	Cts. per bu.	Dolls. per ton	Dolls. per ton	Dolls. per bbl.
1866	204	72	42	70	88	80	80		17.34		
1867	185	88	52	91	117	95	101		15.55		
1868	157	74	51	115	112	95	72	125	14.14		
1869	706	75	45	79	89	90	49	129	16.01		
1870	123	73	46	90	87	90	84	109	17.45		
1871	138	67	47	85	85	83	59	90	24.01		
1872	153	55	43	81	78	89	77	113	27.90		
1873	152	57	45	101	78	86	62	124	22.58		
1874	117	74	54	108	83	79	70	115	14.63		
1875	119	57	42		78	67	47	85	18.02		
1876	121	51	38		74	76	110		14.57		
1877	139	51	33		08	08	51		13.72		
1878	106	45	29		60	54	87		10.75		
1879	138	58	40		70	69	59	71	12.85		
1880	117	58	41		90	64	66	72	19.12		
1881	143	77	49	07	97	100	104		19.75		
1882	112	76	47	82	72	85	65	85	17.25		
1883	110	65	40	76	75	90	55	95	13.75		
1884	90	54	37	68	67	65	55	90	14.75		
1885	95	53	37	75	85	60	54	66	16.50		
1886	50	50	36		57	59	54	47	13.00		
1887	87	55	30		58	59	73	94	12.64		
1888	110	53	36		03	71	50	63	12.75		
1889	92	50	34	43	54	54	58	87	11.63		
1890	100	62	50	05	75	60	82	79	10.30		
1891	101	65	40	54	82	57	49	50	14.40		
1892	83	56	41	47	62	57	75		14.25		
1893	70	52	35		70	69	75		17.43		

<sup>1</sup> These prices are issued, by States, in December each year and published in supplements to Crops and Markets. Prices for recent years appear in current issues of the Yearbook. The full series for any single State is not available in this form elsewhere.

TABLE 51.—New Jersey: December 1 farm price of crops, 1866-1925—Continued

Year	Wheat	Corn	Oats	Barley	Rye	Buck- wheat	Pota- toes	Sweet pota- toes	Tame hay	Wild hay	Cran- berries
	Cts. per bu.	Cts. per bu.	Cts. per bu.	Cts. per bu.	Cts. per bu.	Cts. per bu.	Cts. per bu.	Cts. per bu.	Dolla. per ton	Dolla. per ton	Dolla. per bbl.
1864	61	54	38		55	65	62	49	14.09		
1865	71	42	29		51	50	34	88	12.64		
1866	80	30	26		47	39	36	40	14.35		
1867	93	38	30		50	49	78	76	16.75		
1868	73	40	31		50	54	61	61	9.69		
1869	75	40	33		55	56	51	67	15.35		
1900	74	45	31		55	59	60	68	16.05		
1901	72	66	47		59	62	85	75	14.20		
1902	76	50	39		61	64	61	76	15.64		
1903	82	57	43		64	64	60	77	15.39		
1904	110	58	40		70	66	61	79	14.67		
1905	88	55	37		66	63	75	75	14.81		
1906	80	53	38		61	60	66	70	15.95		
1907	98	63	56		76	75	74	91	17.00		
1908	101	69	55		81	75	59	82	14.00		
1909	109	71	50		79	74	82	79	16.50		
1910	98	60	44		77	69	65	61	18.20		
1911	96	71	50		83	75	105	100	22.00		
1912	98	68	44		79	72	66	84	20.00		
1913	96	75	47		80	76	82	78	19.00		
1914	109	76	54		82	83	61	95	19.50	15.50	3.65
1915	106	75	48		92	83	75	70	19.00	15.00	6.75
1916	164	100	61		117	108	155	120	17.60	15.00	7.50
1917	213	170	70		175	138	141	169	20.00	18.00	10.00
1918	215	169	79		173	170	170	190	28.00	13.00	8.50
1919	220	153	89		169	150	169	220	29.10	20.00	8.00
1920	265	85	75		170	150	125	155	27.50	15.00	10.50
1921	113	53	45		162	100	142	170	18.00	13.00	14.00
1922	110	70	35		85	115	72	72	18.16	12.00	9.75
1923	119	95	55		94	95	110	145	26.00	15.00	8.00
1924	157	116	64	92	113	117	67	155	19.00	12.80	8.75
1925	143	73	54	88	93	100	230	240	20.00	14.00	10.75

TABLE 52.—New Jersey: January 1 farm values of livestock per head, 1867-1926<sup>1</sup>

Year	Horses	Mules	Milk cows	Other cattle	Sheep	Hogs	Year	Horses	Mules	Milk cows	Other cattle	Sheep	Hogs
	Dolla.	Dolla.	Dolla.	Dolla.	Dolla.	Dolla.		Dolla.	Dolla.	Dolla.	Dolla.	Dolla.	Dolla.
1867	61.70	88.36	46.90	32.81	4.73	10.08	1867	88.98	76.78	32.27	23.02	3.27	5.02
1868	83.40	87.13	41.31	28.73	2.91	7.52	1868	84.24	89.74	36.10	25.14	3.78	7.25
1900	105.48	123.81	51.99	39.52	3.40	11.01	1869	67.10	82.98	38.15	26.86	4.03	8.01
1870	111.24	126.03	52.70	39.40	3.64	13.25	1900	72.88	94.48	39.10	30.70	4.34	8.61
1871	117.43	126.47	55.45	40.70	4.35	13.06	1861	88.17	96.09	39.73	19.79	4.73	8.96
1872	118.33	137.44	60.23	34.60	4.66	8.55	1902	97.04	111.67	39.20	30.65	4.28	11.10
1873	113.38	129.06	39.36	28.00	4.42	8.24	1903	95.83	103.22	39.69	18.82	4.24	11.77
1874	120.07	133.32	41.59	39.78	4.67	9.35	1904	99.28	98.21	39.04	30.33	4.05	11.35
1875	106.62	120.63	42.53	32.58	4.70	11.13	1905	98.58	118.45	39.35	20.00	4.36	10.40
1876	97.31	112.66	38.96	32.13	4.40	12.14	1906	112.32	120.95	40.65	30.18	4.61	10.80
1877	87.95	103.13	38.92	35.38	4.51	8.56	1907	115.00	127.60	44.00	30.00	4.81	11.00
1878	80.64	105.84	40.37	35.72	4.34	8.64	1908	113.00	135.00	43.00	21.00	5.00	10.00
1879	84.95	104.17	35.42	29.75	3.78	6.83	1909	124.00	137.00	45.50	29.50	5.00	9.25
1880	79.76	106.93	35.10	29.77	4.01	7.40	1910	134.00	153.00	47.50	29.50	5.20	12.00
1881	95.67	121.32	33.80	29.17	4.11	8.50	1911	142.00	153.00	49.50	21.40	5.20	12.00
1882	90.23	115.42	35.37	32.40	4.20	12.40	1912	143.00	169.00	52.20	24.10	5.51	13.00
1883	93.48	117.65	30.63	33.88	4.42	12.75	1913	147.00	169.00	55.20	25.10	5.20	13.00
1884	103.00	121.14	30.33	37.57	4.34	14.20	1914	157.00	177.00	67.00	31.50	5.69	13.00
1885	103.70	121.35	38.79	35.67	3.99	9.70	1915	146.00	169.00	68.60	31.50	6.40	12.50
1886	103.54	119.47	34.36	34.05	3.70	8.35	1916	144.00	164.00	71.00	30.00	6.00	14.00
1887	103.26	120.84	36.00	33.56	3.58	8.20	1917	150.00	169.00	73.00	32.50	7.40	12.50
1888	105.40	118.99	35.92	32.35	3.70	9.19	1918	153.00	174.00	76.00	34.00	7.20	17.00
1889	104.00	119.47	34.62	31.27	3.82	9.52	1919	143.00	167.00	100.00	51.30	10.00	26.20
1890	103.14	114.85	34.47	25.92	4.04	8.15	1920	153.00	176.00	125.00	54.30	11.00	30.50
1891	101.77	117.11	34.00	28.00	3.05	8.40	1921	143.00	155.00	110.00	47.60	11.00	25.20
1892	100.34	113.70	35.00	28.75	3.05	9.23	1922	132.00	155.00	86.00	38.40	7.40	20.00
1893	95.71	110.32	35.59	28.64	4.19	11.52	1923	130.00	134.00	87.00	40.00	7.50	17.50
1894	86.27	101.69	35.29	29.11	4.68	10.54	1924	116.00	124.00	85.00	38.20	8.50	17.00
1895	65.99	82.16	31.44	23.99	3.41	7.50	1825	109.00	125.00	75.00	44.00	9.20	17.50
1896	65.47	84.51	34.38	20.35	4.04	7.78	1926	107.00	114.00	95.00	45.70	10.50	10.50

<sup>1</sup> These prices are issued, by States, in January or February each year and published in supplements to Crops and Markets. Values for recent years appear in current issues of the Yearbook. The early years of the series are available only in the issues in which published at the time, only a few years in any one place.

TABLE 53.—New Jersey: January 1 farm values of livestock per head, by ages and groups, 1894-1926<sup>1</sup>

Year	Horses			Mules			Cattle			Sheep			
	Under 1 year old	1 and under 2 years	2 years and over	Under 1 year old	1 and under 2 years	2 years and over	Under 1 year old	1 and under 2 years	2 years and over	Under 1 year old	Ewes 1 year and over	Wethers 1 year and over	Rams
	Dolls.	Dolls.	Dolls.	Dolls.	Dolls.	Dolls.	Dolls.	Dolls.	Dolls.	Dolls.	Dolls.	Dolls.	Dolls.
1894	35.71	55.30	94.47	40.00	55.00	101.47	12.92	19.59	34.90	3.99		4.15	
1895	26.44	41.11	73.45	28.33	41.07	84.57	11.13	15.13	29.07	3.36		3.43	
1896	28.33	44.00	72.25	28.33	46.00	86.01	11.09	18.33	31.62	3.50		4.20	
1897	29.89	35.00	65.84	22.50	37.00	76.19	10.38	16.00	27.48	2.81		3.43	
1898	25.90	41.50	71.31	24.00	39.30	83.23	10.90	17.70	30.03	3.15		4.00	
1899	27.75	44.00	74.32	26.05	41.25	85.45	11.60	19.00	32.06	3.25		4.30	
1900	30.55	47.40	80.73	34.50	51.10	97.11	12.20	19.70	37.47	3.96		4.50	
1901	33.58	52.55	90.44	34.50	53.71	100.97	12.27	19.70	36.34	4.12		4.94	
1902	35.37	56.31	99.62	38.62	61.61	116.27	13.24	20.97	36.40	3.80		4.45	
1903	38.24	60.12	98.28	39.84	63.25	106.95	13.68	21.28	31.24	3.96	4.38	4.85	
1904	38.83	64.38	101.66	40.26	60.50	101.71	14.00	21.02	33.21	3.07	4.27	5.14	
1905	40.36	66.66	100.81	43.09	67.59	117.71	13.38	22.06	31.02	3.94	4.54	5.51	
1906	45.50	72.00	115.00	50.00	78.00	125.00	13.00	23.00	32.00	4.25	4.75	5.75	
1907	48.00	80.00	118.00	54.00	94.00	130.00	14.00	23.00	30.00	4.40	5.00	5.80	
1908	46.00	80.00	115.00	48.00	88.00	140.00	14.00	24.00	33.50	4.50	5.25	5.75	
1909	47.00	80.00	127.00	49.00	88.00	142.00	13.50	23.00	32.50	4.50	5.25	6.00	
1910	53.00	88.00	137.00	59.00	100.00	160.00	14.20	23.80	34.00	4.80	5.40	6.00	
1911	56.00	87.00	146.00	64.00	97.00	160.00	15.50	26.00	38.50	4.70	5.60	6.00	
1912	56.00	83.00	147.00	64.00	93.00	166.00	16.00	25.00	39.00	4.80	5.00	5.50	7.40
1913	59.00	92.00	152.00	68.00	105.00	175.00	17.00	27.00	40.00	5.10	5.20	5.80	7.40
1914	63.00	104.00	162.00	70.00	115.00	183.00	20.00	33.00	50.00	5.80	5.50	5.60	7.40
1915	58.00	92.00	150.00	65.00	100.00	175.00	20.00	34.00	53.00	6.00	5.80	6.10	8.10
1916	56.00	90.00	148.00	60.00	100.00	170.00	21.00	35.00	54.00	6.00	6.20	7.00	10.00
1917	57.00	96.00	154.00	66.00	105.00	175.00	21.50	38.00	56.00	6.50	7.00	7.50	11.00
1918	64.00	102.00	157.00	70.00	108.00	180.00	26.50	45.00	70.00	8.50	11.20	11.20	14.90
1919	57.00	88.00	147.00	67.00	100.00	173.00	34.00	55.00	84.00	10.00	13.50	14.00	18.00
1920	59.00	95.00	155.00	70.00	109.00	176.00	35.00	63.00	97.00	10.00	11.00	11.00	15.00
1921	58.00	92.00	145.00	68.00	100.00	165.00	30.00	53.00	85.00	7.70	11.00	11.50	15.00
1922	50.00	80.00	134.00	57.00	87.00	155.00	25.00	42.00	64.00	6.80	7.50	6.00	10.00
1923	51.00	81.00	130.00	53.00	80.00	135.00	24.00	43.00	70.00	7.00	7.50	7.20	10.50
1924	48.00	76.00	116.00	44.00	70.00	124.00	25.00	43.00	72.00	8.00	9.00	8.00	12.00
1925	50.00	75.00	110.00	50.00	80.00	125.00	28.00	45.00	70.00	8.50	9.25	8.50	12.00
1926	50.00	75.00	108.00	49.00	80.00	114.00	30.00	50.00	70.00	8.70	10.50	9.50	14.00

<sup>1</sup> These prices are issued, by States, in January or February each year and published in supplements to Crops and Markets. They appear for recent years in current issues of the Yearbook. The early years of the series are available elsewhere only in the issues in which they were published at the time.

TABLE 54.—New Jersey: Value of farm products per unit, by crop-reporting districts, 1924<sup>1</sup>

Item	State price	Item	State price
Values for 1924:	Dolls.	Value for Jan. 1, 1925—Continued	Dolls.
Corn, 56 pounds, shelled.....bushel	1.26	Horses and colts under 2 years.....head	58.00
Corn, cut for silage.....ton	6.00	Horses, 2 years and over.....do	98.00
Winter wheat.....bushel	1.57	Mules and mule colts under 2 years	
Spring wheat.....do	1.42	.....head	63.00
Oats.....do	.65	Mules, 2 years and over.....do	115.00
Barley.....do	.98	Beef calves under 1 year.....do	22.70
Rye.....do	1.18	Beef heifers, 1 year and under 2.....do	38.00
Buckwheat.....do	1.23	Beef cows and heifers, 2 years and	
Sorghums for grain.....do	1.20	over.....head	50.00
Soy beans, shelled.....do	2.50	Steers, 1 year and over.....do	41.00
Cowpeas, shelled.....do	3.00	Beef bulls, 1 year and over.....do	60.00
Potatoes.....do	2.70	Dairy bulls, 1 year and over.....do	24.80
Sweet potatoes or yams.....do	1.80	Dairy calves under 1 year.....do	
Apples.....do	1.29	Dairy heifers, 1 year and under 2	
Peaches.....do	1.40	.....head	46.00
Hay, all kinds.....ton	10.60	Dairy cows and heifers, 2 years and	
Firewood, cut on farm, 4 by 4 by 8		over.....head	82.00
feet.....cord	8.00	Lambs under 1 year.....do	8.50
Milk, whole.....gallon	.23	Ewes, 1 year and over.....do	9.40
Butterfat.....pound	.46	Rams and wethers, 1 year and	
Cream.....gallon	2.30	over.....head	9.00
Wool.....pound	.60	Goats and kids, all ages.....do	7.50
Mohair.....do	.45	All pigs, 6 months and under.....do	9.40
Eggs sold.....dozen	.42	Sows and gilts, 6 months and over	
Chickens raised.....head	1.32	.....head	24.10
Values for Jan. 1, 1925:		All other hogs, 6 months and over	
Chickens.....do	1.59	.....head	21.30
Turkeys.....do	4.65		

<sup>1</sup> These values were especially collected for 1924 and Jan. 1, 1925.

<sup>2</sup> Excluding Burlington, Cumberland, Gloucester, Mercer, Monmouth, and Salem Counties, which are all \$0.55.

State not subdivided.

TABLE 55.—New Jersey: Wages of hired farm labor, 1866-1926<sup>1</sup>

Year and month	Rates per month		Rates per day		Year and month	Rates per month		Rates per day	
	With board	Without board	With board	Without board		With board	Without board	With board	Without board
	Dollars	Dollars	Dollars	Dollars		Dollars	Dollars	Dollars	Dollars
1866	13.36	22.72	0.84	1.18	1914	21.00	34.00	1.24	1.65
1869	13.00	23.57	.84	1.20	1915	21.90	35.00	1.28	1.67
1874 or 1875	14.57	26.66	.87	1.26	1916	25.80	40.00	1.43	1.96
1877 or 1879	11.46	20.10	.68	.98	1917	32.00	46.00	1.95	2.40
1879 or 1880	12.75	21.58	.78	1.07	1918	42.50	67.00	2.40	3.10
1890 or 1881	12.80	22.30	.74	1.05	1919	44.00	67.00	2.58	3.32
1881 or 1882	14.20	24.25	.80	1.21	1920	53.00	82.00	3.10	4.05
1884 or 1885	14.10	23.60	.83	1.17	1921	37.00	59.50	2.20	2.95
1887 or 1888	15.73	23.33	.87	1.20	1922	40.00	62.00	2.25	3.00
1889 or 1890	16.00	25.10	.92	1.25	1923	44.50	67.00	2.55	3.55
1891 or 1892	16.75	25.50	.92	1.24	1923-Jan.	38.00	50.00	2.20	3.00
1893	14.74	24.83	.98	1.30	Apr.	42.00	63.00	2.00	2.75
1894	14.41	23.97	.93	1.25	July	46.14	76.86	2.61	3.34
1895	14.56	24.82	.95	1.26	Oct.	52.00	74.00	2.85	3.80
1898	14.79	24.79	.93	1.24	1924-Jan.	45.00	70.00	2.70	3.70
1899	15.19	25.30	.95	1.26	Apr.	45.00	71.00	2.65	3.65
1902	16.90	27.37	1.02	1.34	July	48.00	72.00	2.70	3.65
1906	19.33	30.70	1.11	1.46	Oct.	48.00	72.00	2.75	3.70
1900	20.50	32.01	1.09	1.47	1925-Jan.	44.00	65.00	2.45	3.40
1910	19.50	31.50	1.11	1.46	Apr.	50.00	71.00	2.65	3.50
1911	20.60	33.20	1.18	1.57	July	49.00	74.00	2.75	3.70
1912	21.60	35.90	1.24	1.65	Oct.	46.00	72.00	2.65	3.65
1913	21.20	35.50	1.23	1.67	1926-Jan.	47.00	72.00	2.65	3.45

<sup>1</sup> Wages of hired farm labor are now published quarterly as collected in Crops and Markets supplements. Revised averages for the United States were published in the April, 1926, Supplement to Crops and Markets, but the State figures have not been heretofore published as an entire series.

TABLE 56.—New Jersey: Farm lands—Value per acre, 1912-1926<sup>1</sup>

Year	All farm lands		Flow lands			Year	All farm lands		Flow lands		
	With improvements	Without improvements	Poor	Good	All		With improvements	Without improvements	Poor	Good	All
	Dollars	Dollars	Dollars	Dollars	Dollars		Dollars	Dollars	Dollars	Dollars	Dollars
1912	93	56				1920	125	73	50	104	80
1913	95	53				1921	125	75	55	125	92
1914	100	55				1922	123	75	48	105	84
1915	90	50				1923	125	75	49	109	83
1916	100	55	43	89	85	1924	123	73	47	105	82
1917	105	60	46	52	69	1925	124	72	49	105	84
1918	121	73	58	108	78	1926	130	77	51	110	86
1919	113	68	50	103	76						

<sup>1</sup> The values of all farm lands have been collected from crop correspondents since 1912 and have been drawn on for various purposes, but not previously published as a series, by States. The values of flow lands have been published as prepared in supplements to Crops and Markets and its predecessors and in the Yearbooks of the department, a few years at a time. The full series to 1926, by States, is here published for the first time.



TABLE 57.—*Pennsylvania: Monthly farm price*<sup>1</sup>

WHEAT

[Cents per bushel]

Year	Jan.	Feb.	Mar.	Apr.	May	June	July	Aug.	Sept.	Oct.	Nov.	Dec.
1908.....	96	96	96	96	96	96	94	92	93	95	98	96
1909.....	100	105	112	118	125	128	124	111	104	108	108	111
1910.....	114	117	118	114	107	103	102	100	98	97	94	92
1911.....	91	90	89	88	88	88	86	88	88	90	92	92
1912.....	94	96	98	102	108	111	104	97	94	94	95	96
1913.....	98	100	100	100	100	100	94	88	80	80	81	82
1914.....	92	94	95	96	90	94	88	93	102	104	104	108
1915.....	124	139	140	142	142	125	109	108	102	102	103	108
1916.....	117	118	112	111	108	100	104	120	134	152	164	157
1917.....	164	176	183	224	260	249	222	208	205	204	206	206
1918.....	206	208	210	210	210	209	210	214	214	214	214	218
1919.....	216	216	217	224	230	230	224	220	220	217	210	218
1920.....	224	228	226	232	254	273	261	240	225	204	183	168
1921.....	166	167	160	188	130	134	121	112	110	103	100	104
1922.....	106	114	124	126	126	117	104	97	94	99	106	114
1923.....	120	122	124	126	125	116	102	95	96	98	100	108
1924.....	107	112	114	110	110	109	112	125	124	132	143	153
1925.....	173	186	188	155	165	175	149	146	145	137	144	158

BRAN (AS BOUGHT)

[Dollars per ton]

1910.....	28.60	28.50	28.50	27.30	27.90	25.50	25.40	26.10	26.50	25.90	25.20	26.00
1911.....	28.90	27.00	26.90	27.50	27.70	27.00	27.20	27.10	27.50	28.30	28.00	28.50
1912.....	28.80	30.30	31.10	31.00	31.70	31.00	30.80	28.10	27.80	27.90	27.70	26.20
1913.....	26.30	26.50	28.00	25.40	25.00	25.20	25.40	25.90	27.20	27.30	26.90	28.80
1914.....	27.65	28.10	29.40	30.20	29.70	28.20	27.70	28.70	29.50	28.10	27.40	28.20
1915.....	20.30	30.20	29.10	29.10	29.10	28.60	28.50	28.40	27.60	27.20	26.90	26.80
1916.....	27.00	27.60	27.50	26.50	27.00	27.30	27.00	27.50	28.60	29.80	32.80	34.00
1917.....	33.50	37.10	41.30	44.70	47.20	41.80	42.00	44.40	40.40	42.00	41.60	44.80
1918.....	44.40	48.20	45.50	47.20	45.90	42.70	42.80	40.30	39.60	41.20	41.60	41.00
1919.....	52.60	62.20	49.20	50.40	50.70	50.10	49.70	51.69	52.00	50.10	50.30	51.10
1920.....	62.10	53.10	54.40	53.00	61.80	61.50	62.90	60.10	60.00	55.00	49.00	45.00
1921.....	44.00	41.00	40.00	37.00	34.00	33.00	30.00	30.00	30.00	30.00	27.00	31.00
1922.....	32.00	34.00	36.00	36.00	35.00	33.00	32.00	30.00	29.00	30.00	33.00	34.00
1923.....	34.60	37.70	37.80	38.80	38.40	36.70	36.10	34.00	35.80	37.30	37.90	37.70
1924.....	37.00	37.00	36.40	35.00	34.00	33.00	34.00	34.70	36.00	36.50	36.00	39.00
1925.....	41.00	40.70	37.40	37.00	37.10	38.30	37.90	38.20	37.90	36.50	37.90	38.30

RYE

[Cents per bushel]

1908.....	77	77	78	78	80	80	80	79	79	80	78	78
1909.....	78	78	80	82	84	86	86	82	80	80	80	80
1910.....	80	82	84	84	82	82	80	80	78	76	74	75
1911.....	76	73	74	74	75	76	77	76	77	79	80	80
1912.....	82	84	86	86	88	88	86	80	78	78	77	76
1913.....	75	76	76	76	76	76	73	70	73	74	74	74
1914.....	76	74	74	76	76	76	74	75	78	80	82	84
1915.....	90	100	100	98	100	95	90	87	84	82	82	84
1916.....	86	85	83	85	85	85	84	86	91	102	110	110
1917.....	112	116	120	138	165	178	174	171	169	171	172	172
1918.....	175	178	183	190	194	186	178	172	170	167	164	164
1919.....	159	154	152	163	156	162	159	153	154	138	158	160
1920.....	164	163	164	173	182	184	183	180	174	157	142	140
1921.....	138	136	130	120	114	114	106	100	98	94	84	91
1922.....	90	88	88	91	92	92	88	81	78	82	85	88
1923.....	90	91	92	92	91	90	80	81	81	82	86	89
1924.....	88	87	88	85	90	86	91	98	90	105	113	110
1925.....	120	127	130	109	123	110	110	105	90	95	93	96

<sup>1</sup> These prices are the estimated prices of farm products received by producers on the 15th of the month as currently reported in the supplements to Crops and Markets monthly, by States, or in the case of some products for which prior to January, 1924, prices were reported on the 1st of the month, converted to the 15th of the month by averaging the prices reported on the 1st of two successive months. Prices were first collected monthly in 1908, the list being extended from time to time. All the available monthly prices are shown.

TABLE 57.—*Pennsylvania: Monthly farm price—Continued*

**CORN**  
[Cents per bushel]

Year	Jan.	Feb.	Mar.	Apr.	May	June	July	Aug.	Sept.	Oct.	Nov.	Dec.
1908	68	68	69	72	70	79	81	82	82	77	72	72
1909	70	72	74	75	78	82	84	80	79	77	72	71
1910	73	75	76	75	74	74	74	74	74	69	62	58
1911	57	58	53	58	60	64	67	72	72	70	68	70
1912	71	72	76	80	88	88	88	86	82	74	66	62
1913	60	62	62	63	66	68	70	77	82	80	74	74
1914	76	75	72	74	76	78	80	85	89	83	75	73
1915	76	81	84	85	85	85	86	87	85	78	72	72
1916	75	78	79	80	81	82	84	88	92	90	92	97
1917	100	137	114	135	180	168	182	192	196	176	152	160
1918	174	180	196	193	182	180	182	182	180	168	150	155
1919	154	151	152	160	170	178	188	198	188	166	152	151
1920	156	155	160	169	184	194	180	178	159	128	106	99
1921	92	82	80	80	78	78	74	74	72	63	56	56
1922	59	62	55	60	67	70	70	68	70	72	72	73
1923	76	80	82	84	86	89	94	98	99	102	98	87
1924	86	89	92	89	92	90	100	121	125	131	125	120
1925	125	135	137	128	124	131	127	125	113	94	80	79

**OATS**  
[Cents per bushel]

1908	54	54	56	59	61	62	61	59	56	50	56	56
1909	55	56	58	60	62	63	62	56	52	50	50	50
1910	51	64	56	56	54	59	52	48	45	46	42	42
1911	41	40	42	42	42	42	46	47	44	44	48	50
1912	51	54	56	60	64	64	62	53	47	42	41	47
1913	41	42	42	44	46	47	49	46	46	46	46	47
1914	43	47	48	48	48	48	48	49	51	52	52	50
1915	53	58	60	62	63	62	60	56	50	49	44	45
1916	48	50	50	51	52	50	48	48	50	53	56	58
1917	50	63	67	74	82	82	84	84	76	71	72	76
1918	82	88	94	98	96	95	84	84	82	80	79	82
1919	76	74	74	77	80	81	82	82	80	80	80	78
1920	86	90	94	104	116	123	120	106	96	72	66	65
1921	60	55	55	54	52	54	54	50	44	43	44	46
1922	46	46	47	49	50	51	52	48	44	46	47	48
1923	49	52	52	54	56	56	56	53	50	51	52	52
1924	55	55	55	55	56	56	59	63	60	58	57	59
1925	66	64	63	58	58	61	59	55	49	47	47	48

**BARLEY**  
Cents per bushel]

1908	72	76	76	72	74	74	73	70	70	71	60	65
1909	68	68	68	71	73	74	77	72	66	66	68	66
1910	68	70	71	72	73	70	70	68	66	68	65	62
1911	61	63	65	65	64	63	60	60	68	64	65	65
1912	68	72	74	74	78	78	76	74	74	74	70	69
1913	68	69	70	64	63	66	68	66	66	65	60	70
1914	68	70	70	65	68	70	68	70	76	72	68	74
1915	78	80	80	84	88	85	82	78	75	72	72	76
1916	72	66	72	76	80	78	70	69	69	74	77	81
1917	81	76	79	103	120	116	121	128	122	104	118	123
1918	115	134	145	149	140	136	129	126	135	126	118	120
1919	124	128	123	116	131	124	114	122	126	132	134	128
1920	126	124	122	144	154	138	128	140	128	98	93	88
1921	81	81	78	74	78	80	76	81	81	64	60	66
1922	68	70	67	60	64	72	70	60	58	68	70	64
1923	66	65	61	64	72	76	74	68	64	64	68	80
1924	85	85	92	90	80	80	80	92	93	99	93	97
1925	110	107			110	107	104	65		81	71	83

TABLE 57.—*Pennsylvania: Monthly farm price—Continued*

BUCKWHEAT  
[Cents per bushel]

Year	Jan.	Feb.	Mar.	Apr.	May	June	July	Aug.	Sept.	Oct.	Nov.	Dec.
1908	70	68	69	72	78	82	82	80	78	76	76	74
1909	72	72	74	74	76	80	83	79	74	71	68	68
1910	70	70	70	70	70	72	72	70	68	64	62	62
1911	62	62	62	62	65	68	68	70	68	68	70	70
1912	70	72	74	74	76	78	78	76	70	64	64	64
1913	65	64	64	68	70	69	68	65	68	72	72	72
1914	71	70	72	74	74	80	81	79	80	79	77	75
1915	76	79	80	81	82	86	89	86	77	75	78	78
1916	80	82	82	82	86	99	89	85	84	94	106	116
1917	117	122	134	138	164	205	206	179	166	150	160	162
1918	163	164	166	170	184	198	200	203	193	182	168	158
1919	156	144	136	144	154	148	144	150	153	150	140	138
1920	144	154	158	160	166	180	178	170	164	138	120	120
1921	115	111	108	112	118	112	113	112	102	88	76	77
1922	83	84	84	84	88	98	95	80	75	76	77	85
1923	85	81	84	85	89	98	98	89	87	90	92	93
1924	82	92	96	93	100	95	100	105	110	105	110	108
1925	105	109	108	102	110	120	111	115	102	84	83	88

APPLES

[Dollars per bushel]

1910	0.78	0.71	0.76	0.79	0.92	0.90	0.60	0.62	0.62	0.60	0.70	0.80
1911	.90	.95	1.09	1.05	1.15	1.33	.93	.69	.66	.49	.50	.58
1912	.58	.70	.75	.95	.95	.80	.70	.65	.66	.60	.68	.72
1913	.71	.75	.79	.78	.65	.87	.90	.80	.78	.50	.85	.93
1914	1.00	1.03	1.15	1.20	1.25	.90	.52	.60	.46	.47	.53	.53
1915	.59	.56	.69	.65	.67	.85	.90	.58	.58	.62	.63	.70
1916	.75	.79	.80	.82	.95	1.15	1.00	.75	.60	.60	.73	.75
1917	.80	.90	1.00	1.00	1.10	1.10	1.50	1.05	1.00	1.10	1.20	1.15
1918	1.20	1.25	1.35	1.35	1.25	1.50	1.40	1.02	2.00	1.05	1.15	1.20
1919	1.25	1.89	1.60	1.80	1.90	1.70	1.80	1.80	1.80	1.80	1.50	2.10
1920	2.50	2.50	2.75	2.70	3.40	3.70	2.80	1.10	1.80	.85	.90	1.05
1921	1.60	1.00	1.20	1.10	1.00	1.00	2.00	2.10	1.95	2.20	2.40	2.60
1922	2.50	2.90	3.00	2.75	2.75	2.75	1.50	1.00	.85	.90	1.00	1.10
1923	1.18	1.22	1.28	1.56	2.00	2.10	1.42	.95	1.05	1.08	1.03	1.11
1924	1.12	1.19	1.31	1.30	1.30	1.65	2.00	1.41	1.15	1.10	1.20	1.40
1925	1.43	1.40	1.67	1.98	1.50	2.00	1.82	1.55	1.20	1.42	1.36	1.56

[Dollars per barrel]

1914								1.63	1.50	1.30	1.55	1.70
1915	1.85	1.80	1.95	2.30	2.10	2.20	2.60	1.72	1.60	2.00	2.09	2.20
1916	2.40	2.60	2.70	2.45	2.75	3.15	2.60	2.09	1.80	2.00	2.39	2.40
1917	2.50	3.00	3.30	3.50	3.60	3.60		2.70	3.00	3.00	3.60	3.80
1918	3.90	4.20	4.20	4.40	4.40	4.40	3.20	3.15	3.50	3.50	3.75	3.80
1919	4.20	4.20	4.80	7.00	6.50	5.70	4.20	4.50	5.30	5.00	6.60	6.60
1920	7.80	8.00	8.50	8.20	10.00	8.80	7.00	2.80	2.75	2.55	2.90	3.20
1921	3.10	3.25	3.50	3.25	4.75	5.50	5.90	6.00	5.35	6.00	7.50	7.75
1922	7.50	9.00	9.00	8.00	8.00	8.00	4.50	2.75	2.40	2.80	3.10	3.30
1923	3.32	4.00	4.10	4.80	5.80			2.30	2.46	3.18	3.60	3.28
1924	3.37	3.80	4.00	4.00	4.00	4.50		3.60	3.20	3.38	4.10	4.60
1925	4.88	4.70	5.60	6.20	4.46	5.50	4.60	3.90	2.60	3.10	3.85	3.90

PEACHES

[Dollars per bushel]

Year	July	Aug.	Sept.	Oct.	Year	July	Aug.	Sept.	Oct.
1910		1.31	1.37	1.50	1918	2.50	2.50	2.75	2.60
1911		1.57	1.80	1.79	1919	2.70	2.50	3.00	3.00
1912	1.65	1.86	1.86	1.74	1920	3.40	2.60	2.60	2.60
1913		1.79	1.80	2.00	1921	2.85	3.40	3.45	3.25
1914	1.90	1.10	1.25	1.30	1922	2.85	2.00	1.80	1.90
1915	1.75	1.09	.80	.93	1923	3.10	1.82	1.83	1.98
1916	1.50	1.70	1.50	1.40	1924		2.00	1.91	1.80
1917		2.10	1.70	1.80	1925	2.50	2.40	2.82	2.50

TABLE 57.—*Pennsylvania: Monthly farm price—Continued*

## PEARS

[Dollars per bushel]

Year	Aug.	Sept.	Oct.	Nov.	Dec.	Year	Aug.	Sept.	Oct.	Nov.	Dec.
1910.....		1.01	0.79	0.85	0.94	1918.....	1.03	1.50	1.40	1.35	1.20
1911.....	0.95	.94	.75	.70	.75	1919.....	2.10	2.40	2.30	2.30	2.30
1912.....	.94	1.00	.90	.85	.96	1920.....	2.40	1.90	1.60	1.30	1.25
1913.....	1.00	1.05	1.04	1.00	1.17	1921.....	2.20	2.60	2.00	2.45	
1914.....	.85	1.00	.82	.70	.70	1922.....	1.75		1.50	1.00	1.40
1915.....	.86	.87	.85	.74	.85	1923.....	1.45	1.45	1.53	1.21	1.22
1916.....	1.10	1.02	.95	.90	.80	1924.....	2.30		1.60	1.29	1.57
1917.....	1.10	1.35	1.15	1.20	1.40	1925.....	1.92	1.85	1.29	1.38	1.75

## GRAPES

[Cents per pound]

Year	Aug.	Sept.	Oct.	Nov.	Year	Aug.	Sept.	Oct.	Nov.
1910.....		3.6	3.0	2.5	1918.....		5.5	5.8	
1911.....		3.0	3.1	4.5	1919.....		6.0	6.0	8.0
1912.....	3.5	3.7	2.9	3.4	1920.....		7.0	7.0	10.0
1913.....	3.2	4.2	4.1	6.0	1921.....		6.0	5.0	6.0
1914.....	5.0	2.9	2.7	3.7	1922.....	7.0		5.0	5.0
1915.....	4.0	3.2	3.2	3.3	1923.....		5.7	6.0	3.8
1916.....	4.0	4.0	4.0	5.0	1924.....	10.0		4.8	4.9
1917.....		5.0	4.3	4.0	1925.....		8.1	7.1	

## CABBAGE

[Dollars per 100 pounds]

Year	Jan.	Feb.	Mar.	Apr.	May	June	July	Aug.	Sept.	Oct.	Nov.	Dec.
1910.....	1.46	1.75	2.17	2.18	3.25	2.00	3.00	1.78	2.05	2.00	0.90	1.00
1911.....	1.30	1.07	1.29	1.38	1.25	3.33	3.00	2.45	2.46	1.20	1.15	1.60
1912.....	1.63	2.40	3.10	3.50	3.75	3.90	2.25	2.00	1.65	1.00	1.10	2.16
1913.....	1.60	2.00	1.30	2.00	2.52	2.75	3.30	2.50	2.05	1.65	1.60	1.65
1914.....	2.00	2.30	2.50	2.75	2.77	2.05	2.35	1.50	1.85	1.40	1.10	1.50
1915.....	1.30	1.50	1.50	2.20	2.60	2.36	1.80	1.71	1.20	1.30	1.10	1.50
1916.....	1.20	1.20	3.10	1.60	2.20	2.75	2.50	2.40	2.52	2.90	2.95	3.25
1917.....	4.50	6.50	6.60	8.40	9.50	6.50	4.00	2.40	1.70	1.80	1.80	2.40
1918.....	2.80	3.30	3.10	2.90	3.00	3.90	4.40	3.05	2.90	2.50	2.10	2.40
1919.....	2.30	2.60	3.10	3.80	5.60	4.40	4.00	3.80	3.40	2.50	2.40	3.50
1920.....	4.30	5.60	5.50	5.15	6.50	6.60	6.60	3.20	2.50	2.50	2.00	2.13
1921.....	2.20	2.00	2.15	2.60	3.00	5.00	3.80	3.50	3.10	2.60	2.75	3.00
1922.....	3.00	3.25	3.75	3.40	4.60	3.80	2.45	2.20	2.00	1.75	1.80	1.90
1923.....	2.70	2.40	3.10	4.20	4.50	4.70	4.60	3.30	3.00	2.31	2.52	2.44
1924.....	3.00	3.00	3.30	3.50				2.90	1.87	1.78	1.81	2.40
1925.....	2.70	2.75	2.25	3.10	3.80	4.10	5.00	3.20	2.80	2.35	2.25	2.28

## ONIONS

[Cents per bushel]

1910.....	80	75	70	77	88	85	79	73	73	72	72	72
1911.....	77	81	84	90	94	114	105	81	89	86	91	95
1912.....	101	120	150	170	141	139	90	89	85	76	80	77
1913.....	80	80	68	69	75	85	90	93	87	95	98	100
1914.....	105	110	130	120	110	150	120	115	89	85	77	85
1915.....	91	90	85	95	105	160	83	74	65	85	85	86
1916.....	95	160	100	100	110	120	120	125	105	118	145	150
1917.....	170	300	300	470	329	250	250	130	135	155	175	175
1918.....	180	175	145	110	125	130	160	190	165	155	145	135
1919.....	140	140	150	170	220	220	210	200	200	200	200	210
1920.....	240	280	205	310	310	330	200	160	175	145	150	140
1921.....	138	130	115	95	125	135	140	105	165	200	215	225
1922.....	225	275	350	400	350	225	210	165	120	135	135	155
1923.....	170	175	180	165	200	200	230	170	165	185	165	184
1924.....	184	180	185	176				165	174	126	126	146
1925.....	168	190	177	207	120	350	200	250	191	160	168	160

TABLE 57.—*Pennsylvania: Monthly farm price—Continued*

POTATOES  
[Cents per bushel]

Year	Jan.	Feb.	Mar.	Apr.	May	June	July	Aug.	Sept.	Oct.	Nov.	Dec.
1908.....	73	72	70	72	74	70	82	86	83	80	80	80
1909.....	80	80	84	94	98	96	95	90	80	71	66	63
1910.....	62	62	57	47	40	40	50	63	61	54	52	54
1911.....	56	54	52	52	55	71	100	114	108	93	89	96
1912.....	102	111	120	134	138	132	116	86	62	52	54	58
1913.....	62	63	62	60	61	68	76	83	80	80	80	81
1914.....	82	81	81	83	86	85	93	88	76	65	60	59
1915.....	60	59	54	50	50	54	55	52	52	64	75	81
1916.....	94	105	112	113	112	114	108	102	112	132	146	151
1917.....	171	226	253	279	300	272	208	142	126	134	140	137
1918.....	142	138	112	86	76	76	132	178	173	170	158	144
1919.....	134	128	116	118	137	153	184	204	188	160	150	160
1920.....	190	218	248	322	390	374	323	242	148	124	125	119
1921.....	112	94	68	56	51	52	97	163	164	138	134	128
1922.....	128	131	128	123	118	120	130	106	76	73	74	73
1923.....	74	76	78	87	93	100	138	178	162	128	108	97
1924.....	103	103	100	97	90	89	100	107	96	83	77	78
1925.....	70	76	78	73	67	67	163	189	114	114	192	209

SWEET POTATOES  
[Cents per bushel]

1910.....	83	77	83	85	50	80	50	75	75	68	75	
1911.....	80	100	100	98	120	95	130	159	122	92	100	
1912.....	95	128	135	134	175	150	85	117	96	97	85	
1913.....	110	110	140	127	115	80	100	200	102	102	82	
1914.....	125	125	123	150	130	175	85	115	93	100	89	
1915.....	118	125	120	130	120	120	130	160	122	120	138	
1916.....	130	140	200	210	210	210	210	210	140	150	160	
1917.....	175	150	185	185	185	185	185	185	160	200	185	
1918.....	230	230	210	260	250	250	250	250	260	180	180	
1919.....	210	230	340	245	280	250	250	360	260	175	200	
1920.....	225	160	180	175	188	188	188	188	240	135	200	
1921.....	200	230	240	300	250	250	250	250	170	140	140	
1922.....	164	200	205	225	250	250	250	250	194	155	159	
1923.....			250	270					150	142	152	
1924.....									186	200	200	
1925.....												

TOMATOES  
[Cents per bushel]

Year	Aug.	Sept.	Oct.	Year	Aug.	Sept.	Oct.	Year	Aug.	Sept.	Oct.
1912.....	96	63	69	1917.....	150	120	145	1922.....	160		100
1913.....	105	65	77	1918.....	210	135	130	1923.....	245	127	126
1914.....	95	60	67	1919.....	250	140	150	1924.....	200	122	103
1915.....	87	60	80	1920.....	150	130	130	1925.....	320	92	92
1916.....	155	87	100	1921.....	180	105	155				

TURNIPS  
[Cents per bushel]

Year	Jan.	Feb.	Nov.	Dec.	Year	Jan.	Feb.	Nov.	Dec.
1912.....				40	1919.....	85	80	100	100
1913.....				39	1920.....	110	136	100	136
1914.....	43	41	45	45	1921.....	110	106	100	100
1915.....	50	46	48	47	1922.....	110	113	100	100
1916.....	54	56	43	43	1923.....	110	117	76	95
1917.....	50	51	83	90	1924.....	90	110	88	99
1918.....	90	110	89	100	1925.....	129	121	102	117
	90	100	85	85					

TABLE 57.—*Pennsylvania: Monthly farm price—Continued*

BEANS, DRY

[Dollars per bushel]

Year	Jan.	Feb.	Mar.	Apr.	May	June	July	Aug.	Sept.	Oct.	Nov.	Dec.
1910.....					2.18							
1911.....	2.40	2.34	2.33	2.33	2.25	2.43	2.29	2.36	2.49	2.45	2.41	2.42
1912.....	2.55	2.67	2.80	2.77	2.77	2.85	3.10	3.01	2.78	2.50	2.46	2.49
1913.....	2.56	2.65	2.48	2.58	2.61	2.70	2.60	2.60	2.50	2.92	2.74	2.81
1914.....	2.50	2.49	2.36	2.45	2.60	2.40	2.45	2.80	2.95	2.70	2.70	2.60
1915.....	2.96	3.40	3.10	3.05	3.09	2.94	3.00	2.92	3.10	2.88	3.31	3.60
1916.....	3.95	3.82	3.78	4.10	4.08	3.90	6.38	5.00	3.85	5.80	6.03	6.50
1917.....	6.40	6.65	7.20	7.70	9.60	10.00	10.00	8.70	8.20	8.40	8.70	8.80
1918.....	9.50	8.80	8.80	8.20	9.00	8.70	8.20	8.00	7.90	7.40	7.10	6.30
1919.....	6.50	6.20	5.80	5.68	5.70	5.60	5.60	5.70	5.80	5.60	5.70	6.10
1920.....	5.60	6.10	5.80	5.80	5.40	5.60	6.00	5.30		5.15	4.80	3.95
1921.....	3.35	3.60	3.80	3.35	2.80	3.60	2.85	3.00	3.80	3.25	3.25	3.50
1922.....	3.30	3.50	3.60	4.00	4.25	4.10	5.00	5.60	4.60	4.00	4.25	4.20
1923.....	4.50	4.55	4.35	5.00	4.40	4.30	4.60	4.10	4.00	4.20	4.70	4.30
1924.....	4.00	4.60	4.00	4.00	3.70	3.70	4.00	3.45	3.40	3.40	3.45	3.50
1925.....	4.50	4.25	4.00	3.80	3.80	4.34	4.10	3.90	3.80	3.50	4.10	4.25

COTTONSEED MEAL (AS BOUGHT)

[Dollars per ton]

1910.....						34.20			33.50	35.00		
1911.....	35.00	33.70	32.60	33.60	33.90	32.70	32.30	33.20	32.20	33.70	35.60	32.70
1912.....	33.40	33.70	33.40	34.70	35.40	33.70	33.60	33.90	32.90	34.10	33.60	33.20
1913.....	33.00	33.60	32.20	32.90	32.80	33.00	33.10	34.20	34.20	33.30	34.00	34.00
1914.....	34.70	34.40	35.20	35.10	35.40	34.50	34.20	35.80	34.70	33.70	32.00	33.00
1915.....	33.50	34.40	34.10	34.00	34.10	34.30	34.00	33.30	34.00	34.90	34.90	35.50
1916.....	38.30	39.30	38.40	39.70	39.20	37.80	37.50	38.20	38.30	39.10	44.30	46.00
1917.....	46.20	44.90	48.00	47.40	52.00	51.10	52.00	53.60	54.10	55.50	50.60	57.00
1918.....	60.80	59.50	62.90	61.00	60.80	58.50	58.50	61.00	62.00	61.90	61.50	63.90
1919.....	64.50	66.50	66.50	65.80	69.00	68.60	74.10	82.00	84.50	80.90	81.00	84.00
1920.....	83.40	83.90	84.80	82.40	84.00	83.10	81.60	76.90	75.00	68.00	66.00	68.00
1921.....	52.00	50.00	47.00	44.00	44.00	47.00	42.00	40.25	50.00	50.00	49.00	48.00
1922.....	48.00	48.00	55.00	55.00	60.00	57.00	60.00	50.00	50.00	49.00	55.00	56.00
1923.....	58.00	60.40	58.00	59.70	58.60	53.00	55.60	52.00	55.00	55.00	56.00	54.20
1924.....	55.00	57.10	57.40	53.00	54.00	53.40	54.60	58.30	57.00	57.50	56.00	56.00
1925.....	57.00	55.00	54.70	53.20	53.10	52.60	52.20	55.40	54.40	47.80	49.10	50.40

HAY (LOOSE)

[Dollars per ton]

1908.....	15.82	15.46	15.14	15.00	14.75	13.50	11.75	11.00	11.12	11.38	11.75	21.88
1909.....	11.50	11.62	11.88	11.88	12.00	12.10	12.45	12.60	13.30	13.95	14.20	14.80
1910.....	15.25	16.60	16.80	17.15	17.15	16.55	15.25	14.65	14.80	14.95	15.05	15.35
1911.....	15.80	15.50	15.30	15.60	16.60	15.00	18.80	19.00	16.90	19.35	19.80	20.25
1912.....	20.70	21.25	22.20	23.40	23.70	21.55	18.00	15.75	14.95	14.60	15.05	15.05
1913.....	14.65	14.80	14.15	13.45	13.40	13.55	13.75	13.75	14.20	14.45	14.55	14.95
1914.....	14.05	14.50	14.30	14.75	14.90	14.65	14.90	13.95	14.20	14.20	14.45	14.90
1915.....	15.25	14.95	14.75	15.00	15.20	15.50	15.50	14.90	15.05	15.45	15.50	15.60
1916.....	15.85	16.00	16.25	17.05	17.65	15.65	13.20	12.80	13.10	13.50	13.70	13.70
1917.....	13.65	13.70	13.70	14.25	14.70	14.85	15.00	15.25	15.40	16.25	17.40	18.45
1918.....	20.00	21.30	22.45	22.80	22.15	20.65	19.10	18.50	21.70	22.70	23.70	23.95
1919.....	24.00	23.75	23.85	25.50	28.10	28.95	27.05	25.10	26.40	25.20	24.20	24.80
1920.....	26.25	27.25	28.70	30.45	31.00	30.60	28.65	25.70	24.30	23.55	23.30	23.15
1921.....	22.60	21.60	19.55	17.90	17.05	16.00	18.25	16.55	16.55	16.60	16.65	16.00
1922.....	15.25	15.88	16.48	16.72	17.38	16.85	15.05	13.55	13.50	14.30	14.30	14.65
1923.....	15.05	15.15	15.10	15.05	15.05	15.00	16.65	17.95	19.60	20.20	20.75	21.60
1924.....	22.00	24.00	23.80	23.00	23.40	22.00	16.70	15.60	16.00	16.80	16.80	15.80
1925.....	16.60	16.00	14.60	14.60	14.60	15.50	15.70	14.20	15.80	15.60	16.20	16.80

TABLE 57.—*Pennsylvania: Monthly farm price—Continued*

ALFALFA HAY  
[Dollars per ton]

Year	Jan.	Feb.	Mar.	Apr.	May	June	July	Aug.	Sept.	Oct.	Nov.	Dec.
1914										14.00		
1915	15.00		15.20	17.50	18.00	17.20	14.20	18.00		18.50	18.50	18.20
1916	18.30	18.40	18.50	17.80	18.80	18.00	16.40	15.00	15.50	18.40	17.00	17.00
1917		17.80	15.00	16.00	14.75	16.70	15.80	15.20	15.50	18.10	21.40	24.50
1918	29.33		27.20			19.70	18.40	21.20		29.50	27.60	28.00
1919	28.60	26.30	25.70		36.70	33.10	28.00	26.50	30.00	27.50	24.00	27.60
1920	28.60	31.60	31.60	38.50	37.50		31.60	30.50	30.00	28.00	27.00	28.00
1921	27.00	24.00	21.60	19.00	18.00	16.00	20.00	22.00	20.00	20.00	20.00	20.50
1922	18.00	20.00	20.00	20.00	18.00	18.00	18.00	15.00	16.00	16.00	17.00	18.00
1923	17.00	17.70	15.60	16.20	17.00	17.20	18.00	19.80	25.00	23.60	25.00	
1924	28.00	27.00			28.00			20.50	17.00		20.00	19.00
1925	10.00	19.30	16.30	15.00	15.40	14.20	14.80	18.00	15.70	19.10		20.10

CLOVER HAY  
[Dollars per ton]

1914										12.50	13.40	12.80
1915	13.50	13.00	13.20	13.50	13.50	13.50	12.90	13.30	12.10	13.70	13.90	13.80
1916	13.90	13.90	14.30	15.00	15.90	15.20	13.40	11.40	12.00	12.40	12.80	12.60
1917	12.50	12.50	12.40	13.20	12.80	13.20	13.20	12.50	12.80	14.00	15.40	18.60
1918	19.70	21.00	23.30	21.50	20.20	18.40	17.00	18.70	19.50	22.50	23.50	23.50
1919	23.00	22.40	22.20	23.10	27.00	27.20	24.50	23.20	23.10	22.90	22.60	23.50
1920	24.00	25.10	28.60	28.50	29.40	30.60	27.10	24.10	24.00	24.00	23.00	22.00
1921	23.00	19.00	19.00	17.00	16.00	16.00	16.00	16.40	16.00	16.00	16.00	16.00
1922	15.00	16.00	16.00	16.00	16.00	16.00	14.90	14.00	14.00	14.00	14.00	14.00
1923	14.30	14.00	13.80	14.60	13.00	14.40	15.10	16.50	17.00	19.00	20.40	
1924	21.50	22.50	23.00	22.70	23.60	24.00	23.00	18.60	16.00	16.20	17.00	16.50
1925	16.00	16.10	15.20	16.90	13.90	15.30	12.60	14.90	17.10	16.90	15.80	16.30

TIMOTHY HAY  
[Dollars per ton]

1914										14.50	14.90	14.90
1915	15.10	15.00	14.90	15.20	14.90	15.50	15.20	15.00	15.00	15.80	15.80	16.20
1916	16.40	16.60	16.70	17.40	18.20	18.00	15.30	13.20	13.88	13.70	14.35	13.90
1917	14.40	14.20	14.20	15.00	14.40	15.50	15.40	14.70	14.70	16.10	18.50	20.70
1918	22.20	22.90	25.50	24.80	23.60	21.50	19.20	21.10	21.60	25.50	26.70	26.00
1919	25.70	25.20	25.20	26.10	29.50	30.50	27.10	26.90	26.90	25.70	25.50	25.40
1920	27.00	37.20	30.90	30.50	32.20	34.00	30.00	26.60	27.00	26.00	26.00	25.00
1921	24.60	22.00	21.60	19.00	18.00	18.00	17.00	18.00	17.00	17.00	17.00	17.00
1922	17.00	17.00	18.00	18.00	18.00	18.00	16.00	15.00	16.00	16.00	16.00	15.60
1923	15.60	15.50	15.40	15.80	15.50	16.30	16.40	17.60	18.50	21.00	21.60	22.00
1924	23.00	24.00	24.00	23.90	23.40	24.00	22.50	20.20	17.50	17.00	18.00	17.50
1925	17.00	17.00	18.40	16.10	14.80	15.40	16.30	14.90	18.20	18.00	16.50	17.80

MAPLE SUGAR  
[Cents per pound]

Year	Feb.	Mar.	Apr.	May	June	Year	Feb.	Mar.	Apr.	May	June
1912		12.0	12.0	12.0	11.0	1919	23.0	25.0	26.0	24.0	25.0
1913	11.9	14.5	14.5	13.7		1920	33.0	35.0	34.0	32.0	32.0
1914		13.4	13.5	13.3	13.5	1921	23.0	30.0	31.0	25.0	25.0
1915	13.3	14.4	14.3	14.0	13.2	1922	23.0	25.0	25.0	23.0	25.0
1916	14.9	15.0	15.0	15.0	14.0	1923	20.0	25.0	26.0	26.0	23.0
1917	14.0	15.5	17.8	16.9	15.8	1924	25.0	26.0	26.0	26.0	24.0
1918	17.9	20.0	23.0	24.0	21.0	1925	30.0	26.0	29.7	27.2	26.0

MAPLE SIRUP  
[Dollars per gallon]

1912		1.02	1.00	0.99	0.94	1919	1.70	1.90	2.00	1.85	1.85
1913	1.01	1.00	1.05	1.02		1920	2.10	2.60	2.75	2.85	2.60
1914		1.05	1.05	1.05	1.05	1921	2.15	2.25	2.26	2.15	2.25
1915	.94	1.05	1.03	1.02	1.02	1922	2.20	2.00	1.95	1.90	2.00
1916	1.08	1.08	1.14	1.11	1.16	1923	1.70	1.90	1.90	2.00	1.82
1917	1.15	1.25	1.30	1.35	1.30	1924	1.94	2.00	1.90	2.00	1.90
1918	1.50	1.75	1.75	1.75	1.75	1925	2.07	2.05	2.10	1.94	2.04

TABLE 57.—*Pennsylvania: Monthly farm price—Continued*

## BEEF CATTLE

(Dollars per 100 pounds)

Year	Jan.	Feb.	Mar.	Apr.	May	June	July	Aug.	Sept.	Oct.	Nov.	Dec.
1910	5.70	5.20	5.00	6.20	6.50	6.50	6.00	5.60	5.90	5.30	5.30	5.50
1911	5.90	5.40	5.70	5.60	5.60	5.60	5.60	5.30	5.30	5.20	5.40	4.90
1912	5.20	5.30	5.40	5.00	6.40	6.70	6.30	6.70	6.40	6.40	6.20	6.30
1913	6.30	6.40	6.60	7.20	7.20	7.30	7.30	7.00	6.50	7.20	7.00	6.10
1914	7.00	7.30	7.40	7.40	7.30	7.20	7.50	7.70	7.60	7.30	7.40	7.50
1915	7.00	6.90	6.70	6.70	7.00	7.30	7.40	7.90	7.60	7.10	7.00	6.80
1916	6.80	6.90	7.10	7.30	7.60	8.00	7.70	7.50	7.30	7.20	7.30	7.30
1917	7.40	8.10	9.60	9.20	9.90	10.10	10.20	9.60	10.20	10.10	10.10	9.60
1918	9.70	9.50	10.40	10.40	12.20	12.60	12.20	12.10	12.20	11.50	11.40	11.60
1919	11.10	11.30	11.70	12.90	12.70	12.30	12.00	12.10	11.60	10.80	11.10	11.20
1920	11.00	10.90	10.80	10.60	10.75	11.20	11.40	11.40	10.60	10.20	9.90	8.50
1921	8.30	8.00	8.10	8.10	7.50	7.60	7.10	7.40	7.00	7.00	6.60	6.30
1922	6.40	6.50	7.00	6.70	7.00	7.50	7.20	7.00	7.00	7.40	7.00	7.20
1923	7.30	7.10	7.60	7.20	7.20	7.50	7.50	7.50	7.00	7.20	6.90	7.00
1924	7.00	7.00	7.40	7.60	7.50	7.50	7.20	7.40	7.20	7.30	7.00	7.10
1925	7.30	7.30	7.50	8.20	8.10	8.10	8.20	8.30	7.90	7.80	7.30	7.70

## VEAL CALVES

(Dollars per 100 pounds)

1910	7.20	7.40	7.50	7.10	7.50	7.70	7.50	7.50	7.50	7.50	7.60	8.00
1911	7.50	7.90	7.90	7.00	8.80	8.90	7.50	7.50	7.60	7.50	7.60	7.20
1912	7.30	7.20	6.80	7.00	7.20	7.30	7.20	7.50	7.30	8.20	7.90	8.10
1913	8.20	8.30	8.40	8.60	8.30	8.60	8.80	9.00	9.00	9.20	9.40	9.20
1914	9.20	9.40	9.60	8.80	8.80	8.70	9.00	9.00	9.50	9.50	9.30	9.20
1915	9.10	9.20	8.70	8.90	8.10	8.50	8.60	9.20	9.10	9.30	9.10	9.20
1916	9.20	9.20	9.20	8.30	8.90	9.50	9.80	10.10	10.50	10.30	10.40	10.40
1917	10.90	11.20	11.50	12.10	11.70	12.00	12.40	12.70	13.50	13.70	13.50	13.20
1918	13.70	13.70	13.60	13.60	13.70	13.90	15.00	15.30	15.50	15.50	15.90	15.30
1919	16.50	15.20	15.40	15.40	14.60	15.20	16.40	17.00	16.00	16.80	16.40	16.40
1920	16.60	16.90	16.80	16.40	15.80	15.50	15.50	15.80	15.50	16.00	15.30	13.40
1921	13.50	12.40	12.10	11.60	9.80	10.00	10.00	10.20	10.40	10.50	10.30	10.20
1922	10.20	10.50	10.50	9.50	9.00	9.60	9.50	9.70	10.00	10.70	10.50	10.40
1923	10.60	10.50	10.30	10.00	10.00	10.10	10.30	10.20	10.80	10.90	10.70	10.70
1924	10.80	11.00	11.10	10.60	10.20	10.30	9.90	10.40	10.60	10.50	10.00	10.80
1925	11.00	11.30	11.20	11.50	10.40	10.50	10.60	11.40	11.40	11.60	11.60	12.10

## MILK COWS

(Dollars per head)

1910	48.00	42.00	44.10	49.40	44.70	45.90	46.50	48.00	47.50	48.80	49.00	48.00
1911	48.00	47.50	47.90	50.30	49.00	47.60	44.40	47.00	46.60	46.20	47.20	45.80
1912	47.40	47.00	46.00	48.40	48.30	46.50	49.60	48.60	51.10	51.20	51.00	50.70
1913	52.50	53.40	55.50	56.70	56.50	56.60	54.90	57.50	60.30	62.40	64.30	62.60
1914	61.50	61.70	63.30	62.20	62.40	64.70	63.60	63.80	62.80	62.50	60.50	61.20
1915	65.00	60.30	60.10	59.20	60.00	59.80	62.10	61.20	62.80	62.50	61.70	62.50
1916	60.70	59.10	60.30	64.30	61.50	61.60	61.60	63.60	62.30	64.70	67.20	64.50
1917	65.00	65.50	69.90	71.70	73.70	72.00	72.50	76.00	75.60	80.00	79.40	80.30
1918	81.70	79.40	85.00	84.60	84.40	90.00	91.80	93.20	93.00	99.50	94.70	94.00
1919	93.00	90.30	95.30	97.10	98.20	98.40	101.90	106.00	110.00	111.20	111.30	114.70
1920	111.50	108.70	111.10	102.25	103.10	98.20	100.00	106.90	102.00	100.00	91.00	84.00
1921	80.00	75.00	75.00	70.00	70.00	70.00	63.00	69.00	65.00	63.00	65.00	65.00
1922	65.00	65.60	62.00	61.00	60.00	65.00	61.00	61.00	63.00	60.00	65.00	65.00
1923	65.80	62.50	63.40	67.20	68.40	67.00	67.50	67.00	67.70	66.20	66.80	63.00
1924	65.00	65.90	67.00	66.00	67.00	68.00	66.00	70.00	69.00	68.70	70.50	68.00
1925	68.50	65.00	63.80	72.00	70.00	72.90	68.40	71.50	75.40	78.70	78.60	77.40



TABLE 57.—*Pennsylvania: Monthly farm price—Continued*

MILK, WHOLESALE  
[Cents per gallon]

Year	Jan.	Feb.	Mar.	Apr.	May	June	July	Aug.	Sept.	Oct.	Nov.	Dec.
1910.....	20	18	18	21	16	18	18	16	17	18	18	21
1911.....	18	19	17	17	17	16	18	18	18	18	18	20
1912.....	19	20	19	18	17	17	19	18	18	18	18	18
1913.....	20	19	18	17	16	16	16	18	18	17	19	19
1914.....	18	19	18	18	17	17	17	17	17	18	18	17
1916.....	19	18	18	17	18	17	17	18	18	20	20	18
1917.....	21	22	21	21	21	21	23	23	24	26	28	21
1918.....	30	26	31	30	28	27	27	30	29	26	28	28
1919.....	35	33	33	30	32	31	32	33	31	31	33	34
1920.....	35	37	35	34	35	34	33	35	35	34	34	37
1921.....	32	28	31	30	29	27	26	26	26	30	27	33
1922.....	29	29	25	24	25	27	23	27	27	27	27	27
1923.....	29	30	29	27	28	27	27	26	26	27	26	28

[Dollars per 100 pounds]

1923.....									3.24	2.86	3.21	2.60
1924.....	2.60	2.60	2.45	2.44	2.30	2.40	2.30	2.15	2.25	2.40	2.50	2.69
1925.....	2.80	2.70	2.50	2.50	2.43	2.24	2.43	2.46	2.75	2.66	2.58	2.59

BUTTER  
[Cents per pound]

1909.....		30	29	28	26	24	25	26	28	30	32	34
1910.....	34	32	30	30	28	26	26	28	30	30	32	34
1911.....	32	28	27	26	24	23	24	26	28	29	30	33
1912.....	34	34	32	31	30	28	28	28	29	31	33	34
1913.....	33	33	33	33	32	28	26	28	29	31	33	34
1914.....	34	33	31	29	27	26	26	28	30	32	33	35
1915.....	34	32	30	30	29	28	26	27	29	32	33	34
1916.....	33	32	32	32	30	28	28	30	32	30	32	33
1917.....	39	39	38	39	40	39	38	40	43	45	38	30
1918.....	50	50	48	46	46	42	43	46	48	46	46	49
1919.....	60	52	51	57	58	55	54	46	48	53	58	62
1920.....	69	67	65	65	64	61	50	50	53	62	66	69
1921.....	53	54	55	48	42	36	38	42	46	64	64	62
1922.....	46	42	40	40	40	37	38	39	40	43	48	50
1923.....	51	49	47	47	46	44	44	45	48	50	52	50
1924.....	51	50	49	46	42	39	39	42	42	42	44	46
1925.....	46	43	46	46	44	43	44	44	46	50	53	52

BUTTERFAT  
[Cents per pound]

1920.....									57	58	65	59
1921.....	54	48	54	48	41	32	38	43	39	48	43	49
1922.....	50	40	38	37	37	38	32	32	40	42	48	52
1923.....	46		43	43	44	40	39	44	48	46	50	52
1924.....	56	50	50	43	40	43	40	40	42	38	42	52
1925.....	45	45	48	45	43	41	45	42	48	52	53	55

LOGS  
[Dollars per 100 pounds]

1910.....	9.30	8.00	9.40	10.00	9.00	8.60	9.00	8.80	8.80	9.30	8.70	8.00
1911.....	8.50	8.10	7.90	7.40	6.80	6.40	6.70	6.90	7.50	7.10	6.50	6.20
1912.....	6.00	6.50	6.40	6.80	7.00	7.10	6.90	7.40	7.90	8.30	7.90	7.80
1913.....	7.70	7.80	8.00	8.50	8.00	8.10	8.20	8.00	8.70	8.90	8.40	8.10
1914.....	8.10	8.50	8.70	8.70	8.30	8.00	8.30	8.90	8.80	8.70	8.20	7.80
1915.....	7.80	7.50	7.30	7.40	7.50	7.50	7.60	7.90	7.50	7.90	7.40	6.20
1916.....	7.20	7.80	8.40	8.70	8.80	9.60	8.90	9.10	10.10	9.70	9.80	9.70
1917.....	9.90	11.70	13.40	14.40	14.40	14.10	13.00	15.10	16.70	17.00	16.90	16.40
1918.....	16.00	17.10	17.20	17.20	17.30	16.80	17.20	15.50	18.80	19.00	17.50	17.00
1919.....	17.10	17.10	17.00	17.00	18.50	18.60	19.60	20.60	17.80	15.80	14.60	14.50
1920.....	14.00	15.10	15.40	15.40	15.40	15.20	14.90	15.00	15.70	15.70	14.40	11.00
1921.....	11.00	10.00	11.00	9.60	9.00	8.20	8.70	9.50	8.80	8.70	8.50	8.50
1922.....	8.20	9.20	10.00	9.70	9.50	9.00	9.80	9.60	9.50	9.50	9.20	9.30
1923.....	9.40	9.70	9.00	8.70	8.80	8.00	7.80	8.00	8.90	8.80	8.80	8.30
1924.....	8.40	8.10	8.10	8.10	7.80	7.80	7.80	9.50	9.30	10.00	10.20	10.00
1925.....	10.30	10.70	12.10	12.50	12.00	12.30	13.20	13.60	13.20	12.90	12.30	12.30

TABLE 57.—*Pennsylvania: Monthly farm price—Continued*

SHEEP

(Dollars per 100 pounds)

Year	Jan.	Feb.	Mar.	Apr.	May	June	July	Aug.	Sept.	Oct.	Nov.	Dec.
1910.....	4.60	4.50	5.30	5.40	5.20	4.70	5.00	4.80	4.70	4.80	5.00	4.80
1911.....	4.50	4.60	4.40	4.40	4.50	4.60	4.60	5.70	4.50	4.50	4.50	4.20
1912.....	3.80	4.10	4.40	4.80	5.40	5.20	4.60	4.60	4.50	4.30	4.60	4.60
1913.....	4.60	4.90	5.10	5.40	4.90	5.00	4.60	5.10	5.00	4.70	4.50	4.50
1914.....	5.20	5.10	5.70	5.60	5.40	5.00	6.40	5.60	5.40	5.10	5.20	5.10
1915.....	5.20	5.00	5.00	5.50	5.00	5.50	5.40	5.40	5.20	5.40	5.30	5.80
1916.....	5.70	6.10	6.70	6.50	6.50	6.50	6.10	6.10	6.30	6.40	6.30	6.70
1917.....	7.10	8.10	10.25	10.50	9.10	9.30	8.50	8.50	9.40	9.60	10.30	10.40
1918.....	10.30	10.70	11.10	10.50	11.00	10.70	11.20	11.30	10.60	10.30	10.20	9.30
1919.....	9.40	10.30	10.60	11.50	10.50	9.50	9.90	9.60	9.60	8.40	8.50	8.40
1920.....	10.00	10.00	10.40	10.70	9.70	9.30	9.60	8.70	7.50	6.90	7.00	6.00
1921.....	7.10	5.50	6.00	6.50	5.70	5.70	4.50	3.90	4.60	4.60	4.20	3.20
1922.....	5.00	5.70	6.00	6.20	6.00	6.00	5.50	5.30	5.40	6.50	6.00	6.10
1923.....	6.50	6.70	6.10	6.20	6.40	6.20	5.80	6.00	6.60	6.80	6.50	6.10
1924.....	6.10	6.60	6.90	6.50	6.50	6.00	5.60	5.80	5.90	6.10	6.00	6.30
1925.....	6.40	7.40	7.90	8.20	7.40	6.20	7.00	6.30	6.30	6.80	7.20	6.80

LAMBS

(Dollars per 100 pounds)

1910.....	5.50	6.00	7.00	7.10	7.00	7.00	6.50	6.20	6.30	6.00	6.20	6.10
1911.....	6.40	5.00	5.90	5.80	6.50	6.30	6.50	6.50	5.90	6.00	5.50	5.40
1912.....	6.30	5.60	6.90	6.50	6.50	7.30	6.20	6.40	6.20	6.20	5.10	6.30
1913.....	7.10	7.30	7.10	7.20	7.30	7.30	7.30	6.90	6.80	5.50	6.50	6.30
1914.....	7.10	7.10	7.30	7.50	7.50	7.30	7.70	7.50	7.20	6.80	6.70	7.00
1915.....	8.00	8.50	8.50	8.20	8.50	8.50	7.40	7.20	7.00	7.20	7.30	7.50
1916.....	9.90	11.20	11.80	8.50	8.50	9.50	8.70	8.00	8.70	8.50	9.00	9.40
1917.....	13.90	14.00	11.80	12.10	12.20	13.10	12.50	12.00	12.40	14.00	14.20	14.00
1918.....	14.00	14.50	14.70	15.00	15.00	15.30	15.10	15.30	15.40	14.70	14.20	12.90
1919.....	14.20	15.10	15.20	16.75	15.30	15.30	15.10	15.20	14.40	13.80	13.00	12.50
1920.....	11.00	9.20	9.50	9.80	9.20	10.20	14.60	13.20	12.00	11.00	11.00	10.20
1921.....	8.70	10.00	10.60	10.60	9.20	10.20	9.30	9.50	7.50	8.20	7.50	7.50
1922.....	11.20	11.20	10.90	11.80	11.50	11.50	10.20	9.70	10.20	10.50	10.50	10.50
1923.....	10.50	11.10	11.50	12.00	11.70	11.20	10.50	10.50	11.00	11.50	10.30	11.00
1924.....	12.00	13.20	13.10	13.50	13.50	12.50	11.00	10.90	11.00	10.50	10.40	11.00
1925.....	12.00	13.20	13.10	13.50	13.50	12.50	11.70	11.60	11.60	11.50	11.90	12.60

WOOL (UNWASHED)

(Cents per pound)

1910.....	31	30	30	29	31	27	24	21	23	24	22	22
1911.....	22	22	21	21	18	19	19	20	20	20	20	21
1912.....	21	20	19	21	21	23	24	24	24	23	23	23
1913.....	24	24	23	23	19	19	19	19	20	19	19	19
1914.....	20	20	20	20	20	21	22	23	21	21	21	22
1915.....	22	22	23	26	25	25	26	26	27	28	27	28
1916.....	28	28	31	28	32	33	33	35	34	33	34	35
1917.....	36	37	40	42	46	50	57	60	59	62	62	68
1918.....	65	70	74	73	68	69	66	67	68	67	68	67
1919.....	64	64	67	65	61	54	60	60	62	61	62	65
1920.....	62	59	65	68	70	40	35	33	35	27	28	24
1921.....	33	33	28	28	25	20	19	19	20	22	20	20
1922.....	28	25	29	30	31	34	34	35	25	34	35	37
1923.....	36	35	33	40	40	42	40	41	38	38	30	30
1924.....	41	42	40	39	46	41	38	38	40	45	47	47
1925.....	47	50	50	41	46	40	46	43	42	44	46	46

TABLE 57.—*Pennsylvania: Monthly farm price—Continued*

HORSES												
[Dollars per head]												
Year	Jan.	Feb.	Mar.	Apr.	May	June	July	Aug.	Sept.	Oct.	Nov.	Dec.
1910	149	156	164	175	179	175	170	176	171	168	160	163
1911	169	167	173	181	182	177	175	176	171	168	168	170
1912	169	174	179	176	178	178	175	177	175	174	170	165
1913	170	170	180	185	178	180	179	180	181	167	174	173
1914	171	172	179	177	180	176	175	180	170	168	164	167
1915	168	171	164	164	164	160	166	158	160	151	148	153
1916	158	158	161	168	168	161	165	157	161	165	160	155
1917	155	165	161	168	173	169	170	160	163	162	165	155
1918	158	162	171	173	170	168	163	168	165	155	150	145
1919	150	147	160	165	160	153	157	160	153	145	138	141
1920	151	150	158	163	168	155	160	156	146	141	140	138
1921	138	145	150	145	150	140	135	140	131	126	123	120
1922	125	130	135	131	130	132	130	130	135	130	125	120
1923	121	124	121	127	124	120	126	126	115	110	105	100
1924	100	105	110	112	110	108	110	110	108	110	105	105
1925	104	101	110	115	124	115	114	113	123	126	96	104

CHICKENS												
[Cents per pound]												
Year	Jan.	Feb.	Mar.	Apr.	May	June	July	Aug.	Sept.	Oct.	Nov.	Dec.
1909		11.0	11.5	12.0	12.0	12.0	13.0	12.0	12.0	13.0	12.5	12.0
1910	12.2	12.7	13.4	14.1	14.3	14.1	14.1	14.0	13.6	13.6	13.0	12.4
1911	15.6	12.6	12.8	13.2	13.2	13.6	14.0	13.8	13.4	12.8	11.6	11.2
1912	11.7	12.3	12.6	13.0	13.1	13.5	13.9	13.4	13.3	13.0	12.0	12.5
1913	12.4	12.7	13.5	14.0	14.2	14.2	14.3	14.3	14.2	13.9	13.1	13.1
1914	13.4	14.0	14.0	14.9	15.0	14.4	14.7	14.7	14.5	14.5	12.8	12.6
1915	12.7	13.0	13.6	14.0	13.9	14.1	13.5	14.1	13.7	13.2	12.9	12.3
1916	13.1	11.1	13.0	13.1	13.2	13.5	13.4	13.8	15.0	16.1	15.0	15.2
1917	16.0	17.0	18.2	19.0	20.0	20.0	20.1	21.0	21.1	21.0	20.3	21.0
1918	21.8	23.6	24.4	25.0	25.0	25.0	26.5	27.8	28.6	28.3	26.2	28.2
1919	27.0	27.0	29.0	30.7	31.6	31.0	32.0	32.0	30.0	30.0	25.0	26.0
1920	26.8	29.0	31.1	33.5	33.0	32.1	31.0	32.7	32.0	33.0	25.0	25.0
1921	27.0	27.0	28.0	27.0	28.0	27.0	27.0	26.0	27.0	24.0	22.0	21.0
1922	22.0	23.0	24.0	24.0	24.0	24.0	24.0	23.0	21.0	22.0	21.0	21.0
1923	22.3	23.0	23.0	24.0	23.0	24.0	24.0	24.0	25.0	23.0	21.4	21.0
1924	21.0	22.0	22.8	23.0	23.7	25.0	23.0	23.0	22.0	22.5	21.5	21.0
1925	22.5	23.0	25.2	26.2	25.5	26.4	25.0	25.8	25.5	24.0	23.3	23.2

TURKEYS											
[Cents per pound]											
Year	Jan.	Oct.	Nov.	Dec.	Year	Jan.	Oct.	Nov.	Dec.		
1912		16.	15.2	19.0	1910		38.0	34.0	36.0	41.0	
1913	19.4	17.8	19.4	20.2	1920	44.8	39.0	42.0	47.0		
1914	21.0	18.7	18.2	19.1	1921	49.0	34.0	40.0	47.0		
1915	19.1	17.7	18.7	20.9	1922	46.0	40.0	41.0	50.0		
1916	22.0	22.0	24.0	24.7	1923	46.0	44.0	47.0	48.0		
1917	21.0	28.0	28.0	29.3	1924	46.0	39.0	39.0	42.0		
1918	30.0	31.8	33.2	33.9	1925	42.9	49.0	41.0	45.4		

EGGS												
[Cents per dozen]												
Year	Jan.	Feb.	Mar.	Apr.	May	June	July	Aug.	Sept.	Oct.	Nov.	Dec.
1909		26	21	19	20	21	23	24	26		32	34
1910	34	31	24	20	20	22	22	21	25	28	32	36
1911	31	22	19	17	16	18	19	20	23	27	32	34
1912	34	32	25	20	19	20	21	23	26	30	34	34
1913	28	24	20	17	16	18	20	21	24	27	32	30
1914	31	30	27	18	18	20	21	23	25	29	35	35
1915	38	26	18	18	19	19	20	21	21	29	36	36
1916	33	26	23	20	20	21	24	27	30	35	40	42
1917	45	41	28	30	32	33	34	36	40	44	48	52
1918	55	53	33	33	34	35	40	42	45	51	60	65
1919	61	41	39	38	42	41	46	48	52	59	67	77
1920	72	61	48	41	41	42	45	48	55	63	74	72
1921	65	39	32	23	24	26	34	37	39	54	60	62
1922	46	38	24	22	24	25	20	27	33	43	50	56
1923	48	30	32	24	24	25	26	28	36	43	56	53
1924	41	40	25	22	22	25	27	33	38	45	58	62
1925	59	45	28	27	20	30	33	36	35	46	59	57

TABLE 58.—*Pennsylvania: December 1 farm price of crops, 1866-1925*<sup>1</sup>

Year	Wheat	Corn	Oats	Barley	Rye	Buck- wheat	Pota- toes	Sweet potatoes	Tame hay	Wild hay	Tobac- co
	Cts. per bu.	Cts. per bu.	Cts. per bu.	Cts. per bu.	Cts. per bu.	Cts. per bu.	Cts. per bu.	Cts. per bu.	Dolls. per ton	Dolls. per ton	Cts. per lb.
1866	186	63	35	76	81	67	53		11.22		11.8
1867	174	54	47	98	101	81	74		10.62		6.4
1868	147	74	48	122	98	81	69	186	11.90		6.0
1869	101	73	37	81	78	74	48	122	11.77		
1870	114	67	43	92	80	76	70	115	11.71		18.9
1871	130	69	44	81	77	84	49	88	18.67		13.7
1872	148	53	38	78	76	82	56	95	20.23		12.9
1873	138	55	40	97	75	77	60	145	16.30		11.3
1874	109	69	53	90	81	77	71	106	15.37		13.5
1875	112	51	36	59	74	60	37	92	14.93		8.7
1876	115	50	32	78	68	68	78		11.15		8.2
1877	132	50	31	81	67	66	42		9.44		
1878	97	48	27	39	84	55	70		8.04		10.0
1879	132	54	36	83	68	60	37		12.88		9.0
1880	109	53	37	84	76	62	48		16.40		13.0
1881	134	75	45	95	96	96	97		13.53		13.0
1882	105	70	48	80	74	73	57	90	12.00		13.0
1883	108	67	40	73	70	85	45	75	10.45		12.0
1884	86	52	35	66	64	58	39		12.00		10.5
1885	66	49	36	70	66	54	47	80	13.50		10.5
1886	83	47	34	60	58	54	46	72	11.50		11.8
1887	81	50	35	68	56	56	70	84	11.31		11.0
1888	107	50	34	65	62	65	40		14.00		11.0
1889	85	46	30	55	52	55	48	79	9.40		11.7
1890	99	60	48	70	70	55	77	85	7.50		13.5
1891	100	57	37	64	80	57	43	83	10.00		14.5
1892	81	57	40	57	62	53	72		12.30		13.0
1893	65	49	35	50	57	59	60		14.40		13.0
1894	56	55	38	48	56	53	57	76	14.31		9.0
1895	65	39	27	41	50	44	28		12.30		7.4
1896	83	33	24	40	47	38	27	52	12.15		8.0
1897	91	34	27	30	43	42	66	74	9.45		8.0
1898	68	40	39	44	47	44	58		7.90		
1899	66	41	29	49	51	54	43	60	11.30		8.2
1900	72	45	30	50	53	53	65	65	12.90		6.0
1901	72	62	45	59	60	50	76	80	13.64		6.0
1902	73	58	34	54	53	61	57	56	14.00		6.0
1903	79	57	37	56	62	64	62	73	13.70		7.3
1904	108	59	38	56	71	63	54	78	11.82		8.9
1905	87	54	36	55	65	56	65	66	14.93		10.8
1906	76	52	38	55	61	57	57	75	13.40		13.7
1907	96	64	54	70	75	69	67	90	15.75		7.5
1908	99	73	53	83	77	75	80	93	12.00		10.5
1909	109	70	50	67	80	68	65	89	14.60		10.5
1910	92	59	41	63	73	62	52	75	15.00		9.3
1911	92	68	50	65	80	69	93	105	20.00		9.3
1912	95	68	41	65	77	64	57	75	15.60		8.5
1913	91	72	46	71	74	73	80	96	11.90		7.5
1914	104	73	51	79	83	76	88	86	14.50	15.50	8.5
1915	104	70	44	75	84	78	75	74	13.60	13.00	9.2
1916	102	97	57	75	109	111	148	135	13.80	12.00	14.2
1917	207	153	73	140	170	163	135	110	17.50	16.00	21.0
1918	214	155	80	120	185	160	151	185	23.70	14.00	14.0
1919	216	147	80	128	157	140	154	180	21.00	20.00	17.0
1920	170	109	66	90	140	120	121	155	23.50	18.00	20.0
1921	103	55	45	62	95	75	133	180	17.00	12.00	14.4
1922	110	72	46	65	87	50	75	111	14.30	8.00	16.0
1923	100	91	52	72	91	91	105	140	21.50	15.50	18.1
1924	144	118	62	90	113	103	80	150	16.00	12.00	15.7
1925	147	80	51	86	105	91	161	210	17.00	12.00	17.0

<sup>1</sup> These prices are issued, by States, in December each year and published in supplements to Crops and Markets. Prices for recent years appear in current issues of the Yearbook. The full series for any single State is not available in this form elsewhere.

TABLE 59.—*Pennsylvania: January 1 farm values of livestock per head, 1867-1926*<sup>1</sup>

Year	Horses		Mules	Milk cows	Other cattle	Sheep	Hogs	Year	Horses		Mules	Milk cows	Other cattle	Sheep	Hogs
	Dolls.	Dolls.	Dolls.	Dolls.	Dolls.	Dolls.	Dolls.		Dolls.	Dolls.	Dolls.	Dolls.	Dolls.	Dolls.	Dolls.
1867	88.84	82.67	35.19	24.56	3.02	6.29		1897	44.27	58.81	25.93	21.62	2.77	6.87	
1868	69.60	78.56	32.45	23.20	2.19	5.71		1898	40.25	63.32	29.69	23.64	3.41	6.78	
1869	78.81	100.35	34.74	26.08	1.93	7.40		1899	53.56	68.99	31.69	25.59	3.75	7.61	
1870	68.05	107.53	38.61	29.88	2.36	10.40		1900	50.39	76.16	33.15	27.34	3.60	7.22	
1871	96.59	119.70	42.16	37.41	2.85	9.68		1901	72.95	79.35	32.93	17.94	3.75	7.73	
1872	80.07	110.35	35.89	28.42	3.13	6.11		1902	81.33	91.37	32.52	17.20	3.32	8.52	
1873	91.32	114.37	31.64	26.85	3.28	7.24		1903	81.38	91.43	31.54	16.56	3.40	10.13	
1874	90.39	115.33	30.23	24.08	2.91	6.02		1904	59.64	93.35	34.65	21.83	3.53	9.03	
1875	83.94	105.54	31.71	25.34	3.24	8.77		1905	62.56	99.87	29.91	15.99	3.81	8.28	
1876	74.36	81.42	30.45	25.49	3.14	10.10		1906	102.66	106.33	34.50	17.40	4.03	8.45	
1877	70.12	83.93	31.97	24.11	2.94	8.79		1907	109.66	123.66	36.00	13.66	4.86	9.40	
1878	70.93	84.65	32.61	25.12	3.01	7.83		1908	114.00	124.00	36.00	15.00	4.62	7.80	
1879	66.22	70.74	29.24	23.56	2.99	5.73		1909	116.00	128.00	37.00	18.50	4.50	8.50	
1880	67.22	86.07	26.66	21.69	3.01	6.88		1910	132.00	145.00	39.00	19.20	4.50	9.50	
1881	72.70	84.48	26.24	23.45	3.27	7.62		1911	137.00	148.00	44.59	21.49	4.84	11.50	
1882	73.24	85.72	30.75	28.70	3.39	11.28		1912	130.00	147.00	43.70	21.70	4.30	10.00	
1883	90.47	106.07	35.59	29.76	3.64	9.21		1913	153.00	149.00	48.00	23.69	5.00	12.50	
1884	96.31	110.74	36.66	31.73	3.19	9.27		1914	134.00	148.00	48.40	26.39	4.90	13.50	
1885	97.14	111.35	34.05	30.55	3.10	8.49		1915	134.00	142.00	49.50	27.10	5.30	13.50	
1886	94.10	109.99	30.10	27.36	2.68	7.47		1916	124.00	137.00	56.50	27.10	5.60	10.40	
1887	94.87	110.51	29.00	26.14	2.81	7.24		1917	126.00	137.00	62.50	30.50	7.10	13.90	
1888	93.71	109.35	29.60	26.69	2.80	8.63		1918	126.00	138.00	75.00	36.80	11.70	22.30	
1889	95.06	110.05	27.56	24.54	3.08	8.08		1919	124.00	129.00	85.00	40.70	11.70	26.00	
1890	93.87	104.18	28.06	23.67	3.30	7.22		1920	126.00	141.00	98.00	43.00	11.60	23.70	
1891	91.64	104.69	26.67	22.71	3.71	7.20		1921	122.00	141.00	77.60	37.30	7.60	17.50	
1892	83.41	101.93	25.25	22.17	3.53	7.60		1922	112.00	126.00	60.00	39.50	5.80	14.50	
1893	78.48	93.75	25.23	22.05	3.49	8.89		1923	111.60	126.00	60.00	29.36	7.10	10.60	
1894	63.77	81.86	26.55	21.64	3.67	8.75		1924	100.00	115.00	62.00	30.00	8.40	14.50	
1895	49.02	62.68	24.56	20.57	1.45	7.23		1925	95.00	103.00	61.00	32.00	8.40	16.00	
1896	47.13	60.72	24.22	20.70	1.16	4.26		1926	101.00	113.00	74.00	34.70	9.70	10.60	

<sup>1</sup> These prices are issued, by States, in January or February each year, and published in supplements to Crops and Markets. Values for recent years appear in current issues of the Yearbook. The early years of the series are available only in the issues in which published at the time, only a few years in any one place.

TABLE 60.—*Pennsylvania: January 1 farm values of livestock per head, by ages and groups, 1894-1926*<sup>1</sup>

Year	Horses			Mules			Cattle				Sheep			Rams
	Under 1 year old	1 and 2 years	2 years and over	Under 1 year old	1 and 2 years	2 years and over	Under 1 year old	1 and 2 years	2 years and over	Under 1 year old	Ewes 1 year and over	Wethers 1 year and over		
	Dolls.	Dolls.	Dolls.	Dolls.	Dolls.	Dolls.	Dolls.	Dolls.	Dolls.	Dolls.	Dolls.	Dolls.	Dolls.	
1894	24.85	40.17	73.92	31.40	43.92	89.44	8.59	10.86	27.10					
1895	20.30	31.06	58.08	26.86	40.93	67.53	7.98	13.70	26.51	2.66			3.27	
1896	19.50	30.71	86.69	25.94	37.88	65.60	8.29	14.50	26.50	1.71			2.07	
1897	20.32	30.09	51.70	23.56	35.32	63.78	8.89	11.96	27.56	1.98			2.24	
1898	22.60	33.05	57.70	25.65	37.15	68.79	9.50	10.40	30.19	2.42			2.93	
1899	23.20	35.35	63.00	26.80	39.20	72.77	10.75	17.30	32.50	2.90			3.65	
1900	26.40	39.70	62.64	30.05	43.15	82.91	11.69	15.75	34.97	3.00			4.10	
1901	26.22	40.47	77.77	31.66	50.43	84.19	11.81	17.86	31.87	2.95			3.90	
1902	30.68	44.45	57.00	34.81	54.20	97.41	11.53	17.40	31.28	2.92			4.19	
										2.75			3.59	
1903	33.48	53.73	85.93	37.69	61.55	96.32	10.72	17.98	27.21	2.88	3.60		4.09	
1904	35.85	54.58	95.03	38.25	60.60	98.65	13.75	26.00	32.72	3.00	3.67		4.51	
1905	37.79	61.96	97.79	39.37	66.83	105.31	10.83	16.97	25.67	3.02	4.18		4.85	
1906	45.60	79.69	108.00	43.00	72.60	112.60	11.00	19.00	29.00	4.00	5.00		5.70	
1907	43.03	74.69	115.00	48.60	79.00	130.00	11.00	20.00	29.00	4.10	5.20		5.00	
1908	47.00	75.60	120.00	53.00	87.00	130.00	12.60	18.50	28.50	4.00	4.90		5.30	
1909	45.60	75.00	133.00	52.00	84.00	135.00	12.00	20.00	30.00	3.99	4.75		5.25	
1910	50.40	80.00	140.00	55.00	86.00	154.00	12.70	20.30	32.00	4.00	5.10		5.60	
1911	52.00	89.00	145.00	59.00	95.00	156.00	14.00	23.00	35.50	4.00	5.10		5.50	
1912	59.00	86.00	137.00	62.00	97.00	155.00	14.50	23.50	35.00	3.70	4.30	4.60	8.10	
1913	55.00	91.00	141.00	64.00	97.00	157.00	15.00	26.00	39.60	4.30	5.10	5.10	7.00	
1914	58.00	90.00	147.00	64.00	102.00	155.00	18.00	31.00	47.00	4.20	5.00	5.20	7.00	
1915	57.00	94.00	142.00	60.00	99.00	149.00	19.00	32.00	48.00	4.70	5.30	5.80	7.50	
1916	54.00	85.00	132.00	59.00	90.00	144.00	17.30	29.70	45.00	4.40	5.50	5.80	7.30	
1917	55.00	88.00	134.00	59.60	93.00	143.00	20.70	35.50	51.50	4.50	5.20	5.50	7.40	
1918	54.00	88.00	134.00	62.00	95.00	145.00	23.50	40.00	61.00	4.20	7.20	7.50	10.50	
1919	53.00	84.00	132.00	60.00	90.00	135.00	23.00	38.00	61.00	4.30	12.30	11.80	14.50	
1920	54.00	83.00	130.00	61.00	95.00	138.00	28.00	50.00	68.00	10.30	12.60	12.00	16.60	
1921	51.00	81.00	125.00	59.00	90.00	138.00	23.00	38.00	75.00	9.50	12.00	11.50	16.60	
1922	48.00	76.00	115.00	54.00	82.00	130.00	17.00	30.00	46.00	6.80	7.60	7.00	11.70	
1923	45.00	72.00	113.00	54.00	85.00	130.00	17.50	29.50	45.00	6.30	7.20	7.00	9.00	
1924	43.00	65.00	102.00	47.00	74.00	117.00	19.00	32.00	47.00	6.70	7.20	7.30	10.50	
1925	42.00	63.00	97.00	47.00	69.00	107.00	20.00	32.00	47.00	8.00	6.00	8.50	13.00	
1926	45.00	69.00	104.00	51.00	80.00	115.00	22.60	35.00	53.00	8.70	10.60	9.00	14.00	

<sup>1</sup> These prices are issued, by States, in January or February each year and published in supplements to Crops and Markets. They appear for recent years in current issues of the Yearbook. The early years of the series are available elsewhere only in the issues in which they were published at the time.

TABLE 61.—Pennsylvania: Value of farm products per unit, by crop-reporting districts, 1924<sup>1</sup>

Item	District									State price, if any reported
	1	2	3	4	5	6	7	8	9	
Values for 1924:										
Corn, 56 pounds, shelled.....bushel	Dolls. 1.14	Dolls. 1.19	Dolls. 1.20	Dolls. 1.15	Dolls. 1.17	Dolls. 1.26	Dolls. 1.29	Dolls. 1.10	Dolls. 1.21	Dolls. ....
Corn cut for silage.....ton	5.00	5.20	5.10	4.30	6.00	5.80	4.70	5.40	5.40	.....
Winter wheat.....bushel	1.50	1.56	1.66	1.40	1.49	1.52	1.54	1.49	1.41	.....
Spring wheat.....do	.....	.....	.....	.....	.....	.....	.....	.....	.....	1.50
Oats.....do	.62	.63	.68	.64	.61	.66	.65	.60	.62	.....
Barley.....do	.90	.94	.98	.95	.98	.98	.94	.91	.98	.....
Rye.....do	1.20	1.22	1.25	1.11	1.14	1.19	1.32	1.11	1.15	.....
Buckwheat.....do	1.04	1.02	1.10	1.07	1.13	1.16	1.13	1.12	1.20	.....
Sorghums for grain.....do	.....	.....	.....	.....	.....	.....	.....	.....	.....	1.30
Soy beans, shelled.....do	2.75	2.75	2.75	3.75	2.50	2.50	3.00	2.92	2.50	.....
Cowpeas, shelled.....do	.....	.....	.....	.....	.....	.....	.....	.....	.....	3.00
Tobacco.....pound	.65	.50	.41	.90	.82	.70	.90	.114	.136	.....
Potatoes.....bushel	.....	.....	.....	.....	.....	.....	.....	.....	.....	1.60
Sweet potatoes or yams.....do	.....	.....	.....	.....	.....	.....	.....	.....	.....	.....
Apples.....do	1.18	.82	.70	1.28	1.30	1.37	1.43	1.19	1.55	.....
Peaches.....do	1.35	2.00	2.00	1.72	1.94	1.95	1.87	1.73	1.80	.....
Hay, all kinds.....ton	11.20	13.00	15.00	14.00	15.70	19.00	17.00	13.70	15.30	.....
Firewood, cut on farm, 4 by 4 by 8 feet.....cord	6.40	6.10	5.70	5.10	5.60	6.20	5.60	6.50	6.40	.....
Milk, whole.....gallon	.18	.16	.19	.28	.19	.20	.24	.10	.21	.....
Butterfat.....pound	.44	.43	.43	.42	.43	.47	.39	.42	.48	.....
Cream.....gallon	1.75	1.50	1.80	1.50	1.30	1.60	1.25	1.20	1.60	.....
Wool.....pound	.44	.40	.42	.43	.40	.42	.43	.38	.30	.....
Mohair.....do	.....	.....	.....	.....	.....	.....	.....	.....	.....	.50
Eggs sold.....dozen	.36	.36	.40	.36	.35	.38	.37	.35	.39	.....
Chickens raised.....head	.93	.92	1.07	1.04	1.04	1.08	1.09	.95	1.13	.....
Values for Jan. 1, 1925:										
Chickens.....do	1.12	1.12	1.25	1.14	1.15	1.23	1.25	1.10	1.22	.....
Turkeys.....do	3.80	3.54	4.73	3.73	4.16	4.16	4.67	4.60	4.66	.....
Horses and colts under 2 years.....do	60.00	55.00	54.00	60.00	53.00	70.00	62.00	47.00	58.00	.....
Horses, 2 years and over.....do	88.00	100.00	98.00	97.00	97.00	108.00	98.00	83.00	92.00	.....
Mules and mule colts under 2 years.....head	30.00	64.00	55.00	62.00	56.00	77.00	63.00	57.00	61.00	.....
Mules, 2 years and over.....do	90.00	97.00	92.00	100.00	103.00	112.00	108.00	100.00	100.00	.....
Beef calves, under 1 year.....do	10.00	18.00	17.00	19.00	19.00	21.30	20.30	18.40	23.20	.....
Beef heifers, 1 year and under 2.....do	20.00	23.30	27.00	29.30	27.80	31.70	29.70	29.10	38.00	.....
Beef cows and heifers, 2 years and over.....head	47.00	38.00	42.00	44.00	42.00	50.00	45.00	45.00	54.00	.....
Steers, 1 year and over.....do	35.50	33.00	37.20	43.00	40.30	50.00	40.20	41.60	53.50	.....
Beef bulls, 1 year and over.....do	41.00	39.50	35.00	40.50	41.00	42.00	40.00	37.00	52.00	.....
Dairy bulls, 1 year and over.....do	52.00	55.00	48.20	58.00	56.00	50.00	47.00	50.40	61.00	.....
Dairy calves under 1 year.....do	18.70	19.00	22.40	20.50	21.30	21.50	21.40	21.80	20.00	.....
Dairy heifers, 1 year and under 2.....head	32.30	29.50	35.00	35.50	34.20	42.60	33.00	28.50	46.00	.....
Dairy cows and heifers, 2 years and over.....head	56.50	52.00	60.00	60.00	63.20	68.50	60.00	59.50	78.30	.....
Lambs under 1 year.....do	9.00	9.00	9.00	8.10	9.00	8.00	7.30	8.50	8.50	.....
Ewes, 1 year and over.....do	11.00	10.00	10.00	9.00	10.50	10.00	8.70	10.50	9.00	.....
Rams and wethers, 1 year and over.....head	12.20	11.90	11.60	10.00	10.60	11.00	8.60	10.20	10.40	.....
Goats and kids, all ages.....do	8.00	8.00	7.50	7.50	7.00	7.50	6.60	6.60	7.50	.....
All pigs, 6 months and under.....do	8.50	9.00	9.00	8.30	7.90	9.30	8.50	8.00	8.90	.....
Sows and gilts, 6 months and over.....head	22.00	23.60	23.60	26.10	24.00	25.20	24.30	23.00	23.60	.....
All other hogs, 6 months and over.....head	20.70	20.60	21.50	21.50	21.10	23.50	22.60	19.00	21.00	.....

<sup>1</sup> These values were especially collected for 1924 and Jan. 1, 1925.

TABLE 62.—*Pennsylvania: Wages of hired farm labor, 1866-1926*<sup>1</sup>

Year and month	Rates per month		Rates per day		Year and month	Rates per month		Rates per day	
	With board	Without board	With board	Without board		With board	Without board	With board	Without board
1866.....	Dollars	Dollars	Dollars	Dollars	1914.....	Dollars	Dollars	Dollars	Dollars
1869.....	13.26	21.06	0.77	1.12	1915.....	20.40	31.20	1.17	1.52
1874 or 1875.....	13.25	21.05	.70	1.05	1916.....	21.00	32.00	1.15	1.55
1877 or 1879.....	13.97	22.47	.82	1.19	1917.....	24.00	36.30	1.42	1.85
1879 or 1880.....	12.60	20.25	.63	.95	1918.....	30.00	45.00	1.50	2.35
1880 or 1881.....	13.80	22.47	.65	.99	1919.....	34.00	52.00	2.27	2.65
1881 or 1882.....	14.21	22.88	.75	1.05	1920.....	37.50	58.00	2.45	3.20
1884 or 1885.....	14.12	22.52	.85	1.20	1921.....	47.00	69.70	3.15	3.90
1887 or 1888.....	14.50	22.24	.80	1.10	1922.....	35.00	52.00	2.65	2.70
1889 or 1890.....	14.60	22.80	.81	1.10	1923.....	33.00	50.00	2.10	2.70
1891 or 1892.....	15.00	23.00	.81	1.09	1923-Jan.....	38.00	54.50	2.48	3.15
1893.....	14.19	22.84	.81	1.10	1923-Apr.....	34.00	52.00	2.05	2.60
1894.....	13.03	21.32	.74	1.00	1923-July.....	36.00	55.00	2.15	2.90
1895.....	13.66	21.63	.78	1.04	1923-Oct.....	38.38	61.75	2.32	3.21
1898.....	13.56	21.68	.80	1.09	1924-Jan.....	43.00	62.00	2.85	3.60
1899.....	14.32	22.71	.84	1.15	1924-Apr.....	38.00	58.00	2.50	3.30
1902.....	16.09	25.61	.93	1.28	1924-July.....	39.50	59.00	2.50	3.30
1905.....	15.79	28.24	1.09	1.42	1924-Oct.....	39.40	58.35	2.45	3.20
1909.....	18.69	29.45	1.04	1.41	1925-Jan.....	39.85	58.90	2.55	3.40
1910.....	18.75	29.00	1.04	1.41	1925-Apr.....	37.45	56.95	2.45	2.95
1911.....	18.20	30.69	1.09	1.45	1925-July.....	39.00	55.50	2.45	3.25
1912.....	19.80	30.69	1.12	1.45	1925-Oct.....	40.00	59.00	2.45	3.35
1913.....	20.60	32.00	1.17	1.53	1926-Jan.....	39.50	58.50	2.50	3.40
						38.50	58.50	2.50	3.25

<sup>1</sup> Wages of hired farm labor are now published quarterly as collected in Crops and Markets supplements. Revised averages for the United States were published in the April, 1926, Supplement to Crops and Markets, but the State figures have not been heretofore published as an entire series.

TABLE 63.—*Pennsylvania: Farm lands—Value per acre, 1912-1926*<sup>1</sup>

Year	All farm lands		Plow lands			Year	All farm lands		Plow lands		
	With improvements	Without improvements	Poor	Good	All		With improvements	Without improvements	Poor	Good	All
1912.....	Dollars	Dollars	Dollars	Dollars	Dollars	1920.....	Dollars	Dollars	Dollars	Dollars	Dollars
1913.....	53	35				1921.....	92	58	40	50	66
1914.....	58	36				1922.....	85	54	39	51	62
1915.....	64	37				1923.....	78	49	33	73	54
1916.....	64	37				1924.....	79	48	35	73	54
1917.....	65	41	32	66	56	1925.....	75	44	32	68	53
1918.....	72	50	36	73	57	1926.....	77	46	32	69	53
1919.....	77	49	37	79	58						
1919.....	79	50	38	79	60						

<sup>1</sup> The values of all farm lands have been collected from crop correspondents since 1912, and have been drawn on for various purposes, but not previously published as a series, by States. The values of plow lands have been published as prepared in supplements to Crops and Markets and its predecessors and in the Yearbooks of the department, a few years at a time. The full series to 1926, by States, is here published for the first time.

ADDITIONAL COPIES  
OF THIS PUBLICATION MAY BE PROCURED FROM  
THE SUPERINTENDENT OF DOCUMENTS  
GOVERNMENT PRINTING OFFICE  
WASHINGTON, D. C.  
AT  
20 CENTS PER COPY



**END**