



AgEcon SEARCH
RESEARCH IN AGRICULTURAL & APPLIED ECONOMICS

The World's Largest Open Access Agricultural & Applied Economics Digital Library

This document is discoverable and free to researchers across the globe due to the work of AgEcon Search.

Help ensure our sustainability.

Give to AgEcon Search

AgEcon Search
<http://ageconsearch.umn.edu>
aesearch@umn.edu

*Papers downloaded from **AgEcon Search** may be used for non-commercial purposes and personal study only. No other use, including posting to another Internet site, is permitted without permission from the copyright owner (not AgEcon Search), or as allowed under the provisions of Fair Use, U.S. Copyright Act, Title 17 U.S.C.*

ECONOMICS, ECOLOGY AND THE ENVIRONMENT

Working Paper No. 188

**Climate Change – Predictions, Economic
Consequences, and the Relevance of
Environmental Kuznets Curves**

by

Clem Tisdell

December 2012



THE UNIVERSITY OF QUEENSLAND

ISSN 1327-8231

**WORKING PAPERS ON
ECONOMICS, ECOLOGY AND THE ENVIRONMENT**

Working Paper No. 188

**Climate Change – Predictions, Economic Consequences,
and the Relevance of Environmental Kuznets Curves¹**

by

Clem Tisdell²

December 2012

© All rights reserved

¹ Revised notes for the fifth and final guest lecture given in October, 2012 in the College of Life and Environmental Science, Minzu University of China, Beijing. I wish to thank Professor Dayuan Xue for inviting me to give these lectures.

² School of Economics, The University of Queensland, St. Lucia Campus, Brisbane QLD 4072, Australia
Email: c.tisdell@economics.uq.edu.au

The *Economics, Environment and Ecology* set of working papers addresses issues involving environmental and ecological economics. It was preceded by a similar set of papers on *Biodiversity Conservation* and for a time, there was also a parallel series on *Animal Health Economics*, both of which were related to projects funded by ACIAR, the Australian Centre for International Agricultural Research. Working papers in *Economics, Environment and Ecology* are produced in the School of Economics at The University of Queensland and since 2011, have become associated with the Risk and Sustainable Management Group in this school.

Production of the *Economics Ecology and Environment* series and two additional sets were initiated by Professor Clem Tisdell. The other two sets are *Economic Theory, Applications and Issues* and *Social Economics, Policy and Development*. A full list of all papers in each set can be accessed at the following website: http://www.uq.edu.au/economics/PDF/staff/Clem_Tisdell_WorkingPapers.pdf

For further information about the above, contact Clem Tisdell, Email: c.tisdell@economics.uq.edu.au

In addition, the following working papers are produced with the Risk and Sustainable Management Group and are available at the website indicated. *Murray-Darling Basin Program, Risk and Uncertainty Program, Australian Public Policy Program, Climate Change Program* :<http://www.uq.edu.au/rsmg/working-papers-rsmg>

For further information about these papers, contact Professor John Quiggin, Email: j.quiggin@uq.edu.au

Climate Change – Predictions, Economic Consequences, and the Relevance of Environmental Kuznets Curves

ABSTRACT

Summarises some of the predicted natural consequences of increasing concentrations of greenhouse gases in the atmosphere. Changes in temperature, climates, physical and chemical impacts on the biosphere as well as biodiversity loss are considered. Then some of the expected social and economic consequences of global warming are discussed. Subjects considered are the impacts of global warming on bio-industries and social conditions, the economic costs of greenhouse gas emissions and the effects of climate change. Attention subsequently turns to the environmental Kuznets curve and the inappropriate use of the relationship. For example, it is stressed that reducing the intensity of greenhouse gas emissions in relation to GDP does not necessarily reduce total greenhouse gas emissions. Furthermore, even if they are reduced, greenhouse gases can continue to accumulate in the atmosphere. Some suggestions are then made about how the global warming problem might be addressed.

Keywords: adaptation to global warming, biodiversity loss, bio-industries, climate change, economics costs of global warming, environmental Kuznets curve, global warming.

JEL Classifications: Q01, Q54, Q57.

Climate Change – Predictions, Economic Consequences, and the Relevance of Environmental Kuznets Curves

1. Introduction

Most natural scientists are predicting significant rises in the temperature of the Earth's atmosphere (and its oceans) in this century. This process of global warming is attributed to the accumulation in the atmosphere of greenhouse gases consisting mostly, but not entirely, of carbon dioxide. The build-up of carbon dioxide is mainly due to the combustion (by humans) of fossil fuels and the loss of living things that act as sinks for carbon dioxide, for instance, forests. Some of the predicted consequences of global warming include alterations in climate, a substantial loss in biodiversity and for the world as a whole a lower standard of living (worse economic conditions) than would otherwise prevail. This phenomenon is a threat to ecological sustainability and to economic sustainability.

In the first part of this paper, I'll summarise predicted changes in temperatures and climates, physical and chemical changes in the biosphere, and probable reductions in biodiversity expected to occur as a result of climate change. In the second part, I'll discuss some of the social consequences of global warming and its impacts on bio-industries, and its economic consequences as forecast in the Stern Report. Subsequently, some of the misperceptions associated with the environmental Kuznets curve will be exposed, for example, that as a result of continuing economic growth, the global rate of emissions of greenhouse gases will automatically decline.

2. Predicted Changes in Temperatures on Earth and in its Climates

It is impossible to predict **precisely** by how much atmospheric temperatures will rise in this century and the **exact** extent of sea level rises resulting from this but most natural scientists are agreed that the likely changes are a matter for concern. Natural scientists estimate:

“that by the end of this century, global temperatures could rise by up to 6° C and sea levels by about 80cm although the average prediction is for a rise of 4-5° C in temperature and a rise of about 40 cm in the sea level, if business continues as usual. If effective measures are taken to curb global greenhouse emissions, there

is likely to be a significant delay before greenhouse gas concentrations in the atmosphere decline. This means the reversibility of greenhouse gas concentrations takes some time and during that time, growing adverse environmental consequences will continue to be experienced.

Predictions by scientists about the biophysical consequences of increasing concentrations of greenhouse gases in the atmosphere are based on complex simulation models and are estimated for several scenarios. Although considerable uncertainties exist, the weight of evidence indicates that significant global warming can be expected in this century together with sea level rises” (Tisdell, 2009, p.375).

Some of the changes in weather patterns predicted by the United Nations International Panel on Climate Change (IPCC) are listed in Table 1. The changes will not be geographically uniform. While most areas are likely to become more drought-prone, some will become wetter.

Table 1 Projected changes in weather events in this century as a result of global warming

Changes in weather patterns	Likelihood^a
Higher maximum temperatures and more hot days over most land areas	Virtually certain
Higher minimum temperatures over most land areas	Virtually certain
More intense precipitation events	Very likely
Increased risk of drought	Likely
Increased intensity of tropical cyclones	Likely
Increased incidence of extreme high sea level	Likely

^a*Virtually certain* implies >99% probable, *Very likely* implies > 90% probable, *Likely* implies >66% probable
Source: Based on IPCC (2007, Table 3.2, p.58)

Furthermore, the estimate of a 4-5°C rise in global atmospheric temperature in this century is a global average. Some regions will experience more warming and other areas less. For example, the polar regions are experiencing rapid warming. UNEP (2007, p.12) states:

“During the 20th century, Arctic air temperatures increased by approximately 5 degrees C. This increase is ten times faster than the observed global near surface temperature. An additional warming of about 4-7 degrees C in the Arctic is predicted in the next 100 years.”

This is expected to bring about biophysical changes that will result in the extinction of several species that depend for their survival on Arctic habitats.

3. Some Physical and Chemical Impacts on the Biosphere of Global Warming

A clearly visible impact of global warming is the reduction on the Earth’s ice cover. Many glaciers are retreating, snow and ice cover is shrinking on many mountains (e.g. on Mount Kilimanjaro in Africa) and the extent of floating ice-cover in oceans nearest the Poles is declining, especially in the Arctic Ocean.

The shrinking of floating sea ice in the Arctic Ocean is highlighted by the trend line in Figure 1. This line implies that there has been approximately a 25% decline in floating sea ice in the Arctic Ocean in a 30-year period (1979-2009).

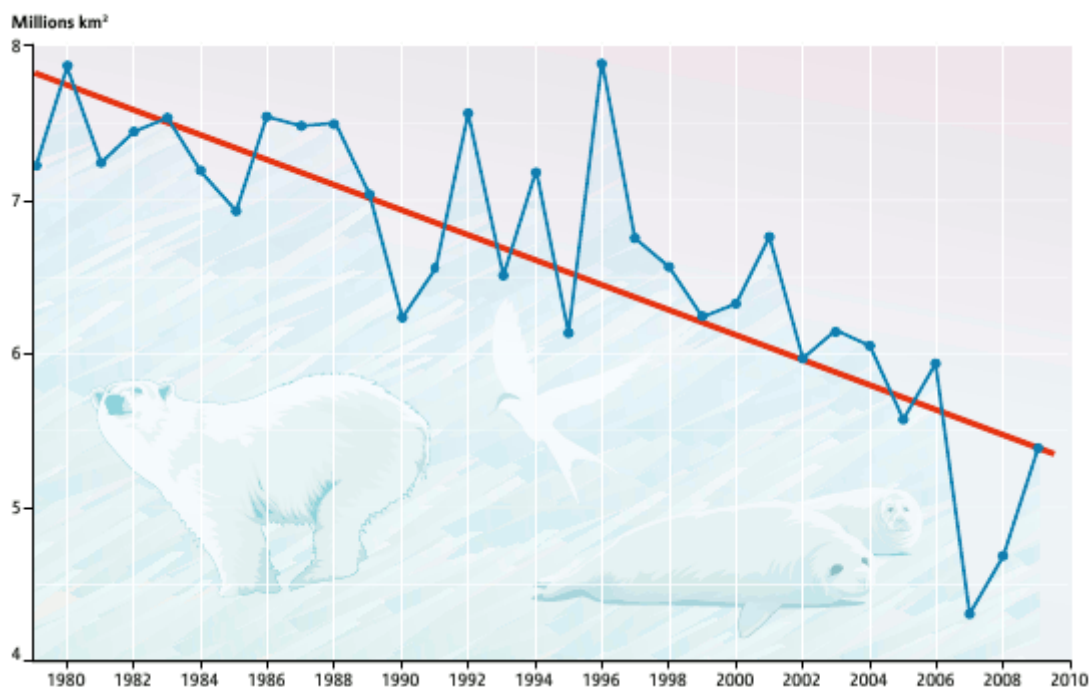


Fig 1 The annual minimum (in September) of floating sea ice in the Arctic Ocean as compiled by the Secretariat of the Convention on Biological Biodiversity (2010) and reported in Shah (2012, p.3)

According to the Secretariat of the Convention on Biological Diversity (2010, p.57), the loss of sea ice in the Arctic is likely to accelerate global warming and will adversely affect biodiversity beyond the Arctic. It states:

- “Bright white ice reflects sunlight.
- When it is replaced by darker water, the ocean and the air heat much faster, a feedback that accelerates ice melt and heating of surface air inland, with resultant loss of tundra.
- Less sea ice leads to changes in seawater temperature and salinity, leading to changes in primary productivity and species composition of plankton and fish as well as large-scale changes in ocean circulation, affecting biodiversity well beyond the Arctic.”

Note that the melting of **floating** ice will have no effect directly on the sea level because the floating ice already displaces water.

Oceans are slowly warming and also dissolving some of the CO₂ in the atmosphere. As a result, weak acidification of the oceans is occurring. This is a threat to marine organisms that make shells and skeletons of calcium carbonate. The oceans have had higher acidity in the distant past but today their acidity is increasing rapidly giving little time for marine organisms to adapt. This is endangering some marine organisms which play a central role in the food chain and in ecosystem biodiversity.

Another problem associated with global warming is ocean stratification. The warmer water tends to stay on top of the ocean and mixing of water from lower depths (which is often nutrient-rich) is retarded. This has an adverse impact on populations of phytoplankton which provide food for many marine organisms.

There are also large portions of the oceans that are now ‘dead zones’ because they are oxygen deficient. These are mainly due to fertilizer and sewage run-off but ocean stratification may contribute to their occurrence. A large dead zone of some 22,000 square kilometres occurs every spring in the Gulf of Mexico due to run-off transported by Mississippi River. These dead zones have adverse consequences for the fisheries and can reduce marine biodiversity.

4. Climate Change and Biodiversity Loss

According to an item highlighted by the Nature Publishing Group (2004): “Many [wild] plants and animals are unlikely to survive climate change. New analyses suggest that 15-37% of 1,103 land plants and animals would eventually become extinct by climate changes expected by 2050. For some of these species, there will no longer be anywhere suitable to live. Others will be unable to reach places where the climate is suitable”.

Species which are obligated to live in high cold mountain tops and those dependent on floating ice environments (such as polar bears) will have nowhere to go if these areas warm sufficiently.

As for the movement of species in response to climate change, the matter seems to be quite complicated. Due to human development of land areas, the scope for the migration or movement of many species in response to climate change is limited. They virtually exist only in isolated protected natural or near natural areas. While human beings could help translocate them, there may be no suitable habitat in a climate more suitable to their requirements. There are, however, fewer barriers to the migration of marine species than to the movement of terrestrial ones. Nevertheless, not all species able to migrate might find suitable habitats in areas which are more suited to their temperature requirements.

This may be especially true of species high in the food chain which rely on climax or near climax communities to meet their needs. To re-establish such communities at a new location takes a considerable amount of time and because of differences in the ability of wild species to migrate, and variations in local environmental conditions, communities may fail to replicate themselves in a changed location. Consequently, the habitats required by some species may disappear entirely resulting in their extinction. New ecosystems (with reduced biodiversity) are likely to evolve in most locations.

Furthermore, generalists that are able to disperse may find it easier to survive than specialists if they do not face too much interspecies competition in their new location. The successful dispersal of specialists is likely to depend on the near simultaneous successful dispersal of the specialised ecological resources on which they depend.

Urban *et al* (2012) show how differences in the dispersal ability of species as climate changes can cause extinctions. As they point out, alterations in interspecific competition also can hasten the extinction of some species. They state that “Current forecasts probably underestimate climate change impacts on biodiversity by neglecting competition and dispersal difference” (Urban, *et al.*, 2012, p. 2072).

As for biodiversity among domesticated plants and animals, heat-tolerant (and in some cases, drought-tolerant) varieties are likely to be increasingly preferred. Animals that are not heat tolerant will need to be housed in warmer regions in cooled environments. This is likely to add to the cost of animal production. As will be discussed in the next part of this lecture, the location of production by bio-industries can be expected to alter.

5. Résumé of the First Part of this Paper

Scientists predict that significant levels of global warming will occur in this century due to the accumulation of greenhouse gases (particularly CO₂) in the atmosphere. This has a ‘hot house’ impact on the Earth. In turn, this is expected to lead to major changes in climates and to significant rises in sea levels. A reduction in the coverage of floating sea-ice (particularly in the Arctic Ocean), the retreat of glaciers and reduced ice and snow cover on some mountains is already occurring as a result of an increase in the atmosphere’s temperature. Furthermore, substantial changes are occurring in the oceans. These include their warming, acidification, and stratification. All of these developments (together with the growing size of oxygen-deficient zones) in the oceans are likely to reduce marine productivity and result in the demise of many marine species. While global warming has occurred before, the current episode of it is very rapid and is occurring at a rate which makes it difficult for ecosystems and wild species to adjust to it. This difficulty is compounded by the fact that many species live in insular (isolated) environments due to human development of their surroundings. Furthermore, in some cases, climate change will result in some species becoming extinct because the habitat they require will no longer exist on Earth. In other cases, the required habitat needed to support species in new locations will take too long to evolve to save them from extinction or may not evolve at all. Some loss of biodiversity in domesticated existing animals and plants can also be expected as a result of climate changes.

6. Introduction to the Predicted Social and Economic Consequences of Global Warming

In this part of this paper, I'll outline some of the likely consequences of global warming for bio-industries and consider how it will affect several features of society, such as the location of human settlements and the exposure of humans to various diseases. Then estimates of the economic cost of global warming will be outlined and discussed. Subsequently, the view will be critically examined that falling intensities of greenhouse gas emissions result in a reduction in the total emissions of these gases. With economic growth the intensity of greenhouse gas emissions by China has declined and India will also reduce the intensity of its emissions but their total emissions continue to rise. This type of relationship is predicted by the environmental Kuznets curve, which will also be explained in this lecture. The relationship indicated by it has led some individuals to conclude that with sufficient economic growth globally, the global warming problem will eventually disappear. The solution to the problem is even greater economic growth! It is pointed out that this is a dangerous conclusion. Before concluding, some policies that may be adopted to reduce greenhouse gas emissions are outlined briefly.

7. Impacts of Global Warming on Bio-Industries and Social Conditions

Climate change will result in several industries (especially bio-industries such as cropping, agriculture generally and aquaculture) no longer being economic in areas where they are now located due to rising temperatures, increasing water shortages, and in some cases, desertification. If cropping is still possible, the type of crop grown can be expected to alter in many areas. However, by appropriate adaptation some existing crops may continue to be grown in their existing areas. For example, Ortiz-Bobea and Just (2012) argue that by adjusting the planting times of corn in most states of the United States, reduction in yields which might be expected as a result of climate change can be significantly reduced.

Nevertheless, not all areas will become drier; some will become wetter. Miller (2012, p.41) reports that average specific humidity at sea level is increasing as oceans warm. He also reports (2012, p.41) "Scientists expect the weather patterns to change substantially. Basic circulation patterns will move towards the Poles, just as some plants and animals are doing as they flee (or take advantage of the expanding heat). The tropical rain belt is already widening, climatologists report. The subtropical dry zones are being pushed poleward, into regions such

as the American Southwest, southern Australia, and southern Europe, making these regions increasingly susceptible to prolonged and intense drought". This may mean that southern China will become wetter and northern China drier than now.

If this is so, some communities in northern China may eventually be no longer economically viable and therefore, out-migration can be expected. Rising sea levels will also result in population movements and loss of infrastructure. This appears to be a particular problem for low-lying coral atoll countries such as Kiribati, Tuvalu and the Maldives. The inhabitants of these islands could become international environmental refugees. However, low-lying parts of the east coast of China will also be affected. Furthermore, countries such as Bangladesh have much low-lying alluvial land, much of which will be lost as a result of sea level rises. Communities which rely on this land for their livelihood will be dislocated.

Warmer days and nights will add to greater heat stress in humans. The distribution of some diseases will increase. Mosquito species that are capable of carrying malaria will expand their range as will mosquitos which carry dengue fever.

It is possible (in principle) to calculate the economic costs of such developments and, of defensive actions to reduce their impacts. This is one possible approach to estimating the cost of global warming. Other approaches include estimating the social costs of carbon dioxide emissions and considering along with other factors, the amount by which global per capita consumption is likely to be reduced as a result of global warming.

8. Putting Figures on the Cost of Greenhouse Gas Emissions and the Effects of Climate Change

Two other approaches to estimating the economic costs of greenhouse gas emissions have been tried. One is to try to estimate the social marginal costs associated with each extra unit of such emissions, for example, each extra tonne of CO₂ emitted. The other is to consider by how much per capita consumption or income is likely to be reduced by global warming and consequent climate change. Let us consider each of these approaches in turn.

The IPCC (International Panel on Climate Change) reviewed estimates of the social marginal cost associated with the emission of an extra tonne of CO₂ equivalent and found that they ranged from US\$3 per tonne to US\$95 per tonne with the average being US\$12 per tonne

(see Anon, 2008). The problem is that these estimates are quite sensitive to assumptions made about the biophysical consequences of global warming as well as decisions about how to discount future possible effects of global warming. The larger the rate of discount of future economic impacts of global warming, the smaller will be the calculated economic cost of an extra tonne of CO₂ equivalent. There is considerable controversy about the rate of which future costs and benefits should be discounted. Some writers claim that there should be no discounting of future net benefits.

In any case, given the global warming hypothesis, it is clear that individuals and other economic actors do not bear the full social cost of emitting greenhouse gases. If they were to do so, this would make them more careful in adopting actions which add to such emissions. Therefore, there have been proposals (which have been implemented in some countries) that these emissions be taxed or mechanisms be adopted (such as emission trading schemes) which result in the pricing of their emissions.

A review (Stern, 2007) undertaken for the British Government examined the possible global macroeconomic effects of climate change. It combined economic modelling with the climate predictions of the IPCC (2001). Stern estimated that per capita global consumption will be reduced by at least 11% (compared to what would have been in the absence of global warming) over the next two centuries. This takes account of both market-related reductions in global per capita consumption (5%) as well as the non-market-related reductions. If global warming is towards the upper limit of predictions the economic losses will be greater. It is also believed that the poor in many developing countries will suffer a higher proportionate reduction in income than those in higher income countries. Therefore, global warming will have adverse effects on the distribution of income.

9. The Environmental Kuznets Curve and Some Wishful Thinking about Global Warming

Selden and Song (1994) found evidence suggesting that levels of air pollution emissions in relation to the GDP of nations tend to rise at first with their economic growth and then decline as their GDP becomes larger. They suggested that this relationship is typically of a reversed U-shape and they called it the environmental Kuznets curve (EKC). Kuznets (1955) found a similar relationship between income inequality and economic growth.

The curve ABC in Figure.2 illustrates a typical environmental Kuznets curve. It shows the amount of a pollutant emitted in relation to the GDP of a country. If the focus is on CO₂ emissions, it shows tonnes of CO₂ emitted as a proportion of GDP. If y represents the level of GDP and x represents units of CO₂ emitted, then EKC specifies the relationship between x/y and y . In Figure 2, pollution intensity reaches a maximum when the nation's GDP reaches y_1 and then declines with further increases in GDP.

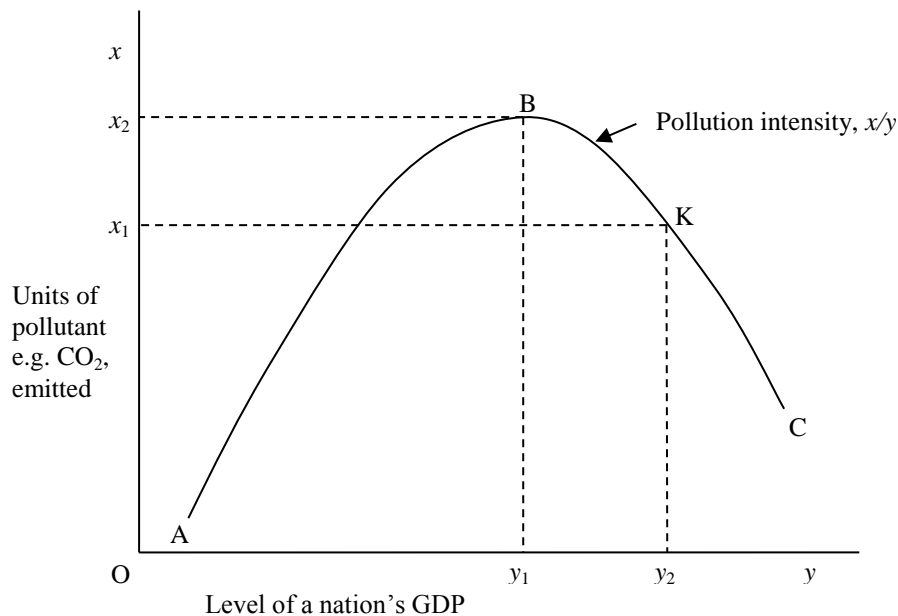


Fig. 2 A 'typical' environmental Kuznets curve

Differences of opinion exist about the applicability of this curve. For example, it may not apply to all pollutants. It has some applicability, however, to air pollution resulting from the combustion of fossil fuels. Reasons for this include the following:

1. Economic growth is associated with new investments and new technologies. These can be expected to economize on the use of fossil fuels. For example, new coal-fired power stations are more efficient than those of older vintage.
2. The economic structure of growing economies tends to alter as they grow. Tertiary industries (service industries) which are less energy-intensive tend to gain in relative importance.

3. With increased per capita incomes, political pressures tend to grow to have a cleaner environment.

There is evidence that both China and India, as a result of their recent phases of economic growth, are now experiencing a decline in their intensities of CO₂ emissions. They are beyond point B on the EKC in Figure 2 at a point like, K. Does this mean that their total emissions of CO₂ are declining? The answer is no. This is also likely to be the case for many other countries experiencing a decline in pollution intensities.

This is illustrated in Figure 3. In order to determine if total emissions of CO₂ are declining, one must take into account the rate of change, dx/dy , of emissions, **not** the average rate of emissions, x/y , which are shown by the environmental Kuznets curve. It is known that when an average value is rising, the corresponding marginal value, dx/dy , exceeds the average value, and that this marginal value is below the average value when the average is falling. Thus, in Figure 3, the marginal curve of emissions corresponding to the environmental Kuznets curve, ABC, is like that represented by curve DBEFG. Although pollution intensity declines once GDP exceeds y_1 , the total level of CO₂ emissions continue to increase until $y = y_3$. At this point $dx/dy = 0$, that is the marginal level of emission of CO₂ is zero, and the total amount of CO₂ emitted reaches its peak. After that point, total emissions of CO₂ decline but may still be high (for example at y_4) and may continue to accumulate in the atmosphere.

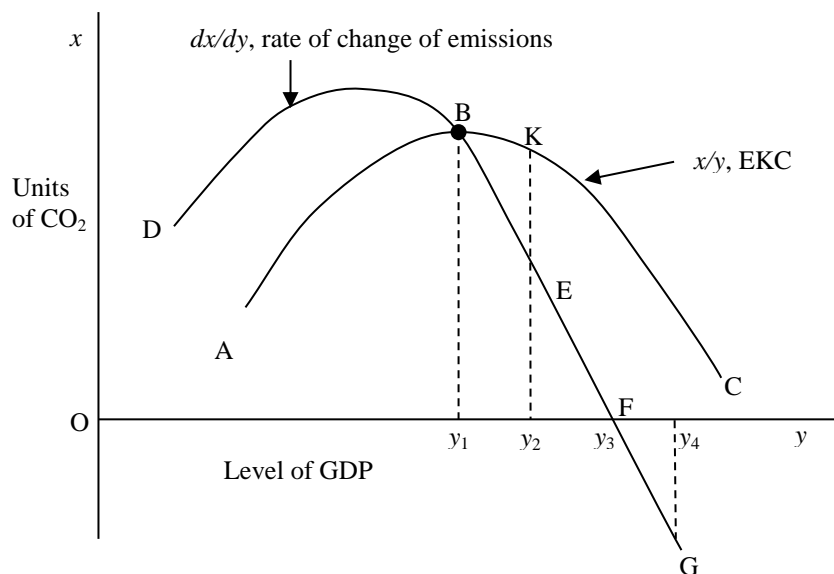


Fig. 3 Illustration that the total level of emissions of CO₂ does not peak when its environmental Kuznets curve peaks. The total level of emissions continue to rise after this peak until dx/dy , the rate of change of emissions, equals zero.

Another problem with the environmental Kuznets curve, and discussions based solely on it, is that it takes no account of the ability of the environment to assimilate the pollutants released. Their build up may be cumulative or cumulative once they exceed a minimum critical level. Thus one should not conclude from the EKC that continuing economic growth with business as usual will result in environmental problems ending. In fact, it may result in irreversible damage being done and result in declining incomes (Tisdell, 2001).

10 What Might be Done to Address the Global Warming Problem

The Stern report states that huge reductions in the level of greenhouse gas emissions are needed to stabilize the level of greenhouse gas concentration at about 450 ppm of CO₂ equivalent. Up to about an 80% reduction globally would be eventually needed in the level of emissions which prevailed in 2006. These huge reductions are unlikely to be politically acceptable. Furthermore, all countries cannot be expected to reduce their emissions by the same percentage. In particular, developing countries (which have a low per capita level of CO₂ equivalent emissions) would find this unacceptable.

There are several ways in which CO₂ emissions can be reduced or capped. For example, they may be taxed or systems of tradable permits may be introduced (see, for example, Tisdell 2009, pp. 386-390). A further strategy is to encourage the production of energy from non-fossil fuels. The government may, for example, subsidise the development of alternative technologies for energy production such as solar energy and wind power. Government revenue obtained from taxing and pricing CO₂ emissions could be used for this purpose. China plans to expand its non-fossil fuel industry. A key target for the 12th Five Year Plan (2011-2015) is for China to supply 11.4 per cent of its primary energy consumption from non-fossil fuel (Anon, 2011).

In addition, in accordance with its 12th Five-Year Plan, China intends to reduce its CO₂ emission per unit of GDP by 17 per cent. However, as the discussion above of the environmental Kuznets curve indicates, this does not mean that its total CO₂ emissions will decline.

Another way to help reduce the accumulation of CO₂ in the atmosphere is to ensure that sinks for CO₂ become larger, for example, forested areas. According to the 12th Five-Year Plan, China plans to increase its forest coverage by 21.66 per cent and to expand its forest stock by 600 million cubic metres. This will increase China's sequestration of carbon dioxide.

As a result of these measures, China will add less to the accumulation of CO₂ in the atmosphere than otherwise. However, no nation alone can completely solve the problem. International cooperative action is needed if the problem is to be addressed effectively.

11 Concluding Comments

Although there continues to be some climate change sceptics, most natural scientists are of the opinion that on average, the temperature of the atmosphere will rise by 4-5° C in this century. This will be accompanied by climate changes and rising sea levels but the changes will not be geographically uniform. Physical changes will occur in the biosphere and some chemical changes are expected such as some acidification of the oceans. Significant losses in wild biodiversity (and some loss in heritage biodiversity) as a result of global warming and associated changes in the biosphere are expected. Most industries will be affected by these

developments, some bio-industries that now exist in particular regions or locations are likely to be no longer viable, and relocation of many human settlements is likely to be required.

Global warming will also have economic costs. Future standards of living will be lower than in its absence. Levels of per capita income may be unsustainable. It is, however, very difficult to predict the exact economic effect. The Stern report suggested that for the world as a whole, consumption levels will be eventually 11 per cent lower than in the absence of global warming.

It seems unlikely that the upward trend in global warming will be halted in the foreseeable future but it may be moderated. Some policies that can help to do this were mentioned. It was also pointed out that it is important not to draw faulty conclusions from environmental Kuznets curves. In particular, the climate warming problem is unlikely to be solved by continuing economic growth, **based on business** as usual. This is a far too optimistic prediction.

References

Anon (2008). Economics of global warming. Retrieved 7 October, 2012 from http://wikipedia.org/wiki/Economics_of_global_warming

Anon (2011). Key targets of China's 12th five-year plan in *Xinhua*.

IPCC (2001). *Climate Change 2001: The Scientific Basis*. Cambridge University Press, Cambridge, UK.

IPCC (2007). *Climate Change 2007: Synthesis Report*. IPCC, Geneva.

Kuznets, S. (1955). Economic growth and income inequality. *American Economic Review*, **45**, 1-28.

Miller, P. (2012). Weather gone wild. *National Geographic*, **222**, September, 30-55.

Nature Publishing Group (2004). *Feeling the heat: climate change and biodiversity loss*.

- Ortiz-Bobea, A. and Just, R. E. (2012). Modeling the structure of adaptation in climate change impact assessment. *American Journal of Agricultural Economics*, DOI:10.1093/ajae/aas035.
- Secretariat of the Convention on Biological Diversity (2010). Global Biodiversity Outlook 3, Montreal.
- Selden, T. and Song, D. (1994). Environmental quality and developments: is there a Kuznets curve for air pollution emissions? *Journal of Environmental Economics and Management*, **24**, 147-162.
- Shah, A. (2012). Climate change affects biodiversity.
- Stern, N. (2007). *The Economics of Climate Change: The Stern Report*. Cambridge University Press, Cambridge UK.
- Tisdell, C. A. (2001). Globalisation and sustainability: environmental Kuznets curve and the WTO. *Ecological Economics*, **39**, 185-196. .
- Tisdell, C. A. (2009). *Resource and Environmental Economics: Modern Issues and Applications*. World Scientific, Singapore, Hackensack (New Jersey), London, Beijing.
- UNEP (2007). *Biodiversity and Climate Change*. United Nations, New York.
- Urban, M. C., Tewksbury, J. J. and Sheldon, K. K. (2012). On a collision course: competition and dispersal differences create no-analogue communities and cause extinction during climate change. *Proceedings of the Royal Society B*, **279**, 2972-2080.

PREVIOUS WORKING PAPERS IN THE SERIES ECONOMICS, ECOLOGY AND ENVIRONMENT

For a list of working papers 1-100 in this series, visit the following website:

http://www.uq.edu.au/economics/PDF/staff/Clem_Tisdell_WorkingPapers.pdf or see lists in papers 101 on.

101. Knowledge and Willingness to Pay for the Conservation of Wildlife Species: Experimental Results Evaluating Australian Tropical Species, by Clem Tisdell and Clevo Wilson, May 2004.
102. Antarctic Tourists, Wildlife and the Environment: Attractions and Reactions to Antarctica, by Clem Tisdell, May 2004.
103. Birds in an Australian Rainforest: Their Attraction for Visitors and Visitors' Ecological Impacts, by Clem Tisdell and Clevo Wilson, May 2004.
104. Nature-Based Tourism and the Valuation of its Environmental Resources: Economic and Other Aspects by Clem Tisdell, May 2004.
105. Glow Worms as a Tourist Attraction in Springbrook National Park: Visitor Attitudes and Economic Issues, by Clem Tisdell, Clevo Wilson and David Merritt, July 2004.
106. Australian Tropical Reptile Species: Ecological Status, Public Valuation and Attitudes to their Conservation and Commercial Use, by Clem Tisdell, Clevo Wilson and Hemanath Swarna Nantha, August 2004.
107. Information and Wildlife Valuation: Experiments and Policy, by Clem Tisdell and Clevo Wilson, August 2004.
108. What are the Economic Prospects of Developing Aquaculture in Queensland to Supply the Low Price White Fillet Market? Lessons from the US Channel Catfish Industry, by Thorbjorn Lyster and Clem Tisdell, October 2004.
109. Comparative Public Support for Conserving Reptile Species is High: Australian Evidence and its Implications, by Clem Tisdell, Clevo Wilson and Hemanath Swarna Nantha, October 2004.
110. Dependence of public support for survival of wildlife species on their likeability by Clem Tisdell, Clevo Wilson and Hemanath Swarna Nantha, October 2004.
111. Dynamic Processes in Contingent Valuation: A Case Study Involving the Mahogany Glider by Clem Tisdell, Clevo Wilson and Hemanath Swarna Nantha, November 2004.
112. Economics, Wildlife Tourism and Conservation: Three Case Studies by Clem Tisdell and Clevo Wilson, November 2004.
113. What Role Does Knowledge of Wildlife Play in Providing Support for Species' Conservation by Clevo Wilson and Clem Tisdell, December 2004.
114. Public Support for Sustainable Commercial Harvesting of Wildlife: An Australian Case Study by Clem Tisdell, Clevo Wilson and Hemanath Swarna Nantha, December 2004.
115. Endangerment and Likeability of Wildlife Species: How Important are they for Proposed Payments for Conservation by Clem Tisdell, Hemanath Swarna Nantha and Clevo Wilson, December 2004.
116. How Knowledge Affects Payment to Conserve and Endangered Bird by Clevo Wilson and Clem Tisdell, February 2005.
117. Public Choice of Species for the Ark: Phylogenetic Similarity and Preferred Wildlife Species for Survival by Clem Tisdell, Clevo Wilson and Hemanath Swarna Nantha, March 2005.
118. Economic Incentives for Global Conservation of Wildlife: New International Policy Directions by Clem Tisdell, March 2005.
119. Resource Entitlements of Indigenous Minorities, Their Poverty and Conservation of Nature: Status of Australian Aborigines, Comparisons with India's Tribals, Theory and Changing Policies Globally by Clem Tisdell, March 2005.
120. Elephants and Polity in Ancient India as Exemplified by Kautilya's *Arthashastra* (Science of Polity) by Clem Tisdell, March 2005.
121. Sustainable Agriculture by Clem Tisdell, April 2005.

122. Dynamic Processes in the Contingent Valuation of an Endangered Mammal Species by Clem Tisdell, Clevo Wilson and Hemanath Swarna Nantha, April 2005.
123. Knowledge about a Species' Conservation Status and Funding for its Preservation: Analysis by Clem Tisdell, June 2005.
124. Public Valuation of and Attitudes towards the Conservation and Use of the Hawksbill Turtle: An Australian Case Study by Clem Tisdell, Hemanath Swarna Nantha and Clevo Wilson, June 2005.
125. Comparison of Funding and Demand for the Conservation of the Charismatic Koala with those for the Critically Endangered Wombat *Lasiorninus krefftii* by Clem Tisdell and Hemanath Swarna Nantha, June 2005.
126. Management, Conservation and Farming of Saltwater Crocodiles: An Australian Case Study of Sustainable Commercial Use by Clem Tisdell and Hemanath Swarna Nantha, August 2005.
127. Public Attitudes to the Use of Wildlife by Aboriginal Australians: Marketing of Wildlife and its Conservation by Clem Tisdell and Hemanath Swarna Nantha, August 2005.
128. Linking Policies for Biodiversity Conservation with Advances in Behavioral Economics by Clem Tisdell, August 2005.
129. Knowledge about a Species' Conservation Status and Funding for its Preservation: Analysis by Clem Tisdell, August 2005.
130. A Report on the Management of Saltwater Crocodiles (*Crocodylus porosus*) in the Northern Territory: Results of a Survey of Pastoralists by Clem Tisdell, Clevo Wilson and Hemanath Swarna Nantha, September 2005.
131. Crocodile Farms and Management of Saltwater Crocodiles in Northern Territory: Results of a Survey of NT Crocodile Farmers Plus Analysis of Secondary Information by Clem Tisdell, September 2005.
132. The Environment and the Selection of Aquaculture Species and Systems: An Economic Analysis by Clem Tisdell, October 2005.
133. The History and Value of the Elephant in Sri Lankan Society by Ranjith Bandara and Clem Tisdell, November 2005.
134. Economics of Controlling Livestock Diseases: Basic Theory by Clem Tisdell, November 2006.
135. Poverty, Political Failure and the Use of Open Access Resources in Developing Countries by Clem Tisdell, November 2006.
136. Global Property Rights in Genetic Resources: An Economic Assessment by Clem Tisdell, November 2006.
137. Notes on the Economics of Fish Biodiversity: Linkages between Aquaculture and Fisheries by Clem Tisdell, November 2006.
138. Conservation of the Proboscis Monkey and the Orangutan in Borneo: Comparative Issues and Economic Considerations by Clem Tisdell and Hemanath Swarna Nantha, March 2007.
139. Economic Change and Environmental Issues: Policy Reforms and Concerns in Australian Agriculture, by Clem Tisdell, April 2007.
140. Institutional Economics and the Behaviour of Conservation Organizations: Implications for Biodiversity Conservation by Clem Tisdell, March 2007
141. Poverty, Policy Reforms for Resource-use and Economic Efficiency: Neglected Issues by Clem Tisdell, May 2007.
142. The State of the Environment and the Availability of Natural Resources by Clem Tisdell, May 2007.
143. Economics of Pearl Oyster Culture by Clem Tisdell and Bernard Poirine, July 2007.
144. The Economic Importance of Wildlife Conservation on the Otago Peninsula – 20 Years on by Clem Tisdell, November, 2007.
145. Valuing the Otago Peninsula: The Economic Benefits of Conservation by Clem Tisdell, November 2007.
146. Policy Choices about Agricultural Externalities and Sustainability: Diverse Approaches, Options and Issues by Clem Tisdell, November, 2007.
147. Global Warming and the Future of Pacific Island Countries by Clem Tisdell, November 2007.

148. Complex Policy Choices about Agricultural Externalities: Efficiency, Equity and Acceptability by Clem Tisdell, June 2008.
149. Wildlife Conservation and the Value of New Zealand's Otago Peninsula: Economic Impacts and Other Considerations by Clem Tisdell, June 2008.
150. Global Property Rights in Genetic Resources: Do They Involve Sound Economics? Will They Conserve Nature and Biodiversity? By Clem Tisdell, August 2008.
151. Supply-side Policies to Conserve Biodiversity and Save the Orangutan from Oil Palm Expansion: An Economic Assessment. By Clem Tisdell and Hemanath Swarna Nantha, September, 2008.
152. The Orangutan-Oil Palm Conflict: Economic Constraints and Opportunities for Conservation by Hemanath Swarna Nantha and Clem Tisdell, October 2008.
153. Economics, Ecology and the Development and Use of GMOs: General Considerations and Biosafety Issues by Clem Tisdell, October 2008.
154. Agricultural Sustainability and the Introduction of Genetically Modified Organisms (GMOs) by Clem Tisdell, February, 2009.
155. Notes on Biodiversity Conservation, The Rate of Interest and Discounting by Clem Tisdell, April, 2009.
156. Is Posner's Principle of Justice an Adequate Basis for Environmental Law? by Clem Tisdell, June 2009.
157. The Sustainability of Cotton Production in China and Australia: Comparative Economic and Environmental Issues By Xufu Zhao and Clem Tisdell, June 2009.
158. The Precautionary Principle Revisited: Its Interpretations and their Conservation Consequences by Clem Tisdell, September, 2009.
159. The Production of Biofuels: Welfare and Environmental Consequence for Asia by Clem Tisdell, September, 2009.
160. Environmental Governance, Globalisation and Economic Performance by Clem Tisdell, November 2009.
161. Managing Forests for Sustainable Economic Development: Optimal Use and Conservation of Forests by Clem Tisdell, February 2010.
162. Comparative Costs and Conservation Policies for the Survival of the Orangutan and Other Species: Includes an Example by Clem Tisdell and Hemanath Swarna Nantha, May 2010.
163. Notes on the Economics of Control of Wildlife Pests by Clem Tisdell, May 2010
164. Are tourists rational? Destination decisions and other results from a survey of visitors to a North Queensland natural site – Jourama Falls by Clem Tisdell, June 2010.
165. Conservation Value by Clem Tisdell, June 2010.
166. The Influence of Public Attitudes on Policies for Conserving Reptiles by Clem Tisdell, July 2010.
167. Core Issues in the Economics of Biodiversity Conservation by Clem Tisdell, July 2010.
168. The Survival of a Forest-Dependent Species and the Economics of Intensity of Logging: A Note by Clem Tisdell, August 2010.
169. A Case Study of an NGOs Ecotourism Efforts: Findings Based on a Survey of Visitors to its Tropical Nature Reserve by Clem Tisdell, August, 2010.
170. Sharing Nature's Wealth through Wildlife Tourism: Its Economic, Sustainability and Conservation Benefits by Clem Tisdell, August, 2010
171. Economic Growth and Transition in Vietnam and China and its Consequences for their Agricultural Sectors: Policy and Agricultural Adjustment Issues by Clem Tisdell, September, 2010.
172. World Heritage Listing of Australian Natural Sites: Effects on Tourism, Economic Value and Conservation by Clem Tisdell, October, 2010.
173. Antarctic tourism: Environmental concerns and the importance of Antarctica's natural attractions for tourists by Clem Tisdell, October 2010.
174. Sustainable Development and Intergenerational Equity: Issues Relevant to India and Globally by Clem Tisdell, November 2010
175. Selective Logging and the Economics of Conserving Forest Wildlife Species e.g. Orangutans by Clem Tisdell, September 2011.

176. Economics, Ecology and GMOs: Sustainability, Precaution and Related Issues by Clem Tisdell, September 2011.
177. Economics of Controlling Vertebrate Wildlife: The Pest-Asset Dichotomy and Environmental Conflict by Clem Tisdell. September 2011
178. Ecotourism Experiences Promoting Conservation and Changing Economic Values: The Case of Mon Repos Turtles by Clem Tisdell, June 2012.
179. Sustainable Development Planning: Allowing for Future Generations, Time and Uncertainty by Clem Tisdell, June 2012.
180. Biodiversity Change and Sustainable Development: New Perspectives by Clem Tisdell, June 2012.
181. Economic Benefits, Conservation and Wildlife Tourism by Clem Tisdell, June 2012.
182. Conserving Forest Wildlife and other Ecosystem Services: Opportunity Costs and the Valuation of Alternative Logging Regimes by Clem Tisdell, June 2012.
183. Sustainable Agriculture – An Update by Clem Tisdell, December, 2012.
184. Ecosystem Services: A Re-examination of Some Procedures for Determining their Economic Value by Clem Tisdell, December 2012.
185. Biodiversity Conservation: Concepts and Economic Issues with Chinese Examples by Clem Tisdell, December 2012.
186. The Nature of Ecological and Environmental Economics and its Growing Importance by Clem Tisdell, December 2012.
187. Sustaining Economic Development and the Value of Economic Production: Different Views and Difficult Problems by Clem Tisdell, December 2012