



AgEcon SEARCH
RESEARCH IN AGRICULTURAL & APPLIED ECONOMICS

The World's Largest Open Access Agricultural & Applied Economics Digital Library

This document is discoverable and free to researchers across the globe due to the work of AgEcon Search.

Help ensure our sustainability.

Give to AgEcon Search

AgEcon Search
<http://ageconsearch.umn.edu>
aesearch@umn.edu

*Papers downloaded from **AgEcon Search** may be used for non-commercial purposes and personal study only. No other use, including posting to another Internet site, is permitted without permission from the copyright owner (not AgEcon Search), or as allowed under the provisions of Fair Use, U.S. Copyright Act, Title 17 U.S.C.*

Discussion Paper 2012:1

Limitations of Granger Causality Analysis to assess the price effects from the financialization of agricultural commodity markets under bounded rationality

Stephanie Grosche

*University of Bonn, Institute for Food and Resource Economics, Bonn, Germany
stephanie.grosche@ilr.uni-bonn.de*

The series "Agricultural and Resource Economics, Discussion Paper" contains preliminary manuscripts which are not (yet) published in professional journals, but have been subjected to an internal review. Comments and criticisms are welcome and should be sent to the author(s) directly. All citations need to be cleared with the corresponding author or the editor.

Editor: Thomas Heckelei
Institute for Food and Resource Economics
University of Bonn
Nußallee 21
53115 Bonn, Germany

Phone: +49-228-732332
Fax: +49-228-734693
E-mail: thomas.heckelei@ilr.uni-bonn.de

Limitations of Granger Causality Analysis to assess the price effects from the financialization of agricultural commodity markets under bounded rationality

Stephanie-Carolin Grosche[†]

Abstract

Modern agricultural commodity markets are simultaneously governed by a physical and a financial market element. Whether financial “index trading” activity influences price levels on the futures markets has been investigated by empirical studies using Granger Causality Analysis. A critical review of these studies reveals inconclusive results. Based on sensitivities of the method, reasons for limited interpretability of results may be omitted determinants of financial trading activity, failure to consider the informational efficiency of markets, time-varying and feedback effects of boundedly rational heterogeneous trading strategies and limitations in specifying adequate theoretical variables from existing data.

Keywords: Granger Causality, Commodity speculation, Financialization of commodity markets, Agricultural commodity markets

JEL-classification: C18, Q13, Q02

1 Introduction

Today’s agricultural commodity markets appear to be simultaneously governed by a physical and a financial market element. The physical market element comprises fundamental factors of supply and demand as well as the activities of “traditional” market participants. The latter are predominantly producers and other actors along the supply chain of the physical commodity and its derived products. They are buying and selling the physical commodity on the spot and hedging their input and output prices on the derivative markets. The financial market element is the result of the perception of agricultural commodities as a financial asset class, an emergence of financial traders on the market and a growth in derivative markets (cf. REDRADO et al. 2009; ERB and CAMPBELL 2006; GORTEN and ROUWENHORST 2006; MIFFRE and RALLIS 2007). As opposed to “traditional” commodity but merely a financial interest in gaining exposure to its value and

[†] The author thanks Thomas Heckelei, University of Bonn for various helpful comments and suggestions.

price changes. Consequently, their market activity concentrates on the derivative markets, such as exchange-traded futures and options or the non-exchange traded over-the-counter (OTC) markets.

While the physical market element has at all times been acknowledged as a market governing factor, interest in the influence of the financial element has first emerged at a significant scale as the result of the 2007-2008 food price crisis. A perceived correlation of price movements with position holdings of financial investors sparked interest in potential underlying causalities. A particular point of concern was “index trading” of financial investors. According to the Commodity Futures Trading Commission (CFTC) (n.d.a; n.d.c) definitions, index traders are “[...] replicating a commodity index² by establishing long futures positions in the component markets and then rolling those positions forward from future to future using a fixed methodology”. Index trading is “[...] a passive strategy designed to gain exposure to commodity price movements as part of a portfolio diversification strategy”. According to the CFTC (2008, p. 17), an “index fund” is an investment product that has the obligation to replicate the performance of a specific index or sub-index, most commonly either via direct future-based replication or synthetic swap-based replication. In the latter case, the index fund enters into a swap agreement with a financial intermediary from which the fund receives the index return in exchange for some asset basket (RAMASWAMY 2011, p. 5). Commodity index funds are typically either mutual funds, Exchange Traded Funds (ETF) or Exchange Traded Products (ETP)³.

A range of empirical studies have attempted to find evidence for a cause-and-effect relation running from financial index trading to price levels observed on the agricultural commodity futures markets. These studies predominantly rely on the method of Granger-Causality analysis (GCA). The objective of this paper is to conduct a critical review of their analysis, to interpret and synthesize results and discuss potential limitations. In doing so, this paper contributes to existing research by explicitly considering findings from financial market theory to increase understanding of the emerging financial market element and to augment the theory underlying the null hypothesis. Thereby, the focus will be on implications of the informational efficiency of markets and effects of bounded rationality of traders.

² Common commodity indices are the Thompson Reuters Jefferies Commodity Research Bureau (TRJ-CRB) Index, or the Standard & Poors Goldman Sachs Commodity Index (S&P GSCI).

³ Following the definitions used in BLACKROCK (2011), the term ETF is referring only to structures similar to an index-type mutual fund. ETPs include all products that share similarities with ETFs but are debt securities.

The subsequent section presents a short overview of the methodology of GCA as employed by the empirical studies and describes the data sources used in their analysis. Section 3 reviews the models and findings in the empirical studies. Section 4 presents necessary theoretical extensions based on sensitivities of the GCA methodology. Section 5 concludes the analysis and gives an outlook on promising areas of future research.

2 Methodology and data

The concept of Granger Causality (GC) has been frequently applied since the seminal paper by GRANGER (1969). The operational definition of GC states that a variable X will cause another variable Y if the probability of correctly forecasting Y_{t+1} , with $t = 1, \dots, T$, will increase by including information about X_t in addition to other information contained in a specific information set at time t (Ω_t). Specification of the information set requires measurement of variables from real world data, which renders data availability a crucial ingredient for the correct application of GCA.

2.1 GCA methodology and tests

Underlying the definition of GC are three axioms (GRANGER 1980, pp.330, 335-336, 338): *Axiom I*: An event can only be the cause of another event if it precedes it in time, a future event can thus never be the cause for an event in the past; *Axiom II*: There should not be any redundancy in Ω_t ; *Axiom III*: All causal relationships remain constant in their direction over time. Only the strengths of the relations or the time lags may change but never the general direction.

More formally, X_t is not a *prima facie cause* of Y_{t+1} if:

$$F(Y_{t+1} | \Omega_t) = F(Y_{t+1} | \Omega'_t)$$

where $F(\cdot)$ is the conditional distribution function of Y_{t+1} , Ω_t is an information set containing a series Z_t and Ω'_t is an extended information set containing X_t in addition to Z_t .

If a point forecast of Y_{t+1} is used instead of the whole distribution then X_t is not a *prima facie cause in mean* for Y_{t+1} if:

$$E[Y_{t+1} | \Omega_t] = E[Y_{t+1} | \Omega'_t]$$

and

$$MSE(E[Y_{t+1} | \Omega_t]) = MSE(E[Y_{t+1} | \Omega'_t])$$

where $E[\cdot]$ denotes the conditional expectation of the point forecast of Y_{t+1} given Ω_t and Ω'_t , respectively and MSE is the mean squared error of the forecast of Y_{t+1} used to measure quality of the prediction (e.g. GRANGER 1980, p. 337; HAMILTON 1994, p. 303; LÜTKEPOHL 2007, p. 42). If GC runs in both directions, there is *feedback* between the two variables X and Y , (GRANGER 1969, p. 428) and if X_{t+1} helps forecast Y_{t+1} then *prima facie instantaneous causality or instantaneous feedback* is said to occur (GRANGER, 1980, p. 340; HIEMSTRA AND JONES 1994, p. 1644; LÜTKEPOHL 2007, p. 47).

Statistical tests for non causality test the null hypothesis that a variable X does not Granger-cause another variable Y . In the bivariate linear case, a typical way to test for GC is in the context of bivariate Vector Autoregressive (VAR) models of the form:

$$Y_t = c + \alpha_1 Y_{t-1} + \dots + \alpha_i Y_{t-i} + \beta_1 Y_{t-1} + \dots + \beta_j Y_{t-j} + \varepsilon_t, \quad t = 1, 2, \dots, T$$

where i and j denote the lag-length, c is any constant, α and β are regression coefficients, and ε_t is a white noise process (cf. HAMILTON 1994, pp. 48–49). In bivariate linear models with stationary variables Wald tests are most widely employed. For the case of integrated or cointegrated variables, TODA and YAMAMOTO (1995) introduce a more robust modified Wald-test with a lag-augmented VAR. In addition, GC tests for multivariate or nonlinear models exist. LÜTKEPOHL (2007) illustrates possible approaches to test for multi-step causality in *multivariate models* and DUFOUR et al. (2006) develop linear methods for short-run and long-run non-causality testing within multivariate VAR models. YAMAMOTO and KUROSUMI (2006) show an approach to test for long-run GC in multivariate models with cointegrated variables. A bivariate nonlinear GC test was developed in BAEK and BROCK (1992), applied with some modifications by HIEMSTRA and JONES (1994) and further discussed in DIKS and PANCHENKO (2005).

2.2 Data sources

Data availability is a key requirement for the specification of theory-consistent proxy variables. In order to test for GC between financial index trading activity and price level effects, proxy variables for both need to be defined.

2.2.1 Price data

Historical price data for exchange-traded futures contracts can for example be obtained from the relevant exchanges. In the case of U.S. traded contracts, the most important exchanges are the Chicago Board of Trade (CBOT), the Chicago Mercantile Exchange (CME) the Kansas City Board of Trade (KBOT) or the Intercontinental Exchange (ICE). The major agricultural commodity futures traded

there are wheat (W-), corn (C-), soybeans (S-), rough rice (RR), soybean oil (BO), soybean meal (SM), live cattle (LC), feeder cattle (FC), lean hogs (LH), cocoa (CC), coffee (KC), sugar no. 11 (SB) and cotton (CT). Price data for customizable OTC products such as forwards, swaps and options is more difficult to obtain as these markets generally suffer from a lack of transparency.

The future price (FP) for a given contract specification depends on the expiration date of the contract. The price for the nearby contract (FP0) is the price for the contract closest to expiration. Deferred contracts have expiration dates further into the future. For example, in November, the C- December contract is the nearby contract, the March contract the first deferred with price FP1, the May contract the second deferred contract with price FP2, etc.

2.2.2 *Index trading data*

The exclusive source for detailed trading data on U.S. agricultural commodity futures markets split by trader categories are the Commitments of Traders Reports (COT), the Disaggregated Commitments of Trader Reports (DCOT) and the Commodity Index Trader (CIT) Reports, all published by the CFTC⁴. No comparable data is available for non U.S. Dollar denominated futures contracts or for the OTC markets.

The COT Report is published every Friday at 3:30 p.m. Eastern Standard Time and gives a snapshot of traders' long position open interest (LPOI), short position open interest (SPOI) in futures and in combined futures and options contracts for major agricultural commodities at market close of the previous Tuesday of the week. The difference between LPOI and SPOI for a single trader category is the net open interest (OI). The trader categories used to disaggregate the OI were before 4 September 2009 limited to "commercial" and "noncommercial" reporting traders and nonreporting traders. Commercial traders are "[...] commercially engaged in business activities hedged by the use of the futures or options markets", which includes "traditional" market participants with business activities linked to physical commodities as well as financial traders who use the markets for financial hedging, (CFTC n.d.a). Noncommercial traders are all other reporting traders.

In order to increase market transparency and better reflect trading motives, the DCOT Reports have been compiled starting 1 December 2009 (CFTC 2008). Backdated historical data exists until 13 June 2006. DCOT Reports use four reportable trader categories: "Producer/Merchant/Processor/User", "Swap Dealers"

⁴ Details on these reports are available directly from CFTC (n.d.b, n.d.a). STOLL and WHALEY (2010) and SANDERS et al. (2009) also give detailed summaries.

(SWAP), “Managed Money” and “Other Reportables” (CFTC n.d.b). The Producers, Merchants and Processors are engaged in a business activity related to the physical commodity and are using the futures markets to hedge their commercial risk. Traders in the SWAP category are mostly financial institutions that hedge the risk stemming from OTC swap transactions with their clients. Managed Money refers to traders who trade on behalf of clients such as registered Commodity Trading Advisors (CFA) or Commodity Pool Operators (CPO)⁵ or unregistered actively managed funds, including hedge funds or pension funds (c.f. STOLL and WHALEY 2010, p. 9). “Other Reportables” includes all traders that report but do not match one of the above categories.

The CFTC publishes the CIT Report on index trading as a supplement to the (D)COT Reports. It is a combined report for futures and options positions, for which backdated historical data exists until 2006. Reporting traders in the CIT Report are split into “commercial”, “noncommercial” and “index traders (INDEX)” and the CIT Report lists the associated LPOI, SPOI and spreading positions.

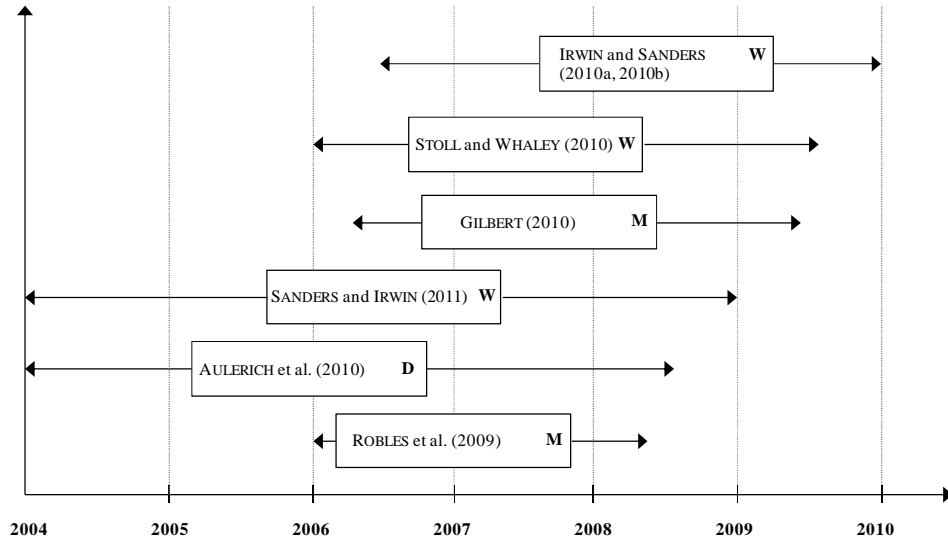
3 Review of empirical studies

Selection criteria for the sample of empirical studies are a focus on the price level effects from financial index trading, the application of GCA, and the inclusion of the 2007-2008 price spike. Figure 1 shows the empirical studies included in the sample along with the covered time period and temporal data aggregation. The focus markets are grains and oilseeds (W- (CBOT, KCBT), C-, S-, RR, BO, SM), livestock (LC, FC, LH) and soft commodities (CC, KC, SB, CT). ROBLES et al. (2009) only use W-, C-, S- but include RR. SANDERS and IRWIN (2011) only analyze W-, C-, S-. GILBERT (2010) takes an index approach and includes all commodities in the IMF food price index.

Since the weekly CIT Reports are only available starting 2006, they constrain the time period of observation and feasible temporal disaggregation levels for studies based on their data. The exception is SANDERS and IRWIN (2011) who use non-public weekly data on INDEX positions for the years 2004-2005 on selected markets and AULERICH et al. (2010) who also use non-public daily data from the CFTC starting Jan 2004 and are able to split the sample period in two sub-periods (2004-2005 and 2006-2008).

⁵ CFAs give investment advice in commodity futures, which can include exercising the trading and managing the accounts of their customers; CPOs manage funds that are pooled from investors for futures and/ or options trading. Both CFAs and CPOs have to register with the U.S. National Futures Association (NFA) (n.d.a, n.d.b).

Figure 1: Overview of empirical studies



Note: Data aggregation: M= Monthly; W= Weekly; D= Daily
 IRWIN and SANDERS (2010a) is partly based on the unpublished results in IRWIN and SANDERS (2010b)

The studies mostly focus on direct price level effects from futures trading on the futures market. The exceptions are ROBLES et al. (2009) and GILBERT (2010) who use FAO spot price data or the IMF food price index respectively. Nevertheless, with a no-arbitrage assumption leading to a spot-future parity at expiration of the futures contract, these spot prices could still be interpreted as the prices on future markets for an expiring contract (cf. HULL 2006, p. 26; GEMAN 2005, p. 37).

3.1 General model

The studies within the sample use bivariate linear frameworks with autoregressive specifications. For price level effects of financial index trading for a given commodity (*Com*), the price level (*Level*) at time *t* is explained by its own lagged values and the lagged values of a variable representing index trading activity (*Activity*). A generic version of the models used in the empirical studies is given by the following equation.

$$Level_t^{Com} = c_1 + \alpha_1 Level_{t-1}^{Com} + \dots + \alpha_i Level_{t-i}^{Com} + \beta_1 Activity_{t-i}^{Com} + \dots + \beta_j Activity_{t-j}^{Com} + \varepsilon_t$$

for $t = 1, \dots, T$

where c_1 is a constant, α and β are the coefficients, i and j denote the lag length and ε_t is a white noise process. The null hypothesis of no causality is $H_0: \beta_1 = \beta_2 = \dots = \beta_j = 0$ that is tested with standard F-tests.

Models that directly forecast volatility based on own lagged values and an *Activity* variable as presented in AULERICH et al. (2010) and IRWIN and SANDERS (2010a, 2010b) are omitted from this analysis due to the specific issues related to the measurement and forecasting of volatility, which cannot be covered within the scope of this paper (see e.g. GRANGER 2002 for a discussion).

3.2 Individual specifications

Apart from their choice of time period and the chosen temporal data aggregation, the sampled studies most notably differ in their exact specification of the *Level* and *Activity* variables included in their models. The *Level* variables are calculated based on absolute FP levels at time t , the changes in the FP between two time periods, which is the return at time t (R_t), or as spreads between FP0 and FP1. Table 1 summarizes the different specifications.

Table 1: Variable specification for Level

Variables	Specification	Data source	Description	Study
$\ln R_t$	$\ln(FP_t / FP_{t-1}) = \ln FP_t - \ln FP_{t-1}$	Relevant exchange	Log-relative futures price changes of nearby futures contracts from one observation to the next, AULERICH et al. (2010) also use first-deferred contracts	AULERICH et al. (2010)/ SANDERS and IRWIN (2011)
R_t	$FP_t - FP_{t-1}$	Relevant exchange	Difference in futures prices between one observation and the next	IRWIN and SANDERS (2010a, 2010b)
ΔR_t	$FP1_t - FP0_{t-1}$	Relevant exchange	Price spread between first deferred and nearby contract	STOLL and WHALEY (2010)
LogSP_t	$\ln SP_t^{IMF} - SP_{t-1}^{IMF}$	FAO	Logarithm of spot prices	ROBLES et al. (2009)
ΔLogSP_t	$\ln SP_t^{IMF} - SP_{t-1}^{IMF}$	IMF	Difference in logarithm of IMF food price index	GILBERT (2010)

Activity variables are either specified as position holdings (*Pos*) of the traders, in absolute terms, relative to overall holdings in the market or to holdings of other traders, or as changes in position holdings (*Flow*). Table 2 summarizes the specifications used in the respective studies.

Table 2: Variable specification for *Activity*

Variables	Specification	Description	Study
Flow			
Delta LPOI _t	$LPOI_t - LPOI_{t-1}$	Change in LPOI of index traders, measured in contracts	STOLL and WHALEY (2010)
Delta Net OI _t	$NetOI_t - NetOI_{t-1}$	Change in Net OI of index traders, measured in contracts, options positions excluded	AULERICH et al. (2010)
Relative magnitude Pos			
Percent total Net OI _t	$\frac{NetOI_t^{INDEX}}{\sum OI_t^{ALL}}$	Net OI of index traders relative to total OI of all traders, options positions excluded	AULERICH et al. (2010)
Percent total LPOI _t	$\frac{LPOI_t^{INDEX}}{LPOI_t^{ALL}}$	LPOI of index traders relative to total OI of all traders	SANDERS and IRWIN (2011)
Absolute magnitude Pos			
Index of Net OI _t	Not available	Quantum index of Net OI of index traders in all ag. commodities included in CIT Report over period Jan06-Jun09, weights are prices as of 3 Jan 06	GILBERT (2010)
Net OI _t	$LPOI_t - SPOI_t$	Net OI of index traders, measured in contracts	ROBLES et al. (2009)/ SANDERS and IRWIN (2011)

3.3 Synthesis of results

Differences in individual model specifications naturally impede comparability of results. A summary of results on GC from *Activity* to *Level* are presented in Table 3. Overall, the studies find little evidence of GC, the null hypothesis of no GC can only be rejected for selected commodities with a level of significance $\leq 5\%$. Most often, GC on future price levels is found with a time lag of one day (AULERICH et al. 2010). Both ROBLES et al. (2009) and GILBERT (2010) find evidence of GC causality (positive direction) on the FAO spot prices or the IMF food price index respectively. However, the direction of the impact is inconsistent among the studies. While some identify GC in a positive direction, i.e. an increase in index trading Granger-causes an increase in price levels, an almost equal amount of results

suggests a negative direction, i.e. an increase in index trading Granger-causes a decrease in price levels.

STOLL and WHALEY (2010) also use bi-directional GC tests and investigate whether GC runs from *Level* to *Activity* and find that they reject the null of no causality for W- (KCBT) (positive direction, 5% significance level) but not for any other commodity in their sample.

Table 3: Results on *Activity* Granger-causing *Level*

Commodity (Exchange)	Time period (aggregation)	Activity variable	Price level variable	Significance level	Direction	Study
W- (CBOT)	2006-2008 (daily)	Delta Net OI	Relative futures return (first deferred contract)	5%	-	AULERICH et al. (2010)
W- (KCBT)	2004-2005 (daily)	Delta Net OI	Relative futures return (nearby contract)	5%	-	
C-	06/2006-12/2009 (weekly)	Net OI	Delta futures prices (nearby contract)	1%	-	IRWIN and SANDERS (2010a, 2010b)
	01/2006-05/2008 (monthly)	Net OI	Spot prices	5%		ROBLES et al. (2010a)
S-	2004-2005 (daily)	Delta Net OI	Relative futures return (nearby contract)	1%	+	AULERICH et al. (2010)
		Percent total Net OI	Relative futures return (nearby contract)	1%	-	
		Percent total Net OI	Relative futures return (first deferred contract)	5%	+	
	2006-2008 (daily)	Percent total Net OI	Relative futures return (nearby contract)	5%	-	
		Percent total Net OI	Relative futures return (first deferred contract)	1%	+	
BO	2004-2005 (daily)	Delta Net OI	Relative futures return (nearby contract)	5%	-	AULERICH et al. (2010)
	2006-2008 (daily)	Percent total Net OI	Relative futures return (first deferred contract)	1%	+	
IMF Index	03/2006-06/2009 (monthly)	Index of Net OI	Delta spot price	5%	+	GILBERT (2010)

4 Interpretation of results based on an extended theoretical background

Since GC is a statistical concept (cf. PEARL 2010, p. 32) that relies on testing the H_0 of no causality given a pre-specified information set Ω_t , its results need to be interpreted by taking into account the theory underlying the null hypothesis. This is especially important to assess the vulnerability of a model to any of the sources of sensitivity for GCA results. To this end, our understanding of the financial market element and any price effects from the financialization of agricultural commodity markets can be improved by integrating theory from financial economics.

4.1 Sources of sensitivity for GCA results

GRANGER (1980) gives one of the most extensive summaries of potential result sensitivities of standard GC tests that need to be respected. For the purpose of this paper, these have been extended with other relevant points where considered necessary. Due to the focus of this paper on the theoretical underlying of the null hypothesis, sensitivities that are not discussed in more detail are those arising from time series model specification such as lag lengths included in the underlying model (cf. ÖSTERMARK and AALTONEN 1999) and from the selection of proper statistical tests.

Omission of relevant variables

Ω_t needs to contain all relevant variables without containing redundant information. Once relevant variables are omitted, results on GC can be spurious or measure wrong feedback relations (cf. GRANGER 1980; LÜTKEPOHL 1982). Due to the frequent occurrence of omitted variable problems, LÜTKEPOHL (1982, p. 375) even generally doubts the reliability of bivariate frameworks for testing GC between economic variables.

Variable specification

Results on GC are always contingent on the definition of Ω_t and on the acceptance of the included proxy variables to represent the desired theoretical variables (cf. GRANGER 1980, p. 339). Once the measured variable does not contain all desired information, the actual information set J_t deviates from the theoretical set Ω_t .

Forward-looking behavior

If agents consider a variable X important for forecasting a variable Y and they form expectations about the future development of both variables and then act accordingly, expectations about X_{t+1} may be present in time series data for Y_t . GC may then appear to run in the “wrong” direction from Y to X and any causal interpretation may be misleading (HAMILTON 1994, p. 307).

Temporal data aggregation

If the time lags between which causality occurs would require higher temporal data disaggregation than available from measured data, the true causal relationship will likely remain uncovered or, alternatively, instantaneous causality may be observed (GRANGER 1980, p. 340; BREITUNG and SWANSON 2002, p. 651).

Feedback relations

In difference to feedback between variables, GC only runs in one direction. However, if there is reason to assume that feedback relations exist in the data and the

temporal disaggregation is insufficient to capture them, GC could be measured spuriously, depending on the chosen period of measurement.

Time-varying effects

Axiom III underlying the GC concept states that causal relations remain constant in their direction over time. This implies that time-varying effects where feedback relations or forward-looking behavior in prices would play a role during sub-periods of the analysis could disturb the results on GC if these sub-periods cannot ex ante be identified.

In order to assess the susceptibility of the results from the empirical models to any of these sources of sensitivity, the theory underlying the null hypothesis will in the following be augmented with relevant findings.

4.2 Incomplete information sets due to omitted determinants of trading activity

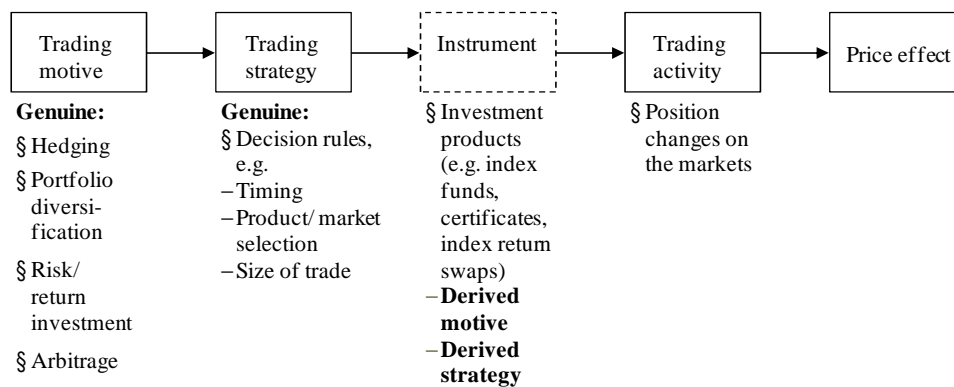
The given information set J_t ($Level_{t,i}; Activity_{t,j}$) used in the empirical studies could potentially be subject to an omitted variable bias if the determinants of *Activity* are not fully considered. If any variable simultaneously influences price levels and index trading activity, GC between the two can be spurious.

Figure 2 illustrates important determinants of index trading activity. Associated with the ultimate trading activity, i.e. the observed position change on the futures markets, is a trading strategy, underlying which is again a *genuine* trading motive. The trading strategy can be realized either *directly* by trading positions on the future market or *indirectly* by making use of an instrument such as index funds, certificates or index return swaps. Index trading could be linked to a variety of motives. Apart from portfolio diversification, which will likely play an important role, alternative motives could be (financial) hedging to avoid risk incurred somewhere else, pure risk/return investment, where risk is taken to capture a potential return from a favorable price movement or arbitrage, which implies the search for an effectively riskless profit. The trading strategy will then incorporate decisions concerning e.g. the timing of the trade, the exact selection of indices to replicate, products in which to invest, or the size of the trade. Thus, the trading strategy consists of all behavioral rules necessary to translate the trading motive into actual trading activity.

In case of realization of the trading activity via an instrument, the chosen investment product will also have to replicate the benchmark index. Replication schemes can differ widely depending on the actual product. As mentioned above, index funds, for example, can directly take long positions in the index asset, i.e. the (agricultural) commodity futures, or use a synthetic replication scheme, e.g. via swaps. In the latter case, the swap dealer would then also have to replicate the

index performance and hedge their swap position with the index fund. Such index replication activities and financial hedges conducted by index funds or swap dealers on the futures markets could be interpreted as *derived* trading motives realized with a derived trading strategy. *Derived* thereby refers to the fact that they stem from the need to gain exposure to the index returns due to a *previous* inflow of liquidity into the investment products linked to a *genuine* motive and strategy.

Figure 2: Determinants of index trading activity in agricultural commodity futures markets



Consequently, the actual position changes on the futures markets will result from a mixture of genuine and derived trading motives and strategies. The determinants of the trading activity will therefore also vary – and might in parts be direct determinants of *Level*. For example, any genuine trading strategy that considers fundamental factors of supply and demand of agricultural commodities before investing into an index product would lead to problems if fundamentals are omitted from the information set since they influence both *Activity* and *Level*. This is by far no negligible exception but would hold true for any trading strategy with an underlying behavioral rule consistent with the rational expectations hypothesis (REH), as formally described by MUTH (1961). Any rational trader will consider fundamental factors in addition to all relevant other information when formulating expectations about future price movements (cf. CUTLER et al. 1990; FLOOD and HODRICK 1990). Consequently, in order to avoid omitted variable problems within the information set, a first requirement is that the trading activity can be disaggregated according to motives and strategies based on real world data.

4.3 Limitations to correct variable specification from data

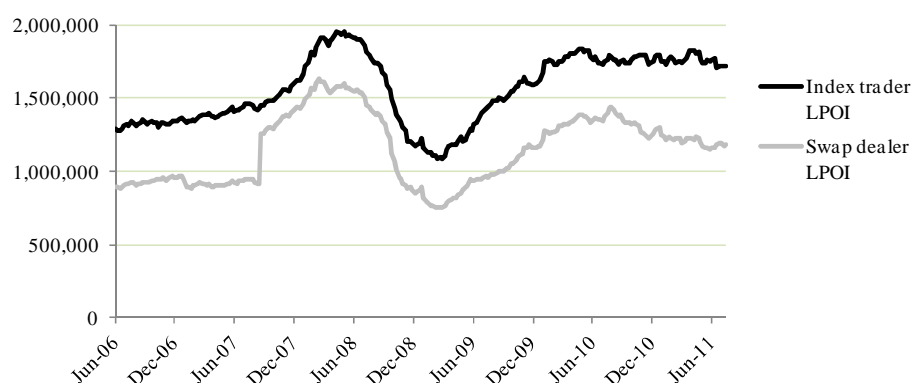
Even though the empirical studies use a wide array of specifications both for the *Activity* variable, all are measured based on the INDEX positions in the CIT Re-

port, i.e. the combined futures and options positions in the U.S. exchange-traded future markets⁶. Any trading activity on the OTC market cannot be measured.

Observable from the CIT Report data are the position holdings and changes associated with index trading, but only for those traders who exceed a specific position limit. The CFTC includes in this category all trading positions with an underlying passive strategy that only replicates a benchmark index via investment into the future markets. There are no active trading decisions involved. However, this passive strategy is essentially a derived trading strategy from a previous investment of liquidity into e.g. index funds or index return swaps. Therefore INDEX positions could include direct replication of index funds as well as hedging positions of swap dealers. In fact, it can be observed that INDEX LPOI (CIT Report) co-moves with SWAP LPOI (DCOT Report), which suggests that there is a strong overlap between these two, as shown in Figure 3 (CFTC 2011a).

Figure 3: Co-movement of swap dealer and index trader LPOI

LPOI in CFTC trader categories, all commodities, futures and options combined, 3 Jan 06 – 26 Jul 11, in contracts



The genuine trading strategies and motives that originally led to the derived index trading positions remain obscured in the CFTC reports. It is therefore possible to measure position changes associable with passive index trading but not those variables that originally determined these position changes. Thus, the lack of ability to properly differentiate *Activity* variables according to their determinants can cause omitted variable problems in the information set as described above.

⁶ AULERICH et al. (2010) use futures-only INDEX positions.

4.4 Consequences from informational efficiency and forward-looking behavior

Trading strategies consistent with the REH could not only cause omitted variable problems as explained above, but also problems related to forward-looking behavior, especially if markets are informationally efficient. In its *strong form*, the Efficient Market Hypothesis (EMH) states that prices should be fully aggregating public and private information. Under the *semi-strong* form, they only transmit public information and under the *weak form*, they only transmit information contained in past prices (FAMA 1970, p. 383; FIGLEWSKI 1978, p. 582; VERECCHIA 1982, p. 1415).

Informationally efficient markets do not reveal by which mechanism the information was incorporated in the price (BROWN 2011, p. 82). However, accepting the REH for all traders suggests that markets should at least behave in accordance with the semi-strong form of the EMH, if no other factors distort the process of information aggregation (CUTLER et al. 1990, p. 65). If this can be accepted for agricultural commodity markets it would imply that it is reasonable to assume that expectations about future price movements and about the development of other factors relevant in forecasting returns would be incorporated in the price already in period t .

Thus, if including past values of *Activity* in an autoregressive model for *Level* would improve the forecast, it would be rational for market agents to formulate expectations about future developments of *Activity* and trade accordingly. If the forecasts of $Activity_{t+i}$ are based on more information than past values of *Activity* and the market is informationally efficient, the prediction of $Activity_{t+i}$ would be incorporated into $Level_t$ and GC could be measured as running from *Level* to *Activity*. Once this can be suspected, the test for GC can only be interpreted as a test for informational efficiency of the market (HAMILTON 1994, p. 307). Unfortunately, despite the fact that the EMH has been tested extensively for various financial markets, little research exists that systematically investigates the informational efficiency of agricultural commodity markets.

Critics of the EMH state that informational efficiency can be disturbed not only by imperfect institutional setups of the markets (BEJA and GOLDMAN 1980, pp. 235–236) or costly information gathering (cf. GROSSMAN 1976, p. 574) but also by a “psychological and behavioral element” once the REH is relaxed (MALKIEL 2003, p. 60). If these informational inefficiencies exist within a market, they are hypothesized to be predominantly present in short-term as transitory states of disequilibria (BEJA and GOLDMAN 1980, pp. 235–236; TIMMERMANN and GRANGER 2004). If this can be confirmed for agricultural commodity markets forecasts of *Activity* may not be fully incorporated in *Level*. However, once these inefficiencies are assumed to stem from boundedly rational behavior of market

agents, there may be other problems arising from the interaction of such strategies on the market.

4.5 Time-varying or feedback effects from boundedly rational trading strategies

A common criticism of the REH refers to its failure to sufficiently incorporate human boundaries to rational expectation formation such as the judgmental biases and heuristics shown e.g. by KAHNEMAN and TVERSKY (1979). The notion of bounded rationality is described in SIMON (1991, p. 132) as “[...] the limits upon the ability of human beings to adapt optimally, or even satisfactorily, to complex environments”. The bounded rational expectations hypothesis (BREH) considers such limits and psychological boundaries and allows for the possibility of agents to only selectively consider information in their expectation models. Therefore, accepting the BREH for market agents gives rise to the possibility of heterogeneous boundedly rational trading strategies. An early example of the consideration of such strategies is the “noise trader” who is trading on “pseudo-signals” or “popular models” (BLACK 1986; SHLEIFER and SUMMERS 1990). Building on earlier examples such as DE LONG et al. (1990), CHIARELLA (1992) and BROCK and HOMMES (1998), the possible design and market effects of two stylized boundedly rational financial trading strategies have since been considered in a range of more recent studies⁷.

A *fundamental value trader (FVT)* bases the trading strategy on price estimates about the fundamental value of an asset and thus considers all available information that can determine this price. The underlying expectation model is regressive in that market prices of an asset are assumed to fluctuate around, but eventually mean revert to their fundamental long-run equilibrium price (P^E) (CHIARELLA et al. 2002, p. 175; FARMER and JOSHI 2002, p. 157; WESTERHOFF and REITZ 2005, p. 645). The model by which P^E is calculated is a potentially differentiating factor among FVTs, but in agricultural commodity markets can be assumed to incorporate at least some of the fundamental factors of supply and demand. The demand from a FVT (D^{FVT}) will thus be related to the perceived inequality between P^E and the current market price (P_t^M), for example:

$$D^{FVT} = \gamma(P^E - P_t^M)$$

where γ is a positive reaction coefficient. If $P^E > P_t^M$, the FVT will buy and if $P^E < P_t^M$, the FVT will sell the agricultural commodity (cf. REITZ and WESTERHOFF 2007, p. 234; FARMER and JOSHI 2002, p. 157).

⁷ E.g. FARMER and JOSHI (2002), CHIARELLA et al. (2002), WESTERHOFF and FRANKE (2009), DIECI and WESTERHOFF (2010), TRAMONTANA et al. (2011) and specifically for the commodity market WESTERHOFF and REITZ (2005), HE and WESTERHOFF (2005) and REDRADO et al. (2009).

The *technical trader (TT)* or chartist, on the other hand, only considers information that is implied in past and current prices (FARMER and JOSHI 2002, p. 154; CHIARELLA et al. 2002, p. 174; WESTERHOFF and REITZ 2005, p. 642). A special type of TT is the *trend follower (TF)* who trades based on an underlying extrapolative expectation model. A TF would then investigate the difference between the market price in period t (P_t^M) and in period $t-n$, with n representing the timescale (P_{t-n}^M) (e.g. CHIARELLA et al. 2002, p. 175; FARMER and JOSHI, 2002 p. 154), such that the demand of the TF (D^{TF}) could be represented as:

$$D^{TF} = \delta(P_t^M - P_{t-1}^M)$$

where δ is a positive reaction coefficient. If $P_t^M - P_{t-n}^M > 0$, the TF will buy, if $P_t^M - P_{t-n}^M < 0$, the TF will sell (cf. REITZ and WESTERHOFF 2007, p. 234).

Market effects from the interaction of such trading strategies under the BREH are most commonly assessed with heterogeneous agent-based models. In isolation, FVTs should have a stabilizing and TFs a destabilizing effect on prices. However, interaction of both trader types can add an “endogenous component” to the market with cyclical swings and time-dynamic changes (e.g. REITZ and WESTERHOFF 2007, p. 233). Whether FVTs or TTs dominate the market and its price mechanism can vary. WESTERHOFF and REITZ (2005) and REITZ and WESTERHOFF (2007) investigate possible determinants for the market power of each trader group for the commodity markets by endogenizing the share of either FVTs or TTs in the market. Once TTs drive P^M away from P^E , they increase the incentive for the FVTs to trade on the delta until at some point in time FVTs would dominate the market and P^M would closely fluctuate around P^E . Conversely, the closer market prices fluctuate around their fundamental values, the lower will be the incentive for FVTs to trade in the market and a dominant group of TFs could drive prices away from their equilibrium. Some models allow for traders to switch between strategies, for example based on past performance, expected future performance of another strategy or simple “swings in opinion” (WESTERHOFF and FRANKE 2009, p. 2). Also, if traders believe that in the long-run prices will mean revert but in the short run prices are driven by TFs, they may employ a FVT strategy for their long-term positions but a TF strategy for their short-term positions (cf. DELONG et al. 1990, p. 393).

Since both time-varying and feedback effects can cause results of GCA to become unreliable and hinder interpretation, accepting the BREH and allowing for boundedly rational trading strategies would mean that markets can become informationally inefficient (at least in the short-term) and time-varying and feedback effects may be present. The latter will predominantly occur if TFs have a dominant market position. In addition, if FVTs have sufficient market power, the

same omitted variable problems may occur with respect to fundamental factors as already discussed in the previous sections.

4.6 *Expectable time lags of causality*

The time lags of causality that can be assumed based on theory need to be carefully assessed in order to capture it correctly. On the one hand, informational efficiency of the markets with respect to *Activity* would imply that any information and expectation on *Activity* would immediately be reflected in *Level*. On the other hand, allowing for the possibility of market inefficiencies, an alternative theory about time lags of causality is needed. It could for example be possible that it is a gradual built up of INDEX positions that affects *Level*. Thus, it would not be the weekly or daily cause-and-effect relations that are relevant but rather a more long-term relation where only a specific level of INDEX positions above a threshold or a relative size of INDEX positions with respect to some other factor would affect *Level*. In order to capture such effects, alternative models would be needed.

AULERICH et al. (2010) and SANDERS and IRWIN (2011) also employ the long horizon regression fads model from JEGADEESH (1991). While AULERICH et al. (2010) find more long-term evidence of *Activity* Granger-causing *Level* compared to the short-run results discussed above, it is still comparatively weak. SANDERS and IRWIN (2011) do not find any difference compared to the short-run results except for the case of S-. However, these models still cannot account for the above mentioned threshold or relative size effects and therefore, alternative approaches based on augmented null hypotheses are still desirable.

In summary, all of the above factors could potentially affect reliability of the results from the reviewed empirical models and could help to explain the ambiguity e.g. concerning the direction of causality (price increasing or decreasing effect), the identified reverse causality or the generally inconclusive results regarding the significance of the *Activity* variable. However, agricultural commodity markets in general and the interaction between their physical and financial elements are still under-researched. More research is required to better formulate theoretical hypotheses and test these with adequate empirical models. Most importantly, the trading strategies used not only by financial investors but also by the traditional market participants who are hedging their physical commodity exposure should be better understood and adequate models developed that enable formulation of hypotheses on their interaction effects. These could as well take into account boundedly rational trading strategies.

5 **Conclusion**

This paper has conducted a critical review of existing empirical models of the price level effects of index trading activity in agricultural commodity markets

based on GCA. Thereby the underlying research hypotheses have been augmented by including findings from financial market theory. Based on sources of sensitivities of GCA results, it could be shown that the determinants of trading activity, the informational market efficiency, or expectation models of the market agents could affect GC test reliability and interpretability and in part explain the inconclusive results we obtain from a synthesis of existing empirical studies.

First, measurement of the theoretical *Activity* variables from existing data is problematic. Index trading activity in particular could either be the result of a *genuine* trading strategy and motive or due to a *derived* strategy of an investment product resulting from a previous inflow of liquidity into that product. The determinants of the genuine trading strategy remain obscured. Specification of the information set may therefore lead to an omitted variable bias, especially in light of trading strategies that consider fundamental factors of supply and demand. Better data availability from the CFTC such as the publication of the onetime reports on Large Traders Net Position Changes and Trading Account Net Position Changes on 30 June 2011 is therefore unlikely to significantly improve variable specification.

Second, a high degree of informational efficiency of the markets could lead to expectations about *Activity* being incorporated in *Level* and therefore measurement of GC running in the “wrong” direction. Such high informational efficiency can for example be expected if the REH is accepted for all traders. Third, boundedly rational heterogeneous trading strategies, on the other hand, could lead to time-varying and feedback effects over the time period of observation, which could also result in spurious measurement of GC. Fourth, expectable time lags of causality may vary if for example threshold or relative-size-effects exist.

Any problems resulting purely from the time series model specification or GC test selection have not been addressed. The sampled studies only focused on bivariate linear models. Multivariate or nonlinear models may be more adequate in light of potential omitted variable problems or nonlinear effects. However, given the implications of the above discussed theoretical problems, it seems necessary to first improve our theoretical hypotheses before we increase the specificity of our empirical models.

Consequently, open questions concerning the relevance and importance of specific trading motives and strategies on agricultural commodity futures markets or the informational market efficiency need to be answered. In addition, spillover effects from futures to spot markets and from other financial to agricultural commodity markets should be investigated to obtain a more comprehensive picture of today’s market environment. However, most importantly, the interaction between the financial and physical market elements, which is a unique feature of (agricultural) commodity markets, has to be closer examined as it will likely be the inter-

play between these two that is responsible for the price mechanisms we observe on today's markets. To this end, research combining the agricultural and financial sub-disciplines of economics is needed to augment our theoretical hypotheses and choose adequate empirical models.

References

- AULERICH, N.M. et al. (2010): The price impact of index funds in commodity futures markets: Evidence from the CFTC's daily large reporting system, Working paper, Department of Agricultural and Consumer Economics, University of Illinois.
<http://www.farmdoc.illinois.edu/irwin/research/PriceeImpactIndexFund,%20Jan%202010.pdf>, last accessed 13.07.2011.
- BAECK, E.G. and BROCK, W.A. (1992): A General Test for Nonlinear Granger Causality: Bivariate Model (mimeo).
- BEJA, A. and GOLDMAN, M.B. (1980): On the Dynamic Behavior of Prices in Disequilibrium, *The Journal of Finance*, Vol. 35, No. 2, pp. 235–248.
- BLACK, F. (1986): Noise, *The Journal of Finance*, Vol. 41, No. 3, pp. 529–543.
- BLACKROCK (2011): ETF Landscape, Global Handbook. Q1 2011.
www.blackrockinternational.com/content/groups/international/site/documents/literature/etfl_globalhandbook_q111.pdf, last accessed 10.05.2011.
- BREITUNG, J. and SWANSON, N.R. (2002): Temporal Aggregation and Spurious Instantaneous Causality in Multiple Time-Series Models, *Journal of Time Series Analysis*, Vol. 23, No. 6, pp. 651–665.
- BROWN, S.J. (2011): The Efficient Markets Hypothesis: The Demise of the Demon of Chance?, *Accounting & Finance*, Vol. 51, No. 1, pp. 79–95.
- CFTC (n.d.a): Commitments of Traders (COT) Report - Explanatory Notes.
<http://www.cftc.gov/MarketReports/CommitmentsofTraders/ExplanatoryNotes/index.htm>, last accessed 06.07.2011.
- CFTC (n.d.b): Disaggregated Commitments of Traders Report - Explanatory Notes.
<http://www.cftc.gov/MarketReports/CommitmentsofTraders/DisaggregatedExplanatoryNotes/index.htm>, last accessed 06.07.2011.
- CFTC (n.d.c): Index Investment Data, Explanatory Notes.
<http://www.cftc.gov/MarketReports/IndexInvestmentData/ExplanatoryNotes/index.htm>, last accessed 28.04.2011.
- CFTC (2011a): Commitments of Traders Reports - 5 July, 2011.
<http://cftc.gov/MarketReports/CommitmentsofTraders/HistoricalViewable/cot070511.html>, last accessed 04.08.2011.
- CFTC (2011b): Large Trader Net Position Changes - Explanatory Notes.
<http://cftc.gov/MarketReports/LgTraderExplanatory#>, last accessed 08.11.2011.
- CFTC (2011c): Trading Account Net Position Changes - Explanatory Notes.
<http://cftc.gov/MarketReports/TradingAcctExplanatory>, last accessed 08.11.2011.

- CHIARELLA, C., DIECI, R. and GARDINI, L. (2002): Speculative behaviour and complex asset price dynamics: a global analysis, *Journal of Economic Behavior & Organization*, Vol. 49, No. 173-197.
- COMMODITY FUTURES TRADING COMMISSION (CFTC) (2008): Staff Report on Commodity Swap Dealers & Index Traders with Commission Recommendations. <http://www.cftc.gov/ucm/groups/public/@newsroom/documents/file/cftcstaffreportonswapdealers09.pdf>, last accessed 07.06.2011.
- CUTLER, D.M. et al. (May, 1990): Speculative Dynamics and the Role of Feedback Traders, *The American Economic Review*, Vol. 80, No. 2, pp. 63–68.
- DIECI, R. and WESTERHOFF, F. (2010): Heterogeneous speculators, endogenous fluctuations and interacting markets: A model of stock prices and exchange rates, *Journal of Economic Dynamics and Control*, Vol. 34, pp. 743–764.
- DIKS, C. and PANCHENKO, V. (2005): A note on the Hiemstra-Jones Test for Granger Non-causality, *Studies in Nonlinear Dynamics and Econometrics*, Vol. 8, No. 2.
- DUFOUR, J.-M., PELLETIER, D. and RENAULT, E. (2006): Short run and long run causality in time series: inference, *Journal of Econometrics*, Vol. 132, pp. 337-362.
- ERB, C.B. and CAMPBELL, R.H. (2006): The Strategic and Tactical Value of Commodity Futures, *Financial Analysts Journal*, Vol. 62, No. 2, pp. 69–97.
- FAMA, E.F. (1970): Efficient Capital Markets: A Review of Theory and Empirical Work, *The Journal of Finance*, pp. 383–417.
- FARMER, J.D. and JOSHI, S. (2002): The price dynamics of common trading strategies, *Journal of Economic Behavior & Organization*, Vol. 49, pp. 149–171.
- FIGLEWSKI, S. (1978): Market "efficiency" in a market with heterogeneous information, *The Journal of Political Economy*, Vol. 86, No. 4, pp. 581–597.
- FLOOD, R.P. and HODRICK, R.J. (1990): On Testing for Speculative Bubbles, *Journal of Economic Perspectives*, Vol. 4, No. 2, pp. 85–101.
- GEMAN, H. (2005): Commodities and commodity derivatives. Modeling and pricing for agriculturals, metals and energy, Chichester, Wiley & Sons.
- GILBERT, C.L. (2010): How to Understand High Food Prices, *Journal of Agricultural Economics*, Vol. 61, No. 2, pp. 398–425.
- GORTON, G. and ROUWENHORST, G. (2006): Facts and Fantasies about Commodity Futures, *Financial Analysts Journal*, Vol. 62, No. 2, pp. 47-68.

- GRANGER, C.W.J. (1969): Investigating Causal Relations by Econometric Models and Cross-spectral Methods, *Econometrica*, Vol. 37, No. 3, pp. 424–438.
- GRANGER, C.W.J. (1980): Testing for Causality, A Personal Viewpoint, *Journal of Economic Dynamics and Control*, Vol. 2, pp. 329–352.
- GRANGER, C.W.J. (2002): Some Comments on Risk, *Journal of Applied Econometrics*, Vol. 17, No. 5, pp. 447–456.
- HAMILTON, J.D. (1994): Time series analysis, Princeton, NJ, Princeton Univ. Press.
- HE, X.-Z. and WESTERHOFF, F.H. (2005): Commodity markets, price limiters and speculative price dynamics, *Journal of Economic Dynamics and Control*, Vol. 29, pp. 1577–1596.
- HIEMSTRA, C. and JONES, J.D. (1994): Testing for Linear and Nonlinear Granger Causality in the Stock Price-Volume Relation, *The Journal of Finance*, Vol. 49, No. 5, pp. 1639–1664.
- HULL, J.C. (2006): Options, futures, and other derivatives, 6. ed., Upper Saddle River, NJ, Pearson Prentice-Hall.
- IRWIN, S.H. and SANDERS, D.R. (2010a): The Impact of Index and Swap Funds in Commodity Futures Markets. A Technical Report Prepared for the Organization for Economic Co-operation and Development.
http://www.farmdoc.illinois.edu/irwin/research/Irwin_Sanders_OECD_Speculation.pdf, last accessed 03.11.2011.
- IRWIN, S.H. and SANDERS, D.R. (2010b): The Impact of Index and Swap Funds in Commodity Futures Markets: Preliminary Results, OECD Food, Agriculture and Fisheries Working Papers, No. 27. OECD Publishing.
<http://dx.doi.org/10.1787/5kmd40wl1t5f-en>, last accessed 10.12.2010.
- IRWIN, S.H. et al. (2009): Devil or Angel? The role of speculation in the recent commodity price boom (and bust), *Journal of Agricultural and Applied Economics*, Vol. 41, No. 2, pp. 377–391.
- JEGADEESH, N. (1991): Seasonality in Stock Price Mean Reversion: Evidence from the U.S. and the U.K., *The Journal of Finance*, Vol. 46, No. 4, pp. 1427–1444.
- LÜTKEPOHL, H. (1982): Non-causality due to omitted variables, *Journal of Econometrics*, Vol. 19, pp. 367–378.
- LÜTKEPOHL, H. (2007): New introduction to multiple time series analysis, 1. ed., corr. 2. print., Berlin, Springer.
- MALKIEL, B.G. (2003): The Efficient Market Hypothesis and its Critics, *The Journal of Economic Perspectives*, Vol. 17, No. 1, pp. 59–82.

- MIFFRE, J. and RALLIS, G. (2007): Momentum strategies in commodity futures markets, *Journal of Banking and Finance*, Vol. 31, pp. 1863–1886.
- MUTH, J.F. (1961): Rational expectations and the theory of price movements, *Econometrica*, Vol. 29, No. 315-335.
- NATIONAL FUTURES ASSOCIATION (NFA) (n.d.a): Commodity Pool Operator. <http://www.nfa.futures.org/nfa-registration/cpo/index.HTML>, last accessed 07.08.2011.
- NATIONAL FUTURES ASSOCIATION (NFA) (n.d.b): Commodity Tradig Advisor. <http://www.nfa.futures.org/nfa-registration/cta/index.HTML>, last accessed 07.08.2011.
- ÖSTERMARK, R. and AALTONEN, J. (1999): Comparison of univariate and multivariate Granger causality in international asset pricing. Evidence from Finnish and Japanese financial economics, *Applied Financial Economics*, No. 9, pp. 155–165.
- PARKINSON, M. (1980): The extreme value method for estimating the variance of the rate of return, *Journal of Business*, Vol. 53, pp. 61–65.
- PEARL, J. (2010): Causality. Models, reasoning, and inference, 2. ed., reprinted., Cambridge, Cambridge Univ. Press.
- RAMASWAMY, S. (2011): Market structures and systemic risks of exchange-traded funds, BIS Working Papers No. 343. <http://bis.org/publ/work343.pdf>, last accessed 28.04.2011.
- REDRADO, M., CARRERA, J., BASTOURRE, D. and IBARLUCÍA, J. (2009): Financialization of Commodity Markets: Non-linear Consequences from Heterogeneous Agent Behavior, Banco Central de la República Argentina. Investigaciones Económicas. Working Paper 2009/44. http://www.bcra.gov.ar/pdfs/investigaciones/WP_2009_44i.pdf, last accessed 28.04.2011.
- ROBLES, M. et al. (2009): When speculation matters, International Food Policy Research Institute, Issue Brief 57. <http://www.ifpri.org/publication/when-speculation-matters>, last accessed 16.11.2010.
- SANDERS, D.R. and IRWIN, S.H. (2011): New Evidence on the Impact of Index Funds in U.S. Grain Futures Markets, *Canadian Journal of Agricultural Economics*, Vol. 59, No. 4, pp. 519-532.
- SANDERS, D.R. et al. (2009): Smart money: The Forecasting Ability of CFTC Large Traders in Agricultural Future Markets, *Journal of Agricultural and Resource Economics*, Vol. 34, No. 2, pp. 276–296.
- SHLEIFER, A. and SUMMERS, L.H. (1990): The Noise Trader Approach to Finance, *The Journal of Economic Perspectives*, Vol. 4, No. 2, pp. 19–33.

- STOLL, H.R. and WHALEY, R.E. (2010): Commodity index investing and commodity futures prices, *Journal of Applied Finance*, No. 1, pp. 1–40.
- TIMMERMANN, A. and GRANGER, C.W.J. (2004): Efficient market hypothesis and forecasting, *International Journal of Forecasting*, Vol. 20, pp. 15–27.
- TODA, H.Y. and YAMAMOTO, T. (1995): Statistical inference in vector autoregressions with possibly integrated processes, *Journal of Econometrics*, Vol. 66, pp. 225–250.
- TRAMONTANA, F., GARDINI, L. and WESTERHOFF, F. (2011): Heterogeneous speculators and asset price dynamics: further results from a one-dimensional discontinuous piecewise-linear map. http://www.uni-bamberg.de/fileadmin/uni/fakultaeten/sowi_lehrstuehle/vwl_wirtschaftspolitik/Team/Westerhoff/Publications/2011/2010_WP_Tramontana_Gardini_Westerhoff.pdf, last accessed 16.08.2011.
- VERECCHIA, R.E. (1982): Information Acquisition in a Noisy Rational Expectations Economy, *Econometrica*, Vol. 50, No. 6, pp. 1415–1430.
- WESTERHOFF, F. and FRANKE, R. (2009): Converse Trading Strategies, Intrinsic Noise and the Stylized Facts of Financial Markets, *Quantitative Finance*, pp. 1–12.
- WESTERHOFF, F. and REITZ, S. (2005): Commodity price dynamics and the non-linear market impact of technical traders: empirical evidence for the US corn market, *Physica A*, Vol. 349, pp. 641–648.
- WORKING, H. (1960): Speculation on hedging markets, *Food Research Institute Studies*, Vol. 1, pp. 185–220.