



**AgEcon** SEARCH  
RESEARCH IN AGRICULTURAL & APPLIED ECONOMICS

*The World's Largest Open Access Agricultural & Applied Economics Digital Library*

**This document is discoverable and free to researchers across the globe due to the work of AgEcon Search.**

**Help ensure our sustainability.**

Give to AgEcon Search

AgEcon Search

<http://ageconsearch.umn.edu>

[aesearch@umn.edu](mailto:aesearch@umn.edu)

*Papers downloaded from **AgEcon Search** may be used for non-commercial purposes and personal study only. No other use, including posting to another Internet site, is permitted without permission from the copyright owner (not AgEcon Search), or as allowed under the provisions of Fair Use, U.S. Copyright Act, Title 17 U.S.C.*

California Department of Food and Agriculture

Agricultural Commissioners' Crop Reports


# Del Norte County

2005-2009

California County Agricultural Commissioners' Reports from the California Department of Food and Agriculture. This collection consists of annual crop and livestock data from each of the 58 California Counties. The collection covers 1915-1981; digitization of the rest of the collection is forthcoming.


This digitization project was funded by the Giannini Foundation of Agricultural Economics,  
<http://giannini.ucop.edu/>.

The work was completed by the staff of the Giannini Foundation Library, University of California, Berkeley, <http://are.berkeley.edu/library/>. **Please contact the Library to consult the originals.**





## 2005 CROP AND LIVESTOCK REPORT

DEL NORTE COUNTY, Calif. *Agricultural Commissioner*  
DEPARTMENT OF AGRICULTURE  
2650 WASHINGTON BOULEVARD  
CRESCENT CITY, CA 95531



*GIANNINI FOUNDATION  
AG ECON LIBRARY  
UNIVERSITY OF CALIFORNIA  
248 GIANNINI HALL  
BERKELEY CA 94720*





**A.G. Kawamura, Secretary  
California Department of Food and Agriculture**

**and**

**Del Norte County Board of Supervisors:**

**Sarah Sampels, Chairman  
Chuck Blackburn  
David Finigan  
Leslie McNamer  
Martha McClure**

**In accordance with the provisions of Section 2279 of the California Food and Agriculture Code, I hereby submit the Annual Crop Report of Del Norte County for the 2005 calendar year.**

**Also, in accordance with Section 2272 of the Food and Agriculture Code is a brief "Sustainable Agriculture Report" which summarizes biological control, pest prevention and pest detection activities in our county.**

**The values shown in this report represent gross production value, whether marketed or not and do not reflect the costs of production and harvesting.**

**I wish to thank my staff for assistance in obtaining the statistics and to the many persons who furnished information for this report, my sincere appreciation.**

**Respectfully submitted,**

*Glenn E. Anderson*

**GLENN E. ANDERSON  
DEL NORTE COUNTY AGRICULTURAL COMMISSIONER**

## 2005 CROP REPORT SUMMARY

	<u>2005</u>	<u>2004</u>
Field Crops	\$ 1,518,100	\$ 1,367,520
Vegetables & Fruits*	1,030,710	1,041,040
Nursery Crops	13,794,900	14,708,900
Livestock	14,059,080	12,374,450
Livestock Products	11,536,700	10,555,800
Subtotal	41,939,490	40,047,710
+ Timber and Forest Production	12,411,940	12,949,800
<b>Total</b>	<b>\$54,351,430</b>	<b>\$ 52,997,510</b>



\*includes Miscellaneous

+Source: State Board of Equalization, Timber Tax Division




### FIELD CROPS

<u>Item</u>	<u>Year</u>	<u>Harvested Acreage</u>	<u>Per Acre</u>	<u>Total</u>	<u>Unit</u>	<u>Per Unit</u>	<u>Total Value</u>
Hay (Grain)	2005	300	3.0	900	Ton	132.00	118,800
	2004	42	1.9	78	Ton	113.00	8,800
Hay (Other)	2005	1,650	2.4	3,960	Ton	97.50	386,100
	2004	1,950	2.5	4,875	Ton	95.50	465,560
Pasture (Irrig)	2005	5,200			Acre	135.00	702,000
	2004	5,250			Acre	120.00	630,000
Pasture (Other)	2005	19,450			Acre	16.00	311,200
	2004	19,350			Acre	13.60	263,160
<b>Total</b>	2005						1,518,100
	2004						1,367,520

### VEGETABLE AND FRUIT CROPS: PRODUCTION AND VALUE

<u>Item</u>	<u>Year</u>	<u>Total</u>
Total Fruits & Vegetables	2005	43,180
	2004	59,500




**NURSERY PRODUCTS AND PRODUCTION**

<u>Item</u>	<u>Year</u>	<u>Acres</u>	<u>Quantity</u>	<u>Unit</u>	<u>Per Unit</u>	<u>Total</u>
Easter Lily Bulbs	2005	435.00	64,698	case	90.06	5,826,500
	2004	482.00	73,614	case	85.27	6,279,800
Cut Fern, Decoratives, Flowers, Seedling & Christmas Trees	2005					3,740,400
	2004					3,587,100
Ornamentals & Bedding Plants	2005					4,228,000
	2004					4,842,000
Total	2005					13,794,900
	2004					14,708,900



**LIVESTOCK: PRODUCTION & VALUE**

<u>Item</u>	<u>Year</u>	<u>No. Head</u>	<u>Liveweight</u>	<u>Unit</u>	<u>Per Unit</u>	<u>Total</u>
Cattle	2005	10,036	120,432	cwt	90.80	10,935,230
	2004	9,200	110,400	cwt	88.30	9,748,320
Calves	2005	2,850	25,650	cwt	121.00	3,103,650
	2004	2,613	23,500	cwt	111.00	2,608,500
Sheep, Lambs	2005	226	204	cwt	98.90	20,200
	2004	215	195	cwt	90.40	17,630
Total	2005					14,059,080
	2004					12,374,450



**LIVESTOCK PRODUCTS: PRODUCTION & VALUE**

<u>Item</u>	<u>Year</u>	<u>Production</u>	<u>Unit</u>	<u>Per Unit</u>	<u>Total</u>
Market Milk	2005	585,500	cwt	13.99	8,191,000
	2004	500,975	cwt	14.96	7,494,600
Manufacturing Milk	2005	226,500	cwt	14.77	3,345,700
	2004	201,395	cwt	15.20	3,061,200
Total	2005	812,000			11,536,700
	2004	702,370			10,555,800




**MISCELLANEOUS: PRODUCTION & VALUE**

<u>Item</u>	<u>Year</u>	<u>Total</u>
Miscellaneous*	2005	987,530
	2004	981,540

\*includes honey, silage, hogs, goats

**FOREST PRODUCTS: PRODUCTION AND VALUE**

<u>Item</u>	<u>Year</u>	<u>Production</u>	<u>Unit</u>	<u>Per Unit</u>	<u>Total</u>
Timber	2005	22,557,000	Bd Ft	.496	11,185,640
	2004	25,109,000	Bd Ft	.475	11,936,800
Firewood	2005	4,135	Cords	180.00	744,300
	2004	3,200	Cords	175.00	560,000
++Msc. Forest Products	2005				482,000
	2004				453,000
Total	2005				12,411,940
	2004				12,949,800




++Includes chips, bark, mushrooms, bear grass, native transplants, burls, redwood slabs, shakes

**ANNUAL SUSTAINABLE AGRICULTURE REPORTING**

<u>Pest</u>	<u>Agent/Mechanism</u>	<u>Scope of Program</u>
<b>Biological Control:</b>		
Tansy Ragwort, <i>Senecio jacobaea</i>	Tansy Flea Beetle, <i>Longitarsus jacobaeae</i> Cinnabar Moth, <i>Tyria jacobaeae</i>	Ongoing collection & redistribution
Yellow Starthistle, <i>Centaurea solstitialis</i>	Seed Head Weevil, <i>Bongosternus orientalis</i> YST Hairy Weevil, <i>Eustenopus villosus</i>	4 colonies monitored 2 colonies monitored
Klamath Weed, <i>Hypericum perforatum</i>	Klamath Weed Beetle, <i>Chrysolina quadrigemina</i>	Established county-wide
<b>Pest Eradication:</b>		
Diffuse Knapweed	Mechanical & Chemical	1 Site
Spotted Knapweed	Mechanical & Chemical	9 sites
Gorse	Mechanical & Chemical	5 sites
<b>Pest Exclusion:</b>		
Exotic Pests	Incoming plant material via UPS, Federal	141 shipments of
Target Pests	Express, truck, mail, air, nursery shipments	plant material inspected
<b>Pest Detection:</b>		
Gypsy Moth	143 monitoring traps placed throughout Del Norte County- None Detected	
Japanese Beetle	8 monitoring traps placed- None Detected	
European Pine Shoot Moth	5 monitoring traps placed- None Detected	
Glasswinged Sharpshooter	8 monitoring traps placed-None Detected	
<b>Organic Farming Statistics:</b>	Three organic growers registered in Del Norte County	



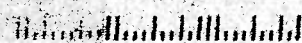



# 2006 CROP AND LIVESTOCK REPORT

DEL NORTE COUNTY, Calif. *Agricultural commissioner*  
DEPARTMENT OF AGRICULTURE  
2650 WASHINGTON BOULEVARD  
CRESCENT CITY, CA 95531



GIANNINI FOUND. AG. ECON.  
LIBRARY  
UNIVERSITY OF CALIFORNIA  
248 GIANNINI HALL  
BERKELEY CA 94720







**A.G. Kawamura, Secretary  
California Department of Food and Agriculture**

**and**

**Del Norte County Board of Supervisors:**

**David Finigan, Chairman  
Gerry Hemmingsen  
Martha McClure  
Leslie McNamer  
Mike Sullivan**

**In accordance with the provisions of Section 2279 of the California Food and Agriculture Code, I hereby submit the Annual Crop Report of Del Norte County for the 2006 calendar year.**

**Also, in accordance with Section 2272 of the Food and Agriculture Code is a brief "Sustainable Agriculture Report" which summarizes biological control, pest prevention and pest detection activities in our county.**

**The values shown in this report represent gross production value, whether marketed or not and do not reflect the costs of production and harvesting.**

**I wish to thank my staff for assistance in obtaining the statistics and to the many persons who furnished information for this report, my sincere appreciation.**

**Respectfully submitted,**

*Glenn E. Anderson*

**GLENN E. ANDERSON  
DEL NORTE COUNTY AGRICULTURAL COMMISSIONER**

**Note: Happy 150<sup>th</sup> year anniversary Del Norte County!**

## 2006 CROP REPORT SUMMARY

	<u>2006</u>	<u>2005</u>
Field Crops	\$ 1,546,100	\$ 1,518,100
Vegetables & Fruits*	1,342,180	1,030,710
Nursery Crops	16,111,700	13,794,900
Livestock	16,101,090	14,059,080
Livestock Products	10,759,400	11,536,700
Subtotal	45,860,470	41,939,490
+ Timber and Forest Production	8,691,200	12,411,940
Total	<b>\$54,551,670</b>	<b>\$ 54,351,430</b>



\*includes Miscellaneous

+Source: State Board of Equalization, Timber Tax Division

### FIELD CROPS

Item	Year	Harvested Acreage	Per Acre	Total	Unit	Per Unit	Total Value
Hay (Grain)	2006	240	3.2	768	Ton	116.00	89,100
	2005	300	3.0	900	Ton	132.00	118,800
Hay (Other)	2006	1,810	2.5	4,525	Ton	91.50	414,000
	2005	1,650	2.4	3,960	Ton	97.50	386,100
Pasture (Irrig)	2006	5,400			Acre	136.00	734,400
	2005	5,200			Acre	135.00	702,000
Pasture (Other)	2006	19,285			Acre	16.00	308,600
	2005	19,450			Acre	16.00	311,200
Total	2006						1,546,100
	2005						1,518,100



### VEGETABLE AND FRUIT CROPS: PRODUCTION AND VALUE

Item	Year	Total
Total Fruits & Vegetables	2006	48,600
	2005	43,180



### NURSERY PRODUCTS AND PRODUCTION

Item	Year	Acres	Quantity	Unit	Per Unit	Total
Easter Lily Bulbs	2006	402.00	79,902	case	84.11	6,720,800
	2005	435.00	64,698	case	90.06	5,826,500
Cut Fern, Decoratives, Flowers, Seedling & Christmas Trees	2006					4,108,000
	2005					3,740,400
Ornamentals & Bedding Plants	2006					5,282,900
	2005					4,228,000
Total	2006					16,111,700
	2005					13,794,900




### LIVESTOCK: PRODUCTION & VALUE

Item	Year	No. Head	Liveweight	Unit	Per Unit	Total
Cattle	2006	11,710	140,520	cwt	89.30	12,548,440
	2005	10,036	120,432	cwt	90.80	10,935,230
Calves	2006	3,325	29,925	cwt	118.00	3,531,150
	2005	2,850	25,650	cwt	121.00	3,103,650
Sheep, Lambs	2006	284	256	cwt	84.00	21,500
	2005	226	204	cwt	98.90	20,200
Total	2006					16,101,090
	2005					14,059,080

### LIVESTOCK PRODUCTS: PRODUCTION & VALUE

Item	Year	Production	Unit	Per Unit	Total
Market Milk	2006	746,415	cwt	11.33	8,456,888
	2005	585,500	cwt	13.99	8,191,000
Manufacturing Milk	2006	185,089	cwt	12.44	8,302,512
	2005	226,500	cwt	14.77	3,345,700
Total	2006	931,504			10,759,400
	2005	812,000			11,536,700



### MISCELLANEOUS: PRODUCTION & VALUE

Item	Year	Total
Miscellaneous*	2006	1,293,580
	2005	987,530

\*includes honey, silage, hogs, goats



**FOREST PRODUCTS: PRODUCTION AND VALUE**

<u>Item</u>	<u>Year</u>	<u>Production</u>	<u>Unit</u>	<u>Per Unit</u>	<u>Total</u>
Timber	2006	16,809,000	Bd Ft	.496	7,448,000
	2005	22,557,000	Bd Ft	.496	11,185,640
Firewood	2006	3,940	Cords	180.00	709,200
	2005	4,135	Cords	180.00	744,300
++Msc. Forest Products	2006				534,000
	2005				482,000
Total	2006				8,691,200
	2005				12,411,940



++Includes chips, bark, mushrooms, bear grass, native transplants, burls, redwood slabs, shakes

**ANNUAL SUSTAINABLE AGRICULTURE REPORTING**

<u>Pest</u>	<u>Agent/Mechanism</u>	<u>Scope of Program</u>
<b>Biological Control:</b>		
Tansy Ragwort, <i>Senecio jacobaea</i>	Tansy Flea Beetle, <i>Longitarsus jacobaeae</i> Cinnabar Moth, <i>Tyria jacobaeae</i>	Ongoing collection & redistribution
Yellow Starthistle, <i>Centaurea solstitialis</i>	Seed Head Weevil, <i>Bongosternus orientalis</i> YST Hairy Weevil, <i>Fusstenopus villosus</i>	4 colonies monitored 2 colonies monitored
Klamath Weed, <i>Hypericum perforatum</i>	Klamath Weed Beetle, <i>Chrysolina quadrigemina</i>	Established county-wide
<b>Pest Eradication:</b>		
Diffuse Knapweed	Mechanical & Chemical	1 site
Spotted Knapweed	Mechanical & Chemical	9 sites
Meadow Knapweed	Chemical	9 sites
Gorse	Mechanical & Chemical	5 sites
<b>Pest Exclusion:</b>		
Exotic Pests	Incoming plant material via UPS, Federal	216 shipments of plant material inspected
Target Pests	Express, truck, mail, air, nursery shipments	
<b>Pest Detection:</b>		
Gypsy Moth	120 monitoring traps placed throughout Del Norte County-	None Detected
Japanese Beetle	8 monitoring traps placed-	None Detected
<b>Organic Farming Statistics:</b>		
	Five organic growers registered in Del Norte County	



STATS. 107

# DEL NORTE COUNTY *Calif.*


*Agricultural commissioner*

## CROP REPORT

# 2007

B  
FEB 16 2007

STANFORD FOUNDATION FOR  
AGRICULTURAL ECONOMICS





**COUNTY OF DEL NORTE**  
DEPARTMENT OF AGRICULTURE

2650 Washington Boulevard  
Crescent City, California 95531  
Phone (707) 464-7235 FAX (707) 465-6044  
e-mail: dnag@co.del-norte.ca.us

Ken Smith  
Agricultural Commissioner  
Sealer of Weights and Measures  
California Plant Quarantine Officer  
Director of Animal Control

July 1, 2008

Mr. A. G. Kawamura, Secretary  
California Department of Food and Agriculture

Honorable Members of the Board of Supervisors of Del Norte County

David Finigan, Chairman  
Leslie McNamer, District I  
Martha McClure, District II  
Michael Sullivan, District III  
Gerry Hemmingsen, District IV

Dear Secretary and Board Members:

In accordance with Sections 2272 and 2279 of the California Food and Agriculture Code, I am pleased to present the 2007 Del Norte County Crop Report.

The values shown in this report represent the gross value of crops and commodities, whether marketed or not, and do not reflect costs related to production, harvesting, marketing or transportation.

The overall production value for 2007 was \$ 52,299,296.; adding a 3X multiplying factor of dollars, the overall impact of agriculture on the local economy of Del Norte County was \$156,897,888. in 2007.

The overall production value for 2007 was down about 4% from 2006. Most of this decline was the result of a reduction in timber harvest.

Field crop and milk production values were up slightly in 2007, while livestock and nursery production values were down due mostly to a reduction in the sales of cut flowers and ornamentals.

I would like to express my appreciation to the farmers and producers of Del Norte County who supplied data for this report and to my staff who helped compile the data and statistics presented in this years report.

Respectfully Submitted,

Kenneth R. Smith  
Agricultural Commissioner



## 2007 CROP REPORT SUMMARY

	<u>2007</u>	<u>2006</u>
Field Crops	\$ 1,780,750	\$ 1,545,700
Vegetables & Fruits*	1,350,000	1,342,180
Nursery Crops	14,967,592	16,111,457
Livestock	15,824,070	16,101,090
Livestock Products	<u>11,465,723</u>	<u>10,759,400</u>
Subtotal	45,388,135	45,859,827
Timber and Forest Production +	<u>6,911,161</u>	<u>8,691,200</u>
<b>Total</b>	<b>\$52,299,296</b>	<b>\$54,551,027</b>

\* Includes Miscellaneous

+ Source: State Board of Equalization, Timber Tax Division

### FIELD CROPS

<u>Item</u>	<u>Year</u>	<u>Harvested Acreage</u>	<u>Per Acre</u>	<u>Total</u>	<u>Unit</u>	<u>Per Unit</u>	<u>Total Value</u>
Hay (Grain)	2007	794	3.0	2,382	Ton	125.00	297,750
	2006	240	3.2	768	Ton	116.00	89,100
Hay (Other)	2007	1,840	2.5	4,600	Ton	95.00	437,000
	2006	1,810	2.5	4,525	Ton	91.50	414,000
Pasture (Irrig)	2007	5,400			Acre	136.00	734,000
	2006	5,400			Acre	136.00	734,000
Pasture (Other)	2007	19,500			Acre	16.00	312,000
	2006	19,285			Acre	16.00	308,600
<b>Total</b>	<b>2007</b>						<b>1,780,750</b>
	<b>2006</b>						<b>1,545,700</b>

### VEGETABLE AND FRUIT CROPS

<u>Item</u>	<u>Year</u>	<u>Total</u>
Total Fruits & Vegetables	2007	50,000
	2006	48,600



## NURSERY PRODUCTS

<u>Item</u>	<u>Year</u>	<u>Acres</u>	<u>Quantity</u>	<u>Unit</u>	<u>Per Unit</u>	<u>Total</u>
Easter Lily Bulbs	2007	367.50	73,258	case	93.35	6,838,634
	2006	402.00	79,902	case	84.11	6,720,557
Cut Fern, Decoratives, Flowers, Seedling & Christmas Trees	2007					3,428,958
	2006					4,108,000
Ornamentals & Bedding Plants	2007					4,700,000
	2006					5,282,900
<b>Total</b>	<b>2007</b>					<b>14,967,592</b>
	<b>2006</b>					<b>16,111,457</b>

## LIVESTOCK

<u>Item</u>	<u>Year</u>	<u>No. Head</u>	<u>Liveweight</u>	<u>Unit</u>	<u>Per Unit</u>	<u>Total</u>
Cattle	2007	11,000	132,113	cwt	90.00	11,890,170
	2006	11,710	140,520	cwt	89.30	12,548,440
Calves	2007	3,620	32,580	cwt	120.00	3,909,600
	2006	3,325	29,925	cwt	118.00	3,531,150
Sheep, Lambs	2007	300	270	cwt	90.00	24,300
	2006	284	256	cwt	84.00	21,500
<b>Total</b>	<b>2007</b>					<b>15,824,070</b>
	<b>2006</b>					<b>16,101,090</b>

## LIVESTOCK PRODUCTS

<u>Item</u>	<u>Year</u>	<u>Production</u>	<u>Unit</u>	<u>Per Unit</u>	<u>Total</u>
Market Milk	2007	505,385	cwt	23.50* / 15.00**	10,343,275
	2006	746,415	cwt	11.33	8,456,882
Manufacturing Milk	2007	72,416	cwt	15.50	1,122,448
	2006	185,089	cwt	12.44	2,302,507
<b>Total</b>	<b>2007</b>				<b>11,465,723</b>
	<b>2006</b>				<b>10,759,400</b>

\* organic milk price per cwt

\*\* non-organic milk price per cwt

## MISCELLANEOUS: LIVESTOCK PRODUCTION

<u>Item</u>	<u>Year</u>	<u>Total</u>
Miscellaneous*	2007	1,300,000
	2006	1,293,580

\*includes honey, silage, hogs, goats, eggs and other products

## TIMBER AND FOREST PRODUCTS

<u>Item</u>	<u>Year</u>	<u>Production</u>	<u>Unit</u>	<u>Per Unit</u>	<u>Total</u>
Timber	2007	11,948,000	Bd Ft	0.4746	5,671,161**
	2006	16,809,000	Bd Ft	0.4431	7,448,000**
Firewood	2007	4,000	Cord	185.00	740,000
	2006	3,940	Cord	180.00	709,200
++Msc. Forest	2007				500,000
	2006				534,000
<hr/>					
<b>Total</b>	2007				<b>6,911,161</b>
	2006				<b>8,691,200</b>

\*\* Figures provided by State Board of Equalization, Timber Tax Division

++ Includes chips, bark, mushrooms, bear grass, native transplants, burls, redwood slabs, shakes

## ANNUAL SUSTAINABLE AGRICULTURE REPORTING

<u>PEST</u>	<u>AGENT / MECHANISM</u>	<u>SCOPE OF PROGRAM</u>
<b>Biological Control</b>		
Tansy Ragwort, <i>Senecio jacobaea</i>	Tansy Flea Beetle, <i>Longitarsus jacobaeae</i> Cinnabar Moth, <i>Tyria jacobaeae</i>	Ongoing collection & redistribution
Yellow Starthistle, <i>Centaurea solstitialis</i>	Seed Head Weevil, <i>Bangasternus orientalis</i> YST Hairy Weevil, <i>Eustenopus villosus</i>	4 colonies monitored 2 colonies monitored
Klamath Weed, <i>Hypericum perforatum</i>	Klamath Weed Beetle, <i>Chrysolina quadrigemina</i>	Established county-wide
<b>Pest Eradication:</b>		
Diffuse Knapweed	Mechanical & Chemical	1 site
Spotted Knapweed	Mechanical & Chemical	8 sites
Meadow Knapweed	Chemical	10 sites
Gorse	Mechanical & Chemical	5 sites
<b>Pest Exclusion:</b>		
Exotic Pests Target Pests	Incoming plant material via UPS, Federal Express, truck, mail, air, nursery shipments	201 shipments of plant material inspected
<b>Pest Detection:</b>		
Gypsy Moth	120 monitoring traps placed - None Detected	
Japanese Beetle	8 monitoring traps placed - None Detected	
Light Brown Apple Moth	107 monitoring traps placed - None Detected	
<b>Organic Farming Statistics:</b>	Five organic growers registered in Del Norte County	

## **Del Norte County Department of Agriculture**

### **Staffing List**

Ken Smith, Agricultural Commissioner

Jim Buckles, Agricultural and Weights and Measures Inspector

David Cavyell, Agricultural Aide

Lynn Marshall, Administrative Secretary

**Cover Photo > Poinsettias grown at Dahlstrom & Watt**


# 2008



# DEL NORTE COUNTY, *Calif.*

*Agricultural commissioner*

## CROP REPORT





**COUNTY OF DEL NORTE**  
DEPARTMENT OF AGRICULTURE

2650 Washington Boulevard  
Crescent City, California 95531  
Phone (707) 464-7235 FAX (707) 465-6044  
e-mail: [dnag@co.del-norte.ca.us](mailto:dnag@co.del-norte.ca.us)

Kenneth R. Smith  
Agricultural Commissioner  
Sealer of Weights and Measures  
California Plant Quarantine Officer  
Director of Animal Control

July 1, 2009

Mr. A. G. Kawamura, Secretary  
California Department of Food and Agriculture

Honorable Members of the Board of Supervisors of Del Norte County

Gerry Hemmingsen, Chairman  
Leslie McNamer, District I  
Martha McClure, District II  
Michael Sullivan, District III  
David Finigan, District V

Dear Secretary and Board Members:

In accordance with Sections 2272 and 2279 of the California Food and Agriculture Code, I am pleased to present the 2008 Del Norte County Crop Report.

The values shown in this report represent the gross value of crops and commodities, whether marketed or not, and do not reflect costs related to production, harvesting, marketing or transportation.

The overall production value for 2008 was \$ 54,824,925.; adding a 3X multiplying factor of dollars, the overall impact of agriculture on the local economy of Del Norte County was \$164,474,775. in 2008.

The overall production value for 2008 was up about 5% from 2007. Most of this increase was the result of an increase in timber harvest.

Field crop and milk production values were up in 2008, while livestock and nursery production values were down from 2007.

I would like to express my appreciation to the farmers and producers of Del Norte County who supplied data for this report and to Jim Buckles, Deputy Agricultural Commissioner who helped compile and tabulate the data and statistics presented in this years report.

Respectfully Submitted,

Kenneth R. Smith  
Agricultural Commissioner



## 2008 CROP REPORT SUMMARY

	<u>2008</u>	<u>2007</u>
Field Crops	\$ 1,956,215	\$ 1,780,750
Vegetables & Fruits*	1,423,600	1,350,000
Nursery Crops	14,479,926	14,967,592
Livestock	15,619,276	15,824,070
Livestock Products	<u>12,817,971</u>	<u>11,465,723</u>
Subtotal	46,296,988	45,388,135
Timber and Forest Production +	<u>8,527,937</u>	<u>6,911,161</u>
<b>Total</b>	<b>\$54,824,925</b>	<b>\$52,299,296</b>

\* Includes Miscellaneous

+ Source: State Board of Equalization, Timber Tax Division

### FIELD CROPS

<u>Item</u>	<u>Year</u>	<u>Harvested Acreage</u>	<u>Per Acre</u>	<u>Total</u>	<u>Unit</u>	<u>Per Unit</u>	<u>Total Value</u>
Hay (Grain)	2008	600	2.8	1,680	Ton	160.00	268,800
	2007	794	3.0	2,382	Ton	125.00	297,750
Hay (Other)	2008	1,830	2.3	4,209	Ton	135.00	568,215
	2007	1,840	2.5	4,600	Ton	95.00	437,000
Pasture (Irrig)	2008	5,500			Acre	140.00	770,000
	2007	5,400			Acre	136.00	734,000
Pasture (Other)	2008	19,400			Acre	18.00	349,200
	2007	19,500			Acre	16.00	312,000
<b>Total</b>							
	<b>2008</b>						<b>1,956,215</b>
	<b>2007</b>						<b>1,780,750</b>

### VEGETABLE AND FRUIT CROPS

<u>Item</u>	<u>Year</u>	<u>Total</u>
<b>Total Fruits &amp; Vegetables</b>	<b>2008</b>	<b>83,600</b>
	<b>2007</b>	<b>50,000</b>



## NURSERY PRODUCTS

<u>Item</u>	<u>Year</u>	<u>Acres</u>	<u>Quantity</u>	<u>Unit</u>	<u>Per Unit</u>	<u>Total</u>
Easter Lily Bulbs	2008	392.00	75,959	case	105.19	7,990,127
	2007	367.50	73,358	case	93.35	6,838,634
Cut Fern, Decoratives, Flowers, Seedling & Christmas Trees	2008					2,189,799
	2007					3,428,958
Ornamentals & Bedding Plants	2008					4,300,000
	2007					4,700,000
<b>Total</b>	<b>2008</b>					<b>14,479,926</b>
	<b>2007</b>					<b>14,967,592</b>

## LIVESTOCK

<u>Item</u>	<u>Year</u>	<u>No. Head</u>	<u>Liveweight</u>	<u>Unit</u>	<u>Per Unit</u>	<u>Total</u>
Cattle	2008	11,450	137,518	cwt	87.00	11,964,066
	2007	11,000	132,113	cwt	90.00	11,890,170
Calves	2008	3,510	31,590	cwt	115.00	3,632,850
	2007	3,620	32,580	cwt	120.00	3,909,600
Sheep, Lambs	2008	290	260	cwt	86.00	22,360
	2007	300	270	cwt	90.00	24,300
<b>Total</b>	<b>2008</b>					<b>15,619,276</b>
	<b>2007</b>					<b>15,824,070</b>

## LIVESTOCK PRODUCTS

<u>Item</u>	<u>Year</u>	<u>Production</u>	<u>Unit</u>	<u>Per Unit</u>	<u>Total</u>
Market Milk	2008	398,251	cwt	26.59	10,589,494
	2007	505,385	cwt	23.50	10,343,275
Manufacturing Milk	2008	105,615	cwt	21.10	2,228,477
	2007	72,416	cwt	15.50	1,122,448
<b>Total</b>	<b>2008</b>				<b>12,817,971</b>
	<b>2007</b>				<b>11,465,273</b>

## MISCELLANEOUS: LIVESTOCK PRODUCTION

<u>Item</u>	<u>Year</u>	<u>Total</u>
Miscellaneous*	2008	1,340,000
	2007	1,300,000

\*includes honey, silage, hogs, goats, eggs and other products

## TIMBER AND FOREST PRODUCTS

<u>Item</u>	<u>Year</u>	<u>Production</u>	<u>Unit</u>	<u>Per Unit</u>	<u>Total</u>
Timber	2008	14,460,650	Bd Ft	0.5089	7,358,437**
	2007	11,948,000	Bd Ft	0.4746	5,671,161**
Firewood	2008	2,900	Cord	195.00	565,500
	2007	4,000	Cord	185.00	740,000
++Msc. Forest	2008				604,000
	2007				500,000
<hr/>					
<b>Total</b>	<b>2008</b>				<b>8,527,937</b>
	<b>2007</b>				<b>6,911,161</b>

\*\* Figures provided by State Board of Equalization, Timber Tax Division

++ Includes chips, bark, mushrooms, bear grass, native transplants, burls, redwood slabs, shakes

## ANNUAL SUSTAINABLE AGRICULTURE REPORTING

<u>PEST</u>	<u>AGENT / MECHANISM</u>	<u>SCOPE OF PROGRAM</u>
<b>Biological Control</b>		
Tansy Ragwort, <i>Senecio jacobaea</i>	Tansy Flea Beetle, <i>Longitarsus jacobaeae</i> Cinnabar Moth, <i>Tyria jacobaeae</i>	Ongoing collection & redistribution
Yellow Starthistle, <i>Centaurea solstitialis</i>	Seed Head Weevil, <i>Bangasternus orientalis</i> YST Hairy Weevil, <i>Eustenopus villosus</i>	4 colonies monitored 2 colonies monitored
Klamath Weed, <i>Hypericum perforatum</i>	Klamath Weed Beetle, <i>Chrysolina quadrigemina</i>	Established county-wide
Canada Thistle, <i>Cirsium arvense</i>	Seed Head Weevil, <i>Larinus planus</i>	2 colonies established
<b>Pest Eradication:</b>		
Diffuse Knapweed	Mechanical & Chemical	2 sites
Spotted Knapweed	Mechanical & Chemical	8 sites
Meadow Knapweed	Chemical	47 sites
Gorse	Mechanical & Chemical	4 sites
<b>Pest Exclusion:</b>		
Exotic Pests Target Pests	Incoming plant material via UPS, Federal Express, truck, mail, air, nursery shipments	142 shipments of plant material inspected
<b>Pest Detection:</b>		
Gypsy Moth	120 monitoring traps placed - None Detected	
Japanese Beetle	8 monitoring traps placed - None Detected	
Light Brown Apple Moth	107 monitoring traps placed - None Detected	
<b>Organic Farming Statistics:</b>		
	Five organic growers registered in Del Norte County	

**DEL NORTE COUNTY'S  
AGRICULTURAL EXPORT  
TRADING PARTNERS**

**NORTH AMERICA:**

Canada  
Mexico

**CENTRAL / SOUTH AMERICA:**

Costa Rica  
Colombia  
El Salvador  
Ecuador

**PACIFIC ISLAND NATIONS:**

Tahiti

**CARRIBEAN NATIONS:**

Aruba  
Bahamas  
Bermuda  
Dominican Republic  
Jamaica

**EUROPEAN UNION:**

Netherlands

## **Del Norte County Department of Agriculture**

### **Staffing List**

Ken Smith, Agricultural Commissioner

Jim Buckles, Deputy Agricultural Commissioner

David Cavyell, Agricultural Aide

Brent Preston, Seasonal Aide

Lynn Marshall, Administrative Secretary

**DEL NORTE COUNTY, Calif. Agricultural**  
**CROP REPORT - 2009**  
*Commission Report*



BERA  
AUGUST 31 2011  
UNIVERSITY OF CALIFORNIA  
COUNTY OF DEL NORTE



**COUNTY OF DEL NORTE**  
**DEPARTMENT OF AGRICULTURE**

2650 Washington Boulevard  
Crescent City, California 95531  
Phone (707) 464-7235 FAX (707) 465-6044  
e-mail: dnag@co.del-norte.ca.us

Kenneth R. Smith  
Agricultural Commissioner  
Sealer of Weights and Measures  
California Plant Quarantine Officer  
Director of Animal Control

August 2, 2010

Mr. A. G. Kawamura, Secretary  
California Department of Food and Agriculture

Honorable Members of the Board of Supervisors of Del Norte County

Gerry Hemmingsen, Chairman  
Leslie McNamer, District I  
Martha McClure, District II  
Michael Sullivan, District III  
David Finigan, District V

Dear Secretary and Board Members:

In accordance with Sections 2272 and 2279 of the California Food and Agriculture Code, I am pleased to present the 2009 Del Norte County Crop Report.

The values shown in this report represent the gross value of crops and commodities, whether marketed or not, and do not reflect costs related to production, harvesting, marketing or transportation.

The overall production value for 2009 was \$ 40,149,977.; adding a 3X multiplying factor of dollars, the overall impact of agriculture on the local economy of Del Norte County was \$120,449,931. in 2009.

The overall production value for 2009 was down about 27% from 2008. Most of this decrease was the result of decreases of production acres, including timber.

I would like to express my appreciation to the farmers and producers of Del Norte County who supplied data for this report and to Jim Buckles, Deputy Agricultural Commissioner who helped compile and tabulate the data and statistics presented in this years report.

Respectfully Submitted,

Kenneth R. Smith  
Agricultural Commissioner





## 2009 CROP REPORT SUMMARY

	2009	2008
Field Crops	\$1,871,500	\$1,956,215
Vegetables & Fruits*	\$1,724,800	\$1,423,600
Nursery Crops	\$11,734,500	\$14,479,926
Livestock	\$11,751,608	\$15,619,276
Livestock Products	\$10,099,138	\$12,817,971
Misc <sup>MP</sup> Products Subtotal	\$37,181,546	\$46,296,988
Timber Products	\$2,966,431	\$8,528,525
<b>Total</b>	<b>\$40,147,977</b>	<b>\$54,825,513</b>

- OK  
 \* Adj  
 - OK  
 - OK  
 - OK \$1.66M gross

\*Includes Miscellaneous

### FIELD CROPS

Item	Year	Harvested Acreage	Per Acre	Total	Unit	Per Unit	Total Value
Hay (Grain)	2009	0		0	Ton	0	0
	2008	600	2.8	1,680	Ton	\$160	\$268,800
Hay (Other)	2009	2,530	2	5060	Ton	\$160	\$809,600
	2008	1,830	2.3	4,209	Ton	\$135	\$568,215
Pasture (Irrig)	2009	4,500		4500	Acre	\$150	\$675,000
	2008	5,500		5,500	Acre	\$140	\$770,000
Pasture (Other)	2009	17,500		17,500	Acre	\$25	\$437,500
	2008	19,400		19,400	Acre	\$18	\$349,200
<b>Total</b>	<b>2009</b>	<b>24,530</b>					<b>\$1,922,100</b>
	<b>2008</b>	<b>27,330</b>					<b>\$1,956,215</b>

### VEGETABLE AND FRUIT CROPS

Item	Year	Total
<b>Total Fruits &amp; Vegetables</b>	<b>2009</b>	<b>\$109,000</b>
	<b>2008</b>	<b>\$83,600</b>

### NURSERY PRODUCTS

Item	Year	Acres	Quantity	Unit	Per Unit	Total
Easter Lily Bulbs	2009	318	70,112	Case	\$86.54	\$6,067,500
	2008	392	75,959	Case	\$105.19	\$7,990,127
Cut Fern, Decoratives, Flowers, Seedling & Christmas Trees	2009					\$1,809,000
	2008					\$2,189,799
Ornamentals & Bedding Plants	2009					\$3,858,000
	2008					\$4,300,000
<b>Total</b>	<b>2009</b>					<b>\$11,734,500</b>
	<b>2008</b>					<b>\$14,479,926</b>

### LIVESTOCK

Item	Year	No. Head	Liveweight	Unit	Per Unit	Total
Cattle	2009	8,750	107,264	cwt	\$82.00	\$8,795,648
	2008	11,450	137,518	cwt	\$87.00	\$11,964,066
Calves	2009	2,720	24,640	cwt	\$119.00	\$2,932,160
	2008	3,510	31,590	cwt	\$115.00	\$3,632,850
Sheep, Lambs	2009	310	280	cwt	\$85.00	\$23,800
	2008	290	260	cwt	\$86.00	\$22,360
<b>Total</b>	<b>2009</b>					<b>\$11,751,608</b>
	<b>2008</b>					<b>\$15,619,276</b>

### LIVESTOCK PRODUCTS

Item	Year	Production	Unit	Per Unit	Total
*Market Milk	2009	524,645	cwt	\$16.88	\$8,856,008
	2008	398,251	cwt	\$26.59	\$10,589,494
Manufacturing Milk	2009	99,530	cwt	\$12.49	\$1,243,130
	2008	105,615	cwt	\$21.10	\$2,228,477
<b>Total</b>	<b>2009</b>				<b>\$10,099,138</b>
	<b>2008</b>				<b>\$12,817,971</b>

\* Includes Organic Production

agricultural

**MISCELLANEOUS: LIVESTOCK PRODUCTION**

Item	Year	Total
	2009	\$1,664,800
Miscellaneous*	2008	\$1,340,000

\*includes honey, silage, hogs, goats, eggs and other products

**TIMBER AND FOREST PRODUCTS**

Item	Year	Production	Unit	Per Unit	Total
Timber	2009	5,567,821	Board feet	0.3794	\$2,112,431
	2008	14,460,650	Board feet	0.5089	\$7,359,025
Firewood	2009	2,400	Cord	210	\$504,000
	2008	2,900	Cord	195	\$565,500
Misc Forest ++	2009				\$350,000
	2008				\$604,000
Total	2009				\$2,966,431
	2008				\$8,528,525

++ Includes chips, bark, mushrooms, bear grass, native transplants, burls, redwood slabs, shakes

## ANNUAL SUSTAINABLE AGRICULTURE REPORTING

<u>PEST</u>	<u>AGENT / MECHANISM</u>	<u>SCOPE OF PROGRAM</u>
<b>Biological Control</b>		
Tansy Ragwort, <i>Senecio jacobaea</i>	Tansy Flea Beetle, <i>Longitarsus jacobaeae</i> Cinnabar Moth, <i>Tyria jacobaeae</i>	Ongoing collection & redistribution
Yellow Starthistle, <i>Centaurea solstitialis</i>	Seed Head Weevil, <i>Bangasternus orientalis</i> YST Hairy Weevil, <i>Eustenopus villosus</i>	3 colonies monitored 1 colony monitored
Klamath Weed, <i>Hypericum perforatum</i>	Klamath Weed Beetle, <i>Chrysolina quadrigemina</i>	Established county-wide
Canada Thistle, <i>Cirsium arvense</i>	Seed Head Weevil, <i>Larinus planus</i>	2 colonies established
<b>Pest Eradication:</b>		
Diffuse Knapweed	Mechanical & Chemical	2 sites
Spotted Knapweed	Mechanical & Chemical	7 sites
Meadow Knapweed	Chemical	50 sites
Gorse	Mechanical & Chemical	4 sites
Giant Knotweed	Chemical	12 sites
<b>Pest Exclusion:</b>		
Exotic Pests Target Pests	Incoming plant material via UPS, Federal Express, truck, mail, air, nursery shipments	162 shipments of plant material inspected
<b>Pest Detection:</b>		
Gypsy Moth	120 monitoring traps placed - None Detected	
Japanese Beetle	8 monitoring traps placed - None Detected	
Light Brown Apple Moth	107 monitoring traps placed - None Detected	
Wood Beetle	4 monitoring traps placed - None Detected	
<b>Organic Farming Statistics:</b>	Four organic growers registered in Del Norte County	

**DEL NORTE COUNTY'S  
AGRICULTURAL EXPORT  
TRADING PARTNERS**

**NORTH AMERICA:**

Canada  
Mexico

**CENTRAL / SOUTH AMERICA:**

Costa Rica  
Colombia  
El Salvador  
Ecuador

**PACIFIC ISLAND NATIONS:**

Tahiti

**CARRIBEAN NATIONS:**

Aruba  
Bahamas  
Bermuda  
Dominican Republic  
Jamaica

**EUROPEAN UNION:**

Netherlands

## **Del Norte County Department of Agriculture**

### **Staffing List**

Ken Smith, Agricultural Commissioner

Jim Buckles, Deputy Agricultural Commissioner

David Cavyell, Agricultural Aide

Brent Preston, Seasonal Aide

Lynn Marshall, Administrative Secretary