



**AgEcon** SEARCH  
RESEARCH IN AGRICULTURAL & APPLIED ECONOMICS

*The World's Largest Open Access Agricultural & Applied Economics Digital Library*

**This document is discoverable and free to researchers across the globe due to the work of AgEcon Search.**

**Help ensure our sustainability.**

Give to AgEcon Search

AgEcon Search  
<http://ageconsearch.umn.edu>  
[aesearch@umn.edu](mailto:aesearch@umn.edu)

*Papers downloaded from **AgEcon Search** may be used for non-commercial purposes and personal study only. No other use, including posting to another Internet site, is permitted without permission from the copyright owner (not AgEcon Search), or as allowed under the provisions of Fair Use, U.S. Copyright Act, Title 17 U.S.C.*

California Department of Food and Agriculture

Agricultural Commissioners' Crop Reports

# Del Norte County

1982-1989

California County Agricultural Commissioners' Reports from the California Department of Food and Agriculture. This collection consists of annual crop and livestock data from each of the 58 California Counties. The collection covers 1915-1981; digitization of the rest of the collection is forthcoming.

This digitization project was funded by the Giannini Foundation of Agricultural Economics,  
<http://giannini.ucop.edu/>.

The work was completed by the staff of the Giannini Foundation Library, University of California, Berkeley, <http://are.berkeley.edu/library/>. **Please contact the Library to consult the originals.**

1982

ANNUAL CROP AND LIVESTOCK REPORT

DEL NORTE COUNTY  
DEPARTMENT OF AGRICULTURE

OFFICES OF  
AGRICULTURAL COMMISSIONER  
SEALER OF WEIGHTS & MEASURES  
ANIMAL CONTROL

Del Norte County  
Department of Agriculture  
2650 Washington Blvd.  
Crescent City, CA 95531



LIBRARY  
Giannini Foundation of Agricultural Economics  
University of California  
Berkeley, CA 94720

GIANNINI FOUNDATION OF  
AGRICULTURAL ECONOMICS  
LIBRARY

APR 7 1983

To: Clare Berryhill, Director  
California Department of Food & Agriculture

and

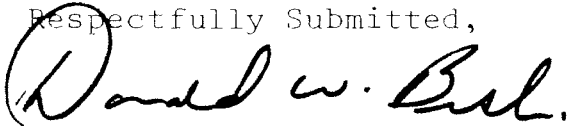
Del Norte County Board of Supervisors  
Richard Brown, Chairman  
John Dee  
Helga Burns  
Joyce Crockett  
Glenn Smedley

In accordance with the provisions of Section 2279 of the California Food and Agriculture Code, I hereby submit the Annual Crop Report of Del Norte County for the 1982 Calendar Year.

The values shown in this report represent gross production and value, whether marketed or not and do not take into consideration the cost of production and harvesting. Timber and forest production have been added this year.

This Crop Report was compiled by Glenn E. Anderson, Agricultural Inspector III. We wish to take this opportunity of thanking the many persons who furnished information and to them we express our sincere appreciation. We also wish to give special thanks to those who took the time and effort to complete the Crop Report Questionnaire. This saved considerable time and expense for the Department of Agriculture and Del Norte County.

Respectfully Submitted,

A handwritten signature in black ink, reading "Donald W. Bush". The signature is written in a cursive style with a large, looped initial "D".

Donald Bush  
Agricultural Commissioner

## DONALD BUSH

AGRICULTURAL  
COMMISSIONER

DEL NORTE COUNTY

1982 CROP REPORT SUMMARY

	<u>1982</u>	<u>1981</u>
Field Crops	\$ 1,056,070	965,120
Vegetables & Fruits	315,540*	207,510*
Nursery Crops	7,194,800	7,167,810
Livestock	1,993,880	1,976,830
Livestock Products	<u>2,781,240</u>	<u>2,693,460</u>
Subtotal	13,352,850	13,010,730
Timber Production	<u>24,615,100</u>	<u>N/A</u>
Total	37,967,950	N/A

\*Includes Miscellaneous

## JANUARY 1, 1983 LIVESTOCK INVENTORIES

<i>Item</i>	January 1, 1983	January ,1 1982
Cattle & Calves	7,000	7,000
Beef Cows	2,000	2,000
Milk Cows	2,000	2,200
Sheep & Lambs	500	700
Hogs	500	500

FIELD CROPS

Item	Year	Harvested Acreage	Per Acre	Total	Unit	Per Unit	Total Value
Hay (Grain)	1982	100	1.8	180	ton	89.50	\$16,110
	1981	47	1.8	85	ton	80.00	6,800
<i>Hay</i> (Other)	1982	2,330	2.2	5,130	ton	87.00	445,960
	1981	2,385	2.5	5,962	ton	60.00	357,720
Pasture (Irrigated)	1982	5,100	XXX	XXX	acre	60.00	306,000
	1981	5,258	XXX	XXX	acre	60.00	315,480
Pasture (Other)	1982	24,000	XXX	XXX	acre	12.00	288,000
	1981	23,760	XXX	XXX	acre	12.00	<u>285,120</u>
Total	1982						\$1,056,070
	1981						965,120

VEGETABLE & FRUIT CROPS: PRODUCTION & VALUE

Item	Year	Total
Vegetable & Fruits	1982	\$ 11,320
	1981	10,975

NURSERY PRODUCTS & PRODUCTION

Item	Year	Acres	Quantity	Unit	Per Unit	Total
Easter Lily Bulbs	1982	281	40,925	case	95.62	\$ 3,422,740
	1981	282	39,419	case	96.61	3,808,270
Fern Decoratives						
Seedling Trees &						
Christmas Trees	1982	XXX	XXX	XX	XXX	354,480
	1981	XXX	XXX	XX	XXX	284,540
Ornamentals						
Bedding Plants	1982	XXX	XXX	XX	XXX	3,417,580
	1981	XXX	XXX	XX	XXX	3,075,000
Total	1982					7,194,800
	1981					7,167,810

LIVESTOCK: PRODUCTION & VALUE

Item	Year	No Head	Liveweight	Unit	Per Unit	Total
Cattle	1982	2,800	25,200	cwt	61.30	1,544,760
	1981	3,009	27,036	cwt	52.10	1,408,580
Calves	1982	1,800	7,200	cwt	56.10	403,920
	1981	2,177	8,708	cwt	59.90	521,610
Sheep & Lambs	1982	900	810	cwt	55.80	45,198
	1981	978	880	cwt	53.00	46,640
Total	1982					1,993,880
	1981					1,976,830

LIVESTOCK PRODUCTS: PRODUCTION & VALUE

Item	Year	Production	Unit	Per Unit	Total
Market Milk	1982	111,000	cwt	13.60	\$ 1,510,000
	1981	98,000	cwt	14.11	1,382,780
Mfg. Milk	1982	102,000	cwt	12.42	1,267,000
	1981	104,000	cwt	12.55	1,305,200
Wool	1982	5,850	cwt	.725	4,240
	1981	6,090	cwt	.90	5,480
Total	1982				2,781,240
	1981				2,693,460

MISCELLANEOUS: PRODUCTION & VALUE

Item	Year	Total
Miscellaneous*	1982	304,220
	1981	196,540

\*Includes honey, silage, rabbit meat, hogs, fish farming

FOREST PRODUCTS: PRODUCTION & VALUE

Item	Year	Production	Unit	Per Unit	Total
Timber	1982	92,287,280	board feet	.259	23,926,100
Firewood	1982	10,600	cords	\$65.00	689,000
Total	1982				\$ 24,615,100

1983

ANNUAL CROP AND LIVESTOCK REPORT

DEL NORTE COUNTY, Calif.  
DEPARTMENT OF AGRICULTURE

OFFICES OF

AGRICULTURAL COMMISSIONER  
SEALER OF WEIGHTS & MEASURES  
ANIMAL CONTROL


Crop report

BB

GIANNINI FOUNDATION OF  
AGRICULTURAL ECONOMICS  
LIBRARY

APR 27 1984

Del Norte County  
Department of Agriculture  
2650 Washington Blvd  
Crescent City, CA 95531



Library  
Ginannini Foundation of Agricultural Econ.  
University of California  
248 Giannini Hall  
Berkeley, CA 94720

To: Clare Berryhill, Director  
California Department of Food & Agriculture

and

Del Norte County Board of Supervisors

Helga Burns, Chairman

John Dee

Richard Brown

Joyce Crockett


Glenn Smedley

In accordance with the provisions of Section 2279 of the California Food and Agriculture Code, I hereby submit the Annual Crop Report of Del Norte County for the 1983 Calendar Year.

The values shown in this report represent gross production and value, whether marketed or not and do not take into consideration the cost of production and harvesting. Because of an increase in timber production in 1983, our overall crop report total increased by about \$10 million.

This Crop Report was compiled by Glenn E. Anderson, Agricultural Inspector III. We wish to take this opportunity of thanking the many persons who furnished information and to them we express our sincere appreciation. We also wish to give special thanks to those who took the time and effort to complete the Crop Report Questionnaire. This saved considerable time and expense for the Department of Agriculture and Del Norte County.

Respectfully Submitted,



Donald Bush  
Agricultural Commissioner



## DONALD BUSH

DEL NORTE COUNTY 1983 CROP REPORT SUMMARY

AGRICULTURAL  
COMMISSIONER

	<u>1983</u>	<u>1982</u>
Field Crops	\$ 979,500	1,056,070
Vegetables & Fruits	340,000*	315,540*
Nursery Crops	6,648.560	7,194,800
Livestock	2,520,840	1,993,880
Livestock Products	<u>2,678,770</u>	<u>2,781,240</u>
Subtotal	13,167,670	13,341,530
Timber Production	<u>34,923,400</u>	<u>24,615,100</u>
Total	48,091,070	37,956,630

\*Includes Miscellaneous

JANUARY 1, 1984 LIVESTOCK INVENTORIES

Item	January 1, 1984	January 1, 1983
Cattle & Calves	9,000	7,000
Beef Cows	1,000	2,000
Milk Cows	2,900	2,000
Sheep & Lambs	600	500
Hogs	400	500

FIELD CROPS

Item	Year	Harvested Acreage	Per Acre	Total	Unit	Per Unit	Total Value
Hay (Grain)	1983	103	3.7	381	ton	96.00	\$ 36,580
	1982	100	1.8	180	ton	89.50	16,110
Hay (Other)	1983	2,100	2.2	4,620	ton	75.00	346,500
	1982	2,330	2.2	5,130	ton	87.00	445,960
Pasture(Irrigated)	1983	5,200	XXX	XXX	acre	60.00	312,000
	1982	5,100	XXX	XXX	acre	60.00	306,000
Pasture (Other)	1983	23,700	XXX	XXX	acre	12.00	284,400
	1982	24,000	XXX	XXX	acre	12.00	288,000
Total	1983						\$ 979,480
	1982						\$ 1,056,070

VEGETABLE & FRUIT CROPS: PRODUCTION & VALUE

Item	Year	Total
Vegetable & Fruits	1983	11,500
	1982	\$ 11,320

# NURSERY PRODUCTS & PRODUCTION

Item	Year	Acres	Quantity	Unit	Per Unit	Total
Easter Lily Bulbs	1983	325	32,620	case	103.0	\$ 3,359,860
	1982	281	40,925	case	95.62	3,422,740
Fern Decoratives Seedling Tree & Christmas Trees	1983	XXX	XXX	XXX	XXX	364,500
	1982	XXX	XXX	XXX	XXX	354,480
Ornamentals Bedding Plants	1983	XXX	XXX	XXX	XXX	2,924,200
	1982	XXX	XXX	XXX	XXX	3,417,580
Total	1983					6,648,560
	1982					7,194,800

## LIVESTOCK: PRODUCTION & VALUE

Item	Year	No Head	Liveweight	Unit	Per Unit	Total
Cattle	1983	3,600	32,400	cwt	59.80	1,937,520
	1982	2,800	25,200	cwt	61.30	1,544,760
Calves	1983	2,314	9,256	cwt	57.10	528,520
	1982	1,800	7,200	cwt	56.10	403,920
Sheep & Lambs	1983	1,080	972	cwt	56.40	54,800
	1982	900	810	cwt	55.80	45,198
Total	1983					2,520,840
	1982					1,993,880

## LIVESTOCK PRODUCTS: PRODUCTION & VALUE

Item	Year	Production	Unit	Per Unit	Total
Market Milk	1983	121,000	cwt	13.28	\$ 1,607,000
	1982	111,000	cwt	13.60	1,510,000
Mfg. Milk	1983	88,000	cwt	12.13	1,067,000
	1982	102,000	cwt	12.42	1,267,000
Wool	1983	7,020	cwt	.680	4,770
	1982	5,850	cwt	.725	4,240
Total	1983				2,678,770
	1982				2,781,240

## MISCELLANEOUS: PRODUCTION & VALUE

Item	Year	Total
Miscellaneous*	1983	328,500
	1982	304,220

\*Includes honey, silage, rabbit meat, hogs, fish farming

## FOREST PRODUCTS: PRODUCTION & VALUE

Item	Year	Production	Unit	Per Unit	Total
Timber	1983	173,108,000	board feet	.198	34,357,000
	1982	92,287,280	board feet	.259	23,926,100
Firewood	1983	8,092	cords	70.00	566,400
	1982	10,600	cords	65.00	689,000
Total	1983				34,923,400
	1982				24,615,100

CALIF. - AGRIC. - STATS. (PD)

GIANNINI FOUNDATION OF  
AGRICULTURAL ECONOMICS  
LIBRARY

APR 16 1985

1984

ANNUAL CROP AND LIVESTOCK REPORT

DEL NORTE COUNTY, Calif.  
DEPARTMENT OF AGRICULTURE

OFFICES OF

AGRICULTURAL COMMISSIONER  
SEALER OF WEIGHTS & MEASURES  
ANIMAL CONTROL

Del Norte County  
Department of Agriculture  
2650 Washington Blvd.  
Crescent City, CA 95531



LIBRARY  
Giannini Foundation of Agricultural Economi  
University of California  
Berkeley, CA 94720

To: Clare Berryhill, Director  
California Department of Food & Agriculture

and

Del Norte County Board of Supervisors


Glenn Smedley, Chairman  
Helga Burns  
Joyce Crockett  
Mark Mellett  
Richard Bennett

In accordance with the provisions of Section 2279 of the California Food and Agriculture Code, I hereby submit the Annual Crop Report of Del Norte County for the 1984 Calendar Year.

The values shown in this report represent gross production and value, whether marketed or not and do not take into consideration the cost of production and harvesting.

This Crop Report was compiled by Glenn E. Anderson, Agricultural Inspector III. We wish to take this opportunity to thank the many persons who furnished information and to them we express our sincere appreciation. We also wish to give special thanks to those who took the time and effort to complete the Crop Report Questionnaire. This saved considerable time and expense for the Department of Agriculture and Del Norte County.

Respectfully Submitted,



Donald Bush  
Agricultural Commissioner

## DONALD BUSH

AGRICULTURAL  
COMMISSIONER

DEL NORTE COUNTY 1984 CROP REPORT SUMMARY

	<u>1984</u>	<u>1983</u>
Field Crops	\$1,009,700	979,500
*Vegetables & Fruits	263,100	340,000
Nursery Crops	7,362,900	6,648,560
Livestock	2,817,400	2,520,840
Livestock Products	<u>2,669,800</u>	<u>2,678,770</u>
Subtotal	14,122,900	13,167,670
Timber Production	<u>30,850,500</u>	<u>34,923,400</u>
Total	44,973,400	48,091,070
*Includes Miscellaneous		

JANUARY 1, 1985 LIVESTOCK INVENTORIES

Item	January 1, 1985	January 1, 1984
Cattle & Calves	10,000	9,000
Beef Cows	1,100	1,000
Milk Cows	1,900	1,900
Sheep & Lambs	500	600
Hogs	300	400

FIELD CROPS

Item	Year	Harvested Acreage	Per Acre	Total	Unit	Per Unit	Total Value
Hay (Grain)	1984	115	3.0	345	ton	92.00	31,740
	1983	103	3.7	381	ton	96.00	36,580
Hat (Other)	1984	2,300	2.5	5,750	ton	72.00	414,000
	1983	2,100	2.2	4,620	ton	75.00	346,500
Pasture(Irrigated)	1984	5,000	XXX	XXX	acre	60.00	300,000
	1983	5,200	XXX	XXX	acre	60.00	312,000
Paster (Other)	1984	22,000	XXX	XXX	acre	12.00	264,000
	1983	23,700	XXX	XXX	acre	12.00	<u>284,400</u>
Total	1984						1,009,700
	1983						979,500

VEGETABLE & FRUIT CROPS: PRODUCTION & VALUE

Item	Year	Total
Vegetable & Fruits	1984	13,100
	1983	11,500

NURSERY PRODUCTS & PRODUCTION

Item	Year	Acres	Quantity	Unit	Per Unit	Total
Easter Lily Bulbs	1984	377	39,234	case	99.85	\$ 3,917,500
	1983	325	32,620	case	103.0	3,359,860
Fern Decoratives						
Seedling Tree & Christmas Trees	1984	XXX	XXX	XXX	XXX	374,800
	1983	XXX	XXX	XXX	XXX	364,500
Ornamentals						
Bedding Plants	1984	XXX	XXX	XXX	XXX	3,070,600
	1983	XXX	XXX	XXX	XXX	2,924,200
Total	1984					7,362,900
	1983					6,648,560

LIVESTOCK:

PRODUCTION & VALUE

Item	Year	No Head	Liveweight	Unit	Per Unit	Total
Cattle	1984	4,000	36,000	cwt	61.00	2,196,000
	1983	3,600	32,400	cwt	59.80	1,937,520
Calves	1984	2,545	10,180	cwt	56.30	573,000
	1983	2,314	9,256	cwt	57.10	528,520
Sheep & Lambs	1984	900	810	cwt	59.70	48,400
	1983	1,080	972	cwt	56.40	54,800
Total	1984					2,817,400
	1983					2,520,840

LIVESTOCK PRODUCTS:

PRODUCTION & VALUE

Item	Year	Production	Unit	Per Unit	Total
Market Milk	1984	119,000	cwt	13.29	1,582,000
	1983	121,000	cwt	13.28	1,607,000
Mfg. Milk	1984	90,000	cwt	12.04	1,084,000
	1983	88,000	cwt	12.13	1,067,000
Wool	1984	5,850	cwt	.650	3,800
	1983	7,020	cwt	.680	4,770
Total	1984				2,669,800
	1983				2,678,770

MISCELLANEOUS:

PRODUCTION & VALUE

Item	Year	Total
Miscellaneous*	1984	250,000
	1983	328,500

\*Includes honey, silage, rabbit meat, hogs, fish farming

FOREST PRODUCTS: PRODUCTION & VALUE

Item	Year	Production	Unit	Per Unit	Total
Timber	1984	133,450,000	board feet	.230	30,645,000
	1983	173,108,000	board feet	.198	34,357,000
Firewood	1984	2,418	cords	85.00	205,500
	1983	8,092	cords	70.00	566,400
Total	1984				30,850,500
	1983				34,923,400

1985

ANNUAL CROP AND LIVESTOCK REPORT


DEL NORTE COUNTY, CA.  
DEPARTMENT OF AGRICULTURE

OFFICES OF

AGRICULTURAL COMMISSIONER  
SEALER OF WEIGHTS & MEASURES  
ANIMAL CONTROL

H1

Del Norte County  
Department of Agriculture  
2650 Washington Blvd  
Crescent City, CA 95531



LIBRARY  
Giannini Foundation of  
Agricultural Economics  
University of California  
Berkeley, CA 94720

GIANNINI FOUNDATION OF  
AGRICULTURAL ECONOMICS  
LIBRARY

APR 4 1986

To: Clare Berryhill, Director  
California Department of Food & Agriculture

and

Del Norte County Board of Supervisors

Glenn Smedley, Chairman

Helga Burns

Joyce Crockett

Mark Mellett

Richard Bennett

In accordance with the provisions of Section 2279 of the California Food and Agriculture Code, I hereby submit the Annual Crop Report of Del Norte County for the 1985 Calendar Year.

The values shown in this report represent gross production and value, whether marketed or not and do not take into consideration the cost of production and harvesting. Overall increases this year can be attributed to significant lily bulb, livestock and timber production gains.

This Crop Report was compiled by Glenn E. Anderson, Agricultural Inspector III. We wish to take this opportunity to thank the many persons who furnished information and to them we express our sincere appreciation. We also wish to give special thanks to those who took the time and effort to complete the Crop Report Questionnaire. This saved considerable time and expense for the Department of Agriculture and Del Norte County.

Respectfully Submitted,

Donald Bush  
Agricultural Commissioner



# NURSERY PRODUCTS & PRODUCTION

Item	Year	Acres	Quantity	Unit	Per Unit	Total
Easter Lily Bulbs	1985	363	40,722	case	102.40	4,169,400
	1984	377	39,234	case	99.85	3,917,500
Fern, Decoratives Seedling Tree & Christmas Trees	1985	XXX	XXX	XXX	XXX	1,523,800
	1984	XXX	XXX	XXX	XXX	374,800
Ornamentals Bedding Plants	1985	XXX	XXX	XXX	XXX	3,092,000
	1984	XXX	XXX	XXX	XXX	3,070,600
Total	1985					8,785,200
	1984					7,362,900

## LIVESTOCK:

## PRODUCTION & VALUE

Item	Year	No. Head	Liveweight	Unit	Per Unit	Total
Cattle	1985	4,800	43,200	cwt	56.00	2,419,200
	1984	4,000	36,000	cwt	61.00	2,196,000
Calves	1985	3,050	12,216	cwt	55.80	681,700
	1984	2,545	10,180	cwt	56.30	573,000
Sheep & Lambs	1985	900	810	cwt	68.30	55,300
	1984	900	810	cwt	59.70	48,400
Total	1985					3,156,200
	1984					2,817,400

## LIVESTOCK PRODUCTS:

## PRODUCTION & VALUE

Item	Year	Production	Unit	Per Unit	Total
Market Milk	1985	230,000	cwt	12.66	2,912,000
	1984	119,000	cwt	13.29	1,582,000
Mfg. Milk	1985	108,000	cwt	11.06	1,194,000
	1984	90,000	cwt	12.04	1,084,000
Wool	1985	5,850	cwt	.650	3,800
	1984	5,850	cwt	.650	3,800
Total	1985				4,109,800
	1984				2,669,800

## MISCELLANEOUS: PRODUCTION & VALUE

Item	Year	Total
Miscellaneous*	1985	280,500
	1984	250,000

\*Includes honey, silage, rabbit meat, hogs, fish farming

## FOREST PRODUCTS: PRODUCTION & VALUE

Item	Year	Production	Unit	Per Unit	Total
Timber	1985	153,064,000	board feet	.209	31,952,000
	1984	133,450,000	board feet	.230	30,645,000
Firewood	1985	4,239	cords	85.00	360,300
	1984	2,418	cords	85.00	205,500
Total	1985				32,312,300
	1984				30,850,500

## DONALD BUSH

DEL NORTE COUNTY

## 1985 CROP REPORT SUMMARY

AGRICULTURAL  
COMMISSIONER

	<u>1985</u>	<u>1984</u>
Field Crops	\$1,008,000	1,009,700
*Vegetables & Fruits	304,500	263,100
Nursery Crops	8,785,200	7,362,900
Livestock	3,156,200	2,817,400
Livestock Products	<u>4,109,800</u>	<u>2,669,800</u>
Subtotal	17,363,700	14,122,900
Timber Production	<u>32,312,300</u>	<u>30,850,500</u>
Total	49,676,000	44,973,400

\*Includes Miscellaneous

## JANUARY 1, 1986 LIVESTOCK INVENTORIES

Item	January 1, 1986	January 1, 1985
Cattle & Calves	12,000	10,000
Beef Cows	1,200	1,100
Milk Cows	1,800	1,900
Sheep & Lambs	500	500
Hogs	300	300

## FIELD CROPS

Item	Year	Harvested Acreage	Per Acre	Total	Unit	Per Unit	Total Value
Hay (Grain)	1985	125	2.4	300	ton	92.00	27,600
	1984	115	3.0	345	ton	92.00	31,700
Hay (Other)	1985	2,250	2.8	6,300	ton	68.00	428,400
	1984	2,300	2.5	5,750	ton	72.00	414,000
Pasture(Irrigated)	1985	4,600	XXX	XXX	acre	60.00	276,000
	1984	5,000	XXX	XXX	acre	60.00	300,000
Pasture(Other)	1985	23,000	XXX	XXX	acre	12.00	276,000
	1984	22,000	XXX	XXX	acre	12.00	264,000
Total	1985						1,008,000
	1984						1,009,700

## VEGETABLE &amp; FRUIT CROPS: PRODUCTION &amp; VALUE

Item	Year	Total
Vegetable & Fruits	1985	15,000
	1984	13,100

california - agric. - stat. (pd)

1986

ANNUAL CROP AND LIVESTOCK REPORT

DEL NORTE COUNTY, *calif.*  
DEPARTMENT OF AGRICULTURE

OFFICES OF


AGRICULTURAL COMMISSIONER  
SEALER OF WEIGHTS & MEASURES  
ANIMAL CONTROL

GIANNINI FOUNDATION OF  
AGRICULTURAL ECONOMICS  
LIBRARY

APR 2 1987

42

Del Norte County  
Department of Agriculture  
2650 Washington Blvd  
Crescent City, CA 95531



University of Cal Berkeley  
Asst Professor of Agricul  
207 Giannini Hall  
Berkeley, CA 94720

To: Clare Berryhill, Director  
California Department of Food & Agriculture

and

Del Norte County Board of Supervisors

Joyce Crockett, Chairman

Helga Burns

Glenn Smedley

Mark Mellett

Richard Bennett

In accordance with the provisions of Section 2279 of the California Food and Agriculture Code, I hereby submit the Annual Crop Report of Del Norte County for the 1986 Calendar Year.

The values shown in this report represent gross production and value, whether marketed or not and do not take into consideration the cost of production and harvesting.

This Crop Report was compiled by Glenn E. Anderson, Agricultural Inspector III. We wish to take this opportunity to thank the many persons who furnished information and to them we express our sincere appreciation. We also wish to give special thanks to those who took the time and effort to complete the Crop Report Questionnaire. This saved considerable time and expense for the Department of Agriculture and Del Norte County.

Respectfully Submitted,



Donald Bush  
Agricultural Commissioner

## DONALD BUSH

DEL NORTE COUNTY

## 1986 CROP REPORT SUMMARY

AGRICULTURAL  
COMMISSIONER

	<u>1986</u>	<u>1985</u>
Field Crops	\$ 1,086,600	\$ 1,008,000
*Vegetables & Fruits	320,200	304,500
Nursery Crops	7,889,900	8,785,200
Livestock	2,806,500	3,156,200
Livestock Products	<u>4,828,300</u>	<u>4,109,800</u>
Subtotal	16,931,500	17,363,700
Timber Production	<u>31,614,900</u>	<u>32,312,300</u>
Total	48,546,400	49,676,000

\*Includes Miscellaneous

## JANUARY 1, 1987 LIVESTOCK INVENTORIES

Item	January 1, 1987	January 1, 1986
Cattle & Calves	11,000	12,000
Beef Cows	1,200	1,200
Milk Cows	1,900	1,800
Sheep & Lambs	500	500
Hogs	300	300

## FIELD CROPS

Item	Year	Harvested Acreage	Per Acre	Total	Unit	Per Unit	Total Value
Hay (Grain)	1986	1,000	3.0	3,000	ton	92.00	276,000
	1985	125	2.4	300	ton	92.00	27,600
Hay (other)	1986	1,375	2.4	3,300	ton	66.00	217,800
	1985	2,250	2.8	6,300	ton	68.00	428,400
Pasture (Irrigated)	1986	5,450	xxx	xxx	acre	60.00	327,000
	1985	4,600	xxx	xxx	acre	60.00	276,000
Pasture (other)	1986	22,150	xxx	xxx	acre	12.00	265,800
	1985	23,000	xxx	xxx	acre	12.00	276,000
Total	1986						1,086,600
	1985						1,008,000

## VEGETABLE &amp; FRUIT CROPS: PRODUCTION &amp; VALUE

Item	Year	Total
Vegetable & Fruits	1986	20,000
	1985	15,000

# NURSERY PRODUCTS & PRODUCTION

Item	Year	Acres	Quantity	Unit	Per Unit	Total
Easter Lily Bulbs	1986	381	40,750	case	109.40	4,456,600
	1985	363	40,722	case	102.40	4,169,400
Fern, Decoratives, Seedling and Christmas Trees	1986	xxx	xxx	xxx	xxx	417,300
	1985	xxx	xxx	xxx	xxx	1,523,800
Ornamentals, Bedding Plants	1986	xxx	xxx	xxx	xxx	3,016,000
	1985	xxx	xxx	xxx	xxx	3,092,000
Total	1986	xxx	xxx	xxx	xxx	7,889,900
	1985	xxx	xxx	xxx	xxx	8,785,200

## LIVESTOCK: PRODUCTION & VALUE

Item	Year	No. Head	Liveweight	Unit	Per Unit	Total
Cattle	1986	4,400	39,600	cwt	54.30	2,150,300
	1985	4,800	43,200	cwt	56.00	2,419,200
Calves	1986	2,796	11,184	cwt	53.70	600,600
	1985	3,050	12,216	cwt	55.80	681,700
Sheep & Lambs	1986	900	810	cwt	68.60	55,600
	1985	900	810	cwt	68.30	55,300
Total	1986					2,806,500
	1985					3,156,200

## LIVESTOCK PRODUCTS: PRODUCTION & VALUE

Item	Year	Production	Unit	Per Unit	Total
Market Milk	1986	307,440	cwt	12.24	3,763,100
	1985	230,000	cwt	12.66	2,912,000
Mfg. Milk	1986	98,300	cwt	10.80	1,061,400
	1985	108,000	cwt	11.06	1,194,000
Wool	1986	5,850	cwt	.650	3,800
	1985	5,850	cwt	.650	3,800
Total	1986				4,828,300
	1985				4,109,800

## MISCELLANEOUS: PRODUCTION & VALUE

Item	Year	Total
*Miscellaneous	1986	300,200
	1985	289,500

\*Includes honey, silage, rabbit meat, hogs, fish farming

## FOREST PRODUCTS: PRODUCTION & VALUE

Item	Year	Production	Unit	Per Unit	Total
Timber	1986	152,551,400	board feet	.205	31,294,800
	1985	153,064,000	board feet	.209	31,952,000
Firewood	1986	3,766	cords	85.00	320,100
	1985	4,239	cords	85.00	360,300
Total	1986				31,614,900
	1985				32,312,300

CALIF. - AGRIC. - STATS. (FD)

1987

ANNUAL CROP AND LIVESTOCK REPORT

DEL NORTE COUNTY *CA 11 f*  
DEPARTMENT OF AGRICULTURE


OFFICES OF

AGRICULTURAL COMMISSIONER  
SEALER OF WEIGHTS & MEASURES  
ANIMAL CONTROL

GIANNINI FOUNDATION OF  
AGRICULTURAL ECONOMICS  
LIBRARY

APR 12 1988

Del Norte County  
Department of Agriculture  
2650 Washington Blvd.  
Crescent City, CA 95531



Library  
Ginannini Foundation of Agricultural Economics  
University of California  
248 Giannini Hall  
Berkeley, CA 94720

To: Jack C. Parnell, Director  
California Department of Food & Agriculture

and

Del Norte County Board of Supervisors

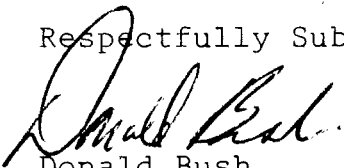
Richard Bennett, Chairman  
Joyce Crockett  
Helga Burns  
Glenn Smedley  
Mark Mellett

In accordance with the provisions of Section 2279 of the California Food and Agriculture Code, I hereby submit the Annual Crop Report of Del Norte County for the 1987 Calendar Year.

The values shown in this report represent gross production and value, whether marketed or not and do not take into consideration the cost of production and harvesting.

This Crop Report was compiled by Glenn E. Anderson, Agricultural Inspector III. We wish to take this opportunity to thank the many persons who furnished information and to them we express our sincere appreciation. We also wish to give special thanks to those who took the time and effort to complete the Crop Report Questionnaire. This saved considerable time and expense for the Department of Agriculture and Del Norte County.

Respectfully Submitted,



Donald Bush  
Agricultural Commissioner



## DONALD BUSH

DALLAS NORTE COUNTY

## 1987 CROP REPORT SUMMARY

AGRICULTURAL  
COMMISSIONER19871986

Field Crops	\$ 1,026,300	\$ 1,086,600
*Vegetables & Fruits	400,000	320,200
Nursery Crops	8,793,500	7,889,900
Livestock	2,793,600	2,806,500
Livestock Products	<u>3,640,600</u>	<u>4,828,300</u>
Subtotal	16,654,000	16,931,500
Timber Production	<u>33,778,800</u>	<u>31,614,900</u>
Total	50,432,800	48,546,400

\*Includes Miscellaneous

## JANUARY 1, 1988 LIVESTOCK INVENTORIES

Item	January 1, 1988	January 1, 1987
Cattle & Calves	9,000	11,000
Beef Cows	1,000	1,200
Milk Cows	2,400	1,900
Sheep & Lambs	400	500
Hogs	250	300

FIELD CROPS

Item	Year	Harvested Acreage	Per Acre	Total	Unit	Per Unit	Total Value
Wheat (Grain)	1987	600	2.9	1,740	ton	90.00	156,600
	1986	1,000	3.0	3,000	ton	92.00	276,000
Wheat (Other)	1987	1,775	2.4	4,260	ton	65.00	276,900
	1986	1,375	2.4	3,300	ton	66.00	217,800
Pasture (Irrigated)	1987	5,450	XXX	XXX	acre	60.00	327,000
	1986	5,450	XXX	XXX	acre	60.00	327,000
Pasture (Other)	1987	22,150	XXX	XXX	acre	12.00	265,800
	1986	22,150	XXX	XXX	acre	12.00	265,800
Total	1987						1,026,300
	1986						1,086,600

VEGETABLE & FRUIT CROPS: PRODUCTION & VALUE

Item	Year	Total
Vegetable & Fruits	1987	25,500
	1986	15,000

NURSERY PRODUCTS & PRODUCTIONS

Item	Year	Acres	Quantity	Unit	Per Unit	Total
Easter Lily Bulbs	1987	382	43,512	case	106.00	4,620,250
	1986	381	40,750	case	109.40	4,456,600
Cut Fern, Decoratives, Seedling and Christmas Trees	1987	XXX	XXX	XXX	XXX	412,350
	1986	XXX	XXX	XXX	XXX	417,300
Ornamentals Bedding Plants	1987	XXX	XXX	XXX	XXX	3,760,900
	1986	XXX	XXX	XXX	XXX	3,016,000
Total	1987	XXX	XXX	XXX	XXX	8,793,500
	1986	XXX	XXX	XXX	XXX	7,889,900

LIVESTOCK: PRODUCTION & VALUE

Item	Year	No. Head	Liveweight	Unit	Per Unit	Total
Cattle	1987	3,600	32,400	cwt	64.50	2,089,800
	1986	4,400	39,600	cwt	54.30	2,150,300
Calves	1987	2,288	9,152	cwt	71.60	655,300
	1986	2,796	11,184	cwt	53.70	600,000
Sheep & Lambs	1987	720	648	cwt	74.90	48,500
	1986	900	810	cwt	68.60	55,600
Total	1987					2,793,600
	1986					2,806,500

LIVESTOCK PRODUCTS: PRODUCTION & VALUE

Item	Year	Production	Unit	Per Unit	Total
Market Milk	1987	208,720	cwt	12.03	2,510,900
	1986	307,440	cwt	12.24	3,763,110
Mfg. Milk	1987	107,609	cwt	10.47	1,126,700
	1986	98,300	cwt	10.80	1,061,400
Wool	1987	4,680	cwt	.650	3,000
	1986	5,850	cwt	.650	3,800
Total	1987				3,640,600
	1986				4,828,300

MISCELLANEOUS: PRODUCTION & VALUE

Item	Year	Total
*Miscellaneous	1987	374,500
	1986	300,200

\*Includes honey, silage, rabbit meat, hogs, fish farming

FOREST PRODUCTS: PRODUCTION & VALUE

Item	Year	Production	Unit	Per Unit	Total
Timber	1987	149,415,000	board feet	.224	33,526,000
	1986	152,551,400	board feet	.205	31,294,800
Firewood	1987	2,974	cords	85.00	252,800
	1986	3,766	cords	85.00	320,100
Total	1987				33,778,800
	1986				31,614,900

GIANNINI FOUNDATION OF  
AGRICULTURAL ECONOMICS  
LIBRARY

MAY 10 1989

1988


ANNUAL CROP AND LIVESTOCK REPORT

DEL NORTE COUNTY, *Calif.*  
DEPARTMENT OF AGRICULTURE

OFFICES OF

AGRICULTURAL COMMISSIONER  
SEALER OF WEIGHTS. & MEASURES  
ANIMAL CONTROL

Del Norte County  
Department of Agriculture  
2650 Washington Blvd.  
Crescent City, CA 95531



LIBRARY  
Giannini Foundation of Agr. Econ.  
University of California  
Berkeley, CA 94720

To: Jack C. Parnell, Director  
California Department of Food & Agriculture

and

Del Norte County Board of Supervisors

Mark Mellett, Chairman  
Joyce Crockett  
Helga Burns  
Glenn Smedley  
Ray Thompson

In Accordance with the provisions of Section 2279 of the California Food and Agriculture Code, I hereby submit the Annual Crop Report of Del Norte County for the 1988 Calendar Year.

The values shown in this report represent gross production and value, whether marketed or not and do not take into consideration the cost of production and harvesting.

This Crop Report was compiled by Glenn E. Anderson, Agricultural Inspector III. We wish to take this opportunity to thank the many persons who furnished information and to them we express our sincere appreciation. We also wish to give special thanks to those who took the time and effort to complete the Crop Report Questionnaire. This saved considerable time and expense for the Department of Agriculture and Del Norte County.

Respectfully Submitted,



Donald Bush  
Agricultural Commissioner

## DONALD BUSH

DEL NORTE COUNTY

## 1988 CROP REPORT SUMMARY

AGRICULTURAL  
COMMISSIONER

	<u>1988</u>	<u>1987</u>
Field Crops	\$ 1,284,700	\$ 1,026,300
Vegetables & Fruits*	418,500	400,000
Nursery Crops	8,631,500	8,793,500
Livestock	3,746,900	2,793,600
Livestock Products	<u>3,267,000</u>	<u>3,640,600</u>
Subtotal	17,348,600	16,654,000
Timber Production	<u>33,552,500</u>	<u>33,778,800</u>
Total	50,901,100	50,432,800
Includes Miscellaneous*		

LIVESTOCK INVENTORIES

Item	January 1, 1989	January 1, 1988
All Cattle & Calves	11,000	9,000
Beef Cows	1,000	1,000
Milk Cows	2,300	2,400
Sheep & Lambs	300	400
Hogs	200	250

FIELD CROPS

Item	Year	Harvested Acreage	Per Acre	Total	Unit	Per Unit	Total Value
Hay (Grain)	1988	700	4.0	2,800	ton	106.00	296,800
	1987	600	2.9	1,740	ton	90.00	156,600
Hay (Other)	1988	1,675	3.4	5,695	ton	70.00	398,700
	1987	1,775	2.4	4,260	ton	65.00	276,900
Pasture (Irrigated)	1988	5,400	xxx	xxx	acre	60.00	324,000
	1987	5,450	xxx	xxx	acre	60.00	327,000
Pasture (Other)	1988	22,100	xxx	xxx	acre	12.00	265,200
	1987	22,150	xxx	xxx	acre	12.00	265,800
Total	1988						1,284,700
	1987						1,026,300

VEGETABLE & FRUIT CROPS: PRODUCTION & VALUE

Item	Year	Total
Vegetables & Fruits	1988	20,500
	1987	25,500

# NURSERY PRODUCTS & PRODUCTIONS

Item	Year	Acres	Quantity	Unit	Per Unit	Total
Easter Lily Bulbs	1988	399.5	42,460	case	102.38	4,347,000
	1987	382	43,512	case	106.00	4,620,250
Cut Fern, Decoratives						
Seedling and Christmas Trees	1988	XXX	XXX	XXX	XXX	794,000
Cut Flowers	1987	XXX	XXX	XXX	XXX	412,350
Ornamentals						
Bedding Plants	1988	XXX	XXX	XXX	XXX	3,490,500
	1987	XXX	XXX	XXX	XXX	3,760,900
Total	1988	XXX	XXX	XXX	XXX	8,631,500
	1987	XXX	XXX	XXX	XXX	8,793,500

## LIVESTOCK: PRODUCTION & VALUE

Item	Year	No. Head	Liveweight	Unit	Per Unit	Total
Cattle	1988	4,400	39,600	cwt	70.40	2,787,840
	1987	3,600	32,400	cwt	64.50	2,089,800
Calves	1988	2,796	11,184	cwt	82.70	924,900
	1987	2,288	9,152	cwt	71.60	655,300
Sheep & Lambs	1988	540	486	cwt	70.30	34,170
	1987	720	648	cwt	74.90	48,500
Total	1988					3,746,900
	1987					2,793,600

## LIVESTOCK PRODUCTS: PRODUCTION & VALUE

Item	Year	Production	Unit	Per Unit	Total
Market Milk	1988	184,873	cwt	11.44	2,115,000
	1987	208,720	cwt	12.03	2,510,900
Mfg. Milk	1988	116,368	cwt	9.89	1,151,000
	1987	107,609	cwt	10.47	1,126,700
Wool	1988	1,156	lbs	.852	1,000
	1987	4,680	lbs	.650	3,000
Total	1988				3,267,000
	1987				3,640,600

## MISCELLANEOUS: PRODUCTION & VALUE

Item	Year	Total
Miscellaneous	1988	398,000
	1987	374,500

\*Includes honey, silage, rabbit meat, hogs, fish farming

## FOREST PRODUCTS: PRODUCTION & VALUE

Item	Year	Production	Unit	Per Unit	Total
Timber	1988	136,849,000	board feet	.242	33,117,500
	1987	149,415,000	board feet	.224	33,526,000
Firewood	1988	5,118	cords	85.00	435,000
	1987	2,974	cords	85.00	252,800
Total	1988				33,552,500
	1987				33,778,800

1989

ANNUAL CROP AND LIVESTOCK REPORT

DEL NORTE COUNTY, Cal. f.  
DEPARTMENT OF AGRICULTURE


OFFICES OF

AGRICULTURAL COMMISSIONER  
SEALER OF WEIGHTS & MEASURES  
ANIMAL CONTROL  
UNDERGROUND STORAGE TANKS

GIANNINI FOUNDATION OF  
AGRICULTURAL ECONOMICS  
LIBRARY

APR 10 1990

Del Norte County  
Department of Agriculture  
2650 Washington Blvd  
Crescent City, CA 95531



Library

Ginannini Foundation of Agricultural Economic  
University of California  
248 Giannini Hall  
Berkeley, CA 94720

To: Henry Voss, Director  
California Department of Food & Agriculture

and

Del Norte County Board of Supervisors

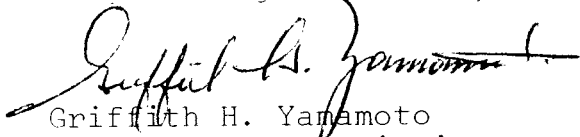
Helga Burns, Chairman  
Joyce Crockett  
Mark Mellett  
Glenn Smedley  
Ray Thompson

In accordance with the provisions of Section 2279 of the California Food and Agriculture Code, I hereby submit the Annual Crop Report of Del Norte County for the 1989 Calendar Year.

The values shown in this report represent gross production and value, whether marketed or not and do not take into consideration the cost of production and harvesting.

This Crop Report was compiled by Glenn E. Anderson, Agricultural Inspector III. We wish to take this opportunity to thank the many persons who furnished information and to them we express our sincere appreciation. We also wish to give special thanks to those who took the time and effort to complete the Crop Report Questionnaire. This saved considerable time and expense for the Department of Agriculture and Del Norte County.

Respectfully submitted,



Griffith H. Yamamoto  
Agricultural Commissioner



## GRIFFITH YAMAMOTO

DEL NORTE COUNTY

1989 CROP REPORT SUMMARY

AGRICULTURAL  
COMMISSIONER

	<u>1989</u>	<u>1988</u>
Field Crops	\$ 1,212,900	\$ 1,284,700
Vegetables & Fruits*	363,700	418,500
Nursery Crops	8,357,400	8,631,500
Livestock	4,162,600	3,746,900
Livestock Products	<u>2,498,500</u>	<u>3,267,000</u>
Subtotal	16,595,100	17,348,600
Timber Production	<u>44,363,700</u>	<u>33,552,500</u>
Total	60,958,800	50,901,100
Includes Miscellaneous*		

LIVESTOCK INVENTORIES

Item	January 1, 1990	January 1, 1989
All Cattle & Calves	11,800	11,000
Beef Cows	1,100	1,000
Milk Cows	2,600	2,300
Sheep & Lambs	300	300
Hogs	200	200

FIELD CROPS

Item	Year	Harvested Acreage	Per Acre	Total	Unit	Per Unit	Total Value
Hay (Grain)	1989	500	4.0	2,000	ton	110.00	220,000
	1988	700	4.0	2,800	ton	106.00	296,800
Hay (Other)	1989	1,650	3.3	5,445	ton	75.00	408,400
	1988	1,675	3.4	5,695	ton	70.00	398,700
Pasture (Irrigated)	1989	5,350	xxx	xxx	acre	60.00	321,000
	1988	5,400	xxx	xxx	acre	60.00	324,000
Pasture (Other)	1989	21,960	xxx	xxx	acre	12.00	263,500
	1988	22,100	xxx	xxx	acre	12.00	265,200
Total	1989						1,212,900
	1988						1,284,700

VEGETABLE & FRUIT CROPS: PRODUCTION & VALUE

Item	Year	Total
Vegetables & Fruits	1989	21,500
	1988	20,500

# NURSERY PRODUCTS & PRODUCTIONS

Item	Year	Acres	Quantity	Unit	Per Unit	Total
Easter Lily Bulbs	1989	407.0	43,287	case	105.99	4,588,200
	1988	399.5	42,460	case	102.38	4,347,000
Cut Fern, Decoratives, Seedling and Christmas Trees	1989	xxx	xxx	xxx	xxx	919,200
Cut Flowers	1988	xxx	xxx	xxx	xxx	794,000
Ornamentals	1989	xxx	xxx	xxx	xxx	2,850,000
Bedding Plants	1988	xxx	xxx	xxx	xxx	3,490,500
Total	1989					8,357,400
	1988					8,631,500

## LIVESTOCK: PRODUCTION & VALUE

Item	Year	No. Head	Liveweight	Unit	Per Unit	Total
Cattle	1989	4,720	42,480	cwt	73.70	3,130,800
	1988	4,400	39,600	cwt	70.40	2,787,840
Calves	1989	2,999	11,966	cwt	83.20	998,100
	1988	2,796	11,184	cwt	82.70	924,900
Sheep & Lambs	1989	540	486	cwt	69.30	33,700
	1988	540	486	cwt	70.30	34,170
Total	1989					4,162,600
	1988					3,746,900

## LIVESTOCK: PRODUCTION & VALUE

Item	Year	Production	Unit	Per Unit	Total
Market Milk	1989	84,775	cwt	12.92	1,095,300
	1988	184,873	cwt	11.44	2,115,000
Mfg. Milk	1989	120,894	cwt	11.60	1,402,400
	1988	116,368	cwt	9.89	1,151,000
Wool	1989	1,068	lbs	.7122	761
	1988	1,156	lbs	.852	1,000
Total	1989				2,498,500
	1988				3,267,000

## MISCELLANEOUS: PRODUCTION & VALUE

Item	Year	Total
Miscellaneous*	1989	342,200
	1988	398,000

Includes honey, silage, hogs\*

## FOREST PRODUCTS: PRODUCTION & VALUE

Item	Year	Production	Unit	Per Unit	Total
Timber	1989	130,846,000	Board Feet	.335	43,875,000
	1988	136,849,000	Board Feet	.242	33,117,500
Firewood	1989	4,887	Cords	100.00	488,700
	1988	5,118	Cords	85.00	435,000
Total	1989				44,363,700
	1988				33,552,500